



#2  
NICK LEDDY

#41  
JAROSLAV HALAK

#91  
JOHN TAVARES

#55  
JOHNNY BOYCHUK

#27  
ANDERS LEE



# TRADITION'S NEW HOME



## 2015-16 NEW YORK ISLANDERS MEDIA GUIDE

# 2015-16 NEW YORK ISLANDERS MEDIA GUIDE



## TABLE OF CONTENTS

### EDITORS IN CHIEF:

Kimber Auerbach  
Jesse D. Eisenberg

### CHIEF STATISTICIAN:

Eric Hornick

### CONTRIBUTORS:

Michael Fornabaio  
Greg Picker  
Bob Waterman

### PHOTOGRAPHY:

Bruce Bennett  
Jim McIsaac  
Mike Stobe  
Getty Images  
National Hockey League  
Bridgeport Sound Tigers

MANAGEMENT & HOCKEY OPERATIONS.....	1
PLAYERS.....	14
IN THE SYSTEM.....	64
2015 NHL DRAFT.....	88
YEAR IN REVIEW.....	94
OPPONENTS.....	100
IN THE PAST.....	160
STANLEY CUP PLAYOFFS.....	266
BRIDGEPORT SOUND TIGERS.....	284
MEDIA INFORMATION.....	300





# EXECUTIVE DIRECTORY

**ARENA**  
**BARCLAYS CENTER**  
**620 ATLANTIC AVE**  
**BROOKLYN, NY 11217**  
**CAPACITY: 15,795**

## OWNERSHIP/TOP MANAGEMENT

Governor  
 General Manager, Alternate Governor & President  
 Alternate Governor  
 Alternate Governor  
 Alternate Governor  
 Alternate Governor  
 Senior V.P. and Alternate Governor  
 Senior V.P. of Marketing and Sales  
 Barclays Center CEO  
 Barclays Center COO

Charles B. Wang  
 Garth Snow  
 Scott Malkin  
 Jon Ledecyk  
 Art McCarthy  
 Roy Reichbach  
 Michael Picker  
 Paul Lancey  
 Brett Yormark  
 Fred Mangione

## HOCKEY OPERATIONS

Manager, Hockey Administration  
 Assistant General Manager & Assistant Coach  
 Director of Pro Scouting  
 Assistant to the General Manager  
 Head Coach  
 Assistant Coach  
 Assistant Coach  
 Assistant Coach  
 Goaltending Coach  
 Skill Development Coach  
 Director of Sports Performance  
 Head Amateur Scout/Player Development  
 Director of Player Development  
 Player Development  
 Equipment Manager  
 Assistant Equipment Manager  
 Equipment Assistant  
 Equipment Assistant  
 Head Athletic Trainer  
 Assistant Athletic Trainer  
 Massage Therapist  
 Strength & Conditioning Coach  
 Scout  
 Scout  
 Scout  
 Scout  
 Scout  
 Scout  
 Scout  
 Scout  
 Scout  
 Scout

Joanne Holewa  
 Doug Weight  
 Ken Morrow  
 Kerry Gwydir  
 Jack Capuano  
 Greg Cronin  
 Bob Corkum  
 Matt Bertani  
 Mike Dunham  
 Bernie Cassell  
 Sean Donellan  
 Velli-Pekka Kautonen  
 Eric Cairns  
 Marty Reasoner  
 Scott Boggs  
 Richard Krouse  
 Kevin Putzig  
 Arty Verdi  
 Damien Hess  
 Philip E. Watson  
 Jim Miccio  
 Derrek Douglas  
 Trent Klatt  
 Tim MacLean  
 Mario Saraceno  
 David Hymovitz  
 Matti Kautto  
 Dennis Maxwell  
 Don McDuff  
 Jeff Napierala  
 Chris O'Sullivan  
 Jay Saraceno

## ADMINISTRATION

Deputy General Counsel  
 Human Resources Manager  
 Human Resources Coordinator  
 IT Manager  
 Receptionist  
 Office Attendant

Stacey Sabo  
 Michele Finkelstein  
 Megan Lynch  
 Pawel Tauter  
 Bonnie Dreher  
 Todd Aronovich

## BARCLAYS CENTER COMMUNICATIONS

Executive VP and Chief Communications Officer  
 Communications Director  
 Communications Manager

Barry Baum  
 Mandy Gutmann  
 Stuart Bryan

## ISLANDERS COMMUNICATIONS & MEDIA RELATIONS

Director of Communications  
 Communications Manager  
 Communications Coordinator

Kimber Auerbach  
 Jesse D. Eisenberg  
 Greg Picker

## RETAIL & MERCHANDISE OPERATIONS

Director of Retail Operations  
 Manager, Islanders Pro Shops  
 Assistant Manager, Islanders Pro Shops  
 Merchandise Coordinator

Terry Goldstein  
 Tim Murray  
 Nicolo Valenti  
 Robert Marsala

## FINANCE

Controller  
 Accounting Manager  
 Payroll Manager  
 Accounts Payable Coordinator  
 Staff Accountant

Frank Romano  
 Chris Vardaro  
 Christine Bowler  
 Janet Nelson  
 Lisa Vieira

## TICKET SALES & OPERATIONS

Executive VP/Chief Strategy Officer, Suite & Ticket Sales  
 Vice President of Ticket Sales  
 Vice President of Ticket Sales  
 Ticket Manager  
 St. Director, Sports Ticketing Operations  
 Executive Director of Group Sales  
 Director of Ticket Sales  
 Manager of Group and Inside Sales  
 Premium Account Executive, Ticket Sales  
 Premium Account Executive, Ticket Sales  
 Premium Account Executive, Ticket Sales  
 Premium Account Executive, Ticket Sales  
 Premium Account Executive, Ticket Sales  
 Account Executive, Ticket Sales  
 Account Executive, Ticket Sales  
 Account Executive, Ticket Sales  
 Account Manager, VIP Services  
 Account Manager, VIP Services  
 Account Manager, VIP Services  
 Account Manager, VIP Services  
 Account Manager, VIP Services  
 Manager, Premium Partnerships  
 Group Sale Accountant  
 Group Sale Accountant  
 Group Sale Accountant  
 Group Sale Accountant  
 Coordinator, Group Sales  
 Coordinator, Ticket Sales

Brian Basloe  
 John Baier  
 Ralph Sellitti  
 Adam Ortiz  
 Paul Kavanaugh  
 Kirk King  
 Emmanuel Jacobo  
 Theresa Power  
 Andrew Gilberti  
 Ryan Moore  
 Sam Berg  
 Mike Kim  
 Bryce Mitchell  
 David Koblenz  
 Chris Baldi  
 Brian Frankel  
 Rachel Low  
 Steven Weiss  
 Robert Aanonsen  
 Leah Papalia  
 Marc Gerstein  
 Drew Rowoldt  
 Jake Weinstein  
 Bryan Viggiano  
 Nick Thompson  
 Anthony Infante  
 Deena Sena  
 Lauren Herzlich

## MARKETING & SPONSORSHIP

Barclays Center Senior VP/Chief Marketing Officer  
 Barclays Center Executive VP, Global Partnerships  
 Senior Director of Global Partnerships  
 Community Relations Manager  
 Event Operations Coordinator  
 Manager, Amateur Hockey Development  
 Director, Islanders Game Presentation  
 Game Operations Coordinator  
 Web Content Producer  
 Marketing Coordinator

Elisa Padilla  
 Mike Zavodsky  
 Chris Lombardo  
 Ann Rina  
 Ryan McLearn  
 Jocelyne Cummings  
 TJ Roche  
 Mallory Mullane  
 Cory Wright  
 Joseph Paciullo



## CHARLES B. WANG

OWNER & GOVERNOR

Charles B. Wang is an entrepreneur, visionary, author, and philanthropist. Since founding Computer Associates International, Inc. in 1976 (now CA, Inc.), Mr. Wang has become known as one of the most successful leaders in the technology field. He has been instrumental in the development and growth of many technology companies in the United States and China. He currently serves as Chairman of the Board for NeuLion (TSX: NLN), which is the leading provider for the delivery of live and on-demand content to Internet-enabled devices, and boasts a client list that includes the NFL, NBA, NHL, Rogers Media, UFC and Univision amongst many others.

In 2000, Mr. Wang expanded his interests into the field of professional sports by purchasing the New York Islanders of the National Hockey League. In October of 2012, he announced that the Islanders franchise would move to Barclays Center in Brooklyn at the start of the 2015-16 season. At a press conference held at Nassau Coliseum on October 22, 2014, Mr. Wang made official that a group led by London based investor Scott Malkin and former Washington Capitals co-owner Jon Ledecky, had reached a definitive agreement, to purchase the team. Under the terms of the agreement, Mr. Wang will continue as majority owner and Governor of the Islanders, with the Malkin/Ledecky group transitioning to majority owner in 2016.

Mr. Wang is also actively involved in supporting many charitable foundations. His efforts include, but are not limited to the expansion of the Charles B. Wang Community Health Center in New York City and building of the headquarters for the National Center for Missing and Exploited Children (NCMEC) in Alexandria, Virginia. Furthermore, his deep regard for education led him to make a gift to Stony Brook University of the State of New York by way of constructing the Charles B. Wang Center which celebrates Asian and American cultures. In the same fashion he established a new building for the law school in Suzhou University. In 2000, the law school was renamed The Kenneth Wang School of Law in honor of Mr. Wang's late father, who was a graduate of the University.

Of all his philanthropic ventures, the one that is nearest and dearest to Mr. Wang is Smile Train. Mr. Wang is the founder, and serves as Chairman on Smile Train's Board of Directors. He is the leading force behind Smile Train and its mission to provide free surgery to impoverished children in developing countries around the world, who suffer from cleft lip and/or cleft palate. Through his efforts, Smile Train's model of empowering local medical teams to provide free and safe surgery for affected children has proven extremely successful. Since its inception 15 years ago, Smile Train has provided over 1 million free surgeries in over 85 countries, to date.

Charles B. Wang was born in Shanghai, China and moved to the United States with his family in 1952 at the age of eight. He earned a Bachelor of Science degree in Mathematics from Queens College. In May of 2015 the honorary degree of Doctor of Humane Letters was conferred upon him by Stony Brook University. He now resides on Long Island with his family.

MANAGEMENT

THE PLAYERS

IN THE SYSTEM

2015 NHL ENTRY DRAFT

SOUND TIGERS

YEAR IN REVIEW



## SCOTT MALKIN

### ALTERNATE GOVERNOR

Scott Malkin is founder and Chairman of S D Malkin Properties, a specialist property investment and development company concentrating on innovative mixed-use, retail anchored projects including the award winning 2 Rodeo Drive in Beverly Hills, California.

He is also founder and Chairman of Value Retail PLC, as well as co-founder and Chairman of Value Retail China. Value Retail develops and operates upmarket outlet shopping villages serving the capital cities of Western Europe and the tier one cities in China.

These open air, pedestrianised villages serve the fashion and luxury retail brands and attract primarily long haul tourists. They generate the highest sales per square foot of any portfolio of shopping centres in the world.

Scott is a graduate of Harvard College, Harvard Business School and Harvard Law School and serves on various committees at Harvard University including the Dean's Board of Advisors at Harvard Business School and the University's Global Advisory Committee.

He is also a member of the Advisory Boards for the Harvard Stem Cell Institute, the Harvard Medical School Advisory Council on Global Health, Oxford University's business school, the Tobin Project, Conservacion Patagonica and the Columbia University Global Centres/Europe, and is a member of the President's Council of Massachusetts General Hospital.

Scott is currently Chair of the Advisory Board of the Urban Land Institute, Europe. In addition, he is a Trustee of the New York Public Library, of Partners In Health, of The Carnegie Endowment for International Peace and of the US Olympic and Paralympic Foundation.

Scott and his family have lived in London since 1991.



## JON LEDECKY

### ALTERNATE GOVERNOR

Jon Ledecky is a private equity investor who has been the co-founder or initial investor in companies that have raised over \$20 billion in financing. Jon founded U.S. Office Products in 1994 and by 1997 the Company had become the fastest entrant ever in the history of the Fortune 500 with annualized sales of nearly \$4 billion. U.S. Office Products owned Mail Boxes, Etc. (now the UPS Store) and several other brands that eventually became independent public and private companies.

Jon Ledecky's initial foray into professional sports ownership occurred in 1999 when with partner Ted Leonsis he bought the Washington Capitals of the National Hockey League and an interest in the Washington Wizards of the National Basketball Association. Jon later sold his partnership interest and started a foundation that dedicated itself to the education of inner-city children in Boston, New York and Washington. The foundation distributed millions of dollars to the building and upgrading of educational facilities for children in these inner cities.

Jon Ledecky is an honors graduate of Harvard College and also graduated from Harvard Business School. He was elected the Chief Marshal at Harvard in 2004, a singular honor bestowed on the 25th Reunion graduate by his classmates for accomplishing the "most for Harvard and society while achieving outstanding

professional success." Mr. Ledecky received the prestigious National Capitol Boy Scouts Citizen of The Year Award in 1998, the youngest recipient to receive an honor bestowed previously on President Ronald Reagan and Colin Powell. He has also been honored as the Anti-Defamation League Man of the Year and was the International Franchise Association's "Free Enterprise Award" winner.

Mr. Ledecky was selected to serve as a Commissioner on the National Commission on Entrepreneurship. He has been a Board member of the U.S. Chamber of Commerce and served as a Trustee of George Washington University. Jon was elected to a four-year term as a Trustee of the U.S. Olympic Committee Foundation in January 2013. His niece Katie Ledecky won the 800-meter freestyle swimming gold medal at the age of 15 at the 2012 London Olympic Games and owns the current world records in the 400, 800, and 1500 freestyle swimming events.

Jon is a native of New York City and has lived in Brooklyn, Queens and Manhattan.

MANAGEMENT

THE PLAYERS

IN THE SYSTEM

2015 NHL ENTRY DRAFT

SOUND TIGERS

YEAR IN REVIEW



# GARTH SNOW

## GENERAL MANAGER, PRESIDENT & ALTERNATE GOVERNOR

Garth Snow enters his 10th season as the General Manager of the New York Islanders in 2015-16. A goaltender with the organization from 2001 to 2006, Snow retired as a player on July 18, 2006 to become the fifth General Manager in franchise history.

A sixth round selection of the Quebec Nordiques in the 1987 NHL Entry Draft, Snow played twelve seasons in the NHL, including four with the Islanders. He finished his career with an overall record of 135-147-43 along with a 2.80 goals-against average and a .900 save percentage over 368 games with the Quebec Nordiques, Philadelphia Flyers, Vancouver Canucks, Pittsburgh Penguins and the New York Islanders.

On the International stage, Snow represented Team USA at the 1994 Olympics in Norway and at the 1998 World Championships in Switzerland.

Snow graduated from the University of Maine in 1993 after playing four years with the Black Bears. He won a National Championship at Maine in 1993 and was named to the NCAA All-Tournament Team. He also earned Hockey East Second Team All-Star honors. Snow led the NCAA in victories for three straight seasons from 1990-1992. During his tenure at Maine, Snow was also a member of the All-Academic team.

While attending the University of Maine, Snow earned a Master's Degree in Educational Administration and a Bachelor's Degree in Business Administration.



## JACK CAPUANO

### HEAD COACH

Jack Capuano was named the interim head coach of the New York Islanders on November 15, 2010. The Islanders removed the "interim" label from Capuano's title on April 12, 2011.

Entering 2015-16, Capuano ranks second in franchise history with 165 coaching wins (Al Arbour - 740) and 359 games coached (Arbour - 1,500).

In the Islanders' final season at Nassau Coliseum in 2014-15, Capuano led the club to their most wins (47) and points (101) since 1983-84 for the team's second playoff berth under Capuano. In 2012-13, he led the Islanders to their first winning record and first Stanley Cup Playoff appearance since the 2006-07 season. The club set a franchise record with a .667 road-winning percentage and posted an 11-2-4 record in their final 17 games to clinch a playoff berth.

Capuano first joined the Islanders in 2005-06 as an Assistant Coach. The native of Cranston, RI, was named Head Coach of the Bridgeport Sound Tigers of the American Hockey League on April 30, 2007, where he finished with a 133-100-8-14 record in four seasons. From 1997-2005 he served as the General Manager of the Pee Dee Pride of the East Coast Hockey League (ECHL). Capuano also served as the Head Coach of the 2005 U.S. Under-18 Select Team at the Five Nations Cup in Slovakia.

Capuano began his coaching career in 1995 as an assistant with the Tallahassee Tiger Sharks of the ECHL after ending a playing career that included stints with Boston, Vancouver and Toronto of the NHL and Springfield and Maine of the AHL.

The former First Team All-American captained the University of Maine to a Hockey East Championship and NCAA Frozen Four appearance in 1988.

#### PROFESSIONAL HEAD COACHING RECORD

SEASON	CLUB	LEAGUE	W	L	T	OTL	Playoffs	W	L
1996-97	Knoxville Cherokees*	ECHL	7	8	1	0			
1997-98	Pee Dee Pride	ECHL	34	25	0	11	Round 2	3	5
1998-99	Pee Dee Pride	ECHL	51	15	0	4	Round 4	7	6
2000-01	Pee Dee Pride*	ECHL	9	5	1	0	Round 3	5	5
2007-08	Bridgeport Sound Tigers	AHL	40	36	0	4			
2008-09	Bridgeport Sound Tigers	AHL	49	23	0	8	Round 1	1	4
2009-10	Bridgeport Sound Tigers	AHL	38	32	0	10	Round 1	1	4
2010-11	Bridgeport Sound Tigers	AHL	6	9	0	0			
2010-11	New York Islanders*	NHL	26	29	0	10			
2011-12	New York Islanders+	NHL	34	36	0	11			
2012-13	New York Islanders**	NHL	24	16	0	7	Round 1	2	4
2013-14	New York Islanders	NHL	34	37	0	11			
2014-15	New York Islanders	NHL	47	28	0	7	Round 1	3	4
<b>NHL TOTALS</b>			<b>165</b>	<b>148</b>	<b>0</b>	<b>46</b>		<b>5</b>	<b>8</b>

\* Denotes midseason replacement

+ Capuano Coached 81-of-82 games, missing one contest due to illness on Feb. 21 at Buffalo

\*\* Coached 47-of-48 games, missing one contest due to illness on Jan. 19 vs. New Jersey



# NEW YORK ISLANDERS COACHING STAFF

MANAGEMENT



## DOUG WEIGHT

### ASSISTANT GENERAL MANAGER & ASSISTANT COACH

Doug Weight enters his second season as Assistant General Manager and fifth as Assistant Coach in 2015-16.

A forward with the organization from 2008 to 2011, Weight retired as a player on May 26, 2011 and was immediately named Senior Advisor to the GM and Assistant Coach. He was promoted to Assistant GM on June 16, 2014 while retaining his role behind the bench.

A veteran of 1,238 NHL games, Weight places 68th on the NHL's all time scoring list with 1,033 points. The Detroit, MI, native's 755 career assists rank 39th all time, while his 1,238 regular season games played are the 78th highest total in NHL history. Weight was selected to the U.S. Hockey Hall of Fame on July 25, 2013.

A four-time NHL All-Star, Weight was named the 12th captain in Islanders history on October 2, 2009. Originally drafted by the New York Rangers in the second round (34th overall) of the 1990 NHL Entry Draft, Weight's career included stints with the Rangers, Edmonton Oilers, St. Louis Blues, Carolina Hurricanes, Anaheim Ducks and the Islanders.

On the international stage, Weight won a silver medal with the United States at the 2002 Winter Olympics and also skated with the 1998 and 2006 United States Olympic teams. He represented the U.S. in the World Cup of Hockey in 2004 and in 1996, helping Team USA win the championship in '96. Weight appeared in one World Junior Championship in 1991, leading the entire tournament in scoring with 14 points. He also played in the 1993, 1994 and 2005 World Championships for the United States.

THE PLAYERS

IN THE SYSTEM



## GREG CRONIN

### ASSISTANT COACH

The Islanders hired Greg Cronin as an Assistant Coach on June 16, 2014, marking his second stint with the organization. He served as an Assistant Coach with the Islanders from 1998-2003 and as Head Coach of the Bridgeport Sound Tigers from 2003-2005. In two seasons in Bridgeport, Cronin led the Sound Tigers to a 78-61-12 record.

Prior to re-joining the Islanders, the Arlington, MA native spent three seasons behind the bench as an Assistant Coach with the Toronto Maple Leafs. In 2013, Cronin helped lead the Leafs to their first playoff appearance in nine seasons.

On the international stage, Cronin served as an Assistant Coach for Team USA at the World Hockey Championships in 2011 and 2012. In 2012, he helped guide the U.S. to a first-place finish in the preliminary round.

Cronin served as Head Coach at Northeastern University from 2005-2011. Cronin rebuilt the program, improving from three wins in his first season, to an NCAA Tournament appearance in 2009, the school's first in 15 years. That season he won the Bob Kullen Coach of the Year Award as best coach in Hockey East. From 2008-2011, Cronin compiled the greatest win total in a four-year span in NU history.

Prior to his first stint in the Islanders organization, Cronin served as an Assistant Coach with the United States National Development Program Under-18 Team (one season), the University of Maine (four seasons) and Colorado College (three seasons). Cronin got his start in coaching as an assistant at Colby College in 1987-88.

Cronin played four seasons at Colby College in Maine from 1982-86. He earned a Master's Degree in Business at the University of Maine in 1990, while serving as a graduate assistant for the hockey team.

2015 NHL ENTRY DRAFT

SOUND TIGERS



## BOB CORKUM

### ASSISTANT COACH

Bob Corkum enters his second season as Assistant Coach after being named to the position on June 16, 2014. Corkum first joined the Islanders as a member of the team's player development staff in 2013.

The Salisbury, MA native played 11 seasons in the National Hockey League with the Buffalo Sabres, Mighty Ducks of Anaheim, Philadelphia Flyers, Phoenix Coyotes, Los Angeles Kings, New Jersey Devils and Atlanta Thrashers.

Originally drafted in the 3rd round, 47th overall, by Buffalo in 1986, Corkum finished his NHL career in 2002 with 97 goals and 103 assists for 200 points in 720 games.

Following his playing career, Corkum spent five seasons as an associate coach with his alma matter, the University of Maine, from 2008 to '13. Corkum played four seasons for the Black Bears from 1985 to '89, qualifying for three NCAA tournaments and captaining the university's first Hockey East Championship in 1989.

YEAR IN REVIEW

## NEW YORK ISLANDERS COACHING STAFF



### MATT BERTANI

#### ASSISTANT COACH

Matt Bertani enters his fourth season as Assistant Coach, overseeing all video coaching aspects for the New York Islanders. He served as an Assistant Coach with the Bridgeport Sound Tigers from the 2008-09 season through the 2011-12 season, focusing primarily on the team's video analysis of opponents and assisting in practices.

Prior to joining the Islanders organization, Bertani served as an assistant coach at Penn State University beginning in 2005; he served as Director of Recruiting while monitoring player development. Before his years at "Happy Valley," Bertani served as an assistant coach with the Johnstown Chiefs of the ECHL. The Pittsburgh, PA, native attended Mercyhurst College.



### MIKE DUNHAM

#### GOALTENDING COACH

Former New York Islanders goaltender Mike Dunham enters his ninth season as the team's goaltending coach. A veteran of 10 NHL seasons, Dunham played in 394 games and retired with a record of 141-178-44, a 2.74 goals against average and a .908 save percentage. In addition to the Islanders, Dunham played for the New Jersey Devils, Nashville Predators, New York Rangers and Atlanta Thrashers. Dunham won a silver medal at the 2002 Winter Olympics with the United States.

Dunham played collegiate hockey at the University of Maine, where he shared goaltending duties with current Islanders General Manager Garth Snow. He was named to the NCAA East First All-American Team and the Hockey East First All-Star Team in 1992-93. That same season, Dunham won an NCAA Men's Ice Hockey Championship with the Black Bears.

# NEW YORK ISLANDERS HOCKEY OPERATIONS

MANAGEMENT



**JOANNE HOLEWA**  
Manager, Hockey Administration



**KERRY GWYDIR**  
Assistant to the General Manager



**KEN MORROW**  
Director of Pro Scouting



**VELLI-PEKKA KAUTONEN**  
Head Amateur Scout / Player Dev.

THE PLAYERS

## NEW YORK ISLANDERS SCOUTING STAFF:

IN THE SYSTEM



**ERIC CAIRNS**  
Director of Player Development



**MARTY REASONER**  
Player Development



**TRENT KLATT**  
Scout



**MARIO SARACENO**  
Scout


2015 NHL ENTRY DRAFT



**TIM MacLEAN**  
Scout



**CHRIS O'SULLIVAN**  
Scout



**DAVID HYMOVITZ**  
Scout




**JEFF NAPIERALA**  
Scout

SOUND TIGERS



**JAY SARACENO**  
Scout



**DENNIS MAXWELL**  
Scout



**Matti Kautto**  
Scout



**Don McDuff**  
Scout

YEAR IN REVIEW

# NEW YORK ISLANDERS EQUIPMENT STAFF



## SCOTT BOGGS EQUIPMENT MANAGER

Scott Boggs enters his 10th season as the Head Equipment Manager of the New York Islanders. He came to the Islanders from the Chicago Blackhawks, where he spent the 2005-06 season as an Assistant Equipment Manager. From 2000 to 2005, Boggs served as the Equipment Manager for the Norfolk Admirals of the American Hockey League (AHL). He also served in that capacity for the Hampton Roads Admirals during their last two years in the ECHL, from 1998-2000. Prior

to joining that organization, Boggs worked for the Thunder Bay Thunder Cats (United Hockey League) and the Calgary Hitmen (Western Hockey League).

A native of Halifax, Nova Scotia, Boggs is a member of the society of Professional Equipment Managers.



## RICHARD KROUSE ASSISTANT EQUIPMENT MANAGER

Richard "Shakey" Krouse enters his 11th season with the New York Islanders as the team's Assistant Equipment Manager. Prior to joining the Islanders, Krouse served as the Head Equipment Manager of the Utah Grizzlies (American Hockey League) from 2001-02 to 2004-05. Before joining Utah, Krouse spent time with the Las Vegas Thunder (Internation-

al Hockey League), Jacksonville Lizard Kings (ECHL) and Houston Aeros (AHL) as the Head Equipment Manager. A native of Utica, NY, Krouse was on the equipment staff for the 1994-95 Calder Cup Champion Albany River Rats.



## KEVIN PUTZIG EQUIPMENT ASSISTANT

Kevin Putzig enters his first season with the New York Islanders as the team's Equipment Assistant. He spent the last two seasons as the Head Equipment Manager of the Erie Otters in the Ontario Hockey League.

Putzig had previously worked with the Islanders' American Hockey League affiliate, the Bridgeport Sound Tigers, joining the equipment staff in a full-time roll in 2011-12 after serving for three years as the visiting locker room attendant.



## ARTIE VERDI EQUIPMENT ASSISTANT

Artie Verdi enters his 17th season with the Islanders equipment staff in 2015-16.

Verdi began his sports career with the Long Island Jawz of the professional Roller Hockey League. He has also been the Head

Equipment Manager for the New York Dragons, San Jose Sabercats, Colorado Crush and San Antonio Talons of the Arena Football League.

Verdi won the Arena Bowl Championship with San Jose in 2007.

MANAGEMENT

THE PLAYERS

IN THE SYSTEM


2015 NHL ENTRY DRAFT

SOUND TIGERS

YEAR IN REVIEW

# NEW YORK ISLANDERS TRAINING STAFF

MANAGEMENT



## SEAN DONELLAN DIRECTOR OF SPORTS PERFORMANCE

Sean Donellan returned to the New York Islanders in the 2011-12 season as the team's Director of Sports Performance, overseeing the Athletic Training and Strength and Conditioning Departments. Sean's previous time with the Islanders was spent as the Assistant Athletic Trainer and Head Strength and Conditioning Coach from 1996-2003.

In 2003, Donellan moved back to his native New Jersey and worked as the Director of Sports Performance for the Ice House Athletic Performance Center in Hackensack, NJ until 2005. He then took the position of Sports Performance Director at Velocity Sports Performance in Mahwah,

NJ, where he trained numerous notable athletes such as the Green Bay Packers' Ryan Grant, NY Giants Justin Tuck, Brandon Jacobs, Mathias Kiwanuka, Chris Canty, Jay Alford, Danny Ware and Victor Cruz, as well as Oakland Raiders Kevin Boss, Los Angeles Galaxy Juan Pablo Angel, former New York Yankee Mike Stanton and the West Point Military Academy Men's Rugby Team. In November 2012, Donellan opened Ultimate Athletic Performance in Oakland, NJ.

Sean received his bachelor's degree in Exercise and Movement Science / Athletic Training from William Paterson University.

THE PLAYERS



## DAMIEN HESS HEAD ATHLETIC TRAINER

Damien Hess enters his second season as the Head Athletic Trainer for the 2014-15 season. Hess joins the team after 10 seasons as Head Athletic Trainer of the AHL's Hartford Wolf Pack. Prior to his tenure in Hartford, he was the Head Athletic Trainer of the ECHL's Atlantic City Boardwalk Bullies from 2001 to '04.

Hess earned a B.S. in Athletic Training from West Chester University in 1998 and an M. Ed. in Athletic Training from the University of Virginia in 1999. Following his graduate studies he served one year as an athletic training fellow at the U.S. Olympic Training Center in Lake Placid, NY.

IN THE SYSTEM



## PHILIP E. WATSON ASSISTANT ATHLETIC TRAINER

Philip E. Watson enters his fourth season as Assistant Athletic Trainer for the New York Islanders. Prior to joining the Islanders, Watson served as Assistant Athletic Trainer for the Columbus Crew of Major League Soccer.

Watson earned his B.S. in Athletic Training from Bethel University in St. Paul, MN. After completing a Masters of Science in Exercise Science from

the University of Maine, he returned to Bethel University as a Health and Physical Education instructor, while also serving as an Athletic Trainer for the men's hockey and men's soccer teams.

2015 NHL ENTRY DRAFT

SOUND TIGERS



## DERREK DOUGLAS STRENGTH & CONDITIONING COACH

Derrek Douglas enters his fourth season as Strength and Conditioning Coach for the New York Islanders. Prior to joining the Islanders organization, Douglas worked for three years under current Islanders Director of Sports Performance Sean Donellan at Velocity Sports Performance in Mahwah, NJ.

Douglas earned a B.S. in Kinesiology at the University of Rhode Island, where he played four years of club hockey, serving two as a captain, for their ACHA National Championship ice hockey team. After a strength

and conditioning internship with URIs strength staff, Douglas interned with the United States Olympic Training Center in Chula Vista, CA, prior to the 2008 Summer Games in Beijing. Douglas later served as a Graduate Assistant Strength and Conditioning Coach at North Dakota State University in Fargo, ND, where he worked with numerous D-I NCAA mens and womens teams, including football, basketball and track and field.

YEAR IN REVIEW

# NEW YORK ISLANDERS MEDICAL STAFF



## DR. ELLIOT PELLMAN MEDICAL DIRECTOR

Elliot J. Pellman MD, FACP has been the New York Islanders' Medical Director since 1996, supervising all aspects of the team's and the organization's AHL affiliate Bridgeport Sound Tigers' medical care. Dr. Pellman is the co-founder and Medical Director of ProHEALTH Care Associates, one of the nation's largest private medical multispecialty groups with over 600 physicians.

Dr. Pellman is a nationally recognized leader in the field of sports medicine and is a Clinical Professor of Medicine, Rheumatology and Clinical Professor of Orthopaedics at the Icahn School of Medicine at Mount Sinai. He is the Medical Advisor to the National Football League (NFL) and, in conjunction with committee chairs, assists in the administration of NFL health committees and serves as the medical liaison to the league's clubs, Competition Committee, team physicians, team athletic trainers and the National Football League Players Association.

Dr Pellman was the Team Physician and Medical Director of the New York Jets Football Club (1988-2010) and was President of the NFL Physicians Society (1999-2001). He was the medical advisor for Major League Baseball (2003 – 2013), advising the Commissioner's Office regarding medical committees, medical consultants, medical grants and medical education initiatives. He has received numerous honors, including the 2007 National Hispanic Medical Association Health Leadership Award, the 2008 New York State Arthritis Foundation Sports Leadership Award and in 2010, was granted honorary membership in the Professional Football Athletic Trainers Society.

MANAGEMENT

THE PLAYERS



## DR. BRIAN DANIELS PRIMARY CARE

Dr. Brian Daniels attended Purdue University for his undergraduate education then attended Indiana University School of Medicine, where he earned his medical degree. He completed his residency in Family Medicine at Columbia St. Mary's, in Milwaukee, a part of the Medical College of Wisconsin. He then went on to complete his sports medicine fellowship at the prestigious Steadman Hawkins Clinic of the Carolinas, in Greenville, South Carolina.

Dr. Daniels sees patients of all ages, but focuses on the non-operative management of musculoskeletal conditions in active athletes. During

his training, he won multiple teaching awards for education of medical students and residents.

Currently, Dr. Daniels works as a team physician for the New York Islanders, Hofstra University, as well as the US Open Tennis. He is an active member of the American Medical Society for Sports Medicine and the American College of Sports Medicine.

IN THE SYSTEM

2015 NHL ENTRY DRAFT



## DR. BRIAN NERI HEAD TEAM ORTHOPEDIST

Dr. Brian Neri is the Chief of Prohealth's Division of Sports Orthopedics. A board certified orthopedic surgeon, Neri attended Boston College for his undergraduate education and received his medical education at Loyola University Chicago where he was honored with induction into the Alpha Omega Alpha honor society. He completed his orthopaedic surgery residency at New York University-Hospital for Joint Diseases, where he served as an administrative chief resident and was awarded the resident teaching award. He subsequently completed an extra year of fellowship training in arthroscopic surgery and sports medicine at the prestigious Kerlan-Jobe Orthopaedic Clinic in Los Angeles. During his fellowship he served as team physician for Loyola Marymount University, and associate team physician for the Los Angeles Lakers, Los Angeles Sparks and part of the medical staff for the Los Angeles Dodgers, Los Angeles Galaxy, Los Angeles Kings, Anaheim Ducks, Los Angeles Avengers and USC Football. He also received the Kerlan-Jobe Clinical Research Award for his research on superior labral tears in professional overhead throwers.

While Dr. Neri treats all musculoskeletal conditions, his practice is focused on arthroscopic and reconstructive surgery with particular interest in shoulder replacement surgery, rotator cuff tears/labral tears, ACL tears, and disorders of the hip (labral tears/femoroacetabular impingement/gluteus tears/snapping hip). He has published and lectured on topics ranging from the management of massive rotator cuff tears, superior labral tears in elite overhead athletes to femoroacetabular impingement.

He is the head team orthopaedist for the New York Islanders Hockey Club and orthopedic consultant to Hofstra University, Molloy College and US Open Tennis. He is an active member of the American Academy of Orthopaedic Surgeons, American Orthopaedic Society for Sports Medicine, International Society for Hip Arthroscopy and Arthroscopy Association of North America.

SOUND TIGERS

YEAR IN REVIEW



## DR. STEVEN ROKITO

### TEAM ORTHOPEDIST

Dr. Steven Rokito is a board certified orthopedic surgeon specializing in sports related injuries. He is the orthopedic division chief of sports medicine at Long Island Jewish Medical Center and North Shore Hospital, Manhasset. Dr. Rokito grew up on Long Island and graduated first in his class from Roslyn High School. He received his Bachelor of Arts and Medical degrees from Boston University where he graduated with honors and was elected to the Alpha Omega Alpha medical honor society.

Dr. Rokito completed his general surgery internship at NYU and is a graduate of the orthopedic residency program at the Hospital for Joint Diseases in New York. Following residency, he then completed a sports medicine fellowship at the prestigious Kerlan-Jobe Orthopedic Clinic in southern California. Dr. Rokito's clinical practice focuses on both nonsurgical and surgical care of upper and lower extremity over use and traumatic injuries. He is a strong proponent of exercise therapy

and employs state of the art surgical techniques when needed to help restore musculoskeletal function and alleviate pain. He enjoys seeing patients of all ages from "little-leaguers" to senior citizens. He is the orthopedic surgeon for many area high schools, local collegiate athletes, team physician for the Long Island Ducks, and associate team orthopedist for the New York Islanders Hockey Club.

During the course of his orthopedic training, Dr. Rokito won awards for best clinical research. He has published articles in leading orthopedic journals and has presented his research at regional and national orthopedic meetings. He has a continued commitment to education and was awarded "Teacher of the Year in Orthopedics, 2010" for the NSLIJ Health System by the orthopedic residents. He is an assistant professor of orthopedic surgery at the Hofstra – North Shore/LIJ School of Medicine. He is a fellow of the American Academy of Orthopedic Surgeons and an active member of the Arthroscopy Association of North America.



## DR. MICHAEL LAZAR

### TEAM DENTIST

Dr. Michael Lazar is a general dentist and president of Cosmetic Dentistry of Long Island located in Woodbury, N.Y. He grew up on Long Island and is a graduate of Bethpage High School. He completed his undergraduate education at St. John's University, earning a Bachelor of Science degree. Dr. Lazar attended Howard University College of Dentistry, where he graduated with honors. Dr. Lazar completed his dental residency program at the Brooklyn Veterans Administration Hospital where he received an award for excellence in clinical dentistry.

Currently in private practice, Dr. Lazar's particular focus is cosmetic reconstructive dentistry. His office also provides all aspects of general dental treatment such as root canal therapy, periodontal treatment, dental implant surgery, dental implant restoration, and cosmetic dentistry. Dr. Lazar is also a member of the Police Surgeons Benevolent Association and is the team dentist for the New York Islanders hockey club.



# TEAM ROSTER



TRADITION'S  
NEW HOME





## 12 | JOSH BAILEY | FORWARD

**SHOOTS:** LEFT **HEIGHT:** 6-1 **WEIGHT:** 210 **BIRTHDAY:** 10.2.1989 **BIRTHPLACE:** BOWMANVILLE, ON

### ISLANDERS TRANSACTIONS:

Selected by the Islanders in the first round (ninth overall) of the 2008 National Hockey League Draft. Agreed to a two-year extension on September 16, 2011. Agreed to a five-year extension on July 16, 2013.

### LAST SEASON:

Scored a career-high 41 points (15g/26a) in 70 games during his seventh season with the Islanders...Tied for sixth on the team in points...Recorded five multi-point games, including a season-high three assists on Jan. 16 vs. Pittsburgh and a three-point (1g/2a), plus-4 contest on Feb. 14 vs. Columbus...Missed 12 games throughout the season due to injury...Suffered a hand injury on Oct. 23 at Boston missed eight games...Recorded points in four straight games (1g/3a) (interrupted by injury) from Oct. 21 - Nov. 15...Missed two games due to a lower-body injury suffered Dec. 6 at Ottawa...Missed a game due to an upper-body injury on Jan. 6 at Vancouver...Had a four-game point streak (1g/6a) from Jan. 16-27...Recorded his 200th NHL point (assist) on Feb. 3 vs. Florida...Had a four-game point streak (2g/3a) from Mar. 3-9.

### CAREER:

**2013-14:** Scored 38 points including a career-high 30 assists in 77 games during his sixth season with the Islanders...Scored 10 power-play points (2g/8a)...Had five multi-point games, including a season-high, three-point effort (1g/2a) on Oct. 8 vs. Phoenix...The team went 5-0-0 in Bailey's multi-point performances, four of which came in the final 16 games of the season...Was named a Star of the Game six times, including two First Star selections...Missed four games with an upper-body injury from Dec. 29 - Jan. 4...Recorded his 100th NHL assist on Mar. 7 at Calgary...Had a four-game assist streak from Feb. 6 - Mar. 1 (4a)...Had a four-game point streak (2g/4a) from Mar. 29 - Apr. 5...Appeared in his 400th career NHL game on Apr. 2 at Ottawa...Played a career-high 24:34 to lead all forwards on Apr. 8 vs. Ottawa...Scored a spin-o-rama shootout winner on Apr. 11 at New Jersey.

**2012-13:** Scored 19 points (11g/8a) in 38 games during his fifth season with the Islanders...Fifteen of his points (10g/5a) came in the season's second half (24 GP: Mar. 9 - Apr. 26)...Finished third on the team in plus-minus with a career-high, plus-7 rating...Recorded four multi-point games, including a season-high, two-goal contest on Apr. 11 at Boston...Began the season with a knee injury suffered while playing in Germany during the NHL lockout...Missed the first eight games, making his season debut on Feb. 9 vs. Buffalo and posted a career-high seven shots...Appeared in his 300th NHL game on Feb. 24 vs. Carolina...Scored his 50th career goal on March 19 vs. Ottawa...Had a four-game point streak (2g/3a) from Apr. 1-6...During the NHL lockout, appeared in six games with the Bietigheim Steelers in Germany's second division, scoring 11 points (3g/8a). **2011-12:** Appeared in a career-high 80 games during his fourth season with the Islanders, scoring 32 points (13g/19a)...Led the team and tied for fourth in the league with three short-handed goals...Tied for seventh on the team in points and ranked seventh in goals...Scored his 100th career point with a short-handed goal on Jan. 19 at Philadelphia...Left the game with back spasms on Feb. 21 and missed the next two games...Had a three-game goal-scoring streak (4g) from Feb. 28 - Mar. 3...Had a six-game point streak (3g/9a) from Mar. 17-29...Recorded a career-high three assists on Mar. 27 at Pittsburgh...Scored a career-high five points on Mar. 29 vs. Pittsburgh. **2010-11:** Scored 28 points (11g/17a) in 70 games during his third season with the Islanders...Finished seventh on the team in goals and points...Posted career highs in penalty minutes (37) and power-play goals (5), while matching his career best with two game-winning goals...Tied for seventh in the NHL with 72 takeaways...Also made his American Hockey League debut with the Bridgeport Sound Tigers, posting 17 points (6g/11a) with a plus-5 rating in 11 games...With the Islanders, scored six points (3g/3a) in the first five games of the season...Suffered a hip flexor injury on Oct. 18 at Toronto and missed two games...Was assigned to Bridgeport on Nov. 24...Was recalled from loan on Dec. 22 and posted a season-high three points (2g/1a) on Dec. 23 at New Jersey...Had a three-game assist streak from Jan. 15-20 (3a)...Received a game misconduct after his first career NHL fight (P. Dupuis) on Feb. 11 vs. Pittsburgh...Had a four-game point streak from Feb. 11-17 (2g/2a)...Posted a season-high plus-3 rating on Feb. 15 at Ottawa...Had a four-game point streak from Mar. 2-8 (1g/3a)...Played in his 200th NHL/Islanders game on Mar. 15 at NY Rangers. **2009-10:** Established career highs in goals (16), and added 19 assists for 35 points with a plus-5 rating in his second season with the Islanders...Led the team in plus-minus rating, ranked seventh in scoring and sixth in assists...Played in his 100th NHL/Islanders game on Dec. 14 vs. Florida...Recorded a season-high three points (1g/2a) on Jan. 9 at Phoenix...Scored two overtime goals: Nov. 23 at Toronto (4-3) and Mar. 27 at Columbus (4-3)...Tallied the first short-handed goal of his career on Oct. 22 at Montreal...Recorded an assist in six consecutive games from Dec. 31 - Jan. 12 and a point in seven consecutive games from Dec. 29 - Jan. 12 (4g/8a). Became the first Islander since Roman Hamrlik in 2000-01 to have a six-game assist streak...Shifted from center to left wing midway through the season to play on the team's top offensive unit with John Tavares and Kyle Okposo. **2008-09:** Scored 25 points (7g/18a) in 68 games during his rookie season with the Islanders, tying for ninth on the team in scoring...Missed the first 14 games of the season with a lower-body injury...Made his NHL debut on Nov. 11 vs. Philadelphia...Recorded his first NHL assist/point on Nov. 13 at Ottawa...Scored his first NHL goal on Jan. 2 at Phoenix (M. Tellqvist)...Scored his first NHL power-play goal on Feb. 5 at Florida...Recorded his first NHL multi-goal game (2g) on Mar. 21 at Ottawa...Recorded three two-assists games: Nov. 26 vs. Pittsburgh, Jan. 29 at Atlanta and Mar. 7 vs. New Jersey.

### NHL PLAYOFFS:

**2015:** Finished second on the team with five points (2g/3a) during the Islanders' First Round, seven-game series against Washington. **2013:** Made his Stanley Cup Playoffs debut in his fifth season with the Islanders, recording a team-high three assists in six games during the Eastern Conference Quarterfinals against Pittsburgh.

### JUNIOR:

**2007-08:** Finished third in the Ontario Hockey League in assists (67) and 10th in the league in points (96) during his third season of junior hockey and his second with the Windsor Spitfires...Ranked second among draft-eligible players in points...Served as an alternate captain for Windsor...Was selected to play in the 2008 OHL All-Star Classic...Tallied two goals at the 2008 Canadian Hockey League Top Prospects Game...Closed the season with a nine-game point streak...Added six points (1g/5a) in five OHL playoff games. **2006-07:** Split his second

### MILESTONES:

<b>1st NHL Game:</b>	11/11/08 vs. PHI
<b>1st NHL Assist/Point:</b>	11/13/08 at OTT
<b>1st NHL Goal:</b>	1/2/09 at PHX (Tellqvist)
<b>100th NHL Game:</b>	12/14/09 vs. FLA
<b>200th NHL Game:</b>	3/15/11 at NYR
<b>100th NHL Point:</b>	1/20/12 at PHI
<b>300th NHL Game:</b>	2/24/13 vs. CAR
<b>100th NHL Assist:</b>	3/7/14 at CAL
<b>400th NHL Game:</b>	4/2/14 at OTT
<b>200th NHL Point:</b>	2/3/15 vs. FLA

### SINGLE GAME HIGHS:

<b>Goals:</b>	2 (six times)	Last: 2/14/15 vs. CBJ
<b>Assists:</b>	3 (three times)	Last: 1/16/15 vs. PIT
<b>Points:</b>	5	3/29/12 vs. PIT
<b>PIM:</b>	15	2/11/11 vs. PIT
<b>+/-:</b>	+4	2/14/15 vs. CBJ
<b>TOI:</b>	24:34	4/8/14 vs. OTT

### BAILEY VERSUS NHL:

TEAM	GP	G	A	PTS	PIM
ANA	7	0	1	1	0
ARI	7	4	5	9	0
BOS	22	5	3	8	2
BUF	24	2	10	12	8
CGY	8	0	2	2	0
CAR	23	2	3	5	2
CHI	8	1	0	1	2
COL	7	2	4	6	2
CBJ	12	4	4	8	2
DAL	7	2	4	6	2
DET	9	1	4	5	0
EDM	8	2	3	5	4
FLA	23	4	6	10	8
LAK	9	0	1	1	2
MIN	9	2	1	3	0
MTL	24	3	8	11	10
NSH	6	1	1	2	0
NJD	32	8	9	17	26
NYI	-	-	-	-	-
NYR	32	1	6	7	14
OTT	22	5	5	10	6
PHI	34	5	8	13	8
PIT	33	9	17	26	25
SJS	7	1	1	2	0
STL	6	1	1	2	0
TBL	20	4	5	9	8
TOR	24	4	11	15	6
VAN	7	1	1	2	0
WSH	27	3	6	9	6
WPG	19	4	7	11	4

# 12 | JOSH BAILEY | FORWARD

## CAREER STATISTICS:

SEASON	CLUB	REGULAR SEASON										PLAYOFFS					
		LEA	GP	G	A	PTS	PIM	PP	SH	GW	+/-	GP	G	A	PTS	PIM	+/-
2004-05	Clarington	Minor-ON69		53	59	112	38	-	-	-	-	-	-	-	-	-	-
2005-06	Owen Sound	OHL	55	7	19	26	8	3	0	0	-2	11	0	0	0	-1	
2006-07	Owen Sound	OHL	27	11	15	26	8	1	3	2	-1	-	-	-	-	-	
	Windsor	OHL	42	11	24	35	16	3	1	0	-24	-	-	-	-	-	
2007-08	Windsor	OHL	67	29	67	96	32	9	0	3	+30	5	1	5	6	2	-5
2008-09	NY ISLANDERS	NHL	68	7	18	25	16	3	0	0	-14	-	-	-	-	-	
2009-10	NY ISLANDERS	NHL	73	16	19	35	18	3	1	2	+5	-	-	-	-	-	
2010-11	NY ISLANDERS	NHL	70	11	17	28	37	5	0	2	-13	-	-	-	-	-	
	Bridgeport	AHL	11	6	11	17	4	3	1	1	-13	-	-	-	-	-	
2011-12	NY ISLANDERS	NHL	80	13	19	32	32	1	3	1	-10	-	-	-	-	-	
2012-13	Bietgheim	German2 6	3	8	11	16	-	-	-	-	E	-	-	-	-	-	
	NY ISLANDERS	NHL	38	11	8	19	6	0	0	1	+7	6	0	3	3	0	-1
2013-14	NY ISLANDERS	NHL	77	8	30	38	26	2	0	1	-8	-	-	-	-	-	
2014-15	NY ISLANDERS	NHL	70	15	26	41	12	2	0	1	+3	7	2	3	5	0	+1
	<b>NY ISLANDERS TOTALS</b>		<b>476</b>	<b>81</b>	<b>137</b>	<b>218</b>	<b>147</b>	<b>16</b>	<b>4</b>	<b>8</b>	<b>-30</b>	<b>13</b>	<b>2</b>	<b>6</b>	<b>8</b>	<b>0</b>	<b>E</b>
	<b>NHL TOTALS</b>		<b>476</b>	<b>81</b>	<b>137</b>	<b>218</b>	<b>147</b>	<b>16</b>	<b>4</b>	<b>8</b>	<b>-30</b>	<b>13</b>	<b>2</b>	<b>6</b>	<b>8</b>	<b>0</b>	<b>E</b>

MANAGEMENT

12 JOSH BAILEY

IN THE SYSTEM

NHL ENTRY DRAFT

SOUND TIGERS

YEAR IN REVIEW



## 16 | STEVE BERNIER | FORWARD

**SHOOTS:** RIGHT **HEIGHT:** 6-3 **WEIGHT:** 220 **BIRTHDAY:** 5.31.1985 **BIRTHPLACE:** QUEBEC CITY, QC

### ISLANDERS TRANSACTIONS:

Signed a professional tryout agreement with the Islanders on September 9, 2015. Agreed to a one-year deal on September 17, 2015.

### CAREER TRANSACTIONS:

Drafted by the San Jose Sharks in the first round (16th overall) of the 2003 National Hockey League Draft. Agreed to an entry-level contract with San Jose on July 28, 2005. Traded with a first-round pick in the 2008 draft from San Jose to Buffalo in exchange for Brian Campbell and a seventh-round pick in 2008 on February 26, 2008. Traded from Buffalo to Vancouver in exchange for a third-round pick in the 2009 draft and a second-round pick in the 2010 draft on July 4, 2008. Signed a one-year offer sheet with the St. Louis Blues, which was matched by Vancouver on July 8, 2008. Agreed to a two-year contract extension with Vancouver on May 14, 2009. Traded with Michael Grabner and a first-round pick in the 2010 draft from Vancouver to Florida in exchange for Keith Ballard and Victor Oreskovich. Agreed to an AHL contract with Albany on October 27, 2012 after attending Devils training camp on a tryout basis. Agreed to a one-year deal with the New Jersey Devils on January 30, 2012. Agreed to a two year deal with New Jersey on June 29, 2012. Agreed to a one-year deal with New Jersey on July 1, 2014.

### LAST SEASON:

Matched a career-high with 32 points (16g/16a) in 67 games during his fourth season with the New Jersey Devils and his 10th NHL campaign...His 16 goals were a career best...Placed third on the team in goals (16) and plus-minus rating (+2), finished fourth in power-play goals (four) and fifth in points...Registered his 200th NHL point on Dec. 13 at Dallas...Missed two games Jan. 2-3 with a hip injury...Scored his 100th NHL goal on Jan. 14 at Los Angeles...Played his 600th NHL game on Mar. 23 vs. Los Angeles...Had five points (1g/4a) in nine games with the Albany Devils (American Hockey League).

### CAREER:

**2013-14:** Saw action in 78 games during his third season with New Jersey, marking his highest games played total 2008-09...Made 69 straight appearances from Oct. 3 season opener at Pittsburgh through Mar. 18 vs. Boston to...Posted 12 points (3g/9a); nine assists were his most since 2010-11...Posted 100th career assist Dec. 13 at Pittsburgh...Played in his 500th career NHL game Dec. 20 vs. Anaheim...Registered a team season-high (tie) 12 penalty minutes on Jan. 28 at St. Louis; total included one minor and one ten-minute misconduct. **2012-13:** Appeared in 47-of-48 games with New Jersey during the work-stoppage shortened season...Finished with 15 points (8g/7a)...Was unsuccessful on his first career penalty shot attempt on Feb. 23 at Washington (vs. B. Holby). **2011-12:** Split his seventh professional campaign between Albany (17 games) and New Jersey (32)...NHL totals included six points (1g/5a) with a career-high plus-six rating...Appeared in his 400th NHL game on Mar. 1 at Boston...Played in a season-high 20 straight games through Mar. 10 after making his New Jersey debut Jan. 31 vs. NY Rangers...Recalled from Albany and signed two-way contract Jan. 30...Missed 18 AHL contests from Dec. 9 - Jan. 21 with broken thumb suffered Dec. 4 vs. Rochester. ...Re-signed with club June 29, 2012. **2010-11:** Played 68 games during his lone season in Florida and first of five seasons under coach Peter DeBoer...recorded 15 points (5g/10a)...Notched his first career shootout goal in his only attempt of the season on Feb. 25 at Atlanta...Missed eight games from Nov. 13-27 with fractured orbital bone and two games due to a shoulder injury. **2009-10:** Played in 59 games during his second and final season with the Vancouver Canucks...Recorded 22 points (11g/11a)...Had a season-high four-game point streak from Oct. 5-16 (1g-3a-4pts)...Played in his 300th NHL game on Jan. 7 vs. Phoenix...Missed 23 games due to injury/illness, including 21 games with groin injury and two with the flu. **2008-09:** Played a career-high 81 games during first season with Vancouver...Established career highs in assists (17), game-winning goals (4) and shots (137)...Recorded four multiple-point games, including a three-point second period on Jan. 7 at Edmonton (goals 0:12 apart). **2007-08:** Split his third NHL campaign between the San Jose Sharks and Buffalo Sabres due to a mid-season trade on Feb. 26...Set a career high with 16 goals and 32pts (since tied)...Recorded six multiple-point outings, including two career-high (tie) three-point games...Recorded points in six-of-seven games from Dec. 28-Jan. 12 (3g/5a)...Missed two games from Mar. 8-10 due to a groin injury. **2006-07:** Began his second professional season on San Jose's NHL roster...Saw action in all 39 games through Jan. 2 before being assigned to the Worcester Sharks (AHL)...Recorded seven points (3g/4a) in 10 AHL games until Feb. 20 recall...Closed out regular-season schedule by playing in all 23 NHL games...Totaled 31 points (15g/16a), including six multi-point efforts and a season-high five-game point streak from Nov. 9-18 (3g-4a). **2005-06:** Split his rookie season between San Jose and the Cleveland Barons (AHL)...Appeared in 39 NHL games, including 34 straight to finish the regular-season schedule...Posted five multiple-point games, including a season-high three points (2g/1a) on Mar. 9 vs. Edmonton...Recorded a season-high five-game point streak from Mar. 26 - Apr. 3 (3g/3a).

### NHL PLAYOFFS:

**2012:** Appeared in a career-high 24 post-season games as New Jersey advanced to the Stanley Cup Finals...Scored a Stanley Cup Playoffs career-high seven points, while matching his career best with five assists. **2010:** Scored five points (4g/1a) in 12 post-season games with Vancouver as the Canucks advanced to the Western Conference Semi-Finals. **2009:** Scored four points (2g/2a) in ten post-season contests with Vancouver; both goals were game winners. **2006:** Made his Stanley Cup Playoffs debut with San Jose, appearing in 11 games as the Sharks advanced to the Western Conference Semifinals...Recorded his first career NHL playoff point with game-winning goal on Apr. 25 vs. Nashville.

### INTERNATIONAL:

Won Gold with Team Canada at the 2003 under-18 World Championships...Also represented Canada-Quebec at the World Under-17 Hockey Challenge in 2001 and 2002.

### JUNIOR:

Played four seasons of junior hockey with the Moncton Wildcats of the Quebec Major Junior Hockey League...

In 2004-05, led the Wildcats with 35 goals, 36 assists and 71 points; finished first on the club in the playoffs with six goals, 13 assists and 19 points...Named to the 2003-04 QMJHL Second All-Star Team, leading his club with 36 goals tying for first in playoff scoring with 17 points (7g/10a) en-route to the QMJHL Finals...Named to CHL Second All-Star Team and QMJHL Second All-Star Team in 2002-03, while finishing first on Moncton with 101 points (49g/52a). Named to 2001-02 QMJHL All-Rookie Team after lead his club with 31 goals.

### MILESTONES:

<b>1st NHL Game:</b>	11/4/05 at ANA
<b>1st NHL Goal/Point:</b>	11/12/05 vs. DAL (Turco)
<b>1st NHL Assist:</b>	2/2/06 vs. MIN
<b>100th NHL Game:</b>	4/5/07 vs. CGY
<b>200th NHL Game:</b>	11/29/08 at CGY
<b>100th NHL Point:</b>	12/4/08 at DET
<b>300th NHL Game:</b>	1/7/10 vs. PHX
<b>400th NHL Game:</b>	3/1/12 at BOS
<b>100th NHL Assist:</b>	12/13/13 at PIT
<b>500th NHL Game:</b>	12/20/13 vs. ANA
<b>200th NHL Point:</b>	12/13/14 at DAL
<b>100th NHL Goal:</b>	3/20/15 at BUF
<b>600th NHL Game:</b>	3/23/15 vs. LAK

### SINGLE GAME HIGHS:

<b>Goals:</b>	2 (15 times)	Last: 4/9/15 at TBL
<b>Assists:</b>	3	3/8/15 vs. PHI
<b>Points:</b>	3 (six times)	Last: 3/8/15 vs. PHI
<b>PIM:</b>	20	11/12/07 at SJS
<b>+/-:</b>	+3	2/27/08 vs. NSH
<b>TOI:</b>	20:10	10/5/06 vs. STL

### BERNIER VERSUS NHL:

TEAM	GP	G	A	PTS	PIM
ANA	28	10	4	14	4
ARI	26	4	5	9	44
BOS	14	0	2	2	0
BUF	17	6	1	7	6
CGY	25	3	5	8	13
CAR	22	2	5	7	6
CHI	22	4	5	9	18
COL	27	7	4	11	8
CBJ	22	4	8	12	15
DAL	27	4	8	12	20
DET	23	3	3	6	4
EDM	23	6	11	17	2
FLA	12	4	2	6	17
LAK	26	6	6	12	12
MIN	22	6	4	10	6
MTL	21	2	2	4	2
NSH	20	6	9	15	25
NJD	8	1	2	3	4
NYI	23	4	3	7	14
NYR	22	2	2	4	2
OTT	19	1	3	4	2
PHI	20	1	11	12	9
PIT	21	1	3	4	16
SJS	10	1	2	3	16
STL	20	5	6	11	22
TBL	18	3	2	5	4
TOR	21	3	2	5	6
VAN	16	2	2	4	2
WSH	20	2	0	2	4
WPG	14	1	2	3	2

# 16 | STEVE BERNIER | FORWARD

## CAREER STATISTICS:

SEASON	REGULAR SEASON											PLAYOFFS					
	CLUB	LEA	GP	G	A	PTS	PIM	PP	SH	GW	+/-	GP	G	A	PTS	PIM	+/-
1998-99	Quebec AA	QAHA	28	33	23	56	24	-	-	-	-	-	-	-	-	-	-
1999-00	Quebec AA	QAHA	26	12	13	35	42	-	-	-	-	-	-	-	-	-	-
2000-01	STE-Foy	QAAA	29	17	35	52	48	-	-	-	-	16	9	17	26	8	-
	Quebec	WHC-17	6	3	3	6	6	-	-	-	-	-	-	-	-	-	-
2001-02	Moncton	QMJHL	66	31	28	59	51	-	-	-	-	-	-	-	-	-	-
2002-03	Moncton	QMJHL	71	49	52	101	90	-	-	-	+33	2	1	0	1	2	-
	Canada	WJC-18	7	4	4	8	12	-	-	-	-	-	-	-	-	-	-
2003-04	Moncton	QMJHL	66	36	46	82	80	9	3	-	+39	20	7	10	17	17	-
2004-05	Moncton	QMJHL	68	35	36	71	114	12	1	-	+18	12	6	13	19	22	-
2005-06	SAN JOSE	NHL	39	14	13	27	35	2	1	1	+4	11	1	5	6	8	+4
	Cleveland	AHL	49	20	23	43	33	11	0	6	-2	-	-	-	-	-	-
2006-07	SAN JOSE	NHL	62	15	16	31	29	6	0	4	+5	11	0	1	1	2	+2
	Worcester	AHL	10	3	4	7	2	0	0	1	+4	-	-	-	-	-	-
2007-08	SAN JOSE	NHL	59	13	10	23	62	4	0	0	-2	-	-	-	-	-	-
	BUFFALO	NHL	17	3	6	9	2	0	0	0	+1	-	-	-	-	-	-
2008-09	VANCOUVER	NHL	81	15	17	32	27	2	0	4	+4	10	2	2	4	7	-1
2009-10	VANCOUVER	NHL	59	11	11	22	21	3	0	0	E	12	4	1	5	0	-1
2010-11	FLORIDA	NHL	68	5	10	15	21	3	0	0	-14	-	-	-	-	-	-
2011-12	NEW JERSEY	NHL	32	1	5	6	16	0	0	0	+6	24	2	5	7	27	+3
	Albany	AHL	17	3	3	6	8	0	2	0	-3	-	-	-	-	-	-
2012-13	NEW JERSEY	NHL	47	8	7	15	17	2	0	1	-7	-	-	-	-	-	-
2013-14	NEW JERSEY	NHL	78	3	9	12	33	0	0	1	-15	-	-	-	-	-	-
2014-15	NEW JERSEY	NHL	67	16	16	32	28	4	0	2	+2	-	-	-	-	-	-
	Albany	AHL	9	1	4	5	17	0	0	0	-1	-	-	-	-	-	-
<b>NHL TOTALS</b>			<b>609</b>	<b>104</b>	<b>120</b>	<b>224</b>	<b>291</b>	<b>26</b>	<b>1</b>	<b>13</b>	<b>-16</b>	<b>68</b>	<b>9</b>	<b>14</b>	<b>23</b>	<b>44</b>	<b>+7</b>

MANAGEMENT

16 STEVE BERNIER

IN THE SYSTEM

NHL ENTRY DRAFT

SOUND TIGERS

YEAR IN REVIEW



## 55 | JOHNNY BOYCHUK | DEFENSEMAN

SHOOTS: RIGHT HEIGHT: 6-2 WEIGHT: 227 BIRTHDAY: 1.19.1984 BIRTHPLACE: EDMONTON, AB

### ISLANDERS TRANSACTIONS:

Acquired from the Boston Bruins on October 4, 2014 in exchange for second-round draft picks in 2015 and 2016, and a conditional third-round draft pick in 2015. Agreed to a seven-year contract on March 12, 2015.

### CAREER TRANSACTIONS:

Selected by Colorado in the third round (61st overall) of the 2002 National Hockey League Draft. Agreed to a one-year deal with Colorado on June 13, 2007. Traded to Boston in exchange for Matt Hendricks on June 24, 2008. Agreed to a one-year deal with Boston on July 1, 2009. Agreed to a four-year deal with Boston on June 24, 2010.

### LAST SEASON:

Established career highs in goals (9), assists (26), points (35) and power-play goals (5) in 72 games during his first season with the Islanders...Finished second on the team in average time on ice (21:40)...Led the Islanders and placed 20th in the NHL with 149 blocked shots...Ranked second amongst Islander defensemen in points, goals and plus-minus rating (+15)...Tied for fourth on the Islanders with 15 power-play points (5g/10a)...Had a career-high, three-point game in his Islanders debut on Oct. 10 at Carolina...Opened the season with a three-game point streak (2g/4a) from Oct. 10-14...Suffered a lower-body injury on Nov. 6 at Los Angeles and missed one game...Suffered an upper-body injury on Nov. 26 vs. Washington and missed nine games...Scored his first career OT goal on Dec. 29 vs. Washington...Had two assists and matched his career high with a plus-4 rating on Jan. 19 vs. Philadelphia...Recorded his 100th career point (assist) on Jan. 29 vs. Boston...Agreed to a seven-year deal on Mar. 12.

### CAREER:

**2013-14:** Scored 23 points (5g/18a) in 75 games during his fifth full NHL season and his final year with the Boston Bruins...Tied for second among NHL defensemen in plus-minus rating (+31) and tied for the seventh-best mark in the league...Had one multiple-point game, a two-point (1g/1a) effort on Mar. 8 at Tampa Bay...Played his 300th NHL game on Feb. 26 at Buffalo...Missed six games to injuries and did not dress for one game (returned home for birth of twin daughters). **2012-13:** Scored six points (1g/5a) in 46-games during the work-stoppage-shortened season...Played 15 games with Salzburg in Austria (2g/6a)...With Boston, missed three games to injury...His lone goal of the season on his 29th birthday, Jan. 19 vs. the NY Rangers...Played his 200th game as a Bruin on Jan. 21 vs. Winnipeg...Took his first NHL penalty shot on Apr. 10 at New Jersey (unsuccessful vs. Martin Brodeur). **2011-12:** Played a career-high 77 games during his third full NHL season with Boston...Finished eighth in the NHL and third among defensemen in plus-minus rating with a plus-27 mark...Established a career high in penalty minutes (53)...Matched his single-game high in penalty minutes with 17 on Dec. 17 at Philadelphia...Had points in consecutive games on three occasions, including goals in back-to-back contests (Mar. 8-10) for the first time in his career...Played his 200th NHL game on Mar. 31 at NY Islanders...Missed five games due to illness/injury. **2010-11:** Scored 16 points (3g/13a) in 69 games with Boston during his sophomore campaign...Recorded his third career multiple-point game (1g/1a) on Mar. 24 vs. Montreal...Had a career-best three-game assist and point streak from Oct. 16-21 (0g/3a)...Played his 100th NHL game on Feb. 9 vs. Montreal...Missed ten games to injury and did not dress in three other games. **2009-10:** Scored 15 points (5g/10a) in 51 games during his rookie season with Boston and his sixth professional campaign...Had two multi-point games, both career-highs for assists and points, with two assists each on Jan. 5 vs. Ottawa and Jan. 16 in Los Angeles...Had points in consecutive games on four occasions...Scored his first NHL goal and point on Dec. 5 vs. Toronto and his first NHL assist on Dec. 10 vs. Toronto...Had a two-game conditioning stint with the Providence Bruins (AHL) from Dec. 2-5...Played a career-high 28:49 TOI on Apr. 8 vs. Buffalo...Missed five games to injury and did not dress for 24 other games. **2008-09:** Won the AHL's Eddie Shore Award for outstanding defenseman, as voted by coaches, players and media members...Led Providence (AHL) in scoring with 66 points (20g/46a) in 78 games during his first season in the Bruins organization and his fifth professional season...Named a First Team AHL All-Star...Set a Providence club record for points by a defenseman while leading all AHL defensemen in scoring...Named team MVP and Best Defenseman...Was voted into the starting lineup for the Canadian team at the 2009 AHL All-Star Classic...Played one NHL game with Boston... Added 8 points (3g/5a) in 16 AHL post-season games. **2007-08:** Spent the majority of his fourth professional season with the Lake Erie Monsters (AHL), scoring 26 points (8g/18a) in 60 games...Finished second among team defensemen in scoring and led all club blueliners in power play points with 17...Recalled twice to Colorado, playing four scoreless games...Made his NHL debut on Jan. 5 vs. the Islanders. **2006-07:** Scored 28 points (10g/18a) in 28 games with the Albany River Rats (AHL)...Recorded 125 penalty minutes, the most in any season during his professional and amateur career...Was the only player on the team to play in all 80 games...Added two points (1g/1a) in five Calder Cup Playoff games. **2005-06:** Led the Lowell Lock Monsters (AHL) in games played with 74 during his second professional campaign...Scored 32 points (6g/26a) with 73 penalty minutes. **2004-05:** Played his first professional season with the Hershey Bears (AHL), scoring 15 points (3g/12a) and 69 PIM in 80 games...Led team defensemen in games played.

### NHL PLAYOFFS:

**2015:** Competed in the Stanley Cup Playoffs for the sixth consecutive year, posting two assists in seven games during the Islanders First Round series against Washington. **2014:** Helped Boston advance to the Conference Semifinals before losing in seven games to Montreal. Scored two points (1g/1a) in 12 playoff games with a plus-3 rating. **2013:** Helped Boston reach the Stanley Cup Final for the second time in three years, losing in six games to Chicago. Scored seven points, including a playoff career-high six goals, in 22 games. Played a career-high 41:37 on June 12 in a triple-overtime game in Chicago. **2012:** Scored three points (1g/2a) as Boston fell in the Eastern Conference Quarterfinals to Washington in seven games...Posted his first career multiple-point postseason game (1g/1a) on Apr. 21 vs. Washington. **2011:** Won the Stanley Cup with Boston, defeating Vancouver in seven games...Established playoff career highs in points (9), assists (6) and games (25)...Had a three-game playoff point streak from May 4-14 (2g/1a). **2010:** Made his Stanley Cup Playoffs debut, scoring six points (2g/4a) in 13 games as the Bruins advanced to the Conference Semifinals, falling in seven games to Philadelphia. Played his first NHL playoff game Apr. 15 in Buffalo...Recorded his first NHL playoff point with an assist Apr. 17 at Buffalo...Scored his first career NHL

### MILESTONES:

<b>1st NHL Game:</b>	1/5/08 vs. NYI
<b>1st NHL Goal/Point:</b>	12/5/09 vs. TOR
<b>1st NHL Assist:</b>	12/10/09 vs. TOR
<b>100th NHL Game:</b>	2/9/11 vs. MTL
<b>200th NHL Game:</b>	3/31/12 at NYI
<b>300th NHL Game:</b>	2/26/14 at BUF

### SINGLE GAME HIGHS:

<b>Goals:</b>	1 (28 times)	Last: 4/7/15 at PHI
<b>Assists:</b>	2 (eight times)	Last: 3/5/15 at NSH
<b>Points:</b>	3	10/10/14 at CAR
<b>PIM:</b>	17 (twice)	Last: 12/17/11 at PHI
<b>+/-:</b>	+4 (twice)	Last: 1/19/15 vs. PHI
<b>TOI:</b>	28:49	4/8/10 vs. BUF

### BOYCHUK VERSUS NHL:

TEAM	GP	G	A	PTS	PIM
ANA	7	0	0	0	2
ARI	7	1	1	2	7
BOS	3	0	1	1	0
BUF	26	1	4	5	13
CGY	7	0	1	1	17
CAR	21	4	9	13	10
CHI	8	2	4	6	5
COL	6	0	2	2	4
CBJ	11	0	3	3	4
DAL	7	0	0	0	6
DET	11	1	2	3	2
EDM	6	2	1	3	0
FLA	21	0	1	1	7
LAK	10	1	3	4	8
MIN	4	0	0	0	2
MTL	23	1	3	4	32
NSH	6	2	4	6	0
NJD	15	0	3	3	12
NYI	16	0	2	2	4
NYR	21	3	7	10	4
OTT	21	1	7	8	14
PHI	20	2	2	4	35
PIT	18	0	2	2	4
SJS	7	0	1	1	0
STL	3	0	2	2	4
TBL	21	2	4	6	6
TOR	23	3	3	6	8
VAN	7	0	2	2	0
WSH	19	2	4	6	0
WPG	18	0	4	4	2

playoff goal Apr. 23 in Buffalo.

**INTERNATIONAL:**

Played for Team Canada at the 2002 Under-18 World Junior Championships, scoring one goal in five games.

**JUNIOR:**

Played four seasons of Canadian Junior Hockey in the Western Hockey League with the Calgary Hitmen and Moose Jaw Warriors...Totaled 133 points (38g/95a) with 307 PIM in 265 career junior games... Named Calgary's Rookie of the Year in 2000-01...Led Moose Jaw in playoff scoring in 2003-04 and was named team playoff MVP... Won the Hardest Shot competition at the NHL's 2002 Top Prospects Skills Evaluation with a 96 mph blast.

**CAREER STATISTICS:**

SEASON	REGULAR SEASON											PLAYOFFS					
	CLUB	LEA	GP	G	A	PTS	PIM	PP	SH	GW	+/-	GP	G	A	PTS	PIM	+/-
1998-98	MLAC Bantam AAA	AMBHL	36	8	20	28	59	-	-	-	-	-	-	-	-	-	-
1999-00	MLAC Midget AAA	AMHL	35	6	17	23	59	-	-	-	-	-	-	-	-	-	-
2000-01	Calgary	WHL	66	4	8	12	61	1	0	-	+18	12	1	1	2	17	+2
2001-02	Calgary	WHL	70	8	32	40	85	1	0	-	+12	7	1	1	2	6	-2
	Canada U18	WJC-18	5	1	0	1	8	0	0	-	+9	-	-	-	-	-	-
2002-03	Calgary	WHL	40	8	18	26	58	2	1	-	+5	-	-	-	-	-	-
	Moose Jaw	WHL	27	5	17	22	32	2	0	-	+20	13	2	6	8	29	1
2003-04	Moose Jaw	WHL	62	13	20	33	71	8	0	-	+9	10	1	9	10	9	+8
2004-05	Hershey	AHL	80	3	12	15	69	-	-	-	+13	-	-	-	-	-	-
2005-06	Lowell	AHL	74	6	26	32	73	4	0	-	-18	-	-	-	-	-	-
2006-07	Albany	AHL	80	10	18	28	125	4	0	-	-8	5	1	1	2	4	+2
2007-08	Colorado	NHL	4	0	0	0	0	0	0	0	+1	-	-	-	-	-	-
	Lake Erie	AHL	60	8	18	26	63	7	0	-	-6	-	-	-	-	-	-
2008-09	BOSTON	NHL	1	0	0	0	0	0	0	0	E	-	-	-	-	-	-
	Providence	AHL	78	20	46	66	61	10	1	-	+19	16	3	5	8	19	-5
2009-10	BOSTON	NHL	51	5	10	15	43	0	0	0	+10	13	2	4	6	6	E
	Providence	AHL	2	1	0	1	0	1	0	-	E	-	-	-	-	-	-
2010-11	BOSTON	NHL	69	3	13	16	45	1	0	1	+15	25	3	6	9	12	+12
2011-12	BOSTON	NHL	77	5	10	15	53	0	0	2	+27	7	1	2	3	4	+1
2012-13	EC Salzburg	Austria	15	2	6	8	2	-	-	-	+11	-	-	-	-	-	-
	BOSTON	NHL	44	1	5	6	12	0	0	0	+5	22	6	1	7	10	+4
2013-14	BOSTON	NHL	75	5	18	23	45	0	0	1	+31	12	1	1	2	2	+3
2014-15	NY ISLANDERS	NHL	72	9	26	35	14	5	0	1	+15	7	0	2	2	2	-1
	<b>NY ISLANDERS TOTALS</b>		<b>72</b>	<b>9</b>	<b>26</b>	<b>35</b>	<b>14</b>	<b>5</b>	<b>0</b>	<b>1</b>	<b>+15</b>	<b>7</b>	<b>0</b>	<b>2</b>	<b>2</b>	<b>2</b>	<b>-1</b>
	<b>NHL TOTALS</b>		<b>393</b>	<b>28</b>	<b>82</b>	<b>110</b>	<b>212</b>	<b>6</b>	<b>0</b>	<b>5</b>	<b>+104</b>	<b>7</b>	<b>0</b>	<b>2</b>	<b>2</b>	<b>2</b>	<b>-1</b>

MANAGEMENT

55 JOHNNY BOYCHUK

IN THE SYSTEM

NHL ENTRY DRAFT

SOUND TIGERS

YEAR IN REVIEW



## 53 | CASEY CIZIKAS | CENTER

**SHOOTS:** LEFT **HEIGHT:** 5-11 **WEIGHT:** 201 **BIRTHDAY:** 2.27.1991 **BIRTHPLACE:** TORONTO, ON

### ISLANDERS TRANSACTIONS:

Selected by the Islanders in the fourth round (92nd overall) of the 2009 National Hockey League Draft. Agreed to a three-year, entry-level contract on May 31, 2011. Agreed to a two-year deal on July 15, 2014.

### LAST SEASON:

Established career highs in goals (9) and points (18) during his third full season with the Islanders and fourth professional campaign...The Islanders were 8-1-0 when he scored a goal and 14-2-1 when he had a point...Scored a career-best two shorthanded goals...Missed 11 games due to injuries...Had a two-point game (1g/1a), including his first career shorthanded goal, on Nov. 29 vs. New Jersey...Had a three-game point streak (1g/3a) from Nov. 26-29...Suffered an upper-body injury on Dec. 6 and missed three games...Suffered a lower-body injury on Feb. 16 and missed eight games...Played his 200th NHL game on Mar. 17 at Chicago.

### CAREER:

**2013-14:** Scored 16 points (6g/10a) in 80 games during his second full season with the Islanders...Established career highs in games, assists, penalty minutes (30) and power-play goals (1)...Recorded a team-high two shorthanded assists...Had a career-high, three-game goal streak (3g) from Nov. 14-19...Had a career-high, five-game point streak (3g/2a) from Nov. 14-23...Suffered a broken jaw on Dec. 12 at Phoenix and missed two games...Appeared in his 100th NHL game on Jan. 2 vs. Chicago...Recorded a multi-point game (2a) on Jan. 6 vs. Dallas...Recorded a career-high 20:11 time on ice on Apr. 11 at New Jersey. **2012-13:** Scored 15 points (6g/9a) in 45 games as a rookie with the Islanders...Finished with an even rating. Was one of seven Islanders to finish with an even or better rating...Scored his first NHL goal Jan. 29 at Pittsburgh (Fleury)...Named First Star of the Game after scoring the game winner on Mar. 16 at Florida...Played with the Bridgeport Sound Tigers (American Hockey League) during the NHL lockout, scoring 21 points (10g/11a) in 31 games before making the Islanders out of Training Camp. **2011-12:** Finished second on the Bridgeport Sound Tigers in scoring with 45 points (15 goals, 30 assists) in 52 games as a rookie...Led the team with a plus-26 rating, which ranks second all-time behind Trent Hunter's single-season record (+27, 2001-02)...Made his NHL debut with the Islanders, recording four assists in 15 games...With Bridgeport, recorded his first professional assist in a three-point game (3a) on Oct. 9 at Albany...Scored his first two professional goals, including the game-winning goal with 18.7 seconds left in the third period, on Oct. 29 vs. Providence...Earned AHL Player of the Month honors in January, recording 18 points (8g/10a) and a plus-14 rating in 11 games as the Sound Tigers went 10-0-1...Recorded three consecutive three-point games (4g/5a) to close out January, earning AHL Player of the Week honors for the period ending Jan. 29...Posted an eight-game point streak from Jan. 15 - Feb. 11, totaling 17 points (6g/11a)...Also had a five-game goal scoring streak from Jan. 15-28...Served as the Sound Tigers representative at the 2012 AHL All-Star Classic in Atlantic City...Earned his first NHL call-up on Feb. 23. At the time of his recall, was leading the Sound Tigers in points (45), assists (29) and plus-minus (+25)...Made his NHL debut on Feb. 24 vs. NY Rangers...Scored his first career NHL points with two assists on Mar. 1 at Philadelphia...Was out of the lineup with the flu on Mar. 10 vs. New Jersey...Left the game with an upper-body injury on Mar. 29 vs. Pittsburgh and missed the final five games of the season...Returned to Bridgeport for the playoffs and went scoreless in three games.

### NHL PLAYOFFS:

**2015:** Scored one goal in the Islanders' First Round, seven-game series against Washington. **2013:** Made his Stanley Cup Playoffs debut, scoring four points (2g/2a) in six games during the Islanders' Eastern Conference Quarterfinals against Pittsburgh...In Game 4 on May 7, became the youngest player (22 years, 2 months) with at least one goal, at least two assists and at least a plus-4 rating in a playoff game since Patrice Brisebois on Apr. 27, 1992.

### INTERNATIONAL:

Helped Canada win the silver medal at the 2011 World Junior Championships in Buffalo, NY, scoring two goals and one assist in seven games.

### JUNIOR:

**2010-11:** Established junior career highs in goals (29), points (64) and plus-minus rating (+43) in his fourth Ontario Hockey League season with the Mississauga St. Michael's Majors...Served as team captain...Led the team with 11 power-play goals, finished second with three short-handed goals and ranked third in goals, assists (35) and points...Added a career-high 19 points (5g/14a) with a plus-11 rating in 16 OHL playoff games, as Mississauga fell in Game 7 of the OHL Finals to the Owen Sound Attack...Led the team in post-season assists and tied for second in points...Recorded 17 multi-point games, including a season-high, five-point night (3g/2a) on Jan. 8 at Sudbury...Finished his junior career with 203 points (88g/115a) and a plus-70 rating in 238 regular-season games, and 45 points (18g/27a) with a plus-9 rating in 47 playoff games. **2009-10:** Completed his third OHL season with Mississauga and established career highs in goals (25), assists (37) and points (62)...Led the team in assists and co-led Mississauga in points...Posted a team-high plus-32 rating...Netted nine power-play goals and one short-handed tally...Added a team-high 14 points (7g/7a) in 16 OHL playoff games. **2008-09:** Scored 36 points (16g/20a) in 55 games during his second OHL season with Mississauga...Ranked sixth on the team in scoring...Tied for fourth on the team in playoff scoring with nine points (5g/4a) in 11 games. **2007-08:** Finished 10th among OHL rookies with 41 points (18g/23a) in 62 games for Mississauga...Ranked fourth on the team in scoring...Notched a plus-12 rating...Co-led the team in playoff scoring with three points (1g/2a) in four postseason games. **2006-07:** Selected by Mississauga in the first round (third overall) of the 2007 OHL Draft...Played minor hockey for West Mall, the Mississauga Reps/IceDogs and the Toronto Avalanche...With the Mississauga IceDogs Minor Midget AAA, he scored 106 points in 77 games.

### MILESTONES:

**1st NHL Game:** 2/24/12 vs. NYR  
**1st NHL Assist/Point:** 3/1/12 at PHI  
**1st NHL Goal:** 1/29/13 vs. PIT (Fleury)  
**100th NHL Game:** 1/2/14 vs. CHI  
**200th NHL Game:** 3/17/15 at CHI

### SINGLE GAME HIGHS:

**Goals:** 1 (21 times) Last: 4/10/15 at PIT  
**Assists:** 2 (twice) Last: 1/6/14 vs. DAL  
**Points:** 2 (three times) Last: 11/29/14 vs. NJD  
**PIM:** 4 (four times) Last: 3/2/14 vs. FLA  
**+/-:** +2 (six times) Last: 2/10/15 vs. EDM  
**TOI:** 20:11 4/11/14 at NJD

### CIZIKAS VERSUS NHL:

TEAM	GP	G	A	PTS	PIM
ANA	3	1	0	1	0
ARI	3	0	0	0	0
BOS	10	1	0	1	2
BUF	9	0	4	4	0
CGY	3	0	0	0	0
CAR	9	0	0	0	0
CHI	3	1	0	1	0
COL	4	1	0	1	0
CBJ	8	0	2	2	4
DAL	3	0	2	2	6
DET	6	2	0	2	4
EDM	4	1	0	1	2
FLA	10	2	1	3	8
LAK	4	1	0	1	2
MIN	3	0	0	0	2
MTL	9	0	1	1	0
NSH	3	0	0	0	4
NJD	15	1	4	5	6
NYI	-	-	-	-	-
NYR	14	0	2	2	14
OTT	10	2	0	2	2
PHI	14	1	4	5	2
PIT	16	2	3	5	8
SJS	4	0	0	0	0
STL	3	0	1	1	2
TBL	9	1	0	1	2
TOR	10	3	3	6	2
VAN	3	0	0	0	0
WSH	12	1	4	5	2
WPG	6	0	1	1	0

# 53 | CASEY CIZIKAS | CENTER

## CAREER STATISTICS:

SEASON	REGULAR SEASON											PLAYOFFS					
	CLUB	LEA	GP	G	A	PTS	PIM	PP	SH	GW	+/-	GP	G	A	PTS	PIM	+/-
2007-08	Mississauga	OHL	62	18	23	41	41	5	2	5	+12	4	1	2	3	6	-1
2008-09	Mississauga	OHL	55	16	20	36	39	8	3	4	-15	11	5	4	9	11	+1
2009-10	Mississauga	OHL	68	25	37	62	77	9	1	4	+32	16	7	7	14	16	-2
2010-11	Mississauga	OHL	52	29	35	64	40	11	3	6	+43	5	2	1	3	2	+2
	Canada	WJC	7	2	1	3	6	0	0	1	+1	-	-	-	-	-	-
2011-12	Bridgeport	AHL	52	15	30	45	30	3	0	3	+26	3	0	0	0	20	-2
	NY ISLANDERS	NHL	15	0	4	4	6	0	0	0	+1	-	-	-	-	-	-
2012-13	Bridgeport	AHL	31	10	11	21	35	3	1	1	-15	-	-	-	-	-	-
	NY ISLANDERS	NHL	45	6	9	15	14	0	0	1	E	6	2	2	4	12	+1
2013-14	NY ISLANDERS	NHL	80	6	10	16	30	1	0	1	-12	-	-	-	-	-	-
2014-15	NY ISLANDERS	NHL	70	9	9	18	24	0	2	2	-2	7	1	0	1	0	+1
	<b>NY ISLANDERS TOTALS</b>		<b>210</b>	<b>21</b>	<b>32</b>	<b>53</b>	<b>74</b>	<b>1</b>	<b>2</b>	<b>4</b>	<b>-13</b>	<b>13</b>	<b>3</b>	<b>2</b>	<b>5</b>	<b>12</b>	<b>+2</b>
	<b>NHL TOTALS</b>		<b>210</b>	<b>21</b>	<b>32</b>	<b>53</b>	<b>74</b>	<b>1</b>	<b>2</b>	<b>4</b>	<b>-13</b>	<b>13</b>	<b>3</b>	<b>2</b>	<b>5</b>	<b>12</b>	<b>+2</b>

MANAGEMENT

53 CASEY CIZIKAS

IN THE SYSTEM

NHL ENTRY DRAFT

SOUND TIGERS

YEAR IN REVIEW





## 15 | CAL CLUTTERBUCK | RIGHT WING

SHOOTS: RIGHT HEIGHT: 5-11 WEIGHT: 218 BIRTHDAY: 11.18.1987 BIRTHPLACE: WELLAND, ON

### ISLANDERS TRANSACTIONS:

Acquired from the Minnesota Wild, along with a third-round pick (70th overall) in the 2013 National Hockey League Draft, in exchange for Nino Niederreiter on June 30, 2013. Agreed to a four-year contract on July 9, 2013.

### CAREER TRANSACTIONS:

Selected by Minnesota in the third round (72nd overall) of the 2006 NHL Draft. Signed an entry-level contract with Minnesota on May 27, 2007.

### LAST SEASON:

Scored 16 points (7g/9a) in 76 games during his second season with the Islanders and seventh full National Hockey League campaign...Posted a career-best plus-1 rating...Scored a career-high four game-winning goals, the third most on the team...His 60 penalty minutes placed third on the team...The Islanders went 7-0-0 in games he scored and 14-2-0 when he recorded a point...Missed six games throughout the season due to injuries...Suffered a lower-body injury on Nov. 14 at Florida and missed one game...Missed one game due to a lower-body injury on Dec. 6 at Ottawa...Missed a game due to an upper-body injury on Jan. 9 at New Jersey...Suffered an upper-body injury on Feb. 7 at Boston and missed two games...Suffered an undisclosed injury on Apr. 4 vs. Buffalo.

### CAREER:

**2013-14:** Scored 19 points (12g/7a) during his first season with the Islanders and his sixth full NHL campaign...Tied for sixth on the team in goals, finished 10th in points and ranked third in shots (172)...Led the Islanders and tied for fifth in the NHL with three shorthanded goals...Finished second on the team and fifth in the league with 270 hits...His three empty-net goals tied for fourth in the league...The Islanders were 8-2-2 when Clutterbuck scored...Earned three Third Star of the Game selections...Suffered a leg laceration on Sep. 17 at CGY (preseason) and was placed on injured reserve...Was removed from IR on Oct. 9 after missing three games and made his Islanders debut on Oct. 11 at Chicago...Missed three games with an upper-body injury from Nov. 7-10...Scored on a penalty shot on Dec. 20 at NY Rangers...Recorded an assist at Yankee Stadium on Jan. 29 vs. NY Rangers...Appeared in his 400th NHL game on Feb. 8 vs. Colorado...Had a three-game assist streak (3a) from Mar. 2-6...Recorded a team season-high nine hits on Apr. 6 at Columbus...Suffered an upper-body injury on Apr. 8 vs. Ottawa and missed the final three games of the season. **2012-13:** Scored 10 points (4g/6a) in 42 games with Minnesota during his fifth full NHL season...Led the team and ranked ninth in the league with 155 hits...Missed six games with a lower-body injury from Feb. 23 - Mar. 5...Recorded a season-high eight hits on Mar. 9 at Nashville in his first game back from injury...Had a season-high two assists on Mar. 25 at Dallas...Tied his season high with eight hits on Apr. 18 at San Jose. **2011-12:** Collected 27 points (15g/12a) and a team-leading 103 penalty minutes in 74 games with Minnesota...Tied for the NHL lead with four short-handed goals...Ranked third in the league with 288 hits...Finished fourth on the team in goals...Recorded four multi-point games...Missed one game with upper body injury (Nov. 8), four games with a lower-body injury (Dec. 2, 8, 10; Feb. 14) and three games with an undisclosed injury (Mar. 6-11)...Scored a short-handed game winner on Nov. 23 vs. Nashville...Racked up a season-high 10 hits on Dec. 6 at San Jose...Collected 15 penalty minutes on Feb. 9 vs. Vancouver...Appeared in his 300th career NHL game on Mar. 31 vs. Los Angeles...Recorded his 100th career point (1g) on Apr. 5 vs. Chicago. **2010-11:** Established career highs in goals (19), power-play goals (4), game-winning goals (3), assists (15) and points (34) during his third full season with Minnesota...Led the NHL for the third straight season in hits (336)...Finished second on the team with 19 goals and tied for second with 191 shots...Missed one game with a lower-body injury (Dec. 31), four games with an upper-body injury (Mar. 6-11) and one game due to illness (Apr. 7)...Picked up career-high 12 hits on Nov. 24 vs. Philadelphia...Recorded a career-high three-game goal streak (3g/1a) from Jan 4-8...Tallied goal, assist and career-high plus-3 rating in his 200th NHL game on Jan. 19 at Calgary... Scored two goals on Feb. 11 at St. Louis...Delivered his 1,000th career hit on Mar. 29 at St. Louis...Tied a career-high with 15 penalty minutes on Apr. 8 at Edmonton. **2009-10:** Recorded 13 goals, eight assists and 21 points in 74 games during his second season with Minnesota...Led the NHL with 318 hits...Led the team with two short-handed goals...Missed five games with an ankle injury (Oct. 14-23), two games with the flu (Dec. 5-7) and one game with a leg injury (Mar. 9)...Scored his first career short-handed goal on Nov. 7 vs. Dallas...Skated in 100th career NHL game on Nov. 28 at Colorado...Recorded his first career two-assist game on Dec. 28 at Los Angeles. **2008-09:** Led Minnesota rookies in scoring with 18 points (11g/7a) and tied for second on the team with 76 penalty minutes during his first full NHL season...Recorded 356 hits, then the second-highest total in NHL history...Tied a Minnesota rookie record, appearing in 78 games (James Sheppard, 2007-08)...Recalled from the Houston Aeros on Oct. 16 and made his season debut that night at Florida...Had appeared in two American Hockey League games prior to being recalled...Scored his first two NHL goals on Nov. 24 vs. Washington...Scored his first career game-winning goal on Jan. 15 vs. Edmonton. **2007-08:** Skated in 73 games with the Houston Aeros of the American Hockey League during his first professional campaign...Scored 24 points (11g/13a) with 97 penalty minutes...Ranked third on the team in penalty minutes...Scored a goal in his first professional game in the season opener on Oct. 6 vs. Chicago...Was recalled by Minnesota on Oct. 23 after playing only five professional games with Houston...Appeared in two NHL contests...Made his NHL debut on Oct. 28 at Colorado...Also skated with Minnesota on Oct. 30 vs. Pittsburgh...Did not register a point in five playoff games with Houston.

### NHL PLAYOFFS:

**2015:** Co-led the Islanders in goals (2g/1a) during a seven-game, First Round series against Washington...Scored the final goal ever at Nassau Coliseum, an empty netter in Game 6. **2013:** Made his Stanley Cup Playoffs debut, recording two points (1g/1a) in five games as Minnesota lost its Western Conference Quarterfinal series against Chicago.

### INTERNATIONAL:

Represented Canada at the 2011 World Championships (Slovakia) and the 2005 Under-18 World Junior Championships (Czech Republic)...Won silver in 2005...Was a member of Team Canada at the 2004 Under-18 Junior World Cup...Represented Canada-Ontario at the 2004 World Under-17 Hockey Challenge.

### MILESTONES:

<b>1st NHL Game:</b>	10/28/07 at COL
<b>1st NHL Goal:</b>	11/24/08 vs. WSH (Theodore)
<b>1st NHL Assist/Point:</b>	1/3/09 vs. DET
<b>100th NHL Game:</b>	11/28/09 at COL
<b>200th NHL Game:</b>	11/19/11 at CGY
<b>300th NHL Game:</b>	3/31/12 vs. LAK
<b>100th NHL Point:</b>	4/5/12 vs. CHI
<b>400th NHL Game:</b>	2/8/14 vs. COL

### SINGLE GAME HIGHS:

<b>Goals:</b>	2 (two times)	Last: 2/11/11 at STL
<b>Assists:</b>	2 (three times)	Last: 3/25/13 at DAL
<b>Points:</b>	2 (14 times)	Last: 3/25/13 at DAL
<b>PIM:</b>	15 (three times)	Last: 2/9/12 vs. VAN
<b>+/-:</b>	+3	1/19/11 at CGY
<b>TOI:</b>	20:26	11/25/11 vs. EDM

### CLUTTERBUCK VERSUS NHL:

TEAM	GP	G	A	PTS	PIM
ANA	20	1	4	5	6
ARI	18	1	1	2	21
BOS	10	2	3	5	8
BUF	7	1	0	1	6
CGY	29	7	3	10	20
CAR	13	3	2	5	2
CHI	22	5	3	8	12
COL	30	3	6	9	12
CBJ	25	6	1	7	20
DAL	22	2	6	8	18
DET	25	5	2	7	26
EDM	29	1	5	6	38
FLA	10	1	2	3	8
LAK	22	3	3	6	22
MIN	4	1	0	1	2
MTL	8	1	0	1	18
NSH	19	6	1	7	12
NJD	9	2	0	2	6
NYI	6	1	0	1	14
NYR	15	2	3	5	13
OTT	9	0	0	0	4
PHI	12	3	2	5	8
PIT	15	3	2	5	6
SJS	23	4	4	8	12
STL	22	3	1	4	25
TBL	11	3	3	6	14
TOR	10	2	0	2	21
VAN	30	4	4	8	48
WSH	12	5	1	6	6
WPG	8	0	2	2	10

# 15 | CAL CLUTTERBUCK | RIGHT WING

## JUNIOR:

**2006-07:** Established junior career highs in in points (89), assists (54) and penalty minutes (153) during his third season with the Oshawa Generals and fourth in the Ontario Hockey League... Matched his goal output from the previous season (35)...Tied for first on the team with six shorthanded goals and tied for second with 19 power-play goals...Ranked second on team in assists, plus/minus rating and penalty minutes. **2005-06:** Recorded 68 points (35g/33a) with 139 penalty minutes in 66 games with Oshawa...Led the team with 18 power-play goals, ranked second in goals and assists and third in scoring and penalty minutes...Added four points (2g/2a) in six playoff games. **2004-05:** Started his second OHL season with the Toronto St. Michael's Majors and notched 16 points (10g/6a) in 38 contests...Was traded to Oshawa, where he recorded 18 points (9g/9a) in 27 games. **2003-04:** Made his OHL debut with Toronto, recording 11 points (4g/7a) in 60 games... Added eight points (3g/5a) in 18 OHL Playoff games.

## CAREER STATISTICS:

SEASON	CLUB	REGULAR SEASON										PLAYOFFS						
		LEA	GP	G	A	PTS	PIM	PP	SH	GW	+/-	GP	G	A	PTS	PIM	+/-	
2003-04	Toronto	OHL	60	4	7	11	112	2	0	-	-4	18	3	5	8	20	+7	
	Canada-Ontario	WJC-17	6	3	0	3	4	0	0	1	-	-	-	-	-	-	-	
2004-05	Toronto	OHL	38	10	6	16	55	4	0	-	-4	-	-	-	-	-	-	
	Oshawa	OHL	27	9	9	18	42	3	0	0	-19	-	-	-	-	-	-	
	Canada	WJC-18	6	1	1	2	8	0	0	1	-1	-	-	-	-	-	-	
2005-06	Oshawa	OHL	66	35	33	68	139	18	3	-	-17	-	-	-	-	-	-	
2006-07	Oshawa	OHL	65	35	54	89	153	19	6	-	+11	9	8	5	13	21	-3	
2007-08	Houston	AHL	73	11	13	24	97	4	2	-	+1	5	0	0	0	14	-3	
	MINNESOTA	NHL	2	0	0	0	0	0	0	0	E	-	-	-	-	-	-	
2008-09	Houston	AHL	2	0	0	0	0	0	0	0	E	-	-	-	-	-	-	
	MINNESOTA	NHL	78	11	7	18	76	1	0	1	-5	-	-	-	-	-	-	
2009-10	MINNESOTA	NHL	74	13	8	21	52	1	2	1	-8	-	-	-	-	-	-	
2010-11	MINNESOTA	NHL	76	19	15	34	79	4	0	3	-5	-	-	-	-	-	-	
	Canada	WC	7	0	1	1	4	0	0	0	-2	-	-	-	-	-	-	
2011-12	MINNESOTA	NHL	74	15	12	27	103	3	4	2	-4	-	-	-	-	-	-	
2012-13	MINNESOTA	NHL	42	4	6	10	27	0	0	1	-5	5	1	1	2	4	E	
2013-14	NY ISLANDERS	NHL	73	12	7	19	50	0	3	1	-9	-	-	-	-	-	-	
2014-15	NY ISLANDERS	NHL	76	7	9	16	60	0	2	4	+1	7	2	1	3	2	+1	
	<b>NY ISLANDERS TOTALS</b>		<b>149</b>	<b>19</b>	<b>16</b>	<b>35</b>	<b>110</b>	<b>0</b>	<b>5</b>	<b>5</b>	<b>-8</b>	<b>7</b>	<b>2</b>	<b>1</b>	<b>3</b>	<b>2</b>	<b>+1</b>	
	<b>NHL TOTALS</b>		<b>495</b>	<b>81</b>	<b>64</b>	<b>145</b>	<b>447</b>	<b>9</b>	<b>11</b>	<b>13</b>	<b>-35</b>	<b>12</b>	<b>3</b>	<b>2</b>	<b>5</b>	<b>30</b>	<b>+1</b>	

MANAGEMENT

15 CAL CLUTTERBUCK

IN THE SYSTEM

NHL ENTRY DRAFT

SOUND TIGERS

YEAR IN REVIEW



## 44 | CALVIN DE HAAN | DEFENSEMAN

**SHOOTS:** LEFT **HEIGHT:** 6-1 **WEIGHT:** 197 **BIRTHDAY:** 5.9.1991 **BIRTHPLACE:** CARP, ON

### ISLANDERS TRANSACTIONS:

Selected by the Islanders in the first round (12th overall) of the 2009 National Hockey League Draft. Agreed to a three-year, entry-level contract on May 1, 2010. Agreed to a three-year deal on July 15, 2014.

### LAST SEASON:

Scored 12 points (1g/11a) with a plus-3 rating in a career-high 65 games during his second season with the Islanders...The club went 11-1-0 when he scored a point...Missed nine games due to injuries...Suffered an upper-body injury in the preseason on Sept. 23 and missed three games, making his season debut on Oct. 16 vs. San Jose...Missed a game due to illness on Nov. 24 vs. Washington... Scored his first career shorthanded goal on Dec. 29 vs. Washington...Had a three-game point streak (1g/2a) from Dec. 29 - Jan. 2... Recorded a career-best plus-3 rating on Jan. 27 vs. NY Rangers...Played his 100th NHL game on Feb. 7 at Boston...Suffered an upperbody injury on Feb. 7 at Boston.

### CAREER:

**2013-14:** Scored 16 points (3g/13a) in 51 games as a rookie with the Islanders...Finished fourth on the team in average time on ice (21:01)...Earned two Third Star of the Game honors...Started the season in with the Bridgeport Sound Tigers (American Hockey League), scoring three points (1g/2a) in 17 games...Recalled from Bridgeport (AHL) on Nov. 28...Made his season debut on Nov. 30 vs. Washington...Scored his first NHL points (2a) on Jan. 6 vs. Dallas...Scored his first NHL goal on Jan. 7 at Toronto...Had a five-game point streak (1g/6a) from Jan. 6-14...Missed the final five games of the season with a lower-body injury. **2012-13:** Recorded two assists in three games during his second professional season with Bridgeport (AHL) before a suffering a shoulder injury at Wilkes-Barre/Scranton on Oct. 20 that required season-ending surgery...Posted assists in back-to-back games on Oct. 13 and 20, including an assist on the game-winning goal vs. Providence on Oct. 13. **2011-12:** Scored 16 points (2g/14a) in 56 games during his rookie season with Bridgeport (AHL)...Added two assists in three Calder Cup playoff games, tying for second on the team in points...Made his professional debut on Oct. 8 vs. Portland...Recorded his first professional assist on Oct. 9 at Albany...Notched his first two-point game (2a) on Oct. 21 at St. John's...Recorded his first professional goal on Nov. 12 at Springfield...Recalled from Bridgeport on an emergency basis on Dec. 15, marking his first NHL call-up...Made his NHL debut on Dec. 15 vs. Dallas and was returned to Bridgeport on Dec. 16... Named to the 2012 AHL All-Star Classic Eastern Conference Team, but was unable to participate due to injury...Earned two assists in Bridgeport's 4-3 overtime loss at Connecticut in Game 3 of their first round Calder Cup playoff series.

### NHL PLAYOFFS:

**2015:** Made his Stanley Cup Playoffs debut, recording one assist in five games during the Islanders seven-game, First Round series against Washington.

### JUNIOR:

**2010-11:** Served as captain of the Oshawa Generals during his third Ontario Hockey League season...Scored 48 points (6g/42a) in 55 games...Led all team defensemen in goals, assists and points and tied for second on the team in assists...Posted a career-best plus-13 rating...Added 12 points (1g/11a) in 10 OHL playoff games, with four multi-point performances...Recorded nine multi-point games in the regular season...Had a season-high six-game point streak from Feb. 16-27 (1g/6a). **2009-10:** Scored 24 points (5g/19a) in 34 games with Oshawa, before seeing his second OHL season cut short due to a shoulder injury that required surgery. **2008-09:** Led Oshawa defensemen and finished second in the OHL among rookie defensemen with 63 points (8g/55a) in 68 games... Selected to the 2009 OHL All-Star Classic and the Canadian Hockey League Top Prospects Game...Named Oshawa's Rookie of the Year and Top Defenseman. **2007-08:** Named the Central Junior Hockey League Player of the Year after scoring 42 points (3g/39a) in 58 games with the Kemptville 73s...Before playing in the CJHL, played his minor hockey with West Carleton Minor Hockey and the Ottawa Valley Titans...Selected by Oshawa in the third round (50th overall) of the 2007 OHL Draft.

### INTERNATIONAL:

Represented Canada at two World Junior Championships (2011 - Buffalo; 2010 - Saskatoon & Regina), winning a silver medal in each tournament. Served as an assistant captain in 2011, notching five assists and a plus-2 rating in six games...Also skated with Team Canada at the 2009 Under-18 World Junior Championships (Fargo, ND & Moorhead, MN), recording six assists and a plus-6 rating in six games.

### MILESTONES:

**1st NHL Game:** 12/15/11 vs. DAL  
**1st NHL Goal:** 1/7/14 at TOR (Bernier)  
**1st NHL Assist/Point:** 1/6/14 vs. DAL  
**100th NHL Game:** 2/7/15 at BOS

### SINGLE GAME HIGHS:

**Goals:** 1 (four times) Last: 12/29/14 vs. WSH  
**Assists:** 2 (twice) Last: 1/12/14 at DAL  
**Points:** 2 (twice) Last: 1/12/14 at DAL  
**PIM:** 6 1/14/14 at FLA  
**+/-:** +3 1/27/15 vs. NYR  
**TOI:** 30:28 3/27/14 at TBL

### DE HAAN VERSUS NHL:

TEAM	GP	G	A	PTS	PIM
ANA	3	0	1	1	0
ARI	3	0	0	0	0
BOS	5	0	0	0	6
BUF	2	0	0	0	6
CGY	4	1	1	2	0
CAR	4	0	1	1	0
CHI	3	0	0	0	0
COL	4	0	1	1	2
CBJ	3	0	1	1	0
DAL	5	0	5	5	0
DET	3	0	0	0	2
EDM	2	0	0	0	0
FLA	6	0	2	2	6
LAK	3	0	0	0	0
MIN	4	0	1	1	4
MTL	4	0	0	0	2
NSH	1	0	0	0	0
NJD	6	0	3	3	2
NYI	-	-	-	-	-
NYR	7	0	3	3	0
OTT	4	0	0	0	2
PHI	4	0	1	1	2
PIT	6	0	0	0	2
SJS	4	0	0	0	0
STL	4	0	0	0	4
TBL	6	0	1	1	0
TOR	4	1	1	2	6
VAN	3	1	0	1	2
WSH	7	1	1	2	2
WPG	3	0	1	1	4

# 44 | CALVIN DE HAAN | DEFENSEMAN

## CAREER STATISTICS:

SEASON	REGULAR SEASON											PLAYOFFS					
	CLUB	LEA	GP	G	A	PTS	PIM	PP	SH	GW	+/-	GP	G	A	PTS	PIM	+/-
2008-09	Oshawa	OHL	68	8	55	63	40	3	0	1	+3	-	-	-	-	-	-
	Canada	WJC-18	6	0	6	6	0	0	0	0	+6	-	-	-	-	-	-
2009-10	Oshawa	OHL	34	5	19	24	14	3	0	1	+5	-	-	-	-	-	-
	Canada	WJC	4	0	1	1	0	0	0	0	+4	-	-	-	-	-	-
2010-11	Oshawa	OHL	55	6	42	48	48	5	0	0	+13	10	1	11	12	6	+3
	Canada	WJC	6	0	5	5	4	0	0	0	+2	-	-	-	-	-	-
2011-12	NY ISLANDERS	NHL	1	0	0	0	0	0	0	0	+1	-	-	-	-	-	-
	Bridgeport	AHL	56	2	14	16	24	0	0	0	-1	3	0	2	2	2	E
2012-13	Bridgeport	AHL	3	0	2	2	4	0	0	0	+1	-	-	-	-	-	-
2013-14	Bridgeport	AHL	17	1	2	3	8	0	0	0	-5	-	-	-	-	-	-
	NY ISLANDERS	NHL	51	3	13	16	30	1	0	1	-7	-	-	-	-	-	-
2014-15	NY ISLANDERS	NHL	65	1	11	12	224	0	1	0	+3	5	0	1	1	2	-2
	<b>NY ISLANDERS TOTALS</b>		<b>117</b>	<b>4</b>	<b>24</b>	<b>28</b>	<b>54</b>	<b>1</b>	<b>1</b>	<b>1</b>	<b>-3</b>	<b>5</b>	<b>0</b>	<b>1</b>	<b>1</b>	<b>2</b>	<b>-2</b>
<b>NHL TOTALS</b>			<b>117</b>	<b>4</b>	<b>24</b>	<b>28</b>	<b>54</b>	<b>1</b>	<b>1</b>	<b>1</b>	<b>-3</b>	<b>5</b>	<b>0</b>	<b>1</b>	<b>1</b>	<b>2</b>	<b>-2</b>

MANAGEMENT

44 CALVIN de HAAN

IN THE SYSTEM

NHL ENTRY DRAFT

SOUND TIGERS

YEAR IN REVIEW



## 84 | MIKHAIL GRABOVSKI | CENTER

**SHOOTS:** LEFT **HEIGHT:** 5-11 **WEIGHT:** 183 **BIRTHDAY:** 1.31.1984 **BIRTHPLACE:** POTSDAM, GERMANY

### ISLANDERS TRANSACTIONS:

Signed by the Islanders as a free agent to a four-year deal on July 2, 2014.

### CAREER TRANSACTIONS:

Selected by the Montreal Canadiens in the fifth round (150th overall) of the 2004 National Hockey League Draft. Traded to the Toronto Maple Leafs in exchange for a second-round pick in the 2010 Draft and the rights to Greg Paterny on July 3, 2008. Agreed to a three-year deal with Toronto on September 16, 2009. Agreed to a five-year extension with Toronto on June 3, 2012. Signed by CSK Moscow during the NHL work stoppage on September 25, 2012. Placed on unconditional waivers for the purpose of a compliance buyout on July 4, 2013. Agreed to a one-year deal with the Washington Capitals on August 23, 2013.

### LAST SEASON:

Scored 19 points (9g/10a) in 51 games during his first season with the Islanders...Missed 31 games due to injuries...Had two multi-point games...Scored a goal in his Islanders debut in the season opener on Oct. 10 at Carolina...Suffered a concussion on Oct. 16 vs. San Jose and missed three games...Suffered a lower-body injury on Jan. 9 at New Jersey and missed five games...Suffered an upper-body injury on Feb. 19 and did not return for the remainder of the regular season.

### CAREER:

**2013-14:** Scored 35 points (13g/22a) in 58 games during his first season with the Washington Capitals and eighth North American campaign...Finished third on the team with a plus-6 rating...Missed 22 games due to injury (Jan. 25 - Feb. 8, Mar. 1-29)...Tied for third on the team in points per game (0.60)...Recorded his first career hat trick (3g/1a) in his Capitals debut on Oct. 1 at Chicago... Had a three-assist game on Nov. 1 at Philadelphia...Scored his 100th NHL goal on Nov. 12 vs. Columbus...Scored on a penalty shot on Dec. 8 at NY Rangers...Missed two games due to illness on Nov. 15 and 17. **2012-13:** Scored 16 points (9g/7a) in 48 games during his fifth season in Toronto...Had goals in three-straight games (3g/2a) from Jan. 23-26...Scored the game-winner and was named First Star on Feb. 25 at Philadelphia...Collected a point in three consecutive games (2g/1a) from Mar. 21-25...Played 29 games for CSKA Moscow (KHL) during the NHL work stoppage, collecting 24 points (12g/12a)...Was selected to play in the KHL All-Star Game (did not play). **2011-12:** Played 74 games with Toronto, collecting 51 points (23g/28a) with 51 penalty minutes...Finished third on Maple Leafs in goals and points...Scored five power-play goals and two game winners...Had a four-game point streak (2g/4a) from Oct. 29 - Nov. 3...Missed a game on Dec. 5 at NY Rangers due to the birth of his son Jaeger...Scored a goal and collected his 100th NHL assist on Jan. 13 at Buffalo...Tied a career high with four points (1g/3a) on Jan. 24 at NY Islanders...Named the NHL's First Star of the Week on Jan. 30 with five points (1g/4a) in two games...Registered a career-high (tie) six-game point streak (3g/9a) from Jan. 23 - Feb. 6... Played his 300th career NHL game on Feb. 23 vs. San Jose...Had a five-game point streak (3g/4a) from Feb. 29 - Mar. 7...Collected his 200th career NHL point with a goal on Mar. 29 vs. Philadelphia. **2010-11:** Established career highs for games played (81), goals (29), assists (29), points (58), powerplay goals (10), game-winning goals (4), shots (239) and plus-minus (+14) during his third season with Toronto...Led his team in plus-minus, tied for first in overtime goals (1), second in power-play goals and shots, third in goals and points and tied for third in game-winning goals...Scored his 100th career NHL point on Nov. 6 vs. Buffalo...Registered a career-high (tie) six-game point streak (5g/2a) from Dec. 14-28...Missed a game on Dec. 30 vs. Columbus due to birth of daughter Leeliah... Played in his 200th career NHL game on Jan. 1 at Ottawa...Collected a season-high 3 points (2g/1a) on Jan. 7 at Atlanta. **2009-10:** Played 59 games with Toronto, collecting 35 points (10g/25a) with 10 penalty minutes during his second season with the club...Tied for first on team in short-handed goals (1), tied for second in game-winning goals (3) and ranked third in plus-minus (+3)...Collected a career-high (tie) three assists on Oct. 31 at Montreal...Registered a career-high (tie) six-game point streak (3g/4a) from Dec. 3-12. **2008-09:** Scored 48 points (20g/28a) with 92 penalty minutes in 78 games during his first season in Toronto...Ranked third among NHL rookies in assists and points...Led the team in shooting percentage (16.1%), tied for second in penalty minutes with a career high and finished second on the club in power-play goals (6)...Registered a season-high, four-game goal streak (6g/2a) from Nov. 2-8 amid a season-high, six-game point streak (7g/3a) from Nov. 2-13...Collected a career-high (tie) four points (1g/3a) on Mar. 21 at Montreal...Played in his 100th career NHL game on Apr. 1 vs. Philadelphia. **2007-08:** Played 24 games during his second season with Montreal, scoring nine points (3g/6a) with eight penalty minutes...Scored his first NHL point/assist on Oct. 20 vs. Buffalo...Scored his first NHL goal on Oct. 22 vs. Boston (Manny Fernandez)...Played 12 games for the Hamilton Bulldogs of the American Hockey League, collecting 20 points (8g/12a)...Earned first-star honors in five consecutive games with Hamilton, collecting 16 points (6g/10a), including three game-winning goals from Feb. 15-20...Named AHL Player of the Week for period ending Feb. 17. **2006-07:** Played in his first three NHL games during his first season in North America with Montreal...Made his NHL debut on Jan. 6 vs. NY Rangers...Played 66 games for Hamilton (AHL), collecting 54 points (17g/37a) with 34 penalty minutes... Won the Calder Cup with Hamilton, scoring 11 points (4g/7a) in 20 AHL playoff games. **2005-06:** Ranked third on Moscow Dynamo in goals (10), assists (17) and points (27). **2004-05:** Ranked first on Nizhnekamsk of the Russian Hockey League in goals (16), assists (20) and points (36) in 60 games played.

### NHL PLAYOFFS:

**2015:** Appeared in three games during the Islanders First Round series against Washington. **2013:** Made his Stanley Cup Playoffs debut, recording two assists in seven games as Toronto fell to Boston in round one.

### INTERNATIONAL:

Named to Belarus for 2010 Olympic Winter Games, but did not participate due to injury...Represented Belarus at nine World Championships (2014 - Minsk; 2012 - Helsinki/Stockholm; 2010 - Germany; 2009 - Switzerland; 2008 - Quebec City/Halifax; 2006 - Latvia; 2005 - Vienna; 2004 - Norway (D1)); two World Junior Championships (2004 - France; 2003 - Halifax/Sydney; 2002 - Czech Republic) and one World Under-18 Junior Championship (2002 - Slovakia)...Served as team captain in 2011 and alternate captain in 2012 and 2014...Named a Top Three player on the team in 2009, 2011 and 2014...Was the 2009 and 2011 Belarus Player of the Year.

### MILESTONES:

<b>1st NHL Game:</b>	1/6/07 vs. NYR
<b>1st NHL Assist/Point:</b>	10/20/07 vs. BUF
<b>1st NHL Goal:</b>	10/22/07 vs. BOS (Fernandez)
<b>100th NHL Game:</b>	4/1/09 vs. PHI
<b>100th NHL Point:</b>	11/6/10 vs. BUF
<b>200th NHL Game:</b>	1/1/11 at OTT
<b>100th NHL Assist:</b>	1/13/12 at BUF
<b>300th NHL Game:</b>	2/23/12 vs. SJS
<b>200th NHL Point:</b>	3/29/12 vs. PHI
<b>100th NHL Goal:</b>	11/12/13 vs. CBJ
<b>400th NHL Game:</b>	12/20/13 at CAR

### SINGLE GAME HIGHS:

<b>Goals:</b>	3	10/1/13 at CHI
<b>Assists:</b>	3 (four times)	Last: 11/1/13 at PHI
<b>Points:</b>	4 (three times)	Last: 10/1/13 at CHI
<b>PIM:</b>	32	1/8/09 at MTL
<b>+/-:</b>	+3 (three times)	11/1/13 at PHI
<b>TOI:</b>	25:09	2/19/11 vs. OTT

### CAREER HAT TRICKS:

3g/1a	10/1/13 at CHI
-------	----------------

### GRABOVSKI VERSUS NHL:

TEAM	GP	G	A	PTS	PIM
ANA	7	4	1	5	0
ARI	6	0	1	1	4
BOS	33	14	5	19	12
BUF	32	9	11	20	6
CGY	11	4	4	8	6
CAR	25	7	4	11	12
CHI	7	3	3	6	2
COL	8	1	3	4	0
CBJ	7	1	5	6	0
DAL	6	1	5	6	2
DET	7	0	1	1	6
EDM	12	3	4	7	0
FLA	23	6	5	11	8
LAK	4	1	2	3	2
MIN	7	2	2	4	4
MTL	32	6	15	21	70
NSH	5	1	3	4	0
NJD	24	4	7	11	6
NYI	23	3	13	16	18
NYR	26	4	8	12	12
OTT	36	5	8	13	61
PHI	18	6	5	11	14
PIT	22	6	10	16	2
SJS	7	0	4	4	2
STL	8	5	1	6	0
TBL	22	4	7	11	10
TOR	5	0	1	1	4
VAN	9	4	1	5	2
WSH	20	3	9	12	4
WPG	24	9	7	16	10

# 84 | MIKHAIL GRABOVSKI | CENTER

## CAREER STATISTICS:

SEASON	REGULAR SEASON											PLAYOFFS					
	CLUB	LEA	GP	G	A	PTS	PIM	PP	SH	GW	+/-	GP	G	A	PTS	PIM	+/-
2000-01	Minsk	Belarus	6	1	3	4	0	-	-	-	-	-	-	-	-	-	-
2001-02	Minsk	Belarus	26	10	7	17	16	-	-	-	-	-	-	-	-	-	-
	Belarus	WJC-18	8	2	1	3	2	0	0	2	-2	-	-	-	-	-	-
2002-03	Belarus	WJC	6	0	1	1	2	0	0	0	-2	-	-	-	-	-	-
	Belarus	WJC	6	2	0	2	2	-	-	-	-2	-	-	-	-	-	-
2003-04	Nizhnekamsk	Russia	45	6	11	17	26	-	-	-	-	5	0	0	0	4	-3
	Belarus	WJC-D1	5	4	5	9	0	1	0	0	+7	-	-	-	-	-	-
2004-05	Belarus	WC-D1	5	2	1	3	8	0	0	0	+6	-	-	-	-	-	-
	Nizhnekamsk	Russia	60	16	20	36	32	-	-	-	+9	3	2	0	2	2	+1
2005-06	HC Minsk	Belarus	-	-	-	-	-	-	-	-	-	5	2	4	6	6	E
	Belarus	WC	6	4	1	5	2	3	0	1	-1	-	-	-	-	-	-
2005-06	Dynamo	Russia	48	10	17	27	28	-	-	-	-	4	0	0	0	4	+2
	HC Minsk	Belarus	8	6	8	14	10	-	-	-	-	-	-	-	-	-	-
2006-07	Belarus	WC	7	5	4	9	2	3	0	0	+2	-	-	-	-	-	-
	MONTREAL	NHL	3	0	0	0	0	0	0	0	-2	-	-	-	-	-	-
2007-08	Hamilton	AHL	66	17	37	54	34	5	0	3	+7	20	4	7	11	21	+3
	MONTREAL	NHL	24	3	6	9	8	0	0	1	-4	-	-	-	-	-	-
2008-09	Hamilton	AHL	12	8	12	20	6	4	0	0	+2	-	-	-	-	-	-
	Belarus	WC	5	0	3	3	0	0	0	0	+4	-	-	-	-	-	-
2008-09	TORONTO	NHL	78	20	28	48	92	6	0	2	-8	-	-	-	-	-	-
2009-10	TORONTO	NHL	59	10	25	35	10	2	1	3	+3	-	-	-	-	-	-
	Belarus	WC	6	0	3	3	6	0	0	0	-2	-	-	-	-	-	-
2010-11	TORONTO	NHL	81	29	29	58	60	10	0	4	+14	-	-	-	-	-	-
	Belarus	WC	6	2	2	4	2	1	0	0	E	-	-	-	-	-	-
2011-12	TORONTO	NHL	74	23	28	51	51	5	0	2	E	-	-	-	-	-	-
	Belarus	WC	7	1	3	4	4	0	0	0	-2	-	-	-	-	-	-
2012-13	CSKA	KHL	29	12	12	24	10	-	-	-	+8	-	-	-	-	-	-
	TORONTO	NHL	48	9	7	16	24	0	0	1	-10	7	0	2	2	2	-10
2013-14	WASHINGTON	NHL	58	13	22	35	26	3	0	1	+6	-	-	-	-	-	-
2014-15	NY ISLANDERS	NHL	51	9	10	19	8	0	0	2	+3	3	0	0	0	0	-1
	<b>NY ISLANDERS TOTALS</b>		<b>51</b>	<b>9</b>	<b>10</b>	<b>19</b>	<b>8</b>	<b>0</b>	<b>0</b>	<b>2</b>	<b>+3</b>	<b>3</b>	<b>0</b>	<b>0</b>	<b>0</b>	<b>0</b>	<b>-1</b>
<b>NHL TOTALS</b>			<b>476</b>	<b>116</b>	<b>155</b>	<b>271</b>	<b>279</b>	<b>26</b>	<b>1</b>	<b>16</b>	<b>+2</b>	<b>10</b>	<b>0</b>	<b>2</b>	<b>2</b>	<b>2</b>	<b>-11</b>

MANAGEMENT

84 MIKHAIL GRABOVSKI

IN THE SYSTEM

NHL ENTRY DRAFT

SOUND TIGERS

YEAR IN REVIEW



# 1 | THOMAS GREISS | GOALTENDER

**CATCHES:** LEFT **HEIGHT:** 6-1 **WEIGHT:** 220 **BIRTHDAY:** 1.29.1986 **BIRTHPLACE:** FUSSEN, GERMANY

## ISLANDERS TRANSACTIONS:

Signed by the Islanders as a free agent to a two-year deal on July 1, 2015.

## CAREER TRANSACTIONS:

Drafted by the San Jose Sharks in the third round (94th overall) of the 2004 National Hockey League Draft. Signed a one-year deal with the Phoenix Coyotes on July 5, 2013. Signed a one-year deal with the Pittsburgh Penguins on July 1, 2014.

## LAST SEASON:

Appeared in 20 games during his first season with the Pittsburgh Penguins, posting a 9-6-3 record with a 2.47 goals-against average and .913 save percentage...Earned points in four straight decisions (2-0-2) from Dec. 13 - Jan. 27...Posted a career-high, three-game winning streak from Feb. 12 - Mar. 6.

## CAREER:

**2013-14:** Established NHL career highs in wins (10) and games played (23) during his first season in Phoenix...Posted career bests in GAA (2.29) and SV% (.920)...Started a career-high eight straight games from Mar. 25 - Apr. 10 (2-3-3) while teammate Mike Smith was injured. **2012-13:** Played in six games for the Sharks during the work-stoppage shortened season, posting a 1-4-0 record with a 2.53 GAA and a .915 SV%...Made 24 saves for his first career shutout on Jan. 26 vs. Colorado in his first start of the season...Started the 2012-13 campaign with the Hannover Scorpions of the Deutsche Eishockey Liga in Germany, playing nine games before the start of the NHL season. **2011-12:** Played in 19 games with San Jose and posted a 9-7-1 record with a 2.30 GAA and a .915 sv%...Won his first career opening night start with 26 saves vs. Phoenix on Oct. 8...Earned the longest relief win ever since the NHL adapted the regular season overtime format in 1983-84 with a 29-save effort in 62:56 on Nov. 3 vs. PIT...Posted a career-high, five-game unbeaten streak (4-0-1) from Jan. 5 - Feb. 13. **2010-11:** After four seasons in North America, was loaned to Brynas in the Swedish Elite League, where he played 32 games...Ranked 11th in the league in SV% (.901) and 13th in GAA (2.92). **2009-10:** Played in 16 games with San Jose and went 7-4-1 with a 2.69 GAA and a .912 SV%...Earned his first career win on Oct. 25 vs. Nashville...Appeared in his first NHL shootout and stopped all six shooters on Dec. 31 at Phoenix...Stopped a career-high 42 shots on March 28 vs. Colorado...Over his final seven starts, was 5-2-1 with a 2.24 GAA and a .930 SV%. **2008-09:** Played in 57 games for the Worcester Sharks (American Hockey League), posting a 30-24-2 record with a 2.47 GAA and a .910 save percentage...Set a Worcester franchise record for consecutive starts (16) from Mar. 13-Apr. 11...Finished fifth in the AHL in wins and tied for 15th in GAA...Set career highs in minutes played (1,350) and appearances...Recorded his first career shutout on April 11 vs. Providence with 23 saves...Was recalled to San Jose twice, but did not appear in a game. **2007-08:** Made his NHL debut with San Jose during his second season in North America, posting a 0-1-1 record with a 3.26 GAA and a .860 SV% in three games...Made 25 saves in his first NHL start, a 4-3 OT loss on Jan. 13 at Anaheim...Played in 41 games for Worcester (AHL), posting an 18-21-2 record with a 3.09 GAA and .892 SV%. **2006-07:** Played in 43 games during his rookie AHL season with Worcester, going 26-15-2 with a 2.61 GAA and a .912 SV%...Appeared in three games with Fresno (ECHL).

## NHL PLAYOFFS:

**2010:** Appeared in his first career Stanley Cup Playoff game on May 6 at Detroit, stopping 26 shots in two periods of the Western Conference Semi-Finals.

## INTERNATIONAL:

Represented Germany at two Olympic Games (2010 - Vancouver; 2006 - Torino), two World Junior Championships (2006 - Slovenia; 2005 - Grand Forks/Thief River Falls, USA), and two World Under-18 Junior Championships...Helped Germany earn promotion to the 2007 WJC, winning the 2006 WJC-A tournament...Was 20 years old at the 2006 Olympics, making him the youngest goalie in the tournament (Appeared in one game vs. Canada).

## MILESTONES:

**1st NHL Game:** 1/13/08 at ANA  
**1st NHL Win:** 10/25/09 vs. NSH  
**1st NHL Shutout:** 1/26/13 vs. COL

## CAREER HIGHS:

<b>Saves, Game</b>	42	3/28/10 vs. COL
<b>Shots, Game</b>	45	3/28/10 vs. COL
<b>Win Streak</b>	3	2/12/15 - 3/6/15
<b>Point Streak</b>	5 (4-0-1)	1/5/12 - 2/13/12
<b>Consecutive Starts</b>	8	3/25/14-4/10/04
<b>Appearances/Season</b>	25	2013-14
<b>Wins/Season</b>	10	2013-14
<b>Shutouts/Season</b>	2	2013-14
<b>Minutes/Season</b>	1,312	2013-14

## GREISS VERSUS NHL:

TEAM	GP	W-L-T-OT	SO	GA	GAA	SV%
ANA	8	1-3-0-2	0	17	2.71	.913
ARI	6	3-3-0-0	0	14	2.32	.922
BOS	1	0-1-0-0	0	1	1.02	.966
BUF	1	0-1-0-0	0	3	3.10	.893
CGY	3	1-2-0-0	1	7	2.36	.900
CAR	2	1-1-0-0	0	5	2.54	.915
CHI	1	0-0-0-0	0	3	9.00	.750
COL	5	4-1-0-0	1	0	1.81	.947
CBJ	8	2-3-0-2	0	20	2.84	.895
DAL	4	2-0-0-0	0	7	2.44	.883
DET	2	0-0-0-1	0	5	3.16	.875
EDM	4	2-0-0-2	0	5	1.32	.943
FLA	2	0-1-0-1	0	8	3.90	.873
LAK	6	2-3-0-0	1	8	2.09	.922
MIN	4	2-2-0-0	0	8	2.02	.932
MTL	0	0-0-0-0	0	0	0.00	.000
NSH	5	2-2-0-0	0	15	3.15	.887
NJD	3	1-2-0-0	0	6	1.97	.909
NYI	4	1-1-0-0	0	7	2.78	.914
NYR	2	0-0-0-1	0	3	4.19	.870
OTT	2	2-0-0-0	0	6	2.88	.900
PHI	4	2-1-0-1	0	9	2.21	.933
PIT	2	2-0-0-0	0	3	1.46	.945
SJS	0	0-0-0-0	0	0	0.00	.000
STL	3	2-1-0-0	0	7	2.35	.911
TBL	1	1-0-0-0	0	3	3.00	.914
TOR	1	1-0-0-0	0	1	1.00	.968
VAN	2	0-2-0-0	0	8	4.00	.862
WSH	1	1-0-0-0	0	3	3.05	.929
WPG	2	1-0-0-1	0	4	1.92	.909

# 1 | THOMAS GREISS | GOALTENDER

## CAREER STATISTICS:

		REGULAR SEASON										PLAYOFFS					
SEASON	CLUB	LEA	GP	MIN	REC	GA	SO	GAA	SOG	SV	SV%	GP	MIN	GA	SO	GAA	REC
2002-03	Kolner Jung-Haie	GER-JR	25	1,613	-	58	0	2.16	-	-	-	3	180	8	1	2.67	1-2
	Germany	WJC-18	2	120	-	2	0	1.00	-	-	-	-	-	-	-	-	-
2003-04	Kolner Jung-Haie	GER-JR	24	1,286	-	56	-	2.61	-	-	-	-	-	-	-	-	-
	Kolner Haie	GER	1	20	-	4	0	12.00	-	-	-	-	-	-	-	-	-
2004-05	Germany	WJC-18	3	140	2-0-0	8	0	3.43	-	-	-	-	-	-	-	-	-
	Kolner Haie	GER	8	459	-	16	0	2.09	-	-	-	-	-	-	-	-	-
2005-06	Eisbaren Regensburg	GER-2	1	60	0	2	0	2.00	-	-	-	2	56	2	0	2.14	-
	Germany	WJC	3	104	0-3-0	13	0	7.50	67	54	.806	-	-	-	-	-	-
2006-07	Kolner Haie	GER	27	1,560	-	64	1	2.46	-	-	-	9	533	27	1	3.04	-
	Germany	WJC-A	4	240	4-0-0	2	2	0.50	89	87	.978	-	-	-	-	-	-
2007-08	Germany	OLY	1	60	0-1-0	5	0	5.00	-	-	-	-	-	-	-	-	-
	Worcester	AHL	42	2,555	26-15-2	111	0	2.61	1,259	1,148	.912	3	172	12	0	4.18	0-3
2008-09	Fresno	ECHL	3	180	1-2-0	7	0	2.34	99	92	.929	-	-	-	-	-	-
	SAN JOSE	NHL	3	129	0-1-1	7	0	3.26	50	43	.860	-	-	-	-	-	-
2009-10	Worcester	AHL	41	-	18-21-2	125	0	3.09	1,161	1,036	.892	-	-	-	-	-	-
	Worcester	AHL	57	3,346	30-24-2	138	1	2.47	1,350	1,212	.910	12	742	30	2	2.43	6-6
2010-11	SAN JOSE	NHL	16	782	7-4-1	35	0	2.69	399	364	.912	1	40	2	0	3.00	0-0
	Germany	OLY	3	179	0-3-0	15	0	5.03	81	66	.815	-	-	-	-	-	-
2011-12	Brynäs Gavle	SWE	32	1,850	-	90	2	2.92	-	-	-	5	317	18	0	3.40	-
2012-13	SAN JOSE	NHL	19	1,043	9-7-1	40	0	2.30	472	432	.915	-	-	-	-	-	-
2013-14	Hannover	GER	9	535	3-6-0	31	0	3.47	-	-	-	-	-	-	-	-	-
	SAN JOSE	NHL	6	308	1-4-0	13	1	2.53	153	140	.915	-	-	-	-	-	-
2014-15	PHOENIX	NHL	25	1,312	10-8-5	50	2	2.29	626	576	.920	-	-	-	-	-	-
	PITTSBURGH	NHL	20	1,159	9-6-3	50	0	2.59	546	496	.908	-	-	-	-	-	-
<b>NHL TOTALS</b>			<b>89</b>	<b>4,734</b>	<b>36-30-11</b>	<b>195</b>	<b>3</b>	<b>2.47</b>	<b>2,246</b>	<b>2,051</b>	<b>.913</b>	<b>1</b>	<b>40</b>	<b>2</b>	<b>0</b>	<b>3.00</b>	<b>0-0</b>

MANAGEMENT

1 THOMAS GREISS


IN THE SYSTEM

NHL ENTRY DRAFT

SOUND TIGERS

YEAR IN REVIEW





## 41 | JAROSLAV HALAK | GOALTENDER

**CATCHES:** LEFT **HEIGHT:** 5-11 **WEIGHT:** 186 **BIRTHDAY:** 5.13.1985 **BIRTHPLACE:** BRATISLAVA, SLOVAKIA

### ISLANDERS TRANSACTIONS:

Acquired from the Washington Capitals in exchange for a fourth-round pick in the 2014 National Hockey League Draft on May 1, 2014. Agreed to a four-year deal on May 22, 2014.

### CAREER TRANSACTIONS:

Selected by the Montreal Canadiens in the ninth round (271st overall) of the 2003 National Hockey League Draft. Traded to the St. Louis Blues in exchange for Lars Eller and Ian Schultz on June 17, 2010. Traded to the Buffalo Sabres with Chris Stewart, William Carrier and a first-round pick in the 2015 Draft in exchange for Ryan Miller and Steve Ott on February 28, 2014. Traded to the Washington Capitals with a third-round pick in the 2015 Draft in exchange for Michal Neuvirth and Rostislav Klesla on March 5, 2014.

### LAST SEASON:

Set a new Islanders record for wins in a season with 38 during his first season with the team...Played in his first career NHL All-Star Game...Established career highs in wins and games played (59)...Matched a career high with six shutouts, one shy of the club record...Had a career-high 11 game winning streak from Nov. 5 - Dec. 4 (11-0-0), surpassing Billy Smith's Islanders franchise record of 10-straight wins (1982)...Earned a win in his Islanders debut on Oct. 10 at Carolina and went on to win his first three starts as an Islander...Recorded back-to-back shutouts on Nov. 8 at Arizona and Nov. 11 vs. Colorado...Missed two games with a lower-body injury on Dec. 23 and Dec. 27...Had a seven-game winning streak from Dec. 13 - Jan. 2...Played his 300th NHL game on Jan. 4 at Edmonton...Recorded his fourth shutout of the season and the first Islanders shutout of the Rangers at Madison Square Garden since Dec. 17, 1975 (Billy Smith)...Missed a game with a lower-body injury on March 17 at Chicago.

### CAREER:

**2013-14:** Played 40 games with the St. Louis Blues and 12 with the Washington Capitals during his eighth NHL season...Compiled a 29-13-7 record with a 2.25 goals-against average (GAA) and a .921 save percentage (SV%) in 52 games...Posted five shutouts...Finished eighth in the league in GAA...Appeared in 40-of-57 games with St. Louis, going 24-9-4 with a 2.23 GAA and .917 SV%, before being traded to the Buffalo Sabres...Posted a four-game winning streak to open the season from Oct. 3-12 and again from Nov. 19-27...Dressed for one game (did not play) with Buffalo before being traded to Washington, where he posted a 5-4-3 record with a 2.31 GAA and .930 SV%...Had a six-game point streak (3-0-3) from Mar. 14-25. **2012-13:** Posted a 6-5-1 record, including a 0.899 SV% and 2.14 GAA during his third season in St. Louis...Missed 19 total games during the work-stoppage-shortened season due to a lower-body injury...Tied Glenn Hall for the franchise lead in shutouts with the 16th of his Blues career on Mar. 23 at Edmonton...Etched a season-high, four-game win streak from Jan. 19-26. **2011-12:** Won the NHL's Jennings Trophy (along with teammate Brian Elliott), awarded to the goaltender(s) on the NHL team with the fewest goals against...Posted career bests in GAA (1.97) and SV% (.926) during his fifth NHL season and second with St. Louis...Finished fifth in the NHL in GAA, seventh in SV% and tied for fifth in shutouts (6)...Set career lows for losses (12) and goals allowed (90)...Had an eight-game win streak from Feb. 23 - Mar. 11, including a six-game road winning streak...Along with Brian Elliott, tied a modern-day NHL record for a goaltending tandem with 15 combined shutouts, surpassing the club mark of 13 set in 1968-69 by Jacques Plante and Glenn Hall. Halak and Elliott became the first tandem in NHL history to each record at least six shutouts in a season and the first in club history to each record 20 wins in a season...Played in his 200th NHL game on Mar. 17 at Tampa Bay. **2010-11:** Posted a 27-21-7 record with St. Louis, establishing career highs in games played (57), wins and shutouts (7)...Accrued a .910 SV% and a 2.48 GAA...His seven shutouts ranked fourth among NHL goaltenders...Had three shutouts in his first nine games...Recorded three shutouts against Nashville, becoming the first Blues goaltender since Jacques Plante (1969-70 vs. Philadelphia) to shutout the same opponent three times in a single season...Allowed two or fewer goals in 30 games...Recorded a 17-10-5 record in 32 home games including a .923 SV% and a 2.11 GAA...Started the season with a 6-1-1 record, .932 save percentage and a 1.71 GAA in October, his best career month of play...Was named the NHL's Second Star of the Week for the week ending Oct. 24...Finished the year with a 3-1-0 record in April, including a .950 save percentage and a 1.25 goals against average...Recorded seven multi-game win streaks, including a six-game win streak from Oct. 22 - Nov. 6. **2009-10:** Tied for fourth in the NHL in SV% (.924), finished ninth in GAA (2.40) and tied for seventh in shutouts (5) during his fourth and final season with the Montreal Canadiens...Posted a 26-13-5 record...Won the 2009-10 "Molson Cup" as team MVP...Set two new personal highs, making 47 saves and facing 50 shots on Dec. 21 at Atlanta...Named the NHL's First Star for the week ending on Dec. 27 (3-0-0, 1.97 GAA, .959 SV%)...Set a new personal high with a 157-45 shutout streak from Jan. 22-26...Won six consecutive games from Mar. 6-16, setting a personal best...Named the NHL's First Star for the week ending on Apr. 4 (2-0-0, 0.00 GAA, 1.000 SV%). **2008-09:** Posted an 18-14-1 record with a 2.86 GAA and .915 SV% in 34 games during his first full NHL season with Montreal (backing up Carey Price)...Earned four wins in as many home games in January...Named the Molson Cup Player of the Month for February, posting five wins, one shutout, a 2.90 GAA and a .931 SV%. **2007-08:** Opened the season with the Hamilton Bulldogs of the American Hockey League, posting a 15-10-2 record with two shutouts, a 2.10 GAA and a .929 SV%...Also played six NHL games with Montreal, going 2-1-1 with a 2.11 GAA and .934 SV%...Named the AHL Player of the Week for the period ending on Jan. 6, posting a 3-1-0 record with one shutout, a 1.01 GAA and a .966 SV%...Posted a 6-3-0 record with a 1.74 goals against average and a .943 save percentage with the Bulldogs in February...Became the first Canadiens rookie netminder to win his first eight career home games. **2006-07:** Opened the season with the Hamilton Bulldogs and led the AHL in GAA (2.00), ranked second in SV% (.932%) and third in shutouts (6) in 28 games...Named to the AHL All-Rookie Team...Recalled by the Canadiens on Feb. 15 and won his first three games in the NHL, including his first start on Feb. 18 at Columbus...Had a perfect record at the Bell Centre (7-0-0 - 1.84 - .935 - 2 SO) and became the first goaltender since Bob Froese (Philadelphia - 1982-83) to win his first seven decisions at home...Won the March/April segment of the Molson Cup (14 points)...Named the NHL's Third Star of the Week for the period starting on Mar. 19 and ending on Mar. 25 (3-0-0, 1.33 GAA, .957 SV%, 1 SO)...Won six games in March. **2005-06:** Split his first professional season between the ECHL and AHL...Led the ECHL with a .932 SV% and ranked second with a 2.05 GAA with the Long Beach Ice Dogs...Made 38 saves in his first career AHL start with Hamilton on Feb. 25 against the Binghamton Senators...Stopped all 21 shots he faced to earn his first AHL shutout in only his second game on Feb. 28 against the San Antonio Rampage (1-0)...Finished the AHL season with a 7-6-0 record, a 2.29 GAA and .927 SV% in 13 AHL games.

### MILESTONES:

<b>1st NHL Game:</b>	2/18/07 at CBJ
<b>1st NHL Win:</b>	2/18/07 at CBJ
<b>1st NHL Shutout:</b>	3/20/07 vs. BOS
<b>1st NHL Point/Assist:</b>	4/3/07 at MTL
<b>100th NHL Game:</b>	4/8/10 at CAR
<b>100th NHL Win:</b>	2/25/12 at WPG
<b>200th NHL Game:</b>	3/17/12 at TBL
<b>300th NHL Game:</b>	1/4/15 at EDM

### CAREER HIGHS:

<b>Saves, Game</b>	47 (twice) Last: 12/26/09 at TOR
<b>Shots, Game</b>	50 12/21/09 at ATL
<b>Win Streak</b>	11 11/5/14-12/4/14
<b>Unbeaten Streak</b>	11-0-3 11/29/11-1/19/12
<b>Consecutive Starts</b>	9 1/2/09-1/20/09
<b>Appearances/Season</b>	59 2014-15
<b>Wins/Season</b>	38 2014-15
<b>Shutouts/Season</b>	6 2011-12, 2014-15
<b>Minutes/Season</b>	3,550 2014-15

### HALAK VERSUS NHL:

TEAM	GP	REC	SO	GA	GAA	SV%
ANA	12	6-5-0-0	0	28	2.74	.897
ARI	8	5-2-0-1	1	16	2.00	.926
BOS	12	8-4-0-0	2	21	2.04	.936
BUF	9	7-2-0-0	2	21	2.32	.908
CGY	12	6-5-0-1	1	26	2.16	.920
CAR	7	2-3-0-1	0	15	2.35	.923
CHI	12	7-1-0-3	2	24	2.06	.930
COL	9	5-2-0-2	1	20	2.19	.922
CBJ	16	9-4-0-3	0	43	2.75	.910
DAL	10	4-5-0-1	1	26	2.75	.899
DET	12	6-4-0-1	1	37	3.29	.886
EDM	12	8-2-0-1	3	23	1.98	.915
FLA	11	9-2-0-0	2	21	1.89	.938
LAK	15	6-7-0-2	2	35	2.42	.915
MIN	9	2-2-0-4	1	16	1.95	.928
MTL	5	4-1-0-0	1	10	2.01	.925
NSH	20	12-3-0-4	4	37	1.84	.928
NJD	14	7-4-0-1	2	28	2.14	.927
NYI	9	7-1-0-1	2	14	1.52	.950
NYR	17	10-6-0-0	2	42	2.63	.918
OTT	13	5-6-0-2	0	33	2.58	.916
PHI	10	7-3-0-0	2	24	2.44	.913
PIT	10	6-4-0-0	1	20	2.08	.928
SJS	12	5-5-0-0	2	29	2.78	.908
STL	3	0-2-0-1	0	14	4.56	.860
TBL	6	4-2-0-0	0	14	2.36	.907
TOR	15	8-3-0-3	0	43	2.95	.909
VAN	12	5-5-0-1	1	26	2.38	.922
WSH	10	6-4-0-0	0	25	2.67	.896
WPG	9	6-3-0-0	0	25	3.08	.899

# 41 | JAROSLAV HALAK | GOALTENDER

## NHL PLAYOFFS:

**2015:** Played in all seven games of the Islanders' First Round series against Washington, posting a 2.30 GAA and .926 SV%. **2012:** Appeared in two games with St. Louis, going 1-1-0 with a 1.73 GAA and a .935 SV% in an opening-round series against the San Jose Sharks...Suffered an injury in Game Two and missed the rest of the series and the next round. **2010:** Appeared in a career-high 18 games with Montreal, going 9-9-0 with a 2.55 GAA and a .923 SV%, eliminating both the Washington Capitals and Pittsburgh Penguins before losing to the Philadelphia Flyers in five game in the Eastern Conference Final. **2009:** Appeared in one game with Montreal, stopping five-of-five shots as the Canadiens were swept by the Boston Bruins in the first round. **2008:** Made his Stanley Cup Playoffs debut, appearing in two games with Montreal and finishing 0-1-0 with a 2.34 GAA and .889 SV% as Montreal lost to Boston in five games in the second round.

## JUNIOR:

**2004-05:** Played his only season of Canadian Junior Hockey with the Lewiston MAINEiacs of the Quebec Major Junior Hockey League, posting a 24-17-4 record in 47 games...Ranked sixth in the QMJHL in shutouts (4), seventh in save percentage (.913), eighth in wins and ninth in goals-against average (2.78) and shots faced (1,442).

## INTERNATIONAL:

Represented Slovakia at the 2010 (Vancouver) and 2014 (Sochi) Winter Olympic Games, finishing fourth in 2010. Skated with Slovakia at three World Championships (2011 - Slovakia; 2009 - Switzerland; 2007 - Russia)...Named Slovakia's goaltender of the year in 2009...Played in the 2005 (USA) and 2004 (Finland) World Junior Championships...Represented Slovakia at the 2003 (Russia) and 2002 (Slovakia) World Under-18 Junior Hockey Championships, capturing a silver medal in 2003 and being named to the tournament All-Star Team and the top goaltender of the tournament.

## CAREER STATISTICS:

SEASON	CLUB	REGULAR SEASON										PLAYOFFS					
		LEA	GP	MIN	REC	GA	SO	GAA	SOG	SV	SV%	GP	MIN	GA	SO	GAA	REC
2001-02	Slovan Harvard Bratislava Jr	Slovak-Jr	22	1,257	-	41	0	1.96	-	-	-	6	353	7	2	1.19	6-0
	Slovakia	WJC-18	7	416	-	18	1	2.59	-	-	-	-	-	-	-	-	-
2002-03	Slovan Slovnafn Bratislava Jr	Slovak-Jr	20	1,200	13-3-3	41	1	2.02	-	-	-	-	-	-	-	-	-
	Slovakia	WJC-18	7	420	-	14	0	2.00	-	-	-	-	-	-	-	-	-
2003-04	Slovan Bratislava Jr	Slovak-Jr	29	1,694	-	51	-	1.81	-	-	-	1	45	6	0	8.00	-
	HK 91 Seica	Slovak-2	21	1,240	-	54	-	2.61	-	-	-	-	-	-	-	-	-
	Slovan Bratislava	Slovakia	12	650	-	18	0	1.66	-	-	-	-	-	-	-	-	-
2004-05	Lewiston	QMJHL	47	2,697	24-17-4	125	4	2.78	1,442	1,317	.906	8	460	27	0	3.52	4-4
	Slovakia	WJC	6	360	4-2-0	13	2	2.17	-	-	-	-	-	-	-	-	-
2005-06	Hamilton	AHL	13	786	7-6-0	30	3	2.29	410	380	.927	-	-	-	-	-	-
	Long Beach	ECHL	20	1,026	11-4-2	35	2	2.05	516	481	.932	4	252	13	0	3.10	2-2
2006-07	MONTREAL	NHL	16	912	10-6-0	44	2	2.89	469	425	.906	-	-	-	-	-	-
	Hamilton	AHL	28	1,618	16-11-0	54	6	2.00	796	742	.932	-	-	-	-	-	-
	Slovakia	WC	2	119	1-1-0	5	1	2.52	52	47	.904	-	-	-	-	-	-
2007-08	MONTREAL	NHL	6	285	2-1-1	10	1	2.11	151	141	.934	2	77	3	0	2.34	0-1
	Hamilton	AHL	28	1,630	15-10-2	57	2	2.10	803	746	.929	-	-	-	-	-	-
2008-09	MONTREAL	NHL	34	1,931	18-14-1	92	1	2.86	1,077	985	.915	1	20	0	0	0.00	0-0
	Slovakia	WC	4	189	1-2-0	10	0	3.17	78	68	.872	-	-	-	-	-	-
2009-10	MONTREAL	NHL	45	2,630	26-13-5	105	5	2.40	1,386	1,281	.924	18	1,013	43	0	2.55	9-9
	Slovakia	Olympics	7	423	3-4-0	17	1	2.41	173	156	.902	-	-	-	-	-	-
2010-11	ST. LOUIS	NHL	57	3,294	27-21-7	136	7	2.48	1,518	1,382	.910	-	-	-	-	-	-
	Slovakia	WC	6	354	2-4-0	15	0	2.54	165	150	.921	-	-	-	-	-	-
2011-12	ST LOUIS	NHL	46	2,747	26-12-7	90	6	1.97	1,211	1,121	.926	2	104	3	0	1.73	1-1
2012-13	ST LOUIS	NHL	16	813	6-5-1	29	3	2.14	286	257	.899	-	-	-	-	-	-
2013-14	ST LOUIS	NHL	40	2,238	24-9-4	83	4	2.23	1,002	919	.917	-	-	-	-	-	-
	Slovakia	Olympics	2	94	-	8	0	5.13	56	48	.857	-	-	-	-	-	-
2014-15	BUFFALO	NHL	-	-	-	-	-	-	-	-	-	-	-	-	-	-	-
	WASHINGTON	NHL	12	701	5-4-3	27	1	2.31	383	356	.930	-	-	-	-	-	-
	NY ISLANDERS	NHL	59	3,550	38-17-4	144	6	2.43	1,673	1,529	.914	7	418	16	0	2.30	3-4
	<b>NY ISLANDERS TOTALS</b>		<b>59</b>	<b>3,550</b>	<b>38-17-4</b>	<b>144</b>	<b>6</b>	<b>2.43</b>	<b>1,673</b>	<b>1,529</b>	<b>.914</b>	<b>7</b>	<b>418</b>	<b>16</b>	<b>0</b>	<b>2.30</b>	<b>3-4</b>
<b>NHL TOTALS</b>			<b>331</b>	<b>19,100</b>	<b>182-102-33</b>	<b>760</b>	<b>36</b>	<b>2.39</b>	<b>9,156</b>	<b>8,396</b>	<b>.917</b>	<b>30</b>	<b>1,633</b>	<b>65</b>	<b>0</b>	<b>2.39</b>	<b>13-15</b>

MANAGEMENT

41 JAROSLAV HALAK

IN THE SYSTEM

NHL ENTRY DRAFT

SOUND TIGERS

YEAR IN REVIEW



## 3 | TRAVIS HAMONIC | DEFENSEMAN

**SHOOTS:** RIGHT **HEIGHT:** 6-2 **WEIGHT:** 205 **BIRTHDAY:** 8.16.1990 **BIRTHPLACE:** ST. MALO, MB

### ISLANDERS TRANSACTIONS:

Selected by the Islanders in the second round (53rd overall) of the 2008 National Hockey League Draft. Agreed to a three-year, entry-level contract on May 27, 2010. Agreed to a seven-year contract on July 5, 2013.

### LAST SEASON:

Established career highs in points (33), assists (28) and plus-minus rating (+15) in 71 games during his fifth season with the Islanders... Matched his career high in goals (5)...Led all Islanders in average time on ice (21:47) and finished third overall in plus-minus...Led all defensemen in assists and placed fifth overall on the club...Recorded four multi-point games...Missed 11 games throughout the season due to injury...Missed four games with an upper-body injury from Oct. 23-30...Suffered an upper-body injury on Dec. 2 vs. Ottawa and missed six games...Played in his 300th NHL game on Feb. 17 at Carolina...Recorded his 100th NHL point (goal) on Feb. 21 at Washington...Suffered an MCL injury on Apr. 10 at Pittsburgh and missed the last game of the regular season.

### CAREER:

**2013-14:** Scored 18 points (3g/15a) during his fourth season with the Islanders...Finished second on the team in average time on ice (25:00) and blocked shots (132), fourth in penalty minutes (68) and sixth in plus-minus rating (+2)...Finished sixth in the NHL in even-strength time on ice (20:39)...Led the Islanders in time on ice in 38 games (18-15-5)...The Islanders went 11-2-1 when he recorded a point...Recorded four multi-point games (2a)...Appeared in his 200th NHL game on Nov. 9 at Columbus...Suffered an upper-body injury on Jan. 12 at Dallas and was placed on injured reserve on Jan. 28...Removed from IR on Feb. 6 after missing 12 games...Set a franchise record for penalty minutes in a period on Mar. 1 vs. New Jersey. It was also the team's highest single-game mark of the season...Served a one-game suspension on Mar. 2 vs. Florida for instigating a fight during the final five minutes of regulation on Mar. 1 vs. New Jersey. **2012-13:** Scored 10 points (3g/7a) in 48 games during his third NHL season with the Islanders...Was one of eight Islanders to appear in every game...Led the Islanders in shifts per game (27.2) and ranked fourth in average time on ice (22:48)...Scored the Islanders' first goal of the season on Jan. 19 vs. New Jersey...Recorded his 50th career assist on Mar. 22 vs. Pittsburgh...Scored his first career game-winning goal on Apr. 1 at New Jersey...Appeared in 21 games with the Bridgeport Sound Tigers (American Hockey League) during the NHL Lockout, recording 10 points (4g/6a) and two game-winning goals...Recorded three assists in Bridgeport's season opener at Connecticut on Oct. 12. **2011-12:** Scored 24 points (2g/22a) in 73 games during his second season with the Islanders...Led the team with a plus-6 rating...Finished second amongst team defensemen in points for the second-straight season and ranked sixth on the team in assists...Placed second on the team in shifts per game (26.1) and third in average time on ice (22:25)...Led the team in ice time in 15 games (The Islanders were 7-4-4 in those games)...Appeared in his 100th NHL game on Jan. 6 at Anaheim...Missed nine games due to injury after being struck in the face by a puck on Feb. 4 vs. Buffalo (underwent surgery to repair a broken nose)...Returned to the lineup on Feb. 24 vs. NY Rangers...Matched his career high with a three-point game (1g/2a) on Mar. 13 vs. Washington. **2010-11:** Scored 26 points (5g/21a) in 62 games as a rookie with the Islanders...Led all defensemen in goals and ranked second in assists and points...Ranked fourth on the team with 103 penalty minutes...Appeared in 19 AHL games with Bridgeport before being recalled by the Islanders for the remainder of the season...Totaled seven points (2g/5a) and 45 penalty minutes with Bridgeport...Recorded his first professional goal on the power play at Portland on Nov. 15...Had his first multi-point game at Manchester on Oct. 29, where he scored an overtime goal...Recalled from Bridgeport on emergency basis on Nov. 23. Was leading Bridgeport defensemen in scoring at time of recall...Made his NHL debut on Nov. 24 vs. Columbus...Recorded his first NHL point/assist on Dec. 2 vs. NY Rangers...Scored his first NHL goal on Feb. 1 at Atlanta (Pavelec)...Recorded his first two-assist game, including his 10th assist of the season, on Feb. 5 vs. Ottawa...Had three points (1g/2a) and a fight with a game misconduct on Feb. 11 vs. Pittsburgh.

### JUNIOR:

**2009-10:** Split his fourth Western Hockey League season between the Moose Jaw Warriors and Brandon Wheat Kings, totaling 44 points (11g/33a) in 31 regular season games...Despite playing in fewer than half of Moose Jaw's games, finished the season as the team's second-leading scoring defenseman...Traded to Brandon prior to the WHL playoffs and finished sixth on the team in postseason scoring with 11 points (4g/7a) in 15 games. **2008-09:** Established junior career highs in goals (13) and points (40) in 57 games during his third Western Hockey League season with Moose Jaw...Led all Moose Jaw defensemen in goals, assists (27) and points, ranking fifth overall on the team...Ranked second on the team with a career-high 126 penalty minutes...Practiced with Bridgeport at the completion of the season. **2007-08:** Scored 22 points (5g/17a) with a plus-5 rating and 101 penalty minutes in 61 games during his second WHL season with Moose Jaw...Notched one assist in six postseason games during his first WHL playoff action...Named the Warriors Scholastic Player of the Year and Humanitarian of the Year. **2006-07:** Netted three assists in 22 games as a rookie with Moose Jaw... Was Moose Jaw's ninth-round selection, 162nd overall, in the 2005 WHL Bantam Draft.

### INTERNATIONAL:

Won a silver medal with Team Canada at the 2010 World Junior Championships in Saskatoon and Regina. Led the team with a plus-9 rating...Won a gold medal with Team Canada at the Under-18 World Junior Championship in the Czech Republic...Won a silver medal with Team Manitoba at the 2007 Canada Winter Games.

### NHL PLAYOFFS:

**2015:** Missed the Islanders' First Round series against Washington due to an MCL injury. **2013:** Made his Stanley Cup Playoffs debut, recording one assist in six games during the Islanders' Eastern Conference Quarterfinals against Pittsburgh.

### MILESTONES:

<b>1st NHL Game:</b>	11/24/10 vs. CBJ
<b>1st NHL Goal:</b>	2/1/11 at ATL (Pavelec)
<b>1st NHL Assist/Point:</b>	12/2/11 vs. NYR
<b>100th NHL Game:</b>	1/6/12 at ANA
<b>200th NHL Game:</b>	11/9/13 at CBJ
<b>300th NHL Game:</b>	2/17/15 at CAR
<b>100th NHL Point:</b>	2/21/15 at WSH

### SINGLE GAME HIGHS:

<b>Goals:</b>	1 (18 times)	Last: 3/21/15 at NJD
<b>Assists:</b>	2 (13 times)	Last: 3/9/15 at TOR
<b>Points:</b>	3 (twice)	Last: 3/13/12 vs. WSH
<b>PIM:</b>	32	3/1/14 vs. NJ
<b>+/-:</b>	+4	3/31/11 vs. NYR
<b>TOI:</b>	30:30	3/27/14 at TBL

### HAMONIC VERSUS NHL:

TEAM	GP	G	A	PTS	PIM
ANA	6	0	1	1	0
ARI	6	0	1	1	0
BOS	15	0	6	6	4
BUF	16	0	7	7	16
CGY	5	0	3	3	0
CAR	17	1	7	8	16
CHI	6	1	1	2	8
COL	5	1	0	1	2
CBJ	9	1	1	2	3
DAL	5	0	1	1	6
DET	8	0	1	1	4
EDM	6	0	2	2	6
FLA	12	1	3	4	32
LAK	5	0	1	1	8
MIN	6	0	1	1	0
MTL	14	0	1	1	8
NSH	6	0	1	1	2
NJD	25	3	6	9	52
NYI	-	-	-	-	-
NYR	22	1	11	12	38
OTT	14	1	5	6	0
PHI	19	1	1	2	8
PIT	24	2	9	11	77
SJS	5	0	0	0	6
STL	2	0	1	1	0
TBL	14	0	2	2	10
TOR	16	0	7	7	22
VAN	6	0	3	3	0
WSH	17	4	5	9	6
WPG	12	1	5	6	13

# 3 | TRAVIS HAMONIC | DEFENSEMAN

## CAREER STATISTICS:

SEASON	CLUB	REGULAR SEASON										PLAYOFFS						
		LEA	GP	G	A	PTS	PIM	PP	SH	GW	+/-	GP	G	A	PTS	PIM	+/-	
2006-07	Moose Jaw	WHL	22	0	3	3	30	0	0	0	-2	-	-	-	-	-	-	
2007-08	Moose Jaw	WHL	61	5	17	22	101	2	0	0	+5	6	0	1	1	6	-4	
	Canada	WJC-18	7	0	2	2	14	-	-	-	+4	-	-	-	-	-	-	
2008-09	Moose Jaw	WHL	57	13	27	40	126	8	0	2	-31	-	-	-	-	-	-	
2009-10	Moose Jaw	WHL	31	10	29	39	48	7	0	1	+6	-	-	-	-	-	-	
	Brandon	WHL	10	1	4	5	17	0	0	0	+6	15	4	7	11	23	-2	
	Canada	WJC	6	1	2	3	0	-	-	-	+9	-	-	-	-	-	-	
2010-11	Bridgeport	AHL	19	2	5	7	45	1	0	1	-6	-	-	-	-	-	-	
	NY ISLANDERS	NHL	62	5	21	26	103	1	0	0	+4	-	-	-	-	-	-	
2011-12	NY ISLANDERS	NHL	73	2	22	24	73	1	0	0	+6	-	-	-	-	-	-	
2012-13	Bridgeport	AHL	21	4	6	10	37	1	0	2	-2	-	-	-	-	-	-	
	NY ISLANDERS	NHL	48	3	7	10	28	1	0	1	-8	6	0	1	1	23	-4	
2013-14	NY ISLANDERS	NHL	69	3	15	18	68	2	0	0	+2	-	-	-	-	-	-	
2014-15	NY ISLANDERS	NHL	71	5	28	33	85	1	0	0	+15	-	-	-	-	-	-	
<b>NY ISLANDERS TOTALS</b>				<b>323</b>	<b>18</b>	<b>93</b>	<b>111</b>	<b>357</b>	<b>6</b>	<b>0</b>	<b>1</b>	<b>+19</b>	<b>6</b>	<b>0</b>	<b>1</b>	<b>1</b>	<b>23</b>	<b>-4</b>
<b>NHL TOTALS</b>				<b>323</b>	<b>18</b>	<b>93</b>	<b>111</b>	<b>357</b>	<b>6</b>	<b>0</b>	<b>1</b>	<b>+19</b>	<b>6</b>	<b>0</b>	<b>1</b>	<b>1</b>	<b>23</b>	<b>-4</b>

MANAGEMENT

3 TRAVIS HAMONIC

IN THE SYSTEM

NHL ENTRY DRAFT

SOUND TIGERS

YEAR IN REVIEW



## 14 | THOMAS HICKEY | DEFENSEMAN

**SHOOTS:** LEFT **HEIGHT:** 6-0 **WEIGHT:** 189 **BIRTHDAY:** 2.8.1989 **BIRTHPLACE:** CALGARY, AB

### ISLANDERS TRANSACTIONS:

Claimed off waivers by the NY Islanders from the Los Angeles Kings on January 15, 2013. Agreed to a two-year contract on July 18, 2013. Agreed to a three-year contract on July 1, 2015.

### TRANSACTIONS:

Selected by the Los Angeles Kings in the first round (4th overall) of the 2007 National Hockey League Draft. Agreed to a three-year, entry-level contract with Los Angeles on July 17, 2008. Agreed to a one-year deal with Los Angeles on July 17, 2012.

### LAST SEASON:

Matched his career high with 22 points, including a career-best 20 assists in 81 games during his third season with the Islanders... Led all Islanders defensemen in games played and finished fourth in points and assists...The Islanders went 15-3-0 when he recorded a point...Blocked 136 shots, the second most on the team...Missed his only game of the season on Nov. 24 vs. Washington due to illness, ending his consecutive games-played streak at 103...Recorded two points (1g/1a), including the overtime winner on Dec. 2 vs. Ottawa...Appeared in his 200th NHL game on Apr. 7 at Philadelphia.

### CAREER:

**2013-14:** Established career highs in goals (4), assists (18), points (22), penalty minutes (34) and games (82) during his second season with the Islanders...Led the Islanders with a plus-5 rating... Was the only Islander to appear in all 82 games...Tied for the lead among Islanders defensemen in goals and finished second in points and assists...Had a three-point night (1g/2a) with a plus-4 rating on Dec. 29 at Minnesota...Had an assist and a plus-4 rating on Jan. 23 vs. Pittsburgh, becoming the first Isles defenseman with multiple plus-4 games in a season since Roman Hamrlik (2002-2003)...Appeared in his 100th NHL game on Feb. 27 vs. Toronto. **2012-13:** Recorded four points (1g/3a) in 37 games during his rookie campaign with the Islanders...Finished second on the team in plus-minus (+9)...Made his NHL debut on Jan. 27 at Winnipeg...Scored his first NHL goal in overtime on Feb. 21 at Montreal...Recorded his first career assist and two-point game (2a) on Mar. 5 vs. Montreal...Appeared in 33 games with the Manchester Monarchs of the American Hockey League during the NHL lockout, scoring 12 points (3g/9a) with a plus-4 rating. **2011-12:** Posted AHL career-highs in assists (23), points (26) and plus-minus (+16) during his third season with Manchester...Led the team with a plus-16 rating...Was one of two players to appear in all 76 regular season games for Manchester...Named to the AHL Eastern Conference All-Star roster... Appeared in all four games of the 2012 Calder Cup Eastern Conference Quarterfinals, recording a team-high four assists...Awarded the Monarchs Community Service Award along with teammate Andrew Campbell. **2010-11:** Scored 24 points (6g/18a) in 77 games with Manchester during his second AHL season...Set a career high with six goals...Served as an alternate captain...Recorded a team season-high, four-game assist streak (4a) from Dec. 10-17 and had points in five straight games from Dec. 10-18...Registered two assists in seven games during the 2011 Calder Cup Atlantic Division Semifinals. **2009-10:** Recorded six points (1g/5a) in 19 games during his first professional season with Manchester (AHL)...Missed 55 games with an upper-body injury...Posted three assists in four games during the 2010 Calder Cup Playoffs...Missed 12 playoff games with a lower-body injury. **2008-09:** Recorded seven points (1g/6a) and two penalty minutes in seven games with Manchester after concluding his junior career with the Seattle Thunderbirds (Western Hockey League)...Made his professional debut with Manchester on Apr. 1 vs. Lowell, recording two assists.

### NHL PLAYOFFS:

**2015:** Played in all seven games of the Islanders' First Round series against Washington...Co-led the team with a plus-5 rating... Recorded an assist. **2013:** Made his Stanley Cup Playoffs debut, appearing in two games during the Islanders' Eastern Conference Quarterfinals against Pittsburgh.

### INTERNATIONAL:

Won consecutive gold medals with Team Canada at the 2008 and 2009 World Junior Championships, serving as captain of the 2009 club...Played for Canada-Pacific at the 2006 World Under-17 Hockey Challenge and was named a First-Team All-Star.

### JUNIOR:

**2008-09:** Scored a career-high 51 points (16g/35a) with a plus-37 rating in 57 games with Seattle during his fourth WHL season... Served as team captain...Led Seattle defensemen in scoring and ranked 10th among WHL defensemen and fifth among Western Conference blueliners...Named to the WHL Western Conference First All-Star Team for the second straight season...Appeared in five playoff games with Seattle, recording three points (2g/1a). **2007-08:** Recorded 45 points (11g/34a) with a plus-20 rating in 63 games with Seattle...Led team defensemen in goals, assists and points...Named a WHL First-Team All-Star...Added 10 points (1g/9a) in nine playoff games, finishing second on the team in postseason scoring. **2006-07:** Scored 50 points (9g/41a) in 68 games during his second WHL season with Seattle...Named a WHL Second-Team All-Star...Led the team in assists and finished third overall in points and first among defensemen...Tied for eighth among WHL defensemen in points and sixth in assists...Added seven points (3g/4a) in 11 playoff games. **2005-06:** Led Seattle defensemen in points as a WHL rookie, scoring 28 (1g/27a) in 69 games...Named Seattle's Rookie of the Year...Recorded four points (1g/3a) in seven WHL Playoff games. **2004-05:** Made his WHL debut with Seattle, scoring three points (2g/1a) in five games late in the season.

### MILESTONES:

<b>1st NHL Game:</b>	1/27/13 at WPG
<b>1st NHL Goal/Point:</b>	2/21/13 at MTL (Price/OT)
<b>1st NHL Assist:</b>	3/5/13 vs. MTL
<b>100th NHL Game:</b>	2/27/14 vs. TOR
<b>200th NHL Game:</b>	4/7/15 at PHI

### SINGLE GAME HIGHS:

<b>Goals:</b>	1 (seven times)	Last: 12/2/14 vs. OTT
<b>Assists:</b>	2 (five times)	Last: 2/10/15 vs. EDM
<b>Points:</b>	3	12/29/13 at MIN
<b>PIM:</b>	6	11/10/13 at MTL
<b>+/-:</b>	+4 (twice)	Last: 1/23/14 vs. PIT
<b>TOI:</b>	26:28	4/13/14 at BUF

### HICKEY VERSUS NHL:

TEAM	GP	G	A	PTS	PIM
ANA	4	0	2	2	2
ARI	4	0	1	1	2
BOS	8	0	2	2	2
BUF	9	0	1	1	6
CGY	4	1	2	3	2
CAR	11	0	3	3	6
CHI	4	0	0	0	0
COL	4	0	0	0	0
CBJ	8	1	3	4	2
DAL	4	0	2	2	4
DET	6	0	0	0	0
EDM	4	0	3	3	2
FLA	9	0	2	2	2
LAK	4	0	0	0	0
MIN	4	1	3	4	2
MTL	9	1	3	4	8
NSH	4	0	0	0	0
NJD	12	0	1	1	4
NYI	-	-	-	-	-
NYR	13	1	0	1	4
OTT	9	1	3	4	4
PHI	9	0	2	2	4
PIT	13	1	5	6	6
SJS	4	0	0	0	0
STL	4	0	1	1	0
TBL	8	0	1	1	4
TOR	8	0	0	0	0
VAN	4	0	0	0	0
WSH	11	0	1	1	2
WPG	7	0	0	0	0

# 14 | THOMAS HICKEY | DEFENSEMAN

## CAREER STATISTICS:

SEASON	CLUB	REGULAR SEASON										PLAYOFFS					
		LEA	GP	G	A	PTS	PIM	PP	SH	GW	+/-	GP	G	A	PTS	PIM	+/-
2003-04	Calgary	CBHL	32	13	25	38	51	-	-	-	-	-	-	-	-	-	-
2004-05	Calgary	AMHL	33	9	13	22	36	-	-	-	-	-	-	-	-	-	-
	Seattle	WHL	5	2	1	3	6	1	0	-	-1	-	-	-	-	-	-
2005-06	Seattle	WHL	69	1	27	28	53	0	1	-	+2	7	1	3	4	10	+2
2006-07	Seattle	WHL	68	9	41	50	70	6	0	0	+15	11	3	4	7	4	-4
2007-08	Seattle	WHL	63	11	34	45	49	9	0	-	+20	9	1	9	10	4	E
	Canada	WJC	7	0	1	1	4	-	-	-	-	-	-	-	-	-	-
2008-09	Seattle	WHL	57	16	35	51	30	6	1	-	+37	5	2	1	3	4	-1
	Canada	WJC	6	0	3	3	2	-	-	-	-	-	-	-	-	-	-
	Manchester	AHL	7	1	6	7	2	1	0	0	-1	-	-	-	-	-	-
2009-10	Manchester	AHL	19	1	5	6	12	0	0	0	-4	4	0	3	3	0	E
2010-11	Manchester	AHL	77	6	18	24	38	0	1	0	+9	7	0	2	2	0	E
2011-12	Manchester	AHL	76	3	23	26	36	2	0	0	+16	4	0	4	4	2	+4
2012-13	Manchester	AHL	33	3	9	12	12	2	0	0	+4	-	-	-	-	-	-
	NY ISLANDERS	NHL	39	1	3	4	8	0	0	1	+9	2	0	0	0	2	-2
2013-14	NY ISLANDERS	NHL	82	4	18	22	34	0	0	0	+5	-	-	-	-	-	-
2014-15	NY ISLANDERS	NHL	81	2	20	22	26	0	0	1	-12	7	0	1	1	2	+5
	<b>NY ISLANDERS TOTALS</b>		<b>202</b>	<b>7</b>	<b>41</b>	<b>48</b>	<b>68</b>	<b>0</b>	<b>0</b>	<b>2</b>	<b>+2</b>	<b>9</b>	<b>0</b>	<b>1</b>	<b>1</b>	<b>4</b>	<b>+3</b>
	<b>NHL TOTALS</b>		<b>202</b>	<b>7</b>	<b>41</b>	<b>48</b>	<b>68</b>	<b>0</b>	<b>0</b>	<b>2</b>	<b>+2</b>	<b>9</b>	<b>0</b>	<b>1</b>	<b>1</b>	<b>4</b>	<b>+3</b>

MANAGEMENT

14 THOMAS HICKEY

IN THE SYSTEM

NHL ENTRY DRAFT

SOUND TIGERS

YEAR IN REVIEW



## 86 | NIKOLAY KULEMIN | LEFT WING

**SHOOTS:** LEFT **HEIGHT:** 6-1 **WEIGHT:** 225 **BIRTHDAY:** 7.14.1986 **BIRTHPLACE:** MAGNITOGORSK, RUSSIA

### ISLANDERS TRANSACTIONS:

Signed by the Islanders as a free agent to a four-year deal on July 2, 2014.

### CAREER TRANSACTIONS:

Selected by the Toronto Maple Leafs in the second round (44th overall) of the 2006 National Hockey League Draft. Agreed to a two-year deal with Toronto on July 2, 2010. Agreed to a two-year deal with Toronto on July 20, 2012. Agreed to a one-year deal with Metallurg Magnitogorsk of the KHL during the NHL work stoppage on September 17, 2012.

### LAST SEASON:

Scored 31 points (15g/16a) in 82 games during his first season with the Islanders...Was one of three Islanders to appear in every game (Nelson, Tavares)...Led the team with three shorthanded goals and four shorthanded points...Had five multi-point games...The Islanders were 18-5-1 when he scored a point...Recorded his 200th NHL point on Oct. 25 vs. Dallas...Had three points (2g/1a), including his third SHG of the season on Jan. 19 vs. Philadelphia...Appeared in his 500th NHL game on Apr. 4 vs. Buffalo.

### CAREER:

**2013-14:** Scored 20 points (9g/11a) in 70 games during his sixth season with the Toronto Maple Leafs...Tied for second on the team with four game-winning goals...Missed 12 games from Oct. 5-30 with an ankle injury suffered during practice on Oct. 4. **2012-13:** Played in all 48 games for the Maple Leafs during the abbreviated NHL season, collecting 23 points (7g/16a) in his fifth season with Toronto... Played 36 games for Magnitogorsk (KHL), collecting 38 points (14g/24a) with 26 penalty minutes...Collected a career-high three assists, registered a plus-3 rating and was named Second Star on Jan. 23 at Pittsburgh...Recorded his 100th NHL assist on Apr. 20 at Ottawa. **2011-12:** Scored 28 points (7g/21a) in 70 games during his fourth season with Toronto...Tied for second on the team in plus-minus (+2)...Scored on a penalty shot on Dec. 16 at Buffalo (Ryan Miller)...Played in his 300th career NHL game on Mar. 7 at Pittsburgh...Suffered a finger injury on Mar. 13 at Florida and missed the final 12 games of season. **2010-11:** Established career highs in goals (30), assists (27), points (57) and games played (82) during his third season with Toronto...Finished second on the team in goals and game-winning goals (5) and was third in plus-minus (+7)...Established career highs for plus/minus, penalty minutes (26), power-play goals (5), game-winning goals and shots (173)...Scored a goal in three-consecutive games from Nov. 2-6...Collected a career high four points (2g/2a) on Jan. 7 at Atlanta...Recorded his 100th NHL point (1a) on Jan. 15 vs. Calgary...Suffered a facial injury on Jan. 24 at Carolina...Played his 200th NHL game on Jan. 25 at Tampa Bay...Registered a season-high, six-game point streak (5g/3a) from Feb. 1-10...Had a career-high, four-game goal streak (4g) from Feb. 5-10...Scored his 30th goal of the season on Apr. 5 vs. Washington. **2009-10:** Played 78 games during his second season with Toronto, scoring 36 points (16g/20a) with 16 penalty minutes...Led the team in overtime goals (2) and shorthanded goals (1)...Finished second in game-winning goals (3)...Recalled from the Toronto Marlies (American Hockey League) on Oct. 1...Posted his first career multi-goal game (2g) on Oct. 28 at Dallas...Played in his 100th NHL game and scored a goal on Dec. 10 at Boston...Registered a six-game point streak (4g/4a) from Mar. 7-16...Was a healthy scratch four times, all in October. **2008-09:** Played 73 games as a rookie with Toronto, collecting 31 points (15g/16a)...Played five AHL games for the Toronto Marlies...Scored the game-winning goal in his NHL debut on Oct. 9 at Detroit...Recorded his first NHL assist on Oct. 23 at Boston...Assigned to the Marlies on Jan. 7...Recalled from the Marlies on Jan. 11...Missed four games due to an ankle injury from Jan. 13-19...Assigned to the Marlies on Jan. 23 and recalled on Jan. 26...Did not play on Mar. 19 at Florida due to the birth of his son...Recorded three points (1g/2a) on Mar. 21 at Montreal and Apr. 3 at Philadelphia...Missed the final game of the season due to an ankle injury (Apr. 11). **2007-08:** Played 57 games for Magnitogorsk of the Russian Super League, collecting 33 points (21g/12a) with 63 penalty minutes...Ranked first on Magnitogorsk goals (tie) and fourth in penalty minutes...Tied for fifth in the Russian Super League in goals and 18th in points...Played 11 playoff games for Magnitogorsk, scoring four points (2g/2a) with 29 penalty minutes...Ranked second in Magnitogorsk playoff penalty minutes. **2006-07:** Played 54 games for Magnitogorsk during his second season in the Russian Super League, collecting 39 points (27g/12a)...Led Magnitogorsk in goals and ranked second in points...Was second in Russian Super League goals, eighth in points and tied for fifth in plus-minus (+17)...Played 15 playoff games for Magnitogorsk, collecting 11 points (10g/1a) with 10 penalty minutes...Led Magnitogorsk in playoff goals and playoff points (tie)...Led the Russian Super League in playoff goals and was second in points (tie). **2005-06:** Scored 12 points (5g/7a) in 31 games for Magnitogorsk of the Russian Super League...Played 11 playoff games for Magnitogorsk, collecting six points (2g/4a)...Played four games for Magnitogorsk-2 of the Russia-3 League, scoring four points (3g/1a). **2004-05:** Played 43 games for Magnitogorsk-2 of the Russia-3 League, posting 22 points (9g/13a) with 44 penalty minutes...Led the team in goals, assists, points and penalty minutes...Ranked sixth in Russia-3 League goals, 3rd in assists (tie) and fifth in points. **2003-04:** Played 43 games for Magnitogorsk-2 of the Russia-3 League, collecting 26 points (8g/18a) with 91 penalty minutes.

### NHL PLAYOFFS:

**2015:** Played in all seven games of the Islanders' First Round series against Washington...Recorded a goal and an assist...Scored the game winner in Game 6, the last game ever played at Nassau Coliseum. **2013:** Played seven playoff games for the Maple Leafs, collecting one assist. Made NHL playoff debut in game one of the Eastern Conference Quarterfinals on May 1 at Boston...Recorded his first career NHL playoff point (assist) on May 4 at Boston.

### INTERNATIONAL:

Represented Russia at the 2014 Olympic Games in Sochi...Skated with Russia at seven World Championships (2015 - Czech Republic; 2014 - Minsk; 2012 - Helsinki/Stockholm; 2011 - Slovakia; 2010 - Germany; 2007 - Russia; 2006 - Latvia), winning gold in 2014 and 2012, silver in 2015 and 2010, and bronze in 2007. Won silver at the 2006 World Junior Championships (Vancouver) and gold at the 2004 World Under-18 Junior Championships (Minsk).

### MILESTONES:

<b>1st NHL Game:</b>	10/9/08 at DET
<b>1st NHL Goal/Point:</b>	10/9/08 at DET (Osgood)
<b>1st NHL Assist:</b>	10/23/08 at BOS
<b>100th NHL Game:</b>	10/15/11 vs. NYR
<b>100th NHL Point:</b>	1/15/11 vs. CGY
<b>200th NHL Game:</b>	1/25/11 at TBL
<b>300th NHL Game:</b>	3/7/12 vs. PIT
<b>100th NHL Assist:</b>	4/20/13 at OTT
<b>400th NHL Game:</b>	2/27/14 at NYI
<b>500th NHL Game:</b>	4/4/15 vs. BUF

### SINGLE GAME HIGHS:

<b>Goals:</b>	2 (six times)	Last: 1/19/15 vs. PHI
<b>Assists:</b>	3	1/23/13 at PIT
<b>Points:</b>	4	Last: 1/7/11 at ATL
<b>PIM:</b>	15	10/28/14 vs. WPG
<b>+/-:</b>	+3 (six times)	Last: 4/11/15 vs. CBJ
<b>TOI:</b>	22:39 (twice)	Last: 11/26/10 at BUF

### KULEMIN VERSUS NHL:

TEAM	GP	G	A	PTS	PIM
ANA	7	0	1	1	2
ARI	8	0	3	3	2
BOS	34	4	7	11	12
BUF	34	9	8	17	8
CGY	11	2	2	4	4
CAR	22	6	9	15	4
CHI	7	2	1	3	0
COL	7	4	4	8	0
CBJ	10	4	2	6	2
DAL	8	6	3	9	0
DET	11	1	1	2	0
EDM	10	2	1	3	0
FLA	25	4	4	8	8
LAK	8	2	2	4	0
MIN	7	0	2	2	0
MTL	34	4	11	15	2
NSH	6	1	2	3	0
NJD	25	4	3	7	20
NYI	21	5	3	8	4
NYR	25	2	6	8	4
OTT	33	4	10	14	10
PHI	24	9	8	17	6
PIT	26	2	13	15	0
SJS	8	1	2	3	0
STL	8	1	2	3	0
TBL	24	8	5	13	14
TOR	3	0	0	0	0
VAN	10	1	2	3	2
WSH	25	3	5	8	8
WPG	22	7	6	13	19

# 86 | NIKOLAY KULEMIN | LEFT WING

## CAREER STATISTICS:

SEASON	CLUB	REGULAR SEASON										PLAYOFFS					
		LEA	GP	G	A	PTS	PIM	PP	SH	GW	+/-	GP	G	A	PTS	PIM	+/-
2003-04	Magnitogorsk	Russia-343	8	18	26	91	-	-	-	-	-	-	-	-	-	-	-
	Russia	WJC-18	6	0	2	2	2	-	-	-	+3	-	-	-	-	-	-
2004-05	Magnitogorsk	Russia-360	27	21	48	54	-	-	-	-	-	-	-	-	-	-	
2005-06	Magnitogorsk	Russia	31	5	7	12	8	-	-	-	+8	11	2	4	6	6	+7
	Magnitogorsk	Russia-3	4	3	1	4	4	-	-	-	-	-	-	-	-	-	-
	Russia	WJC	4	4	2	6	25	-	-	-	+3	-	-	-	-	-	-
2006-07	Magnitogorsk	Russia	54	27	12	39	42	-	-	-	+18	15	10	1	11	10	+8
	Russia	WC	9	2	1	3	0	-	-	-	+4	-	-	-	-	-	-
2007-08	Magnitogorsk	Russia	57	21	12	33	63	-	-	-	-6	11	2	2	4	29	-3
2008-09	TORONTO	NHL	73	15	16	31	18	2	0	1	-8	-	-	-	-	-	-
	Toronto	AHL	5	0	0	0	0	0	0	0	-2	-	-	-	-	-	-
2009-10	TORONTO	NHL	78	16	20	36	16	0	1	3	E	-	-	-	-	-	-
	Russia	WC	9	2	3	5	25	-	-	-	+6	-	-	-	-	-	-
2010-11	TORONTO	NHL	82	30	27	57	26	5	1	5	+7	-	-	-	-	-	-
	Russia	WC	9	1	0	1	2	-	-	-	-4	-	-	-	-	-	-
2011-12	TORONTO	NHL	70	7	21	28	6	1	0	1	+2	-	-	-	-	-	-
	Russia	WC	10	1	3	4	0	-	-	-	+4	-	-	-	-	-	-
2012-13	Magnitogorsk	KHL	36	14	24	38	26	-	-	-	+25	-	-	-	-	-	-
	TORONTO	NHL	48	7	16	23	22	0	0	0	-5	7	0	1	1	0	-9
2013-14	TORONTO	NHL	70	9	11	20	24	0	0	4	-4	-	-	-	-	-	-
2014-15	NY ISLANDERS	NHL	82	15	16	31	21	0	3	0	+7	7	1	1	2	2	E
	<b>NY ISLANDERS TOTALS</b>		<b>82</b>	<b>15</b>	<b>16</b>	<b>31</b>	<b>21</b>	<b>0</b>	<b>3</b>	<b>0</b>	<b>+7</b>	<b>7</b>	<b>1</b>	<b>1</b>	<b>2</b>	<b>2</b>	<b>E</b>
	<b>NHL TOTALS</b>		<b>503</b>	<b>99</b>	<b>127</b>	<b>226</b>	<b>133</b>	<b>8</b>	<b>5</b>	<b>14</b>	<b>-1</b>	<b>14</b>	<b>1</b>	<b>2</b>	<b>3</b>	<b>2</b>	<b>-9</b>

MANAGEMENT

86 NIKOLAY KULEMIN

IN THE SYSTEM

NHL ENTRY DRAFT

SOUND TIGERS

YEAR IN REVIEW





## 2 | NICK LEDDY | DEFENSEMAN

**SHOOTS:** LEFT **HEIGHT:** 6-0 **WEIGHT:** 199 **BIRTHDAY:** 3.20.1991 **BIRTHPLACE:** EDEN PRAIRIE, MN

### ISLANDERS TRANSACTIONS:

Acquired in a trade from the Chicago Blackhawks with Kent Simpson in exchange for TJ Brennan, Ville Pokka and Anders Nilsson on October 4, 2014. Agreed to a seven-year deal on February 24, 2015.

### CAREER TRANSACTIONS:

Selected by the Minnesota Wild in the first round (16th overall) of the 2009 National Hockey League Draft. Traded from Minnesota to Chicago, along with Kim Johnsson, in exchange for Cam Barker on Feb. 12, 2010. Signed a two-year deal with Chicago on July 3, 2013.

### LAST SEASON:

Led all Islanders defensemen in points, goals and plus-minus rating, scoring 37 points (10g/27a) with a career-high 10 goals in 78 games during his first season with the Islanders and fifth National Hockey League campaign...Finished second on the team in plus-minus rating with a career-high plus-18...Recorded eight multi-point games, including a season-high three-point game (1g/2a) on Feb. 19 vs. Nashville...Recorded his first career two-game goal scoring streak (2g/1a) from Oct. 14-16...Scored his 100th career point (goal) on Nov. 11 vs. Colorado...Appeared in his 300th NHL game on Jan. 10 at Columbus...Had two points (1g/1a) and a career-high, plus-4 rating on Jan. 19 vs. Philadelphia...Missed four games with an upper-body injury from March 10-17...Recorded his 100th NHL assist in the final regular season game at Nassau Coliseum on Apr. 11 vs. Columbus.

### CAREER:

**2013-14:** Scored 31 points (7g/24a) in 82 games during his fourth and final season with Chicago...Ranked third among team defensemen in points, led the club's blueliners with four power-play goals and ranked second with 10 power-play points...Recorded a career-high 123 shots on goal...Equaled a career high with two assists on four occasions...Skated in his 200th NHL game on Nov. 23 at Vancouver...Recorded a career-high seven shots on Dec. 3 vs. Dallas. **2012-13:** Opened the work-stoppage shortened season with the Rockford IceHogs of the American Hockey League before appearing in all 48 NHL games with Chicago...Finished third among Blackhawks defensemen with 18 points (6g/12a)...Matched a career-long, four-game point streak (4a) from Jan. 19-24...Netted his first career overtime game-winner on Jan. 27 vs. Detroit...Tallied 16 points (3G, 13A) in 31 regular-season games with Rockford. **2011-12:** Ranked second among team defensemen with 34 assists and 37 points in 82 games with Chicago...Recorded five multi-point games...Compiled two four-game point streaks (Nov. 13-19, 5A; Jan. 14-20, 4A)...Logged a regular-season career-high 27:59 of ice time on Jan. 2 vs. Edmonton...Skated in his 100th career game on Feb. 7 at Colorado. **2010-11:** Recorded four goals and three assists in 46 games as a rookie with Chicago...Was the third-youngest defenseman to play in the NHL during the season...Made his NHL debut on Oct. 7 at Colorado (age: 19y, 199d)...Recorded his first NHL goal on Oct. 11 at Buffalo...Logged a season-high 23:11 of ice time on Feb. 27 vs. Phoenix...Tallied his third goal of the campaign on March 13 at Washington, becoming the second defenseman in franchise history to score at least three goals in a season before turning 20 (B. Gadsby, 1946-47)...Collected his first career NHL assist on March 20 at Phoenix...Notched his first NHL multi-point game (1g/1a) on April 6 vs. St. Louis...Posted 10 points (2G, 8A) in 22 regular-season contests with Rockford.

### NHL PLAYOFFS:

**2015:** Recorded a playoff career-high five assists in seven games during the Islanders' First Round series against Washington. **2014:** Registered a postseason career-high five points and four assists in 18 Stanley Cup Playoffs games as Chicago advanced to the Western Conference Semi Finals...Posted a playoff career-long three-game point streak (1g/2a) from May 18-24. **2013:** Won the 2013 Stanley Cup Championship with Chicago...Skated in a playoff career-high 26:00 on June 12 in Game 1 of the Stanley Cup Final vs. Boston. **2012:** Recorded three points (1g/2a) in six games vs. Arizona in the 2012 Western Conference Quarterfinals...Tallied his first NHL postseason point (assist) in Game 2 on April 14...Logged his first NHL postseason goal and a playoff career-high 5 SOG in Game 5 on April 21. **2011:** Skated in all seven games of the 2011 WCQF vs. Vancouver in his Stanley Cup Playoffs debut...Was the third-youngest player to appear in the playoffs that year.

### INTERNATIONAL:

Won a bronze medal with Team USA at the 2011 World Junior Championship in Buffalo, posting two assists in five contests... Represented Team USA at the U18 Ivan Hlinka Memorial Tournament in 2008, recording two assists in four games.

### COLLEGE:

**2009-10:** Played one season at the University of Minnesota of the Western Collegiate Hockey Association...Finished second among NCAA freshmen with 11 points (3G, 8A) in 30 games...Missed nine games due to injury (Nov. 1-28).

### HIGH SCHOOL:

**2008-09:** Won the 2009 Mr. Hockey Award, given annually to the most outstanding senior high school hockey player in the state of Minnesota...Led Eden Prairie High School to the 2009 Minnesota Class 2A State Championship, the first in school history...Paced team defensemen with 37 points (8g/29a) in 25 regular-season games and added eight points (4/4a) in six postseason contests.

### MILESTONES:

<b>1st NHL Game:</b>	10/7/10 at COL
<b>1st NHL Goal/Point:</b>	10/11/10 at BUF (Miller)
<b>1st NHL Assist:</b>	3/20/11 at PHX
<b>100th NHL Game:</b>	2/7/12 at COL
<b>200th NHL Game:</b>	11/23/13 at VAN
<b>100th NHL Point:</b>	11/11/14 vs. COL
<b>300th NHL Game:</b>	1/10/15 at CBJ
<b>100th NHL Assist:</b>	4/11/15 vs. CBJ

### SINGLE GAME HIGHS:

<b>Goals:</b>	1 (30 times)	Last: 3/7/15 at FLA
<b>Assists:</b>	2 (16 times)	Last: 4/11/15 vs. CBJ
<b>Points:</b>	3 (twice)	Last: 2/19/15 vs. NAS
<b>PIM:</b>	4	2/5/13 at SJS
<b>+/-:</b>	+4	1/19/15 vs. PHI
<b>TOI:</b>	27:59	1/2/12 vs. EDM

### LEDDY VERSUS NHL:

TEAM	GP	G	A	PTS	PIM
ANA	13	2	3	5	4
ARI	15	0	6	6	0
BOS	7	0	1	1	0
BUF	8	2	1	3	0
CGY	14	1	2	3	0
CAR	8	0	2	2	0
CHI	1	0	1	1	0
COL	16	1	2	3	4
CBJ	20	1	11	12	4
DAL	16	3	3	6	6
DET	20	3	6	9	2
EDM	13	0	7	7	6
FLA	9	1	3	4	0
LAK	12	1	2	3	2
MIN	17	1	8	9	0
MTL	6	0	0	0	0
NSH	22	4	7	11	2
NJD	7	1	1	2	0
NYI	5	0	1	1	0
NYR	8	2	0	2	0
OTT	6	0	1	1	2
PHI	8	1	2	3	2
PIT	9	1	3	4	2
SJS	13	1	5	6	4
STL	20	1	8	9	2
TBL	8	0	2	2	0
TOR	7	1	5	6	4
VAN	13	0	1	1	2
WSH	8	1	2	3	0
WPG	7	1	4	5	0

## 2 | NICK LEDDY | DEFENSEMAN

### CAREER STATISTICS:

SEASON	REGULAR SEASON											PLAYOFFS					
	CLUB	LEA	GP	G	A	PTS	PIM	PP	SH	GW	+/-	GP	G	A	PTS	PIM	+/-
2006-07	Eden Prairie	HIGH-MN	28	2	16	18	10	-	-	-	-	-	-	-	-	-	-
2007-08	Eden Prairie	HIGH-MN	27	6	22	28	14	-	-	-	-	-	-	-	-	-	-
	USNTDP-U18	USDP	4	0	2	2	-	-	-	-	-	-	-	-	-	-	-
2008-09	Eden Prairie	HIGH-MN	31	12	33	45	26	-	-	-	-	-	-	-	-	-	-
	Team Southwest	USHS	24	9	11	20	-	-	-	-	-	-	-	-	-	-	-
2009-10	Minnesota	WCHA	30	3	8	11	4	1	0	1	+6	-	-	-	-	-	-
2010-11	CHICAGO	NHL	46	4	3	7	4	0	0	0	-3	7	0	0	0	0	-1
	Rockford	AHL	22	2	8	10	2	0	0	0	-7	-	-	-	-	-	-
	United States	WJC	6	0	3	3	0	0	0	0	+1	-	-	-	-	-	-
2011-12	CHICAGO	NHL	82	3	34	37	10	0	0	0	-12	6	1	2	3	0	+1
2012-13	CHICAGO	NHL	48	6	12	18	10	2	0	2	+15	23	0	2	2	4	-8
	Rockford	AHL	31	3	13	16	12	1	0	0	-2	-	-	-	-	-	-
2013-14	CHICAGO	NHL	82	7	24	31	10	4	0	1	+10	18	1	4	5	6	-3
2014-15	NY ISLANDERS	NHL	78	10	27	37	14	1	0	1	+18	7	0	5	5	0	E
	<b>NY ISLANDERS TOTALS</b>			<b>78</b>	<b>10</b>	<b>27</b>	<b>37</b>	<b>14</b>	<b>1</b>	<b>0</b>	<b>+18</b>	<b>7</b>	<b>0</b>	<b>5</b>	<b>5</b>	<b>0</b>	<b>E</b>
	<b>NHL TOTALS</b>			<b>336</b>	<b>30</b>	<b>100</b>	<b>130</b>	<b>48</b>	<b>7</b>	<b>0</b>	<b>+28</b>	<b>61</b>	<b>2</b>	<b>13</b>	<b>15</b>	<b>10</b>	<b>-11</b>

MANAGEMENT

2 NICK LEDDY

IN THE SYSTEM

NHL ENTRY DRAFT

SOUND TIGERS

YEAR IN REVIEW



## 27 | ANDERS LEE | LEFT WING

SHOOTS: LEFT HEIGHT: 6-3 WEIGHT: 228 BIRTHDAY: 7.3.1990 BIRTHPLACE: EDINA, MN

### ISLANDERS TRANSACTIONS:

Selected by the Islanders in the sixth round (152nd overall) of the 2009 National Hockey League Draft. Agreed to a two-year, entry-level contract on April 1, 2013. Accepted his qualifying offer on July 11, 2014. Agreed to a four-year deal on June 30, 2015.

### LAST SEASON:

Scored 41 points (25g/16a) in 76 games as a rookie with the Islanders...Finished fourth among NHL rookies in goals and sixth in points... Ranked second on the Islanders in goals and game-winning goals (6), fifth in plus-minus rating (+9) and sixth in points...Had six multi-point games, including three multi-goal games and a career-high, four-point (4a), plus-4 game on Feb. 14 vs. Columbus...Named one of the three Stars of the Game 11 times, including two First Star honors...Began the season with the Bridgeport Sound Tigers of the American Hockey League, scoring five points (3g/2a) in five games before being recalled on Oct. 22...Reached the 20-goal mark on Feb. 24 vs. Arizona...Had a six-game point streak (3g/3a) from Feb. 28 - Mar. 10...Played his 100th NHL game on Apr. 11 vs. Columbus.

### CAREER:

**2013-14:** Scored 14 points (9g/5a) in 22 games with the Islanders during his first professional season...Started the season with Bridgeport (AHL), scoring 41 points (22g/19a) in 54 games...Finished first on Bridgeport in goals and second in points...With the Islanders, tied for fourth on the team with a plus-3 rating...Earned Star of the Game honors in six games...Recorded five multi-point games...Earned his first recall of the season on Feb. 24 and remained with the club through the season's end...Recorded his first two-goal game in his season debut on Feb. 27 vs. Toronto...Posted 10 points (6g/4a) in his first nine games of the season with the Islanders, including four multi-point games.

### NHL PLAYOFFS:

**2015:** Made his Stanley Cup Playoffs debut, appearing in five games during the Islanders' First Round series against Washington...Posted one assist in the series.

### INTERNATIONAL:

Won a bronze medal with Team USA at the 2015 World Championships in the Czech Republic.

### COLLEGE/JUNIOR:

**2012-13:** Led the Notre Dame Fighting Irish in points (38) for the third-straight season during his junior campaign in the Central Collegiate Hockey Association...Led the team and tied for first in the CCHA with 20 goals...Served as team captain...Played in all 41 games...Named team MVP, First Team All-CCHA and Second Team CCHA Hockey Division I West All-American...Was a finalist for the CCHA Player of the Year and CCHA Top Defensive Forward awards...Won the CCHA Warrior Player of the Month in November...Led his club to a CCHA tournament championship and NCAA tournament berth...Joined the Islanders after the conclusion of his college season...Scored a goal on his first shot in his NHL debut with the Islanders on Apr. 2 vs. Winnipeg...Recorded his first NHL assist in his second career game on Apr. 6 vs. Tampa Bay.  
**2011-12:** Led Notre Dame in goals (17) for the second straight season and finished second in points (34) in 40 games as a sophomore in the CCHA...Tied for the team lead with seven power-play goals...Recorded an even plus-minus rating. **2010-11:** Led Notre Dame in goals (24) in 44 games as a freshman...Ranked second on the team with 44 points, finished third with 20 assists and ranked fourth in plus-minus rating (+19)...Tied for first on the team with six power-play goals...Was named to the CCHA All-Rookie Team and was a second-team all-CCHA selection...Was a three-time CCHA Rookie of the Week selection and a three-time CCHA Rookie of the Month pick (Oct., Dec., Feb.)...Scored a hat trick in his first game vs. Holy Cross on Oct. 8. **2009-10:** Led Green Bay (United States Hockey League) in goals (35) and points (66) in 59 games during his rookie USHL season...Posted a team-high, plus-38 rating...Led the team with nine game-winning goals...Added a team-high 22 points (10g/12a) in 12 playoff games, with a team-best plus-10 rating.

### MILESTONES:

<b>1st NHL Game:</b>	4/2/13 vs. WPG
<b>1st NHL Goal/Point:</b>	4/2/13 vs. WPG (Pavelec)
<b>1st NHL Assist:</b>	4/6/14 vs. TBL
<b>100th NHL Game:</b>	4/11/15 vs. CBJ

### SINGLE GAME HIGHS:

<b>Goals:</b>	2 (five times)	Last: 4/7/15 at PHI
<b>Assists:</b>	4	2/14/15 vs. CBJ
<b>Points:</b>	4	2/14/15 vs. CBJ
<b>PIM:</b>	7	11/26/14 vs. WAS
<b>+/-:</b>	+4	2/14/15 vs. CBJ
<b>TOI:</b>	22:54	2/22/15 vs. VAN

### LEE VERSUS NHL:

TEAM	GP	G	A	PTS	PIM
ANA	2	0	0	0	0
ARI	2	1	0	1	2
BOS	3	0	0	0	2
BUF	5	3	1	4	0
CGY	3	0	0	0	0
CAR	3	1	1	2	4
CHI	2	0	0	0	0
COL	2	1	0	1	0
CBJ	6	1	4	5	0
DAL	2	2	0	2	2
DET	3	1	1	2	0
EDM	3	1	1	2	4
FLA	5	2	1	3	4
LAK	2	0	0	0	0
MIN	3	0	2	2	2
MTL	4	1	0	1	2
NSH	2	1	1	2	0
NJD	7	1	0	1	4
NYI	-	-	-	-	-
NYR	4	2	0	2	0
OTT	5	0	0	0	2
PHI	4	3	0	3	0
PIT	4	1	2	3	0
SJS	2	1	1	2	0
STL	2	0	0	0	2
TBL	5	1	2	3	4
TOR	3	4	1	5	2
VAN	3	1	1	2	0
WSH	5	3	1	4	9
WPG	4	3	2	5	2

# 27 | ANDERS LEE | LEFT WING

## CAREER STATISTICS:

SEASON	CLUB	REGULAR SEASON										PLAYOFFS					
		LEA	GP	G	A	PTS	PIM	PP	SH	GW	+/-	GP	G	A	PTS	PIM	+/-
2006-07	St. Thomas	HIGH-MN25	21	23	44	32	-	-	-	-	-	-	-	-	-	-	-
2007-08	Edina	HIGH-MN25	25	18	43	18	-	-	-	-	-	-	-	-	-	-	
2008-09	Edina	HIGH-MN25	20	46	66	22	-	-	-	-	-	-	-	-	-	-	
2009-10	Green Bay	USHL	59	35	31	66	54	-	-	-	+38	12	10	12	22	13	+10
2010-11	Notre Dame	CCHA	44	24	20	44	16	6	1	7	-	-	-	-	-	-	
2011-12	Notre Dame	CCHA	40	17	17	34	24	7	0	1	-	-	-	-	-	-	
2012-13	Notre Dame	CCHA	41	20	18	38	37	44	1	2	-	-	-	-	-	-	
	NY ISLANDERS	NHL	2	1	1	2	0	0	0	0	-3	-	-	-	-	-	
2013-14	Bridgeport	AHL	54	22	19	41	83	9	0	5	+1	-	-	-	-	-	
	NY ISLANDERS	NHL	22	9	5	14	14	2	0	0	+3	-	-	-	-	-	
2014-15	NY ISLANDERS	NHL	76	25	16	41	47	7	0	6	+9	5	0	1	1	7	-2
	United States	WC	10	1	4	5	2	0	0	0	-1	-	-	-	-	-	
	<b>NY ISLANDERS TOTALS</b>		<b>100</b>	<b>35</b>	<b>22</b>	<b>57</b>	<b>47</b>	<b>7</b>	<b>0</b>	<b>6</b>	<b>+9</b>	<b>5</b>	<b>0</b>	<b>1</b>	<b>1</b>	<b>7</b>	<b>-2</b>
	<b>NHL TOTALS</b>		<b>100</b>	<b>35</b>	<b>22</b>	<b>57</b>	<b>47</b>	<b>7</b>	<b>0</b>	<b>6</b>	<b>+9</b>	<b>5</b>	<b>0</b>	<b>1</b>	<b>1</b>	<b>7</b>	<b>-2</b>

MANAGEMENT

27 ANDERS LEE

IN THE SYSTEM

NHL ENTRY DRAFT

SOUND TIGERS

YEAR IN REVIEW



## 17 | MATT MARTIN | LEFT WING

**SHOOTS:** LEFT **HEIGHT:** 6-3 **WEIGHT:** 220 **BIRTHDAY:** 5.8.1989 **BIRTHPLACE:** WINDSOR, ON

### ISLANDERS TRANSACTIONS:

Selected by the Islanders in the fifth round (148th overall) of the 2008 National Hockey League Draft. Agreed to a four-year contract on September 14, 2012.

### LAST SEASON:

Matched his career highs in goals (8) and points (14) in 78 games during his fifth full season with the Islanders...Broke his own National Hockey League record for hits in a season, with 382 (hits became an official stat in 2005-06), marking the fourth straight season he led the league in hits...Led the team in penalty minutes (114)...Earned First Star honors and scored a goal in his 300th NHL game on Nov. 22 vs. Pittsburgh...Suffered a shoulder injury on Apr. 4 vs. Buffalo and missed the final three games of the regular season...Won his fourth straight Bob Nystrom Award, given annually to the islander who best exemplifies leadership, hustle and dedication.

### CAREER:

**2013-14:** Scored 14 points (8g/6a) in 79 games during his fourth full season with the Islanders...Set a career high in goals and matched his career mark in points...Led the NHL in hits for the third straight season with 359...Finished second on the team in penalty minutes (90) and third on the team in game-winning goals (3)...Led all Islanders with 10 major penalties...Won his third straight Bob Nystrom Award...Missed three games with a lower-body injury from Feb. 27 - Mar. 2...Scored two goals, including the game winner, and went plus-4 on Mar. 25 at Carolina. **2012-13:** Scored 11 points (4g/7a) in 48 games during his third season with the Islanders...Led the NHL in hits (234) for the second-consecutive season...Led the Islanders in penalty minutes (63) and major penalties (7)...Was one of eight Islanders to appear in every game...Had a two-point game (1g/1a), including his first career power-play goal on Mar. 5 vs. Montreal...Played his 200th NHL game on Apr. 25 at Philadelphia...Won the Bob Nystrom Award for the second straight season, given annually to the Islander who best exemplifies leadership, hustle and dedication. **2011-12:** Led the NHL with 374 hits during his second season with the Islanders, setting a new NHL record (he later surpassed his own record in 2014-15)...Established career highs in games played (80)...Scored 14 points (7g/7a)...His career-high 15 major penalties tied for eighth in the league...Placed second on the team in short-handed points (2a)...Missed two games due to illness from Mar. 10-11...Won the Bob Nystrom Award. **2010-11:** Recorded 14 points (5g/9a) in 68 games as an Islanders rookie...Finished third on the team with 147 penalty minutes and second on the team with 13 fighting majors...Ranked fourth in the NHL with 299 hits, despite playing in fewer games than every other top-10 hitter in the league...Opened the season with the Bridgeport Sound Tigers (American Hockey League), posting three points (1g/2a) in seven games before being recalled from loan on Oct. 25...Made his Islanders season debut on Oct. 27 at Montreal...Scored his first NHL goal (A. Auld) and recorded his first fighting major of the season (H. Gill) in his second game on Oct. 29 vs. Montreal...Was assessed a two-game suspension for his hit on Vernon Fiddler on Dec. 18 vs. Phoenix...Posted 27 penalty minutes, including a game misconduct on Feb. 11 vs. Pittsburgh (received a four-game suspension)...Scored two goals on Feb. 24 at Philadelphia. **2009-10:** Spent most of his first professional season with Bridgeport, while also skating in five games with the Islanders...Tallied 31 points (12g/19a) in 76 games with Bridgeport, finishing sixth on the team in points and goals and seventh in assists...Recorded two assists in his NHL debut on Feb. 9 vs. Nashville...Recorded his first NHL fight on Feb. 10 at Pittsburgh (T. Kennedy)... Made his professional playoff debut with Bridgeport, scoring one goal and two assists in five first-round Calder Cup Playoff games against the eventual AHL Champion Hershey Bears.

### NHL PLAYOFFS:

**2015:** Played in seven games during the Islanders' First Round series against Washington, recording one assist. **2013:** Made his Stanley Cup Playoffs debut, scoring one goal in six games during the Islanders' Eastern Conference Quarterfinals against Pittsburgh.

### JUNIOR:

**2008-09:** Posted Junior career highs in goals (35), assists (30) and points (65) in 61 Ontario Hockey League games with the Sarnia Sting...Added three goals in five playoff games...Served as team captain. **2007-08:** Ranked third on Sarnia in goals (25) and finished with 38 points...Ranked second on the team with 155 penalty minutes...Scored six points (3g/3a) in nine playoff games. **2006-07:** Posted six points (3g/3a) in 39 games as a rookie with Sarnia.

### MILESTONES:

**1st NHL Game:** 2/9/10 vs. NSH  
**1st NHL Assist/Point:** 2/9/10 vs. NSH  
**1st NHL Goal:** 10/29/10 vs. MTL (Auld)  
**100th NHL Game:** 12/10/11 vs. PIT  
**200th NHL Game:** 4/25/13 at PHI  
**300th NHL Game:** 11/22/14 vs. PIT

### SINGLE GAME HIGHS:

**Goals:** 2 (twice) Last: 3/25/14 at CAR  
**Assists:** 2 (twice) Last: 11/17/11 vs. MTL  
**Points:** 2 (five times) Last: 3/25/14 at CAR  
**PIM:** 27 2/11/11 vs. PIT  
**+/-:** +4 3/25/14 at CAR  
**TOI:** 18:29 3/29/14 vs. NJ

### MARTIN VERSUS NHL:

TEAM	GP	G	A	PTS	PIM
ANA	7	1	0	1	17
ARI	6	1	0	1	6
BOS	16	0	1	1	11
BUF	16	1	2	3	32
CGY	6	0	1	1	0
CAR	19	2	1	3	30
CHI	7	0	2	2	2
COL	6	0	0	0	17
CBJ	9	1	0	1	18
DAL	6	0	1	1	25
DET	8	0	4	4	2
EDM	6	1	1	2	7
FLA	15	1	3	4	9
LAK	6	0	1	1	5
MIN	7	1	1	2	5
MTL	17	2	3	5	17
NSH	6	0	3	3	9
NJD	23	1	1	2	24
NYI	-	-	-	-	-
NYR	24	2	1	3	64
OTT	17	2	0	2	21
PHI	23	2	3	5	59
PIT	25	3	1	4	78
SJS	6	0	0	0	0
STL	6	1	1	2	9
TBL	16	4	1	5	33
TOR	16	0	3	3	8
VAN	6	2	0	2	7
WSH	18	1	1	2	35
WPG	15	3	1	4	11

# 17 | MATT MARTIN | LEFT WING

## CAREER STATISTICS:

SEASON	REGULAR SEASON											PLAYOFFS					
	CLUB	LEA	GP	G	A	PTS	PIM	PP	SH	GW	+/-	GP	G	A	PTS	PIM	+/-
2005-06	Blenheim	OHA-C	40	11	12	23	102	-	-	-	-	-	-	-	-	-	-
2006-07	Sarnia	OJHL-B	9	2	5	7	16	-	-	-	-	4	0	0	0	0	-
	Sarnia	OHL	39	3	3	6	52	-	-	-	-	-	-	-	-	-	-
2007-08	Sarnia	OHL	66	25	13	38	155	-	-	-	-	9	3	3	6	16	-
2008-09	Sarnia	OHL	61	35	30	65	142	17	1	1	+6	5	3	0	3	10	-
2009-10	NY ISLANDERS	NHL	5	0	2	2	26	0	0	0	-1	-	-	-	-	-	-
	Bridgeport	AHL	76	12	19	31	113	4	1	1	E	5	1	2	3	4	E
2010-11	NY ISLANDERS	NHL	68	5	9	14	147	0	0	1	-13	-	-	-	-	-	-
	Bridgeport	AHL	7	1	2	3	11	0	0	0	E	-	-	-	-	-	-
2011-12	NY ISLANDERS	NHL	80	7	7	14	121	0	0	1	-17	-	-	-	-	-	-
2012-13	NY ISLANDERS	NHL	48	4	7	11	63	1	0	1	-2	6	1	0	1	14	E
2013-14	NY ISLANDERS	NHL	79	8	6	14	90	0	0	3	-11	-	-	-	-	-	-
2014-15	NY ISLANDERS	NHL	78	8	6	14	114	0	0	2	-4	7	0	1	1	12	+1
	<b>NY ISLANDERS TOTALS</b>		<b>358</b>	<b>32</b>	<b>37</b>	<b>69</b>	<b>561</b>	<b>-48</b>	<b>1</b>	<b>0</b>	<b>8</b>	<b>13</b>	<b>1</b>	<b>1</b>	<b>2</b>	<b>26</b>	<b>+1</b>
	<b>NHL TOTALS</b>		<b>358</b>	<b>32</b>	<b>37</b>	<b>69</b>	<b>561</b>	<b>-48</b>	<b>1</b>	<b>0</b>	<b>8</b>	<b>13</b>	<b>1</b>	<b>1</b>	<b>2</b>	<b>26</b>	<b>+1</b>

MANAGEMENT

17 MATT MARTIN

IN THE SYSTEM

NHL ENTRY DRAFT

SOUND TIGERS

YEAR IN REVIEW



## 42 | SCOTT MAYFIELD | DEFENSEMAN

**SHOOTS:** RIGHT **HEIGHT:** 6-4 **WEIGHT:** 224 **BIRTHDAY:** 10.14.1992 **BIRTHPLACE:** ST. LOUIS, MO

### ISLANDERS TRANSACTIONS:

Selected by the Islanders in the second round (34th overall) of the 2011 National Hockey League Draft. Agreed to an Entry-Level Contract on Apr. 5, 2013.

### LAST SEASON:

Scored 14 points (1g/13a) in 69 games during his second professional season with the Bridgeport Sound Tigers of the American Hockey League...Ranked second on the team with 173 penalty minutes...Had one two-point game (2a) on Jan. 16 vs. Providence.

### CAREER:

**2013-14:** Scored 18 points (3g/15a) in 71 games as a rookie with Bridgeport (AHL)...Ranked 11th overall on the team in scoring and first among rookie defensemen...Finished fourth on the team with 129 penalty minutes...Appeared in five NHL games with the Islanders, collecting seven penalty minutes...Was recalled by the Islanders on Apr. 5...Made his NHL debut on Apr. 6 at Columbus...Recorded his first NHL fighting major on Apr. 13 at Buffalo (Nicolas Deslauriers).

### COLLEGE/JUNIOR:

**2012-13:** Scored 17 points (4g/13a) with a team-leading 112 penalty minutes in 39 games with the University of Denver Pioneers during his second and final season in the Western Collegiate Hockey Association...Following his college season, joined the Bridgeport Sound Tigers on an amateur tryout contract...Made his professional debut on Apr. 9 vs. Worcester...Had a plus-2 rating in a 5-4 overtime loss vs. Portland on Apr. 16...Finished with two penalty minutes and a plus-1 rating in six AHL games. **2011-12:** Scored 12 points (3g/9a) in 42 games as a freshman at the University of Denver (WCHA)...Posted a plus-5 rating...Led the team with 27 penalties for 76 penalty minutes...Recorded 118 hits and 56 blocked shots...Scored his first career goal on Oct. 2 vs. Minnesota State...Named WCHA Rookie of the Week on Feb 14. **2010-11:** Recorded 16 points (7g/9a) with 159 penalty minutes in 52 games during his second season with the Youngstown Phantoms of the United States Hockey League...Led Youngstown defensemen in goals and points...Named to the USHL All-Star Team...Named MVP at the 2010 World Junior A Challenge after winning gold with Team USA. **2009-10:** Scored 22 points (10g/12a) with 145 penalty minutes in 59 games with Youngstown during his rookie USHL season...Led Youngstown defensemen in goals and points...Won a gold medal for the U.S. at the 2010 World Junior A Challenge and was selected tournament MVP and to the First All-Star Team.

### STANLEY CUP PLAYOFFS:

**2015:** Made his Stanley Cup Playoffs debut, appearing in two games during the Islanders' First Round series against Washington.

### MILESTONES:

**1st NHL Game** 4/6/14 at CBJ

### SINGLE GAME HIGHS:

**Goals:** 0  
**Assists:** 0  
**Points:** 0  
**PIM:** 7 4/13/14 at BUF  
**+/-:** E (three times) Last: 4/11/14 at NJD  
**TOI:** 20:35 4/11/14 at NJD

### MAYFIELD VERSUS NHL:

TEAM	GP	G	A	PTS	PIM
ANA	0	0	0	0	0
ARI	0	0	0	0	0
BOS	0	0	0	0	0
BUF	1	0	0	0	7
CGY	0	0	0	0	0
CAR	0	0	0	0	0
CHI	0	0	0	0	0
COL	0	0	0	0	0
CBJ	1	0	0	0	0
DAL	0	0	0	0	0
DET	0	0	0	0	0
EDM	0	0	0	0	0
FLA	0	0	0	0	0
LAK	0	0	0	0	0
MIN	0	0	0	0	0
MTL	1	0	0	0	0
NSH	0	0	0	0	0
NJD	1	0	0	0	0
NYI	-	-	-	-	-
NYR	0	0	0	0	0
OTT	1	0	0	0	0
PHI	0	0	0	0	0
PIT	0	0	0	0	0
SJS	0	0	0	0	0
STL	0	0	0	0	0
TBL	0	0	0	0	0
TOR	0	0	0	0	0
VAN	0	0	0	0	0
WSH	0	0	0	0	0
WPG	0	0	0	0	0

# 42 | SCOTT MAYFIELD | DEFENSEMAN

## CAREER STATISTICS:

SEASON	REGULAR SEASON										PLAYOFFS						
	CLUB	LEA	GP	G	A	PTS	PIM	PP	SH	GW	+/-	GP	G	A	PTS	PIM	+/-
2009-10	Youngstown	USHL	59	10	12	22	145	4	2	2	-4	-	-	-	-	-	-
2010-11	Youngstown	USHL	52	7	9	16	159	3	0	2	-18	-	-	-	-	-	-
2011-12	U. of Denver	WCHA	42	3	9	12	76	1	0	1	-	-	-	-	-	-	-
2012-13	U. of Denver	WCHA	39	4	13	17	112	2	0	0	-	-	-	-	-	-	-
	Bridgeport	AHL	6	0	0	0	2	0	0	0	+1	-	-	-	-	-	-
2013-14	Bridgeport	AHL	71	3	15	18	129	0	0	1	E	-	-	-	-	-	-
	NY ISLANDERS	NHL	5	0	0	0	7	0	0	0	-3	-	-	-	-	-	-
2014-15	Bridgeport	AHL	69	1	13	14	173	0	0	-	-12	-	-	-	-	-	-
	NY ISLANDERS	NHL	-	-	-	-	-	-	-	-	-	2	0	0	0	0	-1
	<b>NYI TOTALS</b>		<b>5</b>	<b>0</b>	<b>0</b>	<b>0</b>	<b>7</b>	<b>0</b>	<b>0</b>	<b>0</b>	<b>-3</b>	<b>2</b>	<b>0</b>	<b>0</b>	<b>0</b>	<b>0</b>	<b>-1</b>
	<b>NHL TOTALS</b>		<b>5</b>	<b>0</b>	<b>0</b>	<b>0</b>	<b>7</b>	<b>0</b>	<b>0</b>	<b>0</b>	<b>-3</b>	<b>2</b>	<b>0</b>	<b>0</b>	<b>0</b>	<b>0</b>	<b>-1</b>

MANAGEMENT

42 SCOTT MAYFIELD

IN THE SYSTEM

NHL ENTRY DRAFT

SOUND TIGERS

YEAR IN REVIEW





## 29 | BROCK NELSON | CENTER

**SHOOTS:** LEFT **HEIGHT:** 6-3 **WEIGHT:** 206 **BIRTHDAY:** 10.15.1991 **BIRTHPLACE:** WARROAD, MN

### ISLANDERS TRANSACTIONS:

Selected by the Islanders in the first round (30th overall) of the 2010 National Hockey League Draft. Signed an entry-level contract on April 3, 2012.

### LAST SEASON:

Scored 42 points (20g/22a) with a plus-6 rating in 82 games, notching career highs in all offensive categories, during his second season with the Islanders...Finished third on the team in goals and fifth in points...Was one of three Islanders to appear in all 82 games (Kulemin, Tavares)...Scored 10 power-play goals, the second highest total on the team...Had eight multi-point games, including a career-high, four-point game (2g/2a) - his first career multi-point game - in the season opener on Oct. 10 at Carolina...Opened the season with a three-game point streak (4g/3a) from Oct. 10-14...Had another three-game point streak (1g/2a) from Oct. 21-15...Scored a goal in his 100th NHL game on Dec. 9 at Minnesota.

### CAREER:

**2013-14:** Scored 26 points (14g/12a) in 72 games during his rookie season with the Islanders...Led all Islanders rookies in goals and points...Finished fifth overall on the team in goals and sixth in points...Scored seven power-play points (3g/4a)...Went 3-for-4 in the shootout, tying for the second-most shootout goals on the team...Recorded his first career point (1a) on Oct. 8 vs. Phoenix...Broke NHL training camp with the Islanders...Was loaned to Bridgeport on Oct. 19 and recalled on Oct. 21 after playing one AHL game...Scored his first NHL goal on Oct. 22 vs. Vancouver (Luongo)...Recorded his first NHL two-point game (1g/1a) on Jan. 18 at Philadelphia...Scored a goal at Yankee Stadium on Jan. 29 vs. NY Rangers...Had a four-game point streak (2g/2a) from Mar. 7-15. **2012-13:** Led the Bridgeport Sound Tigers (American Hockey League) in points (52), power play goals (11) and short-handed goals (2) during his first professional season...Ranked second on the team in assists (27) and shots (187) in 66 games...Finished second among AHL rookies in points and short-handed points (4), and finished third in goals and power-play goals...His 25 goals set a Bridgeport rookie record, passing Rhett Rakhshani's mark of 24 during the 2010-11 campaign...Scored his first pro goal and added an assist in the season opener on Oct. 12 at Connecticut...Had a five-game goal-scoring streak from Nov. 3-11, and had multi-point performances in four of those five contests...Scored four goals and added four assists in seven games in December before suffering a broken jaw at Norfolk on Dec. 14; missed 10 games due to injury...Scored a hat trick on Feb. 2 vs. Norfolk...Had a five-game point streak (3g/5a) from Feb. 1-16...Recorded at least one shot on goal in 64-of-66 games.

### NHL PLAYOFFS:

**2015:** Scored two goals in seven games during the Islanders' First Round series against Washington. **2013:** Made his NHL debut with the Islanders in Game 6 of the Eastern Conference Quarterfinals vs. Pittsburgh on May 11.

### INTERNATIONAL:

Won a bronze medal with Team USA at the 2015 World Championships in the Czech Republic...Led his team in goals (6), assists (4), points (10), plus-minus (+7) and game-winning goals (3).

### COLLEGE:

**2011-12:** Led the University of North Dakota (Western Collegiate Hockey Association) in points (47) and goals (28) as a sophomore...Ranked third in the nation in goals and tied for 12th in points...Named to the all-tournament teams for the Red Baron WCHA Final Five and the NCAA West Regional...Led North Dakota to a third-straight Broadmoor Trophy as WCHA Champion...Named Inside College Hockey's "Breakthrough Player of the Year" and to the 2011-12 All-College Hockey News Second Team...Joined Bridgeport (AHL) on an amateur tryout, making his professional debut on Apr. 7 at Providence...Appeared in the final four games of the regular season with Bridgeport and played in two Calder Cup Playoff games. **2010-11:** Scored 21 points (8g/13a) in 42 games as a freshman at North Dakota...Tied for seventh on the team in goals and tied for fifth in power-play goals (4).

### HIGH SCHOOL:

**2009-10:** Recorded a point in every game of his senior season at Warroad High School in Minnesota...Scored 73 points (39 goals, 34 assists) in 25 games (2.92 PPG)...Scored a goal in all but two games...Was one of 10 finalists for the Mr. Hockey Award, given annually to the most outstanding High School senior hockey player in Minnesota. **2008-09:** Posted 76 points (45g/31a) in 31 games during his junior campaign at Warroad.

### PERSONAL:

His uncle, Dave Christian, was a member of the 1980 United States Olympic Gold Medal-winning team and enjoyed an NHL career that spanned over 1,000 games and totaled 773 points. His grandfather, Billy Christian, and great uncle, Roger Christian, played on Team USA's 1960 Gold Medal-winning men's hockey team. His great uncle Gordon Christian played hockey for the University of North Dakota (1947-1950) and was a member of the U.S. Olympic team that won silver in 1956.

### MILESTONES:

<b>1st NHL Game:</b>	2/7/12 at PHI
<b>1st NHL Assist/Point:</b>	10/8/13 vs. PHX
<b>1st NHL Goal:</b>	10/22/13 vs. VAN
<b>100th NHL Game:</b>	12/9/14 at MIN

### SINGLE GAME HIGHS:

<b>Goals:</b>	2	10/10/14 at CAR
<b>Assists:</b>	2	10/10/14 at CAR
<b>Points:</b>	4	10/10/14 at CAR
<b>PIM:</b>	4	12/29/14 vs. WAS
<b>+/-:</b>	+3 (twice)	Last: 1/19/15 vs. PHI
<b>TOI:</b>	23:02	11/16/13 vs. DET

### NELSON VERSUS NHL:

TEAM	GP	G	A	PTS	PIM
ANA	4	0	1	1	2
ARI	4	1	2	3	2
BOS	6	0	0	0	2
BUF	5	2	1	3	0
CGY	4	1	0	1	0
CAR	7	4	3	7	0
CHI	3	0	0	0	0
COL	4	1	1	2	0
CBJ	7	0	0	0	4
DAL	4	3	2	5	0
DET	6	3	2	5	2
EDM	3	1	0	1	2
FLA	6	0	1	1	0
LAK	4	1	0	1	0
MIN	4	1	1	2	2
MTL	6	2	1	3	0
NSH	4	1	1	2	0
NUJ	9	0	1	1	4
NYI	-	-	-	-	-
NYR	10	2	3	5	2
OTT	6	2	2	4	4
PHI	7	2	2	4	2
PIT	7	2	2	4	0
SJS	4	1	0	1	0
STL	3	0	0	0	0
TBL	6	2	3	5	0
TOR	6	0	0	0	0
VAN	4	1	1	2	2
WSH	7	0	2	2	6
WPG	4	1	2	3	0

# 29 | BROCK NELSON | CENTER

## CAREER STATISTICS:

SEASON	REGULAR SEASON											PLAYOFFS					
	CLUB	LEA	GP	G	A	PTS	PIM	PP	SH	GW	+/-	GP	G	A	PTS	PIM	+/-
2007-08	Warroad	High-MN	31	14	9	23	-	-	-	-	-	-	-	-	-	-	-
2008-09	Warroad	High-MN	31	45	36	81	-	-	-	-	-	-	-	-	-	-	-
2009-10	Warroad	High-MN	25	39	34	73	38	-	-	-	-	6	14	8	22	8	-
2010-11	North Dakota	WCHA	42	8	13	21	27	4	0	1	-	-	-	-	-	-	-
	United States	WJC	5	0	1	1	0	0	0	0	-1	-	-	-	-	-	-
2011-12	North Dakota	WCHA	42	28	19	47	4	10	1	6	-	-	-	-	-	-	-
	Bridgeport	AHL	4	0	0	0	0	0	0	0	-1	2	0	0	0	0	E
2012-13	Bridgeport	AHL	66	25	27	52	34	11	2	6	E	-	-	-	-	-	-
	NY ISLANDERS	NHL	-	-	-	-	-	-	-	-	-	1	0	0	0	0	-1
2013-14	NY ISLANDERS	NHL	72	14	12	26	12	3	0	1	-10	-	-	-	-	-	-
	Bridgeport	AHL	1	0	1	1	2	0	0	0	+2	-	-	-	-	-	-
2014-15	NY ISLANDERS	NHL	82	20	22	42	24	10	0	3	+6	6	2	0	2	2	+1
	United States	WC	10	6	4	10	8	1	0	3	+7	-	-	-	-	-	-
<b>NY ISLANDERS TOTALS</b>			<b>154</b>	<b>34</b>	<b>34</b>	<b>68</b>	<b>36</b>	<b>13</b>	<b>0</b>	<b>4</b>	<b>-4</b>	<b>7</b>	<b>2</b>	<b>0</b>	<b>2</b>	<b>2</b>	<b>E</b>
<b>NHL TOTALS</b>			<b>154</b>	<b>34</b>	<b>34</b>	<b>68</b>	<b>36</b>	<b>13</b>	<b>0</b>	<b>4</b>	<b>-4</b>	<b>7</b>	<b>2</b>	<b>0</b>	<b>2</b>	<b>2</b>	<b>E</b>

MANAGEMENT

29 BROCK NELSON

IN THE SYSTEM

NHL ENTRY DRAFT

SOUND TIGERS

YEAR IN REVIEW



## 51 | FRANS NIELSEN | CENTER

SHOOTS: LEFT HEIGHT: 6-1 WEIGHT: 188 BIRTHDAY: 4.24.1984 BIRTHPLACE: HERNING, DENMARK

### ISLANDERS TRANSACTIONS:

Selected by the Islanders in the third round (87th overall) of the 2002 National Hockey League Entry Draft. Agreed to a four-year contract on July 19, 2008. Agreed to a four-year contract extension on February 7, 2012.

### LAST SEASON:

Scored 43 points (14g/29a) in 78 games during his ninth NHL season with the Islanders...Finished fourth on the team in points and assists...Placed second on the club in shorthanded points (1g/2a) and third in game-winning goals (4) and power-play points (4g/14a)...Had seven multi-point games...Named a "Star of the Game" six times, including two First Star honors...Scored his first NHL hat trick on Oct. 25 vs. Dallas, scoring all three goals in the third period with his final tally in the final second of regulation...Had a three-point game (2g/1a) on Dec. 31 at Winnipeg...Had a five-game point streak (1g/4a), including a four-game assist streak, from Jan. 13-27...Played in his 500th NHL game on Feb. 8 in Buffalo...Had three straight multi-point games (2g/4a) from Feb. 14-17 and a four-game assist/point streak (2g/5a) from Feb. 14-19...Suffered an undisclosed injury on Apr. 4 vs. Buffalo and missed the final three games of the regular season.

### CAREER:

**2013-14:** Established career highs in goals (25), assists (33) and points (58) in 80 games during his eighth season with the Islanders...Finished second on the team in goals and third in assists and points...Ranked second on the team with 20 power-play points (5g/15a)...Scored two short-handed goals...Went 8-for-15 in the shootout, finishing second in the league in shootout goals and tying for third in shootout-deciding goals (4)...Had 10 multi-point games...Was named a Star of the Game 11 times, including two First Star honors...Recorded a three-assist game, including the 200th point of his career, on Oct. 8 vs. Phoenix...Posted back-to-back, three-point games (1g/2a) on Oct. 22 vs. Vancouver and Oct. 25 at Pittsburgh...Had a four-game goal/point streak (4g/4a) from Oct. 19-26...Appeared in his 400th NHL game on Dec. 12 at Phoenix...Suffered a hand injury on Feb. 8 vs. Colorado and was placed on injured reserve...Returned to the lineup on Mar. 2 vs. Florida after missing two games...Reached the 20-goal mark for the first time in his career on Mar. 10 at Vancouver...Recorded his 250th career point (goal) on Apr. 8 vs. Ottawa. **2012-13:** Finished fourth on the Islanders in scoring with 29 points (6g/23a) in 48 games during his seventh NHL season...Was one of eight Islanders to appear in all 48 games...Recorded six multi-point games...Tied for third in the NHL with two shootout-deciding goals...Had a three-game assist streak (5a) from Jan. 27-31...Had a three-game assist streak (3a) from March 22-26...Had a four-game point streak (1g/4a) from Apr. 1-6...Recorded his 20th assist on Apr. 11 at Boston, becoming the first Islander since Kenny Jonsson to have at least five seasons with 20 assists and the first since Patrick Flatley (1989-90 to 1994-95) to have at least five consecutive 20-assist seasons...Had a four-game point streak (2g/2a) from Apr. 16-23...Appeared in 27 games with Lukko Rauma of Finland's SM-liiga during the NHL lockout, scoring 29 points (6g/23a). **2011-12:** Scored 47 points (17g/30a) in a career-high 82 games during his sixth season with the Islanders...Finished fourth on the team in points...Was one of four Islanders to play in all 82 games (Moulson, Streit, Tavares)...Scored a career-high five power-play goals...Went 7-for-11 (63.6%) in shootout attempts...Tied for fourth in the NHL with seven shootout goals...Led the team in shootout goals (7) and game-deciding shootout goals (4)...Finished fourth on the team in Three Stars of the Game honors, earning six total nods, including three first-star selections...Had eight multi-point games...Recorded his 100th career assist in his 300th NHL game on Feb. 28...Had a season-high five-game point and assist streak (3g/5a) from Mar. 25-31. **2010-11:** Established career highs in penalty minutes (38), plus-minus rating (+13) and short-handed goals (7) in his fifth season with the Islanders...Scored 44 points (13g/31a) in 71 games...Led the NHL in short-handed goals and points (7g/1a)...Led the Islanders with five shootout goals in eight chances (62.5%)...Co-led the team in plus-minus rating and ranked third on the Islanders in assists...Awarded the Bob Nystrom Award, given annually to the Islander who best exemplifies leadership, hustle and dedication...Tied for 13th in the league with 66 takeaways...Had 10 multi-point games, including a pair of three-point efforts on Feb. 13 and Mar. 2...Scored his first goal of the season and added an assist on Oct. 11 vs. NY Rangers...Scored the first penalty shot goal of his career during a 5-on-3 penalty kill on Oct. 30 at Philadelphia...Had a four-game assist streak from Nov. 21 - Dec. 2 (5a)...Scored his second short-handed penalty shot goal of the season on Dec. 9 at Boston...Suffered a groin injury on Jan. 3 at Calgary and missed seven games...Scored his 100th NHL point (assist) on Feb. 10 at Montreal...Had three assists on Feb. 13 at Buffalo, capping a three-game assist streak from Feb. 10-13 (0g/6a)...Scored the shootout game-deciding goal on Feb. 15 at Ottawa...Had three assists on Mar. 2 vs. Minnesota, including his career-high 27th of the season...Had a three-game point streak from Mar. 18-22 (2g/2a)...Tied the Islanders single-season record for short-handed goals (B. Bourne) with his seventh of the season on Mar. 30 at New Jersey...Suffered a season-ending injury (concussion) on Mar. 31 vs. NY Rangers. **2009-10:** Scored 38 points (12g/26a), ranking fourth on the team in assists and fifth in points during his fourth NHL season with the Islanders...Tied for second on the team with a plus-4 rating...Missed the first six games of the season with a knee injury...Recorded his first-career two-goal game on Oct. 30 at Washington...Went on a three-game assist-streak from Nov. 2-6 (0g/3a)...Played in his 100th NHL game on Nov. 6 at New Jersey...Scored the overtime game-winner on Dec. 12 vs. Boston...Set a single-season career high for assists in a game on Jan. 2 vs. Atlanta (3)...Went on a four-game point streak from Mar. 13-19 (1g/3a). **2008-09:** Ranked third on the Islanders in assists (24) and fourth in points (33) in his third season with the Islanders and first full NHL campaign...Scored his first career power-play goal on Mar. 12 at Montreal...Scored his first career short-handed goal on Mar. 27 at Detroit...Posted two assists on three occasions: Oct. 16 at Tampa Bay, Jan. 21 vs. Anaheim and Feb. 21 vs. New Jersey. **2007-08:** Appeared in 16 games with the Islanders during his second season in North America, recording two goals and one assist...Missed 13 games with a shoulder injury...Recorded an AHL career-best 28 assists and added 10 goals in 48 games with the Bridgeport Sound Tigers (American Hockey League). **2006-07:** Became the first Danish-born/raised citizen to play in an NHL game when he made his Islanders debut on Jan. 6 at Carolina...Recorded his first NHL point/assist, his first NHL goal, first multi-point game and his first game-winning goal on Feb. 24 vs. Montreal...Finished third on Bridgeport with 20 goals and fifth with 44 points in 54 games...Finished second on Bridgeport with a plus-7 rating. **2005-06:** Completed his first season with Timra of the Swedish Elite League and finished fourth on the team in scoring with 18 points (5g/13a)...Ranked second on the team in assists...Recorded SEL career highs in assists and points...Was one of only six players to play in all of the team's 50 games. **2004-05:**

### MILESTONES:

<b>1st NHL Game:</b>	1/6/07 at CAR
<b>1st NHL Goal:</b>	2/24/07 vs. MTL (Halak)
<b>1st NHL Assist:</b>	2/24/07 vs. MTL
<b>100th NHL Game:</b>	11/6/09 at NJ
<b>200th NHL Game:</b>	12/27/10 at NYR
<b>100th NHL Point:</b>	2/10/11 at MTL
<b>300th NHL Game:</b>	2/28/12 at WSH
<b>100th NHL Assist:</b>	2/28/12 at WSH
<b>200th NHL Point:</b>	10/8/13 vs. PHX
<b>400th NHL Game:</b>	12/12/13 at PHX
<b>500th NHL Game:</b>	2/8/15 at BUF

### SINGLE GAME HIGHS:

<b>Goals</b>	3	10/25/14 vs. DAL
<b>Assists</b>	3 (four times)	Last: 10/8/13 vs. PHX
<b>Points</b>	3 (11 times)	Last: 12/31/14 at WPG
<b>PIM</b>	10 (twice)	Last: 3/12/11 at NJ
<b>+/-</b>	+4	3/27/12 at PIT
<b>TOI</b>	24:54	4/6/10 vs. MTL

### CAREER HAT TRICKS:

3g/0a	10/25/14 vs. DAL
-------	------------------

### NIELSEN VERSUS NHL:

TEAM	GP	G	A	PTS	PIM
ANA	10	1	4	5	2
ARI	8	2	4	6	4
BOS	24	6	7	13	4
BUF	21	5	10	15	4
CGY	7	0	3	3	2
CAR	27	7	9	16	4
CHI	8	1	2	3	0
COL	8	0	4	4	2
CBJ	12	2	6	8	2
DAL	9	4	3	7	0
DET	10	2	3	5	2
EDM	6	1	2	3	0
FLA	24	1	11	12	2
LAK	9	2	0	2	4
MIN	10	1	3	4	0
MTL	26	6	12	18	4
NSH	7	1	4	5	2
NJD	40	7	14	21	14
NYI	-	-	-	-	-
NYR	40	7	13	20	10
OTT	21	3	6	9	2
PHI	37	6	7	13	14
PIT	36	8	15	23	4
SJS	7	1	3	4	0
STL	9	2	4	6	4
TBL	26	3	12	15	6
TOR	25	7	6	13	2
VAN	7	2	5	7	2
WSH	27	6	15	21	2
WPG	24	5	11	16	2

# 51 | FRANS NIELSEN | CENTER

Scored 15 points (8g/7a) in 49 games with Malmo (Swedish Elite League)...Was the only skater on Malmo who played in at least 40 games (49) and had fewer than 10 penalty minutes (6)...Also played in 10 games with Malmo's Q team, posting nine points (7g/2a). **2003-04:** Recorded a SEL career-high nine goals, which ranked sixth on Malmo, and added seven assists for 16 points in 50 games...Tripled his goal output from the previous season...Recorded a SEL career-high 28 penalty minutes...Also netted eight points (3g/5a) in 10 games with Malmo's Q team. **2002-03:** Spent the majority of the season with Malmo in the SEL, scoring nine points (3g/6a) in 47 games...Also played in two games with Malmo's Jr. Club, scoring a goal with three assists. **2001-02:** Split the season between Malmo's SEL team and Junior team...Made SEL debut as a 17-year-old. **2000-01:** Played with Herning of the Danish League in his first professional season as a 16-year-old. **1999-00:** Played with Herning's Junior team as a 15-year-old.

## NHL PLAYOFFS:

**2015:** Played seven games during the Islanders' First Round series against Washington, scoring one goal and one assist. **2013:** Made his Stanley Cup Playoffs debut, recording two assists in six games during the Islanders' Eastern Conference Quarterfinals against Pittsburgh.

## INTERNATIONAL:

Represented Denmark at eight World Championships (2012 - Finland and Sweden; 2010 - Germany; 2007 - Russia; 2006 - Latvia; 2005 - Austria; 2004 - Czech Republic; 2003 - Finland, 2002 - Hungary [Div. 1, Group B]). Has totaled 20 points (8g/12a) in 44 games during his seven World Championships in the top division...Also skated with Denmark at four World Junior Championships (2004, 2003, 2002, 2001) and two Under-18 World Championships (2002, 2001). Finished second in scoring at the 2004 World Junior Championships [Div. 1, Group A] in Germany with 11 points (8g/3a) in five games.

## CAREER STATISTICS:

### REGULAR SEASON

SEASON	CLUB	LEA	GP	G	A	PTS	PIM	PP	SH	GW	+/-	PLAYOFFS					
												GP	G	A	PTS	PIM	+/-
2000	Denmark	WJC-B	5	3	4	7	0	-	-	-	-	-	-	-	-	-	-
2000-01	Herning	DEN	38	18	19	37	6	-	-	-	-	-	-	-	-	-	-
	Denmark	WJC-B	4	2	2	4	2	-	-	-	-	-	-	-	-	-	-
	Denmark	WJC-18	3	2	1	3	0	-	-	-	-	-	-	-	-	-	-
2001-02	Malmo	SEL	20	0	1	1	0	-	-	-	-	-	-	-	-	-	-
	Malmo Jr	SWE.1	29	15	27	42	8	-	-	-	-	7	3	7	10	2	-
	Denmark	WJC-C	4	4	10	14	0	-	-	-	-	-	-	-	-	-	-
	Denmark	WC	5	1	1	2	0	-	-	-	-	-	-	-	-	-	-
	Denmark	WJC-18	3	2	1	3	0	-	-	-	-	-	-	-	-	-	-
2002-03	Malmo	SEL	47	3	6	9	10	-	-	-	-	-	-	-	-	-	-
2003-04	Malmo	SEL	50	9	7	16	28	-	-	-	-	-	-	-	-	-	-
	Denmark	WC	6	0	3	3	0	-	-	-	-	-	-	-	-	-	-
	Denmark	WJC-A	5	8	3	11	4	1	1	1	+8	-	-	-	-	-	-
2004-05	Malmo	SEL	49	8	7	15	6	-	-	-	-	-	-	-	-	-	-
	Denmark	WC-A	6	3	0	3	0	-	-	-	-	-	-	-	-	-	-
2005-06	Timra	SEL	50	5	13	18	22	-	-	-	-	-	-	-	-	-	-
	Denmark	WC-A	6	3	0	3	4	-	-	-	-	-	-	-	-	-	-
2006-07	NY ISLANDERS	NHL	15	1	1	2	0	0	0	1	-2	-	-	-	-	-	-
	Bridgeport	AHL	54	20	24	44	10	4	3	3	+7	-	-	-	-	-	-
	Denmark	WC	6	0	3	3	6	-	-	-	-	-	-	-	-	-	-
2007-08	NY ISLANDERS	NHL	16	2	1	3	0	0	0	0	+1	-	-	-	-	-	-
	Bridgeport	AHL	48	10	28	38	18	2	0	1	+6	-	-	-	-	-	-
2008-09	NY ISLANDERS	NHL	59	9	24	33	18	3	1	2	-4	-	-	-	-	-	-
2009-10	NY ISLANDERS	NHL	76	12	26	38	6	0	1	1	+4	-	-	-	-	-	-
	Denmark	WC	7	2	3	5	6	0	0	0	+2	-	-	-	-	-	-
2010-11	NY ISLANDERS	NHL	71	13	31	44	38	0	7	1	+13	-	-	-	-	-	-
2011-12	NY ISLANDERS	NHL	82	17	30	47	6	5	0	1	-3	-	-	-	-	-	-
	Denmark	WC	7	0	3	3	8	0	0	0	-4	-	-	-	-	-	-
2012-13	Lukko	SM-liiga	27	4	20	24	10	-	-	-	+9	-	-	-	-	-	-
	NY ISLANDERS	NHL	48	6	23	29	12	2	1	1	-3	6	0	2	2	0	-2
2013-14	NY ISLANDERS	NHL	80	25	33	58	8	5	2	0	-11	-	-	-	-	-	-
2014-15	NY ISLANDERS	NHL	78	14	29	43	12	4	1	4	+8	7	1	1	2	0	-1
	<b>NY ISLANDERS TOTALS</b>		<b>525</b>	<b>99</b>	<b>198</b>	<b>297</b>	<b>100</b>	<b>19</b>	<b>13</b>	<b>11</b>	<b>+3</b>	<b>13</b>	<b>1</b>	<b>3</b>	<b>4</b>	<b>0</b>	<b>-3</b>
	<b>NHL TOTALS</b>		<b>525</b>	<b>99</b>	<b>198</b>	<b>297</b>	<b>100</b>	<b>19</b>	<b>13</b>	<b>11</b>	<b>+3</b>	<b>13</b>	<b>1</b>	<b>3</b>	<b>4</b>	<b>0</b>	<b>-3</b>

MANAGEMENT


51 FRANS NIELSEN

IN THE SYSTEM

NHL ENTRY DRAFT

SOUND TIGERS

YEAR IN REVIEW



## 21 | KYLE OKPOSO | RIGHT WING

SHOOTS: RIGHT HEIGHT: 6-0 WEIGHT: 217 BIRTHDAY: 4.16.1988 BIRTHPLACE: ST. PAUL, MN

### ISLANDERS TRANSACTIONS:

Selected by the Islanders in the first round (seventh overall) of the 2006 National Hockey League Draft. Agreed to an entry-level contract on December 28, 2007. Agreed to a five-year contract extension on May 25, 2011.

### LAST SEASON:

Scored 51 points (18g/33a) in 60 games during his seventh full season with the Islanders...Finished second on the team in points and assists...Missed 22 games from Jan. 27 - Mar. 9 due to a detached retina, which required surgery...Recorded 12 multi-point games...Named a "Star of the Game" nine times, including four First Star honors...Scored three shootout-deciding goals...Opened the season with a four-game point streak (2g/5a) from Oct. 10-16...Scored his 100th NHL goal on Oct. 14 at NY Rangers...Had a four-game point streak (1g/3a) from Oct. 21-28...Appeared in his 400th NHL game on Oct. 30 at Colorado...Scored four goals for the first hat trick (and natural hat trick) of his career on Jan. 16 vs. Pittsburgh...Recorded his 300th NHL point (assist) on March 24 vs. Minnesota.

### CAREER:

**2013-14:** Led the Islanders in goals (27), game-winning goals (4), assists (42) and points (69), establishing new career highs in each category during his seventh season with the team and his fifth as alternate captain...Had 21 multi-point games... Named a Star of the Game a team co-leading 15 times, including six First Star honors...His 54 even-strength points and 32 even-strength assists each ranked tenth in the NHL...Finished second on the team in power-play goals (5) and third in power-play points (15)...Went 2-for-3 in the shootout, with two shootout-deciding goals...Recorded multi-point performances in three straight games from Oct. 17-22 (2g/4a)... Had a five-game point/assist streak (3g/5a) from Oct. 17-26...Had three straight multi-point games from Nov. 2-5 (1g/6a)...Had a three-point night, including the GWG, in his hometown on Dec. 29 at MIN...Made it consecutive three-point games for the first time in his career (1g/2a) on Dec. 31 at BOS...Matched his career high with an eight-game point streak (6g/7a) from Dec. 17 - Jan. 2... Missed his first game since Nov. 19, 2011 due to the birth of his first child on Jan. 6 (had played in 156 straight)...Had a Gordie Howe Hat Trick, including his first regular-season fight and 20th goal, on Jan. 20 vs. PHI...Surpassed his career-season high in points, with his 53rd (a) and 54th (g) points of the season on Jan. 25 vs. St. Louis...Had a six game point streak (4g/7a) from Jan. 18-27...Named the NHL's 2nd Star Mar. 17 (1g/6a)...Suffered a lower-body injury on Mar. 25 at Carolina and missed the final 10 games of the season. **2012-13:** Scored 24 points (4g/20a) in 48 games during his sixth season with the Islanders and his fourth as an alternate captain... Was one of eight Islanders to appear in all 48 games...Recorded four multi-point games, including a three-point effort (1g/2a) on Feb. 28 vs. Toronto...Recorded his 100th career assist on March 5 vs. Montreal...Recorded two assists in his 300th career game on March 19 vs. Ottawa...Had a four-game assist streak (6a) from Apr. 16-23. **2011-12:** Scored 24 goals in 79 games during his fifth season with the Islanders and his fifth professional campaign...Added 21 assists for 45 points to finish sixth on the team in scoring...Posted a career-high 46 penalty minutes...Scored six power-play points (3g/3a)...21-of-23 goals came after Dec. 1...Served as an alternate captain...Finished fourth on the team in Three Stars of the Game honors with seven total nods, including one first-star selection... Had eight multi-point games, including one three-point contest (2g/1a) on Nov. 23 vs. Philadelphia. All three points were scored in the first period...Broke the 20-goal mark for the first time in his career on Mar. 29 vs. Pittsburgh...Had a five-game goal/point streak from Mar. 24-31 (6g/1a), tying for the team's longest goal streak of the season...Finished the season with nine goals in the final nine games. **2010-11:** Suffered a shoulder injury, which required surgery, during Training Camp and began the season on Injured Reserve...Was limited to 38 games due to the injury...Scored 20 points (5g/15a) with a plus-three rating...Made his season debut after missing 44 games on Jan. 20 vs. Washington...Recorded an assist for his first point of the season on Jan. 21 at Buffalo...Had a three-point night (2g/1a) to reach 100 career points on Feb. 1 at Atlanta...Scored the shootout game-deciding goal on Feb. 10 at Montreal...Posted a three-assist night on Feb. 13 at Buffalo...Had a two-point game (1g/1a) on Mar. 2 vs. Minnesota...Recorded two assists on Mar. 11 vs. Boston. **2009-10:** Named an alternate captain for the first time in his third season with the Islanders...Finished second on the team in scoring with 52 points (19g/33a)...Scored two overtime goals, tying Josh Bailey for the team lead...Established career highs in games played (80), assists, points, game-winning goals (4), shots (249) and time on ice (20:32)...Played in his 100th NHL/Islanders game on Nov. 28 at New Jersey...Started the season on a six-game point streak, from Oct. 3-17 (1g/5a)...Scored the game-winning goal against the NY Rangers on Oct. 28...Missed one game on Nov. 11 at Washington with swine flu; returned two nights later on Nov. 13 to score the overtime goal at Carolina... Recorded two assists in three straight games from Dec. 8-12...Scored a season-high three points (1g/2a), including an overtime goal against the NY Rangers on Dec. 26...Went on a four-game goal-scoring streak from Jan. 6-12 (4g)...Finished the season on a three-game point-scoring streak (2g/3a)...Was the 2010 recipient of the Bob Nystrom Award, given annually to the Islander who best exemplifies leadership, hustle and dedication. **2008-09:** Led the Islanders in goals (18) and ranked second on the team in points (39), power-play goals (9) and shots on goal (165) in his second season with the Islanders and first full NHL campaign...Led the Islanders and all NHL rookies in takeaways (76)...Among NHL rookies, ranked ninth in goals, tied for eighth in points, tied for second in power-play goals, tied for seventh in power-play points (13), tied for second in game-winning goals (3) and fourth in shots...Scored a career-high two goals, including the game-winner, on Jan. 28 at Atlanta... Posted two four-game goal streaks: Jan. 19-31 (5g) and Mar. 7-12 (4g)...Recorded two five-game point streaks: Dec. 26 - Jan. 2 (2g/5a) and Jan. 19 - Feb. 3 (5g/1a)...Recorded points in a career-high eight straight games from Mar. 7-21 (5g/5a). **2007-08:** Made his NHL debut on Mar. 18 vs. Toronto and played the final nine games of the season with the Islanders, recording two goals and three assists for five points... Scored his first NHL goal (M. Brodeur/game-winner) on Mar. 21 at New Jersey and also recorded his first NHL assist/point in the same game... Scored eight goals and 16 assists for 24 points in 29 games with the Bridgeport Sound Tigers (American Hockey League) after leaving the University of Minnesota...Recorded a goal and four assists in his first weekend with Bridgeport (three games).

### NHL PLAYOFFS:

**2015:** Scored three points (2g/1a) during the Islanders' seven-game, First Round series against Washington. **2013:** Made his Stanley Cup Playoffs debut, co-leading the team in goals (3) and adding one assist in six games during the Islanders' Eastern Conference Quarterfinals against Pittsburgh...Recorded his first career fighting major in Game 2 on May 3 at Pittsburgh and also scored the game-winning goal.

### MILESTONES:

<b>1st NHL Game:</b>	3/18/08 vs. TOR
<b>1st NHL Goal:</b>	3/21/08 at NJ (Brodeur)
<b>1st NHL Assist/Point:</b>	3/21/08 at NJ
<b>100th NHL Game:</b>	11/28/09 at NJ
<b>100th NHL Point:</b>	2/1/11 at ATL
<b>200th NHL Game:</b>	10/27/11 at PIT
<b>100th NHL Assist:</b>	3/5/13 vs. MTL
<b>300th NHL Game:</b>	3/19/13 vs. OTT
<b>200th NHL Point:</b>	11/2/13 vs. BOS
<b>100th NHL Goal:</b>	10/14/14 at NYR
<b>400th NHL Game:</b>	10/30/14 at COL
<b>300th NHL Point:</b>	3/24/15 vs. MIN

### SINGLE GAME HIGHS:

<b>Goals</b>	4	1/16/15 vs. PIT
<b>Assists</b>	3 (three times)	Last: 3/10/14 at VAN
<b>Points</b>	4	1/16/15 vs. PIT
<b>PIM</b>	16	2/11/11 vs. PIT
<b>+/-</b>	+3 (eight times)	Last: 4/11/15 vs. CBJ
<b>TOI</b>	28:20	4/11/10 vs. PIT

### CAREER HAT TRICKS:

4g/0a	1/16/15 vs. PIT
-------	-----------------

### OKPOSO VERSUS NHL:

TEAM	GP	G	A	PTS	PIM
ANA	7	5	2	7	0
ARI	7	3	2	5	12
BOS	20	4	16	20	8
BUF	21	3	13	16	16
CGY	6	1	4	5	14
CAR	23	6	10	16	6
CHI	8	4	3	7	4
COL	7	1	1	2	4
CBJ	10	4	2	6	4
DAL	6	4	2	6	2
DET	8	4	2	6	2
EDM	6	2	2	4	4
FLA	20	4	7	11	12
LAK	9	0	2	2	6
MIN	10	3	3	6	10
MTL	18	3	4	7	6
NSH	5	1	4	5	0
NJD	34	8	11	19	14
NYI	-	-	-	-	-
NYR	33	7	7	14	30
OTT	20	2	9	11	10
PHI	33	7	12	19	21
PIT	35	13	16	29	30
SJS	7	3	6	9	2
STL	9	2	6	8	2
TBL	20	5	11	16	8
TOR	22	5	10	15	10
VAN	5	0	6	6	2
WSH	21	7	8	15	12
WPG	20	6	7	13	8

# 21 | KYLE OKPOSO | RIGHT WING

## INTERNATIONAL:

Represented the United States at three World Championships (2012 - Finland and Sweden; 2010 - Germany; 2009 - Switzerland), totaling 11 points (5g/6a) in 23 games. In 2009, scored the game-tying goal to earn Player of the Game honors for Team USA against Russia in the Semifinals...Also played for Team USA at two World Junior Championships (2008 - Czech Republic; 2007 - Sweden), collecting seven points (1g/6a) in 13 games. Helped lead the U.S. to the bronze medal in 2007...Was a member of the U.S. Junior Select 18 and Under Team that competed at the Viking Cup in Camrose, Alberta in 2006...Skated with the U.S. Under-18 Select Team that participated in the Under-18 Junior World Cup in 2005, ranking first on the team with six goals and tying for the team lead with nine points. Played on the U.S. Under-17 Select Team at the Under-17 Five Nations Tournament in 2004. In 2003, participated in the International Ice Hockey Federation World Development Camp in Vierumaki, Finland.

## COLLEGE:

**2007-08:** Recorded seven goals and four assists for 11 points in 18 games with the University of Minnesota (Western Collegiate Hockey Association). **2006-07:** Named to the All-WCHA Second Team and WCHA All-Rookie Team...Finished second on the team with 40 points and in goals with 19...Tied for eighth in the WCHA and third among conference freshmen in points.

## JUNIOR/HIGH SCHOOL:

**2005-06:** Played with the Des Moines Buccaneers of the United States Hockey League...Ranked second on the team and sixth in the league with 58 points (27g/31a) in 50 games...Finished second on the team in goals and tied for second in assists...Helped lead Des Moines to the Clark Cup as Tier I Junior A National Champions...Led the league in playoff scoring with five goals and 11 assists in 11 games...Named the Clark Cup Playoff MVP...Named a USHL First Team All-Star and earned USHL Rookie of the Year honors. **2004-05:** Helped lead Shattuck-St. Mary's (Minn.) to the USA Hockey Youth Tier I 18 & Under National Championship...Ranked third on the team in goals (47) and points (92) and fourth in assists (45). **2003-04:** Skated in 71 games for Shattuck-St. Mary's and totaled 99 points.

## CAREER STATISTICS:

SEASON	CLUB	REGULAR SEASON										PLAYOFFS					
		LEA	GP	G	A	PTS	PIM	PP	SH	GW	+/-	GP	G	A	PTS	PIM	+/-
2004-05	Shattuck-St. Mary's	High-MN	65	47	45	92	72	-	-	-	-	-	-	-	-	-	-
	United States	WHC-17	5	2	2	4	2	-	-	-	-	-	-	-	-	-	-
2005-06	Des Moines	USHL	50	27	31	58	56	4	4	8	+28	11	5	11	16	8	+12
2006-07	U. of Minnesota	NCAA	40	19	21	40	34	6	1	3	-	-	-	-	-	-	-
	United States	WJC	7	0	1	1	12	-	-	-	-	-1	-	-	-	-	-
2007-08	U. of Minnesota	NCAA	18	7	4	11	6	4	0	1	-	-	-	-	-	-	-
	NY ISLANDERS	NHL	9	2	3	5	2	1	0	1	+3	-	-	-	-	-	-
	Bridgeport	AHL	35	9	19	28	12	4	0	2	E	-	-	-	-	-	-
2008-09	United States	WJC	6	1	5	6	2	0	0	0	+2	-	-	-	-	-	-
	NY ISLANDERS	NHL	65	18	21	39	36	9	0	3	-6	-	-	-	-	-	-
	Bridgeport	AHL	-	-	-	-	-	-	-	-	-	2	1	0	1	2	+1
2009-10	United States	WC	9	2	3	5	10	-	-	-	+3	-	-	-	-	-	-
	NY ISLANDERS	NHL	80	19	33	52	34	4	0	4	-22	-	-	-	-	-	-
2010-11	United States	WC	6	1	2	3	0	0	0	0	+2	-	-	-	-	-	-
2010-11	NY ISLANDERS	NHL	38	5	15	20	40	0	0	2	+3	-	-	-	-	-	-
2011-12	NY ISLANDERS	NHL	79	24	21	45	46	3	0	2	-15	-	-	-	-	-	-
	United States	WC	8	2	1	3	0	0	0	0	+2	-	-	-	-	-	-
2012-13	NY ISLANDERS	NHL	48	4	20	24	38	0	0	0	-2	6	3	1	4	5	-1
2013-14	NY ISLANDERS	NHL	71	27	42	69	51	5	0	4	-9	-	-	-	-	-	-
2014-15	NY ISLANDERS	NHL	60	18	33	51	12	6	0	2	-8	7	2	1	3	2	+1
	<b>NY ISLANDERS TOTALS</b>		<b>450</b>	<b>117</b>	<b>188</b>	<b>305</b>	<b>259</b>	<b>28</b>	<b>0</b>	<b>18</b>	<b>-56</b>	<b>13</b>	<b>5</b>	<b>2</b>	<b>7</b>	<b>7</b>	<b>E</b>
	<b>NHL TOTALS</b>		<b>450</b>	<b>117</b>	<b>188</b>	<b>305</b>	<b>259</b>	<b>28</b>	<b>0</b>	<b>18</b>	<b>-56</b>	<b>13</b>	<b>5</b>	<b>2</b>	<b>7</b>	<b>7</b>	<b>E</b>

MANAGEMENT

21 KYLE OKPOSO

IN THE SYSTEM

NHL ENTRY DRAFT

SOUND TIGERS

YEAR IN REVIEW



## 6 | RYAN PULOCK | DEFENSEMAN

**SHOOTS:** RIGHT **HEIGHT:** 6-2 **WEIGHT:** 215 **BIRTHDAY:** 10.6.1994 **BIRTHPLACE:** DAUPHIN, MB

### ISLANDERS TRANSACTIONS:

Selected by the Islanders in the first round (15th overall) of the 2013 National Hockey League Draft. Agreed to a three-year, entry-level contract on September 29, 2013.

### LAST SEASON:

Named to the American Hockey League All-Star Game during his rookie season with the Bridgeport Sound Tigers...Scored 29 points (17g/12a) in 54 games, leading Bridgeport defensemen in goals and finishing fourth overall on the club...Had a four-game goal streak from Nov. 14-21 (6g)...Earned his first NHL recall on Dec. 5 but did not dress and was returned Dec. 6...Missed almost two months with an upper-body injury suffered Jan. 2 at Providence, returning to action on Feb. 21 at Hershey.

### JUNIOR:

**2013-14:** Scored a career-high 63 points (23g/40a) in 66 games during his fourth season with the Brandon Wheat Kings of the Western Hockey League... Named to the WHL East First All-Star Team...Finished second among WHL defensemen in goals and fourth in points...Ranked second on the team in points...Tied for the team lead with 14 power-play goals...Scored four points (2g/2a) with a plus-5 rating in nine playoff games...Reassigned to the Bridgeport Sound Tigers of the American Hockey League on Apr. 13...Made his professional and AHL debut on Apr. 14 vs. Adirondack. **2012-13:** Tied for the team scoring lead with 45 points (14g/31a) in 61 games during his third season with Brandon (WHL)...Served as team captain...Tied for 13th in scoring among WHL defensemen...Named to the WHL East First All-Star Team. **2011-12:** Established career highs in goals (19), assists (41), points (60) and plus-minus rating (+33) during his second season with Brandon (WHL)...Finished fifth on the team in scoring and first among defensemen...Selected to the WHL Eastern Conference First All-Star Team...Scored five points (3g/2a) in nine postseason games, ranking fourth on the club and first among defensemen in scoring...Won a bronze medal with Team Canada at the 2012 Under-18 World Junior Championships in the Czech Republic. **2010-11:** Led Brandon defensemen in scoring with 42 points (8g/34a) in 63 games as a WHL rookie...Made his WHL Playoffs debut, leading Brandon defensemen with six points (2g/4a) in six games.

### MILESTONES:

**1st NHL Game:** N/A

### SINGLE GAME HIGHS:

**Goals:** 0  
**Assists:** 0  
**Points:** 0  
**PIM:** 0  
**+/-:** 0  
**TOI:** 0

### PULOCK VERSUS NHL:

	GP	G	A	PTS	PIM
ANA	0	0	0	0	0
ARI	0	0	0	0	0
BOS	0	0	0	0	0
BUF	0	0	0	0	0
CGY	0	0	0	0	0
CAR	0	0	0	0	0
CHI	0	0	0	0	0
COL	0	0	0	0	0
CBJ	0	0	0	0	0
DAL	0	0	0	0	0
DET	0	0	0	0	0
EDM	0	0	0	0	0
FLA	0	0	0	0	0
LAK	0	0	0	0	0
MIN	0	0	0	0	0
MTL	0	0	0	0	0
NSH	0	0	0	0	0
NUD	0	0	0	0	0
NYI	-	-	-	-	-
NYR	0	0	0	0	0
OTT	0	0	0	0	0
PHI	0	0	0	0	0
PIT	0	0	0	0	0
SJS	0	0	0	0	0
STL	0	0	0	0	0
TBL	0	0	0	0	0
TOR	0	0	0	0	0
VAN	0	0	0	0	0
WSH	0	0	0	0	0
WPG	0	0	0	0	0

# 6 | RYAN PULOCK | DEFENSEMAN

## CAREER STATISTICS:

REGULAR SEASON												PLAYOFFS					
SEASON	CLUB	LEA	GP	G	A	PTS	PIM	PP	SH	GW	+/-	GP	G	A	PTS	PIM	+/-
2009-10	Parkland	MMHL	39	9	9	18	8	-	-	-	-	3	0	1	1	0	-
2010-11	Brandon	WHL	63	8	34	42	4	3	0	-	+2	6	2	4	6	2	-2
	Canada Western	WHC-17	5	1	0	1	2	-	-	-	-	-	-	-	-	-	-
2011-12	Brandon	WHL	71	19	41	60	20	8	0	-	+33	9	3	2	5	0	+1
	Canada	WJC-18	6	1	1	2	0	-	-	-	-3	-	-	-	-	-	-
2012-13	Brandon	WHL	61	14	31	45	22	7	0	-	-7	-	-	-	-	-	-
2013-14	Brandon	WHL	66	23	40	63	18	14	0	-	-4	9	2	2	4	6	+5
	Bridgeport	AHL	3	0	1	1	2	0	0	0	-1	-	-	-	-	-	-
2014-15	Bridgeport	AHL	54	17	12	29	6	13	0	3	-6	-	-	-	-	-	-
	<b>NY ISLANDERS TOTALS</b>		<b>0</b>	<b>0</b>	<b>0</b>	<b>0</b>	<b>0</b>	<b>0</b>	<b>0</b>	<b>0</b>	<b>E</b>	<b>0</b>	<b>0</b>	<b>0</b>	<b>0</b>	<b>0</b>	<b>E</b>
<b>NHL TOTALS</b>			<b>0</b>	<b>0</b>	<b>0</b>	<b>0</b>	<b>0</b>	<b>0</b>	<b>0</b>	<b>0</b>	<b>E</b>	<b>0</b>	<b>0</b>	<b>0</b>	<b>0</b>	<b>0</b>	<b>E</b>

MANAGEMENT

6 RYAN PULOCK

IN THE SYSTEM

NHL ENTRY DRAFT

SOUND TIGERS

YEAR IN REVIEW





## 37 | BRIAN STRAIT | DEFENSEMAN

**SHOOTS:** LEFT **HEIGHT:** 6-1 **WEIGHT:** 206 **BIRTHDAY:** 1.4.1988 **BIRTHPLACE:** WALTHAM, MA

### ISLANDERS TRANSACTIONS:

Claimed off waivers from the Pittsburgh Penguins on Jan. 18, 2013. Agreed to a three-year extension on January 31, 2013.

### CAREER TRANSACTIONS:

Selected by the Pittsburgh Penguins in the third round (65th overall) of the 2006 NHL Draft.

### LAST SEASON:

Scored seven points (2g/5a) in a career-high 52 games during his third season with the Islanders...The Islanders went 6-0-0 when he scored a point...Had a two-point game (1g/1a) on Jan. 10 at Columbus...Appeared in his 100th NHL game on Jan. 13 at NY Rangers... Appeared in 14 consecutive games to end the regular season.

### CAREER:

**2013-14:** Scored nine points (3g/6a) in 47 games during an injury-shortened season, his second with the Islanders...Established career highs in games, goals, assists, points and penalty minutes (14)...Missed 23 games with an upper body injury from Oct. 24 - Dec. 10 (Placed on IR on Nov. 4)...Activated off IR and recorded two assists in his return from injury on Dec. 12 at Phoenix...Recorded his first NHL regular season goal on Dec. 20 at NY Rangers...Scored a goal with and assist on Jan. 18 at Philadelphia...Suffered a broken hand on Mar. 18 vs. Minnesota and missed the final 12 games of the season. **2012-13:** Was limited to 19 games due to injury during his first season with the Islanders and fourth professional campaign...Recorded four assists...Was one of six Islanders to finish with a "plus" rating (+4)...Scored his first point (assist) as an Islander on Feb. 5 vs. Pittsburgh...Recorded his first career two-point game on Feb. 9 vs. Buffalo...Suffered a left ankle fracture on Feb. 18 vs. Philadelphia and was placed on injured reserve...Activated off injured reserve on Apr. 15 after missing 27 games and returned to the lineup on Apr. 20...Played the final four games of the regular season...Appeared in 26 games with the Wilkes-Barre/Scranton Penguins (American Hockey League) during the NHL lockout. **2011-12:** Played nine games with the Pittsburgh Penguins and 41 AHL games with Wilkes-Barre/Scranton during his third professional season... Recorded his first NHL point (1a) on Mar. 27 vs. NY Islanders...With Wilkes-Barre/Scranton, recorded 16 points (4g/12a)...Had three-game point streaks from Oct. 13-15 (1g/3a) and Jan. 21-25 (1g/2a)...Had multi-point games on Oct. 14 vs. Springfield (2a) and Mar. 25 vs. Springfield (1g/1a)...Added one assist in two Calder Cup Playoff games. **2010-11:** Scored 10 points (2g/8a) in 75 games with Wilkes-Barre/Scranton (AHL) in his second professional season...Also appeared in his first three NHL games with Pittsburgh, making his NHL debut on Feb. 21 vs. Washington...With Wilkes-Barre/Scranton, recorded four points (1g/3a) in 12 Calder Cup Playoff Games. **2009-10:** Appeared in 78 games as a rookie with Wilkes-Barre/Scranton (AHL), recording 14 points (2g/12a) and 73 penalty minutes... Led the team with a plus-22 rating...Scored his first AHL goal on Nov. 11 vs. Portland.

### NHL PLAYOFFS:

**2015:** Played in all seven games during the Islanders' First Round series against Washington. **2013:** Played in all six games in the Islanders' Eastern Conference Quarterfinals against Pittsburgh...Scored his first NHL Playoff goal on May 7 in Game 4 vs. Pittsburgh (Fleury). **2012:** Made his Stanley Cup Playoffs debut with Pittsburgh, appearing in three games and recording a plus-3 rating as the Penguins fell in six games to Philadelphia in the Eastern Conference Quarterfinals.

### INTERNATIONAL:

Captained the United States to a gold medal at the 2006 Under-18 World Junior Championships...Also represented the U.S. at the 2008 World Junior Championships...Spent two seasons (2004-05 - 2005-06) with the U.S. National Development Program.

### COLLEGE:

**2008-09:** Won an NCAA National Championship as a junior at Boston University (Hockey East)...Recorded seven points (2g/5a) in 38 games. **2007-08:** Scored 10 points (0g/10a) in 37 games as a sophomore at Boston University...Named runner-up for Hockey East Best Defenseman. **2006-07:** Registered six points (3g/3a) during his freshman year at Boston University.

### MILESTONES:

**1st NHL Game:** 2/21/11 vs. WSH  
**1st NHL Goal:** 12/20/13 at NYR  
**1st NHL Assist/Point:** 3/27/12 vs. NYI  
**1st NHL Game:** 2/21/11 vs. WSH  
**100th NHL Game:** 1/13/14 at NYR

### SINGLE GAME HIGHS:

**Goals:** 1 (five times) Last: 2/19/15 vs. NSH  
**Assists:** 2 (twice) Last: 12/12/13 at PHX  
**Points:** 2 (four times) Last: 1/10/15 at CBJ  
**PIM:** 4 (four times) Last: 4/4/15 vs. BUF  
**+/-:** +3 (twice) Last: 2/12/15 vs. TOR  
**TOI:** 23:37 1/20/14 vs. PHI

### STRAIT VERSUS NHL:

	GP	G	A	PTS	PIM
ANA	2	0	0	0	0
ARI	4	0	2	2	6
BOS	6	0	1	1	2
BUF	7	0	2	2	10
CGY	2	0	0	0	0
CAR	9	0	0	0	2
CHI	3	0	0	0	0
COL	3	0	1	1	0
CBJ	5	1	2	3	2
DAL	3	1	0	1	2
DET	2	0	0	0	2
EDM	3	0	1	1	2
FLA	3	0	0	0	4
LAK	1	0	0	0	0
MIN	5	0	0	0	0
MTL	3	0	0	0	0
NSH	2	1	1	2	0
NJD	10	0	0	0	2
NYI	2	0	1	1	2
NYR	12	1	1	2	6
OTT	3	0	0	1	2
PHI	9	1	1	2	4
PIT	6	0	2	2	2
SJS	2	0	0	0	0
STL	3	0	0	0	2
TBL	3	0	0	0	2
TOR	7	0	0	0	2
VAN	2	0	0	0	2
WSH	4	0	0	0	0
WPG	4	0	0	0	2

# 37 | BRIAN STRAIT | DEFENSEMAN

## CAREER STATISTICS:

REGULAR SEASON												PLAYOFFS					
SEASON	CLUB	LEA	GP	G	A	PTS	PIM	PP	SH	GW	+/-	GP	G	A	PTS	PIM	+/-
2003-04	Northfield Mt. Hermon	MA-HS	30	5	15	20	-	-	-	-	-	-	-	-	-	-	-
2004-05	U.S. Nat'l Team Dev.	U-17	18	1	5	6	8	-	-	-	-	-	-	-	-	-	-
	U.S. Nat'l Team Dev.	NAHL	42	4	8	12	42	0	0	0	E	10	0	2	2	2	E
2005-06	U.S. Nat'l Team Dev.	U-18	40	2	7	9	31	-	-	-	-	-	-	-	-	-	-
	U.S. Nat'l Team Dev.	NAHL	15	0	5	5	41	0	0	0	-	-	-	-	-	-	-
	United States	WJC-18	6	0	0	0	4	-	-	-	-	-	-	-	-	-	-
2006-07	Boston University	H-EAST	36	3	3	6	47	-	-	-	-	-	-	-	-	-	-
2007-08	Boston University	H-EAST	37	0	10	10	20	-	-	-	-	-	-	-	-	-	-
	United States	WJC	6	0	0	0	6	-	-	-	-	-	-	-	-	-	-
2008-09	Boston University	H-EAST	38	2	5	7	67	-	-	-	-	-	-	-	-	-	-
2009-10	Wilkes-Barre/Scranton	AHL	78	2	12	14	73	0	0	0	+22	4	0	1	1	0	-2
2010-11	PITTSBURGH	NHL	3	0	0	0	0	0	0	0	-1	-	-	-	-	-	-
2011-12	Wilkes-Barre/Scranton	AHL	75	2	8	10	49	0	0	0	+22	12	1	3	4	10	+3
	PITTSBURGH	NHL	9	0	1	1	4	0	0	0	-2	3	0	0	0	0	+3
	Wilkes-Barre/Scranton	AHL	41	4	12	16	26	0	1	3	+7	2	0	1	1	0	E
2012-13	Wilkes-Barre/Scranton	AHL	26	0	0	0	34	0	0	0	-6	-	-	-	-	-	-
	NY ISLANDERS	NHL	19	0	4	4	10	0	0	0	+4	6	1	0	1	12	+1
2013-14	NY ISLANDERS	NHL	47	3	6	9	14	0	0	0	-14	-	-	-	-	-	-
2014-15	NY ISLANDERS	NHL	52	2	5	7	32	0	0	0	-1	7	0	0	0	4	-3
	<b>NY ISLANDERS TOTALS</b>		<b>118</b>	<b>5</b>	<b>15</b>	<b>20</b>	<b>56</b>	<b>0</b>	<b>0</b>	<b>0</b>	<b>-11</b>	<b>13</b>	<b>1</b>	<b>0</b>	<b>1</b>	<b>16</b>	<b>-2</b>
	<b>NHL TOTALS</b>		<b>130</b>	<b>5</b>	<b>16</b>	<b>21</b>	<b>60</b>	<b>0</b>	<b>0</b>	<b>0</b>	<b>-14</b>	<b>16</b>	<b>1</b>	<b>0</b>	<b>1</b>	<b>16</b>	<b>+1</b>

MANAGEMENT

37 BRIAN STRAIT

IN THE SYSTEM

NHL ENTRY DRAFT

SOUND TIGERS

YEAR IN REVIEW



## 18 | RYAN STROME | CENTER

**SHOOTS:** RIGHT **HEIGHT:** 6-1 **WEIGHT:** 199 **BIRTHDAY:** 7.11.1993 **BIRTHPLACE:** MISSISSAUGA, ON

### ISLANDERS TRANSACTIONS:

Selected by the Islanders in the first round (fifth overall) of the 2011 National Hockey League Draft. Agreed to a three-year, entry-level contract on October 4, 2011.

### LAST SEASON:

Scored 17 goals and 33 assists with a plus-23 rating in 81 games, marking career highs in each category, during his second season with the Islanders...Led the team in plus-minus rating, tied for second in assists and finished third in points and fourth in penalty minutes (47)...Recorded 10 multi-point games, including a career-high, four-point game (1g/3a) on Dec. 31 at Winnipeg...The Islanders were 12-2-2 when he scored a goal...Named a "Star of the Game" seven times, including three First Star honors...Had a three-point game (1g/2a) on Nov. 21 at Pittsburgh...Had three, four-game point streaks in the second half of the season...Recorded his first career two-goal game on Feb. 16 vs. NY Rangers.

### CAREER:

**2013-14:** Split his first professional season between the Islanders and the Bridgeport Sound Tigers of the American Hockey League...Led the Sound Tigers with 49 points (13g/36a) despite playing just 37 AHL games...Finished seventh among AHL rookies in points...Named CCM/AHL Rookie of the Month for November and named CCM/AHL Player of the Week in consecutive weeks, becoming the third AHL player in the last 20 years to earn the honor consecutively (Blake Geoffrion, 2011; Jim Carey, 1994)...Recalled from loan on Dec. 11; was leading the AHL in scoring at the time with 33 points (9g/24a) in 23 games...Scored 18 points (7g/11a), including seven power-play points (4g/3a), in 37 NHL games...The Islanders went 21-11-5 when he played...Made his NHL debut on Dec. 14 vs. Montreal...Recorded his first NHL point (assist) on Dec. 20 at NY Rangers...Scored his first NHL goal on Jan. 6 vs. Dallas...Returned to Bridgeport on Jan. 15 after scoring four points (1g/3a) in 15 games...Represented the Sound Tigers at the 2014 AHL All-Star Weekend in St. John's, NL, winning the accuracy shooting event in the Skills Competition and scoring twice in the game...Recalled under emergency conditions on Feb. 24...Had his first multi-point game (2a) and went plus-4 on Mar. 25 at Carolina.

### NHL PLAYOFFS:

**2015:** Made his Stanley Cup Playoffs debut, appearing in all seven games during the Islanders' First Round series against Washington...Tied for the team lead in goals (2) and finished fourth in points (4).

### INTERNATIONAL:

Represented Canada at two World Junior Championships (2012 - Calgary & Edmonton; 2013 - Ufa, Russia), winning bronze in 2012...Represented Canada at the 2013 Canada-Russia Challenge, scoring four points (2g/2a) in four games, including the overtime tournament winner...Won a silver medal with Team Ontario at the 2010 Under-17 World Hockey Challenge in Timmins, Ontario.

### JUNIOR:

**2012-13:** Led the Niagara IceDogs in scoring with 94 points (34g/60a) in 53 games during his fourth and final season in the Ontario Hockey League...Led Niagara in assists and plus-minus rating (+43), establishing career highs in each category...Added three points (2g/1a) in five OHL Playoff games...Following the conclusion of his junior season, signed an amateur tryout contract with the Bridgeport Sound Tigers (AHL) and posted seven points (2g/5a) in 10 games...Scored on his first shot in his professional debut, and also added an assist on Apr. 2 at Worcester...Recorded two assists on Apr. 4 vs. Worcester. **2011-12:** Scored 68 points (30g/38a) in 46 games with Niagara during his third season in the OHL...Finished third on the team in goals, despite playing in just 46 of the team's 68 games...Posted the highest points-per-game on the team (1.48)...Finished second on the team with a career-best plus-37 rating...Added 23 points (7g/16a) in 20 postseason games, leading Niagara to the OHL finals...Tied for second on the team in playoff scoring...Remained on the Islanders roster and was a healthy scratch for the first two games of the season, missing seven OHL games before being returned to Niagara on Oct. 13...Finished second on Team Canada with nine points (3g/6a) and a plus-9 rating in six games...Suffered facial fractures on Jan. 14 at Barrie and missed nine games, returning on Feb. 9 vs. Mississauga. **2010-11:** Finished third in Ontario Hockey League scoring and led Niagara with 106 points (33g/73a) in 65 games during his second OHL season...Helped lead Niagara to a franchise-best 45 wins and 96 points...Voted Most Improved Player and Best Playmaker in the OHL Eastern Conference Coaches Poll...Posted 1.63 points-per-game, finishing first among OHL forwards...Ranked fourth on the team with a plus-28 rating...Added 12 points (6g/6a) in 14 playoff games...Named to the OHL Second All-Star Team...Posted 35 multi-point games, including a pair of four-point efforts (3g/1a on Oct. 13 at Belleville and 4a on Mar. 19 vs. Kingston)...Had a goal in six straight playoff games from Apr. 7-15. **2009-10:** Split his first OHL season between the Barrie Colts and Niagara...Scored 14 points (5g/9a) in 34 games with Barrie, before being traded to Niagara in exchange for Alex Pietrangelo on Jan. 9...Posted 13 points (3g/10a) in 27 games with Niagara and added three assists in five playoff games...Drafted by Barrie in the first round (eighth overall) of the OHL Priority Selection.

### MILESTONES:

**1st NHL Game:** 12/14/13 vs. MTL

**1st NHL Assist/Point:** 12/20/13 at NYR

**1st NHL Goal:** 1/6/14 vs. DAL

### SINGLE GAME HIGHS:

**Goals:** 2 2/16/15 at NYR  
**Assists:** 3 12/31/14 at WPG  
**Points:** 4 12/31/14 at WPG  
**PIM:** 7 2/7/15 at BOS  
**+/-:** +4 3/25/14 at CAR  
**TOI:** 22:55 4/7/15 at PHI

### STROME VERSUS NHL:

	GP	G	A	PTS	PIM
ANA	3	0	1	1	0
ARI	2	0	1	1	0
BOS	4	0	0	0	7
BUF	5	1	0	1	0
CGY	3	1	2	3	4
CAR	6	0	6	6	4
CHI	3	0	1	1	0
COL	6	2	2	4	0
CBJ	6	2	2	4	0
DAL	4	1	2	3	2
DET	4	1	0	1	0
EDM	3	0	0	0	0
FLA	6	2	1	3	2
LAK	2	0	2	2	2
MIN	4	0	1	1	4
MTL	4	1	1	2	2
NSH	2	0	0	0	0
NJD	8	2	2	4	2
NYI	-	-	-	-	-
NYR	6	3	4	7	2
OTT	5	1	2	3	4
PHI	4	0	2	2	0
PIT	5	2	3	5	4
SJS	3	0	0	0	4
STL	2	1	0	1	2
TBL	5	2	0	2	2
TOR	5	0	2	2	4
VAN	3	1	0	1	0
WSH	5	1	4	5	2
WPG	3	1	4	5	2

# 18 | RYAN STROME | CENTER

## CAREER STATISTICS:

SEASON	CLUB	REGULAR SEASON										PLAYOFFS					
		LEA	GP	G	A	PTS	PIM	PP	SH	GW	+/-	GP	G	A	PTS	PIM	+/-
2008-09	Toronto	GTHL	76	41	63	104	86	-	-	-	-	-	-	-	-	-	-
2009-10	Barrie	OHL	34	5	9	14	35	2	0	-	+7	-	-	-	-	-	
	Niagara	OHL	27	3	10	13	26	3	0	-	-9	5	0	3	3	0	-1
2010-11	Niagara	OHL	65	33	73	106	82	9	2	-	+28	14	6	6	12	19	-4
2011-12	Niagara	OHL	46	30	38	68	47	9	1	-	+37	20	7	16	23	31	-3
	Canada	WJC	6	3	6	9	8	1	0	0	+9	-	-	-	-	-	-
2012-13	Niagara	OHL	53	34	60	94	59	5	2	-	+43	5	2	1	3	8	-4
	Bridgeport	AHL	10	2	5	7	4	0	0	0	-1	-	-	-	-	-	-
2013-14	Canada	WJC	6	4	2	6	10	-	-	-	-	-	-	-	-	-	-
	Bridgeport	AHL	37	13	36	49	41	2	0	2	+16	-	-	-	-	-	-
2014-15	NY ISLANDERS	NHL	37	7	11	18	8	4	0	1	-1	-	-	-	-	-	-
	NY ISLANDERS	NHL	81	17	33	50	47	1	1	2	+23	7	2	2	4	2	+1
	<b>NY ISLANDERS TOTALS</b>		<b>118</b>	<b>24</b>	<b>44</b>	<b>68</b>	<b>55</b>	<b>5</b>	<b>1</b>	<b>3</b>	<b>+22</b>	<b>7</b>	<b>2</b>	<b>2</b>	<b>4</b>	<b>2</b>	<b>+1</b>
	<b>NHL TOTALS</b>		<b>118</b>	<b>24</b>	<b>44</b>	<b>68</b>	<b>55</b>	<b>5</b>	<b>1</b>	<b>3</b>	<b>+22</b>	<b>7</b>	<b>2</b>	<b>2</b>	<b>4</b>	<b>2</b>	<b>+1</b>

MANAGEMENT

18 RYAN STROME

IN THE SYSTEM

NHL ENTRY DRAFT

SOUND TIGERS

YEAR IN REVIEW



## 91 | JOHN TAVARES | CENTER

**SHOOTS:** LEFT **HEIGHT:** 6-1 **WEIGHT:** 211 **BIRTHDAY:** 9.20.1990 **BIRTHPLACE:** OAKVILLE, ON

### ISLANDERS TRANSACTIONS:

Selected by the Islanders in the first round (first overall) of the 2009 National Hockey League Draft. Agreed a three-year, entry-level contract on July 15, 2009. Agreed to a six-year extension on September 16, 2011.

### LAST SEASON:

Scored 86 points (38g/48a), one shy of the NHL lead, in 82 games during his sixth season with the Islanders...Established career highs in goals, points and power-play goals (13), leading the team in each category, while playing in every regular-season game for the fourth time in his career...Ranked fifth in the league with 31 power-play points (13g/18a)...Recorded 25 multi-point games...Had multi-point games in each of the Islanders' first four games (2g/7a) from Oct. 10 - Oct. 16...Broke the franchise record for career overtime goals with his fifth on Nov. 5 at Anaheim...Recorded three assists, including the 200th of his career on Jan. 16 vs. Pittsburgh... Scored four goals for Team Toews in his second career NHL All-Star Game on Jan. 25 in Columbus, tying an All-Star Game record as the sixth player ever to score four...Appeared in his 400th NHL game on Feb. 3 vs. Florida...Had a four-point game (2g/2a) on Feb. 14 vs. Columbus...Scored his 400th NHL point on Apr. 11 vs. Columbus.

### CAREER:

**2013-14:** Scored 66 points (24g/42a) in 59 games during an injury-shortened, fifth season with the Islanders and his first season as captain...Despite missing the final 22 games of the season due to an MCL tear suffered at the Winter Olympic Games, tied for first on the team in assists, finished second in points and third in goals...His 1.12 points-per-game were the fourth-best mark in the league... Led the club in power-play points (25), power-play goals (5) and game-winning goals (4)...Led Islanders forwards in average time-on-ice (21:14), placing third overall on the team and fourth among NHL forwards...Had 16 multi-point games...Earned Star of the Game honors a team-high 16 times, including a team-high six First Star nods...Named the 14th Captain in Islanders history on Sep. 9... Had a 10-game point streak (4g/8a) from Oct. 5-26, including a six-game assist streak from Oct. 15-26...Appeared in his 300th NHL game on Oct. 22 vs. Vancouver...Missed his first game since Oct. 16, 2010 on Dec. 28 vs. NY; he'd played 246 straight games, marking the fifth-longest consecutive game streak in Islander history...Recorded his second career five-point game (3g/2a), including his fifth career hat trick and his 300th NHL point, on Jan. 6 vs. Dallas...Recorded points in seven straight games (7g/9a) from Dec. 23 - Jan. 7... Named the NHL's First Star of the Week on Jan. 13 (4g/6a in 4GP)...Suffered a season-ending knee injury at the Winter Olympic Games in Sochi on Feb. 19 vs. Latvia. Prior to the injury, Tavares was third in the NHL scoring race. **2012-13:** Led the Islanders in points for the fourth-straight season, notching 47 points (28g/19a) in 48 games...Finished third in the league in goals, first in even-strength goals (19), second in division goals (12) and away goals (15), third in power-play goals (9) and sixth in game-winning goals (5), home goals (13) and outside-division goals (16)...Named one of three finalists for the Hart Trophy, awarded annually to the league's most valuable player...Was one of eight Islanders to appear in all 48 games...Posted 13 multi-point games, including three, three-point efforts and a four-point game...Had a three-game goal streak (4g) and point streak (4g/3a) from Jan. 27-31...Had a five-game goal streak (7g/2a) from Feb. 7-16...Recorded his fourth-career hat trick (3g/1a) on Feb. 16 vs. New Jersey...Named the NHL's First Star of the Week for the period ending Feb. 17 (5g/2a in 3GP)...Scored his 100th career goal on Mar. 9 vs. Washington...Had a five-game point streak (4g/1a) from March 21-28...Finished the season having appeared in 207 consecutive games, the longest active streak on the team...Appeared in 28 games with SC Bern in Switzerland during the NHL lockout, recording 42 points (17g/25a). **2011-12:** Led the Islanders in scoring for the third consecutive season and tied for seventh in the NHL with 81 points (31g/50a) in 82 games during his third professional campaign...Established career highs in goals, assists, points and games played...Served as an assistant captain...Registered a point on 41.3% of all Islanders goals (81-of-196)...Became the fourth player in Islanders history to score at least 73 points in a season at age 21 or younger (Bossy, Trotter, Potvin)...Was the first Islander to score at least 70 points in a season since 2001-02 (Yashin) and the first with 50 assists since 1993-94 (Turgeon)...Led the team with eight game-winning goals, tying for seventh in the league...Was one of four Islanders to appear in all 82 contests (Moulson, Nielsen, Streit)...Posted 20 multi-point games, including three four-point efforts and six three-point contests...Led the team in power-play scoring with 25 points (7g/18a)...Finished second in the NHL in takeaways (99) and outside-division points (66), fourth in the league in team faceoffs taken (34.7%), fifth in the league in home goals (23), sixth in faceoffs won (814) and home points (45) and tied for seventh in the NHL in even-strength points (56)...Led the Islanders in Three Stars of the Game honors with 24 selections, including 12 first-star honors...Recorded a four-point period (1st) on Oct. 13 vs. Tampa Bay...Posted his second-straight four-point game, including his third-career hat trick on Oct. 15 vs. NY Rangers...Named the NHL's Second Star of the week on Oct. 17...Had a team season-high 12-game point streak (8g/13a) from Dec. 29 - Jan. 21, including a six-game assist streak (9a) from Dec. 29 - Jan. 10...Appeared in his 200th career NHL game on Jan. 7 at Phoenix...Played in his first career NHL All-Star Game on Jan. 29 in Ottawa...Named the NHL's First Star of the Month for January...Recorded his 100th career assist on Feb. 9 vs. Montreal...Reached the 30-goal mark for the first time on Mar. 13 vs. Washington...Scored his 200th career point on Apr. 3 at New Jersey. **2010-11:** Led the Islanders in scoring for the second-straight season with a career-high 67 points (29g/38a)...Led the team in assists and ranked third in goals...Posted a team-high four game-winning goals and tied for first in the NHL with three overtime goals...Co-led the team with nine power-play goals...Finished fifth in the league with 75 takeaways...Had a team-high 17 multi-point games...Suffered a concussion in the Islanders season-opener on Oct. 9 vs. Dallas and missed three games...Scored his first goal of the season in his first game back on Oct. 16 vs. Colorado to kick off a five-game point streak through Oct. 27 (6g/2a)... Scored the first overtime goal of his career on Oct. 18 at Toronto...Scored his first-career hat trick on Oct. 23 at Florida...Played in his 100th NHL/Islanders game on Nov. 24 vs. Columbus...Had a six-game point streak from Dec. 16-27 (2g/5a)...Scored his second overtime winner of the season and added an assist on Dec. 22 vs. Tampa Bay...Recorded consecutive three-point nights on Dec. 31 at Detroit (1g/2a) and Jan. 3 at Calgary (2g/1a)...Scored his third overtime winner of the season on Jan. 8 at Colorado...Scored a "natural hat trick" on Jan. 15 vs. Buffalo...Had points in five straight games from Feb. 5-13 (3g/6a)...Had a four-point game (1g/3a) including his 20th goal on Feb. 11 vs. Pittsburgh...Scored his 100th point on Feb. 13 at Buffalo...Had a three-point night (1g/2a) on Apr. 9 at Philadelphia. **2009-10:** Led the Islanders in scoring and ranked second among NHL rookies with 54 points (24g/30a)...Ranked third among

### MILESTONES:

<b>1st NHL Game:</b>	10/3/09 vs. PIT
<b>1st NHL Goal:</b>	10/3/09 vs. PIT (Fleury)
<b>1st NHL Assist/Point:</b>	10/3/09 vs. PIT
<b>100th NHL Game:</b>	11/24/10 vs. CBJ
<b>100th NHL Point:</b>	2/13/11 at BUF
<b>200th NHL Game:</b>	1/7/12 at PHX
<b>100th NHL Assist:</b>	2/9/12 vs. MTL
<b>200th NHL Point:</b>	4/3/12 at NJ
<b>100th NHL Goal:</b>	3/9/13 vs. WSH
<b>300th NHL Point:</b>	1/6/14 vs. DAL
<b>200th NHL Assist:</b>	1/16/15 vs. PIT
<b>400th NHL Game:</b>	2/3/15 vs. FLA
<b>400th NHL Point:</b>	4/11/15 vs. CBJ

### SINGLE GAME HIGHS:

<b>Goals</b>	3 (five times)	Last: 1/6/14 vs. DAL
<b>Assists</b>	3 (nine times)	Last: 3/29/15 vs. DET
<b>Points</b>	5 (twice)	Last: 1/6/14 vs. DAL
<b>PIM</b>	12	10/29/13 vs. NYR
<b>+/-</b>	+4 (five times)	Last: 2/14/15 vs. CBJ
<b>TOI</b>	26:46	4/11/10 vs. PIT

### CAREER HAT TRICKS:

3g/0a	1/15/11 vs. BUF
3g/0a	10/23/10 at FLA
3g/1a	10/15/11 vs. NYR
3g/1a	2/16/13 vs. NJ
3g/2a	1/6/14 vs. DAL

### TAVARES VERSUS NHL:

	GP	G	A	PTS	PIM
ANA	8	4	4	8	2
ARI	7	3	4	7	4
BOS	21	10	11	21	6
BUF	19	10	10	20	8
CGY	6	5	4	9	4
CAR	22	16	14	30	16
CHI	8	0	5	5	2
COL	8	3	1	4	2
CBJ	10	5	8	13	6
DAL	8	4	6	10	0
DET	9	3	9	12	0
EDM	6	3	4	7	0
FLA	19	8	8	16	8
LAK	9	0	4	4	4
MIN	7	2	2	4	2
MTL	20	6	10	16	12
NSH	7	5	3	8	2
NJD	28	11	9	20	12
NYI	-	-	-	-	-
NYR	31	11	17	28	28
OTT	19	3	6	9	14
PHI	30	14	12	26	12
PIT	31	8	15	23	10
SJS	6	1	6	7	2
STL	8	3	2	5	4
TBL	20	7	13	20	16
TOR	20	10	12	22	12
VAN	6	3	5	8	0
WSH	21	10	10	20	4
WPG	18	6	13	19	13

# 91 | JOHN TAVARES | CENTER

rookies in assists and tied for the league lead among rookies in goals...Became the first rookie to lead the Islanders outright in scoring since Denis Potvin in 1973-74 (Trent Hunter tied for the team lead in points in 2003-04). His 54 points were the most for an Islanders rookie since 1988-89 (D. Volek, 59)...Led the team and all NHL rookies with 11 power-play goals and 25 power-play points. Became the first Islander since Jason Blake (14) and Mike Sillinger (11) in 2006-07 to record 11 power-play goals in a season...Scored his first NHL point/assist and goal in his NHL debut on Oct. 3 vs. Pittsburgh...Became the 18th Islander to score a goal in his NHL debut...Recorded his first NHL penalty minutes on Oct. 17 vs. San Jose...Recorded his first two-goal game on Nov. 13 at Carolina...Scored five consecutive Islanders goals from Dec. 4-9, tying the club record for most consecutive goals by one player (Bryan Trottier scored five consecutive goals in one game (2/13/82 vs. Philadelphia) and Mariusz Czerkawski equaled the mark over a three-game period (Mar. 28 - Apr. 1, 1998))...Recorded a career-best five points (2g/3a) on Mar. 16 at Vancouver, tying an Islanders rookie record.

## NHL PLAYOFFS:

**2015:** Led the Islanders in playoff scoring with six points (2g/4a) in seven games during a First Round series against Washington...Scored in overtime in Game 3. **2013:** Made his Stanley Cup Playoffs debut, co-leading the Islanders in goals (3) and points (5) in six games of the club's Eastern Conference Quarterfinals against Pittsburgh.

## INTERNATIONAL:

Represented Canada at three World Championships (2012 - Finland and Sweden; 2011 - Slovakia; 2010 - Germany), scoring a point-per-game or better in each tournament. Scored nine points (4g/5a) in eight games in 2012, nine points (5g/4a) in seven games in 2011 and seven goals in seven games in 2010. Suffered a foot injury in 2010...Also played for Team Canada at two World Junior Championships (2009 - Ottawa; 2008 - Czech Republic), winning a gold medal at each tournament. Named tournament MVP in 2009 with 15 points (8g/7a). Totaled 20 career WJC points (12g/8a). His 12 goals tied Eric Lindros and Jeff Carter for most goals in a career by a Canadian at the WJC...Appeared in one Under-18 World Junior Championship (2007 - Finland), scoring five points (2g/3a) in seven games.

## JUNIOR:

**2008-09:** Led the Ontario Hockey League in regular-season scoring with 58 goals and 46 assists for 104 points in 56 games...His mark of 58 goals led the league...Played for London in their playoff run and finished tied for ninth in OHL playoff scoring with 21 points (10g/11a) in 14 games...Set a new OHL goal-scoring record, surpassing Peter Lee's 33-year-old mark with his 214th goal on Mar. 8...Finished his junior career with a total of 433 career points (215g/218a, 433 points) in 247 games...Ranked as the top prospect for the 2009 NHL Draft by both NHL Central Scouting and International Scouting Services. **2007-08:** Named the Canadian Hockey League and OHL Player of the Year after posting 118 points (40g/78a) in 59 games. **2006-07:** Was named the 2007 CHL Player of the Year after breaking the OHL record for goals in a season with 72 (Wayne Gretzky, 70)...Named the OHL Player of the Year. **2005-06:** Became the first overall pick in the 2005 OHL Draft after the league adjusted the age entry requirement to allow him to be drafted...Made his OHL debut as a 15-year-old, after receiving 'exceptional player' status and was tabbed as the CHL Rookie of the Year in 2006.

## CAREER STATISTICS:

SEASON	CLUB	REGULAR SEASON										PLAYOFFS					
		LEA	GP	G	A	PTS	PIM	PP	SH	GW	+/-	GP	G	A	PTS	PIM	+/-
2005-06	Oshawa	OHL	65	45	32	77	72	-	-	-	-13	-	-	-	-	-	-
2006-07	Oshawa	OHL	67	72	62	134	60	-	-	-	+25	9	7	12	19	6	-4
	Canada	WJC-18	7	2	3	5	4	1	0	1	+4	-	-	-	-	-	-
2007-08	Oshawa	OHL	59	40	78	118	69	-	-	-	+22	15	3	13	16	20	+3
	Canada	WJC	7	4	1	5	2	3	0	0	E	-	-	-	-	-	-
2008-09	Oshawa	OHL	32	26	28	54	32	-	-	-	+5	-	-	-	-	-	-
	London	OHL	24	32	18	50	22	-	-	-	+5	14	10	11	21	8	-2
2009-10	Canada	WJC	6	8	7	15	0	5	0	0	+7	-	-	-	-	-	-
	NY ISLANDERS	NHL	82	24	30	54	22	11	0	2	-15	-	-	-	-	-	-
2010-11	Canada	WC	7	7	0	7	6	3	0	0	+2	-	-	-	-	-	-
	NY ISLANDERS	NHL	79	29	38	67	53	9	0	4	-16	-	-	-	-	-	-
2011-12	Canada	WC	7	5	4	9	12	0	0	0	+6	-	-	-	-	-	-
	NY ISLANDERS	NHL	82	31	50	81	26	7	0	8	-6	-	-	-	-	-	-
2012-13	Canada	WC	8	4	5	9	12	0	0	0	+4	-	-	-	-	-	-
	Bern	Swiss	28	17	25	42	28	-	-	-	+16	-	-	-	-	-	-
2013-14	NY ISLANDERS	NHL	48	28	19	47	18	9	0	5	-2	6	3	2	5	4	-4
	NY ISLANDERS	NHL	59	24	42	66	40	8	0	4	-6	-	-	-	-	-	-
2014-15	Canada	Olympics	4	0	0	0	4	0	0	0	-	-	-	-	-	-	-
	NY ISLANDERS	NHL	82	38	48	86	46	13	0	8	+5	7	2	4	6	2	+2
<b>NY ISLANDERS TOTALS</b>			<b>432</b>	<b>174</b>	<b>227</b>	<b>401</b>	<b>205</b>	<b>57</b>	<b>0</b>	<b>31</b>	<b>-40</b>	<b>13</b>	<b>5</b>	<b>6</b>	<b>11</b>	<b>6</b>	<b>-2</b>
<b>NHL TOTALS</b>			<b>432</b>	<b>174</b>	<b>227</b>	<b>401</b>	<b>205</b>	<b>57</b>	<b>0</b>	<b>31</b>	<b>-40</b>	<b>13</b>	<b>5</b>	<b>6</b>	<b>11</b>	<b>6</b>	<b>-2</b>

MANAGEMENT

91 JOHN TAVARES

IN THE SYSTEM

NHL ENTRY DRAFT

SOUND TIGERS

YEAR IN REVIEW



## 28 | MAREK ZIDLICKY | DEFENSEMAN

SHOOTS: RIGHT HEIGHT: 5-11 WEIGHT: 190 BIRTHDAY: 2.3.1997 BIRTHPLACE: MOST, CZECH REPUBLIC

### ISLANDERS TRANSACTIONS:

Agreed to a one-year contract on September 18, 2015.

### CAREER TRANSACTIONS:

Selected by the New York Rangers in the sixth round (176th overall) of the 2001 National Hockey League Draft. Traded with Rem Murray and Tomas Kloucek from New York to the Nashville Predators in exchange for Mike Dunham on December 12, 2002. Traded to from Nashville to Minnesota in exchange for Ryan Jones and Minnesota's second-round choice (Charles-Olivier Rousseau) in 2009 Entry Draft, on July 1, 2008. Traded from Minnesota to New Jersey in exchange for Kurtis Foster, Nick Palmieri, Stephane Veilleux, Washington's second-round choice (Raphael Bussieres) in 2012 and New Jersey's third-round choice (later traded to Islanders-Eamon McAdam) in 2013 on February 24, 2012. Traded from New Jersey to the Detroit Red Wings in exchange for a conditional pick in the 2016 draft on March 4, 2015.

### LAST SEASON:

Played a league-leading 84 games during his 11th NHL season, split between the New Jersey Devils (63) and Detroit Red Wings (21)... Scored six of his seven goals on the power play... Scored an overtime goal in his first game with Detroit, a 2-1 victory over the NY Rangers on Mar. 4... Scored a season-high three points (1g/2a) in a 5-1 win over Pittsburgh on Mar. 15.

### CAREER:

**2013-14:** Finished first among Devils defensemen and fifth on the team with 42 points (12g/30a) in 81 games... His 12 goals were the second-most (tie, '08-09) of his NHL career... Led the team in power-play goals (8) and penalty minutes (60)... Totaled nine multi-point games, including three two-goal efforts... Notched second career overtime goal on Jan. 11 vs. Florida... Missed one game on Dec. 7 at NY Rangers with an upper body injury. **2012-13:** Appeared in all 48 games with New Jersey during the work-stoppage shortened season, not missing a game for the first time since his rookie campaign in 2003-04 with Nashville... Collected 11 power-play points (1g/10a)... Played in 25 games with Kladno (Czech Rep.) prior to the NHL season. **2011-12:** Played in 63 games split between the Minnesota (41) Wild and New Jersey (22)... Recorded three multi-point games, including a season-high three assists on Dec. 29 vs. Edmonton. **2010-11:** Scored 24 points (7g/17a) in 46 games, the fewest games total of his NHL career... Notched a power-play goal in his 500th NHL game on Mar. 6 vs. Buffalo... Missed 36 games due to injury, including 21 straight Dec. 31-Feb. 16 (shoulder); also missed 13 games due to lower-body injury. **2009-10:** Games played (78), assists (37) and points (43) were his most in three seasons with Minnesota... Scored four power-play goals and three game-winning goals... Tied for 13th among NHL defensemen in assists... Notched 2 points (1g/1a) in his 400th career contest Nov. 10 at Toronto... Reached the 200-assist mark on Feb. 10 vs. Phoenix... Missed the final three games of the season with arm injury. **2008-09:** Matched his career high with 10 power-play goals in his first season with Minnesota... Scored a team-high 25 power-play points for the second-highest total of career (29, Nsh., '05-06)... Recorded eight multi-point games and became the first defenseman in team history to record more than one three-point effort in a season... Recorded assists in a season-high four straight contests from Nov. 28 - Dec. 3 (1g/4a)... Scored his 200th NHL point on Jan. 27 vs. Toronto... Led the team with three game-deciding goals and was 3/5 in shootouts... Recorded a career-high 147 shots on goal... Made his season debut on Oct. 23 vs. Buffalo after missing 4 games with a lower-body injury. **2007-08:** Finished first among Nashville Predators defensemen with 38 assists and 43 points... Paced the club with 21 power-play assists and 25 power-play points... Totals showed five multiple-point outings, including two three-assist efforts... Recorded a season-high 4-game assist/point streak from Feb. 10-16 (5a)... Appeared in his 300th NHL game on Mar. 18 vs. Washington. **2006-07:** Ranked second among Nashville defensemen with 26 assists... Matched his career high with a plus-eight rating... Posted five multi-point games, including three three-point efforts... Skated in his 200th career NHL game on Feb. 1 at Phoenix. **2005-06:** Finished second among Nashville defensemen and tied for 14th among NHL blueliners with 49 points (12g/37)... Was first among Predators' defensemen in goals and power-play goals (10)... Tied for 13th among league defensemen in power-play points (29)... Tied for third on the team in assists (37)... Matched his career-high with 82 penalty minutes... Totals included 12 multi-point games... Missed the final 11 regular-season games and three post-season contests with a shoulder injury; also missed 3 games from Jan. 28-Feb. 2 due to a hand injury. **2004-05:** Led HIFK Helsinki (Finland) defensemen and ranked fourth overall in scoring with 31 pts (11g/20a). **2003-04:** Appeared in all 82 games during rookie campaign with Nashville... Notched career highs across the board with 53 points, 14 goals and 39 assists... Among NHL defensemen, finished tied for eighth in goals, fourth in assists and tied for fourth in points; was tied for third in power-play goals (9)... Began his NHL career by registering points in six straight contests from Oct. 9-23 (2g/5a)... Recorded nine multiple-point games, including a franchise-record 5 assists on Feb. 18 vs. San Jose... Due to his age, was not eligible for the Calder Memorial Trophy as league's top rookie.

### NHL PLAYOFFS:

**2015:** Played in six games during Detroit's Eastern Conference First Round series against the Tampa Bay Lightning. **2012:** Appeared in all of New Jersey's 24 games during their run to the Stanley Cup Final, scoring 9 points (1g/8a). **2007:** Tallied two assists in Nashville's five-game Western Conference Quarterfinals series vs. San Jose. **2006:** Played in two postseason games and recorded his first career NHL playoff point with an assist in Game Five of Nashville's Western Conference Quarterfinals series vs. San Jose. **2004:** Made his Stanley Cup Playoffs debut in Game One of Nashville's Western Conference Quarterfinals series at Detroit; suffered a concussion and missed the remainder of the series.

### INTERNATIONAL:

Represented the Czech Republic at three Olympic Games (2014 - Sochi; 2010 - Vancouver; 2006 - Turin) winning bronze in 2006. Also played for the Czech Republic at six World Championships (2013 - Stockholm/Helsinki; 2011 - Slovakia; 2009 - Switzerland; 2008 - Quebec City/Halifax; 2007 - Moscow; 2005 - Vienna), winning gold in 2005 and bronze in 2011. Won bronze at the 2004 World Cup of Hockey in Canada. Also played two World Junior Hockey Championships (1997 - Switzerland; 1995 - Alberta).

### MILESTONES:

<b>1st NHL Game:</b>	10/9/03 vs. ANA
<b>1st NHL Goal/Point:</b>	10/11/03 vs. DAL (Turco)
<b>1st NHL Assist:</b>	10/16/03 vs. STL
<b>100th NHL Game:</b>	11/19/05 at MIN
<b>100th NHL Point:</b>	3/21/06 at DET
<b>200th NHL Game:</b>	2/1/07 at PHX
<b>100th NHL Assist:</b>	3/3/07 at LAK
<b>300th NHL Game:</b>	3/18/08 at WAS
<b>200th NHL Point:</b>	2/10/10 vs. PHX
<b>200th NHL Assist:</b>	2/10/10 vs. PHX
<b>500th NHL Game:</b>	3/6/11 vs. BUF
<b>300th NHL Point:</b>	3/8/12 vs. NYI
<b>600th NHL Game:</b>	3/19/13 vs. NYR
<b>700th NHL Game:</b>	10/9/14 at PHI
<b>300th NHL Assist:</b>	12/4/14 at TOR

### SINGLE GAME HIGHS:

<b>Goals</b>	2 (9 times)	Last: 4/13/14 vs. BOS
<b>Assists</b>	5	2/18/04 vs. SJS
<b>Points</b>	5	2/18/04 vs. SJS
<b>PIM</b>	7 (three times)	Last: 10/31/09 at PIT
<b>+/-</b>	+4 (twice)	Last: 11/3/11 vs. VAN
<b>TOI</b>	31:38	3/31/09 vs. VAN

### ZIDLICKY VERSUS NHL:

	GP	G	A	PTS	PIM
ANA	34	3	14	17	39
ARI	29	5	11	16	18
BOS	19	5	4	9	0
BUF	14	1	8	9	10
CGY	39	1	13	14	18
CAR	19	0	8	8	22
CHI	43	8	12	20	36
COL	34	4	17	21	26
CBJ	49	8	31	39	55
DAL	29	4	9	13	20
DET	47	2	21	23	54
EDM	39	1	17	18	42
FLA	14	1	3	4	12
LAK	31	2	14	16	30
MIN	18	2	6	8	14
MTL	14	0	5	5	8
NSH	14	3	6	9	12
NJD	5	0	3	3	6
NYI	27	5	11	16	12
NYR	22	2	7	9	20
OTT	19	2	4	6	10
PHI	22	1	11	12	18
PIT	23	2	7	9	21
SJS	33	3	16	19	20
STL	43	4	21	25	45
TBL	18	1	6	7	10
TOR	16	3	7	10	18
VAN	40	6	15	21	40
WSH	19	6	6	12	16
WPG	10	0	3	3	8

# 28 | MAREK ZIDLICKY | DEFENSEMAN

## CAREER STATISTICS:

SEASON	REGULAR SEASON											PLAYOFFS					
	CLUB	LEA	GP	G	A	PTS	PIM	PP	SH	GW	+/-	GP	G	A	PTS	PIM	+/-
1994-95	HC Kladno	CZRep	30	2	2	4	38	-	-	-	-	11	1	1	2	10	-
	Czech Republic	WJC	7	0	2	2	31	-	-	-	-	-	-	-	-	-	-
1995-96	HC Poldi Kladno	CZRep	37	4	5	9	72	-	-	-	-	7	1	1	2	8	-
1996-97	HC Poldi Kladno	CZRep	49	5	16	21	50	-	-	-	-	2	0	0	0	0	-
	Czech Republic	WJC	7	0	5	5	12	-	-	-	-	-	-	-	-	-	-
1997-98	HC Velvana Kladno	CZRep	51	2	13	15	121	-	-	-	-	-	-	-	-	-	-
1998-99	HC Velvana Kladno	CZRep	50	10	12	22	94	-	-	-	-	-	-	-	-	-	-
1999-00	HIFK Helsinki	FIN	47	4	16	20	66	-	-	-	-	9	3	2	5	24	-
	HIFK Helsinki	EuroHL	4	2	2	4	10	-	-	-	-	1	0	0	0	0	-
2000-01	HIFK Helsinki	FIN	51	12	25	37	146	-	-	-	-	5	0	1	1	6	-
2001-02	HIFK Helsinki	FIN	56	11	29	40	107	-	-	-	-	-	-	-	-	-	-
2002-03	HIFK Helsinki	FIN	54	10	37	47	79	-	-	-	-	4	0	0	0	4	-
2003-04	NASHVILLE	NHL	82	14	39	53	82	9	0	4	-16	1	0	0	0	0	E
	Czech Republic	WCup	5	3	1	4	2	-	-	-	+3	-	-	-	-	-	-
2004-05	HIFK Helsinki	FIN	49	11	20	31	91	-	-	-	-	5	0	3	3	14	-
	Czech Republic	WC	9	1	3	4	18	-	-	-	-	-	-	-	-	-	-
2005-06	NASHVILLE	NHL	67	12	37	49	82	10	0	1	+8	2	0	1	1	2	E
	Czech Republic	OLY	7	4	1	5	6	-	-	-	-	-	-	-	-	-	-
2006-07	NASHVILLE	NHL	79	4	26	30	72	2	0	1	+8	5	0	2	2	4	-1
	Czech Republic	WC	7	1	5	6	6	-	-	-	-	-	-	-	-	-	-
2007-08	NASHVILLE	NHL	79	5	38	43	63	4	0	0	-5	6	0	3	3	8	-2
	Czech Republic	WC	7	1	4	5	6	-	-	-	-	-	-	-	-	-	-
2008-09	MINNESOTA	NHL	76	12	30	42	76	10	0	3	-12	-	-	-	-	-	-
	Czech Republic	NHL	7	0	1	1	6	-	-	-	-	-	-	-	-	-	-
2009-10	MINNESOTA	NHL	78	6	37	43	67	4	0	3	-16	-	-	-	-	-	-
	Czech Republic	OLY	5	0	5	5	2	-	-	-	-	-	-	-	-	-	-
2010-11	MINNESOTA	NHL	46	7	17	24	30	3	0	0	-6	-	-	-	-	-	-
2011-12	MINNESOTA	NHL	41	0	14	14	24	0	0	0	-6	-	-	-	-	-	-
	NEW JERSEY	NHL	22	2	6	8	10	2	0	1	E	24	1	8	9	22	-2
2012-13	Rytiri Kladno	CZRep	25	3	22	25	28	-	-	-	-	-	-	-	-	-	-
	NEW JERSEY	NHL	48	4	15	19	38	1	0	0	-12	-	-	-	-	-	-
	Czech Republic	WC	2	0	0	0	0	0	0	0	E	-	-	-	-	-	-
2013-14	NEW JERSEY	NHL	81	12	30	42	60	8	0	2	-3	-	-	-	-	-	-
	Czech Republic	OLY	4	2	2	4	0	0	0	+2	-	-	-	-	-	-	-
2014-15	NEW JERSEY	NHL	63	4	19	23	42	3	0	0	-7	-	-	-	-	-	-
	DETROIT	NHL	21	3	8	11	14	3	0	1	-2	5	0	2	2	4	-1
	<b>NHL TOTALS</b>		<b>783</b>	<b>85</b>	<b>316</b>	<b>401</b>	<b>660</b>	<b>59</b>	<b>0</b>	<b>16</b>	<b>-69</b>	<b>44</b>	<b>1</b>	<b>14</b>	<b>15</b>	<b>40</b>	<b>-5</b>

MANAGEMENT

28 MAREK ZIDLICKY

IN THE SYSTEM

2015 NHL ENTRY DRAFT

SOUND TIGERS

YEAR IN REVIEW





MANAGEMENT

IN THE SYSTEM

2014 NHL ENTRY DRAFT

SOUND TIGERS

YEAR IN REVIEW

# IN THE SYSTEM



TRADITION'S  
NEW HOME



## JAKE BISCHOFF | DEFENSEMAN

**SHOOTS:** LEFT **HEIGHT:** 6-1 **WEIGHT:** 192 **BIRTHDAY:** 7.25.1994 **BIRTHPLACE:** CAMBRIDGE, MN

**ISLANDERS TRANSACTIONS:** Selected by the Islanders in the seventh round (185th overall) of the 2012 National Hockey League Draft.

**LAST SEASON:** Scored 11 points (3g/8a) as a sophomore at the University of Minnesota, helping the Golden Gophers win the Big-10 Championship...Led the team in blocked shots (59)...Finished fifth on the team with a plus-10 rating.

**CAREER:** **2013-14:** Scored seven points (3g/4a) in 28 games as a freshman at Minnesota (Big-10)...Tied for third on the team with two game-winning goals, ranked fourth in blocked shots (40) and tied for fifth in plus-minus (+15)...Helped the Golden Gophers advance to the the Men's Division I NCAA tournament finals, falling to Union College in the championship game. **2012-13:** Scored 21 points (8g/13a) in 15 games as a senior at Grand Rapids High School in Minnesota...Named winner of the Reed Larson Award, given annually to the top senior boys high school hockey defenseman in Minnesota...Named a finalist for the 2013 Mr. Hockey Award...Added four assists in two High School playoff games...For the second straight year, played for the Omaha Lancers of the United States Hockey League following the conclusion of his high school season...Recorded two assists in 12 USHL games. **2011-12:** Scored 37 points (11g/26a) in 21 games as a junior at Grand Rapids High School in Minnesota...Finished third on the team and led all defensemen in scoring...Added two assists in one playoff game...Missed games at the start of the season with an injury...Played both defense and forward...Tied for first in "Three-Star Points" during the season...Following the conclusion of his high-school season, played for Omaha of the USHL...Recorded one assist in 10 USHL games. **2010-11:** Scored 25 points (5g/20a) in 24 games as a sophomore at Grand Rapids...Finished second amongst team defensemen in scoring and sixth overall...Added a team-leading six points (6a) in three playoff games.

### CAREER STATISTICS:

SEASON	REGULAR SEASON											PLAYOFFS					
	CLUB	LEA	GP	G	A	PTS	PIM	PP	SH	GW	+/-	GP	G	A	PTS	PIM	+/-
2010-11	Grand Rapids	MN-HS	24	5	18	23	12	-	-	-	+23	3	0	6	6	2	+2
2011-12	Grand Rapids	MN-HS	24	11	27	38	17	-	-	-	-	1	0	2	2	0	-
	Team North	MHSEL	21	4	7	11	4	-	-	-	-	3	1	1	2	-	-
2012-13	Omaha	USHL	10	0	1	1	2	0	0	0	E	-	-	-	-	-	-
	Grand Rapids	MN-HS	15	8	13	21	4	3	0	0	-	2	0	4	4	0	-
2013-14	Omaha	USHL	12	0	2	2	0	0	0	0	-6	-	-	-	-	-	-
	U. of Minnesota	Big-10	28	3	4	7	8	0	0	2	+15	-	-	-	-	-	-
2014-15	U. of Minnesota	Big-10	36	3	8	11	0	0	0	0	+10	-	-	-	-	-	-



## 56 | TAYLOR BECK | FORWARD

**SHOOTS:** RIGHT **HEIGHT:** 6-2 **WEIGHT:** 203 **BIRTHDAY:** 5.13.1991 **BIRTHPLACE:** St. Catharines, ON

**ISLANDERS TRANSACTIONS:** Acquired from Toronto with Matthew Finn, Christopher Gibson, Tom Nilsson and Carter Verhaeghe in exchange for Michael Grabner on September 17, 2015.

**CAREER TRANSACTIONS:** Selected by the Nashville Predators in the third round (70th overall) of the 2009 National Hockey League Draft. Agreed to a one-year deal with Toronto on July 13, 2015.


**LAST SEASON:** Established National Hockey League career highs in games played (62), goals (eight), assists (eight), points (16) and penalty minutes (18) with the Nashville Predators...Made his Stanley Cup Playoffs debut, playing in five games during the Western Conference First Round.

**CAREER:** **2013-14:** Established American Hockey League career highs in goals (17), assists (32), points (49) and penalty minutes (38) during his third full season with the Milwaukee Admirals...Led Milwaukee in assists...Played seven NHL games with Nashville...Skated in three Calder Cup Playoff games in the Western Conference Quarterfinals. **2012-13:** Made his NHL debut with Nashville on March 19 at Columbus and totaled in 16 NHL games during his second professional season...Scored his first NHL goal and first NHL assist on March 23 vs. Columbus...Played the majority of the season with Milwaukee, leading the team in points (41) and assists (30) in 50 games...Scored one assist in two Calder Cup Playoff games in the Western Conference Quarterfinals. **2011-12:** Played his first professional season, skating in 74 games with Milwaukee (AHL)...Finished third on the team in scoring with 40 points (16g/24a)...Added one assist in three Calder Cup Playoff games.

**JUNIOR:** **2010-11:** Served as alternate captain for the Ontario Hockey League's Guelph Storm, leading the team in scoring with 95 points (42g/53a) in 62 games...Added eight points (3g/5a) in six postseason games...Made his professional debut at the end of the season, playing in four regular-season games and eight Calder Cup Playoff games for Milwaukee (AHL). **2009-10:** Led Guelph in scoring with 93 points (39g/54a) in 61 games during his third OHL season...Named to the OHL All-Star Game and OHL Second All-Star Team...Won the Jim Mahon Trophy as the OHL's Top Scoring Right Winger...Scored six points (3g/3a) in five postseason games. **2008-09:** Scored 58 points (22g/36a) in 67 games for Guelph (OHL)...Skated in four OHL postseason games...Scored one goal for Team Orr in a 6-1 victory in the CHL Top Prospects Game. **2007-08:** Tallied 21 points (7g/14a) in 56 games as a rookie with Guelph...Made his OHL playoff debut, skating in seven games...Won a Gold Medal with Team Canada Ontario at the World Hockey Under-17 Challenge

### CAREER STATISTICS:

SEASON	REGULAR SEASON											PLAYOFFS					
	CLUB	LEA	GP	G	A	PTS	PIM	PP	SH	GW	+/-	GP	G	A	PTS	PIM	+/-
2007-08	Guelph	OHL	56	7	14	21	43	2	0	-	+2	7	0	0	0	4	-1
2008-09	Guelph	OHL	67	22	36	58	36	4	0	-	+3	4	0	0	0	2	-5
2009-10	Guelph	OHL	61	39	54	93	54	16	1	-	+19	5	3	3	6	2	-3
2010-11	Guelph	OHL	62	42	53	95	60	16	1	-	+3	6	3	5	8	10	+1
	Milwaukee	AHL	4	0	1	1	0	0	0	0	-2	8	2	0	2	2	-1
2011-12	Milwaukee	AHL	74	16	24	40	32	4	0	2	-2	3	0	1	1	2	-3
2012-13	NASHVILLE	NHL	16	3	4	7	2	1	0	0	E	-	-	-	-	-	-
	Milwaukee	AHL	50	11	30	41	28	3	0	2	+8	2	0	1	1	2	+1
2013-14	NASHVILLE	NHL	7	0	0	0	6	0	0	0	-2	-	-	-	-	-	-
	Milwaukee	AHL	65	17	32	49	38	7	1	2	-8	3	0	0	0	2	-3
2014-15	NASHVILLE	NHL	62	8	8	16	18	2	0	3	-4	5	0	0	0	2	-2
	<b>NHL TOTALS</b>		<b>85</b>	<b>11</b>	<b>12</b>	<b>23</b>	<b>26</b>	<b>3</b>	<b>0</b>	<b>3</b>	<b>-6</b>	<b>5</b>	<b>0</b>	<b>0</b>	<b>0</b>	<b>2</b>	<b>-2</b>



## 38 | KYLE BURROUGHS | DEFENSEMAN

**SHOOTS:** RIGHT **HEIGHT:** 6-0 **WEIGHT:** 203 **BIRTHDAY:** 7.12.1995 **BIRTHPLACE:** VANCOUVER, BC

**ISLANDERS TRANSACTIONS:** Selected by the Islanders in the seventh round (196th overall) of the 2013 National Hockey League Draft. Agreed to a three-year, entry-level contract on April 8, 2015.

**LAST SEASON:** Split his fourth season in the Western Hockey League between the Regina Pats and Medicine Hat Tigers (midseason trade), totaling 39 points (7g/32a) in 66 games...Led Medicine Hat with a career-best plus-35 rating...Finished second among team defensemen in points...Traded from Regina to Medicine Hat, along with Dryden Hunt, in exchange for Connor Hobbs, a second-round pick in 2016 and third-round pick in 2015.

**CAREER:** **2013-14:** Established junior career highs in goals (8), assists (32), points (40) during his third season with the Regina Pats of the Western Hockey League...Finished second among team defensemen in points, goals and assists...Ranked fifth on the team in plus-minus (+14)...Recorded six multi-point games, including a four-assist effort on Oct. 11 vs. Vancouver...Recorded one assist in four WHL Playoff games during Regina's first-round series against the Brandon Wheat Kings. Appeared in nine games with the Bridgeport Sound Tigers of the American Hockey League, making his North American professional debut. **2012-13:** Scored 33 points (5g/28a) in 70 games during his second WHL season with Regina...Led Regina defensemen in assists and points...Finished third on the club in penalty minutes (91). **2011-12:** Scored eight points (2g/6a) in 55 games as a rookie with Regina (WHL)...Finished third among team defensemen in plus-minus rating (+7)...Co-led team defensemen in scoring during the WHL

### CAREER STATISTICS:

SEASON	REGULAR SEASON											PLAYOFFS					
	CLUB	LEA	GP	G	A	PTS	PIM	PP	SH	GW	+/-	GP	G	A	PTS	PIM	+/-
2010-11	Valley West	BCMLL	36	11	25	36	58	-	-	-	-	-	-	-	-	-	-
	Aldergrove	PIJHL	36	11	25	36	58	-	-	-	-	-	-	-	-	-	-
	Regina	WHL	1	0	0	0	0	0	0	0	E	-	-	-	-	-	-
2011-12	Regina	WHL	55	2	6	8	54	0	0	-	+7	5	1	1	2	0	+2
	Canada Pacific	WHL-17	5	1	2	3	14	-	-	-	-	-	-	-	-	-	-
2012-13	Regina	WHL	70	5	28	33	91	3	0	-	-8	-	-	-	-	-	-
2013-14	Regina	WHL	58	8	32	40	72	0	0	-	+14	4	0	1	1	8	-2
	Bridgeport	AHL	9	0	0	0	2	0	0	0	-6	-	-	-	-	-	-
2014-15	Regina	WHL	36	5	17	22	47	1	0	-	+31	-	-	-	-	-	-
	Medicine Hat	WHL	30	2	15	17	38	1	0	-	+4	10	0	4	4	2	E



## TAYLOR CAMMARATA | FORWARD

**SHOOTS:** LEFT **HEIGHT:** 5-7 **WEIGHT:** 156 **BIRTHDAY:** 5.13.1995 **BIRTHPLACE:** MINNEAPOLIS, MN

**ISLANDERS TRANSACTIONS:** Selected by the Islanders in the third round (76th overall) of the 2013 National Hockey League Draft.

**LAST SEASON:** Scored 27 points (3g/24a) as a sophomore at the University of Minnesota, helping the Golden Gophers win the Big-10 Championships...Finished second on the team in assists and fifth in points.

**JUNIOR:** **2013-14:** Scored 27 points (10g/17a) in 39 games as a freshman at the University of Minnesota (Big-10)...Finished seventh on the team in points and sixth in goals...Scored eight power-play points (3g/5a)...Helped the Golden Gophers advance to the the Men's Division I NCAA tournament finals, falling to Union College in the championship game. **2012-13:** Led the United States Hockey League in goals (38) and points (93) during his second season with the Waterloo Black Hawks...Finished second in the league in assists (55) and fourth in plus-minus (+39) in 59 games...Named USA Hockey's Junior Player of the Year, USHL Player of the Year and USHL Forward of the Year...Added five points (2g/3a) in five playoff games. **2011-12:** Named the USHL's Rookie of the Year after leading Waterloo in scoring with 69 points (27g/42a)...Finished sixth in the league in points...Also led the club in postseason scoring with 16 points (8g/8a) in 15 games.

### CAREER STATISTICS:

SEASON	REGULAR SEASON											PLAYOFFS					
	CLUB	LEA	GP	G	A	PTS	PIM	PP	SH	GW	+/-	GP	G	A	PTS	PIM	+/-
2009-10	Shattuck St. Mary's	Bantam	58	92	78	170	8	-	-	-	-	-	-	-	-	-	-
2010-11	Shattuck St. Mary's	U-16	54	71	68	139	6	-	-	-	-	-	-	-	-	-	-
2011-12	Waterloo	USHL	60	27	42	69	6	5	0	0	+1	15	8	8	16	6	+4
2012-13	Waterloo	USHL	59	38	55	93	49	10	0	5	+39	5	2	3	5	0	-1
2013-14	U. of Minnesota	Big-10	39	10	17	27	6	3	0	2	+6	-	-	-	-	-	-
2014-15	U. of Minnesota	Big-10	39	3	24	27	10	1	0	1	+3	-	-	-	-	-	-

MANAGEMENT

THE PLAYERS

IN THE SYSTEM

NHL ENTRY DRAFT

SOUND TIGERS

YEAR IN REVIEW



## 49 | SEBASTIAN COLLBERG | RIGHT WING

**SHOOTS:** RIGHT **HEIGHT:** 5-11 **WEIGHT:** 196 **BIRTHDAY:** 2.23.1994 **BIRTHPLACE:** MARIESTAD, SWE

**ISLANDERS TRANSACTIONS:** Acquired by the Islanders in a trade with the Montreal Canadiens, along with Montreal's second-round pick, in exchange for Thomas Vanek on March 5, 2014.

**CAREER TRANSACTIONS:** Selected by the Montreal Canadiens in the second round (33rd overall) of the 2012 NHL Draft.

**LAST SEASON:** Spent his first season with the Islanders organization with the Bridgeport Sound Tigers of the American Hockey League, scoring 18 points (4g/14a) in 43 games...Also played six games with the Stockton Thunder (ECHL), netting seven points (4g/3a)...Suffered a lower-body injury on Oct. 25 in St. John's and missed nine games.

**CAREER:** **2013-14:** Scored nine points (3g/6a) in 40 games with Frolunda HC of the Swedish Hockey League...Also appeared in three games with Frolunda's junior club, scoring six points (5g/1a)...Won a silver medal with Sweden at the 2014 World Junior Championships in Malmo, Sweden, scoring six points (1g/5a) in seven games...Underwent shoulder surgery in the 2014 offseason. **2012-13:** Spent the majority of the season with Frolunda's top team in the Swedish Hockey League, scoring nine points (6g/3a) in 35 games...Also played with Orebro in Sweden's Allsvenskan league (one tier below SHL), scoring eight points (6g/2a) in 15 games...Made his American Hockey League debut, appearing in two games with the Hamilton Bulldogs at the end of the season on Apr. 19 and 21...Won a silver medal with Sweden at the World Junior Championships in Ufa, Russia, scoring six points (4g/2a). **2011-12:** Appeared in a career-high 41 SHL games with Frolunda...In 21 games with Frolunda's junior club, scored 17 points (9g/8a)...Joined Frolunda's under-18 team for the Allsvenskan playoffs and helped them capture bronze with six points (3g/3a) in four games...Won gold with Sweden at the World Junior Championship (Calgary & Edmonton) and silver at the World Under-18 Junior Championship (Czech Republic). **2010-11:** Scored more points than any other under-17-year-old in Sweden's junior league with Frolunda, netting 44 points (21g/23a) in 35 games...Won gold medals with Frolunda's junior team (SuperElit) and under-18 team (Allsvenskan).

### CAREER STATISTICS:

SEASON	REGULAR SEASON											PLAYOFFS					
	CLUB	LEA	GP	G	A	PTS	PIM	PP	SH	GW	+/-	GP	G	A	PTS	PIM	+/-
2008-09	Mariestad BoIS	SWE-U18	16	8	8	16	4	-	-	-	-	-	-	-	-	-	-
	Mariestad BoIS	SWE-U20	21	4	4	8	10	-	-	-	-	-	-	-	-	-	-
2009-10	Mariestad BoIS	SWE-U18	15	12	15	27	8	-	-	-	-	-	-	-	-	-	-
	Mariestad BoIS	SWE-U20	26	25	14	39	16	-	-	-	-	-	-	-	-	-	-
2010-11	Frolunda	SWE-U18	8	9	7	16	0	-	-	-	-	-	-	-	-	-	-
	Frolunda	SWE-U20	35	21	23	44	12	-	-	-	-	-	-	-	-	-	-
	Frolunda	SHL	5	0	0	0	0	-	-	-	-	-	-	-	-	-	-
2011-12	Frolunda	SWE-U18	1	1	1	2	0	-	-	-	-	-	-	-	-	-	-
	Frolunda	SWE-U20	21	9	8	17	18	-	-	-	-	-	-	-	-	-	-
	Frolunda	SHL	41	0	0	0	0	0	0	0	-	-	-	-	-	-	-
	Sweden	WJC-18	6	4	5	9	14	2	0	0	+1	-	-	-	-	-	-
	Sweden	WJC	6	4	3	7	0	1	0	1	+2	-	-	-	-	-	-
2012-13	Frolunda	SWE-U20	1	0	0	0	0	0	0	0	-	-	-	-	-	-	-
	Orebro	SWE-2	15	6	2	8	2	-	-	-	-	-	-	-	-	-	-
	Mariestads BoIS	SWE-3	1	1	1	2	0	-	-	-	-	-	-	-	-	-	-
	Frolunda	SHL	35	6	3	9	6	-	-	-	-	-	-	-	-	-	-
	Sweden	WJC	6	4	2	6	4	3	0	2	-2	-	-	-	-	-	-
2013-14	Hamilton	AHL	2	0	0	0	0	0	0	0	-2	-	-	-	-	-	-
	Frolunda	SWE-U20	3	5	1	6	0	-	-	-	+5	1	0	1	1	2	+1
	Frolunda	SHL	40	3	6	9	8	-	-	-	-2	1	0	0	0	0	-1
2014-15	Sweden	WJC	7	1	5	6	6	1	0	0	+4	-	-	-	-	-	-
	Bridgeport	AHL	43	4	14	18	13	0	0	2	-6	-	-	-	-	-	-
	Stockton	ECHL	6	4	3	7	0	1	0	-	-2	-	-	-	-	-	-



## 61 | VICTOR CRUS RYDBERG | FORWARD

**SHOOTS:** RIGHT **HEIGHT:** 5-11 **WEIGHT:** 186 **BIRTHDAY:** 3.21.1995 **BIRTHPLACE:** VAXJO, SWE

**ISLANDERS TRANSACTIONS:** Selected by the Islanders in the fifth round (136th overall) of the 2013 National Hockey League Draft.

**LAST SEASON:** Scored 45 points (15g/30a) in 55 games during his second season with the Plymouth Whalers of the Ontario Hockey League...Finished second on the team in assists and third in points.

**JUNIOR: 2013-14:** Spent his first season in North America with Plymouth, scoring 37 points (12g/25a) in 62 games...Finished fourth on the team in points and assists and fifth in goals...Had three points (1g/2a) in five playoff games. Appeared in seven games with the Bridgeport Sound Tigers of the American Hockey League, making his North American professional debut. **2012-13:** Recorded 35 points (12g/23a) in 35 games with Linköping in Sweden's SuperElit league (Under-20)...Added two goals in four playoff games...Represented Sweden at the 2013 Under-18 World Junior Championships in Sochi, Russia, recording an assist in four games. **2011-12:** Played his first season with Linköping, but his third season bouncing between Sweden's Elit (Under-18) and SuperElit (Under-20) leagues...Recorded two assists in 10 games for Linköping's SuperElit Championship-winning club (Did not play a playoff game)...With Linköping's Under-18 club, scored 37 points (17g/20a) with a plus-28 rating in 30 games, adding three points (1g/2a) in three postseason contests. **2010-11:** Split the season between Tingsryds' Under-20 and Under-18 teams in Sweden...Scored 13 points (1g/12a) in 11 games with the U-18 club and 15 points (6g/9a) in 30 SuperElit games with the U-20 team...Also appeared in three playoff games with the U-18 team, scoring three points (1g/2a). **2009-10:** As a 14-year-old, scored 19 points (12g/7a) in 15 games with Tingsryds' Under-18 club...Also appeared in two SuperElit games with Tingsryds' Under-20 team.

### CAREER STATISTICS:

SEASON	REGULAR SEASON											PLAYOFFS					
	CLUB	LEA	GP	G	A	PTS	PIM	PP	SH	GW	+/-	GP	G	A	PTS	PIM	+/-
2009-10	Tingsryds U18	U18 Elit	15	12	7	19	12	-	-	-	-	-	-	-	-	-	-
	Tingsryds U20	SuperElit	2	0	0	0	0	-	-	-	-	-	-	-	-	-	-
2010-11	Tingsryds U18	U18 Elit	11	1	12	13	6	-	-	-	-	3	1	2	3	0	-
	Tingsryds U20	SperElit	30	6	9	15	8	-	-	-	-	-	-	-	-	-	-
2011-12	Linköping U18	U18 Elit	22	8	15	23	24	-	-	-	+19	-	-	-	-	-	-
	Linköping U18	Allsvenskan	8	9	5	14	2	-	-	-	+9	3	1	2	3	0	+2
	Linköping U20	SuperElit	10	0	2	2	6	-	-	-	-6	-	-	-	-	-	-
2012-13	Linköping U18	U18 Elit	1	1	0	1	2	-	-	-	+1	-	-	-	-	-	-
	Linköping U18	Allsvenskan	3	3	2	5	2	-	-	-	+4	2	0	0	0	0	-3
	Linköping U20	SuperElit	35	12	23	35	25	-	-	-	+10	4	2	0	2	0	-1
	Linköping Sweden	SEL	1	0	0	0	0	-	-	-	E	-	-	-	-	-	-
2013-14	Plymouth	OHL	62	12	25	37	20	6	0	-	-22	5	1	2	3	6	-6
	Bridgeport	AHL	7	0	0	0	0	0	0	0	-2	-	-	-	-	-	-
2014-15	Plymouth	OHL	55	15	30	45	34	5	0	-	-9	-	-	-	-	-	-

MANAGEMENT

THE PLAYERS

IN THE SYSTEM

NHL ENTRY DRAFT

SOUND TIGERS

YEAR IN REVIEW



## 24 | KEVIN CZUCZMAN | DEFENSEMAN

**SHOOTS:** LEFT **HEIGHT:** 6-3 **WEIGHT:** 206 **BIRTHDAY:** 1.9.1991 **BIRTHPLACE:** PORT ELGIN, ON

**ISLANDERS TRANSACTIONS:** Signed by the Islanders as a college free agent to a two-year, entry-level deal on March 11, 2014.

**LAST SEASON:** Played his first professional season with the Bridgeport Sound Tigers of the American Hockey League, scoring seven points (1g/6a) in 50 games... Tied for the second best plus-minus rating on the team with a plus-4 mark...Also appeared in nine ECHL games with the Florida Everblades, scoring one goal.

**COLLEGE:** **2013-14:** Played 13 games with the Islanders following his junior season at Lake Superior State University of the Western Collegiate Hockey Association...Made his NHL debut Mar. 18 vs. Minnesota...Recorded his first NHL assist/point on Mar. 25 at Carolina...At LSSU, set career highs in goals (10), assists (11) and points (21) in 36 games...Named his team's MVP and most valuable defenseman...Led all WCHA defensemen in goals and tied for third in the nation among defensemen...Named to the All-WCHA Second Team...Was the first LSSU player to go directly to the NHL since Doug Weight in 1990. **2012-13:** Named Lake Superior State University's most valuable defenseman after scoring 11 points (2g/9a) in 38 games as a sophomore...Led the team with a plus-3 rating...Tied for second on the club in game-winning goals (2) and shots (100). **2011-12:** Received Central Collegiate Hockey Association All-Rookie Team honorable mention and was named the team's outstanding freshman after scoring 13 points (2g/11a) in 38 games.

**JUNIOR:** **2010-11:** Scored 23 points (4g/19a) in 47 games with the Newmarket Hurricanes, helping the club to a first-place regular-season finish in the Ontario Junior Hockey League's North Division...Added 13 points (1g/3a) in 10 playoff games. **2009-10:** Played 51 games with the Waterloo Siskins of the Greater Ontario Junior Hockey League, scoring 25 points (2g/23a) in 51 games...Added two points (1g/1a) in 10 playoff games. **2008-09:** Won the Western Ontario Junior C Hockey League Championship with the Walkerton Hawks...Scored 23 points (3g/20a) in 35 regular season games and five points (2g/3a) in 10 playoff games.

### CAREER STATISTICS:

SEASON	REGULAR SEASON											PLAYOFFS					
	CLUB	LEA	GP	G	A	PTS	PIM	PP	SH	GW	+/-	GP	G	A	PTS	PIM	+/-
2008-09	Listowel	GOJHL	2	0	0	0	0	0	0	0	-	-	-	-	-	-	-
	Walkerton	WOJHL	35	3	20	23	49	-	-	-	-	10	2	3	5	4	-
2009-10	Waterloo	GOJHL	51	2	23	25	84	-	-	-	-	10	1	1	2	15	-
2010-11	Newmarket	OJHL	47	4	19	23	40	-	-	-	-	10	1	3	4	13	-
2011-12	Lake Superior St.	CCHA	40	2	11	13	26	1	0	0	-2	-	-	-	-	-	-
2012-13	Lake Superior St.	CCHA	38	2	9	11	42	0	0	2	+3	-	-	-	-	-	-
2013-14	Lake Superior St.	WCHA	36	10	11	21	73	3	2	1	-7	-	-	-	-	-	-
	NY ISLANDERS	NHL	13	0	2	2	14	0	0	0	-5	-	-	-	-	-	-
2014-15	Bridgeport	AHL	50	1	6	7	56	0	0	-	+4	-	-	-	-	-	-
	Florida	ECHL	9	1	0	1	4	4	0	-	-6	12	0	0	0	0	-6
	<b>NYI TOTALS</b>		<b>13</b>	<b>0</b>	<b>2</b>	<b>2</b>	<b>14</b>	<b>0</b>	<b>0</b>	<b>0</b>	<b>-5</b>	<b>-</b>	<b>-</b>	<b>-</b>	<b>-</b>	<b>-</b>	<b>-</b>
	<b>NHL TOTALS</b>		<b>13</b>	<b>0</b>	<b>2</b>	<b>2</b>	<b>14</b>	<b>0</b>	<b>0</b>	<b>0</b>	<b>-5</b>	<b>-</b>	<b>-</b>	<b>-</b>	<b>-</b>	<b>-</b>	<b>-</b>



## 71 | MICHAEL DAL COLLE | LEFT WING

**SHOOTS:** LEFT **HEIGHT:** 6-3 **WEIGHT:** 198 **BIRTHDAY:** 6.20.1996 **BIRTHPLACE:** RICHMOND HILL, ON  
**ISLANDERS TRANSACTIONS:** Selected by the Islanders in the first round (5th overall) of the 2014 National Hockey League Draft.

**LAST SEASON:** Won the Ontario Hockey League Championship and the Memorial Cup with the Oshawa Generals during his third year of junior hockey... Led the Generals in scoring (42g/51a) and playoff scoring (8g/23a)...Tied for second in OHL playoff points (8g/23a) and finished 12th in the league in regular-season scoring.

**JUNIOR: 2013-14:** Led Oshawa in scoring with 95 points (39g/56a) during his second season in the OHL...Tied for fifth overall in OHL scoring...Named to the OHL Second All-Star Team...Had 28 multi-point games, including a season-high five-point night (0g/5a) on Nov. 5 at Ottawa...Added team playoff highs in goals (8) assists (12) and points (20) through 12 games as Oshawa advanced to the Eastern Conference Finals. **2012-13:** Earned OHL All-Rookie Team honors after finishing fifth in rookie scoring with 48 points (15g/33a) in 63 games with Oshawa...His plus-19 rating ranked third among first-year players...Added five points (2g/3a) in 12 playoff games, as Oshawa advanced to the Eastern Conference Semi-Finals...**2011-12:** Captained the Vaughan Kings of the Greater Toronto Minor Midget Hockey League...Scored 78 points (44g/34a) in 42 games...Also skated in three games with the St. Michael's Buzzers of the Ontario Junior Hockey League.

**International:** Won gold with Canada at the 2013 Ivan Hlinka Memorial, scoring four points (2g/2a) including the winning goal in the gold-medal game. Skated for Team Ontario at the 2013 World Under-17 Hockey Challenge, scoring six points (2g/4a) in five games.

### CAREER STATISTICS:

SEASON	REGULAR SEASON											PLAYOFFS					
	CLUB	LEA	GP	G	A	PTS	PIM	PP	SH	GW	+/-	GP	G	A	PTS	PIM	+/-
2011-12	Vaughan	GTMHHL	42	44	34	78	-	-	-	-	-	-	-	-	-	-	-
	St. Michael's	OJHL	4	0	0	0	4	-	-	-	-	10	0	0	0	-	-
2012-13	Oshawa	OHL	63	15	33	48	18	4	0	-	+19	9	2	3	5	6	+3
	Canada-Ontario	WHC-17	5	2	4	6	0	-	-	-	-	-	-	-	-	-	-
2013-14	Oshawa	OHL	67	39	56	95	34	16	0	-	+8	12	8	12	20	0	E
2014-15	Oshawa	OHL	56	42	51	93	18	16	2	-	+32	21	8	23	31	2	+1
	Oshawa	Mem Cup	-	-	-	-	-	-	-	-	-	4	2	3	5	0	+1



## 54 | MATTHEW FINN | DEFENSEMAN

**SHOOTS:** LEFT **HEIGHT:** 6-0 **WEIGHT:** 199 **BIRTHDAY:** 2.24.1994 **BIRTHPLACE:** TORONTO, ON  
**ISLANDERS TRANSACTIONS:** Acquired from Toronto with Taylor Beck, Christopher Gibson, Tom Nilsson and Carter Verhaeghe in exchange for Michael Grabner on September 17, 2015.

**CAREER TRANSACTIONS:** Selected by the Toronto Maple Leafs in the second round (35th overall) of the 2012 National Hockey League Draft.

**LAST SEASON:** Played his first professional season with the American Hockey League's Toronto Marlies, scoring three points (1g/2a) in 28 games...Also scored two points (1g/1a) in eight games for the ECHL's Orlando Solar Bears.

**JUNIOR: 2013-14:** Captained the Ontario Hockey League's Guelph Storm to the OHL Championship and a spot in the Canadian Hockey League's Memorial Cup...Led Guelph defensemen in scoring with 61 points (14g/47a) in 66 games...Led the OHL with a plus-57 rating...Tallied 14 points (5g/9a) in 20 OHL playoff games...Added four assists in four Memorial Cup games as Guelph finished as the tournament runner-up...Named to the Memorial Cup All-Star Team...Named to the OHL's Third All-Star Team. **2012-13:** Captain the Guelph Storm, scoring 31 points (11g/20a) in 41 games. **2011-12:** Served as alternate captain for Guelph, leading team defensemen in scoring with 48 points (10g/38a) in 61 games...Added two assists in six playoff games...Represented Team Orr in a 2-1 victory in the CHL Top Prospects Game. **2010-11:** Scored 21 points (3g/18a) in 60 games as a rookie for Guelph...Added three assists in five postseason games.

**International:** Won a Gold Medal with Team Canada Ontario at the 2011 World Hockey Under-17 Challenge.

### CAREER STATISTICS:

SEASON	REGULAR SEASON											PLAYOFFS					
	CLUB	LEA	GP	G	A	PTS	PIM	PP	SH	GW	+/-	GP	G	A	PTS	PIM	+/-
2009-10	Toronto	GTHL	79	22	35	57	94	-	-	-	-	-	-	-	-	-	-
2010-11	Guelph	OHL	60	3	18	21	23	1	0	1	E	5	0	03	3	0	+3
2011-12	Guelph	OHL	61	10	38	48	58	5	1	0	-13	6	0	2	2	10	-1
2012-13	Guelph	OHL	41	11	20	31	24	5	0	3	+2	-	-	-	-	-	-
2013-14	Guelph	OHL	66	14	47	61	42	7	0	2	+57	20	5	9	14	6	+17
	Guelph	Mem Cup	4	0	4	4	4	-	-	-	+5	-	-	-	-	-	-
2014-15	Toronto	AHL	28	1	2	3	24	0	0	0	-1	-	-	-	-	-	-
	Orlando	ECHL	8	1	1	2	4	0	0	-	E	-	-	-	-	-	-

MANAGEMENT

THE PLAYERS

IN THE SYSTEM

NHL ENTRY DRAFT

SOUND TIGERS

YEAR IN REVIEW





## 46 | JUSTIN FLOREK | FORWARD

**SHOOTS:** LEFT **HEIGHT:** 6-4 **WEIGHT:** 205 **BIRTHDAY:** 5.18.1990 **BIRTHPLACE:** Marquette, MI  
**ISLANDERS TRANSACTIONS:** Signed by the Islanders as a free agent on July 2, 2015.

**CAREER TRANSACTIONS:** Selected by the Boston Bruins in the fifth round (135th overall) of the 2010 National Hockey League Draft. Agreed to a two-year, entry-level contract with Boston on March 25, 2012. Agreed to a one-year, two-way deal with Boston on July 18, 2014.

**LAST SEASON:** Finished second on the Providence Bruins of the American Hockey League in assists (24) and points (35) during his third full professional season...Served as an alternate captain for Providence...Led the team in shots (181).

**CAREER:** 2013-14: Made his NHL debut with the Boston Bruins on Jan. 4 vs. Winnipeg and played in four games during his second professional season...Scored his first NHL point (assist) on Jan. 7 at Anaheim and his first NHL goal on Jan. 9 at Los Angeles...Made his NHL playoff debut on Apr. 18 in Game One of the Eastern Conference First Round vs. Detroit...Played in a total of six NHL playoff games...Spent the majority of the season with Providence (AHL), finishing sixth on the team in points (38). 2012-13: Played his first full professional season with Providence (AHL)...Finished fourth on the team with a plus-12 rating...Recorded a four-point game (2g/2a) and finished plus-four on Mar. 5 in a 7-1 win vs. Portland...Recorded three points in 12 Calder Cup (AHL) playoff games.

**COLLEGE:** 2011-12: Served as captain for Northern Michigan University (CCHA) in his senior season...Finished first on the team in goals (19) and second in points (36)...Named CCHA Second-Team All-Star...Named the team's most valuable player for the second consecutive season...Played eight AHL games at the end of the season with Providence...Scored four points (2g/2a) in his professional debut on Mar. 23 vs. Manchester. 2010-11: Served as alternate captain for Northern Michigan...Finished second on the team in points (14g/15a)...Named the team's most valuable player. 2009-10: Helped lead Northern Michigan to its first NCAA Tournament appearance since 1999...Finished third on the team in assists (23) and points (35). 2008-09: Earned Northern Michigan's Best Freshman Award with 17 points (9g/8a) in 40 games.

**INTERNATIONAL:** Won a bronze medal with Team USA at the 2008 World U18 Championship in Russia, scoring three goals in seven games.

### CAREER STATISTICS:

SEASON	CLUB	LEA	REGULAR SEASON										PLAYOFFS						
			GP	G	A	PTS	PIM	PP	SH	GW	+/-	GP	G	A	PTS	PIM	+/-		
2006-07	USNTDP U-18	NAHL	47	11	10	21	40	-	-	-	-	-	-	-	-	-	-	-	
2007-08	USNTDP U-18	NAHL	13	3	3	6	8	-	-	-	-	+2	-	-	-	-	-		
	United States	WJC-18	7	3	0	3	4	2	0	0	+2	-	-	-	-	-			
2008-09	Northern Mich.	CCHA	40	9	8	17	6	1	0	1	+19	-	-	-	-	-			
2009-10	Northern Mich.	CCHA	41	12	23	35	22	6	1	2	+10	-	-	-	-	-			
2010-11	Northern Mich.	CCHA	39	14	15	29	14	6	0	3	-5	-	-	-	-	-			
2011-12	Northern Mich.	CCHA	37	19	17	36	18	9	0	3	+4	-	-	-	-	-			
2011-12	Providence	AHL	8	2	2	4	2	0	0	-	+3	-	-	-	-	-			
2012-13	Providence	AHL	71	11	16	27	37	0	1	-	+12	12	1	2	3	4	-1		
2013-14	Providence	AHL	69	19	19	38	27	4	1	-	+17	4	1	0	1	0	-1		
	BOSTON	NHL	4	1	0	1	2	0	0	0	+1	6	1	0	1	4	E		
2014-15	Providence	AHL	73	11	24	35	33	2	1	-	+2	5	0	0	0	2	-1		
		<b>NHL TOTALS</b>	<b>4</b>	<b>1</b>	<b>0</b>	<b>1</b>	<b>2</b>	<b>0</b>	<b>0</b>	<b>0</b>	<b>+1</b>	<b>6</b>	<b>1</b>	<b>0</b>	<b>1</b>	<b>4</b>	<b>E</b>		



## 33 | CHRISTOPHER GIBSON | GOALTENDER

**CATCHES:** LEFT **HEIGHT:** 6-1 **WEIGHT:** 188 **BIRTHDAY:** 12.27.1992 **BIRTHPLACE:** Karkkila, FIN

**ISLANDERS TRANSACTIONS:** Acquired from Toronto with Taylor Beck, Matthew Finn, Tom Nilsson and Carter Verhaeghe in exchange for Michael Grabner on September 17, 2015.

**CAREER TRANSACTIONS:** Selected by the Los Angeles Kings in the second round (49th overall) of the 2011 National Hockey League Draft.

**LAST SEASON:** Posted a 24-17-3 record with a 2.42 goals-against average and a .921 save percentage in 45 games with the AHL's Toronto Marlies during his second professional season...Went 2-2 with a 3.90 GAA and .866 SV% in four Calder Cup Playoff games.

**CAREER:** 2013-14: Split time between the AHL and ECHL, playing 12 games for Toronto (AHL) and 20 games for the Orlando Solar Bears...With Toronto, posted a 5-6-0 record with a 2.44 GAA and a .916 SV%...With Orlando, posted an 8-9-1 record with a 3.16 GAA and a .892 SV%...Played in two ECHL playoff games, going 1-1 with a 1.94 GAA and a .951 SV%.

**JUNIOR:** 2012-13: Recorded a 17-18-4 record with a 3.08 GAA and a .902 SV% in 41 games for the Chicoutimi Saguenens of the Quebec Major Junior Hockey League...Went 2-4 with a 3.87 GAA and a .898 SV% in six postseason games. 2011-12: Posted a career-best 27 wins during his third season with Chicoutimi, going 27-17-4 with a 2.97 GAA and a .893 in 48 games...Posted a 3.12 GAA and a .903 SV% while going 9-9 in a career-high 18 postseason games, as Chicoutimi advanced to the QMJHL's semi-finals. 2010-11: Posted a 14-15-8 record with a 2.42 GAA and a .920 SV% in 37 games for Chicoutimi...Went 0-4 with a 5.20 GAA and a .865 SV% in four postseason games. 2009-11: Went 8-19-0 with a 3.50 GAA and a .884 SV% in 29 games as a rookie with Chicoutimi...Went 2-1 with a 3.39 GAA and a .871 SV% in four postseason games.

**International:** Represented Finland at the 2012 World Junior Championship in Saskatchewan.

### CAREER STATISTICS:

SEASON	CLUB	LEA	REGULAR SEASON										PLAYOFFS						
			GP	MIN	GA	SO	GAA	REC	SA	SV%	GP	MIN	GA	SO	GAA	REC	SV%		
2008-09	Notre Dame	SMHL	18	1,049	46	1	2.63	16-1-0	-	-	-	6	360	11	1	1.83	6-0	-	
2009-10	Chicoutimi	QMJHL	29	1,592	46	2	3.50	8-19-0	-	-	4	230	13	0	3.39	2-1	-		
2010-11	Chicoutimi	QMJHL	37	2,235	93	4	2.42	14-15-8	1,124	.920	4	219	19	0	5.20	0-4	.865		
2011-12	Chicoutimi	QMJHL	48	2,809	90	3	2.97	27-17-4	1,297	.893	18	1,116	58	1	3.12	9-9	.903		
	Finland	WJC	2	120	139	0	4.50	1-1-0	67	-	-	-	-	-	-	-	-		
2012-13	Chicoutimi	QMJHL	41	2,279	9	4	3.08	17-18-4	1,191	.902	6	356	23	0	3.12	2-4	.898		
2013-14	Toronto	AHL	12	640	117	0	2.44	5-6-0	311	.916	-	-	-	-	-	-	-		
	Orlando	AHL	20	1,178	26	0	3.16	8-9-2	576	.892	2	123	4	0	1.94	1-1	.951		
2014-15	Toronto	AHL	45	2,605	62105	2	2.42	24-17-3	1,328	.921	4	231	15	0	3.90	2-2	.866		



## 62 | JESSE GRAHAM | DEFENSEMAN

**SHOOTS:** RIGHT **HEIGHT:** 6-0 **WEIGHT:** 184 **BIRTHDAY:** 5.13.1994 **BIRTHPLACE:** OSHAWA, ON

**ISLANDERS TRANSACTIONS:** Selected by the Islanders in the sixth round (155th overall) of the 2012 National Hockey League Draft.

**LAST SEASON:** Split his first professional season between the Bridgeport Sound Tigers of the American Hockey League (39 games) and Florida Everblades of the ECHL (23 games)...Helped Florida advance to the Kelly Cup's Eastern Conference Semifinals, scoring six points (1g/5a) in 12 playoff games.

**JUNIOR: 2013-14:** Split his fourth season in the Ontario Hockey League between the Niagara IceDogs and Saginaw Spirit, establishing career highs in goals (11), assists (43) and points (54) in 66 games...Tied for fourth among OHL defensemen in points...Traded from Niagara to Saginaw in exchange for a second-round pick in the 2014 OHL Priority Selection, a second round pick in 2015 and a third-round pick in 2017...Recorded three assists in five playoff games with Saginaw...Signed an Amateur Tryout Agreement with the Bridgeport Sound Tigers of the American Hockey League, scoring four points (1g/3a) in seven games...Made his professional debut on Apr. 5 at Adirondack and recorded his first professional assist/point...Scored his first professional goal on Apr. 11 at Albany. **2012-13:** Finished second among Niagara IceDogs defensemen in scoring with 39 points (4g/35a) in 68 games during his third season in the OHL...Tied for second on the team in assists...Recorded a career-high 48 penalty minutes...Had four multi-point games, including two three-point (1g/2a) games...Posted a five-game assist streak (5a) from Nov. 30 - Dec. 13...Added three assists in five OHL Playoff games. **2011-12:** Finished second among Niagara defensemen in scoring with 41 points (4g/37a) in 68 games during his second season in the OHL...Posted a plus-25 rating...Recorded seven multi-point games, including two three-point efforts...Also ranked second among defensemen in playoff scoring with 10 points (1g/9a) in 20 games, as Niagara made it to the OHL Finals. **2010-11:** Finished second among Niagara defensemen in scoring with 18 points (1g/17a) in 63 games during his rookie OHL season...His plus-27 rating also ranked second among Niagara defensemen...Added nine points (1g/8a) in 14 OHL playoff games, finishing second among team defensemen...Represented Canada-Ontario at the World Under-17 Hockey Challenge, scoring six points (1g/5a) in five games to help his team to a gold medal...Named to the OHL First All-Rookie Team. **2009-10:** Scored 88 points (14g/74a) in 84 games with the Toronto Nationals

### CAREER STATISTICS:

SEASON	REGULAR SEASON											PLAYOFFS					
	CLUB	LEA	GP	G	A	PTS	PIM	PP	SH	GW	+/-	GP	G	A	PTS	PIM	+/-
2009-10	Toronto	GTHL	84	14	74	88	38	-	-	-	-	-	-	-	-	-	-
2010-11	Niagara	OHL	63	1	17	18	22	0	0	-	+27	14	1	8	9	8	+7
	Canada-Ontario	WHC-17	5	1	5	6	2	-	-	-	-	-	-	-	-	-	-
2011-12	Niagara	OHL	67	4	37	41	36	2	0	-	+25	20	1	9	10	20	-1
2012-13	Niagara	OHL	68	4	35	39	48	1	1	-	-17	5	0	3	3	6	E
2013-14	Niagara	OHL	24	6	11	17	21	2	1	-	-5	-	-	-	-	-	-
	Saginaw	OHL	42	5	32	37	22	2	0	-	+8	5	0	3	3	2	+1
	Bridgeport	AHL	7	1	3	4	2	1	0	0	E	-	-	-	-	-	-
2014-15	Bridgeport	AHL	39	3	16	19	20	1	0	-	-5	-	-	-	-	-	-
	Florida	ECHL	23	1	13	14	10	1	0	-	+7	12	1	5	6	4	+1

MANAGEMENT

THE PLAYERS

IN THE SYSTEM

NHL ENTRY DRAFT

SOUND TIGERS

YEAR IN REVIEW



## 43 | MIKE HALMO | RIGHT WING

**SHOOTS:** LEFT **HEIGHT:** 5-10 **WEIGHT:** 209 **BIRTHDAY:** 5.15.1991 **BIRTHPLACE:** WATERLOO, ON  
**ISLANDERS TRANSACTIONS:** Signed by the Islanders as a free agent on March 10, 2012.

**LAST SEASON:** Scored 18 points (10g/8a) in 33 games with the Bridgeport Sound Tigers (American Hockey League) during his third professional season... Missed 33 games with a thumb and groin injury from Dec. 14 - Mar. 11.

**CAREER:** 2013-14: Split his second full professional season between Bridgeport and Islanders, appearing in the first 20 National Hockey League games of his career...Finished second on Bridgeport in goals (18), tied for second in plus-minus (+11) and finished third in assists (20) and points (38), establishing AHL career highs in each category... Made his NHL debut on Feb. 27 vs. Toronto...Was returned to Bridgeport after two games on Mar. 2, but was recalled again on Mar. 5 and remained with the Islanders through the end of the season... Scored his first NHL goal on Apr. 1 vs. Florida (Clemmensen). **2012-13:** Scored 14 points (5g/9a) in 46 games during his rookie campaign with the Bridgeport Sound Tigers of the American Hockey League...Scored his first goal of the season, a game-winning breakaway in the third period on Nov. 11 vs. Connecticut...Recorded two assists on Dec. 29 vs. Manchester...Posted five (3g/2a) of his 14 points against Manchester.

**JUNIOR 2011-12:** Led the Owen Sound Attack in scoring with a career-high 85 points (40g/45a) in 66 games during his fourth season in the Ontario Hockey League...Tied for ninth in the league in scoring...Led the team with a plus-24 rating and led the club with 162 penalty minutes...Served as captain for Owen Sound...Recorded 23 multi-point games, including two four-point efforts and one hat trick on Dec. 2 at Guelph...Made his professional debut with Bridgeport (AHL) on an amateur tryout contract, scoring one goal in five games. **2010-11:** Scored 43 points (20g/23a) in 59 games during his third OHL season with Owen Sound...Finished second on the team with 121 penalty minutes...Added 15 points (5g/10a) in 22 OHL Playoff games as Owen Sound won the OHL Championship...Scored five points (1g/4a) in four Memorial Cup Games as Owen Sound finished third. **2009-10:** Scored 29 points (11g/18a) in 60 games with Owen Sound during his second OHL season...Led the team in penalty minutes with 121. **2008-09:** Made his OHL debut with Owen Sound, scoring eight points (5g/3a) in 62 games during his rookie season...Finished second on the team in penalty minutes with 90...Made his OHL playoff debut, recording one assist in four post-season games.

### CAREER STATISTICS:

SEASON	CLUB	REGULAR SEASON										PLAYOFFS					
		LEA	GP	G	A	PTS	PIM	PP	SH	GW	+/-	GP	G	A	PTS	PIM	+/-
2008-09	Owen Sound	OHL	62	5	3	8	90	0	0	0	-9	4	0	1	1	2	-5
2009-10	Owen Sound	OHL	60	11	18	29	121	1	0	3	-4	-	-	-	-	-	
2010-11	Owen Sound	OHL	59	20	23	43	121	9	0	1	+10	22	5	10	15	36	+8
2011-12	Owen Sound	OHL	66	40	45	85	162	14	0	-	+24	-	-	-	-	-	
	Bridgeport	AHL	5	1	0	1	5	0	0	0	+1	-	-	-	-	-	
2012-13	Bridgeport	AHL	46	5	9	14	46	0	0	1	+2	-	-	-	-	-	
2013-14	Bridgeport	AHL	56	18	20	38	137	10	1	1	+11	-	-	-	-	-	
	NY ISLANDERS	NHL	20	1	0	1	32	0	0	0	-1	-	-	-	-	-	
2014-15	Bridgeport	AHL	33	10	8	18	83	8	0	-	-2	-	-	-	-	-	
	<b>NYI TOTALS</b>		<b>20</b>	<b>1</b>	<b>0</b>	<b>1</b>	<b>32</b>	<b>0</b>	<b>0</b>	<b>0</b>	<b>-1</b>	<b>-</b>	<b>-</b>	<b>-</b>	<b>-</b>	<b>-</b>	
	<b>NHL TOTALS</b>		<b>20</b>	<b>1</b>	<b>0</b>	<b>1</b>	<b>32</b>	<b>0</b>	<b>0</b>	<b>0</b>	<b>-1</b>	<b>-</b>	<b>-</b>	<b>-</b>	<b>-</b>	<b>-</b>	



## 66 | JOSHUA HO-SANG | FORWARD

**SHOOTS:** RIGHT **HEIGHT:** 6-0 **WEIGHT:** 173 **BIRTHDAY:** 1.22.1996 **BIRTHPLACE:** TORONTO, ON  
**ISLANDERS TRANSACTIONS:** Selected by the Islanders in the first round (28th overall) of the 2014 National Hockey League Draft.


**LAST SEASON:** Totaled 81 points (17g/64a) in 60 games during his third Ontario Hockey League season...Traded from Windsor to Niagara 11 games into the season, in exchange for Hayden McCool and second round picks in 2016, 2018 and 2019...Finished second on Niagara in points...Led Niagara in postseason scoring with 16 points (1g/15a) in 11 games.

**CAREER:** 2013-14: Led Windsor in scoring with 85 points (32g/53a) in 67 games during his second season in the Ontario Hockey League...Tied for 17th overall in OHL scoring...Had 26 multi-point games, including a career-high six-point night (2g/4a) on Feb. 9 vs. North Bay...Added three points (1g/2a) in four playoff games...Earned a 15-game suspension during the playoffs for a push from behind on Mar. 27 vs. London. **2012-13:** Scored 44 points (14g/30a) in 63 games during his rookie OHL season with Windsor...Tied for sixth in points among all OHL rookies...Finished fourth on the team in points and third in assists. **2011-12:** Scored 79 points (31g/48a) in 30 games with the Toronto Marlboros of the Greater Toronto Minor Midget Hockey League, often skating along side Connor McDavid.

**International:** Skated for Team Ontario at the 2013 World Under-17 Hockey Challenge, scoring five points (2g/3a) in five games.

### CAREER STATISTICS:

SEASON	CLUB	REGULAR SEASON										PLAYOFFS					
		LEA	GP	G	A	PTS	PIM	PP	SH	GW	+/-	GP	G	A	PTS	PIM	+/-
2011-12	Toronto	GTMMHL	30	31	48	79	24	-	-	-	-	-	-	-	-	-	-
2012-13	Windsor	OHL	63	14	30	44	22	2	0	-	-23	-	-	-	-	-	
	Canada-Ontario	WHC-17	5	3	2	5	0	-	-	-	-	-	-	-	-	-	
2013-14	Windsor	OHL	67	32	53	85	44	8	1	-	+26	4	1	2	3	10	-10
2014-15	Windsor	OHL	11	3	16	19	8	1	0	-	-2	-	-	-	-	-	
	Niagara	OHL	49	14	48	62	38	4	0	-	+9	11	1	15	16	18	-1



## 25 | BEN HOLMSTROM | FORWARD

**SHOOTS:** RIGHT **HEIGHT:** 6-1 **WEIGHT:** 201 **BIRTHDAY:** 4.9.1987 **BIRTHPLACE:** Colorado Springs, CO  
**ISLANDERS TRANSACTIONS:** Signed by the Islanders as a free agent on July 2, 2015.

**CAREER TRANSACTIONS:** Signed as a free agent by the Philadelphia Flyers to an entry-level contract on March 17, 2010. Signed as a free agent by the Carolina Hurricanes to a one-year deal on July 4, 2014.

**LAST SEASON:** Played his fifth full professional season and first with Charlotte Checkers of the American Hockey League, scoring 20 points (5g/15a) in 62 games...Served as an alternate captain.

**CAREER: 2013-14:** Captained the Adirondack Phantoms for third consecutive season...Finished fourth on the team with 32 points (13g/19a)...Tied for team lead in games played (75). **2012-13:** Scored eight points (2g/6a) in 22 games with Adirondack during an injury-shortened season (knee). **2011-12:** Established career highs in points (41) and assists (26) in his second professional season and his first as captain of Adirondack...Finished fourth on Phantoms in power-play goals (6)...Played five NHL games with the Philadelphia Flyers. **2010-11:** Made his NHL debut with Philadelphia, while still leading Adirondack in games played (79) in his first professional season...Skated in his first NHL game on Mar. 3 vs. Toronto...Recorded his first NHL penalty minutes and fighting major in his second game on Apr. 5 at Ottawa...Finished fifth on Adirondack in scoring with 38 points (16g/22a).

**COLLEGE: 2013-14:** Completed his four-year career at the University of Massachusetts-Lowell (Hockey East)...Served as team captain for the third season...Named Hockey East Best Defensive Forward...Established a collegiate-career high with nine goals...Led the Riverhawks in penalty minutes (69)...Earned his second "Gus" Coutu Award, given to the UMass-Lowell player who best exemplifies the spirit of the UML hockey program...Made his professional debut with Adirondack (AHL) on Mar. 17 vs. Hamilton after signing a two-way contract with Philadelphia as an undrafted free agent...Finished the AHL season with three goals in 13 games.

### CAREER STATISTICS:

SEASON	CLUB	LEA	REGULAR SEASON									PLAYOFFS						
			GP	G	A	PTS	PIM	PP	SH	GW	+/-	GP	G	A	PTS	PIM	+/-	
2003-04	Sioux Falls	USHL	54	3	5	8	53	-	-	-	-31	-	-	-	-	-	-	
2004-05	Sioux Falls	USHL	15	1	0	1	10	-	-	-	-2	-	-	-	-	-		
2005-06	Sioux Falls	USHL	56	10	9	19	115	-	-	-	+3	14	3	3	6	22		
2006-07	UMass-Lowell	H-EAST	30	4	9	13	18	1	0	0	-	-	-	-	-	-		
2007-08	UMass-Lowell	H-EAST	37	7	20	27	62	6	0	1	+3	-	-	-	-	-		
2008-09	UMass-Lowell	H-EAST	38	6	15	21	52	4	0	2	-2	-	-	-	-	-		
2009-10	UMass-Lowell	H-EAST	39	9	14	23	69	3	0	4	+7	-	-	-	-	-		
2010-11	Adirondack	AHL	13	3	0	3	9	0	0	-	-2	-	-	-	-	-		
	Adirondack	AHL	79	16	22	38	75	6	1	-	-13	-	-	-	-	-		
2011-12	PHILADELPHIA	NHL	2	0	0	0	5	0	0	0	-1	-	-	-	-	-		
	Adirondack	AHL	67	15	26	41	134	6	1	-	-14	-	-	-	-	-		
2012-13	PHILADELPHIA	NHL	5	0	0	0	2	0	0	0	E	-	-	-	-	-		
	Adirondack	AHL	22	2	6	8	29	1	0	-	+3	-	-	-	-	-		
2013-14	Adirondack	AHL	75	13	19	32	146	6	0	-	-12	-	-	-	-	-		
2014-15	Charlotte	AHL	62	5	15	20	92	1	1	-	-16	-	-	-	-	-		
<b>NHL TOTALS</b>			<b>7</b>	<b>0</b>	<b>0</b>	<b>0</b>	<b>7</b>	<b>0</b>	<b>0</b>	<b>0</b>	<b>-1</b>	<b>-</b>	<b>-</b>	<b>-</b>	<b>-</b>	<b>-</b>		



## 52 | ROSS JOHNSTON | FORWARD

**SHOOTS:** LEFT **HEIGHT:** 6-5 **WEIGHT:** 232 **BIRTHDAY:** 2.18.1994 **BIRTHPLACE:** CHARLOTTETOWN, PEI  
**ISLANDERS TRANSACTIONS:** Agreed to a three-year, entry-level contract on March 31, 2015.

**LAST SEASON:** Served as alternate captain in his first season with the Charlottetown Islanders and his fourth season in the Quebec Major Junior Hockey League...Set a career high in goals (18) and points (32) in 44 games...Tied for the team lead with 11 points (4g/7a) in 10 postseason games...Led the team in penalty minutes during the regular season (124) and postseason (28)...Made his professional debut at the end of the season, playing two games for the Bridgeport Sound Tigers of the American Hockey League.

**JUNIOR: 2013-14:** Served as alternate captain in his first season with the Victoriaville Tigres (QMJHL), tallying 25 points (10g/15a) in a career-high 60 games played...Led Victoriaville in penalty minutes (139)...Added three assists in five playoff games. **2012-13:** Scored 27 points (12g/15a) in his second season with the QMJHL's Moncton Wildcats...Played in three playoff games. **2011-12:** Scored seven points (2g/5a) in 38 games as a rookie with Moncton (QMJHL)...Played in two playoff games.

### CAREER STATISTICS:

SEASON	CLUB	LEA	REGULAR SEASON									PLAYOFFS						
			GP	G	A	PTS	PIM	PP	SH	GW	+/-	GP	G	A	PTS	PIM	+/-	
2010-11	Summerside	MJHL	2	2	1	3	4	-	-	-	-	-	-	-	-	-		
2011-12	Summerside	MHL	23	12	17	29	55	-	-	-	-	-	-	-	-	-		
	Moncton	QMJHL	38	2	5	7	55	0	0	-	-18	2	0	0	8	-1		
2012-13	Moncton	QMJHL	53	12	15	27	96	3	0	-	+5	3	0	0	4	E		
2013-14	Victoriaville	QMJHL	60	10	15	25	139	3	0	-	E	5	0	3	6	-4		
2014-15	Charlottetown	QMJHL	44	18	14	32	124	4	0	-	+8	10	4	7	11	28		
	Bridgeport	AHL	2	0	0	0	0	0	0	0	E	-	-	-	-	-		

MANAGEMENT

THE PLAYERS

IN THE SYSTEM

NHL ENTRY DRAFT

SOUND TIGERS

YEAR IN REVIEW



## 11 | BRACKEN KEARNS | FORWARD

**SHOOTS:** LEFT **HEIGHT:** 6-0 **WEIGHT:** 200 **BIRTHDAY:** 5.12.1981 **BIRTHPLACE:** VANCOUVER, BC  
**ISLANDERS TRANSACTIONS:** Signed by the Islanders as a free agent on July 2, 2015.

**CAREER TRANSACTIONS:** Signed as a free agent by the Phoenix Coyotes on July 27, 2010. Signed as a free agent by the Florida Panthers on July 14, 2011. Signed as a free agent by the San Jose Sharks on July 2, 2012. Signed with the Espoo Blues of Finland's SM-Liiga on October 23, 2014.

**LAST SEASON:** Played his 10th professional season and first outside North America with the Espoo Blues of the Finnish SM-Liiga...Finished 10th in team scoring with 20 points (10g/10a) in 45 games.

**CAREER:** **2013-14:** Played a career high 25 NHL games with the San Jose Sharks, tallying five points (3g/2a)...Also scored 25 points (6g/19a) and served as alternate captain with the Worcester Sharks (American Hockey League). **2012-13:** Named to his first AHL All-Star Classic, while leading Worcester in goals (21), assists (25), points (46), power-play goals (11) and shots (136) during first season with the club...Made his Stanley Cup Playoffs debut, playing seven games with San Jose in the Western Conference Semifinals against Los Angeles...Played one NHL regular season game with San Jose on Mar. 5 at Vancouver. **2011-12:** Made his NHL debut in his seventh professional season, playing five games with the Florida Panthers...Played 69 games with the AHL's San Antonio Rampage, tying for the team lead in scoring with 52 points (22g/30a)...Tied for second on team in plus-minus rating (+16)...Added seven points (2g/5a) in 10 AHL playoff games...Served as alternate captain. **2010-11:** Finished fifth in scoring for San Antonio Rampage with 43 points (20g/23) in 72 games...Established AHL career high in penalty minutes (104), tying for third on the team. **2009-10:** Finished second on the Rockford IceHogs (AHL) in scoring with 51 points (15g/36a) in 80 games...Established AHL career highs in assists (36) and games (80)...Added two assists in four playoff games. **2008-09:** Tallied 22 points (12g/10a) in 53 games with the AHL's Norfolk Admirals...Missed the final 23 games of the season due to a lower-body injury. **2007-08:** Played 53 games with Norfolk (AHL) and 17 games with ECHL's Reading Royals during his third professional season...Played at over a point-per-game pace in the ECHL with 18 (5g/13a) in 17 games. **2006-07:** Played full-time in the AHL for the first time with the Milwaukee Admirals, scoring 26 points (11g/15a) in 79 games. **2005-06:** Spent season primarily in the ECHL, leading the Toledo Storm with 69 points (33g/36a) in 71 games...Finished second on the team with 13 points (7g/6a) in 13.

**COLLEGE:** Captained the University of Calgary and finished second on the team in scoring with 35 points (12g/23a) in 43 games in 2004-05, notching career highs in each category as a senior.

### CAREER STATISTICS:

SEASON	REGULAR SEASON											PLAYOFFS					
	CLUB	LEA	GP	G	A	PTS	PIM	PP	SH	GW	+/-	GP	G	A	PTS	PIM	+/-
2001-02	U. of Calgary	CWUAA	26	0	8	8	2	-	-	-	-	-	-	-	-	-	-
2002-03	U. of Calgary	CWUAA	29	8	9	17	14	-	-	-	-	-	-	-	-	-	-
2003-04	U. of Calgary	CWUAA	38	11	12	23	22	-	-	-	-	-	-	-	-	-	-
2004-05	U. of Calgary	CWUAA	43	12	23	35	18	-	-	-	-	-	-	-	-	-	-
2005-06	Toledo	ECHL	71	33	36	69	66	-	-	-	+19	13	7	6	13	6	-
	Cleveland	AHL	1	0	1	1	0	0	0	0	E	-	-	-	-	-	-
2006-07	Milwaukee	AHL	79	11	15	26	59	0	1	-	+2	4	0	0	0	8	-2
2007-08	Reading	ECHL	17	5	13	18	17	2	0	-	+4	-	-	-	-	-	-
	Norfolk	AHL	53	9	16	25	40	2	1	-	-10	-	-	-	-	-	-
2008-09	Norfolk	AHL	53	12	10	22	63	1	2	-	-3	-	-	-	-	-	-
2009-10	Rockford	AHL	80	15	36	51	99	5	1	-	+2	4	0	2	2	2	-2
2010-11	San Antonio	AHL	72	20	23	43	104	6	1	3	-7	-	-	-	-	-	-
2011-12	San Antonio	AHL	69	22	30	52	58	9	0	4	+5	10	2	5	7	4	E
	FLORIDA	NHL	5	0	0	0	10	0	0	0	E	-	-	-	-	-	-
2012-13	Worcester	AHL	66	21	25	46	73	11	1	2	-2	-	-	-	-	-	-
	SAN JOSE	NHL	1	0	0	0	0	0	0	0	E	7	0	0	0	2	-1
2013-14	SAN JOSE	NHL	25	3	2	5	6	1	0	0	-2	-	-	-	-	-	-
	Worcester	AHL	45	6	19	25	72	3	0	0	-12	-	-	-	-	-	-
	<b>NHL TOTALS</b>		<b>31</b>	<b>3</b>	<b>2</b>	<b>5</b>	<b>16</b>	<b>1</b>	<b>0</b>	<b>0</b>	<b>-2</b>	<b>7</b>	<b>0</b>	<b>0</b>	<b>0</b>	<b>2</b>	<b>-1</b>



# MIKKO KOSKINEN | GOALTENDER

**CATCHES:** LEFT **HEIGHT:** 6-6 **WEIGHT:** 205 **BIRTHDAY:** 7.18.1988 **BIRTHPLACE:** VANTAA, FINLAND

**ISLANDERS TRANSACTIONS:** Selected by the Islanders in the second round (31st overall) of the 2009 National Hockey League Draft. Loaned to KalPa of the SM-liiga (Finland) on November 15, 2011.

**LAST SEASON:** Named Kontinental Hockey League Goaltender of the Year and helped SKA Saint Petersburg win the Gagarin Cup as KHL Champions...Compiled a career-high 25 wins during the regular season...Was traded to SKA from Novosibirsk Sibir...Combined for a 25-19-3 record with four shutouts in 50 games with a 2.07 goals-against average (GAA) and .923 save percentage (SV%).

**CAREER: 2013-14:** Played 41 games with Novosibirsk Sibir during his first season in the Kontinental Hockey League...Tied for fourth in the league in save percentage (.939) and ranked fifth in goals-against average (1.70)...Selected to play in the KHL All-Star Game...Played 10 playoff games, posting a 1.98 GAA and .928 SV%...Won a silver medal with Finland at the World Championships, appearing in one game and serving as Pekka Rinne's backup in nine games. **2012-13:** Recorded a 21-15-13 record in 49 games with KalPa Kuopio of Finland's SM-liiga...Posted a 2.05 GAA and a .919 SV%...Recorded seven shutouts...Added three assists and six penalty minutes...In the playoffs, posted a 2.04 GAA with one shutout in KalPa's five-game first-round series loss to Assat. **2011-12:** Began his third season in North America with the Bridgeport Sound Tigers of the American Hockey League, before being loaned to KalPa (SM-liiga) on Nov. 15 after four AHL games...Played in 25 games for KalPa, recording a 13-5-4 record with a 2.30 GAA and a .916 SV%...Posted five shutouts...Also appeared in six playoff games, going 3-2 with a 2.23 GAA and a .889 SV%. **2010-11:** Led Bridgeport with 12 wins in 36 AHL appearances during his rookie season...Also played in his first four NHL games, posting a 2-1-0 record...With Bridgeport, made 30 saves on opening night on Oct. 9 vs. Worcester...Recalled by the Islanders on Feb. 5...Made his NHL debut on Feb. 8 vs. Toronto...Earned his first NHL win in his second career game on Feb. 10 at Montreal (SO)...Returned to Bridgeport on Feb. 14...Earned back-to-back wins on Feb. 20 vs. Manchester and on Feb. 23 vs. Providence...Made a career-high 46 saves in the regular season finale on Apr. 10 vs. Albany. **2009-10:** Started his first season in North America with Bridgeport and played in two regular season games, going 1-1, before suffering an injury...Assigned to the Utah Grizzlies (ECHL) on Mar. 19 for rehab and posted a 6-0 record with a 2.50 goals against average and a .924 save percentage in six contests...Returned to Bridgeport for the Sound Tigers' playoff series against Hershey, and played in the final three games, starting the final two and going 1-1. **2008-09:** Appeared in 33 games for the Espoo Blues (Finland) in his first full professional season and led the team to a semi-final berth in the Champions Hockey League, posting a 1.91 GAA, a .932 SV% and 17 wins...Also played in nine games with Espoo's junior club, posting a 1.65 GAA and a .930 SV% with a pair of shutouts.

**JUNIOR: 2007-08:** In 20 games with the Espoo Blues (Finland Jr.), posted a 2.30 GAA with a .907 SV% and two shutouts...Made his professional debut with Espoo, notching a shutout in his only game.

## CAREER STATISTICS: PLAYOFFS

SEASON	CLUB	REGULAR SEASON								PLAYOFFS							
		LEA	GP	MIN	REC	GA	SO	GAA	SA	SV	SV%	GP	MIN	GA	SO	GAA	REC
2004-05	Blues U18	FIN-U18	21	1138	-	67	0	3.53	-	-	-	-	-	-	-	-	-
2005-06	Blues U18	FIN-U18	3	142	-	12	0	5.07	-	-	-	-	-	-	-	-	-
2006-07	Kiekko Vantaa Jr.	FIN-JR	27	1567	16-8-0	62	3	2.37	-	-	-	-	-	-	-	-	-
2007-08	Blues Jr.	FIN-JR	20	1176	12-4-0	45	2	2.30	-	-	-	2	81	7	0	5.18	0-2
	Blues	SM-liiga	1	60	1-0-0	0	1	0.00	-	-	-	-	-	-	-	-	-
2008-09	Blues Jr.	FIN-JR	9	545	9-0-0	15	2	1.65	-	-	-	-	-	-	-	-	-
	Blues	FIN	33	1921	17-9-7	61	1	1.91	-	-	-	14	856	37	0	2.59	6-8
2009-10	Bridgeport	AHL	2	123	2-1-1	5	0	2.44	51	46	.902	3	147	7	0	2.85	1-1
	Utah	ECHL	6	360	6-0-0	15	0	2.50	197	182	.924	4	172	10	0	3.49	2-1
2010-11	Bridgeport	AHL	36	2063	12-21-1	120	0	3.49	988	868	.892	-	-	-	-	-	-
	NY ISLANDERS	NHL	4	208	2-1-0	15	0	4.33	118	103	.873	-	-	-	-	-	-
2011-12	Bridgeport	AHL	3	149	0-2-0	7	0	2.82	77	70	.909	-	-	-	-	-	-
	KalPa	SM-liiga	25	1382	13-5-4	53	5	2.30	637	584	.916	6	322	2	2.23	3-2	
2012-13	KalPa	SM-liiga	49	2953	21-15-13	101	7	2.05	1241	1140	.919	5	294	10	1	2.04	1-4
2013-14	Blues	SM-liiga	2	-	-	-	-	2.41	-	-	.911	-	-	-	-	-	-
	Novosibirsk Sibir	KHL	41	2361	20-11-8	67	3	1.70	1097	1030	.939	10	607	20	1	1.98	4-5
	Finland	WC	1	58	0-1	4	0	4.12	26	22	.846	-	-	-	-	-	-
2014-15	Novosibirsk Sibir	KHL	29	1,564	16-11-1	58	3	2.22	734	676	.921	-	-	-	-	-	-
	St. Petersburg SKA	KHL	21	1,270	9-8-2	40	1	1.89	546	506	.927	22	1,377	37	3	1.61	16-6
	<b>NYI TOTALS</b>	<b>NHL</b>	<b>4</b>	<b>208</b>	<b>2-1-0</b>	<b>15</b>	<b>0</b>	<b>4.33</b>	<b>118</b>	<b>103</b>	<b>.873</b>	-	-	-	-	-	-
	<b>NHL TOTALS</b>		<b>4</b>	<b>208</b>	<b>2-1-0</b>	<b>15</b>	<b>0</b>	<b>4.33</b>	<b>118</b>	<b>103</b>	<b>.873</b>	-	-	-	-	-	-

MANAGEMENT

THE PLAYERS

IN THE SYSTEM

NHL ENTRY DRAFT

SOUND TIGERS

YEAR IN REVIEW



## 47 | LOUIS LEBLANC | FORWARD

**SHOOTS:** RIGHT **HEIGHT:** 6-0 **WEIGHT:** 188 **BIRTHDAY:** 1.26.1991 **BIRTHPLACE:** Pointe-Claire, QC  
**ISLANDERS TRANSACTIONS:** Signed by the Islanders as a free agent on July 17, 2015.

**CAREER TRANSACTIONS:** Selected by the Montreal Canadiens in the first round (18th overall) of the 2009 National Hockey League Draft. Signed by the Canadiens to an entry-level contract on July 30, 2010. Acquired by the Anaheim Ducks in exchange for a conditional fifth-round pick on June 14, 2014.

**LAST SEASON:** Established career highs in goals (14), points (29) and games played (71) while playing in his fourth professional season and first with the Norfolk Admirals (American Hockey League)...Finished second on Norfolk in scoring.

**CAREER:** **2013-14:** Played the majority of season with the Hamilton Bulldogs (AHL), scoring 28 points (13g/15a) in 70 games and establishing a career high in penalty minutes (63)...Played eight NHL games with the Montreal Canadiens during two separate stints (five games, Oct. 28 – Nov. 5; three games, Jan. 22 – Jan. 25). **2012-13:** Scored 18 points (10g/8a) in 62 games with Hamilton during his sophomore campaign. **2011-12:** Played 42 games as a rookie with Montreal, scoring 10 points (5g/5a)...Made his NHL debut on Nov. 30 at Anaheim...Scored his first NHL assist/point on Dec. 3 at Los Angeles...Scored his first NHL goal on Dec. 15 vs. Philadelphia...Also tallied 22 points (11g/11a) in 31 games for Hamilton (AHL)...Made his professional debut with Hamilton on Oct. 27 vs. Rochester, scoring an overtime goal and adding two assists in a 3-2 victory.

**JUNIOR/COLLEGE:** **2010-11:** Served as alternate captain during his one season with the Montreal Juniors of the Quebec Major Junior Hockey League...Finished third on the team with 58 points (26g/32a) in 51 games...Added nine points (6g/3a) in 10 games to place second on the team in postseason scoring...Won a silver medal with Team Canada at the 2010 World Junior Championships in Saskatchewan, scoring seven points (3g/4a) in seven games. **2009-10:** Led Harvard University with 23 points (11g/12a) as a freshman in his only collegiate season...Named to the ECAC All-Rookie Team. **2008-09:** Named USHL Rookie of the Year after leading the Omaha Lancers in scoring and finishing 10th in the league with 59 points (28g/31a) in 60 games.

### CAREER STATISTICS:

SEASON	CLUB	LEA	REGULAR SEASON									PLAYOFFS					
			GP	G	A	PTS	PIM	PP	SH	GW	+/-	GP	G	A	PTS	PIM	+/-
2008-09	Omaha	USHL	60	28	31	59	78	-	-	-	+7	3	2	1	3	2	-
2009-10	Harvard	ECAC	31	11	12	23	50	3	0	3	-	-	-	-	-	-	
2010-11	Montreal	QMHL	51	26	32	58	100	11	0	-	+20	10	6	3	9	16	+4
2011-12	Hamilton	AHL	31	11	11	22	30	2	0	-	-10	-	-	-	-	-	
	MONTREAL	NHL	42	5	5	10	28	0	0	0	+3	-	-	-	-	-	
2012-13	Hamilton	AHL	62	10	8	18	53	3	1	2	-18	-	-	-	-	-	
2013-14	MONTREAL	NHL	8	0	0	0	4	0	0	0	+1	-	-	-	-	-	
2014-15	Hamilton	AHL	70	13	15	28	63	1	0	2	-1	-	-	-	-	-	
	Norfolk	AHL	71	14	15	29	38	6	0	-	-19	-	-	-	-	-	
<b>NHL TOTALS</b>			<b>50</b>	<b>5</b>	<b>5</b>	<b>10</b>	<b>32</b>	<b>0</b>	<b>0</b>	<b>0</b>	<b>+4</b>	-	-	-	-	-	



## 63 | LOIC LEDUC | DEFENSEMAN

**SHOOTS:** RIGHT **HEIGHT:** 6-7 **WEIGHT:** 219 **BIRTHDAY:** 6.14.1994 **BIRTHPLACE:** MERCIER, QC

**ISLANDERS TRANSACTIONS:** Selected by the Islanders in the fourth round (103rd overall) of the 2012 National Hockey League Draft. Agreed to an entry-level contract on April 28, 2014.

**LAST SEASON:** Split his first professional season between the Stockton Thunder and Colorado Eagles of the ECHL...Totaled seven points (4g/3a) and 95 penalty minutes in 55 games...Appeared in four Kelly Cup Playoff games with Colorado.

**JUNIOR:** **2013-14:** Split his fourth season in the Quebec Major Junior Hockey League between the Cape Breton Screaming Eagles and Rimouski Oceanic after a midseason trade to the playoff-bound Oceanic...Totaled 15 points (6g/9a) with 102 penalty minutes in 63 games...Earned the fourth-most minor penalties in the league (46)...Recorded two assists in 11 playoff games with Rimouski. **2012-13:** Recorded two assists and 50 penalty minutes in 38 games with the Cape Breton Screaming Eagles during his third season in the Quebec Major Junior Hockey League...Did not appear in any games after Dec. 28 after suffering a lower-body injury. **2011-12:** Appeared in 65-of-68 games with Cape Breton during his second QMJHL season...Scored 10 points (2g/8a) and led all Cape Breton defensemen in penalty minutes with 99...Added one assist in four QMJHL playoff games. **2010-11:** Made his QMJHL debut with Cape Breton, scoring four points (1g/3a) in 36 games as a rookie...Also played in two QMJHL playoff games.

### CAREER STATISTICS:

SEASON	CLUB	LEA	REGULAR SEASON									PLAYOFFS					
			GP	G	A	PTS	PIM	PP	SH	GW	+/-	GP	G	A	PTS	PIM	+/-
2009-10	Chateauguay	QAAA	1	0	0	0	0	-	-	-	-	-	-	-	-	-	
2010-11	Cape Breton	QMHL	36	1	3	4	27	0	0	0	-14	2	0	0	0	-2	
2011-12	Cape Breton	QMHL	65	2	8	10	99	0	0	0	-13	4	0	1	1	-9	
2012-13	Cape Breton	QMHL	38	0	2	2	50	0	0	0	-30	-	-	-	-	-	
2013-14	Cape Breton	QMHL	37	3	5	8	58	0	0	0	+6	-	-	-	-	-	
	Rimouski	QMHL	26	3	4	7	44	0	0	1	+7	11	0	2	2	+9	
2014-15	Stockton	ECHL	44	3	2	5	85	0	0	-	-11	-	-	-	-	-	
	Colorado	ECHL	11	1	1	2	10	0	0	-	-3	4	0	0	0	-1	



## EAMON McADAM | GOALTENDER

**CATCHES:** LEFT **HEIGHT:** 6-3 **WEIGHT:** 199 **BIRTHDAY:** 9.24.1994 **BIRTHPLACE:** DOYLESTOWN, PA  
**ISLANDERS TRANSACTIONS:** Selected by the Islanders in the third round (70th overall) of the 2013 National Hockey League Draft.

**LAST SEASON:** Made 11 starts as a sophomore at Pennsylvania State University (Big-10), posting a 5-4-1 record with a team-high .910 save percentage.

**CAREER: 2013-14:** Appeared in 10 games as a freshman Penn. State during the Nittany Lions inaugural season in the Big-10. **2012-13:** Recorded a 17-9-3 record with the Waterloo Black Hawks during his second full season in the United States Hockey League...Appeared in 31-of-64 games...Established career bests in wins, goals-against average (3.45) and save percentage (.896)...Recorded two shutouts, which occurred in back-to-back games on Oct.

19 vs. Sioux Falls and Oct. 26 at Muskegon...Opened the season with five straight wins (Sept. 28 - Oct. 28)...Made his USHL Playoffs debut, appearing in two games during Waterloo's five-game, first-round series against Fargo (Lost 2-3)...Helped the Black Hawks win silver at the 2012 Junior Club World Cup in Omsk, Russia...Won a gold medal with the U.S. Junior Select Team at the 2012 World Junior A Challenge. **2011-12:** Appeared in 23 games during his first full USHL campaign with Waterloo...Posted an 11-7-0 record. **2010-11:** Played in four games for Waterloo, going 2-2-0 with a .888 save percentage.

### CAREER STATISTICS:

SEASON	REGULAR SEASON										PLAYOFFS							
	CLUB	LEA	GP	MIN	GA	SO	GAA	REC	SA	SV	SV%	GP	MIN	GA	SO	GAA	REC	SV%
2010-11	Waterloo	USHL	4	189	11	0	3.48	2-2-0	98	87	.888	-	-	-	-	-	-	-
	Austin	NAHL	9	506	28	0	3.32	2-4-2	293	265	.904	-	-	-	-	-	-	-
2011-12	Waterloo	USHL	23	1149	67	0	3.50	11-7-0	569	502	.882	-	-	-	-	-	-	-
2012-13	Waterloo	USHL	31	1806	104	2	3.45	17-9-3	999	895	.896	2	93	5	0	3.22	0-1	.922
2013-14	Penn State	Big-10	10	557	38	0	4.09	0-9-0	321	283	.882	-	-	-	-	-	-	-
2014-15	Penn State	Big-10	12	653	34	0	3.13	5-4-1	376	342	.910	-	-	-	-	-	-	-



## 8 | TOM NILSSON | DEFENSEMAN

**SHOOTS:** RIGHT **HEIGHT:** 6-0 **WEIGHT:** 176 **BIRTHDAY:** 8.19.1993 **BIRTHPLACE:** MORA, SWE  
**ISLANDERS TRANSACTIONS:** Acquired from Toronto with Taylor Beck, Matthew Finn, Christopher Gibson and Carter Verhaeghe in exchange for Michael Grabner on September 17, 2015.  
**CAREER TRANSACTIONS:** Selected by the Toronto Maple Leafs in the fourth round (100th overall) of the 2011 National Hockey League Draft.

**LAST SEASON:** Scored six points (1g/5a) in 44 games with the American Hockey League's Toronto Marlies in his first season in North America...Played in four postseason games in the AHL's Western Conference Quarterfinals.

**CAREER: 2013-14:** Scored four points (2g/2a) in 50 games for Frolunda during his first season in Sweden's top division...Played in seven Swedish Hockey League postseason games. **2012-13:** Tallied four points (1g/3a) in 42 games with Mora IK of Allsvenskan in Sweden's second division. **2011-12:** Scored 10 points (4g/6a) in 44 games with Mora IK. **2010-11:** Played the majority of the season with Mora IK's U-20 team, scoring eight points (2g/6a) in 37 games...Played three games with Mora IK's top team in Allsvenskan.

**INTERNATIONAL:** Won a Silver Medal, scoring two assists in six games, with Sweden at the 2013 World Junior Championships in Ufa, Russia. Won a Silver Medal with Sweden at the 2011 U-18 World Junior Championships.

### CAREER STATISTICS:

SEASON	REGULAR SEASON										PLAYOFFS						
	CLUB	LEA	GP	G	A	PTS	PIM	PP	SH	GW	+/-	GP	G	A	PTS	PIM	+/-
2009-10	Mora U18	SWE	35	11	9	20	30	-	-	-	-	-	-	-	-	-	-
	Mora Jr.	SWE-JR	3	0	0	0	0	0	0	0	-	-	-	-	-	-	-
2010-11	Mora U18	SWE-18	37	2	6	8	26	-	-	-	-	1	0	0	0	12	-
	Mora	SWE-2	16	0	1	1	12	-	-	-	-	-	-	-	-	-	-
2011-12	Sweden	WJC-18	6	0	1	1	6	0	0	0	E	-	-	-	-	-	-
	Mora	SWE-2	44	4	6	10	45	-	-	-	-	-	-	-	-	-	-
2012-13	Mora	SWE-JR	10	0	2	2	2	-	-	-	-	2	0	1	1	0	-
	Mora	SWE-2	42	1	3	4	18	-	-	-	-	-	-	-	-	-	-
	Mora	SWE-JR	3	0	0	0	0	0	0	0	-	2	3	2	5	0	-
2013-14	Sweden	WJC	6	0	2	2	4	0	0	0	+3	-	-	-	-	-	-
	Frolunda	SWE	50	2	2	4	22	-	-	-	-	7	0	0	0	2	-
2014-15	Toronto	AHL	44	1	5	6	26	0	0	0	+4	4	0	0	0	2	E

MANAGEMENT

THE PLAYERS

IN THE SYSTEM

NHL ENTRY DRAFT

SOUND TIGERS

YEAR IN REVIEW





## 50 | ADAM PELECH | DEFENSEMAN

**SHOOTS:** LEFT **HEIGHT:** 6-3 **WEIGHT:** 210 **BIRTHDAY:** 8.16.1994 **BIRTHPLACE:** TORONTO, ON

**ISLANDERS TRANSACTIONS:** Selected by the Islanders in the third round (65th overall) of the 2012 National Hockey League Draft.


**LAST SEASON:** Made his professional debut, recording 11 assists in 65 games with the Bridgeport Sound Tigers of the American Hockey League.

**CAREER:** 2013-14: Ranked third among Ontario Hockey League defensemen in points with 55 (10g/45a) during his fourth season with the Erie Otters...

Led Erie defensemen in scoring for the third straight season and ranked seventh overall on the team...Led the club with a plus-52 rating...Established junior career highs in games, goals, assists, points and plus-minus...Scored seven points (2g/5a) in 14 playoff games...Played for Team Canada at the 2014 World Junior Championships in Sweden. 2012-13: Led Erie defensemen in scoring for the second straight season with 40 points (8g/32a) in 59 games during his third OHL campaign...Finished fourth on the team in assists and fifth in points...Established career highs in games, goals, assists, points and penalty minutes (98). 2011-12: Led all Erie defensemen in scoring with 20 points (2g/18a) in 44 games during his second OHL season...Served as an assistant captain on Team Canada at the Under-18 World Junior Championships in the Czech Republic, earning a bronze medal and being named a top-three player on the team...Won the Ivan Tennant Award as the OHL top academic high school player...Won the Bobby Smith Trophy as the OHL Scholastic Player of the Year...Skated in the CHL Top Prospects Game. 2010-11: Scored 13 points (1g/12a) in 65 games during his rookie OHL campaign with Erie...Posted a plus-14 rating...Added two assists in seven OHL Playoff games... Won a gold medal with Team Canada-Ontario at the World Under-17 Hockey Challenge, netting one assist in five games.

### CAREER STATISTICS:

SEASON	CLUB	REGULAR SEASON											PLAYOFFS					
		LEA	GP	G	A	PTS	PIM	PP	SH	GW	+/-	GP	G	A	PTS	PIM	+/-	
2009-10	Toronto	GTHL	69	6	28	34	40	-	-	-	-	-	-	-	-	-	-	
2010-11	Erie	OHL	65	1	12	13	27	0	0	-	+14	7	0	2	2	2	-4	
	Canada-Ontario	WHC-17	5	0	1	1	2	-	-	-	-	-	-	-	-	-	-	
2011-12	Erie	OHL	44	2	18	20	52	1	0	-	-20	-	-	-	-	-	-	
	Canada	WJC-18	7	0	0	0	8	-	-	-	+2	-	-	-	-	-	-	
2012-13	Erie	OHL	59	8	32	40	98	5	1	-	-16	-	-	-	-	-	-	
2013-14	Erie	OHL	60	10	45	55	46	2	1	-	+52	14	2	5	7	10	+3	
	Canada	WJC	7	0	1	1	2	0	0	0	+2	-	-	-	-	-	-	
2014-15	Bridgeport	AHL	65	0	11	11	48	0	0	-	-2	-	-	-	-	-	-	



## 90 | KIRILL PETROV | RIGHT WING

**SHOOTS:** LEFT **HEIGHT:** 6-3 **WEIGHT:** 232 **BIRTHDAY:** 4.13.1990 **BIRTHPLACE:** KAZAN, RUS

**ISLANDERS TRANSACTIONS:** Selected by the Islanders in the third round (73rd overall) of the 2008 National Hockey League Draft. Agreed to a one-year, Entry-Level Contract on July 1, 2015.

**LAST SEASON:** Helped the Kazan Ak-Bars win the Eastern Conference to reach the Gagarin Cup Finals during his sixth full season in the Kontinental Hockey League...Scored 15 points (5g/10a) in 47 regular season games and added three points (2g/1a) in 17 playoff games.

**CAREER:** 2012-13: Matched his career high with 29 points (14g/15a) in 53 games with Kazan during his fifth full KHL season...Tied for third on the team in goals and finished fourth in points. 2012-13: Scored 20 points (12g/8a) in 47 games with Kazan Ak-Bars during his fourth full KHL season...Tied for third on the team in goals...Posted a career-high, plus-7 rating...Led the team with five game-winning goals...Added five points (4g/1a) in 18 KHL Playoff games. 2011-12: Established career highs in goals (16), assists (13) and points (29) in 52 games with Kazan (KHL)...Finished second on the team in goals and fourth in points...Scored three game-winning goals and six power-play goals...Added five points (3g/2a) in 12 playoff games. 2010-11: Scored 19 points (8g/11a) in 47 games during his first season with Yugra of the KHL...Added four points (2g/2a) in six KHL playoff games...Began his fifth season with Kazan, playing in two games before being traded to Yugra in exchange for a fifth-round pick in the 2011 KHL Draft. 2009-10: Appeared in eight games with Kazan, recording four penalty minutes... Led Russia's World Junior Championships team with 10 points (4g/6a) and a plus-7 rating in six games at the 2010 WJC (Saskatoon & Regina). 2008-09: Skated in six games with Kazan, netting one goal...Represented Russia at the 2009 WJC (Ottawa), skating in seven games. 2007-08: Played for Kazan in the Russian Senior League...Scored 10 points (4g/6a) in 47 games...Named the Top Forward and to the All-Star team at the 2008 Under-18 WJC (Kazan) after scoring seven points (5g/2a) in six games for Russia. 2006-07: Represented Russia at the 2007 Under-18 WJC (Tampere & Rauma), playing in all seven games and totaling three points (3a).

### CAREER STATISTICS:

SEASON	CLUB	REGULAR SEASON											PLAYOFFS					
		LEA	GP	G	A	PTS	PIM	PP	SH	GW	+/-	GP	G	A	PTS	PIM	+/-	
2006-07	Kazan Ak-Bars	RUS	9	1	1	2	8	-	-	-	-	3	0	0	0	2	-	
	Russia	WJC-18	7	0	3	3	2	0	0	0	E	-	-	-	-	-	-	
2007-08	Kazan Ak-Bars	RUS	47	4	6	10	54	-	-	-	-	8	1	1	2	0	-	
	Russia	WJC-18	6	5	2	7	6	4	0	0	-2	-	-	-	-	-	-	
2008-09	Kazan Ak-Bars	KHL	6	1	0	1	2	-	-	-	-	-	-	-	-	-	-	
	Russia	WJC	7	0	0	0	4	0	0	0	-1	-	-	-	-	-	-	
2009-10	Kazan Ak-Bars	KHL	8	0	0	0	4	-	-	-	-	-	-	-	-	-	-	
	Russia	WJC	6	4	6	10	6	0	1	0	+7	-	-	-	-	-	-	
2010-11	Kazan Ak-Bars	KHL	2	0	0	0	0	-	-	-	-	-	-	-	-	-	-	
	Khanty-Mansiysk Yugra	KHL	47	8	11	19	20	-	-	-	-	6	2	2	4	8	-	
2011-12	Kazan Ak-Bars	KHL	52	16	13	29	8	-	-	-	-	12	3	2	5	8	-	
2012-13	Kazan Ak-Bars	KHL	47	12	8	20	26	1	1	5	+7	18	4	1	5	6	+1	
2013-14	Kazan Ak-Bars	KHL	53	14	15	29	29	5	2	5	+11	6	1	2	3	0	E	
2014-15	Kazan Ak-Bars	KHL	47	5	10	15	41	1	0	0	+8	17	2	1	3	12	-1	



# 60 | KEVIN POULIN | GOALTENDER

**CATCHES:** LEFT **HEIGHT:** 6-2 **WEIGHT:** 199 **BIRTHDAY:** 4.12.1990 **BIRTHPLACE:** MONTREAL, QC

**ISLANDERS TRANSACTIONS:** Selected by the Islanders in the fifth round (126th overall) of the 2008 National Hockey League Draft. Signed an entry-level contract on May 14, 2010. Accepted his qualifying offer, a one-year, two-way contract, on July 8, 2013. Agreed to a one-year, two-way deal on July 24, 2014. Agreed to a one-year, two-way contract on August 11, 2015.

**LAST SEASON:** Appeared in 45 games with the Bridgeport Sound Tigers of the American Hockey League during his fifth professional season...Recorded a 16-21-7 record with a 2.87 goals-against average (GAA) and .912 save percentage (SV%)...Had a five-game winning streak from Nov. 1-14 and an eight-game unbeaten streak (7-0-1) from Oct. 17 - Nov. 14...Appeared in one NHL game with the Islanders on Dec. 27 at Buffalo.

**CAREER: 2013-14:** Appeared in a career-high 28 NHL games with the Islanders during his fourth professional season, posting an 11-16-1 record with a 3.29 GAA and a .891 SV%...Earned Star of the Game honors six times, including three First Star awards...Appeared in nine straight games from Nov. 10-29...Had a five-game winning streak from Dec. 29 - Feb. 12...Loaned to Bridgeport for the remainder of the season on Mar. 1...Led Bridgeport in GAA (2.65) and sv% (.910) in 15 games. **2012-13:** Appeared in five games with the Islanders during his third professional season, posting a 1-3-0 record with a 3.02 GAA and a .893 sv%...Started the season with Bridgeport (AHL), going 15-14-3 in 32 games with a 3.22 GAA and a .904 SV%...Led Bridgeport goalies in games and wins...Went 5-1-0 over his first six starts of the season...Made a career-high 50 saves in a 3-2 shootout loss at Norfolk on Dec. 15...Earned four straight wins, including a 36-save shutout at Connecticut on Dec. 27...Did not have a regulation loss from Nov. 25-Jan. 3 (4-0-2)...Recalled from Bridgeport on Feb. 23...Made his Islanders season debut on Feb. 24 against Carolina...Earned his first win of the season on Apr. 2 vs. Winnipeg. **2011-12:** Led Bridgeport goalies in wins (26) and games played (49) during his second professional season in the AHL...Recorded a 2.79 GAA and a .912 SV% with Bridgeport...Also appeared in six NHL games with the Islanders, posting a 2-4-0 record with a 3.04 GAA and a .907 SV%...Recalled from Bridgeport on Dec. 15 and made his NHL season debut vs. Dallas...Returned to Bridgeport on Dec. 16...With Bridgeport, recorded three-straight shutouts to open the 2012 calendar year from Jan. 2-7. Posted the second-longest shutout streak in AHL history, dating from Dec. 31 - Jan 8 (221:54). The AHL record was 249:51, set by Johnny Bower in 1957. Poulin's streak became the third longest in AHL history when Barry Brust broke Bower's record in the 2012-13 season (268:17)...Earned AHL Goaltender of the Week honors for Jan. 2-8 and AHL Goaltender of the Month honors for January...Recalled from Bridgeport on Jan. 9 and was returned after one start on Jan. 16...Recalled from Bridgeport on Jan. 30 and earned his first win of the season on Jan. 31 at Carolina, before returning on Feb. 1...Recalled from Bridgeport on Feb. 17 and earned his second win of the season on Feb. 18 vs. Carolina...Earned his first career NHL assist on Feb. 21 at Buffalo...Returned to Bridgeport on Feb. 23...With Bridgeport, recorded seven-straight wins from Mar. 25 - Apr. 6 and finished the season with wins in nine of his last 10 starts. **2010-11:** Began his first professional season with Bridgeport, leading the team in GAA (2.19) and SV% (.932) while posting a 10-5-0 record in 15 games...Was called up to the Islanders in January and recorded a 4-2-1 record in 10 appearances (seven starts), posting a 2.44 GAA with a .924 SV...With Bridgeport, earned his first pro win with 31 saves on Oct. 17 vs. Portland...Made 43 saves on Nov. 19 at Providence...Recorded his first shutout on Nov. 21 vs. Portland...Made a career-high 45 saves on Jan. 28 at Worcester...Received his first career NHL call-up on Jan. 4...Made his NHL debut, stopping all 19 shots in 53:43 of relief action at Edmonton on Jan. 6...Earned a win in his first NHL start on Jan. 8 at Colorado...Stopped 48-of-51 shots in a shootout loss on Jan. 11 vs. Vancouver...Returned to Bridgeport on Jan. 26...Recalled from Bridgeport on Jan. 31...Allowed just one goal in consecutive games on Jan. 25 and Feb. 1...Recorded two straight wins on Feb. 1 at Atlanta and Feb. 5 vs. Ottawa...Suffered a season-ending left knee injury during pregame warmups on Feb. 8.

**JUNIOR: 2009-10:** Posted junior career bests in games played (54), shutouts (7), GAA (2.63), SV% (.916) and wins (35) in his fourth season with the Victoriaville Tigres (Quebec Major Junior Hockey League)...Holds the Victoriaville record for most career wins by a goaltender with 81...Named a second-team QMJHL All-Star...Named the Defensive Player of the Week (2 GP, 2-0, 2.00 GAA, .949 SV%, 78 shots) for the week ending Feb. 7...Named the Defensive Player of the Month (9 GP, 8-1, 2.40 GAA, .914 SV%) for November. **2008-09:** Went 18-16-3 with a 3.17 GAA and a .905 SV% in 39 games during his third QMJHL season with Victoriaville...Named the Defensive Player of the Week (2 GP, 1-1, 1.53 GAA, .961 SV%, 76 shots) for the week ending Dec. 21...Played in the 2008 CHL Top Prospects Game...Signed an Amateur Tryout Contract with the Bridgeport Sound Tigers on Mar. 31. **2007-08:** Posted a 3.69 GAA with a .885 SV% over 52 games with Victoriaville...Participated in the 2008 CHL Top Prospects Game. **2006-07:** Made his QMJHL debut with Victoriaville, going 10-6-0 in 24 games with a 3.34 GAA and a .896 SV%...Named the Defensive Player of the Week (2 GP, 2-0, 1.12 GAA, .969 SV%) for the week ending Dec. 12.

## CAREER STATISTICS:

SEASON	CLUB	REGULAR SEASON										PLAYOFFS					
		LEA	GP	MIN	REC	GA	SO	GAA	SOG	SV	SV%	GP	MIN	GA	SO	GAA	REC
2006-07	Victoriaville	QMJHL	24	1220	10-6-0	68	0	3.34	657	589	.896	2	-	5	0	7.20	0-0
2007-08	Victoriaville	QMJHL	52	2734	18-23-3	168	0	3.69	1,486	1,318	.887	6	-	27	0	5.80	2-4
2008-09	Victoriaville	QMJHL	39	2273	18-16-3	120	1	3.17	1,203	1,083	.900	4	249	18	0	4.34	0-4
2009-10	Victoriaville	QMJHL	54	3105	35-16-0	136	7	2.63	1,612	1,476	.916	16	971	46	0	2.84	10-6
2010-11	Bridgeport	AHL	15	903	10-5-0	33	2	2.19	449	416	.932	-	-	-	-	-	-
	NY ISLANDERS	NHL	10	491	4-2-1	20	0	2.44	262	242	.924	-	-	-	-	-	-
2011-12	Bridgeport	AHL	49	1423	26-18-4	137	3	2.79	1,560	1423	.912	3	194	10	0	3.09	0-3
	NY ISLANDERS	NHL	6	296	2-4-0	15	0	3.04	162	147	.907	-	-	-	-	-	-
2012-13	Bridgeport	AHL	32	1,824	15-14-3	98	1	3.22	1,018	920	.904	-	-	-	-	-	-
	NY ISLANDERS	NHL	5	258	1-3-0	13	0	3.02	122	109	.893	2	52	1	0	1.14	0-0
2013-14	NY ISLANDERS	NHL	28	1,625	11-16-1	89	0	3.29	820	731	.891	-	-	-	-	-	-
	Bridgeport	AHL	15	904	2-12-1	40	0	2.65	444	404	.910	-	-	-	-	-	-
2014-15	Bridgeport	AHL	45	2,612	16-21-7	125	2	2.87	1,427	1,302	.912	-	-	-	-	-	-
	NY ISLANDERS	NHL	1	65	0-0-1	3	0	2.77	26	23	.885	-	-	-	-	-	-
	<b>NYI TOTALS</b>		<b>50</b>	<b>2,736</b>	<b>18-25-3</b>	<b>140</b>	<b>0</b>	<b>3.07</b>	<b>1,392</b>	<b>1,252</b>	<b>.899</b>	<b>2</b>	<b>52</b>	<b>1</b>	<b>0</b>	<b>1.14</b>	<b>0-0</b>
	<b>NHL TOTALS</b>		<b>50</b>	<b>2,736</b>	<b>18-25-3</b>	<b>140</b>	<b>0</b>	<b>3.07</b>	<b>1,392</b>	<b>1,252</b>	<b>.899</b>	<b>2</b>	<b>52</b>	<b>1</b>	<b>0</b>	<b>1.14</b>	<b>0-0</b>

MANAGEMENT

THE PLAYERS

IN THE SYSTEM

NHL ENTRY DRAFT

SOUND TIGERS

YEAR IN REVIEW



## 10 | ALAN QUINE | FORWARD

**SHOOTS:** LEFT **HEIGHT:** 6-0 **WEIGHT:** 200 **BIRTHDAY:** 2.25.1993 **BIRTHPLACE:** BELLEVILLE, ON

**ISLANDERS TRANSACTIONS:** Selected by the Islanders in the sixth round (166th overall) of the 2013 National Hockey League Draft. Agreed to an entry-level contract on September 29, 2013.

**CAREER TRANSACTIONS:** Selected by the Detroit Red Wings in the third round (85th overall) of the 2011 Draft.

**LAST SEASON:** Led the Bridgeport Sound Tigers in scoring with 61 points (23g/38a) in 75 games during his second American Hockey League campaign...Ranked second on the team in assists and third in goals...Tied for the team lead with seven power-play goals...Had the longest AHL point streak of the season (4g/9a) from Oct. 25 - Nov. 16...Had a four-game goal streak from Nov. 5-14 (4g/2a)...Had a four-point (2g/2a) game vs. Portland on Jan. 31.

**JUNIOR: 2013-14:** Scored 27 points (8g/19a) in 61 games as a rookie with Bridgeport...Ranked fourth on the team in points and assists...Had eight power-play points (2g/6a)...Appeared in seven regular season games and eight playoff games with the Stockton Thunder of the ECHL. **2012-13:** Split his fourth season in the Ontario Hockey League between the Peterborough Petes and Belleville Bulls, totaling 67 points (23g/44a) in 54 games...Began the season with Peterborough, scoring 26 points (9g/17a) in 26 games...Was traded to Belleville on Jan. 10 in exchange for second-round draft picks in 2015, 2016 and 2018...Scored 41 points (14g/27a) in 28 regular season games with Belleville...Finished the season as Belleville's co-leader in assists and ranked second in points...Had a plus-29 rating with Belleville...Added 15 points (8g/7a) in 17 playoff games as Belleville fell in seven games in the Eastern Conference Finals...Co-led the team in playoff goals and finished third in playoff points. **2011-12:** Established junior career highs in goals (30) and points (70) in 65 games during his third OHL season and second with Peterborough...Led the team in assists (40) and finished second in goals and points...Made his professional debut with the Grand Rapids Griffins of the AHL at the conclusion of his junior campaign, recording one assist in three games. **2010-11:** Split his second OHL season between the Kingston Frontenacs and Peterborough, totaling 53 points (26g/27a) in 69 games...Began the season with Kingston, recording 11 points (4g/7a) in 17 games...Was traded to Peterborough, along with Clark Seymour and two second-round picks, on Nov. 11 in exchange for Ryan Spooner and Jeff Braithwaite...Scored 42 points (22g/20a) in 52 games with Peterborough, finishing third on the team in goals and fourth in points...Represented Canada at the Under-18 World Junior Championships in Crimmitschau and Dresden, Germany, scoring seven points (1g/6a) in seven games as Canada finished fourth. **2009-10:** Scored 28 points (11g/17a) in 64 games as a rookie with Kingston (OHL)...Added three points (1g/2a) in seven OHL Playoff games...Earned a silver medal with Canada-Ontario at the 2010 World Under-17 Hockey Challenge, scoring three points (1g/2a) in six games.

### CAREER STATISTICS:

SEASON	REGULAR SEASON											PLAYOFFS					
	CLUB	LEA	GP	G	A	PTS	PIM	PP	SH	GW	+/-	GP	G	A	PTS	PIM	+/-
2008-09	Toronto	GTMHL	35	26	26	52	8	-	-	-	-	-	-	-	-	-	-
	Toronto	OJHL	2	1	1	2	0	-	-	-	-	-	-	-	-	-	-
2009-10	Kingston	OHL	64	11	17	28	8	3	0	-	-6	7	1	2	3	0	E
	Canada-Ontario	WHC-17	6	1	2	3	0	-	-	-	-	-	-	-	-	-	-
2010-11	Kingston	OHL	17	4	7	11	2	2	0	-	-1	-	-	-	-	-	-
	Peterborough	OHL	52	22	20	42	6	11	0	-	-35	-	-	-	-	-	-
	Canada	WJC-18	7	1	6	7	6	1	0	0	-2	-	-	-	-	-	-
2011-12	Peterborough	OHL	65	30	40	70	21	6	1	-	-19	-	-	-	-	-	-
	Grand Rapids	AHL	3	0	1	1	0	0	0	0	+1	-	-	-	-	-	-
2012-13	Peterborough	OHL	26	9	17	26	14	3	0	-	-14	-	-	-	-	-	-
	Belleville	OHL	28	14	27	41	6	3	0	-	+29	17	8	7	15	6	+9
2013-14	Bridgeport	AHL	61	8	19	27	23	2	0	1	-24	-	-	-	-	-	-
	Stockton	ECHL	7	2	6	8	2	0	0	-	-3	8	3	1	4	0	E
2014-15	Bridgeport	AHL	75	23	38	61	34	7	0	-	-11	-	-	-	-	-	-



## KYLE SCHEMP | FORWARD

**SHOOTS:** LEFT **HEIGHT:** 6-0 **WEIGHT:** 178 **BIRTHDAY:** 1.13.1994 **BIRTHPLACE:** SAGINAW, MI

**ISLANDERS TRANSACTIONS:** Selected by the Islanders in the sixth round (155th overall) of the 2014 National Hockey League Draft.

**LAST SEASON:** Scored 16 points (10g/6a) in 37 games as a sophomore at Ferris State University...Finished second on the team in goals and fifth in points...Led the team with three power-play goals.

**JUNIOR: 2013-14:** Scored 25 points (10/15a) in 43 games as a freshman at Ferris State...Tied for fourth on the team in points. **2012-13:** Played 64 games with the Sioux Falls Stampede of the United States Hockey League, scoring 41 points (13g/28a)...Tied for fourth on the team in assists...Added five assists in 10 games as Sioux Falls advanced to the second round of the USHL playoffs. **2011-12:** Scored 35 points (13g/22a) during his first season with the Traverse City North Stars of the North American Hockey League...Earned NAHL All-Rookie Second Team Honors.

### CAREER STATISTICS:

SEASON	REGULAR SEASON											PLAYOFFS					
	CLUB	LEA	GP	G	A	PTS	PIM	PP	SH	GW	+/-	GP	G	A	PTS	PIM	+/-
2011-12	Traverse City	NAHL	59	13	22	35	29	-	-	-	-2	4	0	1	1	0	-
2012-13	Sioux Falls	USHL	64	13	28	41	28	-	-	-	+26	10	0	5	5	2	+1
2013-14	Ferris State	WCHA	43	10	15	25	12	3	0	1	+10	-	-	-	-	-	-
2014-15	Ferris State	WCHA	37	10	6	16	22	3	1	1	E	-	-	-	-	-	-



## LINUS SODERSTROM | GOALTENDER

**CATCHES:** LEFT **HEIGHT:** 6-5 **WEIGHT:** 196 **BIRTHDAY:** 8.23.1996 **BIRTHPLACE:** STOCKHOLM, SWE  
**ISLANDERS TRANSACTIONS:** Selected by the Islanders in the fourth round (95th overall) of the 2014 National Hockey League Draft.

**LAST SEASON:** Played 14 games with Djurgarden's junior club during his second season in Sweden's SuperElit league...Had his season cut short early due to a hip injury that required surgery.

**JUNIOR: 2013-14:** Played 23 games with Djurgarden's under-20 team...Posted a 2.61 GAA and .915 SV% in 23 games...Appeared in one SuperElit playoff game with the U-20 club and also one Allsvenskan playoff game with Djurgarden's under-18 team. **2012-13:** Spent the season with Djurgarden's Under-18 club, seeing action in both Elit and Allsvenskan play...Combined for a GAA under 2.00...Added nine Allsvenskan playoff starts, posting a 2.26 GAA with a .936 SV%.

**International:** Represented Sweden at the 2014 World Under-18 Championships and the 2013 Ivan Hlinka Memorial.

### CAREER STATISTICS:

SEASON	REGULAR SEASON										PLAYOFFS							
	CLUB	LEA	GP	MIN	GA	SO	GAA	REC	SA	SV	SV%	GP	MIN	GA	SO	GAA	REC	SV%
2012-13	Djurgarden U18	Elit	7	382	-	3	1.57	-	-	-	.906	-	-	-	-	-	-	-
	Djurgarden U18	Allsvenskan	11	631	-	2	1.90	-	-	-	.933	9	-	-	-	2.26	-	.936
2013-14	Sweden U18	Ivan Hlinka	3	-	-	1	2.29	-	-	-	.900	-	-	-	-	-	-	-
	Djurgarden U20	SuperElit	23	1,357	-	0	2.61	-	-	-	.915	1	-	-	-	4.00	-	.918
	Djurgarden U18	Allsvenskan	-	-	-	-	-	-	-	-	-	1	-	-	-	3.03	-	.842
2014-15	Sweden U18	WJC-18	6	-	-	-	2.33	-	-	-	.899	-	-	-	-	-	-	-
	Djurgarden U20	SuperElit	14	-	-	-	2.90	-	-	-	.906	-	-	-	-	-	-	-
	Sodertalje SK	Allsvenskan	4	194	8	0	2.48	1-3-0	88	80	.909	-	-	-	-	-	-	-
	Almtuna IS	Allsvenskan	1	59	3	0	3.03	0-1-0	25	22	.880	-	-	-	-	-	-	-



## DOYLE SOMERBY | DEFENSEMAN

**SHOOTS:** LEFT **HEIGHT:** 6-6 **WEIGHT:** 233 **BIRTHDAY:** 7.4.1994 **BIRTHPLACE:** MARBLEHEAD, MA  
**ISLANDERS TRANSACTIONS:** Selected by the Islanders in the fifth round (125th overall) of the 2012 National Hockey League Draft.

**LAST SEASON:** Helped Boston University win a Hockey East championship and reach the NCAA Frozen Four Championship game during his sophomore season...Led the team with 55 blocked shots and finished second with 45 penalty minutes...Scored seven points (1g/6a).

**HIGH SCHOOL: 2013-14:** Appeared in 34 games during his freshman season at Boston University (Hockey East), scoring four points (1g/3a)...Led the team with 49 penalty minutes. **2012-13:** Established career highs in goals (3), assists (18) and points (21) in 29 games during his senior season at Kimball Union Academy, a prep school in New Hampshire...At the conclusion of his high school season, skated with the Muskegon Lumberjacks of the United States Hockey League, scoring two goals in 10 games. **2011-12:** Scored 16 points (1g/15a) in 31 games as a high school junior at Kimball Union. **2010-11:** Appeared in 33 games during his first season at Kimball Union Academy, scoring seven points (2g/5a). **2009-10:** Played his freshman high-school season at St. Mary's in Lynn, MA...Converted from forward to defense as a freshman.

### CAREER STATISTICS:

SEASON	REGULAR SEASON											PLAYOFFS					
	CLUB	LEA	GP	G	A	PTS	PIM	PP	SH	GW	+/-	GP	G	A	PTS	PIM	+/-
2010-11	Kimball Union	NH-HS	33	2	5	7	18	-	-	-	-	-	-	-	-	-	-
2011-12	Kimball Union	NH-HS	31	1	15	16	26	-	-	-	-	-	-	-	-	-	-
2012-13	Kimball Union	NH-HS	29	3	18	21	-	-	-	-	-	-	-	-	-	-	-
	Muskegon	USHL	10	2	0	2	6	-	-	-	E	-	-	-	-	-	-
2013-14	Boston U.	H-East	34	1	3	4	49	0	0	1	-12	-	-	-	-	-	-
2014-15	Boston U.	H-East	39	1	6	7	45	0	0	1	+8	-	-	-	-	-	-

MANAGEMENT


THE PLAYERS

IN THE SYSTEM

NHL ENTRY DRAFT

SOUND TIGERS

YEAR IN REVIEW



## ILYA SOROKIN | GOALTENDER

**CATCHES:** LEFT **HEIGHT:** 6-2 **WEIGHT:** 167 **BIRTHDAY:** 8.4.1995 **BIRTHPLACE:** MEZHDURECHENSK, RUS

**ISLANDERS TRANSACTIONS:** Selected by the Islanders in the third round (78th overall) of the 2014 National Hockey League Draft.

**LAST SEASON:** Played 28 games during his second full season in the Kontinental Hockey League...Traded from Metallurg Novokuznetsk to CSKA Moscow in exchange for monetary compensation on Dec. 24.

**JUNIOR: 2013-14:** Played 27 games with Metallurg Novokuznetsk during his first full season in the KHL...Recorded a 2.90 goals-against average with a .911 save percentage...Led the club in minutes played and GAA...Also played four games with Metallurg's junior club, Kuznetskie Medvedi, posting a 2.69

GAA and .917 SV%. **2012-13:** Spent most of the season with the junior club Kuznetski, but also appeared in his first five KHL games with Novokuznetsk...In limited time, led the senior club in GAA and SV%.

### CAREER STATISTICS:

SEASON	REGULAR SEASON										PLAYOFFS							
	CLUB	LEA	GP	MIN	GA	SO	GAA	REC	SA	SV	SV%	GP	MIN	GA	SO	GAA	REC	SV%
2012-13	Novokuznetsk	KHL	5	151	7	0	2.77	1-1-0	86	79	.919	-	-	-	-	-	-	-
	Kuznetski	MHL	27	1422	-	1	2.57	-	-	-	.914	3	-	-	-	3.40	-	.898
2013-14	Novokuznetsk	KHL	27	1346	65	0	2.90	5-12-0	729	664	.911	-	-	-	-	-	-	-
	Kuznetskie	MHL	4	244	-	0	2.69	-	-	-	.917	2	-	-	-	4.04	-	.800
2014-15	Novokuznetsk	KHL	22	978	53	1	3.25	4-11-1	561	508	.906	-	-	-	-	-	-	-
	Kuznetskie	MHL	1	60	4	0	4.00	-	-	-	.949	-	-	-	-	-	-	-
	CSKA Moscow	KHL	6	274	6	0	1.31	3-2-0	95	89	.937	-	-	-	-	-	-	-



## 28 | JOHAN SUNDSTROM | CENTER

**SHOOTS:** RIGHT **HEIGHT:** 6-3 **WEIGHT:** 201 **BIRTHDAY:** 9.21.1992 **BIRTHPLACE:** GOTHENBURG, SWEDEN

**ISLANDERS TRANSACTIONS:** Selected by the Islanders in the second round (50th overall) of the 2011 National Hockey League Draft. Agreed to a three-year, entry-level contract on June 28, 2012.

**LAST SEASON:** Scored 19 points (7g/12a) in 72 games during his third season with the Bridgeport Sound Tigers of the American Hockey League.

**CAREER: 2013-14:** Appeared in the first 11 NHL games of his career with the Islanders at the end of his second North American campaign, after spending the majority of the season with Bridgeport (AHL)...Scored 18 points (8g/10a) in 40 games with Bridgeport...Missed 21 games due to illness from Dec.

15 - Feb. 1...Earned his first NHL recall on Mar. 13...Made his NHL debut on Mar. 14 at San Jose...Recorded his first NHL point/assist on Mar. 23 vs. Columbus...Was returned to Bridgeport on Apr. 7 and recalled again on Apr. 9...Was hit from behind by Douglas Murray (Game Misc.) on Apr. 10 at Montreal and suffered an upper-body injury that kept him out of the final two games of the season. **2012-13:** Scored 32 points (11g/21a) in 59 games during his first season in North America with Bridgeport (AHL)...Ranked third on the team in plus-minus (+7), fifth in points, tied for fifth in goals and tied for sixth in assists...Scored his first AHL goal and added his first AHL assist on Oct. 20 at Wilkes-Barre/Scranton...Had a three-game point streak spanning Nov. 4-9 (1g/2a)...Posted his second three-game point streak of November less than two weeks later, including a three-point performance (2g/1a) in a 7-5 loss vs. Connecticut on Nov. 23...Notched a four-game point streak (1g/6a) from Dec. 15-26, including a three-assist outing in a 5-2 win vs. Connecticut on Dec. 26...Recorded goals in back-to-back games vs. Hershey on Jan. 8 and at Providence on Jan. 11...Missed 17 games due to injury from Jan. 20 - Mar. 6...Recorded seven assists in 20 games to conclude the 2012-13 season. **2011-12:** Scored 11 points (6g/5a) in 49 games in his second season with Vastra Frolunda Hockey Club of the Swedish Elite League...Posted a plus-6 rating...Also appeared in six playoff games with Frolunda...Represented Sweden at the World Junior Championships in Edmonton and Calgary, scoring five points (1g/4a) in six games to earn a Gold Medal. **2010-11:** Played in 41 games as a rookie with Frolunda during his first season in the SEL, scoring one goal... Played for Sweden at the 2011 Under-20 World Junior Championships in Buffalo, NY, tallying one assist...Played in 21 other international games with Sweden's national junior team...In 15 games with Frolunda's junior club (SuperElit), posted 19 points (10g/9a) in the regular season...Added 15 points (8g/7a) in seven playoff games with the junior club.

### CAREER STATISTICS:

SEASON	REGULAR SEASON											PLAYOFFS					
	CLUB	LEA	GP	G	A	PTS	PIM	PP	SH	GW	+/-	GP	G	A	PTS	PIM	+/-
2009-10	Frolunda	SEL	1	0	0	0	0	-	-	-	E	-	-	-	-	-	-
	Frolunda	SEL	41	1	0	1	10	-	-	-	-7	-	-	-	-	-	-
2010-11	Frolunda	U20	15	10	9	19	4	-	-	-	-	7	8	7	15	2	-
	Sweden	WJC	6	0	1	1	0	-	-	-	-	-	-	-	-	-	-
	Frolunda	SEL	49	6	5	11	8	-	-	-	+6	6	0	0	0	2	-
2011-12	Frolunda	SEL	6	1	4	5	2	-	-	-	-	-	-	-	-	-	-
	Sweden	WJC	6	1	4	5	2	-	-	-	-	-	-	-	-	-	-
2012-13	Bridgeport	AHL	59	11	21	32	30	3	0	1	+7	-	-	-	-	-	-
2013-14	Bridgeport	AHL	40	8	10	18	41	0	2	2	-10	-	-	-	-	-	-
	NY ISLANDERS	NHL	11	0	1	1	6	0	0	0	E	-	-	-	-	-	-
2014-15	Bridgeport	AHL	72	7	12	19	81	1	0	0	E	-	-	-	-	-	-
	<b>NY ISLANDERS TOTALS</b>		<b>11</b>	<b>0</b>	<b>1</b>	<b>1</b>	<b>6</b>	<b>0</b>	<b>0</b>	<b>0</b>	<b>E</b>	-	-	-	-	-	-
	<b>NHL TOTALS</b>		<b>11</b>	<b>0</b>	<b>1</b>	<b>1</b>	<b>6</b>	<b>0</b>	<b>0</b>	<b>0</b>	<b>E</b>	-	-	-	-	-	-



## DEVON TOEWS | DEFENSEMAN

**SHOOTS:** LEFT **HEIGHT:** 6-1 **WEIGHT:** 181 **BIRTHDAY:** 2.21.1994 **BIRTHPLACE:** ABBOTSFORD, BC

**ISLANDERS TRANSACTIONS:** Selected by the Islanders in the fourth round (108th overall) of the 2014 National Hockey League Draft.

**LAST SEASON:** Finished second among Quinnipiac University defensemen in scoring and second overall on the club with 20 points (4g/16a) in 31 games as a sophomore...Helped Quinnipiac earn the top seed in the ECAC tournament and an at-large bid in the NCAA Division I Mens Ice Hockey Championship.

**JUNIOR: 2013-14:** Scored 17 points (1g/16a) in 37 games as a freshman at Quinnipiac...Finished second among team defensemen in scoring and ranked ninth overall on the club. **2012-13:** Led all defensemen in scoring and tied for third overall on the Surrey Eagles with 45 points (10g/35a) in 48 games during his second season in the British Columbia Hockey League...Scored nine points (0g/9a) in 17 playoff games as Surrey captured the BCHL Championship...Named the BCHL (Coastal) Best Defenseman and to the BCHL (Coastal) First All-Star Team...Surrey advanced to the Canadian Junior Hockey League Western Canada Cup, where Toews was named to the All-Tournament Team and the CJHL Western Canada Cup MVP...The club then advanced to the RBC Cup, where Toews was named the tournament's top defenseman. **2011-12:** Named to the BCHL All-Rookie team after scoring 29 points (7g/22a) in 54 games with Surrey. **2010-11:** Scored 37 points (12g/25a) in 39 games with the Fraser Valley Bruins of the British Columbia Major Midget League.

### CAREER STATISTICS:

SEASON	REGULAR SEASON											PLAYOFFS					
	CLUB	LEA	GP	G	A	PTS	PIM	PP	SH	GW	+/-	GP	G	A	PTS	PIM	+/-
2009-10	Fraser Valley	BCMML	39	2	5	7	60	-	-	-	-	-	-	-	-	-	-
2010-11	Fraser Valley	BCMML	39	12	25	37	52	-	-	-	-	-	-	-	-	-	-
2011-12	Surrey	BCHL	54	7	22	29	42	-	-	-	-	12	5	7	12	15	-
2012-13	Surrey	BCHL	48	10	37	47	55	-	-	-	-	17	0	9	9	10	-
2013-14	Quinnipiac	ECAC	37	1	16	17	10	1	0	0	+9	-	-	-	-	-	-
2014-15	Quinnipiac	ECAC	31	4	16	20	16	2	0	2	E	-	-	-	-	-	-



## 45 | JUSTIN VAIVE | FORWARD

**SHOOTS:** RIGHT **HEIGHT:** 6-4 **WEIGHT:** 237 **BIRTHDAY:** 7.8.1989 **BIRTHPLACE:** BUFFALO, NY

**ISLANDERS TRANSACTIONS:** Signed by the Islanders as a free agent on July 2, 2015.

**CAREER TRANSACTIONS:** Selected by the Anaheim Ducks in the fourth round (92nd overall) of the 2007 National Hockey League Draft.

**LAST SEASON:** Established American Hockey League career highs in goals (14), assists (18), points (32) and penalty minutes (94) with the Hartford Wolf Pack in his fourth professional season...Added one assist in eight Calder Cup Playoff (AHL) games.

**CAREER: 2013-14:** Split the season between the AHL and ECHL, playing 27 games with Hartford and 13 for the Greenville Road Warriors...Scored five points (1g/4a) in the AHL and 18 points (10g/8a) in the ECHL...Scored his first professional hat trick with Greenville on Dec. 21 at Florida...Added 11 points (6g/5a) in 13 ECHL playoff games, tying for third on the team in goals. **2012-13:** Played the majority of the season with the San Antonio Rampage (AHL), scoring four points (2g/2a) in 41 games...Also played six games with the ECHL's Cincinnati Cyclones, tallying four points (2g/2a) in six games...Made his ECHL playoff debut, notching three points (1g/2a) in 15 games. **2011-12:** Made his professional debut, scoring 18 points (6g/12a) in 40 games for the Cincinnati Cyclones...Also made his AHL debut, playing 15 games for San Antonio.

**COLLEGE:** Established collegiate career highs in goals (9) and points (16), while tying his career high in assists (7) during his senior season at Miami University (Ohio) in 2010-11...Helped Miami win its first CCHA Championship in 2010-11...Team qualified for the NCAA Tournament in all four of his seasons.

### CAREER STATISTICS:

SEASON	REGULAR SEASON											PLAYOFFS					
	CLUB	LEA	GP	G	A	PTS	PIM	PP	SH	GW	+/-	GP	G	A	PTS	PIM	+/-
2004-05	Milton	OPJHL	1	1	0	1	0	-	-	-	-	-	-	-	-	-	-
2005-06	USNTDP U18	NAHL	24	4	8	12	34	-	-	-	-	-	-	-	-	-	-
2006-07	USNTDP U18	NAHL	15	4	1	4	22	-	-	-	-	-	-	-	-	-	-
2007-08	Miami U	CCHA	41	3	7	10	65	1	0	1	-	-	-	-	-	-	-
2008-09	Miami U	CCHA	37	6	6	12	44	2	0	0	+2	-	-	-	-	-	-
2009-10	Miami U	CCHA	43	5	3	8	51	-	-	-	-	-	-	-	-	-	-
2010-11	Miami U	CCHA	39	9	7	16	48	5	1	1	+2	-	-	-	-	-	-
2011-12	Cincinnati	ECHL	40	6	12	18	65	1	0	-	-14	-	-	-	-	-	-
	San Antonio	AHL	15	0	0	0	10	0	0	0	-3	-	-	-	-	-	-
2012-13	San Antonio	AHL	41	2	2	4	38	1	0	-	E	-	-	-	-	-	-
	Cincinnati	ECHL	6	2	2	4	10	2	0	-	-1	15	1	2	3	21	E
2013-14	Greenville	ECHL	13	10	8	18	20	1	0	-	+5	13	6	5	11	14	+3
	Hartford	AHL	27	1	4	5	31	0	0	-	+5	-	-	-	-	-	-
2014-15	Hartford	AHL	62	14	18	32	94	6	0	-	-3	8	0	1	1	10	-4

MANAGEMENT

THE PLAYERS

IN THE SYSTEM

NHL ENTRY DRAFT

SOUND TIGERS

YEAR IN REVIEW



## 59 | CARTER VERHAEGHE | FORWARD

**SHOOTS:** LEFT **HEIGHT:** 6-1 **WEIGHT:** 181 **BIRTHDAY:** 8.14.1995 **BIRTHPLACE:** TORONTO, ON

**ISLANDERS TRANSACTIONS:** Acquired from Toronto with Taylor Beck, Matthew Finn, Christopher Gibson and Tom Nilsson in exchange for Michael Grabner on September 17, 2015.

**CAREER TRANSACTIONS:** Selected by the Toronto Maple Leafs in the third round (82nd overall) of the 2013 National Hockey League Draft.

**LAST SEASON:** Captained the Ontario Hockey League's Niagara IceDogs and led the team with 82 points (33g/49a) in 68 games...Set a junior career high in goals and matched his career best in points... Added 14 points (6g/8a) in 11 postseason games.

**JUNIOR: 2013-14:** Served as alternate captain while leading Niagara in scoring with 82 points (28g/54a) in 65 games...Established career highs in points and assists...Tallied four points (2g/2a) in six postseason games...Made his professional debut at the end of the season, recording one assist in two games with the American Hockey League's Toronto Marlies. **2012-13:** Tallied 44 points (18g/26a) in 67 games with Niagara...Scored four points (2g/2a) in five postseason games. **2011-12:** Scored 16 points (4g/12a) in 62 games as a rookie for Niagara.

**INTERNATIONAL:** Won a Gold Medal with Team Canada at the 2013 Under-18 World Junior Championships.

### CAREER STATISTICS:

SEASON	CLUB	LEA	REGULAR SEASON									PLAYOFFS					
			GP	G	A	PTS	PIM	PP	SH	GW	+/-	GP	G	A	PTS	PIM	+/-
2011-12	Niagara	OHL	62	4	12	16	10	1	0	-	+6	-	-	-	-	-	-
2012-13	Niagara	OHL	67	18	26	44	22	5	0	-	-12	19	1	2	3	2	+3
	Canada	WJC-18	7	0	4	4	4	0	0	0	+3	-	-	-	-	-	-
2013-14	Niagara	OHL	65	28	54	82	60	13	0	0	-19	6	2	2	4	6	-1
	Toronto	AHL	2	0	1	1	0	0	0	0	+2	-	-	-	-	-	-
2014-15	Niagara	OHL	68	33	49	82	38	3	1	2	+21	11	6	8	14	4	+1



## 48 | JOE WHITNEY | FORWARD

**SHOOTS:** LEFT **HEIGHT:** 5-6 **WEIGHT:** 167 **BIRTHDAY:** 2.6.1988 **BIRTHPLACE:** READING, MA

**ISLANDERS TRANSACTIONS:** Signed by the Islanders as a free agent on July 2, 2015.

**CAREER TRANSACTIONS:** Signed as a free agent by the New Jersey Devils on May 1, 2013.

**LAST SEASON:** Set American Hockey League career highs in assists (37) and points (60), while leading the Albany Devils in scoring in 66 games...Selected to his second consecutive AHL All-Star Game, tallying one goal for the Eastern Conference...Named AHL Player of the Week for the period ending Jan. 4, scoring five points (2g/3a) in two games...Played four games with the New Jersey Devils, scoring his first career NHL goal on Dec. 31 at Detroit.

**JUNIOR: 2013-14:** Made NHL debut in his third professional season, appearing in one game with New Jersey on Jan. 24 vs. Washington...Led Albany in scoring with 53 points (22g/31a) in a career-high 73 games played...Selected to the AHL All-Star Game, tallying two assists for the AHL in a 7-2 win over Sweden's Farjestad. **2012-13:** Established career highs in goals (26) and plus-minus (+13), while adding 25 assists for 51 points in 66 games with Albany (AHL)...Led the team in goals, points and plus-minus. **2011-12:** Established a career high in games played (72), while scoring 44 points (15g/29a) with Albany (AHL)...Recorded his first career hat trick on Jan. 21 at Springfield, with all three goals coming in the opening period.

**COLLEGE: 2010-11:** Captained Boston College to a Hockey East Championship in his senior season, finishing with 31 points (5g/26a) in 39 games...Made his professional debut at the end of the season, playing one game with the Portland Pirates. **2009-10:** Won the NCAA National Championship and Hockey East Championship at Boston College, while establishing collegiate career highs in goals (17) and penalty minutes (61)...Scored 10 points (3g/7a) in four NCAA Tournament games, including three assists in National Championship.

### CAREER STATISTICS:

SEASON	CLUB	LEA	REGULAR SEASON									PLAYOFFS					
			GP	G	A	PTS	PIM	PP	SH	GW	+/-	GP	G	A	PTS	PIM	+/-
2007-08	Boston College	H-East	44	11	40	51	50	5	0	-	-	-	-	-	-	-	-
2008-09	Boston College	H-East	36	7	8	15	36	1	0	-	-	-	-	-	-	-	-
2009-10	Boston College	H-East	42	17	28	45	61	2	0	-	-	-	-	-	-	-	
2010-11	Boston College	H-East	39	5	26	31	60	0	0	-	-	-	-	-	-	-	
	Portland	AHL	1	0	1	1	0	0	0	0	+1	-	-	-	-	-	
2011-12	Albany	AHL	72	15	29	44	36	4	0	-	-8	-	-	-	-	-	
2012-13	Albany	AHL	66	26	25	51	32	6	0	-	+13	-	-	-	-	-	
2013-14	Albany	AHL	73	22	31	53	34	6	0	-	E	4	1	0	1	0	-3
	NEW JERSEY	NHL	1	0	0	0	0	0	0	0	E	-	-	-	-	-	-
2014-15	Albany	AHL	66	23	37	60	64	8	0	-	-3	-	-	-	-	-	
	NEW JERSEY	NHL	4	1	0	1	0	0	0	0	-1	-	-	-	-	-	-
	<b>NHL TOTALS</b>		<b>5</b>	<b>1</b>	<b>0</b>	<b>1</b>	<b>0</b>	<b>0</b>	<b>0</b>	<b>0</b>	<b>-1</b>	<b>-</b>	<b>-</b>	<b>-</b>	<b>-</b>	<b>-</b>	<b>-</b>



# 35 | STEPHON WILLIAMS | GOALTENDER

**CATCHES:** LEFT **HEIGHT:** 6-3 **WEIGHT:** 196 **BIRTHDAY:** 4.28.1993 **BIRTHPLACE:** FAIRBANKS, AK

**ISLANDERS TRANSACTIONS:** Selected by the Islanders in the fourth round (106th overall) of the 2013 National Hockey League Draft.

**LAST SEASON:** Helped Minnesota State-Mankato University win a Western Collegiate Hockey Association championship and a 1-seed in the NCAA Mens Ice Hockey Division I Tournament during his junior season...Named WCHA Goaltending Champion with the lowest goals-against average (GAA) in league play (1.55) and named All-WCHA Second Team...Established collegiate career bests in wins (25), GAA (1.65) and SV% (.925)...Made his professional debut with the Bridgeport Sound Tigers (American Hockey League) at the end of his junior season, going 3-1-0 in five games.

**COLLEGE: 2013-14:** Appeared in 12 games as a sophomore at Minnesota State-Mankato...Posted a 5-6-0 record **2012-13:** Earned WCHA Rookie of the Year honors during his freshman campaign with the Minnesota State-Mankato University...Named to the All-WCHA First Team and WCHA All-Rookie Team...Named WCHA Goaltending Champion...Posted a 21-12-2 record with a 2.00 goals-against average and .924 save percentage...Tied for 11th in the National Collegiate Athletic Association in GAA, 14th in winning percentage (.629) and 21st in SV%...Twice named WCHA Rookie of the Week...In conference games, led the WCHA in GAA (1.93), finished second in SV% (.927) and third in wins (15)...Had four shutouts. **2011-12:** Split his second season in the United States Hockey League between the Sioux Falls Stampede and Waterloo Black Hawks, totaling a 16-15-4 record with a 2.74 GAA and .905 SV%...Two-time USHL Player of the Week...Helped lead Waterloo to a second-place finish in the Clark Cup Finals, posting a 10-5-1 playoff record with a 2.28 GAA and .922 SV%. **2010-11:** Made his USHL debut, posting a 20-7-6 record and one shutout in 35 games for Sioux Falls...Ranked eighth in the league in wins...Appeared in five postseason games, going 4-1 with a .924 save percentage and 2.21 goals-against average.

## CAREER STATISTICS:

SEASON	REGULAR SEASON											PLAYOFFS						
	CLUB	LEA	GP	MIN	GA	SO	GAA	REC	SA	SV	SV%	GP	MIN	GA	SO	GAA	REC	SV%
2010-11	Sioux Falls	USHL	35	2042	88	1	2.59	20-7-6	963	875	.909	5	298	11	0	2.21	4-1	.924
2011-12	Sioux Falls	USHL	21	1113	50	1	2.70	6-9-2	575	525	.913	-	-	-	-	-	-	-
	Waterloo	USHL	19	1054	49	1	2.79	10-6-2	471	422	.896	15	895	34	1	2.28	10-5	.922
2012-13	Minn. St-Mankato	WCHA	35	2043	68	1	2.00	21-12-2	894	826	.924	-	-	-	-	-	-	-
2013-14	Minn. St-Mankato	WCHA	12	594	32	1	3.23	5-6-0	232	200	.862	-	-	-	-	-	-	-
2014-15	Minn. St-Mankato	WCHA	35	1999	55	5	1.65	25-6-4	735	680	.925	-	-	-	-	-	-	-
	Bridgeport	AHL	5	255	9	0	2.12	3-1-0	140	131	.936	-	-	-	-	-	-	-

MANAGEMENT

THE PLAYERS

IN THE SYSTEM

NHL ENTRY DRAFT

SOUND TIGERS

YEAR IN REVIEW





## 26 | JAMES WRIGHT | FORWARD

**SHOOTS:** LEFT **HEIGHT:** 6-4 **WEIGHT:** 210 **BIRTHDAY:** 3.24.1990 **BIRTHPLACE:** SASKATOON, SK  
**ISLANDERS TRANSACTIONS:** Signed by the Islanders as a free agent on July 2, 2015.

**TRANSACTIONS:** Selected by the Tampa Bay Lightning in the fourth round (117th overall) of the 2008 National Hockey League Draft. Signed by the Lightning to an entry-level contract on September 26, 2009. Traded with Mike Vernace from Tampa Bay to the Florida Panthers in exchange for Mike Kostka and Evan Oberg on December 2, 2011. Claimed off waivers by the Winnipeg Jets on January 18, 2013. Signed as a free agent for Medvescak Zagreb of the KHL on September 15, 2014.

**LAST SEASON:** Played his sixth professional season and first outside North America with Medvescak Zagreb of the Kontinental Hockey League...Finished third on Zagreb in goals (15)...Played three games with Team Canada in the Spengler Cup in Switzerland.

**CAREER: 2013-14:** Established an NHL career high in games played (59) with the Winnipeg Jets during his fifth professional season. **2012-13:** Played 40 games within the Florida Panthers organization for the San Antonio Rampage of the American Hockey League, scoring 17 points (5g/12a) before being acquired off waivers by Winnipeg...Scored five points (2g/3a) in 38 games for Winnipeg...Tallied three points (1g/2a) in season's final four games. **2011-12:** Tallied five points (1g/4a) in 22 games with the AHL's Norfolk Admirals before being traded by the Tampa Bay Lightning to the Florida Panthers and being assigned to San Antonio...Scored 28 points (11g/17a) in 54 games with San Antonio...Notched eight points (4g/4a) in a five-game span from Jan. 20 to Jan. 28, all wins for San Antonio...Tied a Calder Cup Playoffs franchise record by recording a four-point game (1g/3a) vs. Chicago in Game One of the Western Conference Quarterfinals on Apr 19...Tied for team lead with seven points (3g/4a) in 10 Calder Cup Playoff games. **2010-11:** Established career highs in goals (16), assists (31), points (47), games played (80) and penalty minutes (64) as an AHL rookie with the Admirals...Played one game with the Tampa Bay Lightning...Scored one goal in six Calder Cup Playoff games. **2009-10:** Made the Tampa Bay roster out of training camp and played his NHL/professional debut on Oct. 3 at Atlanta...Scored his first career NHL goal/point on Oct. 22 vs. San Jose...Scored five points (2g/3a) in 48 games before being returned to the Vancouver Giants of the Western Hockey League.

**JUNIOR:** Established junior career highs in goals (21), assists (26), points (47), games played (71) and penalty minutes in 2008-09, his third full season with Vancouver...Won 2007 Memorial Cup scoring two goals in five games of the tournament.

### CAREER STATISTICS:

SEASON	CLUB	REGULAR SEASON										PLAYOFFS						
		LEA	GP	G	A	PTS	PIM	PP	SH	GW	+/-	GP	G	A	PTS	PIM	+/-	
2005-06	Vancouver	WHL	2	0	0	0	2	0	0	0	0	E	-	-	-	-	-	-
2006-07	Vancouver	WHL	48	5	7	12	31	1	0	-	+10	14	3	1	4	0	+3	
2007-08	Vancouver	WHL	60	13	23	36	21	4	0	-	+4	6	1	0	1	2	-3	
2008-09	Vancouver	WHL	71	21	26	47	54	3	0	-	+26	17	3	7	10	13	E	
2009-10	TAMPA BAY	NHL	48	2	3	5	18	0	0	0	-9	-	-	-	-	-	-	
	Vancouver	WHL	21	6	13	19	17	3	0	-	-4	16	7	9	16	4	+1	
2010-11	Norfolk	AHL	80	16	31	47	64	5	2	-	-6	6	1	0	1	8	-3	
	TAMPA BAY	NHL	1	0	0	0	0	0	0	0	-2	-	-	-	-	-	-	
2011-12	Norfolk	AHL	22	1	4	5	6	0	0	-	-5	-	-	-	-	-	-	
	San Antonio	AHL	54	11	17	28	23	2	1	-	-1	10	3	4	7	2	-5	
2012-13	San Antonio	AHL	40	5	12	17	31	2	0	-	-3	-	-	-	-	-	-	
	WINNIPEG	NHL	38	2	3	5	31	0	0	0	-5	-	-	-	-	-	-	
2013-14	WINNIPEG	NHL	59	0	2	2	15	0	0	0	-3	-	-	-	-	-	-	
	Zagreb Medvescak	KHL	53	15	4	19	39	-	-	-	-2	-	-	-	-	-	-	
2014-15	<b>NHL TOTALS</b>		<b>146</b>	<b>4</b>	<b>8</b>	<b>12</b>	<b>64</b>	<b>0</b>	<b>0</b>	<b>0</b>	<b>-19</b>	<b>-</b>	<b>-</b>	<b>-</b>	<b>-</b>	<b>-</b>	<b>-</b>	

2014-15

# SEASON IN REVIEW



**TRADITION'S  
NEW HOME**

## FINAL SCORING

Pos	#	Player	GP	G	A	P	+/-	PIM	PPG	SHG	GW	S	%	TOI/g	FO%	Hits	Blks
C	91	John Tavares	.82	.38	.48	.86	.5	.46	.13	.0	.8	.278	.13.7	.20:40	.52.21	.48	.37
R	21	Kyle Okposo	.60	.18	.33	.51	-.8	.12	.6	.0	.2	.195	.9.2	.19:33	.49.68	.53	.23
C	18	Ryan Strome	.81	.17	.33	.50	.23	.47	.1	.1	.2	.179	.9.5	.15:23	.46.70	.92	.21
C	51	Frans Nielsen	.78	.14	.29	.43	.8	.12	.4	.1	.4	.157	.8.9	.16:34	.48.19	.48	.80
C	29	Brock Nelson	.82	.20	.22	.42	.6	.24	.10	.0	.3	.190	.10.5	.15:52	.44.30	.99	.52
C	27	Anders Lee	.76	.25	.16	.41	.9	.33	.5	.0	.6	.197	.12.7	.14:23	.100.00	.169	.29
L	12	Josh Bailey	.70	.15	.26	.41	.3	.12	.2	.0	.1	.140	.10.7	.16:46	.45.45	.66	.36
D	2	Nick Leddy	.78	.10	.27	.37	.18	.14	.1	.0	.1	.120	.8.3	.20:21	.0.00	.73	.90
D	55	Johnny Boychuk	.72	.9	.26	.35	.15	.14	.5	.0	.1	.192	.4.7	.21:40	.100.00	.171	.149
D	3	Travis Hamonic	.71	.5	.28	.33	.15	.85	.1	.0	.0	.132	.3.8	.21:47	.0.00	.213	.131
L	86	Nikolay Kulemin	.82	.15	.16	.31	.7	.21	.0	.3	.0	.115	.13.0	.14:52	.29.16	.129	.58
D	14	Thomas Hickey	.81	.2	.20	.22	-.12	.26	.0	.0	.1	.82	.2.4	.18:55	.50.00	.117	.136
D	11	Lubomir Visnovsky	.53	.5	.15	.20	-.3	.8	.2	.0	.1	.85	.5.9	.19:31	.0.00	.38	.61
C	84	Mikhail Grabovski	.51	.9	.10	.19	.3	.8	.0	.0	.2	.81	.11.1	.14:16	.45.78	.11	.19
C	53	Casey Cizikas	.70	.9	.9	.18	-.2	.24	.0	.2	.2	.90	.10.0	.12:31	.52.16	.144	.50
R	15	Cal Clutterbuck	.76	.7	.9	.16	.1	.60	.0	.2	.4	.124	.5.6	.12:43	.66.66	.343	.31
L	17	Matt Martin	.78	.8	.6	.14	-.4	.114	.0	.0	.2	.90	.8.9	.11:16	.50.00	.382	.36
R	40	Michael Grabner	.34	.8	.5	.13	.4	.4	.0	.0	.0	.63	.12.7	.12:56	.0.00	.62	.21
D	44	Calvin de Haan	.65	.1	.11	.12	.3	.24	.0	.1	.0	.92	.1.1	.19:00	.0.00	.140	.130
R	13	Colin McDonald	.18	.2	.6	.8	-.3	.0	.0	.0	.0	.29	.6.9	.10:30	.50.00	.72	.6
D	37	Brian Strait	.52	.2	.5	.7	-.1	.32	.0	.0	.0	.59	.3.4	.18:22	.0.00	.124	.85
C	26	Tyler Kennedy	.13	.2	.3	.5	-.3	.2	.0	.0	.0	.31	.6.5	.11:23	.50.00	.12	.3
C	89	Cory Conacher	.15	.1	.2	.3	-.3	.14	.0	.0	.0	.23	.4.3	.13:28	.33.3	.19	.7
D	46	Matt Donovan	.12	.0	.3	.3	.4	.0	.0	.0	.0	.12	.0.0	.17:34	.0.00	.22	.16
L	36	Eric Boulton	.10	.2	.0	.2	-.1	.30	.0	.0	.0	.9	.22.2	.07:11	.0.00	.10	.4
L	26	Kael Moullierat	.6	.1	.1	.2	-.3	.8	.0	.0	.0	.1	.100	.8:40	.0.00	.8	.3
D	8	Griffin Reinhart	.8	.0	.1	.1	.1	.6	.0	.0	.0	.4	.0.0	.14:10	.0.00	.14	.8
L	16	Harry Zolnierczyk	.2	.0	.0	.0	-.1	.0	.0	.0	.0	.1	.0.0	.11:07	.0.00	.6	.1

## GOALTENDING

#	Player	GP	MIN	GAA	W	L	OT	SO	GA	SVS	SV%	G	A	PIM
41	Jaroslav Halak	.59	.3550	.2.43	.38	.17	.4	.6	.144	.1529	.914	.0	.1	.2
30	Chad Johnson	.19	.1053	.3.08	.8	.8	.1	.0	.54	.434	.889	.0	.0	.0
30	Michal Neuvirth	.5	.306	.2.94	.1	.3	.1	.0	.15	.111	.881	.0	.0	.0
60	Kevin Poulin	.1	.65	.2.77	.0	.0	.1	.0	.3	.23	.885	.0	.0	.0

## SCORING BY PERIOD

## GOALS BY PERIOD

	1ST	2ND	3RD	OT	SO	TOT	AVG
Islanders	.75	.73	.91	.6	.7	.252	.2.99*
Opponents	.59	.77	.87	.1	.6	.230	.2.73*

\*Does Not Include SO Goals

## SHOTS ON GOAL

	1ST	2ND	3RD	OT	TOT	AVG
Islanders	.897	.933	.888	.53	.2,771	.33.8
Opponents	.712	.810	.740	.59	.2,321	.28.3

## SITUATION GOALS

	GF	GA
5-on-5	.175	.162
5-on-4	.42	.3
5-on-3	.4	.0
4-on-4	.3	.3
4-on-3	.3	.0
3-on-3	.0	.0
3-on-4	.0	.0
3-on-5	.0	.2
4-on-5	.9	.46
Empty Net	.9	.8
Penalty Shot	.0	.0
Shootout	.7	.6
<b>TOTALS</b>	<b>.252</b>	<b>.230</b>

SCORING BREAKDOWN

PLAYER	HOME						ROAD					
	GP	G	A	PTS	+/-	PIM	GP	G	A	PTS	PIM	+/-
Josh Bailey	37	9	12	21	-4	8	33	6	14	20	+7	4
Eric Boulton	2	1	0	1	E	21	8	1	0	1	-1	9
Johnny Boychuk	36	5	14	19	+5	2	36	4	12	16	+10	12
Casey Cizikas	35	6	5	11	+2	18	35	3	4	7	-4	6
Cal Clutterbuck	40	5	7	12	+4	38	36	2	2	4	-3	22
Cory Conacher	6	1	2	3	-1	0	9	0	0	0	-2	14
Calvin de Haan	31	1	5	6	+10	14	34	0	6	6	-7	10
Matt Donovan	7	0	2	2	+4	0	5	0	1	1	E	0
Michael Grabner	15	5	3	8	+2	2	19	3	2	5	+2	2
Mikhail Grabovski	25	3	6	9	+3	2	26	6	4	10	E	6
Travis Hamonic	35	2	15	17	+13	42	36	3	13	16	+2	43
Thomas Hickey	40	1	11	12	-5	10	41	1	9	10	-7	16
Tyler Kennedy	8	1	1	2	-2	2	5	1	2	3	-1	0
Nikolay Kulemin	41	9	13	22	+18	17	41	6	3	9	-11	4
Nick Leddy	38	5	13	18	+8	14	40	5	14	19	+10	0
Anders Lee	38	13	9	22	+4	19	38	12	7	19	+5	14
Matt Martin	40	4	4	8	-2	50	38	4	2	6	-2	64
Colin McDonald	10	1	5	6	E	0	8	1	1	2	-3	0
Kael Moullierat	4	1	1	2	-1	8	2	0	0	0	-2	0
Brock Nelson	41	9	12	21	+11	12	41	11	10	21	-5	12
Frans Nielsen	39	8	16	24	+1	6	39	6	13	19	+7	6
Kyle Okposo	29	10	18	28	-3	4	31	8	15	23	-5	8
Griffin Reinhart	4	0	0	0	+1	2	4	0	1	1	E	4
Brian Strait	28	1	2	3	+3	18	24	1	3	4	-4	14
Ryan Strome	40	11	15	26	+15	16	41	6	18	24	+8	31
John Tavares	41	17	24	41	+2	26	41	21	24	45	+3	20
Lubomir Visnovsky	27	4	10	14	+5	6	26	1	5	6	-8	2
Harry Zolnierczyk	1	0	0	0	E	0	1	0	0	0	-1	0

MANAGEMENT

THE PLAYERS

IN THE SYSTEM

SPECIAL TEAMS SCORING

POWER PLAY	G	A	PTS	SHORTHANDED	G	A	PTS
John Tavares	13	18	31	Nikolay Kulemin	3	1	4
Kyle Okposo	6	12	18	Cal Clutterbuck	2	1	3
Frans Nielsen	4	14	18	Frans Nielsen	1	2	3
Brock Nelson	10	5	15	Casey Cizikas	2	0	2
Johnny Boychuk	5	10	15	Thomas Hickey	0	2	2
Nick Leddy	1	11	12	Calvin de Haan	1	0	1
Ryan Strome	1	7	8	Ryan Strome	1	0	1
Travis Hamonic	1	7	8	John Tavares	0	1	1
Anders Lee	5	1	6	Brian Strait	0	1	1
Lubomir Visnovsky	2	3	5	Nick Leddy	0	1	1
Josh Bailey	2	2	4	Johnny Boychuk	0	1	1
Mikhail Grabovski	0	1	1	<b>TOTALS</b>	<b>10</b>	<b>10</b>	<b>20</b>
Casey Cizikas	0	1	1				
Cal Clutterbuck	0	1	1				
Calvin de Haan	0	1	1				
<b>TOTALS</b>	<b>50</b>	<b>94</b>	<b>144</b>				

NHL ENTRY DRAFT

SOUND TIGERS

SHOOTOUT STATS	G/S	%	GDG
Kyle Okposo	5/10	50.0	3
Frans Nielsen	5/12	41.7	1
John Tavares	3/11	27.3	1
Cal Clutterbuck	1/2	50.0	1
Josh Bailey	1/3	33.3	1
Nikolay Kulemin	0/1	0.0	0
Mikhail Grabovski	0/1	0.0	0
Brock Nelson	0/2	0.0	0
Ryan Strome	0/4	0.0	0

2014-15 IN REVIEW

**PENALTY SHOTS FOR (0-0)**

PLAYER	DATE	GOALTENDER	RESULT	FINAL SCORE
N/A				

**PENALTY SHOTS AGAINST (0-1)**

PLAYER	DATE	GOALTENDER	RESULT	FINAL SCORE
Micheal Ferland	2/27/15	Jaroslav Halak	Save	NYI 2 vs. CGY 1

**HAT TRICKS FOR (2)**

PLAYER	DATE
Frans Nielsen	10/25/14 vs. DAL
Kyle Okposo (4G)	1/16/15 vs. PIT

**HAT TRICKS AGAINST (1)**

PLAYER	DATE
Jiri Tlustý	10/11/14 vs. CAR

**ISLANDERS 2014-15 RECORD**

OVERALL	POINTS	GF	GA	HOME	POINTS	ROAD	POINTS
47-28-7	101	252	230	25-14-2	52	22-14-5	49

**RECORD BY DIVISION**

	GP	RECORD	PTS
Metropolitan	30	6-4-0	10
Atlantic	24	12-10-2	26
Central	14	6-6-2	14
Pacific	14	8-6-0	16
Eastern Conference	54	33-16-5	71
Western Conference	28	14-12-2	30

**RECORD WHEN...**

LEADING/TRAILING	W-L-OTL	W-L-OTL	
Scoring 1st	29-15-5	Opponent Scores 1st	18-13-2
Leading After 1st Period	20-8-2	Leading After 2nd Period	25-3-4
Trailing After 1st Period	8-9-2	Trailing After 2nd Period	5-18-0
Tied After 1st Period	19-11-3	Tied After 2nd Period	17-7-3

OT/SHOOTOUT	W-L
Decided in Overtime	13-7
Scoring 1st in Shootout	5-1
Extra Shooter in Shootout	3-1

W-L	
Decided in Shootout	7-6
Allowing 1st Goal in Shootout	3-4

**RECORD BY MONTH**

MONTH	W-L-OTL	PTS
October	6-4-0	10
November	11-3-0	22
December	8-4-1	17
January	7-5-0	14
February	9-5-1	19
March	4-6-3	11
April	2-1-2	6

GOALS	W-L-OTL
Scoring five or more goals	14-1-0
Scoring four goals	9-4-1
Scoring three goals	17-3-3
Scoring two goals	5-9-2
Scoring one goal	2-9-1
Not Scoring	0-2-0

*(Shootout goals included)*

W-L-OTL	
Allowing five or more goals	1-13-1
Allowing four goals	3-5-3
Allowing three goals	10-7-2
Allowing two goals	15-3-1
Allowing one goal	12-0-0
Not Allowing a goal	6-0-0

**RECORD BY DAY**

DAY	W-L-OTL	PTS
Sunday	2-2-0	4
Monday	5-1-0	10
Tuesday	9-9-2	20
Wednesday	3-0-0	6
Thursday	8-4-1	17
Friday	9-2-0	18
Saturday	11-10-4	26

SHOTS	W-L-OTL
Out-Shot Opponent	37-18-6
Equal Shots with Opponent	0-0-0

W-L-OTL	
Out-Shot by Opponent	10-10-1

FACEOFFS	W-L-OTL
Won majority of faceoffs	22-13-3
Equal faceoffs	3-0-0

W-L-OTL	
Lost majority of faceoffs	22-13-4

**RECORD BY MARGIN**

	W-L-OTL	PTS
One-Goal Games	26-10-7	59
Two-Goal Games	5-8	10
Three (or more)-Goal Games	16-10	32

SPECIAL TEAMS	W-L-OTL
Did Not Score a PPG	21-16-6
Scored one PPG	19-9-1
Scored two PPG	6-3-0
Scored three (or more) PPG	1-0-0

W-L-OTL	
Did Not Allow a PPG	31-11-6
Allowed one PPG	11-9-1
Allowed two PPG	5-7-0
Allowed three (or more) PPG	0-1-0

MISCELLANEOUS	W-L-OTL
Afternoon Game	2-3-1
1st Half of Back-to-Back	10-5-1
Royal Uniform	19-10-1
Alternate (Third) Uniform	7-5-0

W-L-OTL	
Night Game (5 p.m. or later)	45-25-6
Second Half of Back-to-Back	9-6-1
White Uniform	21-13-5
Throwback Uniform	0-0-1

**GAME-BY-GAME RESULTS**

NO.	DATE	OPPONENT	SCORE	GW GOAL	GOALIES OF RECORD (W/L)	RECORD
1.	Oct. 10	at Carolina	W 5-3	Grabovski	Halak/Ward	1-0-0
2.	Oct. 11	vs. Carolina	W 4-3	Bailey	Johnson/Khudobin	2-0-0
3.	Oct. 14	at NY Rangers	W 6-3	Nelson	Halak/Lundqvist	3-0-0
4.	Oct. 16	vs. San Jose	W 4-3 (SO)	Tavares	Halak/Stalock	4-0-0
5.	Oct. 18	at Pittsburgh	L 1-3	Hornqvist	Fleury/Halak	4-1-0
6.	Oct. 21	vs. Toronto	L 2-5	Polak	Bernier/Halak	4-2-0
7.	Oct. 23	at Boston	W 3-2	Clutterbuck	Johnson/Svedberg	5-2-0
8.	Oct. 25	vs. Dallas	W 7-5	Nielsen	Johnson/Lindback	6-2-0
9.	Oct. 28	vs. Winnipeg	L 3-4	Ladd	Pavelec/Halak	6-3-0
10.	Oct. 30	at Colorado	L 0-5	McLeod	Varlamov/Johnson	6-4-0
11.	Nov. 1	at San Jose	L 1-3	Couture	Niemi/Halak	6-5-0
12.	Nov. 5	at Anaheim	W 3-2 (OT)	Tavares	Halak/Labarbera	7-5-0
13.	Nov. 6	at Los Angeles	W 2-1 (SO)	Okposo	Johnson/Quick	8-5-0
14.	Nov. 8	at Arizona	W 1-0	Nielsen	Halak/Smith	9-5-0
15.	Nov. 11	vs. Colorado	W 6-0	Leddy	Halak/Varlamov	10-5-0
16.	Nov. 14	at Florida	W 4-3 (SO)	Okposo	Halak/Luongo	11-5-0
17.	Nov. 15	at Tampa Bay	L 2-5	Paquette	Bishop/Johnson	11-6-0
18.	Nov. 18	vs. Tampa Bay	W 5-2	Strome	Halak/Nabokov	12-6-0
19.	Nov. 21	at Pittsburgh	W 5-4 (SO)	Okposo	Johnson/Fleury	13-6-0
20.	Nov. 22	vs. Pittsburgh	W 4-1	Lee	Halak/Greiss	14-6-0
21.	Nov. 24	vs. Philadelphia	W 1-0 (SO)	Nielsen	Halak/Mason	15-6-0
22.	Nov. 26	vs. Washington	W 3-2 (OT)	Tavares	Halak/Holtby	16-6-0
23.	Nov. 28	at Washington	L 2-5	Ovechkin	Johnson/Holtby	16-7-0
24.	Nov. 29	vs. New Jersey	W 3-1	Clutterbuck	Halak/Schneider	17-7-0
25.	Dec. 2	vs. Ottawa	W 3-2 (OT)	Hickey	Halak/Anderson	18-7-0
26.	Dec. 4	at Ottawa	W 2-1	Cizikas	Halak/Anderson	19-7-0
27.	Dec. 6	vs. St. Louis	L 4-6	Stastny	Brodeur/Halak	19-8-0
28.	Dec. 9	at Minnesota	L 4-5	Niederreiter	Backstrom/Johnson	19-9-0
29.	Dec. 11	at St. Louis	L 3-6	Oshie	Allen/Halak	19-10-0
30.	Dec. 13	vs. Chicago	W 3-2	Visnovsky	Halak/Darling	20-10-0
31.	Dec. 15	vs. New Jersey	W 3-2 (SO)	Bailey	Halak/Kinkaid	21-10-0
32.	Dec. 19	at Detroit	W 2-1	Lee	Halak/Mrazek	22-10-0
33.	Dec. 20	vs. Tampa Bay	W 3-1	Lee	Halak/Vasilevskiy	23-10-0
34.	Dec. 23	vs. Montreal	L 1-3	Gallagher	Price/Johnson	23-11-0
35.	Dec. 27	at Buffalo	L 3-4 (SO)	Ennis	Enroth/Poulin	23-11-1
36.	Dec. 29	vs. Washington	W 4-3 (OT)	Boychuk	Halak/Holtby	24-11-1
37.	Dec. 31	at Winnipeg	W 5-2	Nielsen	Halak/Pavelec	25-11-1
38.	Jan. 2	at Calgary	W 2-1	Tavares	Halak/Hiller	26-11-1
39.	Jan. 4	at Edmonton	L 2-5	Roy	Scrivens/Halak	26-12-1
40.	Jan. 6	at Vancouver	L 2-3	Vey	Lack/Halak	26-13-1
41.	Jan. 9	at New Jersey	W 3-2 (OT)	Tavares	Halak/Kinkaid	27-13-1

MANAGEMENT

THE PLAYERS

IN THE SYSTEM

NHL ENTRY DRAFT

SOUND TIGERS

2014-15 IN REVIEW

## GAME-BY-GAME RESULTS

NO.	DATE	OPPONENT	SCORE	GW GOAL	GOALIES OF RECORD (W/L)	RECORD
42	Jan. 10	vs. Columbus	W 5-2	Lee	Johnson/Bobrovsku	28-13-1
43	Jan. 13	at NY Rangers	W 3-0	Lee	Halak/Lundqvist	29-13-1
44	Jan. 16	vs. Pittsburgh	W 6-3	Okposo	Halak/Fleury	30-13-1
45	Jan. 17	at Montreal	L 4-6	Desharnais	Tokarski/Halak	30-14-1
46	Jan. 19	vs. Philadelphia	W 7-4	Tavares	Halak/Emery	31-14-1
47	Jan. 27	vs. NY Rangers	W 4-1	Martin	Halak/Lundqvist	32-14-1
48	Jan. 29	vs. Boston	L 2-5	Miller	Rask/Halak	32-15-1
49	Jan. 31	at Detroit	L 1-4	Smith	Mrizek/Johnson	32-16-1
50	Feb. 3	vs. Florida	L 2-4	Hayes	Montoya/Halak	32-17-1
51	Feb. 5	at Philadelphia	W 3-2 (SO)	Clutterbuck	Halak/Mason	33-17-1
52	Feb. 7	at Boston	L 1-2	Eriksson	Rask/Johnson	33-18-1
53	Feb. 8	at Buffalo	W 3-2	Grabovski	Halak/Neuvirth	34-18-1
54	Feb. 10	vs. Edmonton	W 3-2	Cizikas	Halak/Fasth	35-18-1
55	Feb. 12	vs. Toronto	W 3-2	Lee	Halak/Bernier	36-18-1
56	Feb. 14	vs. Columbus	W 6-3	Nielsen	Halak/Forsberg	37-18-1
57	Feb. 16	vs. NY Rangers	L 5-6	Klein	Talbot/Halak	37-19-1
58	Feb. 17	at Carolina	W 4-1	Nelson	Johnson/Khudobin	38-19-1
59	Feb. 19	vs. Nashville	W 5-2	Tavares	Halak/Rinne	39-19-1
60	Feb. 21	at Washington	L 2-3 (SO)	Kuznetsov	Holtby/Johnson	39-19-2
61	Feb. 22	vs. Vancouver	L 0-4	Kassian	Miller/Halak	39-20-2
62	Feb. 24	vs. Arizona	W 5-1	Martin	Johnson/Smith	40-20-2
63	Feb. 27	vs. Calgary	W 2-1	Clutterbuck	Halak/Ramo	41-20-2
64	Feb. 28	vs. Carolina	L 3-5	Malone	Ward/Johnson	41-21-2
65	Mar. 3	at Dallas	L 2-3 (OT)	Eakin	Lehtonen/Halak	41-21-3
66	Mar. 5	at Nashville	W 4-3	Nelson	Halak/Rinne	42-21-3
67	Mar. 7	at Florida	L 3-4 (SO)	Huberdeau	Ellis/Neuvirth	42-21-4
68	Mar. 9	at Toronto	W 4-3 (OT)	Tavares	Neuvirth/Bernier	43-21-4
69	Mar. 10	vs. NY Rangers	L 1-2	Nash	Talbot/Halak	43-22-4
70	Mar. 13	vs. Ottawa	L 1-2	Turris	Hammond/Halak	43-23-4
71	Mar. 14	vs. Montreal	L 1-3	Pacioretty	Price/Neuvirth	43-24-4
72	Mar. 17	at Chicago	L 1-4	Toews	Crawford/Neuvirth	43-25-4
73	Mar. 21	at New Jersey	W 3-0	Strome	Halak/Schneider	44-25-4
74	Mar. 24	vs. Minnesota	L 1-2 (SO)	Parise	Dubnyk/Halak	44-25-5
75	Mar. 26	vs. Los Angeles	L 2-3	Kopitar	Quick/Halak	44-26-5
76	Mar. 28	vs. Anaheim	L 2-3	Cogliano	Andersen/Neuvirth	44-27-5
77	Mar. 29	vs. Detroit	W 5-4	Clutterbuck	Halak/Howard	45-27-5
78	Apr. 2	at Columbus	L 3-4 (SO)	Letestu	Bobrobsky/Halak	45-27-6
79	Apr. 4	vs. Buffalo	W 3-0	Okposo	Halak/Makarov	46-27-6
80	Apr. 7	at Philadelphia	L 4-5	Schenn	Mason/Halak	46-28-6
81	Apr. 10	at Pittsburgh	W 3-1	Tavares	Halak/Fleury	47-28-6
82	Apr. 11	vs. Columbus	L 4-5 (SO)	Atkinson	McElhinney/Halak	48-28-6

MANAGEMENT

THE PLAYERS

IN THE SYSTEM

NHL ENTRY DRAFT

SOUND TIGERS

2014-15 IN REVIEW







## 13 | MATHEW BARZAL | CENTER

**SHOOTS:** RIGHT **HEIGHT:** 6-0 **WEIGHT:** 178 **BIRTHDAY:** 5.26.1997 **BIRTHPLACE:** COQUITLAM, BC

**ISLANDERS TRANSACTIONS:** Selected by the Islanders in the first round (16th overall) of the 2015 National Hockey League Draft.

**LAST SEASON:** Scored 57 points (12g/45a) in 44 games during his second season with the Seattle Thunderbirds of the Western Hockey League...Missed a portion of the season with a knee injury...Led the team in assists and finished one point shy of the team scoring lead...Added eight points (4g/4a) in six playoff games.

**JUNIOR: 2013-14:** Scored 54 points (14g/40a) in 59 games as a rookie with Seattle (WHL)...Finished second on the team in assists and fourth in points...Tied for fifth in scoring among WHL rookies...Added six points (1g/5a) in nine playoff games. **2012-13:** Named BC Hockey Player of the Year after recording 103 points (29g/74a) in 34 games with the Vancouver NE Chiefs, setting a British Columbia Minor Midget Hockey League record for assists in a season and leading the league in points. **2011-12:** Won his second of back-to-back minor hockey championships with the Burnaby Winter Club, posting 153 points (55g/98a) in 51 games.

**International:** Won Bronze at the 2014 (Finland) and 2015 (Switzerland) World Under-18 Championships, leading Team Canada in scoring in 2015 with 12 points (3g/9a) in seven games...Won Gold with Team Canada at the 2014 Ivan Hlinka Memorial tournament.

### CAREER STATISTICS:

SEASON	REGULAR SEASON											PLAYOFFS					
	CLUB	LEA	GP	G	A	PTS	PIM	PP	SH	GW	+/-	GP	G	A	PTS	PIM	+/-
2011-12	Burnaby	PCBHL	51	55	98	153	-	-	-	-	-	-	-	-	-	-	-
2012-13	Vancouver	BCMML	34	29	74	103	34	-	-	-	-	3	3	3	6	8	-
	Coquitlam	BCHL	6	0	2	2	6	-	-	-	-	-	-	-	-	-	-
2013-14	Seattle	WHL	59	14	40	54	20	5	0	-	+3	9	1	5	6	4	-1
	Canada	WJC-18	7	3	1	4	6	2	0	0	E	-	-	-	-	-	-
2014-15	Seattle	WHL	44	12	45	57	20	2	1	-	+13	6	4	4	8	4	+2
	Canada	WJC-18	7	3	9	12	0	1	2	0	+2	-	-	-	-	-	-



## 72 | ANTHONY BEAUVILLIER | LEFT WING

**SHOOTS:** LEFT **HEIGHT:** 5-11 **WEIGHT:** 172 **BIRTHDAY:** 6.8.1997 **BIRTHPLACE:** SOREL-TRACY, QC

**ISLANDERS TRANSACTIONS:** Selected by the Islanders in the first round (28th overall) of the 2015 National Hockey League Draft.

**LAST SEASON:** Led the Shawinigan Cataractes in goals (42), assists (52) and points (94) during his second season in the Quebec Major Junior Hockey League...Finished eighth in the league in points, ninth in goals and 10th in assists...Led the QMJHL in faceoff wins (922), finishing with a 58.7 percent efficiency...Tied for fourth in the league with eight game-winning goals...Added seven points (2g/5a) in seven playoff games.

**JUNIOR: 2013-14:** Led Shawinigan in scoring with 33 points (9g/24a) in 64 games in his rookie QMJHL season. **2012-13:** Led Quebec's Midget AAA league in goals (39) and points (64) in 41 games with College Antoine-Girouard.

**International:** Won gold with Team Canada at the 2014 Ivan Hlinka Memorial tournament and won bronze at the 2015 World Under-18 Championships (Switzerland)...Represented Quebec at the 2014 World Under-17 Hockey Challenge, scoring four points (2g/2a) and serving as alternate captain.

### CAREER STATISTICS:

SEASON	REGULAR SEASON											PLAYOFFS					
	CLUB	LEA	GP	G	A	PTS	PIM	PP	SH	GW	+/-	GP	G	A	PTS	PIM	+/-
2010-11	Richelieu	RICBAA	34	29	25	54	44	-	-	-	-	-	-	-	-	-	-
2011-12	College Antoine-Girouard	QMEAA	27	27	13	40	52	-	-	-	-	-	-	-	-	-	-
	College Antoine-Girouard	QMAAA	9	1	1	2	4	-	-	-	-	1	0	0	0	0	-
2012-13	College Antoine-Girouard	QMAAA	41	39	25	64	22	-	-	-	-	13	5	10	15	24	-
2013-14	Shawinigan	QMJHL	64	9	24	33	26	16	4	8	+16	7	2	5	7	14	+1
	Canada Quebec	WHC-17	6	2	2	4	6	-	-	-	-	-	-	-	-	-	-
2014-15	Shawinigan	QMJHL	67	42	52	94	72	16	4	-	+16	7	2	5	7	14	+1
	Canada	WJC-18	6	3	0	3	2	2	0	1	E	-	-	-	-	-	-



## 58 | MITCHELL VANDE SOMPEL | DEFENSEMAN

**SHOOTS:** LEFT **HEIGHT:** 5-10 **WEIGHT:** 182 **BIRTHDAY:** 2.11.1997 **BIRTHPLACE:** LONDON, ON

**ISLANDERS TRANSACTIONS:** Selected by the Islanders in the third round (82nd overall) of the 2015 National Hockey League Draft.

**LAST SEASON:** Won the Memorial Cup and the Ontario Hockey League Championship with the Oshawa Generals in his second season of major junior hockey...Ranked fifth among OHL defensemen with 63 points (12g/51a) and tied for the team lead in assists...Scored 14 points (5g/9a) in 21 OHL Playoff games and two assists in four Memorial Cup games.

**JUNIOR: 2013-14:** Named to the OHL All-Rookie Team after leading Oshawa rookies in scoring with 20 points (5g/15a) in 47 games.

**INTERNATIONAL:** Won gold with Team Canada at the 2014 Ivan Hlinka Memorial tournament...Played for Team Canada-Ontario at the 2014 World Under-17 Hockey Challenge.

### CAREER STATISTICS:

SEASON	REGULAR SEASON											PLAYOFFS					
	CLUB	LEA	GP	G	A	PTS	PIM	PP	SH	GW	+/-	GP	G	A	PTS	PIM	+/-
2012-13	London Min Midgt	AHMMPL	23	9	23	32	16	-	-	-	-	14	8	10	18	4	-
	London Midgt	AHMPL	0	0	0	0	0	0	0	0	-	1	0	0	0	0	-
	London	GOJHL	2	0	1	1	0	-	-	-	-	-	-	-	-	-	-
2013-14	Oshawa	OHL	47	5	15	20	18	-	-	-	+3	12	1	2	3	0	3
	Canada Ontario	WHC-17	5	1	1	2	4	-	-	-	-	-	-	-	-	-	-
2014-15	Oshawa	OHL	58	12	51	63	38	5	1	-	+31	16	3	9	12	2	-10
	Oshawa	Mem Cup	-	-	-	-	-	-	-	-	-	4	0	2	2	0	E



## 57 | PARKER WOTHERSPOON | DEFENSEMAN

**SHOOTS:** LEFT **HEIGHT:** 6-1 **WEIGHT:** 166 **BIRTHDAY:** 8.24.1997 **BIRTHPLACE:** SURREY, BC

**ISLANDERS TRANSACTIONS:** Selected by the Islanders in the fourth round (112th overall) of the 2015 National Hockey League Draft.

**LAST SEASON:** Led the Tri-City Americans with 33 assists and tied for fifth in scoring with 42 points in 72 games during his second season in the Western Hockey League...Led team defensemen in goals (9), assists and points...Added an assist in four WHL playoff games.

**JUNIOR: 2013-14:** Scored 18 points (2g/16a) as a rookie with Tri-City (WHL), finishing second among team defensemen in scoring.

**International:** Won a bronze medal with Team Canada at the 2015 World Under-18 Championships (Switzerland)...Won silver with Canada-Pacific at the 2014 World Under-17 Hockey Challenge.

### CAREER STATISTICS:

SEASON	REGULAR SEASON											PLAYOFFS					
	CLUB	LEA	GP	G	A	PTS	PIM	PP	SH	GW	+/-	GP	G	A	PTS	PIM	+/-
2011-12	Cloverdale	PCBHL	53	16	38	54	-	-	-	-	-	-	-	-	-	-	-
2012-13	Valley West	BCMML	37	3	19	22	118	-	-	-	-	3	0	1	1	30	-
	Tri-City	WHL	5	0	0	0	4	-	-	-	-5	2	0	0	0	0	-2
2013-14	Tri-City	WHL	62	2	16	18	74	0	1	-	E	5	0	2	2	2	-2
	Canada-Pacific	WHC-17	6	0	3	3	2	-	-	-	-	-	-	-	-	-	-
2014-15	Tri-City	WHL	72	9	33	42	93	3	0	-	-13	4	0	1	1	4	-6
	Canada	WJC-18	7	1	4	5	6	-	-	-	+9	-	-	-	-	-	-

MANAGEMENT

THE PLAYERS

IN THE SYSTEM

2015 NHL ENTRY DRAFT

SOUND TIGERS

YEAR IN REVIEW



## 56 | RYAN PILON | DEFENSEMAN

**SHOOTS:** LEFT **HEIGHT:** 6-3 **WEIGHT:** 208 **BIRTHDAY:** 10.10.1996 **BIRTHPLACE:** PRINCE ALBERT, SK

**ISLANDERS TRANSACTIONS:** Selected by the Islanders in the fifth round (147th overall) of the 2015 National Hockey League Draft.

**LAST SEASON:** Scored 52 points (11g/41a) in 68 games during his second season with the Brandon Wheat Kings and his third season in the Western Hockey League...Finished second among team defensemen in scoring...Added 12 points (1g/11a) in 19 WHL playoff games to help Brandon reach the WHL finals.


**JUNIOR: 2013-14:** Split his second WHL season between the Lethbridge Hurricanes (17 GP) and Brandon (49 GP), totaling 36 points (7g/29a) in 66 games... Traded with Colt Conrad from Lethbridge to Brandon in exchange for Nick Walters, Taylor Cooper and Tanner Browne on Nov. 16...Was defensive partners with Ryan Pulock in Brandon. **2012-13:** Played 57 games in his rookie season with Lethbridge, scoring 28 points (5g/23a).

**INTERNATIONAL:** Won gold with Team Canada at the 2013 Ivan Hlinka Memorial tournament, bronze at the 2014 World Under-18 Championships (Finland) and captained Canada West at the World Under-17 Hockey Challenge.

**FAMILY:** His cousin, Rich Pilon, played 631 regular season games over 14 NHL seasons with the Islanders, New York Rangers and St. Louis Blues.

### CAREER STATISTICS:

SEASON	REGULAR SEASON											PLAYOFFS					
	CLUB	LEA	GP	G	A	PTS	PIM	PP	SH	GW	+/-	GP	G	A	PTS	PIM	+/-
2011-12	Beardy's	SMHL	32	8	16	24	56	-	-	-	-	2	0	1	1	2	-
	Lethbridge	WHL	2	0	0	0	0	-	-	-	-4	-	-	-	-	-	-
2012-13	Lethbridge	WHL	57	5	23	28	63	-	-	-	E	-	-	-	-	-	-
	Canada Western	WJC-17	5	0	2	2	14	-	-	-	-	-	-	-	-	-	-
2013-14	Lethbridge	WHL	17	3	4	7	25	1	0	-	-7	-	-	-	-	-	-
	Brandon	WHL	49	4	25	29	21	3	0	-	-6	9	1	3	4	11	+1
	Canada	WJC-18	5	0	0	0	0	0	0	0	E	-	-	-	-	-	-
2014-15	Brandon	WHL	68	11	41	52	40	-	-	-	+36	19	1	11	12	10	-8



## ANDONG SONG | DEFENSEMAN

**SHOOTS:** LEFT **HEIGHT:** 6-0 **WEIGHT:** 168 **BIRTHDAY:** 1.31.1997 **BIRTHPLACE:** BEIJING, CHINA

**ISLANDERS TRANSACTIONS:** Selected by the Islanders in the sixth round (172nd overall) of the 2015 National Hockey League Draft.

**LAST SEASON:** Captained Lawrenceville High School (New Jersey) in his senior season, scoring 10 points (3g/7a).

**INTERNATIONAL:** Represented China at the 2014 (Estonia) and 2015 (Serbia) World Under-18 Championships (Division II, Group B), serving as team captain in 2015...Served as an ambassador for China's bid for the 2022 Winter Olympics.

**PERSONAL:** Became the first Chinese-born player ever selected in the NHL Draft when the Islanders selected him in the sixth round (172nd overall) on Jun. 26...Moved to Oakville, ON, at age 10 to pursue hockey in the Oakville Rangers minor hockey program...Will play at Philips Academy in Andover, MA in 2015-16.

### CAREER STATISTICS:

SEASON	REGULAR SEASON											PLAYOFFS					
	CLUB	LEA	GP	G	A	PTS	PIM	PP	SH	GW	+/-	GP	G	A	PTS	PIM	+/-
2012-13	Lawrenceville	USHS-NJ	24	3	5	8	-	-	-	-	-	-	-	-	-	-	-
2013-14	Lawrenceville	USHS-NJ	17	0	7	7	-	-	-	-	-	-	-	-	-	-	-
	China	WJC-18 D2B	5	0	0	0	2	-	-	-	-4	-	-	-	-	-	-
2014-15	Lawrenceville	USHS-NJ	26	3	7	10	-	-	-	-	-	-	-	-	-	-	-
	China	WJC-18 D2B	5	0	2	2	16	-	-	-	-1	-	-	-	-	-	-



# PETTER HANSSON | DEFENSEMAN

**SHOOTS:** LEFT **HEIGHT:** 6-1 **WEIGHT:** 187 **BIRTHDAY:** 5.16.1996 **BIRTHPLACE:** GISLAVED, SWE

**ISLANDERS TRANSACTIONS:** Selected by the Islanders in the seventh round (202nd overall) of the 2015 National Hockey League Draft.

**LAST SEASON:** Appeared in 15 games in his Swedish Hockey League debut with Linköping...Also played 38 games with Linköping's Under-20 club, scoring 34 points (15g/19a) in 38 games...Led all SuperElit South defensemen in goals, assists and points.

**INTERNATIONAL:** Represented Sweden at the 2015 Five Nations Tournament in Gotenburgh.

## CAREER STATISTICS:

SEASON	CLUB	LEA	REGULAR SEASON										PLAYOFFS				
			GP	G	A	PTS	PIM	PP	SH	GW	+/-	GP	G	A	PTS	PIM	+/-
2011-12	Gislaveds J18	J18 Div. 2	9	2	3	5	0	-	-	-	-	-	-	-	-	-	-
	Gislaveds J20	J20 Div. 2	6	0	3	3	0	-	-	-	-	-	-	-	-	-	-
	Gislaveds	Div. 1	20	0	0	0	0	-	-	-	-2	2	0	0	0	0	-
2012-13	Linköping J18	J18 Elit	22	1	7	8	8	-	-	-	+6	-	-	-	-	-	-
	Linköping J18	J18 Allsvenskan	18	0	5	5	8	-	-	-	+4	2	0	0	0	0	-1
	Linköping J20	SuperElit	1	0	0	0	0	0	0	0	-	-	-	-	-	-	-
2013-14	Linköping J18	J18 Elit	13	1	8	9	4	-	-	-	+9	-	-	-	-	-	-
	Linköping J18	J18 Allsvenskan	13	0	7	7	4	-	-	-	+8	5	4	0	4	2	-1
	Linköping J20	SuperElit	19	1	3	4	6	-	-	-	-2	1	0	1	1	0	0
2014-15	Linköping J20	SuperElit	38	15	19	34	32	-	-	-	+25	1	0	0	0	0	+1
	Linköping	SHL	15	0	1	1	2	-	-	-	E	1	0	0	0	0	E

MANAGEMENT

THE PLAYERS

IN THE SYSTEM

2015 NHL ENTRY DRAFT

SOUND TIGERS

YEAR IN REVIEW



MANAGEMENT

THE PLAYERS

IN THE SYSTEM

**2015 NHL ENTRY DRAFT**

SOUND TIGERS


YEAR IN REVIEW

# NHL OPPONENTS





BRUCE BOUDREAU



RYAN GETZLAF

**ALL-TIME:** 12-11-4-1  
**LAST REG. WIN:** 12/16/10, NYI 3 vs. ANA 2  
**LAST REG. LOSS:** 3/28/15, NYI 2 vs. ANA 3

Records are based on W-L-T-OL

**OVERTIME RECORD:** (W-L-T): 2-2-4  
**LAST OT DECISION:** 11/5/14, NYI 3 at ANA 2  
**SHOOTOUT RECORD:** 1-0  
**LAST SHOOTOUT:** 10/11/06, NYI 5 at ANA 4

**2015-16 MEETINGS**

Fri. Nov. 13, 2015 . . . . . Islanders at Ducks . . . . . 10:00 PM  
 Mon. Dec. 21, 2015 . . . . . Islanders vs. Ducks . . . . . 7:00 PM

**2014-15 SERIES 1-1-0**

**HOME:** . . . . . **SCORE:** . . . . . **GOALTENDERS:**  
 3/28/15 . . . . . NYI 2 ANA 3 . . . . . Neuvirth/Andersen  
**ROAD:** . . . . . **SCORE:** . . . . . **GOALTENDERS:**  
 11/5/14 . . . . . NYI 3 ANA 2 (OT) . . . . . Halak/LaBarbera

**ALL-TIME FRANCHISE RECORDS**

**NEW YORK ISLANDERS HAT TRICKS (1):**

PLAYER	DATE	LOCATION
Mark Parrish	11/24/01	vs. ANA

**NEW YORK ISLANDERS SHUTOUTS (0)**

PLAYER	DATE	LOCATION
--------	------	----------

**NEW YORK ISLANDERS PENALTY SHOTS (0):**

PLAYER/GOALIE	DATE	OUTCOME
---------------	------	---------

**CLUB INFORMATION**

Founded: . . . . . 1993  
 Home Arena: . . . . . Honda Center (17,174)  
 Address: . . . . . 2695 East Katella Avenue, Anaheim, CA, 92806  
 Phone: . . . . . 714-940-2900  
 Fax: . . . . . 714-940-2953  
 Web Site: . . . . . www.ducks.nhl.com  
 Stanley Cups: . . . . . 2007  
 Chief Executive Officer: . . . . . Michael Schulman  
 General Manager: . . . . . Bob Murray  
 Head Coach: . . . . . Bruce Boudreau  
 Assistant Coaches . . . . . Trent Yawney, Paul MacLean, Scott Niedermayer  
 Director, Media and Communications: . . . . . Alex Gilchrist  
 Media and Communications Manager . . . . . Steve Hoem  
 2014-15 Record: . . . . . 51-24-7 (109 Points)  
 2014-15 Finish: . . . . . 1st Pacific, 1st Western Conference, 3rd NHL  
 2015 Playoffs: . . . . . 11-5, Lost In Western Conference Final

**BROADCAST TEAMS**

Television Play-by-Play: . . . . . John Ahlers  
 Television Color Analyst: . . . . . Brian Hayward  
 Radio Play-by-Play: . . . . . Steve Carroll  
 Radio Color Analyst: . . . . . Dan Wood

**ANAHEIM DUCKS HAT TRICKS (1):**

PLAYER	DATE	LOCATION
Ryan Getzlaf	12/21/13	vs. ANA

**ANAHEIM DUCKS SHUTOUTS (3)**

PLAYER	DATE	LOCATION
Ron Tugnutt	12/28/93	vs. ANA
Jean-Sebastien Giguere	2/5/08	vs. ANA
Curtis McElhinney	11/10/10	at ANA

**ANAHEIM DUCKS PENALTY SHOTS (0):**

PLAYER/GOALIE	DATE	OUTCOME
---------------	------	---------

# NEW YORK ISLANDERS VS ANAHEIM DUCKS

## SEASON-BY-SEASON RECORD VS. NHL (SINCE 1993-94)

SEASON	OVERALL, W-L-T-OTL	HOME, W-L-T-OTL	ROAD, W-L-T-OTL
1993-94	33-46-5	14-26-2	19-20-3
1994-95	16-27-5	11-9-4	5-18-1
1995-96	35-39-8	22-15-4	13-24-4
1996-97	36-33-13	23-12-6	13-21-7
1997-98	26-43-13	12-23-6	14-20-7
1998-99	35-34-13	21-14-6	14-20-7
1999-00	34-33-12-3	19-13-7-2	15-20-5-1
2000-01	25-41-11-5	15-20-4-2	10-21-7-3
2001-02	29-42-8-3	15-19-5-2	14-23-3-1
2002-03	40-27-9-6	22-10-7-2	18-17-2-4
2003-04	29-35-10-8	19-11-7-4	10-24-3-4
2004-05	NHL	SEASON	LOCKOUT
2005-06	43-27-12	26-10-5	17-17-7
2006-07	48-20-14	26-6-9	22-14-5
2007-08	47-27-8	28-9-4	19-18-4
2008-09	42-33-7	20-18-3	22-15-4
2009-10	39-32-11	25-11-5	14-21-6
2010-11	47-30-5	26-13-2	21-17-3
2011-12	34-36-12	21-18-2	13-18-10
2012-13	30-12-6	16-7-1	14-5-5
2013-14	54-20-8	29-8-4	25-12-4
2014-15	51-24-7	26-12-3	25-12-4
<b>TOTALS</b>	<b>773-661-107-115</b>	<b>436-284-58-50</b>	<b>337-377-49-65</b>

Games could not result in a tie after the 2003-04 Season

## ISLANDERS SEASON-BY-SEASON RECORD VS. ANAHEIM (SINCE 1993-94)

SEASON	OVERALL, W-L-T-OTL	HOME, W-L-T-OTL	ROAD, W-L-T-OTL
1993-94	1-1-0	0-1-0	1-0-0
1994-95	---	---	---
1995-96	1-1-0	1-0-0	0-1-0
1996-97	1-0-1	1-0-0	0-0-1
1997-98	1-1-0	0-1-0	1-0-0
1998-99	0-0-2	0-0-1	0-0-1
1999-00	1-0-0-0	---	1-0-0-0
2000-01	0-2-0-0	0-1-0-0	0-1-0-0
2001-02	1-0-0-0	1-0-0-0	---
2002-03	0-0-1-0	0-0-0-0	0-0-1-0
2003-04	2-0-0-0	1-0-0-0	1-0-0-0
2004-05	NHL	SEASON	LOCKOUT
2005-06	---	---	---
2006-07	1-0-0	---	1-0-0
2007-08	0-1-0	0-1-0	---
2008-09	1-0-0	1-0-0	---
2009-10	0-0-1	---	0-0-1
2010-11	1-1-0	1-0-0	0-1-0
2011-12	0-1-0	0-0-0	0-1-0
2012-13	---	---	---
2013-14	0-2-0	0-1-0	0-1-0
2014-15	1-1-0	0-1-0	1-0-0
<b>TOTALS</b>	<b>12-11-4-1</b>	<b>6-6-1-0</b>	<b>6-5-3-1</b>

OPPONENTS

IN THE PAST

STANLEY CUP PLAYOFFS

MEDIA INFORMATION





DAVE TIPPETT



SHANE DOAN

**ALL-TIME:** 34-24-12-1  
**LAST REG. WIN:** 2/24/15, NYI 5 vs. ARI 1  
**LAST REG. LOSS:** 12/12/13, NYI 3 at PHX 6

**OVERTIME RECORD:** (W-L-T): 1-2-8  
**LAST OT DECISION:** 3/25/01, NYI 2 at PHX 2  
**SHOOTOUT RECORD:** 1-1  
**LAST SHOOTOUT:** 12/18/10, NYI 3 vs. PHX 4

Records are based on W-L-T-OT

**2015-16 MEETINGS**

Mon. Nov. 26, 2015 . . . . . Islanders vs. Coyotes . . . . . 7:00 PM  
 Sat. Dec. 19, 2015 . . . . . Islanders at Coyotes . . . . . 9:00 PM

**2014-15 SERIES 2-0-0**

<b>HOME:</b>	<b>SCORE:</b>	<b>GOALTENDERS:</b>
2/24/15 . . . . .	NYI 5 ARI 1 . . . . .	Johnson/Smith
<b>ROAD:</b>	<b>SCORE:</b>	<b>GOALTENDERS:</b>
11/8/14 . . . . .	NYI 1 ARI 0 . . . . .	Halak/Smith

**ALL-TIME FRANCHISE RECORDS**

**NEW YORK ISLANDERS HAT TRICKS (4):**

PLAYER	DATE	LOCATION
Mike Bossy . . . . .	12/14/80 . . . . .	at WPG
John Tonelli . . . . .	12/18/84 . . . . .	vs. WPG
Randy Wood . . . . .	1/19/90 . . . . .	at WPG
Zigmund Palffy . . . . .	3/3/96 . . . . .	vs. WPG

**NEW YORK ISLANDERS SHUTOUTS (5)**

PLAYER	DATE	LOCATION
Billy Smith . . . . .	12/2/79 . . . . .	at WPG
Glenn Resch . . . . .	2/12/80 . . . . .	vs. WPG
Bill Smith . . . . .	3/20/88 . . . . .	at WPG
Tommy Salo . . . . .	12/6/97 . . . . .	vs. PHX
Jaroslav Halak . . . . .	11/8/14 . . . . .	at ARI

**NEW YORK ISLANDERS PENALTY SHOTS (2):**

PLAYER/GOALIE	DATE	OUTCOME
Anders Kallur/Pierre Hamel . . . . .	12/14/80 at WPG . . . . .	Failed
Brad Isbister/Sean Burke . . . . .	1/10/00 at PHX . . . . .	Scored

**CLUB INFORMATION**

Founded: . . . . . 1972 (Winnipeg-WHA), 1979 (NHL), 1996 (Arizona)  
 Home Arena: . . . . . Gila River Arena (17,125)  
 Address: . . . . . 6751 North Sunset Blvd. #200, Glendale, AZ 85305  
 Phone: . . . . . 623-772-3200  
 Fax: . . . . . 623-872-2000  
 Web Site: . . . . . www.coyotes.nhl.com  
 Stanley Cups: . . . . . none  
 Owner, Chairman and Governor: . . . . . Andrew Barroway  
 General Manager: . . . . . Don Maloney  
 Head Coach: . . . . . Dave Tippett  
 Sr. Vice President & Assistant General Manager . . . . . Darcy Regier  
 Associate Coach . . . . . Jim Playfair  
 Assistant Coaches: . . . . . Newell Brown, John Slaney  
 Director of Media Relations: . . . . . Chris Wojcik  
 Media Relations Coordinator: . . . . . Greg Dillard  
 2014-15 Record: . . . . . 24-50-8 (56 Points)  
 2014-15 Finish: . . . . . 7th in Pacific, 14th in Western Conference, 29th in NHL  
 2015 Playoffs: . . . . . Did not qualify

**BROADCAST TEAMS**

Television Play-by-Play: . . . . . Matt McConnell  
 Television Color Analyst: . . . . . Tyson Nash  
 Radio Play-by-Play: . . . . . Bob Heethuis  
 Radio Analyst: . . . . . Nick Boynton

**ARIZONA COYOTES HAT TRICKS (3):**

PLAYER	DATE	LOCATION
Dale Hawerchuk . . . . .	1/26/89 . . . . .	vs. WPG
Alexei Zhamnov . . . . .	11/9/93 . . . . .	vs. WPG
Shane Doan . . . . .	1/7/12 . . . . .	at PHX

**ARIZONA COYOTES SHUTOUTS (2)**

PLAYER	DATE	LOCATION
Markus Mattsson . . . . .	2/12/80 . . . . .	vs. WPG
Sean Burke . . . . .	3/9/00 . . . . .	at PHX

**ARIZONA COYOTES PENALTY SHOTS (0)**

PLAYER	DATE	OUTCOME
--------	------	---------

# NEW YORK ISLANDERS VS ARIZONA COYOTES

## SEASON-BY-SEASON RECORD VS. NHL (SINCE 1979-80)

SEASON	OVERALL, W-L-T-OTL	HOME, W-L-T-OTL	ROAD, W-L-T-OTL
1979-80	20-49-11	13-19-8	7-30-3
1980-81	9-57-14	7-25-8	2-32-6
1981-82	33-33-14	18-13-9	15-20-5
1982-83	33-39-8	22-16-2	11-23-6
1983-84	31-38-11	17-15-8	14-23-3
1984-85	43-27-10	21-13-6	22-14-4
1985-86	26-47-7	18-19-3	8-28-4
1986-87	40-32-8	25-12-3	15-20-5
1987-88	33-36-11	20-14-6	13-22-5
1988-89	26-42-12	17-18-5	9-24-7
1989-90	37-32-11	22-13-5	15-19-6
1990-91	26-43-11	17-18-5	9-25-6
1991-92	33-32-15	20-14-6	13-18-9
1992-93	40-37-7	23-16-3	17-21-4
1993-94	24-51-9	15-23-4	9-28-5
1994-95	16-25-7	10-10-4	6-15-3
1995-96	36-40-6	22-16-3	14-24-3
1996-97	38-37-7	15-19-7	23-18-0
1997-98	35-35-12	19-16-6	16-19-6
1998-99	39-31-12	23-13-5	16-18-7
1999-00	39-31-8-4	22-16-2-1	17-15-6-3
2000-01	35-27-17-3	21-11-7-2	14-16-10-1
2001-02	40-27-9-6	27-8-3-3	13-19-6-3
2002-03	31-35-11-5	17-16-6-2	14-19-5-3
2003-04	22-36-18-6	11-19-7-4	11-17-11-2
2004-05	NHL	SEASON	LOCKOUT
2005-06	38-39-5	19-18-4	19-21-1
2006-07	31-46-5	18-20-3	13-26-2
2007-08	38-37-7	17-20-4	21-17-3
2008-09	36-39-7	23-15-3	13-24-4
2009-10	50-25-7	29-10-2	21-15-5
2010-11	43-26-13	21-13-7	22-13-6
2011-12	42-27-13	22-13-6	20-14-7
2012-13	21-18-9	14-8-2	7-10-7
2013-14	37-30-15	22-14-5	15-16-10
2014-15	24-50-8	11-25-5	13-25-3
<b>TOTALS</b>	<b>1,145-1,256-266-113</b>	<b>658-548-131-53</b>	<b>487-708-135-60</b>

Games could not result in a tie after the 2003-04 Season

## NEW YORK ISLANDERS SEASON-BY-SEASON RECORD VS. ARIZONA (SINCE 1979-80)

SEASON	OVERALL, W-L-T-OTL	HOME, W-L-T-OTL	ROAD, W-L-T-OTL
1979-80	2-0-2	1-0-1	1-0-1
1980-81	3-0-1	1-0-1	2-0-0
1981-82	2-1-0	1-0-0	1-1-0
1982-83	1-1-1	1-0-1	0-1-0
1983-84	1-2-0	0-1-0	1-1-0
1984-85	2-1-0	1-1-0	1-0-0
1985-86	2-0-1	0-0-1	2-0-0
1986-87	1-1-1	1-0-1	0-1-0
1987-88	2-1-0	1-0-0	1-1-0
1988-89	2-1-0	1-1-0	1-0-0
1989-90	2-1-0	0-1-0	2-0-0
1990-91	2-1-0	2-0-0	0-1-0
1991-92	1-1-1	1-0-1	0-1-0
1992-93	0-1-1	0-1-0	0-0-1
1993-94	1-1-0	0-1-0	1-0-0
1994-95	---	---	---
1995-96	1-1-0	0-1-0	1-0-0
1996-97	1-0-1	1-0-0	0-0-1
1997-98	1-1-0	1-0-0	0-1-0
1998-99	0-1-1	0-0-1	0-1-0
1999-00	0-1-1-0	0-0-1-0	0-1-0-0
2000-01	0-1-1-0	0-1-0-0	0-0-1-0
2001-02	0-1-0-0	---	0-1-0-0
2002-03	0-1-0-0	0-1-0-0	---
2003-04	1-0-0-0	---	1-0-0-0
2004-05	NHL	SEASON	LOCKOUT
2005-06	---	---	---
2006-07	0-1-0	---	0-1-0
2007-08	1-0-0	1-0-0	---
2008-09	1-1-0	1-0-0	0-1-0
2009-10	1-0-0	---	1-0-0
2010-11	0-0-1	0-0-1	---
2011-12	0-1-0	---	0-1-0
2012-13	---	---	---
2013-14	1-1-0	1-0-0	0-1-0
2014-15	2-0-0	1-0-0	1-0-0
<b>TOTALS</b>	<b>34-24-12-1</b>	<b>17-9-8-1</b>	<b>17-15-4-0</b>

OPPONENTS


IN THE PAST

STANLEY CUP PLAYOFFS

MEDIA INFORMATION



CLAUDE JULIEN



ZDENO CHARA

**ALL-TIME:** 56-77-21-3  
**LAST REG. WIN:** 10/23/14, NYI 3 at BOS 2  
**LAST REG. LOSS:** 2/7/15, NYI 1 at BOS 2

**OVERTIME RECORD:** (W-L-T): 5-1-15  
**LAST OT DECISION:** 12/12/09, NYI 3 vs. BOS 2  
**SHOOTOUT RECORD:** 1-2  
**LAST SHOOTOUT:** 10/10/09, NYI 3 at BOS 4

Records are based on W-L-T-OT

**2015-16 MEETINGS**

Fri. Oct. 23, 2015	Islanders vs. Bruins	7:30 PM
Sun. Nov. 8, 2015	Islanders vs. Bruins	5:00 PM
Sat. Mar. 12, 2016	Islanders at Bruins	1:00 PM

**2014-15 SERIES 1-2-0**

HOME:	SCORE:	GOALTENDERS:
1/29/14	NYI 2 BOS 5	Halak/Rask
ROAD:	SCORE:	GOALTENDERS:
10/23/14	NYI 3 BOS 2	Johnson/Svedberg
2/7/15	NYI 1 BOS 2	Johnson/Rask

**ALL-TIME FRANCHISE RECORDS**

**NEW YORK ISLANDERS HAT TRICKS (4):**

PLAYER	DATE	LOCATION
Mike Bossy	3/13/79	vs. BOS
Zigmund Palffy	3/5/96	vs. BOS
Zigmund Palffy	3/29/97	vs. BOS
Mark Parrish	1/3/03	vs. BOS

**NEW YORK ISLANDERS SHUTOUTS (3)**

PLAYER	DATE	LOCATION
Billy Smith	12/21/76	vs. BOS
Roberto Luongo	12/27/99	vs. BOS
Rick DiPietro	2/24/04	vs. BOS

**NEW YORK ISLANDERS PENALTY SHOTS (1):**

PLAYER/GOALIE	DATE	OUTCOME
Frans Nielsen/Tuukka Rask	12/9/10 at BOS	Scored

**CLUB INFORMATION**

Founded: . . . . . 1924  
 Home Arena: . . . . . TD Garden (17,565)  
 Address: . . . . . 100 Legends Way, Boston, MA 02114  
 Phone: . . . . . 617-624-1900  
 Fax: . . . . . 617-523-7184  
 Web Site: . . . . . www.bruins.nhl.com  
 Stanley Cups: . . . . . 6 (1929, '39, '41, '70, 72, 2011)  
 Owner, Governor and Chairman: . . . . . Jeremy M. Jacobs  
 Chief Executive Officer . . . . . Charlie Jacobs  
 President . . . . . Cam Neely  
 General Manager: . . . . . Don Sweeney  
 Head Coach: . . . . . Claude Julien  
 Assistant Coaches . . . . . Doug Houda, Doug Jarvis, Joe Sacco  
 Goaltending Coach . . . . . Bob Essensa  
 Vice President, Communications & Content . . . . . Matthew Chmura  
 Director of Communications & Content . . . . . Eric Tosi  
 2014-15 Record: . . . . . 41-27-14 (96 Points)  
 2014-15 Finish: . . . . . 5th Atlantic, 9th in Eastern Conference, 17th in NHL  
 2015 Playoffs: . . . . . Did not qualify

**BROADCAST TEAMS**

Television Play-by-Play: . . . . . Jack Edwards  
 Television Color Analyst: . . . . . Andy Brickley  
 Radio Play-by-Play: . . . . . Dave Goucher  
 Radio Color Analyst: . . . . . Bob Beers

**BOSTON BRUINS HAT TRICKS (11):**

PLAYER	DATE	LOCATION
Gregg Sheppard	10/29/72	at BOS
John Bucyk (4)	1/18/73	at BOS
John Bucyk (4)	1/5/74	vs. BOS
Dan Marcotte	4/2/77	vs. BOS
Ken Hodge Jr.	2/28/91	at BOS
Cam Neely	10/7/95	at BOS
Sergei Samsonov	4/9/98	at BOS
Jason Allison	2/4/99	at BOS
Jason Allison	3/31/01	at BOS
Marty McNis	3/6/03	at BOS
Phil Kessel	4/12/09	vs. BOS

**BOSTON BRUINS SHUTOUTS (8)**

PLAYER	DATE	LOCATION
Ed Johnston	3/13/73	vs. BOS
Ross Brooks	1/26/74	vs. BOS
Doug Keans	1/16/84	at BOS
Andy Moog	2/28/91	at BOS
Jon Casey	1/28/94	vs. BOS
Byron Dafoe	10/12/98	at BOS
Felix Potvin	2/24/04	vs. BOS
Tim Thomas	11/19/11	vs. BOS

**BOSTON BRUINS PENALTY SHOTS (0):**

PLAYER/GOALIE	DATE	OUTCOME
---------------	------	---------

# NEW YORK ISLANDERS VS BOSTON BRUINS

SEASON-BY-SEASON RECORD VS. NHL (SINCE 1972-73)

SEASON	OVERALL, W-L-T-OTL	HOME, W-L-T-OTL	ROAD, W-L-T-OTL
1972-73	.51-22-5	.27-10-2	.24-12-3
1973-74	.52-17-9	.33-4-2	.19-13-7
1974-75	.40-26-14	.29-5-6	.11-21-8
1975-76	.48-15-17	.27-5-8	.21-10-9
1976-77	.49-23-8	.27-7-6	.22-16-2
1977-78	.51-18-11	.29-6-5	.22-12-6
1978-79	.43-23-14	.25-10-5	.18-13-9
1979-80	.46-21-13	.27-9-4	.19-12-9
1980-81	.37-30-13	.26-10-4	.11-20-9
1981-82	.43-27-10	.24-12-4	.19-15-6
1982-83	.50-20-10	.28-6-6	.22-14-4
1983-84	.49-25-6	.25-12-3	.24-13-3
1984-85	.36-34-10	.21-15-4	.15-19-6
1985-86	.37-31-12	.24-9-7	.13-22-5
1986-87	.39-34-7	.25-11-4	.14-23-3
1987-88	.44-30-6	.24-13-3	.20-17-3
1988-89	.37-29-14	.17-15-8	.20-14-6
1989-90	.46-25-9	.23-13-4	.23-12-5
1990-91	.44-24-12	.26-9-5	.18-15-7
1991-92	.36-32-12	.23-11-6	.13-21-6
1992-93	.51-26-7	.29-10-3	.22-16-4
1993-94	.42-29-13	.20-14-8	.22-15-5
1994-95	.27-18-3	.15-7-2	.12-11-1
1995-96	.40-31-11	.22-14-5	.18-17-6
1996-97	.26-47-9	.14-20-7	.12-27-2
1997-98	.39-30-13	.19-16-6	.20-14-7
1998-99	.39-30-13	.22-10-9	.17-20-4
1999-00	.24-33-19-6	.12-17-11-1	.12-16-8-5
2000-01	.36-30-8-8	.21-12-5-3	.15-18-3-5
2001-02	.43-24-6-9	.23-11-2-5	.20-13-4-4
2002-03	.36-31-11-4	.23-11-5-2	.13-20-6-2
2003-04	.41-19-15-7	.18-12-9-2	.23-7-6-5
2004-05	NHL SEASON	NHL SEASON	LOCKOUT
2005-06	.29-37-16	.16-15-10	.13-21-6
2006-07	.35-41-6	.18-19-4	.17-22-2
2007-08	.41-29-12	.21-16-4	.20-13-8
2008-09	.53-19-10	.29-6-6	.24-13-4
2009-10	.39-30-13	.18-17-6	.21-13-7
2010-11	.46-25-11	.22-13-6	.24-12-5
2011-12	.49-29-4	.24-14-3	.25-15-1
2012-13	.28-14-6	.16-5-3	.12-9-3
2013-14	.54-19-9	.31-7-3	.23-12-6
2014-15	.41-27-14	.24-10-7	.17-17-7
<b>TOTALS</b>	<b>1,737-1,124-340-135</b>	<b>967-468-168-65</b>	<b>770-656-172-70</b>

Games could not result in a tie after the 2003-04 Season

NEW YORK ISLANDERS SEASON-BY-SEASON RECORD VS. BOSTON (SINCE 1972-73)

SEASON	OVERALL, W-L-T-OTL	HOME, W-L-T-OTL	ROAD, W-L-T-OTL
1972-73	1-5-0	0-3-0	1-2-0
1973-74	1-4-0	1-2-0	0-2-0
1974-75	2-2-0	2-0-0	0-2-0
1975-76	0-2-2	0-2-0	0-0-2
1976-77	2-1-1	1-1-0	1-0-1
1977-78	3-1-0	2-0-0	1-1-0
1978-79	2-1-2	1-0-1	1-1-1
1979-80	1-3-0	1-1-0	0-2-0
1980-81	2-2-0	1-1-0	1-1-0
1981-82	1-2-0	1-0-0	0-2-0
1982-83	0-2-1	0-2-0	0-0-1
1983-84	0-2-1	0-1-0	0-1-1
1984-85	1-2-0	1-1-0	0-1-0
1985-86	1-0-2	1-0-0	0-0-2
1986-87	0-2-1	0-1-1	0-1-0
1987-88	2-1-0	1-0-0	1-1-0
1988-89	1-2-0	0-2-0	1-0-0
1989-90	1-1-1	0-0-1	1-1-0
1990-91	1-2-0	1-1-0	0-1-0
1991-92	2-1-0	1-1-0	1-0-0
1992-93	0-2-2	0-1-1	0-1-1
1993-94	0-4-0	0-2-0	0-2-0
1994-95	1-2-0	1-1-0	0-1-0
1995-96	1-1-2	1-0-1	0-1-1
1996-97	3-1-0	2-0-0	1-1-0
1997-98	1-2-1	0-1-1	1-1-0
1998-99	3-1-0	2-0-0	1-1-0
1999-00	3-1-0-0	1-1-0-0	2-0-0-0
2000-01	1-3-0-0	1-1-0-0	0-2-0-0
2001-02	2-1-1-0	0-1-1-0	2-0-0-0
2002-03	1-2-1-0	1-0-1-0	0-2-0-0
2003-04	0-0-3-1	0-0-2-0	0-0-1-1
2004-05	NHL SEASON	NHL SEASON	LOCKOUT
2005-06	4-0-0	2-0-0	2-0-0
2006-07	3-0-1	2-0-0	1-0-1
2007-08	1-3-0	1-1-0	0-2-0
2008-09	0-4-0	0-2-0	0-2-0
2009-10	2-1-1	1-1-0	1-0-1
2010-11	1-3-0	1-1-0	0-2-0
2011-12	1-3-0	0-2-0	1-1-0
2012-13	1-2-0	0-1-0	1-1-0
2013-14	2-1-0	1-1-0	1-0-0
2014-15	1-2-0	0-1-0	1-1-0
<b>TOTALS</b>	<b>56-77-21-3</b>	<b>32-37-10-0</b>	<b>24-40-11-3</b>

OPPONENTS

IN THE PAST

STANLEY CUP PLAYOFFS

MEDIA INFORMATION



DAN BYLSMA



BRIAN GIONTA

**ALL-TIME:** 64-70-18-7  
**LAST REG. WIN:** 4/4/15, NYI 3 vs. BUF 0  
**LAST REG. LOSS:** 2/9/13, NYI 2 vs. BUF 3

**OVERTIME RECORD:** (W-L-T): 6-1-10  
**LAST OT DECISION:** 2/13/11, NYI 7 at BUF 6  
**SHOOTOUT RECORD:** 2-6  
**LAST SHOOTOUT:** 12/27/14, NYI 3 at BUF 4

Records are based on W-L-T-OT

**2015-16 MEETINGS**

Sun. Nov. 1, 2015	Islanders vs. Sabres	7:30 PM
Thu. Dec. 31, 2015	Islanders at Sabres	6:00 PM
Sat. Apr. 9, 2016	Islanders vs. Sabres	7:30 PM

**2014-15 SERIES 2-0-1**

HOME:	SCORE:	GOALTENDERS:
4/4/14	NYI 3 BUF 0	Halak/Makarov
ROAD:	SCORE:	GOALTENDERS:
12/27/14	NYI 3 BUF 4 (SO)	Poulin/Enroth
2/8/15	NYI 3 BUF 2	Halak/Neuvirth

**ALL-TIME FRANCHISE RECORDS**

**NEW YORK ISLANDERS HAT TRICKS (5):**

PLAYER	DATE	LOCATION
Bill Harris	3/3/74	at BUF
Pat LaFontaine	12/31/89	at BUF
Jeff Tambellini	10/31/09	vs. BUF
John Tavares	1/15/11	vs. BUF
Michael Grabner	2/13/11	at BUF

**NEW YORK ISLANDERS SHUTOUTS (15)**

PLAYER	DATE	LOCATION
Glenn Resch	12/7/75	at BUF
Glenn Resch	12/4/76	vs. BUF
Glenn Resch	3/31/79	vs. BUF
Billy Smith	11/5/83	vs. BUF
Mark Fitzpatrick	12/5/89	vs. BUF
Glenn Healy	2/4/90	at BUF
Eric Fichaud	4/6/96	vs. BUF
Tommy Salo	12/17/97	vs. BUF
Chris Osgood	3/12/02	at BUF
Chris Osgood	12/31/02	at BUF
Rick DiPietro	10/11/03	at BUF
Yann Danis	2/28/09	vs. BUF
Martin Biron	10/31/09	vs. BUF
Evgeni Nabokov	2/23/13	at BUF
Jaroslav Halak	4/4/15	vs. BUF

**NEW YORK ISLANDERS PENALTY SHOTS (5):**

PLAYER/GOALIE	DATE	OUTCOME
Bryan Trottier/Tom Barrasso	1/5/85 vs. BUF	Failed
Marty McInnis/Tom Draper	3/8/92 at BUF	Failed
Olli Jokinen/Dominik Hasek	3/4/00 vs. BUF	Scored
Doug Weight/Patrick Lalime	10/31/09 vs. BUF	Failed
John Tavares/Ryan Miller	2/9/13 vs. BUF	Failed

**CLUB INFORMATION**

Founded: . . . . . 1970  
 Home Arena: . . . . . First Niagara Center (18,690)  
 Address: . . . . . One Seymour H. Knox III Plaza, Buffalo, NY 14203  
 Phone: . . . . . 716-855-4100  
 Fax: . . . . . 716-855-4122  
 Web Site: . . . . . www.sabres.com  
 Stanley Cups: . . . . . none  
 Owner: . . . . . Terrence M. Pegula  
 General Manager: . . . . . Tim Murray  
 Head Coach: . . . . . Dan Bylsma  
 Assistant Coaches . . . . . Terry Murray, Dave Barr, Dan Lambert  
 V.P. of Public & Community Relations: . . . . . Michael Gilbert  
 Director of Media Relations: . . . . . Chris Bandura  
 2014-15 Record: . . . . . 23-51-8 (54 Points)  
 2014-15 Finish: . . . . . 8th in Atlantic, 16th in Eastern Conference, 30th in NHL  
 2015 Playoffs: . . . . . Did not qualify

**BROADCAST TEAMS**

Television/Radio Play-by-Play: . . . . . Rick Jeanneret, Dan Dunleavy  
 Television/Radio Color Analyst: . . . . . Rob Ray

**BUFFALO SABRES HAT TRICKS (6)**

PLAYER	DATE	LOCATION
John Van Boxmeer	11/7/81	vs. BUF
Lindy Ruff	11/29/81	at BUF
Mike Foligno	12/29/85	at BUF
Dave Andreychuk	2/6/88	vs. BUF
Alexander Mogilny	1/3/92	at BUF
Drew Stafford	2/13/11	at BUF

**BUFFALO SABRES SHUTOUTS (6)**

PLAYER	DATE	LOCATION
Daren Puppa	11/12/88	vs. BUF
Dominik Hasek	11/09/00	at BUF
Martin Biron	12/30/00	vs. BUF
Martin Biron	3/7/02	vs. BUF
Ryan Miller	10/26/06	vs. BUF
Ryan Miller	11/4/09	at BUF

**BUFFALO SABRES PENALTY SHOTS (3):**

PLAYER/GOALIE	DATE	OUTCOME
Miroslav Satan/Kevin Weekes	3/4/00 vs. BUF	Failed
Clarke MacArthur/Dwayne Roloson	10/16/09 vs. BUF	Failed
Thomas Vanek/Evgeni Nabokov	1/14/12 vs. BUF	Failed

# NEW YORK ISLANDERS VS BUFFALO SABRES

## SEASON-BY-SEASON RECORD VS. NHL (SINCE 1972-73)

SEASON	OVERALL, W-L-T-OTL	HOME, W-L-T-OTL	ROAD, W-L-T-OTL
1972-73	37-27-14	30-6-3	7-21-11
1973-74	32-34-12	23-10-6	9-24-6
1974-75	49-16-15	28-6-6	21-10-9
1975-76	46-21-13	28-7-5	18-14-8
1976-77	48-24-8	27-8-5	21-16-3
1977-78	25-7-8	19-12-9	44-19-17
1978-79	36-28-16	19-13-8	17-15-8
1979-80	47-17-16	27-5-8	20-12-8
1980-81	39-20-21	21-7-12	18-13-9
1981-82	39-26-15	23-8-9	16-18-6
1982-83	38-29-13	25-7-8	13-22-5
1983-84	48-25-7	25-9-6	23-16-1
1984-85	38-28-14	23-10-7	15-18-7
1985-86	37-37-6	23-16-1	14-21-5
1986-87	28-44-8	18-18-4	10-26-4
1987-88	37-32-11	19-14-7	18-18-4
1988-89	38-35-7	25-12-3	13-23-4
1989-90	45-27-8	27-11-2	18-16-6
1990-91	31-30-19	15-13-12	16-17-7
1991-92	31-37-12	22-13-5	9-24-7
1992-93	38-36-10	25-15-2	13-21-8
1993-94	43-32-9	22-17-3	21-15-6
1994-95	22-19-7	15-8-1	7-11-6
1995-96	33-42-7	19-17-5	14-25-2
1996-97	40-30-12	24-11-6	16-19-6
1997-98	36-29-17	20-13-8	16-16-9
1998-99	37-28-17	23-12-6	14-16-11
1999-00	35-32-11-4	21-14-5-1	14-18-6-3
2000-01	46-30-5-1	26-12-3-0	20-18-2-1
2001-02	35-35-11-1	20-16-5-0	15-19-6-1
2002-03	27-37-10-8	18-16-5-2	9-21-5-6
2003-04	37-34-7-4	21-13-4-3	16-21-3-1
2004-05	NHL SEASON	SEASON	LOCKOUT
2005-06	52-24-6	27-11-3	25-13-3
2006-07	53-22-7	28-10-3	25-12-4
2007-08	39-31-12	20-15-6	19-16-6
2008-09	41-32-9	23-15-3	18-17-6
2009-10	45-27-10	25-10-6	20-17-4
2010-11	43-29-10	21-16-4	22-13-6
2011-12	39-32-11	21-12-8	18-20-3
2012-13	21-21-6	11-10-3	10-11-3
2013-14	21-51-10	13-21-7	8-30-3
2014-15	23-51-8	14-22-5	9-29-3
<b>TOTALS</b>	<b>1,594-1,260-375-107</b>	<b>930-506-178-54</b>	<b>664-754-197-53</b>

Games could not result in a tie after the 2003-04 Season

## NEW YORK ISLANDERS SEASON-BY-SEASON RECORD VS. BUFFALO (SINCE 1972-73)

SEASON	OVERALL, W-L-T-OTL	HOME, W-L-T-OTL	ROAD, W-L-T-OTL
1972-73	0-5-1	0-2-1	0-3-0
1973-74	0-3-2	0-1-2	0-2-0
1974-75	0-2-2	0-1-1	0-1-1
1975-76	2-2-0	0-2-0	2-0-0
1976-77	3-1-1	2-1-0	1-0-1
1977-78	2-3-0	2-0-0	0-3-0
1978-79	1-2-1	1-1-0	0-1-1
1979-80	1-2-1	1-1-0	0-1-1
1980-81	2-2-0	1-1-0	1-1-0
1981-82	1-2-0	0-1-0	1-1-0
1982-83	1-2-0	1-1-0	0-1-0
1983-84	3-0-0	1-0-0	2-0-0
1984-85	2-1-0	1-1-0	1-0-0
1985-86	1-2-0	1-0-0	0-2-0
1986-87	1-1-1	0-1-1	1-0-0
1987-88	2-1-0	1-0-0	1-1-0
1988-89	0-3-0	0-2-0	0-1-0
1989-90	3-0-0	1-0-0	2-0-0
1990-91	0-2-1	0-1-1	0-1-0
1991-92	2-1-0	1-0-0	1-1-0
1992-93	1-1-1	1-0-0	0-1-1
1993-94	2-2-1	2-0-1	0-2-0
1994-95	1-2-1	1-1-0	0-1-1
1995-96	3-0-1	2-0-0	1-0-1
1996-97	1-3-0	0-2-0	1-1-0
1997-98	2-1-1	1-0-1	1-1-0
1998-99	1-2-1	1-1-0	0-1-1
1999-00	1-2-1-0	1-0-1-0	0-2-0-0
2000-01	0-3-0-1	0-2-0-0	0-1-0-1
2001-02	1-2-1-0	0-2-0-0	1-0-1-0
2002-03	3-1-0-0	2-0-0-0	1-1-0-0
2003-04	4-0-0-0	2-0-0-0	2-0-0-0
2004-05	NHL SEASON	SEASON	LOCKOUT
2005-06	0-3-1	0-1-1	0-2-0
2006-07	1-3-0	1-1-0	0-2-0
2007-08	2-2-0	1-1-0	1-1-0
2008-09	2-1-1	1-1-0	1-0-1
2009-10	2-2-0	2-0-0	0-2-0
2010-11	3-1-0	1-1-0	2-0-0
2011-12	2-1-1	1-0-1	1-1-0
2012-13	1-1-1	0-1-0	1-0-1
2013-14	2-0-1	1-0-1	1-0-0
2014-15	2-0-1	1-0-0	1-0-1
<b>TOTALS</b>	<b>64-70-18-7</b>	<b>36-31-9-3</b>	<b>28-39-9-4</b>

OPPONENTS


IN THE PAST

STANLEY CUP PLAYOFFS

MEDIA INFORMATION



BOB HARTLEY



MARK GIORDANO

**ALL-TIME:** 46-44-20-0  
**LAST REG. WIN:** 2/27/15, NYI 2 vs. CGY 1  
**LAST REG. LOSS:** 3/7/14, NYI 3 at CGY 4

**OVERTIME RECORD:** (W-L-T): 1-1-3  
**LAST OT DECISION:** 11/15/90, NYI 5 at CGY 4  
**SHOOTOUT RECORD:** 1-0  
**LAST SHOOTOUT:** 1/11/08, NYI 5 at CGY 4

Records are based on W-L-T-OT

**2015-16 MEETINGS**

Mon. Oct. 26, 2015	Islanders vs. Flames	7:00 PM
Thu. Feb. 25, 2016	Islanders at Flames	9:00 PM

**2014-15 SERIES 2-0-0**

HOME:	SCORE:	GOALTENDERS:
2/27/15	NYI 2 CGY 1	Halak/Ramo
ROAD:	SCORE:	GOALTENDERS:
1/2/15	NYI 2 CGY 1	Halak/Hillier

**ALL-TIME FRANCHISE RECORDS**

**NEW YORK ISLANDERS HAT TRICKS (6):**

PLAYER	DATE	LOCATION
Bryan Trottier (4)	11/1/77	vs. ATL
Mike Bossy	12/28/78	at ATL
Bryan Trottier	3/2/82	vs. CGY
Mike Bossy (4)	3/11/86	vs. CGY
Bryan Trottier	10/20/87	vs. CGY
Greg Gilbert	2/16/88	at CGY

**NEW YORK ISLANDERS SHUTOUTS (4)**

PLAYER	DATE	LOCATION
Bill Smith	10/17/75	at ATL
Glenn Resch	10/12/76	vs. ATL
Bill Smith/Goran Hogosta	11/1/77	vs. ATL
Glenn Resch	1/20/81	vs. CGY

**NEW YORK ISLANDERS PENALTY SHOTS (0):**

PLAYER/GOALIE	DATE	OUTCOME
---------------	------	---------

**CLUB INFORMATION**

Founded: . . . . . 1972 (Atlanta) 1980 (Calgary)  
 Home Arena: . . . . . Scotiabank Saddledome (19,289)  
 Address: . . . . . P.O. Box 1540, Station M, Calgary, AB T2P 3B9  
 Phone: . . . . . 404-777-2177  
 Fax: . . . . . 403-777-2171  
 Web Site: . . . . . www.calgaryflames.com  
 Stanley Cups: . . . . . 1989  
 President/Chief Executive Officer: . . . . . Ken King  
 President of Hockey Operations: . . . . . Brian Burke  
 General Manager: . . . . . Brad Treliving  
 Head Coach: . . . . . Bob Hartley  
 Assistant Coaches: . . . . . Jacques Cloutier, Martin Gelinas  
 Vice President, Communications: . . . . . Peter Hanlon  
 Manager, Media Relations: . . . . . Sean Kelso  
 2014-15 Record: . . . . . 45-30-7 (97 Points)  
 2014-15 Finish: . . . . . 3rd in Pacific, 8th in Western Conference, 16th in NHL  
 2015 Playoffs: . . . . . 5-6, Lost in Western Conference Second Round

**BROADCAST TEAMS**

Television Play-by-Play: . . . . . Rick Ball  
 Television Color Analyst: . . . . . Kelly Hrudely  
 Radio Play-by-Play: . . . . . Derek Wills  
 Radio Color Analyst: . . . . . Peter Loubardias

**CALGARY FLAMES HAT TRICKS (1):**

PLAYER	DATE	LOCATION
Kent Nilsson	2/25/81	at CGY

**CALGARY FLAMES SHUTOUTS (4)**

PLAYER	DATE	LOCATION
Phil Myre	11/16/72	at ATL
Phil Myre	12/17/72	at ATL
Fred Brathwaite	12/2/99	vs. CGY
Fred Brathwaite	10/14/00	vs. CGY

**CALGARY FLAMES PENALTY SHOTS (2):**

PLAYER/GOALIE	DATE	OUTCOME
Joe Mullen/Kelly Hrudely	12/2/86 at CGY	Scored
Doug Gilmour/Mark Fitzpatrick	10/7/89 at CGY	Failed

# NEW YORK ISLANDERS VS CALGARY FLAMES

## SEASON-BY-SEASON RECORD VS. NHL (SINCE 1972-73)

SEASON	OVERALL, W-L-T-OTL	HOME, W-L-T-OTL	ROAD, W-L-T-OTL
1972-73	25-38-15	16-16-7	9-22-8
1973-74	30-34-14	17-15-7	13-19-7
1974-75	34-31-15	24-9-7	10-22-8
1975-76	39-33-12	19-14-7	16-19-5
1976-77	34-34-12	22-11-7	12-23-5
1977-78	34-27-19	20-13-7	14-14-12
1978-79	41-31-8	25-11-4	16-20-4
1979-80	35-32-13	18-15-7	17-17-6
1980-81	39-27-14	25-5-10	14-22-4
1981-82	29-34-17	20-11-9	9-23-8
1982-83	32-34-14	21-12-7	11-22-7
1983-84	34-32-14	22-11-7	12-21-7
1984-85	41-27-12	23-11-6	18-16-6
1985-86	40-31-9	23-11-6	17-20-3
1986-87	46-31-3	25-13-2	21-18-1
1987-88	48-23-9	26-11-3	22-12-6
1988-89	54-17-9	32-4-4	22-13-5
1989-90	42-23-15	28-7-5	14-16-10
1990-91	46-26-8	29-8-3	17-18-5
1991-92	31-37-12	19-14-7	12-23-5
1992-93	43-30-11	23-14-5	20-16-6
1993-94	42-29-13	25-12-5	17-17-8
1994-95	24-17-7	15-7-2	9-10-5
1995-96	34-37-11	18-18-5	16-19-6
1996-97	32-41-9	21-18-2	11-23-7
1997-98	26-41-15	18-17-6	8-24-9
1998-99	30-40-12	15-20-6	15-20-6
1999-00	31-36-10-5	20-14-6-1	11-22-4-4
2000-01	27-36-15-4	12-18-9-2	15-18-6-2
2001-02	32-35-12-3	20-14-5-2	12-21-7-1
2002-03	29-36-13-4	14-16-10-1	15-20-3-3
2003-04	42-30-7-3	21-14-5-1	21-16-2-2
2004-05	NHL SEASON	SEASON	LOCKOUT
2005-06	46-25-11	30-7-4	16-18-7
2006-07	43-29-10	30-9-2	13-20-8
2007-08	42-30-10	21-11-9	21-19-1
2008-09	46-30-6	27-10-4	19-20-2
2009-10	40-32-10	20-17-4	20-15-6
2010-11	41-29-12	23-13-5	18-16-7
2011-12	37-29-16	23-12-6	14-17-10
2012-13	19-25-4	13-9-2	6-16-2
2013-14	35-40-7	19-19-3	16-21-4
2014-15	45-30-7	23-13-5	22-17-2
<b>TOTALS</b>	<b>1,536-1,309-379-112</b>	<b>905-524-188-51</b>	<b>631-785-191-61</b>

Games could not result in a tie after the 2003-04 Season

## NEWYORK ISLANDERS SEASON-BY-SEASON RECORD VS. CALGARY (SINCE 1972-73)

SEASON	OVERALL, W-L-T-OTL	HOME, W-L-T-OTL	ROAD, W-L-T-OTL
1972-73	0-4-1	0-2-0	0-2-1
1973-74	3-1-1	2-1-0	1-0-1
1974-75	1-2-3	1-0-2	0-2-1
1975-76	1-1-4	0-0-3	1-1-1
1976-77	6-0-0	3-0-0	3-0-0
1977-78	2-1-3	1-1-1	1-0-2
1978-79	6-2-0	4-0-0	2-2-0
1979-80	3-1-0	2-0-0	1-1-0
1980-81	1-1-2	1-0-1	0-1-1
1981-82	1-0-2	1-0-1	0-0-1
1982-83	2-0-1	1-0-0	1-0-1
1983-84	0-3-0	0-2-0	0-1-0
1984-85	1-2-0	1-0-0	0-2-0
1985-86	1-1-1	1-0-1	0-1-0
1986-87	0-2-1	0-1-0	0-1-1
1987-88	2-1-0	2-0-0	0-1-0
1988-89	0-2-1	0-1-0	0-1-1
1989-90	0-3-0	0-2-0	0-1-0
1990-91	2-1-0	1-0-0	1-1-0
1991-92	2-0-0	1-0-0	1-0-0
1992-93	2-0-0	1-0-0	1-0-0
1993-94	1-1-0	1-0-0	0-1-0
1994-95	---	---	---
1995-96	0-2-0	0-1-0	0-1-0
1996-97	1-1-0	1-0-0	0-1-0
1997-98	0-2-0	0-1-0	0-1-0
1998-99	0-1-0	---	0-1-0
1999-00	0-2-0-0	0-1-0-0	0-1-0-0
2000-01	0-1-0-0	0-1-0-0	---
2001-02	1-1-0-0	0-1-0-0	1-0-0-0
2002-03	0-1-0-0	0-1-0-0	---
2003-04	0-1-0-0	0-1-0-0	---
2004-05	NHL SEASON	SEASON	LOCKOUT
2005-06	1-0-0	1-0-0	---
2006-07	---	---	---
2007-08	1-0-0	---	1-0-0
2008-09	0-1-0	---	0-1-0
2009-10	1-0-0	1-0-0	---
2010-11	1-0-0	---	1-0-0
2011-12	1-0-0	1-0-0	---
2012-13	---	---	---
2013-14	0-2-0	0-1-0	0-1-0
2014-15	2-0-0	1-0-0	1-0-0
<b>TOTALS</b>	<b>46-44-20-0</b>	<b>29-18-9-0</b>	<b>17-26-11-0</b>

OPPONENTS

IN THE PAST

STANLEY CUP PLAYOFFS

MEDIA INFORMATION





BILL PETERS



ERIC STAAL

**ALL-TIME:** 54-62-9-3  
**LAST REG. WIN:** 2/17/15, NYI 4 at CAR 1  
**LAST REG. LOSS:** 2/28/15, NYI 3 vs. CAR 5

**OVERTIME RECORD:** (W-L-T): 6-5-6  
**LAST OT DECISION:** 1/21/12, NYI 2 vs. CAR 1  
**SHOOTOUT RECORD:** 2-1  
**LAST SHOOTOUT:** 4/23/13, NYI 3 at CAR 4

Records are based on W-L-T-OT

**2015-16 MEETINGS**

Thu. Oct. 29, 2015	Islanders vs. Hurricanes	7:00 PM
Sat. Feb. 13, 2016	Islanders at Hurricanes	7:00 PM
Sat. Mar. 26, 2016	Islanders at Hurricanes	7:00 PM
Tue. Mar. 29, 2016	Islanders vs. Hurricanes	7:00 PM

**2014-15 SERIES 3-1-0**

HOME:	SCORE:	GOALTENDERS:
10/11/14	NYI 4 CAR 3	Johnson/Khudobin
2/28/15	NYI 3 CAR 5	Johnson/Ward
ROAD:	SCORE:	GOALTENDERS:
10/10/14	NYI 5 CAR 3	Halak/Ward
2/17/15	NYI 4 CAR 1	Johnson/Khudobin

**ALL-TIME FRANCHISE RECORDS**

**NEW YORK ISLANDERS HAT TRICKS (5):**

PLAYER	DATE	LOCATION
Billy Harris	10/20/79	vs. HFD
Mike Bossy	11/15/83	vs. HFD
David Volek	12/20/90	vs. HFD
Benoit Hogue	10/24/92	vs. HFD
Derek King	1/24/97	at HFD

**NEW YORK ISLANDERS SHUTOUTS (7)**

PLAYER	DATE	LOCATION
Glenn Resch	11/20/80	vs. HFD
Kelly Hrudey	12/21/84	at HFD
Kelly Hrudey	2/20/88	vs. HFD
Tommy Salo	1/30/98	vs. CAR
Felix Potvin	11/10/99	at CAR
Chris Osgood	10/17/01	at CAR
Chris Osgood	12/28/02	vs. CAR

**NEW YORK ISLANDERS PENALTY SHOTS (2):**

PLAYER/GOALIE	DATE	OUTCOME
Richard Park/John Grahame	10/27/07 vs. CAR	Failed
Doug Weight/Cam Ward	10/25/08 vs. CAR	Failed

**CLUB INFORMATION**

Founded: . . . . . 1972 (New England-WHA), 1979 (Hartford-NHL), 1997 (Carolina)  
 Home Arena: . . . . . PNC Arena (18,176)  
 Address: . . . . . 1400 Edwards Mill Rd, Raleigh, NC 27607  
 Phone: . . . . . 919-467-7825  
 Fax: . . . . . 919-462-7030  
 Web Site: . . . . . www.hurricanes.nhl.com  
 Stanley Cups: . . . . . 2006  
 CEO/Owner/Governor: . . . . . Peter Karmanos, Jr.  
 President: . . . . . Don Waddell  
 Executive Vice President/General Manager: . . . . . Ron Francis  
 Head Coach: . . . . . Bill Peters  
 Assistant Coaches: . . . . . Rod Brind'Amour, Steve Smith  
 Vice President of Communications and Team Services: . . . . . Mike Sundheim  
 Senior Director of Communications and Team Services: . . . . . Kyle Hanlin  
 2014-15 Record: . . . . . 30-41-11 (71 Points)  
 2014-15 Finish: . . . . . 8th in Metropolitan, 14th in Eastern Conference, 26th in NHL  
 2015 Playoffs: . . . . . Did not qualify

**BROADCAST TEAMS**

Television Play-by-Play: . . . . . John Forslund  
 Television Color Analyst: . . . . . Tripp Tracy  
 Radio Play-by-Play: . . . . . Chuck Kaiton

**CAROLINA HURRICANES HAT TRICKS (8):**

PLAYER	DATE	LOCATION
Jordy Douglas (4)	2/3/80	at HFD
Mark Johnson	2/12/83	vs. HFD
Kevin Dineen	3/6/90	vs. HFD
Pat Verbeek	2/28/93	at HFD
Rod Brind'Amour	1/7/01	at CAR
Rod Brind'Amour	10/27/07	vs. CAR
Eric Staal	4/7/09	at CAR
Jiri Tlustý	10/11/14	vs. CAR

**CAROLINA HURRICANES SHUTOUTS (6)**

PLAYER	DATE	LOCATION
Sean Burke	1/8/94	at HFD
Eric Fichaud	10/30/99	vs. CAR
Kevin Weekes	11/26/03	vs. CAR
Martin Gerber	1/7/06	vs. CAR
Cam Ward	4/7/09	at CAR
Justin Peters	11/7/13	at CAR

**CAROLINA HURRICANES PENALTY SHOTS (3):**

PLAYER/GOALIE	DATE	OUTCOME
Andrew Cassels/Ron Hextall	4/6/94 at HFD	Scored
Erik Cole/Rick DiPietro	4/2/04 at CAR	Failed
Erik Cole/Rick DiPietro	1/6/07 at CAR	Failed

# NEW YORK ISLANDERS VS CAROLINA HURRICANES

SEASON-BY-SEASON RECORD VS. NHL (SINCE 1979-80)

SEASON	OVERALL, W-L-T-OTL	HOME, W-L-T-OTL	ROAD, W-L-T-OTL
1979-80	27-34-19	22-12-6	5-22-13
1980-81	21-41-18	14-17-9	7-24-9
1981-82	21-41-18	13-17-10	8-24-8
1982-83	19-54-7	13-22-5	6-32-2
1983-84	28-42-10	19-16-5	9-26-5
1984-85	30-41-9	17-18-5	13-23-4
1985-86	40-36-4	21-17-2	19-19-2
1986-87	43-30-7	26-9-5	17-21-2
1987-88	35-38-7	21-14-5	14-24-2
1988-89	37-38-5	21-17-2	16-21-3
1989-90	38-33-9	17-18-5	21-15-4
1990-91	31-38-11	18-16-6	13-22-5
1991-92	26-41-13	13-17-10	13-24-3
1992-93	26-52-6	12-25-5	14-27-1
1993-94	27-48-9	14-22-6	13-26-3
1994-95	19-24-5	12-10-2	7-14-3
1995-96	34-39-9	22-15-4	12-24-5
1996-97	32-39-11	23-15-3	9-24-8
1997-98	33-41-8	16-18-7	17-23-1
1998-99	34-30-18	20-12-9	14-18-9
1999-00	37-35-10-0	20-16-5-0	17-19-5-0
2000-01	38-32-9-3	23-15-3-0	15-17-6-3
2001-02	35-26-16-5	15-13-11-2	20-13-5-3
2002-03	22-43-11-6	12-17-9-3	10-26-2-3
2003-04	28-34-14-6	13-18-8-2	15-16-6-4
2004-05	NHL	SEASON	LOCKOUT
2005-06	52-22-8	31-8-2	21-14-6
2006-07	40-34-8	21-16-4	19-18-4
2007-08	43-33-6	24-13-4	19-20-2
2008-09	45-30-7	26-14-1	19-16-6
2009-10	35-37-10	21-17-3	14-20-7
2010-11	40-31-11	22-14-5	18-17-6
2011-12	33-33-16	20-14-7	13-19-9
2012-13	19-25-4	9-14-1	10-11-3
2013-14	36-35-11	18-17-6	18-18-5
2014-15	30-41-11	18-16-7	12-25-4
<b>TOTALS</b>	<b>1,134-1,271-263-112</b>	<b>647-549-147-47</b>	<b>487-722-116-65</b>

Games could not result in a tie after the 2003-04 Season

NEW YORK ISLANDERS SEASON-BY-SEASON RECORD VS. CAROLINA (SINCE 1979-80)

SEASON	OVERALL, W-L-T-OTL	HOME, W-L-T-OTL	ROAD, W-L-T-OTL
1979-80	3-1-0	2-0-0	1-1-0
1980-81	2-0-2	2-0-0	0-0-2
1981-82	2-0-1	1-0-0	1-0-1
1982-83	2-1-0	1-1-0	1-0-0
1983-84	1-2-0	1-0-0	0-2-0
1984-85	1-1-1	0-1-1	1-0-0
1985-86	2-1-0	0-1-0	2-0-0
1986-87	1-2-0	1-1-0	0-1-0
1987-88	2-1-0	1-0-0	1-1-0
1988-89	1-2-0	1-1-0	0-1-0
1989-90	1-2-0	0-1-0	1-1-0
1990-91	2-0-1	1-0-1	1-0-0
1991-92	2-1-0	1-0-0	1-1-0
1992-93	2-1-1	1-0-1	1-1-0
1993-94	1-2-1	1-1-0	0-1-1
1994-95	1-2-0	1-0-0	0-2-0
1995-96	0-3-1	0-1-1	0-2-0
1996-97	2-1-1	1-1-0	1-0-1
1997-98	2-2-0	1-1-0	1-1-0
1998-99	0-5-0	0-3-0	0-2-0
1999-00	1-3-0-0	0-2-0-0	1-1-0-0
2000-01	1-3-0-0	1-1-0-0	0-2-0-0
2001-02	3-1-0-0	1-1-0-0	2-0-0-0
2002-03	2-2-0-0	1-1-0-0	1-1-0-0
2003-04	2-2-0-0	0-2-0-0	2-0-0-0
2004-05	NHL	SEASON	LOCKOUT
2005-06	1-3-0	1-1-0	0-2-0
2006-07	2-2-0	2-0-0	0-2-0
2007-08	2-1-1	0-1-1	2-0-0
2008-09	0-4-0	0-2-0	0-2-0
2009-10	2-2-0	1-1-0	1-1-0
2010-11	0-3-1	0-2-0	0-1-1
2011-12	4-0-0	2-0-0	2-0-0
2012-13	0-2-1	0-2-0	0-0-1
2013-14	1-3-0	0-2-0	1-1-0
2014-15	3-1-0	1-1-0	2-0-0
<b>TOTALS</b>	<b>54-62-9-3</b>	<b>27-32-4-1</b>	<b>27-30-5-2</b>

OPPONENTS

IN THE PAST

STANLEY CUP PLAYOFFS

MEDIA INFORMATION



JOEL QUENNEVILLE



JONATHAN TOEWS

**ALL-TIME:** 41-43-20-2  
**LAST REG. WIN:** 12/13/14, NYI 3 vs. CHI 2  
**LAST REG. LOSS:** 3/17/15, NYI 1 at CHI 4

**OVERTIME RECORD:** (W-L-T): 3-1-8  
**LAST OT DECISION:** 1/2/14, NYI 3 vs. CHI 2  
**SHOOTOUT RECORD:** 0-1  
**LAST SHOOTOUT:** 12/2/11 NYI 4 at CHI 5

Records are based on W-L-T-OT

**2015-16 MEETINGS**

Fri. Oct. 9, 2015	Islanders vs. Blackhawks	7:30 PM
Sat. Oct. 10, 2015	Islanders at Blackhawks	8:30 PM

**2014-15 SERIES 1-1-0**

<b>HOME:</b>	<b>SCORE:</b>	<b>GOALTENDERS:</b>
12/13/14	NYI 3 CHI 2	Halak/Darling
<b>ROAD:</b>	<b>SCORE:</b>	<b>GOALTENDERS:</b>
3/17/15	NYI 1 CHI 4	Neuvirth/Crawford

**ALL-TIME FRANCHISE RECORDS**

**NEW YORK ISLANDERS HAT TRICKS (12):**

PLAYER	DATE	LOCATION
Garry Howatt	3/14/76	at CHI
Garry Howatt	3/16/77	at CHI
Bryan Trottier	10/27/79	vs. CHI
Mike Bossy	11/8/80	vs. CHI
Mike Bossy	12/21/80	at CHI
Mike Bossy	11/26/83	vs. CHI
Mike Bossy	1/18/84	at CHI
Billy Carroll	1/18/84	at CHI
Mike Bossy	3/8/87	at CHI
Pat LaFontaine	1/14/89	vs. CHI
Alexei Yashin (4)	3/25/03	at CHI
Blake Comeau	3/2/10	vs. CHI

**NEW YORK ISLANDERS SHUTOUTS (4)**

PLAYER	DATE	LOCATION
Bill Smith	3/16/77	at CHI
Bill Smith	12/7/77	at CHI
Glenn Resch	12/21/80	at CHI
Mark Fitzpatrick	11/30/89	at CHI

**NEW YORK ISLANDERS PENALTY SHOTS (0):**

PLAYER/GOALIE	DATE	OUTCOME
---------------	------	---------

**CLUB INFORMATION**

Founded: . . . . . 1926  
 Home Arena: . . . . . United Center (19,717)  
 Address: . . . . . 1901 West Madison Street, Chicago, IL, 60612  
 Phone: . . . . . 312-455-7000  
 Fax: . . . . . 312-455-7070  
 Web Site: . . . . . www.blackhawks.nhl.com  
 Stanley Cups: . . . . . 6 (1934, '38, '61, 2010, '13, '15)  
 Chairman: . . . . . W. Rockwell "Rocky" Wirtz  
 President & Chief Executive Officer: . . . . . John F. McDonough  
 Vice President/General Manager: . . . . . Stan Bowman  
 Head Coach: . . . . . Joel Quenneville  
 Assistant Coaches . . . . . Mike Kitchen, Kevin Dineen  
 Senior Director, Communications and Community Relations: . . . . . Brandon Faber  
 Senior Director, Public Relations: . . . . . Adam Rogovin  
 2014-15 Record: . . . . . 48-28-6 (102 Points)  
 2014-15 Finish: . . . . . 3rd in Central, 4th in Western Conference, 7th in NHL  
 2015 Playoffs: . . . . . 16-7, Won Stanley Cup

**BROADCAST TEAMS**

Television Play-by-Play: . . . . . Pat Foley  
 Television Color Analyst: . . . . . Ed Olczyk  
 Radio Play-by-Play: . . . . . John Wiedeman  
 Radio Color Analyst: . . . . . Troy Murray

**CHICAGO BLACKHAWKS HAT TRICKS (6):**

PLAYER	DATE	LOCATION
Dan Maloney	11/8/72	at CHI
Grant Mulvey	3/29/79	at CHI
Grant Mulvey	12/23/79	at CHI
Jeremy Roenick (4)	12/7/91	vs. CHI
Tony Amonte	3/16/97	at CHI
Eric Daze	12/7/01	at CHI

**CHICAGO BLACKHAWKS SHUTOUTS (5)**

PLAYER	DATE	LOCATION
Tony Esposito	2/16/74	vs. CHI
Tony Esposito	12/23/79	at CHI
Jocelyn Thibault	12/31/98	at CHI
Steve Passmore	11/12/99	at CHI
Corey Crawford	1/9/11	at CHI

**CHICAGO BLACKHAWKS PENALTY SHOTS (3):**

PLAYER/GOALIE	DATE	OUTCOME
Pit Martin/Garry Desjardins	11/8/72 at CHI	Failed
Bill Gardner/Kelly Hrudey	10/3/84 vs. CHI	Scored
Doug Wilson/Bill Smith	1/13/85 at CHI	Failed

# NEW YORK ISLANDERS VS CHICAGO BLACKHAWKS

SEASON-BY-SEASON RECORD VS. NHL (SINCE 1972-73)

SEASON	OVERALL, W-L-T-OTL	HOME, W-L-T-OTL	ROAD, W-L-T-OTL
1972-73	42-27-9	26-9-4	16-18-5
1973-74	41-14-23	20-6-13	21-8-10
1974-75	37-35-8	24-12-4	13-23-4
1975-76	32-30-18	17-15-8	15-15-10
1976-77	26-43-11	19-16-5	7-27-6
1977-78	32-29-19	20-9-11	12-20-8
1978-79	29-36-15	18-12-10	11-24-5
1979-80	34-27-19	21-12-7	13-15-12
1980-81	31-33-16	21-11-8	10-22-8
1981-82	30-38-12	20-13-7	10-25-5
1982-83	47-23-10	29-8-3	18-15-7
1983-84	30-42-8	25-13-2	5-29-6
1984-85	38-35-7	22-16-2	16-19-5
1985-86	39-33-8	23-12-5	16-21-3
1986-87	29-37-14	18-13-9	11-24-5
1987-88	30-41-9	21-17-2	9-24-7
1988-89	27-41-12	16-14-10	11-27-2
1989-90	41-33-6	25-13-2	16-20-4
1990-91	49-23-8	28-8-4	21-15-4
1991-92	36-29-15	23-9-8	13-20-7
1992-93	47-25-12	25-11-6	22-14-6
1993-94	39-36-9	21-16-5	18-20-4
1994-95	24-19-5	11-10-3	13-9-2
1995-96	40-28-14	22-13-6	18-15-8
1996-97	34-35-13	16-21-4	18-14-9
1997-98	30-39-13	14-19-8	16-20-5
1998-99	29-41-12	20-17-4	9-24-8
1999-00	33-37-10-2	16-19-5-1	17-18-5-1
2000-01	29-40-8-5	14-21-4-2	15-19-4-3
2001-02	41-27-13-1	28-7-5-1	13-20-8-0
2002-03	30-33-13-6	17-15-7-2	13-18-6-4
2003-04	20-43-11-8	13-17-6-5	7-26-5-3
2004-05	NHL SEASON	SEASON	LOCKOUT
2005-06	26-43-13	16-19-6	10-24-7
2006-07	31-42-9	17-20-4	14-22-5
2007-08	40-34-8	23-16-2	17-18-6
2008-09	46-24-12	24-9-8	22-15-4
2009-10	52-22-8	29-8-4	23-14-4
2010-11	44-29-9	24-17-0	20-12-9
2011-12	45-26-11	27-8-6	18-18-5
2012-13	36-7-5	18-3-3	18-4-2
2013-14	46-21-15	27-7-7	19-4-8
2014-15	48-28-6	24-12-5	24-16-1
<b>TOTALS</b>	<b>1,510-1,328-380-118</b>	<b>882-543-187-56</b>	<b>628-785-193-62</b>

Games could not result in a tie after the 2003-04 Season

NEW YORK ISLANDERS SEASON-BY-SEASON RECORD VS. CHICAGO (SINCE 1972-73)

SEASON	OVERALL, W-L-T-OTL	HOME, W-L-T-OTL	ROAD, W-L-T-OTL
1972-73	0-4-1	0-2-1	0-2-0
1973-74	1-2-2	0-1-1	1-1-1
1974-75	1-1-3	1-0-1	0-1-2
1975-76	3-1-1	2-0-1	1-1-0
1976-77	3-1-1	1-0-1	2-1-0
1977-78	2-1-2	1-0-2	1-1-0
1978-79	3-2-0	2-0-0	1-2-0
1979-80	2-1-1	1-0-1	1-1-0
1980-81	4-0-0	2-0-0	2-0-0
1981-82	3-0-0	2-0-0	1-0-0
1982-83	1-1-1	1-0-0	0-1-1
1983-84	3-0-0	2-0-0	1-0-0
1984-85	3-0-0	1-0-0	2-0-0
1985-86	0-2-1	0-1-1	0-1-0
1986-87	1-2-0	0-1-0	1-1-0
1987-88	0-1-2	0-0-2	0-1-0
1988-89	0-3-0	0-1-0	0-2-0
1989-90	1-2-0	0-2-0	1-0-0
1990-91	1-2-0	0-1-0	1-1-0
1991-92	0-2-1	0-1-0	0-1-1
1992-93	0-2-0	0-1-0	0-1-0
1993-94	0-1-1	0-0-1	0-1-0
1994-95	---	---	---
1995-96	0-1-1	0-0-1	0-1-0
1996-97	1-1-0	1-0-0	0-1-0
1997-98	0-2-0	0-1-0	0-1-0
1998-99	0-1-1	0-0-1	0-1-0
1999-00	0-1-1-0	0-0-1-0	0-1-0-0
2000-01	0-1-0-0	0-1-0-0	---
2001-02	0-1-0-0	---	0-1-0-0
2002-03	1-1-0-0	0-1-0-0	1-0-0-0
2003-04	1-0-0-0	1-0-0-0	0-0-0-0
2004-05	NHL SEASON	SEASON	LOCKOUT
2005-06	1-0-0	---	1-0-0
2006-07	1-0-0	1-0-0	---
2007-08	---	---	---
2008-09	1-0-0	---	1-0-0
2009-10	1-0-0	1-0-0	---
2010-11	0-1-0	---	0-1-0
2011-12	0-0-2	0-0-1	0-0-1
2012-13	---	---	---
2013-14	1-1-0	1-0-0	0-1-0
2014-15	1-1-0	1-0-0	0-1-0
<b>TOTALS</b>	<b>41-43-20-2</b>	<b>22-14-15-1</b>	<b>19-29-5-1</b>

OPPONENTS

IN THE PAST

STANLEY CUP PLAYOFFS

MEDIA INFORMATION



PATRICK ROY



GABRIEL LANDESKOG

**ALL-TIME:** 36-35-4-2  
**LAST REG. WIN:** 11/11/14, NYI 6 vs. COL 0  
**LAST REG. LOSS:** 10/30/14, NYI 0 at COL 5

**OVERTIME RECORD:** (W-L-T): 4-3-2  
**LAST OT DECISION:** 1/10/14, NYI 2 at COL 1  
**SHOOTOUT RECORD:** 0-0  
**LAST SHOOTOUT:** No shootouts in team history

Records are based on W-L-T-OT

**2015-16 MEETINGS**

Mon. Nov. 30, 2015	Islanders vs. Avalanche	7:00 PM
Thu. Dec. 17, 2015	Islanders at Avalanche	9:00 PM

**2014-15 SERIES 1-1-0**

HOME:	SCORE:	GOALTENDERS:
11/11/14	NYI 6 COL 0	Halak/Varlamov
ROAD:	SCORE:	GOALTENDERS:
10/30/14	NYI 0 COL 5	Johnson/Varlamov

**ALL-TIME FRANCHISE RECORDS**

**NEW YORK ISLANDERS HAT TRICKS (3):**

PLAYER	DATE	LOCATION
Butch Goring	3/30/80	at QUE
Anders Kallur	11/30/80	at QUE
Derek King (4)	12/31/90	vs. QUE

**NEW YORK ISLANDERS SHUTOUTS (3)**

PLAYER	DATE	LOCATION
Bill Smith	2/9/80	vs. QUE
Kelly Hrudey	3/6/88	at QUE
Jaroslav Halak	11/11/14	vs. COL

**NEW YORK ISLANDERS PENALTY SHOTS (1):**

PLAYER/GOALIE	DATE	OUTCOME
Tom Chorske/Patrick Roy	3/7/98	Scored

**CLUB INFORMATION**

Founded: . . . . . 1972 (Quebec-WHA), 1979 (NHL), 1995 (Colorado)  
 Home Arena: . . . . . Pepsi Center (18,007)  
 Address: . . . . . 1000 Chopper Circle, Denver, CO 80204  
 Phone: . . . . . 303-405-1100  
 Fax: . . . . . 303-893-0614  
 Web Site: . . . . . www.coloradoavalanche.com  
 Stanley Cups: . . . . . 2 (1996, 2001)  
 Owner: . . . . . E. Stanley Kroenke  
 President & Governor: . . . . . Josh Koenke  
 Executive Vice President/General Manager/Alternate Governor: . . . . . Joe Sakic  
 Head Coach: . . . . . Patrick Roy  
 Assistant Coaches: . . . . . Tim Army, Dave Farrish  
 Sr. VP, Communications & Business Operations: . . . . . Jean Martineau  
 Executive Director of Media Services: . . . . . Brendan McNicholas  
 2014-15 Record: . . . . . 39-31-12 (90 Points)  
 2014-15 Finish: . . . . . 7th in Central, 11th in Western Conference, 21st in NHL  
 2015 Playoffs: . . . . . Did not qualify

**BROADCAST TEAMS**

Television Play-by-Play: . . . . . Michael Haynes  
 Television Color Analyst: . . . . . Peter McNab  
 Radio Play-by-Play/Analyst: . . . . . Marc Moser

**COLORADO AVALANCHE HAT TRICKS (6):**

PLAYER	DATE	LOCATION
Real Cloutier	3/30/80	at QUE
Marc Tardif	1/31/81	at QUE
Dale Hunter	10/4/83	at QUE
Joe Sakic	10/22/88	vs. QUE
Peter Stastny	11/9/89	vs. QUE
Claude Lemieux	11/28/95	vs. COL

**COLORADO AVALANCHE SHUTOUTS (2)**

PLAYER	DATE	LOCATION
Patrick Roy	11/16/01	at COL
Semyon Varlamov	10/30/14	at COL

**COLORADO AVALANCHE PENALTY SHOTS (0):**

PLAYER/GOALIE	DATE	OUTCOME
---------------	------	---------

# NEW YORK ISLANDERS VS COLORADO AVALANCHE

## SEASON-BY-SEASON RECORD VS. NHL (SINCE 1979-80)

SEASON	OVERALL, W-L-T-OTL	HOME, W-L-T-OTL	ROAD, W-L-T-OTL
1979-80	25-44-11	17-16-7	8-28-4
1980-81	30-32-18	18-11-11	12-21-7
1981-82	33-31-16	24-13-3	9-18-13
1982-83	34-34-12	23-10-7	11-24-5
1983-84	42-28-10	24-11-5	18-17-5
1984-85	41-30-9	24-12-4	17-18-5
1985-86	43-31-6	23-13-4	20-18-2
1986-87	31-39-10	20-13-7	11-26-3
1987-88	32-43-5	15-23-2	17-20-3
1988-89	27-46-7	16-20-4	11-26-3
1989-90	12-61-7	8-26-6	4-35-1
1990-91	16-50-14	9-23-8	7-27-6
1991-92	20-48-12	18-19-3	2-29-9
1992-93	47-27-10	23-17-2	24-10-8
1993-94	34-42-8	19-17-6	15-25-2
1994-95	30-13-5	19-1-4	11-12-1
1995-96	47-25-10	24-10-7	23-15-3
1996-97	49-24-9	26-10-5	23-14-4
1997-98	39-26-17	21-10-10	18-16-7
1998-99	44-28-10	21-14-6	23-14-4
1999-00	42-28-11-1	25-12-4-0	17-16-7-1
2000-01	52-16-10-4	28-6-5-2	24-10-5-2
2001-02	45-28-8-1	24-12-4-1	21-16-4-0
2002-03	42-19-13-8	21-9-8-3	21-10-5-5
2003-04	40-22-13-7	19-14-6-2	21-8-7-5
2004-05	NHL	SEASON	LOCKOUT
2005-06	43-30-9	25-10-6	18-20-3
2006-07	44-31-7	22-16-3	22-15-4
2007-08	44-31-7	27-12-2	17-19-5
2008-09	32-45-5	18-21-2	14-24-3
2009-10	43-30-9	24-14-3	19-16-6
2010-11	30-44-8	16-21-4	14-23-4
2011-12	41-35-6	22-17-2	19-18-4
2012-13	16-25-7	12-9-3	4-16-4
2013-14	52-22-8	26-11-4	26-11-4
2014-15	39-31-12	23-15-3	16-16-9
<b>TOTALS</b>	<b>1,281-1,139-261-99</b>	<b>724-488-138-40</b>	<b>557-651-123-59</b>

Games could not result in a tie after the 2003-04 Season

## NEW YORK ISLANDERS SEASON-BY-SEASON RECORD VS. COLORADO (SINCE 1979-80)


SEASON	OVERALL, W-L-T-OTL	HOME, W-L-T-OTL	ROAD, W-L-T-OTL
1979-80	4-0-0	2-0-0	2-0-0
1980-81	3-1-0	2-0-0	1-1-0
1981-82	1-1-1	1-0-1	0-1-0
1982-83	1-1-1	1-0-0	0-1-1
1983-84	1-2-0	1-1-0	0-1-0
1984-85	0-3-0	0-1-0	0-2-0
1985-86	1-2-0	1-1-0	0-1-0
1986-87	2-1-0	0-1-0	2-0-0
1987-88	2-1-0	1-1-0	1-0-0
1988-89	2-1-0	1-0-0	1-1-0
1989-90	1-2-0	1-1-0	0-1-0
1990-91	3-0-0	1-0-0	2-0-0
1991-92	1-1-1	1-0-0	0-1-1
1992-93	0-3-0	0-1-0	0-2-0
1993-94	2-2-0	1-1-0	1-1-0
1994-95	1-2-0	1-1-0	0-1-0
1995-96	0-2-0	0-1-0	0-1-0
1996-97	0-2-0	0-1-0	0-1-0
1997-98	0-2-0	0-1-0	0-1-0
1998-99	0-2-0	0-1-0	0-1-0
1999-00	2-0-0-0	1-0-0-0	1-0-0-0
2000-01	0-1-0-0	---	0-1-0-0
2001-02	1-1-0-0	1-0-0-0	0-1-0-0
2002-03	1-0-0-0	1-0-0-0	---
2003-04	0-0-1-0	---	0-0-1-0
2004-05	NHL	SEASON	LOCKOUT
2005-06	1-0-0	1-0-0	---
2006-07	---	---	---
2007-08	0-0-1	---	0-0-1
2008-09	1-0-0	1-0-0	---
2009-10	1-0-0	---	1-0-0
2010-11	2-0-0	1-0-0	1-0-0
2011-12	0-0-1	---	0-0-1
2012-13	---	---	---
2013-14	1-1-0	0-1-0	1-0-0
2014-15	1-1-0	1-0-0	0-1-0
<b>TOTALS</b>	<b>36-35-4-2</b>	<b>22-14-1-0</b>	<b>14-21-3-2</b>

OPPONENTS

IN THE PAST

STANLEY CUP PLAYOFFS

MEDIA INFORMATION



TODD RICHARDS



NICK FOLIGNO

**ALL-TIME:** 7-9-1-5  
**LAST REG. WIN:** 2/14/15, NYI 6 vs. CBJ 3  
**LAST REG. LOSS:** 4/6/14, NYI 0 at CBJ 4

**OVERTIME RECORD:** (W-L-T): 2-1-1  
**LAST OT DECISION:** 11/24/10, NYI 3 vs. CBJ 4  
**SHOOTOUT RECORD:** 1-4  
**LAST SHOOTOUT:** 4/11/15, NYI 4 vs. CBJ 5

Records are based on W-L-T-OT

**2015-16 MEETINGS**

Tue. Oct. 20, 2015	Islanders at Blue Jackets	7:00 PM
Sat. Dec. 12, 2015	Islanders at Blue Jackets	7:00 PM
Tue. Jan. 12, 2016	Islanders vs. Blue Jackets	7:00 PM
Tue. Feb. 9, 2016	Islanders at Blue Jackets	7:00 PM
Thu. Mar. 31, 2016	Islanders vs. Blue Jackets	7:00 PM

**2014-15 SERIES 2-0-2**

<b>HOME:</b>	<b>SCORE:</b>	<b>GOALTENDERS:</b>
2/14/15	NYI 6 CBJ 3	.Halak/Forsberg
4/11/15	NYI 4 CBJ 5 (SO)	.Halak/McElhinney
<b>ROAD:</b>	<b>SCORE:</b>	<b>GOALTENDERS:</b>
1/10/15	NYI 5 CBJ 2	.Johnson/Bobrovsky
4/2/15	NYI 3 CBJ 4 (SO)	.Halak/Bobrovsky

**ALL-TIME FRANCHISE RECORDS**

**NEW YORK ISLANDERS HAT TRICKS (0):**

PLAYER	DATE	LOCATION
--------	------	----------

**NEW YORK ISLANDERS SHUTOUTS (2)**

PLAYER	DATE	LOCATION
--------	------	----------

Rick DiPietro	12/23/06	vs. CBJ
Evgeni Nabokov	3/23/14	vs. CBJ

**NEW YORK ISLANDERS PENALTY SHOTS (0):**

PLAYER/GOALIE	DATE	OUTCOME
---------------	------	---------

**CLUB INFORMATION**

Founded: . . . . . 2000  
 Home Arena: . . . . . Nationwide Arena (18,500)  
 Address: . . . . . 200 W. Nationwide Blvd, Columbus, OH 43215  
 Phone: . . . . . 614-246-4625  
 Fax: . . . . . 614-246-4007  
 Web Site: . . . . . www.bluejackets.com  
 Stanley Cups: . . . . . none  
 Owner/Governor: . . . . . John P. McConnell  
 President/Alternate Governor: . . . . . Mike Priest  
 President, Hockey Operations: . . . . . John Davidson  
 General Manager: . . . . . Jarmo Kekalainen  
 Head Coach: . . . . . Todd Richards  
 Associate Coach: . . . . . Craig Hartsburg  
 Assistant Coaches: . . . . . Brad Larsen, Kenny McCudden  
 Director of Communications: . . . . . Karen Davis  
 Manager of Communications: . . . . . Glenn Oderbalski  
 2014-15 Record: . . . . . 42-35-5 (89 Points)  
 2014-15 Finish: . . . . . 5th in Metropolitan, 11th in Eastern Conference, 23rd in NHL  
 2015 Playoffs: . . . . . Did not qualify

**BROADCAST TEAMS**

Television Play-by-Play: . . . . . Jeff Rimer  
 Television Color Analyst: . . . . . Jody Shelley  
 Radio Play-by-Play: . . . . . Bob McElligott

**COLUMBUS BLUE JACKETS HAT TRICKS (0):**

PLAYER	DATE	LOCATION
--------	------	----------

**COLUMBUS BLUE JACKETS SHUTOUTS (1):**

PLAYER/GOALIE	DATE	LOCATION
---------------	------	----------

Sergei Bobrovsky	4/6/14	at CBJ
------------------	--------	--------

**COLUMBUS BLUE JACKETS PENALTY SHOTS (0):**

PLAYER/GOALIE	DATE	OUTCOME
---------------	------	---------

# NEW YORK ISLANDERS VS COLUMBUS BLUE JACKETS

## SEASON-BY-SEASON RECORD VS. NHL (SINCE 2000-01)

SEASON	OVERALL, W-L-T-OTL	HOME, W-L-T-OTL	ROAD, W-L-T-OTL
2000-01	28-39-9-6	19-15-4-3	9-24-5-3
2001-02	22-47-8-5	14-18-5-4	8-29-3-1
2002-03	29-42-8-3	20-14-5-2	9-28-3-1
2003-04	25-45-8-4	17-18-4-2	8-27-4-2
2004-05	NHL	SEASON	LOCKOUT
2005-06	35-43-4	23-18-0	12-25-4
2006-07	33-42-7	18-19-4	15-23-3
2007-08	34-36-12	20-14-7	14-22-5
2008-09	41-31-10	25-13-3	16-18-7
2009-10	32-35-15	20-12-9	12-23-6
2010-11	34-35-13	17-19-5	17-16-8
2011-12	29-46-7	17-21-3	12-25-4
2012-13	24-17-7	14-5-5	10-12-2
2013-14	43-32-7	22-15-4	21-17-3
2014-15	42-35-5	19-20-2	23-15-3
<b>TOTALS</b>	<b>451-525-33-105</b>	<b>265-221-18-53</b>	<b>186-304-15-52</b>

Games could not result in a tie after the 2003-04 Season

## NEW YORK ISLANDERS SEASON-BY-SEASON RECORD VS. COLUMBUS (SINCE 2000-01)

SEASON	OVERALL, W-L-T-OTL	HOME, W-L-T-OTL	ROAD, W-L-T-OTL
2000-01	0-1-1-0	0-1-0-0	0-0-1-0
2001-02	0-1-0-0	0-0-0-0	0-1-0-0
2002-03	0-2-0-0	0-1-0-0	0-1-0-0
2003-04	0-1-0-0	0-0-0-0	0-1-0-0
2004-05	NHL	SEASON	LOCKOUT
2005-06	0-0-1	0-0-1	0-0-1
2006-07	1-0-0	1-0-0	---
2007-08	---	---	---
2008-09	1-1-0	1-0-0	0-1-0
2009-10	2-0-0	1-0-0	1-0-0
2010-11	0-0-1	0-0-1	---
2011-12	0-1-0	---	0-1-0
2012-13	---	---	---
2013-14	1-2-1	1-0-1	0-2-0
2014-15	2-0-2	1-0-1	1-0-1
<b>TOTALS</b>	<b>7-9-1-5</b>	<b>5-2-0-3</b>	<b>2-7-1-2</b>


OPPONENTS

IN THE PAST


STANLEY CUP PLAYOFFS

MEDIA INFORMATION





LINDY RUFF



JAMIE BENN

**ALL-TIME:** 52-35-16-3  
**LAST REG. WIN:** 10/25/14, NYI 7 vs. DAL 5  
**LAST REG. LOSS:** 12/15/11, NYI 2 vs. DAL 3

**OVERTIME RECORD:** (W-L-T): 2-3-7  
**LAST OT DECISION:** 3/3/15, NYI 2 vs. DAL 3  
**SHOOTOUT RECORD:** 0-1  
**LAST SHOOTOUT:** 10/9/10, NYI 4 vs. DAL 5

Records are based on W-L-T-OT

**2015-16 MEETINGS**

Sun. Jan. 3, 2016 . . . . . Islanders vs. Stars . . . . . 5:00 PM  
 Sat. Mar. 19, 2016 . . . . . Islanders at Stars . . . . . 8:00 PM

**2014-15 SERIES 1-0-1**

<b>HOME:</b>	<b>SCORE:</b>	<b>GOALTENDERS:</b>
10/25/14 . . . . . NYI 7 DAL 5 . . . . .		Johnson/Lindback
<b>ROAD:</b>	<b>SCORE:</b>	<b>GOALTENDERS:</b>
3/3/15 . . . . . NYI 2 DAL 3 (OT) . . . . .		Halak/Lehtonen

**ALL-TIME FRANCHISE RECORDS**

**NEW YORK ISLANDERS HAT TRICKS (8):**

PLAYER	DATE	LOCATION
Bill Harris . . . . .	4/6/74 . . . . .	vs. MIN
Mike Bossy (4) . . . . .	11/11/80 . . . . .	vs. MIN
Mike Bossy . . . . .	11/27/85 . . . . .	at MIN
Pat LaFontaine . . . . .	1/21/89 . . . . .	vs. MIN
Niklas Andersson . . . . .	2/4/96 . . . . .	vs. DAL
Matt Moulson (4) . . . . .	12/3/11 . . . . .	at DAL
John Tavares . . . . .	1/6/14 . . . . .	vs. DAL
Frans Nielsen . . . . .	10/25/14 . . . . .	vs. DAL

**NEW YORK ISLANDERS SHUTOUTS (3)**

PLAYER	DATE	LOCATION
Billy Smith . . . . .	10/26/74 . . . . .	vs. MIN
Glenn Resch . . . . .	12/9/75 . . . . .	vs. MIN
Rick DiPietro . . . . .	11/15/06 . . . . .	at DAL

**NEW YORK ISLANDERS PENALTY SHOTS (2):**

PLAYER/GOALIE	DATE	OUTCOME
Bryan Trottier/Cesare Maniago . . . . .	1/27/76 vs. MIN . . . . .	Failed
Wendel Clark/Darcy Wakaluk . . . . .	12/21/95 at DAL . . . . .	Failed

**CLUB INFORMATION**

Founded: . . . . . 1967 (Minnesota), 1993 (Dallas)  
 Home Arena: . . . . . American Airlines Center (18,532)  
 Address: . . . . . 2601 Avenue of the Stars, Frisco, TX 75034  
 Phone: . . . . . 214-387-5600  
 Fax: . . . . . 214-387-5610  
 Web Site: . . . . . www.stars.nhl.com  
 Stanley Cups: . . . . . 1999  
 Owner and Governor . . . . . Tom Gaglardi  
 President, CEO and Alternate Governor: . . . . . James R. Lites  
 General Manager: . . . . . Jim Nill  
 Head Coach: . . . . . Lindy Ruff  
 Assistant Coaches . . . . . Curt Fraser, James Patrick  
 Vice President, Communications . . . . . Tom Holy  
 Corporate Communications Coordinator . . . . . Joe Calvillo  
 Media Relations Coordinator: . . . . . Ben Fromstein  
 2014-15 Record: . . . . . 41-31-10 (92 Points)  
 2014-15 Finish: . . . . . 6th in Central, 10th in Western Conference, 19th in NHL  
 2015 Playoffs: . . . . . Did not qualify

**BROADCAST TEAMS**

Television/Radio Play-by-Play: . . . . . Dave Strader  
 Television/Radio Color Analyst: . . . . . Daryl Reaugh

**DALLAS STARS HAT TRICKS (3):**

PLAYER	DATE	LOCATION
Neal Broten . . . . .	11/23/82 . . . . .	vs. MIN
Steve Payne . . . . .	11/23/82 . . . . .	vs. MIN
Dave Gagner . . . . .	1/21/89 . . . . .	vs. MIN

**DALLAS STARS SHUTOUTS (6)**

PLAYER	DATE	LOCATION
Gilles Gilbert . . . . .	11/11/72 . . . . .	at MIN
Cesare Maniago . . . . .	1/16/73 . . . . .	vs. MIN
Cesare Maniago . . . . .	12/26/73 . . . . .	at MIN
Gilles Meloche . . . . .	11/11/82 . . . . .	at MIN
Brian Hayward . . . . .	1/8/91 . . . . .	vs. MIN
Jon Casey . . . . .	11/5/92 . . . . .	at MIN

**DALLAS STARS PENALTY SHOTS (0):**

PLAYER/GOALIE	DATE	OUTCOME
---------------	------	---------

# NEW YORK ISLANDERS VS DALLAS STARS

## SEASON-BY-SEASON RECORD VS. NHL (SINCE 1972-73)

SEASON	OVERALL, W-L-T-OTL	HOME, W-L-T-OTL	ROAD, W-L-T-OTL
1972-73	37-30-11	26-8-5	11-22-6
1973-74	23-38-17	18-15-6	5-23-11
1974-75	23-50-7	17-20-3	6-30-4
1975-76	20-53-7	15-22-3	5-31-4
1976-77	23-39-18	17-14-9	6-25-9
1977-78	18-53-9	12-24-4	6-29-5
1978-79	28-40-12	19-15-6	9-25-6
1979-80	36-28-16	25-8-7	11-20-9
1980-81	35-28-17	23-10-7	12-18-10
1981-82	37-23-20	21-7-12	16-16-8
1982-83	40-24-16	23-6-11	17-18-5
1983-84	39-31-10	22-14-4	17-17-6
1984-85	25-43-12	14-19-7	11-24-5
1985-86	38-33-9	21-15-4	17-18-5
1986-87	30-40-10	17-20-3	13-20-7
1987-88	19-48-13	10-24-6	9-24-7
1988-89	27-37-16	17-15-8	10-22-8
1989-90	36-40-4	26-12-2	10-28-2
1990-91	27-39-14	19-15-6	8-24-8
1991-92	32-42-6	20-16-4	12-26-2
1992-93	36-38-10	18-17-7	18-21-3
1993-94	42-29-13	23-12-7	19-17-6
1994-95	17-23-8	9-10-5	8-13-3
1995-96	26-42-14	14-18-9	12-24-5
1996-97	48-26-8	25-13-3	23-13-5
1997-98	49-22-11	26-8-7	23-14-4
1998-99	51-19-12	29-8-4	22-11-8
1999-00	43-23-10-6	21-11-5-4	22-12-5-2
2000-01	48-24-8-2	26-10-5-0	22-14-3-2
2001-02	36-28-13-5	18-13-6-4	18-15-7-1
2002-03	46-17-15-4	28-5-6-2	18-12-9-2
2003-04	41-26-13-2	26-7-8-0	15-19-5-2
2004-05	NHL SEASON	SEASON	LOCKOUT
2005-06	53-23-6	28-11-2	25-12-4
2006-07	50-25-7	28-11-2	22-14-5
2007-08	45-30-7	23-16-2	22-14-5
2008-09	36-35-11	20-16-5	16-19-6
2009-10	37-31-14	23-11-7	14-20-7
2010-11	42-29-11	22-11-8	20-18-3
2011-12	42-35-5	22-16-3	20-19-2
2012-13	22-22-4	11-11-2	11-11-2
2013-14	40-31-11	23-11-7	17-20-4
2014-15	41-31-10	17-16-8	24-15-2
<b>TOTALS</b>	<b>1,484-1,368-379-105</b>	<b>862-561-189-56</b>	<b>622-807-190-49</b>

Games could not result in a tie after the 2003-04 Season

## NEW YORK ISLANDERS SEASON-BY-SEASON RECORD VS. DALLAS (SINCE 1972-73)

SEASON	OVERALL, W-L-T-OTL	HOME, W-L-T-OTL	ROAD, W-L-T-OTL
1972-73	1-4-0	1-1-0	0-3-0
1973-74	3-1-1	2-0-1	1-1-0
1974-75	4-0-1	2-0-0	2-0-1
1975-76	4-1-0	2-1-0	2-0-0
1976-77	3-1-1	2-1-0	1-0-1
1977-78	4-1-0	2-0-0	2-1-0
1978-79	3-1-0	1-1-0	2-0-0
1979-80	0-2-2	0-1-1	0-1-1
1980-81	2-0-2	0-0-2	2-0-0
1981-82	2-0-1	1-0-0	1-0-1
1982-83	0-2-1	0-1-1	0-1-0
1983-84	2-0-1	0-0-1	2-0-0
1984-85	1-1-1	1-0-1	0-1-0
1985-86	0-2-1	0-1-0	0-1-1
1986-87	3-0-0	2-0-0	1-0-0
1987-88	1-1-1	0-0-1	1-1-0
1988-89	2-1-0	2-0-0	0-1-0
1989-90	1-2-0	0-1-0	1-1-0
1990-91	1-2-0	1-1-0	0-1-0
1991-92	2-0-0	1-0-0	1-0-0
1992-93	1-1-0	1-0-0	0-1-0
1993-94	1-0-1	1-0-0	0-0-1
1994-95	---	---	---
1995-96	1-0-1	1-0-0	0-0-1
1996-97	0-2-0	0-1-0	0-1-0
1997-98	0-2-0	0-1-0	0-1-0
1998-99	0-2-0	0-1-0	0-1-0
1999-00	1-1-0-0	0-1-0-0	1-0-0-0
2000-01	0-2-0-0	0-1-0-0	0-1-0-0
2001-02	2-0-0-0	1-0-0-0	1-0-0-0
2002-03	1-0-0-0	1-0-0-0	---
2003-04	1-0-1-0	1-0-0-0	0-0-1-0
2004-05	NHL SEASON	SEASON	LOCKOUT
2005-06	---	---	---
2006-07	1-0-0	---	1-0-0
2007-08	0-0-1	0-0-1	---
2008-09	0-1-0	0-1-0	---
2009-10	0-1-0	---	0-1-0
2010-11	0-0-1	0-0-1	---
2011-12	1-1-0	0-1-0	1-0-0
2012-13	---	---	---
2013-14	2-0-0	1-0-0	1-0-0
2014-15	1-0-1	1-0-0	0-0-1
<b>TOTALS</b>	<b>52-35-16-3</b>	<b>28-16-8-2</b>	<b>24-19-8-1</b>

OPPONENTS

IN THE PAST

STANLEY CUP PLAYOFFS

MEDIA INFORMATION



JEFF BLASHILL



HENRIK ZETTERBERG

**ALL-TIME:** 49-46-6-2  
**LAST REG. WIN:** 3/29/15, NYI 5 vs. DET 4  
**LAST REG. LOSS:** 1/31/15, NYI 1 at DET 4

**OVERTIME RECORD:** (W-L-T): 4-2-4  
**LAST OT DECISION:** 1/30/07 NYI 3 vs. DET 4  
**SHOOTOUT RECORD:** 1-0  
**LAST SHOOTOUT:** 11/16/13 NYI 5 vs. DET 4

Records are based on W-L-T-OT

**2015-16 MEETINGS**

Mon. Jan. 25, 2016	Islanders vs. Red Wings	7:00 PM
Sat. Feb. 6, 2016	Islanders at Red Wings	2:00 PM
Mon. Feb. 15, 2016	Islanders vs. Red Wings	1:00 PM

**2014-15 SERIES 2-1-0**

HOME:	SCORE:	GOALTENDERS:
3/29/15	NYI 5 DET 4	Halak/Howard
ROAD:	SCORE:	GOALTENDERS:
12/19/14	NYI 2 DET 1	Halak/Mrazek
1/31/15	NYI 1 DET 4	Johnson/Mrazek

**ALL-TIME FRANCHISE RECORDS**

**NEW YORK ISLANDERS HAT TRICKS (6):**

PLAYER	DATE	LOCATION
Jean Potvin	1/22/76	vs. DET
Denis Potvin	2/11/78	vs. DET
Mike Bossy	2/6/82	vs. DET
Clark Gillies	10/17/84	at DET
Brent Sutter	1/2/85	at DET
Ray Ferraro (4)	1/7/92	at DET

**NEW YORK ISLANDERS SHUTOUTS (6)**

PLAYER	DATE	LOCATION
Glenn Resch	1/13/76	vs. DET
Billy Smith	12/17/78	at DET
Billy Smith	1/22/81	at DET
Joey MacDonald	3/27/09	at DET
Dwayne Roloson	1/12/10	vs. DET
Evgeni Nabokov	12/23/13	at DET

**NEW YORK ISLANDERS PENALTY SHOTS (2):**

PLAYER/GOALIE	DATE	OUTCOME
Lorne Henning/Jim Rutherford	2/1/75 at DET	Scored
Clark Gillies/Corrado Micallef	12/8/82 at DET	Failed

**CLUB INFORMATION**

Founded: . . . . . 1926  
 Home Arena: . . . . . Joe Louis Arena (20,066)  
 Address: . . . . . 19 Steve Yzerman Drive, Detroit, MI, 48226  
 Phone: . . . . . 313-471-6606  
 Fax: . . . . . 313-567-0296  
 Web Site: . . . . . www.redwings.nhl.com  
 Stanley Cups: . . . . . 11 (1936, '37, '43, '50, '52, '54, '55, '97, '98, 2002, '08)  
 Owner/Governor: . . . . . Mike Ilitch  
 Owner/Secretary-Treasurer: . . . . . Marian Ilitch  
 Executive VP/General Manager: . . . . . Ken Holland  
 Head Coach: . . . . . Jeff Blashill  
 Assistant Coaches . . . . . Tony Granato, Pat Ferschweiler  
 Director of Communications: . . . . . Todd Beam  
 Communications Coordinator: . . . . . Alex DiFilippo  
 2014-15 Record: . . . . . 43-25-14 (100 Points)  
 2014-15 Finish: . . . . . 3rd in Atlantic, 6th in Eastern Conference, 12th in NHL  
 2015 Playoffs: . . . . . 3-4, Eliminated in Eastern Conference First Round

**BROADCAST TEAMS**

Television Play-by-Play: . . . . . Ken Daniels  
 Television Color Analyst: . . . . . Mickey Redmond  
 Radio Play-by-Play: . . . . . Ken Kal  
 Radio Color Analyst: . . . . . Paul Woods

**DETROIT RED WINGS HAT TRICKS (2):**

PLAYER	DATE	LOCATION
Mickey Redmond	2/24/74	at DET
Dave Barr	2/21/89	vs. DET

**DETROIT RED WINGS SHUTOUTS (9)**

PLAYER	DATE	LOCATION
Roy Edwards	1/6/73	vs. DET
Roy Edwards	1/7/73	at DET
Ed Giacomin	10/22/76	at DET
Corrado Micallef	12/8/82	at DET
Greg Stefan	1/24/84	at DET
Tim Cheveldae	3/7/91	at DET
Chris Osgood	2/21/00	vs. DET
Manny Legace	11/28/03	at DET
Jimmy Howard	11/29/13	vs. DET

**DETROIT RED WINGS PENALTY SHOTS (0):**

PLAYER/GOALIE	DATE	OUTCOME
---------------	------	---------

# NEW YORK ISLANDERS VS DETROIT RED WINGS

## SEASON-BY-SEASON RECORD VS. NHL (SINCE 1972-73)

SEASON	OVERALL, W-L-T-OTL	HOME, W-L-T-OTL	ROAD, W-L-T-OTL
1972-73	.37-29-12	.22-12-5	.15-17-7
1973-74	.29-39-10	.21-12-6	.8-27-4
1974-75	.23-45-12	.17-17-6	.6-28-6
1975-76	.26-44-10	.17-15-8	.9-29-2
1976-77	.16-55-9	.12-22-6	.4-33-3
1977-78	.32-34-14	.22-11-7	.10-23-7
1978-79	.23-41-16	.15-17-8	.8-24-8
1979-80	.26-43-11	.14-21-5	.12-22-6
1980-81	.19-43-18	.16-15-9	.3-28-9
1981-82	.21-47-12	.15-19-6	.6-28-6
1982-83	.21-44-15	.14-19-7	.7-25-8
1983-84	.31-42-7	.18-20-2	.13-22-5
1984-85	.27-41-12	.19-14-7	.8-27-5
1985-86	.17-57-6	.10-26-4	.7-31-2
1986-87	.34-36-10	.20-14-6	.14-22-4
1987-88	.41-28-11	.24-10-6	.17-18-5
1988-89	.34-34-12	.20-14-6	.14-20-6
1989-90	.28-38-14	.20-14-6	.8-24-8
1990-91	.34-38-8	.26-14-0	.8-24-8
1991-92	.43-25-12	.24-12-4	.19-13-8
1992-93	.47-28-9	.25-14-3	.22-14-6
1993-94	.46-30-8	.23-13-6	.23-17-2
1994-95	.33-11-4	.17-4-3	.16-7-1
1995-96	.62-13-7	.36-3-2	.26-10-5
1996-97	.38-26-18	.20-12-9	.18-14-9
1997-98	.44-23-15	.25-8-8	.19-15-7
1998-99	.43-32-7	.27-12-2	.16-20-5
1999-00	.48-22-10-2	.28-9-3-1	.20-13-7-1
2000-01	.49-20-9-4	.27-9-3-2	.22-11-6-2
2001-02	.51-17-10-4	.28-7-5-1	.23-10-5-3
2002-03	.48-20-10-4	.28-6-5-2	.20-14-5-2
2003-04	.48-21-11-2	.30-7-4-0	.18-14-7-2
2004-05	NHL	SEASON	LOCKOUT
2005-06	.58-16-8	.27-9-5	.31-7-3
2006-07	.50-19-13	.29-4-8	.21-15-5
2007-08	.54-21-7	.29-9-3	.25-12-4
2008-09	.51-21-10	.27-9-5	.24-12-5
2009-10	.44-24-14	.25-10-6	.19-14-8
2010-11	.47-25-10	.21-14-6	.26-11-4
2011-12	.48-28-6	.31-7-3	.17-21-3
2012-13	.24-16-8	.13-7-4	.11-9-4
2013-14	.39-28-15	.18-13-10	.21-15-5
2014-15	.43-25-14	.22-10-9	.21-15-5
<b>TOTALS</b>	<b>1,577-1,289-349-121</b>	<b>922-514-167-65</b>	<b>655-775-182-56</b>

Games could not result in a tie after the 2003-04 Season

## NEW YORK ISLANDERS SEASON-BY-SEASON RECORD VS. DETROIT (SINCE 1972-73)


SEASON	OVERALL, W-L-T-OTL	HOME, W-L-T-OTL	ROAD, W-L-T-OTL
1972-73	1-4-0	1-2-0	0-2-0
1973-74	1-4-0	1-1-0	0-3-0
1974-75	2-2-0	1-1-0	1-1-0
1975-76	3-1-0	2-0-0	1-1-0
1976-77	2-2-0	1-1-0	1-1-0
1977-78	4-0-0	2-0-0	2-0-0
1978-79	3-0-1	2-0-0	1-0-1
1979-80	1-3-0	0-2-0	1-1-0
1980-81	4-0-0	2-0-0	2-0-0
1981-82	3-0-0	2-0-0	1-0-0
1982-83	0-2-1	0-1-0	0-1-1
1983-84	1-2-0	1-1-0	0-1-0
1984-85	2-1-0	0-1-0	2-0-0
1985-86	3-0-0	2-0-0	1-0-0
1986-87	2-1-0	1-0-0	1-1-0
1987-88	1-2-0	1-1-0	0-1-0
1988-89	0-3-0	0-1-0	0-2-0
1989-90	1-1-1	1-0-1	0-1-0
1990-91	0-2-1	0-0-1	0-2-0
1991-92	2-1-0	1-1-0	1-0-0
1992-93	1-1-0	1-0-0	0-1-0
1993-94	1-1-0	0-1-0	1-0-0
1994-95	---	---	---
1995-96	0-2-0	0-1-0	0-1-0
1996-97	0-2-0	0-1-0	0-1-0
1997-98	1-0-1	0-0-1	1-0-0
1998-99	1-1-0	1-0-0	0-1-0
1999-00	0-2-0-0	0-1-0-0	0-1-0-0
2000-01	0-1-0-0	0-1-0-0	---
2001-02	0-1-0-1	0-0-0-1	0-1-0-0
2002-03	0-1-1-0	0-0-1-0	0-1-0-0
2003-04	0-1-0-0	---	0-1-0-0
2004-05	NHL	SEASON	LOCKOUT
2005-06	1-0-0	---	1-0-0
2006-07	0-0-1	0-0-1	---
2007-08	---	---	---
2008-09	1-0-0	---	1-0-0
2009-10	1-0-0	1-0-0	---
2010-11	1-0-0	---	1-0-0
2011-12	1-0-0	1-0-0	---
2012-13	---	---	---
2013-14	2-1-0	1-1-0	1-0-0
2014-15	2-1-0	1-0-0	1-1-0
<b>TOTALS</b>	<b>49-46-6-2</b>	<b>27-19-4-2</b>	<b>22-27-2-0</b>

OPPONENTS


IN THE PAST

STANLEY CUP PLAYOFFS

MEDIA INFORMATION



TODD MCLELLAN



ANDREW FERENCE

**ALL-TIME:** 28-27-14-1  
**LAST REG. WIN:** 2/10/15, NYI 3 vs. EDM 2  
**LAST REG. LOSS:** 1/4/15, NYI 2 at EDM 5

**OVERTIME RECORD:** (W-L-T):0-2-10  
**LAST OT DECISION:** 3/6/14 NYI 2 at EDM 3  
**SHOOTOUT RECORD:** 1-0  
**LAST SHOOTOUT:**12/10/05, NYI 3 vs EDM 2

Records are based on W-L-P \* P stands for games in which the Islanders earned a point via a tie, overtime loss or shootout loss

**2015-16 MEETINGS**

Sun. Feb. 7, 2016 . . . . . Islanders vs. Oilers . . . . . 2:30 PM  
 Sun. Feb. 28, 2016 . . . . . Islanders at Oilers . . . . . 9:30 PM

**2014-15 SERIES 1-1-0**

<b>HOME:</b>	<b>SCORE:</b>	<b>GOALTENDERS:</b>
2/10/15 . . . . .	NYI 3 EDM 2 . . . . .	Halak/Fasth . . . . .
<b>ROAD:</b>	<b>SCORE:</b>	<b>GOALTENDERS:</b>
1/4/15 . . . . .	NYI 2 EDM 5 . . . . .	Halak/Scrivens . . . . .

**ALL-TIME FRANCHISE RECORDS**

**NEW YORK ISLANDERS HAT TRICKS (4):**

PLAYER	DATE	LOCATION
Mike Bossy . . . . .	3/4/80 . . . . .	vs. EDM
Mike Bossy (4) . . . . .	3/3/81 . . . . .	vs. EDM
Butch Goring (4) . . . . .	12/13/83 . . . . .	vs. EDM
Pierre Turgeon . . . . .	11/22/92 . . . . .	at EDM

**NEW YORK ISLANDERS SHUTOUTS (2)**

PLAYER	DATE	LOCATION
Bill Smith . . . . .	3/12/81 . . . . .	at EDM
Tommy Soderstrom . . . . .	2/25/96 . . . . .	vs. EDM

**NEW YORK ISLANDERS PENALTY SHOTS (1):**

PLAYER/GOALIE	DATE	OUTCOME
Benoit Hogue/Ron Tugnutt . . . . .	2/16/93 vs. EDM . . . . .	Scored

**CLUB INFORMATION**

Founded: . . . . . 1972 (WHA), 1979 (NHL)  
 Home Arena: . . . . . Rexall Place (16,839)  
 Address: . . . . . 7424 118 Ave, Edmonton, AB T5B 4M9  
 Phone: . . . . . 780-414-4000  
 Fax: . . . . . 780-409-5890  
 Web Site: . . . . . www.oilers.nhl.com  
 Stanley Cups: . . . . . 5 (1984, '85, '87, '88, '90)  
 Owner & Governor: . . . . . Daryl A. Katz  
 President of Hockey Operations & General Manager . . . . . Peter Chiarelli  
 Vice Chair OEG/Alternate Governor: . . . . . Kevin Lowe  
 Head Coach: . . . . . Todd McLellan  
 Sr. Vice President, Hockey Operations: . . . . . Craig MacTavish  
 Assistant Coaches . . . . . Jay Woodcroft, Jim Johnson, Ian Herbers  
 Director, Communications and Media Relations: . . . . . J.J. Hebert  
 Manager, Communications/Team Services . . . . . Patrick Garland  
 2014-15 Record: . . . . . 24-44-14 (62 Points)  
 2014-15 Finish: . . . . . 6th in Pacific, 13th in Western Conference, 28th in NHL  
 2014 Playoffs: . . . . . Did not qualify

**BROADCAST TEAMS**

Television Play-by-Play: . . . . . Kevin Quinn  
 Television Color Analyst: . . . . . Drew Remenda  
 Radio Play-by-Play: . . . . . Jack Michaels  
 Radio Color Analyst: . . . . . Bob Stauffer

**EDMONTON OILERS HAT TRICKS (2):**

PLAYER	DATE	LOCATION
Jari Kurri . . . . .	12/5/84 . . . . .	at EDM
Normand Lacombe . . . . .	11/25/89 . . . . .	vs. EDM

**EDMONTON OILERS SHUTOUTS (2)**

PLAYER	DATE	LOCATION
Curtis Joseph . . . . .	1/31/97 . . . . .	at EDM
Mathieu Garon . . . . .	1/7/08 . . . . .	at EDM

**EDMONTON OILERS PENALTY SHOTS (0):**

PLAYER/GOALIE	DATE	OUTCOME
---------------	------	---------

# NEW YORK ISLANDERS VS EDMONTON OILERS

## SEASON-BY-SEASON RECORD VS. NHL (SINCE 1979-80)

SEASON	OVERALL, W-L-T-OTL	HOME, W-L-T-OTL	ROAD, W-L-T-OTL
1979-80	.28-39-13	17-14-9	11-25-4
1980-81	.29-35-16	17-13-10	12-22-6
1981-82	.48-17-15	31-5-4	17-12-11
1982-83	.47-21-12	25-9-6	22-12-6
1983-84	.57-18-5	31-5-4	26-13-1
1984-85	.49-20-11	26-7-7	23-13-4
1985-86	.56-17-7	32-6-2	24-11-5
1986-87	.50-24-6	29-6-5	21-18-1
1987-88	.44-25-11	28-8-4	16-17-7
1988-89	.38-34-8	21-16-3	17-18-5
1989-90	.38-28-14	23-11-6	15-17-8
1990-91	.37-37-6	22-15-3	15-22-3
1991-92	.36-34-10	22-13-5	14-21-5
1992-93	.26-50-8	16-21-5	10-29-3
1993-94	.25-45-14	17-22-3	8-23-11
1994-95	.17-27-4	11-12-1	6-15-3
1995-96	.30-44-8	15-21-5	15-23-3
1996-97	.36-37-9	21-16-4	15-21-5
1997-98	.35-37-10	20-16-5	15-21-5
1998-99	.33-37-12	17-19-5	16-18-7
1999-00	.32-26-16-8	18-11-9-3	14-15-7-5
2000-01	.39-28-12-3	23-9-7-2	16-19-5-1
2001-02	.38-28-12-4	23-14-4-0	15-14-8-4
2002-03	.36-26-11-9	20-12-5-4	16-14-6-5
2003-04	.36-29-12-5	22-12-4-3	14-17-8-2
2004-05	NHL	SEASON	LOCKOUT
2005-06	.41-28-13	20-15-6	21-13-7
2006-07	.32-43-7	19-19-3	13-24-4
2007-08	.41-35-6	23-17-1	18-18-5
2008-09	.38-35-9	18-17-6	20-18-3
2009-10	.27-47-8	18-19-4	9-28-4
2010-11	.25-45-12	13-22-6	12-23-6
2011-12	.32-40-10	18-17-6	14-23-4
2012-13	.19-22-7	9-11-4	10-11-3
2013-14	.29-44-9	16-22-3	13-22-6
2014-15	.24-44-14	15-23-3	9-21-11
<b>TOTALS</b>	<b>1,248-1,146-262-124</b>	<b>716-495-125-54</b>	<b>532-651-137-70</b>

Games could not result in a tie after the 2003-04 Season

## NEW YORK ISLANDERS SEASON-BY-SEASON RECORD VS. EDMONTON (SINCE 1979-80)

SEASON	OVERALL, W-L-T-OTL	HOME, W-L-T-OTL	ROAD, W-L-T-OTL
1979-80	1-2-1	1-0-1	0-2-0
1980-81	2-0-2	0-0-2	2-0-0
1981-82	1-1-1	1-0-1	0-1-0
1982-83	3-0-0	1-0-0	2-0-0
1983-84	3-0-0	2-0-0	1-0-0
1984-85	0-2-1	0-1-0	0-1-1
1985-86	0-1-2	0-0-2	0-1-0
1986-87	0-2-1	0-1-0	0-1-1
1987-88	2-1-0	2-0-0	0-1-0
1988-89	1-2-0	1-0-0	0-2-0
1989-90	0-1-2	0-1-1	0-0-1
1990-91	0-3-0	0-1-0	0-2-0
1991-92	0-3-0	0-1-0	0-2-0
1992-93	2-0-1	2-0-0	0-0-1
1993-94	0-1-1	0-0-1	0-1-0
1994-95	---	---	---
1995-96	1-1-0	1-0-0	0-1-0
1996-97	1-1-0	1-0-0	0-1-0
1997-98	1-0-1	0-0-1	1-0-0
1998-99	0-1-0	0-1-0	---
1999-00	0-1-1-0	0-1-0-0	0-0-1-0
2000-01	1-0-0-0	---	1-0-0-0
2001-02	1-0-0-0	1-0-0-0	---
2002-03	2-0-0-0	1-0-0-0	1-0-0-0
2003-04	1-0-0-0	1-0-0-0	---
2004-05	NHL	SEASON	LOCKOUT
2005-06	1-0-0	1-0-0	---
2006-07	---	---	---
2007-08	0-1-0	---	0-1-0
2008-09	0-1-0	---	0-1-0
2009-10	1-0-0	1-0-0	---
2010-11	0-1-0	---	0-1-0
2011-12	1-0-0	1-0-0	---
2012-13	---	---	---
2013-14	1-0-1	1-0-0	0-0-1
2014-15	1-1-0	1-0-0	0-1-0
<b>TOTALS</b>	<b>28-27-14-1</b>	<b>20-7-9-0</b>	<b>8-20-5-1</b>

OPPONENTS

IN THE PAST

STANLEY CUP PLAYOFFS

MEDIA INFORMATION



GERARD GALLANT



JONATHAN HUBERDEAU

**ALL-TIME:** 36-40-8-3  
**LAST REG. WIN:** 4/1/14, NYI 4 vs. FLA 2  
**LAST REG. LOSS:** 2/3/15, NYI 2 vs. FLA 4

**OVERTIME RECORD:** (W-L-T): 4-2-8  
**LAST OT DECISION:** 1/3/08, NYI 3 vs. FLA 4  
**SHOOTOUT RECORD:** 6-2  
**LAST SHOOTOUT:** 3/7/15, NYI 3 at FLA 4

Records are based on W-L-T-OT

**2015-16 MEETINGS**

Fri. Nov. 27, 2015	Islanders at Panthers	7:30 PM
Tue. Dec. 15, 2015	Islanders vs. Panthers	7:00 PM
Mon. Mar. 14, 2016	Islanders vs. Panthers	7:00 PM

**2014-15 SERIES 1-1-1**

<b>HOME:</b>	<b>SCORE:</b>	<b>GOALTENDERS</b>
2/3/15	NYI 2 FLA 4	.Halak/Montoya
<b>ROAD:</b>	<b>SCORE:</b>	<b>GOALTENDERS</b>
11/14/14	NYI 4 FLA 3 (SO)	.Halak/Luongo
3/7/15	NYI 3 FLA 4 (SO)	.Neuvirth/Ellis

**ALL-TIME FRANCHISE RECORDS**

**NEW YORK ISLANDERS HAT TRICKS (3):**

PLAYER	DATE	LOCATION
Mariusz Czerkawski	4/9/00	vs. FLA
John Tavares	10/23/10	at FLA
Matt Moulson	2/21/11	vs. FLA

**NEW YORK ISLANDERS SHUTOUTS (4)**

PLAYER	DATE	LOCATION
Tommy Salo	2/15/97	vs. FLA
Wade Flaherty	11/1/00	at FLA
Chris Osgood	10/6/01	at FLA
Evgeni Nabokov	3/24/13	vs. FLA

**NEW YORK ISLANDERS PENALTY SHOTS (4):**

PLAYER/GOALIE	DATE	OUTCOME
Zigmund Palffy/John Vanbiesbrouck	4/14/94	Failed
Claude Lapointe/Mike Vernon	1/12/00	Failed
Mike Peca/Roberto Luongo	11/19/03	Failed
Miroslav Satan/Roberto Luongo	10/10/05	Failed

**CLUB INFORMATION**

Founded: . . . . . 1993  
 Home Arena: . . . . . BB&T Center (17,040)  
 Address: . . . . . One Panther Parkway, Sunrise, FL 33323  
 Phone: . . . . . 954-835-7000  
 Fax: . . . . . 954-835-7700  
 Web Site: . . . . . www.panthers.nhl.com  
 Stanley Cups: . . . . . none  
 Chairman, Owner & Governor: . . . . . Vincent J. Viola  
 Executive Vice President & General Manager: . . . . . Dale Tallon  
 Head Coach: . . . . . Gerard Gallant  
 Assistant Coaches: . . . . . John Madden, Mike Kelly, Mark Morris  
 Director, Communications: . . . . . Justin Copertino  
 Coordinator, Communications & Digital Media: . . . . . Adelyn Biedenbach  
 Coordinator, Communications & Digital Media: . . . . . Amanda Cifu  
 2014-15 Record: . . . . . 38-29-15 (91 Points)  
 2014-15 Finish: . . . . . 6th in Atlantic, 10th in Eastern Conference, 20th in NHL  
 2015 Playoffs: . . . . . Did not qualify

**BROADCAST TEAMS**

Television Play-by-Play: . . . . . Steve Goldstein  
 Television Color Analyst: . . . . . Denis Potvin  
 Radio Broadcaster: . . . . . Doug Plagens

**FLORIDA PANTHERS HAT TRICKS (4):**

PLAYER	DATE	LOCATION
Ray Sheppard	3/21/96	at FLA
Pavel Bure	3/18/00	vs. FLA
Pavel Bure	3/11/01	vs. FLA
Nathan Horton	12/14/09	vs. FLA

**FLORIDA PANTHERS SHUTOUTS (7)**

PLAYER	DATE	LOCATION
Mark Fitzpatrick	11/15/97	vs. FLA
Sean Burke	1/16/99	at FLA
Tomas Vokoun	12/7/07	at FLA
Craig Anderson	3/2/08	vs. FLA
Tomas Vokoun	10/18/08	at FLA
Tomas Vokoun	1/31/10	at FLA
Jose Theodore	10/8/11	vs. FLA

**FLORIDA PANTHERS PENALTY SHOTS (3)**

PLAYER/GOALIE	DATE	OUTCOME
Stephen Weiss/Rick DiPietro	12/7/07 at FLA	Failed
David Booth/Rick DiPietro	3/19/11 at FLA	Failed
Tomas Kopecky/Evgeni Nabokov	10/22/11 at FLA	Failed

# NEW YORK ISLANDERS VS FLORIDA PANTHERS

## SEASON-BY-SEASON RECORD VS. NHL (SINCE 1993-94)

SEASON	OVERALL, W-L-T-OTL	HOME, W-L-T-OTL	ROAD, W-L-T-OTL
1993-94	33-34-17	15-18-9	18-16-8
1994-95	20-22-6	9-12-3	11-10-3
1995-96	41-31-10	25-12-4	16-19-6
1996-97	35-28-19	21-12-8	14-16-11
1997-98	24-43-15	11-24-6	13-19-9
1998-99	30-34-18	17-17-7	13-17-11
1999-00	43-27-6-6	26-9-4-2	17-18-2-4
2000-01	22-38-13-9	12-18-7-4	10-20-6-5
2001-02	22-44-10-6	11-23-3-4	11-21-7-2
2002-03	24-36-13-9	8-21-7-5	16-15-6-4
2003-04	28-35-15-4	16-15-7-3	12-20-8-1
2004-05	NHL	SEASON	LOCKOUT
2005-06	37-34-11	25-11-5	12-23-6
2006-07	35-31-16	23-12-6	12-19-10
2007-08	38-35-9	18-15-8	20-20-1
2008-09	41-30-11	22-12-7	19-18-4
2009-10	32-37-13	16-16-9	16-21-4
2010-11	30-40-12	16-17-8	14-23-4
2011-12	38-26-18	21-9-11	17-17-7
2012-13	15-27-6	8-11-5	7-16-1
2013-14	29-45-8	16-20-5	13-25-3
2014-15	38-29-15	21-13-7	17-16-8
<b>TOTALS</b>	<b>655-706-142-153</b>	<b>357-317-65-89</b>	<b>298-389-77-64</b>

Games could not result in a tie after the 2003-04 Season

## NEW YORK ISLANDERS SEASON-BY-SEASON RECORD VS. FLORIDA (SINCE 1993-94)

SEASON	OVERALL, W-L-T-OTL	HOME, W-L-T-OTL	ROAD, W-L-T-OTL
1993-94	0-5-0	0-3-0	0-2-0
1994-95	3-0-1	1-0-1	2-0-0
1995-96	1-3-1	0-1-1	1-2-0
1996-97	2-3-1	2-1-0	0-2-1
1997-98	1-2-2	1-2-0	0-0-2
1998-99	2-3-0	1-1-0	1-2-0
1999-00	1-3-0-0	1-1-0-0	0-2-0-0
2000-01	3-1-0-0	1-1-0-0	2-0-0-0
2001-02	2-1-1-0	1-1-0-0	1-0-1-0
2002-03	2-0-2-0	2-0-0-0	0-0-2-0
2003-04	3-1-0-0	2-0-0-0	1-1-0-0
2004-05	NHL	SEASON	LOCKOUT
2005-06	2-2-0	1-1-0	1-1-0
2006-07	3-1-0	2-0-0	1-1-0
2007-08	0-3-1	0-1-1	0-2-0
2008-09	2-2-0	2-0-0	0-2-0
2009-10	1-2-1	1-1-0	0-1-1
2010-11	2-2-0	1-1-0	1-1-0
2011-12	1-3-0	0-2-0	1-1-0
2012-13	3-0-0	2-0-0	1-0-0
2013-14	1-2-0	1-1-0	0-1-0
2014-15	1-1-1	0-1-0	1-0-1
<b>TOTALS</b>	<b>36-40-8-3</b>	<b>22-19-2-1</b>	<b>14-21-6-2</b>

OPPONENTS

IN THE PAST


STANLEY CUP PLAYOFFS

MEDIA INFORMATION





DARRYL SUTTER



DUSTIN BROWN

**ALL-TIME:** 44-44-12-1  
**LAST REG. WIN:** 2/19/11, NYI 3 vs. LAK 0  
**LAST REG. LOSS:** 3/26/15, NYI 2 vs. LAK 3

**OVERTIME RECORD:** (W-L-T): 4-2-2  
**LAST OT DECISION:** 2/11/12 NYI 2 vs. LAK 1  
**SHOOTOUT RECORD:** 1-1  
**LAST SHOOTOUT:** 11/6/14, NYI 2 at LAK 1

Records are based on W-L-T-OT

**2015-16 MEETINGS**

Thu. Nov. 12, 2015 . . . . . Islanders at Kings . . . . . 10:30 PM  
 Thu. Feb 11, 2016 . . . . . Islanders vs. Kings . . . . . 7:00 PM

**2014-15 SERIES 1-1-0**

<b>HOME:</b>	<b>SCORE:</b>	<b>GOALTENDERS:</b>
3/26/15 . . . . .	NYI 2 LAK 3 . . . . .	.Halak/Quick
<b>ROAD:</b>	<b>SCORE:</b>	<b>GOALTENDERS:</b>
11/6/14 . . . . .	NYI 2 LAK 1 (SO) . . . . .	.Johnson/Quick

**ALL-TIME FRANCHISE RECORDS**

**NEW YORK ISLANDERS HAT TRICKS (6):**

PLAYER	DATE	LOCATION
Bob Nystrom . . . . .	1/31/74 . . . . .	at LAK
Denis Potvin . . . . .	1/25/75 . . . . .	vs. LAK
Bryan Trottier . . . . .	10/11/75 . . . . .	vs. LAK
John Tonelli . . . . .	1/15/83 . . . . .	vs. LAK
Mike Bossy . . . . .	1/27/83 . . . . .	at LAK
Mike Bossy (4) . . . . .	10/20/84 . . . . .	vs. LAK

**NEW YORK ISLANDERS SHUTOUTS (7)**

PLAYER	DATE	LOCATION
Glenn Resch . . . . .	12/14/74 . . . . .	vs. LAK
Glenn Resch . . . . .	10/11/75 . . . . .	vs. LAK
Bill Smith . . . . .	1/24/76 . . . . .	vs. LAK
Glenn Resch . . . . .	10/18/77 . . . . .	vs. LAK
Ron Hextall . . . . .	10/26/93 . . . . .	vs. LAK
Tommy Salo . . . . .	10/27/98 . . . . .	vs. LAK
Al Montoya . . . . .	2/19/11 . . . . .	vs. LAK

**NEW YORK ISLANDERS PENALTY SHOTS (1):**

PLAYER/GOALIE	DATE	OUTCOME
Bill Harris/Rogie Vachon . . . . .	10/12/72 vs. LAK . . . . .	Failed

**CLUB INFORMATION**

Founded: . . . . . 1967  
 Home Arena: . . . . . STAPLES CENTER (18,118)  
 Address: . . . . . 1111 South Figueroa Street, Suite 3100, Los Angeles, CA 90015  
 Phone: . . . . . 213-742-7100  
 Fax: . . . . . 310-535-4507  
 Web Site: . . . . . www.kings.nhl.com  
 Stanley Cups: . . . . . 2 (2012, '14)  
 Owners: . . . . . Phillip F. Anschutz, Edward P. Roski Jr.  
 President/General Manager & Alternate Governor: . . . . . Dean Lombardi  
 Head Coach: . . . . . Darryl Sutter  
 Associate Head Coach: . . . . . John Stevens  
 Assistant Coach: . . . . . Davis Payne  
 Vice President, Communications & Broadcasting . . . . . Michael Altieri  
 Sr. Director, Communications & Content: . . . . . Jeff Moeller  
 Director, Communications & Media Services: . . . . . Mike Kalinowski  
 2014-15 Record: . . . . . 40-27-15 (95 Points)  
 2014-15 Finish: . . . . . 4th in Pacific, 9th in Western Conference, 18th in NHL  
 2015 Playoffs: . . . . . Did not qualify

**BROADCAST TEAMS**

Television Play-by-Play: . . . . . Bob Miller  
 Television Color Analyst: . . . . . Jim Fox  
 Radio Play-by-Play: . . . . . Nick Nickson  
 Radio Color Analyst: . . . . . Daryl Evans

**LOS ANGELES HAT TRICKS (7):**

PLAYER	DATE	LOCATION
Butch Goring . . . . .	11/4/72 . . . . .	at LAK
Charlie Simmer (4) . . . . .	11/1/80 . . . . .	vs. LAK
Marcel Dionne . . . . .	10/20/81 . . . . .	vs. LAK
John Paul Kelly . . . . .	10/20/81 . . . . .	vs. LAK
Jim Fox . . . . .	10/12/85 . . . . .	at LAK
Luc Robitaille . . . . .	12/9/86 . . . . .	vs. LAK
Wayne Gretzky . . . . .	1/3/91 . . . . .	vs. LAK

**LOS ANGELES KINGS SHUTOUTS (8)**

PLAYER	DATE	LOCATION
Rogie Vachon . . . . .	1/29/77 . . . . .	vs. LAK
Rogie Vachon . . . . .	2/15/77 . . . . .	at LAK
Rogie Vachon . . . . .	10/18/77 . . . . .	vs. LAK
Mario Lessard . . . . .	3/13/82 . . . . .	at LAK
Stephane Fiset . . . . .	10/4/96 . . . . .	at LAK
Felix Potvin . . . . .	1/5/02 . . . . .	vs. LAK
Jonathan Quick . . . . .	3/20/10 . . . . .	at LAK
Martin Jones . . . . .	12/7/13 . . . . .	at LAK

**LOS ANGELES KINGS PENALTY SHOTS (2)**

PLAYER/GOALIE	DATE	OUTCOME
Charlie Simmer/Bill Smith . . . . .	11/24/79 at LAK . . . . .	Failed
Dustin Brown/Dwayne Roloson . . . . .	11/13/10 at LAK . . . . .	Scored

# NEW YORK ISLANDERS VS LOS ANGELES KINGS

## SEASON-BY-SEASON RECORD VS. NHL (SINCE 1972-73)

SEASON	OVERALL, W-L-T-OTL	HOME, W-L-T-OTL	ROAD, W-L-T-OTL
1972-73	31-36-11	21-11-7	10-25-4
1973-74	33-33-12	22-13-4	11-20-8
1974-75	42-17-21	22-7-11	20-10-10
1975-76	38-33-9	22-13-5	16-20-4
1976-77	34-31-15	20-13-7	14-18-8
1977-78	31-34-15	18-16-6	13-18-9
1978-79	34-34-12	20-13-7	14-21-5
1979-80	30-36-14	18-13-9	12-23-5
1980-81	43-24-13	22-11-7	21-13-6
1981-82	24-41-15	19-15-6	5-26-9
1982-83	27-41-12	20-13-7	7-28-5
1983-84	23-44-13	13-19-8	10-25-5
1984-85	34-32-14	20-14-6	14-18-8
1985-86	23-49-8	9-27-4	14-22-4
1986-87	31-41-8	20-17-3	11-24-5
1987-88	30-42-8	19-18-3	11-24-5
1988-89	42-31-7	25-12-3	17-19-4
1989-90	34-39-7	21-16-3	13-23-4
1990-91	46-24-10	26-9-5	20-15-5
1991-92	35-31-14	20-11-9	15-20-5
1992-93	39-35-10	22-15-5	17-20-5
1993-94	27-45-12	18-19-5	9-26-7
1994-95	16-23-9	7-11-6	9-12-3
1995-96	24-40-18	16-16-9	8-24-9
1996-97	28-43-11	18-16-7	10-27-4
1997-98	38-33-11	22-16-3	16-17-8
1998-99	32-45-5	18-20-3	14-25-2
1999-00	39-27-12-4	21-13-5-2	18-14-7-2
2000-01	38-28-13-3	20-12-8-1	18-16-5-2
2001-02	40-27-11-4	22-12-6-1	18-15-5-3
2002-03	33-37-6-6	19-19-2-1	14-18-4-5
2003-04	28-29-16-9	15-16-9-1	13-13-7-8
2004-05	NHL SEASON	SEASON	LOCKOUT
2005-06	42-35-5	26-14-1	16-21-4
2006-07	27-41-14	16-16-9	11-25-5
2007-08	32-43-7	17-21-3	15-22-4
2008-09	34-37-11	18-15-8	16-22-3
2009-10	46-27-9	22-13-6	24-14-3
2010-11	46-30-6	25-13-3	21-17-3
2011-12	40-27-15	22-14-5	18-13-10
2012-13	27-16-5	19-4-1	8-12-4
2013-14	46-28-8	23-14-4	23-14-4
2014-15	40-27-15	25-9-7	15-18-8
<b>TOTALS</b>	<b>1,427-1,416-372-121</b>	<b>828-599-188-53</b>	<b>599-817-184-68</b>

\* Games could not result in a tie after the 2003-04 Season

## NEW YORK ISLANDERS SEASON-BY-SEASON RECORD VS. LOS ANGELES (SINCE 1972-73)

SEASON	OVERALL, W-L-T-OTL	HOME, W-L-T-OTL	ROAD, W-L-T-OTL
1972-73	1-4-0	1-2-0	0-2-0
1973-74	1-3-1	0-1-1	1-2-0
1974-75	1-0-3	1-0-1	0-0-2
1975-76	2-1-1	2-0-0	0-1-1
1976-77	2-2-0	1-1-0	1-1-0
1977-78	2-0-2	1-0-1	1-0-1
1978-79	2-0-2	1-0-1	1-0-1
1979-80	2-1-1	2-0-0	0-1-1
1980-81	2-2-0	1-1-0	1-1-0
1981-82	1-2-0	0-1-0	1-1-0
1982-83	3-0-0	2-0-0	1-0-0
1983-84	2-0-1	1-0-0	1-0-1
1984-85	2-1-0	2-0-0	0-1-0
1985-86	2-1-0	0-1-0	2-0-0
1986-87	1-2-0	1-1-0	0-1-0
1987-88	3-0-0	1-0-0	2-0-0
1988-89	1-2-0	1-1-0	0-1-0
1989-90	2-1-0	1-0-0	1-1-0
1990-91	0-3-0	0-2-0	0-1-0
1991-92	1-1-0	0-1-0	1-0-0
1992-93	0-2-0	0-1-0	0-1-0
1993-94	1-1-0	1-0-0	0-1-0
1994-95	---	---	---
1995-96	1-1-0	1-0-0	0-1-0
1996-97	1-1-0	1-0-0	0-1-0
1997-98	1-1-0	1-0-0	0-1-0
1998-99	2-0-0	1-0-0	1-0-0
1999-00	0-1-0-0	---	0-1-0-0
2000-01	0-2-0-0	0-1-0-0	0-1-0-0
2001-02	1-1-0-0	0-1-0-0	1-0-0-0
2002-03	1-0-0-0	---	1-0-0-0
2003-04	0-0-1-0	0-0-1-0	---
2004-05	NHL SEASON	SEASON	LOCKOUT
2005-06	---	---	---
2006-07	0-1-0	---	0-1-0
2007-08	0-1-0	0-1-0	---
2008-09	0-0-1	0-0-1	---
2009-10	0-2-0	0-1-0	0-1-0
2010-11	1-1-0	1-0-0	0-1-0
2011-12	1-0-0	1-0-0	---
2012-13	---	---	---
2013-14	0-2-0	0-1-0	0-1-0
2014-15	1-1-0	0-1-0	1-0-0
<b>TOTALS</b>	<b>44-44-12-1</b>	<b>26-19-5-1</b>	<b>18-25-7-0</b>

OPPONENTS


IN THE PAST

STANLEY CUP PLAYOFFS

MEDIA INFORMATION



MIKE YEO



MIKKO KOIVU

**ALL-TIME:** 7-9-0-2  
**LAST REG. WIN:** 12/29/13, NYI 5 vs. MIN 4  
**LAST REG. LOSS:** 12/9/14, NYI 4 at MIN 5

**OVERTIME RECORD:** (W-L-T): 0-1-0  
**LAST OT DECISION:** 2/9/08, NYI 3 at MIN 4  
**SHOOTOUT RECORD:** 1-1  
**LAST SHOOTOUT:** 3/24/15, NYI 1 vs. MIN 2

Records are based on W-L-T-OT

**2015-16 MEETINGS**

Tue. Feb. 2, 2016 . . . . . Islanders vs. Wild . . . . . 7:00 PM  
 Tue. Feb. 23, 2016 . . . . . Islanders at Wild . . . . . 8:00 PM

**2014-15 SERIES 0-1-1**

HOME:	SCORE:	GOALTENDERS:
3/24/15 . . . . . NYI 1 MIN 2 (SO)		.Halak/Dubnyk
ROAD:	SCORE:	GOALTENDERS:
12/9/14 . . . . . NYI 4 MIN 5		.Johnson/Backstrom

**ALL-TIME FRANCHISE RECORDS**

**NEW YORK ISLANDERS HAT TRICKS (1):**

PLAYER	DATE	LOCATION
Jason Blake . . . . .	3/19/04 . . . . .	.vs. MIN

**NEW YORK ISLANDERS SHUTOUTS (0)**

PLAYER	DATE	LOCATION
--------	------	----------

**NEW YORK ISLANDERS PENALTY SHOTS (1):**

PLAYER/GOALIE	DATE	OUTCOME
Brad Isbister/Dwayne Roloson . . . . .	2/10/02 at MIN . . . . .	Failed

**CLUB INFORMATION**

Founded: . . . . . 2000  
 Home Arena: . . . . . Xcel Energy Center (18,064)  
 Address: . . . . . 199 W. Kellogg Blvd., St.Paul, MN 55102  
 Phone: . . . . . 651-602-6000  
 Fax: . . . . . 651-222-1055  
 Web Site: . . . . . wild.nhl.com  
 Stanley Cups: . . . . . none  
 Owner: . . . . . Craig Leipold  
 General Manager: . . . . . Chuck Fletcher  
 Head Coach: . . . . . Mike Yeo  
 Assistant Coaches: . . . . . Andrew Brunette, Darby Hendrickson, Darryl Sydor  
 Director, Media Relations and Team Services: . . . . . Aaron Sickman  
 Coordinator, Media Relations: . . . . . Cody Peters  
 2014-15 Record: . . . . . 46-28-8 (100 Points)  
 2014-15 Finish: . . . . . 4th in Central, 6th in Western Conference, 11th in NHL  
 2015 Playoffs: . . . . . 4-6, Eliminated in Western Conference Second Round

**BROADCAST TEAMS**

Television Play-by-Play: . . . . . Anthony LaPanta  
 Television Color Analyst: . . . . . Mike Greenlay  
 Radio Play-by-Play: . . . . . Bob Kurtz  
 Radio Color Analyst: . . . . . Tom Reid

**MINNESOTA WILD HAT TRICKS (0):**

PLAYER	DATE	LOCATION
--------	------	----------

**MINNESOTA WILD SHUTOUTS (1)**

PLAYER	DATE	LOCATION
Ilya Bryzgalov . . . . .	3/18/14 . . . . .	.vs. MIN

**MINNESOTA WILD PENALTY SHOTS (0)**

PLAYER	DATE	LOCATION
--------	------	----------

# NEW YORK ISLANDERS VS MINNESOTA WILD

## SEASON-BY-SEASON RECORD VS. NHL (SINCE 2000-01)

SEASON	OVERALL, W-L-T-OTL	HOME, W-L-T-OTL	ROAD, W-L-T-OTL
2000-01	25-39-13-5	14-13-10-4	11-26-3-1
2001-02	26-35-12-9	14-14-8-5	12-21-4-4
2002-03	42-29-10-1	25-13-3-0	17-16-7-1
2003-04	30-29-20-3	19-13-7-2	11-16-13-1
2004-05	NHL	SEASON	LOCKOUT
2005-06	38-36-8	23-16-2	15-20-6
2006-07	48-26-8	29-7-5	19-19-3
2007-08	44-28-10	25-11-5	19-17-5
2008-09	40-33-9	23-11-7	17-22-2
2009-10	38-36-8	25-12-4	13-24-4
2010-11	39-35-8	19-17-5	20-18-3
2010-11	35-36-11	20-17-4	15-19-7
2012-13	26-19-3	14-8-2	12-11-1
2013-14	43-27-12	26-10-5	17-17-7
2014-15	46-28-8	22-13-6	24-15-2
<b>TOTALS</b>	<b>520-436-55-103</b>	<b>298-175-28-56</b>	<b>222-261-27-47</b>

Games could not result in a tie after the 2003-04 Season

## NEW YORK ISLANDERS SEASON-BY-SEASON RECORD VS. MINNESOTA (SINCE 2000-01)

SEASON	OVERALL, W-L-T-OTL	HOME, W-L-T-OTL	ROAD, W-L-T-OTL
2000-01	0-2-0-0	0-1-0-0	0-1-0-0
2001-02	1-1-0-0	1-0-0-0	0-1-0-0
2002-03	1-0-0-0	---	1-0-0-0
2003-04	1-0-0-0	1-0-0-0	0-0-0-0
2004-05	NHL	SEASON	LOCKOUT
2005-06	0-1-0	0-1-0	---
2006-07	---	---	---
2007-08	0-0-1	---	0-0-1
2008-09	0-2-0	0-1-0	0-1-0
2009-10	0-1-0	---	0-1-0
2010-11	1-0-0	1-0-0	---
2011-12	2-0-0	1-0-0	1-0-0
2012-13	---	---	---
2013-14	1-1-0	0-1-0	1-0-0
2014-15	0-1-1	0-0-1	0-1-0
<b>TOTALS</b>	<b>7-9-0-2</b>	<b>4-4-1</b>	<b>3-5-1</b>

OPPONENTS

IN THE PAST

STANLEY CUP PLAYOFFS

MEDIA INFORMATION



MICHEL THERRIEN



PK SUBBAN

**ALL-TIME:** 58-82-15-2  
**LAST REG. WIN:** 4/10/14, NYI 2 at MTL 0  
**LAST REG. LOSS:** 3/14/15, NYI 1 vs. MTL 3

**OVERTIME RECORD:**(W-L-T): 4-8-7  
**LAST OT DECISION:** 12/14/13, NYI 0 vs. MTL 1  
**SHOOTOUT RECORD:** 4-0  
**LAST SHOOTOUT:** 3/17/12, NYI 3 at MTL 2

Records are based on W-L-P \* P stands for games in which the Islanders earned a point via a tie, overtime loss or shootout loss

**2015-16 MEETINGS**

Thu. Nov. 5, 2015	Islanders at Canadiens	7:30 PM
Fri. Nov. 20, 2015	Islanders vs. Canadiens	7:30 PM
Sun. Nov. 22, 2015	Islanders at Canadiens	7:00 PM

**2014-15 SERIES 0-3-0**

<b>HOME:</b>	<b>SCORE:</b>	<b>GOALTENDERS:</b>
12/23/14	NYI 1 MTL 3	Johnson/Price
3/14/15	NYI 1 MTL 3	Neuvirth/Price
<b>ROAD:</b>	<b>SCORE:</b>	<b>GOALTENDERS:</b>
1/17/15	NYI 1 MTL 3	Halak/Tokarski

**ALL-TIME FRANCHISE RECORDS**

**NEW YORK ISLANDERS HAT TRICKS (6):**

PLAYER	DATE	LOCATION
Ed Westfall	2/22/75	at MTL
Clark Gillies	2/27/79	vs. MTL
Mike Bossy	12/27/79	at MTL
Mike Bossy	10/28/80	vs. MTL
Mike Bossy	10/6/83	at MTL
Mike Bossy (4)	11/1/84	at MTL

**NEW YORK ISLANDERS SHUTOUTS (5)**

PLAYER	DATE	LOCATION
Roland Melanson	2/19/83	vs. MTL
Billy Smith	3/27/84	vs. MTL
Tommy Soderstrom	10/20/95	vs. MTL
Tommy Salo	11/12/98	vs. MTL
Evgeni Nabokov	4/10/14	at MTL

**NEW YORK ISLANDERS PENALTY SHOTS (1):**

PLAYER/GOALIE	DATE	OUTCOME
Ryan Smyth/David Aebischer	3/13/07 at MTL	Scored

**CLUB INFORMATION**

Founded: . . . . . 1909 (NHA), 1917 (NHL)  
 Home Arena: . . . . . Bell Centre (21,273)  
 Address: . . . . . 1909 avenue des Canadiens-de-Montreal, QC114B 5G0  
 Phone: . . . . . 514-932-2582  
 Fax: . . . . . 514-932-8285  
 Web Site: . . . . . www.canadiens.nhl.com  
 Stanley Cups: . . . . . 24, (1916, '24, '30, '31, '44, '46, '53, '56, '57, '58, '59, '60  
 . . . . . '65, '66, '68, '69, '71, '73, '76, '77, '78, '79, '86, '93  
 Owner, President and CEO . . . . . Geoff Molson  
 General Manager: . . . . . Marc Bergevin  
 Head Coach: . . . . . Michel Therrien  
 Assistant Coaches: . . . . . Dan Lacroix, Clement Jodoin, Jean-Jacques Daigneault  
 Director of Media Relations: . . . . . Dominick Saillant  
 Communications Manager: . . . . . Francois Marchand  
 2014-15 Record: . . . . . 50-22-20 (110 Points)  
 2014-15 Finish: . . . . . 1st in Atlantic, 2nd in Eastern Conference, 2nd in NHL  
 2015 Playoffs: . . . . . 6-6, Eliminated in Eastern Conference Second Round

**BROADCAST TEAMS**

Television Play-by-Play: . . . . . Pierre Houde (French), John Barlett (English)  
 Television Color Analyst: . . . . . Marc Denis (French), Jason York (English)  
 Radio Play-by-Play: . . . . . Martin McGuire (French), Dan Robertson (English)  
 Radio Color Analyst: . . . . . Dany Dube (French), Sergio Momesso (English)

**MONTREAL CANADIENS HAT TRICKS (5):**

PLAYER	DATE	LOCATION
Jacques Lemaire	10/24/72	vs. MTL
Peter Mahovlich	10/9/74	at MTL
Bobby Smith	2/21/87	vs. MTL
Brian Savage (4)	1/8/98	vs. MTL
Max Pacioretty	2/9/12	vs. MTL

**MONTREAL CANADIENS SHUTOUTS (12)**

PLAYER	DATE	LOCATION
Doug Soetaert	1/18/86	at MTL
Brian Hayward	3/16/87	at MTL
Patrick Roy	10/31/89	vs. MTL
Jose Theodore	1/19/00	at MTL
Jose Theodore	1/2/01	vs. MTL
Jose Theodore	1/10/02	at MTL
Jose Theodore	11/7/02	at MTL
Jose Theodore	10/23/03	at MTL
Cristobol Huet	3/28/06	at MTL
Jaroslav Halak	3/15/08	at MTL
Jaroslav Halak	12/19/09	vs. MTL
Carey Price	12/14/13	vs. MTL

**MONTREAL CANADIENS PENALTY SHOTS (2)**

PLAYER/GOALIE	DATE	OUTCOME
Tom Kostopoulos/Yann Danis	4/2/09 vs. MTL	Failed
Benoit Pouliot/Dwayne Roloson	10/27/10 vs. MTL	Failed

# NEW YORK ISLANDERS VS MONTREAL CANADIENS

SEASON-BY-SEASON RECORD VS. NHL (SINCE 1972-73)

SEASON	OVERALL, W-L-T-OTL	HOME, W-L-T-OTL	ROAD, W-L-T-OTL
1972-73	52-10-16	29-4-6	23-6-10
1973-74	45-24-9	24-12-3	21-12-6
1974-75	47-14-19	27-8-5	20-6-14
1975-76	58-11-11	32-3-5	26-8-6
1976-77	60-8-12	33-1-6	27-7-6
1977-78	59-10-11	32-4-4	27-6-7
1978-79	52-17-11	29-6-5	23-11-6
1979-80	47-20-13	30-7-3	17-13-10
1980-81	45-22-13	31-7-2	14-15-11
1981-82	46-17-17	25-6-9	21-11-8
1982-83	42-24-14	25-6-9	17-18-5
1983-84	35-40-5	19-19-2	16-21-3
1984-85	41-27-12	24-10-6	17-17-6
1985-86	40-33-7	25-11-4	15-22-3
1986-87	40-33-7	27-9-4	14-20-6
1987-88	45-22-13	26-8-6	19-14-7
1988-89	53-18-9	30-6-4	23-12-5
1989-90	14-28-11	26-8-6	15-20-5
1990-91	39-30-11	23-12-5	16-18-6
1991-92	41-28-11	27-8-5	14-20-6
1992-93	48-30-6	27-13-2	21-17-4
1993-94	41-29-14	26-12-4	15-17-10
1994-95	18-23-7	15-5-4	3-18-3
1995-96	40-32-10	23-12-6	17-20-4
1996-97	31-36-15	17-17-7	14-19-8
1997-98	37-32-13	15-17-9	22-15-4
1998-99	32-39-11	21-15-5	11-24-6
1999-00	35-34-9-4	18-17-5-1	17-17-4-3
2000-01	28-40-8-6	15-20-4-2	13-20-4-4
2001-02	36-31-12-3	21-13-6-1	15-18-6-2
2002-03	30-35-8-9	16-16-5-4	14-19-3-5
2003-04	41-30-7-4	23-13-4-1	18-17-3-3
2004-05	NHL	SEASON	LOCKOUT
2005-06	42-31-9	24-13-4	18-18-5
2006-07	42-34-6	26-12-3	16-22-3
2007-08	47-25-10	22-13-6	25-12-4
2008-09	41-30-11	24-10-7	17-20-4
2009-10	39-33-10	20-16-5	19-17-5
2010-11	44-30-8	24-11-6	20-19-2
2011-12	31-35-16	16-15-10	15-20-6
2012-13	29-14-5	14-7-3	15-7-2
2013-14	46-28-8	23-13-5	23-15-3
2014-15	50-22-10	26-9-6	24-13-4
<b>TOTALS</b>	<b>1,757-1,105-355-119</b>	<b>1,000-444-160-64</b>	<b>757-661-195-55</b>

Games could not result in a tie after the 2003-04 Season

NEW YORK ISLANDERS SEASON-BY-SEASON RECORD VS. MONTREAL (SINCE 1972-73)

SEASON	OVERALL, W-L-T-OTL	HOME, W-L-T-OTL	ROAD, W-L-T-OTL
1972-73	0-5-0	0-3-0	0-2-0
1973-74	1-4-1	1-1-1	0-3-0
1974-75	2-0-2	1-0-1	1-0-1
1975-76	1-2-1	1-1-0	0-1-1
1976-77	0-4-0	0-2-0	0-2-0
1977-78	0-4-0	0-2-0	0-2-0
1978-79	3-1-0	2-0-0	1-1-0
1979-80	3-0-1	2-0-0	1-0-1
1980-81	2-1-1	1-0-1	1-1-0
1981-82	2-1-0	1-1-0	1-0-0
1982-83	1-0-2	1-0-0	0-0-2
1983-84	3-0-0	2-0-0	1-0-0
1984-85	1-2-0	1-0-0	0-2-0
1985-86	1-2-0	1-1-0	0-1-0
1986-87	1-1-1	1-0-0	0-1-1
1987-88	0-3-0	0-2-0	0-1-0
1988-89	2-1-0	1-0-0	1-1-0
1989-90	1-2-0	0-2-0	1-0-0
1990-91	0-2-1	0-0-1	0-2-0
1991-92	0-3-0	0-2-0	0-1-0
1992-93	1-3-0	0-2-0	1-1-0
1993-94	4-0-1	2-0-0	2-0-1
1994-95	1-2-0	1-0-0	0-2-0
1995-96	1-1-2	1-0-1	0-1-1
1996-97	0-4-0	0-2-0	0-2-0
1997-98	2-1-1	1-1-0	1-0-1
1998-99	2-2-0	2-0-0	0-2-0
1999-00	2-2-0-0	1-1-0-0	1-1-0-0
2000-01	2-2-0-0	1-1-0-0	1-1-0-0
2001-02	1-2-1-0	1-0-1-0	0-2-0-0
2002-03	3-1-0-0	2-0-0-0	1-1-0-0
2003-04	2-2-0-0	2-0-0-0	2-0-0-0
2004-05	NHL	SEASON	LOCKOUT
2005-06	1-3-0	1-1-0	0-2-0
2006-07	2-2-0	1-1-0	1-1-0
2007-08	0-4-0	0-2-0	0-2-0
2008-09	2-2-0	0-2-0	2-0-0
2009-10	1-2-1	1-1-0	0-1-1
2010-11	2-2-0	1-1-0	1-1-0
2011-12	2-2-0	1-1-0	1-1-0
2012-13	1-1-1	1-1-0	0-0-1
2013-14	1-1-1	0-0-1	1-1-0
2014-15	0-3-0	0-2-0	0-1-0
<b>TOTALS</b>	<b>58-82-15-2</b>	<b>36-36-6-1</b>	<b>22-46-9-1</b>

OPPONENTS


IN THE PAST

STANLEY CUP PLAYOFFS

MEDIA INFORMATION



PETER LAVIOLETTE



SHEA WEBER

**ALL-TIME:** 8-10-0-1  
**LAST REG. WIN:** 3/5/15, NYI 4 at NSH 3  
**LAST REG. LOSS:** 10/12/13, NYI 2 at NSH 3

**OVERTIME RECORD:** (W-L-T): 1-0-0  
**LAST OT DECISION:** 10/15/02, NYI 4 vs. NSH 3  
**SHOOTOUT RECORD:** 1-1  
**LAST SHOOTOUT:** 2/9/10, NYI 4 vs. NSH 3

Records are based on W-L-T-OT

**2015-16 MEETINGS**

Thu. Oct. 15, 2015 . . . . . Islanders vs. Predators . . . . . 7:00 PM  
 Thu. Mar. 17, 2016 . . . . . Islanders at Predators . . . . . 8:00 PM

**2014-15 SERIES 2-0-0**

<b>HOME:</b>	<b>SCORE:</b>	<b>GOALTENDERS:</b>
2/19/15 . . . . .	NYI 5 NSH 2 . . . . .	.Halak/Rinne
<b>ROAD:</b>	<b>SCORE:</b>	<b>GOALTENDERS:</b>
3/5/15 . . . . .	NYI 4 NSH 3 . . . . .	.Halak/Rinne

**ALL-TIME FRANCHISE RECORDS**

**NEW YORK ISLANDERS HAT TRICKS (0):**

PLAYER	DATE	LOCATION
--------	------	----------

**NEW YORK ISLANDERS SHUTOUTS (0):**

PLAYER	DATE	LOCATION
--------	------	----------

**NEW YORK ISLANDERS PENALTY SHOTS (1):**

PLAYER/GOALIE	DATE	OUTCOME
Brad Isbister/Tomas Vokoun . . . . .	10/15/02 vs. NSH . . . . .	Failed

**CLUB INFORMATION**

Founded: . . . . . 1998  
 Home Arena: . . . . . Bridgestone Arena (17,113)  
 Address: . . . . . 501 Broadway, Nashville, TN 37203  
 Phone: . . . . . 615-770-2300  
 Fax: . . . . . 615-770-2309  
 Web Site: . . . . . www.predators.nhl.com  
 Stanley Cups: . . . . . none  
 President of Hockey Operations, General Manager & Alternate Governor: . . . . . David Poile  
 Head Coach: . . . . . Peter Laviolette  
 Assistant Coaches: . . . . . Phil Housley, Kevin McCarthy  
 Senior Vice President of Hockey Communications & PR: . . . . . Gerry Helper  
 Manager, Communications: . . . . . Kevin Wilson  
 2014-15 Record: . . . . . 47-25-10 (104 Points)  
 2014-15 Finish: . . . . . 2nd in Central, 3rd in Western Conference, 6th in NHL  
 2015 Playoffs: . . . . . 2-4, Lost in Western Conference First Round

**BROADCAST TEAMS**

Television Play-by-Play: . . . . . Willy Daunic  
 Television Color Analyst: . . . . . Stu Grimson  
 Radio Play-by-Play . . . . . Peter Weber  
 Radio Color Analyst: . . . . . Brent Peterson

**NASHVILLE PREDATORS HAT TRICKS (0):**

PLAYER	DATE	LOCATION
--------	------	----------

**NASHVILLE PREDATORS SHUTOUTS (3):**

PLAYER	DATE	LOCATION
Tomas Vokoun . . . . .	2/13/03 . . . . .	at NSH
Pekka Rinne . . . . .	12/20/08 . . . . .	at NSH
Anders Lindback . . . . .	12/13/10 . . . . .	at NSH

**NASHVILLE PREDATORS PENALTY SHOTS (0):**

PLAYER	DATE	OUTCOME
--------	------	---------

# NEW YORK ISLANDERS VS NASHVILLE PREDATORS

## SEASON-BY-SEASON RECORD VS. NHL (SINCE 1998-99)

SEASON	OVERALL, W-L-T-OTL	HOME, W-L-T-OTL	ROAD, W-L-T-OTL
1998-99	28-47-7	15-22-4	13-25-3
1999-00	28-40-7-7	15-21-3-2	13-19-4-5
2000-01	34-36-9-3	16-18-7-0	18-18-2-3
2001-02	28-41-13-0	17-16-8-0	11-25-5-0
2002-03	27-35-13-7	18-17-5-1	9-18-8-6
2003-04	38-29-11-4	22-10-7-2	16-19-4-2
2004-05	NHL	SEASON	LOCKOUT
2005-06	49-25-8	32-8-1	17-17-7
2006-07	51-23-8	28-8-5	23-15-3
2007-08	41-32-9	23-14-4	18-18-5
2008-09	40-34-8	24-13-4	16-21-4
2009-10	47-29-6	24-14-3	23-15-3
2010-11	44-27-11	24-9-8	20-18-3
2011-12	48-26-8	26-10-5	22-16-3
2012-13	16-23-9	11-9-4	5-14-5
2013-14	38-32-12	19-17-5	19-15-7
2014-15	47-25-10	28-9-4	19-16-6
<b>TOTALS</b>	<b>604-504-60-110</b>	<b>342-215-34-48</b>	<b>262-289-26-62</b>

Games could not result in a tie after the 2003-04 Season

## NEW YORK ISLANDERS SEASON-BY-SEASON RECORD VS. NASHVILLE (SINCE 1998-99)

SEASON	OVERALL, W-L-T-OTL	HOME, W-L-T-OTL	ROAD, W-L-T-OTL
1998-99	1-1-0-0	0-1-0-0	1-0-0-0
1999-00	0-2-0-0	0-1-0-0	0-1-0-0
2000-01	1-0-0-0	1-0-0-0	---
2001-02	1-0-0-0	---	1-0-0-0
2002-03	1-1-0-0	1-0-0-0	0-1-0-0
2003-04	0-1-0-0	---	0-1-0-0
2004-05	NHL	SEASON	LOCKOUT
2005-06	0-1-0	---	0-1-0
2006-07	0-0-1	0-0-1	---
2007-08	---	---	---
2008-09	0-1-0	---	0-1-0
2009-10	1-0-0	1-0-0	---
2010-11	0-1-0	---	0-1-0
2011-12	0-1-0	0-1-0	---
2012-13	---	---	---
2013-14	1-1-0	1-0-0	0-1-0
2014-15	2-0-0	1-0-0	1-0-0
<b>TOTALS</b>	<b>8-10-0-1</b>	<b>5-3-0-1</b>	<b>3-7-0-0</b>

OPPONENTS

IN THE PAST


STANLEY CUP PLAYOFFS

MEDIA INFORMATION





JOHN HYNES



TRAVIS ZAJAC

**ALL-TIME:** 124-78-22-7  
**LAST REG. WIN:** 3/21/15, NYI 3 at NJ 0  
**LAST REG. LOSS:** 3/1/14, NYI 1 vs. NJ 6

**OVERTIME RECORD:** (W-L-T): 11-8-16  
**LAST OT DECISION:** 1/9/15, NYI 3 at NJ 2  
**SHOOTOUT RECORD:** 7-2  
**LAST SHOOTOUT:** 12/15/14, NYI 3 vs. NJ 2

Records are based on W-L-T-OT

**2015-16 MEETINGS**

Sat. Oct. 31, 2015	Islanders at Devils	1:00 PM
Tue. Nov. 3, 2015	Islanders vs. Devils	7:00 PM
Sun. Dec. 13, 2015	Islanders vs. Devils	5:00 PM
Fri. Feb. 19, 2016	Islanders at Devils	7:00 PM

**2014-15 SERIES 4-0-0**

HOME:	SCORE:	GOALTENDERS:
11/29/14	NYI 3 NJ 1	Halak/Schneider
12/15/14	NYI 3 NJ 2 (SO)	Halak/Kinkaïd
ROAD:	SCORE:	GOALTENDERS:
1/9/15	NYI 3 NJ 2 (OT)	Halak/Kinkaïd
3/21/15	NYI 3 NJ 0	Halak/Schneider

**ALL-TIME FRANCHISE RECORDS**

**NEW YORK ISLANDERS HAT TRICKS (14):**

PLAYER	DATE	LOCATION
Jude Drouin	1/6/76	vs. K.C.
Bryan Trottier	11/21/78	at COL
Butch Goring	12/30/80	vs. COL
Mike Bossy	3/17/83	at NJ
Mike Bossy	10/29/83	vs. NJ
Greg Gilbert	2/25/84	vs. NJ
Bob Bourne	3/13/84	at NJ
Mike Bossy	2/15/86	vs. NJ
Steve Thomas (4)	4/15/92	vs. NJ
Pierre Turgeon	1/16/93	at NJ
Pierre Turgeon	4/16/93	vs. NJ
Mark Parrish	10/11/01	at NJ
Sean Bergenheim	3/7/09	vs. NJ
John Tavares	2/16/13	vs. NJ

**NEW YORK ISLANDERS SHUTOUTS (10)**

PLAYER	DATE	LOCATION
Glenn Resch	3/6/77	at COL
Billy Smith	2/22/87	at NJ
Glenn Healy	4/15/92	vs. NJ
John Vanbiesbrouck	12/1/00	at NJ
Rick DiPietro	11/16/07	at NJ
Yann Danis	2/21/09	vs. NJ
Rick DiPietro	1/18/10	vs. NJ
Rick DiPietro	11/26/10	vs. NJ
Anders Nilsson	3/4/12	vs. NJ
Jaroslav Halak	3/21/15	at NJ

**NEW YORK ISLANDERS PENALTY SHOTS (4):**

PLAYER/GOALIE	DATE	OUTCOME
Dave Scatchard/Martin Brodeur	2/27/01 vs. NJ	Failed
Kyle Okposo/Martin Brodeur	10/10/08 at NJ	Failed
Michael Grabner/Johan Hedberg	11/25/11 vs. NJ	Failed
David Ullstrom/Johan Hedberg	2/16/13 vs. NJ	Failed

**CLUB INFORMATION**

Founded: . . . . . 1974 (Kansas City), 1976 (Colorado), 1982 (New Jersey)  
 Home Arena: . . . . . Prudential Center (17,625)  
 Address: . . . . . 165 Mulberry Street, Newark, NJ 07102  
 Phone: . . . . . 973-757-6100  
 Fax: . . . . . 973-757-6399  
 Web Site: . . . . . www.devils.nhl.com  
 Stanley Cups: . . . . . 3 (1995, 2000, '03)  
 Owner/Chairman/Governor: . . . . . Josh Harris  
 Owner/Vice Chairman/Alternate Governor: . . . . . David Blitzer  
 General Manager: . . . . . Ray Shero  
 Head Coach: . . . . . John Hynes  
 Assistant Coaches: . . . . . Geoff Ward, Alain Nasreddine  
 Sr. Vice President, Communications: . . . . . Mike Levine  
 Director, Communications: . . . . . Pete Albitz  
 2014-15 Record: . . . . . 32-36-14 (78 Points)  
 2014-15 Finish: . . . . . 7th in Metropolitan, 13th in Eastern Conference, 25th in NHL  
 2015 Playoffs: . . . . . Did not qualify

**BROADCAST TEAMS**

Television Play-by-Play: . . . . . Steve Cangialosi  
 Television Color Analyst: . . . . . Ken Daneyko  
 Radio Play-by-Play: . . . . . Matt Loughlin  
 Radio Color Analyst: . . . . . Sherry Ross

**NEW JERSEY DEVILS HAT TRICKS (5):**

PLAYER	DATE	LOCATION
John MacLean	12/9/88	at NJ
Alexander Semak	10/16/93	vs. NJ
Alexander Mogilny	1/4/01	at NJ
Patrik Elias (4)	3/30/03	at NJ
Ilya Kovalchuk	3/8/12	at NJ

**NEW JERSEY DEVILS SHUTOUTS (13)**

PLAYER	DATE	LOCATION
Martin Brodeur/Mike Dunham	11/9/96	at NJ
Martin Brodeur	1/21/00	at NJ
Martin Brodeur	12/1/00	at NJ
Martin Brodeur	1/15/03	at NJ
Martin Brodeur	3/30/03	at NJ
Martin Brodeur	10/28/03	vs. NJ
Martin Brodeur	12/10/03	at NJ
Martin Brodeur	1/24/06	vs. NJ
Martin Brodeur	12/30/06	vs. NJ
Martin Brodeur	2/8/07	at NJ
Martin Brodeur	2/17/07	vs. NJ
Johan Hedberg	11/25/11	vs. NJ
Johan Hedberg	2/3/13	vs. NJ

**NEW JERSEY DEVILS PENALTY SHOTS (2)**

PLAYER/GOALIE	DATE	OUTCOME
Patrik Elias/John Vanbiesbrouck	12/1/00 at NJ	Failed
Patrik Elias/Garth Snow	12/10/03 at NJ	Failed

# NEW YORK ISLANDERS VS NEW JERSEY DEVILS

SEASON-BY-SEASON RECORD VS. NHL (SINCE 1974-75)

SEASON	OVERALL, W-L-T-OTL	HOME, W-L-T-OTL	ROAD, W-L-T-OTL
1974-75	15-54-11	12-20-8	3-34-3
1975-76	12-56-12	8-24-8	4-32-4
1976-77	20-46-14	12-20-8	8-26-6
1977-78	19-40-21	17-14-9	2-26-12
1978-79	15-53-12	8-24-8	7-29-4
1979-80	19-48-13	12-20-8	7-28-5
1980-81	22-45-13	15-16-9	7-29-4
1981-82	18-49-13	14-21-5	4-28-8
1982-83	17-49-14	11-20-9	6-29-5
1983-84	17-56-7	10-28-2	7-28-5
1984-85	22-48-10	13-21-6	9-27-4
1985-86	28-49-3	17-21-2	11-28-1
1986-87	29-45-6	20-17-3	9-28-3
1987-88	38-36-6	23-16-1	15-20-5
1988-89	27-41-12	17-18-5	10-23-7
1989-90	37-34-9	22-15-3	15-19-6
1990-91	32-33-15	23-10-7	9-23-8
1991-92	38-31-11	24-12-4	14-19-7
1992-93	40-37-7	24-14-4	16-23-3
1993-94	47-25-12	29-11-2	18-14-10
1994-95	22-18-8	14-4-6	8-14-2
1995-96	37-33-12	22-17-2	15-16-10
1996-97	45-23-14	23-9-9	22-14-5
1997-98	48-23-11	29-10-2	19-13-9
1998-99	47-24-11	19-14-8	28-10-3
1999-00	45-24-8-5	28-9-3-1	17-15-5-4
2000-01	48-19-12-3	24-11-6-0	24-8-6-3
2001-02	41-28-9-4	22-13-4-2	19-15-5-2
2002-03	46-20-10-6	25-11-3-2	21-9-7-4
2003-04	43-25-12-2	22-13-5-1	21-12-7-1
2004-05	NHL	SEASON	LOCKOUT
2005-06	46-27-9	27-11-3	19-16-6
2006-07	49-24-9	25-10-6	24-14-3
2007-08	46-29-7	25-14-2	21-15-5
2008-09	51-27-4	28-12-1	23-15-3
2009-10	48-27-7	27-10-4	21-17-3
2010-11	38-39-5	22-16-3	16-23-2
2011-12	48-28-6	24-13-4	24-15-2
2012-13	19-19-10	13-9-2	6-10-8
2013-14	35-29-18	21-11-9	14-18-9
2014-15	32-36-14	19-14-8	13-22-6
<b>TOTALS</b>	<b>1,346-1,397-328-109</b>	<b>790-593-159-48</b>	<b>556-804-169-61</b>

\* Games could not result in a tie after the 2003-04 Season

NEW YORK ISLANDERS SEASON-BY-SEASON RECORD VS. NEW JERSEY (SINCE 1974-75)


SEASON	OVERALL, W-L-T-OTL	HOME, W-L-T-OTL	ROAD, W-L-T-OTL
1974-75	4-1-0	2-0-0	2-1-0
1975-76	2-0-3	2-0-1	0-0-2
1976-77	5-0-0	2-0-0	3-0-0
1977-78	4-0-1	3-0-0	1-0-1
1978-79	4-0-1	2-0-1	2-0-0
1979-80	3-1-0	2-0-0	1-1-0
1980-81	3-1-0	2-0-0	1-1-0
1981-82	2-0-1	1-0-0	1-0-1
1982-83	7-0-0	3-0-0	4-0-0
1983-84	7-0-0	4-0-0	3-0-0
1984-85	2-3-2	1-1-1	1-2-1
1985-86	5-2-0	4-0-0	1-2-0
1986-87	5-2-0	3-0-0	2-2-0
1987-88	4-3-0	4-0-0	0-3-0
1988-89	4-1-2	2-0-1	2-1-1
1989-90	1-4-2	1-1-2	0-3-0
1990-91	4-1-2	2-1-0	2-0-2
1991-92	3-1-3	1-1-2	2-0-1
1992-93	5-2-0	2-1-0	3-1-0
1993-94	2-3-0	2-1-0	0-2-0
1994-95	1-1-2	1-0-1	0-1-1
1995-96	1-4-0	1-1-0	0-3-0
1996-97	2-3-0	2-1-0	0-2-0
1997-98	2-4-0	1-2-0	1-2-0
1998-99	2-3-0	0-3-0	2-0-0
1999-00	2-3-0-0	1-1-0-0	1-2-0-0
2000-01	1-2-2-0	1-1-1-0	0-1-1-0
2001-02	2-2-0-1	1-1-0-0	1-1-0-1
2002-03	0-4-1-0	0-2-1-0	0-2-0-0
2003-04	3-2-1-0	2-1-0-0	1-1-1-0
2004-05	NHL	SEASON	LOCKOUT
2005-06	6-1-1	3-1-0	3-0-1
2006-07	2-5-1	0-3-1	2-2-0
2007-08	6-1-1	3-0-1	3-1-0
2008-09	2-4-0	2-1-0	0-3-0
2009-10	2-4-0	2-1-0	0-3-0
2010-11	2-2-2	1-1-1	1-1-1
2011-12	2-4-0	1-2-0	1-2-0
2012-13	3-2-0	1-2-0	2-0-0
2013-14	3-2-0	1-2-0	2-0-0
2014-15	4-0-0	2-0-0	2-0-0
<b>TOTALS</b>	<b>124-78-22-7</b>	<b>71-32-11-3</b>	<b>53-46-11-4</b>

OPPONENTS


IN THE PAST

STANLEY CUP PLAYOFFS

MEDIA INFORMATION



ALAIN VIGNEAULT



RYAN MCDONAGH

**ALL-TIME:** 111-118-19-6  
**LAST REG. WIN:** 1/27/15, NYI 4 vs. NYR 1  
**LAST REG. LOSS:** 3/10/15, NYI 1 vs. NYR 2

**OVERTIME RECORD:** (W-L-T): 3-10-17  
**LAST OT DECISION:** 4/13/13, NYI 0 vs. NYR 1  
**SHOOTOUT RECORD:** 6-1  
**LAST SHOOTOUT:** 2/14/13, NYI 4 at NYR 3

Records are based on W-L-T-OT

**2015-16 MEETINGS**

Wed. Dec. 2, 2015	Islanders vs. Rangers	8:00 PM
Thu. Jan. 14, 2016	Islanders vs. Rangers	7:00 PM
Sun. Mar. 6, 2016	Islanders at Rangers	5:00 PM
Thu. Apr. 7, 2016	Islanders at Rangers	7:00 PM

**2014-15 SERIES 3-2-0**

HOME:	SCORE:	GOALTENDERS:
1/27/15	NYI 4 NYR 1	Halak/Lundqvist
2/16/15	NYI 5 NYR 6	Halak/Talbot
3/10/15	NYI 1 NYR 2	Halak/Talbot
ROAD:	SCORE:	GOALTENDERS:
10/14/14	NYI 6 NYR 3	Halak/Lundqvist
1/13/15	NYI 3 NYR 0	Halak/Talbot

**ALL-TIME FRANCHISE RECORDS**

**NEW YORK ISLANDERS HAT TRICKS (14):**

PLAYER	DATE	LOCATION
Bryan Trottier	4/3/77	at NYR
Bryan Trottier (5)	12/23/78	vs. NYR
Mike Bossy	12/17/82	at NYR
Mike Bossy	11/17/84	vs. NYR
Mike Bossy	2/7/85	vs. NYR
Brent Sutter	12/20/86	vs. NYR
Brent Sutter	3/17/90	vs. NYR
Pierre Turgeon	2/20/92	vs. NYR
Steve Thomas	11/27/93	vs. NYR
Robert Reichel	11/26/97	vs. NYR
Alexei Yashin	1/30/02	at NYR
Viktor Kozlov (4)	12/3/06	at NYR
Jason Blake	12/19/06	at NYR
John Tavares	10/15/11	vs. NYR

**NEW YORK ISLANDERS SHUTOUTS (6)**

PLAYER	DATE	LOCATION
Billy Smith	12/17/75	at NYR
Mark Fitzpatrick	12/9/89	vs. NYR
Tommy Soderstrom	3/23/95	vs. NYR
T. Salo/W. Flaherty	4/4/98	vs. NYR
Rick DiPietro	12/26/06	vs. NYR
Jaroslav Halak	1/13/15	at NYR

**NEW YORK ISLANDERS PENALTY SHOTS (1):**

PLAYER/GOALIE	DATE	OUTCOME
Claude Lapointe/Mike Richter	10/22/98 at NYR	Failed
Cal Clutterbuck/Henrik Lundqvist	1/20/14 at NYR	Scored

**CLUB INFORMATION**

Founded: . . . . . 1926  
 Home Arena: . . . . . Madison Square Garden (17,200)  
 Address: . . . . . 2 Pennsylvania Plaza, New York, NY 10121  
 Phone: . . . . . 212-465-6486  
 Fax: . . . . . 212-465-6494  
 Web Site: . . . . . www.rangers.nhl.com  
 Stanley Cups: . . . . . 4 (1928, '33, '40, '94)  
 President and Alternate Governor: . . . . . Glen Sather  
 General Manager: . . . . . Jeff Gorton  
 Head Coach: . . . . . Alain Vigneault  
 Associate Coach . . . . . Scott Arniel  
 Assistant Coaches . . . . . Ulf Samuelsson, Darryl Williams  
 Assistant Coach and Goaltending Coach: . . . . . Benoit Allaire  
 Senior Vice President, Public Relations and Player Recruitment . . . . . John Rosasco  
 2014-15 Record: . . . . . 53-22-7 (113 Points)  
 2014-15 Finish: . . . . . 1st in Metropolitan, 1st in Eastern Conference, 1st in NHL  
 2015 Playoffs: . . . . . 11-8, Lost In Eastern Conference Final

**BROADCAST TEAMS**

Television Play-by-Play: . . . . . Sam Rosen  
 Television Color Analyst: . . . . . Joe Micheletti  
 Radio Play-by-Play: . . . . . Kenny Albert  
 Radio Color Analyst: . . . . . Dave Maloney

**NEW YORK RANGERS HAT TRICKS (13):**

PLAYER	DATE	LOCATION
Steve Vickers	2/6/74	at NYR
Don Maloney	2/4/81	at NYR
Mark Pavelich	11/21/82	at NYR
Tomas Sandstrom	12/31/86	at NYR
Tomas Sandstrom	3/4/87	at NYR
Adam Graves	2/14/92	at NYR
Adam Graves	2/2/94	at NYR
Mark Messier	2/8/97	vs. NYR
Radek Dvorak (4)	3/29/01	vs. NYR
Jaromir Jagr	10/20/05	vs. NYR
Martin Straka	3/29/06	vs. NYR
Brendan Shanahan	12/3/06	at NYR
Marian Gaborik	12/2/10	vs. NYR

**NEW YORK RANGERS SHUTOUTS (14)**

PLAYER	DATE	LOCATION
Ed Giacomin	2/7/73	at NYR
Gilles Villemure	2/10/73	vs. NYR
Ed Giacomin	2/6/74	at NYR
Doug Soetaert	2/6/77	at NYR
Ed Mio	11/27/82	vs. NYR
John Vanbiesbrouck	11/23/85	vs. NYR
John Vanbiesbrouck	12/9/89	vs. NYR
Mike Dunham	1/21/03	vs. NYR
Mike Dunham	3/17/03	at NYR
Henrik Lundqvist	4/3/08	vs. NYR
Henrik Lundqvist	3/24/10	at NYR
Henrik Lundqvist	12/3/10	at NYR
Henrik Lundqvist	12/26/11	at NYR
Henrik Lundqvist	4/13/13	vs. NYR

**NEW YORK RANGERS PENALTY SHOTS (3)**

PLAYER/GOALIE	DATE	OUTCOME
Don Murdoch/Glenn Resch	1/28/78 vs. NYR	Failed
Martin Straka/Rick DiPietro	2/2/06 vs. NYR	Scored
Marian Gaborik/Rick DiPietro	10/11/10 vs. NYR	Failed

# NEW YORK ISLANDERS VS NEW YORK RANGERS

## SEASON-BY-SEASON RECORD VS. NHL (SINCE 1972-73)

SEASON	OVERALL, W-L-T-OTL	HOME, W-L-T-OTL	ROAD, W-L-T-OTL
1972-73	47-23-8	26-8-5	21-15-3
1973-74	40-24-14	26-7-6	14-17-8
1974-75	37-29-14	21-11-8	16-18-6
1975-76	29-42-9	16-16-8	13-26-1
1976-77	29-37-14	17-18-5	12-19-9
1977-78	30-37-13	18-15-7	12-22-6
1978-79	40-29-11	19-13-8	21-16-3
1979-80	38-32-10	22-10-8	16-22-2
1980-81	30-36-14	17-13-10	13-23-4
1981-82	39-27-14	19-15-6	20-12-8
1982-83	35-35-10	24-13-3	11-22-7
1983-84	42-29-9	27-12-1	15-17-8
1984-85	26-44-10	16-18-6	10-26-4
1985-86	36-38-6	20-18-2	16-20-4
1986-87	34-38-8	18-18-4	16-20-4
1987-88	36-34-10	22-13-5	14-21-5
1988-89	37-35-8	21-17-2	16-18-6
1989-90	36-31-13	20-11-9	16-20-4
1990-91	36-31-13	22-11-7	14-20-6
1991-92	50-25-5	28-8-4	22-17-1
1992-93	34-39-11	20-17-5	14-22-6
1993-94	52-24-8	28-8-6	24-16-2
1994-95	22-23-3	11-10-3	11-13-0
1995-96	41-27-14	22-10-9	19-17-5
1996-97	38-34-10	21-14-6	17-20-4
1997-98	25-39-18	14-18-9	11-21-9
1998-99	33-38-11	17-19-5	16-19-6
1999-00	29-38-12-3	15-20-5-1	14-18-7-2
2000-01	33-43-5-1	17-20-3-1	16-23-2-0
2001-02	36-38-4-4	19-19-2-1	17-19-2-3
2002-03	32-36-10-4	17-18-4-2	15-18-6-2
2003-04	27-40-7-8	13-21-3-4	14-19-4-4
2004-05	NHL SEASON	SEASON	LOCKOUT
2005-06	44-26-12	25-10-6	19-16-6
2006-07	42-30-10	21-15-5	21-15-5
2007-08	42-27-13	25-13-3	17-14-10
2008-09	43-3-9	26-11-4	17-19-5
2009-10	33-38-11	18-17-6	20-16-5
2010-11	44-33-5	20-17-4	24-16-1
2011-12	51-24-7	27-12-2	24-12-5
2012-13	26-18-4	16-6-2	10-12-2
2013-14	45-31-6	20-17-4	25-14-2
2014-15	53-22-7	25-11-5	28-11-2
<b>TOTALS</b>	<b>1,557-1,349-326-104</b>	<b>856-588-174-50</b>	<b>701-761-152-54</b>

Games could not result in a tie after the 2003-04 Season

## NEW YORK ISLANDERS SEASON-BY-SEASON RECORD VS. NEW YORK RANGERS (SINCE 1972-73)

SEASON	OVERALL, W-L-T-OTL	HOME, W-L-T-OTL	ROAD, W-L-T-OTL
1972-73	0-6-0	0-3-0	0-3-0
1973-74	1-4-0	1-1-0	0-3-0
1974-75	2-3-1	1-2-0	1-1-1
1975-76	4-2-0	2-1-0	2-1-0
1976-77	4-1-1	2-0-1	2-1-0
1977-78	4-2-0	3-0-0	1-2-0
1978-79	5-3-0	3-1-0	2-2-0
1979-80	2-2-0	2-0-0	0-2-0
1980-81	2-2-0	2-0-0	0-2-0
1981-82	6-2-0	4-0-0	2-2-0
1982-83	4-3-0	2-1-0	2-2-0
1983-84	3-4-0	3-1-0	0-3-0
1984-85	4-3-0	3-0-0	1-3-0
1985-86	3-3-1	2-2-0	1-1-1
1986-87	3-3-1	2-1-0	1-2-1
1987-88	2-2-3	0-2-2	0-2-1
1988-89	2-5-0	1-2-0	1-3-0
1989-90	2-3-2	2-1-1	0-2-1
1990-91	4-2-1	2-0-1	2-2-0
1991-92	4-2-1	4-0-0	0-2-1
1992-93	4-2-1	3-0-1	1-2-0
1993-94	2-1-2	2-1-0	0-0-2
1994-95	3-1-0	1-1-0	2-0-0
1995-96	1-5-0	0-3-0	1-2-0
1996-97	2-2-1	0-1-1	2-1-0
1997-98	3-1-1	3-0-0	0-1-1
1998-99	0-5-0	0-2-0	0-3-0
1999-00	2-2-1-0	1-2-0-0	1-0-1-0
2000-01	2-2-0-1	0-1-0-1	2-1-0-0
2001-02	3-2-0-0	1-2-0-0	2-0-0-0
2002-03	1-2-2-0	0-1-1-0	1-1-1-0
2003-04	0-6-0-0	0-3-0-0	0-3-0-0
2004-05	NHL SEASON	SEASON	LOCKOUT
2005-06	3-5-0	1-3-0	2-2-0
2006-07	5-1-2	2-1-1	3-0-1
2007-08	5-3-0	2-2-0	3-1-0
2008-09	1-5-0	0-3-0	1-2-0
2009-10	3-3-0	1-2-0	2-1-0
2010-11	2-4-0	2-1-0	0-3-0
2011-12	2-3-1	2-1-0	0-2-1
2012-13	1-1-2	0-0-2	1-1-0
2013-14	2-3-0	0-2-0	2-1-0
2014-15	3-2-0	1-2-0	2-0-0
<b>TOTALS</b>	<b>111-118-19-6</b>	<b>65-50-8-4</b>	<b>46-68-11-2</b>

OPPONENTS

IN THE PAST

STANLEY CUP PLAYOFFS

MEDIA INFORMATION



DAVE CAMERON



ERIK KARLSSON

**ALL-TIME:** 24-46-11-3  
**LAST REG. WIN:** 12/4/14, NYI 2 at OTT 1  
**LAST REG. LOSS:** 3/13/15, NYI 1 vs. OTT 2

**OVERTIME RECORD:** (W-L-T): 2-2-11  
**LAST OT DECISION:** 12/2/14, NYI 3 vs. OTT 2  
**SHOOTOUT RECORD:** 4-1  
**LAST SHOOTOUT:** 11/1/13, NYI 5 vs. OTT 4

Records are based on W-L-T-OT

**2015-16 MEETINGS**

Sat. Dec. 5, 2015	Islanders at Senators	7:00 PM
Fri. Jan. 22, 2016	Islanders at Senators	7:30 PM
Wed. Mar. 23, 2016	Islanders vs. Senators	7:00 PM

**2013-14 SERIES 2-1-0**

<b>HOME:</b>	<b>SCORE:</b>	<b>GOALTENDERS:</b>
12/2/14	NYI 3 OTT 2 (OT)	Halak/Anderson
3/13/15	NYI 1 OTT 2	Halak/Hammond
<b>ROAD:</b>	<b>SCORE:</b>	<b>GOALTENDERS:</b>
12/4/14	NYI 2 OTT 1	Halak/Anderson

**ALL-TIME FRANCHISE RECORDS**

**NEW YORK ISLANDERS HAT TRICKS (2):**

PLAYER	DATE	LOCATION
Derek King	10/23/93	vs. OTT
Pierre Turgeon	11/17/93	at OTT

**NEW YORK ISLANDERS SHUTOUTS (1)**

PLAYER	DATE	LOCATION
Ron Hextall	2/19/94	vs. OTT

**NEW YORK ISLANDERS PENALTY SHOTS (1):**

PLAYER/GOALIE	DATE	OUTCOME
Dave Scatchard/Martin Prusek	11/12/02 vs. OTT	Failed

**CLUB INFORMATION**

Founded: . . . . . 1992  
 Home Arena: . . . . . Canadian Tire Centre (18,153)  
 Address: . . . . . 1000 Palladium Drive, Ottawa, ON K2V 1A5  
 Phone: . . . . . 613-599-0250  
 Fax: . . . . . 613-559-5562  
 Web Site: . . . . . www.senators.nhl.com  
 Stanley Cups: . . . . . none  
 Owner, Governor and Chairman: . . . . . Eugene Melnyk  
 President and Alternate Governor: . . . . . Cyril Leeder  
 President of Hockey Ops, General Manager and Alternate Governor: . . . . . Bryan Murray  
 Head Coach: . . . . . Paul MacLean  
 Assistant Coach: . . . . . Jason Smith  
 Goaltending Coach: . . . . . Rick Wamsley  
 Senior Director, Communications: . . . . . Brian Morris  
 Coordinator, Communications: . . . . . Chris Moore  
 2014-15 Record: . . . . . 43-26-13 (99 Points)  
 2014-15 Finish: . . . . . 4th in Atlantic, 7th in Eastern Conference, 13th in NHL  
 2015 Playoffs: . . . . . 2-4, Lost in Eastern Conference First Round

**BROADCAST TEAMS**

Television Play-by-Play: . . . . . Gord Miller/Chris Cuthbert, Michel Lacroix (French)  
 Television Color Analyst: . . . . . Ray Ferraro/Jamie McLennan, Norman Flynn (French)  
 Radio Play-by-Play: . . . . . Dean Brown, Nicolas St. Pierre (French)  
 Radio Color Analyst: . . . . . Gord Wilson, Alain Sanscartier (French)

**OTTAWA SENATORS HAT TRICKS (2):**

PLAYER	DATE	LOCATION
Laurie Boschman	4/10/93	vs. OTT
Sylvain Turgeon	10/23/93	vs. OTT

**OTTAWA SENATORS SHUTOUTS (5)**

PLAYER	DATE	LOCATION
Patrick Lalime	12/16/00	at OTT
Patrick Lalime	1/1/04	at OTT
Dominik Hasek	11/5/05	at OTT
Ray Emery	12/27/06	at OTT
Craig Anderson	2/20/12	vs. OTT

**OTTAWA SENATORS PENALTY SHOTS (2)**

PLAYER/GOALIE	DATE	OUTCOME
Dany Heatley/Rick DiPietro	11/5/05 at OTT	Failed
Peter Schaefer/Garth Snow	12/30/05 at OTT	Failed

# NEW YORK ISLANDERS VS OTTAWA SENATORS

## SEASON-BY-SEASON RECORD VS. NHL (SINCE 1992-93)

SEASON	OVERALL, W-L-T-OTL	HOME, W-L-T-OTL	ROAD, W-L-T-OTL
1992-93	10-70-4	9-29-4	1-41-0
1993-94	14-61-9	8-30-4	6-31-5
1994-95	5-16-3	4-18-2	9-34-5
1995-96	18-59-5	8-28-5	10-31-0
1996-97	31-36-15	16-17-8	15-19-7
1997-98	34-33-15	18-16-7	16-17-8
1998-99	44-23-15	22-11-8	22-12-7
1999-00	41-28-11-2	24-10-5-2	17-18-6-0
2000-01	48-21-9-4	26-7-5-3	22-14-4-1
2001-02	39-27-9-7	21-13-3-4	18-14-6-3
2002-03	52-21-8-1	28-9-3-1	24-12-5-0
2003-04	43-23-10-6	23-8-5-5	20-15-5-1
2004-05	NHL	SEASON	LOCKOUT
2005-06	52-21-9	29-9-3	23-12-6
2006-07	48-25-9	25-13-3	23-12-6
2007-08	43-31-8	22-15-4	21-16-4
2008-09	36-35-11	22-12-7	14-23-4
2009-10	44-32-6	26-11-4	18-21-2
2010-11	32-40-10	16-20-5	16-20-5
2011-12	41-31-10	20-17-4	21-14-6
2012-13	25-17-6	10-11-3	14-6-4
2013-14	37-31-14	18-17-6	19-4-8
2014-15	43-26-13	23-13-5	20-13-8
<b>TOTALS</b>	<b>784-725-115-116</b>	<b>424-332-60-59</b>	<b>360-393-55-57</b>

Games could not result in a tie after the 2003-04 Season

## NEW YORK ISLANDERS SEASON-BY-SEASON RECORD VS. OTTAWA (SINCE 1992-93)

SEASON	OVERALL, W-L-T-OTL	HOME, W-L-T-OTL	ROAD, W-L-T-OTL
1992-93	2-1-0	1-1-0	1-0-0
1993-94	2-0-2	1-0-1	1-0-1
1994-95	0-3-1	0-1-1	0-2-0
1995-96	2-2-0	1-1-0	1-1-0
1996-97	0-2-2	0-1-1	0-1-1
1997-98	0-3-1	0-2-0	0-1-1
1998-99	0-4-0	0-2-0	0-2-0
1999-00	1-0-2-1	0-0-1-1	1-0-1-0
2000-01	0-4-0-0	0-2-0-0	0-2-0-0
2001-02	0-3-1-0	0-1-1-0	0-2-0-0
2002-03	1-2-1-0	0-1-1-0	1-1-0-0
2003-04	2-1-1-0	2-0-0-0	0-1-1-0
2004-05	NHL	SEASON	LOCKOUT
2005-06	0-4-0	0-2-0	0-2-0
2006-07	0-4-0	0-2-0	0-2-0
2007-08	2-2-0	1-1-0	1-1-0
2008-09	3-1-0	2-0-0	1-1-0
2009-10	1-1-2	1-1-0	0-0-2
2010-11	2-2-0	1-1-0	1-1-0
2011-12	1-3-0	0-2-0	1-1-0
2012-13	1-2-0	1-1-0	0-1-0
2013-14	2-1-0	0-1-0	2-0-0
2014-15	2-1-0	1-1-0	1-0-0
<b>TOTALS</b>	<b>24-46-11-3</b>	<b>12-24-6-1</b>	<b>12-22-5-2</b>

OPPONENTS

IN THE PAST

STANLEY CUP PLAYOFFS

MEDIA INFORMATION



DAVE HAKSTOL



CLAUDE GIROUX

**ALL-TIME:** 97-125-26-5  
**LAST REG. WIN:** 1/19/15, NYI 7 vs. PHI 4  
**LAST REG. LOSS:** 4/7/15, NYI 4 at PHI 5

**OVERTIME RECORD:** (W-L-T): 6-6-14  
**LAST OT DECISION:** 11/23/11 NYI 3 vs. PHI 4  
**SHOOTOUT RECORD:** 5-2  
**LAST SHOOTOUT:** 2/5/15, NYI 3 at PHI 2

Records are based on W-L-T-OT

**2015-16 MEETINGS**

Wed. Nov. 25, 2015	Islanders vs. Flyers	7:30 PM
Tue. Dec. 8, 2015	Islanders at Flyers	7:00 PM
Sat. Jan. 9, 2016	Islanders at Flyers	1:00 PM
Sat. Jan. 23, 2016	Islanders vs. Flyers	7:30 PM
Mon. Mar. 21, 2016	Islanders vs. Flyers	7:30 PM

**2014-15 SERIES 3-1-0**

HOME:	SCORE:	GOALTENDERS:
11/24/14	NYI 1 PHI 0 (SO)	Halak/Mason
1/19/15	NYI 7 PHI 4	Halak/Emery
ROAD:	SCORE:	GOALTENDERS:
2/5/15	NYI 3 PHI 2 (SO)	Halak/Mason
4/7/15	NYI 4 PHI 5	Halak/Mason

**ALL-TIME FRANCHISE RECORDS**

**NEW YORK ISLANDERS HAT TRICKS (11):**

PLAYER	DATE	LOCATION
Bob Nystrom	12/30/75	vs. PHI
Bob Nystrom	1/10/77	vs. PHI
Mike Bossy (4)	4/7/79	vs. PHI
Bryan Trottier	1/7/82	at PHI
Bryan Trottier (5)	2/13/82	vs. PHI
Mats Hallin	3/19/83	vs. PHI
Mike Bossy	11/29/86	vs. PHI
Pat LaFontaine	10/27/90	vs. PHI
Zigmund Palffy	1/28/98	vs. PHI
Jason Blake	11/26/05	at PHI
Jason Blake	2/27/07	vs. PHI

**NEW YORK ISLANDERS SHUTOUTS (9)**

PLAYER	DATE	LOCATION
Glenn Resch	10/23/75	vs. PHI
Glenn Resch	10/7/76	at PHI
Kelly Hrudey	10/15/87	at PHI
Ron Hextall	2/25/94	vs. PHI
Garth Snow	12/6/01	at PHI
Garth Snow	2/12/02	at PHI
Rick DiPietro	2/7/07	at PHI
Evgeni Nabokov	2/7/12	at PHI
Jaroslav Halak	11/24/14	vs. PHI

**NEW YORK ISLANDERS PENALTY SHOTS (4):**

PLAYER/GOALIE	DATE	OUTCOME
Benoit Hogue/Ron Hextall	1/24/95 vs. PHI	Scored
Robert Nilsson/Antero Nittymaki	3/4/06 vs. PHI	Failed
Frans Nielsen/Sergei Bobrovsky	10/30/10 at PHI	Scored
Michael Grabner/Sergei Bobrovsky	1/12/12 vs. PHI	Failed

**CLUB INFORMATION**

Founded: . . . . . 1967  
 Home Arena: . . . . . Wells Fargo Center (19,537)  
 Address: . . . . . 3601 South Broad Street, Philadelphia, PA 19148  
 Phone: . . . . . 215-465-4500  
 Fax: . . . . . 215-218-7837  
 Web Site: . . . . . www.flyers.nhl.com  
 Stanley Cups: . . . . . 2 (1974, '75)  
 Chairman: . . . . . Ed Snider  
 President: . . . . . Paul Holmgren  
 General Manager: . . . . . Ron Hextall  
 Head Coach: . . . . . Dave Hakstol  
 Assistant Coaches: . . . . . Gord Murphy, Joe Mullen, Ian Laperriere  
 Sr. Director of Communications: . . . . . Zack Hill  
 Director of Public Relations: . . . . . Joe Siville  
 Manager of Broadcasting & Media Services: . . . . . Brian Smith  
 2014-15 Record: . . . . . 33-31-18 (84 Points)  
 2014-15 Finish: . . . . . 6th in Metropolitan, 12th in Eastern Conference, 24th in NHL  
 2015 Playoffs: . . . . . Did not qualify

**BROADCAST TEAMS**

Television Play-by-Play: . . . . . Jim Jackson  
 Television Color Analyst: . . . . . Keith Jones/Bill Clement  
 Radio Play-by-Play: . . . . . Tim Saunders  
 Radio Color Analyst: . . . . . Steve Coates

**PHILADELPHIA FLYERS HAT TRICKS (14):**

PLAYER	DATE	LOCATION
Rick MacLeish (4)	2/13/73	at PHI
Dave Poulin	1/21/84	at PHI
Ilkka Sinisalo	2/5/85	vs. PHI
Brian Propp	3/5/85	vs. PHI
Tim Kerr	12/18/86	at PHI
Dave Poulin	12/18/86	at PHI
Brian Propp	4/5/87	at PHI
Steve Duchesne	12/19/91	at PHI
Josef Beranek	2/2/95	at PHI
Eric Lindros	12/11/97	at PHI
Mike Richards	2/8/06	at PHI
Scott Hartnell	1/19/08	vs. PHI
James Van Riemsdyk	3/26/11	vs. PHI
Vincent Lecavalier	10/26/13	vs. PHI

**PHILADELPHIA FLYERS SHUTOUTS (15)**

PLAYER	DATE	LOCATION
Bernie Parent	10/13/73	vs. PHI
Bernie Parent	12/16/73	at PHI
Bernie Parent	4/4/74	at PHI
Bob Froese	1/22/83	vs. PHI
Bob Froese	2/27/83	at PHI
Pelle Lindbergh	4/4/85	at PHI
Dominic Roussel	5/2/95	vs. PHI
Dominic Roussel	10/14/95	vs. PHI
Garth Snow	12/19/96	at PHI
John Vanbiesbrouck	1/7/99	at PHI
Roman Cechmanek	2/1/01	at PHI
Roman Cechmanek	1/9/03	vs. PHI
Ilya Bryzgalov	2/7/12	at PHI
Ilya Bryzgalov	2/18/13	vs. PHI
Steve Mason	11/24/14	vs. PHI

**PHILADELPHIA FLYERS PENALTY SHOTS (2)**

PLAYER/GOALIE	DATE	OUTCOME
Rick MacLeish vs. Bill Smith	3/20/78 at PHI	Scored
Ron Sutter vs. Kelly Hrudey	11/18/84 at PHI	Failed

# NEW YORK ISLANDERS VS PHILADELPHIA FLYERS

SEASON-BY-SEASON RECORD VS. NHL (SINCE 1972-73)

SEASON	OVERALL, W-L-T-OTL	HOME, W-L-T-OTL	ROAD, W-L-T-OTL
1972-73	37-30-11	27-8-4	10-22-7
1973-74	50-16-12	28-6-5	22-10-7
1974-75	51-18-11	32-6-2	19-12-9
1975-76	51-13-16	36-2-2	15-11-14
1976-77	48-16-16	33-6-1	15-10-15
1977-78	45-20-15	29-6-5	16-14-10
1978-79	40-25-15	26-10-4	14-15-11
1979-80	48-12-20	27-5-8	21-7-12
1980-81	41-24-15	23-9-8	18-15-7
1981-82	38-31-11	25-10-5	13-21-6
1982-83	49-23-8	29-8-3	20-15-5
1983-84	44-26-10	25-10-5	19-16-5
1984-85	53-20-7	32-4-4	21-16-3
1985-86	53-23-4	33-6-1	20-17-3
1986-87	46-26-8	29-9-2	17-17-6
1987-88	38-33-9	20-14-6	18-19-3
1988-89	36-36-8	22-15-3	14-21-5
1989-90	30-39-11	17-19-4	13-20-7
1990-91	33-37-10	18-16-6	15-21-4
1991-92	32-37-11	22-11-7	10-26-4
1992-93	36-37-11	23-14-5	13-23-6
1993-94	35-39-10	19-20-3	16-19-7
1994-95	28-16-4	16-7-1	12-9-3
1995-96	45-24-13	27-9-5	18-15-8
1996-97	45-24-13	23-12-6	22-12-7
1997-98	42-29-11	24-11-6	18-18-5
1998-99	37-26-19	21-9-11	16-17-8
1999-00	45-22-12-3	25-6-7-3	20-16-5-0
2000-01	43-25-11-3	26-11-4-0	17-14-7-3
2001-02	42-27-10-3	20-13-5-3	22-14-5-0
2002-03	45-20-13-4	21-10-8-2	24-10-5-2
2003-04	40-21-15-6	24-11-3-3	16-10-12-3
2004-05	NHL	SEASON	LOCKOUT
2005-06	45-26-11	22-13-6	23-13-5
2006-07	22-48-12	10-24-7	12-24-5
2007-08	42-29-11	21-14-6	21-15-5
2008-09	44-27-11	24-13-4	20-14-7
2009-10	41-35-6	24-14-3	17-21-3
2010-11	47-23-12	22-12-7	25-11-5
2011-12	47-26-9	22-13-6	25-13-3
2012-13	23-22-3	15-7-2	8-15-1
2013-14	42-30-10	24-14-3	18-16-7
2014-15	33-31-18	23-11-7	10-20-11
<b>TOTALS</b>	<b>1,732-1,112-370-122</b>	<b>1,009-448-149-62</b>	<b>723-664-221-60</b>

Games could not result in a tie after the 2003-04 Season

NEW YORK ISLANDERS SEASON-BY-SEASON RECORD VS. PHILADELPHIA (SINCE 1972-73)

SEASON	OVERALL, W-L-T-OTL	HOME, W-L-T-OTL	ROAD, W-L-T-OTL
1972-73	1-4-0	1-1-0	0-3-0
1973-74	0-5-0	0-3-0	0-2-0
1974-75	1-3-2	0-1-2	1-2-0
1975-76	4-2-0	3-0-0	1-2-0
1976-77	3-2-1	2-0-1	1-2-0
1977-78	2-1-3	1-0-2	1-1-1
1978-79	5-1-2	3-0-1	2-1-1
1979-80	2-2-0	1-1-0	1-1-0
1980-81	1-2-1	0-1-1	1-1-0
1981-82	6-1-1	4-0-0	2-1-1
1982-83	1-4-2	1-2-1	0-2-1
1983-84	4-3-0	2-1-0	2-2-0
1984-85	3-3-1	3-1-0	0-2-1
1985-86	4-3-0	3-0-0	1-3-0
1986-87	3-4-0	1-3-0	2-1-0
1987-88	3-3-1	1-2-0	2-1-1
1988-89	1-5-1	1-2-1	0-3-0
1989-90	1-4-2	1-1-1	0-3-1
1990-91	2-4-1	2-2-0	0-2-1
1991-92	3-3-1	3-0-1	0-3-0
1992-93	7-2-0	5-0-0	2-2-0
1993-94	3-2-0	2-0-0	1-2-0
1994-95	2-2-0	1-1-0	1-1-0
1995-96	1-4-1	0-2-1	1-2-0
1996-97	3-1-1	2-0-1	1-1-0
1997-98	2-3-0	2-0-0	0-3-0
1998-99	2-1-2	2-0-1	0-1-1
1999-00	1-3-1-0	0-2-0-0	1-1-1-0
2000-01	1-4-0-0	1-2-0-0	0-2-0-0
2001-02	4-1-0-0	1-1-0-0	3-0-0-0
2002-03	1-3-1-0	0-3-0-0	1-0-1-0
2003-04	2-3-1-0	1-1-1-0	1-2-0-0
2004-05	NHL	SEASON	LOCKOUT
2005-06	2-6-0	1-3-0	1-3-0
2006-07	6-2-0	2-2-0	4-0-0
2007-08	1-6-1	1-2-1	0-4-0
2008-09	0-4-2	0-2-1	0-2-1
2009-10	1-5-0	1-2-0	0-3-0
2010-11	0-5-1	0-3-0	0-2-1
2011-12	2-3-1	0-2-1	2-1-0
2012-13	2-2-0	1-1-0	1-1-0
2013-14	1-3-0	1-1-0	0-2-0
2014-15	3-1-0	2-0-0	1-1-0
<b>TOTALS</b>	<b>97-125-26-5</b>	<b>59-51-15-3</b>	<b>38-74-11-2</b>

OPPONENTS

IN THE PAST


STANLEY CUP PLAYOFFS

MEDIA INFORMATION





MIKE JOHNSTON



SIDNEY CROSBY

**ALL-TIME:** 103-99-22-12  
**LAST REG. WIN:** 4/10/15, NYI 3 at PIT 1  
**LAST REG. LOSS:** 10/18/14, NYI 1 at PIT 3

**OVERTIME RECORD:** (W-L-T): 3-10-10  
**LAST OT DECISION:** 12/3/13, NYI 2 vs. PIT 3  
**SHOOTOUT RECORD:** 7-4  
**LAST SHOOTOUT:** 11/21/14, NYI 5 at PIT 4

Records are based on W-L-T-OT

**2015-16 MEETINGS**

Sat. Jan. 2, 2016	Islanders at Penguins	7:00 PM
Tue. Mar. 8, 2016	Islanders vs. Penguins	7:30 PM
Tue. Mar. 15, 2016	Islanders at Penguins	7:00 PM
Sat. Apr. 2, 2016	Islanders vs. Penguins	1:00 PM

**2014-15 SERIES 4-1-0**

HOME:	SCORE:	GOALTENDERS
11/22/14	NYI 4 PIT 1	.Halak/Greiss
1/16/15	NYI 6 PIT 3	.Halak/Fleury
ROAD:	SCORE:	GOALTENDERS
10/18/14	NYI 1 PIT 3	.Halak/Fleury
11/21/14	NYI 5 PIT 4 (SO)	.Johnson/Fleury
4/10/15	NYI 3 PIT 1	.Halak/Fleury

**ALL-TIME FRANCHISE RECORDS**

**NEW YORK ISLANDERS HAT TRICKS (12):**

PLAYER	DATE	LOCATION
Mike Bossy (4)	1/13/81	vs. PIT
Butch Goring	10/14/82	vs. PIT
Bryan Trottier	11/11/83	at PIT
Pat LaFontaine	2/6/90	at PIT
Derek King	2/6/90	at PIT
Patrick Flatley	12/23/90	at PIT
Derek King	10/15/91	vs. PIT
Pierre Turgeon	2/20/93	vs. PIT
Zigmund Palffy	4/17/99	at PIT
Dave Scatchard	1/7/03	vs. PIT
Miroslav Satan	2/4/06	at PIT
Kyle Okposo (4)	1/16/15	vs. PIT

**NEW YORK ISLANDERS SHUTOUTS (4)**

PLAYER	DATE	LOCATION
Glenn Resch	3/2/80	at PIT
Billy Smith	10/14/82	vs. PIT
Kelly Hrudey	2/2/85	at PIT
Kelly Hrudey	1/9/86	vs. PIT

**NEW YORK ISLANDERS PENALTY SHOTS (8):**

PLAYER/GOALIE	DATE	OUTCOME
Ralph Stewart/Andy Brown	3/5/74 vs. PIT	Failed
Bob Bourne/Dennis Herron	2/17/83 vs. PIT	Failed
Alan Kerr/Pat Riggin	2/26/87 vs. PIT	Failed
Tim Connolly/Jean-Sebastien Aubin	3/21/00 vs. PIT	Scored
Sean Bergenheim/Sebastien Caron	3/31/06 vs. PIT	Failed
Miroslav Satan/Marc-Andre Fleury	4/17/06 at PIT	Failed
Kyle Okposo/Brent Johnson	1/19/10 vs. PIT	Failed
Michael Grabner/Brent Johnson	2/11/11 vs. PIT	Failed

**CLUB INFORMATION**

Founded: . . . . . 1967  
 Home Arena: . . . . . CONSOL Energy Center (18,387)  
 Address: . . . . . 1001 Fifth Avenue, Pittsburgh, PA 15219  
 Phone: . . . . . 412-642-1300  
 Fax: . . . . . 412-255-1980  
 Web Site: . . . . . www.penguins.nhl.com  
 Stanley Cups: . . . . . 3 (1991, '92, 2009)  
 Co-Owner/Chairman: . . . . . Mario Lemieux  
 Co-Owner: . . . . . Ron Burkle  
 General Manager: . . . . . Jim Rutherford  
 Head Coach: . . . . . Mike Johnston  
 Assistant Coaches: . . . . . Rick Tocchet, Gary Agnew  
 Director of Communications: . . . . . Jennifer Bullano  
 Manager of Communications: . . . . . Jason Seidling  
 2014-15 Record: . . . . . 43-27-12 (98 Points)  
 2014-15 Finish: . . . . . 4th in Metropolitan, 8th in Eastern Conference, 15th in NHL  
 2015 Playoffs: . . . . . 1-4, Eliminated in Eastern Conference First Round

**BROADCAST TEAMS**

Television Play-by-Play: . . . . . Paul Steigerwald  
 Television Color Analyst: . . . . . Bob Errey  
 Radio Play-by-Play: . . . . . Mike Lange  
 Radio Color Analyst: . . . . . Phil Bourque

**PITTSBURGH PENGUINS HAT TRICKS (17):**

PLAYER	DATE	LOCATION
Syl Apps	12/13/72	at PIT
Mike Bullard	12/26/84	at PIT
Mario Lemieux	1/10/89	at PIT
Mario Lemieux	10/15/91	vs. PIT
Bob Errey	10/17/91	at PIT
Joe Mullen (4)	12/23/91	vs. PIT
Mario Lemieux	10/26/95	vs. PIT
Ron Francis	12/29/97	at PIT
Jaromir Jagr	12/30/99	at PIT
Alex Kovalev	11/14/01	at PIT
Ryan Malone	12/15/06	at PIT
Ryan Malone	2/19/07	vs. PIT
Evgeni Malkin	11/26/08	vs. PIT
Petr Sykora	12/11/08	at PIT
Pascal Dupuis	12/11/08	at PIT
Evgeni Malkin	1/19/10	at PIT
Chris Kunitz	3/10/13	at PIT

**PITTSBURGH PENGUINS SHUTOUTS (12)**

PLAYER	DATE	LOCATION
Denis Herron	10/17/72	vs. PIT
Jim Rutherford	2/20/73	vs. PIT
Rob Holland	3/2/80	at PIT
Tom Barrasso	11/3/92	at PIT
Peter Skudra	12/21/99	vs. PIT
Sabastien Caron	3/31/06	vs. PIT
Marc-Andre Fleury	2/25/09	at PIT
Marc-Andre Fleury	1/25/11	at PIT
Marc-Andre Fleury/Brent Johnson	2/2/11	at PIT
Marc-Andre Fleury	10/25/11	vs. PIT
Marc-Andre Fleury	11/25/11	at PIT
Thomas Vokoun	3/30/13	at PIT

**PITTSBURGH PENGUINS PENALTY SHOTS (4)**

PLAYER/GOALIE	DATE	OUTCOME
Ross Lonsberry/Glenn Resch	12/5/78 vs. PIT	Failed
Mario Lemieux/Kelly Hrudey	1/19/88 vs. PIT	Scored
Evgeni Malkin/Rick DiPietro	3/22/07 vs. PIT	Failed
Kris Letang/Rick DiPietro	12/29/10 vs. PIT	Failed

# NEW YORK ISLANDERS VS PITTSBURGH PENGUINS

## SEASON-BY-SEASON RECORD VS. NHL (SINCE 1972-73)

SEASON	OVERALL, W-L-T-OTL	HOME, W-L-T-OTL	ROAD, W-L-T-OTL
1972-73	.32-37-9	.24-11-4	.8-26-5
1973-74	.28-41-9	.15-18-6	.13-23-3
1974-75	.37-28-15	.25-5-10	.12-23-5
1975-76	.35-33-12	.23-11-6	.12-22-6
1976-77	.34-33-12	.22-12-6	.12-21-6
1977-78	.25-37-18	.16-15-9	.9-22-9
1978-79	.36-31-13	.23-12-5	.13-19-8
1979-80	.30-37-13	.20-13-7	.10-24-6
1980-81	.30-37-13	.21-16-3	.9-21-10
1981-82	.31-36-13	.21-11-8	.10-25-5
1982-83	.18-53-9	.14-22-4	.4-31-5
1983-84	.16-58-6	.7-29-4	.9-29-2
1984-85	.24-51-5	.17-20-3	.7-31-2
1985-86	.34-38-8	.20-15-5	.14-23-3
1986-87	.30-38-12	.19-15-6	.11-23-6
1987-88	.36-35-9	.22-12-6	.14-23-3
1988-89	.40-33-7	.24-13-3	.16-20-4
1989-90	.32-40-8	.22-15-3	.10-25-5
1990-91	.41-33-6	.25-12-3	.16-21-3
1991-92	.39-32-9	.21-13-6	.18-19-3
1992-93	.56-21-7	.32-6-4	.24-15-3
1993-94	.44-27-13	.25-9-8	.19-18-5
1994-95	.29-16-3	.18-5-1	.11-11-2
1995-96	.49-29-4	.32-9-0	.17-20-4
1996-97	.38-36-8	.25-11-5	.13-25-3
1997-98	.40-24-18	.21-10-10	.19-14-8
1998-99	.38-30-14	.21-10-10	.17-20-4
1999-00	.37-31-8-6	.23-11-7-0	.14-20-1-6
2000-01	.42-28-9-3	.24-15-2-0	.18-13-7-3
2001-02	.28-41-8-5	.16-20-4-1	.12-21-4-4
2002-03	.27-44-6-5	.15-22-2-2	.12-22-4-3
2003-04	.23-47-8-4	.13-22-6-0	.10-25-2-4
2004-05	NHL SEASON	SEASON	LOCKOUT
2005-06	.22-46-14	.12-21-8	.10-25-6
2006-07	.47-24-11	.26-10-5	.21-14-6
2007-08	.47-27-8	.26-10-5	.21-17-3
2008-09	.45-28-9	.25-13-3	.20-15-6
2009-10	.47-28-7	.25-12-4	.22-16-3
2010-11	.49-25-8	.25-14-2	.24-11-6
2011-12	.51-25-6	.29-10-2	.22-15-4
2012-13	.36-12-0	.18-6-0	.18-6-0
2013-14	.51-24-7	.28-9-4	.23-15-3
2014-15	.43-27-12	.23-14-4	.20-13-8
<b>TOTALS</b>	<b>1,517-1,401-312-105</b>	<b>903-559-166-40</b>	<b>614-842-146-65</b>

Games could not result in a tie after the 2003-04 Season

## NEW YORK ISLANDERS SEASON-BY-SEASON RECORD VS. PITTSBURGH (SINCE 1972-73)

SEASON	OVERALL, W-L-T-OTL	HOME, W-L-T-OTL	ROAD, W-L-T-OTL
1972-73	0-4-1	0-2-0	0-2-1
1973-74	1-2-2	1-2-0	0-0-2
1974-75	2-2-0	2-0-0	0-2-0
1975-76	2-1-1	1-0-1	1-1-0
1976-77	2-2-0	1-1-0	1-1-0
1977-78	2-1-1	2-0-0	0-1-1
1978-79	1-0-3	0-0-2	1-0-1
1979-80	0-1-3	0-1-1	0-0-2
1980-81	1-2-1	1-0-1	0-2-0
1981-82	6-2-0	4-0-0	2-2-0
1982-83	5-2-0	3-1-0	2-1-0
1983-84	6-1-0	2-1-0	4-0-0
1984-85	5-2-0	4-0-0	1-2-0
1985-86	5-1-1	3-0-0	2-1-1
1986-87	5-0-2	3-0-1	2-0-1
1987-88	2-4-1	1-2-0	1-2-1
1988-89	2-4-1	2-1-1	0-3-0
1989-90	3-3-1	2-0-1	1-3-0
1990-91	2-5-0	1-3-0	1-2-0
1991-92	1-5-1	0-3-0	1-2-1
1992-93	3-4-0	1-2-0	2-2-0
1993-94	2-2-0	0-2-0	2-0-0
1994-95	1-3-0	1-1-0	0-2-0
1995-96	1-3-0	0-2-0	1-1-0
1996-97	2-2-0	1-1-0	1-1-0
1997-98	2-2-0	1-1-0	1-1-0
1998-99	3-2-0	1-1-0	2-1-0
1999-00	1-4-0-0	1-2-0-0	0-2-0-0
2000-01	3-2-0-0	2-0-0-0	1-2-0-0
2001-02	2-1-1-1	1-1-0-1	1-0-1-0
2002-03	4-0-0-1	2-0-0-0	2-0-0-1
2003-04	3-0-2-1	2-0-0-1	1-0-2-0
2004-05	NHL SEASON	SEASON	LOCKOUT
2005-06	4-3-1	2-2-0	2-1-1
2006-07	4-3-1	3-0-1	1-3-0
2007-08	3-5-0	2-2-0	1-3-0
2008-09	1-4-1	1-1-1	0-3-0
2009-10	1-3-2	1-0-2	0-3-0
2010-11	2-2-2	2-0-1	0-2-1
2011-12	2-3-1	1-2-0	1-1-1
2012-13	1-4-0	0-2-0	1-2-0
2013-14	1-2-1	0-1-1	1-1-0
2014-15	4-1-0	2-0-0	2-1-0
<b>TOTALS</b>	<b>103-99-22-12</b>	<b>60-40-8-8</b>	<b>43-59-14-4</b>

OPPONENTS

IN THE PAST

STANLEY CUP PLAYOFFS

MEDIA INFORMATION



PETER DEBOER



LOGAN COUTURE

**ALL-TIME:** 14-14-3-2  
**LAST REG. WIN:** 2/18/08, NYI 3 vs. SJS 2  
**LAST REG. LOSS:** 11/1/14, NYI 1 at SJS 3

**OVERTIME RECORD:** (W-L-T): 1-2-3  
**LAST OT DECISION:** 10/29/12, NYI 2 vs. SJS 3  
**SHOOTOUT RECORD:** 2-1  
**LAST SHOOTOUT:** 10/16/14, NYI 4 vs. SJS 3

Records are based on W-L-T-OT

**2015-16 MEETINGS**

Sat. Oct. 17, 2015 . . . . . Islanders vs. Sharks . . . . . 7:30 PM  
 Tue. Nov. 10, 2015 . . . . . Islanders at Sharks . . . . . 10:30 PM

**2014-15 SERIES 1-1-0**

HOME:	SCORE:	GOALTENDERS
10/16/14 . . . . . NYI 4 SJS 3 (SO)		. . . . . Halak/Stalock
ROAD:	SCORE:	GOALTENDERS
11/1/14 . . . . . NYI 1 SJS 3		. . . . . Halak/Niemi

**ALL-TIME FRANCHISE RECORDS**

**NEW YORK ISLANDERS HAT TRICKS (2):**

PLAYER	DATE	LOCATION
Patrick Flatley . . . . .	2/1/94 . . . . .	vs. SJS
Zigmund Palffy . . . . .	10/16/97 . . . . .	at SJS

**NEW YORK ISLANDERS SHUTOUTS (3)**

PLAYER	DATE	LOCATION
Glenn Healy . . . . .	3/16/93 . . . . .	at SJS
Tommy Salo . . . . .	12/15/98 . . . . .	at SJS
Garth Snow . . . . .	2/19/03 . . . . .	at SJS

**NEW YORK ISLANDERS PENALTY SHOTS (0):**

PLAYER	DATE	OUTCOME
--------	------	---------

**CLUB INFORMATION**

Founded: . . . . . 1991  
 Home Arena: . . . . . SAP Center at San Jose (17,562)  
 Address: . . . . . 525 W. Santa Clara Street, San Jose, CA 95113  
 Phone: . . . . . 408-287-7070  
 Fax: . . . . . 408-999-5797  
 Web Site: . . . . . www.sharks.nhl.com  
 Stanley Cups: . . . . . none  
 General Manager: . . . . . Doug Wilson  
 Head Coach: . . . . . Peter DeBoer  
 Associate Coaches: . . . . . Bob Boughner, Johan Hedberg  
 Director of Media Relations: . . . . . Scott Emmert  
 Media Relations Manager: . . . . . Ben Guerrero  
 Team Services Manager: . . . . . Ryan Stenn  
 2014-15 Record: . . . . . 40-33-9 (89 Points)  
 2014-15 Finish: . . . . . 5th in Pacific, 12th in Western Conference, 22nd in NHL  
 2015 Playoffs: . . . . . Did not qualify

**BROADCAST TEAMS**

Television Play-by-Play: . . . . . Randy Hahn  
 Television Color Analyst: . . . . . Jamie Baker  
 Radio Play-by-Play: . . . . . Dan Rusanowsky  
 Radio Color Analyst: . . . . . Bret Hedican

**SAN JOSE SHARKS HAT TRICKS (0):**

PLAYER	DATE	LOCATION
--------	------	----------

**SAN JOSE SHARKS SHUTOUTS (2)**

PLAYER	DATE	LOCATION
Evgeni Nabokov . . . . .	11/11/00 . . . . .	vs. SJS
Evgeni Nabokov . . . . .	10/7/06 . . . . .	at SJS

**SAN JOSE SHARKS PENALTY SHOTS (0)**

PLAYER	DATE	OUTCOME
--------	------	---------

# NEW YORK ISLANDERS VS SAN JOSE SHARKS

## SEASON-BY-SEASON RECORD VS. NHL (SINCE 1991-92)

SEASON	OVERALL, W-L-T-OTL	HOME, W-L-T-OTL	ROAD, W-L-T-OTL
1991-92	17-58-5	14-23-3	3-35-2
1992-93	11-71-2	8-33-1	3-38-1
1993-94	33-35-16	19-13-10	14-22-6
1994-95	19-25-4	10-13-1	9-12-3
1995-96	20-55-7	12-26-3	8-29-4
1996-97	27-47-8	14-23-4	13-24-4
1997-98	34-38-10	17-19-5	17-19-5
1998-99	31-33-18	17-15-9	14-18-9
1999-00	35-30-10-7	21-14-3-3	14-16-7-4
2000-01	40-27-12-3	22-14-4-1	18-13-8-2
2001-02	44-27-8-3	25-11-3-2	19-16-5-1
2002-03	28-37-9-8	17-16-5-3	11-21-4-5
2003-04	43-21-12-6	24-8-7-2	19-13-5-4
2004-05	NHL	SEASON	LOCKOUT
2005-06	44-27-11	25-9-7	19-18-4
2006-07	51-26-5	25-12-4	26-14-1
2007-08	49-23-10	22-13-6	27-10-4
2008-09	53-18-11	32-5-4	21-13-7
2009-10	51-20-11	27-6-8	24-14-3
2010-11	48-25-9	25-11-5	23-14-4
2011-12	43-29-10	26-12-3	17-17-7
2012-13	25-16-7	17-2-5	8-14-2
2013-14	51-22-9	29-7-5	22-15-4
2014-15	40-33-9	19-17-5	21-16-4
<b>TOTALS</b>	<b>837-743-121-119</b>	<b>467-322-58-63</b>	<b>370-421-63-56</b>

Games could not result in a tie after the 2003-04 Season

## NEW YORK ISLANDERS SEASON-BY-SEASON RECORD VS. SAN JOSE (SINCE 1991-92)

SEASON	OVERALL, W-L-T-OTL	HOME, W-L-T-OTL	ROAD, W-L-T-OTL
1991-92	2-1-0	2-0-0	0-1-0
1992-93	2-0-0	1-0-0	1-0-0
1993-94	1-1-0	1-0-0	0-1-0
1994-95	---	---	---
1995-96	2-0-0	1-0-0	1-0-0
1996-97	0-0-2	0-0-1	0-0-1
1997-98	1-1-0	0-1-0	1-0-0
1998-99	1-1-0	0-1-0	1-0-0
1999-00	1-1-0-0	0-1-0-0	1-0-0-0
2000-01	0-2-0-0	0-1-0-0	0-1-0-0
2001-02	0-1-1-0	0-0-1-0	0-1-0-0
2002-03	1-0-0-0	---	1-0-0-0
2003-04	0-1-0-0	---	0-1-0-0
2004-05	NHL	SEASON	LOCKOUT
2005-06	---	---	---
2006-07	0-1-0	---	0-1-0
2007-08	1-0-0	1-0-0	---
2008-09	0-1-0	---	0-1-0
2009-10	0-1-0	0-1-0	---
2010-11	0-0-1	---	0-0-1
2011-12	0-0-1	0-0-1	---
2012-13	---	---	---
2013-14	1-1-0	0-1-0	1-0-0
2014-15	1-1-0	1-0-0	0-1-0
<b>TOTALS</b>	<b>14-14-3-2</b>	<b>7-6-2-1</b>	<b>7-8-1-1</b>

OPPONENTS

IN THE PAST

STANLEY CUP PLAYOFFS

MEDIA INFORMATION



**KEN HITCHCOCK**



**DAVID BACKES**

**ALL-TIME:** 48-35-20-4  
**LAST REG. WIN:** 3/5/11, NYI 5 vs. STL 2  
**LAST REG. LOSS:** 12/11/14, NYI 3 at STL 6

**OVERTIME RECORD:** (W-L-T): 3-2-9  
**LAST OT DECISION:** 3/1/07, NYI 2 vs. STL 3  
**SHOOTOUT RECORD:** 0-2  
**LAST SHOOTOUT:** 1/25/14, NYI 3 vs. STL 4

Records are based on W-L-T-OT

**2015-16 MEETINGS**

Sat. Oct. 24, 2015	Islanders at Blues	8:00 PM
Fri. Dec. 4, 2015	Islanders vs. Blues	7:30 PM

**2014-15 SERIES 0-2-0**

<b>HOME:</b>	<b>SCORE:</b>	<b>GOALTENDERS:</b>
12/6/14	NYI 4 STL 6	Halak/Brodeur
<b>ROAD:</b>	<b>SCORE:</b>	<b>GOALTENDERS:</b>
12/11/14	NYI 3 STL 6	Halak/Allen

**ALL-TIME FRANCHISE RECORDS**

**NEW YORK ISLANDERS HAT TRICKS (8):**

PLAYER	DATE	LOCATION
Ralph Stewart	12/22/73	at STL
Garry Howatt	12/20/75	at STL
Mike Bossy	12/7/78	vs. STL
Mike Bossy	11/18/80	at STL
Bryan Trottier	3/24/81	at STL
Bryan Trottier	11/26/81	vs. STL
Brent Sutter	11/29/83	at STL
Ray Ferraro	12/10/91	vs. STL

**NEW YORK ISLANDERS SHUTOUTS (5)**

PLAYER	DATE	LOCATION
Glenn Resch	2/25/75	vs. STL
Glenn Resch	3/9/76	vs. STL
Billy Smith	1/19/78	at STL
Billy Smith	3/1/88	vs. STL
Tommy Salo	10/17/98	at STL

**NEW YORK ISLANDERS PENALTY SHOTS (0):**

PLAYER	DATE	OUTCOME
--------	------	---------

**CLUB INFORMATION**

Founded: . . . . . 1967  
 Home Arena: . . . . . Scottrade Center (19,150)  
 Address: . . . . . 1401 Clark Ave at Brett Hull Way, St. Louis, MO 63103  
 Phone: . . . . . 314-622-2500  
 Fax: . . . . . 314-622-2533  
 Web Site: . . . . . www.blues.nhl.com  
 Stanley Cups: . . . . . none  
 President of Hockey Operations and General Manager: . . . . . Doug Armstrong  
 Head Coach: . . . . . Ken Hitchcock  
 Associate Coach: . . . . . Brad Shaw  
 Assistant Coaches: . . . . . Ray Bennett, Kirk Muller  
 Senior Vice President, Marketing and Public Relations: . . . . . Mike Caruso  
 Senior Director of Media Relations and Team Services: . . . . . Rich Jankowski  
 Assistant Director of Media Relations: . . . . . Dan O'Neill  
 2014-15 Record: . . . . . 51-24-7 (109 Points)  
 2014-15 Finish: . . . . . 1st in Central, 2nd in Western Conference, 4th in NHL  
 2015 Playoffs: . . . . . 2-4, Lost in Western Conference First Round

**BROADCAST TEAMS**

Television Play-by-Play: . . . . . John Kelly  
 Television Color Analyst: . . . . . Darren Pang, Bernie Federko  
 Radio Play-by-Play: . . . . . Chris Kerber  
 Radio Color Analyst: . . . . . Kelly Chase

**ST. LOUIS BLUES HAT TRICKS (5):**

PLAYER	DATE	LOCATION
Pierre Plante	12/17/74	at STL
Bernie Federko	11/29/83	at STL
Brett Hull	12/10/91	vs. STL
Brett Hull	12/21/91	at STL
Geoff Courtnall	11/11/95	vs. STL

**ST. LOUIS BLUES SHUTOUTS (6)**

PLAYER	DATE	LOCATION
Wayne Stephenson	11/17/73	at STL
Rick Heinz	3/8/83	at STL
Greg Millen	3/25/86	vs. STL
Greg Millen	12/1/88	at STL
Greg Millen	2/11/89	at STL
Vince Riendeau	3/28/91	at STL

**ST. LOUIS BLUES PENALTY SHOTS (1)**

PLAYER/GOALIE	DATE	OUTCOME
Brett Hull/Glenn Healy	12/31/92 at STL	Failed

# NEW YORK ISLANDERS VS ST. LOUIS BLUES

## SEASON-BY-SEASON RECORD VS. NHL (SINCE 1972-73)

SEASON	OVERALL, W-L-T-OTL	HOME, W-L-T-OTL	ROAD, W-L-T-OTL
1972-73	32-34-12	21-11-7	11-23-5
1973-74	26-40-12	16-16-7	10-24-5
1974-75	35-31-14	23-13-4	12-18-10
1975-76	29-37-14	20-12-8	9-25-6
1976-77	32-39-9	22-13-5	10-26-4
1977-78	20-47-13	12-20-8	8-27-5
1978-79	18-50-12	14-20-6	4-30-6
1979-80	34-34-12	20-13-7	14-21-5
1980-81	45-18-17	29-7-4	16-11-13
1981-82	32-40-8	22-14-4	10-26-4
1982-83	25-40-15	16-16-8	9-24-7
1983-84	32-41-7	23-14-3	9-27-4
1984-85	37-31-12	21-12-7	16-19-5
1985-86	37-34-9	23-11-6	14-23-3
1986-87	32-33-15	21-12-7	11-21-8
1987-88	34-38-8	18-17-5	16-21-3
1988-89	33-35-12	22-11-7	11-24-5
1989-90	37-34-9	20-15-5	17-19-4
1990-91	47-22-11	24-9-7	23-13-4
1991-92	36-33-11	25-12-3	11-21-8
1992-93	37-36-11	22-13-7	15-23-4
1993-94	40-33-11	23-11-8	17-22-3
1994-95	28-15-5	16-6-2	12-9-3
1995-96	32-34-16	15-17-9	17-17-7
1996-97	36-35-11	17-20-4	19-15-7
1997-98	45-29-8	26-10-5	19-19-3
1998-99	37-32-13	18-17-6	19-15-7
1999-00	51-19-11	24-9-7	27-10-4
2000-01	43-22-12	28-5-5	15-17-7
2001-02	43-27-8	27-12-1	16-15-7
2002-03	41-24-11	23-11-4	18-13-7
2003-04	39-30-11	23-11-7	16-19-4
2004-05	NHL SEASON	SEASON	LOCKOUT
2005-06	21-46-15	12-23-6	9-23-9
2006-07	34-35-13	16-16-9	18-19-4
2007-08	33-36-13	20-15-6	13-21-7
2008-09	41-31-10	23-13-5	18-18-5
2009-10	40-32-10	18-18-5	22-14-5
2010-11	38-33-11	23-13-5	15-20-6
2011-12	49-22-11	30-6-5	19-16-6
2012-13	29-17-2	15-8-1	14-9-1
2013-14	52-23-7	28-9-4	24-14-3
2014-15	51-24-7	27-12-2	24-12-5
<b>TOTALS</b>	<b>1,513-1,346-360-117</b>	<b>888-546-183-51</b>	<b>625-800-177-66</b>

Games could not result in a tie after the 2003-04 Season

## NEW YORK ISLANDERS SEASON-BY-SEASON RECORD VS. ST. LOUIS (SINCE 1972-73)

SEASON	OVERALL, W-L-T-OTL	HOME, W-L-T-OTL	ROAD, W-L-T-OTL
1972-73	1-3-1	1-1-1	0-2-0
1973-74	2-2-1	1-1-0	1-1-1
1974-75	2-2-1	2-0-1	0-2-0
1975-76	4-0-1	2-0-0	2-0-1
1976-77	3-1-1	3-0-0	0-1-1
1977-78	4-0-1	1-0-1	3-0-0
1978-79	3-0-2	3-0-0	0-0-2
1979-80	3-1-0	2-0-0	1-1-0
1980-81	2-0-2	0-0-2	2-0-0
1981-82	2-0-1	1-0-1	1-0-0
1982-83	2-1-0	1-0-0	1-1-0
1983-84	1-1-1	1-1-0	0-0-1
1984-85	3-0-0	1-0-0	2-0-0
1985-86	1-1-1	0-1-1	1-0-0
1986-87	1-1-1	0-0-1	1-1-0
1987-88	2-0-1	1-0-1	1-0-0
1988-89	1-2-0	1-0-0	0-2-0
1989-90	1-2-0	1-1-0	0-1-0
1990-91	0-3-0	0-1-0	0-2-0
1991-92	0-2-1	0-1-1	0-1-0
1992-93	1-2-0	0-1-0	1-1-0
1993-94	1-0-1	1-0-0	0-0-1
1994-95	---	---	---
1995-96	0-2-0	0-1-0	0-1-0
1996-97	0-1-1	0-1-0	0-0-1
1997-98	1-0-1	1-0-0	0-0-1
1998-99	1-0-1	0-0-1	1-0-0
1999-00	0-1-0-0	0-1-0-0	---
2000-01	1-0-0-0	---	1-0-0-0
2001-02	1-0-0-0	1-0-0-0	---
2002-03	1-1-0-0	0-1-0-0	1-0-0-0
2003-04	0-1-0-1	0-1-0-0	0-0-0-1
2004-05	NHL SEASON	SEASON	LOCKOUT
2005-06	1-0-0	---	1-0-0
2006-07	0-0-1	0-0-1	---
2007-08	---	---	---
2008-09	1-0-0	1-0-0	---
2009-10	0-1-1	0-0-1	0-1-0
2010-11	1-0-0	1-0-0	---
2011-12	0-1-0	---	0-1-0
2012-13	---	---	---
2013-14	0-1-1	0-0-1	0-1-0
2014-15	0-2-0	0-1-0	0-1-0
<b>TOTALS</b>	<b>48-35-20-4</b>	<b>27-14-11-3</b>	<b>21-21-9-1</b>

OPPONENTS


IN THE PAST

STANLEY CUP PLAYOFFS

MEDIA INFORMATION



JON COOPER



STEVEN STAMKOS

**ALL-TIME:** 43-36-3-6  
**LAST REG. WIN:** 12/20/14, NYI 3 vs. TBL 1  
**LAST REG. LOSS:** 11/15/14, NYI 2 at TBL 5

**OVERTIME RECORD:** (W-L-T): 6-7-3  
**LAST OT DECISION:** 12/22/10, NYI 2 vs. TBL 1  
**SHOOTOUT RECORD:** 1-3  
**LAST SHOOTOUT:** 3/27/14, NYI 2 at TBL 3

Records are based on W-L-T-OT

**2015-16 MEETINGS**

Sat. Nov. 28, 2015	Islanders at Lightning	7:00 PM
Fri. Mar. 25, 2016	Islanders at Lightning	7:30 PM
Mon. Apr. 4, 2016	Islanders vs. Lightning	7:00 PM

**2014-15 SERIES 2-1-0**

<b>HOME:</b>	<b>SCORE:</b>	<b>GOALTENDERS:</b>
11/18/14	NYI 5 TBL 2	.Halak/Nabokov
12/20/14	NYI 3 TBL 1	.Halak/Vasilevskiy
<b>ROAD:</b>	<b>SCORE:</b>	<b>GOALTENDERS:</b>
11/15/14	NYI 2 TBL 5	Johnson/Bishop

**ALL-TIME FRANCHISE RECORDS**

**NEW YORK ISLANDERS HAT TRICKS (1):**

PLAYER	DATE	LOCATION
Dave Scatchard	2/11/03	vs. TBL

**NEW YORK ISLANDERS SHUTOUTS (12)**

PLAYER	DATE	LOCATION
Ron Hextall	4/13/94	at TBL
Tommy Salo	3/13/97	at TBL
Wade Flaherty	4/1/98	vs. TBL
Wade Flaherty	4/6/98	at TBL
Wade Flaherty	4/16/98	vs. TBL
Tommy Salo	10/14/98	at TBL
Kevin Weekes	1/22/00	vs. TBL
Chris Osgood	11/6/01	vs. TBL
Rick DiPietro	3/21/04	vs. TBL
Rick DiPietro	11/1/07	vs. TBL
Rick DiPietro	2/21/08	vs. TBL
Evgeni Nabokov	3/14/13	at TBL

**NEW YORK ISLANDERS PENALTY SHOTS (2):**

PLAYER/GOALIE	DATE	OUTCOME
Pierre Turgeon/Pat Jablonski	11/7/92 vs. TBL	Scored
Robert Reichel/Zac Bierk	1/14/98 at TBL	Scored

**CLUB INFORMATION**

Founded: . . . . . 1992  
 Home Arena: . . . . . Amalie Arena (19,500)  
 Address: . . . . . 401 Channelside Drive, Tampa, FL 33602  
 Phone: . . . . . 813-301-6500  
 Fax: . . . . . 813-301-1480  
 Web Site: . . . . . www.lightning.nhl.com  
 Stanley Cups: . . . . . 2004  
 Chairman and Governor . . . . . Jeff Vinik  
 Vice President and General Manager: . . . . . Steve Yzerman  
 Head Coach: . . . . . Jon Cooper  
 Associate Coach . . . . . Rick Bowness  
 Assistant Coaches: . . . . . Steve Thomas  
 Executive Vice President, Communications: . . . . . Bill Wickett  
 Public Relations Director: . . . . . Brian Breseman  
 Public Relations Coordinator: . . . . . Trevor Van Knotsenburg  
 2013-14 Record: . . . . . 50-24-8 (108 Points)  
 2013-14 Finish: . . . . . 2nd in Atlantic, 3rd in Eastern Conference, 5th in NHL  
 2014 Playoffs: . . . . . 14-12, Lost in Stanley Cup Final

**BROADCAST TEAMS**

Television Play-by-Play: . . . . . Rick Peckham  
 Television Color Analyst: . . . . . Brian Engblom  
 Radio Play-by-Play: . . . . . David Mishkin  
 Radio Color Analyst: . . . . . Phil Esposito

**TAMPA BAY LIGHTNING HAT TRICKS (2):**

PLAYER	DATE	LOCATION
Doug Crossman	11/7/92	vs. TBL
Vincent Lecavalier	3/11/08	at TBL

**TAMPA BAY LIGHTNING SHUTOUTS (4)**

PLAYER	DATE	LOCATION
Bill Ranford	12/29/98	at TBL
Kevin Weekes	3/3/01	vs. TBL
Mike McKenna	2/7/09	at TBL
Mike Smith	12/5/09	at TBL

**TAMPA BAY LIGHTNING PENALTY SHOTS (3)**

PLAYER/GOALIE	DATE	OUTCOME
Rob Zamuner/Tommy Salo	1/11/97 at TBL	Scored
Dan Kesa/Roberto Luongo	1/13/00 at TBL	Failed
Vincent Lecavalier/Garth Snow	1/2/06 vs. TBL	Scored

# NEW YORK ISLANDERS VS TAMPA BAY LIGHTNING

## SEASON-BY-SEASON RECORD VS. NHL (SINCE 1992-93)

SEASON	OVERALL, W-L-T-OTL	HOME, W-L-T-OTL	ROAD, W-L-T-OTL
1992-93	.23-54-7	12-27-3	11-27-4
1993-94	30-43-11	14-22-6	16-21-5
1994-95	17-28-3	10-14-0	7-14-3
1995-96	38-32-12	22-14-5	16-18-7
1996-97	32-40-10	15-18-8	17-22-2
1997-98	17-55-10	11-23-7	6-32-3
1998-99	19-54-9	12-25-4	7-29-5
1999-00	19-47-9-7	13-20-4-4	6-27-5-3
2000-01	24-47-6-5	17-19-3-2	7-28-3-3
2001-02	27-40-11-4	16-17-5-3	11-23-6-1
2002-03	36-25-16-5	22-9-7-3	14-16-9-2
2003-04	46-22-8-6	24-10-4-3	22-12-4-3
2004-05	NHL	SEASON	LOCKOUT
2005-06	43-33-6	25-14-2	18-19-4
2006-07	44-33-5	22-18-1	22-15-4
2007-08	31-42-9	20-18-3	11-24-6
2008-09	24-40-18	12-18-11	12-22-7
2009-10	34-36-12	21-14-6	13-22-6
2010-11	46-25-11	25-11-5	21-14-6
2011-12	38-36-8	25-14-2	13-22-6
2012-13	18-26-4	12-10-2	6-16-2
2013-14	46-27-9	25-10-6	21-17-3
2014-15	50-24-8	32-8-1	18-16-7
<b>TOTALS</b>	<b>702-809-112-117</b>	<b>407-353-56-54</b>	<b>295-456-56-63</b>

Games could not result in a tie after the 2003-04 Season

## NEW YORK ISLANDERS SEASON-BY-SEASON RECORD VS. TAMPA BAY (SINCE 1992-93)

SEASON	OVERALL, W-L-T-OTL	HOME, W-L-T-OTL	ROAD, W-L-T-OTL
1992-93	1-1-0	0-1-0	1-0-0
1993-94	4-1-0	2-0-0	2-1-0
1994-95	0-4-0	0-2-0	0-2-0
1995-96	1-4-0	1-2-0	0-2-0
1996-97	1-4-1	0-3-0	1-1-1
1997-98	5-0-0	2-0-0	3-0-0
1998-99	1-2-1	0-1-1	1-1-0
1999-00	2-2-0-0	2-0-0-0	0-2-0-0
2000-01	1-1-1-1	1-1-0-0	0-0-1-1
2001-02	4-0-0-0	2-0-0-0	2-0-0-0
2002-03	2-2-0-0	1-1-0-0	1-1-0-0
2003-04	3-1-0-0	2-0-0-0	1-1-0-0
2004-05	NHL	SEASON	LOCKOUT
2005-06	0-3-1	0-1-1	0-2-0
2006-07	0-2-2	0-2-0	0-0-2
2007-08	3-1-0	2-0-0	1-1-0
2008-09	3-1-0	2-0-0	1-1-0
2009-10	1-3-0	1-1-0	0-2-0
2010-11	3-1-0	1-1-0	2-0-0
2011-12	2-2-0	2-0-0	0-2-0
2012-13	3-0-0	2-0-0	1-0-0
2013-14	1-0-2	0-0-1	1-0-1
2014-15	2-1-0	2-0-0	0-1-0
<b>TOTALS</b>	<b>43-36-3-6</b>	<b>25-16-1-2</b>	<b>18-20-2-4</b>

OPPONENTS

IN THE PAST

STANLEY CUP PLAYOFFS

MEDIA INFORMATION





MIKE BABCOCK



DION PHANEUF

**ALL-TIME:** 72-60-7-6  
**LAST REG. WIN:** 2/12/15, NYI 3 vs. TOR 2  
**LAST REG. LOSS:** 10/21/14, NYI 2 vs. TOR 5

**OVERTIME RECORD:** (W-L-T): 6-7-2  
**LAST OT DECISION:** 3/9/15, NYI 4 at TOR 3  
**SHOOTOUT RECORD:** 3-1  
**LAST SHOOTOUT:** 2/26/09, NYI 4 vs. TOR 5

Records are based on W-L-T-OT

**2015-16 MEETINGS**

Sun. Dec. 27, 2015	Islanders vs. Maple Leafs	6:00 PM
Tue. Dec. 29, 2015	Islanders at Maple Leafs	7:00 PM
Wed. Mar. 9, 2016	Islanders at Maple Leafs	7:00 PM

**2014-15 SERIES 2-1-0**

HOME:	SCORE:	GOALTENDERS:
10/21/14	NYI 2 TOR 5	Halak/Bernier
2/12/15	NYI 3 TOR 2	Halak/Bernier
ROAD:	SCORE:	GOALTENDERS:
3/9/15	NYI 4 TOR 3 (OT)	Neuvirth/Bernier

**ALL-TIME FRANCHISE RECORDS**

**NEW YORK ISLANDERS HAT TRICKS (8):**

PLAYER	DATE	LOCATION
Denis Potvin	10/14/78	at TOR
Bryan Trottier	3/15/79	vs. TOR
John Tonelli (5)	1/6/81	vs. TOR
Mike Bossy	3/4/82	vs. TOR
Denis Potvin	3/4/82	vs. TOR
Pat LaFontaine	3/3/84	at TOR
Patrick Flatley (4)	11/6/85	at TOR
Mike Bossy	3/20/86	at TOR

**NEW YORK ISLANDERS SHUTOUTS (2)**

PLAYER	DATE	LOCATION
Billy Smith	11/22/74	vs. TOR
Tommy Salo	10/4/97	vs. TOR

**NEW YORK ISLANDERS PENALTY SHOTS (4):**

PLAYER/GOALIE	DATE	OUTCOME
Brad Isbister/Glenn Healy	10/11/00 at TOR	Failed
Sean Bergenheim/Vesa Toskala	2/26/09 vs. TOR	Failed
Matt Martin/James Reimer	3/8/11 vs. TOR	Failed
Michael Grabner/James Reimer	2/28/13 vs. TOR	Failed

**CLUB INFORMATION**

Founded: . . . . . 1917  
 Home Arena: . . . . . Air Canada Centre (18,819)  
 Address: . . . . . 40 Bay Street, Suite 400, Toronto, ON M5J 2X2  
 Phone: . . . . . 416-815-5700  
 Fax: . . . . . 416-359-9331  
 Web Site: . . . . . www.mapleleafs.nhl.com  
 Stanley Cups: . . . . . 13 (1918, '22, '32, '42, '45, '47, '48, '49, '51, '62, '63, '64, '67)  
 President & Alternate Governor: . . . . . Brendan Shanahan  
 General Manager: . . . . . Lou Lamiorello  
 Head Coach: . . . . . Mike Babcock  
 Assistant Coaches: . . . . . Jim Hiller, D.J. Smith, Andrew Brewer  
 Director, Media Relations: . . . . . Steve Keogh  
 Senior Manager, Media Relations: . . . . . Scott McNaughton  
 Coordinator, Media Relations: . . . . . Ian Meagher  
 2014-15 Record: . . . . . 30-44-8 (68 Points)  
 2014-15 Finish: . . . . . 7th in Atlantic, 15th in Eastern Conference, 27th in NHL  
 2015 Playoffs: . . . . . Did not qualify

**BROADCAST TEAMS**

Television Play-by-Play: . . . . . Gord Miller/Chris Cuthbert  
 Television Color Analyst: . . . . . Ray Ferraro  
 Radio Play-by-Play: . . . . . Joe Bowen  
 Radio Analyst: . . . . . Jim Ralph

**TORONTO MAPLE LEAFS HAT TRICKS (3):**

PLAYER	DATE	LOCATION
Paul Henderson	2/28/74	vs. TOR
Darryl Sittler	10/14/78	at TOR
Nazem Kadri	2/28/13	vs. TOR

**TORONTO MAPLE LEAFS SHUTOUTS (3)**

PLAYER	DATE	LOCATION
Marcel Cousineau	12/30/96	at TOR
Ed Belfour	1/20/04	at TOR
Jonas Gustavsson	1/23/12	at TOR

**TORONTO MAPLE LEAFS PENALTY SHOTS (1)**

PLAYER/GOALIE	DATE	OUTCOME
Mats Sundin/Garth Snow	2/25/03 at TOR	Failed

# NEW YORK ISLANDERS VS TORONTO MAPLE LEAFS

## SEASON-BY-SEASON RECORD VS. NHL (SINCE 1972-73)

SEASON	OVERALL, W-L-T-OTL	HOME, W-L-T-OTL	ROAD, W-L-T-OTL
1972-73	.27-41-10	20-12-7	7-29-3
1973-74	.35-27-16	21-11-7	14-16-9
1974-75	.31-33-16	19-12-9	12-21-7
1975-76	.34-31-15	23-12-5	11-19-10
1976-77	.33-32-15	18-13-9	15-19-6
1977-78	.41-29-10	21-13-6	20-16-4
1978-79	.34-33-13	20-12-8	14-21-5
1979-80	.35-40-5	17-19-4	18-21-1
1980-81	.28-37-15	14-21-5	14-16-10
1981-82	.20-44-16	12-20-8	8-24-8
1982-83	.28-40-12	20-15-5	8-25-7
1983-84	.26-45-9	17-16-7	9-29-2
1984-85	.20-52-8	10-28-2	10-24-6
1985-86	.25-48-7	16-21-3	9-27-4
1986-87	.32-42-6	22-14-4	10-28-2
1987-88	.21-49-10	14-20-6	7-29-4
1988-89	.28-46-6	15-20-5	13-26-1
1989-90	.38-38-4	24-14-2	14-24-2
1990-91	.23-46-11	15-21-4	8-25-7
1991-92	.30-43-7	21-16-3	9-27-4
1992-93	.44-29-11	25-11-6	19-18-5
1993-94	.43-29-12	23-15-4	20-14-8
1994-95	.21-19-8	15-7-2	6-12-6
1995-96	.34-36-12	19-15-7	15-21-5
1996-97	.30-44-8	18-20-3	12-24-5
1997-98	.30-43-9	16-20-5	14-23-4
1998-99	.45-30-7	23-13-5	22-17-2
1999-00	.45-27-7-3	24-12-5-0	21-15-2-3
2000-01	.37-29-11-5	19-11-7-4	18-18-4-1
2001-02	.43-25-10-4	24-11-6-0	19-14-4-4
2002-03	.44-28-7-3	24-13-4-0	20-15-3-3
2003-04	.45-24-10-3	22-14-3-2	23-10-7-1
2004-05	NHL SEASON	SEASON	LOCKOUT
2005-06	.41-33-8	26-12-3	15-21-5
2006-07	.40-31-11	21-15-5	19-16-6
2007-08	.36-35-11	18-17-6	18-18-5
2008-09	.34-35-13	16-16-9	18-19-4
2009-10	.30-38-14	18-17-6	12-21-8
2010-11	.37-34-11	18-15-8	19-19-3
2011-12	.35-37-10	18-16-7	17-21-3
2012-13	.26-17-5	13-9-2	13-8-3
2013-14	.38-36-8	24-16-1	14-20-7
2014-15	.30-44-8	22-17-2	8-27-6
<b>TOTALS</b>	<b>1,397-1,499-323-117</b>	<b>805-642-166-55</b>	<b>592-857-157-62</b>

Games could not result in a tie after the 2003-04 Season

## NEW YORK ISLANDERS SEASON-BY-SEASON RECORD VS. TORONTO (SINCE 1972-73)


SEASON	OVERALL, W-L-T-OTL	HOME, W-L-T-OTL	ROAD, W-L-T-OTL
1972-73	1-4-0	1-1-0	0-3-0
1973-74	0-4-2	0-2-1	0-2-1
1974-75	2-2-1	2-0-1	0-2-0
1975-76	3-1-1	1-1-0	2-0-1
1976-77	1-2-1	0-2-0	1-0-1
1977-78	3-1-0	2-0-0	1-1-0
1978-79	3-1-0	2-0-0	1-1-0
1979-80	3-1-0	1-1-0	2-0-0
1980-81	3-1-0	1-1-0	2-0-0
1981-82	3-0-0	1-0-0	2-0-0
1982-83	2-1-0	2-0-0	0-1-0
1983-84	2-1-0	1-0-0	1-1-0
1984-85	2-1-0	2-0-0	0-1-0
1985-86	3-0-0	1-0-0	2-0-0
1986-87	2-1-0	2-0-0	0-1-0
1987-88	0-3-0	0-1-0	0-2-0
1988-89	1-2-0	0-2-0	1-0-0
1989-90	3-0-0	1-0-0	2-0-0
1990-91	1-1-1	1-0-1	0-1-0
1991-92	2-1-0	0-1-0	2-0-0
1992-93	1-1-0	0-1-0	1-0-0
1993-94	1-1-0	1-0-0	0-1-0
1994-95	---	---	---
1995-96	1-1-0	1-0-0	0-1-0
1996-97	0-2-0	0-1-0	0-1-0
1997-98	1-1-0	1-0-0	0-1-0
1998-99	1-3-0	0-2-0	1-1-0
1999-00	1-3-0-0	0-2-0-0	1-1-0-0
2000-01	1-3-0-0	1-1-0-0	0-2-0-0
2001-02	3-0-0-1	2-0-0-0	1-0-0-1
2002-03	1-2-1-0	1-1-0-0	0-1-1-0
2003-04	2-2-0-0	2-0-0-0	0-2-0-0
2004-05	NHL SEASON	SEASON	LOCKOUT
2005-06	1-2-1	1-0-1	0-2-0
2006-07	3-1-0	2-0-0	1-1-0
2007-08	2-2-0	1-1-0	1-1-0
2008-09	1-1-2	1-0-1	0-1-1
2009-10	3-1-0	2-0-0	1-1-0
2010-11	2-2-0	1-1-0	1-1-0
2011-12	1-2-1	0-1-1	1-1-0
2012-13	2-0-1	0-0-1	2-0-0
2013-14	2-1-0	1-0-0	1-1-0
2014-15	2-1-0	1-1-0	1-0-0
<b>TOTALS</b>	<b>72-60-7-6</b>	<b>40-24-3-4</b>	<b>32-36-4-2</b>

OPPONENTS


IN THE PAST

STANLEY CUP PLAYOFFS

MEDIA INFORMATION



WILLIE DESJARDINS



HENRIK SEDIN

**ALL-TIME:** 50-38-13-3  
**LAST REG. WIN:** 3/10/14, NYI 7 at VAN 4  
**LAST REG. LOSS:** 2/22/15, NYI 0 vs. VAN 4

**OVERTIME RECORD:** (W-L-T): 3-3-4  
**LAST OT DECISION:** 10/22/13, NYI 4 vs. VAN 5  
**SHOOTOUT RECORD:** 1-2  
**LAST SHOOTOUT:** 1/11/11, NYI 3 vs. VAN 4

Records are based on W-L-T-OT

**2015-16 MEETINGS**

Sun. Jan. 17, 2016	Islanders vs. Canucks	4:00 PM
Tue. Mar. 1, 2016	Islanders at Canucks	10:00 PM

**2014-15 SERIES 0-2-0**

<b>HOME:</b>	<b>SCORE:</b>	<b>GOALTENDERS:</b>
2/2/15	NYI 0 VAN 4	.Halak/Miller
<b>ROAD:</b>	<b>SCORE:</b>	<b>GOALTENDERS:</b>
1/6/15	NYI 2 VAN 3	.Halak/Lack

**ALL-TIME FRANCHISE RECORDS**

**NEW YORK ISLANDERS HAT TRICKS (5):**

PLAYER	DATE	LOCATION
Bob Cook	3/3/73	vs. VAN
Clark Gillies	11/19/76	at VAN
Mike Bossy	1/2/79	vs. VAN
Brent Sutter	10/23/84	vs. VAN
Pierre Turgeon	3/9/94	at VAN

**NEW YORK ISLANDERS SHUTOUTS (4)**

PLAYER	DATE	LOCATION
Glenn Resch	1/2/79	vs. VAN
Glenn Resch	1/8/80	vs. VAN
Billy Smith	2/11/86	vs. VAN
Glenn Healy	1/16/90	vs. VAN

**NEW YORK ISLANDERS PENALTY SHOTS (0):**

PLAYER	DATE	OUTCOME
--------	------	---------

**CLUB INFORMATION**

Founded: . . . . . 1970  
 Home Arena: . . . . . Rogers Arena (18,910)  
 Address: . . . . . 800 Griffiths Way, Vancouver, BC V6B 6G1  
 Phone: . . . . . 604-899-4600  
 Fax: . . . . . 604-899-7401  
 Web Site: . . . . . www.canucks.nhl.com  
 Stanley Cups: . . . . . none  
 Chairman & Governor: . . . . . Francesco Aquilini  
 President Hockey Operations & Alternate Governor: . . . . . Trevor Linden  
 General Manager: . . . . . Jim Benning  
 Head Coach: . . . . . Willie Desjardins  
 Assistant Coaches: . . . . . Doug Lidster, Glen Gulutzan, Perry Pearn  
 Director, Media Relations & Team Operations: . . . . . Ben Brown  
 2014-15 Record: . . . . . 48-29-5 (101 Points)  
 2014-15 Finish: . . . . . 2nd in Pacific, 5th in Western Conference, 8th in NHL  
 2015 Playoffs: . . . . . 2-4, Lost in Western Conference First Round

**BROADCAST TEAMS**

Television Play-by-Play: . . . . . John Shorthouse  
 Television Color Analyst: . . . . . John Garrett  
 Radio Play-by-Play: . . . . . Jon Abbott  
 Radio Color Analyst: . . . . . Dave Tomlinson

**CANUCKS HAT TRICKS (3):**

PLAYER	DATE	LOCATION
Bobby Schmautz (4)	12/30/72	at VAN
John Gould	2/21/75	vs. VAN
Todd Bertuzzi	1/14/06	vs. VAN

**CANUCKS SHUTOUTS (3)**

PLAYER	DATE	LOCATION
Gary Smith	11/30/74	at VAN
Kirk McLean	11/10/91	at VAN
Ryan Miller/Eddie Lack	2/22/15	vs. VAN

**CANUCKS PENALTY SHOTS (3)**

PLAYER/GOALIE	DATE	OUTCOME
Ron Sedlbauer/Billy Smith	11/19/77 vs. VAN	Failed
Ron Sedlbauer/Glenn Resch	3/7/78 vs. VAN	Failed
Markus Naslund/Chris Osgood	3/21/02 vs. VAN	Failed

# NEW YORK ISLANDERS VS VANCOUVER CANUCKS

## SEASON-BY-SEASON RECORD VS. NHL (SINCE 1973)

SEASON	OVERALL, W-L-T-OTL	HOME, W-L-T-OTL	ROAD, W-L-T-OTL
1972-73	22-47-9	17-18-4	5-29-5
1973-74	24-43-11	14-18-7	10-25-4
1974-75	38-32-10	23-12-5	15-20-5
1975-76	33-32-15	22-11-7	11-21-8
1976-77	25-42-13	13-21-6	12-21-7
1977-78	20-43-17	13-15-12	7-28-5
1978-79	25-42-13	15-18-7	10-24-6
1979-80	27-37-16	14-17-9	13-20-7
1980-81	28-32-20	17-12-11	11-20-9
1981-82	30-33-17	20-8-12	10-25-5
1982-83	30-35-15	20-12-8	10-23-7
1983-84	32-39-9	20-16-4	12-23-5
1984-85	25-46-9	15-21-4	10-25-5
1985-86	23-44-13	17-18-5	6-26-8
1986-87	29-43-8	17-19-4	12-24-4
1987-88	25-46-9	15-20-5	10-26-4
1988-89	33-39-8	19-15-6	14-24-2
1989-90	25-41-14	13-16-11	12-25-3
1990-91	28-43-9	18-17-5	10-26-4
1991-92	42-26-12	23-10-7	19-16-5
1992-93	46-29-9	27-11-4	19-18-5
1993-94	41-40-3	20-19-3	21-21-0
1994-95	18-18-12	10-8-6	8-10-6
1995-96	32-35-15	15-19-7	17-16-8
1996-97	35-40-7	20-17-4	15-23-3
1997-98	25-43-14	15-22-4	10-21-10
1998-99	23-47-12	14-21-6	9-26-6
1999-00	30-29-15-8	16-14-5-6	14-15-10-2
2000-01	36-28-11-7	21-12-5-3	15-16-6-4
2001-02	42-30-7-3	23-11-5-2	19-19-2-1
2002-03	45-23-13-1	22-13-6-0	23-10-7-1
2003-04	43-24-10-5	21-13-7-0	22-11-3-5
2004-05	NHL	SEASON	LOCKOUT
2005-06	42-32-8	25-10-6	17-22-2
2006-07	49-26-7	26-11-4	23-15-3
2007-08	39-33-10	21-15-5	18-18-5
2008-09	45-27-10	24-12-5	21-15-5
2009-10	49-28-5	30-8-3	19-20-2
2010-11	54-19-9	27-9-5	27-10-4
2011-12	51-22-9	27-10-4	24-12-5
2012-13	26-15-7	15-6-3	11-9-4
2013-14	36-35-11	20-15-6	16-20-5
2014-15	48-29-5	24-15-2	24-14-3
<b>TOTALS</b>	<b>1,419-1,437-375-105</b>	<b>808-605-201-54</b>	<b>611-832-174-41</b>

Games could not result in a tie after the 2003-04 Season

## NEW YORK ISLANDERS SEASON-BY-SEASON RECORD VS. VANCOUVER (SINCE 1973)

SEASON	OVERALL, W-L-T-OTL	HOME, W-L-T-OTL	ROAD, W-L-T-OTL
1972-73	1-3-1	1-0-1	0-3-0
1973-74	2-1-3	1-0-2	1-1-1
1974-75	1-2-2	0-1-2	1-1-0
1975-76	0-3-2	0-0-2	0-3-0
1976-77	4-1-0	1-1-0	3-0-0
1977-78	5-0-0	3-0-0	2-0-0
1978-79	4-0-0	2-0-0	2-0-0
1979-80	1-2-1	1-1-0	0-1-1
1980-81	3-1-0	1-1-0	2-0-0
1981-82	2-1-0	2-0-0	0-1-0
1982-83	2-1-0	1-0-0	1-1-0
1983-84	3-0-0	2-0-0	1-0-0
1984-85	2-1-0	1-0-0	1-1-0
1985-86	1-1-1	1-0-1	0-1-0
1986-87	1-2-0	0-1-0	1-1-0
1987-88	3-0-0	2-0-0	1-0-0
1988-89	2-1-0	1-0-0	1-1-0
1989-90	2-1-0	1-1-0	1-0-0
1990-91	0-2-1	0-1-0	0-1-1
1991-92	2-1-0	1-0-0	1-1-0
1992-93	1-1-0	0-1-0	1-0-0
1993-94	0-2-0	0-1-0	0-1-0
1994-95	---	---	---
1995-96	0-2-0	0-1-0	0-1-0
1996-97	1-1-0	1-0-0	0-1-0
1997-98	0-2-0	0-1-0	0-1-0
1998-99	1-0-1	0-0-1	1-0-0
1999-00	0-0-1-0	0-0-1-0	---
2000-01	0-1-0-0	---	0-1-0-0
2001-02	1-0-0-0	1-0-0-0	---
2002-03	1-1-0-0	1-0-0-0	0-1-0-0
2003-04	1-0-0-0	1-0-0-0	---
2004-05	NHL	SEASON	LOCKOUT
2005-06	0-1-0	0-1-0	---
2006-07	---	---	---
2007-08	0-0-1	---	0-0-1
2008-09	1-0-0	1-0-0	---
2009-10	1-0-0	---	1-0-0
2010-11	0-0-1	0-0-1	---
2011-12	0-1-0	---	0-1-0
2012-13	---	---	---
2013-14	1-0-1	0-0-1	1-0-0
2014-15	0-2-0	0-1-0	0-1-0
<b>TOTALS</b>	<b>50-38-13-3</b>	<b>27-13-10-2</b>	<b>23-25-3-1</b>

OPPONENTS


IN THE PAST

STANLEY CUP PLAYOFFS

MEDIA INFORMATION



**BARRY TROTZ**



**ALEX OVECHKIN**

**ALL-TIME:** 89-86-13-13  
**LAST REG. WIN:** 2/4/14, NYI 1 at WSH 0  
**LAST REG. LOSS:** 11/28/14, NYI 2 at WSH 5

**OVERTIME RECORD:** (W-L-T): 8-12-8  
**LAST OT DECISION:** 12/29/14, NYI 4 vs. WSH 3  
**SHOOTOUT RECORD:** 1-6  
**LAST SHOOTOUT:** 2/21/15, NYI 2 at WSH 3

Records are based on W-L-T-OT

**2015-16 MEETINGS**

Thu. Jan. 7, 2016	Islanders vs. Capitals	7:00 PM
Thu. Feb. 4, 2016	Islanders at Capitals	7:30 PM
Thu. Feb. 18, 2016	Islanders vs. Capitals	7:00 PM
Tue. Apr. 5, 2016	Islanders at Capitals	7:00 PM

**2014-15 SERIES 2-1-1**

HOME:	SCORE:	GOALTENDERS
11/26/14	NYI 3 WSH 2 (OT)	Halak/Holtby
12/29/14	NYI 4 WSH 3 (OT)	Halak/Holtby
ROAD:	SCORE:	GOALTENDERS
11/28/14	NYI 2 WSH 5	Johnson/Holtby
2/21/15	NYI 2 WSH 3 (SO)	Johnson/Holtby

**ALL-TIME FRANCHISE RECORDS**

**NEW YORK ISLANDERS HAT TRICKS (16):**

PLAYER	DATE	LOCATION
Mike Bossy	2/4/78	vs. WSH
Denis Potvin	1/16/79	vs. WSH
Mike Bossy	1/17/81	vs. WSH
Brent Sutter	2/2/82	vs. WSH
Mike Bossy (4)	3/23/82	vs. WSH
Bryan Trottier	10/21/82	vs. WSH
Mike Bossy	2/10/83	vs. WSH
Bryan Trottier	1/24/86	at WSH
Pat LaFontaine	11/10/87	vs. WSH
Mikko Makela	12/4/87	at WSH
Mick Vukota	10/20/89	at WSH
Pierre Turgeon	11/30/91	vs. WSH
Derek King	1/1/92	at WSH
Travis Green	11/30/93	vs. WSH
Mariusz Czerkawski	11/27/01	vs. WSH
Bill Guerin	10/18/07	at WSH

**NEW YORK ISLANDERS SHUTOUTS (13)**

PLAYER	DATE	LOCATION
Billy Smith	10/20/74	at WSH
Glenn Resch	12/29/74	at WSH
Glenn Resch	2/22/76	at WSH
Glenn Resch	11/13/77	at WSH
Glenn Resch	1/14/78	at WSH
Ron Hextall	2/21/94	vs. WSH
Tommy Salo	11/29/96	at WSH
Tommy Salo	12/7/96	vs. WSH
Tommy Salo	3/2/97	at WSH
Rick DiPietro	3/23/04	vs. WSH
Rick DiPietro	4/8/06	vs. WSH
Evgeni Nabokov	1/17/12	at WSH
Evgeni Nabokov	2/4/14	at WSH

**NEW YORK ISLANDERS PENALTY SHOTS (3):**

PLAYER/GOALIE	DATE	OUTCOME
Clark Gillies/Bernie Wolfe	11/13/77 at WSH	Scored
Brent Sutter/Bob Mason	12/26/86 at WSH	Failed
Mariusz Czerkawski/Rick Tabaracci	12/4/98 at WSH	Failed

**CLUB INFORMATION**

Founded: . . . . . 1974  
 Home Arena: . . . . . Verizon Center (18,506)  
 Address: . . . . . 627 N. Glebe Road, Suite 850, Arlington, VA 22203  
 Phone: . . . . . 202-266-2200  
 Fax: . . . . . 202-266-2360  
 Web Site: . . . . . www.capitals.nhl.com  
 Stanley Cups: . . . . . none  
 Majority Owner, Chairman and CEO: . . . . . Ted Leonsis  
 Senior Vice President and General Manager: . . . . . Brian MacLellan  
 Head Coach: . . . . . Barry Trotz  
 Assistant Coaches: . . . . . Blaine Forsythe, Lane Lambert, Todd Reirden  
 Senior Director of Communications: . . . . . Sergey Kocharov  
 Manager of Media Relations: . . . . . Pace Sagester  
 2014-15 Record: . . . . . 47-28-7 (101 Points)  
 2014-15 Finish: . . . . . 2nd in Metropolitan, 4th in Eastern Conference, 9th in NHL  
 2015 Playoffs: . . . . . 7-7, Lost in Eastern Conference Second Round

**BROADCAST TEAMS**

Television Play-by-Play: . . . . . Joe Beninati  
 Television Color Analyst: . . . . . Craig Laughlin  
 Radio Play-by-Play: . . . . . John Walton  
 Radio Color Analyst: . . . . . Ken Sabourin

**WASHINGTON CAPITALS HAT TRICKS (5):**

PLAYER	DATE	LOCATION
Ken Houston	10/21/82	vs. WSH
Bengt Gustafsson	12/23/83	at WSH
Peter Bondra (4)	2/3/96	at WSH
Peter Bondra	3/26/96	vs. WSH
Adam Oates	10/8/97	vs. WSH

**WASHINGTON CAPITALS SHUTOUTS (6)**

PLAYER	DATE	LOCATION
Clint Malarchuk	2/27/88	vs. WSH
Mike Liut	3/20/90	at WSH
Don Beaupre	1/14/93	vs. WSH
Olaf Kolzig	4/13/98	vs. WSH
Olaf Kolzig	11/24/00	at WSH
Olaf Kolzig	2/7/03	at WSH

**WASHINGTON CAPITALS PENALTY SHOTS (2)**

PLAYER/GOALIE	DATE	OUTCOME
Hartland Monahan/Glenn Resch	1/16/77 at WSH	Scored
Michael Nylander/Rick DiPietro	12/21/02 vs. WSH	Failed

# NEW YORK ISLANDERS VS WASHINGTON CAPITALS

## SEASON-BY-SEASON RECORD VS. NHL (SINCE 1974-75)

SEASON	OVERALL, W-L-T-OTL	HOME, W-L-T-OTL	ROAD, W-L-T-OTL
1974-75	8-67-5	7-28-5	1-39-0
1975-76	11-59-10	6-26-8	5-33-2
1976-77	24-42-14	17-15-8	7-27-6
1977-78	17-49-14	10-23-7	7-26-7
1978-79	24-41-15	15-19-6	9-22-9
1979-80	27-40-13	20-14-6	7-26-7
1980-81	26-36-18	16-17-7	10-19-11
1981-82	26-41-13	16-16-8	10-25-5
1982-83	39-25-16	22-12-6	17-13-10
1983-84	48-27-5	26-11-3	22-16-2
1984-85	46-25-9	27-11-2	19-14-7
1985-86	50-23-7	30-8-2	20-15-5
1986-87	38-32-10	22-15-3	16-17-7
1987-88	38-33-9	22-14-4	16-19-5
1988-89	41-29-10	25-12-3	16-17-7
1989-90	36-38-6	19-18-3	17-20-3
1990-91	37-36-7	21-14-5	16-22-2
1991-92	45-27-8	25-12-3	20-15-5
1992-93	43-34-7	21-15-6	22-19-1
1993-94	39-35-10	17-16-9	22-19-1
1994-95	22-18-8	15-6-3	7-12-5
1995-96	39-32-11	21-15-5	18-17-6
1996-97	33-40-9	19-17-5	14-23-4
1997-98	40-30-12	23-12-6	17-18-6
1998-99	31-45-6	16-23-2	15-22-4
1999-00	44-24-12-2	26-5-8-2	18-19-4-0
2000-01	41-27-10-4	24-9-6-2	17-18-4-2
2001-02	36-33-11-2	21-12-6-2	15-21-5-0
2002-03	39-29-8-6	24-13-2-2	15-16-6-4
2003-04	23-46-10-3	13-20-6-2	10-26-4-1
2004-05	NHL	SEASON	LOCKOUT
2005-06	29-41-12	16-18-7	13-23-5
2006-07	28-40-14	17-17-7	11-23-7
2007-08	43-31-8	23-15-3	20-16-5
2008-09	50-24-8	29-9-3	21-15-5
2009-10	54-15-13	30-5-6	24-10-7
2010-11	48-23-11	25-8-8	23-15-3
2011-12	42-32-8	26-11-4	16-21-4
2012-13	27-18-3	15-8-1	12-10-2
2013-14	38-30-14	21-13-7	17-17-7
2014-15	45-26-11	23-13-5	22-13-6
<b>TOTALS</b>	<b>1,415-1,343-303-119</b>	<b>811-565-153-61</b>	<b>604-778-150-58</b>

Games could not result in a tie after the 2003-04 Season

## ISLANDERS SEASON-BY-SEASON RECORD VS. WASHINGTON (SINCE 1974-75)

SEASON	OVERALL, W-L-T-OTL	HOME, W-L-T-OTL	ROAD, W-L-T-OTL
1974-75	4-0-0	2-0-0	2-0-0
1975-76	4-0-0	2-0-0	2-0-0
1976-77	1-0-3	1-0-1	0-0-2
1977-78	4-0-0	2-0-0	2-0-0
1978-79	3-1-0	2-0-0	1-1-0
1979-80	2-2-0	2-0-0	0-2-0
1980-81	4-0-0	2-0-0	2-0-0
1981-82	7-0-1	4-0-0	3-0-1
1982-83	4-2-1	3-1-0	1-1-1
1983-84	4-3-0	2-1-0	2-2-0
1984-85	3-4-0	2-2-0	1-2-0
1985-86	3-4-0	1-2-0	2-2-0
1986-87	2-3-2	2-2-0	0-1-2
1987-88	4-2-1	2-1-0	2-1-1
1988-89	3-4-0	3-1-0	0-3-0
1989-90	4-3-0	2-1-0	2-2-0
1990-91	0-7-0	0-4-0	0-3-0
1991-92	2-4-1	1-2-0	1-2-1
1992-93	3-4-0	0-4-0	3-0-0
1993-94	3-1-1	2-0-0	1-1-1
1994-95	0-4-0	0-2-0	0-2-0
1995-96	1-4-0	1-2-0	0-2-0
1996-97	4-1-0	2-0-0	2-1-0
1997-98	0-5-1	0-3-0	0-2-1
1998-99	0-4-0	0-2-0	0-2-0
1999-00	0-4-0-0	0-2-0-0	0-2-0-0
2000-01	0-3-1-0	0-2-0-0	0-1-1-0
2001-02	1-2-1-0	1-0-1-0	0-2-0-0
2002-03	0-3-0-1	0-2-0-0	0-1-0-1
2003-04	2-2-0-0	1-1-0-0	1-1-0-0
2004-05	NHL	SEASON	LOCKOUT
2005-06	3-1-0	2-0-0	1-1-0
2006-07	3-0-1	2-0-0	1-0-1
2007-08	3-1-0	1-1-0	2-0-0
2008-09	0-2-2	0-0-2	0-2-0
2009-10	1-1-2	0-1-1	1-0-1
2010-11	0-3-1	0-2-0	0-1-1
2011-12	2-0-2	1-0-1	1-0-1
2012-13	2-0-1	1-0-0	1-0-1
2013-14	1-1-2	0-0-2	1-1-0
2014-15	2-1-1	2-0-0	0-1-1
<b>TOTALS</b>	<b>.89-86-13-13</b>	<b>.51-41-2-6</b>	<b>.38-45-11-7</b>

OPPONENTS


IN THE PAST

STANLEY CUP PLAYOFFS

MEDIA INFORMATION



PAUL MAURICE



ANDREW LADD

**ALL-TIME:** 30-19-2-4  
**LAST REG. WIN:** 12/31/14, NYI 3 vs. WPG 4  
**LAST REG. LOSS:** 10/28/14, NYI 2 at WPG 5

**OVERTIME RECORD:** (W-L-T): 2-3-2  
**LAST OT DECISION:** 3/4/14, NYI 3 at WPG 2  
**SHOOTOUT RECORD:** 3-1  
**LAST SHOOTOUT:** 4/20/13, NYI 5 at WPG 4

Records are based on W-L-T-OT

**2015-16 MEETINGS**

Mon. Oct. 12, 2015	Islanders vs. Jets	1:00 PM
Tue. Mar. 3, 2016	Islanders at Jets	8:00 PM

**2014-15 SERIES 1-1-0**

HOME:	SCORE:	GOALTENDERS:
10/28/14	NYI 3 WPG 4	Halak/Pavalec
ROAD:	SCORE:	GOALTENDERS:
12/31/14	NYI 5 WPG 2	Halak/Pavalec

**ALL-TIME FRANCHISE RECORDS**

**NEW YORK ISLANDERS HAT TRICKS (2):**

PLAYER	DATE	LOCATION
Jason Blake	1/11/03	vs. ATL
Matt Moulson	12/3/09	at ATL

**NEW YORK ISLANDERS SHUTOUTS (3)**

PLAYER	DATE	LOCATION
Garth Snow	12/13/03	vs. ATL
Rick DiPietro	1/24/04	at ATL
Rick DiPietro	12/16/06	vs. ATL

**NEW YORK ISLANDERS PENALTY SHOTS (3):**

PLAYER/GOALIE	DATE	OUTCOME
Brad Isbister/Damian Rhodes	3/16/00 at ATL	Failed
Jason Blake/Pasi Nurminen	1/24/04 at ATL	Failed
Michael Grabner/Chris Mason	4/5/12 vs. WPG	Scored

**CLUB INFORMATION**

Founded: 1999 (Atlanta), 2011 (Winnipeg)  
 Home Arena: MTS Centre (15,004)  
 Address: 345 Graham Ave, Winnipeg, Manitoba, R3C 5S6  
 Phone: 204-987-7825  
 Fax: 204-926-5555  
 Web Site: www.jets.nhl.com  
 Stanley Cups: none  
 Executive Chairman: Mark Chipman  
 President, True North Development: Jim Ludlow  
 Executive Vice President & General Manager: Kevin Cheveldayoff  
 Assistant General Manager: Larry Simmons  
 Head Coach: Paul Maurice  
 Assistant Coaches: Charlie Huddy, Pascal Vincent  
 Goaltending Coach: Wade Flaherty  
 Senior Director, Corporate Communications: Scott Brown  
 Coordinator, Team Services: Chris Kreviazuk  
 2014-15 Finish: 5th in Central, 7th in Western Conference, 14th in NHL  
 2015 Playoffs: 0-4, Lost in Western Conference First Round

**BROADCAST TEAMS**

Television Play-by-Play: Denis Beyak  
 Television Color Analyst: Shane Hnidy  
 Radio Play-by-Play: Paul Edmonds  
 Radio Color Analyst: Brian Munz

**JETS HAT TRICKS (1):**

PLAYER	DATE	LOCATION
Donald Audette	12/9/00	at ATL

**JETS SHUTOUTS (3)**

PLAYER	DATE	LOCATION
Damian Rhodes	10/14/99	vs. ATL
Kari Lehtonen	12/1/07	vs. ATL
Ondrej Pavelec	11/3/11	vs. WPG

**JETS PENALTY SHOTS (5):**

PLAYER/GOALIE	DATE	OUTCOME
Patrick Stefan/Rick DiPietro	10/25/05 vs. ATL	Failed
Marian Hossa/Mike Dunham	2/1/07 at ATL	Failed
Eric Perrin/Rick DiPietro	2/28/08 at ATL	Scored
Evander Kane/Rick DiPietro	12/11/10 vs. ATL	Failed
Evander Kane/Rick DiPietro	11/3/11 vs. WPG	Failed

# NEW YORK ISLANDERS VS WINNIPEG JETS

## SEASON-BY-SEASON RECORD VS. NHL (SINCE 1999-00)

SEASON	OVERALL, W-L-T-OTL	HOME, W-L-T-OTL	ROAD, W-L-T-OTL
1999-00	14-57-7-4	9-26-3-3	5-31-4-1
2000-01	23-45-12-2	10-23-6-2	13-22-6-0
2001-02	19-47-11-5	11-21-9-0	8-26-2-5
2002-03	31-39-7-5	15-19-4-3	16-20-3-2
2003-04	33-37-8-4	18-17-4-2	15-20-4-2
2004-05	NHL	SEASON	LOCKOUT
2005-06	41-33-8	24-13-4	17-20-4
2006-07	43-28-11	23-12-6	20-16-5
2007-08	34-40-8	19-19-3	15-21-5
2008-09	35-41-6	18-21-2	17-20-4
2009-10	35-34-13	19-16-6	16-18-7
2010-11	34-36-12	17-17-7	17-19-5
2011-12	37-35-10	23-13-5	14-22-5
2012-13	24-21-3	13-10-1	11-11-2
2013-14	37-35-10	18-17-6	19-18-4
2014-15	43-26-13	23-13-5	20-13-8
<b>TOTALS</b>	<b>483-554-114</b>	<b>260-257-26-55</b>	<b>223-297-19-59</b>

Games could not result in a tie after the 2003-04 Season

## NEW YORK ISLANDERS SEASON-BY-SEASON RECORD VS. WINNIPEG JETS/THRASHERS (SINCE 1999-00)

SEASON	OVERALL, W-L-T-OTL	HOME, W-L-T-OTL	ROAD, W-L-T-OTL
1999-00	1-3-0-0	0-2-0-0	1-1-0-0
2000-01	2-1-1-0	1-1-0-0	1-0-1-0
2001-02	3-1-0-0	2-0-0-0	1-1-0-0
2002-03	3-1-0-0	1-1-0-0	2-0-0-0
2003-04	2-1-1-0	1-1-0-0	1-0-1-0
2004-05	NHL	SEASON	LOCKOUT
2005-06	3-1-0	2-0-0	1-1-0
2006-07	2-1-1	1-1-0	1-0-1
2007-08	2-1-1	1-1-0	1-0-1
2008-09	1-3-0	0-2-0	1-1-0
2009-10	3-1-0	2-0-0	1-1-0
2010-11	1-2-1	0-2-0	1-0-1
2011-12	3-1-0	1-1-0	2-0-0
2012-13	2-0-1	1-0-0	1-0-1
2013-14	1-1-0	0-1-0	1-0-0
2014-15	1-1-0	0-1-0	1-0-0
<b>TOTALS</b>	<b>30-19-2-4</b>	<b>13-14-0-0</b>	<b>17-5-2-4</b>

OPPONENTS

IN THE PAST

STANLEY CUP PLAYOFFS

MEDIA INFORMATION



# 2014-15 NHL FINAL STANDINGS

## EASTERN CONFERENCE

### Metropolitan Division

Team	Conf. Rank	GP	W	L	OTL	PTS
New York Rangers	.1	82	53	22	7	113
Washington Capitals	.4	82	45	26	11	101
New York Islanders	.5	82	47	28	7	101
Pittsburgh Penguins	.8	82	43	27	12	98
Columbus Blue Jackets	.11	82	42	35	5	89
Philadelphia Flyers	.12	82	33	31	18	84
New Jersey Devils	.13	82	32	36	14	78
Carolina Hurricanes	.14	82	30	41	11	71

### Atlantic Division

Team	Conf. Rank	GP	W	L	OTL	PTS
Montreal Canadiens	.2	82	50	22	10	110
Tampa Bay Lightning	.3	82	50	24	8	108
Detroit Red Wings	.6	82	43	25	14	100
Ottawa Senators	.7	82	43	26	13	99
Boston Bruins	.9	82	41	27	14	96
Florida Panthers	.10	82	38	29	15	91
Toronto Maple Leafs	.15	82	30	44	8	68
Buffalo Sabres	.16	82	23	51	8	54

## WESTERN CONFERENCE

### Central Division

Team	Conf. Rank	GP	W	L	OTL	PTS
St. Louis Blues	.2	82	51	24	7	109
Nashville Predators	.3	82	47	25	10	104
Chicago Blackhawks	.4	82	48	28	6	102
Minnesota Wild	.6	82	46	28	8	100
Winnipeg Jets	.7	82	43	26	13	99
Dallas Stars	.10	82	41	31	10	92
Colorado Avalanche	.11	82	39	31	12	90

### Pacific Division


Team	Conf. Rank	GP	W	L	OTL	PTS
Anaheim Ducks	.1	82	51	24	7	109
Vancouver Canucks	.5	82	48	29	5	101
Calgary Flames	.8	82	45	30	7	97
Los Angeles Kings	.9	82	40	27	15	95
San Jose Sharks	.12	82	40	33	9	89
Edmonton Oilers	.13	82	24	44	14	62
Arizona Coyotes	.14	82	24	50	8	56

OPPONENTS

IN THE PAST

STANLEY CUP PLAYOFFS

MEDIA INFORMATION



## THIS DATE IN NEW YORK ISLANDERS HISTORY

<b>NOV. 8, 1971</b>	The National Hockey League awards a franchise to Long Island, with the team to begin play in the 1972-73 season.	<b>OCT. 11, 1975</b>	The Islanders win their home opener 7-0 over the Los Angeles Kings, as rookie Bryan Trottier tallies three goals and two assists.
<b>DEC. 30, 1971</b>	Roy Boe's purchase of LI franchise is made official by the NHL Board of Governors.	<b>JUN. 7, 1976</b>	Denis Potvin is awarded the first of his three Norris Trophies as the NHL's top defenseman. He also wins in 1978 and 1979. Bryan Trottier wins the Calder Trophy.
<b>FEB. 14, 1972</b>	Bill Torrey, 38, an Executive Vice President with the Oakland Seals, is named the team's first General Manager.	<b>FEB. 3, 1977</b>	Richie Hansen of Northport becomes the first Long Islander to score a goal for the Isles in the team's 6-3 win over the Rangers.
<b>JUN. 7, 1972</b>	The Islanders select 21 players in the Expansion Draft, including Ed Westfall, Gerry Hart and Bill Smith.	<b>APR. 17, 1977</b>	For the third consecutive season, the Islanders advance to the Stanley Cup semifinals when they sweep the Buffalo Sabres in four straight games. They had defeated the Chicago Blackhawks in the preliminary round. They fall to the Canadiens once again in the semis, four games to two. It is the third straight year that the Islanders fall to the eventual champions.
<b>JUN. 8, 1972</b>	Billy Harris is selected first overall by the Islanders in the 1972 NHL Amateur Draft. Lorne Henning is selected in the second round, Bobby Nystrom in the third.	<b>JUN. 14, 1977</b>	The Islanders select Mike Bossy in the first round of the 1977 NHL Amateur draft. Houston Aeros forward John Tonelli is selected in the second round out of the World Hockey Association.
<b>JUN. 20, 1972</b>	Phil Goyette, a former Canadian, Blue, Sabre and Ranger, retires as a player to become the Islanders' first Head Coach.	<b>APR. 1, 1978</b>	Mike Bossy becomes the first Islander and first rookie in NHL history to score 50 goals in a season, in a 3-2 win against the Washington Capitals.
<b>OCT. 7, 1972</b>	The Islanders lose their home opener and first game in franchise history, 3-2, to the Atlanta Flames. Ed Westfall scores the Islanders' first goal at 17:29 of the second period.	<b>APR. 8, 1978</b>	The Islanders clinch their first Patrick Division and Campbell Conference championships with a 7-2 win over the Rangers at the Coliseum.
<b>OCT. 12, 1972</b>	The Islanders beat the Los Angeles Kings 3-2 at home for the franchise's first win. Billy Harris takes the first penalty shot in Islanders history and is unsuccessful.	<b>JUN. 12, 1978</b>	Mike Bossy becomes the third Islanders player in five years to win the Calder Trophy as the league's Rookie of the Year.
<b>JAN. 18, 1973</b>	In the highlight of the inaugural season, the Islanders defeat Bobby Orr, Phil Esposito and the Bruins, 9-7, at Boston Garden.	<b>DEC. 23, 1978</b>	Bryan Trottier scores five goals and three assists against the Rangers in a 9-4 Islanders victory.
<b>JUN. 10, 1973</b>	Al Arbour is named Islanders Head Coach.	<b>FEB. 19, 1979</b>	Mike Bossy scores his 100th career goal in his 129th game. It is the fastest 100 goals ever scored by a player in the NHL.
<b>JUN. 17, 1973</b>	The Islanders select Denis Potvin first overall in the 1973 NHL Amateur Draft.	<b>APR. 8, 1979</b>	Mike Bossy scores his 69th goal of the season against the Rangers. It is the second-highest total in NHL history. The 5-2 win gives the Islanders the best overall record in the NHL at 51-15-14.
<b>OCT. 27, 1973</b>	Denis Potvin scores his first NHL goal as the Islanders defeat the NY Rangers for the first time, 3-2.	<b>MAY 8, 1979</b>	The Rangers eliminate the Islanders in a classic semifinal, four games to two, with a 2-1 win at Madison Square Garden.
<b>JUN. 11, 1974</b>	Denis Potvin is awarded the Calder Memorial Trophy as the NHL's top rookie.	<b>JUN. 11, 1979</b>	Bryan Trottier wins the Hart Trophy as League MVP.
<b>MAY 28, 1974</b>	The Islanders select Clark Gillies in the first round and Bryan Trottier in the second round of the NHL Entry Draft.	<b>OCT. 11, 1979</b>	Clark Gillies relinquishes the captaincy. Denis Potvin is named the new team captain.
<b>APR. 4, 1975</b>	The Rangers help the Islanders clinch their first-ever playoff berth by defeating Atlanta, 3-2, to eliminate the Flames from the final playoff spot in the Campbell Conference.	<b>NOV. 13, 1979</b>	In their first meeting since the prior year's playoffs, the Islanders defeat the Rangers 10-5 in the famed "Double Chili" game.
<b>APR. 11, 1975</b>	The Islanders win their first playoff series, ousting the Rangers two games to one, when J.P. Parise scores 11 seconds into overtime at Madison Square Garden to give the Isles a 4-3 win.	<b>NOV. 28, 1979</b>	Bill Smith is given credit for a goal in a 7-4 loss to the Colorado Rockies. He is the first NHL goaltender to be credited with a goal.
<b>APR. 26, 1975</b>	The Islanders come back from a 0-3 deficit to defeat the Pittsburgh Penguins 4-3 in the second round of the playoffs. Ed Westfall scores with just over five minutes left in regulation and Glen Resch makes 30 saves in the Isles' 1-0 victory, which made them the second team in NHL history (Toronto, 1942) to complete such a comeback.	<b>MAR. 1, 1980</b>	Ken Morrow joins the New York Islanders after helping Team USA to the Gold Medal in the 1980 Winter Olympics at Lake Placid.
<b>MAY 12, 1975</b>	In the semifinals, the Islanders fall behind three games to none to the Philadelphia Flyers, but rally once again to force another Game Seven with a 2-1 win at home. Gerry Hart's third period goal snapped a 1-1 tie to clinch the victory.	<b>MAR. 10, 1980</b>	The Islanders acquire Butch Goring from Los Angeles for Bill Harris and Dave Lewis.
<b>MAY 14, 1975</b>	Ed Westfall presents Philadelphia icon Kate Smith with a bouquet of roses before her performance of "God Bless America," but the Flyers go on to win Game Seven, 4-1, to eliminate the Islanders in the Stanley Cup Semifinals. Al Arbour salutes his team's maturity by saying, "If I called a practice next week, every one of them would show up."	<b>APRIL 11, 1980</b>	Ken Morrow scores 6:55 into overtime to give the Islanders a 2-1 lead in their first round series with Los Angeles.
		<b>APR. 17, 1980</b>	In a 5-4 Islanders overtime win at Boston in Game Two of the second round of the playoffs, Clark Gillies and Terry O'Reilly fight twice in the first period. Later, Duane Sutter and Mike Milbury square off, starting a bench-clearing brawl.

**THIS DATE IN NEW YORK ISLANDERS HISTORY (continued)**

<b>MAY 10, 1980</b>	The Islanders advance to their first-ever Stanley Cup Final, defeating Buffalo in the semifinals four games to two.	<b>JAN. 2, 1986</b>	Mike Bossy scores his 500th career goal in his 647th NHL game, a 7-5 win over Boston.
<b>MAY 13, 1980</b>	Denis Potvin becomes the first player to score an OT power-play goal in the Finals as the Islanders defeat Philadelphia in Game One.	<b>JAN. 24, 1986</b>	Mike Bossy scores his 1,000th NHL point as the Islanders beat the Washington Capitals, 7-5.
<b>MAY 24, 1980</b>	Bobby Nystrom scores at 7:11 of overtime against the Flyers as the Islanders win their first Stanley Cup. Bryan Trottier wins the Conn Smythe Trophy as playoff MVP.	<b>JAN. 28, 1986</b>	Denis Potvin scores his 271st NHL goal, surpassing Bobby Orr as the top goal-scoring defenseman in league history.
<b>JAN. 24, 1981</b>	Mike Bossy becomes the second player in NHL history to record 50 goals in 50 games by scoring two goals in the Islanders' 7-4 win over Quebec.	<b>APR. 18, 1987</b>	Pat LaFontaine scores at 8:47 of quadruple overtime, as the Islanders beat the Washington Capitals 4-3 in Game Seven of the Patrick Division semifinals. The game ends in the early hours of Sunday the 19th and is remembered as the "Easter Epic."
<b>MAY 21, 1981</b>	The Islanders win their second Stanley Cup, defeating the Minnesota North Stars four games to one. Butch Goring wins the Conn Smythe Trophy.	<b>JAN. 14, 1988</b>	Denis Potvin becomes the first defenseman in NHL history to score 300 goals.
<b>FEB. 20, 1982</b>	The Islanders establish a new NHL record with their 15th win in a row. John Tonelli scores with 47 seconds left in the third period to give the Islanders a 3-2 victory over the Colorado Rockies.	<b>MAR. 31, 1988</b>	The Islanders clinch the Patrick Division title with a 39-31-10 record after a 7-3 win over the Washington Capitals at Nassau Coliseum in the final regular season home game.
<b>APR. 13, 1982</b>	John Tonelli's goal at 6:19 of overtime gives the Islanders a 4-3 victory in the fifth and deciding game of the Patrick Division semifinals against the Penguins. The Islanders trailed 3-1 in the third period before Mike McEwen scored at 14:33 and Tonelli followed with the tying goal at 17:39.	<b>DEC. 7, 1988</b>	Terry Simpson is dismissed as Islanders coach. Al Arbour returns to the bench.
<b>MAY 13, 1982</b>	Mike Bossy's acrobatic goal highlights a 3-0 victory in Game Three of the Stanley Cup Final against the Vancouver Canucks. After being knocked out of the crease by a defender, Bossy flips his body around and unleashes a backhand while in mid-air.	<b>FEB. 13, 1990</b>	Bryan Trottier records his 500th NHL goal in a 4-2 loss to Calgary.
<b>MAY 16, 1982</b>	The Islanders win their third Stanley Cup by sweeping Vancouver in four games. Bossy is selected as the Conn Smythe winner.	<b>FEB. 1, 1992</b>	Denis Potvin's number 5 is retired.
<b>JUN. 8, 1982</b>	Bill Smith is awarded the Vezina Trophy as the league's best goaltender.	<b>MAR. 3, 1992</b>	Mike Bossy's number 22 is retired.
<b>FEB. 8, 1983</b>	The 35th NHL All-Star Game is played at Nassau Coliseum. Wayne Gretzky scores four goals as the Campbell Conference wins, 9-3.	<b>FEB. 20, 1993</b>	Billy Smith's number 31 is retired.
<b>MAY 17, 1983</b>	The Islanders win their fourth consecutive Stanley Cup by sweeping the Edmonton Oilers in four games. Bill Smith is named the Conn Smyth Trophy winner as playoff MVP.	<b>APR. 2, 1993</b>	Pierre Turgeon records his 50th goal of the season (in overtime) at Madison Square Garden.
<b>MAR. 22, 1984</b>	Brian Trottier scores 0:05 into the game against the Bruins at Boston Garden, tying the still-standing NHL mark for fastest goal from the start of a game.	<b>APR. 24, 1993</b>	The Islanders win their third consecutive overtime game against the Washington Capitals, 4-3, in Game Four of the Patrick Division semifinals on a goal by Ray Ferraro in double overtime. The win puts the Isles up three games to one in the best-of-seven series. It is Ferraro's second consecutive game-winner. Brian Mullen recorded the first overtime goal in Game Two, also in double overtime, in Washington.
<b>APR. 10, 1984</b>	Ken Morrow's goal at 8:56 of overtime gives the Islanders a 3-2 win in the fifth and deciding game of the Patrick Division semifinals against the Rangers. The Rangers had tied the game on a goal by Don Maloney with 39 seconds remaining in regulation.	<b>APR. 28, 1993</b>	The Islanders eliminate the Washington Capitals, four games to two in the Patrick Division Semifinals. After scoring an insurance goal in the third period, Pierre Turgeon is attacked from behind by Caps captain Dale Hunter, who later receives a 21-game suspension from NHL commissioner Gary Bettman.
<b>MAY 5, 1984</b>	The Islanders complete their 19th consecutive playoff series triumph with a 4-1 victory over the Montreal Canadiens, winning the Wales Conference Final four games to two.	<b>MAY 8, 1993</b>	Tom Fitzgerald becomes the seventh player in NHL history to record two shorthanded goals in one playoff game, in Game Four of the Patrick Division Final. He is the first to record both goals on the same minor penalty.
<b>MAY 19, 1984</b>	The dynasty ends as Edmonton defeats the Islanders in the Stanley Cup Final, four games to one.	<b>MAY 14, 1993</b>	David Volek scores at 5:16 of overtime, as the Islanders stun the two-time defending Stanley Cup Champion Pittsburgh Penguins, four games to three in the Patrick Division Final.
<b>JAN. 29, 1985</b>	Bryan Trottier becomes the 20th NHL player to score 1,000 points.	<b>JUN. 1, 1994</b>	Al Arbour announces his retirement as Islander coach and accepts the position of Vice President of Hockey Operations. He leaves as the NHL's all-time leader in games coached (1,606) and is second on the all-time coaching victories (781), playoff games coached (209) and playoff victories (123) lists behind Scotty Bowman.
<b>APR. 16, 1985</b>	The Islanders become the first team in NHL history to overcome a 2-0 deficit in a best-of-five series, eliminating the Washington Capitals, 3-2.	<b>JUN. 20, 1994</b>	Lorne Henning is named the fifth head coach in team history.
<b>DEC. 20, 1985</b>	Denis Potvin passes Bobby Orr, becoming the NHL's all-time leading point scorer among defensemen, assisting on a Mike Bossy goal against the Rangers at Madison Square Garden.	<b>APR. 1, 1995</b>	Bob Nystrom's number 23 is retired.

OPPONENTS

IN THE PAST

STANLEY CUP PLAYOFFS

MEDIA INFORMATION

## THIS DATE IN NEW YORK ISLANDERS HISTORY (continued)

<b>JUL. 5, 1995</b>	Mike Milbury is named the sixth head coach in Islanders history. Later in the year, he is named the third General Manager in team history on Dec. 12.		
<b>OCT. 7, 1995</b>	The Islanders announce at a press conference that the team will debut a new jersey and “fisherman” logo for the following season. The jersey is worn until the end of the 1996-97 season.		
<b>DEC. 7, 1996</b>	Clark Gillies’ number 9 is retired.		
<b>JAN. 25, 1997</b>	A banner commemorating Al Arbour’s 739 regular season wins is raised to the rafters.		
<b>JUN. 19, 1997</b>	Bryan Berard becomes the fourth Islanders player to win the Calder Trophy.		
<b>APR. 8, 1998</b>	In a 3-2 win over the New Jersey Devils, Zigmund Palffy scores his 40th and 41st goals to become only the fourth player in franchise history to score 40+ goals in three straight seasons (Mike Bossy, Bryan Trottier and Pat LaFontaine). That same night, the Islanders’ franchise record shutout streak of 199:24 is snapped at 9:37 of the first period.		
<b>JUN. 24, 2000</b>	The Islanders select Rick DiPietro from Boston University, making him the second first goaltender to be selected first overall in NHL the Draft since the Universal Draft era began in 1970.	<b>JUL. 22, 2004</b>	The Islanders purchase their American Hockey League affiliate, the Bridgeport Sound Tigers.
<b>MAY 23, 2001</b>	Peter Laviolette is named the tenth coach in team history	<b>OCT. 19, 2005</b>	Rick DiPietro turns away all three Rangers shooters at Madison Square Garden and Miroslav Satan scores the Islanders’ first-ever shootout goal for the franchise’s first-ever shootout win.
<b>JUN. 23, 2001</b>	The Islanders acquire Alexei Yashin from the Ottawa Senators in exchange for Zdeno Chara, Bill Muckalt and their first round (second overall) pick in the 2001 NHL Entry Draft.	<b>JUN. 6, 2006</b>	Ted Nolan is named the 13th head coach in Islanders history and Bryan Trottier is formally introduced as the team’s Executive Director of Player Development. Neil Smith is named the team’s General Manager.
<b>JUN. 24, 2001</b>	The Islanders acquire Michael Peca from the Buffalo Sabres in exchange for Tim Connolly and Taylor Pyatt.	<b>JUL. 18, 2006</b>	Neil Smith is relieved of his position as General Manager. Garth Snow announces his retirement as a player and is hired as the General Manager of the Islanders.
<b>SEP. 28, 2001</b>	The Islanders acquire Chris Osgood from the Detroit Red Wings with the first overall pick in the Waiver Draft.	<b>SEP. 13, 2006</b>	Rick DiPietro is signed to a 15-year contract, the longest in franchise history.
<b>OCT. 11, 2001</b>	Peter Laviolette becomes the first coach in league history to start his NHL head coaching career with four straight road wins. The Islanders become the second team in history to start the season with a four-game road winning streak. The team posts a record of 9-0-1-1 in October, for the best start in team history.	<b>MAR. 5, 2007</b>	Rick DiPietro sets a career-high and new franchise record by making 56 saves in a 2-1 shootout loss to the New York Rangers at Madison Square Garden.
<b>OCT. 20, 2001</b>	Bryan Trottier’s number 19 is retired.	<b>MAR. 10, 2007</b>	Rick DiPietro becomes the first goaltender in franchise history to win 30 or more games in multiple seasons with a 5-2 victory over the Washington Capitals.
<b>NOV. 1, 2001</b>	Islanders goalie Chris Osgood is named the NHL’s Player of the Month for October. Osgood posted a 1.85 GAA in eight wins during the month.	<b>APR. 8, 2007</b>	The Islanders win their season finale vs. New Jersey in a shootout 3-2, clinching a playoff spot. Wade Dubielewicz makes the final save with a poke-check on Devils’ forward Sergei Brylin to clinch the victory.
<b>APR. 6, 2002</b>	With a 5-4 win over the Washington Capitals at Nassau Coliseum, the Islanders clinch their first playoff berth in eight seasons.	<b>JUL. 9, 2007</b>	Bill Guerin is named the 11th captain in franchise history.
<b>APR. 14, 2002</b>	In net for a season-closing victory over Philadelphia, Chris Osgood makes his 66th appearance of the season, setting a new franchise record. Osgood’s 66 games surpasses Billy Smith’s franchise record of 65 in a season, set in 1981-82.	<b>NOV. 3, 2007</b>	Al Arbour returns to coach the Islanders one final time. In his 1,500th game coached on the Islanders bench, Arbour and the Islanders complete a come-from-behind victory to defeat the Pittsburgh Penguins. Arbour also records his 740th victory as the Islanders coach. A banner commemorating his 1,500 games coached is raised to the rafters.
<b>APR. 24, 2002</b>	Shawn Bates scores on a penalty shot against Curtis Joseph in a Game Four win over the Toronto Maple Leafs. Bates is the second American-born player to score on a penalty shot in the playoffs, the 13th NHL player overall, and the first Islander to do so.	<b>JAN. 27, 2008</b>	Rick DiPietro is selected to play in his first NHL All-Star Game and starts in net for the Eastern Conference, surrendering only one goal.
<b>JUN. 20, 2002</b>	Michael Peca becomes the first Islander to win the Frank J. Selke Trophy, given to the League’s top defensive forward.	<b>AUG. 12, 2008</b>	General Manager Garth Snow names Scott Gordon the 14th Head Coach in franchise history.
<b>NOV. 27, 2002</b>	The Islanders debut the team’s first “third jersey” in a 2-2 tie against Ottawa. The primarily orange uniform is worn until the end of the 2006-07 season.	<b>NOV. 1, 2008</b>	The Islanders debut the second “third jersey” in team history in a 5-4 loss to Montreal. The primarily royal blue jersey is seen as a throwback to the uniforms worn by the team from its inception until the mid 1990s. This jersey becomes the primary home uniform beginning in the 2010-11 season.
<b>JAN. 11, 2003</b>	Jason Blake records his first career hat trick, tallying three goals against the Atlanta Thrashers and marking the third Islanders hat	<b>DEC. 26, 2008</b>	Islanders Owner Charles Wang takes a Nassau County youth hockey team to Harbin, China to compete in the inaugural Project Hope Tournament.
		<b>JUN. 26, 2009</b>	John Tavares is taken with the first overall pick in the 2009 NHL Draft.
		<b>OCT. 3, 2009</b>	John Tavares scores his first NHL point (assist) and goal in his NHL debut vs. Pittsburgh.
		<b>NOV. 14, 2009</b>	Tim Jackman sets the NHL record for fastest goal by a player on his birthday (0:16) at Florida.

## THIS DATE IN NEW YORK ISLANDERS HISTORY (continued)

<b>NOV. 23, 2009</b>	Dwayne Roloson sets the Islanders record for saves by a goaltender in an overtime game, stopping 58 in a 4-3 victory at Toronto.	<b>FEB. 21, 2013</b>	Thomas Hickey becomes the second player in Islanders history (Radek Martinek - Oct. 18, 2001) to score his first NHL goal in overtime, as the Islanders win in Montreal.
<b>DEC. 8, 2009</b>	Brendan Witt is hit by a car prior to a game in Philadelphia and goes on to play that evening.	<b>APR. 23, 2013</b>	The Islanders clinch their first Stanley Cup Playoff berth since 2007 with a 4-3 shootout loss at Carolina. They went 8-0-3 (Apr 1-23) to clinch the berth for their longest point streak in 31 years.
<b>DEC 4-9, 2009</b>	John Tavares scores five consecutive Islanders goals, tying Bryan Trottier and Mariusz Czerkawski's record for most consecutive goals by one player.	<b>SPT. 9, 2013</b>	John Tavares is named the 14th captain in Islanders History.
<b>MAR. 16, 2010</b>	John Tavares scores five points (2g/3a) at Vancouver, tying an Islanders rookie record.	<b>SPT. 21, 2013</b>	The Islanders hosted the first NHL game in Brooklyn at Barclays Center, falling 3-0 to the New Jersey Devils in a preseason game.
<b>NOV. 15, 2010</b>	Jack Capuano replaces Scott Gordon as Head Coach, becoming the 15th Head Coach in franchise history.	<b>DEC. 29, 2013</b>	Trailing 3-0 in Minnesota, the Islanders rally for a 5-4 win, marking their first win after trailing by three goals in 26 years.
<b>FEB. 11, 2011</b>	The Islanders set a franchise single-game record for penalties (34), penalty minutes (183) and combined penalty minutes (346) in a 9-3 win over the Pittsburgh Penguins that featured 15 fighting majors and nine misconducts. A club record 108 penalty minutes are assessed in the second period.	<b>JAN. 6, 2014</b>	John Tavares has his first home five-point game (3g/2a) and Ryan Strome scores his first NHL goal in a 7-3 win over Dallas.
<b>MAR. 30, 2011</b>	Frans Nielsen scores his seventh shorthanded goal of the season, tying Bob Bourne's franchise record.	<b>JAN. 29, 2014</b>	Yankee Stadium hosted the first outdoor game in Islanders History. The Islanders fell 2-1 to the visiting New York Rangers in the Coors Light Stadium Series event.
<b>APR. 6, 2011</b>	Michael Grabner passes Bryan Trottier on the Islanders all-time rookie goal scoring list with his 33rd goal. Grabner would finish the season with 34 goals, becoming the fifth rookie in franchise history to lead the team in goals.	<b>FEB. 27, 2014</b>	Michael Grabner sets a club record with two short-handed goals in 48 seconds in a 5-4 overtime win vs. Toronto.
<b>SEP. 21, 2011</b>	Defenseman Mark Streit is named the 13th captain in team history. Streit is the first Swiss native to captain an NHL team.	<b>MAR. 10, 2014</b>	Trailing 3-0 in Vancouver, the Islanders tie a club record for goals in a period with seven in the third to win 7-4. It tied an NHL record for goals in a road period.
<b>NOV. 23, 2011</b>	The Islanders debut the team's third "third jersey" in a 4-3 overtime loss against Philadelphia. The primarily black uniform is the first in team history to include the color.	<b>MAR. 25, 2014</b>	The Islanders establish their fastest four-goal lead in franchise history, going up 4-0 in Carolina at 10:54 of the first period.
<b>DEC. 3, 2011</b>	Matt Moulson scores four goals in a 5-4 win at Dallas.	<b>MAR. 25, 2014</b>	The Islanders play the longest shootout in franchise history, losing a 3-2 to Tampa Bay after an 11-round shootout.
<b>JAN. 14, 2012</b>	Evgeni Nabokov becomes the 26th goaltender in NHL history to record 300 wins with a 4-2 victory over Buffalo.	<b>SEP. 30, 2014</b>	NHL Board of Governors approves sale of Islanders Franchise to Jon Ledecky and Scott Malkin.
<b>JAN. 21, 2012</b>	John Tavares extends his point streak to 12 games in a 2-1 win over the Carolina Hurricanes. It is the longest such streak by an Islander since Mark Parrish's 12-game streak in the 2001-02 season.	<b>OCT. 11, 2015</b>	The Islanders play the final season-opener at Nassau Coliseum, defeating Carolina 4-3.
<b>JAN. 29, 2012</b>	John Tavares appears in his first NHL All-Star Game, recording a goal and an assist in a 12-9 loss for Team Alfredsson.	<b>JAN. 16, 2015</b>	Jaroslav Halak earns his 11th consecutive win, surpassing Billy Smith's franchise record from 1982.
<b>FEB. 1, 2012</b>	John Tavares is named the NHL's player of the month for January. Tavares led the league in scoring during the month with nine goals and 13 assists for 22 points.	<b>JAN. 16, 2015</b>	Kyle Okposo scores four goals, including a natural hat trick, in a 6-3 win over Pittsburgh.
<b>FEB. 7, 2012</b>	Evgeni Nabokov makes 45 saves as the Islanders defeat Philadelphia in a 1-0 shootout. It is the first time the Islanders have ever won a shootout by that score.	<b>JAN. 26, 2015</b>	John Tavares ties an NHL All-Star Game record with four goals for Team Toews in Columbus.
<b>FEB. 9, 2012</b>	Mark Streit scores the 10,000th goal in franchise history.	<b>FEB. 27, 2015</b>	Jaroslav Halak records his 33rd victory of the season, surpassing the franchise goals record for wins in a season (32), shared by Billy Smith, Chris Osgood and Rick DiPietro. Halak would finish the season with 38 wins.
<b>OCT. 24, 2012</b>	Islanders Owner Charles Wang, Barclays Center Majority Owner and Developer Bruce Ratner, and Onexim Sports and Entertainment announced that the Islanders will move to Barclays Center in Brooklyn, with a 25-year agreement slated to begin in 2015-16.	<b>APR. 11, 2015</b>	The Islanders host the final regular-season game at Nassau Coliseum, a 4-5 shootout loss to Columbus
<b>FEB. 14, 2013</b>	The Islanders rally from a 2-0 deficit in a season-turning 4-3 shootout win over the Rangers. It's their first win at Madison Square Garden since 2009.	<b>APR. 19, 2015</b>	John Tavares scores 15 seconds into overtime in Game 3 of the Eastern Conference First Round against the Washington Capitals, marking the shortest home playoff game in Islanders history.
<b>FEB. 18, 2013</b>	John Tavares is named the NHL's First Star of the Week after tallying five goals and two assists.	<b>APR. 25, 2015</b>	The Islanders beat the Washington Capitals 3-1 in Game 6 of their First Round series in the final game at Nassau Coliseum.
		<b>JUN. 27, 2015</b>	Andong Song becomes the first Chinese player ever selected in the NHL Draft when the Islanders take him in the fifth round (172nd overall).

OPPONENTS

IN THE PAST

STANLEY CUP PLAYOFFS

MEDIA INFORMATION

## AWARDS AND HONORS

**STANLEY CUP**

Winner of the NHL Championship  
1980, 1981, 1982, 1983

**CLARENCE S. CAMPBELL BOWL**

Winner of the Campbell  
Conference Championship  
1978, 1979, 1981

**PRINCE OF WALES TROPHY**

Winner of the Wales  
Conference Championship  
1982, 1983, 1984

**HART MEMORIAL TROPHY**

"To the player adjudged to be the  
most valuable to his team"  
Bryan Trottier - 1979

**JAMES NORRIS MEMORIAL TROPHY**

"To the defenseman who demonstrates the  
greatest all-around ability in the position"  
Denis Potvin - 1976, 1978, 1979

**FRANK J. SELKE TROPHY**

"To the forward who best excels in the  
defensive aspects of the game"  
Michael Peca - 2002

**CALDER MEMORIAL TROPHY**

"To the player selected as the  
most proficient in his first year of  
competition in the NHL"

Denis Potvin - 1974  
Bryan Trottier - 1976  
Mike Bossy - 1978  
Bryan Berard - 1997

**ART ROSS TROPHY**

"To the player who leads the  
league in scoring points at the end  
of the regular season"  
Bryan Trottier - 1979

**VEZINA TROPHY**

"To the goalkeeper adjudged to be the best  
at his position" as voted by the general  
managers of each of the 30 clubs  
Bill Smith - 1982

**CONN SMYTHE TROPHY**

An annual award "to the most  
valuable player in the playoffs"  
Bryan Trottier - 1980

Butch Goring - 1981  
Mike Bossy - 1982  
Bill Smith - 1983

**BILL MASTERTON TROPHY**

To the player who best exemplifies  
the qualities of perseverance,  
sportsmanship and dedication to hockey"  
Ed Westfall - 1977  
Mark Fitzpatrick - 1992

**LADY BYNG MEMORIAL TROPHY**

"To the player adjudged to have exhibited  
the best type of sportsmanship and  
gentlemanly conduct combined with  
a high standard of playing ability"  
Mike Bossy - 1983, 1984, 1986  
Pierre Turgeon - 1993

**WILLIAM M. JENNINGS TROPHY**

"To the goalkeeper(s) having played a  
minimum of 25 games for the team with  
the fewest goals scored against it"  
Bill Smith, Roland Melanson - 1983

**JACK ADAMS TROPHY**

"To the NHL coach adjudged  
to have contributed the most to  
his team's success"  
Al Arbour - 1979

**KING CLANCY MEMORIAL TROPHY**

"To the player who best exemplifies  
leadership qualities on an off the ice and  
has made a noteworthy humanitarian  
contribution in his community"  
Bryan Trottier - 1989  
Doug Weight - 2011

**NHL ALL-ROOKIE TEAM**

(Instituted after 1982-83 Season)  
1989 - David Volek  
1993 - Vladimir Malakhov  
1997 - Bryan Berard  
2004 - Trent Hunter  
2009 - John Tavares  
2011 - Michael Grabner

**BOB NYSTROM AWARD**

"To the Islander who best exemplifies  
leadership, hustle and dedication"

1991 - Brent Sutter  
1992 - Ray Ferraro  
1993 - Benoit Hogue  
1994 - Steve Thomas  
1996 - Dan Plante  
1997 - Claude Lapointe  
1998 - Rich Pilon  
1999 - Claude Lapointe  
2000 - Claude Lapointe  
2001 - Dave Scatchard  
2002 - Steve Webb  
2003 - Jason Blake, Garth Snow  
2004 - Adrian Aucoin  
2006 - Kevin Colley  
2007 - Trent Hunter  
2008 - Richard Park  
2009 - Tim Jackman  
2010 - Kyle Okposo  
2011 - Frans Nielsen  
2012 - Matt Martin  
2013 - Matt Martin  
2014 - Matt Martin  
2015 - Matt Martin

## NEW YORK ISLANDERS IN THE NHL ALL-STAR GAME

1973 . . . . Ed Westfall	1980 . . . . Mike Bossy, Bryan Trottier	1988 . . . . Denis Potvin	1999 . . . . Kenny Jonsson
1974 . . . . Denis Potvin, Ed Westfall	1981 . . . . Mike Bossy, Bob Bourne,	. . . . Pat LaFontaine	2000 . . . . Mariusz Czerkawski
1975 . . . . Denis Potvin, Ed Westfall	. . . . Denis Potvin	1989 . . . . Pat LaFontaine	2002 . . . . Alexei Yashin, Mark Parrish
1976 . . . . Bill Harris, Denis Potvin,	1982 . . . . Mike Bossy, John Tonelli,	1990 . . . . Pat LaFontaine	2003 . . . . Roman Hamrlik
. . . . Glenn Resch, Bryan Trottier	. . . . Bryan Trottier	1991 . . . . Pat LaFontaine	2004 . . . . Adrian Aucoin
1977 . . . . Bob Nystrom, Denis Potvin,	1983 . . . . Mike Bossy, Dave Langevin,	1992 . . . . Ray Ferraro	2007 . . . . Jason Blake
. . . . Glenn Resch	. . . . Denis Potvin, Bryan Trottier	1993 . . . . Pierre Turgeon	2008 . . . . Rick DiPietro
1978 . . . . Mike Bossy, Clark Gillies,	1984 . . . . Denis Potvin	1994 . . . . Pierre Turgeon	2009 . . . . Mark Streit
. . . . Denis Potvin, Bill Smith,	1985 . . . . Mike Bossy, Brent Sutter,	1996 . . . . Mathieu Schneider	2012 . . . . John Tavares
. . . . Bryan Trottier	. . . . John Tonelli, Bryan Trottier	1997 . . . . Scott Lachance	2015 . . . . Jaroslav Halak, John Tavares
	1986 . . . . Mike Bossy, Bryan Trottier	1998 . . . . Zigmund Palffy	

\*There were no All Star Games in 2006, 2010 or 2014 due to the Olympics, in 2005 due to lockout, or 1995 and 2013 due to lockout-shortened seasons

## NEW YORK ISLANDERS ALL-STAR GAME MVP

1978 . . . . Billy Smith  
1982 . . . . Mike Bossy

## NEW YORK ISLANDERS IN THE HOCKEY HALL OF FAME

MIKE BOSSY . . . . . 1991	BILL SMITH . . . . . 1993	AL ARBOUR . . . . . 1996	CLARK GILLIES . . . . . 2002
DENIS POTVIN . . . . . 1991	BILL TORREY . . . . . 1995	BRYAN TROTTIER . . . . . 1997	PAT LAFONTAINE . . . . . 2003

## NEW YORK ISLANDERS HALL OF FAME

DENIS POTVIN . . . . . 1992	CLARK GILLIES . . . . . 1996	AL ARBOUR . . . . . 2007	KENNY JONSSON . . . . . 2012
MIKE BOSSY . . . . . 1992	BRYAN TROTTIER . . . . . 2001	ED WESTFALL . . . . . 2011	
BILL SMITH . . . . . 1993	BILL TORREY . . . . . 2001	KEN MORROW . . . . . 2011	
BOB NYSTROM . . . . . 1995	BOB BOURNE . . . . . 2006	PAT FLATLEY . . . . . 2012	

## THE LEADERS

### OWNERS

	START	END
ROY BOE	February 15, 1972	July 31, 1978
JOHN PICKETT	July 31, 1978	February 1992
ROBERT ROSENTHAL, STEVEN WALSH, JERRY GROSSMAN, RALPH PALLESCHI	February 1992	June 6, 2006
JOHN SPANO	June 9, 1996	July 18, 1997
NEW YORK SPORTS VENTURES, (ED MILSTEIN & STEVE GLUCKSTERN)	February 25, 1998	April 26, 2000
CHARLES WANG & SANJAY KUMAR	April 26, 2000	2004
CHARLES WANG	2004	PRESENT
CHARLES WANG, JON LEDECKY, SCOTT MALKIN	September 30, 2014	PRESENT

### GENERAL MANAGERS

	START	END	RECORD
WILLIAM A. TORREY	February 15, 1972	August 17, 1992	756-606-234
DON MALONEY	August 17, 1992	December 2, 1995	96-116-27
(Vacant)	December 2, 1995	December 12, 1995	2-3-0
MIKE MILBURY	December 12, 1995	June 6, 2006	294-392-106
NEIL SMITH	June 6, 2006	July 18, 2006	0-0-0
GARTH SNOW	July 18, 2006	PRESENT	304-310-90

### HEAD COACHES

	START	END	RECORD
PHIL GOYETTE	June 20, 1972	January 29, 1973	6-40-4
EARL INGARFIELD	January 29, 1973	April 1, 1973	6-20-2
AL ARBOUR	June 10, 1973	May 28, 1986	552-317-169
TERRY SIMPSON	June 18, 1986	December 7, 1988	81-82-24
AL ARBOUR	December 7, 1988	June 1, 1994	187-220-54
LORNE HENNING	June 20, 1994	May 3, 1995	15-28-5
MIKE MILBURY	July 5, 1995	January 24, 1997	36-73-19
RICK BOWNESS	January 24, 1997	March 11, 1998	38-50-12
MIKE MILBURY	March 11, 1998	January 21, 1999	21-38-5
BILL STEWART	January 21, 1999	April 18, 1999	11-19-7
BUTCH GORING	April 30, 1999	March 4, 2001	48-88-14-4
LORNE HENNING	March 4, 2001	April 7, 2001	4-11-2-0
PETER LAVIOLETTE	May 23, 2001	June 3, 2003	77-62-19-6
STEVE STIRLING	June 3, 2003	January 12, 2006	56-51-11-6
BRAD SHAW	January 12, 2006	June 6, 2006	18-18-4
TED NOLAN	June 6, 2006	July 14, 2008	74-68-21
AL ARBOUR	November 2, 2007	November 3, 2007	1-0-0
SCOTT GORDON	August 12, 2008	November 15, 2010	64-94-23
JACK CAPUANO	November 15, 2010	PRESENT	165-148-46

### CAPTAINS

	START	END	RECORD
ED WESTFALL	October 7, 1972	February 1, 1977	136-161-70
CLARK GILLIES	February 3, 1977	October 11, 1979	116-39-34
DENIS POTVIN	October 11, 1979	October 8, 1987	347-210-83
BRENT SUTTER	October 8, 1987	October 25, 1991	125-165-38
PATRICK FLATLEY	October 25, 1991	April 13, 1996	145-182-43
BRYAN MCCABE	September 9, 1997	February 6, 1998	49-69-20
(Vacant)	February 6, 1998	March 3, 1998	0-3-0
TREVOR LINDEN	March 3, 1998	May 29, 1999	34-68-13
KENNY JONSSON	September 30, 1999	November 18, 2000	30-55-13
(Vacant)	November 18, 2000	April 7, 2001	15-42-7
MICHAEL PECA	October 3, 2001	August 3, 2005	115-91-40
ALEXEI YASHIN	September 20, 2005	June 6, 2007	76-70-18
BILL GUERIN	July 9, 2007	March 4, 2009	55-74-16
(Vacant)	March 4, 2009	April 12, 2009	6-11-2
DOUG WEIGHT	October 2, 2009	May 26, 2011	64-76-24
MARK STREIT	September 21, 2011	June 13, 2013	58-54-18
JOHN TAVARES	September 9, 2013	PRESENT	81-65-18
(When Vacant)			21-56-9

### NEW YORK ISLANDERS MILESTONE GOALS

1	Ed Westfall	10/7/72	6,000	Derek King	12/10/92
1,000	Bert Marshall	12/2/76	7,000	Bryan Smolinski	1/28/97
2,000	Bob Bourne	12/18/79	8,000	Mark Parrish	1/3/02
3,000	Bryan Trottier	11/20/82	9,000	Miroslav Satan	3/3/07
4,000	Bryan Trottier	11/29/85	10,000	Mark Streit	2/9/12
5,000	Brad Lauer	2/4/89			

OPPONENTS

IN THE PAST

STANLEY CUP PLAYOFFS

MEDIA INFORMATION



## THE LAST TIME THE ISLANDERS...

OPPONENTS

IN THE PAST

STANLEY CUP PLAYOFFS

MEDIA INFORMATION

<b>HAD A WINNING STREAK OF FIVE OR MORE GAMES</b>	11/18/14 vs. TBL - 11/26/14 vs. WSH (5 games, 5-0-0)	<b>HAD A LOSING STREAK OF FIVE OR MORE GAMES</b>	11/19/13 at TOR - 12/9/13 at ANA (10 games, 0-8-2)
<b>SCORED 10 OR MORE GOALS IN A GAME</b>	11/17/84 vs. NYR (10-4 W)	<b>ALLOWED 10 OR MORE GOALS IN A GAME</b>	2/25/81 at CGY (4-11 L)
<b>SCORED 5 OR MORE GOALS IN A PERIOD</b>	3/10/14 at Vancouver (7 in 3rd of a 7-4 W)	<b>ALLOWED 5 OR MORE GOALS IN A PERIOD</b>	11/5/13 at Washington (5 in 2nd of 2-6 L)
<b>RECORDED 50 OR MORE SHOTS IN A GAME</b>	4/11/15 vs. CBJ (52 in a 4-5 SOL)	<b>ALLOWED 50 OR MORE SHOTS IN A GAME</b>	3/27/12 at PIT (54, 5-3 SO W)
<b>RECORDED 25 OR MORE SHOTS IN A PERIOD</b>	11/1/13 at OTT (25 in 2nd, 5-4 SOW)	<b>ALLOWED 25 OR MORE SHOTS IN A PERIOD</b>	10/12/93 at LA (26 in 2nd, 5-7 L)
<b>RECORDED 20 OR MORE SHOTS IN A PERIOD</b>	4/11/15 vs. CBJ (20 in 1st, 4-5 SOL)	<b>ALLOWED 20 OR MORE SHOTS IN A PERIOD</b>	10/14/14 at NYR (21 in 2nd, 6-3 W)
<b>HAD FEWER THAN 15 SHOTS</b>	10/10/11 vs. MIN (14, 2-1 W)	<b>OPPONENT HAD FEWER THAN 15 SHOTS</b>	2/8/15 at BUF (10, 3-2 W)
<b>SCORED THREE OR MORE POWER PLAY GOALS IN A GAME</b>	3/29/15 vs. DET (Nelson, Okposo, Nielsen)	<b>ALLOWED THREE OR MORE POWER PLAY GOALS IN A GAME</b>	12/6/14 vs. STL (Stastny, Shattenkirk, Oshie)
<b>SCORED TWO OR MORE SHORT-HANDED GOALS IN A GAME</b>	2/27/14 - 2 vs. TOR (Grabner - 2)	<b>ALLOWED TWO OR MORE SHORT-HANDED GOALS IN A GAME</b>	12/5/07 - 2 at ATL (Hossa, Dupuis)
<b>SCORED A 3-ON-5 SHORTHANDED GOAL</b>	4/4/08 at NYR (Park)	<b>ALLOWED A 3-ON-5 SHORTHANDED GOAL</b>	10/15/02 vs. NSH (Skrastins)
<b>RECORDED A HAT TRICK</b>	1/16/15 vs. PIT (Okposo - 4 goals)	<b>ALLOWED A HAT TRICK</b>	10/11/14 vs. CAR (Tlusty - 3 goals)
<b>SCORED TWO HAT TRICKS IN A GAME</b>	2/6/90 at PIT (King, LaFontaine)	<b>ALLOWED TWO HAT TRICKS IN A GAME</b>	12/11/08 at PIT (Sykora, DuPuis)
<b>AN ISLANDER SCORED FOUR OR MORE GOALS IN A GAME</b>	1/16/15 vs. PIT (Okposo - 4 goals)	<b>AN OPPONENT SCORED FOUR OR MORE GOALS IN A GAME</b>	3/30/03 at NJD (Elias - 4 goals)
<b>DID NOT RECEIVE A PENALTY IN A GAME</b>	3/28/15 vs. ANA	<b>OPPONENT DID NOT RECEIVE A PENALTY IN A GAME</b>	3/14/14 vs. SJS
<b>HAD AT LEAST 10 POWER PLAYS</b>	12/21/05 vs. NJ (10 in a 4-2 W)	<b>OPPONENT HAD AT LEAST 10 POWER PLAYS</b>	4/7/09 at CAR (11, 0-9 L)
<b>DID NOT HAVE A POWER PLAY</b>	3/14/14 VS. SJS	<b>OPPONENT DID NOT HAVE A POWER PLAY</b>	4/23/13 at CAR
<b>WON A 1-0 GAME</b>	11/24/14 vs. PHI (Halak - 21 saves, SO)	<b>LOST A 1-0 GAME</b>	12/14/13 vs. MTL (Price - 21 saves)
<b>RECORDED A SHUTOUT</b>	4/4/15 vs. BUF (Halak - 21 saves)	<b>WERE SHUTOUT</b>	2/22/15 vs. VAN (Miller/Lack - 37 saves)
<b>RECORDED CONSECUTIVE SHUTOUTS</b>	11/8/14 at ARI (Halak - 19 saves) 11/11/14 vs. COL (Halak - 21 saves)	<b>WERE SHUTOUT CONSECUTIVELY</b>	11/19/11 vs. BOS (Thomas - 23 saves) 11/21/11 at PIT (Fleury - 29 saves)
<b>SCORED ON A PENALTY SHOT</b>	12/20/13 at NYR (Clutterbuck on Lundqvist)	<b>OPPONENT SCORED ON A PENALTY SHOT</b>	11/13/10 at LAK (Brown on Roloson)
<b>HAD AN UNSUCCESSFUL PENALTY SHOT</b>	2/4/14 at WSH (Grabner on Neuvirth)	<b>OPPONENT HAD AN UNSUCCESSFUL PENALTY SHOT</b>	2/27/15 vs. CGY (Ferland on Halak)
<b>HAD A PENALTY SHOT IN OVERTIME</b>	Never	<b>OPPONENT HAD A PENALTY SHOT IN OVERTIME</b>	12/10/03 at NJ (Elias FAILED vs. Snow)
<b>SCORED AN EMPTY-NET GOAL</b>	3/21/15 at NJD (Okposo, 3-0 W)	<b>ALLOWED AN EMPTY-NET GOAL</b>	3/14/15 vs. MTL (Eller, 1-3 L)
<b>SCORED AN EXTRA-ATTACKER GOAL:</b>	4/7/15 at PHI (Lee, 4-5 L)	<b>ALLOWED AN EXTRA-ATTACKER GOAL:</b>	4/11/15 vs. CBJ (Hartnell, 4-5 SOL)
<b>WON IN OVERTIME</b>	3/9/15 at TOR (Tavares, 4-3)	<b>LOST IN OVERTIME</b>	3/3/15 at DAL (Eakin, 2-3)
<b>WON IN A SHOOTOUT</b>	2/5/15 at PHI (Halak/Clutterbuck, 3-2)	<b>LOST IN A SHOOTOUT</b>	4/11/15 vs. CBJ (McElhinney/Atkinson, 4-5)
<b>WON A 1-0 GAME IN A SHOOTOUT</b>	2/7/12 at PHI	<b>LOST A 1-0 GAME IN A SHOOTOUT</b>	Never
<b>TIED A GAME</b>	4/4/04 vs. PHI (3-3)	<b>PLAYED A 0-0 TIE</b>	2/24/04 vs BOS (DiPietro - 28 saves, Potvin - 33)
<b>TRAILED BY 3 AND WON</b>	3/10/14 at VAN (7-4)	<b>TRAILED BY 4 AND WON</b>	3/22/94 vs. Tampa Bay (5-4 W)
<b>PLAYED WITH FEWER THAN 20 DRESSED PLAYERS</b>	3/24/07 at PHI (19 total: F - 11, D - 6, G - 2)		

SEASON-BY-SEASON RECORD

SEASON	GP	W	L	T*	OTL**	PTS	GF***	GA***	DIVISION	CONFERENCE	LEAGUE	PLAYOFF RESULT
1972-73	78	12	60	6	-	30	170	347	8th East Div.	8th East Div.	16th Overall	Did Not Qualify
1973-74	78	19	41	18	-	56	182	247	8th East Div.	8th East Div.	15th Overall	Did Not Qualify
1974-75	80	33	25	22	-	88	264	221	3rd Patrick Div.	t-2nd Campbell	7th Overall	Lost Semi-Final
1975-76	80	42	21	17	-	101	297	190	2nd Patrick Div.	2nd Campbell	5th Overall	Lost Semi-Final
1976-77	80	47	21	12	-	106	288	193	2nd Patrick Div.	2nd Campbell	4th Overall	Lost Semi-Final
1977-78	80	48	17	15	-	111	334	210	1st Patrick Div.	1st Campbell	3rd Overall	Lost Qtr. Final
1978-79	80	51	15	14	-	116	358	214	1st Patrick Div.	1st Campbell	1st Overall	Lost Semi-Final
1979-80	80	39	28	13	-	91	281	247	2nd Patrick Div.	2nd Campbell	5th Overall	Won Stanley Cup
1980-81	80	48	18	14	-	110	355	260	1st Patrick Div.	1st Campbell	1st Overall	Won Stanley Cup
1981-82	80	54	16	10	-	118	385	250	1st Patrick Div.	1st Prince of Wales	1st Overall	Won Stanley Cup
1982-83	80	42	26	12	-	96	302	226	2nd Patrick Div.	4th Prince of Wales	6th Overall	Won Stanley Cup
1983-84	80	50	26	4	-	104	357	269	1st Patrick Div.	1st Prince of Wales	2nd Overall	Lost Final Round
1984-85	80	40	34	6	-	86	345	312	3rd Patrick Div.	6th Prince of Wales	9th Overall	Lost Div. Final
1985-86	80	39	29	12	-	90	327	284	3rd Patrick Div.	4th Prince of Wales	5th Overall	Lost Div. Semi-Final
1986-87	80	35	33	12	-	82	279	281	3rd Patrick Div.	6th Prince of Wales	9th Overall	Lost Div. Final
1987-88	80	39	31	10	-	88	308	267	1st Patrick Div.	3rd Prince of Wales	6th Overall	Lost Div. Semi-Final
1988-89	80	28	47	5	-	61	265	325	6th Patrick Div.	10th Prince of Wales	20th Overall	Did Not Qualify
1989-90	80	31	38	11	-	73	281	288	4th Patrick Div.	8th Prince of Wales	16th Overall	Lost Div. Semi-Final
1990-91	80	25	45	10	-	60	223	290	6th Patrick Div.	10th Prince of Wales	19th Overall	Did Not Qualify
1991-92	80	34	35	11	-	79	291	299	5th Patrick Div.	7th Prince of Wales	14th Overall	Did Not Qualify
1992-93	84	40	37	7	-	87	335	297	3rd Patrick Div.	6th Prince of Wales	13th Overall	Lost Conf. Final
1993-94	84	36	36	12	-	84	282	264	4th Atlantic Div.	8th East. Conf.	15th Overall	Lost Conf. Qtr. Final
1994-95	48	15	28	5	-	35	126	158	7th Atlantic Div.	13th East. Conf.	25th Overall	Did Not Qualify
1995-96	82	22	50	10	-	54	229	315	7th Atlantic Div.	12th East. Conf.	24th Overall	Did Not Qualify
1996-97	82	29	41	12	-	70	240	250	7th Atlantic Div.	12th East. Conf.	22nd Overall	Did Not Qualify
1997-98	82	30	41	11	-	71	212	225	4th Atlantic Div.	10th East. Conf.	19th Overall	Did Not Qualify
1998-99	82	24	48	10	-	58	194	244	5th Atlantic Div.	13th East. Conf.	25th Overall	Did Not Qualify
1999-00	82	24	48	9	1	58	194	275	5th Atlantic Div.	13th East. Conf.	26th Overall	Did Not Qualify
2000-01	82	21	51	7	3	52	185	268	5th Atlantic Div.	15th East. Conf.	30th Overall	Did Not Qualify
2001-02	82	42	28	8	4	96	239	220	2nd Atlantic Div.	5th East. Conf.	8th Overall	Lost Conf. Qtr. Final
2002-03	82	35	34	11	2	83	224	231	3rd Atlantic Div.	8th East. Conf.	16th Overall	Lost Conf. Qtr. Final
2003-04	82	38	29	11	4	91	237	210	3rd Atlantic Div.	8th East. Conf.	15th Overall	Lost Conf. Qtr. Final
2004-05	NO NHL SEASON DUE TO LOCKOUT											
2005-06	82	36	40	-	6	78	230	278	4th Atlantic Div.	12th East. Conf.	17th Overall	Did Not Qualify
2006-07	82	40	30	-	12	92	248	240	4th Atlantic Div.	8th East. Conf.	17th Overall	Lost Conf. Qtr. Final
2007-08	82	35	38	-	9	79	194	243	5th Atlantic Div.	13th East. Conf.	26th Overall	Did Not Qualify
2008-09	82	26	47	-	9	61	201	279	5th Atlantic Div.	15th East. Conf.	30th Overall	Did Not Qualify
2009-10	82	34	37	-	11	79	222	264	5th Atlantic Div.	13th East. Conf.	26th Overall	Did Not Qualify
2010-11	82	30	39	-	13	73	229	264	5th Atlantic Div.	14th East. Conf.	27th Overall	Did Not Qualify
2011-12	82	34	37	-	11	79	203	255	5th Atlantic Div.	14th East. Conf.	27th Overall	Did Not Qualify
2012-13	48	24	17	-	7	55	139	139	3rd Atlantic Div.	8th East. Conf.	16th Overall	Lost Conf. Qtr. Final
2013-14	82	34	37	-	11	79	225	267	8th Metro Div.	14th East. Conf.	26th Overall	Did Not Qualify
2014-15	82	47	28	-	7	101	252	230	3rd Metro Div.	5th East. Conf.	10th Overall	Lost First Round
<b>TOTAL</b>	<b>3,336</b>	<b>1,452</b>	<b>1,427</b>	<b>347</b>	<b>110</b>	<b>3361</b>	<b>10,732</b>	<b>10,636</b>				

\* T - Ties were eliminated starting in the 2005-06 season. \*\* OTL - Starting in the 1999-00 season, a team that loses a game in overtime earns one point. Starting in the 2005-06 season, a team that loses a game in the shootout earns one point in the OTL category. \*\*\* GF and GA include shootout winners

OPPONENTS

IN THE PAST

STANLEY CUP PLAYOFFS

MEDIA INFORMATION

**SEASON-BY-SEASON RECORD**

OPPONENTS

IN THE PAST

STANLEY CUP PLAYOFFS

MEDIA INFORMATION

HOME									ROAD								
SEASON	GP	W	L	T	OTL	PTS	GF*	GA*	GP	W	L	T	OTL	PTS	GF*	GA*	
1972-73	39	10	25	4	-	24	100	143	39	2	35	2	-	6	70	204	
1973-74	39	13	17	9	-	35	96	110	39	6	24	9	-	21	86	137	
1974-75	40	22	6	12	-	56	147	92	40	11	19	10	-	32	117	129	
1975-76	40	24	8	8	-	56	162	81	40	18	13	9	-	45	135	109	
1976-77	40	24	11	5	-	53	161	101	40	23	10	7	-	53	127	92	
1977-78	40	29	3	8	-	66	184	94	40	19	14	7	-	45	150	116	
1978-79	40	31	3	6	-	68	201	89	40	20	12	8	-	48	157	125	
1979-80	40	26	9	5	-	57	154	106	40	13	19	8	-	34	127	141	
1980-81	40	23	6	11	-	57	193	127	40	25	12	3	-	53	162	133	
1981-82	40	33	3	4	-	70	210	111	40	21	13	6	-	48	175	139	
1982-83	40	26	11	3	-	55	180	106	40	16	15	9	-	41	122	120	
1983-84	40	28	11	1	-	57	190	117	40	22	15	3	-	47	167	152	
1984-85	40	26	11	3	-	55	200	153	40	14	23	3	-	31	145	159	
1985-86	40	22	11	7	-	51	182	132	40	17	18	5	-	39	145	152	
1986-87	40	20	15	5	-	45	148	139	40	15	18	7	-	37	131	142	
1987-88	40	24	10	6	-	54	161	121	40	15	21	4	-	34	147	146	
1988-89	40	19	18	3	-	41	141	149	40	9	29	2	-	20	124	176	
1989-90	40	15	17	8	-	38	133	134	40	16	21	3	-	35	148	154	
1990-91	40	15	19	6	-	36	113	134	40	10	26	4	-	24	110	156	
1991-92	40	20	15	5	-	45	164	140	40	14	20	6	-	34	127	159	
1992-93	42	20	19	3	-	43	175	143	42	20	18	4	-	44	160	154	
1993-94	42	23	15	4	-	50	148	116	42	13	21	8	-	34	134	148	
1994-95	24	10	11	3	-	23	60	66	24	5	17	2	-	12	66	92	
1995-96	41	14	21	6	-	34	114	146	41	8	29	4	-	20	115	169	
1996-97	41	19	18	4	-	42	141	125	41	10	23	8	-	28	99	125	
1997-98	41	17	20	4	-	38	106	104	41	13	21	7	-	33	106	121	
1998-99	41	11	23	7	-	29	104	123	41	13	25	3	-	29	90	121	
1999-00	41	10	25	5	1	26	94	140	41	14	23	4	0	32	100	135	
2000-01	41	12	27	1	1	26	96	142	41	9	24	6	2	26	89	126	
2001-02	41	21	13	5	2	49	124	115	41	21	15	3	2	47	115	105	
2002-03	41	18	18	5	0	41	114	116	41	17	16	6	2	42	110	115	
2003-04	41	25	11	4	1	55	129	92	41	13	18	7	3	36	108	118	
2004-05	NO NHL SEASON DUE TO LOCKOUT								NO NHL SEASON DUE TO LOCKOUT								
2005-06	41	20	18	-	3	43	114	138	41	16	22	-	3	35	116	140	
2006-07	41	22	13	-	6	50	119	103	41	18	17	-	6	42	129	137	
2007-08	41	18	18	-	5	41	89	110	41	17	20	-	4	38	105	133	
2008-09	41	17	18	-	6	40	112	129	41	9	29	-	3	21	89	150	
2009-10	41	23	14	-	4	50	125	114	41	11	23	-	7	29	97	150	
2010-11	41	17	18	-	6	40	132	128	41	13	21	-	7	31	97	136	
2011-12	41	17	18	-	6	40	104	123	41	17	19	-	5	39	99	132	
2012-13	24	10	11	-	3	23	68	73	24	14	6	-	4	34	71	66	
2013-14	41	13	19	-	9	35	109	136	41	21	18	-	2	44	116	131	
2014-15	41	25	14	-	2	52	136	112	41	22	14	-	5	49	116	118	
<b>TOTAL</b>	<b>1668</b>	<b>832</b>	<b>611</b>	<b>170</b>	<b>55</b>	<b>1889</b>	<b>5733</b>	<b>4973</b>	<b>1668</b>	<b>620</b>	<b>816</b>	<b>177</b>	<b>55</b>	<b>1472</b>	<b>4999</b>	<b>5663</b>	

\* GF and GA include shootout winners

**GAMES POSTPONED (due to weather)**

SCHEDULED	PLAYED	LOCATION	SCORE	REASON
Dec. 26, 1975	Feb. 6, 1976	Detroit	L 4-3	Snow
Feb. 7, 1978	Mar. 26, 1978	NYI (vs. Minn.)	W 6-3	Snow
Dec. 31, 1978	Jan. 22, 1979	Chicago	W 2-1	Snow
Jan. 21, 1979	Feb. 14, 1979	Buffalo	L 2-1	Rain/Fog
Mar. 13, 1993	Mar. 14, 1993	NYI (vs. Pitt.)	L 3-2	Snow

**SITES OF HOME GAMES (Other than Nassau Coliseum)**

SCHEDULED	ARENA	LOCATION	OPPONENT	SCORE
Dec. 13, 1992	Myriad Convention Center	Oklahoma City, OK	vs. Edmonton	4-1 W
Mar. 18, 1994	Target Center	Minneapolis, MN	vs. Buffalo	2-2 T
Jan. 29, 2014	Yankee Stadium	Bronx, NY	vs. NY Rangers	1-2 L

**SPECIAL TEAMS**

POWER PLAY GOALS FOR		
1972-73	28-258	10.8%
1973-74	32-230	13.8%
1974-75	51-272	18.8%
1975-76	92-290	31.7%
1976-77	56-240	23.3%
1977-78	71-227	31.3%
1978-79	81-260	31.2%
1979-80	63-265	23.8%
1980-81	93-317	29.3%
1981-82	80-284	28.2%
1982-83	69-268	25.7%
1983-84	63-280	22.5%
1984-85	71-277	25.6%
1985-86	73-332	22.0%
1986-87	84-337	24.9%
1987-88	87-387	22.5%
1988-89	85-378	22.5%
1989-90	78-330	23.6%
1990-91	51-317	16.1%
1991-92	75-339	22.1%
1992-93	90-416	21.6%
1993-94	74-369	20.1%
1994-95	28-178	15.7%
1995-96	70-372	18.8%
1996-97	48-346	13.9%
1997-98	61-364	16.8%
1998-99	54-341	15.8%
1999-00	45-320	14.1%
2000-01	51-386	13.2%
2001-02	59-363	16.3%
2002-03	58-384	15.1%
2003-04	54-323	16.7%
2004-05		
2005-06	76-450	16.9%
2006-07	63-348	18.1%
2007-08	48-330	14.6%
2008-09	54-320	16.9%
2009-10	49-306	16.0%
2010-11	52-302	17.2%
2011-12	45-243	18.5%
2012-13	31-156	19.9%
2013-14	49-276	17.8%
2014-15	50-267	18.7%
<b>TOTAL</b>	<b>2,547-12,805</b>	<b>19.9%</b>

POWER PLAY GOALS AGAINST		
1972-73	63-261	75.9%
1973-74	63-262	75.9%
1974-75	55-340	83.8%
1975-76	55-377	85.4%
1976-77	47-278	83.1%
1977-78	45-272	83.5%
1978-79	57-287	80.1%
1979-80	71-316	77.5%
1980-81	76-368	79.3%
1981-82	65-332	80.4%
1982-83	55-331	83.4%
1983-84	66-360	81.7%
1984-85	68-383	82.2%
1985-86	77-369	79.1%
1986-87	83-375	77.9%
1987-88	94-416	77.4%
1988-89	103-390	73.6%
1989-90	87-371	76.5%
1990-91	78-353	77.9%
1991-92	90-383	76.5%
1992-93	77-375	79.5%
1993-94	79-417	81.1%
1994-95	46-213	78.4%
1995-96	90-414	78.3%
1996-97	53-319	83.4%
1997-98	54-384	85.9%
1998-99	60-363	83.5%
1999-00	84-420	80.0%
2000-01	79-445	82.2%
2001-02	52-366	85.8%
2002-03	67-405	83.5%
2003-04	52-359	85.5%
2004-05		
2005-06	99-476	79.2%
2006-07	79-433	81.8%
2007-08	68-375	81.9%
2008-09	65-341	80.9%
2009-10	71-300	76.3%
2010-11	52-310	83.2%
2011-12	46-236	80.5%
2012-13	28-142	80.3%
2013-14	58-265	78.1%
2014-15	48-218	77.1%
<b>TOTAL</b>	<b>2,759-14,164</b>	<b>80.5%</b>

SH GOALS	FOR	VS.
1972-73	2	13
1973-74	7	13
1974-75	11	7
1975-76	11	4
1976-77	16	3
1977-78	7	6
1978-79	7	4
1979-80	7	4
1980-81	19	6
1981-82	16	3
1982-83	10	3
1983-84	18	9
1984-85	14	7
1985-86	4	9
1986-87	8	8
1987-88	8	8
1988-89	4	7
1989-90	10	8
1990-91	9	12
1991-92	11	8
1992-93	12	8
1993-94	15	9
1994-95	4	11
1995-96	8	15
1996-97	14	9
1997-98	11	16
1998-99	8	7
1999-00	8	8
2000-01	9	14
2001-02	17	10
2002-03	12	5
2003-04	11	5
2004-05		
2005-06	5	15
2006-07	7	9
2007-08	10	15
2008-09	12	5
2009-10	7	3
2010-11	15	7
2011-12	4	5
2012-13	2	0
2013-14	8	7
2014-15	10	3
<b>TOTAL</b>	<b>408</b>	<b>328</b>

**100-POINT SEASONS**

PLAYER	YEAR	GP	G	A	PTS	PIM
Mike Bossy	1981-82	80	64	83	147	22
Bryan Trottier	1978-79	76	47	87	134	50
Pierre Turgeon	1992-93	83	58	74	132	26
Bryan Trottier	1981-82	80	50	79	129	88
Mike Bossy	1978-79	80	69	57	126	25
Mike Bossy	1985-86	80	61	62	123	14
Bryan Trottier	1977-78	77	46	77	123	46
Mike Bossy	1980-81	79	68	51	119	32
Mike Bossy	1982-83	79	60	58	118	20
Mike Bossy	1983-84	67	51	67	118	8
Mike Bossy	1984-85	76	58	59	117	38
Bryan Trottier	1983-84	68	40	71	111	59
Pat LaFontaine	1989-90	74	54	51	105	38
Bryan Trottier	1979-80	78	42	62	104	68
Bryan Trottier	1980-81	73	31	72	103	74
Brent Sutter	1984-85	72	42	60	102	51
Denis Potvin	1978-79	73	31	70	101	58
John Tonelli	1984-85	80	42	58	100	95

OPPONENTS

IN THE PAST

STANLEY CUP PLAYOFFS

MEDIA INFORMATION

**PENALTY MINUTES, SHUTOUTS, SHOTS**

TEAM	PIMS	AVG/GAME	TEAM	SHUTOUTS	AGAINST	TEAM	SHOTS FOR	AGAINST
1972-73	881	11.3	1972-73	0	11	1972-73	1952	2690
1973-74	1075	13.8	1973-74	0	8	1973-74	1959	2348
1974-75	1118	14.0	1974-75	6	1	1974-75	2364	2351
1975-76	1277	16.0	1975-76	10	0	1975-76	2438	2286
1976-77	1012	12.7	1976-77	6	4	1976-77	2361	2276
1977-78	938	11.7	1977-78	6	1	1977-78	2490	2183
1978-79	1077	13.5	1978-79	3	0	1978-79	2300	2309
1979-80	1298	16.2	1979-80	5	3	1979-80	2219	2396
1980-81	1442	18.0	1980-81	5	0	1980-81	2417	2418
1981-82	1328	16.6	1981-82	0	1	1981-82	2426	2373
1982-83	1266	15.8	1982-83	2	6	1982-83	2364	2335
1983-84	1157	14.5	1983-84	2	2	1983-84	2458	2701
1984-85	1516	19.0	1984-85	2	1	1984-85	2415	2591
1985-86	1348	16.9	1985-86	2	3	1985-86	2352	2658
1986-87	1831	22.9	1986-87	1	1	1986-87	2480	2226
1987-88	1734	21.7	1987-88	5	1	1987-88	2417	2529
1988-89	1817	22.7	1988-89	0	3	1988-89	2429	2463
1989-90	1777	22.2	1989-90	5	3	1989-90	2359	2682
1990-91	1723	21.5	1990-91	0	4	1990-91	2168	2495
1991-92	1713	21.4	1991-92	1	1	1991-92	2226	2630
1992-93	1701	20.3	1992-93	1	3	1992-93	2616	2470
1993-94	1787	21.3	1993-94	5	3	1993-94	2511	2561
1994-95	901	18.8	1994-95	1	1	1994-95	1357	1448
1995-96	1669	20.4	1995-96	3	1	1995-96	2310	2627
1996-97	1640	20.0	1996-97	5	5	1996-97	2188	2481
1997-98	1646	20.1	1997-98	8	2	1997-98	2119	2358
1998-99	1111	13.5	1998-99	5	5	1998-99	2157	2331
1999-00	1376	16.8	1999-00	3	9	1999-00	2147	2742
2000-01	1325	16.2	2000-01	2	10	2000-01	2257	2378
2001-02	1255	15.3	2001-02	6	4	2001-02	2319	2285
2002-03	1244	15.2	2002-03	3	8	2002-03	2427	2318
2003-04	1168	14.2	2003-04	6	8	2003-04	2341	2244
2004-05				NO NHL SEASON DUE TO LOCKOUT				
2005-06	1526	18.6	2005-06	1	5	2005-06	2481	2549
2006-07	1062	13.0	2006-07	5	6	2006-07	2459	2672
2007-08	1023	12.5	2007-08	3	7	2007-08	2435	2488
2008-09	1198	14.6	2008-09	3	5	2008-09	2372	2751
2009-10	928	11.3	2009-10	3	6	2009-10	2493	2619
2010-11	1515	18.5	2010-11	2	6	2010-11	2408	2620
2011-12	763	9.3	2011-12	3	9	2011-12	2410	2469
2012-13	461	9.6	2012-13	3	4	2012-13	1485	1352
2013-14	1015	12.4	2013-14	4	6	2013-14	2537	2464
2014-15	700	8.5	2014-15	6	3	2014-15	2771	2321
<b>TOTALS</b>	<b>54342</b>	<b>16.3</b>	<b>TOTALS</b>	<b>142</b>	<b>170</b>	<b>TOTALS</b>	<b>97194</b>	<b>101488</b>

**50-GOAL SEASONS**

PLAYER	YEAR	G	PLAYER	YEAR	G
Mike Bossy	1978-79	69	Mike Bossy	1984-85	58
Mike Bossy	1980-81	68	Pat LaFontaine	1989-90	54
Mike Bossy	1981-82	64	Mike Bossy	1977-78	53
Mike Bossy	1985-86	61	Mike Bossy	1983-84	51
Mike Bossy	1982-83	60	Mike Bossy	1979-80	51
Pierre Turgeon	1992-93	58	Bryan Trottier	1981-82	50

**SEASON LEADERS**

	PLAYER	GOALS	PLAYER	ASSISTS	PLAYER	POINTS	PLAYER	PIM
1972-73	Harris	28	Westfall	31	Harris	50	Hart	158
1973-74	Harris/Stewart	23	D. Potvin	37	D. Potvin	54	Howatt	204
1974-75	Nystrom	27	D. Potvin	55	D. Potvin	76	Hart	143
1975-76	Gillies	34	D. Potvin	67	D. Potvin	98	Howatt	197
1976-77	Gillies	33	D. Potvin	55	D. Potvin	80	Howatt	182
1977-78	Bossy	53	Trottier	77	Trottier	123	Howatt	146
1978-79	Bossy	69	Trottier	87	Trottier	134	Howatt	205
1979-80	Bossy	51	Trottier	62	Trottier	104	Howatt	219
1980-81	Bossy	68	Trottier	72	Bossy	119	Howatt	174
1981-82	Bossy	64	Bossy	83	Bossy	147	B. Sutter	114
1982-83	Bossy	60	Bossy	58	Bossy	118	B. Sutter	128
1983-84	Bossy	51	Trottier	71	Bossy	118	D. Sutter	94
1984-85	Bossy	58	B. Sutter	60	Bossy	117	D. Sutter	174
1985-86	Bossy	61	Bossy	62	Bossy	123	D. Sutter	157
1986-87	Bossy/LaFontaine	38	Trottier	64	Trottier	87	Curran	356
1987-88	LaFontaine	47	Trottier	52	LaFontaine	92	Kerr	198
1988-89	LaFontaine	45	LaFontaine	43	LaFontaine	88	Pilon	242
1989-90	LaFontaine	54	LaFontaine	51	LaFontaine	105	Vukota	290
1990-91	LaFontaine	41	LaFontaine	44	LaFontaine	85	Baumgartner	282
1991-92	Ferraro/King	40	Turgeon	49	Turgeon	87	Vukota	293
1992-93	Turgeon	58	Turgeon	74	Turgeon	132	Vukota	216
1993-94	Thomas	42	Turgeon	56	Turgeon	94	Vukota	237
1994-95	Ferraro	22	Ferraro	21	Ferraro	43	Vukota	109
1995-96	Palffy	43	Green	45	Palffy	87	Severyn	180
1996-97	Palffy	48	Palffy	42	Palffy	90	Pilon	179
1997-98	Palffy	45	Palffy	42	Palffy	87	Pilon	291
1998-99	Palffy	22	Reichel	37	Reichel	56	Odjick	133
1999-00	Czerkawski	35	Czerkawski	35	Czerkawski	70	Cairns	196
2000-01	Czerkawski	30	Czerkawski	32	Czerkawski	62	Chara	157
2001-02	Yashin	32	Yashin	43	Yashin	75	Cairns	176
2002-03	Scatchard	27	Yashin	39	Yashin	65	Cairns	124
2003-04	Czerkawski/Hunter	25	Kvasha	36	Hunter/Kvasha	51	Cairns	189
2004-05				NO NHL SEASON DUE TO LOCKOUT				
2005-06	Satan	35	York	39	Satan/Yashin	66	Godard	115
2006-07	Blake	40	Poti	38	Blake	69	Witt	131
2007-08	Guerin	23	Hunter	29	Comrie	49	Comrie	87
2008-09	Okposo	18	Streit	40	Streit	56	Jackman	155
2009-10	Moulson	30	Streit	38	Tavares	54	Jackman	98
2010-11	Grabner	34	Tavares	38	Tavares	67	Konopka	307
2011-12	Moulson	36	Tavares	50	Tavares	81	Martin	121
2012-13	Tavares	28	Moulson	29	Tavares	47	Martin	63
2013-14	Okposo	27	Okposo/Tavares	42	Okposo	69	Carkner	149
2014-15	Tavares	38	Tavares	48	Tavares	86	Martin	114

OPPONENTS

IN THE PAST

STANLEY CUP PLAYOFFS

MEDIA INFORMATION

SEASON LEADERS (continued)

YEAR	PLAYER	PPG	PLAYER	SHG	PLAYER	GWG	PLAYER	GTG
1972-73	Harris	6	Gagnon/Crisp	1	3 tied with	.2	6 tied with	1
1973-74	D. Potvin/Westfall	6	Stewart	5	Nystrom	.5	3 tied with	3
1974-75	Gillies	8	Henning	4	Harris	.5	Gillies/Howatt	3
1975-76	D. Potvin	18	Henning	4	Gillies	.6	Trottier	3
1976-77	Gillies	12	Henning	6	Parise	.7	4 tied with	2
1977-78	Bossy	25	Henning/Trottier	2	Bourne	.8	Bossy/Gilles	2
1978-79	Bossy	27	D. Potvin	3	Bossy	.9	Bossy/Trottier	2
1979-80	Bossy	16	Kallur	4	Bossy	.8	3 tied with	2
1980-81	Bossy	28	Bourne	7	Bossy	.10	Kallur	4
1981-82	Trottier	18	Goring	5	Bossy/Trottier	.10	3 tied with	2
1982-83	Bossy	19	Goring	5	Bossy	.8	Bossy	3
1983-84	Potvin	11	Goring	5	Bossy	.11	Bourne	2
1984-85	Bossy	14	Trottier	5	Bossy	.7	Tonelli	2
1985-86	Bossy	21	4 tied with	1	Bossy	.9	Bossy/B. Sutter	2
1986-87	LaFontaine	19	B. Sutter	3	B. Sutter	.8	Makela	2
1987-88	LaFontaine/Trotier	15	Makela/B. Sutter	2	LaFontaine	.7	LaFontaine	2
1988-89	B. Sutter	17	B. Sutter	2	Volek	.7	Wood	1
1989-90	B. Sutter	17	B. Sutter/McDonough	3	LaFontaine	.8	Crossman/Nylund	2
1990-91	LaFontaine	12	B. Sutter/LaFontaine	2	LaFontaine	.5	5 tied with	1
1991-92	King	21	DiMaio/Fitzgerald	2	King/Turgeon	.6	Ferraro/King	2
1992-93	Turgeon	24	Fitzgerald/Hogue	3	Turgeon	.10	Turgeon	2
1993-94	Thomas	17	Hogue/McInnis	5	King	.7	Ferraro	3
1994-95	King	7	Turgeon	2	3 tied with	.2	Ferraro	2
1995-96	Palffy	17	Andersson/Plante	2	Palffy	.6	3 tied with	1
1996-97	Green	10	Palffy	4	Palffy	.6	3 tied with	1
1997-98	Palffy	17	Chorske	4	Palffy	.5	Reichel	2
1998-99	Linden	8	Lapointe/Palffy	2	Watt	.4	Czerkawski	2
1999-00	Czerkawski	16	Jokinen/J. Jonsson	2	Czerkawski	.4	3 tied with	1
2000-01	Czerkawski	10	Lindgren	2	Scatchard	.5	3 tied with	1
2001-02	Yashin	15	Peca	6	Czerkawski/Parrish	.6	4 tied with	1
2002-03	Yashin	14	Bates	6	Yashin	.7	3 tied with	1
2003-04	Czerkawski	9	Blake	4	Hunter	.7	Czerkawski	2
2004-05					NO NHL SEASON DUE TO LOCKOUT			
2005-06	Satan	17	Blake	2	Bates	.4	N/A	-
2006-07	Blake	14	Sillinger/Park	2	Blake	.7	N/A	-
2007-08	Fedotenko	8	Park	4	Guerin	.5	N/A	-
2008-09	Streit	10	Bergenheim	4	Bergenheim	.4	N/A	-
2009-10	Tavares	11	Bergenheim	2	Moulson	.5	N/A	-
2010-11	Moulson/Tavares/Parenteau	9	Nielsen	7	Tavares	.4	N/A	-
2011-12	Moulson	14	Bailey	3	Tavares	.8	N/A	-
2012-13	Tavares	9	Grabner/Nielsen	2	Tavares	.5	N/A	-
2013-14	Tavares	8	Clutterbuck/Grabner	3	Okposo/Tavares	.4	N/A	-
2014-15	Tavares	13	Kulemin	3	Tavares	.8	N/A	-

NEW YORK ISLANDERS SHUTOUTS FOR (142)

DATE	ISLANDERS	GOALTENDER	OPPOSING	SCORE	DATE	ISLANDERS	GOALTENDER	OPPOSING	SCORE
10/21/74	at Washington	Smith	Low	5-0	12/21/76	Boston	Smith	Cheevers	3-0
10/26/74	Minnesota	Smith	Rivard	4-0	3/6/77	at Colorado	Resch	Plasse	5-0
11/27/74	Toronto	Smith	Favell	6-0	3/16/77	at Chicago	Smith	Esposito	5-0
12/14/74	Los Angeles	Resch	Vachon	3-0	10/18/77	Los Angeles	Resch	Vachon	0-0
12/29/74	at Washington	Resch	Low	7-0	11/1/77	Atlanta	Smith/Hogosta*	Myre	9-0
2/25/75	St. Louis	Resch	Belanger	3-0	11/13/77	at Washington	Resch	Wolfe	6-0
10/11/75	Los Angeles	Resch	Vachon	7-0	12/7/77	at Chicago	Smith	Esposito	4-0
10/17/75	at Atlanta	Smith	Bouchard	2-0	1/14/78	at Washington	Resch	Bedard	4-0
10/23/75	Philadelphia	Resch	Stephenson	3-0	1/19/78	at St. Louis	Smith	Myre	3-0
12/7/75	at Buffalo	Resch	Desjardins	3-0	12/17/78	at Detroit	Smith	Vachon	3-0
12/9/75	Minnesota	Resch	Maniago	6-0	1/2/79	Vancouver	Resch	Hanlon	9-0
12/17/75	at NY Rangers	Smith	Davidson	3-0	3/31/79	Buffalo	Resch	Sauve	2-0
1/13/76	Detroit	Resch	Rutherford	1-0	12/2/79	at Winnipeg	Smith	Hamel	4-0
1/24/76	Los Angeles	Smith	Vachon	5-0	1/8/80	Vancouver	Resch	Hanlon	3-0
2/22/76	at Washington	Resch	Wolfe	4-0	2/9/80	Quebec	Smith	Dion	5-0
3/9/76	St. Louis	Resch	Johnston	4-0	2/12/80	Winnipeg	Resch	Mattson	0-0
10/7/76	at Philadelphia	Resch	Parent	3-0	3/2/80	at Pittsburgh	Resch	Holland	0-0
10/12/76	Atlanta	Resch	Bouchard	7-0	11/20/80	Hartford	Resch	Veisor	5-0
12/4/76	Buffalo	Resch	Desjardins	3-0	12/21/80	at Chicago	Resch	Esposito	9-0

**NEW YORK ISLANDERS SHUTOUTS FOR (Continued)**

DATE	ISLANDERS	GOALTENDER	OPPOSING	SCORE
1/20/81	. . . . . Calgary	. . . . . Resch	. . . . . Lemelin	. . . . . 5-0
1/22/81	. . . . . at Detroit	. . . . . Smith	. . . . . Lozinski	. . . . . 3-0
3/12/81	. . . . . at Edmonton	. . . . . Smith	. . . . . G. Edwards	. . . . . 5-0
10/14/82	. . . . . Pittsburgh	. . . . . Smith	. . . . . Herron	. . . . . 9-0
2/19/83	. . . . . Montreal	. . . . . Melanson	. . . . . Wamsley	. . . . . 5-0
11/5/83	. . . . . Buffalo	. . . . . Smith	. . . . . Sauve	. . . . . 4-0
3/27/84	. . . . . Montreal	. . . . . Smith	. . . . . Penney	. . . . . 7-0
12/21/84	. . . . . at Hartford	. . . . . Hrudey	. . . . . Millen	. . . . . 1-0
2/2/85	. . . . . at Pittsburgh	. . . . . Hrudey	. . . . . Romano	. . . . . 4-0
1/9/86	. . . . . Pittsburgh	. . . . . Hrudey	. . . . . Romano	. . . . . 9-0
2/11/86	. . . . . Vancouver	. . . . . Smith	. . . . . Brodeur	. . . . . 1-0
2/22/87	. . . . . at New Jersey	. . . . . Smith	. . . . . Chevrier	. . . . . 7-0
10/15/87	. . . . . at Philadelphia	. . . . . Hrudey	. . . . . LaForest	. . . . . 6-0
2/20/88	. . . . . at Pittsburgh	. . . . . Hrudey	. . . . . Weeks	. . . . . 3-0
3/1/88	. . . . . St. Louis	. . . . . Smith	. . . . . Millen	. . . . . 2-0
3/6/88	. . . . . at Quebec	. . . . . Hrudey	. . . . . Brunetta	. . . . . 2-0
3/20/88	. . . . . at Winnipeg	. . . . . Smith	. . . . . Reddick	. . . . . 6-0
11/30/89	. . . . . at Chicago	. . . . . Fitzpatrick	. . . . . Chevrier	. . . . . 2-0
12/5/89	. . . . . Buffalo	. . . . . Fitzpatrick	. . . . . Puppa	. . . . . 3-0
12/9/89	. . . . . NY Rangers	. . . . . Fitzpatrick	. . . . . Vanbiesbrouck	. . . . . 0-0
1/16/90	. . . . . Vancouver	. . . . . Healy	. . . . . McLean	. . . . . 3-0
2/4/90	. . . . . at Buffalo	. . . . . Healy	. . . . . Puppa	. . . . . 1-0
4/15/92	. . . . . New Jersey	. . . . . Healy	. . . . . Terreri	. . . . . 7-0
3/16/93	. . . . . at San Jose	. . . . . Healy	. . . . . Irbe	. . . . . 6-0
10/26/93	. . . . . Los Angeles	. . . . . Hextall	. . . . . Stauber	. . . . . 7-0
2/19/94	. . . . . Ottawa	. . . . . Hextall	. . . . . Madeley	. . . . . 4-0
2/21/94	. . . . . Washington	. . . . . Hextall	. . . . . Beaupre	. . . . . 4-0
2/25/94	. . . . . Philadelphia	. . . . . Hextall	. . . . . Roussel	. . . . . 2-0
4/13/94	. . . . . at Tampa Bay	. . . . . Hextall	. . . . . Puppa	. . . . . 2-0
3/23/95	. . . . . NY Rangers	. . . . . Soderstrom	. . . . . Richter	. . . . . 1-0
10/20/95	. . . . . Montreal	. . . . . Soderstrom	. . . . . Roy	. . . . . 2-0
2/25/96	. . . . . Edmonton	. . . . . Soderstrom	. . . . . Joseph	. . . . . 2-0
4/6/96	. . . . . Buffalo	. . . . . Fichaud	. . . . . Hasek/Trefilov	. . . . . 3-0
11/29/96	. . . . . at Washington	. . . . . Salo	. . . . . Kolzig	. . . . . 2-0
12/7/96	. . . . . Washington	. . . . . Salo	. . . . . Carey	. . . . . 2-0
2/15/97	. . . . . Florida	. . . . . Salo	. . . . . Fitzpatrick	. . . . . 1-0
3/2/97	. . . . . at Washington	. . . . . Salo	. . . . . Kolzig	. . . . . 2-0
3/13/97	. . . . . at Tampa Bay	. . . . . Salo	. . . . . Schwab	. . . . . 3-0
10/3/97	. . . . . Toronto	. . . . . Salo	. . . . . Healy	. . . . . 3-0
12/6/97	. . . . . Phoenix	. . . . . Salo	. . . . . Waite	. . . . . 4-0
12/17/97	. . . . . Buffalo	. . . . . Salo	. . . . . Hasek	. . . . . 4-0
1/30/98	. . . . . Carolina	. . . . . Salo	. . . . . Kidd	. . . . . 2-0
4/1/98	. . . . . Tampa Bay	. . . . . Flaherty	. . . . . Bierk	. . . . . 4-0
4/4/98	. . . . . NY Rangers	. . . . . Salo/Flaherty*	. . . . . Cloutier/Richter	. . . . . 3-0
4/6/98	. . . . . at Tampa Bay	. . . . . Flaherty	. . . . . Fitzpatrick	. . . . . 3-0
4/16/98	. . . . . Tampa Bay	. . . . . Flaherty	. . . . . Bierk	. . . . . 4-0
10/14/98	. . . . . at Tampa Bay	. . . . . Salo	. . . . . Puppa	. . . . . 2-0
10/17/98	. . . . . at St. Louis	. . . . . Salo	. . . . . Fuhr	. . . . . 1-0
10/27/98	. . . . . Los Angeles	. . . . . Salo	. . . . . Legace	. . . . . 1-0
11/12/98	. . . . . Montreal	. . . . . Salo	. . . . . Thibault	. . . . . 4-0
12/15/98	. . . . . at San Jose	. . . . . Salo	. . . . . Vernon	. . . . . 1-0
11/10/99	. . . . . at Carolina	. . . . . Potvin	. . . . . Irbe	. . . . . 2-0
12/27/99	. . . . . Boston	. . . . . Luongo	. . . . . Tallas	. . . . . 3-0
1/22/00	. . . . . Tampa Bay	. . . . . Weekes	. . . . . Hodson	. . . . . 2-0
11/1/00	. . . . . at Florida	. . . . . Flaherty	. . . . . Luongo	. . . . . 3-0
12/01/00	. . . . . at New Jersey	. . . . . Vanbiesbrouck	. . . . . Brodeur	. . . . . 2-0
10/06/01	. . . . . at Florida	. . . . . Osgood	. . . . . Luongo	. . . . . 3-0
10/17/01	. . . . . at Carolina	. . . . . Osgood	. . . . . Irbe	. . . . . 4-0
11/06/01	. . . . . Tampa Bay	. . . . . Osgood	. . . . . Khabibulin	. . . . . 3-0
12/06/01	. . . . . at Philadelphia	. . . . . Snow	. . . . . Cechmanek	. . . . . 2-0
2/12/02	. . . . . at Philadelphia	. . . . . Snow	. . . . . Cechmanek	. . . . . 1-0
3/12/02	. . . . . at Buffalo	. . . . . Osgood	. . . . . Biron	. . . . . 3-0
12/28/02	. . . . . Carolina	. . . . . Osgood	. . . . . Weekes	. . . . . 3-0
12/31/02	. . . . . at Buffalo	. . . . . Osgood	. . . . . Miller	. . . . . 1-0
2/19/03	. . . . . at San Jose	. . . . . Snow	. . . . . Nabokov	. . . . . 3-0
10/11/03	. . . . . at Buffalo	. . . . . DiPietro	. . . . . Miller	. . . . . 6-0
12/13/03	. . . . . Atlanta	. . . . . Snow	. . . . . Nurminen	. . . . . 3-0

DATE	ISLANDERS	GOALTENDER	OPPOSING	SCORE
1/24/04	. . . . . at Atlanta	. . . . . DiPietro	. . . . . Nurminen	. . . . . 3-0
2/24/04	. . . . . Boston	. . . . . DiPietro	. . . . . Potvin	. . . . . 0-0
3/21/04	. . . . . Tampa Bay	. . . . . DiPietro	. . . . . Grahame	. . . . . 3-0
3/23/04	. . . . . Washington	. . . . . DiPietro	. . . . . Kolzig/Yeates	. . . . . 3-0
4/8/06	. . . . . Washington	. . . . . DiPietro	. . . . . Johnson	. . . . . 5-0
11/15/06	. . . . . at Dallas	. . . . . DiPietro	. . . . . Turco	. . . . . 3-0
12/16/06	. . . . . Atlanta	. . . . . DiPietro	. . . . . Hedberg	. . . . . 6-0
12/23/06	. . . . . Columbus	. . . . . DiPietro	. . . . . Norrena	. . . . . 4-0
12/26/06	. . . . . NY Rangers	. . . . . DiPietro	. . . . . Lundqvist	. . . . . 2-0
2/7/07	. . . . . Philadelphia	. . . . . DiPietro	. . . . . Niittymaki	. . . . . 2-0
11/1/07	. . . . . Tampa Bay	. . . . . DiPietro	. . . . . Denis	. . . . . 4-0
11/16/07	. . . . . at New Jersey	. . . . . DiPietro	. . . . . Brodeur	. . . . . 1-0
2/21/08	. . . . . Tampa Bay	. . . . . DiPietro	. . . . . Ramo	. . . . . 1-0
2/7/09	. . . . . Philadelphia	. . . . . Danis	. . . . . Clemmensen	. . . . . 4-0
2/28/09	. . . . . Buffalo	. . . . . Danis	. . . . . Lalime	. . . . . 2-0
3/27/09	. . . . . at Detroit	. . . . . MacDonald	. . . . . Osgood	. . . . . 2-0
10/31/09	. . . . . Buffalo	. . . . . Biron	. . . . . Miller	. . . . . 5-0
1/12/10	. . . . . Detroit	. . . . . Roloson	. . . . . Osgood	. . . . . 6-0
1/18/10	. . . . . New Jersey	. . . . . DiPietro	. . . . . Brodeur	. . . . . 4-0
11/26/10	. . . . . New Jersey	. . . . . DiPietro	. . . . . Hedberg	. . . . . 2-0
2/19/11	. . . . . Los Angeles	. . . . . Montoya	. . . . . Quick	. . . . . 3-0
1/17/12	. . . . . Washington	. . . . . Nabokov	. . . . . Vokoun	. . . . . 3-0
2/7/12	. . . . . Philadelphia	. . . . . Nabokov (SO)	. . . . . Bryzgalov	. . . . . 1-0
3/4/12	. . . . . New Jersey	. . . . . Nilsson	. . . . . Brodeur	. . . . . 1-0
2/23/13	. . . . . at Buffalo	. . . . . Nabokov	. . . . . Miller	. . . . . 4-0
3/14/13	. . . . . at Tampa Bay	. . . . . Nabokov	. . . . . Lindback	. . . . . 2-0
3/24/13	. . . . . Florida	. . . . . Nabokov	. . . . . Markstrom	. . . . . 3-0
12/23/13	. . . . . at Detroit	. . . . . Nabokov	. . . . . Mrazek	. . . . . 3-0
2/4/14	. . . . . at Washington	. . . . . Nabokov	. . . . . Neuvirth	. . . . . 1-0
3/23/14	. . . . . Columbus	. . . . . Nabokov	. . . . . Bobrovsky	. . . . . 2-0
4/10/14	. . . . . at Montreal	. . . . . Nabokov	. . . . . Price	. . . . . 2-0
11/8/14	. . . . . at Arizona	. . . . . Halak	. . . . . Smith	. . . . . 1-0
11/11/14	. . . . . vs. Colorado	. . . . . Halak	. . . . . Varlamov	. . . . . 6-0
11/24/14	. . . . . vs. Philadelphia	. . . . . Halak (SO)	. . . . . Mason	. . . . . 1-0
1/13/15	. . . . . at NY Rangers	. . . . . Halak	. . . . . Lundqvist	. . . . . 3-0
3/21/15	. . . . . at New Jersey	. . . . . Halak	. . . . . Schneider	. . . . . 3-0
4/4/15	. . . . . vs. Buffalo	. . . . . Halak	. . . . . Makarov	. . . . . 3-0

\*NHL rules state when more than one goaltender appears in a shutout that shutout is credited to the team and not the individual.

Total-142, Home-81, Road-61 / Resch-25, Smith-22, DiPietro-16, Salo-14, Nabokov - 9, Halak - 6, Hrudey-6, Osgood-6, Hextall-5, Healy-4, Flaherty-4, Snow 4, Fitzpatrick-3, Soderstrom-3, Danis-2, Biron-1, Fichaud-1, Luongo-1, MacDonald-1, Melanson-1, Montoya-1, Nilsson-1, Potvin-1, Roloson-1, Vanbiesbrouck-1, Weekes-1, Team-2

OPPONENTS

IN THE PAST

STANLEY CUP PLAYOFFS

MEDIA INFORMATION



## TOP-TEN LISTS

## GAMES

Bryan Trottier	1123
Denis Potvin	1060
Bob Nystrom	900
Clark Gillies	872
Bob Bourne	814
Mike Bossy	752
Patrick Flatley	712
Brent Sutter	694
Bill Smith	675
Derek King	638

## GOALS

Mike Bossy	573
Bryan Trottier	500
Denis Potvin	310
Clark Gillies	304
Pat LaFontaine	287
Brent Sutter	287
Bob Bourne	238
Bob Nystrom	235
Derek King	211
John Tonelli	206

## ASSISTS

Bryan Trottier	853
Denis Potvin	742
Mike Bossy	553
Clark Gillies	359
John Tonelli	338
Patrick Flatley	328
Brent Sutter	323
Stefan Persson	317
Bob Bourne	304
Derek King	288

## POINTS

Bryan Trottier	1353
Mike Bossy	1126
Denis Potvin	1052
Clark Gillies	663
Brent Sutter	610
Pat LaFontaine	566
John Tonelli	544
Bob Bourne	542
Bob Nystrom	513
Derek King	499

## PLUS/MINUS

Bryan Trottier	470
Denis Potvin	460
Mike Bossy	381
Clark Gillies	240
John Tonelli	216
Stefan Persson	176
Gerry Hart	165
Robert Bourne	160
Ken Morrow	149
David Lewis	144

## OT GOALS

John Tavares	8
Mike Bossy	4
Pat LaFontaine	4
Kyle Okposo	4
Pierre Turgeon	4
Michael Grabner	3
Oleg Kvasha	3
Roman Hamrik	3
Trent Hunter	3

## PENALTY MINUTES

Mick Vukota	1879
Rich Pilon	1525
Garry Howatt	1466
Denis Potvin	1356
Bob Nystrom	1248
Duane Sutter	893
Clark Gillies	891
Eric Cairns	814
Bryan Trottier	798
Gerry Hart	783

## POWER PLAY GOALS

Mike Bossy	181
Bryan Trottier	158
Denis Potvin	127
Clark Gillies	92
Brent Sutter	91
Derek King	81
Pat LaFontaine	79
John Tavares	57
Pierre Turgeon	50
Mariusz Czerkawski	47
Alexei Yashin	47

## SHORTHANDED GOALS

Anders Kallur	19
Butch Goring	18
Lorne Henning	18
Bryan Trottier	17
Bob Bourne	16
Shawn Bates	13
Frans Nielsen	13
Brent Sutter	12
Michael Grabner	11
Claude Lapointe	11

## GAME-WINNING GOALS

Mike Bossy	82
Bryan Trottier	68
Denis Potvin	44
Clark Gillies	41
Bob Nystrom	38
Bob Bourne	37
Brent Sutter	37
Pat LaFontaine	35
John Tavares	31
Derek King	30

## SHOTS

Denis Potvin	3053
Mike Bossy	2705
Bryan Trottier	2626
Clark Gillies	2122
Bob Nystrom	1825
Brent Sutter	1658
Pat LaFontaine	1640
Robert Bourne	1572
Derek King	1409
John Tavares	1343

## HAT TRICKS

Mike Bossy	39
Bryan Trottier	16
Pierre Turgeon	8
Pat LaFontaine	7
Derek King	6
Ziggy Palffy	6
Brent Sutter	6
Jason Blake	5
Denis Potvin	5
John Tavares	5

## CONSECUTIVE GAMES

Billy Harris	576
Bob Nystrom	301
Matt Moulson	284
Denis Potvin	262

**NEW YORK ISLANDERS HAT TRICKS (174)**

DATE	PLAYER	OPPONENT	GOALTENDER	SCORE	DATE	PLAYER	OPPONENT	GOALTENDER	SCORE
11/1/72	Germain Gagnon	at California	Gilles Meloche	6-2	1/17/81	Mike Bossy	Washington	Rollie Boutin	6-4
1/23/73	Craig Cameron	California	Marv Edwards	8-1	3/3/81	Mike Bossy	Edmonton	Ed Mio	8-1
3/3/73	Bob Cook	Vancouver	Ed Dyck	9-3	3/24/81	Bryan Trottier	at St. Louis	Mike Liut	5-3
12/22/73	Ralph Stewart	at St. Louis	Wayne Stephenson	4-2	11/26/81	Bryan Trottier	St. Louis	Mike Liut (2), Gary Edwards (1)	9-2
1/31/74	Bob Nystrom	at Los Angeles	Rogie Vachon	4-2	1/7/82	Bryan Trottier	at Philadelphia	Rick St. Croix	5-4
3/3/74	Bill Harris	at Buffalo	Dave Dryden	3-4	2/2/82	Brent Sutter	Washington	Dave Parro	7-6
4/6/74	Bill Harris	Minnesota	Fern Rivard	4-2	2/6/82	Mike Bossy	Detroit	Gilles Gilbert	6-2
10/28/74	Ed Westfall	California	Gary Simmons	10-1	2/13/82	Bryan Trottier (5)	Philadelphia	Pete Peeters	8-2
10/28/74	Bill MacMillan	California	Gary Simmons	10-1	3/2/82	Bryan Trottier	Calgary	Rejean Lemelin	6-3
1/25/75	Denis Potvin	Los Angeles	Gary Edwards	5-5	3/4/82	Mike Bossy	Toronto	Michel Larocque (2), Vincent Tremblay (1)	10-1
2/22/75	Ed Westfall	at Montreal	Michel Larocque	7-6	3/4/82	Denis Potvin	Toronto	Michel Larocque (2), Vincent Tremblay (1)	10-1
10/11/75	Bryan Trottier	Los Angeles	Rogie Vachon	7-0	3/23/82	Mike Bossy (4)	Washington	Al Jensen (2), Dave Parro (2)	8-1
11/4/75	Jean Paul Parise	California	Gilles Meloche	5-3	10/14/82	Butch Goring	Pittsburgh	Denis Herron	9-0
12/20/75	Garry Howatt	at St. Louis	Yves Belanger	7-1	10/21/82	Bryan Trottier	Washington	Pat Riggan	6-3
12/30/75	Bob Nystrom	Philadelphia	Wayne Stephenson	6-2	12/17/82	Mike Bossy	at NY Rangers	Ed Mio	5-2
1/6/76	Jude Drouin	Kansas City	Bill McKenzie	8-1	1/15/83	John Tonelli	Los Angeles	Doug Keans	5-2
1/22/76	Jean Potvin	Detroit	Pete McDuffe	8-1	1/27/83	Mike Bossy	at Los Angeles	Gary Laskowski	6-4
3/14/76	Garry Howatt	at Chicago	Tony Esposito	5-3	2/10/83	Mike Bossy	Washington	Al Jensen	8-3
11/19/76	Clark Gillies	at Vancouver	Cesare Maniago (2), Curt Ridley (1)	6-4	3/17/83	Mike Bossy	at New Jersey	Glenn Resch	9-5
1/10/77	Bob Nystrom	Philadelphia	Bernie Parent	8-3	3/19/83	Mats Hallin	Philadelphia	Bob Froese	9-2
3/16/77	Garry Howatt	at Chicago	Tony Esposito	5-0	10/6/83	Mike Bossy	at Montreal	Rick Wamsley	7-4
4/3/77	Bryan Trottier	at NY Rangers	John Davidson	5-2	10/29/83	Mike Bossy	New Jersey	Glenn Resch	5-3
11/1/77	Bryan Trottier (4)	Atlanta	Phil Myre	9-0	11/11/83	Bryan Trottier	at Pittsburgh	Michel Dion	6-5
2/4/78	Mike Bossy	Washington	Bernie Wolfe	6-1	11/15/83	Mike Bossy	Hartford	Greg Millen	6-4
2/11/78	Denis Potvin	Detroit	Ron Low	8-5	11/26/83	Mike Bossy	Chicago	Tony Esposito	9-3
10/14/78	Denis Potvin	at Toronto	Mike Palmateer	7-10	11/29/83	Brent Sutter	at St. Louis	Rick Heinz	5-5
11/21/78	Bryan Trottier	at Colorado	Bill Oleschuk (2), Michel Plasse (1)	7-1	12/13/83	Butch Goring (4)	Edmonton	Grant Fuhr	8-5
12/7/78	Mike Bossy	St. Louis	Ed Staniowski	7-1	1/18/84	Mike Bossy	at Chicago	Tony Esposito	9-1
12/23/78	Bryan Trottier (5)	NY Rangers	Wayne Thomas (4), John Davidson (1)	9-4	1/18/84	Bill Carroll	at Chicago	Tony Esposito	9-1
12/28/78	Mike Bossy	at Atlanta	Dan Bouchard	10-4	2/25/84	Greg Gilbert	New Jersey	Ron Low	7-1
1/2/79	Mike Bossy	Vancouver	Glen Hanlon	9-0	3/3/84	Pat LaFontaine	at Toronto	Allan Bester (1), Rick St. Croix (2)	11-6
1/16/79	Denis Potvin	Washington	Gary Inness	6-2	3/13/84	Bob Bourne	at New Jersey	Glenn Resch	5-1
2/27/79	Clark Gillies	Montreal	Ken Dryden	7-3	10/17/84	Clark Gillies	at Detroit	Greg Stefan	6-4
3/13/79	Mike Bossy	Boston	Gerry Cheevers	7-2	10/20/84	Mike Bossy (4)	Los Angeles	Bob Janecyk	8-3
3/15/79	Bryan Trottier	Toronto	Mike Palmateer	6-2	10/23/84	Brent Sutter	Vancouver	Frank Caprice	6-5
4/7/79	Mike Bossy (4)	Philadelphia	Wayne Stephenson (3), Robbie Moore (1)	9-2	11/1/84	Mike Bossy (4)	at Montreal	Steve Penney (3), Doug Soetaert (1)	5-6
10/20/79	Bill Harris	Hartford	John Garrett	5-1	11/17/84	Mike Bossy	NY Rangers	Glen Hanlon (1), John Vanbiesbrouck (2)	10-4
10/27/79	Bryan Trottier	Chicago	Tony Esposito	6-4	12/18/84	John Tonelli	Winnipeg	Marc Behrend	7-4
12/27/79	Mike Bossy	at Montreal	Michel Larocque	6-3	1/2/85	Brent Sutter	at Detroit	Greg Stefan (1), Corrado Micallef (2)	7-2
3/4/80	Mike Bossy	Edmonton	Ed Mio (1), Jim Corsi (2)	6-4	2/7/85	Mike Bossy	NY Rangers	John Vanbiesbrouck (2), Empty Net (1)	7-5
3/30/80	Butch Goring	at Quebec	Goran Hogosta	9-6	11/6/85	Patrick Flatley (4)	at Toronto	Don Edwards	5-4
10/28/80	Mike Bossy	Montreal	Denis Herron	6-2	11/27/85	Mike Bossy	at Minnesota	Don Beaupre	4-4
11/8/80	Mike Bossy	Chicago	Tony Esposito	7-3	1/24/86	Bryan Trottier	at Washington	Pete Peeters (2), Empty Net Goal (1)	7-5
11/11/80	Mike Bossy (4)	Minnesota	Gilles Meloche	6-6	2/15/86	Mike Bossy	New Jersey	Glenn Resch	6-5
11/18/80	Mike Bossy	at St. Louis	Mike Liut	7-2	3/11/86	Mike Bossy (4)	Calgary	Rejean Lemelin (2), Mike Vernon (2)	8-4
11/30/80	Anders Kallur	at Quebec	Michel Plasse	7-3	3/20/86	Mike Bossy	at Toronto	Ken Wregget	7-1
12/14/80	Mike Bossy	at Winnipeg	Pierre Hamel	5-4					
12/21/80	Mike Bossy	at Chicago	Tony Esposito	9-0					
12/30/80	Butch Goring	Colorado	Hardy Astrom (2), Jari Kaarela (1)	9-3					
1/6/81	John Tonelli (5)	Toronto	Jiri Crha	6-3					
1/13/81	Mike Bossy (4)	Pittsburgh	Greg Millen	6-3					

OPPONENTS

IN THE PAST

STANLEY CUP PLAYOFFS

MEDIA INFORMATION

**NEW YORK ISLANDERS HAT TRICKS (174) (continued)**

OPPONENTS

IN THE PAST

STANLEY CUP PLAYOFFS

MEDIA INFORMATION

DATE	PLAYER	OPPONENT	GOALTENDER	SCORE	DATE	PLAYER	OPPONENT	GOALTENDER	SCORE
11/29/86	Mike Bossy	Philadelphia	Ron Hextall	5-6	1/24/97	Derek King	at Hartford	Sean Burke	5-2
12/20/86	Brent Sutter	NY Rangers	John Vanbiesbrouck	5-2	3/29/97	Zigmund Palffy	Boston	Jim Carey(1) Paxton Schafer (2)	8-2
3/8/87	Mike Bossy	at Chicago	Murray Bannerman	6-5	10/16/97	Zigmund Palffy	at San Jose	Mike Vernon	5-2
10/20/87	Bryan Trottier	Calgary	Doug Dadswell (1), Mike Vernon (2)	5-4	11/26/97	Robert Reichel	NY Rangers	Mike Richter	4-1
11/10/87	Pat LaFontaine	Washington	Clint Malarchuk	4-3	1/28/98	Zigmund Palffy	Philadelphia	Garth Snow	6-1
12/4/87	Mikko Makela	at Washington	Clint Malarchuk	6-4	4/17/99	Zigmund Palffy	at Pittsburgh	Tom Barrasso (1), Peter Skudra (2)	7-2
2/16/88	Greg Gilbert	Calgary	Doug Dadswell	9-3	4/9/00	Mariusz Czerkawski	Florida	Trevor Kidd	3-2
1/14/89	Pat LaFontaine	Chicago	Ed Belfour	3-5	10/11/01	Mark Parrish	at New Jersey	Martin Brodeur (2), Empty Net (1)	6-4
1/21/89	Pat LaFontaine	Minnesota	John Casey (2), Kari Takko (1)	8-6	11/24/01	Mark Parrish	Anaheim	Jean-Sebastien Giguere (1), Steve Shields (2)	5-3
10/20/89	Mick Vukota	at Washington	Don Beaupre	5-3	11/27/01	Mariusz Czerkawski	Washington	Craig Billington	5-5
12/31/89	Pat LaFontaine	at Buffalo	Daren Puppa	4-2	1/30/02	Alexei Yashin	at NY Rangers	Mike Richter	6-3
1/19/90	Randy Wood	at Winnipeg	Bob Essensa	6-4	1/3/03	Mark Parrish	Boston	John Grahame	8-4
2/6/90	Pat LaFontaine	at Pittsburgh	Tom Barrasso	8-7	1/7/03	Dave Scatchard	Pittsburgh	Jean-Sebastien Aubin	6-3
2/6/90	Derek King	at Pittsburgh	Tom Barrasso	8-7	1/11/03	Jason Blake	Atlanta	Byron Dafoe	7-3
3/17/90	Brent Sutter	NY Rangers	John Vanbiesbrouck	6-3	2/11/03	Dave Scatchard	Tampa Bay	Nikolai Khabibulin	6-2
10/27/90	Pat LaFontaine	Philadelphia	Ron Hextall (2), Ken Wregget (1)	5-2	3/25/03	Alexei Yashin (4)	at Chicago	Craig Anderson (2), Steve Passmore (2)	9-2
12/20/90	David Volek	Hartford	Peter Sidorkiewicz	4-2	3/19/04	Jason Blake	Minnesota	Dwayne Roloson (2) Empty Net (1)	3-1
12/23/90	Patrick Flatley	at Pittsburgh	Frank Pietrangelo	4-3	11/26/05	Jason Blake	at Philadelphia	Antero Niittymaki	4-2
12/31/90	Derek King (4)	Quebec	Ron Tugnutt	6-3	2/4/06	Miroslav Satan	at Pittsburgh	Marc-Andre Fleury	5-4
10/15/91	Derek King	Pittsburgh	Tom Barrasso	6-7	12/3/06	Viktor Kozlov (4)	at NY Rangers	Henrik Lundqvist (1) Kevin Weeks (2)	7-4
11/30/91	Pierre Turgeon	Washington	Mike Liut	8-1	12/19/06	Jason Blake	at NY Rangers	Kevin Weekes	4-3
12/10/91	Ray Ferraro	St. Louis	Curtis Joseph	7-7	2/27/07	Jason Blake	Philadelphia	Antero Niittymaki	6-5
1/1/92	Derek King	at Washington	Don Beaupre	5-8	10/18/07	Bill Guerin	at Washington	Olaf Kolzig	5-2
1/7/92	Ray Ferraro (4)	at Detroit	Tim Cheveldae	5-2	3/7/09	Sean Bergenheim	New Jersey	Martin Brodeur (2) Empty Net (1)	7-3
2/20/92	Pierre Turgeon	NY Rangers	John Vanbiesbrouck	6-2	10/31/09	Jeff Tambellini	Buffalo	Ryan Miller (2) Patrick Lalime (1)	5-0
4/15/92	Steve Thomas (4)	New Jersey	Chris Terreri (2), Martin Brodeur (2)	7-0	12/3/09	Matt Moulson	at Atlanta	Ondrej Pavelec	4-1
10/24/92	Benoit Hogue	Hartford	Sean Burke	4-2	3/2/10	Blake Comeau	Chicago	Cristobal Huet	5-3
11/22/92	Pierre Turgeon	at Edmonton	Bill Ranford	5-5	10/23/10	John Tavares	at Florida	Thomas Vokoun	3-4
1/16/93	Pierre Turgeon	at New Jersey	Chris Terreri	5-3	1/15/11	John Tavares	Buffalo	Ryan Miller	5-3
2/20/93	Pierre Turgeon	Pittsburgh	Tom Barrasso	4-2	2/13/11	Michael Grabner	at Buffalo	Ryan Miller	7-6
4/16/93	Pierre Turgeon	New Jersey	Chris Terreri (1), Craig Billington (2)	8-4	2/21/11	Matt Moulson	Florida	Thomas Vokoun	5-1
10/23/93	Derek King	Ottawa	Darrin Madeley	5-5	10/15/11	John Tavares	at NY Rangers	Henrik Lundqvist	4-2
11/17/93	Pierre Turgeon	at Ottawa	Daniel Berthiaume (2), Craig Billington (1)	8-1	12/3/11	Matt Moulson (4)	at Dallas	Andrew Raycroft	5-4
11/27/93	Steve Thomas	NY Rangers	Mike Richter (2), Glenn Healy (1)	6-4	2/16/13	John Tavares	New Jersey	Johna Hedberg	5-1
11/30/93	Travis Green	Washington	Rick Tabaracci	6-4	1/6/14	John Tavares	Dallas	Kari Lehtonen	7-3
2/1/94	Patrick Flatley	San Jose	Arturs Irbe	5-4	10/25/14	Frans Nielsen	Dallas	Anders Lindback	7-5
3/9/94	Pierre Turgeon	at Vancouver	Kay Whitmore	4-5	1/16/15	Kyle Okposo (4)	Pittsburgh	Marc-Andre Fleury	6-3
2/4/96	Niklas Andersson	Dallas	Allan Bester	5-3					
3/3/96	Zigmund Palffy	Winnipeg	Nikolai Khabibulin	5-7					
3/5/96	Zigmund Palffy	Boston	Bill Ranford	5-3					

**PENALTY SHOTS FOR (57)**

DATE	PLAYER	OPPONENT	GOALTENDER	SCORE	DATE	PLAYER	OPPONENT	GOALTENDER	SCORE
Bill Harris	10/12/72	Los Angeles	Vachon	Failed	Dave Scatchard	11/12/02	Ottawa	Prusek	Failed
Ralph Stewart	3/5/74	Pittsburgh	Brown	Failed	Michael Peca	11/19/03	at Florida	Luongo	Failed
Lorne Henning	2/1/75	at Detroit	Rutherford	Scored	Jason Blake	1/24/04	at Atlanta	Nurminen	Failed
Bryan Trottier	1/27/76	Minnesota	Maniago	Failed	Miroslav Satan	10/10/05	Florida	Luongo	Failed
Clark Gillies	11/13/77	at Washington	Wolfe	Scored	Robert Nilsson	3/4/06	Philadelphia	Nittymaki	Failed
Anders Kallur	12/14/80	at Winnipeg	Hamel	Failed	Sean Bergenheim	3/31/06	Pittsburgh	Caron	Failed
Clark Gillies	12/8/82	at Detroit	Micallef	Failed	Miroslav Satan	4/17/06	at Pittsburgh	Fleury	Failed
Bob Bourne	2/17/83	Pittsburgh	Herron	Failed	Ryan Smyth	3/13/07	at Montreal	Aebischer	Scored
Bryan Trottier	1/5/85	Buffalo	Barrasso	Failed	Richard Park	10/27/07	Carolina	Grahame	Failed
Brent Sutter	12/26/86	at Washington	Mason	Failed	Kyle Okposo	10/10/08	at New Jersey	Brodeur	Failed
Alan Kerr	2/26/87	Pittsburgh	Riggin	Failed	Doug Weight	10/25/08	Carolina	Ward	Failed
Marty McInnis	3/8/92	at Buffalo	Draper	Failed	Sean Bergenheim	2/26/09	Toronto	Toskala	Failed
Pierre Turgeon	11/7/92	Tampa Bay	Jablonski	Scored	Doug Weight	10/31/09	Buffalo	Lalime	Failed
Benoit Hogue	2/16/93	Edmonton	Tugnutt	Scored	Kyle Okposo	1/19/10	at Pittsburgh	Johnson	Failed
Zigmund Palffy	4/14/94	at Florida	Vanbiesbrouck	Failed	Frans Nielsen	10/30/10	at Philadelphia	Bobrovsky	Scored
Benoit Hogue	1/24/95	Philadelphia	Hextall	Scored	Frans Nielsen	12/9/10	at Boston	Rask	Scored
Wendel Clark	12/21/95	at Dallas	Wakaluk	Failed	Michael Grabner	2/11/11	Pittsburgh	Johnson	Failed
Robert Reichel	1/14/98	at Tampa Bay	Bierk	Scored	Matt Martin	3/8/11	Toronto	Reimer	Failed
Tom Chorske	3/7/98	Colorado	Roy	Scored	Michael Grabner	11/25/11	New Jersey	Hedberg	Failed
Claude Lapointe	10/22/98	at NY Rangers	Richter	Failed	Michael Grabner	1/12/12	Philadelphia	Bobrovsky	Failed
Mariusz Czerkawski	12/4/98	at Washington	Tabaracci	Failed	Michael Grabner	4/5/12	Winnipeg	Mason	Scored
Brad Isbister	1/10/00	Phoenix	Burke	Scored	John Tavares	2/9/13	Buffalo	Miller	Failed
Claude Lapointe	1/12/00	at Florida	Vernon	Failed	David Ullstrom	2/16/13	New Jersey	Hedberg	Failed
Olli Jokinen	3/4/00	Buffalo	Hasek	Scored	Michael Grabner	2/28/13	Toronto	Reimer	Failed
Brad Isbister	3/16/00	at Atlanta	Rhodes	Failed	Frans Nielsen	12/3/13	Pittsburgh	Fleury	Failed
Tim Connolly	3/21/00	Pittsburgh	Aubin	Scored	Cal Clutterbuck	12/20/13	at NY Rangers	Lundqvist	Scored
Brad Isbister	10/11/00	at Toronto	Healy	Failed	Michael Grabner	2/4/14	at Washington	Neuvirth	Failed
Dave Scatchard	2/27/01	New Jersey	Brodeur	Failed					
Brad Isbister	2/10/02	at Minnesota	Roloson	Failed					
Brad Isbister	10/15/02	Nashville	Vokoun	Failed					
					<b>Totals: Scored: 15</b>				
					<b>Failed: 43</b>				

**PENALTY SHOTS AGAINST (49)**

DATE	PLAYER	OPPONENT	GOALTENDER	SCORE	DATE	PLAYER	OPPONENT	GOALTENDER	SCORE
Pit Martin	11/8/72	at Chicago	Desjardins	Failed	Erik Cole	4/2/04	at Carolina	DiPietro	Failed
Hartland Monahan	1/16/77	at Washington	Resch	Scored	Patrick Stefan	10/25/05	Atlanta	DiPietro	Failed
Ron Sedlbauer	11/19/77	Vancouver	Smith	Failed	Dany Heatley	11/05/05	at Ottawa	DiPietro	Failed
Don Murdoch	1/28/78	NY -Rangers	Resch	Failed	Peter Schaefer	12/30/05	at Ottawa	Snow	Failed
Ron Sedlbauer	3/7/78	Vancouver	Resch	Failed	Vincent Lecavalier	1/02/06	Tampa Bay	Snow	Scored
Rick MacLeish	3/20/78	at Philadelphia	Smith	Scored	Martin Straka	2/02/06	Rangers	DiPietro	Scored
Ross Lonsberry	12/5/78	Pittsburgh	Resch	Failed	Erik Cole	1/6/07	at Carolina	DiPietro	Failed
Charlie Simmer	11/24/79	at Los Angeles	Smith	Failed	Marian Hossa	2/1/07	at Atlanta	Dunham	Failed
Michel Goulet	1/26/84	Quebec	Hrudey	Scored	Evgeni Malkin	3/22/07	Pittsburgh	DiPietro	Failed
Bill Gardner	10/13/84	Chicago	Hrudey	Scored	Stephen Weiss	12/07/07	at Florida	DiPietro	Failed
Ron Sutter	11/18/84	at Philadelphia	Hrudey	Failed	Eric Perrin	2/28/08	at Atlanta	DiPietro	Scored
Doug Wilson	1/13/85	at Chicago	Smith	Failed	Simon Gagne	2/14/09	at Philadelphia	Danis	Scored
Joe Mullen	12/2/86	at Calgary	Hrudey	Scored	Tom Kostopoulos	4/2/09	Montreal	Danis	Failed
Mario Lemieux	1/19/88	Pittsburgh	Hrudey	Scored	Clarke MacArthur	10/16/09	Buffalo	Roloson	Scored
Doug Gilmour	10/7/89	at Calgary	Fitzpatrick	Failed	Marian Gaborik	10/11/10	NY Rangers	DiPietro	Failed
Brett Hull	12/31/92	at St. Louis	Healy	Failed	Benoit Pouliot	10/27/10	at Montreal	Roloson	Failed
Andrew Cassels	4/6/94	at Hartford	Hextall	Scored	Dustin Brown	11/13/10	at Los Angeles	Roloson	Scored
Rob Zamuner	1/11/97	at Tampa Bay	Salo	Scored	Evander Kane	12/11/10	Atlanta	DiPietro	Failed
Dan Kesa	1/13/00	at Tampa Bay	Luongo	Failed	Kris Letang	12/29/10	Pittsburgh	DiPietro	Failed
Miroslav Satan	3/4/00	Buffalo	Weekes	Failed	Daniel Booth	3/19/11	at Florida	DiPietro	Failed
Patrik Elias	12/01/00	at New Jersey	Vanbiesbrouck	Failed	Tomas Kopecky	10/22/11	at Florida	Nabokov	Failed
Markus Naslund	3/21/02	Vancouver	Osgood	Failed	Evander Kane	11/3/11	Winnipeg	DiPietro	Failed
Michael Nylander	12/21/02	Washington	DiPietro	Failed-	Thomas Vanek	1/14/12	Buffalo	Nabokov	Failed
Mats Sundin	2/25/03	at Toronto	Snow	Failed	Michael Ferland	2/27/15	Calgary	Halak	Failed
Patrick Elias	12/10/03	at New Jersey	Snow	Failed					
					<b>Totals: Scored: 14</b>				
					<b>Failed: 35</b>				

OPPONENTS

IN THE PAST

STANLEY CUP PLAYOFFS

MEDIA INFORMATION

## SEASON OVERTIME RECORD

SEASON	OVERALL					HOME				ROAD			
	GP	W	L*	T	PCT**	GP	W	L	T	GP	W	L	T
1983-84	10	3	3	4	.500	2	0	1	1	8	3	2	3
1984-85	15	1	8	6	.266	7	1	3	3	8	0	5	3
1985-86	17	4	1	12	.588	7	0	0	7	10	4	1	5
1986-87	20	5	3	12	.550	9	3	1	5	11	2	2	7
1987-88	13	3	0	10	.615	8	2	0	6	5	1	0	4
1988-89	11	3	3	5	.500	5	2	0	3	6	1	3	2
1989-90	16	3	2	11	.531	9	1	0	8	7	2	2	3
1990-91	15	2	3	10	.467	7	0	1	6	8	2	2	4
1991-92	16	3	2	11	.531	8	1	2	5	8	2	0	6
1992-93	13	3	3	7	.500	5	0	2	3	8	3	1	4
1993-94	19	5	2	12	.579	6	2	0	4	13	3	2	8
1994-95	7	1	1	5	.500	3	0	0	3	4	1	1	2
1995-96	17	2	5	10	.412	9	1	2	6	8	1	3	4
1996-97	17	3	2	12	.529	7	2	1	4	10	1	1	8
1997-98	13	0	2	11	.423	5	0	1	4	8	0	1	7
1998-99	17	1	6	10	.353	11	0	4	7	6	1	2	3
1999-00	15	5	1	9	.633	8	2	1	5	7	3	0	4
2000-01	12	2	3	7	.458	3	1	1	1	9	1	2	6
2001-02	18	6	4	8	.555	10	3	2	5	8	3	2	3
2002-03	18	5	2	11	.583	8	3	0	5	10	2	2	6
2003-04	17	2	4	11	.441	6	1	1	4	11	1	3	7
2004-05													
2005-06	6	3	3	—	.500	4	2	2	—	2	1	1	—
2006-07	9	2	7	—	.222	7	2	5	—	2	0	2	—
2007-08	11	5	6	—	.455	7	3	4	—	4	2	2	—
2008-09	7	3	4	—	.429	3	1	2	—	4	2	2	—
2009-10	11	6	5	—	.545	3	1	2	—	8	5	3	—
2010-11	14	7	7	—	.500	3	2	1	—	11	5	6	—
2011-12	10	3	7	—	.300	6	2	4	—	4	1	3	—
2012-13	6	2	4	—	.333	3	0	3	—	3	2	1	—
2013-14	9	4	5	—	.444	6	2	4	—	3	2	1	—
2014-15	7	6	1	—	.857	3	3	0	—	4	3	1	—
<b>TOTALS</b>	<b>406</b>	<b>103</b>	<b>109</b>	<b>194</b>	<b>.493</b>	<b>189</b>	<b>43</b>	<b>50</b>	<b>95</b>	<b>218</b>	<b>60</b>	<b>59</b>	<b>99</b>

Overtime records do not reflect results from shootouts.

\* Starting in the 1999-00 season, an overtime loss earns one point for the losing team. Starting in the 2005-06 season, ties were eliminated.

\*\* Percentage is calculated by dividing the number of points earned via wins and ties, by the number of possible points (Points awarded for OT losses are not counted in these percentages)

## GOALTENDERS OVERTIME RECORD

Martin Biron	1-3-0	Jeff Hackett	4-2-1	Jamie McLennan	3-2-9	Tommy Salo	4-5-21
Marcel Cousineau	0-1-0	Jaroslav Halak	5-1-0	Al Montoya	2-6-0	Bill Smith	5-6-19
Yann Danis	1-1-0	Glenn Healy	5-3-21	Evgeni Nabokov	7-9-0	Garth Snow	6-4-12
Rick DiPietro	11-21-8	Ron Hextall	3-1-6	Michal Neuvirth	1-0-0	Tommy Soderstrom	0-3-9
Wade Dubielewicz	1-0-0	Kelly Hrudey	10-9-26	Anders Nilsson	1-2-0	Chris Terreri	0-0-1
Mike Dunham	0-2-0	Nathan Lawson	0-1-0	Chris Osgood	7-4-10	John Vanbiesbrouck	1-2-5
Eric Fichaud	1-3-9	Roberto Luongo	2-0-1	Kevin Poulin	2-0-0	Kevin Weekes	2-1-4
Mark Fitzpatrick	4-3-17	Joey MacDonald	2-4-0	Felix Potvin	1-2-4	Steve Weeks	0-0-2
Wade Flaherty	0-1-6	Roland Melanson	1-3-2	Dwayne Roloson	7-2-0		

Overtime records do not reflect results from shootouts.

OPPONENTS

IN THE PAST

STANLEY CUP PLAYOFFS

MEDIA INFORMATION

**REGULAR SEASON OVERTIME GOALS FOR (103)**

DATE	PLAYER	OPPONENT	SCORE	TIME	DATE	PLAYER	OPPONENT	SCORE	TIME
10/8/83	Bob Bourne	at Washington	8-7	0:24	12/29/01	Alexei Yashin	Montreal	6-5	1:10
12/28/83	Stefan Persson	at Los Angeles	6-5	4:54	2/12/02	Michael Peca	at Philadelphia	1-0	4:51
2/19/84	John Tonelli	at New Jersey	5-4	3:40	4/4/02	Oleg Kvasha	at Boston	2-1	3:29
10/13/84	Mike Bossy	Chicago	7-6	0:54	10/15/02	Adrian Aucoin	Nashville	4-3	1:50
10/12/85	Bryan Trottier	at Los Angeles	5-4	0:48	12/30/02	Roman Hamrlik	Florida	2-1	4:03
11/24/85	Greg Gilbert	at Rangers	4-3	1:57	12/31/02	Jason Blake	at Buffalo	1-0	1:36
12/31/85	Mikko Makela	at Detroit	5-4	0:53	1/16/03	Oleg Kvasha	at St. Louis	3-2	1:59
2/2/86	Mike Bossy	at New Jersey	3-2	3:28	3/1/03	Jason Blake	Buffalo	2-1	2:42
11/8/86	Patrick Flatley	Detroit	2-1	4:11	12/26/03	Mark Parrish	at New Jersey	4-3	1:25
11/18/86	Mike Bossy	at Quebec	4-3	4:45	2/3/04	Adrian Aucoin	Vancouver	5-4	0:36
12/23/86	Mike Bossy	Pittsburgh	4-3	3:25	11/1/05	Shawn Bates	Boston	4-3	4:31
1/24/87	Ari Haanpaa	at Quebec	2-1	2:28	4/1/06	Mark Parrish	Florida	4-3	2:15
3/14/87	Pat LaFontaine	New Jersey	7-6	1:01	1/17/06	Oleg Kvasha	at Chicago	2-1	3:02
11/1/87	Pat LaFontaine	at Boston	6-5	1:41	10/21/06	Tom Poti	Carolina	4-3	0:23
11/7/87	Rich Kromm	Detroit	4-3	1:46	2/27/07	Trent Hunter	Philadelphia	6-5	4:29
11/10/87	Brad Lauer	Washington	4-3	4:25	10/20/07	Bill Guerin	New Jersey	4-3	4:56
11/5/88	Pat LaFontaine	Washington	4-3	0:10	12/8/07	Mike Sillinger	at Tampa Bay	3-2	4:32
3/11/89	Pat LaFontaine	New Jersey	3-2	1:04	12/22/07	Richard Park	Washington	3-2	3:43
3/29/89	Alan Kerr	at New Jersey	5-4	0:27	12/26/07	Mike Comrie	Toronto	4-3	4:50
12/19/89	Don Maloney	New Jersey	5-4	3:18	2/28/08	Trent Hunter	at Atlanta	5-4	1:09
2/6/90	Don Maloney	at Pittsburgh	8-7	4:28	10/16/08	Trent Hunter	at Tampa Bay	4-3	0:51
2/10/90	Randy Wood	at Boston	4-3	2:13	11/3/08	Chris Campoli	Columbus	4-3	3:13
11/15/90	Brent Sutter	at Calgary	5-4	4:18	3/12/09	Kyle Okposo	at Montreal	3-2	0:26
12/23/90	Patrick Flatley	at Pittsburgh	4-3	4:29	10/30/09	Mark Streit	at Washington	4-3	0:53
2/6/92	Ray Ferraro	at Vancouver	5-4	2:48	11/13/09	Kyle Okposo	at Carolina	4-3	4:45
2/17/92	Tom Fitzgerald	Winnipeg	5-4	2:55	11/23/09	Josh Bailey	at Toronto	4-3	4:17
2/28/92	Steve Thomas	at New Jersey	3-2	3:48	12/12/09	Frans Nielsen	Boston	3-2	0:24
12/15/92	Derek King	at St. Louis (at Dallas)	4-3	2:33	12/26/09	Kyle Nielsen	at NY Rangers	3-2	4:13
2/28/93	Pierre Turgeon	at Hartford	7-6	2:39	3/27/10	Josh Bailey	at Columbus	4-3	2:58
4/2/93	Pierre Turgeon	at Rangers	3-2	3:41	10/18/10	John Tavares	at Toronto	2-1	3:26
10/10/93	Pierre Turgeon	at Anaheim	4-3	2:43	10/21/10	Matt Moulson	at Tampa Bay	3-2	1:56
11/21/93	Pierre Turgeon	at Philadelphia	5-4	0:24	12/22/10	John Tavares	Tampa Bay	2-1	3:23
12/26/93	Benoit Hogue	Buffalo	4-3	2:28	12/31/10	PA Parenteau	at Detroit	4-3	3:57
3/22/94	Vladimir Malakhov	Tampa Bay	5-4	3:59	1/8/11	John Tavares	at Colorado	4-3	3:52
4/5/94	Benoit Hogue	at Washington	4-3	3:34	2/13/11	Michael Grabner	at Buffalo	7-6	2:55
2/2/95	Ray Ferraro	at Philadelphia	5-4	1:47	3/8/11	Blake Comeau	Toronto	4-3	4:02
10/31/95	Bob Sweeney	at Florida	5-4	3:56	1/21/12	John Tavares	Carolina	2-1	3:58
1/30/96	Mathieu Schneider	Buffalo	5-4	2:19	2/3/12	Mark Eaton	at Ottawa	2-1	2:35
11/13/96	Bryan McCabe	Vancouver	5-4	0:45	3/11/12	Mark Streit	Los Angeles	2-1	1:36
2/15/97	Claude Lapointe	Florida	1-0	2:46	1/31/13	Brad Boyes	at New Jersey	5-4	2:01
3/26/97	Bryan Berard	at Buffalo	3-2	1:00	2/21/13	Thomas Hickey	at Montreal	4-3	3:12
12/17/98	Bryan Berard	at Los Angeles	5-4	2:00	1/2/14	Kyle Okposo	Chicago	3-2	0:58
11/4/99	Jamie Heward	Montreal	2-1	0:47	1/10/14	Michael Grabner	at Dallas	2-1	1:46
1/29/00	Mathieu Biron	at San Jose	3-2	2:43	2/27/14	Lubomir Visnovsky	Toronto	5-4	1:55
2/10/00	Tim Connolly	Tampa Bay	5-4	3:49	3/4/14	Michael Grabner	at Edmonton	3-2	3:53
3/5/00	Mariusz Czerkawski	at Philadelphia	4-3	0:59	11/5/14	John Tavares	at Anaheim	3-2	2:18
3/10/00	Olli Jokinen	at Dallas	4-3	3:34	11/26/14	John Tavares	Washington	3-2	4:36
2/22/01	Roman Hamrlik	Philadelphia	4-3	4:42	12/2/14	Thomas Hickey	Ottawa	3-2	3:06
3/20/01	Roman Hamrlik	at St. Louis	4-3	0:23	12/29/14	Johnny Boychuk	Washington	4-3	2:53
10/18/01	Radek Martinek	Carolina	2-1	3:43	1/9/15	John Tavares	at New Jersey	3-2	3:05
10/26/01	Mariusz Czerkawski	at Carolina	3-2	3:01	3/9/15	John Tavares	at Toronto	4-3	4:38
10/28/01	Michael Peca	Dallas	3-2	3:25					

OPPONENTS

IN THE PAST

STANLEY CUP PLAYOFFS

MEDIA INFORMATION

REGULAR SEASON OVERTIME GOALS AGAINST (109)

DATE	PLAYER	OPPONENT	SCORE	TIME	DATE	PLAYER	OPPONENT	SCORE	TIME
10/23/83	Peter Sundstrom	at Rangers	6-5	1:13	1/13/03	Jaromir Jagr	at Washington	4-3	4:23
12/30/83	Paul MacLean	at Winnipeg	4-3	0:29	12/10/03	Patrik Elias	at New Jersey	1-0	2:09
3/10/84	Mike Eaves	Calgary	5-4	1:22	1/29/04	Glen Murray	at Boston	2-1	2:25
11/1/84	Pierre Mondou	at Montreal	6-5	2:21	2/29/04	Ryan Malone	Pittsburgh	3-2	2:45
11/9/84	Reijo Ruotsalainen	at Rangers	5-4	0:57	3/9/04	Pavol Demitra	at St. Louis	3-2	1:01
12/8/84	Greg Malone	Hartford	4-3	4:27	2/6/06	Vincent Lecavlier	Tampa Bay	3-2	4:05
12/27/84	Doug Jarvis	Washington	5-4	4:10	3/24/06	Sidney Crosby	at Pittsburgh	4-3	3:28
1/15/85	Jere Gillis	at Vancouver	6-5	1:54	4/13/06	Matt Stajan	Toronto	4-3	3:52
1/19/85	Dave Taylor	at Los Angeles	6-5	3:28	10/19/06	Sergei Gonchar	Pittsburgh	4-3	3:33
2/24/85	Bob Gainey	at Montreal	4-3	0:44	1/13/07	Scott Gomez	New Jersey	2-1	3:40
3/5/85	Dave Poulin	Philadelphia	5-4	2:18	1/26/07	Ilya Kovalchuk	at Atlanta	5-4	2:59
11/17/85	Murray Craven	at Philadelphia	5-4	3:52	1/30/07	Henrik Zetterberg	Detroit	4-3	2:57
10/30/86	Aaron Broten	at New Jersey	7-6	4:22	3/1/07	Lee Stempniak	St. Louis	3-2	0:25
11/11/86	Glenn Anderson	Edmonton	3-2	2:19	3/20/07	Filip Kuba	at Tampa Bay	4-3	0:55
12/31/86	Tomas Sandstrom	at NY Rangers	4-3	4:37	3/25/07	Michael Nylander	NY Rangers	2-1	4:11
10/9/88	Steve Duchesne	at Los Angeles	6-5	3:17	11/26/07	Mike Modano	Dallas	3-2	0:35
10/29/88	Tommy Albelin	at Quebec	3-2	2:33	1/3/08	Jassen Cullimore	Florida	4-3	1:33
11/16/88	Mats Naslund	at Montreal	5-4	1:06	1/5/08	Marek Svatos	at Colorado	2-1	2:05
11/28/89	John MacLean	at New Jersey	3-2	3:30	1/21/08	Cory Stillman	Carolina	3-2	0:52
2/22/90	Randy Gilhen	at Pittsburgh	4-3	4:26	2/9/08	Brent Burns	at Minnesota	4-3	2:34
1/9/91	Brian Skrudland	at Montreal	4-3	2:30	4/1/08	Zach Parise	New Jersey	2-1	0:29
1/27/91	Kelly Miller	at Washington	5-4	4:21	10/30/08	Jeff Carter	at Philadelphia	3-2	4:37
1/31/91	Dale Hunter	Washington	4-3	1:44	12/10/08	Alexander Ovechkin	Washington	5-4	4:49
10/15/91	Phil Bourque	Pittsburgh	7-6	2:30	1/19/09	Alexander Ovechkin	Washington	2-1	1:46
12/5/91	Sylvain Turgeon	Montreal	5-4	2:52	3/10/09	Mikhail Grabovski	at Toronto	3-2	0:50
11/7/92	Doug Crossman	Tampa Bay	6-5	1:16	10/8/09	Mike Fisher	at Ottawa	3-2	0:32
12/12/92	Russ Romaniuk	Winnipeg	4-3	1:41	10/24/09	Brooks Laich	Washington	3-2	1:00
4/14/93	Mark Janssens	at Hartford	5-4	1:08	10/26/09	Roman hamriik	at Montreal	3-2	1:32
1/19/94	Chris Gratton	at Tampa Bay	4-3	4:20	3/19/10	Saku Koivu	at Anaheim	5-4	0:14
2/24/94	Rod Brind'Amour	at Philadelphia	5-4	1:25	4/11/10	Jordan Leopold	Pittsburgh	6-5	4:25
2/20/95	Donald Brashear	at Montreal	3-2	1:54	10/15/10	Alex Goligoski	at Pittsburgh	3-2	1:51
11/17/95	Peter Douris	at Anaheim	2-1	4:59	11/21/10	Dustin Byfuglien	at Atlanta	2-1	1:30
12/14/95	Steve Konowalchuk	at Washington	4-3	2:16	11/24/10	Jakub Voracek	Columbus	4-3	2:31
2/3/96	Michal Pivonka	at Washington	6-5	1:21	2/24/11	Andrej Meszaros	at Philadelphia	4-3	4:42
2/23/96	Rob Zamuner	Tampa Bay	3-2	4:45	3/1/11	Alex Ovechkin	at Washington	2-1	1:55
3/23/96	Steve Thomas	New Jersey	3-2	3:38	3/12/11	Anssi Salmela	at New Jersey	3-2	3:09
12/23/96	Ray Sheppard	Florida	4-3	1:46	3/18/11	Joni Pitkanen	at Carolina	3-2	3:58
1/30/97	Jyrki Lumme	at Vancouver	2-1	1:30	10/29/11	Brent Burns	San Jose	3-2	1:07
1/10/98	Bates Battaglia	Carolina	2-1	1:59	11/10/11	Kyle Quincey	at Colorado	4-3	2:39
3/28/98	Sylvain Cote	at Toronto	4-3	4:56	11/23/11	Danny Briere	Philadelphia	4-3	2:34
12/12/98	Benoit Hogue	Tampa Bay	2-1	4:12	12/8/11	Patrick Sharp	Chicago	3-2	1:34
1/2/99	Marco Sturm	San Jose	4-3	1:47	1/24/12	Clarke MacArthur	Toronto	4-3	2:06
1/13/99	Adam Graves	at NY Rangers	4-3	3:08	2/28/12	Alexander Ovechkin	at Washington	3-2	1:35
3/4/99	Joe Nieuwendyk	Dallas	3-2	4:12	3/11/12	Marian Gaborik	at NY Rangers	4-3	4:54
3/14/99	Adam Graves	NY Rangers	3-2	4:05	1/27/13	Evander Kane	at Winnipeg	4-5	1:59
4/14/99	Bryan Berard	at Toronto	3-2	0:42	2/28/13	Dion Phaneuf	Toronto	4-5	1:11
1/17/00	Marian Hossa	Ottawa	4-3	3:57	3/7/13	Marian Gaborik	NY Rangers	1-2	0:42
11/3/00	Craig Millar	at Tampa Bay	4-3	2:46	4/13/13	Dan Girardi	NY Rangers	0-1	3:11
11/22/00	Theo Fleury	NY Rangers	4-3	4:25	10/22/13	Brad Richardson	Vancouver	4-5	2:16
2/7/01	Maxim Afinogenov	at Buffalo	2-1	0:42	11/30/13	Alex Ovechkin	Washington	2-3	2:07
10/13/01	Steve Yzerman	Detroit	5-4	2:32	12/3/13	Sidney Crosby	Pittsburgh	2-3	3:44
12/12/01	Scott Niedermayer	at New Jersey	3-2	1:25	12/14/13	Max Pacioretty	Montreal	0-1	1:41
1/24/02	Alexei Morozov	Pittsburgh	5-4	1:29	3/6/14	Taylor Hall	at Edmonton	2-3	2:29
3/19/02	Cory Cross	at Toronto	3-2	2:11	3/3/15	Cody Eakins	at Dallas	2-3	2:18
1/4/03	Martin Straka	at Pittsburgh	3-2	0:42					

OPPONENTS

IN THE PAST

STANLEY CUP PLAYOFFS

MEDIA INFORMATION

## TEAM SHOOTOUT RECORD

SEASON	OVERALL				HOME			ROAD		
	GP	W	L	PCT	GP	W	L	GP	W	L
2005-06	12	9	3	.750	7	6	1	5	3	2
2006-07	13	8	5	.615	5	4	1	8	4	4
2007-08	8	5	3	.625	2	1	1	6	4	2
2008-09	8	3	5	.375	6	2	4	2	1	1
2009-10	14	8	6	.571	9	7	2	5	1	4
2010-11	10	4	6	.400	6	1	5	4	3	1
2011-12	11	7	4	.636	3	1	2	8	6	2
2012-13	7	4	3	.571	1	1	0	6	3	3
2013-14	15	9	6	.600	8	3	5	7	6	1
2014-15	13	7	6	.538	5	3	2	8	4	4
<b>TOTALS</b>	<b>111</b>	<b>64</b>	<b>47</b>	<b>.577</b>	<b>52</b>	<b>29</b>	<b>23</b>	<b>59</b>	<b>35</b>	<b>24</b>

Starting in the 2005-06 season, games not decided in regulation or overtime were decided by the shootout.

## SHOOTOUT RESULTS (111)

DATE	OPPONENT	SO SCORE	WINNING GOALIE	LOSING GOALIE	DETERMINING GOAL	FINAL RESULT
10/19/05	at NY Rangers	1-0	DiPietro	Lundqvist	Satan	W 3-2
11/14/05	at Pittsburgh	3-2	DiPietro	Thibault	Blake	W 3-2
11/23/05	Buffalo	0-2	Biron	DiPietro	Kotalik	L 3-4
12/8/05	at Columbus	0-1	Leclaire	DiPietro	Vyborny	L 3-4
12/10/05	Edmonton	2-1	DiPietro	Markkanen	Hunter	W 3-2
1/21/06	at New Jersey	1-2	Brodeur	DiPietro	Parise	L 2-3
1/26/06	Pittsburgh	1-0	Dubielewicz	Caron	Satan	W 4-3
2/4/06	at Pittsburgh	2-0	DiPietro	Fleury	Satan	W 5-4
3/2/06	New Jersey	2-0	DiPietro	Brodeur	Satan	W 3-2
3/7/06	New Jersey	2-1	DiPietro	Brodeur	Hunter	W 2-1
3/10/06	Toronto	1-0	DiPietro	Belfour	Satan	W 2-1
4/15/06	at Pittsburgh	4-3	DiPietro	Caron	Nilsson	W 5-4
10/11/06	at Anaheim	2-1	Dunham	Giguere	York	W 5-4
10/16/06	Nashville	0-2	Vokoun	Dunham	Sullivan	L 1-2
10/28/06	Florida	2-1	DiPietro	Belfour	Hilbert	W 4-3
11/17/06	at Tampa Bay	0-1	Holmqvist	DiPietro	Afanasenkov	L 2-3
12/9/06	Florida	2-0	DiPietro	Auld	Satan	W 5-4
1/11/07	at Boston	2-1	DiPietro	Toivonen	Blake	W 5-4
2/4/07	at Washington	0-1	Kolzig	DiPietro	Semin	L 1-2
2/10/07	at Boston	2-3	Thomas	DiPietro	Chara	L 3-4
2/13/07	at Toronto	2-1	DiPietro	Raycroft	Kozlov	W 3-2
2/22/07	Toronto	1-0	DiPietro	Raycroft	Robitaille	W 3-2
3/5/07	at NY Rangers	0-1	Lundqvist	DiPietro	Cullen	L 1-2
4/3/07	NY Rangers	1-0	Dubielewicz	Lundqvist	Satan	W 3-2
4/8/07	at New Jersey	2-1	Dubielewicz	Clemmensen	Kozlov	W 3-2
11/28/07	Ottawa	2-1	DiPietro	Emery	Sillinger	W 3-2
12/5/07	at Atlanta	0-2	Lehtonen	DiPietro	Kozlov	L 3-4
1/8/08	at Vancouver	1-2	Luongo	DiPietro	Edler	L 2-3
1/11/08	at Calgary	2-1	DiPietro	Kiprusoff	Park	W 5-4
2/20/08	at Washington	1-0	DiPietro	Kolzig	Comrie	W 3-2
3/4/08	at NY Rangers	2-1	Dubielewicz	Lundqvist	Tambellini	W 4-3
3/29/08	Philadelphia	0-1	Niittymaki	Dubielewicz	Briere	L 3-4
4/4/08	at NY Rangers	3-2	Dubielewicz	Lundqvist	Park	W 4-3
11/8/08	Pittsburgh	0-1	Sabourin	MacDonald	Sykora	L 3-4
11/17/08	Vancouver	1-0	MacDonald	Luongo	Nielsen	W 2-1
11/24/08	at Montreal	2-0	MacDonald	Price	Park	W 4-3
12/27/08	at Buffalo	0-2	Miller	MacDonald	Kotalik	L 3-4
2/10/09	Los Angeles	0-1	Quick	Danis	Johnson	L 3-4
2/16/09	Pittsburgh	2-1	MacDonald	Fleury	Tambellini	W 3-2
2/26/09	Toronto	1-2	Toskala	MacDonald	Stapleton	L 4-5
3/28/09	Philadelphia	1-2	Biron	Danis	Richards	L 3-4
10/3/09	Pittsburgh	0-2	Fleury	Roloson	Letang	L 3-4
10/10/09	at Boston	1-2	Rask	Roloson	Savard	L 3-4
10/21/09	Carolina	3-1	Roloson	Ward	Nielsen	W 4-3
11/11/09	at Washington	1-2	Varlamov	Roloson	Clark	L 4-5
11/14/10	at Florida	1-2	Vokoun	Roloson	Horton	L 4-5
12/29/09	Columbus	1-0	Roloson	Mason	Schremp	W 2-1

OPPONENTS

IN THE PAST

STANLEY CUP PLAYOFFS

MEDIA INFORMATION



SHOOTOUT RESULTS continued (111)

DATE	OPPONENT	SO SCORE	WINNING GOALIE	LOSING GOALIE	DETERMINING GOAL	FINAL RESULT
12/31/09	at Ottawa	1-3	Leclaire	Roloson	Shannon	L 2-3
1/2/10	Atlanta	2-1	Roloson	Hedberg	Nielsen	W 6-5
1/9/10	at Phoenix	3-2	Roloson	LaBarbera	Moulson	W 5-4
1/16/10	Buffalo	4-3	DiPietro	Miller	Hunter	W 3-2
1/21/10	Florida	2-0	Roloson	Vokoun	Schremp	W 2-1
2/9/10	Nashville	2-1	Biron	Rinne	Tavares	W 4-3
3/11/10	St. Louis	0-2	Mason	Biron	Oshie	L 1-2
4/6/10	Montreal	2-0	Biron	Halak	Moulson	W 4-3
10/9/10	Dallas	0-1	Lehtonen	DiPietro	Ribeiro	L 4-5
11/11/10	at San Jose	0-2	Nittymaki	Roloson	Couture	L 1-2
12/18/10	Phoenix	1-3	LaBarbera	Lawson	Vrbata	L 3-4
12/29/10	Pittsburgh	3-2	DiPietro	Fleury	Parenteau	W 2-1
1/11/11	Vancouver	1-2	Luongo	Poulin	Kesler	L 3-4
2/10/11	at Montreal	1-0	Konskinen	Auld	Okposo	W 4-3
2/15/11	at Ottawa	2-1	Lawson	Elliott	Nielsen	W 4-3
3/6/11	New Jersey	1-2	Montoya	Brodeur	Rolston	L 2-3
3/19/11	at Florida	2-0	DiPietro	Clemmensen	Nielsen	W 4-3
4/8/11	Pittsburgh	0-1	Fleury	Montoya	Kunitz	L 3-4
10/27/11	at Pittsburgh	0-1	Fleury	DiPietro	Malkin	L 2-3
12/2/11	at Chicago	0-1	Crawford	Montoya	Toews	L 2-3
12/17/11	at Minnesota	1-0	Montoya	Backstrom	Nielsen	W 2-1
12/20/11	at Winnipeg	2-0	Nabokov	Pavelec	Parenteau	W 3-2
1/3/12	at Carolina	2-1	Nabokov	Ward	Nielsen	W 4-3
2/4/12	Buffalo	0-2	Miller	Montoya	Boyes	L 3-4
2/7/12	at Philadelphia	2-0	Nabokov	Bryzgalov	Nielsen	W 1-0
2/24/12	NY Rangers	2-1	Nabokov	Biron	Moulson	W 4-3
3/13/12	Washington	1-2	Neuvirth	Nabokov	Hendricks	L 5-4
3/17/12	at Montreal	3-2	Montoya	Budaj	Bailey	W 3-2
3/25/12	at Florida	1-0	Nabokov	Theodore	Nielsen	W 3-2
2/14/13	at NY Rangers	2-0	Nabokov	Biron	Nielsen	W 4-3
3/3/13	vs. Ottawa	2-0	Nabokov	Lehner	Nielsen	W 3-2
3/28/13	at Philadelphia	2-1	Nabokov	Bryzgalov	Bailey	W 4-3
4/4/13	at Washington	0-1	Holtby	Nabokov	Ovechkin	L 1-2
4/20/13	at Winnipeg	2-1	Nabokov	Pavelec	Tavares	W 5-4
4/23/13	at Carolina	0-2	Ellis	Nabokov	Nash	L 3-4
4/26/13	at Buffalo	0-1	Miller	Nabokov	Vanek	L 1-2
10/4/13	at New Jersey	1-0	Nabokov	Brodeur	Moulson	W 4-3
10/5/13	Columbus	1-2	Bobrovsky	Nabokov	Atkinson	L 2-3
10/15/13	Buffalo	1-2	Miller	Nabokov	Ennis	L 3-4
11/1/13	at Ottawa	1-0	Nabokov	Lehner	Nielsen	W 5-4
11/16/13	Detroit	1-0	Poulin	Gustavsson	Nielsen	W 5-4
12/10/13	at San Jose	2-1	Poulin	Niemi	Okposo	W 3-2
12/17/13	Tampa Bay	1-2	Bishop	Nabokov	Kucherov	L 2-3
1/16/14	at Tampa Bay	1-0	Poulin	Bishop	Nielsen	W 2-1
1/20/14	Philadelphia	3-2	Nilsson	Emery	Okposo	W 4-3
1/25/14	St. Louis	1-2	Halak	Poulin	Shattenkirk	L 3-4
3/27/14	at Tampa Bay	4-5	Bishop	Nabokov	Salo	L 4-5
3/29/14	New Jersey	2-0	Nilsson	Schneider	Nielsen	W 2-1
4/5/14	Washington	0-1	Holtby	Nabokov	Kuznetsov	L 3-4
4/11/14	at New Jersey	3-1	Nilsson	Brodeur	Bailey	W 3-2
4/13/14	at Buffalo	1-0	Nilsson	Knapp	Nelson	W 4-3
10/16/14	vs. San Jose	2-1	Halak	Stalock	Tavares	W 4-3
11/6/14	at Los Angeles	2-0	Halak	Quick	Okposo	W 2-1
11/14/14	at Florida	2-1	Halak	Luongo	Okposo	W 4-3
11/21/14	at Pittsburgh	2-1	Johnson	Fleury	Okposo	W 5-4
11/24/14	vs. Philadelphia	2-0	Halak	Mason	Nielsen	W 1-0
12/15/14	vs. New Jersey	2-1	Halak	Kinkaid	Bailey	W 3-2
12/27/14	at Buffalo	1-0	Enroth	Poulin	Ennis	L 3-4
2/5/15	at Philadelphia	1-2	Halak	Mason	Clutterbuck	W 3-2
2/21/15	at Washington	1-0	Holtby	Johnson	Kuznetsov	L 2-3
3/7/15	at Florida	0-1	Ellis	Neuvirth	Huberdeau	L 3-4
3/24/15	vs. Minnesota	0-1	Dubnyk	Halak	Parise	L 1-2
4/2/15	at Columbus	0-2	Bobrovsky	Halak	Letestu	L 3-4
4/11/15	vs. Columbus	1-2	Bobrovsky	Halak	Atkinson	L 4-5
<b>TOTALS</b>						<b>64-47</b>

OPPONENTS

IN THE PAST

STANLEY CUP PLAYOFFS

MEDIA INFORMATION

### SKATERS SHOOTOUT STATISTICS

PLAYER	ATTEMPTS	GOALS	DETERMINING GOALS	PCT.
Arron Asham	1	0	0	.000
Josh Bailey	14	5	4	.357
Shawn Bates	4	2	0	.500
Sean Bergenheim	3	0	0	.000
Jason Blake	11	3	2	.273
Pierre-Marc Bouchard	2	0	0	.000
Brad Boyes	6	2	0	.333
Casey Cizikas	1	1	0	1.00
Cal Clutterbuck	3	1	1	.333
Blake Comeau	3	1	0	.333
Mike Comrie	4	1	1	.250
Mikhail Grabovski	1	0	0	.000
Bill Guerin	6	3	0	.500
Mike Halmo	1	0	0	.000
Thomas Hickey	1	0	0	.000
Andy Hilbert	3	1	1	.333
Trent Hunter	22	6	3	.273
Viktor Kozlov	13	5	2	.385
Nikolay Kulemin	1	0	0	.000
Anders Lee	1	0	0	.000
Matt Martin	2	0	0	.000
Colin McDonald	1	1	0	1.00
Matt Moulson	16	9	4	.563
Brock Nelson	6	3	1	.500
Nino Niederreiter	1	0	0	.000
Frans Nielsen	72	38	16	.528
Robert Nilsson	2	1	1	.500
Kyle Okposo	27	9	6	.333
PA Parenteau	14	4	2	.286
Richard Park	9	3	3	.333
Mark Parrish	2	0	0	.000
John Persson	1	0	0	.000
Tom Poti	2	0	0	.000
Randy Robitaille	3	2	1	.667
Miroslav Satan	28	13	7	.464
Rob Schremp	14	8	2	.571
Mike Sillinger	5	2	1	.400
Jon Sim	1	0	0	.000
Ryan Smyth	2	0	0	.000
Mark Streit	3	0	0	.000
Ryan Strome	7	1	0	.143
Johan Sundstrom	1	0	0	.000
Jeff Tambellini	9	6	2	.667
John Tavares	44	12	3	.273
Thomas Vanek	6	2	0	.333
Josef Vasicek	1	0	0	.000
Doug Weight	2	0	0	.000
Brendan Witt	1	0	0	.000
Alexei Yashin	10	2	0	.200
Mike York	5	1	1	.200
<b>TOTALS</b>	<b>398</b>	<b>148</b>	<b>64</b>	<b>.372</b>

### GOALTENDER SHOOTOUT STATISTICS

PLAYER	ATTEMPTS	GOALS	SAVE PCT.	RECORD
Martin Biron	8	3	.625	.2-1
Yann Danis	5	3	.400	.0-2
Rick DiPietro	126	34	.730	19-11
Mike Dunham	8	3	.625	.1-1
Wade Dubielewicz	22	5	.773	.5-1
Jaroslav Halak	30	9	.700	.5-3
Chad Johnson	8	2	.750	.2-1
Mikko Koskinen	4	0	1.000	.1-0
Nathan Lawson	6	4	.333	.1-1
Joey MacDonald	15	6	.600	.3-3
Al Montoya	22	8	.636	.2-4
Evgeni Nabokov	69	22	.681	11-9
Michal Neuvirth	2	1	.500	.0-1
Anders Nilsson	11	3	.727	.4-0
Kevin Poulin	19	6	.684	.3-3
Dwayne Roloson	42	17	.595	.5-6
<b>TOTALS</b>	<b>397</b>	<b>126</b>	<b>.683</b>	<b>.64-47</b>

OPPONENTS

IN THE PAST

STANLEY CUP PLAYOFFS

MEDIA INFORMATION

## GOALTENDER SHOOTOUT RECORDS BY SEASON

MARTIN BIRON		HOME			ROAD			OVERALL			
SEASON	GP	W	L	GP	W	L	GP	W	L	PCT	
2009-10	2	2	0	1	0	1	3	2	1	.667	
<b>TOTALS</b>	<b>2</b>	<b>2</b>	<b>0</b>	<b>1</b>	<b>0</b>	<b>1</b>	<b>3</b>	<b>2</b>	<b>1</b>	<b>.667</b>	
YANN DANIS		HOME			ROAD			OVERALL			
SEASON	GP	W	L	GP	W	L	GP	W	L	PCT	
2008-09	2	0	2	0	0	0	2	0	2	.000	
<b>TOTALS</b>	<b>2</b>	<b>0</b>	<b>2</b>	<b>0</b>	<b>0</b>	<b>0</b>	<b>2</b>	<b>0</b>	<b>2</b>	<b>.000</b>	
RICK DIPIETRO		HOME			ROAD			OVERALL			
SEASON	GP	W	L	GP	W	L	GP	W	L	PCT	
2005-06	6	5	1	5	3	2	11	8	3	.727	
2006-07	3	3	0	6	2	4	9	5	4	.555	
2007-08	1	1	0	4	2	2	5	3	2	.600	
2008-09	0	0	0	0	0	0	0	0	0	.000	
2009-10	1	1	0	0	0	0	1	1	0	1.000	
2010-11	2	1	1	1	1	0	3	2	1	.667	
2011-12	0	0	0	1	0	1	1	0	1	.000	
<b>TOTALS</b>	<b>13</b>	<b>11</b>	<b>2</b>	<b>17</b>	<b>8</b>	<b>9</b>	<b>30</b>	<b>19</b>	<b>11</b>	<b>.633</b>	
WADE DUBIELEWICZ		HOME			ROAD			OVERALL			
SEASON	GP	W	L	GP	W	L	GP	W	L	PCT	
2005-06	1	1	0	0	0	0	1	1	0	1.000	
2006-07	1	1	0	1	1	0	2	2	0	1.000	
2007-08	1	0	1	2	2	0	3	2	1	.667	
<b>TOTALS</b>	<b>3</b>	<b>2</b>	<b>1</b>	<b>3</b>	<b>3</b>	<b>0</b>	<b>6</b>	<b>5</b>	<b>1</b>	<b>.833</b>	
MIKE DUNHAM		HOME			ROAD			OVERALL			
SEASON	GP	W	L	GP	W	L	GP	W	L	PCT	
2006-07	1	0	1	1	1	0	2	1	1	.500	
<b>TOTALS</b>	<b>1</b>	<b>0</b>	<b>1</b>	<b>1</b>	<b>1</b>	<b>0</b>	<b>2</b>	<b>1</b>	<b>1</b>	<b>.500</b>	
JAROSLAV HALAK		HOME			ROAD			OVERALL			
SEASON	GP	W	L	GP	W	L	GP	W	L	PCT	
2014-15	5	3	2	3	2	1	8	5	3	.600	
<b>TOTALS</b>	<b>5</b>	<b>3</b>	<b>1</b>	<b>3</b>	<b>2</b>	<b>1</b>	<b>8</b>	<b>5</b>	<b>3</b>	<b>.600</b>	
CHAD JOHNSON		HOME			ROAD			OVERALL			
SEASON	GP	W	L	GP	W	L	GP	W	L	PCT	
2014-15	0	0	0	3	2	1	3	2	1	.667	
<b>TOTALS</b>	<b>0</b>	<b>0</b>	<b>0</b>	<b>3</b>	<b>2</b>	<b>1</b>	<b>3</b>	<b>2</b>	<b>1</b>	<b>.667</b>	
MIKKO KOSKINEN		HOME			ROAD			OVERALL			
SEASON	GP	W	L	GP	W	L	GP	W	L	PCT	
2010-11	0	0	0	1	1	0	1	1	0	1.000	
<b>TOTALS</b>	<b>0</b>	<b>0</b>	<b>0</b>	<b>1</b>	<b>1</b>	<b>0</b>	<b>1</b>	<b>1</b>	<b>0</b>	<b>1.000</b>	
NATHAN LAWSON		HOME			ROAD			OVERALL			
SEASON	GP	W	L	GP	W	L	GP	W	L	PCT	
2010-11	1	0	1	1	1	0	2	1	1	.500	
<b>TOTALS</b>	<b>1</b>	<b>0</b>	<b>1</b>	<b>1</b>	<b>1</b>	<b>0</b>	<b>2</b>	<b>1</b>	<b>1</b>	<b>.500</b>	
JOEY MACDONALD		HOME			ROAD			OVERALL			
SEASON	GP	W	L	GP	W	L	GP	W	L	PCT	
2008-09	4	2	2	2	1	1	6	3	3	.500	
<b>TOTALS</b>	<b>4</b>	<b>2</b>	<b>2</b>	<b>2</b>	<b>1</b>	<b>1</b>	<b>6</b>	<b>3</b>	<b>3</b>	<b>.500</b>	

**GOALTENDER SHOOTOUT RECORDS BY SEASON (CONTINUED)**

AL MONTOYA		HOME			ROAD			OVERALL			
SEASON	GP	W	L	GP	W	L	GP	W	L	PCT	
2010-11	2	0	2	0	0	0	2	0	2	.000	
2011-12	1	0	1	3	2	1	4	2	2	.500	
<b>TOTALS</b>	<b>3</b>	<b>0</b>	<b>3</b>	<b>3</b>	<b>2</b>	<b>1</b>	<b>6</b>	<b>2</b>	<b>4</b>	<b>.333</b>	
EVGENI NABOKOV		HOME			ROAD			OVERALL			
SEASON	GP	W	L	GP	W	L	GP	W	L	PCT	
2011-12	2	1	1	4	4	0	6	5	1	.833	
2012-13	1	1	0	6	3	3	7	4	3	.571	
2013-14	4	0	4	3	2	1	7	2	5	.286	
<b>TOTALS</b>	<b>7</b>	<b>2</b>	<b>5</b>	<b>13</b>	<b>9</b>	<b>4</b>	<b>20</b>	<b>11</b>	<b>9</b>	<b>.550</b>	
MICHAL NEUVIRTH		HOME			ROAD			OVERALL			
SEASON	GP	W	L	GP	W	L	GP	W	L	PCT	
2014-15	0	0	0	1	0	1	0	0	1	-.000	
<b>TOTALS</b>	<b>0</b>	<b>0</b>	<b>0</b>	<b>1</b>	<b>0</b>	<b>1</b>	<b>0</b>	<b>0</b>	<b>1</b>	<b>.000</b>	
ANDERS NILSSON		HOME			ROAD			OVERALL			
SEASON	GP	W	L	GP	W	L	GP	W	L	PCT	
2013-14	2	2	0	2	2	0	4	4	0	1.000	
<b>TOTALS</b>	<b>2</b>	<b>2</b>	<b>0</b>	<b>2</b>	<b>2</b>	<b>0</b>	<b>4</b>	<b>4</b>	<b>0</b>	<b>1.000</b>	
KEVIN POULIN		HOME			ROAD			OVERALL			
SEASON	GP	W	L	GP	W	L	GP	W	L	PCT	
2010-11	1	0	1	0	0	0	1	0	1	.000	
2013-14	2	1	1	2	2	0	4	3	1	.750	
2014-15	0	0	0	3	2	1	3	2	1	.667	
<b>TOTALS</b>	<b>3</b>	<b>1</b>	<b>2</b>	<b>5</b>	<b>4</b>	<b>1</b>	<b>8</b>	<b>5</b>	<b>3</b>	<b>.625</b>	
DWAYNE ROLOSON		HOME			ROAD			OVERALL			
SEASON	GP	W	L	GP	W	L	GP	W	L	PCT	
2009-10	5	4	1	5	1	4	10	5	5	.500	
2010-11	0	0	0	1	0	1	1	0	1	.000	
<b>TOTALS</b>	<b>5</b>	<b>4</b>	<b>1</b>	<b>6</b>	<b>1</b>	<b>5</b>	<b>11</b>	<b>5</b>	<b>6</b>	<b>.455</b>	

OPPONENTS

IN THE PAST

STANLEY CUP PLAYOFFS

MEDIA INFORMATION

PLAYED FOR METROPOLITAN-AREA TEAMS

OPPONENTS

**ISLANDERS & RANGERS (70)**

Dave Archibald  
Derek Armstrong  
Aaron Asham\*  
Bryan Berard  
Bill Berg  
Martin Biron  
Don Blackburn  
Joel Bouchard\*  
Paul Boutilier  
Arnie Brown  
Eric Cairns  
Pat Conacher\*  
Jason Dawe  
Rob DiMaio  
Ted Donato  
Mike Donnelly  
Mike Dunham\*  
Dallas Eakins  
Ruslan Fedotenko  
Chris Ferraro  
Ray Ferraro  
Jeff Finley  
Patrick Flatley  
Greg Gilbert  
Josh Green  
Jari Gronstrand  
Micheal Haley  
Roman Hamrlik  
Glenn Healy  
Raimo Helminen  
Brad Isbister  
Mark Janssens  
Andreas Johansson  
Olli Jokinen  
Alexander Karpovtsev

Darius Kasparaitis  
Jason Krog  
Dan Lacroix  
Pat LaFontaine  
Troy Loney  
Vladimir Malakhov\*  
Don Maloney  
Bert Marshall  
Brian McCabe  
Mike McEwen  
Jamie McLennan  
Kevin Miller  
Mike Mottau\*  
Brian Mullen  
Sergei Nemchinov\*  
PA Parenteau  
Rich Pilon  
Thomas Pock  
Tom Poti  
Pat Price  
Taylor Pyatt  
Barry Richter  
Mathieu Schneider  
Chris Simon  
Ron Stewart  
Martin Straka  
Jason Strudwick  
Jeff Toms  
Stephen Valiquette  
Darren Van Impe  
John Vanbiesbrouck\*  
Kevin Weekes\*  
Steve Weeks  
Doug Weight  
Mike York

IN THE PAST

STANLEY CUP PLAYOFFS

MEDIA INFORMATION

**ISLANDERS & DEVILS (44)**

Arron Asham\*  
Joel Bouchard\*  
Eric Boulton  
Tom Chorske  
Danton Cole  
Pat Conacher\*  
Yann Danis  
Craig Darby  
Rob Davison  
Jim Dowd  
Mike Dunham\*  
Corey Foster  
Paul Gagne  
Ray Giroux  
Bill Guerin  
Garry Howatt  
Viktor Kozlov  
Tom Kurvers  
Dave Lewis  
Claude Loiselle  
Bob Lorimer  
Brad Lukowich  
Vladimir Malakhov\*  
David Maley

Hector Marini  
Dean McAmmond  
Roland Melanson  
Mike Mottau\*  
Kirk Muller  
Sergei Nemchinov\*  
Jay Pandolfo  
Derron Quint  
Glenn Resch  
Brian Rolston  
Alexander Semak  
Ken Sutton  
Steve Tambellini  
Chris Tetteri  
Steve Thomas  
John Vanbiesbrouck\*  
Yvan Vautour  
Ben Walter  
Kevin Weekes\*  
Jason Wiemer

\*Players who have played for all three teams

2014-15 NY ISLANDERS • 47-28-7 (101 PTS) • HEAD COACH – JACK CAPUANO

PLAYER	GP	G-A	PTS	+/-	PIM
John Tavares	82	38-48	86	+5	46
Kyle Okposo	60	18-33	51	-8	12
Ryan Strome	81	17-33	50	+23	47
Frans Nielsen	78	14-29	43	+8	12
Brock Nelson	82	20-22	42	+6	24
Anders Lee	76	25-16	41	+9	33
Josh Bailey	70	15-26	41	+3	12
Nick Leddy	78	10-27	37	+18	14
Thomas Hickey	82	2-20	22	-12	26
Lubomir Visnovsky	53	5-15	20	-3	8
Mikhail Grabovski	51	9-10	19	+3	8
Casey Cizikas	70	9-9	18	-2	24
Cal Clutterbuck	76	7-9	16	+1	60

PLAYER	GP	G-A	PTS	+/-	PIM
Matt Martin	78	8-6	14	-4	114
Michael Grabner	34	8-5	13	+4	4
Calvin de Haan	65	1-11	12	+3	24
Colin McDonald	18	2-6	8	-3	0
Brian Strait	52	2-5	7	-1	32
Tyler Kennedy	13	2-3	5	-3	2
Cory Conacher	15	1-2	3	-3	14
Matt Donovan	12	0-3	3	+4	0
Eric Boulton	10	2-0	2	-1	30
Kael Moullierat	6	1-1	2	-3	8
Griffin Reinhart	8	0-1	1	+1	6
Harry Zolnierczyk	2	0-0	0	-1	0

GOALTENDER	GP	MINS	GAA	W	L	OT	EN	SO	GA	SA	SV%
Jaroslav Halak	59	3,550	2.43	38	17	4	0	6	144	1673	.914
Chad Johnson	19	1,053	3.08	8	8	1	0	0	54	488	.889
Michal Neuvirth	5	306	2.94	1	3	1	0	0	15	126	.881
Kevin Poulin	1	65	2.77	0	0	1	0	0	3	26	.885

GAME	DATE	OPPONENT	RESULTS	SCORE	RECORD
1	Oct. 10	at Carolina	W	5-3	1-0-0
2	Oct. 11	vs. Carolina	W	4-3	2-0-0
3	Oct. 14	at NY Rangers	W	6-3	3-0-0
4	Oct. 16	vs. San Jose	W/SO	4-3	4-0-0
5	Oct. 18	at Pittsburgh	L	1-3	4-1-0
6	Oct. 21	vs. Toronto	L	2-5	4-2-0
7	Oct. 23	at Boston	W	3-2	5-2-0
8	Oct. 25	vs. Dallas	W	7-5	6-2-0
9	Oct. 28	vs. Winnipeg	L	3-4	6-3-0
10	Oct. 30	at Colorado	L	0-5	6-4-0
11	Nov. 1	at San Jose	L	1-3	6-5-0
12	Nov. 5	at Anaheim	W/OT	3-2	7-5-0
13	Nov. 6	at Los Angeles	W/SO	2-1	8-5-0
14	Nov. 8	at Phoenix	W	1-0	9-5-0
15	Nov. 11	vs. Colorado	W	6-0	10-5-0
16	Nov. 14	at Florida	W/SO	4-3	11-5-0
17	Nov. 15	at Tampa Bay	L	2-5	11-6-0
18	Nov. 18	vs. Tampa Bay	W	5-2	12-6-0
19	Nov. 21	at Pittsburgh	W/SO	5-4	13-6-0
20	Nov. 22	vs. Pittsburgh	W	4-1	14-6-0
21	Nov. 24	vs. Philadelphia	W/SO	1-0	15-6-0
22	Nov. 26	vs. Washington	W/OT	3-2	16-6-0
23	Nov. 28	at Washington	L	2-5	16-7-0
24	Nov. 29	vs. New Jersey	W	3-1	17-7-0
25	Dec. 2	vs. Ottawa	W/OT	3-2	18-7-0
26	Dec. 4	at Ottawa	W	2-1	19-7-0
27	Dec. 6	vs. St. Louis	L	4-6	19-8-0
28	Dec. 9	at Minnesota	L	4-5	19-9-0
29	Dec. 11	at St. Louis	L	3-6	19-10-0
30	Dec. 13	vs. Chicago	W	3-2	20-10-0
31	Dec. 15	vs. New Jersey	W/SO	3-2	21-10-0
32	Dec. 19	at Detroit	W	2-1	22-10-0
33	Dec. 20	vs. Lightning	W	3-1	23-10-0
34	Dec. 23	vs. Montreal	L	1-3	23-11-0
35	Dec. 27	at Buffalo	L/SO	3-4	23-11-1
36	Dec. 29	vs. Washington	W/OT	4-3	24-11-1
37	Dec. 31	at Winnipeg	W	5-2	25-11-1
38	Jan. 2	at Calgary	W	2-1	26-11-1
39	Jan. 4	at Edmonton	L	2-5	26-12-1
40	Jan. 6	at Vancouver	L	2-3	26-13-1
41	Jan. 9	at New Jersey	W/OT	3-2	27-13-1

GAME	DATE	OPPONENT	RESULTS	SCORE	RECORD
42	Jan. 10	vs. Edmonton	W	3-2	28-13-1
43	Jan. 13	at NY Rangers	W	3-0	29-13-1
44	Jan. 16	vs. Pittsburgh	W	6-3	30-13-1
45	Jan. 17	at Montreal	L	4-6	30-14-1
46	Jan. 19	vs. Philadelphia	W	7-4	31-14-1
47	Jan. 27	vs. NY Rangers	W	4-1	32-14-1
48	Jan. 29	vs. Boston	L	2-5	32-15-1
49	Jan. 31	at Detroit	L	1-4	32-16-1
50	Feb. 3	vs. Florida	L	2-4	32-17-1
51	Feb. 5	at Philadelphia	W/SO	3-2	33-17-1
52	Feb. 7	at Boston	L	1-2	33-18-1
53	Feb. 8	at Buffalo	W	3-2	34-18-1
54	Feb. 10	vs. Edmonton	W	3-2	35-18-1
55	Feb. 12	vs. Toronto	W	3-2	36-18-1
56	Feb. 14	vs. Columbus	W	6-3	37-18-1
57	Feb. 16	vs. NY Rangers	L	5-6	37-19-1
58	Feb. 17	at Carolina	W	4-1	38-19-1
59	Feb. 19	vs. Nashville	W	5-2	39-19-1
60	Feb. 21	at Washington	L/SO	2-3	39-19-2
61	Feb. 22	vs. Vancouver	L	0-4	39-20-2
62	Feb. 24	vs. Phoenix	W	5-1	40-20-2
63	Feb. 27	vs. Calgary	W	2-1	41-20-2
64	Feb. 28	vs. Carolina	L	3-5	41-21-2
65	Mar. 3	at Dallas	L/OT	2-3	41-21-3
66	Mar. 5	at Nashville	W	4-3	42-21-3
67	Mar. 7	at Florida	L/SO	3-4	42-21-4
68	Mar. 9	at Toronto	W/OT	4-3	43-21-4
69	Mar. 10	vs. NY Rangers	L	1-2	43-22-4
70	Mar. 13	vs. Ottawa	L	1-2	43-23-4
71	Mar. 14	vs. Montreal	L	1-3	43-24-4
72	Mar. 17	at Chicago	L	1-4	43-25-4
73	Mar. 21	at New Jersey	W	3-0	44-25-4
74	Mar. 24	vs. Minnesota	L/SO	1-2	44-25-5
75	Mar. 26	vs. Los Angeles	L	2-3	44-26-5
76	Mar. 28	vs. Anaheim	L	2-3	44-27-5
77	Mar. 29	vs. Detroit	W	5-4	45-27-5
78	Apr. 2	at Columbus	L/SO	3-4	45-27-6
79	Apr. 4	vs. Buffalo	W	3-0	46-27-6
80	Apr. 7	at Philadelphia	L	4-5	46-28-6
81	Apr. 10	at Pittsburgh	W	3-1	47-28-6
82	Apr. 11	vs. Columbus	L/SO	4-5	47-28-7

OPPONENTS

IN THE PAST

STANLEY CUP PLAYOFFS

MEDIA INFORMATION

2013-14 NY ISLANDERS • 34-37-11 (79 PTS) • HEAD COACH – JACK CAPUANO

OPPONENTS

PLAYER	GP	G-A	PTS	+/-	PIM
Kyle Okposo	71	27-42	69	-9	51
John Tavares	59	24-42	66	-6	40
Frans Nielsen	80	25-33	58	-11	8
Thomas Vanek	47	17-27	44	+4	34
Josh Bailey	77	8-30	38	-8	26
Brock Nelson	72	14-12	26	-10	12
Michael Grabner	64	12-14	26	-10	12
Andrew MacDonald	62	4-20	24	-19	34
Thomas Hickey	83	4-18	22	+5	34
Cal Clutterbuck	73	12-7	19	-9	50
Colin McDonald	70	8-10	18	-22	34
Ryan Strome	37	7-11	18	-1	8
Travis Hamonic	69	3-15	18	+2	68
Casey Cizikas	80	6-10	16	-12	30
Calvin de Haan	51	3-13	16	-7	30
Matt Donovan	52	2-14	16	-9	26
Anders Lee	22	9-5	14	+3	14

PLAYER	GP	G-A	PTS	+/-	PIM
Matt Martin	79	8-6	14	-11	90
Lubomir Visnovsky	24	3-8	11	-1	10
Matt Moulson	11	6-3	9	+3	6
Pierre-Marc Bouchard	28	4-5	9	-9	12
Brian Strait	47	3-6	9	-14	14
Peter Regin	44	2-5	7	-10	18
Eric Boulton	23	2-2	4	E	88
Aaron Ness	20	1-2	3	-13	10
Matt Carkner	53	0-3	3	-10	149
Radek Martinek	13	0-3	3	+4	4
Kevin Czuczman	13	0-2	2	-5	14
Mike Halmo	20	1-0	1	-1	32
John Persson	10	1-0	1	-4	6
Johan Sundstrom	11	0-1	1	E	6
Scott Mayfield	5	0-0	0	-3	7
Brett Gallant	4	0-0	0	E	17
Justin Johnson	2	0-0	0	-1	7

IN THE PAST

GOALTENDER	GP	MINS	GAA	W	L	OT	EN	SO	GA	SA	SV%
Evgeni Nabokov	40	2,254	2.74	15	14	8	0	4	103	1,085	.905
Kevin Poulin	28	1,625	3.29	11	16	1	0	0	89	820	.891
Anders Nilsson	19	1,101	3.11	8	7	2	0	0	57	548	.896

STANLEY CUP PLAYOFFS

MEDIA INFORMATION

GAME	DATE	OPPONENT	RESULTS	SCORE	RECORD
1	Oct. 4	at New Jersey	W/SO	4-3	1-0-0
2	Oct. 5	vs. Columbus	L/SO	2-3	1-0-1
3	Oct. 8	vs. Phoenix	W	6-1	2-0-1
4	Oct. 11	at Chicago	L	2-3	2-1-1
5	Oct. 12	at Nashville	L	2-3	2-2-1
6	Oct. 15	vs. Buffalo	L/SO	3-4	2-2-2
7	Oct. 17	vs. Edmonton	W	3-2	3-2-2
8	Oct. 19	vs. Carolina	L	3-4	3-3-2
9	Oct. 22	vs. Vancouver	L/OT	4-5	3-3-3
10	Oct. 25	at Pittsburgh	W	4-3	4-3-3
11	Oct. 26	vs. Philadelphia	L	2-5	4-4-3
12	Oct. 29	vs. NY Rangers	L	2-3	4-5-3
13	Nov. 1	at Ottawa	W/SO	5-4	5-5-3
14	Nov. 2	vs. Boston	W	3-1	6-5-3
15	Nov. 5	at Washington	L	2-6	6-6-3
16	Nov. 7	at Carolina	L	0-1	6-7-3
17	Nov. 9	at Columbus	L	2-5	6-8-3
18	Nov. 10	at Montreal	L	2-4	6-9-3
19	Nov. 12	vs. Nashville	W	3-1	7-9-3
20	Nov. 14	vs. Los Angeles	L	2-3	7-10-3
21	Nov. 16	vs. Detroit	W/SO	5-4	8-10-3
22	Nov. 19	at Toronto	L	2-5	8-11-3
23	Nov. 22	at Pittsburgh	L	3-4	8-12-3
24	Nov. 23	at Philadelphia	L	2-5	8-13-3
25	Nov. 27	vs. Winnipeg	L	2-3	8-14-3
26	Nov. 29	vs. Detroit	L	0-5	8-15-3
27	Nov. 30	vs. Washington	L/OT	2-3	8-15-4
28	Dec. 3	vs. Pittsburgh	L/OT	2-3	8-15-5
29	Dec. 5	at St. Louis	L	1-5	8-16-5
30	Dec. 7	at Los Angeles	L	0-3	8-17-5
31	Dec. 9	at Anaheim	L	2-5	8-18-5
32	Dec. 10	at San Jose	W/SO	3-2	9-18-5
33	Dec. 12	at Phoenix	L	3-6	9-19-5
34	Dec. 14	vs. Montreal	L/OT	0-1	9-19-6
35	Dec. 17	vs. Tampa Bay	L/SO	2-3	9-19-7
36	Dec. 20	at NY Rangers	W	5-3	10-19-7
37	Dec. 21	vs. Anaheim	L	3-5	10-20-7
38	Dec. 23	at Detroit	W	3-0	11-20-7
39	Dec. 28	vs. New Jersey	L	1-2	11-21-7
40	Dec. 29	at Minnesota	W	5-4	12-21-7
41	Dec. 31	at Boston	W	5-3	13-21-7

GAME	DATE	OPPONENT	RESULTS	SCORE	RECORD
42	Jan. 2	vs. Chicago	W/OT	3-2	14-21-7
43	Jan. 4	vs. Carolina	L	2-3	14-22-7
44	Jan. 6	vs. Dallas	W	7-3	15-22-7
45	Jan. 7	at Toronto	W	5-3	16-22-7
46	Jan. 10	at Colorado	W/OT	2-1	17-22-7
47	Jan. 12	at Dallas	W	4-2	18-22-7
48	Jan. 14	at Florida	L	2-4	18-23-7
49	Jan. 16	at Tampa Bay	W/SO	2-1	19-23-7
50	Jan. 18	at Philadelphia	L	4-6	19-24-7
51	Jan. 20	vs. Philadelphia	W/SO	4-3	20-24-7
52	Jan. 21	at NY Rangers	W	5-3	21-24-7
53	Jan. 23	vs. Pittsburgh	L	4-6	21-25-7
54	Jan. 25	vs. St. Louis	L/SO	3-4	21-25-8
55	Jan. 27	vs. Boston	L	3-6	21-26-8
56	Jan. 29	vs. NY Rangers	L	1-2	21-27-8
57	Jan. 31	at NY Rangers	L	1-4	21-28-8
58	Feb. 4	at Washington	W	1-0	22-28-8
59	Feb. 6	vs. Calgary	L	2-4	22-29-8
60	Feb. 8	vs. Colorado	L	2-5	22-30-8
61	Feb. 27	vs. Toronto	W	5-4	23-30-8
62	Mar. 1	vs. New Jersey	L	1-6	23-31-8
63	Mar. 2	vs. Florida	L	3-5	23-32-8
64	Mar. 4	at Winnipeg	W/OT	3-2	24-32-8
65	Mar. 6	at Edmonton	L/OT	2-3	24-32-9
66	Mar. 7	at Calgary	L	3-4	24-33-9
67	Mar. 10	at Vancouver	W	7-4	25-33-9
68	Mar. 14	vs. San Jose	L	3-4	25-34-9
69	Mar. 15	vs. Buffalo	W	4-1	26-34-9
70	Mar. 18	vs. Minnesota	L	0-6	26-35-9
71	Mar. 23	vs. Columbus	W	2-0	27-35-9
72	Mar. 25	at Carolina	W	5-4	28-35-9
73	Mar. 27	at Tampa Bay	L/SO	2-3	28-35-10
74	Mar. 29	vs. New Jersey	W/SO	2-1	29-35-10
75	Apr. 1	vs. Florida	W	4-2	30-35-10
76	Apr. 2	at Ottawa	W	2-1	31-35-10
77	Apr. 5	vs. Washington	L/SO	3-4	31-35-11
78	Apr. 6	at Columbus	L	0-4	31-36-11
79	Apr. 8	vs. Ottawa	L	1-4	31-37-11
80	Apr. 10	at Montreal	W	2-0	32-37-11
81	Apr. 11	at New Jersey	W/SO	3-2	33-37-11
82	Apr. 13	at Buffalo	W/SO	4-3	34-37-11

2012-13 NY ISLANDERS • 24-17-7 (55 PTS) • HEAD COACH – JACK CAPUANO

PLAYER	GP	G-A	PTS	+/-	PIM
John Tavares	48	28-19	47	-2	18
Matt Moulson	47	15-29	44	-3	4
Brad Boyes	48	10-25	35	-6	16
Frans Nielsen	48	6-23	29	-3	12
Mark Streit	48	6-21	27	-14	22
Kyle Okposo	48	4-20	24	-2	38
Michael Grabner	45	16-5	21	+4	12
Josh Bailey	38	11-8	19	+7	6
Colin McDonald	45	7-10	17	-1	32
Casey Cizikas	45	6-9	15	E	14
Lubomir Visnovsky	35	3-11	14	+12	20
Keith Aucoin	41	6-6	12	-1	4
Andrew MacDoanld	48	3-9	12	-2	20

PLAYER	GP	G-A	PTS	+/-	PIM
Matt Martin	48	4-7	11	-2	63
Travis Hamonic	48	3-7	10	-8	28
David Ullstrom	20	2-3	5	-2	6
Marty Reasoner	31	0-5	5	-3	4
Thomas Hickey	39	1-3	4	+9	8
Brian Strait	19	0-4	4	+4	10
Radek Martinek	13	3-0	3	-2	4
Anders Lee	2	1-1	2	-3	0
Matt Carkner	22	0-2	2	-2	46
Jesse Joensuu	7	0-2	2	+2	6
Joe Finley	16	0-1	1	-5	20
Eric Boulton	15	0-0	0	-4	36

GOALTENDER	GP	MINS	GAA	W	L	OT	EN	SO	GA	SA	SV%
Evgeni Nabokov	41	2,475	2.50	23	11	7	6	3	103	1,139	.910
Kevin Poulin	5	258	3.02	1	3	0	1	0	13	122	.893
Rick DiPietro	3	176	4.09	0	3	0	1	0	12	83	.855

GAME	DATE	OPPONENT	RESULTS	SCORE	RECORD
1	Jan. 19	vs. New Jersey	L	1-2	0-1-0
2	Jan. 21	vs. Tampa Bay	W	4-3	1-1-0
3	Jan. 24	at Toronto	W	7-4	2-1-0
4	Jan. 25	at Boston	L	2-4	2-2-0
5	Jan. 27	at Winnipeg	L/OT	4-5	2-2-1
6	Jan. 29	at Pittsburgh	W	4-1	3-2-1
7	Jan. 31	at New Jersey	W	5-4	4-2-1
8	Feb. 3	vs. New Jersey	L	0-3	4-3-1
9	Feb. 5	vs. Pittsburgh	L	2-4	4-4-1
10	Feb. 7	at NY Rangers	L	1-4	4-5-1
11	Feb. 9	vs. Buffalo	L	2-3	4-6-1
12	Feb. 11	vs. Carolina	L	4-6	4-7-1
13	Feb. 14	at NY Rangers	W/SO	4-3	5-7-1
14	Feb. 16	vs. New Jersey	W	5-1	6-7-1
15	Feb. 18	vs. Philadelphia	L	0-7	6-8-1
16	Feb. 19	at Ottawa	L	1-3	6-9-1
17	Feb. 21	at Montreal	W/OT	4-3	7-9-1
18	Feb. 23	at Buffalo	W	4-0	8-9-1
19	Feb. 24	vs. Carolina	L	2-4	8-10-1
20	Feb. 26	vs. Boston	L	1-4	8-11-1
21	Feb. 28	vs. Toronto	L/OT	4-5	8-11-2
22	Mar. 3	vs. Ottawa	W/SO	3-2	9-11-2
23	Mar. 5	vs. Montreal	W	6-3	10-11-2
24	Mar. 7	vs. NY Rangers	L/OT	1-2	10-11-3

GAME	DATE	OPPONENT	RESULTS	SCORE	RECORD
25	Mar. 9	vs. Washington	W	5-2	11-11-3
26	Mar. 10	at Pittsburgh	L	1-6	11-12-3
27	Mar. 14	at Tampa Bay	W	2-0	12-12-3
28	Mar. 16	at Florida	W	4-3	13-12-3
29	Mar. 19	vs. Ottawa	L	3-5	13-13-3
30	Mar. 21	vs. Montreal	L	2-5	13-14-3
31	Mar. 22	vs. Pittsburgh	L	2-4	13-15-3
32	Mar. 24	vs. Florida	W	3-0	14-15-3
33	Mar. 26	at Washington	W	3-2	15-15-3
34	Mar. 28	at Philadelphia	W/SO	4-3	16-15-3
35	Mar. 30	at Pittsburgh	L	0-2	16-16-3
36	Apr. 1	at New Jersey	W	3-1	17-16-3
37	Apr. 2	vs. Winnipeg	W	5-2	18-16-3
38	Apr. 4	at Washington	L/SO	1-2	18-16-4
39	Apr. 6	vs. Tampa Bay	W	4-2	19-16-4
40	Apr. 9	vs. Philadelphia	W	4-1	20-16-4
41	Apr. 11	at Boston	W	2-1	21-16-4
42	Apr. 13	vs. NY Rangers	L/OT	0-1	21-16-5
43	Apr. 16	vs. Florida	W	5-2	22-16-5
44	Apr. 18	at Toronto	W	5-3	23-16-5
45	Apr. 20	at Winnipeg	W/SO	5-4	24-16-5
46	Apr. 23	at Carolina	L/SO	3-4	24-16-6
47	Apr. 25	at Philadelphia	L	1-2	24-17-6
48	Apr. 26	at Buffalo	L/SO	1-2	24-17-7

OPPONENTS

IN THE PAST

STANLEY CUP PLAYOFFS

MEDIA INFORMATION



2011-12 NY ISLANDERS • 34-37-11 (79 PTS) • HEAD COACH – JACK CAPUANO

OPPONENTS

PLAYER	GP	G-A	PTS	+/-	PIM
John Tavares	82	31-50	81	-6	26
Matt Moulson	82	36-33	69	+1	6
PA Parenteau	80	18-49	67	-8	89
Frans Nielsen	82	17-30	47	-3	6
Mark Streit	82	7-40	47	-27	46
Kyle Okposo	79	24-21	45	-15	46
Michael Grabner	78	20-12	32	-10	32
Josh Bailey	80	13-19	32	-18	12
Travis Hamonic	73	2-22	24	+6	73
Andrew MacDonald	47	5-14	19	-5	26
Matt Martin	80	7-7	14	-17	121
Milan Jurcina	65	3-8	11	-34	30
David Ullstrom	29	4-4	8	-2	6
Steve Staios	65	0-8	8	-19	53
Dylan Reese	28	1-6	7	E	11

PLAYER	GP	G-A	PTS	+/-	PIM
Marty Reasoner	61	1-5	6	-25	34
Mark Eaton	62	1-3	4	-17	10
Casey Cizikas	15	0-4	4	+1	6
Jay Pandolfo	62	1-2	3	-14	8
Mike Mottau	29	0-2	2	-10	15
Nino Niederreiter	55	1-0	1	-29	12
Blake Comeau	16	0-0	0	-11	6
Micheal Haley	14	0-0	0	-1	57
Aaron Ness	9	0-0	0	E	2
Rhett Rakhshani	5	0-0	0	E	2
Matt Donovan	3	0-0	0	-3	0
Trevor Gillies	3	0-0	0	-1	0
Ty Wishart	1	0-0	0	E	0
Calvin de Haan	1	0-0	0	+1	0

IN THE PAST

STANLEY CUP PLAYOFFS

GOALTENDER	GP	MINS	GAA	W	L	OT	EN	SO	GA	SA	SV%
Evgeni Nabokov	42	2,378	2.55	19	18	3	10	2	101	1172	.914
Anders Nilsson	4	218	2.75	1	2	0	0	1	10	162	.911
Kevin Poulin	6	296	3.04	2	4	0	0	0	15	162	.907
Al Montoya	31	1,720	3.10	9	11	5	3	0	89	832	.893
Rick DiPietro	8	354	3.73	3	2	3	1	0	22	177	.876

MEDIA INFORMATION

GAME	DATE	OPPONENT	RESULTS	SCORE	RECORD
1	Oct. 8	vs. Florida	L	0-2	0-1-0
2	Oct. 10	vs. Minnesota	W	2-1	1-1-0
3	Oct. 13	vs. Tampa Bay	W	5-1	2-1-0
4	Oct. 15	vs. NY Rangers	W	4-2	3-1-0
5	Oct. 20	at Tampa Bay	L	1-4	3-2-0
6	Oct. 22	at Florida	L	2-4	3-3-0
7	Oct. 25	vs. Pittsburgh	L	0-3	3-4-0
8	Oct. 27	at Pittsburgh	L/SO	2-3	3-4-1
9	Oct. 29	vs. San Jose	L/OT	2-3	3-4-2
10	Nov. 3	vs. Winnipeg	L	0-3	3-5-2
11	Nov. 5	vs. Washington	W	5-3	4-5-2
12	Nov. 7	at Boston	L	2-6	4-6-2
13	Nov. 10	at Colorado	L/OT	3-4	4-6-3
14	Nov. 13	at Vancouver	L	1-4	4-7-3
15	Nov. 15	vs. NY Rangers	L	2-4	4-8-3
16	Nov. 17	vs. Montreal	W	4-3	5-8-3
17	Nov. 19	vs. Boston	L	0-6	5-9-3
18	Nov. 21	at Pittsburgh	L	0-5	5-10-3
19	Nov. 23	vs. Philadelphia	L/OT	3-4	5-10-4
20	Nov. 25	vs. New Jersey	L	0-1	5-11-4
21	Nov. 26	at New Jersey	W	3-2	6-11-4
22	Nov. 29	at Buffalo	W	2-1	7-11-4
23	Dec. 2	at Chicago	L/SO	4-5	7-11-5
24	Dec. 3	at Dallas	W	5-4	8-11-5
25	Dec. 6	vs. Tampa Bay	W	5-1	9-11-5
26	Dec. 8	vs. Chicago	L/OT	2-3	9-11-6
27	Dec. 10	vs. Pittsburgh	L	3-6	9-12-6
28	Dec. 13	at Montreal	L	3-5	9-13-6
29	Dec. 15	vs. Dallas	L	2-3	9-14-6
30	Dec. 17	at Minnesota	W/SO	2-1	10-14-6
31	Dec. 20	at Winnipeg	W/SO	3-2	11-14-6
32	Dec. 22	at NY Rangers	L	2-4	11-15-6
33	Dec. 23	vs. Toronto	L	3-5	11-16-6
34	Dec. 26	at NY Rangers	L	0-3	11-17-6
35	Dec. 29	vs. Calgary	W	3-1	12-17-6
36	Dec. 31	vs. Edmonton	W	4-1	13-17-6
37	Jan. 3	at Carolina	W/SO	4-3	14-17-6
38	Jan. 6	at Anaheim	L	2-4	14-18-6
39	Jan. 7	at Phoenix	L	1-5	14-19-6
40	Jan. 10	vs. Detroit	W	5-1	15-19-6
41	Jan. 12	vs. Philadelphia	L	2-3	15-20-6

GAME	DATE	OPPONENT	RESULTS	SCORE	RECORD
42	Jan. 14	vs. Buffalo	W	4-2	16-20-6
43	Jan. 16	vs. Nashville	L	1-3	16-21-6
44	Jan. 17	at Washington	W	3-0	17-21-6
45	Jan. 19	at Philadelphia	W	4-1	18-21-6
46	Jan. 21	vs. Carolina	W/OT	2-1	19-21-6
47	Jan. 23	at Toronto	L	0-3	19-22-6
48	Jan. 24	vs. Toronto	L/OT	3-4	19-22-7
49	Jan. 31	at Carolina	W	5-2	20-22-7
50	Feb. 3	at Ottawa	W/OT	2-1	21-22-7
51	Feb. 4	vs. Buffalo	L/SO	3-4	21-22-8
52	Feb. 7	at Philadelphia	W/SO	1-0	22-22-8
53	Feb. 9	vs. Montreal	L	2-4	22-23-8
54	Feb. 11	vs. Los Angeles	W/OT	2-1	23-23-8
55	Feb. 12	vs. Florida	L	1-4	23-24-8
56	Feb. 14	at Winnipeg	W	3-1	24-24-8
57	Feb. 16	at St. Louis	L	1-5	24-25-8
58	Feb. 18	vs. Carolina	W	4-3	25-25-8
59	Feb. 20	vs. Ottawa	L	0-6	25-26-8
60	Feb. 21	at Buffalo	L	1-2	25-27-8
61	Feb. 24	vs. NY Rangers	W/SO	4-3	26-27-8
62	Feb. 26	at Ottawa	L	2-5	26-28-8
63	Feb. 28	at Washington	L/OT	2-3	26-28-9
64	Mar. 1	at Philadelphia	L	3-6	26-29-9
65	Mar. 3	at Boston	W	3-2	27-29-9
66	Mar. 4	vs. New Jersey	W	1-0	28-29-9
67	Mar. 8	at New Jersey	L	1-5	28-30-9
68	Mar. 10	vs. New Jersey	L	1-2	28-31-9
69	Mar. 11	at NY Rangers	L/OT	2-3	28-31-10
70	Mar. 13	vs. Washington	L/SO	4-5	28-31-11
71	Mar. 15	vs. Philadelphia	L	2-3	28-32-11
72	Mar. 17	at Montreal	W/SO	3-2	29-32-11
73	Mar. 20	at Toronto	W	5-2	30-32-11
74	Mar. 24	at Tampa Bay	L	3-4	30-33-11
75	Mar. 25	at Florida	W/SO	3-2	31-33-11
76	Mar. 27	at Pittsburgh	W	5-3	32-33-11
77	Mar. 29	vs. Pittsburgh	W	5-3	33-33-11
78	Mar. 31	vs. Boston	L	3-6	33-34-11
79	Apr. 1	vs. Ottawa	L	1-5	33-35-11
80	Apr. 3	at New Jersey	L	1-3	33-36-11
81	Apr. 5	vs. Winnipeg	W	5-4	34-36-11
82	Apr. 7	at Columbus	L	3-7	34-37-11

2010-11 NY ISLANDERS • 30-39-13 (73 PTS) • HEAD COACH – SCOTT GORDON/JACK CAPUANO

PLAYER	GP	G-A	PTS	+/-	PIM
John Tavares	79	29-38	67	-16	53
Matt Moulson	82	31-22	53	-10	24
PA Parenteau	81	20-33	53	-8	46
Michael Grabner	76	34-18	52	+13	10
Blake Comeau	77	24-22	46	-17	43
Frans Nielsen	71	13-31	44	+13	38
Josh Bailey	70	11-17	28	-13	37
Andrew MacDonald	60	4-23	27	+9	37
Travis Hamonic	62	5-21	26	+4	103
Jack Hillen	64	4-18	22	-5	45
Rob Schremp	45	10-12	22	-19	12
James Wisniewski	32	3-18	21	-18	18
Kyle Okposo	38	5-15	20	+3	40
Milan Jurcina	46	4-13	17	-4	30
Radek Martinek	64	3-13	16	-5	35
Matt Martin	68	5-9	14	-13	147
Jesse Joensuu	42	6-3	9	-6	33
Doug Weight	18	2-7	9	-3	10
Zenon Konopka	82	2-7	9	-14	307
Dylan Reese	27	0-6	6	-12	15
Bruno Gervais	53	0-6	6	-14	30

PLAYER	GP	G-A	PTS	+/-	PIM
Ty Wishart	20	1-4	5	+5	10
Jon Sim	34	1-3	4	-10	22
Trent Hunter	17	1-3	4	-3	23
Jeremy Colliton	15	2-1	3	-7	10
Micheal Haley	27	2-1	3	-4	85
Mike Mottau	20	0-3	3	-12	8
Mark Eaton	34	0-3	3	-2	8
Trevor Gillies	39	2-0	2	-3	165
Nino Niederreiter	9	1-1	2	-1	8
Mark Katic	11	0-1	1	-9	4
Justin DiBenedetto	8	0-1	1	-2	2
Shane Sims	1	0-0	0	Even	0
Rhett Rakhshani	2	0-0	0	-1	0
Jamie Doornbosch	1	0-0	0	-1	0
Matt Campanale	1	0-0	0	Even	0
Al Montoya	20	0-1	1	Goalie	2
Rick DiPietro	26	0-1	1	Goalie	25
Dwayne Roloson	20	0-1	1	Goalie	2
Kevin Poulin	10	0-0	0	Goalie	0
Nathan Lawson	10	0-0	0	Goalie	0
Mikko Koskinen	4	0-0	0	Goalie	0

GOALTENDER	GP	MINS	GAA	W	L	OT	EN	SO	GA	SA	SV%
Al Montoya	20	1,154	2.39	9	15	5	0	1	46	585	.921
Dwayne Roloson	20	1,206	2.64	6	13	1	2	0	53	629	.916
Kevin Poulin	10	491	2.44	4	2	1	2	0	20	262	.924
Rick DiPietro	26	1,533	3.44	8	14	4	2	1	88	773	.886
Mikko Koskinen	4	208	4.33	2	1	0	2	0	15	118	.873
Nathan Lawson	10	384	4.06	1	4	2	2	0	26	243	.893

GAME	DATE	OPPONENT	RESULTS	SCORE	RECORD
1	Oct. 9	vs. Dallas	L/SO	4-5	0-0-1
2	Oct. 11	vs. NY Rangers	W	6-4	1-0-1
3	Oct. 13	at Washington	L	1-2	1-1-1
4	Oct. 15	at Pittsburgh	L/OT	2-3	1-1-2
5	Oct. 16	vs. Colorado	W	5-2	2-1-2
6	Oct. 18	at Toronto	W/OT	2-1	3-1-2
7	Oct. 21	at Tampa Bay	W/OT	3-2	4-1-2
8	Oct. 23	at Florida	L	3-4	4-2-2
9	Oct. 27	at Montreal	L	3-5	4-3-2
10	Oct. 29	vs. Montreal	L	1-3	4-4-2
11	Oct. 30	at Philadelphia	L	1-6	4-5-2
12	Nov. 3	at Carolina	L	2-7	4-6-2
13	Nov. 4	at Ottawa	L	1-4	4-7-2
14	Nov. 6	vs. Philadelphia	L	1-2	4-8-2
15	Nov. 10	at Anaheim	L	0-1	4-9-2
16	Nov. 11	at San Jose	L/SO	1-2	4-9-3
17	Nov. 13	at Los Angeles	L	1-5	4-10-3
18	Nov. 17	vs. Tampa Bay	L	2-4	4-11-3
19	Nov. 20	vs. Florida	L	1-4	4-12-3
20	Nov. 21	at Atlanta	L/OT	1-2	4-12-4
21	Nov. 24	vs. Columbus	L/OT	3-4	4-12-5
22	Nov. 26	vs. New Jersey	W	2-0	5-12-5
23	Dec. 2	vs. NY Rangers	L	5-6	5-13-5
24	Dec. 3	at NY Rangers	L	0-2	5-14-5
25	Dec. 5	vs. Philadelphia	L	2-3	5-15-5
26	Dec. 9	at Boston	L	2-5	5-16-5
27	Dec. 11	vs. Atlanta	L	4-5	5-17-5
28	Dec. 13	at Nashville	L	0-5	5-18-5
29	Dec. 16	vs. Anaheim	W	3-2	6-18-5
30	Dec. 18	vs. Phoenix	L/SO	3-4	6-18-6
31	Dec. 22	vs. Tampa Bay	W/OT	2-1	7-18-6
32	Dec. 23	at New Jersey	W	5-1	8-18-6
33	Dec. 26	vs. Montreal	W	4-1	9-18-6
34	Dec. 27	at NY Rangers	L	2-7	9-19-6
35	Dec. 29	vs. Pittsburgh	W/SO	2-1	10-19-6
36	Dec. 31	at Detroit	W/OT	4-3	11-19-6
37	Jan. 3	at Calgary	W	5-2	12-19-6
38	Jan. 6	at Edmonton	L	1-2	12-20-6
39	Jan. 8	at Colorado	W/OT	4-3	13-20-6
40	Jan. 9	at Chicago	L	0-5	13-21-6
41	Jan. 11	vs. Vancouver	L/SO	3-4	13-21-7

GAME	DATE	OPPONENT	RESULTS	SCORE	RECORD
42	Jan. 13	vs. Ottawa	L	4-6	13-22-7
43	Jan. 15	vs. Buffalo	W	5-3	14-22-7
44	Jan. 17	vs. New Jersey	L	2-5	14-23-7
45	Jan. 20	vs. Washington	L	1-2	14-24-7
46	Jan. 21	at Buffalo	W	4-2	15-24-7
47	Jan. 23	vs. Buffalo	L	3-5	15-25-7
48	Jan. 25	at Pittsburgh	L	0-1	15-26-7
49	Jan. 26	vs. Carolina	L	2-4	15-27-7
50	Feb. 1	at Atlanta	W	4-1	16-27-7
51	Feb. 2	at Pittsburgh	L	0-3	16-28-7
52	Feb. 5	vs. Ottawa	W	5-3	17-28-7
53	Feb. 8	vs. Toronto	L	3-5	17-29-7
54	Feb. 10	at Montreal	W/SO	4-3	18-29-7
55	Feb. 11	vs. Pittsburgh	W	9-3	19-29-7
56	Feb. 13	at Buffalo	W/OT	7-6	20-29-7
57	Feb. 15	at Ottawa	W/SO	4-3	21-29-7
58	Feb. 17	vs. Boston	L	3-6	21-30-7
59	Feb. 19	vs. Los Angeles	W	3-0	22-30-7
60	Feb. 21	vs. Florida	W	5-1	23-30-7
61	Feb. 22	at Toronto	L	1-2	23-31-7
62	Feb. 24	at Philadelphia	L/OT	3-4	23-31-8
63	Feb. 26	vs. Washington	L	2-3	23-32-8
64	Mar. 1	at Washington	L/OT	1-2	23-32-9
65	Mar. 2	vs. Atlanta	W	4-1	24-32-9
66	Mar. 5	vs. St. Louis	W	5-2	25-32-9
67	Mar. 6	vs. New Jersey	L/SO	2-3	25-32-10
68	Mar. 8	vs. Toronto	W/OT	4-3	26-32-10
69	Mar. 11	vs. Boston	W	4-2	27-32-10
70	Mar. 12	at New Jersey	L/OT	2-3	27-32-11
71	Mar. 15	at NY Rangers	L	3-6	27-33-11
72	Mar. 18	at Carolina	L/OT	2-3	27-33-12
73	Mar. 19	at Florida	W/SO	4-3	28-33-12
74	Mar. 22	at Tampa Bay	W	5-2	29-33-12
75	Mar. 24	vs. Atlanta	L	1-2	29-34-12
76	Mar. 26	vs. Philadelphia	L	1-4	29-35-12
77	Mar. 30	at New Jersey	L	2-3	29-36-12
78	Mar. 31	vs. NY Rangers	W	6-2	30-36-12
79	Apr. 2	vs. Carolina	L	2-4	30-37-12
80	Apr. 6	at Boston	L	2-3	30-38-12
81	Apr. 8	vs. Pittsburgh	L/SO	3-4	30-38-13
82	Apr. 9	at Philadelphia	L	4-7	30-39-13

OPPONENTS

IN THE PAST

STANLEY CUP PLAYOFFS

MEDIA INFORMATION

2009-10 NY ISLANDERS • 34-37-11 (79 PTS) • HEAD COACH – SCOTT GORDON

OPPONENTS

PLAYER	GP	G-A	PTS	+/-	PIM
John Tavares	82	24-30	54	-15	22
Kyle Okposo	80	19-33	52	-22	34
Mark Streit	82	11-38	49	Even	48
Matt Moulson	82	30-18	48	-1	16
Frans Nielsen	76	12-26	38	+4	6
Blake Comeau	61	17-18	35	-2	40
Josh Bailey	73	16-19	35	+5	18
Richard Park	81	9-22	31	-9	28
Trent Hunter	61	11-17	28	+3	18
Rob Schremp	44	7-18	25	-4	8
Sean Bergenheim	63	10-13	23	+1	45
Jon Sim	77	13-9	22	-4	44
Jack Hillen	69	3-18	21	-5	44
Bruno Gervais	71	3-14	17	-15	31
Doug Weight	36	1-16	17	-1	8
Freddy Meyer	64	4-11	15	-2	40
Jeff Tambellini	36	7-7	14	-8	14
Andy Sutton	54	4-8	12	-3	73

PLAYER	GP	G-A	PTS	+/-	PIM
Tim Jackman	54	4-5	9	-4	98
Andrew MacDonald	46	1-6	7	+4	20
Nate Thompson	39	1-5	6	-14	39
Brendan Witt	42	2-3	5	-18	45
Dylan Reese	19	2-2	4	+4	14
Dustin Kohn	22	0-4	4	-2	4
Radek Martinek	16	2-1	3	-1	12
Matt Martin	5	0-2	2	-1	26
Jesse Joensuu	11	1-0	1	+4	4
Martin Biron	29	0-1	1	Goalie	0
Trevor Gillies	14	0-1	1	-2	75
Rick DiPietro	8	0-1	1	Goalie	2
Mark Flood	6	0-1	1	-4	0
Joel Rechlicz	6	0-0	0	-2	27
Micheal Haley	2	0-0	0	-3	9
Greg Mauldin	1	0-0	0	-1	0
Anton Klementyev	1	0-0	0	Even	0
Dwayne Roloson	50	0-0	0	Goalie	14

IN THE PAST

STANLEY CUP PLAYOFFS

GOALTENDER	GP	MINS	GAA	W	L	OT	EN	SO	GA	SA	SV%
Rick DiPietro	8	462	2.60	2	5	0	2	1	20	201	.900
Dwayne Roloson	50	2,897	3.00	23	18	7	2	1	145	1555	.907
Martin Biron	29	1,634	3.27	9	14	4	0	1	89	859	.896

MEDIA INFORMATION

GAME	DATE	OPPONENT	RESULTS	SCORE	RECORD
1	Oct. 3	PIT	L/SO	2-3	0-0-1
2	Oct. 8	at OTT	L/OT	2-3	0-0-2
3	Oct. 10	at BOS	L/SO	3-4	0-0-3
4	Oct. 12	LAK	L	1-2	0-1-3
5	Oct. 16	at BUF	L	3-6	0-2-3
6	Oct. 17	SJS	L	1-4	0-3-3
7	Oct. 21	CAR	W	4-3	1-3-3
8	Oct. 22	at MTL	L	1-5	1-4-3
9	Oct. 24	WSH	L/OT	2-3	1-4-4
10	Oct. 26	at MTL	L/OT	2-3	1-4-5
11	Oct. 28	NYR	W	3-1	2-4-5
12	Oct. 30	at WSH	W/OT	4-3	3-4-5
13	Oct. 31	BUF	W	5-0	4-4-5
14	Nov. 2	EDM	W	3-1	5-4-5
15	Nov. 4	at BUF	L	0-3	5-5-5
16	Nov. 6	at NJD	L	1-2	5-6-5
17	Nov. 7	ATL	W	6-3	6-6-5
18	Nov. 11	at WSH	L/SO	4-5	6-6-6
19	Nov. 13	at CAR	W/OT	4-3	7-6-6
20	Nov. 14	at FLA	L/SO	4-5	7-6-7
21	Nov. 16	at BOS	W	4-1	8-6-7
22	Nov. 20	at MIN	L	2-3	8-7-7
23	Nov. 21	at STL	L	1-4	8-8-7
24	Nov. 23	at TOR	W/OT	4-3	9-8-7
25	Nov. 25	PHI	L	1-2	9-9-7
26	Nov. 27	PIT	W	3-2	10-9-7
27	Nov. 28	at NJD	L	1-6	10-10-7
28	Dec. 3	at ATL	W	4-1	11-10-7
29	Dec. 5	at TBL	L	0-4	11-11-7
30	Dec. 8	at PHI	L	2-6	11-12-7
31	Dec. 9	at TOR	L	2-3	11-13-7
32	Dec. 12	BOS	W/OT	3-2	12-13-7
33	Dec. 14	FLA	L	1-7	12-14-7
34	Dec. 16	at NYR	W	2-1	13-14-7
35	Dec. 17	NYR	L	2-5	13-15-7
36	Dec. 19	MTL	L	0-3	13-16-7
37	Dec. 21	TBL	L	2-4	13-17-7
38	Dec. 23	TOR	W	3-1	14-17-7
39	Dec. 26	at NYR	W/OT	3-2	15-17-7
40	Dec. 27	PHI	L	1-2	15-18-7
41	Dec. 29	CBJ	W/SO	2-1	16-18-7

GAME	DATE	OPPONENT	RESULTS	SCORE	RECORD
42	Dec. 31	OTT	L/SO	2-3	16-18-8
43	Jan. 2	ATL	W/SO	6-5	17-18-8
44	Jan. 6	at COL	W	3-2	18-18-8
45	Jan. 8	at DAL	L	3-4	18-19-8
46	Jan. 9	at PHX	W/So	5-4	19-19-8
47	Jan. 12	DET	W	6-0	20-19-8
48	Jan. 16	BUF	W/SO	3-2	21-19-8
49	Jan. 18	NJD	W	4-0	22-19-8
50	Jan. 19	at PIT	L	4-6	22-20-8
51	Jan. 21	FLA	W/SO	2-1	23-20-8
52	Jan. 23	NJD	L	2-4	23-21-8
53	Jan. 26	WSH	L	2-7	23-22-8
54	Jan. 28	at CAR	L	1-4	23-23-8
55	Jan. 30	at PHI	L	1-2	23-24-8
56	Jan. 31	at FLA	L	0-2	23-25-8
57	Feb. 4	at TBL	L	2-5	23-26-8
58	Feb. 6	CAR	L	1-3	23-27-8
59	Feb. 9	NSH	W/SO	4-3	24-27-8
60	Feb. 10	at PIT	L	1-3	24-28-8
61	Feb. 13	TBL	W	5-4	25-28-8
62	Feb. 14	OTT	L	3-4	25-29-8
63	Mar. 2	CHI	W	5-3	26-29-8
64	Mar. 4	at ATL	L	3-6	26-30-8
65	Mar. 6	BOS	L	2-3	26-31-8
66	Mar. 9	at PHI	L	2-3	26-32-8
67	Mar. 11	STL	L/SO	1-2	26-32-9
68	Mar. 13	NJD	W	4-2	27-32-9
69	Mar. 14	TOR	W	4-1	28-32-9
70	Mar. 16	at VAN	W	5-2	29-32-9
71	Mar. 19	at ANA	L/OT	4-5	29-32-10
72	Mar. 20	at LAK	L	0-1	29-33-10
73	Mar. 24	at NYR	L	0-5	29-34-10
74	Mar. 25	CLG	W	3-2	30-34-10
75	Mar. 27	at CBJ	W/OT	4-3	31-34-10
76	Mar. 30	NYR	L	3-4	31-35-10
77	Apr. 1	PHI	W	6-4	32-35-10
78	Apr. 3	OTT	W	4-1	33-35-10
79	Apr. 6	MTL	W/SO	4-3	34-35-10
80	Apr. 8	at PIT	L	3-7	34-36-10
81	Apr. 10	at NJD	L	1-7	34-37-10
82	Apr. 11	PIT	L/OT	5-6	34-37-11

2008-09 NY ISLANDERS • 26-47-9 (61 PTS) • HEAD COACH – SCOTT GORDON

PLAYER	GP	G-A	PTS	+/-	PIM
Mark Streit	74	16-40	56	+5	62
Kyle Okposo	65	18-21	39	-6	36
Doug Weight	53	10-28	38	-15	55
Bill Guerin	61	16-20	36	-15	63
Frans Nielsen	59	9-24	33	-4	18
Trent Hunter	55	14-17	31	-8	41
Richard Park	71	14-17	31	-13	34
Andy Hilbert	67	11-16	27	-3	22
Blake Comeau	53	7-18	25	-17	32
Josh Bailey	68	7-18	25	-14	16
Sean Bergenheim	59	15-9	24	-2	64
Mike Comrie	41	7-13	20	-8	26
Bruno Gervais	69	3-16	19	-15	33
Dean McAmmond	62	5-11	16	+7	24
with Ottawa	44	3-4	7	+2	16
with ISLANDERS	18	2-7	9	+5	8
Chris Campoli	51	6-11	17	-20	43
Jon Sim	49	9-6	15	-12	42
Jeff Tambellini	65	7-8	15	-20	32
Tim Jackman	69	5-7	12	-17	155
Radek Martinek	51	6-4	10	-16	28
Andy Sutton	23	2-8	10	+3	40
Freddy Meyer	27	4-5	9	-19	14

PLAYER	GP	G-A	PTS	+/-	PIM
Brendan Witt	65	0-9	9	-34	94
Jack Hillen	40	1-5	6	-9	16
Mike Iggy	11	1-4	5	-3	4
Nate Thompson	43	2-2	4	-11	49
Thomas Pock	59	1-2	3	-17	35
Jesse Joensuu	7	1-2	3	-1	4
Mike Sillinger	7	2-0	2	-5	0
Joe Callahan	18	0-2	2	+5	4
Rick DiPietro	5	0-2	2	Goalie	2
Trevor Smith	7	1-0	1	-3	0
Kurtis McLean	4	1-0	1	+1	0
Joey MacDonald	49	0-1	1	Goalie	6
Joel Rechlicz	17	0-1	1	-1	68
Yann Danis	10	0-0	0	Goalie	0
Jeremy Colliton	6	0-1	0	-2	2
Brett Skinner	11	0-0	0	+3	4
Mitchell Fritz	20	0-0	0	-4	42
Ben Walter	4	0-0	0	-2	0
Andrew MacDonald	3	0-0	0	+2	2
Peter Mannino	3	0-0	0	Goalie	0
Sean Bentivoglio	1	0-0	0	Even	2
Jamie Frazer	1	0-0	0	Even	0

GOALTENDER	GP	MIN	GAA	W	L	OT	EN	SO	GA	SA	SV%
Yann Danis	31	1,760	2.86	10	17	3	1	2	84	933	.910
Joey MacDonald	49	2,792	3.37	14	26	6	7	1	157	1,584	.901
Rick DiPietro	5	256	3.52	1	3	0	0	0	15	139	.892
Peter Mannino	3	133	4.51	1	1	0	0	0	10	87	.885

GAME	DATE	OPPONENT	RESULTS	SCORE	RECORD
1	Oct. 10	at N.J.	L	1-2	0-1-0
2	Oct. 11	STL	W	5-2	1-1-0
3	Oct. 13	BUF	L	1-7	1-2-0
4	Oct. 16	at T.B.	W/OT	4-3	2-2-0
5	Oct. 18	at FLA	L	0-2	2-3-0
6	Oct. 23	DAL	L	3-5	2-4-0
7	Oct. 25	CAR	L	3-4	2-5-0
8	Oct. 27	NYR	L	2-4	2-6-0
9	Oct. 30	at PHI	L/OT	2-3	2-6-1
10	Nov. 1	MTL	L	4-5	2-7-1
11	Nov. 3	CBJ	W/OT	4-3	3-7-1
12	Nov. 4	at NYR	W	2-1	4-7-1
13	Nov. 6	at ATL	L	3-4	4-8-1
14	Nov. 8	PIT	L/SO	3-4	4-8-2
15	Nov. 11	PHI	L	1-3	4-9-2
16	Nov. 13	at OTT	W	3-1	5-9-2
17	Nov. 15	OTT	W	3-2	6-9-2
18	Nov. 17	VAN	W/SO	2-1	7-9-2
19	Nov. 21	at N.J.	L	2-5	7-10-2
20	Nov. 22	at BUF	W	4-2	8-10-2
21	Nov. 24	at MTL	W/SO	4-3	9-10-2
22	Nov. 26	PIT	L	3-5	9-11-2
23	Nov. 28	at BOS	L	2-7	9-12-2
24	Nov. 29	OTT	W	4-2	10-12-2
25	Dec. 4	at WAS	L	2-5	10-13-2
26	Dec. 6	ATL	L	1-5	10-14-2
27	Dec. 8	at TOR	L	2-4	10-15-2
28	Dec. 9	at PHI	L	3-4	10-16-2
29	Dec. 11	at PIT	L	2-9	10-17-2
30	Dec. 13	at CBJ	L	1-3	10-18-2
31	Dec. 16	WAS	L/OT	4-5	10-18-3
32	Dec. 19	at MIN	L	1-4	10-19-3
33	Dec. 20	at NAS	L	0-1	10-20-3
34	Dec. 23	ATL	L	2-4	10-21-3
35	Dec. 26	TOR	W	4-1	11-21-3
36	Dec. 27	at BUF	L/SO	3-4	11-21-4
37	Dec. 29	at NYR	L	4-5	11-22-4
38	Dec. 31	FLA	W	4-2	12-22-4
39	Jan. 2	at PHX	L	4-5	12-23-4
40	Jan. 3	at S.J.	L	3-5	12-24-4
41	Jan. 5	at EDM	L	2-3	12-25-4

GAME	DATE	OPPONENT	RESULTS	SCORE	RECORD
42	Jan. 8	at CGY	L	2-5	12-26-4
43	Jan. 13	NYR	L	1-2	12-27-4
44	Jan. 15	BOS	L	1-2	12-28-4
45	Jan. 17	N.J.	L	1-3	12-29-4
46	Jan. 19	WAS	L/OT	1-2	12-29-5
47	Jan. 21	ANA	W	2-0	13-29-5
48	Jan. 29	at ATL	W	5-4	14-29-5
49	Jan. 31	FLA	W	3-1	15-29-5
50	Feb. 3	T.B.	W	3-1	16-29-5
51	Feb. 5	at FLA	L	2-3	16-30-5
52	Feb. 7	at T.B.	L	0-1	16-31-5
53	Feb. 10	LAK	L/SO	3-4	16-31-6
54	Feb. 11	at N.J.	L	2-4	16-32-6
55	Feb. 14	at PHI	L	1-5	16-33-6
56	Feb. 16	PIT	W/SO	3-2	17-33-6
57	Feb. 18	at NYR	L	1-3	17-34-6
58	Feb. 19	CAR	L	2-6	17-35-6
59	Feb. 21	N.J.	W	4-0	18-35-6
60	Feb. 25	at PIT	L	0-1	18-36-6
61	Feb. 26	MTL	L/SO	4-5	18-36-7
62	Feb. 28	BUF	W	2-0	19-36-7
63	Mar. 2	COL	W	4-2	20-36-7
64	Mar. 5	NYR	L	2-4	20-37-7
65	Mar. 7	N.J.	W	7-3	21-37-7
66	Mar. 8	PHX	W	3-2	22-37-7
67	Mar. 10	at TOR	L/OT	2-3	22-37-8
68	Mar. 12	at MTL	W/OT	3-2	23-37-8
69	Mar. 14	at BOS	L	1-2	23-38-8
70	Mar. 15	at CHI	W	4-2	24-38-8
71	Mar. 20	at CAR	L	4-5	24-39-8
72	Mar. 21	at OTT	L	2-5	24-40-8
73	Mar. 25	MIN	L	2-6	24-41-8
74	Mar. 27	at DET	W	2-0	25-41-8
75	Mar. 28	PHI	L/SO	3-4	25-41-9
76	Apr. 1	at WAS	L	3-5	25-42-9
77	Apr. 2	MTL	L	1-5	25-43-9
78	Apr. 4	T.B.	W	3-1	26-43-9
79	Apr. 7	at CAR	L	0-9	26-44-9
80	Apr. 9	at PIT	L	1-6	26-45-9
81	Apr. 11	PHI	L	2-3	26-46-9
82	Apr. 12	BOS	L	2-6	26-47-9

OPPONENTS

IN THE PAST

STANLEY CUP PLAYOFFS

MEDIA INFORMATION

2007-08 NY ISLANDERS • 35-38-9 (79 PTS) • HEAD COACH – TED NOLAN

OPPONENTS

IN THE PAST

STANLEY CUP PLAYOFFS

MEDIA INFORMATION

PLAYER	GP	G-A	PTS	+/-	PIM
Mike Comrie	76	21-28	49	-21	87
Bill Guerin	81	23-21	44	-15	65
Miroslav Satan	80	16-25	41	-11	39
Trent Hunter	82	12-29	41	-17	43
Josef Vasicek	81	16-19	35	+1	53
Ruslan Fedotenko	67	16-17	33	-9	40
Richard Park	82	12-20	32	-4	20
Mike Sillinger	52	14-12	26	-10	28
Sean Bergenheim	78	10-12	22	-3	62
Bryan Berard	54	5-17	22	-17	48
Chris Campoli	46	4-14	18	-1	16
Marc-Andre Bergeron	46	9-9	18	-14	16
Andy Hilbert	70	8-8	16	+2	18
Blake Comeau	51	8-7	15	+1	22
Radek Martinek	69	0-15	15	-9	40
Bruno Gervais	60	0-13	13	-5	34
Freddy Meyer	57	3-9	12	+2	22
Andy Sutton	58	1-7	8	-6	86
Brendan Witt	59	2-5	7	-8	51
Rick DiPietro	63	0-6	6	Goalie	18
Kyle Okposo	9	2-3	5	+3	2

PLAYER	GP	G-A	PTS	+/-	PIM
Tim Jackman	36	1-3	4	-3	57
Jeff Tambellini	31	1-3	4	-9	8
Frans Nielsen	16	2-1	3	+1	0
Chris Simon	28	1-2	3	-1	43
Rob Davison	34	1-1	2	-6	53
with San Jose	15	0-0	0	-3	21
with ISLANDERS	19	1-1	2	-3	32
Aaron Johnson	30	0-2	2	+2	30
Ben Walter	8	1-0	1	-1	0
Jack Hillen	2	0-1	1	+1	4
Drew Fata	5	0-1	1	-1	4
Jon Sim	2	0-1	1	-1	2
Matthew Spiller	9	0-1	1	-2	7
Darryl Bootland	4	0-1	1	Even	2
Shawn Bates	2	0-1	1	-2	0
Steve Regier	8	0-0	0	-1	4
Kip Brennan	3	0-0	0	Even	12
Jeremy Colliton	16	0-0	0	-4	8
Matt Keith	3	0-0	0	-1	0
Wade Dubielewicz	20	0-0	0	Goalie	0
Joey MacDonald	2	0-0	0	Goalie	0

GOALTENDER	GP	MINS	GAA	W	L	OTL	EN	SO	GA	SA	SV%
Wade Dubielewicz	20	1132	2.70	9	9	1	3	0	51	627	.919
Rick DiPietro	63	3707	2.82	26	28	7	3	3	174	1779	.902
Joey MacDonald	2	120	3.00	0	1	1	0	0	6	73	.918

GAME	DATE	OPPONENT	RESULTS	SCORE	RECORD
1	Oct. 5	at BUF	W	6-4	1-0-0
2	Oct. 6	BUF	W	3-2	2-0-0
3	Oct. 8	WSH	L	1-2	2-1-0
4	Oct. 10	NYR	W	2-1	3-1-0
5	Oct. 11	at TOR	L	1-8	3-2-0
6	Oct. 13	at PHI	L	1-3	3-3-0
7	Oct. 18	at WSH	W	5-2	4-3-0
8	Oct. 20	N.J.	W/OT	4-3	5-3-0
9	Oct. 27	CAR	L	3-8	5-4-0
10	Nov. 1	T.B.	W	4-0	6-4-0
11	Nov. 3	PIT	W	3-2	7-4-0
12	Nov. 6	NYR	W	3-2	8-4-0
13	Nov. 10	N.J.	W	2-1	9-4-0
14	Nov. 12	at PHI	L	2-3	9-5-0
15	Nov. 15	at PIT	L	2-3	9-6-0
16	Nov. 16	at N.J.	W	1-0	10-6-0
17	Nov. 19	at NYR	W	2-1	11-6-0
18	Nov. 21	MTL	L	1-4	11-7-0
19	Nov. 23	at BOS	L	1-2	11-8-0
20	Nov. 24	BOS	W	2-1	12-8-0
21	Nov. 26	DAL	L/OT	2-3	12-8-1
22	Nov. 28	OTT	W/SO	3-2	13-8-1
23	Nov. 29	at NYR	L	2-4	13-9-1
24	Dec. 1	ATL	W	0-4	13-10-1
25	Dec. 3	BOS	L	1-3	13-11-1
26	Dec. 5	at ATL	L/SO	3-4	13-11-2
27	Dec. 7	at FLA	L	0-3	13-12-2
28	Dec. 8	at T.B.	W/OT	3-2	14-12-2
29	Dec. 12	at BUF	L	3-5	14-13-2
30	Dec. 13	PHX	L	3-2	15-13-2
31	Dec. 15	PIT	L	2-3	15-14-2
32	Dec. 19	BUF	L	1-2	15-15-2
33	Dec. 21	at PIT	W	4-2	16-15-2
34	Dec. 22	WSH	W/OT	3-2	17-15-2
35	Dec. 26	TOR	W/OT	4-3	18-15-2
36	Dec. 27	at OTT	L	2-5	18-16-2
37	Dec. 29	N.J.	W	5-2	19-16-2
38	Dec. 31	at CAR	W	4-1	20-16-2
39	Jan. 3	FLA	L/OT	3-4	20-16-3
40	Jan. 5	at COL	L/OT	1-2	20-16-4
41	Jan. 7	at EDM	L	0-4	20-17-4

GAME	DATE	OPPONENT	RESULTS	SCORE	RECORD
42	Jan. 8	at VAN	L/SO	2-3	20-17-5
43	Jan. 11	at CGY	W/SO	5-4	21-17-5
44	Jan. 13	at OTT	W	3-1	22-17-5
45	Jan. 15	MTL	L	1-3	22-18-5
46	Jan. 16	at N.J.	W	3-1	23-18-5
47	Jan. 19	PHI	L	3-5	23-19-5
48	Jan. 21	CAR	L/OT	2-3	23-19-6
49	Jan. 22	at CAR	W	6-3	24-19-6
50	Jan. 24	at BOS	L	1-4	24-20-6
51	Jan. 29	OTT	L	2-5	24-21-6
52	Jan. 31	L.A.	L	1-3	24-22-6
53	Feb. 2	at MTL	L	1-4	24-23-6
54	Feb. 5	ANA	L	0-3	24-24-6
55	Feb. 7	at PIT	L	3-4	24-25-6
56	Feb. 9	at MIN	L/OT	3-4	24-25-7
57	Feb. 12	PHI	W	4-3	25-25-7
58	Feb. 14	at TOR	W	5-4	26-25-7
59	Feb. 16	ATL	W	4-1	27-25-7
60	Feb. 18	S.J.	W	3-2	28-25-7
61	Feb. 20	at WSH	W/SO	3-2	29-25-7
62	Feb. 21	T.B.	W	1-0	30-25-7
63	Feb. 23	at N.J.	L	2-4	30-26-7
64	Feb. 26	PIT	L	2-4	30-27-7
65	Feb. 28	at ATL	W/OT	5-4	31-27-7
66	Mar. 1	PHI	L	1-4	31-28-7
67	Mar. 2	FLA	L	0-1	31-29-7
68	Mar. 4	at NYR	W/SO	4-3	32-29-7
69	Mar. 6	NYR	L	1-4	32-30-7
70	Mar. 8	at PHI	L	1-4	32-31-7
71	Mar. 11	at T.B.	L	4-8	32-32-7
72	Mar. 12	at FLA	L	2-4	32-33-7
73	Mar. 15	at MTL	L	0-3	32-34-7
74	Mar. 18	TOR	L	1-3	32-35-7
75	Mar. 21	at N.J.	W	3-1	33-35-7
76	Mar. 23	at PHI	L	1-4	33-36-7
77	Mar. 24	PIT	W	4-1	34-36-7
78	Mar. 27	at PIT	L	1-3	34-37-7
79	Mar. 29	PHI	L/SO	3-4	34-37-8
80	Apr. 1	N.J.	L/OT	1-2	34-37-9
81	Apr. 3	NYR	L	0-3	34-38-9
82	Apr. 4	at NYR	W/SO	4-3	35-38-9

2006-07 NY ISLANDERS • 40-30-12 (92 PTS) • HEAD COACH – TED NOLAN

PLAYER	GP	G-A	PTS	+/-	PIM
Jason Blake	82	40-29	69	+1	34
Ryan Smyth	71	36-32	68	+2	52
with Edmonton	53	31-22	53	+2	38
with ISLANDERS	18	5-10	15	Even	14
Miroslav Satan	81	27-32	59	-12	46
Mike Sillinger	82	26-33	59	+5	46
Viktor Kozlov	81	25-26	51	+12	28
Alexei Yashin	58	18-32	50	+6	44
Marc-Andre Bergeron	78	14-32	46	-4	38
with Edmonton	55	8-17	25	-9	28
with ISLANDERS	23	6-15	21	+5	10
Tom Poti	78	6-38	44	-1	74
Randy Robitaille	78	11-29	40	-6	44
with Philadelphia	28	5-12	17	-4	22
with ISLANDERS	50	6-17	23	-2	22
Trent Hunter	77	20-15	35	+5	22
Andy Hilbert	81	8-20	28	+10	34
Chris Simon	67	10-17	27	+17	75
Richard Park	82	10-16	26	+4	33
Sean Hill	81	1-24	25	+6	110
Arron Asham	80	11-12	23	+3	63
Richard Zednik	42	7-14	21	-6	18
with Washington	32	6-12	18	-4	16
with ISLANDERS	10	1-2	3	-2	2

PLAYER	GP	G-A	PTS	+/-	PIM
Radek Martinek	43	2-15	17	+19	40
Chris Campoli	51	1-13	14	-3	23
Brendan Witt	81	1-13	14	+14	131
Mike York	32	6-7	13	-9	14
Alexei Zhitnik	30	2-9	11	+13	40
Shawn Bates	48	4-6	10	+13	34
Jeff Tambellini	23	2-7	9	+6	6
Freddy Meyer	60	2-6	8	-4	38
with Philadelphia	25	2-3	5	-4	14
with ISLANDERS	35	0-3	3	Even	24
Bruno Gervais	51	0-6	6	-10	28
Frans Nielsen	15	1-1	2	-2	0
Rick DiPietro	62	0-2	2	Goalie	24
Drew Fata	3	1-0	1	-2	5
Allan Rourke	11	0-1	1	Even	4
Mike Dunham	19	0-1	1	Goalie	0
Blake Comeau	3	0-0	0	Even	0
Jeremy Colliton	1	0-0	0	-1	0
Eric Boguniecki	11	0-0	0	Even	8
Deron Quint	5	0-0	0	Even	0
Steve Regier	1	0-0	0	Even	0
Wade Dubielewicz	8	0-0	0	Goalie	0

GOALTENDER	GP	MINS	GAA	W	L	OTL	EN	SO	GA	SA	SV%
Wade Dubielewicz	8	378	2.06	4	1	0	1	0	13	198	.934
Rick DiPietro	62	3626	2.58	32	19	9	2	5	156	1917	.919
Mike Dunham	19	979	3.74	4	10	3	2	0	61	552	.889

GAME	DATE	OPPONENT	RESULTS	SCORE	RECORD
1	Oct. 5	at PHX	L	3-6	0-1-0
2	Oct. 7	at S.J.	L	0-2	0-2-0
3	Oct. 10	at L.A.	L	2-4	0-3-0
4	Oct. 11	at ANA	W/SO	5-4	1-3-0
5	Oct. 14	BOS	W	4-1	2-3-0
6	Oct. 16	NSH	L/SO	1-2	2-3-1
7	Oct. 19	PIT	L/OT	3-4	2-3-2
8	Oct. 21	CAR	W/OT	4-3	3-3-2
9	Oct. 26	BUF	L	0-3	3-4-2
10	Oct. 28	FLA	W/OT	4-3	4-4-2
11	Oct. 31	CHI	W	5-2	5-4-2
12	Nov. 2	at N.J.	W	5-2	6-4-2
13	Nov. 4	ATL	L	1-4	6-5-2
14	Nov. 6	T.B.	L	1-5	6-6-2
15	Nov. 9	at PHI	W	3-1	7-6-2
16	Nov. 15	at DAL	W	3-0	8-6-2
17	Nov. 17	at T.B.	L/SO	2-3	8-6-3
18	Nov. 18	at FLA	W	4-1	9-6-3
19	Nov. 20	at TOR	L	2-4	9-7-3
20	Nov. 22	CAR	W	4-2	10-7-3
21	Nov. 24	PIT	W	3-1	11-7-3
22	Nov. 25	WSH	W	4-1	12-7-3
23	Nov. 28	at PIT	L	2-3	12-8-3
24	Nov. 30	PHI	L	2-3	12-9-3
25	Dec. 2	at PIT	W	5-3	13-9-3
26	Dec. 3	at NYR	W	7-4	14-9-3
27	Dec. 5	OTT	L	2-4	14-10-3
28	Dec. 7	MTL	L	2-4	14-11-3
29	Dec. 9	FLA	W/OT	5-4	15-11-3
30	Dec. 15	at PIT	L	4-7	15-12-3
31	Dec. 16	ATL	W	6-0	16-12-3
32	Dec. 19	at NYR	W	4-3	17-12-3
33	Dec. 22	at CAR	L	1-5	17-13-3
34	Dec. 23	CBJ	W	4-0	18-13-3
35	Dec. 26	NYR	W	2-0	19-13-3
36	Dec. 27	at OTT	L	0-2	19-14-3
37	Dec. 30	N.J.	L	0-2	19-15-3
38	Jan. 1	at BUF	L	1-3	19-16-3
39	Jan. 2	PHI	L	2-3	19-17-3
40	Jan. 4	at N.J.	L	3-4	19-18-3
41	Jan. 6	at CAR	L	2-4	19-19-3

GAME	DATE	OPPONENT	RESULTS	SCORE	RECORD
42	Jan. 9	at NYR	W	5-3	20-19-3
43	Jan. 11	at BOS	W/SO	5-4	21-19-3
44	Jan. 13	N.J.	L/OT	1-2	21-19-4
45	Jan. 15	T.B.	L	3-4	21-20-4
46	Jan. 16	at PIT	L	2-5	21-21-4
47	Jan. 18	at PHI	W	4-2	22-21-4
48	Jan. 26	at ATL	L/OT	4-5	22-21-5
49	Jan. 27	BUF	W	5-3	23-21-5
50	Jan. 30	DET	L/OT	3-4	23-21-6
51	Feb. 1	at ATL	W	5-2	24-21-6
52	Feb. 3	at MTL	W	4-2	25-21-6
53	Feb. 4	at WSH	L/SO	1-2	25-21-7
54	Feb. 7	PHI	W	2-0	26-21-7
55	Feb. 8	at N.J.	L	0-2	26-22-7
56	Feb. 10	at BOS	L/SO	3-4	26-22-8
57	Feb. 13	at TOR	W/SO	3-2	27-22-8
58	Feb. 15	BOS	W	4-1	28-22-8
59	Feb. 17	N.J.	L	0-2	28-23-8
60	Feb. 19	PIT	W	6-5	29-23-8
61	Feb. 22	TOR	W/SO	3-2	30-23-8
62	Feb. 24	MTL	W	3-2	31-23-8
63	Feb. 27	PHI	W/OT	6-5	32-23-8
64	Mar. 1	STL	L/OT	2-3	32-23-9
65	Mar. 3	at WSH	W	6-2	33-23-9
66	Mar. 5	at NYR	L/SO	1-2	33-23-10
67	Mar. 8	NYR	L	1-2	33-24-10
68	Mar. 10	WSH	W	5-2	34-24-10
69	Mar. 13	at MTL	L	3-5	34-25-10
70	Mar. 15	at OTT	L	2-5	34-26-10
71	Mar. 17	at FLA	L	5-8	34-27-10
72	Mar. 20	at T.B.	L/OT	3-4	34-27-11
73	Mar. 22	PIT	W	3-1	35-27-11
74	Mar. 24	at PHI	W	4-3	36-27-11
75	Mar. 25	NYR	L/OT	1-2	36-27-12
76	Mar. 27	N.J.	L	2-3	36-28-12
77	Mar. 30	at BUF	L	4-6	36-29-12
78	Mar. 31	OTT	L	2-5	36-30-12
79	Apr. 3	NYR	W/SO	3-2	37-30-12
80	Apr. 5	TOR	W	5-2	38-30-12
81	Apr. 7	at PHI	W	4-2	39-30-12
82	Apr. 8	at N.J.	W/SO	3-2	40-30-12

OPPONENTS

IN THE PAST

STANLEY CUP PLAYOFFS

MEDIA INFORMATION

2005-06 NY ISLANDERS • 36-40-6 (78 PTS) • HEAD COACH – STEVE STIRLING/BRAD SHAW

OPPONENTS

IN THE PAST

STANLEY CUP PLAYOFFS

MEDIA INFORMATION

PLAYER	GP	G-A	PTS	+/-	PIM
Miroslav Satan	82	35-31	66	-8	54
Alexei Yashin	82	28-38	66	-14	68
Jason Blake	76	28-29	57	Even	60
Mark Parrish	57	24-17	41	-14	16
Mike York	75	13-39	52	-9	30
Trent Hunter	82	16-19	35	-9	34
Shawn Bates	66	15-19	34	-11	60
Chris Campoli	80	9-25	34	-16	46
Alexei Zhitnik	59	5-24	29	+4	88
Brent Sopel	57	2-25	27	-9	64
Arron Asham	63	9-15	24	-5	103
Oleg Kvasha	49	9-12	21	-2	32
Robert Nilsson	53	6-14	20	-6	26
Radek Martinek	74	1-16	17	-9	32
Brad Lukowich	57	1-12	13	-3	32
Janne Niinimaa	41	1-9	10	-7	62
Joel Bouchard	25	1-8	9	+5	23
Sean Bergenheim	28	4-5	9	-11	20
Jeff Hamilton	13	2-6	8	Even	8
Wyatt Smith	42	0-8	8	-7	26
Bruno Gervais	27	3-4	7	-1	8
Mattias Weinhandl	53	2-4	6	-4	14
Denis Grebeshkov	29	0-5	5	-12	20
with Los Angeles	8	0-2	2	-4	12
with ISLANDERS	21	0-3	3	-8	8

PLAYER	GP	G-A	PTS	+/-	PIM
Eric Godard	57	2-2	4	-2	115
Jeff Tambellini	25	1-3	4	+1	10
with Los Angeles	4	0-0	0	-1	2
with ISLANDERS	21	1-3	4	+2	8
Petteri Nokelainen	15	1-1	2	-1	4
Jeremy Colliton	19	1-1	2	+2	6
Rob Collins	8	1-1	2	+1	0
Allan Rourke	6	0-1	1	+1	0
John Erskine	60	1-0	1	-15	161
with Dallas	26	0-0	0	-3	62
with ISLANDERS	34	1-0	1	-12	99
Rick DiPietro	63	0-1	1	Goalie	28
Tomi Pettinen	18	0-0	0	-2	16
Kevin Colley	16	0-0	0	-2	52
Masi Marjamaki	1	0-0	0	Even	0
Cole Jarrett	1	0-0	0	+1	0
Matt Koalska	3	0-0	0	-1	2
Steve Regier	9	0-0	0	-1	0
Ryan Caldwell	2	0-0	0	-2	2
Garth Snow	20	0-0	0	Goalie	2
Wade Dubielewicz	7	0-0	0	Goalie	0

GOALTENDER	GP	MINS	GAA	W	L	OT	EN	SO	GA	SA	SV%
Wade Dubielewicz	7	310	2.90	2	3	0	1	0	15	145	.897
Rick DiPietro	63	3572	3.02	30	24	5	7	1	180	1797	.900
Garth Snow	20	1096	3.72	4	13	1	4	0	68	595	.886

GAME	DATE	OPPONENT	RESULTS	SCORE	RECORD
1	Oct. 5	at BUF	L	4-6	0-1-0
2	Oct. 8	CAR	W	3-2	1-1-0
3	Oct. 10	FLA	L	1-3	1-2-0
4	Oct. 13	at WSH	W	5-3	2-2-0
5	Oct. 15	at PHI	L	1-5	2-3-0
6	Oct. 19	at NYR	W/SO	3-2	3-3-0
7	Oct. 20	NYR	W	5-4	4-3-0
8	Oct. 22	at MTL	L	3-4	4-4-0
9	Oct. 25	ATL	W	4-3	5-4-0
10	Oct. 27	at NYR	L	1-3	5-5-0
11	Oct. 29	BUF	L	4-6	5-6-0
12	Nov. 1	BOS	W/OT	4-3	6-6-0
13	Nov. 3	PIT	L	1-5	6-7-0
14	Nov. 5	at OTT	L	0-6	6-8-0
15	Nov. 8	at N.J.	W	4-1	7-8-0
16	Nov. 10	at PHI	L	2-3	7-9-0
17	Nov. 12	BOS	W	5-2	8-9-0
18	Nov. 14	at PIT	W/SO	3-2	9-9-0
19	Nov. 16	at ATL	W	7-3	10-9-0
20	Nov. 17	at T.B.	L	2-3	10-10-0
21	Nov. 19	at FLA	W	5-3	11-10-0
22	Nov. 23	BUF	L/SO	3-4	11-10-1
23	Nov. 25	OTT	L	2-6	11-11-1
24	Nov. 26	at PHI	W	4-2	12-11-1
25	Nov. 29	PHI	L	3-4	12-12-1
26	Dec. 4	at DET	W	2-1	13-12-1
27	Dec. 6	at STL	W	6-3	14-12-1
28	Dec. 8	at CBJ	L/SO	3-4	14-12-2
29	Dec. 10	EDM	W/SO	3-2	15-12-2
30	Dec. 13	MIN	L	3-4	15-13-2
31	Dec. 17	COL	W	5-4	16-13-2
32	Dec. 19	at TOR	L	6-9	16-14-2
33	Dec. 21	N.J.	W	4-2	17-14-2
34	Dec. 23	OTT	L	2-4	17-15-2
35	Dec. 26	at BUF	L	3-6	17-16-2
36	Dec. 28	NYR	L	2-6	17-17-2
37	Dec. 30	at OTT	L	3-4	17-18-2
38	Jan. 2	T.B.	L	1-2	17-19-2
39	Jan. 4	FLA	W/OT	4-3	18-19-2
40	Jan. 6	at CAR	L	1-4	18-20-2
41	Jan. 7	CAR	L	0-3	18-21-2

GAME	DATE	OPPONENT	RESULTS	SCORE	RECORD
42	Jan. 10	at NSH	L	1-2	18-22-2
43	Jan. 12	CGY	W	3-2	19-22-2
44	Jan. 14	VAN	L	1-8	19-23-2
45	Jan. 17	at CHI	W/OT	2-1	20-23-2
46	Jan. 19	at CAR	L	3-4	20-24-2
47	Jan. 21	at N.J.	L/SO	2-3	20-24-3
48	Jan. 24	N.J.	L	0-4	20-25-3
49	Jan. 26	PIT	W/SO	4-3	21-25-3
50	Jan. 28	at BOS	W	4-3	22-25-3
51	Jan. 31	WSH	W	5-3	23-25-3
52	Feb. 2	NYR	L	2-5	23-26-3
53	Feb. 4	at PIT	W/SO	5-4	24-26-3
54	Feb. 6	T.B.	L/OT	2-3	24-26-4
55	Feb. 8	at PHI	L	2-5	24-27-4
56	Feb. 11	at N.J.	W	3-1	25-27-4
57	Feb. 28	MTL	L	2-5	25-28-4
58	Mar. 2	N.J.	W/SO	3-2	26-28-4
59	Mar. 4	PHI	W	4-2	27-28-4
60	Mar. 6	at WSH	L	2-5	27-29-4
61	Mar. 7	N.J.	W/SO	2-1	28-29-4
62	Mar. 10	TOR	W/SO	2-1	29-29-4
63	Mar. 11	at BOS	W	3-1	30-29-4
64	Mar. 14	at N.J.	W	6-1	31-29-4
65	Mar. 16	at ATL	L	2-4	31-30-4
66	Mar. 17	at FLA	L	2-4	31-31-4
67	Mar. 19	at T.B.	L	2-5	31-32-4
68	Mar. 21	MTL	W	3-1	32-32-4
69	Mar. 24	at PIT	L/OT	3-4	32-32-5
70	Mar. 25	ATL	W	5-1	33-32-5
71	Mar. 28	at MTL	L	0-2	33-33-5
72	Mar. 29	NYR	L	1-5	33-34-5
73	Mar. 31	PIT	L	0-4	33-35-5
74	Apr. 2	PHI	L	1-4	33-36-5
75	Apr. 5	at TOR	L	2-3	33-37-5
76	Apr. 6	at NYR	L	1-3	33-38-5
77	Apr. 8	WSH	W	5-0	34-38-5
78	Apr. 11	at NYR	W	3-2	35-38-5
79	Apr. 13	TOR	L/OT	3-4	35-38-6
80	Apr. 15	PIT	W/SO	5-4	36-38-6
81	Apr. 17	at PIT	L	1-6	36-39-6
82	Apr. 18	PHI	L	1-4	36-40-6

2003-04 NY ISLANDERS • 38-29-11-4 (91 PTS) • HEAD COACH – STEVE STIRLING

PLAYER	GP	G-A	PTS	+/-	PIM	PLAYER	GP	G-A	PTS	+/-	PIM
Trent Hunter	77	25-26	51	+23	16	Eric Cairns	72	2-6	8	-5	189
Oleg Kvasha	81	15-36	51	+4	48	Radek Martinek	47	4-3	7	-9	43
Mariusz Czerkawski	81	25-24	49	+3	16	Sven Butenschon	41	1-6	7	-3	30
Jason Blake	75	22-25	47	+11	56	Justin Mapletoft	27	1-4	5	-1	6
Adrian Aucoin	81	13-31	44	+20	54	Jason Wiemer	13	1-3	4	-1	24
Michael Peca	76	11-29	49	+17	71	Sean Bergenheim	18	1-1	2	-4	0
Mark Parrish	59	24-11	35	+8	18	Eric Manlow	18	0-2	2	-2	2
Alexei Yashin	47	15-19	34	-1	10	Rick DiPietro	50	0-2	2	Goalie	22
Shawn Bates	69	9-23	32	-8	46	Mattias Timander	5	1-1	2	+2	2
Roman Hamrlik	81	7-22	29	+2	68	Eric Godard	31	0-1	1	-2	97
Kenny Jonsson	79	5-24	29	+25	22	Garth Snow	39	0-1	1	Goalie	28
Janne Niinimaa	82	9-19	28	+12	64	Alexander Karpovtsev	3	0-1	1	+1	4
Dave Scatchard	61	9-16	25	+12	78	Steve Webb	10	0-0	0	-1	4
Arron Asham	79	12-12	24	-12	92	Jeff Hamilton	1	0-0	0	Even	0
Cliff Ronning	40	9-15	24	+3	2	Derek Bekar	4	0-0	0	Even	2
Mattias Weinhandl	55	8-12	20	+9	26	Tomi Pettinen	4	0-0	0	-2	2
Justin Papineau	64	8-5	13	+4	8	Wade Dubielewicz	2	0-0	0	Goalie	0

GOALTENDER	GP	MINS	GAA	W	L	OTL	EN	SO	GA	SA	SV%
Wade Dubielewicz	2	105	1.71	1	0	1	0	0	3	50	.940
Rick DiPietro	50	2844	2.36	23	18	5	1	5	112	1261	.911
Garth Snow	39	2015	2.80	14	15	5	0	1	94	932	.899

GAME	DATE	OPPONENT	RESULTS	SCORE	RECORD	GAME	DATE	OPPONENT	RESULTS	SCORE	RECORD
1	Oct. 9	at WSH	L	1-6	0-1-0-0	42	Jan. 10	NYR	L	2-3	20-18-3-1
2	Oct. 11	at BUF	W	6-0	1-1-0-0	43	Jan. 13	at NYR	L	1-4	20-19-3-1
3	Oct. 14	at ATL	T	2-2	1-1-1-0	44	Jan. 15	at OTT	T	4-4	20-19-4-1
4	Oct. 18	FLA	W	2-1	2-1-1-0	45	Jan. 17	BUF	W	4-2	21-19-4-1
5	Oct. 20	TOR	W	5-2	3-1-1-0	46	Jan. 19	OTT	W	5-2	22-19-4-1
6	Oct. 23	at MTL	L	0-3	3-2-1-0	47	Jan. 20	at TOR	L	0-2	22-20-4-1
7	Oct. 25	PIT	W	7-2	4-2-1-0	48	Jan. 23	at CAR	W	3-2	23-20-4-1
8	Oct. 28	N.J.	L	0-4	4-3-1-0	49	Jan. 24	at ATL	W	3-0	24-20-4-1
9	Oct. 29	at PIT	T	4-4	4-3-2-0	50	Jan. 27	BOS	T	2-2	24-20-5-1
10	Nov. 1	ANA	W	4-1	5-3-2-0	51	Jan. 29	at BOS	L/OT	1-2	24-20-5-2
11	Nov. 3	OTT	W	6-3	6-3-2-0	52	Jan. 31	FLA	W	4-2	25-20-5-2
12	Nov. 6	DAL	W	4-1	7-3-2-0	53	Feb. 3	VAN	W/OT	5-4	26-20-5-2
13	Nov. 8	ATL	L	3-4	7-4-2-0	54	Feb. 5	at MTL	L	1-2	26-21-5-2
14	Nov. 11	at PHI	L	1-2	7-5-2-0	55	Feb. 10	at COL	T	1-1	26-21-6-2
15	Nov. 13	MTL	W	3-1	8-5-2-0	56	Feb. 11	at DAL	T	4-4	26-21-7-2
16	Nov. 15	at NSH	L	3-4	8-6-2	57	Feb. 13	at PHX	W	5-2	27-21-7-2
17	Nov. 19	at FLA	W	4-1	9-6-2-0	58	Feb. 16	L.A.	T	1-1	27-21-8-2
18	Nov. 20	at T.B.	L	2-3	9-7-2-0	59	Feb. 18	PIT	W	4-3	28-21-8-2
19	Nov. 22	at COL	L	1-2	9-8-2-0	60	Feb. 19	at NYR	L	2-6	28-22-8-2
20	Nov. 26	CAR	L	0-2	9-9-2-0	61	Feb. 21	BUF	W	4-1	29-22-8-2
21	Nov. 28	at DET	L	0-6	9-10-2-0	62	Feb. 24	BOS	T	0-0	29-22-9-2
22	Nov. 29	PHI	L	1-5	9-11-2-0	63	Feb. 26	NYR	L	3-6	29-23-9-2
23	Dec. 2	WSH	L	1-4	9-12-2-0	64	Feb. 27	at BUF	W	4-2	30-23-9-2
24	Dec. 4	NYR	L	2-4	9-13-2-0	65	Feb. 29	PIT	L/OT	2-3	30-23-9-3
25	Dec. 6	CHI	W	5-2	10-13-2-0	66	Mar. 2	at PIT	T	3-3	30-23-10-3
26	Dec. 9	T.B.	W	5-2	11-13-2-0	67	Mar. 4	at TOR	L	2-6	30-24-10-3
27	Dec. 10	at N.J.	L/OT	0-1	11-13-2-1	68	Mar. 6	STL	L	2-4	30-25-10-3
28	Dec. 13	ATL	W	4-0	12-13-2-1	69	Mar. 9	at STL	L/OT	2-3	30-25-10-4
29	Dec. 16	N.J.	W	5-4	13-13-2-1	70	Mar. 11	at S.J.	L	4-5	30-26-10-4
30	Dec. 18	at NYR	L	3-4	13-14-2-1	71	Mar. 12	at ANA	W	3-1	31-26-10-4
31	Dec. 20	at PHI	L	1-3	13-15-2-1	72	Mar. 16	at T.B.	W	3-1	32-26-10-4
32	Dec. 21	at WSH	W	5-4	14-15-2-1	73	Mar. 17	at FLA	L	4-6	32-27-10-4
33	Dec. 23	PHI	W	4-2	15-15-2-1	74	Mar. 19	MIN	W	3-1	33-27-10-4
34	Dec. 26	at N.J.	W	4-3	16-15-2-1	75	Mar. 21	T.B.	W	3-0	34-27-10-4
35	Dec. 27	TOR	W	3-1	17-15-2-1	76	Mar. 23	WSH	W	3-0	35-27-10-4
36	Dec. 29	N.J.	W	3-1	18-15-2-1	77	Mar. 25	at PHI	W	4-2	36-27-10-4
37	Dec. 31	at PIT	W	6-1	19-15-2-1	78	Mar. 27	CAR	L	2-3	36-28-10-4
38	Jan. 1	at OTT	L	0-1	19-16-2-1	79	Mar. 28	at N.J.	L	2-3	36-29-10-4
39	Jan. 3	at BOS	T	3-3	19-16-3-1	80	Mar. 31	MTL	W	5-1	37-29-10-4
40	Jan. 6	CGY	L	2-3	19-17-3-1	81	Apr. 2	at CAR	W	6-4	38-29-10-4
41	Jan. 8	EDM	W	3-1	20-17-3-1	82	Apr. 4	PHI	T	3-3	38-29-11-4

OPPONENTS

IN THE PAST

STANLEY CUP PLAYOFFS

MEDIA INFORMATION



2002-03 NY ISLANDERS • 35-34-11-2 (83 PTS) • HEAD COACH – PETER LAVIOLETTE

OPPONENTS

IN THE PAST

STANLEY CUP PLAYOFFS

MEDIA INFORMATION

PLAYER	GP	G-A	PTS	+/-	PIM
Alexei Yashin	81	26-39	65	-12	32
Jason Blake	81	25-30	55	+16	58
Mark Parrish	81	23-25	48	-11	28
Dave Scatchard	81	27-18	45	+9	108
Shawn Bates	74	13-29	43	-9	52
Michael Peca	66	13-29	42	-4	43
Roman Hamrlik	73	9-32	41	+21	87
Adrian Aucoin	73	8-27	35	-5	70
Janne Niinimaa	76	5-29	34	-9	80
with Edmonton	63	4-24	28	-7	66
with ISLANDERS	13	1-5	6	-2	14
Jason Weimer	81	9-19	28	+5	116
Kenny Jonsson	71	8-18	26	-8	24
Oleg Kvasha	69	12-14	26	+4	44
Mattias Weinhandl	47	6-17	23	-2	10
Brad Isbister	53	10-13	23	Even	34
Randy Robitaille	51	6-14	20	+5	10
with Pittsburgh	41	5-12	17	+5	8
with ISLANDERS	10	1-2	3	Even	2
Mattias Timander	80	3-13	16	-2	24
Radek Martinek	66	2-11	13	+15	26

PLAYER	GP	G-A	PTS	+/-	PIM
Justin Papineau	16	3-3	6	Even	4
with St. Louis	11	2-1	3	-1	0
with ISLANDERS	5	1-2	3	+1	4
Claude Lapointe	66	6-6	12	-3	20
Eric Cairns	60	1-4	5	-7	124
Raffi Torres	17	0-5	5	Even	10
Justin Mapletoft	11	2-2	4	-1	2
Sven Butenschon	37	0-4	4	-6	26
Trent Hunter	8	0-4	4	+5	4
Eric Manlow	8	2-1	3	+2	4
Steve Webb	49	1-0	1	-5	75
Eric Godard	19	0-0	0	-3	48
Alan Letang	4	0-0	0	-1	0
Ray Shultz	4	0-0	0	-1	28
Brandon Smith	3	0-0	0	-2	0
Alain Nasreddine	3	0-0	0	Even	2
Tomi Pettinen	2	0-0	0	+1	0
Garth Snow	43	0-0	0	Goalie	24
Chris Osgood	37	0-0	0	Goalie	12
Rick DiPietro	10	0-0	0	Goalie	2

GOALTENDER	GP	MINS	GAA	W	L	OTL	EN	SO	GA	SA	SV%
Garth Snow	43	2390	2.31	16	17	5	8	1	92	1120	.918
Chris Osgood	37	1993	2.92	17	14	4	4	2	97	912	.894
Rick DiPietro	10	585	2.97	2	5	2	1	0	29	273	.894

GAME	DATE	OPPONENT	RESULTS	SCORE	RECORD
1	Oct. 10	at BUF	L	1-5	0-1-0-0
2	Oct. 12	WSH	L	1-2	0-2-0-0
3	Oct. 15	NSH	W/OT	4-3	1-2-0-0
4	Oct. 17	at PHI	T	3-3	1-2-1-0
5	Oct. 19	at ATL	W	5-4	2-2-1-0
6	Oct. 22	CAR	L	1-4	2-3-1-0
7	Oct. 24	FLA	W	5-3	3-3-1-0
8	Oct. 26	PHI	L	2-6	3-4-1-0
9	Oct. 29	PHX	L	2-3	3-5-1-0
10	Oct. 30	at CAR	L	2-4	3-6-1-0
11	Nov. 2	STL	L	1-6	3-7-1-0
12	Nov. 4	CGY	L	2-4	3-8-1-0
13	Nov. 7	at MTL	L	0-3	3-9-1-0
14	Nov. 8	EDM	W	4-2	4-9-1-0
15	Nov. 10	DAL	W	3-2	5-9-1-0
16	Nov. 12	OTT	L	3-5	5-10-1-0
17	Nov. 14	at BOS	L	1-4	5-11-1-0
18	Nov. 16	at PIT	W	3-2	6-11-1-0
19	Nov. 20	at FLA	T	3-3	6-11-2-0
20	Nov. 21	at T.B.	W	7-2	7-11-2-0
21	Nov. 23	at NYR	W	3-1	8-11-2-0
22	Nov. 27	OTT	T	2-2	8-11-3-0
23	Nov. 29	CBJ	L	2-4	8-12-3-0
24	Nov. 30	at OTT	L	2-4	8-13-3-0
25	Dec. 3	VAN	W	2-1	9-13-3-0
26	Dec. 6	TOR	W	4-2	10-13-3-0
27	Dec. 7	at PIT	W	6-3	11-13-3-0
28	Dec. 10	CHI	L	2-3	11-14-3-0
29	Dec. 13	at FLA	T	3-3	11-14-4-0
30	Dec. 14	at T.B.	L	3-4	11-15-4-0
31	Dec. 17	DET	T	2-2	11-15-5-0
32	Dec. 19	at MIN	W	4-2	12-15-5-0
33	Dec. 21	WSH	L	1-3	12-16-5-0
34	Dec. 23	MTL	W	3-1	13-16-5-0
35	Dec. 28	CAR	W/OT	3-0	14-16-5-0
36	Dec. 30	FLA	W	2-1	15-16-5-0
37	Dec. 31	at BUF	W/OT	1-0	16-16-5-0
38	Jan. 3	BOS	W	8-4	17-16-5-0
39	Jan. 4	at PIT	L/OT	2-3	17-16-5-1
40	Jan. 7	PIT	W	6-3	18-16-5-1
41	Jan. 9	PHI	L	0-4	18-17-5-1

GAME	DATE	OPPONENT	RESULTS	SCORE	RECORD
42	Jan. 11	ATL	W	7-3	19-17-5-1
43	Jan. 13	at WSH	L/OT	3-4	19-17-5-2
44	Jan. 15	at N.J.	L	0-5	19-18-5-2
45	Jan. 16	at STL	W/OT	3-2	20-18-5-2
46	Jan. 19	at ATL	W	4-1	21-18-5-2
47	Jan. 21	NYR	L	0-5	21-19-5-2
48	Jan. 24	at PHI	W	3-1	22-19-5-2
49	Jan. 25	at CBJ	L	1-4	22-20-5-2
50	Jan. 28	PIT	W	5-2	23-20-5-2
51	Jan. 30	MTL	W	3-1	24-20-5-2
52	Feb. 4	PHI	L	1-2	24-21-5-2
53	Feb. 7	at WSH	L	0-3	24-22-5-2
54	Feb. 8	BUF	W	3-1	25-22-5-2
55	Feb. 11	T.B.	W	6-2	26-22-5-2
56	Feb. 13	at NSH	L	0-2	26-23-5-2
57	Feb. 15	at L.A.	W	3-2	27-23-5-2
58	Feb. 17	at ANA	T	2-2	27-23-6-2
59	Feb. 19	at S.J.	W	3-0	28-23-6-2
60	Feb. 21	COL	W	4-1	29-23-6-2
61	Feb. 23	BOS	T	4-4	29-23-7-2
62	Feb. 25	at TOR	L	2-5	29-24-7-2
63	Feb. 27	N.J.	T	3-3	29-24-8-2
64	Mar. 1	BUF	W/OT	2-1	30-24-8-2
65	Mar. 3	at NYR	T	1-1	30-24-9-2
66	Mar. 4	T.B.	L	1-3	30-25-9-2
67	Mar. 6	at BOS	L	1-4	30-26-9-2
68	Mar. 8	N.J.	L	2-4	30-27-9-2
69	Mar. 11	at VAN	L	3-4	30-28-9-2
70	Mar. 13	at EDM	W	5-2	31-28-9-2
71	Mar. 15	at OTT	W	5-2	32-28-9-2
72	Mar. 17	at NYR	L	0-1	32-29-9-2
73	Mar. 18	at TOR	T	3-3	32-29-10-2
74	Mar. 20	at MTL	W	6-3	33-29-10-2
75	Mar. 22	N.J.	L	2-4	33-30-10-2
76	Mar. 25	at CHI	W	9-2	34-30-10-2
77	Mar. 28	at TOR	L	2-5	34-31-10-2
78	Mar. 30	at N.J.	L	0-6	34-32-10-2
79	Apr. 1	NYR	T	2-2	34-32-11-2
80	Apr. 3	at DET	L	2-5	34-33-11-2
81	Apr. 5	ATL	L	2-3	34-34-11-2
82	Apr. 6	at CAR	W	2-1	35-34-11-2

2001-02 NY ISLANDERS • 42-28-8-4 (96 PTS) • HEAD COACH – PETER LAVIOLETTE

PLAYER	GP	G-A	PTS	+/-	PIM
Alexei Yashin	78	32-43	75	-3	25
Mark Parrish	78	30-30	60	+10	32
Michael Peca	80	25-35	60	+19	62
Shawn Bates	71	17-35	52	+18	30
Mariusz Czerkawski	82	22-29	51	-8	48
Brad Isbister	79	17-21	38	+1	113
Oleg Kvasha	71	13-25	38	-4	80
Roman Hamrlik	70	11-26	37	+7	78
Adrian Aucoin	81	12-22	34	+23	62
Kenny Jonsson	76	10-22	32	+15	26
Dave Scatchard	80	12-15	27	-4	111
Kip Miller	37	7-17	24	+2	6
Claude Lapointe	80	9-12	21	-9	60
Dick Tarnstrom	62	3-16	19	-12	38
Jason Blake	82	8-10	18	-11	36
Mats Lindgren	59	3-12	15	Even	16
Darren Van Impe	67	3-8	11	+12	59
with NY Rangers	17	1-0	1	+3	12
with Florida	36	1-6	7	+3	31
with ISLANDERS	14	1-2	3	+6	16
Eric Cairns	74	2-5	7	-2	176
Steve Webb	60	2-4	6	Even	104

PLAYER	GP	G-A	PTS	+/-	PIM
Marko Kiprusoff	27	0-6	6	Even	4
Radek Martinek	23	1-4	5	+5	16
Chris Osgood	66	0-4	4	Goalie	10
Juraj Kolnik	7	2-0	2	-2	0
Branislav Mezei	24	0-2	2	+2	12
Ken Sutton	21	0-2	2	-5	8
Evgeny Korolev	17	0-2	2	Even	6
Raffi Torres	14	0-1	1	+2	6
Jim Cummins	12	0-0	0	-6	31
Jason Krog	2	0-0	0	Even	0
Ted Donato	5	0-0	0	-5	4
with ISLANDERS	1	0-0	0	-1	0
with St. Louis	2	0-0	0	-2	2
with Los Angeles	2	0-0	0	-2	2
Alexander Kharitonov	5	0-0	0	-1	4
Ray Schultz	2	0-0	0	-1	5
Ray Giroux	2	0-0	0	-1	2
Marko Tuomainen	1	0-0	0	-1	0
Kevin Haller	1	0-0	0	-1	2
Jason Podollan	1	0-0	0	Even	2
Dave Roche	1	0	0	Even	0
Garth Snow	25	0-0	0	Goalie	14

GOALTENDER	GP	MINS	GAA	W	L	OTL	EN	SO	GA	SA	SV%
Chris Osgood	66	3743	2.50	32	25	6	6	4	156	1727	.910
Garth Snow	25	1217	2.71	10	7	2	3	2	55	549	.900

GAME	DATE	OPPONENT	RESULTS	SCORE	RECORD
1	Oct. 5	at T.B.	.W	3-2	1-0-0-0
2	Oct. 6	at FLA	.W	3-0	2-0-0-0
3	Oct. 10	at PIT	.W	6-3	3-0-0-0
4	Oct. 11	at N.J.	.W	6-4	4-0-0-0
5	Oct. 13	DET	.L/OT	4-5	4-0-0-1
6	Oct. 17	at CAR	.W	4-0	5-0-0-1
7	Oct. 18	CAR	.W/OT	2-1	6-0-0-1
8	Oct. 20	S.J.	.T	2-2	6-0-1-1
9	Oct. 26	at CAR	.W/OT	3-2	7-0-1-1
10	Oct. 28	DAL	.W/OT	3-2	8-0-1-1
11	Oct. 30	FLA	.W	3-2	9-0-1-1
12	Nov. 2	at DET	.L	1-2	9-1-1-1
13	Nov. 3	at PHI	.W	2-1	10-1-1-1
14	Nov. 6	T.B.	.W	3-0	11-1-1-1
15	Nov. 8	NYR	.L	2-6	11-2-1-1
16	Nov. 10	at MTL	.L	2-3	11-3-1-1
17	Nov. 14	at PIT	.T	3-3	11-3-2-1
18	Nov. 16	at COL	.L	0-1	11-4-2-1
19	Nov. 17	at PHX	.L	1-6	11-5-2-1
20	Nov. 19	at DAL	.W	3-2	12-5-2-1
21	Nov. 21	COL	.W	5-4	13-5-2-1
22	Nov. 23	TOR	.W	3-1	14-5-2-1
23	Nov. 24	ANA	.W	5-3	15-5-2-1
24	Nov. 27	WSH	.T	5-5	15-5-3-1
25	Nov. 29	MTL	.T	1-1	15-5-4-1
26	Dec. 1	BUF	.L	2-4	15-6-4-1
27	Dec. 4	PHI	.L	2-3	15-7-4-1
28	Dec. 6	at PHI	.W	2-0	16-7-4-1
29	Dec. 7	at CHI	.L	3-4	16-8-4-1
30	Dec. 11	OTT	.T	2-2	16-8-5-1
31	Dec. 12	at N.J.	.L/OT	2-3	16-8-5-2
32	Dec. 15	FLA	.L	1-3	16-9-5-2
33	Dec. 18	EDM	.W	4-1	17-9-5-2
34	Dec. 21	at NYR	.W	2-1	18-9-5-2
35	Dec. 22	BOS	.L	2-4	18-10-5-2
36	Dec. 27	at OTT	.L	2-5	18-11-5-2
37	Dec. 29	MTL	.W/OT	6-5	19-11-5-2
38	Jan. 1	at WSH	.L	2-3	19-12-5-2
39	Jan. 3	PIT	.W	4-2	20-12-5-2
40	Jan. 5	LA	.L	0-3	20-13-5-2
41	Jan. 6	at ATL	.W	3-2	21-13-5-2

GAME	DATE	OPPONENT	RESULTS	SCORE	RECORD
42	Jan. 8	CGY	.L	2-5	21-14-5-2
43	Jan. 10	at MTL	.L	0-4	21-15-5-2
44	Jan. 12	at BOS	.W	5-4	22-15-5-2
45	Jan. 15	at CGY	.W	4-0	23-15-5-2
46	Jan. 17	at S.J.	.L	2-3	23-16-5-2
47	Jan. 19	at L.A.	.W	3-2	24-16-5-2
48	Jan. 22	NYR	.L	4-5	24-17-5-2
49	Jan. 24	PIT	.L/OT	4-5	24-17-5-3
50	Jan. 26	T.B.	.W	6-2	25-17-5-3
51	Jan. 29	N.J.	.L	1-3	25-18-5-3
52	Jan. 30	at NYR	.W	6-3	26-18-5-3
53	Feb. 4	at FLA	.T	6-6	26-18-6-3
54	Feb. 5	STL	.W	4-3	27-18-6-3
55	Feb. 7	TOR	.W	4-1	28-18-6-3
56	Feb. 10	at MIN	.L	3-4	28-19-6-3
57	Feb. 12	at PHI	.W/OT	1-0	29-19-6-3
58	Feb. 26	BOS	.T	3-3	29-19-7-3
59	Mar. 1	at ATL	.L	3-4	29-20-7-3
60	Mar. 2	ATL	.W	4-1	30-20-7-3
61	Mar. 4	PIT	.L	2-4	30-21-7-3
62	Mar. 7	BUF	.L	0-5	30-22-7-3
63	Mar. 8	at CBJ	.L	2-4	30-23-7-3
64	Mar. 10	ATL	.W	6-1	31-23-7-3
65	Mar. 12	at BUF	.W	3-0	32-23-7-3
66	Mar. 13	at N.J.	.L	2-3	32-24-7-3
67	Mar. 16	at OTT	.L	3-4	32-25-7-3
68	Mar. 19	at TOR	.L/OT	2-3	32-25-7-4
69	Mar. 21	VAN	.W	3-2	33-25-7-4
70	Mar. 23	MIN	.W	2-1	34-25-7-4
71	Mar. 25	NYR	.W	4-2	35-25-7-4
72	Mar. 27	OTT	.L	1-4	35-26-7-4
73	Mar. 28	at TOR	.W	5-4	36-26-7-4
74	Mar. 30	at WSH	.L	2-4	36-27-7-4
75	Apr. 1	N.J.	.W	4-2	37-27-7-4
76	Apr. 3	at BUF	.T	1-1	37-27-8-4
77	Apr. 4	at BOS	.W/OT	2-1	38-27-8-4
78	Apr. 6	WSH	.W	5-4	39-27-8-4
79	Apr. 8	CAR	.L	1-2	39-28-8-4
80	Apr. 11	at NSH	.W	5-2	40-28-8-4
81	Apr. 12	at T.B.	.W	3-1	41-28-8-4
82	Apr. 14	PHI	.W	3-1	42-28-8-4

OPPONENTS

IN THE PAST

STANLEY CUP PLAYOFFS

MEDIA INFORMATION

2000-01 NY ISLANDERS • 21-51-7-3 (52 PTS) • HEAD COACH – BUTCH GORING/LORNE HENNING

OPPONENTS

IN THE PAST

STANLEY CUP PLAYOFFS

MEDIA INFORMATION

PLAYER	GP	G-A	PTS	+/-	PIM
Mariusz Czerkawski	82	30-32	62	-24	48
Roman Hamrlík	76	16-30	46	-20	92
Dave Scatchard	81	21-24	45	-9	114
Tim Connolly	82	10-31	41	-14	42
Brad Isbister	51	18-14	32	-19	59
Claude Lapointe	80	9-23	32	-2	56
Mark Parrish	70	17-13	30	-27	28
Kenny Jonsson	65	8-21	29	-22	30
Bill Muckalt	60	11-15	26	-4	33
Oleg Kvasha	62	11-9	20	-15	46
Garry Galley	56	6-14	20	-4	59
Taylor Pyatt	78	4-14	18	-17	39
Jason Blake	30	4-8	12	-12	24
Zdeno Chara	82	2-7	9	-27	157
Aris Brimanis	56	0-8	8	-12	26
Juraj Kolnik	29	4-3	7	-8	12
Mark Lawrence	36	3-4	7	-9	32
Mats Lindgren	20	3-4	7	+4	10
Steve Martins	59	2-4	6	-16	33
with Tampa Bay	20	1-1	2	-9	13
with ISLANDERS	39	1-3	4	-7	20

PLAYER	GP	G-A	PTS	+/-	PIM
Kevin Haller	30	1-5	6	+5	56
Jeff Toms	39	2-4	6	-7	10
Mike Stapleton	34	1-4	5	-5	2
Branislav Mezei	42	1-4	5	-5	53
Eric Cairns	45	2-2	4	-18	106
Jason Krog	9	0-3	3	+4	0
Craig Berube	60	0-3	3	-5	72
Ray Schultz	13	0-2	2	-1	40
Rick DiPietro	20	0-2	2	Goalie	6
Steve Webb	31	0-2	2	+1	35
Anders Myrvold	12	0-1	1	-2	0
Mathieu Biron	14	0-1	1	+2	12
Evgeny Korolev	8	0-0	0	Even	6
Robert Petrovicky	11	0-0	0	-1	4
Jesse Belanger	12	0-0	0	-5	2
John Vanbiesbrouck	44	0-0	0	Goalie	8
Wade Flaherty	20	0-0	0	Goalie	2
Chris Terreri	18	0-0	0	Goalie	2
with New Jersey	10	0-0	0	Goalie	0
with ISLANDERS	8	0-0	0	Goalie	2

GOALTENDER	GP	MINS	GAA	W	L	OTL	EN	SO	GA	SA	SV%
Chris Terreri	8	443	2.44	2	4	1	2	0	18	205	.912
J. Vanbiesbrouck	44	2390	3.01	10	25	5	4	1	120	1177	.898
Wade Flaherty	20	1017	3.30	6	10	0	3	1	56	470	.881
Rick DiPietro	20	1083	3.49	3	15	1	2	0	63	515	.878

GAME	DATE	OPPONENT	RESULTS	SCORE	RECORD
1	Oct. 6	at T.B.	T	3-3	0-0-1-0
2	Oct. 11	at TOR	L	2-3	0-1-1-0
3	Oct. 14	CGY	L	0-2	0-2-1-0
4	Oct. 17	ANA	L	3-4	0-3-1-0
5	Oct. 20	at ATL	W	5-3	1-3-1-0
6	Oct. 21	at WSH	T	4-4	1-3-2-0
7	Oct. 27	MTL	W	2-1	2-3-2-0
8	Oct. 28	at MTL	W	2-1	3-3-2-0
9	Oct. 31	BOS	W	4-2	4-3-2-0
10	Nov. 1	at FLA	W	3-0	5-3-2-0
11	Nov. 3	at T.B.	L/OT	3-4	5-3-2-1
12	Nov. 5	L.A.	L	1-4	5-4-2-1
13	Nov. 7	NSH	W	2-1	6-4-2-1
14	Nov. 9	at BUF	L	0-3	6-5-2-1
15	Nov. 11	S.J.	L	0-4	6-6-2-1
16	Nov. 16	at L.A.	L	1-5	6-7-2-1
17	Nov. 18	at S.J.	L	3-5	6-8-2-1
18	Nov. 19	at ANA	L	1-2	6-9-2-1
19	Nov. 22	NYR	L/OT	3-4	6-9-2-2
20	Nov. 24	at WSH	L	0-1	6-10-2-2
21	Nov. 25	DET	L	3-4	6-11-2-2
22	Nov. 27	T.B.	W	7-4	7-11-2-2
23	Nov. 30	TOR	L	4-6	7-12-2-2
24	Dec. 1	at N.J.	T	0-0	7-12-3-2
25	Dec. 3	N.J.	T	1-1	7-12-4-2
26	Dec. 6	at FLA	W	4-1	8-12-4-2
27	Dec. 9	ATL	L	2-5	8-13-4-2
28	Dec. 10	at PHI	L	2-5	8-14-4-2
29	Dec. 12	WSH	L	2-3	8-15-4-2
30	Dec. 15	TOR	W	3-2	9-15-4-2
31	Dec. 16	at OTT	L	0-6	9-16-4-2
32	Dec. 19	CAR	W	2-1	10-16-4-2
33	Dec. 21	DAL	L	1-3	10-17-4-2
34	Dec. 23	CBJ	L	5-7	10-18-4-2
35	Dec. 27	BOS	L	2-5	10-19-4-2
36	Dec. 29	ATL	W	5-2	11-19-4-2
37	Dec. 30	BUF	L	0-2	11-20-4-2
38	Jan. 2	MTL	L	0-3	11-21-4-2
39	Jan. 4	at N.J.	L	2-4	11-22-4-2
40	Jan. 6	PHX	L	1-2	11-23-4-2
41	Jan. 7	at CAR	L	2-5	11-24-4-2

GAME	DATE	OPPONENT	RESULTS	SCORE	RECORD
42	Jan. 9	CHI	L	3-6	11-25-4-2
43	Jan. 12	at PIT	L	3-4	11-26-4-2
44	Jan. 13	PIT	W	6-5	12-26-4-2
45	Jan. 16	at COL	L	1-4	12-27-4-2
46	Jan. 19	at MIN	L	2-3	12-28-4-2
47	Jan. 21	at ATL	T	4-4	12-28-5-2
48	Jan. 23	OTT	L	2-3	12-29-5-2
49	Jan. 26	at NYR	W	3-2	13-29-5-2
50	Jan. 27	BUF	L	1-2	13-30-5-2
51	Jan. 31	N.J.	W	3-2	14-30-5-2
52	Feb. 1	at PHI	L	0-2	14-31-5-2
53	Feb. 7	at BUF	L/OT	1-2	14-31-5-3
54	Feb. 9	PHI	L	2-5	14-32-5-3
55	Feb. 10	at MTL	L	3-5	14-33-5-3
56	Feb. 12	at OTT	L	1-3	14-34-5-3
57	Feb. 14	PHI	L	1-3	14-35-5-3
58	Feb. 16	at EDM	W	4-2	15-35-5-3
59	Feb. 18	at VAN	L	2-3	15-36-5-3
60	Feb. 22	PHI	W/OT	4-3	16-36-5-3
61	Feb. 24	FLA	W	5-4	17-36-5-3
62	Feb. 25	at PIT	L	1-6	17-37-5-3
63	Feb. 27	N.J.	L	1-4	17-38-5-3
64	Mar. 1	CAR	L	1-3	17-39-5-3
65	Mar. 3	T.B.	L	0-6	17-40-5-3
66	Mar. 5	at NYR	W	5-2	18-40-5-3
67	Mar. 6	WSH	L	1-5	18-41-5-3
68	Mar. 9	MIN	L	1-4	18-42-5-3
69	Mar. 11	FLA	L	1-4	18-43-5-3
70	Mar. 14	at PIT	W	3-1	19-43-5-3
71	Mar. 17	at CBJ	T	3-3	19-43-6-3
72	Mar. 18	at CAR	L	1-2	19-44-6-3
73	Mar. 20	at STL	W	4-3	20-44-6-3
74	Mar. 23	at DAL	L	1-2	20-45-6-3
75	Mar. 25	at PHX	T	2-2	20-45-7-3
76	Mar. 28	at NYR	L	2-4	20-46-7-3
77	Mar. 29	NYR	L	4-6	20-47-7-3
78	Mar. 31	at BOS	L	2-4	20-48-7-3
79	Apr. 2	PIT	W	4-1	21-48-7-3
80	Apr. 4	at TOR	L	2-4	21-49-7-3
81	Apr. 6	OTT	L	3-4	21-50-7-3
82	Apr. 7	at BOS	L	2-4	21-51-7-3

1999-00 NY ISLANDERS • 24-48-9-1 (58 PTS) • HEAD COACH – BUTCH GORING

PLAYER	GP	G-A	PTS	+/-	PIM
Mariusz Czerkawski	79	35-35	70	-16	34
Brad Isbister	64	22-20	42	-18	100
Tim Connolly	81	14-20	34	-25	44
Claude Lapointe	76	15-16	31	-22	60
Jorgen Jonsson	68	11-17	28	-6	16
Dave Scatchard	44	12-14	26	Even	93
Josh Green	49	12-14	26	-7	41
Kenny Jonsson	65	1-24	25	-15	32
Olli Jokinen	82	11-10	21	Even	80
Jamie Heward	54	6-11	17	-9	26
Jamie Rivers	75	1-16	17	-4	84
Mats Lindgren	43	9-7	16	Even	24
Gino Odjick	46	5-10	15	-7	90
Mike Watt	45	5-6	11	-8	17
Dmitri Nabokov	26	4-7	11	-8	16
Zdeno Chara	65	2-9	11	-27	57
Niklas Andersson	17	3-7	10	-1	4
Eric Cairns	67	2-7	9	-5	196
Raymond Giroux	14	0-9	9	Even	10
Mathieu Biron	60	4-4	8	-13	38
Mikael Andersson	19	0-3	3	-1	4
Johan Davidsson	19	3-4	7	Even	2
Bill Muckalt	12	4-3	7	+5	4
Jason Krog	17	2-4	6	-1	6
Mark Lawrence	29	1-5	6	-13	26

GOALTENDER	GP	MINS	GAA	W	L	OTL	EN	SO	GA	SA	SV%
Stephen Valiquette	6	193	1.87	2	0	0	0	0	6	117	.949
Wade Flaherty	4	182	2.31	0	1	1	1	0	7	81	.914
Felix Potvin	22	1273	3.21	5	14	3	3	1	68	632	.892
Roberto Luongo	24	1292	3.25	7	14	1	2	1	70	730	.904
Kevin Weekes	36	2026	3.41	10	20	4	3	1	115	1173	.902

GAME	DATE	OPPONENT	RESULTS	SCORE	RECORD
1	Oct. 2	at T.B.	L	2-4	0-1-0-0
2	Oct. 10	COL	W	4-2	1-1-0-0
3	Oct. 11	NYR	L	2-4	1-2-0-0
4	Oct. 14	ATL	L	0-2	1-3-0-0
5	Oct. 16	at N.J.	L	1-4	1-4-0-0
6	Oct. 18	at MTL	W	4-2	2-4-0-0
7	Oct. 23	VAN	T	2-2	2-4-1-0
8	Oct. 27	at FLA	L	3-6	2-5-1-0
9	Oct. 30	CAR	L	0-4	2-6-1-0
10	Nov. 3	at NYR	T	3-3	2-6-2-0
11	Nov. 4	MTL	W/OT	2-1	3-6-2-0
12	Nov. 6	at BUF	L	1-2	3-7-2-0
13	Nov. 10	at CAR	W	2-0	4-7-2-0
14	Nov. 12	at CHI	L	0-5	4-8-2-0
15	Nov. 13	STL	L	3-5	4-9-2-0
16	Nov. 19	at COL	W	3-2	5-9-2-0
17	Nov. 21	at EDM	T	4-4	5-9-3-0
18	Nov. 23	at CGY	L	2-3	5-10-3-0
19	Nov. 27	WSH	L	3-4	5-11-3-0
20	Nov. 28	at BOS	W	2-1	6-11-3-0
21	Nov. 30	DAL	L	1-2	6-12-3-0
22	Dec. 2	CGY	L	0-5	6-13-3-0
23	Dec. 4	ATL	L	3-4	6-14-3-0
24	Dec. 7	at WSH	L	2-4	6-15-3-0
25	Dec. 9	MTL	L	2-4	6-16-3-0
26	Dec. 11	at OTT	T	1-1	6-16-4-0
27	Dec. 14	EDM	L	2-4	6-17-4-0
28	Dec. 15	at TOR	L	1-5	6-18-4-0
29	Dec. 18	BUF	T	2-2	6-18-5-0
30	Dec. 19	N.J.	W	5-3	7-18-5-0
31	Dec. 21	PIT	L	0-4	7-19-5-0
32	Dec. 23	NYR	W	4-2	8-19-5-0
33	Dec. 27	BOS	W	3-0	9-19-5-0
34	Dec. 29	TOR	L	1-2	9-20-5-0
35	Dec. 30	at PIT	L	3-9	9-21-5-0
36	Jan. 2	PHI	L	1-4	9-22-5-0
37	Jan. 4	BOS	L	3-7	9-23-5-0
38	Jan. 6	at PHI	L	2-3	9-24-5-0
39	Jan. 8	at BOS	W	5-2	10-24-5-0
40	Jan. 10	PHX	T	2-2	10-24-6-0
41	Jan. 12	at FLA	L	3-4	10-25-6-0

PLAYER	GP	G-A	PTS	+/-	PIM
Ted Drury	55	2-1	3	-8	31
Chris Ferraro	11	1-3	4	+1	8
Steve Webb	65	1-3	4	-4	103
Vladimir Orszagh	11	2-1	3	+1	4
Aris Brimman	18	2-1	3	-5	6
Evgeny Korolev	17	1-2	3	-10	8
Ian Herbers	43	0-3	3	-6	47
with Tampa Bay	37	0-0	0	-12	45
with ISLANDERS	6	0-3	3	+6	2
Sean Haggerty	5	1-1	2	+3	4
Rich Pilon	9	0-2	2	-2	34
Tony Hrkac	7	0-2	2	-1	0
Vlad Cheburkin	17	1-1	2	-3	8
Eric Brewer	26	0-2	2	-11	20
Scott Pearson	2	0-1	1	+1	0
Dallas Eakins	2	0-1	1	+3	2
Ray Schultz	9	0-1	1	+1	30
Kevin Weekes	36	0-1	1	Goalie	0
Daniel Lacroix	1	0-0	0	+1	0
Petr Mika	3	0-0	0	-1	0
Wade Flaherty	4	0-0	0	Goalie	0
Felix Potvin	22	0-0	0	Goalie	2
Stephen Valiquette	6	0-0	0	Goalie	0
Roberto Luongo	24	0-0	0	Goalie	0

GAME	DATE	OPPONENT	RESULTS	SCORE	RECORD
42	Jan. 13	at T.B.	L	2-4	10-26-6-0
43	Jan. 15	NYR	L	2-5	10-27-6-0
44	Jan. 17	OTT	L/OT	3-4	10-27-6-1
45	Jan. 19	at MTL	L	0-3	10-28-6-1
46	Jan. 21	at N.J.	L	0-4	10-29-6-1
47	Jan. 22	T.B.	W	2-0	11-29-6-1
48	Jan. 26	at ANA	W	4-2	12-29-6-1
49	Jan. 29	at S.J.	W/OT	3-2	13-29-6-1
50	Jan. 31	at L.A.	L	2-5	13-30-6-1
51	Feb. 2	NSH	L	4-6	13-31-6-1
52	Feb. 3	at PIT	L	2-4	13-32-6-1
53	Feb. 8	CAR	L	3-4	13-33-6-1
54	Feb. 10	T.B.	W/OT	5-4	14-33-6-1
55	Feb. 12	PIT	W	5-1	15-33-6-1
56	Feb. 13	at NYR	W	4-2	16-33-6-1
57	Feb. 15	S.J.	L	1-4	16-34-6-1
58	Feb. 17	at PHI	T	2-2	16-34-7-1
59	Feb. 19	at N.J.	W	4-2	17-34-7-1
60	Feb. 21	DET	L	0-2	17-35-7-1
61	Feb. 25	at DET	L	2-5	17-36-7-1
62	Feb. 26	PHI	L	1-5	17-37-7-1
63	Feb. 28	WSH	L	2-3	17-38-7-1
64	Mar. 2	OTT	T	5-5	17-38-8-1
65	Mar. 4	BUF	W	4-2	18-38-8-1
66	Mar. 5	at PHI	W/OT	4-3	19-38-8-1
67	Mar. 9	at PHX	L	0-5	19-39-8-1
68	Mar. 10	at DAL	W/OT	4-3	20-39-8-1
69	Mar. 12	at BUF	L	2-4	20-40-8-1
70	Mar. 15	at WSH	L	3-4	20-41-8-1
71	Mar. 16	at ATL	W	4-2	21-41-8-1
72	Mar. 18	FLA	L	2-4	21-42-8-1
73	Mar. 21	PIT	L	2-8	21-43-8-1
74	Mar. 22	at TOR	W	5-2	22-43-8-1
75	Mar. 24	N.J.	L	2-8	22-44-8-1
76	Mar. 26	at CAR	L	1-4	22-45-8-1
77	Mar. 28	at NSH	L	2-3	22-46-8-1
78	Apr. 1	CHI	T	2-2	22-46-9-1
79	Apr. 2	at ATL	L	4-5	22-47-9-1
80	Apr. 6	at OTT	W	2-1	23-47-9-1
81	Apr. 7	TOR	L	1-2	23-48-9-1
82	Apr. 9	FLA	W	3-2	24-48-9-1

OPPONENTS

IN THE PAST

STANLEY CUP PLAYOFFS

MEDIA INFORMATION

1998-99 NY ISLANDERS • 24-48-10 (58 PTS) • HEAD COACH – MIKE MILBURY/BILL STEWART

OPPONENTS

PLAYER	GP	G-A	PTS	+/-	PIM
Robert Reichel	70	19-37	56	-15	50
Zigmund Palffy	50	22-28	50	-6	34
Trevor Linden	82	18-29	47	-14	32
Bryan Smolinski	82	16-24	40	-7	49
Mariusz Czerkawski	78	21-17	38	-10	14
Claude Lapointe	82	14-23	37	-19	62
Mark Lawrence	60	14-16	30	-8	38
Craig Janney	56	5-22	27	-15	14
with Tampa Bay	38	4-18	22	-13	10
with ISLANDERS	18	1-4	5	-2	4
Kenny Jonsson	63	8-18	26	-18	34
Mats Lindgren	60	10-15	25	+2	24
with Edmonton	48	5-12	17	+4	22
with ISLANDERS	12	5-3	8	+2	2
Mike Watt	75	8-17	25	-2	12
Barry Richter	72	6-18	24	-4	34
Ted Donato	55	7-11	18	-10	27
Sergei Nemchinov	67	8-8	16	-17	22
Bryan Berard	31	4-11	15	-6	26
Eric Brewer	63	5-6	11	-14	32
Scott Lachance	59	1-8	9	-19	30
Zdeno Chara	59	2-6	8	-8	83
David Harlock	70	2-6	8	-16	68

IN THE PAST

PLAYER	GP	G-A	PTS	+/-	PIM
Gino Odjick	23	4-3	7	-2	133
Kevin Miller	33	1-5	6	-5	13
Jason Dawe	22	2-3	5	Even	8
Richard Pilon	52	0-4	4	-8	88
Joe Sacco	73	3-0	3	-24	45
Ted Crowley	13	1-2	3	Even	2
Eric Cairns	9	0-3	3	+1	23
Ken Belanger	9	1-1	2	+1	30
Dmitri Nabokov	4	0-2	2	+4	2
Tom Chorske	2	0-1	1	+1	2
Vladimir Orszagh	12	1-0	1	+2	6
Dean Malkoc	2	0-1	1	+3	7
Mike Kennedy	1	0-0	0	Even	2
Ray Schultz	4	0-0	0	-2	7
Tommy Salo	51	0-0	0	Goalie	12
Marcel Cousineau	6	0-0	0	Goalie	0
Vlad Chebatarkin	8	0-0	0	+6	12
Mike Hough	11	0-0	0	-2	2
Warren Luhning	11	0-0	0	-4	8
Felix Potvin	16	0-0	0	Goalie	0
Wade Flaherty	20	0-0	0	Goalie	4
Steve Webb	45	0-0	0	-10	32

STANLEY CUP PLAYOFFS

GOALTENDER	GP	MINS	GAA	W	L	T	EN	SO	GA	SA	SV%
Tommy Salo	51	3018	2.62	17	26	7	5	5	132	1368	.904
Marcel Cousineau	6	293	2.87	0	4	0	0	0	14	119	.882
Wade Flaherty	20	1048	3.03	5	11	2	3	0	53	491	.892
Felix Potvin	16	905	3.71	5	9	1	0	0	56	345	.893

MEDIA INFORMATION

GAME	DATE	OPPONENT	RESULTS	SCORE	RECORD
1	Oct. 10	PIT	L	3-4	0-1-0
2	Oct. 12	at BOS	L	0-3	0-2-0
3	Oct. 14	at T.B.	W	2-0	1-2-0
4	Oct. 17	at STL	W	1-0	2-2-0
5	Oct. 21	EDM	L	2-4	2-3-0
6	Oct. 22	at NYR	L	2-3	2-4-0
7	Oct. 24	BUF	W	5-4	3-4-0
8	Oct. 27	L.A.	W	1-0	4-4-0
9	Oct. 29	N.J.	L	1-2	4-5-0
10	Oct. 31	PHI	W	3-2	5-5-0
11	Nov. 2	FLA	W	6-2	6-5-0
12	Nov. 5	CAR	L	3-6	6-6-0
13	Nov. 7	at MTL	L	2-4	6-7-0
14	Nov. 9	at TOR	W	3-1	7-7-0
15	Nov. 10	at PIT	L	2-3	7-8-0
16	Nov. 12	MTL	W	4-0	8-8-0
17	Nov. 14	WSH	L	3-5	8-9-0
18	Nov. 17	at COL	L	2-5	8-10-0
19	Nov. 20	at DAL	L	2-4	8-11-0
20	Nov. 21	at NSH	W	6-3	9-11-0
21	Nov. 25	PHI	W	4-2	10-11-0
22	Nov. 26	at OTT	L	1-4	10-12-0
23	Nov. 28	CAR	L	1-3	10-13-0
24	Dec. 2	NYR	L	2-3	10-14-0
25	Dec. 4	at WSH	L	1-5	10-15-0
26	Dec. 5	N.J.	L	5-7	10-16-0
27	Dec. 8	COL	L	1-2	10-17-0
28	Dec. 12	T.B.	L/OT	1-2	10-18-0
29	Dec. 15	at S.J.	W	1-0	11-18-0
30	Dec. 17	at L.A.	W/OT	5-4	12-18-0
31	Dec. 18	at ANA	T	2-2	12-18-1
32	Dec. 20	at PHX	L	2-4	12-19-1
33	Dec. 22	STL	T	3-3	12-19-2
34	Dec. 26	BOS	W	4-2	13-19-2
35	Dec. 28	at FLA	L	1-5	13-20-2
36	Dec. 29	at T.B.	L	0-3	13-21-2
37	Dec. 31	at CHI	L	0-1	13-22-2
38	Jan. 2	S.J.	L/OT	3-4	13-23-2
39	Jan. 5	CHI	T	1-1	13-23-3
40	Jan. 7	at PHI	L	0-5	13-24-3
41	Jan. 9	at MTL	L	2-3	13-25-3

GAME	DATE	OPPONENT	RESULTS	SCORE	RECORD
42	Jan. 11	at WSH	L	3-4	13-26-3
43	Jan. 13	at NYR	L/OT	3-4	13-27-3
44	Jan. 16	at FLA	L	0-1	13-28-3
45	Jan. 20	FLA	L	2-5	13-29-3
46	Jan. 21	at PIT	W	5-2	14-29-3
47	Jan. 26	BOS	W	4-1	15-29-3
48	Jan. 29	PHX	T	4-4	15-29-4
49	Jan. 30	at OTT	L	2-9	15-30-4
50	Feb. 3	at DET	L	1-5	15-31-4
51	Feb. 4	at BOS	W	5-4	16-31-4
52	Feb. 7	VAN	T	3-3	16-31-5
53	Feb. 9	WSH	L	1-2	16-32-5
54	Feb. 12	NSH	L	1-2	16-33-5
55	Feb. 13	at BUF	T	2-2	16-33-6
56	Feb. 15	T.B.	T	3-3	16-33-7
57	Feb. 17	PIT	W	3-1	17-33-7
58	Feb. 20	at N.J.	W	3-2	18-33-7
59	Feb. 21	at CAR	L	1-4	18-34-7
60	Feb. 25	TOR	L	1-4	18-35-7
61	Feb. 27	DET	W	3-1	19-35-7
62	Mar. 2	OTT	L	2-4	19-36-7
63	Mar. 4	DAL	L/OT	2-3	19-37-7
64	Mar. 6	at PHI	T	3-3	19-37-8
65	Mar. 7	N.J.	L	2-4	19-38-8
66	Mar. 9	PHI	T	2-2	19-38-9
67	Mar. 11	TOR	L	1-2	19-39-9
68	Mar. 14	NYR	L/OT	2-3	19-40-9
69	Mar. 15	at BUF	L	1-2	19-41-9
70	Mar. 19	at VAN	W	3-1	20-41-9
71	Mar. 21	at CGY	L	1-2	20-42-9
72	Mar. 24	at CAR	L	1-2	20-43-9
73	Mar. 27	OTT	L	3-7	20-44-9
74	Mar. 29	at NYR	L	1-3	20-45-9
75	Mar. 31	at FLA	W	5-3	21-45-9
76	Apr. 3	ANA	T	2-2	21-45-10
77	Apr. 6	BUF	L	3-4	21-46-10
78	Apr. 8	MTL	W	3-1	22-46-10
79	Apr. 10	CAR	L	1-6	22-47-10
80	Apr. 12	at N.J.	W	4-2	23-47-10
81	Apr. 14	at TOR	L/OT	2-3	23-48-10
82	Apr. 17	at PIT	W	7-2	24-48-10

1997-98 NY ISLANDERS • 30-41-11 (71 PTS) • HEAD COACH – RICK BOWNESS/MIKE MILBURY

PLAYER	GP	G-A	PTS	+/-	PIM	PLAYER	GP	G-A	PTS	+/-	PIM
Zigmund Palffy	82	45-42	87	-2	34	Mike Hough	74	5-7	12	-4	27
Robert Reichel	82	25-40	65	-11	32	Mark Janssens	12	0-0	0	-3	34
Bryan Berard	75	14-32	46	-32	59	Richard Pilon	76	0-7	7	+1	291
Bryan Smolinski	81	13-30	43	-16	34	Gino Odjick	48	3-2	5	-2	212
Kenny Jonsson	81	14-26	40	-2	58	with Vancouver	35	3-2	5	-3	181
Jason Dawe	81	20-19	39	+8	42	with ISLANDERS	13	0-0	0	+1	31
with Buffalo	68	19-17	36	+10	36	Ken Belanger	37	3-1	4	+1	101
with ISLANDERS	13	1	2	3	6	Kip Miller	9	1-3	4	-2	2
Trevor Linden	67	17-21	38	-14	82	Dennis Vaske	19	0-3	3	+2	12
with Vancouver	42	7-14	21	-13	49	Doug Houda	31	1-2	3	-6	47
with ISLANDERS	25	10-7	17	-1	33	Dane Jackson	8	1-1	2	+1	4
Tom Chorske	82	12-23	35	+7	39	Vlad Cheburkin	2	0-2	2	-1	0
Sergei Nemchinov	74	10-19	29	+3	24	John Namestnikov	6	0-1	1	-1	4
Travis Green	54	14-12	26	-19	66	Dan Plante	7	0-1	1	-1	6
Mariusz Czerkawski	68	12-13	25	+11	23	Vladimir Orszagh	11	0-1	1	-3	2
Joe Sacco	80	11-14	25	Even	34	Ray Schultz	13	0-1	1	+3	45
with Anaheim	55	8-11	19	-1	24	Wade Flaherty	16	0-1	1	Goalie	0
with ISLANDERS	25	3-3	6	+1	10	Zdeno Chara	25	0-1	1	+1	50
J.J. Daigneault	71	2-21	23	-9	49	Tommy Salo	62	0-1	1	Goalie	31
with Anaheim	53	2-15	17	-10	28	Jeff Libby	1	0-0	0	Even	0
with ISLANDERS	18	0	6	6	21	Mark Lawrence	2	0-0	0	Even	2
Claude Lapointe	78	10-10	20	-9	47	Sean Haggerty	5	0-0	0	-3	0
Todd Bertuzzi	52	7-11	18	-19	58	Warren Luhnning	8	0-0	0	-4	0
Scott Lachance	63	2-11	13	-11	45	Eric Fichaud	17	0-0	0	Goalie	0
Bryan McCabe	56	3-9	12	+9	145	Steve Webb	20	0-0	0	-2	35

GOALTENDER	GP	MINS	GAA	W	L	T	EN	SO	GA	SA	SV%
Wade Flaherty	16	694	1.99	4	4	3	0	3	23	309	.936
Tommy Salo	62	3461	2.64	23	29	5	9	4	152	1617	.906
Eric Fichaud	17	807	2.97	3	8	3	1	1	40	422	.905

\*Wade Flaherty and Tommy Salo shared a shutout vs NYR on Apr 4, 1998

GAME	DATE	OPPONENT	RESULTS	SCORE	RECORD	GAME	DATE	OPPONENT	RESULTS	SCORE	RECORD
1	Oct. 3	at NYR	T	2-2	0-0-1	42	Jan. 3	at PHX	L	1-2	15-22-5
2	Oct. 4	TOR	W	3-0	1-0-1	43	Jan. 6	PIT	L	2-4	15-23-5
3	Oct. 8	WSH	L	3-6	1-1-1	44	Jan. 8	MTL	L	2-8	15-24-5
4	Oct. 11	at WSH	L	1-3	1-2-1	45	Jan. 10	CAR	L/OT	1-2	15-25-5
5	Oct. 13	at FLA	T	2-2	1-2-2	46	Jan. 12	DET	T	1-1	15-25-6
6	Oct. 16	at S.J.	W	5-2	2-2-2	47	Jan. 14	at T.B.	W	7-1	16-25-6
7	Oct. 19	at ANA	W	5-2	3-2-2	48	Jan. 20	at CHI	L	2-5	16-26-6
8	Oct. 21	at L.A.	L	2-3	3-3-2	49	Jan. 22	at STL	T	3-3	16-26-7
9	Oct. 25	ANA	L	2-4	3-4-2	50	Jan. 24	at OTT	L	2-3	16-27-7
10	Oct. 27	S.J.	L	1-2	3-5-2	51	Jan. 26	at PHI	L	1-3	16-28-7
11	Oct. 29	at MTL	W	5-2	4-5-2	52	Jan. 28	PHI	W	6-1	17-28-7
12	Oct. 30	NYR	W	5-3	5-5-2	53	Jan. 30	CAR	W	2-0	18-28-7
13	Nov. 1	L.A.	W	4-2	6-5-2	54	Feb. 1	BOS	T	2-2	18-28-8
14	Nov. 5	EDM	T	4-4	6-5-3	55	Feb. 2	at PIT	W	4-2	19-28-8
15	Nov. 7	at CAR	W	3-2	7-5-3	56	Feb. 4	MTL	W	4-2	20-28-8
16	Nov. 8	CHI	L	2-4	7-6-3	57	Feb. 7	N.J.	L	2-3	20-29-8
17	Nov. 10	N.J.	L	1-3	7-7-3	58	Feb. 25	DAL	L	1-4	20-30-8
18	Nov. 12	at FLA	T	2-2	7-7-4	59	Mar. 1	BOS	L	4-5	20-31-8
19	Nov. 14	at T.B.	W	4-1	8-7-4	60	Mar. 3	PHI	W	3-1	21-31-8
20	Nov. 15	FLA	L	0-1	8-8-4	61	Mar. 6	at BUF	W	4-2	22-31-8
21	Nov. 19	at DET	W	3-2	9-8-4	62	Mar. 7	COL	L	2-4	22-32-8
22	Nov. 20	at N.J.	L	1-5	9-9-4	63	Mar. 10	BUF	T	2-2	22-32-9
23	Nov. 22	at BUF	L	1-6	9-10-4	64	Mar. 12	WSH	L	1-2	22-33-9
24	Nov. 26	NYR	W	4-1	10-10-4	65	Mar. 14	VAN	L	2-6	22-34-9
25	Nov. 28	at PHI	L	1-4	10-11-4	66	Mar. 18	at OTT	T	4-4	22-34-10
26	Nov. 29	STL	W	4-2	11-11-4	67	Mar. 20	at CGY	L	1-4	22-35-10
27	Dec. 2	OTT	L	2-4	11-12-4	68	Mar. 22	at EDM	W	3-1	23-35-10
28	Dec. 3	at CAR	L	3-5	11-13-4	69	Mar. 24	at VAN	L	3-4	23-36-10
29	Dec. 6	PHX	W	4-0	12-13-4	70	Mar. 26	PIT	W	4-3	24-36-10
30	Dec. 9	CGY	L	1-3	12-14-4	71	Mar. 28	at TOR	L/OT	3-4	24-37-10
31	Dec. 11	at PHI	L	3-4	12-15-4	72	Mar. 31	at WSH	L	2-5	24-38-10
32	Dec. 13	FLA	W	4-1	13-15-4	73	Apr. 1	T.B.	W	4-0	25-38-10
33	Dec. 16	at WSH	T	2-2	13-15-5	74	Apr. 4	NYR	W	3-0	26-38-10
34	Dec. 17	BUF	W	4-0	14-15-5	75	Apr. 6	at T.B.	W	3-0	27-38-10
35	Dec. 20	at BOS	W	4-3	15-15-5	76	Apr. 8	N.J.	W	3-2	28-38-10
36	Dec. 22	OTT	L	1-4	15-16-5	77	Apr. 9	at BOS	L	1-4	28-39-10
37	Dec. 26	at N.J.	L	3-4	15-17-5	78	Apr. 11	at MTL	T	3-3	28-39-11
38	Dec. 27	FLA	L	2-6	15-18-5	79	Apr. 13	WSH	L	0-2	28-40-11
39	Dec. 29	at PIT	L	1-5	15-19-5	80	Apr. 15	at NYR	L	2-4	28-41-11
40	Dec. 31	at COL	L	1-3	15-20-5	81	Apr. 16	T.B.	W	4-0	29-41-11
41	Jan. 2	at DAL	L	1-2	15-21-5	82	Apr. 18	at N.J.	W	2-1	30-41-11

OPPONENTS

IN THE PAST

STANLEY CUP PLAYOFFS

MEDIA INFORMATION

1996-97 NY ISLANDERS • 29-41-12 (70 PTS) • HEAD COACH – RICK BOWNESS/MIKE MILBURY

PLAYER	GP	G-A	PTS	+/-	PIM
Zigmund Palffy	80	48-42	90	+21	43
Travis Green	79	23-41	64	-5	38
Bryan Smolinski	64	28-28	56	+9	25
Derek King	70	23-30	53	-6	20
Bryan Berard	82	8-40	48	+1	86
Niklas Andersson	74	12-31	43	+4	57
Marty McInnis	70	20-22	42	-7	20
Bryan McCabe	82	8-20	28	-2	165
Todd Bertuzzi	64	10-13	23	-3	68
Kenny Jonsson	81	3-18	21	+10	24
Robert Reichel	12	5-14	19	+7	4
Claude Lapointe	73	13-5	18	-12	49
Scott Lachance	81	3-11	14	-7	47
Derek Armstrong	50	6-7	13	-8	33
Dan Plante	67	4-9	13	-6	75
Randy Wood	65	6-5	11	-7	61
Brent Hughes	51	7-3	10	-4	57
Doug Houda	70	2-8	10	+1	99
Paul Kruse	48	4-2	6	-5	111
Steve Webb	41	1-4	5	-10	144

PLAYER	GP	G-A	PTS	+/-	PIM
Darius Kasparaitis	18	0-5	5	-7	16
Rich Pilon	52	1-4	5	+4	179
Andreas Johansson	15	2-2	4	-6	0
Dennis Vaske	17	0-4	4	+3	12
Dave McLlwain	4	1-1	2	-2	0
Ken Belanger	18	0-2	2	-1	102
Jason Holland	4	1-0	1	+1	0
Mick Vukota	17	1-0	1	-2	71
Tommy Salo	58	0-1	1	Goalie	4
Tommy Soderstrom	1	0-0	0	Goalie	0
Chris Taylor	1	0-0	0	Even	0
Nick Vachon	1	0-0	0	-1	0
Jarrett Deuling	1	0-0	0	Even	0
Mike Donnelly	3	0-0	0	Even	2
Jim Dowd	3	0-0	0	-1	0
Andrei Vasiliev	3	0-0	0	-3	2
David Archibald	7	0-0	0	-4	4
Corey Foster	7	0-0	0	-2	2
Eric Fichaud	34	0-0	0	Goalie	2

GOALTENDER	GP	MINS	GAA	W	L	T	EN	SO	GA	SA	SV%
Tommy Soderstrom	1	1	0.00	0	0	0	0	0	0	0	.000
Tommy Salo	58	3208	2.82	20	27	8	7	5	151	1425	.904
Eric Fichaud	34	1759	3.10	9	14	4	0	0	91	806	.899

GAME	DATE	OPPONENT	RESULTS	SCORE	RECORD
1	Oct. 4	at L.A.	L	0-1	0-0-1
2	Oct. 5	at S.J.	T	2-2	0-1-1
3	Oct. 9	at OTT	T	3-3	0-1-2
4	Oct. 12	PHI	W	5-1	1-1-2
5	Oct. 17	HFD	L	1-3	1-2-2
6	Oct. 19	at DET	L	2-4	1-3-2
7	Oct. 22	T.B.	L	3-6	1-4-2
8	Oct. 26	S.J.	T	2-2	1-4-3
9	Oct. 30	at HFD	T	2-2	1-4-4
10	Oct. 31	TOR	L	3-5	1-5-4
11	Nov. 2	WSH	W	6-1	2-5-4
12	Nov. 4	at PHI	W	4-3	3-5-4
13	Nov. 6	NYR	T	1-1	3-5-5
14	Nov. 9	at N.J.	L	0-4	3-6-5
15	Nov. 11	COL	L	2-6	3-7-6
16	Nov. 13	VAN	W/OT	5-4	4-7-5
17	Nov. 15	at FLA	T	3-3	4-7-6
18	Nov. 16	OTT	L	1-4	4-8-6
19	Nov. 20	at ANA	T	2-2	4-8-7
20	Nov. 22	at COL	L	2-3	4-9-7
21	Nov. 23	at PHX	T	3-3	4-9-8
22	Nov. 27	PHI	W	4-1	5-9-8
23	Nov. 29	at WSH	W	2-0	6-9-8
24	Nov. 30	BUF	L	2-3	6-10-8
25	Dec. 3	CGY	W	3-1	7-10-8
26	Dec. 5	at FLA	L	2-4	7-11-8
27	Dec. 7	WSH	W	2-0	8-11-8
28	Dec. 10	PHX	W	8-2	9-11-8
29	Dec. 11	at NYR	W	5-3	10-11-8
30	Dec. 14	at T.B.	L	1-4	10-12-8
31	Dec. 17	L.A.	W	4-3	11-12-8
32	Dec. 19	at PHI	L	0-5	11-13-8
33	Dec. 21	DAL	L	2-3	11-14-8
34	Dec. 23	FLA	L/OT	3-4	11-15-8
35	Dec. 26	N.J.	W	4-1	12-15-8
36	Dec. 28	DET	L	1-7	12-16-8
37	Dec. 30	at TOR	L	0-2	12-17-8
38	Jan. 2	at NYR	L	3-4	12-18-8
39	Jan. 4	at MTL	L	1-3	12-19-8
40	Jan. 7	PIT	L	3-5	12-20-8
41	Jan. 10	at PIT	L	2-5	12-21-8

GAME	DATE	OPPONENT	RESULTS	SCORE	RECORD
42	Jan. 11	at T.B.	T	4-4	12-21-9
43	Jan. 13	at NYR	W	4-2	13-21-9
44	Jan. 15	BUF	L	1-2	13-22-9
45	Jan. 20	STL	L	4-6	13-23-9
46	Jan. 22	EDM	W	8-1	14-23-9
47	Jan. 24	at HFD	W	5-2	15-23-9
48	Jan. 25	CHI	W	3-2	16-23-9
49	Jan. 28	at CGY	L	3-4	16-24-9
50	Jan. 30	at VAN	L/OT	1-2	16-25-9
51	Jan. 31	at EDM	L	0-1	16-26-9
52	Feb. 4	ANA	W	4-3	17-26-9
53	Feb. 5	at N.J.	L	1-4	17-27-9
54	Feb. 8	NYR	L	2-5	17-28-9
55	Feb. 11	OTT	T	5-5	17-28-10
56	Feb. 12	at PIT	W	5-1	18-28-10
57	Feb. 15	FLA	W/OT	1-0	19-28-10
58	Feb. 17	MTL	L	1-4	19-29-10
59	Feb. 21	at BUF	L	2-5	19-30-10
60	Feb. 23	PIT	W	4-1	20-30-10
61	Feb. 26	N.J.	L	3-5	20-31-10
62	Feb. 28	at OTT	L	1-4	20-32-10
63	Mar. 2	at WSH	W	2-0	21-32-10
64	Mar. 4	T.B.	L	3-6	21-33-10
65	Mar. 6	BOS	W	5-2	22-33-10
66	Mar. 8	N.J.	W	5-1	23-33-10
67	Mar. 11	at FLA	L	2-3	23-34-10
68	Mar. 13	at T.B.	W	3-0	24-34-10
69	Mar. 15	at BOS	L	2-5	24-35-10
70	Mar. 16	at CHI	L	4-5	24-36-10
71	Mar. 19	FLA	W	7-4	25-36-10
72	Mar. 22	PHI	T	3-3	25-36-11
73	Mar. 26	at BUF	W/OT	3-2	26-36-11
74	Mar. 27	at BOS	W	6-3	27-36-11
75	Mar. 29	BOS	W	8-2	28-36-11
76	Apr. 2	at DAL	L	4-5	28-37-11
77	Apr. 3	at STL	T	5-5	28-37-12
78	Apr. 5	T.B.	L	2-3	28-38-12
79	Apr. 7	at MTL	L	1-2	28-39-12
80	Apr. 9	MTL	L	1-3	28-40-12
81	Apr. 11	HFD	W	6-4	29-40-12
82	Apr. 12	at WSH	L	2-6	29-41-12

1995-96 NY ISLANDERS • 22-50-10 (54 PTS) • HEAD COACH – MIKE MILBURY

PLAYER	GP	G-A	PTS	+/-	PIM
Zigmund Palffy	81	43-44	87	-17	56
Travis Green	69	25-45	70	-20	2
Mathieu Schneider	65	11-36	47	-18	93
Marty McInnis	74	12-34	46	-11	39
Wendel Clark	58	24-19	43	-12	60
Todd Bertuzzi	76	18-21	39	-14	83
Alexander Semak	69	20-14	34	-4	68
Derek King	61	12-20	32	-10	23
Kenny Jonsson	66	4-26	30	+7	32
with Toronto	50	4-22	26	+12	22
with ISLANDERS	16	0-4	4	-5	10
Niklas Andersson	47	14-12	26	-3	12
Bryan McCabe	82	7-16	23	-24	156
Patrick Flatley	56	8-9	17	-24	21
Darby Hendrickson	62	7-10	17	-8	80
with Toronto	46	6-6	12	-2	47
with ISLANDERS	16	1	4	-5	33
Scott Lachance	55	3-10	13	-19	54
Bob Sweeney	66	6-6	12	-23	59
Martin Straka	22	2-10	12	-6	6
Chris Luongo	74	3-7	10	-23	55
Pat Conacher	55	6-3	9	-13	18
with Los Angeles	35	5-2	7	-8	18
with Calgary	7	0-0	0	-1	0
with ISLANDERS	13	1-1	2		0
Brent Severyn	65	1-8	9	+3	180
Dan Plante	73	5-3	8	-22	50
Darius Kasparaitis	46	1-7	8	-12	93

GOALTENDER	GP	MINS	GAA	W	L	T	EN	SO	GA	SA	SV%
Eric Fichaud	24	1234	3.31	7	12	2	2	1	68	591	.897
Jamie McLennan	13	636	3.68	3	9	1	1	0	39	303	.886
Tommy Soderstrom	51	2590	3.87	11	22	6	0	2	167	1203	.878
Tommy Salo	10	523	4.02	1	7	1	3	0	35	215	.860

GAME	DATE	OPPONENT	RESULTS	SCORE	RECORD
1	Oct. 7	at BOS	T	4-4	0-0-1
2	Oct. 10	at TOR	L	3-7	0-1-1
3	Oct. 14	PHI	L	0-3	0-2-1
4	Oct. 15	at FLA	L	3-5	0-3-1
5	Oct. 17	NYR	L	1-5	0-4-1
6	Oct. 20	MTL	W	2-0	1-4-1
7	Oct. 25	at PHI	L	1-3	1-5-1
8	Oct. 26	PIT	L	5-7	1-6-1
9	Oct. 28	PHI	T	5-5	1-6-2
10	Oct. 31	at FLA	W/OT	5-4	2-6-2
11	Nov. 3	at T.B.	L	3-5	2-7-2
12	Nov. 4	WSH	L	2-3	2-8-2
13	Nov. 7	VAN	L	2-5	2-9-2
14	Nov. 10	at NYR	L	1-4	2-10-2
15	Nov. 11	STL	L	1-4	2-11-2
16	Nov. 14	at S.J.	W	5-3	3-11-2
17	Nov. 16	at L.A.	L	2-9	3-12-2
18	Nov. 17	at ANA	L/OT	1-2	3-13-2
19	Nov. 22	L.A.	W	5-2	4-13-2
20	Nov. 24	at BUF	T	1-1	4-13-3
21	Nov. 25	T.B.	L	1-2	4-14-3
22	Nov. 28	COL	L	3-7	4-15-3
23	Nov. 30	at OTT	W	5-3	5-15-3
24	Dec. 2	N.J.	W	4-1	6-15-3
25	Dec. 5	PIT	L	3-6	6-16-3
26	Dec. 6	at HFD	L	4-7	6-17-3
27	Dec. 9	at N.J.	L	2-4	6-18-3
28	Dec. 10	PHI	W	6-2	7-18-3
29	Dec. 12	FLA	L	1-3	7-19-3
30	Dec. 14	at WSH	L/OT	3-4	7-20-3
31	Dec. 16	HFD	T	3-3	7-20-4
32	Dec. 19	at STL	L	1-4	7-21-4
33	Dec. 21	at DAL	T	3-3	7-21-5
34	Dec. 23	WSH	W	3-1	8-21-5
35	Dec. 26	BOS	T	3-3	8-22-6
36	Dec. 27	at N.J.	L	3-5	8-23-6
37	Dec. 31	at BUF	W	5-2	9-22-6
38	Jan. 4	MTL	T	2-2	9-22-7
39	Jan. 6	OTT	W	5-4	10-22-7
40	Jan. 9	CHI	T	3-3	10-22-8
41	Jan. 11	TOR	W	4-3	11-22-8

PLAYER	GP	G-A	PTS	+/-	PIM
Kirk Muller	15	4-3	7	-10	15
Andrey Vasilyev	10	2-5	7	+4	2
Dennis Vaske	19	1-6	7	-13	21
Bob Beers	13	0-5	5	-2	10
Derek Armstrong	19	1-3	4	-6	14
Milan Tichy	8	0-4	4	+3	8
Brad Dalgarno	18	1-2	3	-2	14
Brett Lindros	18	1-2	3	-6	47
Rich Pilon	27	0-3	3	-9	72
Mick Vukota	32	1-1	2	-3	106
Craig Darby	10	0-2	2	-1	0
Dean Chynoweth	14	0-1	1	-4	40
Danton Cole	10	1-0	1	Even	0
Jason Herter	1	0-1	1	+1	0
Andreas Johansson	3	0-1	1	+1	0
Chris Taylor	11	0-1	1	+1	2
Micah Avazoff	12	0-1	1	-6	6
Jarrett Deuling	14	0-1	1	-1	11
Eric Fichaud	24	0-1	1	Goalie	0
Jason Strudwick	1	0-0	0	Even	7
Grigori Panteleev	4	0-0	0	-3	0
Jason Widmer	4	0-0	0	Even	7
Mike MacWilliam	6	0-0	0	-1	14
Ken Belanger	7	0-0	0	-2	27
Bob Halkidis	5	0-0	0	-3	30
Tommy Salo	10	0-0	0	Goalie	0
Jamie McLennan	13	0-0	0	Goalie	2
Tommy Soderstrom	51	0-0	0	Goalie	7

GAME	DATE	OPPONENT	RESULTS	SCORE	RECORD
42	Jan. 15	T.B.	W	3-2	12-22-8
43	Jan. 17	HFD	L	3-6	12-23-8
44	Jan. 22	at COL	L	3-5	12-24-8
45	Jan. 24	at CGY	L	1-4	12-25-8
46	Jan. 26	at EDM	L	1-4	12-26-8
47	Jan. 27	at VAN	L	3-6	12-27-8
48	Jan. 30	BUF	W/OT	5-4	13-27-8
49	Feb. 2	at WSH	L/OT	5-6	13-28-8
50	Feb. 4	DAL	W	5-3	14-28-8
51	Feb. 6	NYR	L	2-4	14-29-8
52	Feb. 8	at NYR	L	2-6	14-30-8
53	Feb. 10	ANA	W	4-3	15-30-8
54	Feb. 12	OTT	L	1-4	15-31-8
55	Feb. 15	CGY	L	3-6	15-32-8
56	Feb. 17	S.J.	W	4-2	16-32-8
57	Feb. 22	at NYR	W	5-3	17-32-8
58	Feb. 23	T.B.	L/OT	2-3	17-33-8
59	Feb. 25	EDM	W	2-0	18-33-8
60	Feb. 27	DET	L	2-6	18-34-8
61	Feb. 29	at DET	L	1-5	18-35-8
62	Mar. 1	at N.J.	L	2-6	18-36-8
63	Mar. 3	WPG	L	5-7	18-37-8
64	Mar. 5	BOS	W	5-3	19-37-8
65	Mar. 7	at BOS	L	3-4	19-38-8
66	Mar. 9	at WPG	W	4-2	20-38-8
67	Mar. 16	at PIT	L	2-4	20-39-8
68	Mar. 17	at CHI	L	1-5	20-40-8
69	Mar. 19	at PHI	L	1-4	20-41-8
70	Mar. 21	at FLA	L	2-3	20-42-8
71	Mar. 23	N.J.	L/OT	2-3	20-43-8
72	Mar. 25	at MTL	L	1-4	20-44-8
73	Mar. 26	WSH	L	1-7	20-45-8
74	Mar. 30	at HFD	L	1-3	20-46-8
75	Mar. 31	NYR	L	1-4	20-47-8
76	Apr. 2	PHI	L	2-6	20-48-8
77	Apr. 5	at OTT	L	2-4	20-49-8
78	Apr. 6	BUF	W	3-0	21-49-8
79	Apr. 8	at T.B.	L	3-4	21-50-8
80	Apr. 10	at PIT	W	6-2	22-50-8
81	Apr. 12	FLA	T	1-1	22-50-9
82	Apr. 13	at MTL	T	5-5	22-50-10

OPPONENTS

IN THE PAST

STANLEY CUP PLAYOFFS

MEDIA INFORMATION



1994-95 NY ISLANDERS • 15-28-5 (35 PTS) • HEAD COACH – LORNE HENNING

OPPONENTS

PLAYER	GP	G-A	PTS	+/-	PIM
Ray Ferraro	47	22-21	43	+1	30
Mathieu Schneider	43	8-21	29	-8	79
with Montreal	30	5-15	20	-3	49
with ISLANDERS	13	3-6	9	-5	30
Kirk Muller	45	11-16	27	-18	47
with Montreal	33	8-11	19	-21	33
with ISLANDERS	12	3-5	8	+3	14
Patrick Flatley	45	7-20	27	+9	12
Pierre Turgeon	34	13-14	27	-12	10
Steve Thomas	47	11-15	26	-14	60
Derek King	43	10-16	26	-5	41
Zigmund Palffy	33	10-7	17	+3	6
Marty McInnis	41	9-7	16	-1	8
Vladimir Malakhov	26	3-13	26	-1	32
Scott Lachance	26	6-7	13	+2	26
Travis Green	42	5-7	12	-10	25
Dennis Vaske	41	1-11	12	+3	53
Benoit Hogue	33	6-4	10	Even	34
Troy Loney	26	5-4	9	Even	23
Bob Beers	22	2-7	9	-8	6
Brent Severyn	28	2-4	6	-2	71
with Florida	9	1-1	2	-3	37
with ISLANDERS	19	1-3	4	+1	34
Brad Dalgarno	22	3-2	5	-8	14

IN THE PAST

STANLEY CUP PLAYOFFS

GOALTENDER	GP	MINS	GAA	W	L	T	EN	SO	GA	SA	SV%
Tommy Salo	6	358	3.02	1	5	0	0	0	18	171	.905
Tommy Soderstrom	26	1350	3.11	8	12	3	2	1	70	647	.902
Jamie McLennan	21	1185	3.39	6	11	2	1	0	67	472	.876

MEDIA INFORMATION

GAME	DATE	OPPONENT	RESULTS	SCORE	RECORD
1	Jan. 21	FLA	.W	2-1	1-0-0
2	Jan. 22	OTT	.T	3-3	1-0-1
3	Jan. 24	PHI	.W	4-3	2-0-1
4	Jan. 27	at WSH	.L	2-5	2-1-1
5	Jan. 28	T.B.	.L	1-4	2-2-1
6	Jan. 31	at FLA	.W	5-1	3-2-1
7	Feb. 2	at PHI	.W/OT	5-4	4-2-1
8	Feb. 4	at MTL	.L	2-4	4-3-1
9	Feb. 7	at T.B.	.L	2-5	4-4-1
10	Feb. 9	PIT	.L	2-5	4-5-1
11	Feb. 11	BUF	.W	2-1	5-5-1
12	Feb. 14	QUE	.L	2-3	5-6-1
13	Feb. 17	at N.J.	.T	2-2	5-6-2
14	Feb. 18	N.J.	.W	3-2	6-6-2
15	Feb. 20	at MTL	.L/OT	2-3	6-7-2
16	Feb. 22	at BUF	.T	3-3	6-7-3
17	Feb. 23	T.B.	.L	1-4	6-8-3
18	Feb. 25	PIT	.W	3-1	7-8-3
19	Feb. 28	MTL	.W	2-1	8-8-3
20	Mar. 2	WSH	.L	3-4	8-9-3
21	Mar. 5	at OTT	.L	1-3	8-10-3
22	Mar. 7	HFD	.W	3-1	9-10-3
23	Mar. 9	at PIT	.L	2-4	9-11-3
24	Mar. 11	at QUE	.L	1-2	9-12-3

PLAYER	GP	G-A	PTS	+/-	PIM
Chris Marinucci	12	1-4	5	-1	2
Ron Sutter	27	1-4	5	-8	21
Brett Lindros	33	1-3	4	-8	100
Chris Luongo	47	1-3	4	-2	36
Paul Stanton	18	0-4	4	-6	9
Chris Taylor	10	0-3	3	+1	2
Yan Kaminsky	2	1-1	2	+2	0
Rich Pilon	20	1-1	2	-3	40
Craig Darby	13	0-2	2	-6	0
with Montreal	10	0-2	2	-5	0
with ISLANDERS	3	0-0	0	-1	0
Dean Chynoweth	32	0-2	2	+9	77
Mick Vukota	40	0-2	2	+1	109
Tommy Salo	6	0-1	1	Goalie	0
Kip Miller	8	0-1	1	+1	0
Darius Kasparaitis	13	0-1	1	-11	22
Jason Widmer	1	0-0	0	-1	0
Milan Tichy	2	0-0	0	-1	2
Andrey Vasilyev	2	0-0	0	Even	2
Gord Dineen	9	0-0	0	-5	2
David Chyzowski	13	0-0	0	-2	11
Jamie McLennan	21	0-0	0	Goalie	2
Tommy Soderstrom	26	0-0	0	Goalie	2

GAME	DATE	OPPONENT	RESULTS	SCORE	RECORD
25	Mar. 14	at HFD	.L	4-6	9-13-3
26	Mar. 16	at BUF	.L	3-6	9-14-3
27	Mar. 18	at BOS	.L	3-4	9-15-3
28	Mar. 23	NYR	.W	1-0	10-15-3
29	Mar. 25	at HFD	.L	1-5	10-16-3
30	Mar. 26	N.J.	.T	5-5	10-16-4
31	Mar. 28	at PIT	.L	3-6	10-17-4
32	Mar. 30	BOS	.L	2-3	10-18-4
33	Apr. 1	BUF	.L	1-5	10-19-4
34	Apr. 4	WSH	.L	4-5	10-20-4
35	Apr. 7	at NYR	.W	4-3	11-20-4
36	Apr. 8	FLA	.T	2-2	11-20-5
37	Apr. 11	at T.B.	.L	2-5	11-21-5
38	Apr. 12	at FLA	.W	3-1	12-21-5
39	Apr. 14	at N.J.	.L	3-6	12-22-5
40	Apr. 16	NYR	.L	2-3	12-23-5
41	Apr. 18	QUE	.W	5-2	13-23-5
42	Apr. 20	at PHI	.L	1-2	13-24-5
43	Apr. 22	OTT	.L	2-3	13-25-5
44	Apr. 24	BOS	.W	5-3	14-25-5
45	Apr. 26	at WSH	.L	5-6	14-26-5
46	Apr. 28	at NYR	.W	4-2	15-26-5
47	Apr. 29	at OTT	.L	3-4	15-27-5
48	May 2	PHI	.L	0-2	15-28-5

1993-94 NY ISLANDERS • 36-36-12 (84 PTS) • HEAD COACH – AL ARBOUR

PLAYER	GP	G-A	PTS	+/-	PIM
Pierre Turgeon	69	38-56	94	+14	18
Steve Thomas	78	42-33	75	-9	139
Derek King	78	30-40	70	+18	59
Benoit Hogue	83	36-33	69	-7	73
Vladimir Malakhov	76	10-47	57	+29	80
Marty McInnis	81	25-31	56	+31	24
Ray Ferraro	82	21-32	53	+1	83
Patrick Flatley	64	12-30	42	+12	40
Travis Green	83	18-22	40	+16	44
Tom Kurvers	66	9-31	40	+7	47
Brad Dalgarno	73	11-19	30	+14	62
Uwe Krupp	41	7-14	21	+11	30
David Volek	32	5-9	14	Even	10
Scott Lachance	74	3-11	14	-5	70
Dennis Vaske	65	2-11	13	+21	76
Darius Kasparaitis	76	1-10	11	-6	142
Keith Acton	77	2-7	9	-1	71
David Maley	56	0-6	6	-6	104
Rich Pilon	28	1-4	5	-4	75

PLAYER	GP	G-A	PTS	+/-	PIM
Wayne McBean	19	1-4	5	-13	16
Mick Vukota	72	3-1	4	-5	237
Chris Luongo	17	1-3	4	-1	13
Dean Chynoweth	39	0-4	4	+3	122
Yan Kaminsky	24	2-1	3	+4	4
Ron Hextall	65	0-3	3	Goalie	52
Claude Loiselle	17	1-1	2	-2	49
David Chyzowski	3	1-0	1	-1	4
Dan Plante	12	0-1	1	-2	4
Jamie McLennan	22	0-1	1	Goalie	6
Scott Scissons	1	0-0	0	Even	0
Brent Grieve	3	0-0	0	Even	7
Derek Armstrong	1	0-0	0	Even	0
Jason Simon	4	0-0	0	Even	34
Zigmund Palffy	5	0-0	0	-6	0
Steve Junker	5	0-0	0	Even	0
Tom Draper	7	0-0	0	Goalie	0
Joe Day	24	0-0	0	-7	30

GOALTENDER	GP	MINS	GAA	W	L	T	EN	SO	GA	SA	SV%
Jamie McLennan	22	1287	2.84	8	7	6	0	0	61	578	.905
Ron Hextall	65	3581	3.08	27	26	6	3	5	184	1617	.898
Tom Draper	7	227	4.23	1	3	0	0	0	16	102	.864

GAME	DATE	OPPONENT	RESULTS	SCORE	RECORD
1	Oct. 5	at CGY	L	1-2	0-1-0
2	Oct. 8	at EDM	L	1-5	0-2-0
3	Oct. 10	at ANA	W/OT	4-3	1-2-0
4	Oct. 12	at LA	L	5-7	1-3-0
5	Oct. 16	N.J.	L	3-6	1-4-0
6	Oct. 19	PIT	L	2-3	1-5-0
7	Oct. 22*	at PHI	L	3-4	1-6-0
8	Oct. 23	OTT	T	5-5	1-6-1
9	Oct. 26	LA	W	7-0	2-6-1
10	Oct. 28	at FLA	L	2-5	2-7-1
11	Oct. 29	at T.B.	W	4-2	3-7-1
12	Nov. 2	VAN	L	1-2	3-8-1
13	Nov. 4	at CHI	L	2-4	3-9-1
14	Nov. 6	HFD	W	5-3	4-9-1
15	Nov. 9	WPG	L	2-5	4-10-1
16	Nov. 10	at N.J.	L	3-5	4-11-1
17	Nov. 13	BOS	L	2-5	4-12-1
18	Nov. 17	at OTT	W	8-1	5-12-1
19	Nov. 18#	at MTL	W	5-1	6-12-1
20	Nov. 21	at PHI	W/OT	5-4	7-12-1
21	Nov. 24	at DAL	T	2-2	7-12-2
22	Nov. 27	NYR	W	6-4	8-12-2
23	Nov. 28	DET	L	1-4	8-13-2
24	Nov. 30	WSH	W	6-4	9-13-2
25	Dec. 2	at BOS	L	3-7	9-14-2
26	Dec. 3	QUE	L	2-3	9-15-2
27	Dec. 7	EDM	T	4-4	9-15-3
28	Dec. 11	PHI	W	5-2	10-15-3
29	Dec. 14	N.J.	W	4-1	11-15-3
30	Dec. 17	TOR	W	6-2	12-15-3
31	Dec. 19	at PIT	W	6-3	13-15-3
32	Dec. 22	at MTL	W	5-3	14-15-3
33	Dec. 26	BUF	W/OT	4-3	15-15-3
34	Dec. 28	ANA	L	0-3	15-16-3
35	Dec. 29	at QUE	L	3-5	15-17-3
36	Jan. 1	HFD	L	3-4	15-18-3
37	Jan. 4	at N.J.	L	3-6	15-19-3
38	Jan. 7	CGY	W	6-2	16-19-3
39	Jan. 8	at HFD	L	0-6	16-20-3
40	Jan. 10	at OTT	T	3-3	16-20-4
41	Jan. 14	MTL	W	5-2	17-20-4
42	Jan. 15	CHI	T	5-5	17-20-5

GAME	DATE	OPPONENT	RESULTS	SCORE	RECORD
43	Jan. 17	FLA	L	1-2	17-21-5
44	Jan. 19	at T.B.	L/OT	3-4	17-22-5
45	Jan. 26	at TOR	L	3-4	17-23-5
46	Jan. 28	BOS	L	0-3	17-24-5
47	Jan. 29	at BOS	L	1-2	17-25-5
48	Feb. 1	S.J.	W	5-4	18-25-5
49	Feb. 2	at NYR	T	4-4	18-25-6
50	Feb. 5	at QUE	W	3-2	19-25-6
51	Feb. 6	at BUF	L	1-4	19-26-6
52	Feb. 8	BUF	W	3-1	20-26-6
53	Feb. 10	at PIT	W	5-3	21-26-6
54	Feb. 12	FLA	L	3-4	21-27-6
55	Feb. 15	T.B.	W	2-1	22-27-6
56	Feb. 18	at WSH	L	1-3	22-28-6
57	Feb. 19	OTT	W	4-0	23-28-6
58	Feb. 21	WSH	W	4-0	24-28-6
59	Feb. 24	at PHI	L/OT	4-5	24-29-6
60	Feb. 25	PHI	W	2-0	25-29-6
61	Feb. 27	QUE	W	5-2	26-29-6
62	Mar. 1	STL	W	4-2	27-29-6
63	Mar. 4	at NYR	T	3-3	27-29-7
64	Mar. 5	NYR	L	4-5	27-30-7
65	Mar. 7	at WPG	W	7-2	28-30-7
66	Mar. 9	at VAN	L	4-5	28-31-7
67	Mar. 10	at S.J.	L	3-4	28-32-7
68	Mar. 12	at STL	T	5-5	28-32-8
69	Mar. 15	N.J.	W	3-2	29-32-8
70	Mar. 17	at DET	W	3-1	30-32-8
71%	Mar. 18	BUF	T	2-2	30-32-9
72	Mar. 20	PIT	L	1-2	30-33-9
73	Mar. 22	T.B.	W/OT	5-4	31-33-9
74	Mar. 26	FLA	L	1-3	31-34-9
75	Mar. 27	at BUF	L	1-4	31-35-9
76	Mar. 29	at WSH	T	2-2	31-35-10
77	Apr. 1	MTL	W	5-2	32-35-10
78	Apr. 2	at MTL	T	3-3	32-35-11
79	Apr. 5	at WSH	W/OT	4-3	33-35-11
80	Apr. 6	at HFD	T	3-3	33-35-12
81	Apr. 8	DAL	W	5-1	34-35-12
82	Apr. 10	NYR	W	5-4	35-35-12
83	Apr. 13	at T.B.	W	2-0	36-35-12
84	Apr. 14	at FLA	L	1-4	36-36-12

\* - Originally scheduled for Oct. 21, rescheduled. # - Neutral site game played in Hamilton. % - Neutral site game played in Minneapolis

OPPONENTS

IN THE PAST

STANLEY CUP PLAYOFFS

MEDIA INFORMATION

1992-93 NY ISLANDERS • 40-37-7 (87 PTS) • HEAD COACH – AL ARBOUR

OPPONENTS

PLAYER	GP	G-A	PTS	+/-	PIM
Pierre Turgeon	83	58-74	132	-1	26
Steve Thomas	79	37-50	87	+3	111
Derek King	77	38-38	76	-4	47
Benoit Hogue	70	33-42	75	+13	108
Patrick Flatley	80	13-47	60	+5	63
Vladimir Malakhov	64	14-38	52	+14	59
Jeff Norton	66	12-38	50	-3	45
Uwe Krupp	80	9-29	38	+6	67
Tom Kurvers	52	8-30	38	+9	38
Brian Mullen	81	18-14	32	+5	28
Brad Dalgarno	57	15-17	32	+17	62
Marty McInnis	56	10-20	30	+7	24
Ray Ferraro	46	14-13	27	Even	40
Tom Fitzgerald	77	9-18	27	-2	34
Travis Green	61	7-18	25	+4	43
Scott Lachance	75	7-17	24	-1	67

PLAYER	GP	G-A	PTS	+/-	PIM
David Volek	56	8-13	21	-1	34
Darius Kasparaitis	79	4-17	21	+15	166
Bill Berg	22	6-3	9	+4	49
Claude Loiselle	41	5-3	8	-5	90
Daniel Marois	28	2-5	7	-3	35
Mick Vukota	74	2-5	7	+3	216
Dennis Vaske	27	1-5	6	+9	32
Iain Fraser	7	2-2	4	-1	2
Rich Pilon	44	1-3	4	-4	164
Rich Kromm	1	1-2	3	+3	0
Gary Nylund	22	1-1	2	-2	43
Glenn Healy	47	0-2	2	Goalie	2
Mark Fitzpatrick	39	0-1	1	Goalie	2
Greg Parks	2	0-0	0	Even	0
Graeme Townshend	2	0-0	0	Even	0
Danny Lorenz	4	0-0	0	Goalie	0

IN THE PAST

GOALTENDER	GP	MINS	GAA	W	L	T	EN	SO	GA	SA	SV%
Glenn Healy	47	2655	3.30	22	20	2	6	1	146	1170	.889
Mark Fitzpatrick	39	2253	3.46	17	15	5	5	0	130	936	.878
Danny Lorenz	4	157	3.82	1	2	0	0	0	10	68	.872

STANLEY CUP PLAYOFFS

GAME	DATE	OPPONENT	RESULTS	SCORE	RECORD
1	Oct. 6	at N.J.	L	3-4	0-1-0
2	Oct. 8	at PIT.	L	3-7	0-2-0
3	Oct. 10	at BOS	T	3-3	0-2-1
4	Oct. 15	at PHI	W	5-4	1-2-1
5	Oct. 17	NYR	W	6-3	2-2-1
6	Oct. 18	at NYR	L	3-4	2-3-1
7	Oct. 20	PHI	W	4-3	3-3-1
8	Oct. 23	at WSH	W	5-2	4-3-1
9	Oct. 24	HFD.	W	4-2	5-3-1
10	Oct. 27	L.A.	L	3-4	5-4-1
11	Oct. 30	at N.J.	W	4-1	6-4-1
12	Oct. 31	N.J.	L	3-5	6-5-1
13	Nov. 3	at PIT.	L	0-2	6-6-1
14	Nov. 5	at MIN	L	0-3	6-7-1
15	Nov. 7	T.B.	L/OT	5-6	6-8-1
16	Nov. 12	at PHI	L	5-8	6-9-1
17	Nov. 14	BUF.	W	7-5	7-9-1
18	Nov. 19	at BOS	L	2-5	7-10-1
19	Nov. 21	at CGY	W	4-3	8-10-1
20	Nov. 22	at EDM	T	5-5	8-10-2
21	Nov. 24	at WPG	T	3-3	8-10-3
22	Nov. 27	at PHI	L	3-6	8-11-3
23	Nov. 28	PHI	W	9-3	9-11-3
24	Dec. 1	PIT.	L	3-7	9-12-3
25	Dec. 4	at BUF	T	5-5	9-12-4
26	Dec. 5	WSH	L	3-5	9-13-4
27	Dec. 7	at T.B.	W	6-1	10-13-4
28	Dec. 10	at CHI	L	3-5	10-14-4
29	Dec. 12	WPG	L/OT	3-4	10-15-4
30	Dec. 13#	EDM	W	4-1	11-15-4
31	Dec. 15	at STL	W/OT	4-3	12-15-4
32	Dec. 17	OTT.	W	9-3	13-15-4
33	Dec. 19	at PIT.	W	4-3	14-15-4
34	Dec. 20	at QUE	L	3-5	14-16-4
35	Dec. 23	at MTL	W	6-2	15-16-4
36	Dec. 26	NYR	W	6-4	16-16-4
37	Dec. 29	TOR.	L	2-3	16-17-4
38	Dec. 31	at STL	L	1-5	16-18-4
39	Jan. 2	MIN.	W	3-2	17-18-4
40	Jan. 5	QUE	L	1-2	17-19-4
41	Jan. 8	at BUF	L	5-6	17-20-4
42	Jan. 9	VAN.	L	4-5	17-21-4

GAME	DATE	OPPONENT	RESULTS	SCORE	RECORD
43	Jan. 12	CGY	W	8-2	18-21-4
44	Jan. 14	WSH	L	0-3	18-22-4
45	Jan. 16	at N.J.	W	5-3	19-22-4
46	Jan. 17	at OTT	W	7-2	20-22-4
47	Jan. 19	BOS	T	2-2	20-22-5
48	Jan. 23	PHI	W	8-4	21-22-5
49	Jan. 26	N.J.	W	8-2	22-22-5
50	Jan. 28	at PIT.	W	5-2	23-22-5
51	Jan. 30	BOS	L	5-6	23-23-5
52	Feb. 1	NYR	T	4-4	23-23-6
53	Feb. 3	at TOR	W	3-2	24-23-6
54	Feb. 9	MTL	L	3-5	24-24-6
55	Feb. 12	at NYR	L	3-4	24-25-6
56	Feb. 13	NYR	W	5-2	25-25-6
57	Feb. 16	EDM	W	7-2	26-25-6
58	Feb. 18	STL	L	2-4	26-26-6
59	Feb. 20	PIT	W	4-2	27-26-6
60	Feb. 23	WSH	L	2-4	27-27-6
61	Feb. 25	at QUE	L	4-6	27-28-6
62	Feb. 27	at PHI	W	3-2	28-28-6
63	Feb. 28	at HFD	W/OT	7-6	29-28-6
64	Mar. 2	DET.	W	3-2	30-28-6
65	Mar. 7	at WSH	W	3-2	31-28-6
66	Mar. 9	PHI	W	4-2	32-28-6
67	Mar. 10	at MTL	L	1-5	32-29-6
68	Mar. 14*	PIT	L	2-3	32-30-6
69	Mar. 16	at S.J.	W	6-0	33-30-6
70	Mar. 18	at L.A.	L	4-7	33-31-6
71	Mar. 20	at VAN	W	7-2	34-31-6
72	Mar. 23	at DET	L	2-3	34-32-6
73	Mar. 25**	WSH	L	2-5	34-33-6
74	Mar. 27	S.J.	W	7-3	35-33-6
75	Mar. 30	PHI	W	2-1	36-33-6
76	Apr. 2	at NYR	W/OT	3-2	37-33-6
77	Apr. 3	MTL	L	2-3	37-34-6
78	Apr. 6	at WSH	W	3-2	38-34-6
79	Apr. 8	CHI	L	2-3	38-35-6
80	Apr. 10	OTT	L	3-5	38-36-6
81	Apr. 11	at N.J.	W	5-4	39-36-6
82	Apr. 13***	HFD.	T	3-3	39-36-7
83	Apr. 14	at HFD	L/OT	4-5	39-37-7
84	Apr. 16****	N.J.	W	8-4	40-37-7

# - Neutral site game played in Oklahoma City. % - Neutral site game played in Dallas. \* - Originally scheduled for March 13, postponed due to snow.  
 \*\* - Originally scheduled for March 14, rescheduled. \*\*\* - Originally scheduled for April 15, rescheduled. \*\*\*\* - Originally scheduled for March 25, rescheduled.

1991-92 NY ISLANDERS • 34-35-11 (79 PTS) • HEAD COACH – AL ARBOUR

PLAYER	GP	G-A	PTS	+/-	PIM
Pierre Turgeon	77	40-55	95	+7	20
with Buffalo	8	2-6	8	-1	4
with ISLANDERS	69	38-49	87	+8	16
Ray Ferraro	80	40-40	80	+25	92
Derek King	80	40-38	78	-10	46
Steve Thomas	82	30-48	78	+8	97
with Chicago	11	2-6	8	-3	26
with ISLANDERS	71	28-42	70	+11	71
Benoit Hogue	75	30-46	76	+30	67
with Buffalo	3	0-1	1	Even	0
with ISLANDERS	72	30-45	75	+30	67
David Volek	74	18-42	60	Even	35
Tom Kurvers	74	9-47	56	-18	30
Uwe Krupp	67	8-29	37	+13	49
with Buffalo	8	2-0	2	Even	6
with ISLANDERS	59	6-29	35	+13	43
Adam Creighton	77	21-15	36	-5	118
with Chicago	11	6-6	12	-1	16
with ISLANDERS	66	15-9	24	-4	102
Patrick Flatley	38	8-28	36	+14	31
Daniel Marois	75	17-16	33	-34	94
with Toronto	63	15-11	26	-36	76
with ISLANDERS	12	2-5	7	+2	18
Dave McLlwain	54	8-15	23	-8	28
Jeff Norton	28	1-18	19	+2	18
Claude Loiselle	75	7-10	17	-24	115
with Toronto	64	6-9	15	-21	102
with ISLANDERS	11	1-1	2	-3	13

GOALTENDER	GP	MIN	GAA	W	L	T	EN	SO	GA	SA	SV%
Mark Fitzpatrick	30	1742	3.20	11	13	5	5	0	93	857	.902
Steve Weeks	23	1032	3.60	9	4	2	0	0	62	504	.890
Glenn Healy	37	1961	3.79	14	16	4	4	1	124	921	.831
Danny Lorenz	2	120	5.00	0	2	0	1	0	10	50	.833

GAME	DATE	OPPONENT	RESULTS	SCORE	RECORD
1	Oct. 5	at BOS	W	4-3	1-0-0
2	Oct. 9	at NYR	L	3-5	1-1-0
3	Oct. 12	PHI	W	5-4	2-1-0
4	Oct. 13	at QUE	T	1-1	2-1-1
5	Oct. 15	PIT	L/OT	6-7	2-2-1
6	Oct. 17	at PIT	L	5-8	2-3-1
7	Oct. 19	EDM	L	2-4	2-4-1
8	Oct. 22	WPG	T	1-1	2-4-2
9	Oct. 26	L.A.	L	2-4	2-5-2
10	Oct. 29	S.J.	W	8-4	3-5-2
11	Oct. 31	at CHI	L	3-4	3-6-2
12	Nov. 2	WSH	L	4-7	3-7-2
13	Nov. 4	BOS	W	6-4	4-7-2
14	Nov. 6	at EDM	L	3-5	4-8-2
15	Nov. 9	at S.J.	L	3-4	4-9-2
16	Nov. 10	at VAN	L	0-6	4-10-2
17	Nov. 14	at N.J.	W	4-3	5-10-2
18	Nov. 17	NYR	W	4-2	6-10-2
19	Nov. 19	at MIN	W	7-4	7-10-2
20	Nov. 20	at WPG	L	1-3	7-11-2
21	Nov. 23	at PIT	T	2-2	7-11-3
22	Nov. 27	BOS	L	2-3	7-12-3
23	Nov. 29	at WSH	W	3-2	8-12-3
24	Nov. 30	WSH	W	8-1	9-12-3
25	Dec. 5	MTL	L/OT	4-5	9-13-3
26	Dec. 7	CHI	L	2-5	9-14-3
27	Dec. 10	STL	T	7-7	9-14-4
28	Dec. 11	at TOR	W	5-4	10-14-4
29	Dec. 14	N.J.	T	3-3	10-14-5
30	Dec. 17	at HFD	W	4-2	11-14-5
31	Dec. 19	at PHI	L	2-6	11-15-5
32	Dec. 21	at STL	L	2-6	11-16-5
33	Dec. 23	PIT	L	3-6	11-17-5
34	Dec. 26	N.J.	T	5-5	11-17-6
35	Dec. 28	NYR	W	5-4	12-17-6
36	Dec. 29	at HFD	L	4-6	12-18-6
37	Jan. 1	at WSH	L	5-8	12-19-6
38	Jan. 3	at BUF	L	2-5	12-20-6
39	Jan. 4	QUE	W	5-2	13-20-6
40	Jan. 7	at DET	W	5-2	14-20-6

PLAYER	GP	G-A	PTS	+/-	PIM
Tom Fitzgerald	45	6-11	17	-3	28
Joe Reekie	54	4-12	16	+15	85
Bill Berg	47	5-9	14	-18	28
Jeff Finley	51	1-10	11	-6	26
Brent Sutter	8	4-6	10	-5	6
Hubie McDonough	33	7-2	9	-4	15
Marty McNnis	15	3-5	8	+6	0
Rob DiMaio	50	5-2	7	-23	43
Rich Pilon	65	1-6	7	-1	183
Wayne McBean	25	2-4	6	+11	18
Mick Vukota	74	0-6	6	-6	293
Scott Lachance	17	1-4	5	+13	9
Randy Wood	8	2-2	4	-3	21
Brad Dalgarno	15	2-1	3	-8	12
Graeme Townshend	7	1-2	3	+6	0
David Chyzowski	12	1-1	2	-4	17
Mark Fitzpatrick	30	0-2	2	Goalie	8
Dean Chynoweth	11	1-0	1	-3	23
Brad Lauer	8	1-0	1	-2	2
Gary Nylund	7	0-1	1	-3	10
Glenn Healy	37	0-1	1	Goalie	18
Dennis Vaske	39	0-1	1	+5	39
Greg Parks	1	0-0	0	Even	2
Rich Kromm	1	0-0	0	Even	0
Danny Lorenz	2	0-0	0	Goalie	0
Brad Turner	3	0-0	0	Even	0
Rick Green	4	0-0	0	Even	0
Steve Weeks	23	0-0	0	Goalie	2

GAME	DATE	OPPONENT	RESULTS	SCORE	RECORD
41	Jan. 9	HFD	W	2-1	15-20-6
42	Jan. 11	STL	L	3-6	15-21-6
43	Jan. 12	at PHI	L	3-4	15-22-6
44	Jan. 14	DET	W	6-2	16-22-6
45	Jan. 16	PHI	W	4-3	17-22-6
46	Jan. 23	TOR	L	3-4	17-23-6
47	Jan. 25	PIT	L	3-5	17-24-6
48	Jan. 30	at PIT	W	8-5	18-24-6
49	Feb. 1	PHI	T	5-5	18-24-7
50	Feb. 2	CGY	W	6-3	19-24-7
51	Feb. 4	at LA	W	2-1	20-24-7
52	Feb. 6	at VAN	W/OT	5-4	21-24-7
53	Feb. 7	at EDM	L	2-4	21-25-7
54	Feb. 11	at CGY	W	3-1	22-25-7
55	Feb. 14	at NYR	L	2-9	22-26-7
56	Feb. 15	VAN	W	3-1	23-26-7
57	Feb. 17	WPG	W/OT	5-4	24-26-7
58	Feb. 20	NYR	W	6-2	25-26-7
59	Feb. 22	MIN	W	2-1	26-26-7
60	Feb. 23	WSH	L	1-4	26-27-7
61	Feb. 25	at PHI	L	1-4	26-28-7
62	Feb. 28	at N.J.	W/OT	3-2	27-28-7
63	Feb. 29	N.J.	L	1-3	27-29-7
64	Mar. 3	MTL	L	3-4	27-30-7
65	Mar. 5	at CHI	T	4-4	27-30-8
66	Mar. 7	at MTL	L	2-8	27-31-8
67	Mar. 8	at BUF	W	6-2	28-31-8
68	Mar. 10	PHI	W	5-2	29-31-8
69	Mar. 12	at PIT	L	4-6	29-32-8
70	Mar. 14	BUF	W	4-1	30-32-8
71	Mar. 15	at WSH	L	2-5	30-33-8
72	Mar. 18	at NYR	T	1-1	30-33-9
73	Mar. 21	at N.J.	T	2-2	30-33-10
74	Mar. 24	at QUE	L	2-5	30-34-10
75	Mar. 26	S.J.	W	7-4	31-34-10
76	Mar. 28	NYR	W	4-1	32-34-10
77	Mar. 29	DET	L	2-6	32-35-10
78	Apr. 12	at TOR	W	6-2	33-35-10
79	Apr. 13	at WSH	T	1-1	33-35-11
80	Apr. 15	N.J.	W	7-0	34-35-11

OPPONENTS

IN THE PAST

STANLEY CUP PLAYOFFS

MEDIA INFORMATION

1990-91 NY ISLANDERS • 25-45-10 (60 PTS) • HEAD COACH - AL ARBOUR

OPPONENTS

IN THE PAST

STANLEY CUP PLAYOFFS

MEDIA INFORMATION

PLAYER	GP	G-A	PTS	+/-	PIM
Pat LaFontaine	75	41-44	85	-6	42
David Volek	77	22-34	56	-10	57
Brent Sutter	75	21-32	53	-8	49
Patrick Flatley	56	20-25	45	-2	74
Derek King	66	19-26	45	+1	44
Randy Wood	76	24-18	42	-12	45
Ray Ferraro	76	21-21	42	-12	70
with Hartford	15	2-5	7	-1	18
with ISLANDERS	61	19-16	35	-11	52
Jeff Norton	44	3-25	28	-13	16
Bill Berg	78	9-14	23	-3	67
Gary Nylund	72	2-21	23	-8	105
Wayne McBean	52	5-14	19	-21	47
Joe Reekie	66	3-16	19	+17	96
Brad Dalgarno	41	3-12	15	-10	24
David Chyzowski	56	5-9	14	-19	61
Hubie McDonough	52	6-6	12	-14	10
Brad Lauer	44	4-8	12	-6	45
John Tucker	38	4-7	11	-1	8
with Buffalo	18	1-3	4	Even	4
with ISLANDERS	20	3-4	7	-1	4
Tom Fitzgerald	41	5-5	10	-9	24
Craig Ludwig	75	1-8	9	-24	77

PLAYER	GP	G-A	PTS	+/-	PIM
Doug Crossman	16	1-6	7	-4	12
Ken Baumgartner	78	1-6	7	-14	282
Mick Vukota	60	2-4	6	-13	238
Rich Pilon	60	1-4	5	-12	126
Don Maloney	12	0-5	5	-3	6
Greg Parks	20	1-2	3	Even	4
Dean Chynoweth	25	1-1	2	-6	59
Paul Guay	3	0-2	2	+2	2
Glenn Healy	53	0-2	2	Goalie	14
Rich Kromm	6	1-0	1	-2	0
Jari Gronstrand	3	0-1	1	-2	2
Rob DiMaio	1	0-0	0	Even	0
Scott Scissons	1	0-0	0	Even	0
Mark Fitzpatrick	2	0-0	0	Goalie	0
Alan Kerr	2	0-0	0	Even	5
Danny Lorenz	2	0-0	0	Goalie	0
Shawn Byram	4	0-0	0	-2	14
Derek Laxdal	4	0-0	0	-1	0
Goerge Maneluk	4	0-0	0	Goalie	2
Dennis Vaske	5	0-0	0	+4	2
Jeff Finley	11	0-0	0	-1	4
Jeff Hackett	30	0-0	0	Goalie	4

GOALTENDER	GP	MINS	GAA	W	L	T	EN	SO	GA	SA	SV%
Mark Fitzpatrick	2	120	3.00	1	1	0	0	0	6	54	.900
Glenn Healy	53	2999	3.32	18	24	9	4	0	166	1391	.893
Jeff Hackett	30	1508	3.62	5	18	1	3	0	91	650	.877
Danny Lorenz	2	80	3.75	0	1	0	0	0	5	31	.861
George Maneluk	4	140	6.43	1	1	0	0	0	15	79	.843

GAME	DATE	OPPONENT	RESULTS	SCORE	RECORD
1	Oct. 4	at L.A.	L	1-4	0-1-0
2	Oct. 6	at MIN.	L	2-4	0-2-0
3	Oct. 7	at CHI.	W	4-2	1-2-0
4	Oct. 13	PIT.	L	4-6	1-3-0
5	Oct. 16	WPG.	W	4-1	2-3-0
6	Oct. 19	at WSH.	L	3-4	2-4-0
7	Oct. 20	BUF.	L	1-3	2-5-0
8	Oct. 23	N.J.	L	1-8	2-6-0
9	Oct. 24	at MTL.	L	2-8	2-7-0
10	Oct. 27	PHI.	W	5-2	3-7-0
11	Oct. 28	at PIT.	L	3-8	3-8-0
12	Oct. 30	L.A.	L	1-4	3-9-0
13	Nov. 2	at NYR.	W	3-2	4-9-0
14	Nov. 3	WSH.	L	2-5	4-10-0
15	Nov. 6	TOR.	W	4-3	5-10-0
16	Nov. 7	at N.J.	W	6-3	6-10-0
17	Nov. 10	CGY.	W	5-1	7-10-0
18	Nov. 15	at CGY.	W/OT	4-3	8-10-0
19	Nov. 16	at VAN.	L	2-3	8-11-0
20	Nov. 18	at EDM.	L	1-3	8-12-0
21	Nov. 22	WPG.	W	3-1	9-12-0
22	Nov. 24	NYR.	T	2-2	9-12-1
23	Nov. 25	at PHI.	L	1-4	9-13-1
24	Nov. 27	PHI.	L	1-5	9-14-1
25	Nov. 30	at N.J.	T	5-5	9-14-2
26	Dec. 1	WSH.	L	1-3	9-15-2
27	Dec. 4	VAN.	L	2-4	9-16-2
28	Dec. 6	at CHI.	L	2-5	9-17-2
29	Dec. 11	N.J.	W	3-2	10-17-2
30	Dec. 13	at PHI.	T	2-2	10-17-3
31	Dec. 15	at QUE.	W	7-2	11-17-3
32	Dec. 18	TOR.	T	2-2	11-17-4
33	Dec. 20	HFD.	W	4-2	12-17-4
34	Dec. 22	PIT.	L	3-4	12-18-4
35	Dec. 23	at PIT.	W/OT	4-3	13-18-4
36	Dec. 27	at N.J.	T	1-1	13-18-5
37	Dec. 29	CHI.	L	1-3	13-19-5
38	Dec. 31	QUE.	W	6-3	14-19-5
39	Jan. 2	at BUF.	L	4-5	14-20-5
40	Jan. 3	L.A.	L	3-6	14-21-5

GAME	DATE	OPPONENT	RESULTS	SCORE	RECORD
41	Jan. 5	PHI.	W	3-2	15-21-5
42	Jan. 8	MIN.	L	0-3	15-22-5
43	Jan. 9	at MTL.	L/OT	3-4	15-23-5
44	Jan. 12	DET.	T	2-2	15-23-6
45	Jan. 13	at QUE.	W	4-3	16-23-6
46	Jan. 15	BOS.	L	4-5	16-24-6
47	Jan. 17	EDM.	L	1-6	16-25-6
48	Jan. 22	NYR.	W	3-2	17-25-6
49	Jan. 25	at WPG.	L	1-8	17-26-6
50	Jan. 27	at WSH.	L/OT	4-5	17-27-6
51	Jan. 29	at HFD.	W	8-1	18-27-6
52	Jan. 31	WSH.	L/OT	3-4	18-28-6
53	Feb. 2	MTL.	T	3-3	18-28-7
54	Feb. 3	HFD.	T	1-1	18-28-8
55	Feb. 6	at NYR.	L	2-5	18-29-8
56	Feb. 8	at DET.	L	4-8	18-30-8
57	Feb. 9	at TOR.	L	2-3	18-31-8
58	Feb. 12	MIN.	W	5-4	19-31-8
59	Feb. 14	at PIT.	L	2-5	19-32-8
60	Feb. 16	PIT.	W	4-3	20-32-8
61	Feb. 18	at NYR.	W	5-4	21-32-8
62	Feb. 21	at STL.	L	2-7	21-33-8
63	Feb. 23	PHI.	L	3-5	21-34-8
64	Feb. 24	at PHI.	L	3-4	21-35-8
65	Feb. 26	BUF.	T	1-1	21-35-9
66	Feb. 28	at BOS.	L	0-5	21-36-9
67	Mar. 2	at WSH.	L	2-3	21-37-9
68	Mar. 5	N.J.	W	4-3	22-37-9
69	Mar. 7	at DET.	L	0-2	22-38-9
70	Mar. 9	NYR.	W	6-4	23-38-9
71	Mar. 10	PIT.	L	3-4	23-39-9
72	Mar. 13	at EDM.	L	1-2	23-40-9
73	Mar. 14	at CGY.	L	2-4	23-41-9
74	Mar. 16	at VAN.	T	4-4	23-41-10
75	Mar. 21	WSH.	L	2-6	23-42-10
76	Mar. 23	STL.	L	2-3	23-43-10
77	Mar. 24	at NYR.	L	1-3	23-44-10
78	Mar. 28	at STL.	L	0-3	23-45-10
79	Mar. 30	BOS.	W	5-3	24-45-10
80	Mar. 31	at N.J.	W	3-2	25-45-10

1989-90 NY ISLANDERS • 31-38-11 (73 PTS) • HEAD COACH - AL ARBOUR

PLAYER	GP	G-A	PTS	+/-	PIM
Pat LaFontaine	74	54-51	105	-13	38
Brent Sutter	67	33-35	68	+9	65
Doug Crossman	80	15-44	59	+3	54
Jeff Norton	60	4-49	53	-9	65
Patrick Flatley	62	17-32	49	+10	101
Randy Wood	74	24-24	48	-10	39
Don Maloney	79	16-27	43	+6	47
Derek King	46	13-27	40	+2	20
David Volek	80	17-22	39	-2	41
Hubie McDonough	76	21-15	36+14	.36	
with Los Angeles	22	3-4	7	+4	10
with ISLANDERS	54	18-11	29	+10	26
Alan Kerr	75	15-20	35	-1	129
Gary Nylund	64	4-21	25	+8	144
Bryan Trottier	59	13-11	24	-11	29
Brad Lauer	63	6-18	24	+5	19
Gerald Diduck	76	3-17	20	+2	163
David Chyzowski	34	8-6	14	-4	45
Mick Vukota	76	4-8	12	+10	290
Joe Reekie	31	1-8	9	+13	43
Jari Gronstrand	48	3-5	8	-1	29
with Quebec	7	0-1	1	-1	2
with ISLANDERS	41	3-4	7	Even	27

PLAYER	GP	G-A	PTS	+/-	PIM
Gilles Thibaudeau	20	4-4	8	+2	17
Tom Fitzgerald	19	2-5	7	-3	4
Ken Baumgartner	65	1-5	6	-4	222
with Los Angeles	12	1-0	1	-10	28
with ISLANDERS	53	0-5	5	+6	194
Mikko Makela	20	2-3	5	-10	2
Derek Laxdal	12	3-1	4	-4	4
Marc Bergevin	18	0-4	4	-8	30
Rich Pilon	14	0-2	2	+2	31
Dean Chynoweth	20	0-2	2	Even	39
Dale Henry	20	0-2	2	-4	18
Mark Fitzpatrick	47	0-2	2	Goalie	2
Shawn Evans	2	1-0	1	-1	0
Paul Gagne	9	1-0	1	-1	4
Wayne McBean	5	0-1	1	-1	2
Jeff Finley	11	0-1	1	Even	0
Glenn Healy	39	0-1	1	Goalie	7
Dale Kushner	2	0-0	0	Even	2
Rob DiMaio	7	0-0	0	Even	2

GOALTENDER	GP	MINS	GAA	W	L	T	EN	SO	GA	SA	SV%
Mark Fitzpatrick	47	2653	3.39	19	19	5	4	3	150	1472	.898
Glenn Healy	39	2197	3.50	12	19	6	6	2	128	1210	.894

GAME	DATE	OPPONENT	RESULTS	SCORE	RECORD
1	Oct. 5	at MIN	L	5-6	0-1-0
2	Oct. 7	at CGY	L	3-6	0-2-0
3	Oct. 9	at VAN	W	5-2	1-2-0
4	Oct. 11	at LA	W	7-4	2-2-0
5	Oct. 14	PHI	T	3-3	2-2-1
6	Oct. 17	MIN	L	3-6	2-3-1
7	Oct. 20	at WSH	W	5-3	3-3-1
8	Oct. 21	VAN	L	1-2	3-4-1
9	Oct. 24	EDM	T	3-3	3-4-2
10	Oct. 27	at NYR	T	5-5	3-4-3
11	Oct. 28	NYR	L	1-4	3-5-3
12	Oct. 31	at WSH	L	0-3	3-6-3
13	Nov. 2	at PIT	L	2-5	3-7-3
14	Nov. 4	DET	W	3-2	4-7-3
15	Nov. 5	at PHI	L	2-3	4-8-3
16	Nov. 7	WSH	L	3-5	4-9-3
17	Nov. 9	QUE	L	5-7	4-10-3
18	Nov. 11	CHI	L	3-5	4-11-3
19	Nov. 12	at NYR	L	2-4	4-12-3
20	Nov. 14	PHI	L	4-5	4-13-3
21	Nov. 16	TOR	W	6-2	5-13-3
22	Nov. 18	at PIT	L	3-5	5-14-3
23	Nov. 21	WPG	L	3-4	5-15-3
24	Nov. 22	at WSH	L	3-5	5-16-3
25	Nov. 25	EDM	L	2-7	5-17-3
26	Nov. 28	at N.J.	L/OT	2-3	5-18-3
27	Nov. 30	at CHI	W	2-0	6-18-3
28	Dec. 2	at WPG	W	6-3	7-18-3
29	Dec. 5	BUF	W	3-0	8-18-3
30	Dec. 6	at HFD	W	4-3	9-18-3
31	Dec. 9	NYR	T	0-0	9-18-4
32	Dec. 12	N.J.	L	2-7	9-19-4
33	Dec. 13	at N.J.	L	2-5	9-20-4
34	Dec. 15	at WSH	W	5-3	10-20-4
35	Dec. 16	NYR	W	4-3	11-20-4
36	Dec. 19	N.J.	W/OT	5-4	12-20-4
37	Dec. 23	PIT	W	8-6	13-20-4
38	Dec. 28	STL	W	3-2	14-20-4
39	Dec. 30	at QUE	L	3-6	14-21-4
40	Dec. 31	at BUF	W	4-2	15-21-4

GAME	DATE	OPPONENT	RESULTS	SCORE	RECORD
41	Jan. 2	L.A.	W	5-3	16-21-4
42	Jan. 6	QUE	W	5-2	17-21-4
43	Jan. 10	at TOR	W	3-1	18-21-4
44	Jan. 11	at MIN	W	8-4	19-21-4
45	Jan. 13	WSH	W	4-2	20-21-4
46	Jan. 16	VAN	W	3-0	21-21-4
47	Jan. 17	at MTL	W	6-3	22-21-4
48	Jan. 19	at WPG	W	6-4	23-21-4
49	Jan. 23	at HFD	L	2-4	23-22-4
50	Jan. 25	at BOS	L	2-5	23-23-4
51	Jan. 27	PIT	W	9-3	24-23-4
52	Jan. 28	N.J.	T	4-4	24-23-5
53	Jan. 30	STL	L	1-2	24-24-5
54	Feb. 2	WSH	W	5-3	25-24-5
55	Feb. 4	at BUF	W	1-0	26-24-5
56	Feb. 6	at PIT	W/OT	8-7	27-24-5
57	Feb. 8	at PHI	T	5-5	27-24-6
58	Feb. 10	at BOS	W/OT	4-3	28-24-6
59	Feb. 13	CGY	L	2-4	28-25-6
60	Feb. 17	CHI	L	1-3	28-26-6
61	Feb. 18	at PHI	L	2-3	28-27-6
62	Feb. 22	at PIT	L/OT	3-4	28-28-6
63	Feb. 24	DET	T	3-3	28-28-7
64	Feb. 25	N.J.	T	3-3	28-28-8
65	Feb. 28	at DET	L	3-4	28-29-8
66	Mar. 2	at NYR	L	3-6	28-30-8
67	Mar. 3	at STL	L	4-5	28-31-8
68	Mar. 6	HFD	L	2-4	28-32-8
69	Mar. 8	at N.J.	L	2-4	28-33-8
70	Mar. 10	BOS	T	3-3	28-33-9
71	Mar. 13	MTL	L	2-4	28-34-9
72	Mar. 15	at PHI	L	4-5	28-35-9
73	Mar. 17	NYR	W	6-3	29-35-9
74	Mar. 18	PIT	T	2-2	29-35-10
75	Mar. 20	at WSH	L	0-3	29-36-10
76	Mar. 22	at L.A.	L	1-3	29-37-10
77	Mar. 24	at EDM	T	5-5	29-37-11
78	Mar. 27	CGY	L	2-4	29-38-11
79	Mar. 28	at TOR	W	6-3	30-38-11
80	Mar. 31	PHI	W	6-2	31-38-11

OPPONENTS

IN THE PAST

STANLEY CUP PLAYOFFS

MEDIA INFORMATION

1988-89 NY ISLANDERS • 28-47-5 (61 PTS) • HEAD COACH - TERRY SIMPSON/AL ARBOUR

OPPONENTS

IN THE PAST

STANLEY CUP PLAYOFFS

MEDIA INFORMATION

PLAYER	GP	G-A	PTS	+/-	PIM
Pat LaFontaine	79	45-43	88	-8	26
Brent Sutter	77	29-34	63	-12	77
David Volek	77	25-34	59	-11	24
Mikko Makela	76	17-28	45	-16	22
Bryan Trottier	73	17-28	45	-7	44
Derek King	60	14-29	43	+10	14
Alan Kerr	71	20-18	38	-5	144
Gerald Diduck	65	11-21	32	+9	155
Tomas Jonsson	53	9-23	32	-13	34
Jeff Norton	69	1-30	31	-24	74
Randy Wood	77	15-13	28	-18	44
Patrick Flatley	41	10-15	25	-5	31
Brad Dalgarno	55	11-10	21	-3	86
Greg Gilbert	55	8-13	21	+1	45
Reed Larson	33	7-13	20	-8	35
Marc Bergevin	69	2-13	15	-1	80
with Chicago	11	0-0	0	-3	18
with ISLANDERS	58	2-13	15	+2	62
Rich Pilon	62	0-14	14	-9	242
Gary Nylund	69	7-10	17	-19	137
with Chicago	23	3-2	5	-4	63
with ISLANDERS	46	4	8	-12	74
Raimo Helminen	24	1-11	12	-15	4
Tom Fitzgerald	23	3-5	8	+1	10

PLAYER	GP	G-A	PTS	+/-	PIM
Rich Kromm	20	1-6	7	-3	4
Steve Konroyd	21	1-5	6	-5	2
Bob Bassen	19	1-4	5	Even	21
Brad Lauer	14	3-2	5	-2	2
Mick Vukota	48	2-2	4	-17	237
Dale Henry	22	2-2	4	-4	66
Ken Morrow	34	1-3	4	-7	32
Bill Berg	7	1-2	3	-2	10
Mike Walsh	13	2-0	2	-7	4
Mike Stevens	9	1-0	1	-1	14
Rob DiMaio	16	1-0	1	-6	30
Mark Fitzpatrick	28	0-2	2	Goalie	4
with Los Angeles	17	0-1	1	Goalie	2
with ISLANDERS	11	0-1	1	Goalie	2
Jeff Hackett	13	0-1	1	Goalie	2
Wayne McBean	52	0-6	6	-13	35
with Los Angeles	33	0-5	5	-9	23
with ISLANDERS	19	0-1	1	-4	12
Kelly Hrudehy	50	0-1	1	Goalie	17
Bill Smith	17	0-0	0	Goalie	8
Chris Pryor	7	0-0	0	-6	25
Dean Chynoweth	6	0-0	0	-4	48
Jeff Finley	4	0-0	0	+1	6
Rod Dallman	1	0-0	0	-1	15

GOALTENDER	GP	MINS	GAA	W	L	T	EN	SO	GA	SA	SV%
Jeff Hackett	13	661	3.54	4	7	0	0	0	39	290	.831
Mark Fitzpatrick	11	626	3.92	3	5	2	0	0	41	272	.869
Kelly Hrudehy	50	2804	3.93	18	24	3	2	0	183	1268	.874
Bill Smith	17	730	4.44	3	11	0	6	0	54	308	.851

GAME	DATE	OPPONENT	RESULTS	SCORE	RECORD
1	Oct. 6	at PIT.	T	4-4	0-0-1
2	Oct. 7	at EDM.	L	1-5	0-1-1
3	Oct. 9	at L.A.	L/OT	5-6	0-2-1
4	Oct. 10	at VAN.	W	3-2	1-2-1
5	Oct. 15	MTL.	W	2-1	2-2-1
6	Oct. 18	VAN.	W	3-2	3-2-1
7	Oct. 22	QUE.	W	7-3	4-2-1
8	Oct. 25	TOR.	L	3-4	4-3-1
9	Oct. 27	at PHI.	L	2-5	4-4-1
10	Oct. 29	at QUE.	L/OT	2-3	4-5-1
11	Nov. 1	WPG.	L	1-8	4-6-1
12	Nov. 4	at WSH.	L	2-4	4-7-1
13	Nov. 5	WSH.	W/OT	4-3	5-7-1
14	Nov. 8	NYR.	W	4-3	6-7-1
15	Nov. 11	at N.J.	T	3-3	6-7-2
16	Nov. 12	BUF.	L	0-3	6-8-2
17	Nov. 15	CGY.	L	1-5	6-9-2
18	Nov. 16	at MTL.	L	4-5	6-10-2
19	Nov. 19	PIT.	W	6-3	7-10-2
20	Nov. 22	WSH.	L	2-4	7-11-2
21	Nov. 23	at WSH.	L	6-7	7-12-2
22	Nov. 26	NYR.	L	4-6	7-13-2
23	Nov. 27	at NYR.	L	3-5	7-14-2
24	Nov. 29	at DET.	L	3-5	7-15-2
25	Dec. 1	at STL.	L	0-8	7-16-2
26	Dec. 3	at PIT.	L	2-4	7-17-2
27	Dec. 6	BOS.	L	3-4	7-18-2
28	Dec. 9	at N.J.	L	5-6	7-19-2
29	Dec. 10	L.A.	L	3-4	7-20-2
30	Dec. 14	at NYR.	L	1-2	7-21-2
31	Dec. 15	PIT.	L	2-8	7-22-2
32	Dec. 17	N.J.	W	5-2	8-22-2
33	Dec. 20	at PIT.	L	3-5	8-23-2
34	Dec. 22	PHI.	L	2-4	8-24-2
35	Dec. 26	at TOR.	W	4-3	9-24-2
36	Dec. 31	WSH.	W	6-4	10-24-2
37	Jan. 3	PHI.	L	1-4	10-25-2
38	Jan. 5	at BOS.	W	5-3	11-25-2
39	Jan. 7	NYR.	L	1-5	11-26-2
40	Jan. 8	at CHI.	L	2-3	11-27-2

GAME	DATE	OPPONENT	RESULTS	SCORE	RECORD
41	Jan. 10	at PIT.	L	3-5	11-28-2
42	Jan. 13	at N.J.	W	5-3	12-28-2
43	Jan. 14	CHI.	L	3-5	12-29-2
44	Jan. 17	PIT.	W	5-2	13-29-2
45	Jan. 19	L.A.	W	4-2	14-29-2
46	Jan. 21	MIN.	W	8-6	15-29-2
47	Jan. 24	N.J.	T	2-2	15-29-3
48	Jan. 26	WPG.	W	8-6	16-29-3
49	Jan. 28	at PHI.	L	4-7	16-30-3
50	Jan. 30	at NYR.	L	3-7	16-31-3
51	Feb. 2	TOR.	L	1-4	16-32-3
52	Feb. 4	HFD.	W	5-3	17-32-3
53	Feb. 5	at QUE.	W	3-2	18-32-3
54	Feb. 10	at CHI.	L	1-3	18-33-3
55	Feb. 11	at STL.	L	0-5	18-34-3
56	Feb. 14	EDM.	W	5-3	19-34-3
57	Feb. 16	STL.	W	7-3	20-34-3
58	Feb. 18	PHI.	W	3-2	21-34-3
59	Feb. 19	at PHI.	L	4-5	21-35-3
60	Feb. 21	DET.	L	5-6	21-36-3
61	Feb. 22	at BUF.	L	5-7	21-37-3
62	Feb. 25	PIT.	T	5-5	21-37-4
63	Feb. 28	HFD.	L	1-3	21-38-4
64	Mar. 1	at DET.	L	5-6	21-39-4
65	Mar. 4	at MIN.	L	3-4	21-40-4
66	Mar. 5	at WPG.	W	4-3	22-40-4
67	Mar. 7	BOS.	L	1-2	22-41-4
68	Mar. 9	PHI.	T	4-4	22-41-5
69	Mar. 11	N.J.	W/OT	3-2	23-41-5
70	Mar. 13	at MTL.	W	5-3	24-41-5
71	Mar. 14	at HFD.	L	2-8	24-42-5
72	Mar. 18	at VAN.	L	1-2	24-43-5
73	Mar. 19	at EDM.	L	2-3	24-44-5
74	Mar. 21	at CGY.	L	1-4	24-45-5
75	Mar. 23	MIN.	W	3-1	25-45-5
76	Mar. 26	at WSH.	L	2-3	25-46-5
77	Mar. 28	WSH.	W	5-4	26-46-5
78	Mar. 29	at N.J.	W/OT	5-4	27-46-5
79	Apr. 1	BUF.	L	3-4	27-47-5
80	Apr. 2	at NYR.	W	6-4	28-47-5

1987-88 NY ISLANDERS • 39-31-10 (88 PTS) • HEAD COACH - TERRY SIMPSON

PLAYER	GP	G-A	PTS	+/-	PIM	PLAYER	GP	G-A	PTS	+/-	PIM
Pat LaFontaine	75	47-45	92	+12	52	Rich Kromm	71	5-10	15	+2	20
Bryan Trottier	77	30-52	82	+10	48	Brad Dalgarno	38	2-8	10	+4	58
Mikko Makela	73	36-40	76	+14	22	Jeff Norton	15	1-6	7	+3	14
Brent Sutter	70	29-31	60	+13	55	Ken Morrow	53	1-4	5	Even	40
Alan Kerr	80	24-34	58	+30	198	Jeff Finley	10	0-5	5	+5	15
Denis Potvin	72	19-32	51	+26	112	Todd McLellan	5	1-1	2	-1	0
Tomas Jonsson	72	6-41	47	+6	115	Kelly Hrudey	47	0-2	2	Goalie	20
Greg Gilbert	76	17-28	45	+14	46	Rod Dallman	3	1-0	1	+1	6
Randy Wood	75	22-16	38	-2	80	Mick Vukota	17	1-0	1	+1	82
Derek King	55	12-24	36	+7	30	Brian Curran	22	0-1	1	-9	68
Brad Lauer	69	17-18	35	+13	67	Ari Haanpaa	1	0-0	0	-2	0
Patrick Flatley	40	9-15	24	+7	28	Neal Coulter	1	0-0	0	-1	0
Bob Bassen	77	6-16	22	+8	99	Chris Pryor	4	0-0	0	Even	8
Dale Henry	48	5-15	20	+8	115	with Minnesota	3	0-0	0	-1	6
Gerald Diduck	68	7-12	19	+22	113	with ISLANDERS	1	0-0	0	+1	2
Ken Leiter	51	4-13	17	+18	24	Mike Walsh	1	0-0	0	Even	0
Gord Dineen	57	4-12	16	+9	62	Bill Smith	38	0-0	0	Goalie	20
Steve Konroyd	62	2-15	17	+16	99	Todd Okerlund	4	0-0	0	Even	2

GOALTENDER	GP	MINS	GAA	W	L	T	EN	SO	GA	SA	SV%
Bill Smith	38	2105	3.22	17	14	5	1	2	113	948	.893
Kelly Hrudey	47	2751	3.34	22	17	5	0	3	153	1314	.896

GAME	DATE	OPPONENT	RESULTS	SCORE	RECORD	GAME	DATE	OPPONENT	RESULTS	SCORE	RECORD
1	Oct. 8	at L.A.	W	4-1	1-0-0	41	Jan. 12	at PIT.	T	5-5	20-16-5
2	Oct. 10	at VAN.	W	7-1	2-0-0	42	Jan. 14	QUE	W	8-5	21-16-5
3	Oct. 15	at PHI.	W	6-0	3-0-0	43	Jan. 16	N.J.	W	4-2	22-16-5
4	Oct. 17	PHI.	L	3-4	3-1-0	44	Jan. 17	at BUF.	L	2-5	22-17-5
5	Oct. 20	CGY.	W	5-4	4-1-0	45	Jan. 19	PIT.	L	4-6	22-18-5
6	Oct. 23	at N.J.	L	3-5	4-2-0	46	Jan. 21	at HFD.	L	3-4	22-19-5
7	Oct. 24	N.J.	W	2-1	5-2-0	47	Jan. 23	EDM.	W	3-2	23-19-5
8	Oct. 27	CHI.	T	4-4	5-2-1	48	Jan. 27	at MIN.	L	1-2	23-20-5
9	Oct. 28	at TOR.	L	2-5	5-3-1	49	Jan. 29	at BUF.	W	5-2	24-20-5
10	Oct. 31	NYR.	W	8-2	6-3-1	50	Jan. 30	MTL.	L	2-6	24-21-5
11	Nov. 1	at BOS.	WOT	6-5	7-3-1	51	Feb. 2	NYR.	T	2-2	24-21-6
12	Nov. 3	N.J.	W	6-3	8-3-1	52	Feb. 5	at WSH.	W	4-2	25-21-6
13	Nov. 5	PIT.	L	2-4	8-4-1	53	Feb. 6	BUF.	W	6-4	26-21-6
14	Nov. 7	DET.	WOT	4-3	9-4-1	54	Feb. 11	at TOR.	L	3-4	26-22-6
15	Nov. 10	WSH.	WOT	4-3	10-4-1	55	Feb. 12	at WSH.	L	2-6	26-23-6
16	Nov. 12	at STL.	W	4-3	11-4-1	56	Feb. 14	at NYR.	T	4-4	26-23-7
17	Nov. 14	WPG.	W	7-3	12-4-1	57	Feb. 16	CGY.	W	9-3	27-23-7
18	Nov. 17	LA.	W	4-3	13-4-1	58	Feb. 18	at PHI.	T	3-3	27-23-8
19	Nov. 18	at MTL.	L	2-5	13-5-1	59	Feb. 20	HFD.	W	3-0	28-23-8
20	Nov. 21	at PHI.	W	6-4	14-5-1	60	Feb. 21	at HFD.	W	7-2	29-23-8
21	Nov. 24	TOR.	L	3-4	14-6-1	61	Feb. 23	VAN.	W	6-1	30-23-8
22	Nov. 28	NYR.	W	5-4	15-6-1	62	Feb. 25	CHI.	T	1-1	30-23-9
23	Nov. 29	at NYR.	L	1-3	15-7-1	63	Feb. 27	WSH.	L	0-3	30-24-9
24	Dec. 2	at PIT.	W	7-1	16-7-1	64	Mar. 1	STL.	W	2-0	31-24-9
25	Dec. 4	at WSH.	W	6-4	17-7-1	65	Mar. 2	at NYR.	L	1-3	31-25-9
26	Dec. 8	MTL.	L	2-3	17-8-1	66	Mar. 5	at PIT.	L	3-8	31-26-9
27	Dec. 11	at PIT.	L	4-6	17-9-1	67	Mar. 6	at QUE.	W	2-0	32-26-9
28	Dec. 12	N.J.	W	5-3	18-9-1	68	Mar. 8	VAM.	W	7-4	33-26-9
29	Dec. 15	STL.	T	2-2	18-9-2	69	Mar. 10	QUE.	L	3-4	33-27-9
30	Dec. 17	at PHI.	L	3-4	18-10-2	70	Mar. 12	DET.	L	3-4	33-28-9
31	Dec. 19	PHI.	L	4-5	18-11-2	71	Mar. 13	at DET.	L	1-5	33-29-9
32	Dec. 22	at WPG.	L	2-5	18-12-2	72	Mar. 18	at WSH.	T	3-3	33-29-10
33	Dec. 23	at CHI.	L	5-7	18-13-2	73	Mar. 20	at WPG.	W	6-0	34-29-10
34	Dec. 26	BOS.	W	2-1	19-13-2	74	Mar. 21	at MIN.	W	5-1	35-29-10
35	Dec. 28	at N.J.	L	4-6	19-14-2	75	Mar. 23	at LAK.	W	6-2	36-29-10
36	Dec. 29	NYR.	T	3-3	19-14-3	76	Mar. 26	EDM.	W	5-4	37-29-10
37	Jan. 2	PIT.	W	3-2	20-14-3	77	Mar. 29	PHI.	W	5-3	38-29-10
38	Jan. 5	MIN.	T	3-3	20-14-4	78	Mar. 31	WSH.	W	7-3	39-29-10
39	Jan. 8	at CGY.	L	4-7	20-15-4	79	Apr. 2	at NJ.	L	2-5	39-30-10
40	Jan. 9	at EDM.	L	1-5	20-16-4	80	Apr. 3	at BOS.	L	5-3	39-31-10

OPPONENTS

IN THE PAST

STANLEY CUP PLAYOFFS

MEDIA INFORMATION



1986-87 NY ISLANDERS • 35-33-12 (82 PTS) • HEAD COACH - TERRY SIMPSON

OPPONENTS

IN THE PAST

STANLEY CUP PLAYOFFS

MEDIA INFORMATION

PLAYER	GP	G-A	PTS	+/-	PIM
Bryan Trottier	80	23-64	87	+2	50
Mike Bossy	63	38-37	75	-8	33
Pat LaFontaine	80	38-32	70	-10	70
Brent Sutter	69	27-36	63	+23	73
Mikko Makela	80	24-33	57	+3	24
Patrick Flatley	63	16-35	51	+17	81
Denis Potvin	58	12-30	42	-6	70
Duane Sutter	80	14-17	31	+1	169
Tomas Jonsson	47	6-25	31	-8	36
Rich Kromm	70	12-17	29	+2	20
Ken Leiter	74	9-20	29	+1	30
Randy Boyd	30	7-17	24	Even	37
Brad Lauer	61	7-14	21	Even	65
Steve Konroyd	75	5-16	21	-5	70
Bob Bassen	77	7-10	17	-17	89

PLAYER	GP	G-A	PTS	+/-	PIM
Alan Kerr	72	7-10	17	-10	175
Gord Dineen	71	4-10	14	-8	110
Greg Gilbert	51	6-7	13	-12	26
Ken Morrow	64	3-8	11	+7	32
Ari Haanpaa	41	6-4	10	+8	17
Brian Curran	68	0-10	10	+3	356
Dale Henry	19	3-3	6	+2	46
Gerald Diduck	30	2-3	5	-3	67
Neal Coulter	9	2-1	3	-2	7
Bill Smith	40	0-2	2	Goalie	37
Randy Wood	6	1-0	1	-1	4
Mark Hamway	2	0-1	1	-1	0
Kelly Hrudey	46	0-1	1	Goalie	37
Derek King	2	0-0	0	Even	0

GOALTENDER	GP	MINS	GAA	W	L	T	EN	SO	GA	SA	SV%
Kelly Hrudey	46	2634	3.30	21	15	7	1	0	145	1073	.881
Bill Smith	40	2252	3.53	14	18	5	3	1	132	872	.869

GAME	DATE	OPPONENT	RESULTS	SCORE	RECORD
1	Oct.9	at CHI	L	2-3	0-1-0
2	Oct.11	at L.A.	L	4-5	0-2-0
3	Oct.16	WSH	W	7-4	1-2-0
4	Oct.18	NYR	L	2-3	1-3-0
5	Oct.19	at NYR	T	2-2	1-3-1
6	Oct.21	N.J.	W	6-3	2-3-1
7	Oct.25	L.A.	W	4-3	3-3-1
8	Oct.28	PHI	W	2-1	4-3-1
9	Oct.30	at N.J.	L/OT	6-7	4-4-1
10	Nov.1	WPG	W	7-4	5-4-1
11	Nov.4	WSH	W	7-1	6-4-1
12	Nov.5	at HFD	L	2-3	6-5-1
13	Nov.8	DET	W/OT	2-1	7-5-1
14	Nov.9	at BUF	W	4-3	8-5-1
15	Nov.11	EDM	L/OT	2-3	8-6-1
16	Nov.15	at MIN	W	7-3	9-6-1
17	Nov.16	at WPG	L	1-3	9-7-1
18	Nov.18	at QUE	W/OT	4-3	10-7-1
19	Nov.20	TOR	W	6-4	11-7-1
20	Nov.22	HFD	L	3-6	11-8-1
21	Nov.25	PIT	W	5-1	12-8-1
22	Nov.26	at PIT	W	3-2	13-8-1
23	Nov.29	PHI	L	5-6	13-9-1
24	Dec.2	at CGY	T	3-3	13-9-2
25	Dec.3	at EDM	L	1-7	13-10-2
26	Dec.5	at VAN	W	4-3	14-10-2
27	Dec.7	at BOS	L	1-3	14-11-2
28	Dec.9	L.A.	L	2-7	14-12-2
29	Dec.11	at N.J.	W	8-4	15-12-2
30	Dec.13	N.J.	W	4-2	16-12-2
31	Dec.16	MIN	W	4-2	17-12-2
32	Dec.18	at PHI	L	4-9	17-13-2
33	Dec.20	NYR	W	5-2	18-13-2
34	Dec.23	PIT	W/OT	4-3	19-13-2
35	Dec.26	at WSH	L	1-2	19-14-2
36	Dec.27	at PIT	T	3-3	19-14-3
37	Dec.30	CHI	L	3-5	19-15-3
38	Dec.31	at NYR	L/OT	3-4	19-16-3
39	Jan.3	BOS	L	4-5	19-17-3
40	Jan.6	MIN	W	5-3	20-17-3

GAME	DATE	OPPONENT	RESULTS	SCORE	RECORD
41	Jan.9	at NYR	W	2-1	21-17-3
42	Jan.10	TOR	W	3-2	22-17-3
43	Jan.13	PIT	T	3-3	22-17-4
44	Jan.15	WSH	L	2-3	22-18-4
45	Jan.17	PHI	L	2-4	22-19-4
46	Jan.18	at PHI	W	3-1	23-19-4
47	Jan.20	CGY	L	1-3	23-20-4
48	Jan.21	at DET	L	5-8	23-21-4
49	Jan.24	at QUE	W/OT	2-1	24-21-4
50	Jan.27	WPG	T	2-2	24-21-5
51	Jan.30	at WSH	T	3-3	24-21-6
52	Jan.31	HFD	W	4-2	25-21-6
53	Feb.4	at VAN	L	1-4	25-22-6
54	Feb.6	at EDM	T	3-3	25-22-7
55	Feb.7	at CGY	L	1-4	25-23-7
56	Feb.14	BUF	L	1-5	25-24-7
57	Feb.17	PHI	L	2-3	25-25-7
58	Feb.18	at MTL	T	1-1	25-25-8
59	Feb.21	MTL	W	6-5	26-25-8
60	Feb.22	at N.J.	W	7-0	27-25-8
61	Feb.24	at STL	L	2-	27-26-8
62	Feb.26	PIT	W	5-4	28-26-8
63	Feb.28	STL	T	3-3	28-26-9
64	Mar.3	BOS	T	4-4	28-26-10
65	Mar.4	at NYR	L	5-7	28-27-10
66	Mar.7	at TOR	L	2-7	28-28-10
67	Mar.8	at CHI	W	6-5	29-28-10
68	Mar.10	at PIT	W	6-3	30-28-10
69	Mar.13	at N.J.	L	1-4	30-29-10
70	Mar.14	N.J.	W/OT	7-6	31-29-10
71	Mar.16	at MTL	L	0-3	31-30-10
72	Mar.19	at DET	W	3-2	32-30-10
73	Mar.21	NYR	W	4-3	33-30-10
74	Mar.24	WSH	L	1-3	33-31-10
75	Mar.26	VAN	L	2-5	33-32-10
76	Mar.27	at WSH	T	2-2	33-32-11
77	Mar.31	at STL	W	4-3	34-32-11
78	Apr.2	QUE	L	1-4	34-33-11
79	Apr.4	BUF	T	6-6	34-33-12
80	Apr.5	at PHI	W	9-5	35-33-12

1985-86 NY ISLANDERS • 39-29-12 (90 PTS) • HEAD COACH - AL ARBOUR

PLAYER	GP	G-A	PTS	+/-	PIM
Mike Bossy	80	61-62	123	+30	14
Bryan Trottier	78	37-59	96	+29	72
John Tonelli	65	20-41	61	+22	50
Denis Potvin	74	21-38	59	+78	76
Brent Sutter	61	24-31	55	+11	74
Pat LaFontaine	65	30-23	53	+16	43
Duane Sutter	80	20-33	53	+15	157
Patrick Flatley	73	18-34	52	+20	66
Tomas Jonsson	77	14-30	44	+16	62
Rich Kromm	77	19-24	43	+17	35
with Calgary	63	12-17	29	+9	31
with ISLANDERS	14	7-7	14	+8	4
Mikko Makela	58	16-20	36	+12	28
Paul Boutilier	77	4-30	34	-5	100
Bob Bourne	62	17-15	32	-7	36
Steve Konroyd	73	7-25	32	+24	80
with Calgary	59	7-20	27	+20	64
with ISLANDERS	14	0-5	5	+4	16
Greg Gilbert	60	9-19	28	+5	79
Stefan Persson	56	1-19	20	-3	40

PLAYER	GP	G-A	PTS	+/-	PIM
Mark Hamway	49	5-12	17	-5	9
Clark Gillies	55	4-10	14	-8	55
Randy Boyd	55	2-12	14	+9	79
Roger Kortko	52	5-8	13	-11	19
Ken Morrow	69	0-12	12	+24	22
Gord Dineen	57	1-8	9	+15	81
Neal Coulter	16	3-4	7	-1	2
Ari Haanpaa	18	0-7	7	Even	20
Dale Henry	7	1-3	4	Even	15
Bob Bassen	11	2-1	3	Even	6
Ken Leiter	9	1-2	3	+1	6
Gerald Diduck	10	1-2	3	+5	2
Scott Howson	10	1-2	3	+2	2
Bill Smith	41	0-3	3	Goalie	49
Kelly Hrudey	45	0-3	3	Goalie	14
Bob Nystrom	14	1-1	2	-4	16
Brad Dalgarno	2	1-0	1	+1	0
Alan Kerr	7	0-1	1	+1	16
Glenn Johannesen	2	0-0	0	-1	0

GOALTENDER	GP	MINS	GAA	W	L	T	EN	SO	GA	SA	SV%
Kelly Hrudey	45	2557	3.21	19	15	8	0	1	137	1318	.906
Bill Smith	41	2303	3.73	20	14	4	0	1	143	1061	.881

GAME	DATE	OPPONENT	RESULTS	SCORE	RECORD
1	Oct. 12	at L.A.	W	5-4 OT	1-0-0
2	Oct. 14	at VAN	L	2-4	1-1-0
3	Oct. 16	at EDM	L	4-6	1-2-0
4	Oct. 19	NYR	W	5-4	2-2-0
5	Oct. 22	VAN	T	2-2	2-2-1
6	Oct. 24	QUE	W	6-5	3-2-1
7	Oct. 26	at STL	W	5-2	4-2-1
8	Oct. 29	L.A.	L	2-3	4-3-1
9	Nov. 1	at WSH	L	3-5	4-4-1
10	Nov. 2	WSH	W	5-3	5-4-1
11	Nov. 5	CGY	T	4-4	5-4-2
12	Nov. 6	at TOR	W	5-4	6-4-2
13	Nov. 9	N.J.	W	3-2	7-4-2
14	Nov. 12	MTL	L	2-3	7-5-2
15	Nov. 16	EDM	L	4-4	7-5-3
16	Nov. 17	at PHI	L/OT	4-5	7-6-3
17	Nov. 19	PHI	W	8-6	8-6-3
18	Nov. 21	at BOS	T	4-4	8-6-4
19	Nov. 23	NYR	L	0-5	8-7-4
20	Nov. 24	at NYR	W/OT	4-3	9-7-4
21	Nov. 27	at MIN	T	4-4	9-7-5
22	Nov. 29	at WPG	W	4-1	10-7-5
23	Nov. 30	at CGY	L	3-4	10-8-5
24	Dec. 3	WPG	T	4-4	10-8-6
25	Dec. 6	at QUE	L	3-7	10-9-6
26	Dec. 7	QUE	L	1-4	10-10-6
27	Dec. 10	PIT	W	7-4	11-10-6
28	Dec. 11	at PIT	T	4-4	11-10-7
29	Dec. 14	STL	T	2-2	11-10-8
30	Dec. 17	BUF	W	7-3	12-10-8
31	Dec. 20	at NYR	T	2-2	12-10-9
32	Dec. 21	NYR	L	4-5	12-11-9
33	Dec. 23	at HFD	W	6-3	13-11-9
34	Dec. 26	HFD	L	3-4	13-12-9
35	Dec. 28	at PIT	W	4-2	14-12-9
36	Dec. 29	at BUF	L	3-4	14-13-9
37	Dec. 31	at DET	W/OT	5-4	15-13-9
38	Jan. 2	BOS	W	7-5	16-13-9
39	Jan. 4	CHI	L	1-4	16-14-9
40	Jan. 7	MIN	L	2-3	16-15-9

GAME	DATE	OPPONENT	RESULTS	SCORE	RECORD
41	Jan. 9	PIT	W	9-0	17-15-9
42	Jan. 11	DET	W	8-2	18-15-9
43	Jan. 15	at PIT	L	3-6	18-16-9
44	Jan. 17	at PHI	W	4-3	19-16-9
45	Jan. 18	at MTL	L	0-3	19-17-9
46	Jan. 21	PHI	W	7-3	20-17-9
47	Jan. 24	at WSH	W	7-5	21-17-9
48	Jan. 25	CHI	T	3-3	21-17-10
49	Jan. 28	TOR	W	9-2	22-17-10
50	Jan. 30	PHI	W	8-4	23-17-10
51	Feb. 1	PIT	W	4-3	24-17-10
52	Feb. 2	at N.J.	W/OT	3-2	25-17-10
53	Feb. 5	at CHI	L	2-3	25-18-10
54	Feb. 8	at L.A.	W	4-3	26-18-10
55	Feb. 11	VAN	W	1-0	27-18-10
56	Feb. 13	at PHI	L	3-6	27-19-10
57	Feb. 15	N.J.	W	6-5	28-19-10
58	Feb. 18	WSH	L	4-5	28-20-10
59	Feb. 21	at BUF	L	1-5	28-21-10
60	Feb. 22	DET	W	5-2	29-21-10
61	Feb. 26	at N.J.	L	2-7	29-22-10
62	Feb. 28	at WPG	W	6-3	30-22-10
63	Mar. 1	at MIN	L	4-5	30-23-10
64	Mar. 4	MTL	W	6-3	31-23-10
65	Mar. 8	WSH	L	2-6	31-24-10
66	Mar. 9	at WSH	L	1-3	31-25-10
67	Mar. 11	CGY	W	8-4	32-25-10
68	Mar. 13	at HFD	W	3-2	33-25-10
69	Mar. 15	N.J.	W	3-1	34-25-10
70	Mar. 16	at NYR	L	1-3	34-26-10
71	Mar. 18	NYR	W	6-2	35-26-10
72	Mar. 20	at TOR	W	7-1	36-26-10
73	Mar. 22	at BOS	T	3-3	36-26-11
74	Mar. 25	STL	L	0-2	36-27-11
75	Mar. 28	at WSH	W	4-3	37-27-11
76	Mar. 29	EDM	T	4-4	37-27-12
77	Apr. 1	at PHI	L	2-4	37-28-12
78	Apr. 2	at PIT	W	7-2	38-28-12
79	Apr. 5	N.J.	W	7-1	39-28-12
80	Apr. 6	at N.J.	L	7-9	39-29-12

OPPONENTS

IN THE PAST

STANLEY CUP PLAYOFFS

MEDIA INFORMATION

1984-85 NY ISLANDERS • 40-34-6 (86 PTS) • HEAD COACH - AL ARBOUR

OPPONENTS

IN THE PAST

STANLEY CUP PLAYOFFS

MEDIA INFORMATION

PLAYER	GP	G-A	PTS	+/-	PIM
Mike Bossy	76	58-59	117	+37	38
Brent Sutter	72	42-60	102	+42	51
John Tonelli	80	42-58	100	+50	95
Denis Potvin	77	17-51	68	+36	96
Bryan Trottier	68	28-31	59	+5	47
Pat LaFontaine	67	19-35	54	+9	32
Patrick Flatley	78	20-31	51	-8	104
Tomas Jonsson	69	16-34	50	-1	58
Duane Sutter	78	17-24	41	-12	172
Greg Gilbert	58	13-25	38	-4	36
Paul Boutilier	78	12-23	35	Even	90
Clark Gillies	54	15-17	32	Even	73
Stefan Persson	54	3-19	22	+8	30
Bob Bourne	44	8-12	20	-8	51
Anders Kallur	51	10-8	18	-9	26
Gord Dineen	48	1-12	13	+10	89
Dave Langevin	56	0-13	13	-6	35

PLAYER	GP	G-A	PTS	+/-	PIM
Roger Kortko	27	2-9	11	-3	9
Gerald Diduck	65	2-8	10	+2	80
Gord Lane	57	1-8	9	+10	83
Ken Morrow	15	1-7	8	+5	14
Bob Nystrom	36	2-5	7	+6	58
Butch Goring	29	2-5	7	-11	2
Mats Hallin	38	5-0	5	-7	50
Scott Howson	8	4-1	5	+4	2
Alan Kerr	19	3-1	4	-7	24
Dale Henry	15	2-1	3	+1	14
Ron Handy	10	0-2	2	-1	0
Ken Leiter	5	0-2	2	Even	2
Kelly Hrudey	41	0-1	1	Goalie	17
Roland Melanson	8	0-0	0	Goalie	0
Vern Smith	1	0-0	0	Even	0
Mark Hamway	2	0-0	0	Even	0
Bill Smith	37	0-0	0	Goalie	25

GOALTENDER	GP	MINS	GAA	W	L	T	EN	SO	GA	SA	SV%
Kelly Hrudey	41	2335	3.62	19	17	3	2	2	141	1093	.886
Bill Smith	37	2090	3.82	18	14	3	1	0	133	967	.879
Roland Melanson	8	425	4.94	3	3	0	0	0	35	222	.864

GAME	DATE	OPPONENT	RESULTS	SCORE	RECORD
1	Oct. 10	at N.J.	L	2-7	0-1-0
2	Oct. 13	CHI	W/OT	7-6	1-1-0
3	Oct. 16	N.J.	W	6-4	2-1-0
4	Oct. 17	at DET	W	6-4	3-1-0
5	Oct. 20	L.A.	W	8-3	4-1-0
6	Oct. 21	at NYR	L	5-6	4-2-0
7	Oct. 23	VAN	W	6-5	5-2-0
8	Oct. 27	BOS	L	3-8	5-3-0
9	Oct. 30	NYR	W	7-3	6-3-0
10	Nov. 1	at MTL	L/OT	5-6	6-4-0
11	Nov. 3	at QUE	L	4-5	6-5-0
12	Nov. 4	at BOS	L	3-6	6-6-0
13	Nov. 6	STL	W	6-3	7-6-0
14	Nov. 9	at NYR	L/OT	4-5	7-7-0
15	Nov. 10	PIT	W	5-4	8-7-0
16	Nov. 15	MIN	W	6-1	9-7-0
17	Nov. 17	NYR	W	10-4	10-7-0
18	Nov. 18	at PHI	T	3-3	10-7-1
19	Nov. 20	WSH	W	5-3	11-7-1
20	Nov. 23	at WSH	W	5-1	12-7-1
21	Nov. 24	BUF	W	6-3	13-7-1
22	Nov. 28	at CGY	L	2-5	13-8-1
23	Nov. 30	at WPG	W	5-2	14-8-1
24	Dec. 3	at VAN	W	5-4	15-8-1
25	Dec. 5	at EDM	L	4-6	15-9-1
26	Dec. 8	HFD	L/OT	3-4	15-10-1
27	Dec. 11	N.J.	L	5-7	15-11-1
28	Dec. 12	at PIT	L	3-4	15-12-1
29	Dec. 15	PHI	W	6-2	16-12-1
30	Dec. 18	WPG	W	7-4	17-12-1
31	Dec. 21	at HFD	W	1-0	18-12-1
32	Dec. 22	PIT	W	5-2	19-12-1
33	Dec. 26	at PIT	L	5-6	19-13-1
34	Dec. 27	WSH	L/OT	4-5	19-14-1
35	Dec. 29	at STL	W	5-1	20-14-1
36	Dec. 31	at MIN	L	3-4	20-15-1
37	Jan. 2	at DET	W	7-2	21-15-1
38	Jan. 5	BUF	L	3-7	21-16-1
39	Jan. 8	MTL	W	3-1	22-16-1
40	Jan. 10	at N.J.	W	3-2	23-16-1

GAME	DATE	OPPONENT	RESULTS	SCORE	RECORD
41	Jan. 12	PHI	W	5-3	24-16-1
42	Jan. 13	at CHI	W	6-5	25-16-1
43	Jan. 15	at VAN	L/OT	5-6	25-17-1
44	Jan. 16	at EDM	T	3-3	25-17-2
45	Jan. 19	at L.A.	L/OT	5-6	25-18-2
46	Jan. 22	DET	L	4-5	25-19-2
47	Jan. 24	TOR	W	4-1	26-19-2
48	Jan. 26	WSH	L	1-5	26-20-2
49	Jan. 27	at WSH	L	2-5	26-21-2
50	Jan. 29	MIN	T	4-4	26-21-3
51	Feb. 1	at N.J.	L	2-3	26-22-3
52	Feb. 2	at PIT	W	4-0	27-22-3
53	Feb. 5	PHI	W	7-5	28-22-3
54	Feb. 7	NYR	W	7-5	29-22-3
55	Feb. 9	PIT	W	4-1	30-22-3
56	Feb. 16	HFD	T	4-4	30-22-4
57	Feb. 17	at NYR	L	3-9	30-23-4
58	Feb. 19	CGY	W	8-4	31-23-4
59	Feb. 21	WPG	L	2-3	31-24-4
60	Feb. 23	BOS	W	7-1	32-24-4
61	Feb. 24	at MTL	L/OT	3-4	32-25-4
62	Feb. 27	at CGY	L	1-3	32-26-4
63	Mar. 2	at TOR	L	2-4	32-27-4
64	Mar. 3	at BUF	W	3-2	33-27-4
65	Mar. 5	PHI	L/OT	4-5	33-28-4
66	Mar. 7	at N.J.	T	4-4	33-28-5
67	Mar. 9	TOR	W	4-2	34-28-5
68	Mar. 12	at STL	W	6-5	35-28-5
69	Mar. 3	at CHI	W	4-3	36-28-5
70	Mar. 16	WSH	W	6-4	37-28-5
71	Mar. 17	at PHI	L	3-5	37-29-5
72	Mar. 19	L.A.	W	3-2	38-29-5
73	Mar. 21	QUE	L	1-5	38-30-5
74	Mar. 24	at NYR	W	5-2	39-30-5
75	Mar. 26	EDM	L	5-7	39-31-5
76	Mar. 28	at QUE	L	2-4	39-32-5
77	Mar. 30	at WSH	L	3-4	39-33-5
78	Apr. 2	PIT	W	4-3	40-33-5
79	Apr. 4	at PHI	L	0-3	40-34-5
80	Apr. 6	N.J.	T	5-5	40-34-6

1983-84 NY ISLANDERS • 50-26-4 (104 PTS) • HEAD COACH - AL ARBOUR

PLAYER	GP	G-A	PTS	+/-	PIM	PLAYER	GP	G-A	PTS	+/-	PIM
Mike Bossy	67	51-67	118	+66	8	Ken Morrow	63	3-11	14	+26	45
Bryan Trottier	68	40-71	111	+70	59	Gord Dineen	43	1-11	12	+10	32
Denis Potvin	78	22-63	85	+55	87	Wayne Merrick	31	6-5	11	+2	10
John Tonelli	73	27-40	67	+21	66	Paul Boutilier	28	0-11	11	+18	36
Greg Gilbert	79	31-35	66	+51	59	Patrick Flatley	16	2-7	9	+3	6
Bob Bourne	78	22-34	56	+12	75	Bill Carroll	39	5-2	7	-1	12
Brent Sutter	69	34-15	49	+4	69	Mats Hallin	40	2-5	7	-2	27
Tomas Jonsson	72	11-36	47	+12	54	Gord Lane	38	0-3	3	+6	70
Butch Goring	71	22-24	46	+9	8	Roland Melanson	37	0-2	2	Goalie	10
Bob Nystrom	74	15-29	44	+9	80	Bill Smith	42	0-2	2	Goalie	23
Duane Sutter	78	17-23	40	+2	94	Mike McEwen	15	0-2	2	-5	6
Stefan Persson	75	9-24	33	+30	65	Garth MacGuigan	3	0-1	1	Even	0
Clark Gillies	76	12-16	28	+5	65	Darcy Regier	5	0-1	1	+2	0
Anders Kallur	65	9-14	23	Even	24	Bruce Affleck	1	0-0	0	-1	0
Pat LaFontaine	15	13-6	19	+9	6	Kelly Hrudey	12	0-0	0	Goalie	0
Dave Langevin	69	3-16	19	+26	53						

GOALTENDER	GP	MINS	GAA	W	L	T	EN	SO	GA	SA	SV%
Kelly Hrudey	12	535	3.14	7	2	0	0	0	28	261	.903
Roland Melanson	37	2019	3.27	20	11	2	0	0	110	1019	.903
Bill Smith	42	2279	3.42	23	13	2	0	2	130	1122	.896

GAME	DATE	OPPONENT	RESULTS	SCORE	RECORD	GAME	DATE	OPPONENT	RESULTS	SCORE	RECORD
1	Oct. 4	at QUE	L	3-7	0-1-0	41	Jan. 5	at HFD	L	2-4	26-13-2
2	Oct. 6	at MTL	W	7-4	1-1-0	42	Jan. 7	CHI	W	5-3	27-13-2
3	Oct. 8	at WSH	W/OT	8-7	2-1-0	43	Jan. 8	at NYR	L	4-5	27-14-2
4	Oct. 11	LA.	W	5-2	3-1-0	44	Jan. 10	NJ.	W	4-2	28-14-2
5	Oct. 15	PHI	L	1-5	3-2-0	45	Jan. 12	MTL	W	7-3	29-14-2
6	Oct. 16	at BUF	W	3-2	4-2-0	46	Jan. 14	NYR	W	4-2	30-14-2
7	Oct. 18	CGY	L	3-4	4-3-0	47	Jan. 16	at BOS	L	0-2	30-15-2
8	Oct. 22	NYR	L	2-3	4-4-0	48	Jan. 18	at CHI	W	9-1	31-15-2
9	Oct. 23	at NYR	L	5-6	4-5-0	49	Jan. 21	at PHI	L	1-7	31-16-2
10	Oct. 25	WPG	L	2-4	4-6-0	50	Jan. 24	at DET	L	0-4	31-17-2
11	Oct. 29	NJ.	W	5-3	5-6-0	51	Jan. 26	QUE	L	1-5	31-18-2
12	Oct. 30	at PHI	W	6-2	6-6-0	52	Jan. 28	DET.	L	3-4	31-19-2
13	Nov. 1	VAN.	W	6-3	7-6-0	53	Feb. 2	STL	L	2-5	31-20-2
14	Nov. 4	at NJ.	W	6-1	8-6-0	54	Feb. 4	PIT	W	6-5	32-20-2
15	Nov. 5	BUF.	W	4-0	9-6-0	55	Feb. 5	at PIT.	W	5-4	33-20-2
16	Nov. 8	PHI	W	4-1	10-6-0	56	Feb. 7	EDM	W	5-3	34-20-2
17	Nov. 11	at PIT.	W	6-5	11-6-0	57	Feb. 11	VAN.	W	6-4	35-20-2
18	Nov. 12	PIT	L	2-4	11-7-0	58	Feb. 13	at TOR	L	1-3	35-21-2
19	Nov. 15	HFD.	W	6-4	12-7-0	59	Feb. 15	at NYR	L	2-3	35-22-2
20	Nov. 18	at WSH	L	1-7	12-8-0	60	Feb. 18	NYR	W	4-3	36-22-2
21	Nov. 19	WSH	W	6-2	13-8-0	61	Feb. 19	at NJ.	W/OT	5-4	37-22-2
22	Nov. 22	QUE	W	3-2	14-8-0	62	Feb. 23	STL	W	5-1	38-22-2
23	Nov. 23	at PHI	W	4-2	15-8-0	63	Feb. 25	NJ.	W	7-1	39-22-2
24	Nov. 26	CHI	W	9-3	16-8-0	64	Feb. 26	at PHI	L	3-5	39-23-2
25	Nov. 29	at STL	T	5-5	16-8-1	65	Feb. 29	at WPG	W	4-3	40-23-2
26	Dec. 1	at CGY	L	2-6	16-9-1	66	Mar. 3	at TOR	W	11-6	41-23-2
27	Dec. 4	at EDM	W	4-2	17-9-1	67	Mar. 6	PHI	W	5-2	42-23-2
28	Dec. 6	at VAN	W	5-2	18-9-1	68	Mar. 8	TOR.	W	9-5	43-23-2
29	Dec. 7	at LA.	T	4-4	18-9-2	69	Mar. 10	CGY	L/OT	4-5	43-24-2
30	Dec. 10	at MIN	W	4-2	19-9-2	70	Mar. 11	at PIT.	W	6-4	44-24-2
31	Dec. 13	EDM	W	8-5	20-9-2	71	Mar. 13	at NJ.	W	5-1	45-24-2
32	Dec. 15	DET.	W	4-2	21-9-2	72	Mar. 17	WSH	L	1-2	45-25-2
33	Dec. 17	NYR	W	7-1	22-9-2	73	Mar. 18	at HFD	L	4-5	45-26-2
34	Dec. 20	PIT	W	11-3	23-9-2	74	Mar. 20	NJ.	W	5-2	46-26-2
35	Dec. 22	WSH	W	6-1	24-9-2	75	Mar. 22	at BOS	T	3-3	46-26-3
36	Dec. 23	at WSH	L	3-7	24-10-2	76	Mar. 24	MIN.	T	4-4	46-26-4
37	Dec. 28	at LA.	W/OT	6-5	25-10-2	77	Mar. 25	at BUF	W	5-3	47-26-4
38	Dec. 30	at WPG	L/OT	3-4	25-11-2	78	Mar. 27	MTL	W	7-0	48-26-4
39	Dec. 31	at MIN	W	7-3	26-11-2	79	Mar. 31	at WSH	W	3-1	49-26-4
40	Jan. 3	BOS	L	2-4	26-12-2	80	Apr. 1	at PIT.	W	2-1	50-26-4

OPPONENTS

IN THE PAST

STANLEY CUP PLAYOFFS

MEDIA INFORMATION

1982-83 NY ISLANDERS • 42-26-12 (96 PTS) • HEAD COACH - AL ARBOUR

OPPONENTS

PLAYER	GP	G-A	PTS	+/-	PIM
Mike Bossy	79	60-58	118	+27	20
Bryan Trottier	80	34-55	89	+37	68
John Tonelli	76	31-40	71	+30	55
Denis Potvin	69	12-54	66	+32	60
Bob Bourne	77	20-42	62	+14	55
Tomas Jonsson	72	13-35	48	+40	50
Clark Gillies	70	21-20	41	+9	76
Brent Sutter	80	21-19	40	+14	128
Butch Goring	75	19-20	39	+10	8
Duane Sutter	75	13-19	32	+8	118
Bob Nystrom	74	10-20	30	+6	98
Stefan Persson	70	4-25	29	+12	71
Dave Langevin	73	4-17	21	+22	64
Greg Gilbert	45	8-11	19	+1	30

PLAYER	GP	G-A	PTS	+/-	PIM
Ken Morrow	79	5-11	16	+18	44
Wayne Merrick	59	4-12	16	-3	27
Mats Hallin	30	7-7	14	+4	26
Anders Kallur	55	6-8	14	+9	33
Mike McEwen	42	2-11	13	+11	16
Bill Carroll	71	1-11	12	+3	24
Paul Boutilier	29	4-5	9	-5	24
Gord Lane	44	3-4	7	+1	87
Roland Melanson	44	0-3	3	Goalie	22
Kevin Devine	2	0-1	1	+1	8
Gord Dineen	2	0-0	0	-2	4
Darcy Regier	6	0-0	0	Even	7
Bill Smith	41	0-0	0	Goalie	41

IN THE PAST

GOALTENDER	GP	MINS	GAA	W	L	T	EN	SO	GA	SA	SV%
Roland Melanson	44	2460	2.66	24	12	5	3	1	109	1097	.910
Bill Smith	41	2340	2.87	18	14	7	2	1	112	1083	.906

STANLEY CUP PLAYOFFS

GAME	DATE	OPPONENT	RESULTS	SCORE	RECORD
1	Oct.5	at VAN	L	1-2	0-1-0
2	Oct.7	at CGY	W	5-4	1-1-0
3	Oct.8	at EDM	W	6-4	2-1-0
4	Oct.11	at NYR	W	4-3	3-1-0
5	Oct.14	PIT	W	9-0	4-1-0
6	Oct.16	L.A.	W	4-1	5-1-0
7	Oct.19	VAN	W	5-4	6-1-0
8	Oct.21	WSH	W	6-3	7-1-0
9	Oct.23	NYR	W	5-2	8-1-0
10	Oct.24	at CHI	L	2-4	8-2-0
11	Oct.26	CGY	W	7-2	9-2-0
12	Oct.28	at N.J.	W	4-2	10-2-0
13	Oct.30	N.J.	W	8-5	11-2-0
14	Nov.2	PIT	L	1-3	11-3-0
15	Nov.3	at DET	T	3-3	11-3-1
16	Nov.6	PHI	L	3-6	11-4-1
17	Nov.7	at PHI	T	2-2	11-4-2
18	Nov.9	STL	W	4-1	12-4-2
19	Nov.11	at MIN	L	0-2	12-5-2
20	Nov.13	at WSH	L	1-3	12-6-2
21	Nov.16	EDM	W	4-2	13-6-2
22	Nov.18	BOS	L	1-3	13-7-2
23	Nov.20	CHI	W	5-4	14-7-2
24	Nov.21	at NYR	L	3-7	14-8-2
25	Nov.23	MIN	T	8-8	14-8-3
26	Nov.25	at BOS	T	1-1	14-8-4
27	Nov.27	NYR	L	0-3	14-9-4
28	Nov.28	at WSH	T	3-3	14-9-5
29	Nov.30	at STL	W	3-2	15-9-5
30	Dec.3	at WPG	L	2-4	15-10-5
31	Dec.4	at TOR	L	1-4	15-11-5
32	Dec.7	TOR	W	6-3	16-11-5
33	Dec.8	at DET	L	0-2	16-12-5
34	Dec.11	N.J.	W	7-1	17-12-5
35	Dec.14	BUF	L	3-5	17-13-5
36	Dec.17	at NYR	W	5-2	18-13-5
37	Dec.18	PHI	T	4-4	18-13-6
38	Dec.21	at QUE	T	3-3	18-13-7
39	Dec.23	WSH	L	1-5	18-14-7
40	Dec.26	at HFD	W	3-2	19-14-7

GAME	DATE	OPPONENT	RESULTS	SCORE	RECORD
41	Dec.31	at BUF	L	1-5	19-15-7
42	Jan.1	at PIT	L	1-2	19-16-7
43	Jan.4	BUF	W	5-2	20-16-7
44	Jan.8	at QUE	W	6-1	21-16-7
45	Jan.11	WPG	W	4-1	22-16-7
46	Jan.13	at N.J.	W	5-2	23-16-7
47	Jan.15	L.A.	W	5-2	24-16-7
48	Jan.18	HFD	W	8-1	25-16-7
49	Jan.20	at MTL	T	4-4	25-16-8
50	Jan.22	PHI	L	0-1	25-17-8
51	Jan.27	at L.A.	W	6-4	26-17-8
52	Jan.29	at VAN	W	5-3	27-17-8
53	Jan.30	at EDM	W	4-2	28-17-8
54	Feb.1	at CGY	T	2-2	28-17-9
55	Feb.3	at N.J.	W	7-2	29-17-9
56	Feb.5	MIN	L	2-4	29-18-9
57	Feb.10	WSH	W	8-3	30-18-9
58	Feb.12	HFD	L	2-4	30-19-9
59	Feb.15	at QUE	L	1-4	30-20-9
60	Feb.17	PIT	W	4-1	31-20-9
61	Feb.19	MTL	W	5-0	32-20-9
62	Feb.22	WPG	T	2-2	32-20-10
63	Feb.23	at CHI	T	4-4	32-20-11
64	Feb.26	DET	L	3-5	32-21-11
65	Feb.27	at PHI	L	0-2	32-22-11
66	Mar.1	at MTL	T	3-3	32-22-12
67	Mar.3	TOR	W	5-1	33-22-12
68	Mar.5	N.J.	W	5-1	34-22-12
69	Mar.8	at STL	L	0-6	34-23-12
70	Mar.10	at PIT	W	4-3	35-23-12
71	Mar.12	WSJ	W	6-2	36-23-12
72	Mar.16	at NYR	L	1-2	36-24-12
73	Mar.17	at N.J.	W	9-5	37-24-12
74	Mar.19	PHI	W	9-2	38-24-12
75	Mar.22	BOS	L	1-3	38-25-12
76	Mar.26	NYR	W	3-2	39-25-12
77	Mar.27	at PIT	W	4-1	40-25-12
78	Mar.30	at WSH	W	7-1	41-25-12
79	Apr.2	PIT	W	6-3	42-25-12
80	Apr.3	at PHI	L	2-4	42-26-12

MEDIA INFORMATION

1981-82 NY ISLANDERS • 54-16-10 (118 PTS) • HEAD COACH - AL ARBOUR

PLAYER	GP	G-A	PTS	+/-	PIM
Mike Bossy	80	64-83	147	+69	22
Bryan Trottier	80	50-79	129	+70	88
John Tonelli	80	35-58	93	+48	57
Clark Gillies	79	38-39	77	+39	75
Denis Potvin	59	24-37	61	+38	83
Bob Bourne	76	27-26	53	+27	77
Duane Sutter	77	18-35	53	+23	100
Mike McEwen	73	10-39	49	+30	50
Bob Nystrom	74	22-25	47	+13	103
Brent Sutter	43	21-22	43	+28	114
Stefan Persson	70	6-37	43	+38	99
Anders Kallur	58	18-22	40	+5	18
Wayne Merrick	68	12-27	39	+4	20

PLAYER	GP	G-A	PTS	+/-	PIM
Tomas Jonsson	70	9-25	34	+26	51
Butch Goring	67	15-17	32	-3	10
Bill Carroll	72	9-20	29	+12	32
Dave Langevin	73	1-20	21	+34	82
Ken Morrow	75	1-18	19	+53	56
Hector Marini	30	4-9	13	+3	53
Gord Lane	51	0-13	13	+26	98
Greg Gilbert	1	1-0	1	Even	0
Bill Smith	46	0-1	1	Goalie	24
Neil Hawryliw	1	0-0	0	Even	0
Paul Boutilier	1	0-0	0	Even	0
Roland Melanson	36	0-0	0	Goalie	14

GOALTENDER	GP	MIN	GAA	W	L	T	EN	SO	GA	SA	SV%
Bill Smith	46	2685	2.97	32	9	4	0	0	133	1199	.900
Roland Melanson	36	2115	3.23	22	7	6	0	0	114	974	.895

GAME	DATE	OPPONENT	RESULTS	SCORE	RECORD
1	Oct. 7	at L.A.	W	4-1	1-0-0
2	Oct. 10	at COL	T	2-2	1-0-1
3	Oct. 14	at PIT	W	4-1	2-0-1
4	Oct. 15	VAN.	W	4-1	3-0-1
5	Oct. 17	NYR	W	5-4	4-0-1
6	Oct. 20	L.A.	L	6-9	4-1-1
7	Oct. 23	at WSH	W	4-2	5-1-1
8	Oct. 24	WSH	W	6-4	6-1-1
9	Oct. 27	EDM	W	4-3	7-1-1
10	Oct. 29	at HFD	T	6-6	7-1-2
11	Oct. 31	at MTL	W	2-1	8-1-2
12	Nov. 3	CGY	T	2-2	8-1-3
13	Nov. 7	BUF.	L	2-6	8-2-3
14	Nov. 10	at WPG	W	5-3	9-2-3
15	Nov. 11	at TOR	W	4-3	10-2-3
16	Nov. 14	EDM	T	5-5	10-2-4
17	Nov. 15	at PHI	L	4-5	10-3-4
18	Nov. 17	at QUE	L	2-7	10-4-4
19	Nov. 21	NYR	W	4-3	11-4-4
20	Nov. 22	at NYR	W	7-2	12-4-4
21	Nov. 24	BOS	W	3-1	13-4-4
22	Nov. 26	STL	W	9-2	14-4-4
23	Nov. 28	at BOS	L	4-5	14-5-4
24	Nov. 29	at BUF	L	2-5	14-6-4
25	Dec. 5	at MIN	W	8-5	15-6-4
26	Dec. 6	at WPG	L	2-5	15-7-4
27	Dec. 9	at VAN	L	3-4	15-8-4
28	Dec. 12	at CGY	T	3-3	15-8-5
29	Dec. 13	at EDM	L	3-4	15-9-5
30	Dec. 15	QUE	W	10-7	16-9-5
31	Dec. 17	WSH	W	4-1	17-9-5
32	Dec. 19	DET.	W	5-1	18-9-5
33	Dec. 20	at DET	W	5-3	19-9-5
34	Dec. 22	WPG	W	5-2	20-9-5
35	Dec. 26	PHI	W	4-2	21-9-5
36	Dec. 29	MTL.	L	4-5	21-10-5
37	Dec. 30	at NYR	L	4-6	21-11-5
38	Jan. 2	CHI	W	5-3	22-11-5
39	Jan. 4	VAN.	W	4-1	23-11-5
40	Jan. 7	at PHI	W	5-4	24-11-5

GAME	DATE	OPPONENT	RESULTS	SCORE	RECORD
41	Jan. 9	PHI	W	3-1	25-11-5
42	Jan. 14	at BOS	L	4-5	25-12-5
43	Jan. 17	at WSH	T	2-2	25-12-6
44	Jan. 20	at NYR	L	2-3	25-13-6
45	Jan. 21	PIT	W	6-1	26-13-6
46	Jan. 23	NYR	W	6-1	27-13-6
47	Jan. 26	PIT	W	9-2	28-13-6
48	Jan. 27	at PIT	W	6-3	29-13-6
49	Jan. 30	MIN.	W	4-2	30-13-6
50	Feb. 2	WSH	W	7-6	31-13-6
51	Feb. 4	at WSH	W	5-2	32-13-6
52	Feb. 6	DET.	W	6-2	33-13-6
53	Feb. 7	at BUF	W	7-3	34-13-6
54	Feb. 11	at CHI	W	8-2	35-13-6
55	Feb. 13	PHI	W	8-2	36-13-6
56	Feb. 14	at HFD	W	9-1	37-13-6
57	Feb. 16	PIT	W	6-2	38-13-6
58	Feb. 18	at PHI	W	7-4	39-13-6
59	Feb. 20	COL	W	3-2	40-13-6
60	Feb. 21	at PIT	L	3-4	40-14-6
61	Feb. 23	CHI	W	5-1	41-14-6
62	Feb. 25	PIT	W	4-2	42-14-6
63	Feb. 27	QUE	T	5-5	42-14-7
64	Mar. 1	at TOR	W	9-5	43-14-7
65	Mar. 2	CGY	W	6-3	44-14-7
66	Mar. 4	TOR	W	10-1	45-14-7
67	Mar. 6	NYR	W	6-4	46-14-7
68	Mar. 9	at STL	W	6-4	47-14-7
69	Mar. 10	at MIN	T	4-4	47-14-8
70	Mar. 13	at L.A.	L	0-3	47-15-8
71	Mar. 17	at COL	W	5-2	48-15-8
72	Mar. 20	STL	T	3-3	48-15-9
73	Mar. 21	at WSH	W	3-2	49-15-9
74	Mar. 23	WSH	W	8-1	50-15-9
75	Mar. 25	MYL	W	3-1	51-15-9
76	Mar. 27	HFD.	W	5-4	52-15-9
77	Mar. 29	at NYR	W	7-3	53-15-9
78	Apr. 1	at PHI	T	3-3	53-15-10
79	Apr. 3	PHI	W	6-3	54-15-10
80	Apr. 4	at PIT	L	2-7	54-16-10

OPPONENTS

IN THE PAST

STANLEY CUP PLAYOFFS

MEDIA INFORMATION

1980-81 NY ISLANDERS • 48-18-14 (110 PTS) • HEAD COACH - AL ARBOUR

OPPONENTS

IN THE PAST

STANLEY CUP PLAYOFFS

MEDIA INFORMATION

PLAYER	GP	G-A	PTS	+/-	PIM
Mike Bossy	79	68-51	119	+37	32
Bryan Trottier	73	31-72	103	+49	74
Clark Gillies	80	33-45	78	+26	99
Bob Bourne	78	35-41	76	+34	62
Denis Potvin	74	20-56	76	+38	104
Anders Kallur	78	36-28	64	+25	32
Stefan Persson	80	9-52	61	+24	82
Butch Goring	78	23-37	60	+4	0
John Tonelli	70	20-32	52	+8	57
Mike McEwen	78	11-38	49	-30	94
with Colorado	65	11-35	46	-33	84
with ISLANDERS	13	0-3	3	+3	10
Bob Nystrom	79	14-30	44	+6	145
Steve Tambellini	61	19-17	36	-12	17
Wayne Merrick	71	16-15	31	+12	30

PLAYER	GP	G-A	PTS	+/-	PIM
Garry Howatt	70	4-15	19	+12	174
Duane Sutter	23	7-11	18	-8	26
Dave Langevin	75	1-16	17	+40	122
Ken Morrow	80	2-11	13	+19	20
Bob Lorimer	73	1-12	13	+45	77
Gord Lane	60	3-9	12	-6	124
Hector Marini	14	4-7	11	+9	39
Bill Carroll	18	4-4	8	+3	6
Jean Potvin	18	2-3	5	-9	25
Brent Sutter	3	2-2	4	+2	0
Lorne Henning	9	1-2	3	+4	24
Glenn Resch	32	0-1	1	Goalie	0
Roland Melanson	11	0-0	0	Goalie	4
Bill Smith	41	0-0	0	Goalie	33

GOALTENDER	GP	MINS	GAA	W	L	T	EN	SO	GA	SA	SV%
Glenn Resch	32	1817	3.07	18	7	5	2	3	93	885	.895
Roland Melanson	11	620	3.10	8	1	1	0	0	32	304	.895
Bill Smith	41	2363	3.28	22	10	8	4	2	129	1219	.894

GAME	DATE	OPPONENT	RESULTS	SCORE	RECORD
1	Oct.11	BOS	.W	5-2	1-0-0
2	Oct.12	at WSH	.W	2-1	2-0-0
3	Oct.14	STL	.T	5-5	2-0-1
4	Oct.16	at DET	.W	6-4	3-0-1
5	Oct.18	EDM	.T	5-5	3-0-2
6	Oct.19	at HFD	.T	3-3	3-0-3
7	Oct.21	VAN	.L	3-6	3-1-3
8	Oct.23	at PHI	.L	2-4	3-2-3
9	Oct.25	PHI	.L	1-3	3-3-3
10	Oct.26	at BUF	.L	2-5	3-4-3
11	Oct.28	MTL	.W	6-4	4-4-3
12	Nov.1	L.A.	.L	3-7	4-5-3
13	Nov.4	DET	.W	6-4	5-5-3
14	Nov.6	at BOS	.W	4-2	6-5-3
15	Nov.8	CHI	.W	7-3	7-5-3
16	Nov.11	MIN	.T	6-6	7-5-4
17	Nov.12	at TOR	.W	4-2	8-5-4
18	Nov.15	BUF	.W	4-1	9-5-4
19	Nov.17	at MIN	.W	2-1	10-5-4
20	Nov.18	at STL	.W	7-2	11-5-4
21	Nov.20	HFD	.W	5-0	12-5-4
22	Nov.22	NYR	.W	6-4	13-5-4
23	Nov.24	WPG	.T	4-4	13-5-5
24	Nov.27	at MTL	.W	4-3	14-5-5
25	Nov.29	DET	.W	5-1	15-5-5
26	Nov.30	at QUE	.W	7-3	16-5-5
27	Dec.2	COL	.W	5-1	17-5-5
28	Dec.4	at COL	.L	3-4	17-6-5
29	Dec.6	at L.A.	.L	3-5	17-7-5
30	Dec.7	at VAN	.W	5-3	18-7-5
31	Dec.10	at EDM	.W	3-2	19-7-5
32	Dec.13	at CGY	.T	4-4	19-7-6
33	Dec.14	at WPG	.W	5-4	20-7-6
34	Dec.16	WPG	.W	6-2	21-7-6
35	Dec.20	QUE	.W	5-2	22-7-6
36	Dec.21	at CHI	.W	9-0	23-7-6
37	Dec.23	CGY	.T	2-2	23-7-7
38	Dec.27	at HFD	.T	5-5	23-7-8
39	Dec.30	COL	.W	9-3	24-7-8
40	Jan.2	at NYR	.L	1-3	24-8-8

GAME	DATE	OPPONENT	RESULTS	SCORE	RECORD
41	Jan.3	HFD	.W	8-1	25-8-8
42	Jan.6	TOR	.W	6-3	26-8-8
43	Jan.7	at TOR	.L	3-7	26-9-8
44	Jan.10	BOS	.L	2-3	26-10-8
45	Jan.11	at PHI	.W	4-2	27-10-8
46	Jan.13	PIT	.W	6-3	28-10-8
47	Jan.17	WSH	.W	6-4	29-10-8
48	Jan.20	CGY	.W	5-0	30-10-8
49	Jan.22	at DET	.W	3-0	31-10-8
50	Jan.24	QUE	.W	7-4	32-10-8
51	Jan.26	BUF	.L	3-5	32-11-8
52	Jan.28	at TOR	.W	6-4	33-11-8
53	Jan.31	at QUE	.L	1-5	33-12-8
54	Feb.1	at BOS	.L	3-6	33-13-8
55	Feb.3	L.A.	.W	8-1	34-13-8
56	Feb.4	at NYR	.L	3-9	34-14-8
57	Feb.7	MIN	.T	5-5	34-14-9
58	Feb.12	at PIT	.L	3-5	34-15-9
59	Feb.14	STL	.T	1-1	34-15-10
60	Feb.17	TOR	.L	5-8	34-16-10
61	Feb.21	CHI	.W	6-3	35-16-10
62	Feb.23	at MIN	.W	4-1	36-16-10
63	Feb.25	at CGY	.L	4-11	36-17-10
64	Feb.27	at VAN	.W	5-1	37-17-10
65	Feb.28	at L.A.	.W	2-1	38-17-10
66	Mar.3	EDM	.T	8-8	38-17-11
67	Mar.7	VAN	.W	3-1	39-17-11
68	Mar.11	at WPG	.W	6-3	40-17-11
69	Mar.12	at EDM	.W	5-0	41-17-11
70	Mar.14	PHI	.L	3-4	41-17-12
71	Mar.17	MTL	.T	3-3	41-17-13
72	Mar.20	at COL	.W	5-3	42-17-13
73	Mar.22	at CHI	.W	6-2	43-17-13
74	Mar.24	at STL	.W	5-3	44-17-13
75	Mar.28	PIT	.T	4-4	44-17-14
76	Mar.29	at WSH	.W	5-4	45-17-14
77	Mar.31	at MTL	.L	1-3	45-18-14
78	Apr.2	NYR	.W	2-1	46-18-14
79	Apr.4	WSH	.W	4-1	47-18-14
80	Apr.5	at BUF	.W	7-3	48-18-14

1979-80 NY ISLANDERS • 39-28-13 (91 PTS) • HEAD COACH - AL ARBOUR

PLAYER	GP	G-A	PTS	+/-	PIM
Bryan Trottier	78	42-62	104	+31	68
Mike Bossy	75	51-41	92	+28	12
Butch Goring	81	26-53	79	-14	14
with Los Angeles	69	20-48	68	-21	12
with ISLANDERS	12	6-5	11	+7	2
Clark Gillies	73	19-35	54	+29	49
Anders Kallur	76	22-30	52	+12	16
John Tonelli	77	14-30	44	+8	49
Denis Potvin	31	8-33	41	+13	44
Bob Bourne	73	15-25	40	+5	52
Bob Nystrom	67	21-18	39	+4	94
Stefan Persson	73	4-35	39	+13	76
Wayne Merrick	70	13-22	35	+12	16
Billy Harris	67	15-15	30	Even	37
Duane Sutter	56	15-9	24	+5	55
Gord Lane	74	4-18	22	+11	205
with Washington	19	2-4	6	+1	53
with ISLANDERS	55	2-14	16	+10	152

PLAYER	GP	G-A	PTS	+/-	PIM
Dave Lewis	62	5-16	21	+10	54
Garry Howatt	77	8-11	19	-3	219
Bob Lorimer	74	3-16	19	+32	53
Dave Langevin	76	3-13	16	+11	109
Jean Potvin	32	2-13	15	-12	26
Steve Tambellini	45	5-8	13	-1	4
Lorne Henning	39	3-6	9	-10	6
Mike Kaszycski	16	1-4	5	+3	15
Yvon Vautour	17	3-1	4	-6	24
Ken Morrow	18	0-3	3	+4	4
Glenn Resch	45	0-3	3	Goalie	4
Bill Smith	38	1-0	1	Goalie	39
Alex McKendry	2	0-0	0	-1	2
Garth MacGuigan	2	0-0	0	+1	0
Richard Brodeur	2	0-0	0	Goalie	0
Randy Johnston	4	0-0	0	-2	4
Mike Hordy	9	0-0	0	Even	7

GOALTENDER	GP	MINS	GAA	W	L	T	EN	SO	GA	SA	SV%
Bill Smith	38	2114	2.95	15	14	7	4	2	104	1027	.899
Glenn Resch	45	2606	3.04	23	14	6	1	3	132	1334	.901
Richard Brodeur	2	80	4.50	1	0	0	0	0	6	35	.829

GAME	DATE	OPPONENT	RESULTS	SCORE	RECORD
1	Oct.11	at PHI	L	2-5	0-1-0
2	Oct.13	BUF.	L	2-5	0-2-0
3	Oct.16	ATL.	W	5-1	1-2-0
4	Oct.18	at BOS	L	2-3	1-3-0
5	Oct.20	HFD.	W	6-1	2-3-0
6	Oct.23	EDM	T	3-3	2-3-1
7	Oct.26	at HFD	W	2-1	3-3-1
8	Oct.27	CHI.	W	6-4	4-3-1
9	Oct.31	at VAN	T	2-2	4-3-2
10	Nov.2	at EDM	L	5-7	4-4-2
11	Nov.4	at WPG	T	4-4	4-4-3
12	Nov.6	L.A.	W	4-1	5-4-3
13	Nov.9	at ATL	L	2-5	5-5-3
14	Nov.10	PHI.	L	2-5	5-6-3
15	Nov.13	NYR	W	10-5	6-6-3
16	Nov.17	DET.	L	4-5	6-7-3
17	Nov.20	at STL	L	3-6	6-8-3
18	Nov.21	at MIN	L	1-3	6-9-3
19	Nov.24	at L.A.	T	4-4	6-9-4
20	Nov.28	at COL	L	4-7	6-10-4
21	Nov.30	at EDM	L	3-5	6-11-4
22	Dec.2	at WPG	W	4-0	7-11-4
23	Dec.4	VAN.	L	1-5	7-12-4
24	Dec.6	BOS	W	4-3	8-12-4
25	Dec.8	at TOR	W	6-1	9-12-4
26	Dec.9	at NYR	L	4-5	9-13-4
27	Dec.11	MTL.	W	4-1	10-13-4
28	Dec.12	at PIT.	T	3-3	10-13-5
29	Dec.15	PIT.	T	3-3	10-13-6
30	Dec.18	COL.	W	3-2	11-13-6
31	Dec.22	WSH	W	2-1	12-13-6
32	Dec.23	at CHI	L	0-8	12-14-6
33	Dec.27	at MTL	W	7-3	13-14-6
34	Dec.30	at DET	L	2-4	13-15-6
35	Jan.2	at TOR	W	3-1	14-15-6
36	Jan.3	PIT.	L	3-4	14-16-6
37	Jan.5	STL.	W	3-1	15-16-6
38	Jan.8	VAN.	W	3-0	16-16-6
39	Jan.9	at BUF	L	2-3	16-17-6
40	Jan.12	WSH	W	5-2	17-17-6

GAME	DATE	OPPONENT	RESULTS	SCORE	RECORD
41	Jan.15	WPG	W	5-2	18-17-6
42	Jan.17	TOR	W	9-6	19-17-6
43	Jan.19	QUE	W	3-1	20-17-6
44	Jan.22	MTL.	W	2-1	21-17-6
45	Jan.23	at DET	W	5-3	22-17-6
46	Jan.26	HFD.	W	3-2	23-17-6
47	Jan.27	at WSH	L	1-7	23-18-6
48	Jan.29	MIN.	T	2-2	23-18-7
49	Jan.31	at BOS	L	4-3	23-19-7
50	Feb.2	BUF.	W	3-2	24-19-7
51	Feb.3	at HFD	L	3-5	24-20-7
52	Feb.7	L.A.	W	4-1	25-20-7
53	Feb.9	QUE	W	5-0	26-20-7
54	Feb.12	WPG	T	0-0	26-20-8
55	Feb.14	at COL	W	5-3	27-20-8
56	Feb.16	at L.A.	L	2-3	27-21-8
57	Feb.17	at VAN	L	2-4	27-22-8
58	Feb.19	TOR	L	4-6	27-23-8
59	Feb.21	MIN.	L	2-5	27-24-8
60	Feb.23	at STL	W	3-2	28-24-8
61	Feb.24	at NYR	L	2-8	28-25-8
62	Feb.27	at QUE	W	5-3	29-25-8
63	Mar.1	DET.	L	3-4	29-26-8
64	Mar.2	at PIT.	T	0-0	29-26-9
65	Mar.4	EDM	W	6-4	30-26-9
66	Mar.6	at PHI	W	5-2	31-26-9
67	Mar.8	BOS	L	3-5	31-27-9
68	Mar.9	at WSH	L	1-3	31-28-9
69	Mar.11	COL.	W	4-1	32-28-9
70	Mar.15	STL.	W	6-2	33-28-9
71	Mar.16	at CHI	W	6-1	34-28-9
72	Mar.18	ATL.	W	6-3	35-28-9
73	Mar.22	CHI.	T	4-4	35-28-10
74	Mar.23	at BUF	T	1-1	35-28-11
75	Mar.25	PHI.	W	5-2	36-28-11
76	Mar.28	at MTL	T	2-2	36-28-12
77	Mar.30	at QUE	W	9-6	37-28-12
78	Apr.1	at MIN	T	1-1	37-28-13
79	Apr.4	at ATL	W	7-3	38-28-13
80	Apr.5	NYR	W	2-1	39-28-13

OPPONENTS

IN THE PAST

STANLEY CUP PLAYOFFS

MEDIA INFORMATION



1978-79 NY ISLANDERS • 51-15-14 (116 PTS) • HEAD COACH - AL ARBOUR

OPPONENTS

PLAYER	GP	G-A	PTS	+/-	PIM
Bryan Trottier	76	47-87	134	+76	50
Mike Bossy	80	69-57	126	+63	25
Denis Potvin	73	31-70	101	+71	58
Clark Gillies	75	35-56	91	+57	68
Stefan Persson	78	10-56	66	+38	57
Bob Bourne	80	30-31	61	+34	48
John Tonelli	73	17-39	56	+29	44
Bill Harris	80	15-39	54	+26	18
Wayne Merrick	75	20-21	41	+13	24
Bob Nystrom	78	19-20	39	+19	113
Mike Kaszycki	71	16-18	34	+7	37
Lorne Henning	73	13-20	33	+17	14
Garry Howatt	75	16-12	28	+6	205

PLAYER	GP	G-A	PTS	+/-	PIM
Dave Lewis	79	5-18	23	+43	45
Bob Lorimer	67	3-18	21	+27	42
Ed Westfall	55	5-11	16	Even	4
Gerry Hart	50	2-14	16	+30	78
Pat Price	55	3-11	14	+18	50
Bert Marshall	45	1-8	9	+9	29
Richie Hansen	12	1-6	7	+9	4
Bill Smith	40	0-2	2	Goalie	54
Glenn Resch	43	0-2	2	Goalie	6
Alex McKendry	4	0-0	0	-1	0
Mike Hordy	2	0-0	0	Even	0
Hector Marini	1	0-0	0	-2	2
Steve Tambellini	1	0-0	0	-1	0

IN THE PAST

GOALTENDER	GP	MINS	GAA	W	L	T	EN	SO	GA	SA	SV%
Glenn Resch	43	2539	2.50	26	7	10	0	2	106	1235	.914
Bill Smith	40	2261	2.87	25	8	4	0	1	108	1074	.889

STANLEY CUP PLAYOFFS

MEDIA INFORMATION

GAME	DATE	OPPONENT	RESULTS	SCORE	RECORD
1	Oct.12	at BUF	T	2-2	0-0-1
2	Oct.14	at TOR	L	7-10	0-1-1
3	Oct.17	MTL	W	3-1	1-1-1
4	Oct.18	at PIT	W	5-3	2-1-1
5	Oct.21	NYR	W	5-3	3-1-1
6	Oct.24	PHI	T	4-4	3-1-2
7	Oct.27	at ATL	L	5-8	3-2-2
8	Oct.28	VAN	W	5-2	4-2-2
9	Oct.31	COL	W	8-5	5-2-2
10	Nov.2	at BOS	L	1-4	5-3-2
11	Nov.4	WSH	W	4-1	6-3-2
12	Nov.7	MIN	W	5-2	7-3-2
13	Nov.11	ATL	W	4-2	8-3-2
14	Nov.12	at NYR	W	5-3	9-3-2
15	Nov.14	COL	T	2-2	9-3-3
16	Nov.17	at WSH	W	4-2	10-3-3
17	Nov.18	PHI	W	8-2	11-3-3
18	Nov.21	at COL	W	7-1	12-3-3
19	Nov.22	at MIN	W	4-1	13-3-3
20	Nov.25	at VAN	W	5-2	14-3-3
21	Nov.29	at L.A.	T	5-5	14-3-4
22	Dec.2	at COL	W	5-2	15-3-4
23	Dec.5	PIT	T	3-3	15-3-5
24	Dec.7	STL	W	7-1	16-3-5
25	Dec.9	at TOR	W	3-2	17-3-5
26	Dec.10	at MTL	L	3-4	17-4-5
27	Dec.12	L.A.	T	5-5	17-4-6
28	Dec.14	DET	W	4-1	18-4-6
29	Dec.16	at STL	T	2-2	18-4-7
30	Dec.17	at DET	W	3-0	19-4-7
31	Dec.21	STL	W	5-1	20-4-7
32	Dec.23	NYR	W	9-4	21-4-7
33	Dec.26	TOR	W	5-1	22-4-7
34	Dec.28	at ATL	W	10-4	23-4-7
35	Dec.30	ATL	W	4-2	24-4-7
36	Jan.2	VAN	W	9-0	25-4-7
37	Jan.4	at PHI	L	2-3	25-5-7
38	Jan.6	PHI	W	5-1	26-5-7
39	Jan.9	L.A.	W	7-1	27-5-7
40	Jan.10	at DET	T	5-5	27-5-8

GAME	DATE	OPPONENT	RESULTS	SCORE	RECORD
41	Jan.12	at ATL	W	4-1	28-5-8
42	Jan.14	at PHI	T	1-1	28-5-9
43	Jan.16	WSH	W	6-2	29-5-9
44	Jan.17	at NYR	L	3-5	29-6-9
45	Jan.20	CHI	W	4-2	30-6-9
46	Jan.22*	at CHI	W	2-1	31-6-9
47	Jan.25	at BOS	W	4-2	32-6-9
48	Jan.27	NYR	L	2-7	32-7-9
49	Jan.30	MIN	L	4-5	32-8-9
50	Feb.1	at PHI	W	4-1	33-8-9
51	Feb.3	BOS	T	4-4	33-8-10
52	Feb.4	at CHI	L	4-5	33-9-10
53	Feb.13	COL	W	6-1	34-9-10
54	Feb.14**	at BUF	L	1-2	34-10-10
55	Feb.17	at VAN	W	5-3	35-10-10
56	Feb.19	at L.A.	W	8-3	36-10-10
57	Feb.22	STL	W	6-1	37-10-10
58	Feb.24	DET	W	3-1	38-10-10
59	Feb.25	at NYR	L	2-3	38-11-10
60	Feb.27	MTL	W	7-3	39-11-10
61	Mar.2	at ATL	L	2-3	39-12-10
62	Mar.3	ATL	W	4-2	40-12-10
63	Mar.6	BUF	L	2-3	40-13-10
64	Mar.7	at STL	T	5-5	40-13-11
65	Mar.10	CHI	W	7-1	41-13-11
66	Mar.11	at BOS	T	4-4	41-13-12
67	Mar.13	BOS	W	7-2	42-13-12
68	Mar.15	TOR	W	6-2	43-13-12
69	Mar.17	NYR	W	5-2	44-13-12
70	Mar.18	at MIN	W	5-3	45-13-12
71	Mar.22	at MTL	W	5-3	46-13-12
72	Mar.24	PIT	T	3-3	46-13-13
73	Mar.25	at PIT	T	2-2	46-13-14
74	Mar.29	at CHI	L	1-6	46-14-14
75	Mar.31	BUF	W	2-0	47-14-14
76	Apr.1	at WSH	L	4-6	47-15-14
77	Apr.3	ATL	W	3-2	48-15-14
78	Apr.5	at PHI	W	3-1	49-15-14
79	Apr.7	PHI	W	9-2	50-15-14
80	Apr.8	at NYR	W	5-2	51-15-14

\* - Originally scheduled for December 31, postponed due to snow.  
 \*\* - Originally scheduled for January 21, postponed due to rain/fog.

1977-78 NY ISLANDERS • 48-17-15 (111 PTS) • HEAD COACH - AL ARBOUR

PLAYER	GP	G-A	PTS	+/-	PIM
Bryan Trottier	77	46-77	123	+52	46
Denis Potvin	80	30-64	94	+57	81
Mike Bossy	73	53-38	91	+31	6
Clark Gillies	80	35-50	85	+49	76
Bob Bourne	80	30-33	63	+15	31
Bill Harris	80	22-38	60	+27	40
Bob Nystrom	80	30-29	59	+19	94
Stefan Persson	66	6-50	56	+19	54
Mike Kaszycki	58	13-29	42	+15	24
Jean-Paul Parise	39	12-16	28	+19	12
Lorne Henning	79	12-15	27	+10	6
Gerry Hart	78	2-23	25	+44	94
Wayne Merrick	37	10-14	24	+2	8
Ed Westfall	71	5-19	24	+7	14
Jude Drouin	56	5-17	22	+14	12

PLAYER	GP	G-A	PTS	+/-	PIM
Garry Howatt	61	7-12	19	+7	146
Michel Bergeron	25	9-6	15	+16	2
Dave Lewis	77	3-11	14	+32	58
Pat Price	52	2-10	12	+25	27
Jean Potvin	34	1-10	11	+11	8
Bert Marshall	58	0-7	7	+10	44
Bob Lorimer	5	1-0	1	Even	0
Glenn Resch	45	0-1	1	Goalie	12
Bill Smith	38	0-0	0	Goalie	35
Alex McKendry	4	0-0	0	Even	2
Andre St. Laurent	2	0-0	0	Even	2
Richie Hansen	2	0-0	0	Even	0
Neil Nicholson	1	0-0	0	+2	0
Goran Hogosta	1	0-0	0	Goalie	0

GOALTENDER	GP	MINS	GAA	W	L	T	EN	SO	GA	SA	SV%
Goran Hogosta	1	9	0.00	0	0	0	0	0	0	3	1.00
Glenn Resch	45	2637	2.55	28	9	7	1	3	112	1214	.908
Bill Smith	38	2154	2.65	20	8	8	2	2	95	1040	.909

GAME	DATE	OPPONENT	RESULTS	SCORE	RECORD	GAME	DATE	OPPONENT	RESULTS	SCORE	RECORD
1	Oct.13	at BUF	L	2-3	0-1-0	41	Jan.11	at CLV	L	3-5	23-10-8
2	Oct.15	BOS	W	3-1	1-1-0	42	Jan.14	at WSH	W	4-0	24-10-8
3	Oct.16	at NYR	L	2-4	1-2-0	43	Jan.18	at MIN	W	5-2	25-10-8
4	Oct.18	LA.	T	0-0	1-2-1	44	Jan.19	at STL	W	3-0	26-10-8
5	Oct.21	at ATL	T	3-3	1-2-2	45	Jan.21	PHI	W	6-1	27-10-8
6	Oct.22	NYR	W	7-2	2-2-2	46	Jan.26	TOR	W	4-2	28-10-8
7	Oct.26	at LA.	T	2-2	2-2-3	47	Jan.28	NYR	W	6-2	29-10-8
8	Oct.27	at VAN	W	3-2	3-2-3	48	Jan.30	at BUF	L	2-3	29-11-8
9	Oct.29	BUF	W	4-2	4-2-3	49	Feb.1	at NYR	W	7-6	30-11-8
10	Nov.1	ATL	W	9-0	5-2-3	50	Feb.2	at ATL	W	5-2	31-11-8
11	Nov.2	at MIN	L	2-3	5-3-3	51	Feb.4	WSH	W	6-1	32-11-8
12	Nov.5	PIT	W	4-3	6-3-3	52	Feb.8	at CHI	L	4-5	32-12-8
13	Nov.6	at BOS	L	3-5	6-4-3	53	Feb.11	DET	W	8-5	33-12-8
14	Nov.10	MTL	L	1-5	6-5-3	54	Feb.12	at CLV	T	2-2	33-12-9
15	Nov.12	PHI	T	2-2	6-5-4	55	Feb.14	LA.	W	3-2	34-12-9
16	Nov.13	at WSH	W	6-0	7-5-4	56	Feb.16	at COL	W	5-4	35-12-9
17	Nov.15	CHI	T	1-1	7-5-5	57	Feb.18	ATL	T	3-3	35-12-10
18	Nov.17	at PHI	T	4-4	7-5-6	58	Feb.19	at PHI	W	4-1	36-12-10
19	Nov.19	VAN	W	9-2	8-5-6	59	Feb.22	at ATL	T	3-3	36-12-11
20	Nov.22	COL	W	4-2	9-5-6	60	Feb.25	CHI	W	7-1	37-12-11
21	Nov.23	at MIN	W	9-2	10-5-6	61	Feb.26	at MTL	L	1-2	37-13-11
22	Nov.26	at PIT	L	2-5	10-6-6	62	Feb.28	TOR	W	4-3	38-13-11
23	Nov.27	at DET	W	4-1	11-6-6	63	Mar.2	at BUF	L	3-6	38-14-11
24	Nov.30	at COL	T	3-3	11-6-7	64	Mar.4	PIT	W	6-3	39-14-11
25	Dec.3	at STL	W	7-2	12-6-7	65	Mar.5	at PIT	T	3-3	39-14-12
26	Dec.6	MIN	W	4-2	13-6-7	66	Mar.7	VAN	W	5-2	40-14-12
27	Dec.7	at CHI	W	4-0	14-6-7	67	Mar.8	at STL	W	6-3	41-14-12
28	Dec.10	DET	W	7-4	15-6-7	68	Mar.11	BUF	W	4-2	42-14-12
29	Dec.13	CHI	T	2-2	15-6-8	69	Mar.14	STL	T	3-3	42-14-13
30	Dec.14	at TOR	L	2-3	15-7-8	70	Mar.18	ATL	L	2-5	42-15-13
31	Dec.17	BOS	W	4-1	16-7-8	71	Mar.20	at PHI	L	2-4	42-16-13
32	Dec.20	COL	W	9-1	17-7-8	72	Mar.22	at TOR	W	6-2	43-16-13
33	Dec.22	STL	W	6-3	18-7-8	73	Mar.25	CLV	T	4-4	43-16-14
34	Dec.23	at MTL	L	5-7	18-8-8	74	Mar.26*	MIN	W	6-3	44-16-14
35	Dec.27	at VAN	W	4-2	19-8-8	75	Mar.29	at NYR	L	1-5	44-17-14
36	Dec.28	at LA.	W	4-3	20-8-8	76	Apr.1	WSH	W	3-2	45-17-14
37	Dec.31	MTL	L	2-4	20-9-8	77	Apr.2	at DET	W	5-2	46-17-14
38	Jan.3	VAN	W	4-1	21-9-8	78	Apr.4	PHI	T	3-3	46-17-15
39	Jan.7	CLV	W	5-3	22-9-8	79	Apr.8	NYR	W	7-2	47-17-15
40	Jan.10	COL	W	7-4	23-9-8	80	Apr.9	at BOS	W	5-2	48-17-15

\* - Originally scheduled for February 7, postponed due to snow.

OPPONENTS

IN THE PAST

STANLEY CUP PLAYOFFS

MEDIA INFORMATION

1976-77 NY ISLANDERS • 47-21-12 (106 PTS) • HEAD COACH - AL ARBOUR

PLAYER	GP	G-A	PTS	+/-	PIM
Denis Potvin	80	25-55	80	+42	103
Bryan Trottier	76	30-42	72	+28	34
Bill Harris	80	24-43	67	+18	44
Bob Nystrom	80	29-27	56	+22	91
Jean-Paul Parise	80	25-31	56	+26	46
Clark Gillies	70	33-22	55	+18	93
Jude Drouin	78	24-29	53	+18	27
Ed Westfall	79	14-33	47	+21	8
Jean Potvin	79	10-36	46	+14	26
Bob Bourne	75	16-19	35	+27	30
Lorne Henning	80	13-18	31	+21	10
Garry Howatt	70	13-15	28	+14	182

PLAYER	GP	G-A	PTS	+/-	PIM
Dave Lewis	79	4-24	28	+29	44
Bert Marshall	72	4-21	25	+48	61
Pat Price	71	3-22	25	+26	25
Andre St. Laurent	72	10-13	23	+8	55
Gerry Hart	80	4-18	22	+29	98
Bill MacMillan	43	6-8	14	+4	13
Richie Hansen	4	1-0	1	-1	0
Bob Lorimer	1	0-1	1	+1	0
Bill Smith	36	0-1	1	Goalie	12
Glenn Resch	46	0-1	1	Goalie	0
Wait Ledingham	4	0-0	0	-1	0

OPPONENTS

IN THE PAST

GOALTENDER	GP	MINS	GAA	W	L	T	EN	SO	GA	SA	SV%
Glenn Resch	46	2711	2.28	26	13	6	2	4	103	1235	.917
Bill Smith	36	2089	2.50	21	8	6	1	2	87	1041	.916

STANLEY CUP PLAYOFFS

MEDIA INFORMATION

GAME	DATE	OPPONENT	RESULTS	SCORE	RECORD
1	Oct.7	at PHI	.W	3-0	1-0-0
2	Oct.9	CHI	.W	2-1	2-0-0
3	Oct.12	ATL	.W	7-0	3-0-0
4	Oct.13	at BUF	.W	4-3	4-0-0
5	Oct.16	CLV	.T	4-4	4-0-1
6	Oct.19	VAN	.W	6-1	5-0-1
7	Oct.22	at DET	.L	0-5	5-1-1
8	Oct.23	at TOR	.W	5-2	6-1-1
9	Oct.25	at MTL	.L	1-4	6-2-1
10	Oct.28	STL	.W	5-2	7-2-1
11	Oct.30	PHI	.T	3-3	7-2-2
12	Nov.1	at VAN	.W	3-2	8-2-2
13	Nov.2	at COL	.W	5-1	9-2-2
14	Nov.6	MIN	.W	5-2	10-2-2
15	Nov.9	DET	.W	8-1	11-2-2
16	Nov.11	at BOS	.T	2-2	11-2-3
17	Nov.13	at MIN	.W	3-2	12-2-3
18	Nov.18	at L.A.	.W	3-1	13-2-3
19	Nov.19	at VAN	.W	6-4	14-2-3
20	Nov.23	MTL	.L	1-5	14-3-3
21	Nov.25	DET	.L	1-3	14-4-3
22	Nov.27	at PIT	.W	3-1	15-4-3
23	Nov.28	at PHI	.L	3-5	15-5-3
24	Nov.30	TOR	.L	2-4	15-6-3
25	Dec.2	PIT	.L	2-4	15-7-3
26	Dec.4	BUF	.W	3-0	16-7-3
27	Dec.7	STL	.W	4-2	17-7-3
28	Dec.11	PIT	.W	6-3	18-7-3
29	Dec.12	at CHI	.W	6-2	19-7-3
30	Dec.14	NYR	.T	4-4	19-7-4
31	Dec.17	at ATL	.W	4-2	20-7-4
32	Dec.18	BUF	.L	2-4	20-8-4
33	Dec.21	BOS	.W	3-0	21-8-4
34	Dec.26	at NYR	.W	2-1	22-8-4
35	Dec.28	at STL	.T	4-4	22-8-5
36	Jan.1	VAN	.L	1-5	22-9-5
37	Jan.2	at BUF	.T	3-3	22-9-6
38	Jan.7	at ATL	.W	5-4	23-9-6
39	Jan.8	ATL	.W	6-3	24-9-6
40	Jan.10	PHI	.W	8-3	25-9-6

GAME	DATE	OPPONENT	RESULTS	SCORE	RECORD
41	Jan.12	at CHI	.L	1-2	25-10-6
42	Jan.15	WSH	.W	2-1	26-10-6
43	Jan.16	at WSH	.T	2-2	26-10-7
44	Jan.18	MIN	.W	7-2	27-10-7
45	Jan.20	at BOS	.W	4-3	28-10-7
46	Jan.22	at PIT	.L	2-3	28-11-7
47	Jan.23	at COL	.W	7-1	29-11-7
48	Jan.27	TOR	.L	1-2	29-12-7
49	Jan.29	L.A.	.L	0-4	29-13-7
50	Jan.30	at MTL	.L	1-2	29-14-7
51	Feb.1	BUF	.W	6-3	30-14-7
52	Feb.3	NYR	.W	6-3	31-14-7
53	Feb.5	WSH	.T	3-3	31-14-8
54	Feb.6	at NYR	.L	0-4	31-15-8
55	Feb.8	L.A.	.W	4-1	32-15-8
56	Feb.12	PHI	.W	2-1	33-15-8
57	Feb.14	at VAN	.W	2-1	34-15-8
58	Feb.15	at L.A.	.L	0-3	34-16-8
59	Feb.19	NYR	.W	5-2	35-16-8
60	Feb.20	at WSH	.T	2-2	35-16-9
61	Feb.22	COL	.W	2-1	36-16-9
62	Feb.25	at CLV	.W	2-1	37-16-9
63	Feb.26	ATL	.W	8-2	38-16-9
64	Mar.1	MTL	.L	4-5	38-17-9
65	Mar.3	at DET	.W	4-2	39-17-9
66	Mar.5	at STL	.L	1-2	39-18-9
67	Mar.6	at COL	.W	5-0	40-18-9
68	Mar.8	MIN	.L	1-3	40-19-9
69	Mar.9	at ATL	.W	6-2	41-19-9
70	Mar.12	CLV	.W	8-3	42-19-9
71	Mar.13	at MIN	.T	5-5	42-19-10
72	Mar.16	at CHI	.W	5-0	43-19-10
73	Mar.19	CHI	.T	2-2	43-19-11
74	Mar.22	COL	.W	9-2	44-19-11
75	Mar.23	at TOR	.T	1-1	44-19-12
76	Mar.26	STL	.W	5-2	45-19-12
77	Mar.27	at CLV	.W	6-3	46-19-12
78	Mar.29	at PHI	.L	1-3	46-20-12
79	Apr.2	BOS	.L	3-5	46-21-12
80	Apr.3	at NYR	.W	5-2	47-21-12

1975-76 NY ISLANDERS • 42-21-17 (101 PTS) • HEAD COACH - AL ARBOUR

PLAYER	GP	G-A	PTS	+/-	PIM	PLAYER	GP	G-A	PTS	+/-	PIM
Denis Potvin	78	31-67	98	+12	100	Gerry Hart	80	6-18	24	+35	151
Bryan Trottier	80	32-63	95	+28	21	Dave Lewis	73	0-19	19	+29	54
Jean Potvin	78	17-55	72	+16	74	Lorne Henning	80	7-10	17	Even	16
Bill Harris	80	32-38	70	+22	54	Bill MacMillan	64	9-7	16	+5	10
Jude Drouin	76	21-41	62	+18	58	Bert Marshall	71	0-16	16	+37	72
Clark Gillies	80	34-27	61	+20	96	Ralph Stewart	31	6-7	13	+3	2
Jean-Paul Parise	80	22-35	57	+12	80	Bob Bourne	14	2-3	5	-2	13
Ed Westfall	80	25-31	56	+17	27	Pat Price	4	0-2	2	+4	2
Bob Nystrom	80	23-25	48	+24	106	Dave Fortier	59	0-2	2	+9	68
Garry Howatt	80	21-13	34	+26	197	Bill Smith	39	0-1	1	Goalie	10
Andre St. Laurent	67	9-17	26	+14	56	Glenn Resch	44	0-1	1	Goalie	0

GOALTENDER	GP	MINS	GAA	W	L	T	EN	SO	GA	SA	SV%
Glenn Resch	44	2546	2.07	23	11	8	1	7	88		
Bill Smith	39	2254	2.61	19	10	9	3	3	98		

\*SV% & SA were not an official stat

GAME	DATE	OPPONENT	RESULTS	SCORE	RECORD	GAME	DATE	OPPONENT	RESULTS	SCORE	RECORD
1	Oct. 8	at K.C.	T	1-1	0-0-1	41	Jan. 13	DET.	W	1-0	22-12-7
2	Oct. 11	L.A.	W	7-0	1-0-1	42	Jan. 17	ATL	T	2-2	22-12-8
3	Oct. 12	at BOS	T	3-3	1-0-2	43	Jan. 21	at WSH	W	5-2	23-12-8
4	Oct. 14	MTL.	W	5-3	2-0-2	44	Jan. 22	DET.	W	8-1	24-12-8
5	Oct. 17	at ATL	W	2-0	3-0-2	45	Jan. 24	L.A.	W	5-0	25-12-8
6	Oct. 18	BOS	L	2-5	3-1-2	46	Jan. 27	MIN.	W	4-3	26-12-8
7	Oct. 21	VAN.	T	5-5	3-1-3	47	Jan. 28	at TOR	W	3-2	27-12-8
8	Oct. 23	PHI.	W	3-0	4-1-3	48	Jan. 31	at STL	T	2-2	27-12-9
9	Oct. 25	NYR	W	7-1	5-1-3	49	Feb. 3	ATL	T	2-2	27-12-10
10	Oct. 27	at MTL	T	4-4	5-1-4	50	Feb. 4	at NYR	W	6-5	28-12-10
11	Nov. 1	WSH	W	7-3	6-1-4	51	Feb. 6*	at DET	L	3-4	28-13-10
12	Nov. 4	CAL.	W	5-3	7-1-4	52	Feb. 8	at PHI	L	2-4	28-14-10
13	Nov. 5	at PIT.	L	6-7	7-2-4	53	Feb. 10	at VAN	L	2-3	28-15-10
14	Nov. 8	at PHI	W	4-3	8-2-4	54	Feb. 12	at K.C.	T	2-2	28-15-11
15	Nov. 12	at CAL	L	1-5	8-3-4	55	Feb. 14	PIT	T	4-4	28-15-12
16	Nov. 13	at L.A.	L	3-4	8-4-4	56	Feb. 15	at BUF	W	3-1	29-15-12
17	Nov. 15	at VAN	L	3-4	8-5-4	57	Feb. 17	NYR	L	1-3	29-16-12
18	Nov. 18	BUF.	L	1-3	8-6-4	58	Feb. 18	at DET	W	5-3	30-16-12
19	Nov. 20	at BOS	T	2-2	8-6-5	59	Feb. 21	BOS	L	1-2	30-17-12
20	Nov. 22	K.C.	W	5-2	9-6-5	60	Feb. 22	at WSH	W	4-0	31-17-12
21	Nov. 26	at MIN	W	9-1	10-6-5	61	Feb. 24	at MIN	W	7-2	32-17-12
22	Nov. 27	MTL.	L	1-2	10-7-5	62	Feb. 26	K.C.	T	2-2	32-17-13
23	Nov. 29	STL.	W	8-2	11-7-5	63	Feb. 28	CHI.	W	4-1	33-17-13
24	Nov. 30	at MTL	L	3-4	11-8-5	64	Mar. 2	CAL.	W	2-1	34-17-13
25	Dec. 2	at STL	W	4-1	12-8-5	65	Mar. 4	VAN.	T	3-3	34-17-14
26	Dec. 4	PIT.	W	6-1	13-8-5	66	Mar. 6	WSH	W	6-3	35-17-14
27	Dec. 6	BUF.	L	2-4	13-9-5	67	Mar. 7	at PIT.	W	5-3	36-17-14
28	Dec. 7	at BUF	W	3-0	14-9-5	68	Mar. 9	STL.	W	4-0	37-17-14
29	Dec. 9	MIN.	W	6-0	15-9-5	69	Mar. 13	at TOR	T	2-2	37-17-15
30	Dec. 12	at ATL	T	3-3	15-9-6	70	Mar. 14	at CHI	W	5-3	38-17-15
31	Dec. 13	at TOR	W	5-3	16-9-6	71	Mar. 16	MIN.	L	1-3	38-18-15
32	Dec. 17	at NYR	W	3-0	17-9-6	72	Mar. 20	CHI.	W	4-2	39-18-15
33	Dec. 18	TOR.	W	4-2	18-9-6	73	Mar. 23	at VAN	L	2-5	39-19-15
34	Dec. 20	at STL	W	7-1	19-9-6	74	Mar. 24	at L.A.	T	1-1	39-19-16
35	Dec. 21	at CHI	L	2-5	19-10-6	75	Mar. 26	at CAL	W	3-2	40-19-16
36	Dec. 30	PHI.	W	6-2	20-10-6	76	Mar. 29	PHI.	W	5-1	41-19-16
37	Jan. 3	CHI.	T	1-1	20-10-7	77	Mar. 31	at NYR	L	1-3	41-20-16
38	Jan. 4	at PHI	L	3-5	20-11-7	78	Apr. 1	ATL	T	1-1	41-20-17
39	Jan. 6	K.C.	W	8-1	21-11-7	79	Apr. 3	NYR	W	10-2	42-20-17
40	Jan. 8	TOR.	L	3-5	21-12-7	80	Apr. 4	at ATL	L	2-5	42-21-17

\* - Originally scheduled for December 26, postponed due to snow.

OPPONENTS

IN THE PAST

STANLEY CUP PLAYOFFS

MEDIA INFORMATION

1974-75 NY ISLANDERS • 33-25-22 (88 PTS) • HEAD COACH - AL ARBOUR.

PLAYER	GP	G-A	PTS	+/-	PIM	PLAYER	GP	G-A	PTS	+/-	PIM
Denis Potvin	79	21-55	76	+28	105	Jean Potvin	73	9-24	33	-3	59
Bill Harris	80	25-37	62	+4	34	Bert Marshall	77	2-28	30	+18	58
Bob Nystrom	76	27-28	55	+17	122	Bill MacMillan	69	13-12	25	Even	12
Jean-Paul Parise	79	23-32	55		62	Dave Lewis	78	5-14	19	+8	98
Ed Westfall	73	22-33	55	+19	28	Dave Fortier	65	6-12	18	+14	79
Jude Drouin	78	18-36	54	-11	22	Gerry Hart	71	4-14	18	+28	143
with Minnesota	38	4-18	22	-19	16	Lorne Henning	60	5-6	11	+7	6
with ISLANDERS	40	14-18	32	+8	6	Doug Rombough	28	5-6	11	+6	6
Garry Howatt	77	18-30	48	+32	121	Ernie Hicke	20	2-6	8	+7	40
Clark Gillies	80	25-22	47	-4	66	Craig Cameron	37	1-6	7	-3	4
Andre St. Laurent	78	14-27	41	+22	60	Wait Ledingham	2	0-1	1	-3	0
Ralph Stewart	70	16-24	40	-9	12	Tom Miller	1	0-0	0	Even	0
Bob Bourne	77	16-23	39	+9	12	Bill Smith	58	0-0	0	Goalie	21

GOALTENDER	GP	MINS	GAA	W	L	T	EN	SO	GA	SA	SV%
Glenn Resch	25	1432	2.47	12	7	5	3	3	59		
Bill Smith	58	3368	2.78	21	18	17	3	3	156		

\*SV% & SA were not an official stat

GAME	DATE	OPPONENT	RESULTS	SCORE	RECORD	GAME	DATE	OPPONENT	RESULTS	SCORE	RECORD
1	Oct.9	at MTL	T	5-5	0-0-1	41	Jan.9	at PHI	W	3-1	17-15-9
2	Oct.12	K.C.	W	6-2	1-0-1	42	Jan.11	ATL	T	2-2	17-15-10
3	Oct.15	MTL	W	6-3	2-0-1	43	Jan.12	at TOR	L	3-4	17-16-10
4	Oct.19	NYR	L	2-4	2-1-1	44	Jan.14	STL	T	3-3	17-16-11
5	Oct.20	at WSH	W	5-0	3-1-1	45	Jan.18	DET	W	5-1	18-16-11
6	Oct.22	ATL	W	2-1	4-1-1	46	Jan.23	at CHI	L	1-3	18-17-11
7	Oct.26	MIN.	W	4-0	5-1-1	47	Jan.25	L.A.	T	5-5	18-17-12
8	Oct.29	CGY	W	10-1	6-1-1	48	Jan.28	MIN.	W	6-2	19-17-12
9	Oct.30	at NYR	T	1-1	6-1-2	49	Jan.29	at MIN	W	4-3	20-17-12
10	Nov.2	BOS	W	3-2	7-1-2	50	Feb.1	at DET	W	4-1	21-17-12
11	Nov.3	at PHI	L	1-3	7-2-2	51	Feb.2	at CHI	T	1-1	21-17-13
12	Nov.5	PHI	T	4-4	7-2-3	52	Feb.6	BUF	T	2-2	21-17-14
13	Nov.6	at ATL	L	1-2	7-3-3	53	Feb.8	WSH	W	5-1	22-17-14
14	Nov.9	at STL	L	2-4	7-4-3	54	Feb.9	at BOS	L	1-5	22-18-14
15	Nov.13	at PIT	L	2-8	7-5-3	55	Feb.11	PIT	W	2-1	23-18-14
16	Nov.15	at K.C.	L	2-4	7-6-3	56	Feb.12	at MIN	W	4-2	24-18-14
17	Nov.16	at DET	L	3-5	7-7-3	57	Feb.15	PHI	T	1-1	24-18-15
18	Nov.19	PIT	W	4-3	8-7-3	58	Feb.16	at PIT	L	2-3	24-19-15
19	Nov.20	at CHI	T	4-4	8-7-4	59	Feb.18	BUF	L	2-3	24-20-15
20	Nov.22	TOR.	W	6-0	9-7-4	60	Feb.21	VAN.	L	1-4	24-21-15
21	Nov.23	VAN.	T	3-3	9-7-5	61	Feb.22	at MTL	W	7-6	25-21-15
22	Nov.27	at L.A.	T	3-3	9-7-6	62	Feb.25	STL	W	3-0	26-21-15
23	Nov.29	at CAL	T	3-3	9-7-7	63	Mar.1	CAL	W	6-1	27-21-15
24	Nov.30	at VAN	L	0-3	9-8-7	64	Mar.2	at BUF	T	3-3	27-21-16
25	Dec.5	TOR.	T	3-3	9-8-8	65	Mar.6	at L.A.	T	2-2	27-21-17
26	Dec.7	K.C.	W	4-1	10-8-8	66	Mar.8	at VAN	W	7-5	28-21-17
27	Dec.8	at PHI	L	2-3	10-9-8	67	Mar.9	at CAL	L	2-4	28-22-17
28	Dec.10	STL	W	3-2	11-9-8	68	Mar.11	DET.	L	2-4	28-23-17
29	Dec.14	L.A.	W	3-0	12-9-8	69	Mar.12	at NYR	L	3-5	28-24-17
30	Dec.15	at BOS	L	2-5	12-10-8	70	Mar.15	BOS	W	3-1	29-24-17
31	Dec.17	at STL	L	4-8	12-11-8	71	Mar.18	VAN.	T	4-4	29-24-18
32	Dec.18	at BUF	L	2-3	12-12-8	72	Mar.19	at K.C.	W	3-1	30-24-18
33	Dec.21	CHI	T	3-3	12-12-9	73	Mar.22	CHI	W	4-2	31-24-18
34	Dec.22	at K.C.	W	5-2	13-12-9	74	Mar.23	at MIN	T	3-3	31-24-19
35	Dec.26	at ATL	L	1-2	13-13-9	75	Mar.25	MTL	T	3-3	31-24-20
36	Dec.28	at TOR	L	1-3	13-14-9	76	Mar.29	NYR	W	6-4	32-24-20
37	Dec.29	at WSH	W	7-0	14-14-9	77	Mar.30	at ATL	T	2-2	32-24-21
38	Jan.2	WSH	W	5-2	15-14-9	78	Apr.1	ATL	T	2-2	32-24-22
39	Jan.4	NYR	L	3-5	15-15-9	79	Apr.5	PHI	L	1-4	32-25-22
40	Jan.7	TOR.	W	5-3	16-15-9	80	Apr.6	at NYR	W	6-4	33-25-22

1973-74 NY ISLANDERS • 19-41-18 (56 PTS) • HEAD COACH - AL ARBOUR

PLAYER	GP	G-A	PTS	+/-	PIM
Denis Potvin	77	17-37	54	-16	175
Bill Harris	78	23-27	50	-11	34
Ralph Stewart	67	23-20	43	-7	4
Ed Westfall	68	19-23	42	-5	28
Bob Nystrom	77	21-20	41	-17	118
Craig Cameron	78	15-14	29	-15	28
Jean Potvin	78	5-23	28	-26	100
Lorne Henning	60	12-15	27	-7	6
Germain Gagnon	62	8-14	22	+6	8
Brian Spencer	54	5-16	21	-16	65
Doug Rombough	58	9-10	19	+3	35
with Buffalo	46	6-9	15	+2	27
with ISLANDERS	12	3-1	4	+1	8
Garry Howatt	78	6-11	17	-13	204
Dave Lewis	68	2-15	17	-7	58

PLAYER	GP	G-A	PTS	+/-	PIM
Andre St. Laurent	42	5-9	14	+1	18
Ernie Hicke	55	6-7	13	-19	26
Bill MacMillan	55	4-9	13	-6	16
Dave Hudson	63	2-10	12	-6	7
Gerry Hart	70	1-10	11	-17	61
Bert Marshall	69	1-7	8	+5	84
Tom Miller	19	2-1	3	-3	4
Bob Cook	22	2-1	3	Even	4
Victor Teal	1	0-0	0	+1	0
Brian Marchinko	6	0-0	0	Even	0
Bryan Lefley	7	0-0	0	Even	0
Neil Nicholson	8	0-0	0	+2	0
Gerry Desjardins	36	0-0	0	Goalie	0
Glenn Resch	2	0-0	0	Goalie	0
Bill Smith	46	0-0	0	Goalie	11

GOALTENDER	GP	MINS	GAA	W	L	T	EN	SO	GA	SA	SV%
Glenn Resch	2	120	3.00	1	1	0	0	0	6		
Bill Smith	46	2615	3.07	9	23	12	5	0	134		
Gerry Desjardins	36	1945	3.12	23	17	6	1	0	101		

\*SV% & SA were not an official stat

GAME	DATE	OPPONENT	RESULTS	SCORE	RECORD
1	Oct.10	at ATL	T	1-1	0-0-1
2	Oct.13	PHI	L	0-6	0-1-1
3	Oct.14	at BOS	L	2-3	0-2-1
4	Oct.16	L.A.	T	4-4	0-2-2
5	Oct.20	BUF.	L	1-2	0-3-2
6	Oct.21	at CHI	T	3-3	0-3-3
7	Oct.25	MIN.	T	1-1	0-3-4
8	Oct.27	NYR	W	3-2	1-3-4
9	Oct.28	at BUF	L	2-5	1-4-4
10	Nov.1	TOR.	T	2-2	1-4-5
11	Nov.3	BOS	W	6-4	2-4-5
12	Nov.7	at PIT.	T	1-1	2-4-6
13	Nov.10	at TOR	T	3-3	2-4-7
14	Nov.11	at NYR	L	2-5	2-5-7
15	Nov.14	at DET	L	3-4	2-6-7
16	Nov.17	at STL	L	0-4	2-7-7
17	Nov.20	TOR.	L	2-4	2-8-7
18	Nov.22	DET.	W	5-3	3-8-7
19	Nov.24	at DET	L	4-6	3-9-7
20	Nov.27	ATL	W	4-2	4-9-7
21	Dec.1	PHI	L	1-2	4-10-7
22	Dec.2	at BOS	L	3-5	4-11-7
23	Dec.4	STL	L	1-3	4-12-7
24	Dec.6	MTL.	L	2-4	4-13-7
25	Dec.8	at MTL	L	1-3	4-14-7
26	Dec.11	CAL.	W	6-3	5-14-7
27	Dec.13	at L.A.	L	2-3	5-15-7
28	Dec.15	CHI.	T	3-3	5-15-8
29	Dec.16	at PHI	L	0-4	5-16-8
30	Dec.18	VAN.	T	2-2	5-16-9
31	Dec.22	at STL	W	4-2	6-16-9
32	Dec.23	MTL.	T	1-1	6-16-10
33	Dec.26	at MIN	L	0-1	6-17-10
34	Dec.28	at CAL	T	4-4	6-17-11
35	Dec.29	at VAN	W	4-3	7-17-11
36	Jan.2	at CHI	L	1-5	7-18-11
37	Jan.3	VAN.	W	3-2	8-18-11
38	Jan.5	BOS	L	2-6	8-19-11
39	Jan.8	L.A.	L	1-3	8-20-11

GAME	DATE	OPPONENT	RESULTS	SCORE	RECORD
40	Jan.10	at MTL	L	3-8	8-21-11
41	Jan.12	at MIN	W	4-3	9-21-11
42	Jan.15	ATL	W	4-3	10-21-11
43	Jan.19	BUF.	T	2-2	10-21-12
44	Jan.22	CAL.	W	4-3	11-21-12
45	Jan.26	BOS	L	0-4	11-22-12
46	Jan.27	at CHI	W	4-2	12-22-12
47	Jan.31	at L.A.	W	4-2	13-22-12
48	Feb.2	at VAN	T	2-2	13-22-13
49	Feb.3	at CAL	L	2-4	13-23-13
50	Feb.5	MIN.	W	6-2	14-23-13
51	Feb.6	at NYR	L	0-6	14-24-13
52	Feb.9	PIT	L	2-3	14-25-13
53	Feb.12	ATL	L	1-4	14-26-13
54	Feb.14	at STL	T	2-2	14-26-14
55	Feb.16	CHI	L	0-4	14-27-14
56	Feb.19	MTL.	W	5-3	15-27-14
57	Feb.24	at DET	L	3-5	15-28-14
58	Feb.26	VAN.	T	1-1	15-28-15
59	Feb.28	TOR.	L	4-6	15-29-15
60	Mar.2	at TOR	L	2-5	15-30-15
61	Mar.3	at BUF	L	3-4	15-31-15
62	Mar.5	PIT	L	1-2	15-32-15
63	Mar.9	DET.	L	1-3	15-33-15
64	Mar.10	at NYR	L	2-4	15-34-15
65	Mar.12	PHI	L	1-2	15-35-15
66	Mar.14	at TOR	L	1-2	15-36-15
67	Mar.16	NYR	L	1-3	15-37-15
68	Mar.17	at MTL	L	2-4	15-38-15
69	Mar.19	STL	W	5-1	16-38-15
70	Mar.20	at PIT.	T	1-1	16-38-16
71	Mar.23	BUF.	T	1-1	16-38-17
72	Mar.24	at ATL	W	6-4	17-38-17
73	Mar.27	at CAL	T	2-2	17-38-18
74	Mar.28	at L.A.	L	1-4	17-39-18
75	Mar.30	at VAN	L	2-4	17-40-18
76	Apr.2	PIT	W	3-2	18-40-18
77	Apr.4	at PHI	L	0-4	18-41-18
78	Apr.6	MIN.	W	4-2	19-41-18

OPPONENTS

IN THE PAST

STANLEY CUP PLAYOFFS

MEDIA INFORMATION

1972-73 NY ISLANDERS • 12-60-6 (30 PTS) • HEAD COACH - PHIL GOYETTE/EARL INGARFIELD

OPPONENTS

IN THE PAST

STANLEY CUP PLAYOFFS

MEDIA INFORMATION

PLAYER	GP	G-A	PTS	+/-	PIM	PLAYER	GP	G-A	PTS	+/-	PIM
Bill Harris	78	28-22	50	-44	35	Jim Mair	49	2-11	13	-38	41
Ed Westfall	67	15-31	46	-42	25	Brian Lavender	42	6-6	12	-42	47
Germain Gagnon	63	12-29	41	-24	31	Arnie Brown	48	4-8	12	-47	27
Brian Spencer	78	14-24	38	-47	90	Gerry Hart	47	1-11	12	-18	158
Ernie Hicke	59	14-23	37	-2	37	Bill Mikkelson	72	1-10	11	-54	45
with Atlanta	58	14-23	37	-2	37	Bryan Lefley	62	3-7	10	-39	56
with ISLANDERS	1	0-0	0	Even	0	Brian Marchinko	36	2-6	8	-10	0
Craig Cameron	72	19-14	33	-38	27	Ron Stewart	33	2-3	5	-17	4
Dave Hudson	69	12-19	31	-39	17	with NY Rangers	11	0-1	1	Even	0
Tom Miller	69	13-17	30	-29	21	with ISLANDERS	22	2-2	4	-17	4
Lorne Henning	63	7-19	26	-28	14	Ken Murray	39	0-4	4	-21	59
Terry Crisp	52	4-16	20	-22	6	Neil Nicholson	30	2-1	3	-22	23
Bob Cook	46	11	7	-20	18	Richard Grenier	10	1-1	2	-2	2
with Detroit	13	3-1	4	-11	4	Bob Nystrom	11	1-1	2	-11	10
with ISLANDERS	33	8-6	14	-9	14	Ron Smith	11	1-1	2	-8	14
Don Blackburn	56	7-10	17	-33	20	Garry Howatt	8	0-1	1	-5	18
Jean Potvin	45	3-12	15	-4	22	Gerry Gray	1	0-0	0	Goalie	0
with Philadelphia	35	3-9	12	-1	10	Dave Pulkkinen	2	0-0	0	-1	0
with ISLANDERS	10	0-3	3	-3	12	Bill Smith	38	0-0	0	Goalie	42
Ralph Stewart	31	4-10	14	-11	4	Gerry Desjardins	44	0-0	0	Goalie	9

GOALTENDER	GP	MINS	GAA	W	L	T	EN	SO	GA	SA	SV%
Gerry Desjardins	44	2498	4.68	5	35	3		0	195		
Bill Smith	38	2122	4.16	7	24	3		0	147		
Gerry Gray	1	60	5.00	0	1	0		0	5		

\*SV% & SA were not an official stat

GAME	DATE	OPPONENT	RESULTS	SCORE	RECORD	GAME	DATE	OPPONENT	RESULTS	SCORE	RECORD
1	Oct. 7	ATL	L	2-3	0-1-0	40	Jan. 7	at DET	L	0-4	4-32-4
2	Oct. 12	L.A.	W	3-2	1-1-0	41	Jan. 9	L.A.	L	2-3	4-33-4
3	Oct. 14	BOS	L	4-7	1-2-0	42	Jan. 10	at TOR	L	2-4	4-34-4
4	Oct. 17	PIT	L	0-5	1-3-0	43	Jan. 13	at MIN	L	1-8	4-35-4
5	Oct. 21	NYR	L	1-2	1-4-0	44	Jan. 14	STL	L	1-2	4-36-4
6	Oct. 24	MTL	L	3-4	1-5-0	45	Jan. 16	MIN	L	0-1	4-37-4
7	Oct. 28	CHI	T	4-4	1-5-1	46	Jan. 18	at BOS	W	9-7	5-37-4
8	Oct. 29	at BOS	L	1-9	1-6-1	47	Jan. 20	at STL	L	1-5	5-38-4
9	Nov. 1	at CAL	W	6-2	2-6-1	48	Jan. 23	CAL	W	8-1	6-38-4
10	Nov. 3	at VAN	L	2-7	2-7-1	49	Jan. 24	at MTL	L	1-6	6-39-4
11	Nov. 4	at L.A.	L	2-9	2-8-1	50	Jan. 26	at VAN	L	1-5	6-40-4
12	Nov. 8	at CHI	L	1-6	2-9-1	51	Jan. 31	at TOR	L	3-5	6-41-4
13	Nov. 11	at MIN	L	0-3	2-10-1	52	Feb. 1	CHI	L	3-5	6-42-4
14	Nov. 14	MTL	L	2-7	2-11-1	53	Feb. 3	BUF	T	1-1	6-42-5
15	Nov. 16	at ATL	L	0-4	2-12-1	54	Feb. 4	at BUF	L	1-5	6-43-5
16	Nov. 18	BOS	L	3-7	2-13-1	55	Feb. 6	TOR	W	4-2	7-43-5
17	Nov. 21	CAL	W	4-2	3-13-1	56	Feb. 7	at NYR	L	0-6	7-44-5
18	Nov. 22	at PHI	L	3-5	3-14-1	57	Feb. 10	NYR	L	0-6	7-45-5
19	Nov. 25	at PIT	T	2-2	3-14-2	58	Feb. 13	at PHI	L	2-8	7-46-5
20	Nov. 26	at BUF	L	2-9	3-15-2	59	Feb. 14	at CHI	L	2-4	7-47-5
21	Nov. 28	BUF	L	2-7	3-16-2	60	Feb. 17	at TOR	L	2-6	7-48-5
22	Dec. 2	DET	L	1-4	3-17-2	61	Feb. 18	at NYR	L	2-3	7-49-5
23	Dec. 3	at BOS	L	1-5	3-18-2	62	Feb. 20	PIT	L	0-4	7-50-5
24	Dec. 5	L.A.	L	1-6	3-19-2	63	Feb. 22	at PIT	L	1-2	7-51-5
25	Dec. 9	NYR	L	1-4	3-20-2	64	Feb. 24	DET	W	4-2	8-51-5
26	Dec. 10	at NYR	L	1-4	3-21-2	65	Feb. 27	CHI	L	3-5	8-52-5
27	Dec. 12	STL	T	4-4	3-21-3	66	Mar. 3	VAN	W	9-3	9-52-5
28	Dec. 13	at PIT	L	1-9	3-22-3	67	Mar. 4	at DET	L	1-5	9-53-5
29	Dec. 16	PHI	L	1-2	3-23-3	68	Mar. 6	MTL	L	2-3	9-54-5
30	Dec. 17	at ATL	L	0-4	3-24-3	69	Mar. 8	TOR	L	2-4	9-55-5
31	Dec. 20	at MTL	L	2-4	3-25-3	70	Mar. 10	at STL	L	4-5	9-56-5
32	Dec. 21	VAN	T	4-4	3-25-4	71	Mar. 11	at MIN	L	1-2	9-57-5
33	Dec. 23	MIN	W	4-2	4-25-4	72	Mar. 13	BOS	L	0-3	9-58-5
34	Dec. 27	at L.A.	L	1-4	4-26-4	73	Mar. 17	STL	W	6-4	10-58-5
35	Dec. 29	at CAL	L	2-5	4-27-4	74	Mar. 20	CAL	W	6-3	11-58-5
36	Dec. 30	at VAN	L	2-5	4-28-4	75	Mar. 24	PHI	W	3-2	12-58-5
37	Jan. 2	ATL	L	1-6	4-29-4	76	Mar. 27	BUF	L	2-3	12-59-5
38	Jan. 3	at BUF	L	1-4	4-30-4	77	Mar. 31	at PHI	L	2-10	12-60-5
39	Jan. 6	DET	L	0-4	4-31-4	78	Apr. 1	at ATL	T	4-4	12-60-6

**TEAM RECORDS – SEASON**

Most Points: . . . . .	118 . . . . .	1981-82	Most OT Wins, Home: . . . . .	3 . . . . .	2014-15	Most Power Play Goals: . . . . .	93 . . . . .	1980-81
Most Points, Home: . . . . .	70 . . . . .	1981-82	Most OT Wins, Road: . . . . .	5 . . . . .	2010-11	Fewest Power Play Goals: . . . . .	28 . . . . .	1994-95***
Most Points, Road: . . . . .	53 . . . . .	1980-81	Most OT Losses: . . . . .	8 . . . . .	1984-85	Most Power Play Goals Against: . . . . .	103 . . . . .	1988-89
Most Points, Home (24 games): . . . . .	23 . . . . .	1994-95***	Most OT Losses, Home: . . . . .	5 . . . . .	2006-07	Fewest Power Play Goals Against: . . . . .	28 . . . . .	2012-13***
Most Points, Road (39 games): . . . . .	24 . . . . .	1972-73	Most OT Losses, Road: . . . . .	6 . . . . .	2010-11	Most Shorthanded Goals: . . . . .	19 . . . . .	1980-81
Fewest Points: . . . . .	30 . . . . .	1972-73	Most Shutouts: . . . . .	10 . . . . .	1975-76	Fewest Shorthanded Goals: . . . . .	2 . . . . .	1972-73
Fewest Points, Home (24 games): . . . . .	23 . . . . .	1994-95***	Fewest Shutouts: . . . . .	0 . . . . .	1990-91	Most Shorthanded Goals Against: . . . . .	16 . . . . .	1997-98
Fewest Points, Home (39 games): . . . . .	24 . . . . .	1972-73	Most Victories: . . . . .	54 . . . . .	1981-82	Fewest Shorthanded Goals Against: . . . . .	0 . . . . .	2012-13***
Fewest Points, Home (41 games): . . . . .	26 . . . . .	1999-00	Most Victories, Home: . . . . .	33 . . . . .	1981-82	Most Penalty Minutes: . . . . .	1831 . . . . .	1986-87
Fewest Points, Road (39 games): . . . . .	6 . . . . .	1972-73	Most Victories, Road: . . . . .	25 . . . . .	1980-81	Fewest Penalty Minutes: . . . . .	461 . . . . .	2012-13***
Fewest Points, Road (41 games): . . . . .	20 . . . . .	1995-96	Fewest Victories (78 games): . . . . .	12 . . . . .	1972-73	Most Shots On Goal: . . . . .	700 . . . . .	2014-15
Most Victories: . . . . .	54 . . . . .	1981-82	Fewest Victories (82 games): . . . . .	21 . . . . .	2000-01	Fewest Shots On Goal: . . . . .	2771 . . . . .	2014-15
Most Victories, Home: . . . . .	33 . . . . .	1981-82	Fewest Victories, Home: . . . . .	10 . . . . .	1972-73	Most Shots On Goal Against: . . . . .	1357 . . . . .	1994-95***
Most Victories, Road: . . . . .	25 . . . . .	1980-81	Most Victories, Road (39 games): . . . . .	2 . . . . .	1972-73	Fewest Shots On Goal Against: . . . . .	1952 . . . . .	1972-73
Fewest Victories (78 games): . . . . .	12 . . . . .	1972-73	Fewest Victories, Road (41 games): . . . . .	8 . . . . .	1995-96	Most Shots On Goal Against: . . . . .	2751 . . . . .	2008-09
Fewest Victories (82 games): . . . . .	21 . . . . .	2000-01	Most Losses: . . . . .	60 . . . . .	1972-73	Fewest Shots On Goal Against: . . . . .	1352 . . . . .	2012-13***
Fewest Victories, Home: . . . . .	10 . . . . .	1972-73	Most Losses, Home: . . . . .	28 . . . . .	2000-01	Most 20-Or-More-Goal Scorers: . . . . .	2183 . . . . .	1977-78
Most Victories, Road (39 games): . . . . .	2 . . . . .	1972-73	Most Losses, Road: . . . . .	35 . . . . .	1972-73	Most 30-Or-More-Goal Scorers: . . . . .	9 . . . . .	1975-76
Fewest Victories, Road (41 games): . . . . .	8 . . . . .	1995-96	Fewest Losses: . . . . .	15 . . . . .	1978-79	Most 40-Or-More-Goal Scorers: . . . . .	6** . . . . .	1977-78
Most Losses: . . . . .	60 . . . . .	1972-73	Fewest Losses, Home: . . . . .	3 . . . . .	1981-82	Most 50-Or-More-Goal Scorers: . . . . .	2 . . . . .	1981-82
Most Losses, Home: . . . . .	28 . . . . .	2000-01	Most Losses, Road: . . . . .	6 . . . . .	2012-13***	Most Penalty Shots: . . . . .	10 . . . . .	2010-11
Most Losses, Road: . . . . .	35 . . . . .	1972-73	Most Losses, Home: . . . . .	3 . . . . .	1981-82	Most Penalty Shots: . . . . .	(4 for, 6 against)	
Fewest Losses: . . . . .	15 . . . . .	1978-79	Most Losses, Road: . . . . .	6 . . . . .	2012-13***	Largest Shot Differential . . . . .	+450 . . . . .	2014-15
Fewest Losses, Home: . . . . .	3 . . . . .	1981-82	Most Ties: . . . . .	22^ . . . . .	1974-75			
Most Losses, Road: . . . . .	6 . . . . .	2012-13***	Most Ties, Home: . . . . .	12^ . . . . .	1974-75			
Most Ties: . . . . .	22^ . . . . .	1974-75	Most Ties, Road: . . . . .	10^ . . . . .	1974-75			
Most Ties, Home: . . . . .	12^ . . . . .	1974-75	Fewest Ties: . . . . .	4^ . . . . .	1983-84			
Most Ties, Road: . . . . .	10^ . . . . .	1974-75	Fewest Ties, Home: . . . . .	1^ . . . . .	1983-84			
Fewest Ties: . . . . .	4^ . . . . .	1983-84	Fewest Ties, Road: . . . . .	2^ . . . . .	1994-95***			
Fewest Ties, Home: . . . . .	1^ . . . . .	1983-84	Most Total Points: . . . . .	1037 . . . . .	1981-82			
Fewest Ties, Road: . . . . .	2^ . . . . .	1994-95***	Fewest Total Points: . . . . .	324 . . . . .	1994-95***			
Most OT Wins: . . . . .	7 . . . . .	2010-11	Most Total Points: . . . . .	1037 . . . . .	1981-82			
Most OT Wins, Home: . . . . .	3 . . . . .	2014-15	Fewest Total Points: . . . . .	460 . . . . .	1972-73			
Most OT Wins, Road: . . . . .	5 . . . . .	2010-11	Most Hat Tricks: . . . . .	13 . . . . .	1980-81			

\*NHL Record    \*\*Tied NHL Record    \*\*\* 48 Game Season  
 ^ TIES WERE ELIMINATED STARTING IN THE 2005-06 SEASON

OPPONENTS

IN THE PAST

STANLEY CUP PLAYOFFS

MEDIA INFORMATION



## TEAM RECORDS – GAME

<b>Most Goals:</b> 11	at Toronto . . . . . 3/3/84
vs. Pittsburgh . . . . . 12/20/83	
<b>Most Goals Against:</b> 11	at Calgary . . . . . 2/25/81
<b>Most Goals Against, Home:</b> 9	vs. Los Angeles, 6-9 . . . . . 10/20/81
<b>Most Goals, Both Clubs:</b> 17	at Toronto, 11-6 . . . . . 3/3/84
vs. Quebec, 10-7 . . . . . 12/15/81	
at Toronto, 7-10 . . . . . 10/14/78	
<b>Greatest Winning Margin:</b> 9	vs. Pittsburgh, 9-0 . . . . . 1/9/86
vs. Pittsburgh, 9-0 . . . . . 10/14/82	
vs. Toronto, 10-1 . . . . . 3/4/82	
at Chicago, 9-0 . . . . . 12/21/80	
vs. Vancouver, 9-0 . . . . . 1/2/79	
vs. Atlanta, 9-0 . . . . . 11/1/77	
vs. California, 10-1 . . . . . 10/28/74	
<b>Greatest Losing Margin:</b> 9	at Carolina, 0-9 . . . . . 4/7/09
<b>Greatest Losing Margin, Home:</b> 7	vs. Vancouver, 8-1 . . . . . 1/14/06
vs. New Jersey, 8-1 . . . . . 10/23/90	
vs. Winnipeg, 8-1 . . . . . 11/1/88	
vs. Philadelphia, 0-7 . . . . . 2/18/13	
<b>Highest Tie Score:</b> 8-8	vs. Minnesota . . . . . 11/23/82
vs. Edmonton . . . . . 3/3/81	
<b>Most Assists:</b> 20	vs. NY Rangers . . . . . 11/17/84
<b>Most Total Points:</b> 30	vs. NY Rangers . . . . . 11/17/84
vs. Pittsburgh . . . . . 12/20/83	
<b>Most Points, Both Clubs:</b> 49	at Toronto (10-18-28)
Islanders (7-14-21) . . . . . 10/14/78	
<b>Most Shots:</b> 60	vs. Carolina . . . . . 10/25/08
<b>Most Shots, Road:</b> 57	at Ottawa . . . . . 11/1/13

<b>Most Shots Against:</b> 60	at Philadelphia . . . . . 11/22/72
<b>Most Shots Against (OT):</b> 61	at Toronto . . . . . 11/23/09
<b>Most Shots, Both Clubs:</b> 95	at Boston (44)
Islanders (51) . . . . . 1/28/06	
<b>Fewest Shots:</b> 10	at Carolina . . . . . 3/26/00
<b>Fewest Shots Against:</b> 10	vs. Atlanta . . . . . 2/16/08
at Buffalo . . . . . 2/8/15	
<b>Fewest Shots, Both Clubs:</b> 32	at Philadelphia (21)
Islanders (11) . . . . . 1/26/98	
<b>Most Penalty Minutes:</b> 183	vs. Pittsburgh . . . . . 2/11/11
<b>Most Penalty Minutes, Both Clubs:</b> 346	vs. Pittsburgh (163)
Islanders (183) . . . . . 2/11/11	
<b>Fewest Penalty Minutes, Both Clubs:</b> 0	vs. Hartford . . . . . 1/26/80
at Buffalo . . . . . 2/4/73	
vs. Toronto . . . . . 2/28/13	
<b>Fewest Power Plays, Both Clubs:</b> 0	at Boston . . . . . 4/7/01
vs. Hartford . . . . . 1/26/80	
at Buffalo . . . . . 2/4/73	
vs. Toronto . . . . . 2/28/13	
<b>Most Unanswered Goals For:</b> 15	vs. PIT - vs. DET 1/9/86 - 1/11/86
<b>Most Unanswered Goals Against:</b> 13	vs. TOR-at NYR-vs. NYR 2/6/73-2/10/73
<b>Most Unanswered Shots for:</b> 1	
<b>Most Penalty Shots, against:</b> 1	
<b>Most Penalty Shots, both clubs:</b> 2	vs. Buffalo . . . . . 3/4/00
(Satan vs. Weekes – Failed)	
(Jokinen vs. Hasek – Scored)	

<b>Longest shootout:</b> 13 rounds	at Tampa Bay . . . . . 3/28/14
<b>Most Power Play Goals:</b> 5	vs. Quebec . . . . . 1/24/81
<b>Most Power Play Goals Against:</b> 5	at Pittsburgh . . . . . 12/30/99
at Hartford . . . . . 3/14/95	
vs. Pittsburgh . . . . . 12/23/91	
at Pittsburgh . . . . . 2/6/90	
vs. Buffalo . . . . . 11/10/81	
at NY Rangers . . . . . 2/24/80	
<b>Most Power Play Goals, Both Clubs:</b> 8	at Pittsburgh (5)
Islanders (3) . . . . . 2/6/90	
<b>Most Shorthanded Goals For:</b> 3	at Carolina . . . . . 1/22/08
(Sillinger, Park, Sillinger)	
vs. Ottawa . . . . . 3/2/00	
(Scatchard, Watt, Jokinen)	
vs. Washington . . . . . 12/22/83	
(Tonelli, Goring, Kallur)	
<b>Most Shorthanded Goals Against:</b> 3	vs. Philadelphia . . . . . 4/2/96
<b>Most Shorthanded Goals, Both Clubs:</b> 3	at Carolina (0)
Islanders (3) . . . . . 1/22/08	
at Ottawa (2)	
Islanders (1) . . . . . 12/27/01	
vs. Ottawa (0)	
Islanders (3) . . . . . 3/2/00	
vs. Philadelphia (3)	
Islanders (0) . . . . . 4/2/96	
vs. Hartford (2)	
Islanders (1) . . . . . 11/22/86	
at Philadelphia (2)	
Islanders (1) . . . . . 3/17/85	
vs. Washington (0)	
Islanders (3) . . . . . 12/22/83	

## TEAM RECORDS – PERIOD

<b>Most Goals:</b> 7	vs. NY Rangers . . . . . 12/23/78
at Vancouver . . . . . 3/10/14	
<b>Most Goals Against:</b> 8	at Philadelphia . . . . . 3/31/73
<b>Most Goals, Both Clubs:</b> 9	at Washington (6)
Islanders (3) . . . . . 11/23/88	
at St. Louis (4)	
Islanders (5) . . . . . 3/12/85	
at Philadelphia (8)	
Islanders (1) . . . . . 3/31/73	
<b>Most Assists:</b> 13	vs. NY Rangers . . . . . 12/23/78
<b>Most Points:</b> 20	vs. NY Rangers . . . . . 12/23/78
<b>Most Power Play Goals:</b> 3 (12 Times)	Most Recently:
at Vancouver . . . . . 3/10/14	
at Boston . . . . . 12/31/13	
at Phoenix . . . . . 11/23/96	

<b>Most Power Play Goals Against:</b> 4	at Pittsburgh . . . . . 12/30/99
at Pittsburgh . . . . . 2/6/90	
<b>Most Power Play Goals, Both Clubs:</b> 4 (14 Times)	Most Recently:
at Boston . . . . . 12/31/13	
at Philadelphia . . . . . 12/8/09	
vs. Pittsburgh . . . . . 1/13/01	
at Pittsburgh . . . . . 12/30/99	
<b>Most Shorthanded Goals:</b> 2 (16 Times)	Most Recently:
vs. Toronto . . . . . 2/27/14	
at NY Rangers . . . . . 12/20/13	
at Tampa Bay . . . . . 3/22/11	
at Carolina . . . . . 1/22/08	
vs. Philadelphia . . . . . 4/18/06	
<b>Most Shorthanded Goals Against:</b> 2	vs. Philadelphia . . . . . 4/18/06
vs. Philadelphia . . . . . 4/2/96	
at New Jersey . . . . . 11/30/90	
vs. Buffalo . . . . . 11/26/72	

<b>Most Shots:</b> 29	vs. Florida . . . . . 3/2/08
<b>Most Shots Against:</b> 27	at St. Louis . . . . . 12/29/84
<b>Fewest Shots:</b> 0	vs. Tampa Bay . . . . . 2/15/94
at NY Rangers . . . . . 2/25/79	
<b>Fewest Shots Against:</b> 1 (11 Times)	Most Recently:
At Anaheim . . . . . 11/10/10	
vs. New Jersey . . . . . 1/23/10	
vs. Carolina . . . . . 11/22/06	
at Buffalo . . . . . 10/10/02	
vs. Toronto . . . . . 11/30/00	
vs. Calgary . . . . . 10/14/00	

**FASTEST GOALS**

**Start Of Season:** 1:01  
 Dave Scatchard at Buffalo . . . . .10/10/02

**Start Of Game:** \*\*0:05  
 Bryan Trottier at Boston . . . . .3/22/84

**Start of Game Against:** 0:08  
 Alexander Semin at Washington . . . . .11/11/09

**Start of Game, Fastest Two Against:** :31  
 Justin Williams (:16), Michael Handzus (:31)  
 vs. Philadelphia . . . . .10/26/02

**Start of Period:** 0:05  
 Bryan Trottier at Boston . . . . .3/22/84

**Start of Period Against:** 0:07  
 Alexandre Daigle vs. Ottawa . . . . .1/24/95

**Earliest Power-Play Goal For:** 0:16  
 Bryan Trottier vs. Philadelphia . . . . .1/10/77

**Earliest Power-Play Goal Against:** 0:17  
 Joe Pavelski vs. San Jose. . . . .10/29/11

**Fastest Two Goals:** 0:06  
 Clark Gillies (4:51), Mike Bossy (4:57)  
 3rd Period vs. Chicago. . . . .10/27/79

**Fastest Two Goals Against:** 0:04  
 Kris King (19:45), James Patrick (19:49)  
 3rd Period at NY Rangers . . . . .10/9/91

**Fastest Three Goals:** 0:27  
 Denis Potvin (15:15), Bryan Trottier (15:25),  
 Bob Bourne (15:42)  
 3rd Period at NY Rangers . . . . .10/23/83

**Fastest Two Goals By An Individual:** 0:08  
 Pat LaFontaine vs. Chicago . . . . .2/16/85

**Fastest Two Goals By An Individual, Against:** 0:05  
 Nathan Gerbe; at Buffalo . . . . .1/21/11

**Fastest Three Goals By An Individual:** 1:18  
 Derek King vs. Pittsburgh . . . . .10/15/91

**Fastest Three Goals, Defenseman:** \*3:21  
 Denis Potvin at Toronto . . . . .10/14/78

**Fastest Three Goals Against:** 0:42  
 Vincent Lecavalier (17:43), Michel Ouellet (18:15),  
 Jason Ward (18:25)  
 3rd Period at Tampa Bay . . . . .3/11/08

**Fastest Four Goals:** 1:38  
 John Tonelli (2:30), Bryan Trottier (2:46 & 3:31),  
 Duane Sutter (4:08)  
 1st Period vs. Pittsburgh . . . . .1/26/82

**Fastest Four Goals Against:** 2:07  
 Stephen Leach (10:04), Jiri Slegr (11:13),  
 Jaromir Jagr (11:44), Tyler Wright (12:11)  
 2nd Period vs. Pittsburgh . . . . .3/21/00

**Fastest Five Goals:** 2:37  
 Duane Sutter (1:31), John Tonelli (2:30),  
 Bryan Trottier (2:46 & 3:31), Duane Sutter (4:08)  
 1st Period vs. Pittsburgh . . . . .1/26/82

**Fastest Two Shorthanded Goals:** 0:17  
 Bob Bourne (16:09), Anders Kallur (16:26)  
 1st Period vs. Winnipeg . . . . .12/16/80

**Fastest Two Shorthanded Goals against:** 0:40  
 Simon Gagne (19:07), Handzus (19:47)  
 3rd Period vs. Philadelphia . . . . .4/18/06

**Fastest Two Shorthanded Goals by One Player:** 0:48  
 Michael Grabner (15:53 & 16:41) vs. Toronto . . . . .2/27/14

\*NHL Record    \*\*Ties NHL Record

OPPONENTS

IN THE PAST

STANLEY CUP PLAYOFFS

MEDIA INFORMATION

## STREAKS

**Longest Winning Streak: 15**

Began 1/21/82 vs. Pittsburgh (6-1) . . . . . 1981-82  
 Ended 2/21/82 at Pittsburgh (3-4)

**Longest Winning Streak, Home: 14**

Began 1/2/82 vs. Chicago (5-3) . . . . . 1981-82  
 Ended 2/27/82 vs. Quebec (5-5)

**Longest Winning Streak, Road: 8**

Began 2/27/81 at Vancouver (5-1) . . . . . 1980-81  
 Ended 3/31/81 at Montreal (1-3)

**Longest Undefeated Streak: 15**

Began 1/21/82 vs. Pittsburgh (6-1) . . . . . 1981-82 (15-0-0)  
 Ended 2/21/82 at Pittsburgh (3-4)  
 Began 11/4/78 vs. Washington (4-1) . . . . . 1978-79 (12-0-3)  
 Ended 12/10/78 at Montreal (3-4)  
 Began 11/4/80 vs. Detroit (6-4) . . . . . 1980-81 (13-0-2)  
 Ended 12/4/80 at Colorado (3-4)

**Longest Undefeated Streak, Home: 23**

Began 1/2/82 vs. Chicago (5-3) . . . . . 1981-82 (21-0-2)  
 Thru End of 1981-82 Season  
 Began 10/17/78 vs. Montreal (3-1) . . . . . 1978-79 (15-0-8)  
 Ended 1/27/79 vs. NY Rangers (2-7)

**Longest Undefeated Streak, Road: 8**

Began 2/27/81 vs. Vancouver (5-1) . . . . . 1980-81 (8-0-0)  
 Ended 3/31/81 vs. Montreal (1-3)  
 Began 10/7/81 at Los Angeles (4-1) . . . . . 1981-82 (6-0-2)  
 Ended 11/15/81 at Philadelphia (4-5)  
 Began 11/12/78 vs. NY Rangers (5-3) . . . . . 1978-79 (7-0-1)  
 Ended 12/10/78 vs. Montreal (3-4)  
 Began 2/12/76 vs. Kansas City (2-2) . . . . . 1975-76 (6-0-2)  
 Ended 3/13/76 vs. Vancouver (2-3)

**Longest Losing Streak: 12**

Began 11/22/88 vs. Washington (2-4) . . . . . 1988-89  
 Ended 12/17/88 vs. New Jersey (5-2)  
 Began 12/27/72 vs. Los Angeles (1-4) . . . . . 1972-73  
 Ended 1/18/73 vs. Boston (9-7)

**Longest Losing Streak, Home: 7**

Began 11/13/99 vs. St. Louis (3-5) . . . . . 1999-00  
 Ended 12/18/99 vs. Buffalo (2-2)

**Longest Losing Streak, Road: 15**

Began 1/20/73 vs. St. Louis (1-5) . . . . . 1972-73  
 Ended 4/1/73 vs. Atlanta (4-4)

**Longest Winless Streak: 15**

Began 11/22/72 vs. Philadelphia (3-5) . . . . . 1972-73  
 Ended 12/23/72 vs. Minnesota (4-2)

**Longest Winless Streak, Home: 9**

Began 3/2/99 vs. Ottawa (2-4) . . . . . 1998-99  
 Ended 4/8/99 vs. Montreal (3-1)

**Longest Winless Streak, Road: 20**

Began 11/3/72 vs. Vancouver (2-7) . . . . . 1972-73  
 Ended 1/18/73 vs. Boston (9-7)

**Longest Shutout Sequence: 199:14**

Began 3/31/98 at Washington, 10:23 (3rd) . . . . . 2-5  
 4/1/98 vs. Tampa Bay . . . . . 4-0  
 4/4/98 vs. NY Rangers . . . . . 3-0  
 4/6/98 at Tampa Bay . . . . . 3-0  
 Ended 4/8/98 vs. New Jersey, 9:37 (1st) . . . . . 3-2

**Longest Shutout Sequence, Against: 186:31**

Began 12/26/06 vs. NY Rangers, 1:48 (3rd) . . . . . 2-0  
 Thru 12/27/06 at Ottawa . . . . . 0-2  
 Thru 12/30/06 vs. New Jersey . . . . . 0-2  
 Ended 1/1/07 at Buffalo, 8:19 (3rd) . . . . . 1-3

**Longest Non-Shutout Streak: 187 games**

1977-78 thru 1979-80  
 Began 10/18/77 vs. Los Angeles . . . . . 0-0  
 Ended 12/23/79 at Chicago . . . . . 0-8

**Most Consecutive Shutouts: 3**

4/1/98 vs. Tampa Bay (4-0) . . . . . 1997-98  
 4/4/98 vs. NY Rangers (3-0)  
 4/6/98 at Tampa Bay (3-0)

**Most Consecutive Shutouts, Against: 2**

11/19/11 vs. Boston (0-6) . . . . . 2011-12  
 11/21/11 at Pittsburgh (0-5)  
 3/20/10 at Los Angeles (0-1) . . . . . 2009-10  
 3/24/10 at NY Rangers (0-5)  
 12/26/06 at Ottawa (0-2) . . . . . 2006-07  
 12/30/06 vs. New Jersey (0-2)  
 11/26/03 vs. Carolina (0-2) . . . . . 2003-04  
 11/28/03 at Detroit (0-6)  
 11/9/00 vs. Buffalo (0-3) . . . . . 2000-01  
 11/11/00 @ San Jose (0-4)  
 12/30/00 vs. Buffalo (0-2) . . . . . 2000-01  
 1/2/01 vs. Montreal (0-3)  
 1/19/00 at Montreal (0-3) . . . . . 1999-00  
 1/21/00 at New Jersey (0-4)  
 12/29/98 at Tampa Bay (0-3) . . . . . 1998-99  
 12/31/98 at Chicago (0-1)  
 11/3/92 at Pittsburgh (0-2) . . . . . 1992-93  
 11/5/92 at Minnesota (0-3)  
 2/7/73 at NY Rangers (0-6) . . . . . 1972-73  
 2/10/73 vs. NY Rangers (0-6)  
 1/6/73 vs. Detroit (0-4) . . . . . 1972-73  
 1/7/73 at Detroit (0-4)

**Most Consecutive Shutouts, Home: 3**

12/16/06 vs. Atlanta (6-0) . . . . . 2006-07  
 12/23/06 vs. Columbus (4-0)  
 12/26/06 vs. NY Rangers (2-0)  
 2/19/94 vs. Ottawa (4-0) . . . . . 1993-94  
 2/21/94 vs. Washington (4-0)  
 2/25/94 vs. Philadelphia (2-0)

**Most Consecutive Shutouts, Road: 2**

10/14/98 at Tampa Bay (2-0) . . . . . 1998-99  
 10/17/98 at St. Louis (1-0)

**Most Consecutive Shutout Against, Home: 2**

12/30/00 vs. Buffalo (0-2) . . . . . 2000-01  
 1/2/01 vs. Montreal (0-3)  
 2/10/73 vs. NY Rangers (0-6) . . . . . 1972-73  
 2/20/73 vs. Detroit (0-4)

**Most Consecutive Shutouts Against, Road: 3**

12/29/98 at Tampa Bay (0-3) . . . . . 1998-99  
 12/31/98 at Chicago (0-1)  
 1/7/99 at Philadelphia (0-5)

**Consecutive Games Played by an Individual: 576**

Billy Harris 10/7/72 - 11/30/79 . . . . . 1972-79

## INDIVIDUAL RECORDS-POINTS

**Most Points, Career: 1353**  
 Bryan Trottier . . . . . 1975-90

**Most Points, One Season: 147**  
 Mike Bossy . . . . . 1981-82

**Most Points, One Game: 8**  
 Bryan Trottier . . . . . 12/23/78 vs. NY Rangers

**Most Points, Rookie, One Game: 5**  
 John Tavares (2-3) . . . . . 3/16/10 at Vancouver  
 Mikko Makela (2-3) . . . . . 1/28/86 vs. Toronto  
 Pat LaFontaine (3-2) . . . . . 3/3/84 at Toronto  
 Mike Bossy (1-4) . . . . . 11/1/77 vs. Atlanta  
 Bryan Trottier (1-4) . . . . . 11/26/75 at Minnesota  
 Bryan Trottier (3-2) . . . . . 10/11/75 vs. Los Angeles  
 Dave Hudson (1-4) . . . . . 3/3/73 vs. Vancouver

**Most Points, One Period: 6\***  
 Bryan Trottier . . . . . 12/23/78 vs. NY Rangers

**Most Points, Center, One Season: 134**  
 Bryan Trottier . . . . . 1978-79

**Most Points, Left Wing, One Season: 100**  
 John Tonelli . . . . . 1984-85

**Most Points, Right Wing, One Season: 147**  
 Mike Bossy . . . . . 1981-82

**Most Points, Defenseman, One Season: 101**  
 Denis Potvin . . . . . 1978-79

**Most Points, Rookie, One Season: 95**  
 Bryan Trottier . . . . . 1975-76

**Most Points, Rookie Defenseman, One Season: 56**  
 Stefan Persson . . . . . 1977-78

**Longest Scoring Streak: 25 Games**  
 Bryan Trottier (28-27-55) . . . . . 1981-82  
 Began 1/21/82 vs. Pittsburgh  
 Ended 3/13/82 at Los Angeles

**Most 100-point seasons: 7**  
 Mike Bossy

**Most 80 point seasons: 11**  
 Bryan Trottier

## INDIVIDUAL RECORDS-GOALS

**Most Goals, Career: 573**  
 Mike Bossy . . . . . 1977-88

**Most Goals, One Season: 69**  
 Mike Bossy . . . . . 1978-79

**Most Goals One Game: 5**  
 John Tonelli . . . . . 1/6/81 vs. Toronto  
 Bryan Trottier . . . . . 2/13/82 vs. Philadelphia  
 . . . . . 12/23/78 vs. NY Rangers

**Most Goals, One Period: 4**  
 Bryan Trottier . . . . . 2/13/82 vs. Philadelphia

**Most Goals, Center, One Season: 58**  
 Pierre Turgeon . . . . . 1992-93

**Most Goals, Left Wing, One Season: 42**  
 John Tonelli . . . . . 1984-85

**Most Goals, Right Wing, One Season: 69**  
 Mike Bossy . . . . . 1978-79

**Most Goals, Defenseman, One Season: 31**  
 Denis Potvin . . . . . 1978-79  
 . . . . . 1975-76

**Most Goals, Rookie, One Season: 53**  
 Mike Bossy . . . . . 1977-78

**Most Game-Winning Goals, One Season: 11**  
 Mike Bossy . . . . . 1983-84

**Most Power Play Goals, One Season: 28**  
 Mike Bossy . . . . . 1980-81

**Most Power Play Goals, One Game: 4**  
 Bryan Trottier . . . . . 2/13/82 vs. Philadelphia

**Most Power Play Goals, One Period: 3**  
 Several Players

**Most Shorthanded Goals, One Season: 7**  
 Frans Nielsen . . . . . 2010-11  
 Bob Bourne . . . . . 1980-81

**Most Shorthanded Goals, One Game: 2**  
 Michael Grabner . . . . . 2/27/14 vs. Toronto  
 Mike Sillinger . . . . . 1/22/08 at Carolina  
 Ziggy Palffy . . . . . 4/17/99 at Pittsburgh  
 Trevor Linden . . . . . 4/1/98 vs. Tampa Bay  
 Pat Flatley . . . . . 12/19/92 at Pittsburgh  
 Mikko Makela . . . . . 2/23/98 vs. Vancouver  
 Butch Goring . . . . . 11/19/83 vs. Pittsburgh  
 Butch Goring . . . . . 10/14/82 vs. Pittsburgh  
 Butch Goring . . . . . 12/5/81 at Minnesota  
 Denis Potvin . . . . . 3/15/79 vs. Toronto

**Most Shorthanded Goals, One Period: 2**  
 Michael Grabner . . . . . 2/27/14 vs. Toronto  
 Ziggy Palffy . . . . . 4/17/99 at Pittsburgh  
 Butch Goring . . . . . 10/14/82 vs. Pittsburgh

**Most Hat Tricks, One Season: 9**  
 Mike Bossy . . . . . 1980-81

**Most Hat Tricks, Career: 39**  
 Mike Bossy . . . . . 1977-88

**Longest Goal Scoring Streak: 11**  
 Pat LaFontaine (18 Goals) . . . . . 1989-90  
 Began 12/15/89 at Washington  
 Ended 1/11/90 at Minnesota

**Longest Goal-Scoring Streak, Rookie: 7 (twice)**  
 Mike Bossy, 1977-78

**Most Consecutive Multi-Goal Games: 3**  
 Several Players  
 Last: Michael Grabner . . . . . 2/10-2/13/11

**Most Consecutive Multi-Goal Games, Rookie: 3**  
 Michael Grabner . . . . . 2/10-2/13/11

**Most Goals, Rookie, One Game: 3**  
 Michael Grabner . . . . . 2/13/11 at Buffalo  
 Niklas Anderson . . . . . 2/14/96 at Dallas  
 Pat LaFontaine . . . . . 3/3/84 vs. Toronto  
 Mats Hallin . . . . . 3/19/83 vs. Philadelphia  
 Brent Sutter . . . . . 2/2/82 vs. Washington  
 Mike Bossy . . . . . 2/4/78 vs. Washington  
 Bryan Trottier . . . . . 10/11/75 vs. Los Angeles  
 Bob Nystrom . . . . . 1/31/74 at Los Angeles  
 Bob Cook . . . . . 3/3/73 vs. Vancouver

**Youngest Goal Scorer: 18 years, 35 days**  
 Nino Niederreiter . . . . . 10/13/10 vs. Washington

**Oldest Goal Scorer: 40 years, 136 days**  
 Ron Stewart . . . . . 11/25/72 at Pittsburgh

**Most 20 goal seasons: 13**  
 Bryan Trottier

**Most 30 goal seasons: 11**  
 Bryan Trottier

**Most 40 goal seasons: 9**  
 Mike Bossy

**Most 50 goal season: 9**  
 Mike Bossy

OPPONENTS

IN THE PAST

STANLEY CUP PLAYOFFS

MEDIA INFORMATION

## INDIVIDUAL RECORDS-ASSISTS

**Most Assists, Career: 853**  
Bryan Trottier . . . . . 1975-90

**Most Assists, One Season: 87**  
Bryan Trottier . . . . . 1978-79

**Most Assists, One Game: 6**  
Mike Bossy . . . . . 1/6/81 vs. Toronto

**Most Assists, One Period: 4**  
Several Players

**Most Assists, Center, One Season: 87**  
Bryan Trottier . . . . . 1984-85  
. . . . . 1978-79

**Most Assists, Left Wing, One Season: 58**  
John Tonelli . . . . . 1984-85  
. . . . . 1981-82

**Most Assists, Right Wing, One Season: 83**  
Mike Bossy . . . . . 1981-82

**Most Assists, Defenseman, One Season: 70**  
Denis Potvin . . . . . 1978-79

**Most Assists, Rookie, One Season: 63**  
Bryan Trottier . . . . . 1975-76

**Most Assists, Rookie Defenseman, One Season: 50**  
Stefan Persson . . . . . 1977-78

**Longest Assist Scoring Streak: 9**  
Tom Kurvers . . . . . 1991-92  
Pat LaFontaine . . . . . 1984-85  
Mike Bossy . . . . . 1981-82  
Bryan Trottier . . . . . 1980-81  
. . . . . 1978-79  
Stefan Persson . . . . . 1978-79  
Denis Potvin . . . . . 1978-79

## INDIVIDUAL RECORDS-PENALTIES

**Most PIM, Career: 1879**  
Mick Vukota . . . . . 1988-96

**Most PIM, One Season: 356**  
Brian Curran . . . . . 1986-87

**Most PIM, One Game: 42**  
Mick Vukota . . . . . 12/12/89 vs. New Jersey

**Most PIM, One Period: 32**  
Micheal Haley . . . . . 2/11/1 vs. Pittsburgh (3rd)

**Most PIM, Forward, One Season: 307**  
Zenon Konopka . . . . . 2010-11

**Most PIM, Defenseman, One Season: 356**  
Brian Curran . . . . . 1986-87

**Most PIM, Goaltender, One Season: 54**  
Billy Smith . . . . . 1978-79

**Most PIM, Rookie, One Season: 242**  
Rich Pilon . . . . . 1988-89

## INDIVIDUAL RECORDS-GOALTENDING

**Most Games, Career: 675**  
Bill Smith . . . . . 1972-89

**Most Minutes, Career: 38129**  
Bill Smith . . . . . 1972-89

**Most Games, One Season: 66**  
Chris Osgood . . . . . 2001-02

**Most Minutes, One Season: 3742**  
Chris Osgood . . . . . 2001-02

**Most Victories, Career: 304**  
Bill Smith . . . . . 1972-89

**Most Victories, One Season: 38**  
Jaroslav Halak . . . . . 2014-15

**Most Ties, Career: 104**  
Bill Smith . . . . . 1972-89

**Most Ties, One Season: 17**  
Bill Smith . . . . . 1974-75

**Most Shutouts, Career: 25**  
Glenn Resch . . . . . 1974-81

**Most Shutouts, One Season: 7**  
Glenn Resch . . . . . 1975-76

**Most Shutouts Combined, One Season: 10**  
Glenn Resch (7)  
Bill Smith (3) . . . . . 1975-76

**Most Consecutive Shutouts: 2**  
Jaroslav Halak . . . . . 2014-15  
Rick DiPietro . . . . . 2003-04  
. . . . . 2006-07  
Tommy Salo . . . . . 1998-99  
Wade Flaherty . . . . . 1997-98  
Ron Hextall . . . . . 1993-94  
Glenn Resch . . . . . 1975-76

**Most Consecutive Shutouts, Home: 3**  
Rick DiPietro . . . . . 2006-07  
vs. Atlanta (6-0) . . . . . 12/16/06  
vs. Columbus (4-0) . . . . . 12/23/06  
vs. NY Rangers (2-0) . . . . . 12/26/06  
Ron Hextall . . . . . 1993-94  
vs. Ottawa (4-0) . . . . . 2/19/94  
vs. Washington (4-0) . . . . . 2/21/94  
vs. Philadelphia (2-0) . . . . . 2/25/94

**Longest Consecutive Shutout Sequence: 178:29**  
Glenn Resch . . . . . 1975-76

**Longest Winning Streak: 11 games (11-0-0)**  
Jaroslav Halak . . . . . 2014-15

**Longest Undefeated Streak: 23 games (15-0-8)**  
Glenn Resch . . . . . 1978-79  
Began 10/17/78 vs. Montreal  
Ended 1/17/79 at NY Rangers

**Most Consecutive Starts: 20**  
Ron Hextall . . . . . 1993-94

**Most Consecutive Games Played: 26**  
Tommy Salo . . . . . 1996-97

**Most goals, One Season: 1\*\***  
Bill Smith . . . . . 1979-80

**Most Assists, One Season: 6**  
Rick DiPietro . . . . . 2007-08

**Most Saves, One Game (No OT): 55**  
Felix Potvin . . . . . 4/12/99  
at New Jersey (4-2)

**Most Saves, One Game (OT): 58**  
Dwayne Roloson . . . . . 11/23/09  
at Toronto (4-3 OT)

**Most Saves in an NHL debut: 43**  
Roberto Luongo . . . . . 11/28/99  
at Boston (2-1)

\*NHL Record \*\*Ties NHL Record

ALL-TIME SCORING (TOP 50 NEW YORK ISLANDERS PLAYERS)

PLAYER	GP	G	A	PTS	PIM	PPG	SHG	GWG	GTG
1. Bryan Trottier	1123	500	853	1353	798	158	17	68	13
2. Mike Bossy	752	573	553	1126	210	181	8	82	15
3. Denis Potvin	1060	310	742	1052	1356	127	10	44	9
4. Clark Gillies	872	304	359	663	891	92	0	41	13
5. Brent Sutter	694	287	323	610	761	91	12	37	6
6. Pat LaFontaine	530	287	279	566	309	79	5	35	6
7. John Tonelli	594	206	338	544	473	35	3	29	7
8. Bob Bourne	814	238	304	542	542	38	16	37	8
9. Bob Nystrom	900	235	278	513	1248	27	0	38	11
10. Derek King	638	211	288	499	344	81	1	30	4
11. Patrick Flatley	712	160	328	488	660	42	6	21	1
12. Bill Harris	623	184	259	443	296	38	3	25	11
13. JOHN TAVARES	432	174	227	401	205	57	0	31	0
14. Stefan Persson	622	52	317	369	574	30	0	7	1
15. Pierre Turgeon	255	147	193	340	70	50	6	24	2
16. Tomas Jonsson	532	84	249	333	460	22	3	12	2
17. Zigmund Palffy	331	168	163	331	173	46	9	19	2
18. KYLE OKPOSO	450	117	188	305	259	28	0	18	0
19. FRANS NIELSEN	525	99	198	297	100	19	13	11	0
20. Mariusz Czerkawski	470	145	150	295	183	47	1	14	6
21. Duane Sutter	547	121	171	292	893	14	0	8	0
22. Alexei Yashin	346	119	171	290	179	47	0	18	0
23. Ed Westfall	493	105	181	286	134	23	8	7	6
T24. Jason Blake	426	127	131	258	268	31	8	17	0
T24. Steve Thomas	275	118	140	258	381	35	0	16	3
26. David Volek	396	95	154	249	201	29	1	11	1
27. Ray Ferraro	316	116	122	238	297	22	0	10	7
28. Travis Green	388	92	145	237	258	34	1	9	3
29. Kenny Jonsson	597	57	175	232	260	27	2	4	0
30. Greg Gilbert	425	93	138	231	324	10	1	7	0
T31. Benoit Hogue	258	105	124	229	282	23	8	14	1
T31. Trent Hunter	459	99	130	229	201	24	1	16	0
33. Matt Moulson	304	118	105	223	60	44	0	13	0
34. Mikko Makela	307	95	124	219	98	31	2	10	2
35. JOSH BAILEY	476	81	137	218	147	16	4	8	0
36. Mark Parrish	345	118	96	214	122	43	1	25	0
T37. Garry Howatt	596	93	120	213	1466	2	0	12	8
T37. Jean Potvin	402	46	167	213	330	22	3	7	1
39. Anders Kallur	383	101	110	211	149	17	19	12	7
40. Marty McInnis	337	79	119	198	115	9	7	9	2
41. Wayne Merrick	411	81	116	197	135	9	0	13	0
42. Butch Goring	332	87	108	195	30	7	18	9	2
43. Jeff Norton	282	22	166	188	232	13	2	1	0
44. Lorne Henning	544	73	111	184	102	2	18	9	5
45. Mark Streit	286	40	139	179	178	25	1	5	0
46. Randy Wood	381	94	78	172	294	12	4	10	2
T47. Claude Lapointe	535	76	95	171	354	5	11	12	2
T47. Jean-Paul Parise	240	73	98	171	160	15	2	12	8
49. Shawn Bates	330	58	112	170	222	3	13	10	2
50. Jude Drouin	250	64	105	169	103	16	0	6	4

OPPONENTS

IN THE PAST

STANLEY CUP PLAYOFFS

MEDIA INFORMATION

ALL-TIME SCORING (520 Total Players)

OPPONENTS

IN THE PAST

STANLEY CUP PLAYOFFS

MEDIA INFORMATION

PLAYER	GP	G	A	PTS	PIM
Dave Scatchard	347	81	87	168	504
Miroslav Satan	243	78	88	166	139
Oleg Kvasha	332	60	96	156	250
Alan Kerr	326	69	85	154	691
Roman Hamrlik	300	43	110	153	325
Michael Grabner	297	90	54	144	50
Michael Peca	222	49	93	142	176
Dave Lewis	514	24	117	141	409
Robert Reichel	164	49	91	140	86
Bryan Smolinski	227	57	82	139	108
Brad Isbister	247	67	68	135	306
Tom Kurvers	192	26	108	134	115
Bryan Berard	242	31	100	131	267
Gerry Hart	476	20	108	128	783
Vladimir Malakhov	166	27	98	125	171
Blake Comeau	261	56	65	121	143
Brad Dalgarno	321	49	71	120	332
Richard Park	316	45	75	120	115
PA Parenteau	161	38	82	120	135
Adrian Aucoin	235	33	80	113	186
Travis Hamonic	323	18	93	111	357
Ralph Stewart	199	49	61	110	24
Radek Martinek	479	24	85	109	280
Dave Langevin	422	12	95	107	465
Arron Asham	300	47	58	105	315
Scott Lachance	450	26	79	105	348
Ken Morrow	550	17	88	105	309
Andre St. Laurent	261	38	66	104	191
Brad Lauer	259	38	60	98	200
Bert Marshall	392	8	87	95	318
Uwe Krupp	180	22	72	94	140
Gerald Diduck	314	26	63	89	580
Paul Boutilier	213	20	69	89	250
Andrew MacDonald	295	17	72	89	139
Mike Sillinger	141	42	45	87	74
Chris Campoli	228	20	63	83	105
Mike Kaszicky	145	30	51	81	76
Sean Bergenheim	246	40	40	80	195
Bill Guerin	142	39	41	80	128
Todd Bertuzzi	192	35	45	80	209
Niklas Andersson	138	29	50	79	77
Tim Connolly	163	24	51	75	86
Andy Hilbert	218	27	44	71	74
Craig Cameron	185	35	34	69	59
Matt Martin	358	32	37	69	561
Mike Comrie	107	28	41	69	113
Rich Kromm	183	27	42	69	48
Tom Fitzgerald	205	25	44	69	100
Brock Nelson	154	34	34	68	36
Bill MacMillan	231	32	36	68	51
Ryan Strome	118	24	44	68	55
Bruno Gervais	331	9	59	68	164
Mike McEwen	143	12	55	67	82
Doug Crossman	96	16	50	66	66
Mike York	107	19	46	65	44
Trevor Linden	107	28	36	64	65
Doug Weight	107	13	51	64	73
Gord Dineen	287	11	53	64	380
Germain Gagnon	125	20	43	63	39
Bryan McCabe	220	18	45	63	466
Gary Nylund	211	11	52	63	376
Gord Lane	305	9	51	60	614
Rich Pilon	509	6	54	60	1525
Brian Spencer	132	19	40	59	155
Anders Lee	100	35	22	57	47
Billy Carroll	200	19	37	56	74
Mathieu Schneider	78	14	42	56	123
Bob Lorimer	220	8	47	55	172
Casey Cizikas	210	21	32	53	74
Pat Price	182	8	45	53	104
Viktor Kozlov	81	25	26	51	28

PLAYER	GP	G	A	PTS	PIM
Hubie McDonough	139	31	19	50	51
Ken Leiter	139	14	36	50	62
Jack Hillen	175	8	42	50	109
Steve Tambellini	107	24	25	49	21
Bill Berg	154	21	28	49	154
Mattias Weinhandl	155	16	33	49	50
Steve Konroyd	169	8	41	49	187
Don Maloney	91	16	32	48	53
Thomas Hickey	202	7	41	48	68
Rob Schremp	89	17	30	47	20
Bob Bassen	184	16	31	47	215
Mats Lindgren	134	20	26	46	52
Jeff Tambellini	176	18	28	46	68
Darius Kasparaitis	232	6	40	46	439
Dennis Vaske	232	5	41	46	247
Sergei Nemchinov	141	18	27	45	46
Mick Vukota	500	16	29	45	1879
Lubomir Visnovsky	82	11	34	45	38
Thomas Vanek	47	17	27	44	34
Janne Niinimaa	136	11	33	44	140
Joe Reekie	151	8	36	44	224
Tom Poti	78	6	38	44	74
Wendel Clark	58	24	19	43	60
Mark Lawrence	127	18	25	43	98
Colin McDonald	133	17	26	43	66
Dave Hudson	132	14	29	43	24
Jon Sim	162	23	19	42	110
Alezei Zhitnik	89	7	33	40	128
Marc-Andre Bergeron	69	15	23	39	26
Dale Henry	132	13	26	39	263
Freddy Meyer	178	11	28	39	100
Randy Boyd	85	9	29	38	116
Nick Leddy	78	10	27	37	14
Mike Watt	120	13	23	36	29
Tom Chorske	84	12	24	36	41
Eric Cairns	327	9	27	36	814
Cal Clutterbuck	149	19	16	35	100
Josef Vasicek	81	16	19	35	53
Brad Boyes	48	10	25	35	16
Johnny Boychuk	72	9	26	35	14
Brendan Witt	247	5	30	35	321
Alexander Semak	69	20	14	34	68
Ruslan Fedotenko	67	16	17	33	40
Tom Miller	89	15	18	33	25
Bill Muckalt	72	15	18	33	37
Brian Mullen	81	18	14	32	28
Jason Wiemer	94	10	22	32	140
Wayne McBean	120	8	24	32	95
David Chyzowski	118	15	16	31	138
Nikolay Kulemin	82	15	16	31	21
Chris Simon	95	11	19	30	118
Andy Sutton	135	7	23	30	199
Kip Miller	54	8	21	29	8
Zdeno Chara	231	6	23	29	347
Jorgen Jonsson	68	11	17	28	16
Milan Jurcina	111	7	21	28	60
Calvin de Haan	117	4	24	28	54
Brent Sopel	57	2	25	27	64
Mats Hallin	108	14	12	26	103
Josh Green	49	12	14	26	41
Randy Robitaille	60	7	19	26	24
Tim Jackman	159	10	15	25	310
Dave McLlwain	58	9	16	25	28
Sean Hill	81	1	24	25	110
Adam Creighton	66	15	9	24	102
Cliff Ronning	40	9	15	24	2
Hector Marini	46	8	16	24	95
Roger Kortko	79	7	17	24	28
Barry Richter	72	6	18	24	34
Dan Plante	159	9	14	23	135
Gino Odjick	82	9	13	22	254

ALL-TIME SCORING (CONT.)

PLAYER	GP	G	A	PTS	PIM	PLAYER	GP	G	A	PTS	PIM
Olli Jokinen	82	11	10	21	80	Justin Mapletoft	38	3	6	9	8
Ernie Hicke	76	8	13	21	99	Zenon Konopka	82	2	7	9	307
James Wisniewski	32	3	18	21	18	Keith Acton	71	2	7	9	50
Reed Larson	33	7	13	20	35	Jason Krog	28	2	7	9	6
Dave Fortier	124	6	14	20	147	Dean McAmmond	18	2	7	9	8
Garry Galley	56	6	14	20	59	Craig Ludwig	75	1	8	9	77
Robert Nilsson	53	6	14	20	26	Joel Bouchard	25	1	8	9	23
Brian Strait	118	5	15	20	56	Glenn Resch	282	0	9	9	22
Terry Crisp	52	4	16	20	6	Ray Giroux	16	0	9	9	12
Mikhail Grabovski	51	9	10	19	8	Rob DiMaio	74	6	2	8	75
Dick Tarnstrom	62	3	16	19	38	Scott Howson	18	5	3	8	4
Marc Bergevin	76	2	17	19	92	Ken Belanger	71	4	4	8	260
Matt Donovan	67	2	17	19	26	Gilles Thibeau	20	4	4	8	17
Rick DiPietro	318	0	19	19	129	Jari Gronstrand	44	3	5	8	29
Ted Donato	56	7	11	18	27	Jason Dawe	35	3	5	8	14
Steve Webb	316	5	13	18	530	David Harlock	70	2	6	8	68
Chris Luongo	138	5	13	18	104	Richie Hansen	18	2	6	8	4
Mark Hamway	53	5	13	18	9	Jeff Hamilton	14	2	6	8	8
Mattias Timander	85	4	14	18	26	Brian Marchinko	14	2	6	8	0
Taylor Pyatt	78	4	14	18	39	Kelly Hrudey	241	0	8	8	105
Bob Cook	55	10	7	17	18	Steve Staios	65	0	8	8	53
Derek Armstrong	70	7	10	17	47	Wyatt Smith	42	0	8	8	26
Don Blackburn	56	7	10	17	20	John Tucker	20	3	4	7	4
Ari Haanpaa	60	6	11	17	37	Brett Lindros	51	2	5	7	147
Jamie Heward	54	6	11	17	26	Peter Regin	44	2	5	7	18
Dylan Reese	74	3	14	17	40	Andrey Vasilyev	15	2	5	7	6
Jeff Finley	87	1	16	17	51	Mark Eaton	96	1	6	7	18
Jamie Rivers	75	1	16	17	84	Branislav Mezei	66	1	6	7	65
Justin Papineau	69	9	7	16	8	Eric Boulton	48	4	2	6	154
Michel Bergeron	25	9	6	15	2	Jeremy Colliton	57	3	3	6	26
Jesse Joensuu	67	8	7	15	47	Jeff Toms	39	2	4	6	10
Doug Rombough	40	8	7	15	14	Johan Davidsson	14	2	4	6	0
Kirk Muller	27	7	8	15	29	Kevin Miller	33	1	5	6	13
Ryan Smyth	18	5	10	15	14	Kevin Haller	31	1	5	6	58
Daniel Marois	40	4	10	14	53	Glenn Healy	176	0	6	6	41
Bob Beers	35	2	12	14	16	Mark Fitzpatrick	129	0	6	6	30
Paul Kruse	110	10	3	13	249	David Maley	37	0	6	6	74
David Ullstrom	49	6	7	13	12	Raffi Torres	31	0	6	6	16
Eric Brewer	89	5	8	13	52	Marko Kiprusoff	27	0	6	6	4
Dmitri Nabokov	30	4	9	13	18	J.J. Daigneault	18	0	6	6	21
Doug Houda	101	3	10	13	146	Vladimir Orszagh	34	3	2	5	12
Brent Severyn	84	2	11	13	214	Yan Kaminsky	25	3	2	5	4
Jim Mair	49	2	11	13	41	Eric Godard	107	2	3	5	260
Bill Smith	675	1	12	13	484	Andreas Johansson	18	2	3	5	0
Ken Baumgartner	175	1	12	13	678	Tyler Kennedy	13	2	3	5	2
Brad Lukowich	57	1	12	13	32	Eric Manlow	26	2	3	5	6
Claude Loiselle	69	7	5	12	152	Evgeny Korolev	42	1	4	5	14
Bob Sweeney	66	6	6	12	59	Mike Stapleton	34	1	4	5	2
Brian Lavender	42	6	6	12	47	Ron Sutter	27	1	4	5	21
Keith Aucoin	41	6	6	12	4	Ty Wishart	21	1	4	5	10
Mike Hough	85	5	7	12	29	Craig Janney	18	1	4	5	4
Arnie Brown	48	4	8	12	27	Darby Hendrickson	16	1	4	5	33
Dean Chynoweth	147	2	10	12	408	Chris Marinucci	12	1	4	5	2
Martin Straka	22	2	10	12	6	Mike Iggulden	11	1	4	5	4
Raimo Helminen	24	1	11	12	4	Roland Melanson	136	0	5	5	50
Aris Brimanis	74	2	9	11	32	Evgeni Nabokov	121	0	5	5	10
Marty Reasoner	92	1	10	11	38	Matt Carkner	75	0	5	5	195
Sven Butenschon	78	1	10	11	56	Mike Mottau	49	0	5	5	23
Bill Mikkelsen	72	1	10	11	45	Neil Nicholson	39	3	1	4	23
Brian Curran	90	0	11	11	424	Yvon Vautour	17	3	1	4	24
Brent Hughes	51	7	3	10	57	Derek Laxdal	16	3	1	4	4
Neal Coulter	26	5	5	10	11	Ron Stewart	21	2	2	4	4
Nate Thompson	82	3	7	10	88	Iain Fraser	7	2	2	4	2
Bryan Leffley	69	3	7	10	56	Steve Martins	39	1	3	4	20
Joe Sacco	98	6	3	9	55	Vladimir Chebaturkin	27	1	3	4	20
Juraj Kolnik	36	6	3	9	12	Chris Ferraro	11	1	3	4	8
Troy Loney	26	5	4	9	23	Chris Osgood	103	0	4	4	22
Mathieu Biron	74	4	5	9	50	Ray Schultz	45	0	4	4	155
Brian Rolston	49	4	5	9	6	Ken Murray	39	0	4	4	59
Pierre-Marc Bouchard	28	4	5	9	12	Dustin Kohn	22	0	4	4	4

OPPONENTS

IN THE PAST

STANLEY CUP PLAYOFFS

MEDIA INFORMATION



ALL-TIME SCORING (CONT.)

PLAYER	GP	G	A	PTS	PIM	PLAYER	GP	G	A	PTS	PIM
Chris Taylor	22	0	4	4	4	Jarrett Deuling	15	0	1	1	11
Paul Stanton	18	0	4	4	9	Micah Aivazoff	12	0	1	1	6
Milan Tichy	10	0	4	4	10	Anders Myrvold	12	0	1	1	0
Nino Niederreiter	64	2	1	3	20	Mark Katic	11	0	1	1	4
Trevor Gillies	56	2	1	3	240	Darcy Regier	11	0	1	1	7
Ted Drury	55	2	1	3	31	Johan Sundstrom	11	0	1	1	6
Micheal Haley	43	2	1	3	151	Matt Spiller	9	0	1	1	2
Jay Pandolfo	62	1	2	3	8	Justin DiBenedetto	8	0	1	1	2
Thomas Pock	59	1	2	3	35	Griffin Reinhart	8	0	1	1	6
Aaron Ness	29	1	2	3	12	Mark Flood	6	0	1	1	0
Greg Parks	23	1	2	3	4	Walt Ledingham	6	0	1	1	0
Cory Conacher	15	1	2	3	14	John Namestnikov	6	0	1	1	4
Darren Van Impe	14	1	2	3	1	Garth MacGuigan	5	0	1	1	2
Richard Zednik	10	1	2	3	2	Darryl Bootland	4	0	1	1	2
Graeme Townshend	9	1	2	3	0	Alexander Karpovtsev	3	0	1	1	4
Tommy Salo	187	0	3	3	47	Kevin Devine	2	0	1	1	8
Ron Hexall	65	0	3	3	52	Dallas Eakins	2	0	1	1	2
Denis Grebeshkov	21	0	3	3	8	Dean Malkoc	2	0	1	1	7
Mikael Andersson	19	0	3	3	4	Scott Pearson	2	0	1	1	0
Ian Herbers	6	0	3	3	2	Jason Herter	1	0	1	1	0
Mike Walsh	14	2	0	2	4	Gery Desjardins	80	0	0	0	0
Rob Davison	34	1	1	2	53	Tommy Soderstrom	78	0	0	0	9
Petteri Nokelainen	15	1	1	2	4	Dwayne Roloson	50	0	0	0	14
Pat Conacher	13	1	1	2	0	John Vanbiesbrouck	44	0	0	0	8
Ron Smith	11	1	1	2	14	Wade Dubielewicz	37	0	0	0	0
Richard Grenier	10	1	1	2	2	Felix Potvin	33	0	0	0	2
Sean Haggerty	10	1	1	2	4	Yann Danis	31	0	0	0	0
Drew Fata	8	1	1	2	9	Joe Day	24	0	0	0	30
Dane Jackson	8	1	1	2	4	Roberto Luongo	24	0	0	0	0
Ted Crowley	6	1	1	2	0	Tomi Pettinen	24	0	0	0	18
Todd McLellan	5	1	1	2	0	Anders Nilsson	23	0	0	0	2
Kael Mouillierat	6	1	1	2	8	Steve Weeks	23	0	0	0	2
Craig Berube	38	0	2	2	54	Mitch Fritz	20	0	0	0	42
Aaron Johnson	30	0	2	2	30	Chad Johnson	19	0	0	0	0
Ken Sutton	21	0	2	2	8	Warren Luhning	19	0	0	0	8
Joe Callahan	18	0	2	2	5	Chris Pryor	18	0	0	0	51
Allan Rourke	17	0	2	2	4	Steve Regier	18	0	0	0	4
Kevin Czuczman	13	0	2	2	14	Kevin Colley	16	0	0	0	52
Craig Darby	13	0	2	2	0	Jesse Belanger	12	0	0	0	2
Ron Handy	10	0	2	2	0	Mark Janssens	12	0	0	0	34
Rob Collins	8	0	2	2	0	Eric Boguniecki	11	0	0	0	8
Tony Hrkac	7	0	2	2	0	Ronald Petrovicky	11	0	0	0	4
Paul Guay	3	0	2	2	2	Brett Skinner	11	0	0	0	4
John Erskine	34	1	0	1	99	Mike Hordy	11	0	0	0	7
Mike Halmo	20	1	0	1	32	Jim Cummins	10	0	0	0	31
Jason Holland	12	1	0	1	4	Nathan Lawson	10	0	0	0	0
Ben Walter	12	1	0	1	0	Alex McKendry	10	0	0	0	2
Danton Cole	10	1	0	1	0	Randy Hillier	8	0	0	0	11
John Persson	10	1	0	1	6	Chris Terreri	8	0	0	0	2
Paul Gagne	9	1	0	1	4	Danny Lorenz	8	0	0	0	0
Mike Stevens	9	1	0	1	14	Dave Archibald	7	0	0	0	4
Trevor Smith	7	1	0	1	0	Tom Draper	7	0	0	0	0
Rod Dallman	4	1	0	1	21	Corey Foster	7	0	0	0	2
Kurtis McLean	4	1	0	1	0	Rhett Rakhshani	7	0	0	0	0
Shawn Evans	2	1	0	1	0	Marcel Cousineau	6	0	0	0	0
Garth Snow	127	0	1	1	66	Mike MacWilliam	6	0	0	0	14
Eric Fichaud	75	0	1	1	2	Stephen Valiquette	6	0	0	0	0
Wade Flaherty	60	0	1	1	6	Bob Halkidis	5	0	0	0	30
Jaroslav Halak	59	0	1	1	2	Steve Junker	5	0	0	0	0
Jamie McLennan	56	0	1	1	10	Alexander Kharitinov	5	0	0	0	4
Joey MacDonald	51	0	1	1	6	Scott Mayfield	5	0	0	0	7
Al Montoya	51	0	1	1	4	Michal Neuvirth	5	0	0	0	0
Kevin Poulin	50	0	1	1	0	Deron Quint	5	0	0	0	0
Jeff Hackett	43	0	1	1	6	Jason Widmer	5	0	0	0	7
Kevin Weekes	36	0	1	1	0	Shawn Byram	4	0	0	0	14
Tim Wallace	31	0	1	1	6	Brett Gallant	4	0	0	0	17
Martin Biron	29	0	1	1	2	Rick Green	4	0	0	0	0
Joel Rechlicz	23	0	1	1	95	Mikko Koskinen	4	0	0	0	0
Mike Dunham	19	0	1	1	0	Randy Johnston	4	0	0	0	4
Jason Strudwick	18	0	1	1	43	Alan Letang	4	0	0	0	0
Joe Finley	16	0	1	1	20	George Maneluk	4	0	0	0	2

OPPONENTS

IN THE PAST

STANLEY CUP PLAYOFFS

MEDIA INFORMATION

**ALL-TIME SCORING (CONT.)**

Todd Okerlund	4	0	0	0	2	Bruce Affleck	1	0	0	0	0
Grigori Pantelev	4	0	0	0	0	Sean Bentivoglio	1	0	0	0	0
Jason Simon	4	0	0	0	34	Matt Campanale	1	0	0	0	2
Derek Bekar	4	0	0	0	2	Jamie Doornbosch	1	0	0	0	0
Kip Brennan	3	0	0	0	12	Jamie Fraser	1	0	0	0	0
Mike Donnelly	3	0	0	0	2	Gerry Gray	1	0	0	0	0
Jim Dowd	3	0	0	0	0	Neil Hawryliw	1	0	0	0	0
Brent Grieve	3	0	0	0	7	Goran Hogosta	1	0	0	0	0
Matt Keith	3	0	0	0	0	Cole Jarret	1	0	0	0	0
Matt Koalska	3	0	0	0	2	Mike Kennedy	1	0	0	0	2
Peter Mannino	3	0	0	0	0	Anton Klementyev	1	0	0	0	0
Bob McGill	3	0	0	0	5	Daniel Lacroix	1	0	0	0	0
Petr Mika	3	0	0	0	0	Jeff Libby	1	0	0	0	0
Alain Nasreddine	3	0	0	0	2	Greg Mauldin	1	0	0	0	0
Brandon Smith	3	0	0	0	0	Masi Marjamaki	1	0	0	0	0
Brad Turner	3	0	0	0	0	Jason Podollan	1	0	0	0	2
Richard Brodeur	2	0	0	0	0	Dave Roche	1	0	0	0	0
Ryan Caldwell	2	0	0	0	2	Shane Sims	1	0	0	0	0
Glenn Johannesen	2	0	0	0	0	Vern Smith	1	0	0	0	0
Dale Kushner	2	0	0	0	2	Victor Teal	1	0	0	0	0
Dave Pulkkinen	2	0	0	0	0	Marko Tuomainen	1	0	0	0	0
Scott Scissons	2	0	0	0	0	Nick Vachon	1	0	0	0	0
Harry Zolnierczyk	2	0	0	0	0						

**ALL-TIME GOALTENDING (47)**

PLAYER	GP	MINs	GA	EN	SO	GAA	SV*	SOG*	SV%*	RECORD
Bill Smith	675	38124	2008	33	22	3.16				304-230-104
Rick DiPietro	318	18198	871	28	16	2.87	9786	8915	.902	130-136-36
Glenn Resch	282	16408	699	10	25	2.56				157-69-47
Kelly Hrucey	241	13617	787	11	6	3.47	6334	7121	.889	106-90-26
Tommy Salo	187	10568	488	21	14	2.77	4512	5000	.902	62-94-21
Glenn Healy	176	9810	564	20	4	3.45	4564	5128	.890	66-79-21
Roland Melanson	136	7639	400	7	1	3.14	1241	1386	.895	77-34-14
Mark Fitzpatrick	129	7396	420	14	3	3.41	3440	3860	.891	51-53-17
Garth Snow	127	6718	309	11	4	2.76	2887	3196	.903	44-52-13
Evgeni Nabokov	123	7107	307	10	9	2.59	3089	3396	.910	57-43-18
Chris Osgood	103	5736	253	10	6	2.65	2386	2639	.904	49-39-10
Gerry Desjardins	80	4443	295	1	0	4.00				14-52-9
Tommy Soderstrom	77	3940	237	2	3	3.61	1850	2087	.886	19-34-9
Eric Fichaud	75	3800	199	4	1	3.14	1779	1978	.899	19-34-9
Dwayne Roloson	70	4103	198	6	1	2.90	1986	2184	.909	29-31-8
Ron Hexall	65	3581	184	3	5	3.08	1617	1801	.898	27-26-6
Wade Flaherty	60	2941	139	7	4	2.84	742	881	.842	15-26-6
Jaroslav Halak	59	3550	144	0	6	2.43	1529	1673	.914	38-17-4
Jamie McLennan	56	3108	167	2	0	3.22	1353	1520	.890	17-27-9
Joey MacDonald	51	2913	163	7	1	3.36	1494	1657	.902	14-27-7
Al Montoya	51	2874	135	4	1	2.82	1282	1417	.905	18-16-10
Kevin Poulin	50	2736	140	4	0	3.07	1252	1392	.899	18-25-3
John Vanbiesbrouck	44	2390	120	4	1	3.01	1057	1177	.898	10-25-5
Jeff Hackett	43	2169	130	3	0	3.60	940	1070	.879	9-25-1
Wade Dubielewicz	37	1926	82	0	0	2.55	938	1020	.920	16-13-2
Kevin Weekes	36	2026	115	3	1	3.41	1058	1173	.902	10-20-4
Felix Potvin	33	1879	105	3	1	3.35	872	977	.893	7-21-4
Yann Danis	31	1760	84	1	2	2.86	849	933	.910	10-17-3
Martin Biron	29	1634	89	0	1	3.27	770	859	.896	9-14-4
Roberto Luongo	24	1292	70	2	1	3.25	660	730	.904	7-14-1
Anders Nilsson	23	1319	67	0	1	3.05	593	660	.898	9-9-2
Steve Weeks	23	1032	62	0	0	3.60	504	566	.890	9-4-2
Mike Dunham	19	979	61	2	0	3.74	491	552	.889	4-10-3
Chad Johnson	19	1053	54	0	0	3.08	434	488	.889	8-8-1
Nathan Lawson	10	384	26	0	0	4.06	217	243	.893	1-4-2
Chris Terreri	8	443	18	2	0	2.44	187	205	.912	2-4-1
Danny Lorenz	8	357	25	1	0	4.20	149	174	.856	1-5-0
Tom Draper	7	227	16	0	0	4.23	102	118	.864	1-3-0
Marcel Cousineau	6	293	14	0	0	2.87	105	119	.882	0-4-0
Stephen Valiquette	6	193	6	0	0	1.87	111	117	.949	2-0-0
Michal Neuvirth	5	306	15	0	0	2.94	111	126	.881	1-3-1
Mikko Koskinen	4	208	15	0	0	4.33	103	118	.873	2-1-0
George Maneluk	4	140	15	0	0	6.43	79	94	.840	1-1-0
Peter Mannino	3	133	10	0	0	4.51	77	87	.885	1-1-0
Richard Brodeur	2	80	6	0	0	4.50				1-0-0
Gerry Gray	1	60	5	0	0	5.00				0-1-0
Goran Hogosta	1	9	0	0	0	0.00				0-0-0

\* SV, SOG and SV% were not official statistics until the 1976-77 season

OPPONENTS

IN THE PAST

STANLEY CUP PLAYOFFS

MEDIA INFORMATION

**DRAFT HISTORY**

OPPONENTS

IN THE PAST

STANLEY CUP PLAYOFFS

MEDIA INFORMATION

RD	OVERALL	PLAYER	POS	RD	OVERALL	PLAYER	POS	RD	OVERALL	PLAYER	POS	RD	OVERALL	PLAYER	POS
<b>1972 (14)</b>				<b>1976 (6)</b>				<b>1982 (12)</b>				<b>1986 (14)</b>			
1	1.	Bill Harris	RW	1	14.	Alex McKendry	LW/RW	1	21.	Patrick Flatley	RW	1	17.	Tom Fitzgerald	C
2	17.	Lorne Henning	C	2	32.	Mike Kaszycki	C	2	42.	Vern Smith	D	2	38.	Dennis Vaske	D
3	33.	Bob Nystrom	RW	3	50.	Garth MacGuigan	C	3	63.	Garry Lacey	LW	3	59.	Bill Berg	D
4	49.	Ron Smith	D	4	68.	Ken Morrow	D	4	84.	Alan Kerr	LW	4	80.	Shawn Byram	LW
5	65.	Richard Grenier	LW	5	86.	Mike Hordy	D	5	105.	Rene Breton	C	5	101.	Dean Sexsmith	C
6	81.	Derek Black	C/LW	6	104.	Yvon Vautour	RW	6	126.	Roger Kortko	C	5	104.	Todd McLellan	C
7	97.	Richard Brodeur	G	<b>1977 (8)</b>				7	147.	John Tiano	C	6	122.	Tony Schmalzbauer	D
7	101.	Don McLaughlin	LW	1	15.	Mike Bossy	RW	8	168.	Todd Okerlund	RW	7	138.	Will Anderson	D
8	113.	Derek Kuntz	LW	2	33.	John Tonelli	LW/C	9	189.	Gord Paddock	D	7	143.	Rich Pilon	D
8	117.	Rene Levasseur	D	3	50.	Hector Marini	RW	10	210.	Eric Faust	D	8	164.	Peter Harris	G
9	129.	Yvan Roland	RW	3	51.	Bruce Andres	LW	11	231.	Pat Goff	D	9	185.	Jeff Jablonski	LW
9	133.	Bill Ennos	RW	4	69.	Steve Stoyanovich	LW	12	252.	Jim Koudys	D	10	206.	Kerry Clark	RW
10	144.	Garry Howatt	LW	5	87.	Markus Mattsson	G	<b>1983 (14)</b>				11	227.	Dan Beaudette	C
10	146.	Rene Lambert	RW	6	105.	Steve Letzger	D	1	3.	Pat LaFontaine	C	12	248.	Paul Thompson	D
<b>1973 (10)</b>				7	121.	Harald Luckner	C	1	16.	Gerald Diduck	D	<b>1987 (12)</b>			
1	1.	Denis Potvin	D	<b>1978 (11)</b>				2	37.	Garnet McKechny	RW	1	13.	Dean Chynoweth	D
3	33.	Dave Lewis	D	1	15.	Steve Tambellini	C	3	57.	Mike Neill	D	2	34.	Jeff Hackett	G
4	49.	Andre St. Laurent	C	2	34.	Randy Johnston	D	4	65.	Mikko Makela	C	3	55.	Dean Ewen	LW
5	65.	Ron Kennedy	LW	3	51.	Dwayne Lowdermilk	D	5	84.	Bob Caulfield	RW	4	76.	George Maneluk	G
6	81.	Keith Smith	D	5	84.	Greg Hay	LW	5	97.	Ron Viglasi	D	5	97.	Petr Vlk	LW
7	97.	Don Cutts	G	6	101.	Kelly Davis	LW/D	6	117.	Darin Ilkainen	LW	6	118.	Rob DiMaio	C
7	110.	Denis Anderson	D	7	118.	Richard Pepin	RW	7	137.	Jim Sprenger	D	7	139.	Knut Walbye	C
8	113.	Mike Kennedy	RW	8	135.	Dave Cameron	C	8	157.	Dale Henry	LW	8	160.	Jeff Saterdalen	RW
8	126.	Denis Desgagnes	C	9	152.	Paul Joswiak	G	9	177.	Kevin Vescio	D	9	181.	Shawn Howard	D
9	129.	Bob Lorimer	D	10	169.	Scott Cameron	D	10	197.	Dave Shellington	LW	10	202.	John Herlihy	RW
<b>1974 (19)</b>				11	184.	Christer Lowdahl	C/LW	11	217.	John Bjorkman	C	11	223.	Michael Erickson	D
1	4.	Clark Gillies	LW	12	199.	Gunnar Persson	D	12	237.	Peter McGeough	RW	12	244.	Will Averill	F
2	22.	Bryan Trottier	C	<b>1979 (7)</b>				<b>1984 (13)</b>				<b>1988 (15)</b>			
3	40.	Brad Anderson	C	1	17.	Duane Sutter	RW	1	20.	Duncan MacPherson	D	1	16.	Kevin Cheveldayoff	D
5	76.	Carlo Torresan	D	2	25.	Tomas Jonsson	D	2	41.	Bruce Melanson	RW/LW	2	29.	Wayne Doucet	LW
6	94.	Sid Prysunka	LW/RW	2	38.	Bill Carroll	C	3	62.	Jeff Norton	D	2	37.	Sean LeBrun	LW
7	112.	Dave Langevin	D	3	59.	Roland Melanson	G	4	70.	Doug Wieck	LW	3	58.	Danny Lorenz	G
8	129.	Dave Inkpen	D	4	80.	Tim Lockridge	D	4	83.	Ari Eerik Haanpaa	RW	4	79.	Andre Brassard	D
9	146.	Jim Foubister	G	5	101.	Glen Duncan	LW	5	104.	Mike Murray	C	5	100.	Paul Rutherford	C
10	163.	Bob Ferguson	C	6	122.	John Gibb	D	6	125.	Jim Wilharm	D	6	111.	Pavel Gross	RW
11	178.	Murray Fleck	D	<b>1980 (11)</b>				7	146.	Kelly Murphy	D	6	121.	Jason Rathbone	RW
12	192.	Dave Rooke	D	1	17.	Brent Sutter	C	8	167.	Franco DeSantis	D	7	142.	Yves Gaucher	LW
13	204.	Neil Smith	D	2	38.	Kelly Hrudey	G	9	187.	Tom Warden	D	8	163.	Marty McInnis	C
14	214.	Stefan Persson	D	3	59.	Dave Simpson	C	10	208.	David Volek	RW	9	173.	Shorty Forrest	F
15	221.	Dave Otness	D	4	68.	Monty Trottier	C	12	249.	Allister Brown	D	9	184.	Jeff Blumer	RW
16	226.	Jim Murray	D	4	80.	Greg Gilbert	LW	<b>1985 (14)</b>				10	205.	Jeff Kampersal	D
17	229.	Mike Dibble	G	5	101.	Ken Leiter	D	1	6.	Brad Dalgarno	RW	11	226.	Phillip Neururer	D
18	232.	Brian Bye	LW	6	122.	Dan Revell	RW	1	13.	Derek King	LW	12	247.	Joe Capprini	G
19	235.	Martti Jarkko	C	7	143.	Mark Hamway	RW	2	34.	Brad Lauer	RW	<b>1989 (14)</b>			
20	238.	Ron Phillips	D	8	164.	Morrison Gare	RW	3	55.	Jeff Finley	D	1	2.	David Chyzowski	LW
<b>1975 (12)</b>				9	185.	Peter Steblyk	D	4	76.	Kevin Herom	LW	2	23.	Travis Green	C
1	11.	Pat Price	D	10	206.	Glenn Johannessen	D	5	89.	Tommy Hedlund	D	3	44.	Jason Zent	LW
2	29.	Dave Salvian	RW	<b>1981 (11)</b>				5	97.	Jeff Sveen	RW	4	65.	Brent Grieve	LW
3	47.	Joe Fortunato	LW	1	21.	Paul Boutilier	D	6	118.	Rod Dallman	LW	5	86.	Jace Reed	D
4	65.	Andre Lepage	G	2	42.	Gord Dineen	D	7	139.	Kurt Lackten	RW	5	90.	Steve Young	RW
5	83.	Dennis McLean	LW	3	57.	Ron Handy	LW	8	160.	Hank Lammens	D	5	99.	Kevin O'Sullivan	D
6	101.	Mike Sleep	RW	4	63.	Neal Coulter	RW	9	181.	Rich Wiest	C	7	128.	Jon Larson	D
7	119.	Richie Hansen	C	4	84.	Todd Lumbard	G	10	202.	Real Arsenault	C	7	133.	Brett Harkins	LW
8	137.	Bob Sunderland	D	5	94.	Jacques Sylvestre	C	11	223.	Mike Volpe	G	8	149.	Phil Huber	C
9	153.	Dan Blair	RW	6	126.	Chuck Brimmer	C	12	244.	Tony Grenier	LW	9	170.	Matthew Robbins	C
10	168.	Joey Girardin	D	7	147.	Teppo Virta	D					10	191.	Vladimir Malakhov	D
11	183.	Geoff Green	RW	8	168.	Bill Dowd	D					11	212.	Kelly Ens	C
12	194.	Kari Makkonen	LW	9	189.	Scott MacLellan	RW					12	233.	Iain Fraser	C
				10	210.	Dave Randerson	RW								

**DRAFT HISTORY (CONT.)**

RD	OVERALL	PLAYER	POS	RD	OVERALL	PLAYER	POS	RD	OVERALL	PLAYER	POS	RD	OVERALL	PLAYER	POS
<b>1990 (11)</b>				<b>1995 (7)</b>				<b>2000 (9)</b>				<b>2006 (13)</b>			
1	6.	Scott Scissons	C	1	2.	Wade Redden	D	1	1.	Rick DiPietro	G	1	7.	Kyle Okposo	RW
2	27.	Chris Taylor	C	2	28.	Jan Hlavac	LW	1	5.	Raffi Torres	LW	2	60.	Jesse Joensuu	W
3	48.	Dan Plante	RW	2	41.	D.J. Smith	D	4	101.	Arto Tukio	D	3	70.	Robin Figren	W
5	90.	Chris Marinucci	C	5	106.	Vladimir Orszagh	LW	4	105.	Vladimir Gorbunov	W	4	100.	Rhett Rakhshani	RW
6	111.	Joni Lehto	D	7	158.	Andrew Taylor	LW	5	136.	Dmitri Upper	C	4	108.	Jase Weslosky	G
7	132.	Michael Guilbert	D	9	210.	David MacDonald	G	5	148.	Kristofer Ottosson	W	4	115.	Tomas Marcinko	C
8	153.	Sylvain Fleury	LW	9	211.	Mike Broda	LW	7	202.	Ryan Caldwell	D	4	119.	Doug Rogers	C
9	174.	John Joyce	C	<b>1996 (10)</b>				9	264.	Dmitri Altarev	F	5	126.	Shane Sims	D
10	195.	Richard Enga	C	1	3.	Jean-Pierre Dumont	LW	9	267.	Tomi Pettinen	D	5	141.	Kim Johansson	W
11	216.	Martin Lacroix	RW	2	29.	Dan Lacouture	LW	<b>2001 (8)</b>				6	160.	Andrew MacDonald	D
12	237.	Andy Shier	C	3	56.	Zdeno Chara	D	4	101.	Cory Stillman	C	6	171.	Brian Day	R
<b>1991 (12)</b>				4	83.	Tyrone Garner	G	6	166.	Andy Chioldo	G	6	173.	Stefan Ridderwall	G
1	4.	Scott Lachance	D	5	109.	Bubba Berenzweig	D	7	197.	Jan Holub	D	7	190.	Troy Mattila	LW
2	26.	Zigmund Palffy	RW	5	128.	Petr Sachl	C	<b>2002 (7)</b>				<b>2007 (5)</b>			
3	48.	Jamie McLennan	G	6	138.	Todd Miller	C	1	22.	Sean Bergenheim	F	3	62.	Mark Katic	D
4	70.	Milan Hnilicka	G	7	165.	J.R. Prestifilippo	G	3	87.	Frans Nielsen	C	3	76.	Jason Gogoire	LW
5	92.	Steve Junker	LW	8	192.	Evgeny Korolev	D	5	149.	Markus Paulsson	F	4	106.	Maxim Gratchev	LW
6	114.	Robert Valicevic	RW	9	218.	Mike Muzechka	D	6	189.	Alexei Stonkus	D	6	166.	Blake Kessel	D
7	136.	Andreas Johansson	C	<b>1997 (11)</b>				7	220.	Brad Topping	G	7	196.	Simon Lacroix	D
8	158.	Todd Sparks	LW	1	4.	Roberto Luongo	G	8	252.	Martin Chabada	LW	<b>2008 (13)</b>			
9	180.	John Johnson	C	1	5.	Eric Brewer	D	9	283.	Per Braxenholm	D	1	9.	Josh Bailey	C
10	202.	Robert Canavan	LW	2	31.	Jeff Zehr	LW/C	<b>2003 (9)</b>				2	36.	Corey Trivino	C
11	224.	Markus Thuresson	C	3	59.	Jarrett Smith	C	1	15.	Robert Nilsson	F	2	40.	Aaron Ness	D
12	246.	Marty Schrinier	C	3	79.	Robert Schnabel	D	2	48.	Dmitri Chernykh	RW	2	53.	Travis Hamonic	D
<b>1992 (11)</b>				4	85.	Petr Mika	C	2	53.	Evgeny Tunik	RW	2	53.	David Toews	C
1	5.	Darius Kasparaitis	D	5	115.	Adam Edinger	C	7	220.	Brad Topping	G	3	66.	David Toews	C
3	56.	Jarrett Deuling	LW	6	139.	Bobby Leavins	LW	8	252.	Martin Chabada	LW	3	72.	Jyri Niemi	D
5	104.	Tomas Klimt	C	7	166.	Kris Knoblauch	LW	9	283.	Per Braxenholm	D	3	73.	Kirill Petrov	RW
5	105.	Ryan Duthie	C	8	196.	Jeremy Symington	G	<b>2004 (10)</b>				4	96.	Matt Donovan	D
6	128.	Derek Armstrong	C	9	222.	Ryan Clark	D	1	16.	Petteri Nokelainen	C	4	102.	David Ullstrom	W
7	152.	Vladimir Grachev	LW	<b>1998 (10)</b>				2	47.	Blake Comeau	RW	5	126.	Kevin Poulin	G
7	159.	Steve O'Rourke	RW	1	9.	Michael Rupp	LW	3	82.	Sergei Ogorodnikov	C	5	148.	Matt Martin	LW
8	176.	Jason Widmer	D	2	36.	Chris Nielsen	C	4	115.	Wes O'Neill	D	6	156.	Jared Spurgeon	D
9	200.	Daniel Paradis	C	4	95.	Andy Burnham	RW	5	148.	Steve Regier	LW	6	175.	Justin DiBenedetto	C
10	224.	David Wainwright	D	5	123.	Jiri Dopita	C	6	179.	Jaroslav Mrazek	D	<b>2009 (7)</b>			
11	248.	Andrei Vasilyev	LW	6	155.	Kevin Clauson	D	7	210.	Emil Axelsson	D	1	1.	John Tavares	C
<b>1993 (11)</b>				7	182.	Evgeny Korolev	D	8	244.	Jason Pitton	LW	1	12.	Calvin de Haan	D
1	23.	Todd Bertuzzi	RW	8	209.	Frederik Brind'Amour	G	9	276.	Sylvain Michaud	G	2	31.	Mikko Koskinen	G
2	40.	Bryan McCabe	D	9	237.	Ben Blais	D	<b>2010 (6)</b>				3	62.	Anders Nilsson	C
3	66.	Vladimir Chebaturkin	D	9	242.	Jason Doyle	RW	1	5.	Nino Niederreiter	RW	4	92.	Casey Cizikas	C
4	92.	Warren Luhning	RW	9	250.	Radek Matejovsky	W	1	30.	Brock Nelson	C	5	122.	Anton Klementyev	D
5	118.	Tommy Salo	G	<b>1999 (14)</b>				3	82.	Sergei Ogorodnikov	C	6	152.	Anders Lee	C
6	144.	Peter LeBoutillier	RW	1	5.	Tim Connolly	C	4	115.	Wes O'Neill	D	<b>2011 (8)</b>			
7	170.	Darren Van Impe	D	1	8.	Taylor Pyatt	LW	5	148.	Steve Regier	LW	1	5.	Ryan Strome	C
8	196.	Rod Hinks	C	1	10.	Branislav Mezei	D	6	179.	Jaroslav Mrazek	D	1	30.	Brock Nelson	C
9	222.	Daniel Johansson	D	1	28.	Kristian Kudroc	D	7	210.	Emil Axelsson	D	2	34.	Scott Mayfield	D
10	248.	Stephane Larocque	RW	3	78.	Mattias Weinhandl	RW	7	227.	Chris Campoli	D	2	50.	Johan Sundstrom	C
11	274.	Carl Charland	LW	3	87.	Brian Collins	C	8	244.	Jason Pitton	LW	3	63.	Andrey Pedan	D
<b>1994 (12)</b>				3	101.	Juraj Kolnik	RW	9	276.	Sylvain Michaud	G	4	95.	Robbie Russo	D
1	9.	Brett Lindros	RW	4	102.	Johan Halvardsson	D	<b>2005 (7)</b>				5	125.	Johan Persson	LW
2	38.	Jason Holland	D	5	130.	Justin Mapletoft	C	1	15.	Ryan O'Marra	C	5	127.	Brenden Kichton	D
3	63.	Jason Strudwick	D	5	140.	Adam Johnson	D	2	46.	Dustin Kohn	D	7	185.	Mitchell Theoret	LW
4	90.	Brad Lukowich	D	6	163.	Bjorn Melin	RW	2	46.	Dustin Kohn	D	1	5.	Ryan Strome	C
5	112.	Mark McArthur	G	8	228.	Radek Martinek	D	3	76.	Shea Guthrie	W	2	34.	Scott Mayfield	D
5	116.	Albie O'Connell	LW	9	255.	Brett Henning	C	5	144.	Masi Marjamaki	LW	2	50.	Johan Sundstrom	C
6	142.	Jason Stewart	RW	9	268.	Tyler Scott	D	6	180.	Tyrell Mason	D	3	63.	Andrey Pedan	D
8	194.	Mike Loach	C	<b>1995 (7)</b>				7	196.	Nick Tuzzolino	D	4	95.	Robbie Russo	D
8	203.	Peter Hogardh	C	1	2.	Wade Redden	D	7	210.	Luciano Aquino	RW	5	125.	Johan Persson	LW
9	220.	Gord Walsh	LW	2	28.	Jan Hlavac	LW	<b>2006 (13)</b>				5	127.	Brenden Kichton	D
10	246.	Kirk Dewaele	D	2	41.	D.J. Smith	D	1	7.	Kyle Okposo	RW	6	160.	Andrew MacDonald	D
11	272.	Dick Tarnstrom	D	2	106.	Vladimir Orszagh	LW	2	60.	Jesse Joensuu	W	6	171.	Brian Day	R

OPPONENTS

IN THE PAST

STANLEY CUP PLAYOFFS

MEDIA INFORMATION

## DRAFT HISTORY (CONT.)

OPPONENTS

RD	OVERALL	PLAYER	POS
<b>2012 (7)</b>			
1	4.	Griffin Reinhart	D
2	34.	Ville Pokka	D
3	65.	Adam Pelech	D
4	103.	Loic Leduc	D
5	125.	Doyle Somerby	D
6	155.	Jesse Graham	D
7	185.	Jake Bischoff	D

IN THE PAST

<b>2013 (7)</b>			
1.	15.	Ryan Pulock	D
3.	70.	Eamon McAdam	G
	76.	Taylor Cammarata	F
4.	106.	Stephon Williams	G
5.	136.	Victor Crus Rydberg	C
6.	166.	Alan Quine	C
7.	196.	Kyle Burroughs	D

STANLEY CUP PLAYOFFS

<b>2014 (7)</b>			
1.	5.	Michael Dal Colle	F
1.	28.	Joshua Ho-Sang	F
3.	78.	Ilya Sorokin	G
4.	95.	Linus Soderstrom	G
4.	108.	Devon Toews	D
6.	155.	Kyle Schempp	F
7.	200.	Lukas Sutter	F

MEDIA INFORMATION

<b>2015 (7)</b>			
1.	16.	Mathew Barzal	F
1.	28.	Anthony Beauvillier	F
3.	82.	Mitchell Vande Sompel	D
4.	112.	Parker Wotherspoon	D
5.	147.	Ryan Pilon	D
6.	172.	Andong Song	D
7.	202.	Petter Hansson	D

## ALL-TIME ROSTER

<b>Keith Acton</b> 1993-94	C	<ul style="list-style-type: none"> <li>Claimed off waivers from Washington on October 22, 1993. Retired July 1994.</li> </ul>
<b>Bruce Affleck</b> 1983-84	D	<ul style="list-style-type: none"> <li>Signed as a free agent on September 22, 1980. Retired following the 1983-84 season.</li> </ul>
<b>Micah Aivazoff</b> 1995-96	C	<ul style="list-style-type: none"> <li>Signed as a free agent on September 5, 1995. Became a free agent in July 1996.</li> </ul>
<b>Mikael Andersson</b> 1999-00	RW	<ul style="list-style-type: none"> <li>Acquired from Philadelphia with a 2000 fifth round selection in exchange for Gino Odjick on February 15, 2000. Became a free agent on July 1, 2000.</li> </ul>
<b>Niklas Andersson</b> 1995-96–1996-97 1999-00	LW	<ul style="list-style-type: none"> <li>Signed as a free agent on August 30, 1994. Became a free agent on July 1997.</li> <li>Acquired from Toronto in exchange for Criag Charron on August 17, 1999. Claimed by Nashville off waivers on January 20, 2000. Claimed off waivers from Nashville on February 20, 2000. Became a free agent on July 1, 2000.</li> </ul>
<b>Dave Archibald</b> 1996-97	C	<ul style="list-style-type: none"> <li>Signed as a free agent on October 3, 1996. Released on October 26, 1996.</li> </ul>
<b>Derek Armstrong</b> 1993-94–1996-97	C	<ul style="list-style-type: none"> <li>Selected in the 5th round, 128th overall, of the 1992 NHL Entry Draft. Became a free agent in July 1997.</li> </ul>
<b>Arron Asham</b> 2002-03–2006-07	RW	<ul style="list-style-type: none"> <li>Acquired from Montreal along with a fifth round pick in exchange for Mariusz Czerkawski on June 22, 2002. Became a free agent on July 1, 2007.</li> </ul>
<b>Adrian Aucoin</b> 2001-02–2004-05	D	<ul style="list-style-type: none"> <li>Acquired from Tampa Bay with Alexander Kharitonov in exchange for Mathieu Biron and a 2002 draft choice on June 22, 2001. Became a free agent in August 2005.</li> </ul>
<b>Keith Aucoin</b> 2012-13	C	<ul style="list-style-type: none"> <li>Claimed off waivers from Toronto on January 17, 2013. Became a free agent on July 1, 2013.</li> </ul>
<b>Josh Bailey</b> 2008-09–	C	<ul style="list-style-type: none"> <li>Selected as 1st pick, 9th overall, in the 2008 NHL Entry Draft</li> </ul>
<b>Bob Bassen</b> 1985-86–1988-89	C	<ul style="list-style-type: none"> <li>Signed as a free agent on October 19, 1984. Traded with Steve Konroyd to Chicago in exchange for Gary Nylund and Marc Bergevin on November 25, 1988.</li> </ul>
<b>Shawn Bates</b> 2001-02–2007-08	RW	<ul style="list-style-type: none"> <li>Signed as a free agent on July 6, 2001. Contract bought out on June 27, 2008.</li> </ul>
<b>Ken Baumgartner</b> 1989-90–1991-92	RW/D	<ul style="list-style-type: none"> <li>Acquired from Los Angeles with Hubie McDonough in exchange for Mikko Makela on November 29, 1989. Traded with Dave McLlwain to Toronto in exchange for Claude Loiselle and Daniel Marois on March 10, 1992.</li> </ul>
<b>Bob Beers</b> 1994-95–1995-96	D	<ul style="list-style-type: none"> <li>Signed as a free agent on August 29, 1994. Became a free agent in July 1996.</li> </ul>
<b>Derek Bekar</b> 2003-04–2004-05	LW	<ul style="list-style-type: none"> <li>Signed as a free agent on September 10, 2003. Became a free agent in July 2005.</li> </ul>
<b>Jesse Belanger</b> 2000-2001	C	<ul style="list-style-type: none"> <li>Signed as a free agent on July 27, 2000. Became a free agent in July, 2001.</li> </ul>
<b>Ken Belanger</b> 1995-96–1998-99	LW	<ul style="list-style-type: none"> <li>Acquired from Toronto in three-team trade with Bryan Berard and Martin Straka in exchange for Kirk Muller and Wade Redden on January 23, 1996. Traded to Boston in exchange for Ted Donato on November 7, 1998.</li> </ul>
<b>Sean Bentivoglio</b> 2008-09–2009-10	LW	<ul style="list-style-type: none"> <li>Signed by the Islanders on May 27, 2007. Became a free agent on July 1, 2010.</li> </ul>
<b>Bryan Berard</b> 1996-97–1998-99	D	<ul style="list-style-type: none"> <li>Acquired from Ottawa in three-team trade with Ken Belanger and Martin Straka in exchange for Kirk Muller and Wade Redden on January 23, 1996. Traded with the Islanders' 1999 sixth round draft pick to Toronto in exchange for Felix Potvin and the Maple Leafs' 1999 sixth round draft pick (later traded to Tampa Bay) on January 9, 1999.</li> </ul>
		<ul style="list-style-type: none"> <li>Signed as a free agent on October 9, 2007. Became a free agent on July 1, 2008.</li> </ul>
<b>Bill Berg</b> 1988-89–1992-93	LW/D	<ul style="list-style-type: none"> <li>Selected in the third round, 59th overall, of the 1986 NHL Entry Draft. Claimed by Toronto on waivers on December 3, 1992.</li> </ul>
<b>Sean Bergenheim</b> 2003-04–2009-10	C	<ul style="list-style-type: none"> <li>Selected in the first round, 22nd overall, of the 2002 NHL Entry Draft. Became a free agent on July 1, 2010.</li> </ul>
<b>Marc-Andre Bergeron</b> 2006-07–2007-08	D	<ul style="list-style-type: none"> <li>Acquired from Edmonton along with a 2008 third draft selection in exchange for Denis Grebeshkov on February 18, 2007. Traded to Anaheim in exchange for a 2008 third round draft selection on February 26, 2007.</li> </ul>
<b>Michel Bergeron</b> 1977-78	RW	<ul style="list-style-type: none"> <li>Traded by Detroit in exchange for Andre St. Laurent on October 20, 1977. Traded to Washington for future considerations (25th pick in the 1979 NHL Entry Draft) on October 19, 1978.</li> </ul>
<b>Marc Bergevin</b> 1988-89–1989-90	D	<ul style="list-style-type: none"> <li>Traded with Gary Nylund from Chicago in exchange for Bob Bassen and Steve Konroyd on November 25, 1988. Traded to Hartford for future considerations on October 31, 1990.</li> </ul>
<b>Todd Bertuzzi</b> 1995-96–1997-98	RW	<ul style="list-style-type: none"> <li>Selected in the first round, 23rd overall, of the 1993 NHL Entry Draft. Traded with Bryan McCabe and a 1998 third round draft pick to Vancouver in exchange for Trevor Linden on February 6, 1998.</li> </ul>
<b>Craig Berube</b> 2000-01	D	<ul style="list-style-type: none"> <li>Acquired from Washington in exchange for a 9th round pick in the 2001 NHL Entry Draft on January 11, 2001. Became a Free Agent on July 1, 2001.</li> </ul>
<b>Martin Biron</b> 2009-10	G	<ul style="list-style-type: none"> <li>Signed as a free agent on July 22, 2009. Became a free agent on July 1, 2010.</li> </ul>
<b>Mathieu Biron</b> 1999-00–2000-01	D	<ul style="list-style-type: none"> <li>Acquired from Los Angeles with Olli Jokinen, Josh Green and the Kings' 1999 first round draft pick (Taylor Pyatt) in exchange for Zigmund Palffy, Bryan Smolinski and Marcel Cousineau on June 20, 1999. Traded with a second round pick in the 2002 NHL Entry Draft to Tampa Bay in exchange for Alexander Kharitonov and Adrian Aucoin on June 22, 2001.</li> </ul>

OPPONENTS

IN THE PAST

STANLEY CUP PLAYOFFS

MEDIA INFORMATION

## ALL-TIME ROSTER (CONT.)

OPPONENTS

IN THE PAST

STANLEY CUP PLAYOFFS

MEDIA INFORMATION

<b>Don Blackburn</b> 1972-73	LW	•	Obtained in 1972 Intra-League Draft from the NY Rangers. Sold to Minnesota on March 1, 1973.
<b>Jason Blake</b> 2000-01–2006-07	C	•	Acquired from Los Angeles in exchange for a conditional 2001 draft pick on January 3, 2001. Became a free agent on July 1, 2007.
<b>Eric Boguniecki</b> 2006-07	RW	•	Acquired from Columbus in exchange for Ryan Caldwell on October 25, 2006. Became a free agent on July 1, 2007.
<b>Darryl Bootland</b> 2007-08	RW	•	Signed as a free agent on July 9, 2007. Traded to Anaheim in exchange for Matt Keith on January 9, 2008.
<b>Mike Bossy</b> 1977-78–1987-88	RW	•	Selected in the first round, 15th overall, of the 1977 NHL Amateur Draft. Retired on October 24, 1988.
<b>Joel Bouchard</b> 2005-06–2006-07	D	•	Signed as a free agent on August 18, 2005. Became a free agent on July 1, 2007.
<b>Pierre-Marc Bouchard</b> 2013-14	C	•	Signed as a free agent on July 5, 2013 Traded to Chicago with Peter Regin in exchange for a fourth-round pick in the 2014 NHL Draft.
<b>Eric Boulton</b> 2012-13–2014-15	LW	•	Signed as a free agent on July 2, 2012 Became a free agent on July 1, 2015
<b>Bob Bourne</b> 1974-75–1985-86	C	•	Acquired from Kansas City in exchange for Bart Crashley on July 1, 1974. Claimed by Los Angeles in 1986 NHL Waiver Draft.
<b>Paul Boutilier</b> 1981-82 –1985-86	D	•	Selected in the first round, 21st overall, of the 1981 NHL Entry Draft. Awarded to Boston as compensation for signing Brian Curran on September 5, 1986.
<b>Johnny Boychuk</b> 2014-15–	D	•	Acquired from Boston on October 4, 2014 in exchange for a 2nd round pick in the 2015 and 2016 NHL Draft, along with a conditional 3rd round pick (conditions not met)
<b>Randy Boyd</b> 1985-86–1986-87	D	•	Acquired from Chicago in 1985 Waiver Draft. Claimed by Vancouver in 1987 NHL Waiver Draft.
<b>Brad Boyes</b> 2012-13	RW	•	Signed as a free agent on July 1, 2012 Became a free agent on July 5, 2013
<b>Kip Brennan</b> 2007-08	LW	•	Signed as a free agent on July 3, 2007. Became a free agent on July 1, 2008.
<b>Eric Brewer</b> 1998-99–1999-00	D	•	Selected in the first round, 5th overall, of the 1997 NHL Entry Draft. Traded with Josh Green and the Islanders' 2nd round pick in the 2000 NHL Entry Draft (Brad Winchester) to Edmonton in exchange for Roman Hamrlik on June 24, 2000.
<b>Aris Brimanis</b> 1999-00–2000-01	D	•	Signed as a free agent on August 12, 1999. Became a free agent on July, 2001.
<b>Richard Brodeur</b> 1979-80	G	•	Selected in the seventh round, 97th overall, of the 1972 NHL Amateur Draft. Obtained in 1979 Expansion Draft from Quebec. Traded to Vancouver for switch in 1981 NHL EntryDraft choices on October 6, 1980.
<b>Arnie Brown</b> 1972-73	D	•	Traded by Detroit with Gerry Gray in exchange for Denis DeJordy and Don McLaughlin on October 5, 1972. Traded to Atlanta in exchange for Ernie Hicke and Bill MacMillan February 13, 1973.
<b>Sven Butenschon</b> 2002-03-2004-05	D	•	Acquired from Florida on October. 11, 2002 in exchange for Juraj Kolnik and a 9th round pick in the 2003 NHL Entry Draft Became a free agent in August, 2005.
<b>Shawn Byram</b> 1990-91	LW	•	Selected in the fourth round, 80th overall, of the 1986 NHL Entry Draft. Released following the 1990-91 season.
<b>Eric Cairns</b> 1998-99–2003-04	D	•	Claimed off waivers from NY Rangers on December 22, 1998. Became a free agent on July 1, 2004.
<b>Ryan Caldwell</b> 2005-06–2006-07	D	•	Selected in the seventh round, 202nd overall, of the 2000 Entry Draft. Traded to Columbus in exchange for Eric Boguniecki on October 25, 2006.
<b>Joe Callahan</b> 2008-09	D	•	Signed by the Islanders on July 8, 2008. Became a free agent on July 1, 2009.
<b>Craig Cameron</b> 1972-73–1974-75	RW	•	Obtained in 1972 Expansion Draft from Minnesota. Traded to Minnesota for Jude Drouin on January 7, 1975.
<b>Matt Campanale</b> 2010-11	D	•	Signed an Amateur Tryout agreement on April 6, 2011. Released from his tryout agreement on April 7, 2011.
<b>Chris Campoli</b> 2005-06–2008-09	D	•	Selected in the seventh round, 227th overall, of the 2004 NHL Entry Draft. Traded with Mike Comrie to Ottawa in exchange for Dean McAmmond and a first round pick in the 2009 NHL Entry Draft on Feb. 20, 2009.
<b>Matt Carkner</b> 2012-13–2014-15	D	•	Signed as a free agent on July 1, 2012 Became a free agent on July 1, 2015
<b>Bill Carroll</b> 1980-81–1983-84	C	•	Selected in the third round, 38th overall, of the 1979 NHL Entry Draft. Claimed by Edmonton in 1984 Waiver Draft.
<b>Zdeno Chara</b> 1997-98–2000-01	D	•	Selected in the third round, 56th overall, of the 1996 NHL Entry Draft. Traded with Bill Muckalt and the Islanders' first round pick in the 2001 NHL Entry Draft (Jason Spezza) to Ottawa in exchange for Alexei Yashin on June 23, 2001.
<b>Vladimir Chebaturkin</b> 1997-98–1999-00	D	•	Selected in the third round, 66th overall, of the 1993 NHL Entry Draft. Became a free agent in July, 2000.
<b>Tom Chorske</b> 1997-98–1998-99	LW	•	Claimed off waivers from Ottawa on September 28, 1997. Traded with the Islanders' 1999 eighth round draft pick to Washington in exchange for the Capitals' 1999 sixth round selection on October 16, 1998.
<b>Dean Chynoweth</b> 1988-89–1995-96	D	•	Selected in the first round, 13th overall, of the 1987 NHL Entry Draft. Traded to Boston for a 1996 fifth round draft pick on December 9, 1995.
<b>David Chyzowski</b> 1989-90–1994-95	LW	•	Selected in the first round, 2nd overall, of the 1989 NHL Entry Draft. Became a free agent in August 1995.

## ALL-TIME ROSTER (CONT.)

<b>Casey Cizikas</b> 2011-12–	C	•	Selected in the fourth round, 92nd overall, of the 2009 NHL Draft.
<b>Wendel Clark</b> 1995-96	LW	•	Acquired from Colorado in three team trade in exchange for Steve Thomas on October 3, 1995. Traded to Toronto with Mathieu Schneider and D.J. Smith in exchange for Kenny Jonsson, Darby Hendrickson, Sean Haggerty and a 1997 first round draft choice on March 13, 1996.
<b>Cal Clutterbuck</b> 2013-14–	RW	•	Acquired from Minnesota with a third-round pick in the 2013 NHL Draft in exchange for Nino Niederreiter.
<b>Danton Cole</b> 1995-96	RW	•	Signed as a free agent on September 5, 1995. Traded to Chicago in exchange for Bob Halkidis on February 2, 1996.
<b>Kevin Colley</b> 2005-06	C	•	Signed as a free agent on June 10, 2004. Retired on February 24, 2006.
<b>Rob Collins</b> 2005-06	LW	•	Signed as a free agent on September 1, 2003. Became a free agent on July 1, 2006.
<b>Jeremy Colliton</b> 2005-06–2008-09 2010-11	C	•	Selected in the second round, 58th overall, of the 2003 NHL Entry Draft. Became a free agent on July 1, 2009.
		•	Signed as a free agent on November 30, 2010. Became a free agent on July 1, 2011.
<b>Blake Comeau</b> 2006-07–2011-12	C/RW	•	Selected in the second round, 47th overall, of the 2004 Entry Draft. Claimed off waivers by Calgary on November 25, 2011.
<b>Mike Comrie</b> 2007-08–2008-09	C	•	Signed as a free agent on July 5, 2007. Traded with Chris Campoli to Ottawa in exchange for Dean McAmmond and a first round pick in the 2009 Draft on Feb. 20, 2009.
<b>Cory Conacher</b> 2014-15	C	•	Signed as a free agent on July 1, 2014 Traded to Vancouver on March 2, 2015 in exchange for Dustin Jeffrey.
<b>Pat Conacher</b> 1995-96	LW	•	Acquired from Calgary with a 1997 sixth round draft pick in exchange for Bob Sweeney on March 20, 1996 Became a free agent in July 1996.
<b>Tim Connolly</b> 1999-00–2000-01	C	•	Selected in the first round, 5th overall, of the 1999 NHL Entry Draft. Traded with Taylor Pyatt to Buffalo in exchange for Michael Peca on June 24, 2001.
<b>Bob Cook</b> 1973-74–1974-75	RW	•	Traded by Detroit with Ralph Stewart in exchange for Ken Murray and Brian Lavender on January 17, 1973. Sold to Minnesota on January 5, 1975.
<b>Neal Coulter</b> 1985-86–1987-88	RW	•	Selected in the third round, 63rd overall, of the 1981 NHL Entry Draft. Released on June 30, 1988.
<b>Marcel Cousineau</b> 1998-99	G	•	Signed as a free agent on July 14, 1998. Traded with Zigmund Palffy and Bryan Smolinski to Los Angeles in exchange for Olli Jokinen, Josh Green, Mathieu Biron and the Kings' 1999 first round draft pick (Taylor Pyatt) on June 20, 1999.
<b>Adam Creighton</b> 1991-92	C	•	Acquired from Chicago with Steve Thomas in exchange for Brent Sutter and Brad Lauer on October 25, 1991. Claimed by Tampa Bay in the 1992 Waiver Draft.
<b>Terry Crisp</b> 1972-73	C	•	Obtained in 1972 Expansion Draft from St. Louis. Traded to Philadelphia in exchange for Jean Potvin and Glen Irwin on March 5, 1973.
<b>Doug Crossman</b> 1989-90–1990-91	D	•	Obtained by the Islanders on May 23, 1989 to complete a Feb. 22, 1989 trade that sent the Islanders' Kelly Hruday to Los Angeles in exchange for Wayne McBean and Mark Fitzpatrick. Traded to Hartford for Ray Ferraro on November 13, 1990.
<b>Ted Crowley</b> 1998-99	D	•	Acquired from Colorado in exchange for Mike Gaul on December 15, 1998. Became a free agent in July 1999.
<b>Jim Cummins</b> 2001-02	RW	•	Acquired from Anaheim in exchange for Dave Roche on January 17, 2002. Became a free agent in July 2002.
<b>Brian Curran</b> 1986-87–1987-88	D	•	Signed as a free agent on August 29, 1986. Traded to Toronto on March 8, 1988 for future considerations (NYI draft Pavel Gross).
<b>Mariusz Czerkawski</b> 1997-98–2001-02 2003-04	RW	•	Acquired from Edmonton in exchange for Dan LaCouture on August 25, 1997. Traded to Montreal in exchange for Arron Asham and a fifth round pick in 2002 (Markus Paulsson).
		•	Signed as a free agent on July 17, 2003. Became a free agent in July 2004.
<b>Kevin Czuczman</b> 2013-14–	D	•	Signed as a free agent on March 11, 2014.
<b>J.J. Daigneault</b> 1997-98	D	•	Acquired from Anaheim with Joe Sacco and Mark Janssens in exchange for Travis Green, Doug Houda and Tony Tuzzolino on February 6, 1998. Claimed on June 26, 1998 by Nashville in the Expansion Draft.
<b>Brad Dalgarno</b> 1985-86–1988-89 1990-91–1995-96	RW	•	Selected in the first round, 6th overall, of the 1985 NHL Entry Draft. Retired in October 1989.
		•	Returned in September 1990. Became a free agent in July 1996.
<b>Rod Dallman</b> 1987-88–1989-90	LW	•	Selected in the sixth round, 118th overall, of the 1985 NHL Entry Draft. Became a free agent on July 1, 1990.
<b>Yann Danis</b> 2008-09	G	•	Signed by the Islanders on July 2, 2008. Became a free agent on July 1, 2009.
<b>Craig Darby</b> 1994-95–1995-96	C	•	Acquired from Montreal with Kirk Muller and Mathieu Schneider in exchange for Pierre Turgeon and Vladimir Malakhov on April 5, 1995. Claimed off waivers by Philadelphia on June 4, 1996.
<b>Johan Davidsson</b> 1999-00	C	•	Acquired from Anaheim in exchange for Jorgen Jonsson on March 10, 2000. Became a free agent in July, 2000.

OPPONENTS

IN THE PAST

STANLEY CUP PLAYOFFS

MEDIA INFORMATION



## ALL-TIME ROSTER (CONT.)

OPPONENTS

IN THE PAST

STANLEY CUP PLAYOFFS

MEDIA INFORMATION

<b>Rob Davison</b> 2007-08	D	•	Acquired from San Jose in exchange for a 2008 seventh round draft selection on February 26, 2008. Became a free agent on July 1, 2008.
<b>Jason Dawe</b> 1997-98–1998-99	RW	•	Acquired from Buffalo in exchange for Paul Kruse and Jason Holland on March 24, 1998. Claimed off waivers by Montreal on December 15, 1998.
<b>Joe Day</b> 1993-94	LW	•	Signed as a free agent on August 24, 1993. Became a free agent in July 1994.
<b>Calvin de Haan</b> 2011-12–	D	•	Selected in the first round, 12th overall, of the 2009 NHL Draft.
<b>Gerry Desjardins</b> 1972-73–1973-74	G	•	Obtained in 1972 Expansion Draft from Chicago. Defected and traded to Buffalo in exchange for Gary Lariviere on March 3, 1975.
<b>Jarrett Deuling</b> 1995-96–1996-97	LW	•	Selected in the third round, 56th overall, of the 1992 NHL Entry Draft. Became a free agent in July 1997.
<b>Kevin Devine</b> 1982-83	LW	•	Signed as a free agent on October 9, 1979. Became a free agent in July, 1984.
<b>Justin DiBenedetto</b> 2010-11	C	•	Selected in the sixth round, 175th overall, of the 2008 NHL Draft.
<b>Gerald Diduck</b> 1984-85–1989-90	D	•	Became a restricted free agent on July 1, 2012 Selected in the 1st round, 16th overall in 1983 NHL EntryDraft.
<b>Rick DiPietro</b> 2000-01-2012-13	G	•	Traded to Montreal for Craig Ludwig on Sept. 4, 1990. Selected first overall in the 2000 NHL Entry Draft. Contract bought out on July 3, 2013
<b>Rob DiMaio</b> 1988-89–1991-92	C	•	Selected in the sixth round, 118th overall, of the 1987 NHL Entry Draft. Claimed by Tampa Bay in the 1992 Expansion Draft.
<b>Gord Dineen</b> 1982-83–1987-88 1994-95	D	•	Selected as 2nd pick (2nd round), 42nd overall, in 1981 NHL EntryDraft. Traded to Minnesota on March 8, 1988 in exchange for Chris Pryor and future considerations. Signed as a free agent on August 2, 1994. Claimed off waivers by Florida on February 5, 1996.
<b>Ted Donato</b> 1998-99 2001-02	LW	•	Acquired from Boston in exchange for Ken Belanger on November 7, 1998. Traded to Ottawa in exchange for the Senators' 1999 fourth round draft pick. Signed as a free agent on January 17, 2002. Claimed off waivers by Los Angeles on January 30, 2002.
<b>Mike Donnelly</b> 1996-97	LW	•	Signed as a free agent on August 19, 1996. Became a free agent on July 1, 1997.
<b>Matt Donovan</b> 2011-12–2014-15	D	•	Selected in the fourth round, 96th overall, of the 2008 NHL Draft. Became a free agent on July 1, 2015
<b>Jamie Doornbosch</b> 2010-11	D	•	Signed to an Amateur Tryout agreement on April 5, 2011. Released from his tryout agreement on April 6, 2011.
<b>Jim Dowd</b> 1996-97	C	•	Acquired from Vancouver in the Waiver Draft on September 30, 1996. Became free agent in July 1997.
<b>Tom Draper</b> 1993-94	G	•	Acquired from Buffalo for future considerations on September 30, 1993. Became a free agent in July 1994.
<b>Jude Drouin</b> 1974-75–1977-78	C	•	Traded by Minnesota for Craig Cameron on January 7, 1975. Became a free agent in July 1978.
<b>Ted Drury</b> 1999-00	C	•	Acquired from Anaheim in exchange for Tony Hrkac and Dean Malkoc on October 28, 1999. Selected by Columbus in the NHL Expansion Draft on June 23, 2000.
<b>Wade Dubielewicz</b> 2003-04–2007-08	G	•	Signed as a free agent on May 25, 2003. Became a free agent on July 1, 2008.
<b>Mike Dunham</b> 2006-07	G	•	Signed as a free agent on September 29, 2006. Became a free agent on July 1, 2007.
<b>Dallas Eakins</b> 1999-00	D	•	Signed as a free agent on August 12, 1999. Traded to Chicago for future considerations on March 3, 2000.
<b>Mark Eaton</b> 2010-11 -2011-12	D	•	Signed as a free agent on July 2, 2010. Became a free agent on July 1, 2012.
<b>John Erskine</b> 2005-06	D	•	Acquired from Dallas along with a second round selection in the 2006 NHL Entry Draft in exchange for Janne Niinimaa and a seventh round selection in the 2007 NHL Entry Draft on January 10, 2006. Became a free agent in June 2006.
<b>Shawn Evans</b> 1989-90	D	•	Signed as a free agent on June 29, 1988. Released following the 1989-90 season.
<b>Drew Fata</b> 2006-07–2007-08	D	•	Signed as a free agent on February 4, 2007. Became a free agent on July 1, 2008.
<b>Ruslan Fedotenko</b> 2007-08	LW	•	Signed as a free agent on July 4, 2007. Became a free agent on July 1, 2008.
<b>Chris Ferraro</b> 1999-00	C/RW	•	Signed as a free agent on July 7, 1999. Became a free agent in July 2000.
<b>Ray Ferraro</b> 1990-91–1994-95	C	•	Acquired from Hartford in exchange for Doug Crossman on November 13, 1990. Became a free agent in July 1995.
<b>Eric Fichaud</b> 1995-96–1997-98	G	•	Acquired from Toronto in exchange for Benoit Hogue, a 1995 third round selection (Ryan Peperall) and a 1996 fifth round pick on April 6, 1995. Traded to Edmonton for Mike Watt on June 18, 1998.
<b>Jeff Finley</b> 1987-88–1991-92	D	•	Selected in the third round, 55th overall, of the 1985 NHL Entry Draft. Traded to Ottawa in exchange for Chris Luongo on June 30, 1993.

## ALL-TIME ROSTER (CONT.)

<b>Joe Finley</b> 2012-13–2013-14	D	•	Claimed off waivers from Buffalo on January 15, 2013. Became a free agent on July 1, 2014.
<b>Tom Fitzgerald</b> 1988-89–1992-93	C/RW	•	Selected in the first round, 17th overall, of the 1986 NHL Entry Draft. Claimed by Florida in the 1993 Expansion Draft.
<b>Mark Fitzpatrick</b> 1988-89–1992-93	G	•	Acquired with Wayne McBean and future considerations (Doug Crossman) from Los Angeles in exchange for Kelly Hruday on February 22, 1989. Traded to Quebec with a 1993 first round draft choice (Adam Deadmarsh) in exchange for Ron Hextall and a 1993 first round draft choice (Todd Bertuzzi) on June 20, 1993.
<b>Wade Flaherty</b> 1997-98–2000-01	G	•	Signed as a free agent on July 1, 1997. Traded to Tampa Bay for a conditional draft pick on February 22, 2001.
<b>Patrick Flatley</b> 1983-84–1995-96	RW	•	Selected in the first round, 21st overall, of the 1982 NHL Entry Draft. Became a free agent in July 1996.
<b>Mark Flood</b> 2009-10	D	•	Signed as a free agent on May 21, 2009. Became a free agent on July 1, 2010.
<b>Dave Fortier</b> 1974-75–1975-76	D	•	Obtained in 1974 Reverse NHL Draft from Philadelphia. Traded to Vancouver for future considerations in October 1976.
<b>Corey Foster</b> 1996-97	D	•	Acquired from Pittsburgh in the Waiver Draft on September 30, 1996. Became a free agent in July, 1997.
<b>Iain Fraser</b> 1992-93	LW	•	Selected in the 12th round, 233rd overall, of the 1989 Entry Draft. Became a free agent in July 1993.
<b>Jamie Fraser</b> 2008-09	D	•	Signed by the Islanders on December 20, 2006. Became a free agent on July 1, 2009.
<b>Mitch Fritz</b> 2008-09	LW	•	Signed by the Islanders on July 3, 2008. Became a free agent on July 1, 2009.
<b>Paul Gagne</b> 1989-90	LW	•	Acquired from Toronto with Jack Capuano and Derek Laxdal in exchange for Gilles Thibaudeau and Mike Stevens on December 20, 1989. Became a free agent in July 1990.
<b>Germain Gagnon</b> 1972-73–1973-74	LW	•	Purchased from Montreal with Denis DeJordy, Glenn Resch, Tony Featherstone and Murray Anderson on June 6, 1972. Traded to Chicago in exchange for Walt Ledingham on March 7, 1974.
<b>Brett Gallant</b> 2013-14	LW	•	Signed as a free agent on February 5, 2013. Became a free agent on July 1, 2015.
<b>Garry Galley</b> 2000-01	D	•	Signed as a free agent on September 10, 2000. Retired following the 2000-01 season.
<b>Bruno Gervais</b> 2005-06–2010-11	D	•	Selected in the sixth round, 182th overall, of the 2003 NHL Entry Draft. Traded to Tampa Bay for future considerations on June 25, 2011.
<b>Greg Gilbert</b> 1981-82–1988-89	LW	•	Selected in the fourth round, 80th overall, of the 1980 NHL Amateur Draft. Traded to Chicago for future considerations (NYI draft Steve Young) on March 7, 1989.
<b>Clark Gillies</b> 1974-75–1985-86	LW	•	Selected in the first round, 4th overall, of the 1974 NHL Amateur Draft. Claimed by Buffalo in NHL Waiver Draft in October 1986.
<b>Trevor Gillies</b> 2009-10–2011-12	LW	•	Signed as a free agent on January 28, 2010. Became a free agent on July 1, 2012.
<b>Ray Giroux</b> 1999-00–2001-02	D	•	Acquired from Philadelphia for a 2000 sixth round draft pick on August 25, 1998. Became a free agent in July 2002.
<b>Eric Godard</b> 2002-03–2005-06	RW	•	Acquired from Florida in exchange for a third round pick in the 2002 NHL Entry Draft on June 22, 2002. Became a free agent on July 1, 2006.
<b>Butch Goring</b> 1979-80–1984-85	C	•	Acquired from Los Angeles in exchange for Bill Harris and Dave Lewis on March 10, 1980. Claimed off waivers by Boston on January 8, 1985.
<b>Micahel Grabner</b> 2010-11–	RW	•	Claimed off waivers by Florida on October 5, 2010.
<b>Mikhail Grabovski</b> 2014-15–	C	•	Signed as a free agent on July 2, 2014.
<b>Gerry Gray</b> 1972-73	G	•	Acquired from Detroit with Arnie Brown in exchange for Denis DeJordy and Don McLaughlin on October 5, 1972. Defected and released in June 1973.
<b>Denis Grebeshkov</b> 2006-07	D	•	Acquired from Los Angeles with Jeff Tambellini in exchange for Mark Parrish, Brent Sopel and a conditional selection in the 2006 Draft on March 8, 2006. Traded to Edmonton on February 18, 2007.
<b>Josh Green</b> 1999-00	LW	•	Acquired with Olli Jokinen, Mathieu Biron and the Kings' 1999 first round draft pick (Taylor Pyatt) from Los Angeles in exchange for Zigmund Palffy, Bryan Smolinski and Marcel Cousineau on June 20, 1999. Traded to Edmonton with Eric Brewer and the Islanders 2000 second round draft pick in exchange for Roman Hamrlík on June 24, 2000.
<b>Rick Green</b> 1991-92	D	•	Acquired from Detroit with future considerations for the rights to Alan Kerr on May 28. Retired July 1992.
<b>Travis Green</b> 1992-93–1997-98	C	•	Selected in the second round, 23rd overall, of the 1989 NHL Entry Draft. Traded with Doug Houda and Tony Tuzzolino to Anaheim in exchange for Joe Sacco, J.J. Daigneault and Mark Janssens on February 6, 1998.
<b>Richard Grenier</b> 1972-73	C	•	Selected in the fifth round, 65th overall, of the 1972 NHL Amateur Draft. Released in June 1975.
<b>Brent Grieve</b> 1993-94	LW	•	Selected in the fourth round, 65th overall, of the 1989 NHL Entry Draft. Traded to Edmonton in exchange for Marc Laforge on December 15, 1993.
<b>Jari Gronstrand</b> 1989-90–1990-91	D	•	Claimed off waivers from Quebec on November 21, 1989. Released in the off season, 1991.

OPPONENTS

IN THE PAST

STANLEY CUP PLAYOFFS

MEDIA INFORMATION

## ALL-TIME ROSTER (CONT.)

OPPONENTS

IN THE PAST

STANLEY CUP PLAYOFFS

MEDIA INFORMATION

<b>Paul Guay</b> 1990-91	RW	•	Signed by the Islanders as a free agent on August 13, 1990. Released following the 1990-91 season.
<b>Bill Guerin</b> 2007-08–2008-09	RW	•	Signed as a free agent on July 5, 2007. Traded to Pittsburgh for a conditional draft pick on March 4, 2009.
<b>Ari Haanpaa</b> 1985-86–1987-88	RW	•	Selected in the fourth round, 83rd overall, of the 1984 NHL Entry Draft. Became a free agent in July 1988.
<b>Jeff Hackett</b> 1988-89–1990-91	G	•	Selected in the second round, 34th overall, of the 1987 NHL Entry Draft. Claimed by San Jose in the 1991 NHL Expansion Draft.
<b>Sean Haggerty</b> 1997-98–1999-00	LW	•	Acquired with Kenny Jonsson, Darby Hendrickson and Toronto's first round selection in 1997 (Roberto Luongo) from Toronto in exchange for Wendel Clark, Mathieu Schneider and D.J. Smith on March 13, 1997. Claimed off waivers by Nashville on May 23, 2000.
<b>Jaroslav Halak</b> 2014-15–	G	•	Acquired from Washington on May 1, 2014 in exchange for a fourth-round pick in the 2014 NHL Draft.
<b>Micheal Haley</b> 2009-10–2011-12	C	•	Signed as a free agent on May 19, 2008. Became a free agent on July 1, 2012.
<b>Bob Halkidis</b> 1995-96	D	•	Acquired from Chicago in exchange for Danton Cole on February 2, 1996. Became a free agent in July 1996.
<b>Kevin Haller</b> 2000-01–2001-02	D	•	Signed as a free agent on July 3, 2000. Retired following 2001-02 season.
<b>Mats Hallin</b> 1982-83–1984-85	LW	•	Signed by Islanders on June 21, 1981. Traded to Minnesota for future considerations on September 9, 1985.
<b>Mike Halmo</b> 2013-14–	LW	•	Signed as a free agent on March 10, 2012.
<b>Jeff Hamilton</b> 2003-04–2005-06	C	•	Signed by Islanders on August 6, 2002. Became a free agent in July 2006.
<b>Travis Hamonic</b> 2010-11–	D	•	Selected in the second round, 53rd overall, of the 2008 NHL Entry Draft
<b>Roman Hamrlik</b> 2000-01–2004-05	D	•	Acquired from Edmonton in exchange for Eric Brewer, Josh Green and the Islanders' second round selection (Brad Winchester) in the 2001 NHL Entry Draft on June 24, 2000. Became a free agent in August 2005.
<b>Mark Hamway</b> 1984-85–1986-87	RW	•	Selected in the seventh round, 143rd overall, of the 1980 NHL Entry Draft. Retired in February 1987.
<b>Ron Handy</b> 1984-85	LW	•	Selected in the third round, 57th overall, of the 1981 NHL Entry Draft. Became free agent in July 1985.
<b>Richie Hansen</b> 1976-77–1978-79	LW	•	Selected in the seventh round, 119th overall, of the 1975 NHL Amateur Draft. Selected in the 1979 Expansion Draft by Minnesota.
<b>David Harlock</b> 1998-99	D	•	Signed as a free agent on August 19, 1998. Claimed in the Expansion Draft by Atlanta on June 25, 1999.
<b>Bill Harris</b> 1972-73–1979-80	RW	•	Selected first overall in the 1972 NHL Amateur Draft. Traded with Dave Lewis to Los Angeles in exchange for Butch Goring on March 10, 1980.
<b>Gerry Hart</b> 1972-73–1978-79	D	•	Obtained from Detroit in 1972 Expansion Draft. Selected by Quebec in the 1979 Expansion Draft.
<b>Neil Hawryliw</b> 1981-82	LW	•	Signed as a free agent on October 10, 1978. Became a free agent in July 1984.
<b>Glenn Healy</b> 1989-90–1992-93	G	•	Signed as a free agent on August 16, 1989. Claimed by Anaheim in the 1993 Expansion Draft.
<b>Raimo Helminen</b> 1988-89	C	•	Signed as a free agent on June 1, 1988. Contract terminated by the Islanders in April 1989.
<b>Darby Hendrickson</b> 1995-96–1996-97	C/LW	•	Acquired with Kenny Jonsson, Sean Haggerty and a 1997 first round draft selection from Toronto in exchange for Wendel Clark, Mathieu Schneider and D.J. Smith on March 13, 1996. Traded to Toronto for a conditional fifth or sixth round pick in the 1998 NHL Entry Draft.
<b>Lorne Henning</b> 1972-73–1980-81	C	•	Selected in the second round, 17th overall, of the 1972 NHL Amateur Draft. Retired after the 1980-81 season.
<b>Dale Henry</b> 1984-85–1989-90	LW	•	Selected in the eighth round, 163rd overall, of the 1983 NHL Entry Draft. Became a free agent in July 1990.
<b>Ian Herbers</b> 1999-00	D	•	Acquired from Tampa Bay in exchange for a 2000 seventh round draft pick on March 9, 2000. Released following the 1999-00 season.
<b>Jason Herter</b> 1995-96	D	•	Signed as a free agent on September 7, 1995. Became a free agent in July 1996.
<b>Jamie Heward</b> 1999-00	D	•	Signed as a free agent on July 7, 1999. Claimed off waivers by Columbus on May 26, 2000.
<b>Ron Hextall</b> 1993-94	G	•	Acquired with a 1993 first round draft choice (Todd Bertuzzi) from Quebec in exchange for Mark Fitzpatrick and a 1993 first round draft choice (Adam Deadmarsh) June 20, 1993. Traded to Philadelphia with a 1995 sixth round draft choice for Tommy Soderstrom on September 22, 1994.
<b>Ernie Hicke</b> 1973-74–1974-75	C/LW	•	Acquired with Bill MacMillan from Atlanta in exchange for Arnie Brown on February 13, 1973. Traded with Doug Rombough to Minnesota in exchange for J.P. Parise on January 5, 1975.
<b>Thomas Hickey</b> 2012-13–	D	•	Claimed off waivers from Los Angeles on January 15, 2013
<b>Andy Hilbert</b> 2006-07–2008-09	LW	•	Signed as a free agent on July 4, 2006. Became a free agent on July 1, 2009.
<b>Sean Hill</b>	D	•	Signed as a free agent on August 15, 2006.

## ALL-TIME ROSTER (CONT.)

2006-07			Became a free agent on July 1, 2007.
<b>Jack Hillen</b>	D	•	Signed as a free agent on April 1, 2008.
2007-08–2010-11			Became a free agent on July 1, 2011.
<b>Randy Hillier</b>	D	•	Signed as a free agent on July 5, 1991.
1991-92			Traded with Randy Wood, Pat LaFontaine and future considerations to Buffalo in exchange for Pierre Turgeon, Uwe Krupp, Benoit Hogue and Dave McLlwain on October 25, 1991.
<b>Goran Hogosta</b>	G	•	Obtained from the Swedish National Team in June, 1977.
1977-78			Traded to Quebec in exchange for Richard Brodeur in August, 1979.
<b>Benoit Hogue</b>	C/LW	•	Acquired with Pierre Turgeon, Uwe Krupp and Dave McLlwain from Buffalo in exchange for Pat LaFontaine, Randy Wood, Randy Hillier and future considerations on October 25, 1991. Traded with a 1995 third round draft choice (Ryan Peperall) and a 1996 fifth round draft selection to Toronto in exchange for Eric Fichaud on April 6, 1995.
1991-92–1994-95			
<b>Jason Holland</b>	D	•	Selected in the second round, 38th overall, of the 1994 NHL Entry Draft.
1996-97–1997-98			Traded with Paul Kruse to Buffalo in exchange for Jason Dawe on March 24, 1998.
<b>Mike Hordy</b>	D	•	Selected in the fifth round, 86th overall, of the 1976 NHL Amateur Draft.
1978-79–1979-80			Contract terminated after 1981-82 season.
<b>Doug Houda</b>	D	•	Signed as a free agent on October 26, 1996.
1996-97–1997-98			Traded with Travis Green and Tony Tuzzolino to Anaheim in exchange for Joe Sacco, J.J. Daigneault and Mark Janssens on February 6, 1997.
<b>Mike Hough</b>	LW	•	Signed as a free agent on July 1, 1997.
1997-98–1998-99			Released in December, 1998.
<b>Garry Howatt</b>	LW	•	Selected in the 10th round, 144th overall, of the 1972 NHL Amateur Draft.
1972-73–1982-83			Traded to Hartford in exchange for a 1983 fifth round draft choice on October 2, 1983.
<b>Scott Howson</b>	C	•	Signed as free agent on August 25, 1981.
1984-85–1985-86			Became a free agent in July, 1985.
<b>Tony Hrkac</b>	C	•	Signed as a free agent on July 29, 1999.
1999-00			Traded with Dean Malkoc to Anaheim in exchange for Ted Drury on October 28, 1999.
<b>Kelly Hrudefy</b>	G	•	Selected in the second round, 38th overall, of the 1980 NHL Entry Draft.
1984-85–1988-89			Traded to Los Angeles in exchange for Wayne McBean, Mark Fitzpatrick and future considerations (Doug Crossman) on February 22, 1989.
<b>Dave Hudson</b>	C	•	Obtained from Chicago in 1972 NHL Expansion Draft.
1972-73–1973-74			Selected by Kansas City in 1974 NHL Expansion Draft.
<b>Brent Hughes</b>	LW	•	Signed as a free agent on August 9, 1996.
1996-97			Became a free agent on July, 1997.
<b>Trent Hunter</b>	RW	•	Acquired from Anaheim in exchange for a fourth round pick in the 2000 NHL Entry Draft on May 23, 2000.
2001-02–2010-11			Traded to New Jersey for Brian Rolston on July 28, 2011.
<b>Mike Iggulden</b>	RW	•	Signed by the Islanders on July 2, 2008.
2008-09			Became a free agent on July 1, 2009.
<b>Brad Isbister</b>	LW	•	Acquired with a 1999 third round pick (Brian Collins) from Phoenix in exchange for Robert Reichel, the Islanders 1999 third round pick and Ottawa's 1999 fourth round pick (previously acquired for Ted Donato) on March 20, 1999.
1999-00–2002-03			Traded with Raffi Torres to Edmonton in exchange for Janne Niinimaa and a second round pick in the 2003 NHL Entry Draft on March 11, 2003.
<b>Tim Jackman</b>	RW	•	Signed as a free agent on July 5, 2007.
2007-08–2009-10			Became a free agent on July 1, 2010.
<b>Dane Jackson</b>	RW	•	Signed as a free agent on July 18, 1997.
1997-98			Became a free agent in July 1999.
<b>Craig Janney</b>	C	•	Acquired from Tampa Bay in exchange for Toronto's 1999 sixth round draft pick (previously acquired for Bryan Berard) on January 18, 1999.
1998-99			Became a free agent in July 1999.
<b>Mark Janssens</b>	C	•	Acquired with Joe Sacco and J.J. Daigneault from Anaheim in exchange for Travis Green, Doug Houda and Tony Tuzzolino on February 6, 1998.
1997-98			Traded to Phoenix for a 1998 ninth round draft selection on March 24, 1998.
<b>Cole Jarrett</b>	D	•	Signed as a free agent on September 10, 2003.
2005-06			Became a free agent July 1, 2006.
<b>Jesse Joensuu</b>	LW	•	Selected in the second round, 60th overall, of the 2006 NHL Entry Draft.
2008-09–2012-13			Became a free agent on July 5, 2013
<b>Glenn Johannessen</b>	D	•	Selected in the 10th round, 206th overall, of the 1980 NHL Entry Draft.
1985-86			Released following the 1990-91 season.
<b>Andreas Johansson</b>	C/LW	•	Selected in the seventh round, 136th overall, of the 1991 NHL Entry Draft.
1995-96–1996-97			Traded with Darius Kasparaitis to Pittsburgh for Bryan Smolinski on November 17, 1996.
<b>Aaron Johnson</b>	D/W	•	Signed as a free agent on July 12, 2007.
2007-08			Became a free agent on July 1, 2008.
<b>Chad Johnson</b>	G	•	Signed as a free agent on July 1, 2014.
2014-15			Traded to Buffalo on March 2, 2015 with a third-round pick in the 2016 NHL Draft in exchange for Michal Neuvirth.
<b>Justin Johnson</b>	RW	•	Signed as a free agent on March 3, 2014.
2013-14			Became a free agent on July 1, 2014.
<b>Randy Johnston</b>	D	•	Selected in the second round, 34th overall, of the 1978 NHL Amateur Draft.
1979-80			Became a free agent in July 1985.
<b>Olli Jokinen</b>	C	•	Acquired with Josh Green, Mathieu Biron and the Kings' 1999 first round draft selection (Taylor Pyatt) from Los Angeles in exchange for Zigmund Palffy, Bryan Smolinski and Marcel Cousineau on June 20, 1999.
1999-00			Traded with Roberto Luongo to Florida in exchange for Oleg Kvasha and Mark Parrish on June 24, 2000.
<b>Jorgen Jonsson</b>	C	•	Acquired from Calgary in exchange for Jan Hlavac on July 14, 1998.

OPPONENTS

IN THE PAST

STANLEY CUP PLAYOFFS

MEDIA INFORMATION

**ALL-TIME ROSTER (CONT.)**

OPPONENTS

IN THE PAST

STANLEY CUP PLAYOFFS

MEDIA INFORMATION

1999-00			Traded to Anaheim in exchange for Johan Davidsson on March 10, 2000.
<b>Kenny Jonsson</b>	D	•	Acquired with Darby Hendrickson, Sean Haggerty and a 1997 first round draft selection from Toronto in exchange for Wendel Clark, Mathieu Schneider and D.J. Smith on March 13, 1996.
1995-96–2004-05		•	Became a restricted free agent in August 2005.
<b>Tomas Jonsson</b>	D	•	Selected in the second round, 25th overall, of the 1979 NHL Draft.
1981-82–1988-89		•	Traded to Edmonton for future considerations (NYI draft Kevin O'Sullivan) on February 15, 1989.
<b>Steve Junker</b>	LW	•	Selected in the fifth round, 92nd overall, of the 1991 NHL Entry Draft.
1992-93–1993-94		•	Became a free agent in July 1995.
<b>Milan Jurcina</b>	D	•	Signed as a free agent on July 2, 2010.
2010-11–2011-12		•	Became a free agent on July 1, 2012.
<b>Anders Kallur</b>	C/RW	•	Signed as a free agent in the summer of 1979.
1979-80–1984-85		•	Given his unconditional release on July 12, 1985.
<b>Yan Kaminsky</b>	RW	•	Acquired from Winnipeg in exchange for Wayne McBean on February 1, 1994.
1993-94–1995-96		•	Became a free agent in July 1996.
<b>Alexander Karpovtsev</b>	D	•	Acquired from Chicago in exchange for a 2004 fourth-round Draft pick on March 11, 2004.
2003-04		•	Became a free agent in July 2004.
<b>Darius Kasparaitis</b>	D	•	Selected as 1st pick, 5th overall, in the 1992 NHL Entry Draft.
1992-93–1996-97		•	Traded with Andreas Johansson to Pittsburgh in exchange for Bryan Smolinski on November 17, 1996.
<b>Mike Kaszycki</b>	C	•	Selected in the second round, 32nd overall, of the 1976 NHL Amateur Draft.
1977-78–1979-80		•	Traded to Washington in exchange for Gord Lane on December 7, 1979.
<b>Mark Katic</b>	D	•	Selected in the third round, 62nd overall in the 2007 NHL Entry Draft
2010-11		•	Became a restricted free agent on July 1, 2012.
<b>Matt Keith</b>	RW	•	Acquired from Anaheim in exchange for Darryl Bootland on January 9, 2008.
2007-08		•	Became a free agent on July 1, 2008.
<b>Mike Kennedy</b>	C	•	Signed as a free agent on September 9, 1998.
1998-99		•	Became a free agent in July 1999.
<b>Tyler Kennedy</b>	C	•	Acquired from San Jose in exchange for a conditional seventh-round pick in the 2015 NHL Draft.
2014-15		•	Became a free agent on July 1, 2015.
<b>Alan Kerr</b>	RW	•	Selected in the fifth round, 84th overall, of the 1982 NHL Entry Draft.
1984-85–1990-91		•	Traded to Detroit in exchange for Rick Green and possible future considerations on May 28, 1991.
<b>Alexander Kharitonov</b>	RW	•	Acquired from Tampa Bay with Adrian Aucoin for Mathieu Biron and a 2002 draft pick on June 22, 2001.
2001-02		•	Released on November 8, 2001.
<b>Derek King</b>	LW	•	Selected in the first round, 13th overall, of the 1985 NHL Entry Draft.
1986-87–1996-97		•	Traded to Hartford for a fifth round pick in the 1997 NHL Entry Draft on March 18, 1997.
<b>Marko Kiprusoff</b>	D	•	Signed as a free agent on June 15, 2001.
2001-02		•	Released on January 26, 2002.
<b>Anton Klementyev</b>	D	•	Selected in the fifth round, 122nd overall, of the 2009 NHL Entry Draft
2009-10–2011-12		•	Placed on unconditional waivers on February 3, 2012.
<b>Matt Koalska</b>	C	•	Signed as a free agent on August 20, 2004.
2005-06–2006-07		•	Traded to Ottawa for Tomas Malec on January 5, 2007.
<b>Dustin Kohn</b>	D	•	Selected in the second round, 46th overall, of the 2005 NHL Entry Draft
2009-10–2010-11		•	Became a free agent on July 1, 2011.
<b>Juraj Kolnik</b>	RW	•	Selected in the fourth round, 101st overall, of the 1999 NHL Entry Draft.
2000-01–2002-03		•	Traded to Florida with the Islanders ninth round pick in the 2003 NHL Entry Draft for Sven Butenschon on October 11, 2002
<b>Zenon Konopka</b>	C	•	Signed as a free agent on July 2, 2010.
2010-11		•	Became a free agent on July 1, 2011.
<b>Steve Konroyd</b>	d	•	Acquired from Calgary with Rich Kromm in exchange for John Tonelli on March 11, 1986.
1985-86–1988-89		•	Traded with Bob Bassen to Chicago for Gary Nylund and Marc Bergevin on November 25, 1988.
<b>Evgeny Korolev</b>	d	•	Selected in the eighth round, 192nd overall, of the 1996 NHL Entry Draft.
1999-00		•	Became a free agent in July 2006.
<b>Roger Kortko</b>	C	•	Selected in the seventh round, 126th overall, of the 1982 NHL Entry Draft Draft.
1984-85–1985-86		•	Became a free agent in July 1987.
<b>Mikko Koskinen</b>	G	•	Selected in the second round round, 31st overall, of the 2009 NHL Entry Draft.
2010-11		•	Assigned to KalPa (SM-Liiga) on November 15, 2011.
<b>Viktor Kozlov</b>	C/LW	•	Signed as a free agent on September 12, 2006.
2006-07		•	Became a free agent on July 1, 2007.
<b>Jason Krog</b>	C	•	Signed as a free agent on April 10, 1999.
1999-00–2001-02		•	Became a free agent in July 2002.
<b>Rich Kromm</b>	LW	•	Acquired with Steve Konroyd from Calgary in exchange for John Tonelli on March 11, 1986.
1985-86–1992-93		•	Became a free agent in July 1993.
<b>Uwe Krupp</b>	D	•	Acquired with Pierre Turgeon, Benoit Hogue and Dave McLlwain from Buffalo in exchange for Pat LaFontaine, Randy Wood, Randy Hillier and future considerations on October 25, 1991.
1991-92–1993-94		•	Traded with Islanders first round choice (Wade Belak) in 1994 NHL Entry Draft to Quebec in exchange for Ron Sutter and Quebec's first round pick (Brett Lindros) in 1994 NHL Entry Draft on June 28, 1994.
<b>Paul Kruse</b>	LW	•	Acquired from Calgary in exchange for Colorado's third round pick in the 1997 NHL Entry Draft, on November 27, 1996.
1996-97–1997-98		•	Traded with Jason Holland to Buffalo in exchange for Jason Dawe on March 24, 1998.
<b>Nikolay Kulemin</b>	LW	•	Signed as a free agent on July 2, 2014.
2014-15–		•	
<b>Tom Kurvers</b>	D	•	Acquired from Minnesota in exchange for Craig Ludwig on June 22, 1991.
1991-92–1993-94		•	Traded to Anaheim in exchange for Troy Loney on June 29, 1994.
<b>Dale Kushner</b>	LW	•	Signed as a free agent on April 7, 1987.

## ALL-TIME ROSTER (CONT.)

1989-90			Became a free agent on July 1, 1990.
<b>Oleg Kvasha</b>	LW	•	Acquired with Mark Parrish from Florida in exchange for Roberto Luongo and Olli Jokinen on June 24, 2000.
2000-01–2005-06			Traded to Phoenix in exchange for a third round selection in the 2006 NHL Entry Draft on March 9, 2006.
<b>Scott Lachance</b>	D	•	Selected in the first round, fourth overall, of the 1991 NHL Entry Draft.
1991-92–1998-99			Traded to Montreal in exchange for the Canadiens' 1999 third round draft pick (Brian Collins) on March 9, 1999
<b>Daniel Lacroix</b>	LW	•	Signed as a free agent on August 12, 1999.
1999-00			Became a free agent on July 1, 2000.
<b>Pat Lafontaine</b>	C	•	Selected in the first round, third overall, of the 1983 NHL Entry Draft.
1984-85–1990-91			Traded with Randy Wood, Randy Hillier and future considerations to Buffalo in exchange for Pierre Turgeon, Uwe Krupp, Benoit Hogue and Dave McLlwain on October 25, 1991.
<b>Gord Lane</b>	D	•	Acquired from Washington in exchange for Mike Kaszycki on December 7, 1979.
1979-80–1984-85			Became a free agent in July 1985.
<b>Dave Langevin</b>	D	•	Selected in the seventh round, 112th overall, of the 1974 NHL Amateur Draft.
1979-80–1984-85			Selected by Minnesota in the 1985 Waiver Draft.
<b>Claude Lapointe</b>	C	•	Signed as a free agent on August 14, 1996.
1996-97–2002-03			Traded to Philadelphia in exchange for a fifth-round pick in the 2003 NHL Entry Draft on March 9, 2003.
<b>Reed Larson</b>	D	•	Signed as a free agent December 5, 1988.
1988-89			Traded to Minnesota for future considerations (Mike Kelfer) on March 7, 1989.
<b>Brad Lauer</b>	LW	•	Selected as 3rd pick (2nd round), 34th overall, in 1985 NHL Entry Draft.
1986-87–1991-92			Traded with Brent Sutter to Chicago in exchange for Adam Creighton and Steve Thomas on October 25, 1991.
<b>Brian Lavender</b>	LW	•	Purchased with Dave Pulkkinen from St. Louis on September 1, 1972.
1972-73			Traded with Ken Murray to Detroit in exchange for Ralph Stewart and Bob Cook on January 17, 1973.
<b>Mark Lawrence</b>	RW	•	Signed as a free agent on July 17, 1997.
1997-98–2000-01			Became a free agent in July 2001.
<b>Nathan Lawson</b>	G	•	Signed as a free agent on March 2, 2008.
2010-11			Became a free agent on July 1, 2011.
<b>Derek Laxdal</b>	RW	•	Acquired with Jack Capuano and Paul Gagne from Toronto in exchange for Gilles Thibaudeau and Mike Stevens on December 20, 1989.
1989-90–1990-91			Became a free agent in July, 1991.
<b>Walt Ledingham</b>	LW	•	Acquired from Chicago in exchange for Germain Gagnon on March 7, 1974.
1974-75–1976-77			Retired in 1978.
<b>Nick Leddy</b>	D	•	Acquired with Kent Simpson from Chicago on October 4, 2014 in exchange for TJ Brennan, Ville Pokka and Anders Nilsson.
2014-15–			
<b>Anders Lee</b>	C	•	Selected in the sixth round, 152nd overall, of the 2009 NHL Draft.
2012-13–			
<b>Bryan Leffley</b>	D	•	Obtained from the New York Rangers in the 1972 NHL Expansion Draft.
1972-73–1973-74			Selected by Kansas City in the 1974 NHL Expansion Draft.
<b>Ken Leiter</b>	D	•	Selected in the fifth round, 101st overall, of the 1980 NHL Entry Draft.
1984-85–1987-88			Retired in September 1988.
<b>Alan Letang</b>	D	•	Signed as a free agent on July 18, 2002.
2002-03–2003-04			Became a free agent in July 2004.
<b>Dave Lewis</b>	D	•	Selected in the third round, 33rd overall, of the 1973 NHL Amateur Draft.
1973-74–1979-80			Traded with Bill Harris to Los Angeles in exchange for Butch Goring on March 10, 1980.
<b>Jeff Libby</b>	D	•	Signed as a free agent on April 23, 1997.
1996-97			Retired in 1997.
<b>Trevor Linden</b>	C/W	•	Acquired from Vancouver in exchange for Bryan McCabe, Todd Bertuzzi and a 1998 third round draft choice on February 6, 1998.
1997-98–1998-99			Traded to Montreal in exchange for the Canadiens' 1999 first round draft pick (Branislav Mezei) on May 29, 1999.
<b>Mats Lindgren</b>	C	•	Acquired with Edmonton's 1999 eighth round draft pick in exchange for Tommy Salo on March 20, 1999.
1998-99–2001-02			Became a free agent in July 2002.
<b>Brett Lindros</b>	RW	•	Selected in the first round, 9th overall, of the 1994 NHL Entry Draft.
1994-95–1995-96			Retired on May 1, 1996.
<b>Claude Loiselle</b>	C/LW	•	Traded with Daniel Marois from Toronto in exchange for Ken Baumgartner and Dave McLlwain on March 10, 1992.
1991-92–1993-94			Became a free agent in July 1994.
<b>Troy Loney</b>	LW	•	Acquired from Anaheim in exchange for Tom Kurvers on July 29, 1994.
1994-95			Claimed off waivers by the NY Rangers on April 7, 1995.
<b>Danny Lorenz</b>	G	•	Selected in the third round, 58th overall, of the 1988 NHL Entry Draft.
1990-91–1992-93			Became a free agent in July 1994.
<b>Bob Lorimer</b>	D	•	Selected in the ninth round, 129th overall, of the 1973 NHL Amateur Draft.
1976-77–1980-81			Traded with Dave Cameron to Colorado in exchange for a 1983 first round draft choice on October 1, 1981.
<b>Craig Ludwig</b>	D	•	Traded by Montreal in exchange for Gerald Diduck on September 4, 1990.
1990-91			Traded to Minnesota in exchange for Tom Kurvers on June 22, 1991.
<b>Warren Luhnig</b>	RW	•	Selected in the fourth round, 92nd overall, of the 1993 NHL Entry Draft.
1997-98–1998-99			Traded to Dallas in exchange for the Stars 1999 third round draft pick on June 25, 1999.
<b>Brad Lukowich</b>	D	•	Signed as a free agent on August 11, 2005.
2005-06			Traded to New Jersey on March 9, 2006 in exchange for a third round selection in the 2006 NHL Entry Draft.
<b>Chris Luongo</b>	D	•	Acquired from Ottawa in exchange for Jeff Finley on June 30, 1993.
1993-94–1995-96			Became a free agent in July 1996.
<b>Roberto Luongo</b>	G	•	Selected as 1st pick, 4th overall in the 1997 NHL Entry Draft.
1999-00			Traded with Olli Jokinen to Florida in exchange for Oleg Kvasha and Mark Parrish on June 24, 2000.
<b>Andrew MacDonald</b>	D	•	Selected in the sixth round, 160th overall, of the 2006 NHL Entry Draft.
2008-09–2013-14			Traded to Philadelphia in exchange for a third-round pick in the 2014 NHL Draft, second-round pick in the 2015 NHL Draft and Matt Mangene

OPPONENTS

IN THE PAST

STANLEY CUP PLAYOFFS

MEDIA INFORMATION

## ALL-TIME ROSTER (CONT.)

OPPONENTS

IN THE PAST

STANLEY CUP PLAYOFFS

MEDIA INFORMATION

<b>Joey MacDonald</b> 2007-08–2008-09	G	•	Signed as a free agent on July 5, 2007. Became a free agent on July 1, 2009.
<b>Garth MacGuigan</b> 1979-80	C	•	Selected in the third round, 50th overall, of the 1976 NHL Amateur Draft. Became a free agent in 1984.
<b>Bill MacMillan</b> 1973-74–1976-77	RW	•	Traded with Ernie Hicke from Atlanta in exchange for Arnie Brown on February 13, 1973. Named player-coach of Fort Worth Texans in 1977.
<b>Mike MacWilliam</b> 1995-96	LW	•	Signed as a free agent on July 25, 1995. Became a free agent in July 1996.
<b>Jim Mair</b> 1972-73	D	•	Obtained from Philadelphia in 1972 NHL Expansion Draft. Claimed off waivers by Vancouver on February 19, 1973.
<b>Mikko Makela</b> 1985-86–1989-90	LW	•	Selected in the fourth round, 66th overall, of the 1983 NHL Entry Draft. Traded to Los Angeles in exchange for Ken Baumgartner and Hubie McDonough on November 29, 1989.
<b>Vladimir Malakhov</b> 1992-93–1994-95	D	•	Selected in the 10th round, 191st overall, of the 1989 NHL Entry Draft. Traded with Pierre Turgeon to Montreal in exchange for Kirk Muller, Matthieu Schneider and Craig Darby on April 4, 1995.
<b>David Maley</b> 1993-94	LW	•	Acquired from San Jose for future considerations on January 24, 1994. Became a free agent in July 1994.
<b>Dean Malkoc</b> 1998-99–1999-00	D	•	Signed as a free agent on August 19, 1998. Traded with Tony Hrkac to Anaheim in exchange for Ted Drury on October 28, 1999.
<b>Don Maloney</b> 1989-90–1990-91	RW	•	Signed as a free agent on August 25, 1989. Retired on January 17, 1991.
<b>George Maneluk</b> 1990-91	G	•	Selected in the fourth round, 76th overall, of the 1987 NHL Entry Draft. Became a free agent in 1991.
<b>Eric Manlow</b> 2002-03–2003-04	C	•	Signed as a free agent on July 19, 2002. Became a free agent in July 2004.
<b>Peter Mannino</b> 2008-09	G	•	Signed as a free agent on July 3, 2008. Became a free agent on July 1, 2009.
<b>Justin Mapletoft</b> 2002-03–2003-04	C	•	Selected in the fifth round, 130th overall, of the 1999 NHL Entry Draft. Became a free agent in July 2006.
<b>Brian Marchinko</b> 1972-73–1974-75	C	•	Obtained from Toronto in the 1972 NHL Expansion Draft. Released in June 1975.
<b>Hector Marini</b> 1978-79–1981-82	RW	•	Selected in the third round, 50th overall, of the 1977 NHL Amateur Draft. Traded to New Jersey for switch of fourth round picks in 1983 Amateur Draft (Mikko Makela) on October 1, 1982.
<b>Chris Marinucci</b> 1994-95–1996-97	LW	•	Selected in the fifth round, 90th overall, of the 1990 NHL Entry Draft. Traded to Los Angeles in exchange for Nick Vachon on November 18, 1996.
<b>Masi Marjamaki</b> 2005-06–2006-07	LW	•	Selected in the fifth round, 144th overall, of the 2005 NHL Entry Draft. Returned to Finland in October 2007.
<b>Daniel Marois</b> 1991-92–1992-93	RW	•	Acquired with Claude Loiselle from Toronto in exchange for Ken Baumgartner and Dave McLlwain on March 10, 1992. Traded to Boston for a conditional 1994 draft pick on March 18, 1993.
<b>Bert Marshall</b> 1973-74–1978-79	D	•	Obtained from the NY Rangers in 1973 Inter-League Draft. Named coach of the Indianapolis Checkers in 1979.
<b>Matt Martin</b> 2009-10–	LW	•	Selected in the fifth round, 148th overall, of the 2008 NHL Entry Draft
<b>Radek Martinek</b> 2001-02–2010-11 2012-13–2013-14	D	•	Selected in the eighth round, 228th overall, of the 1999 NHL Entry Draft. Became a free agent on July 1, 2011.
<b>Steve Martins</b> 2000-01	C	•	Signed as a free agent on January 13, 2013. Became a free agent on July 1, 2014.
<b>Greg Mauldin</b> 2009-10	LW	•	Acquired from Tampa Bay for a conditional draft pick on January 4, 2001. Became a free agent in July 2001.
<b>Scott Mayfield</b> 2013-14–	D	•	Signed as a free agent on July 6, 2009. Became a free agent on July 1, 2010.
<b>Dean McAmmond</b> 2008-09	C	•	Selected in the second round, 34th overall, of the 2011 NHL Draft.
<b>Wayne McBean</b> 1988-89–1993-94	D	•	Obtained from the Ottawa Senators in a trade in exchange for Mike Comrie and Chris Campoli on February 20, 2009. Became a free agent on July 1, 2009.
<b>Bryan McCabe</b> 1995-96–1997-98	D	•	Acquired with Mark Fitzpatrick and Doug Crossman from Los Angeles in exchange for Kelly Hradey on February 22, 1989. Traded to Winnipeg in exchange for Yan Kaminsky on February 1, 1994.
<b>Colin McDonald</b> 2012-13–2014-15	RW	•	Selected in the second round, 40th overall, of the 1993 NHL Entry Draft. Traded with Todd Bertuzzi and a 1998 third round draft choice to Vancouver in exchange for Trevor Linden on February 6, 1998.
<b>Hubie McDonough</b> 1989-90–1991-92	C	•	Signed as a free agent on July 2, 2012 Became a free agent on July 1, 2015
<b>Mike McEwen</b> 1980-81–1983-84	D	•	Acquired with Ken Baumgartner from Los Angeles in exchange for Mikko Makela on November 29, 1989. Traded to San Jose for cash on August 31, 1992.
<b>Bob McGill</b> 1993-94	D	•	Acquired from Colorado in exchange for Glenn Resch and Steve Tambellini on March 10, 1981. Traded to Los Angeles in exchange for 1984 fourth round draft pick (Doug Wieck) on November 17, 1983.
<b>Marty McInnis</b> 1991-92–1996-97	C/LW	•	Signed as a free agent on September 7, 1993. Claimed off waivers by Hartford on November 3, 1993.
<b>Alex McKendry</b>	RW	•	Selected in the eighth round, 163rd overall, of the 1988 NHL Entry Draft. Traded with Tyrone Garner and Calgary's sixth round pick in the 1997 Entry Draft to Calgary in exchange for Robert Reichel on March 18, 1997.
		•	Selected in the first round, 14th overall, of the 1976 NHL Amateur Draft.

**ALL-TIME ROSTER (CONT.)**

1977-78–1979-80			Traded to Calgary in exchange for a 1981 third round draft choice (Ron Handy) on October 9, 1980.
<b>Kurtis McLean</b>	C	•	Signed as a free agent on July 3, 2008.
2008-09			Became a free agent on July 1, 2009.
<b>Todd McLellan</b>	C	•	Selected in the fifth round, 104th overall, of the 1986 NHL Entry Draft.
1987-88			Became a free agent in 1988.
<b>Jamie McLennan</b>	G	•	Selected in the second round, 48th overall, of the 1991 NHL Entry Draft.
1993-94–1995-96			Became a free agent in July 1996.
<b>Dave McLlwain</b>	C/LW	•	Acquired with Pierre Turgeon, Benoit Hogue and Uwe Krupp from Buffalo in exchange for Pat LaFontaine, Randy Wood, Randy Hillier and future considerations on October 25, 1991.
1991-92			Traded with Ken Baumgartner to Toronto in exchange for Claude Loiselle and Daniel Marois on March 10, 1992.
1996-97		•	Signed as a free agent on July 29, 1996.
			Became a free agent in July 1997.
<b>Roland Melanson</b>	G	•	Selected in the third round, 59th overall, of the 1979 NHL Entry Draft.
1980-81–1984-85			Traded to Minnesota in exchange for a first round pick in the 1985 NHL Entry Draft on November 19, 1984.
<b>Wayne Merrick</b>	C	•	Acquired with Darcy Regier from Cleveland in exchange for J.P. Parise and Jean Potvin on January 10, 1978.
1977-78–1983-84			Contract bought out by Islanders on June 21, 1984.
<b>Freddy Meyer IV</b>	D	•	Acquired with a 2008 third round draft selection from Philadelphia in exchange for Alexei Zhitnik on December 16, 2006.
2006-07–2007-08			Claimed off waivers by Phoenix on October 8, 2007.
2007-08–2009-10		•	Claimed off re-entry waivers from Phoenix on November 10, 2007.
			Became a free agent on July 1, 2010.
<b>Branislav Mezei</b>	D	•	Selected in the first round, 10th overall, of the 1999 NHL Entry Draft.
2000-01–2001-02			Traded to Florida in exchange for Jason Wiemer on July 3, 2002.
<b>Petr Miika</b>	C	•	Selected in the fourth round, 85th overall, of the 1997 NHL Entry Draft.
1999-00–2001-02			Became a free agent in July 2002.
<b>Bill Mikkelsen</b>	D	•	Obtained in from Los Angeles in the 1972 NHL Expansion Draft.
1972-73–1973-74			Selected by Washington in the 1974 NHL Expansion Draft.
<b>Kevin Miller</b>	C	•	Signed as a free agent on October 9, 1998.
1998-99			Released on January 15, 1999.
<b>Kip Miller</b>	C	•	Signed as a free agent on August 2, 1994.
1994-95			Became a free agent in July 1995.
1997-98		•	Signed as a free agent on December 3, 1997.
			Became a free agent in July 1998.
2001-02		•	Signed as a free agent on January 17, 2002.
			Became a free agent in July 2002.
<b>Tom Miller</b>	C	•	Obtained from Buffalo in the 1972 NHL Expansion Draft.
1972-73–1974-75			Released in June 1975.
<b>Al Montoya</b>	G	•	Acquired from Phoenix in exchange for a sixth round pick in the 2011 NHL Entry Draft on February 9, 2011.
2010-11–2011-12			Became a free agent on July 1, 2012.
<b>Ken Morrow</b>	D	•	Selected in the fourth round, 68th overall, of the 1976 NHL Amateur Draft.
1979-80–1988-89			Became a free agent in July 1989.
<b>Mike Mottau</b>	D	•	Signed as a free agent on September 28, 2010.
2010-11–2011-12			Traded with Brian Rolston to Boston in exchange for Marc Cantin and Yannick Riendeau on February 27, 2012.
<b>Kael Mouillierat</b>	LW	•	Signed as a free agent on July 1, 2014.
2014-15			Became a free agent on July 1, 2015.
<b>Matt Moulson</b>	LW	•	Signed as a free agent on July 6, 2009.
2009-10–2013-14			Traded to Buffalo with a first-round pick in the 2014 NHL Draft and second-round pick in 2015 in exchange for Thomas Vanek.
<b>Bill Muckalt</b>	RW	•	Acquired with Dave Scatchard and Kevin Weekes from Vancouver in exchange for Felix Potvin on December 19, 1999.
1999-00–2000-01			Traded with Zdeno Chara and the Islanders first round pick (Jason Spezza) to Ottawa for Alexei Yashin on June 23, 2001.
<b>Brian Mullen</b>	LW	•	Acquired from San Jose in exchange for the rights to Markus Thuresson on August 24, 1992.
1992-93			Retired on January 13, 1995.
<b>Kirk Muller</b>	C	•	Acquired with Craig Darby and Mathieu Schneider from Montreal in exchange for Vladimir Malakhov and Pierre Turgeon on April 4, 1995.
1994-95–1995-96			Traded with Wade Redden to Toronto in three team trade in exchange for Bryan Berard, Ken Belanger and Martin Straka on January 23, 1996.
<b>Ken Murray</b>	D	•	Obtained from Buffalo in 1972 NHL Expansion Draft.
1972-73			Traded with Brian Lavender to Detroit in exchange for Ralph Stewart and Bob Cook on January 17, 1973.
<b>Anders Myrvold</b>	D	•	Signed as a free agent on August 28, 2000.
2000-01			Became a free agent in July 2001.
<b>Dmitri Nabokov</b>	C/LW	•	Acquired from Chicago in exchange for J.P. Dumont on May 30, 1998.
1998-99–2000-01			Released on May 19, 2001.
<b>Evgeni Nabokov</b>	G	•	Claimed off waivers from Detroit on January 22, 2011.
2011-12–2013-14			Became a free agent on July 1, 2014.
<b>John Namestnikov</b>	D	•	Signed as a free agent on July 16, 1997.
1997-98			Became a free agent in July 1999.
<b>Alain Nasreddine</b>	D	•	Signed as a free agent on September 6, 2002.
2002-03–2003-04			Traded to Pittsburgh in exchange for Steve Webb on March 8, 2004.
<b>Brock Nelson</b>	C	•	Selected in the first round (30th overall) of the 2010 NHL Draft.
2012-13–			
<b>Sergei Nemchinov</b>	C	•	Signed as a free agent on July 2, 1997.
1997-98–1998-99			Traded to New Jersey in exchange for the Devils' 1999 fourth round draft pick on March 22, 1999.

OPPONENTS

IN THE PAST

STANLEY CUP PLAYOFFS

MEDIA INFORMATION



## ALL-TIME ROSTER (CONT.)

OPPONENTS

<b>Aaron Ness</b> 2011-12–2014-15	D	•	Selected in the second round, 40th overall, of the 2008 NHL Draft. Became a free agent on July 1, 2015.
<b>Michal Neuvirth</b> 2014-15	G	•	Acquired from Buffalo in exchange for Chad Johnson and a third-round pick in the 2016 NHL Draft on March 2, 2015. Became a free agent on July 1, 2015.
<b>Neil Nicholson</b> 1972-73–1977-78	D	•	Obtained from California in the 1972 NHL Reverse Draft. Became a free agent in 1978.
<b>Nino Niederreiter</b> 2010-11–2012-13	RW	•	Selected in the first round, 5th overall, of the 2010 NHL Entry Draft Traded to Minnesota in exchange for Cal Clutterbuck and a third-round pick in the 2013 NHL Draft (Eamon McAdam) on June 30, 2013
<b>Frans Nielsen</b> 2006-07–	C	•	Selected in the third round, 87th overall, of the 2002 NHL Entry Draft.
<b>Janne Niinimaa</b> 2002-03–2005-06	D	•	Acquired with a 2003 second-round Draft selection from Edmonton in exchange for Brad Isbister and Raffi Torres on March 11, 2003. Traded with a 2007 seventh round Draft selection to Dallas in exchange for John Erskine and a second round selection in the 2006 NHL Entry Draft on January 10, 2006.

IN THE PAST

<b>Anders Nilsson</b> 2011-12–2013-14	G	•	Selected in the third round, 62nd overall, of the 2009 NHL Entry Draft. Became a restricted free agent on July 1, 2014.
<b>Robert Nilsson</b> 2005-06–2006-07	RW	•	Selected in the first round, 15th overall, of the 2003 NHL Entry Draft. Traded with Ryan O'Marra and a 2007 first round draft selection to Edmonton in exchange for Ryan Smyth on February 27, 2007.
<b>Petteri Nokelainen</b> 2005-06–2006-07	C	•	Selected in the first round, 16th overall, of the 2004 NHL Entry Draft. Traded to Boston in exchange for Ben Walter and a 2009 second round draft selection.

STANLEY CUP PLAYOFFS

<b>Jeff Norton</b> 1987-88–1992-93	D	•	Selected in the third round, 62nd overall, of the 1984 NHL Entry Draft. Traded to San Jose in exchange for a 1994 third round draft choice and future considerations on June 20, 1993.
<b>Gary Nylund</b> 1988-89–1992-93	D	•	Acquired with Marc Bergevin from Chicago in exchange for Bob Bassen and Steve Konroyd on November 25, 1988. Retired in June 1993.
<b>Bob Nystrom</b> 1972-73–1985-86	RW	•	Selected in the third round, 66th overall, of the 1972 NHL Amateur Draft. Retired in August, 1986.
<b>Gino Odjick</b> 1997-98–1999-00	LW	•	Acquired from Vancouver in exchange for Jason Strudwick on March 23, 1998. Traded to Philadelphia in exchange for Mikael Andersson and Carolina's fifth round pick (Kristofer Ottoson) in the 2000 NHL Entry Draft on February 15, 2000.
<b>Todd Okerlund</b> 1987-88	RW	•	Selected in the ninth round, 168th overall, of the 1982 NHL Entry Draft. Retired in September 1988.
<b>Kyle Okposo</b> 2007-08–	RW	•	Selected in the first round, 7th overall, of the 2006 NHL Entry Draft.

MEDIA INFORMATION

<b>Vladimir Orszagh</b> 1997-98–1999-00	L/RW	•	Selected in the fifth round, 106th overall, of the 1995 NHL Entry Draft. Became a free agent in July 2000.
<b>Chris Osgood</b> 2001-02–2002-03	G	•	Claimed off waivers from Detroit on September 28, 2001. Traded with a third round pick to St. Louis in exchange for Justin Papineau and a 2nd round pick in the 2003 NHL Entry Draft on March 11, 2003.
<b>Zigmund Palffy</b> 1993-94–1998-99	LW	•	Selected in the second round, 26th overall, of the 1991 NHL Entry Draft. Traded with Bryan Smolinski and Marcel Cousineau to Los Angeles in exchange for Olli Jokinen, Josh Green, Mathieu Biron and the Kings' 1999 first round pick (Taylor Pyatt) on June 20, 1999.
<b>Jay Pandolfo</b> 2011-12	LW	•	Signed as a free agent on October 4, 2011. Became a free agent on July 1, 2012.
<b>Grigori Panteleev</b> 1995-96	LW	•	Signed as a free agent on September 7, 1995. Became a free agent on July 1, 1996.
<b>Justin Papineau</b> 2002-03–2005-06	C	•	Acquired with a second round pick in the Entry Draft from St. Louis in exchange for Chris Osgood and a third round pick on March 11, 2003. Became a free agent in July 2006.
<b>PA Parenteau</b> 2010-11–2011-12	RW	•	Signed as a free agent on July 2, 2010. Became a free agent on July 1, 2012.
<b>Jean-Paul Parise</b> 1975-76–1977-78	LW	•	Traded from Minnesota in exchange for Ernie Hicke and Doug Rombough on January 5, 1975. Traded with Jean Potvin to Cleveland in exchange for Wayne Merrick and Darcy Regier on January 10, 1978.
<b>Richard Park</b> 2006-07–2009-10	C/RW	•	Signed as a free agent on October 2, 2006. Became a free agent on July 1, 2010
<b>Greg Parks</b> 1990-91–1992-93	C	•	Signed as a free agent on August 13, 1990. Became a free agent in July 1993.
<b>Mark Parrish</b> 2000-01–2005-06	RW	•	Acquired with Oleg Kvasha from Florida in exchange for Roberto Luongo and Olli Jokinen on June 24, 2000. Traded with Brent Sopel and a conditional draft selection in the 2006 NHL Entry Draft to Los Angeles in exchange for Denis Grebeshkov and Jeff Tambellini on March 8, 2006.
<b>Scott Pearson</b> 1999-00	LW	•	Signed as a free agent on July 30, 1999. Became a free agent in July, 2000.
<b>Michael Peca</b> 2001-02–2004-05	C	•	Acquired from Buffalo in exchange for Tim Connolly and Taylor Pyatt on June 24, 2001. Traded to Edmonton in exchange for Michael York and a 2006 conditional draft pick on August 3, 2005.
<b>John Persson</b> 2013-14–	LW	•	Selected in the fifth round, 125th overall, of the 2011 NHL Draft.
<b>Stefan Persson</b> 1977-78–1985-86	D	•	Selected in the 14th round, 214th overall, of the 1974 NHL Amateur Draft. Retired in March 1986.
<b>Robert Petrovicky</b> 2000-01	C	•	Signed as a free agent on July 27, 2000. Became a free agent in July 2001.
<b>Tomi Pettinen</b> 2002-03–2005-06	D	•	Selected in the ninth round, 267th overall, of the 2000 NHL Entry Draft. Became a free agent in July 2006.

## ALL-TIME ROSTER (CONT.)

<b>Rich Pilon</b> 1988-89–1999-00	D	•	Selected in the seventh round, 143rd overall, of the 1986 NHL Entry Draft. Claimed off waivers by the Rangers on December 1, 1999.
<b>Dan Plante</b> 1993-94–1997-98	RW	•	Selected in the third round, 48th overall, of the 1990 Entry Draft. Became a free agent in July 1998.
<b>Thomas Pock</b> 2008-09	D	•	Claimed off waivers from the NY Rangers on September 29, 2008. Became a free agent on July 1, 2009.
<b>Jason Podollan</b> 2001-02	RW	•	Signed as a free agent on August 24, 2001. Became a free agent in July 2002.
<b>Tom Poti</b> 2006-07	D	•	Signed as a free agent on July 8, 2006. Became a free agent on July 1, 2007.
<b>Denis Potvin</b> 1973-74–1987-88	D	•	Selected as the No. 1 overall pick in the 1973 NHL Amateur Draft. Retired in April 1988.
<b>Felix Potvin</b> 1998-99 1999-00	G	•	Acquired with Toronto's 1999 sixth round draft pick in exchange for Bryan Berard and the Islanders' sixth round draft pick on January 9, 1999. Traded with the Islanders 2000 second round draft pick and a conditional draft choice to Vancouver in exchange for Bill Muckalt, Kevin Weekes and Dave Scatchard on December 19, 1999.
<b>Jean Potvin</b> 1973-74–1977-78 1979-80–1980-81	D	•	Traded with Glen Irwin from Philadelphia in exchange for Terry Crisp on March 5, 1973. Traded with J.P. Parise to Cleveland in exchange for Wayne Merrick and Darcy Regier on January 10, 1978.
<b>Kevin Poulin</b> 2010-11–	G	•	Obtained from Minnesota in the 1979 NHL Expansion Draft. Retired after the 1980-81 season. Selected in the fifth round, 126th overall, of the 2008 NHL Draft.
<b>Pat Price</b> 1974-75–1978-79	D	•	Selected in the first round, 11th overall, of the 1975 NHL Amateur Draft. Selected by Edmonton in 1979 NHL Expansion Draft.
<b>Chris Pryor</b> 1987-88–1989-90	D	•	Acquired with future considerations (Brett Harkins) from Minnesota in exchange for Gord Dineen on March 8, 1988. Retired on October 15, 1992.
<b>Dave Pulkkinen</b> 1972-73	RW	•	Purchased with Brian Lavender from St. Louis on September 1, 1972. Traded with Yvon Rolando to Baltimore (AHL) in exchange for Bob McMahon on January 1974.
<b>Taylor Pyatt</b> 2000-01	LW	•	Selected in the first round, 8th overall, of the 1999 NHL Entry Draft. Traded with Tim Connolly to Buffalo in exchange for Michael Peca on June 24, 2001.
<b>Deron Quint</b> 2006-07	D	•	Signed as a free agent on March 31, 2007. Became a free agent on July 1, 2007.
<b>Rhett Rakhshani</b> 2010-11–2011-12	RW	•	Selected in the fourth round, 100th overall, of the 2006 NHL Entry Draft. Signed with HV71 of the Swedish Hockey League on June 19, 2012
<b>Marty Reasoner</b> 2011-12–2012-13	C	•	Signed as a free agent on July 1, 2011. Became a free agent on July 5, 2013.
<b>Joel Rechlicz</b> 2008-09–2009-10	RW	•	Signed by the Islanders on May 6, 2008. Became a free agent on July 1, 2010.
<b>Joe Reekie</b> 1989-90–1991-92	D	•	Traded by Buffalo for a sixth round draft pick on June 17, 1989. Claimed by Tampa Bay in the 1992 NHL Expansion Draft.
<b>Dylan Reese</b> 2009-10–2011-12	D	•	Acquired from Columbus in exchange for Greg Moore on March 1, 2010. Became a free agent on July 1, 2012.
<b>Darcy Regier</b> 1982-83–1983-84	D	•	Traded with Wayne Merrick from Cleveland in exchange for J.P. Parise and Jean Potvin on January 10, 1978. Became a free agent in 1984.
<b>Steve Regier</b> 2005-06–2007-08	LW	•	Selected in the fifth round, 148th overall, of the 2004 NHL Entry Draft. Became a free agent on July 1, 2008.
<b>Peter Regin</b> 2013-14	C	•	Signed as a free agent on July 5, 2013. Traded to Chicago with Pierre-Marc Bouchard in exchange for a fourth-round pick in the 2014 NHL Draft.
<b>Robert Reichel</b> 1996-97–1998-99	C	•	Acquired from Calgary in exchange for Marty McInnis, Tyrone Garner and Calgary's sixth round pick in the 1997 NHL Entry Draft on March 18, 1997. Traded with the Islanders' 1999 third round draft pick and Ottawa's 1999 fourth round draft pick to Phoenix in exchange for Brad Isbister and the Coyotes' 1999 third round draft pick on March 20, 1999.
<b>Griffin Reinhart</b> 2014-15	D	•	Selected in the first round, fourth overall, of the 2012 NHL Draft. Traded to Edmonton for the 16th and 33rd picks in the 2015 NHL Draft on June 26, 2015.
<b>Glenn Resch</b> 1973-74–1980-81	G	•	Purchased with Denis DeJordy, Germain Gagnon, Tony Featherstone and Murray Anderson from Montreal on June 6, 1972. Traded with Steve Tambellini to Colorado in exchange for Mike McEwen and Jari Kaarela on March 10, 1981.
<b>Barry Richter</b> 1998-99	D	•	Signed as a free agent on August 19, 1998. Became a free agent in July 1999.
<b>Jamie Rivers</b> 1999-00	D	•	Claimed from St. Louis in the 1999 Waiver Draft on September 27, 1999. Became a free agent on June 1, 2000.
<b>Randy Robitaille</b> 2002-03 2006-07	C	•	Acquired from Pittsburgh in exchange for a fifth round pick in the 2003 NHL Entry Draft on March 9, 2003. Became a free agent in July 2003. Acquired with a 2008 fifth round draft selection from Philadelphia in exchange for Mike York on December 20, 2006. Became a free agent on July 1, 2007.
<b>Dave Roche</b> 2001-02	LW	•	Signed as a free agent on August 17, 2001. Acquired from Anaheim in exchange for Ben Guite and Bjorn Melin on March 19, 2002. Became a free agent in July 2002.
<b>Dwayne Roloson</b> 2009-10–2010-11	G	•	Signed as a free agent on July 1, 2009. Traded to Tampa Bay in exchange for Ty Wishart on January 1, 2011.
<b>Brian Rolston</b> 2011-12	RW	•	Acquired in exchange for Trent Hunter on July 26, 2011. Traded with Mike Mottau to Boston in exchange for Marc Cantin and Yannick Riendeau on February 27, 2012.
<b>Doug Rombough</b> 1973-74–1974-75	C	•	Traded from Buffalo in exchange for Brian Spencer on March 10, 1974. Traded with Ernie Hicke to Minnesota in exchange for J.P. Parise on January 5, 1975.

OPPONENTS

IN THE PAST

STANLEY CUP PLAYOFFS

MEDIA INFORMATION

## ALL-TIME ROSTER (CONT.)

OPPONENTS

<b>Cliff Ronning</b> 2003-04	C	•	Signed as a free agent on January 9, 2004. Became a free agent in July 2004.
<b>Allan Rourke</b> 2005-06–2006-07	D	•	Signed as a free agent on August 12, 2005. Traded with a 2008 third round selection to Edmonton in exchange on for a 2008 second round draft selection on July 5, 2007.
<b>Andre St. Laurent</b> 1973-74–1977-78	C	•	Selected in the fourth round, 49th overall, of the 1973 NHL Amateur Draft. Traded to Detroit in exchange for Michel Bergeron on October 19, 1977.
<b>Joe Sacco</b> 1997-98–1998-99	RW	•	Acquired with Mark Janssens and J.J. Daigneault from Anaheim in exchange for Travis Green, Doug Houda and Tony Tuzzolino on February 6, 1998. Became a free agent in July, 1999.

IN THE PAST

<b>Tommy Salo</b> 1994-95–1998-99	G	•	Selected in the fifth round, 118th overall, of the 1993 NHL Entry Draft. Traded to Edmonton in exchange for Mats Lindgren and the Oilers' 1999 eighth round draft pick (Radek Martinek) on March 20, 1999.
<b>Dave Salvian</b> 1976-77–1977-78	RW	•	Selected in the second round, 29th overall, of the 1975 NHL Entry Draft. Became a free agent in July, 1978.
<b>Miroslav Satan</b> 2005-06–2007-08	RW	•	Signed as a free agent on August 3, 2005. Became a free agent on July 1, 2008.
<b>Dave Scatchard</b> 1999-00–2004-05	C	•	Acquired with Bill Muckalt and Kevin Weekes from Vancouver for Felix Potvin on December 19, 1999. Became a free agent in August 2005.
<b>Mathieu Schneider</b> 1994-95–1995-96	D	•	Acquired with Craig Darby and Kirk Muller from Montreal in exchange for Pierre Turgeon and Vladimir Malakhov on April 4, 1995. Traded with Wendel Clark and D.J. Smith to Toronto in exchange for Kenny Jonsson, Darby Hendrickson, Sean Haggerty and a 1997 first round draft pick on March 13, 1996.

STANLEY CUP PLAYOFFS

<b>Rob Schremp</b> 2009-10–2010-11	C	•	Claimed off waivers from Edmonton on September 29, 2009. Claimed off of waivers by Atlanta on February 28, 2011.
<b>Ray Schultz</b> 1997-98–2002-03	D	•	Signed as a free agent on June 17, 1997. Became a free agent in July, 2003.
<b>Scott Scissons</b> 1990-91–1993-94	C	•	Selected in the first round, 6th overall, of the 1990 NHL Entry Draft. Became a free agent in July 1995.
<b>Alexander Semak</b> 1995-96	C	•	Acquired from Tampa Bay for a 1997 fifth round choice on September 14, 1995. Claimed in the NHL Waiver Draft by Vancouver on September 30, 1996.
<b>Brent Severyn</b> 1994-95–1995-96	D	•	Acquired from Florida in exchange for a 1995 fourth round draft pick on March 3, 1995. Traded to Colorado in exchange for a 1997 third round draft pick on September 4, 1996.
<b>Mike Sillinger</b> 2006-07–2008-09	C	•	Signed as a free agent on July 2, 2006. Became a free agent on July 1, 2009.
<b>Jon Sim</b> 2007-08–2010-11	LW	•	Signed as a free agent on July 1, 2007. Placed on unconditional waivers on January 15, 2011.
<b>Chris Simon</b> 2006-07–2007-08	RW	•	Signed as a free agent on July 11, 2006. Traded to Minnesota in exchange for a 2008 sixth round draft selection on February 26, 2007.
<b>Jason Simon</b> 1993-94	RW	•	Signed as a free agent on January 5, 1994. Became a free agent in July, 1995.
<b>Shane Sims</b> 2010-11	D	•	Selected in the fifth round, 126th overall, of the 2006 NHL Entry Draft. Was not extended a qualifying offer and became a free agent in July 2011
<b>Brett Skinner</b> 2008-09	LW	•	Signed as a free agent on July 3, 2008. Became a free agent on July 1, 2009.
<b>Bill Smith</b> 1972-73–1988-89	G	•	Obtained from Los Angeles in 1972 NHL Expansion Draft. Retired on June 5, 1989.
<b>Brandon Smith</b> 2002-03–2003-04	D	•	Signed as a free agent on August 2, 2002. Became a free agent in July 2004.
<b>Ron Smith</b> 1972-73	D	•	Selected in the fourth round, 49th overall, of the 1972 NHL Entry Draft. Became a free agent in 1973.
<b>Trevor Smith</b> 2008-09-2009-10	C	•	Signed as a free agent on April 2, 2007. Became a free agent on July 1, 2010.
<b>Vern Smith</b> 1984-85	D	•	Selected in the third round, 42nd overall, of the 1982 NHL Entry Draft. Became a free agent in 1985.
<b>Wyatt Smith</b> 2005-06	C	•	Signed as a free agent on August 10, 2005. Became a free agent on July 1, 2006.
<b>Bryan Smolinski</b> 1996-97–1998-99	C	•	Acquired from Pittsburgh in exchange for Darius Kasparaitis and Andreas Johansson on November 17, 1996. Traded with Zigmund Palffy and Marcel Cousineau to Los Angeles in exchange for Olli Jokinen, Josh Green, Mathieu Biron and the Kings' 1999 first round draft pick (Taylor Pyatt) on June 20, 1999.

MEDIA INFORMATION

<b>Ryan Smyth</b> 2006-07	LW	•	Acquired from Edmonton in exchange for Robert Nilsson, Ryan O'Marra and a 2007 first round draft selection on February 27 2007. Became a free agent on July 1, 2007.
<b>Garth Snow</b> 2001-02–2005-06	G	•	Signed as a free agent on July 1, 2001. Retired on July 18, 2006.
<b>Tommy Soderstrom</b> 1994-95–1996-97	G	•	Acquired from Philadelphia in exchange for Ron Hextall and a 1994 sixth round draft choice on September 22, 1994. Became a free agent in July 1997.
<b>Brent Sopol</b> 2005-06	D	•	Acquired from Vancouver in exchange for a conditional 2006 draft pick on August 3, 2005. Traded with Mark Parrish to Los Angeles for Denis Grebeshkov and Jeff Tambellini on March 8, 2006.
<b>Brian Spencer</b> 1972-73–1973-74	LW	•	Obtained from Toronto in the 1972 NHL Expansion Draft. Traded to Buffalo in exchange for Doug Rombough on March 10, 1974.
<b>Matt Spiller</b> 2006-07	D	•	Signed as a free agent on July 3, 2007.

**ALL-TIME ROSTER (CONT.)**

2007-08			Became a free agent on July 1, 2008.
<b>Steve Staios</b>	D	•	Signed as a free agent on September 30, 2011.
2011-12			Retired at the conclusion of the 2011-12 season.
<b>Paul Stanton</b>	D	•	Acquired from Boston in exchange for future considerations on February 11, 1995.
1994-95			Became a free agent in July 1995.
<b>Mike Stapleton</b>	C	•	Signed as a free agent on July 3, 2000.
2000-01			Traded to Vancouver in exchange for a ninth round pick in the 2001 NHL Entry Draft.
<b>Mike Stevens</b>	LW	•	Signed as a free agent on August 10, 1988.
1988-89			Traded with Gilles Thibaudeau to Toronto in exchange for Derek Laxdal, Jack Capuano and Paul Gagne on December 20, 1989.
<b>Ralph Stewart</b>	C	•	Traded with Bob Cook from Detroit in exchange for Brian Lavender and Ken Murray on January 17, 1973.
1972-73–1975-76			Released in 1976.
<b>Ron Stewart</b>	RW	•	Purchased from Rangers on November 14, 1972.
1972-73			Released after 1972-73 season.
<b>Brian Strait</b>	D	•	Claimed off waivers from Pittsburgh on January 18, 2013
2012-13–			
<b>Martin Straka</b>	C	•	Acquired with Bryan Berard and Ken Belanger from Ottawa in a three team trade in exchange for Kirk Muller and Wade Redden on January 23, 1996.
1995-96			Claimed off waivers by Florida on March 15, 1996.
<b>Mark Streit</b>	D	•	Signed as a free agent on July 1, 2008.
2008-09–2012-13			Traded to Philadelphia in exchange for a fourth round selection in the 2014 NHL Draft and Shane Harper
<b>Ryan Strome</b>	C	•	Selected in the first round, fifth overall, of the 2011 NHL Draft.
2013-14–			
<b>Jason Strudwick</b>	D	•	Selected in the third round, 63rd overall, of the 1994 NHL Entry Draft.
1995-96–1997-98			Traded to Vancouver in exchange for Gino Odjick on March 23, 1998.
<b>Johan Sundstrom</b>	C	•	Selected in the second round, 50th overall, of the 2011 NHL Draft.
2013-14–			
<b>Brent Sutter</b>	C	•	Selected as 1st pick, 17th overall, in 1980 NHL Entry Draft.
1980-81–1991-92			Traded with Brad Lauer to Chicago in exchange for Adam Creighton and Steve Thomas on October 25, 1991.
<b>Duane Sutter</b>	RW	•	Selected in the first round, 17th overall, of the 1979 NHL Entry Draft.
1979-80–1986-87			Traded to Chicago in exchange for future considerations (Wayne Doucet) on September 4, 1987.
<b>Ron Sutter</b>	C	•	Acquired with Nordiques' 1994 first round draft choice (Brett Lindros) from Quebec in exchange for Uwe Krupp and Islanders' first round choice in 1994 (Wade Belak) on July 28, 1994.
1994-95			Became a free agent in July 1995.
<b>Andy Sutton</b>	D	•	Signed as a free agent on August 10, 2007.
2007-08–2009-10			Traded to Ottawa in exchange for a second round pick in the 2010 NHL Entry Draft on March 2, 2010
<b>Ken Sutton</b>	D	•	Signed as a free agent on July 5, 2001.
2001-02			Became a free agent on July 1, 2002.
<b>Bob Sweeney</b>	C	•	Claimed from Buffalo in the 1995 NHL Waiver Draft on October 2, 1995.
1995-96			Traded to Calgary in exchange for Pat Conacher and a 1997 sixth round draft selection on March 20, 1996.
<b>Jeff Tambellini</b>	LW	•	Acquired with Denis Grebeshkov from Los Angeles in exchange for Mark Parrish, Brent Sopel and a conditional draft selection in the 2006 NHL Entry Draft on March 8, 2006.
2005-06–2009-10			Became a free agent on July 1, 2010.
<b>Steve Tambellini</b>	C	•	Selected in the first round, 15th overall, of the 1978 NHL Entry Draft.
1978-79–1980-81			Traded with Glenn Resch to Colorado in exchange for Mike McEwen and Jari Kaarela on March 10, 1981.
<b>Dick Tarnstrom</b>	D	•	Selected in the 11th round, 272nd overall, of the 1994 NHL Entry Draft
2001-02			Claimed off waivers by Pittsburgh on August 6, 2002.
<b>John Tavares</b>	C	•	Selected as the No. 1 overall pick in the 2009 NHL Entry Draft.
2009-10–			
<b>Chris Taylor</b>	C	•	Selected in the second round, 27th overall, of the 1990 NHL Entry Draft.
1994-95–1996-97			Became a free agent in July 1997.
<b>Victor Teal</b>	RW	•	Signed after training camp tryout in 1972.
1973-74			Released in June, 1975.
<b>Chris Terreri</b>	G	•	Acquired with a ninth round draft pick from New Jersey in exchange for John Vanbiesbroeck on March 12, 2001.
2000-01			Became a free agent in July 2001.
<b>Gilles Thibaudeau</b>	C	•	Signed as a free agent in September, 1989.
1989-90			Traded with Mike Stevens to Toronto in exchange for Derek Laxdal, Jack Capuano and Paul Gagne on December 20, 1989.
<b>Steve Thomas</b>	RW	•	Acquired with Adam Creighton from Chicago in exchange for Brent Sutter and Brad Lauer on October 25, 1991.
1991-92–1994-95			Traded to New Jersey in a three team trade in exchange for Wendel Clark on October 3, 1995.
<b>Nate Thompson</b>	LW	•	Claimed off waivers from Boston on October 8, 2008.
2008-09–2009-10			Claimed off waivers by Tampa Bay on January 21, 2010.
<b>Milan Tichy</b>	D	•	Signed as a free agent on August 2, 1994.
1994-95–1995-96			Became a free agent in July 1996.
<b>Mattias Timander</b>	D	•	Acquired from Columbus for a 2002 fourth round draft pick on June 22, 2002
2002-03–2003-04			Traded to Philadelphia in exchange for a 2004 seventh round draft pick on January 22, 2004
<b>Jeff Toms</b>	LW	•	Signed as a free agent on July 27, 2000.
2000-01			Claimed off waivers by the NY Rangers on January 13, 2001.
<b>John Tonelli</b>	RW	•	Selected in the second round, 33rd overall, of the 1977 NHL Entry Draft.
1978-79–1985-86			Traded to Calgary in exchange for Steve Konroyd and Rich Kromm on March 11, 1986.
<b>Raffi Torres</b>	LW	•	Selected in the first round, fifth overall, of the 2000 NHL Entry Draft.
2001-02–2002-03			Traded with Brad Isbister to Edmonton in exchange for Janne Niinimaa and a second round

OPPONENTS

IN THE PAST

STANLEY CUP PLAYOFFS

MEDIA INFORMATION

**ALL-TIME ROSTER (CONT.)**

OPPONENTS

IN THE PAST

STANLEY CUP PLAYOFFS

MEDIA INFORMATION

<b>Graeme Townshend</b>	RW	•	pick in the 2003 NHL Entry Draft on March 11, 2003.
1991-92–1992-93			Signed as a free agent on September 3, 1991.
<b>Bryan Trottier</b>	C	•	Became a free agent in July 1993.
1975-76–1989-90			Selected in the second round, 22nd overall, of the 1974 NHL Amateur Draft.
<b>John Tucker</b>	C	•	Contract bought out by the Islanders on July 1, 1990.
1990-91			Traded by Buffalo in exchange for future considerations on January 21, 1991.
<b>Marco Tuomainen</b>	LW	•	Released following the 1990-91 season.
2001-02			Signed as a free agent on July 18, 2001.
<b>Pierre Turgeon</b>	C	•	Became a free agent in July 2002.
1992-93–1994-95			Acquired with Benoit Hogue, Dave McLlwain and Uwe Krupp from Buffalo in exchange for Pat LaFontaine, Randy Wood, Randy Hillier and future considerations on October 25, 1991.
			Traded with Vladimir Malakhov to Montreal in exchange for Kirk Muller, Mathieu Schneider and Craig Darby on April 4, 1995.
<b>Brad Turner</b>	D	•	Signed as a free agent in September 1990.
1991-92			Became a free agent in July 1993.
<b>David Ullstrom</b>	LW	•	Selected in the fourth round, 102nd overall, of the 2008 NHL Entry Draft.
2011-12–2012-13			Became a restricted free agent on July 5, 2013.
<b>Nick Vachon</b>	C	•	Acquired from Los Angeles in exchange for Chris Marinucci on November 18, 1996.
1996-97			Became a free agent in July 1997.
<b>Stephen Valiquette</b>	G	•	Signed as a free agent on August 17, 1998.
1999-00–2002-03			Became a free agent in July 2003.
<b>John Vanbiesbrouck</b>	G	•	Acquired from Philadelphia in exchange for a fourth round pick in the 2001 NHL Entry Draft on June 4, 2000.
2000-01			Traded to New Jersey in exchange for Chris Terreri and a ninth round pick in the 2001 NHL Entry Draft on March 12, 2001.
<b>Darren Van Impe</b>	D	•	Acquired from Florida in exchange for a 2003 fifth round pick on March 19, 2002.
2001-02			Became a free agent on July 1, 2002.
<b>Thomas Vanek</b>	LW	•	Acquired from Buffalo on October 27, 2013 in exchange for Matt Moulson, a first-round pick in the 2014 NHL Draft and second-round pick in 2015.
2013-14			Traded to Montreal on March 5, 2014 in exchange for a second-round pick in the 2014 NHL Draft and Sebastian Collberg.
<b>Josef Vasicek</b>	C	•	Signed as a free agent on August 14, 2007.
2007-08			Became a free agent on July 1, 2008.
<b>Andrey Vasilyev</b>	LW	•	Selected in the 11th round, 248th overall, of the 1992 NHL Entry Draft.
1994-95–1996-97			Became a free agent in July 1997.
<b>Dennis Vaske</b>	D	•	Selected in the second round, 38th overall, of the 1986 NHL Entry Draft.
1990-91–1997-98			Became a free agent in July 1998.
<b>Yvon Vautour</b>	RW	•	Selected in the sixth round, 104th overall, of the 1976 NHL Amateur Draft.
1979-80			Selected by Colorado in the 1980 NHL Waiver Draft.
<b>Lubomir Visnovsky</b>	D	•	Acquired from Anaheim in exchange for a second round pick in the 2013 NHL Draft on June 22, 2012.
2012-13–2014-15			Became a free agent on July 1, 2015
<b>David Volek</b>	LW/RW	•	Selected in the 10th round, 208th overall, of the 1984 NHL Entry Draft.
1988-89–1993-94			Retired in September 1994.
<b>Mick Vukota</b>	RW	•	Signed as a free agent on March 2, 1987.
1987-88–1996-97			Claimed on waivers by Tampa Bay on September 28, 1997.
<b>Tim Wallace</b>	RW	•	Signed as a free agent on July 21, 2011.
2011-12			Claimed on waivers by Tampa Bay on February 23, 2012.
<b>Mike Walsh</b>	LW	•	Signed as a free agent in August 1986.
1987-88–1988-89			Became a free agent in July 1989.
<b>Ben Walter</b>	C	•	Acquired with a 2009 second round draft selection from Boston in exchange for Petteri Nokelainen.
2007-08–2008-09			Traded to New Jersey in exchange for Tony Romano and future considerations on June 30, 2009.
<b>Mike Watt</b>	LW	•	Acquired from Edmonton in exchange for Eric Fichaud on June 18, 1998.
1998-99–1999-00			Claimed off waivers by Nashville on May 23, 2000.
<b>Steve Webb</b>	LW	•	Signed as a free agent on October 14, 1996.
1996-97–2002-03			Became a free agent in July 2003.
2003-04			Acquired from Pittsburgh in exchange for Alain Nasreddine on March 8, 2004.
			Became a free agent on July 1, 2004.
<b>Kevin Weekes</b>	G	•	Acquired with Bill Muckalt and Dave Scatchard from Vancouver in exchange for Felix Potvin on December 19, 1999.
1999-00			Traded with Kristian Kudroc and a second round pick in the 2001 NHL Entry Draft to Tampa Bay in exchange for a 1st round (Raffi Torres), 4th round and 7th round pick in the 2001 NHL Entry Draft.
<b>Steve Weeks</b>	G	•	Signed as a free agent on September 16, 1991.
1991-92			Traded to Los Angeles in exchange for a 1992 seventh round draft choice (Steve O'Rourke) on February 18, 1992.
<b>Doug Weight</b>	C	•	Signed as a free agent on July 2, 2008.
2008-09–2010-11			Retired on May 26, 2011 to become an Assistant Coach and Senior Advisor to the General Manager.
<b>Mattias Weinhandl</b>	RW	•	Selected in the third round, 78th overall, of the 1999 NHL Entry Draft.
2003-04–2005-06			Claimed off waivers by Minnesota on March 4, 2006.
<b>Ed Westfall</b>	RW	•	Obtained in 1972 NHL Expansion Draft.
1972-73–1978-79			Retired on May 8, 1979.
<b>Jason Widmer</b>	D	•	Selected in the eighth round, 176th overall, of the 1992 NHL Entry Draft.
1994-95–1995-96			Became a free agent in July 1996.
<b>Jason Wiemer</b>	C	•	Acquired from Florida in exchange for defensive prospect Branislav Mezei on July 2, 2002.
2002-03–2003-04			Claimed off waivers by Minnesota on November 13, 2003.
<b>Ty Wishart</b>	D	•	Acquired from Tampa Bay in exchange for Dwayne Roloson on Jan. 1, 2011.
2010-11–2012-13			Became a free agent on July 1, 2013.
<b>James Wisniewski</b>	D	•	Acquired from Anaheim in exchange for a conditional third round pick in the 2010 NHL Entry Draft on July 30, 2010.
2010-11			Traded to Montreal for a 2011 second round pick and a conditional 2012 fifth round pick on December 28, 2010

## ALL-TIME ROSTER (CONT.)

<b>Brendan Witt</b> 2006-07–2009-10	D	•	Signed as a free agent on July 3, 2006. Placed on waivers on July 25, 2010.
<b>Randy Wood</b> 1986-87–1991-92	C/LW	•	Signed as a free agent in September 1986. Traded with Pat LaFontaine, Randy Hillier and future considerations to Buffalo in exchange for Pierre Turgeon, Uwe Krupp, Benoit Hogue and Dave McLlwain October 25, 1991.
1996-97		•	Signed as a free agent on October 2, 1996. Became a free agent in July 1997.
<b>Alexei Yashin</b> 2001-02–2006-07	C	•	Acquired from Ottawa in exchange for Zdeno Chara, Bill Muckalt and a first round pick on June 23, 2001. Contract bought out on June 6, 2007.
<b>Mike York</b> 2005-06–2006-07	C/RW	•	Acquired with a 2006 conditional draft pick from Edmonton in exchange for Michael Peca on August 3, 2005. Traded to Philadelphia in exchange for Randy Robitaille and a 2008 fifth round draft selection on December 20, 2006.
<b>Richard Zednik</b> 2006-07	RW	•	Acquired from Washington in exchange for a 2007 second round draft selection on February 26, 2007. Became a free agent on July 1, 2007.
<b>Alexei Zhitnik</b> 2005-06–2006-07	D	•	Signed as a free agent on August 2, 2005. Traded to Philadelphia in exchange for Freddy Meyer IV and a 2008 third round draft selection on December 16, 2006.
<b>Harry Zolnierczyk</b> 2014-15	F	•	Signed as a free agent on July 2, 2014. Became a free agent on July 1, 2015.

OPPONENTS

IN THE PAST

STANLEY CUP PLAYOFFS

MEDIA INFORMATION

ALL-TIME NUMERICAL ROSTER

OPPONENTS

IN THE PAST

STANLEY CUP PLAYOFFS

MEDIA INFORMATION

**#1**  
Gerry Gray  
Glenn Resch  
Roland Melanson  
Jeff Hackett  
Steve Weeks  
Danny Lorenz  
Eric Fichaud  
Marcel Cousineau  
Roberto Luongo  
Rick DiPietro  
Mike Dunham  
Peter Mannino  
Mikko Koskinen

**#2**  
Gerry Hart  
Mike Hordy  
Mike McEwen  
Gord Dineen  
Dean Chynoweth  
Wayne McBean  
Chris Luongo  
Bob Beers  
Rich Pilon  
Branislav Mezei  
Mattias Timander  
Aaron Johnson  
Mark Streit  
Nick Leddy

**#3**  
Brian Lefley  
Jean Potvin  
Pat Price  
Tomas Jonsson  
Doug Crossman  
Jeff Finley  
Dean Chynoweth  
Bob Halkidis  
Kenny Jonsson  
Zdeno Chara  
Adrian Aucoin  
Brent Sopel  
Denis Grebeshkov  
Tom Poti  
Rob Davison  
Travis Hamonic

**#4**  
Jim Mair  
Jean Potvin  
Bob Lorimer  
Paul Boutilier  
Gerald Diduck  
Bill Berg  
Uwe Krupp  
Brent Severyn  
Bryan McCabe  
Eric Brewer  
Roman Hamrlik  
Joel Bouchard  
Bryan Berard  
Brett Skinner  
Mark Flood  
Mark Eaton  
Radek Martinek

**#5**  
Ken Murray  
Ron Smith  
Bob Nystrom  
Denis Potvin  
(Retired in honor of Denis Potvin Feb. 1, 1992)

**#6**  
Bill Mikkelson  
Bert Marshall  
Randy Johnston  
Ken Morrow  
Wayne McBean  
Chris Luongo  
Corey Foster  
Doug Houda  
David Harlock  
Jamie Heward  
Mathieu Biron  
Ken Sutton  
Brandon Smith  
Bruno Gervais  
Sean Hill  
Matt Spiller  
Ty Wishart  
Jesse Joensuu

**#7**  
Germain Gagnon  
Dave Fortier  
Stefan Persson  
Greg Gilbert  
Tom Fitzgerald  
Jeff Finley  
John Tucker  
Greg Parks  
Brad Turner  
Scott Lachance  
Dallas Eakins  
Ray Schultz  
Kevin Haller  
Trent Hunter  
Matt Carkner

**#8**  
Don Blackburn  
Garry Howatt  
Darcy Regier  
Kevin Devine  
Randy Boyd  
Patrick Flatley  
Jeff Norton  
Bob McGill  
Chris Luongo  
David Maley  
Gord Dineen  
Mike Donnelly  
Steve Webb  
Eric Brewer  
Dick Tarnstrom  
Tomi Pettinen  
Bruno Gervais  
Griffin Reinhart

**#9**  
Brian Spencer  
Clark Gillies  
David Chyzowski  
Kirk Muller  
(Retired in honor of Clark Gillies Dec. 7, 1996)

**#10**  
Lorne Henning  
Alan Kerr  
Brad Lauer  
Dave McLlwain  
Claude Loiselle  
Kip Miller  
Craig Darby  
Danton Cole  
Micah Aivazoff  
Randy Wood  
Corey Foster  
Joe Sacco  
Jason Dawe  
Mats Lindgren  
Eric Manlow  
Sean Bergenheim  
Richard Park  
Mike Mottau  
Keith Aucoin

**#11**  
Dave Hudson  
Bill MacMillan  
Wayne Merrick  
Roger Kortko  
Randy Wood  
Adam Creighton  
Darius Kasparaitis  
Randy Wood  
Sean Haggerty  
Kevin Miller  
Craig Janney  
Niklas Andersson  
Jason Krog  
Bill Muckalt  
Kip Miller  
Mattias Weinhandl  
Andy Hilbert  
Nate Thompson  
Brian Rolston  
Lubomir Visnovsky

**#12**  
Terry Crisp  
Ernie Hicke  
Jean Paul Parise  
Richie Hansen  
Duane Sutter  
Brent Sutter  
Todd McLellan  
Todd Okerlund  
Richard Kromm  
Mick Vukota  
Mark Janssens  
Mike Watt  
Oleg Kvasha  
Chris Simon  
Josh Bailey

**#13**  
Claude Lapointe  
Bill Guerin  
Rob Schremp  
Colin McDonald

**#14**  
Brian Marchinko  
Bob Bourne  
Randy Boyd  
Tom Fitzgerald  
Scott Scissons  
Joe Day  
Ron Sutter  
Andrey Vasilyev  
Danton Cole  
Chris Taylor  
Derek Armstrong  
Tom Chorske  
Joe Sacco  
Chris Ferraro  
Jason Blake  
Mike Stapleton  
Alexander Khoritinov  
Chris Campoli  
Trevor Gillies  
Thomas Hickey

**#15**  
Bill Harris  
Brad Dalgarno  
Bryan Smolinski  
Jason Dawe  
Tom Chorske  
Ted Donato  
Brad Isbister  
Jeff Tambellini  
PA Parenteau  
Cal Clutterbuck

**#16**  
Brian Lavender  
Ralph Stewart  
Dave Salvian  
Michel Bergeron  
Richie Hansen  
Steve Tambellini  
Mike McEwen  
Pat LaFontaine  
Brian Mullen  
Zigmund Palffy  
Daniel Lacroix  
Vladimir Orszagh  
Craig Berube  
Raffi Torres  
Justin Papineau  
Justin Mapletoft  
Michael York  
Jon Sim  
Marty Reasoner  
Peter Regin  
Harry Zolnierczyk

**#17**  
Tom Miller  
Jude Drouin  
Garth MacGuigan  
Alex McKendry  
Neal Coulter  
Greg Gilbert  
Brad Dalgarno  
Chris Pryor  
Rod Dallman  
Paul Gagne  
Craig Ludwig  
Bill Berg  
Daniel Marois  
Steve Junker  
David Maley  
Yan Kaminsky  
Chris Marinucci  
Wendel Clark  
Darby Hendrickson  
Sergei Nemchinov  
Tony Hrkac  
Ted Drury  
Taylor Pyatt  
Shawn Bates  
Thomas Pock  
Matt Martin

**#18**  
Ed Westfall  
Rob DiMaio  
Marty McInnis  
Mike Hough  
Tim Connolly  
Jim Cummins  
Jeff Hamilton  
Mike Sillinger  
Micheal Haley  
Ryan Strome

**#19**  
Craig Cameron  
Bryan Trottier  
(Retired in honor of Bryan Trottier Oct. 20, 2001)

**#20**  
Bob Nystrom  
Rich Grenier  
Dave Pulkkinen  
Doug Rombough  
Yvon Vautour  
Mats Hallin  
Alex McKendry  
Dale Henry  
Greg Parks  
Ray Ferraro  
Bryan Smolinski  
Bob Sweeney  
Jamie Rivers  
Steve Webb  
Eric Manlow  
Richard Zednik  
Sean Bergenheim  
James Wisniewski  
Evgeni Nabokov

**#21**  
Arnie Brown  
Dave Pulkkinen  
Ron Smith  
Andre St. Laurent  
Mike Kaszycki  
Butch Goring  
Brent Sutter  
Dan Plante  
Rick Green  
Nick Vachon  
Robert Reichel  
Mariusz Czerkawski  
Trent Hunter  
Robert Nilsson  
Deron Quint  
Kyle Okposo

**#22**  
Ron Smith  
Bob Cook  
Victor Teal  
Mike Bossy  
(Retired in honor of Mike Bossy March 3, 1992)

**#23**  
Garry Howatt  
Bob Nystrom  
Randy Hillier  
Rick Green  
Vladimir Malakhov  
(Retired in honor of Bob Nystrom April 1, 1995)

**#24**  
Ron Stewart  
Bill MacMillan  
Walt Ledingham  
Mike Kaszycki  
Gord Lane  
Mikko Makela  
Ken Baumgartner  
Daniel Marois  
Richard Kromm  
Greg Parks  
Keith Acton  
Troy Loney  
Brent Severyn  
Dave Archibald  
Paul Kruse  
Gino Odjick  
Johan Davidsson  
Mark Lawrence  
Radek Martinek  
Steve Staios  
Brad Boyes  
Kevin Czuczman

**ALL-TIME NUMERICAL ROSTER (CONT.)**

**#25**

Neil Nicholson  
 Dave Lewis  
 Bill Carroll  
 Ron Handy  
 Ari Haanpaa  
 David Volek  
 Chris Taylor  
 Paul Stanton  
 Pat Conacher  
 Chris Taylor  
 Mariusz Czerkawski  
 Josh Green  
 Juraj Kolnik  
 Randy Robitaille  
 Alexander Karpovtsev  
 Brad Lukowich  
 Viktor Kozlov  
 Andy Sutton  
 Nino Niederreiter

**#26**

Dave Langevin  
 Patrick Flatley  
 Jeff Toms  
 Justin Mapletoft  
 Justin Papineau  
 Rob Collins  
 Ruslan Fedotenko  
 Joe Callahan  
 Matt Moulson  
 Thomas Vanek  
 Tyler Kennedy

**#27**

John Tonelli  
 Derek King  
 Mark Parrish  
 Michael Peca  
 Jeremy Colliton  
 Randy Robitaille  
 Darryl Bootland  
 Matt Keith  
 Milan Jurcina  
 Anders Lee

**#28**

Anders Kallur  
 Mark Hamway  
 Bob Bassen  
 Wayne McBean  
 Don Maloney  
 Paul Guay  
 Tom Kurvers  
 Chris Taylor  
 Alexander Semak  
 Jim Dowd  
 Dennis Vaske  
 Felix Potvin  
 Jason Krog  
 Gary Galley  
 Jason Krog  
 Darren Van Impe  
 Jason Wiemer  
 Wyatt Smith  
 Tim Jackman  
 Zenon Konopka  
 Johan Sundstrom

**#29**

Hector Marini  
 Ken Leiter  
 Gerald Diduck  
 Mark Fitzpatrick  
 Joe Reekie  
 Jamie McLennan  
 Kenny Jonsson  
 Petteri Nokelainen  
 Ben Walter  
 Jamie Doornbosch  
 Jay Pandolfo  
 Brock Nelson

**#30**

Gerry Desjardins  
 Richard Brodeur  
 Goran Hogosta  
 Roland Melanson  
 Kelly Hrudey  
 Mark Fitzpatrick  
 Tommy Soderstrom  
 Wade Flaherty  
 Chris Terreri  
 Garth Snow  
 Dwayne Roloson  
 Chad Johnson  
 Michal Neuvirth

**#31**

Bill Smith  
 (Retired in honor of Bill Smith  
 Feb. 21, 1993)

**#32**

Bruce Affleck  
 Dale Henry  
 Brad Lauer  
 Richard Kromm  
 Steve Thomas  
 Grigori Panteleev  
 Niklas Andersson  
 Trevor Linden  
 Jorgen Jonsson  
 Petr Mika  
 Aris Brimanis  
 Alan Letang  
 Brendan Witt

**#33**

Neil Hawryliw  
 Kevin Devine  
 Marc Bergevin  
 Steve Konroyd  
 Ray Ferraro  
 Dennis Vaske  
 Benoit Hogue  
 Milan Tichy  
 Ken Belanger  
 Eric Cairns  
 Eric Boguniecki

**#34**

Garth MacGuigan  
 Gord Dineen  
 Ken Leiter  
 Brian Curran  
 Chris Pryor  
 Rob DiMaio  
 Danny Lorenz  
 Graeme Townshend  
 Iain Fraser  
 Brent Grieve  
 Dan Plante  
 Milan Tichy  
 Yan Kaminsky  
 Micah Aivazoff  
 Jason Herter  
 Jason Widmer  
 Andrey Vasilyev  
 Jarrett Deuling  
 Bryan Berard  
 Mathieu Biron  
 John Vanbiesbrouck  
 Steve Valiquette  
 Wade Dubielewicz  
 Yann Danis

**#35**

Richard Kromm  
 Reed Larson  
 Chris Pryor  
 Glenn Healy  
 Tom Draper  
 Tommy Salo  
 Stephen Valiquette  
 Chris Osgood  
 Joey MacDonald  
 Al Montoya

**#36**

Glenn Johannssen  
 Neal Coulter  
 Rod Dallman  
 Gary Nylund  
 Jason Widmer  
 Andrey Vasilyev  
 Bob Halkidis  
 Jason Strudwick  
 Micah Aivazoff  
 Jarrett Deuling  
 Dane Jackson  
 J.J. Daigneault  
 Ted Crowley  
 Ray Schultz  
 Niklas Andersson  
 Evgeny Korolev  
 Mike Iggulden  
 Travis Hamonic  
 Tim Wallace  
 Eric Boulton

**#37**

Jeff Finley  
 Danny Lorenz  
 Richard Kromm  
 Dennis Vaske  
 Jeff Libby  
 Dmitri Nabokov  
 Steve Martins  
 Mark Parrish  
 Kip Brennan  
 Dean McAmmond  
 Jeremy Colliton  
 Brian Strait

**#38**

Mick Vukota  
 Gilles Thibaudeau  
 Derek Laxdal  
 Marty McInnis  
 Graeme Townshend  
 Scott Scissons  
 Jason Simon  
 Derek Armstrong  
 Andrey Vasilyev  
 Andreas Johansson  
 Barry Richter  
 Dave Scatchard  
 Allan Rourke  
 Jack Hillen

**#39**

Todd McLellan  
 Marc Bergevin  
 Mike Walsh  
 Hubie McDonough  
 Travis Green  
 Dean Malkoc  
 Scott Pearson  
 Sean Haggerty  
 Ray Schultz  
 Robert Petrovicky  
 Rick DiPietro

**#40**

Raimo Helminen  
 Brad Dalgarno  
 George Maneluk  
 Matt Koalska  
 Joel Rechlicz  
 Michael Grabner

**#41**

Ray Giroux  
 Derek Bekar  
 David Ullstrom  
 Jaroslav Halak

**#42**

Shawn Byram  
 Andrey Vasilyev  
 Dan Plante  
 Dylan Reese  
 Scott Mayfield

**#43**

Martin Straka  
 Mike MacWilliam  
 Chris Taylor  
 Jason Strudwick  
 Mikael Andersson  
 Trent Hunter  
 Ryan Caldwell  
 Andrew MacDonald  
 Martin Biron  
 Mike Halmo

**#44**

Ken Leiter  
 Rod Dallman  
 Jari Gronstrand  
 Todd Bertuzzi  
 Jason Dawe  
 Mark Lawrence  
 Jesse Belanger  
 Sven Butenschon  
 Janne Niinimaa  
 John Erskine  
 Freddy Meyer IV  
 Rob Schremp  
 Calvin de Haan

**#45**

Vern Smith  
 Dale Kushner  
 Danny Lorenz  
 Marko Kiprusoff  
 Arron Asham  
 Nate Thompson  
 Anders Nilsson

**#46**

Scott Howson  
 Dale Kushner  
 Jason Holland  
 Marco Tuomainen  
 Matt Martin  
 Matt Donovan

**#47**

Rich Pilon  
 Dick Tarnstrom  
 Marc-Andre Bergeron  
 Andrew MacDonald

**#48**

Claude Lapointe  
 Warren Luhning  
 Steve Regier  
 Anton Klementyev  
 Kael Mouillierat

**#49**

Vladimir Orszagh  
 Robert Petrovicky  
 Eric Godard  
 Drew Fata  
 Mitch Fritz  
 Rhett Rakhshani  
 Justin Johnson

**#50**

Scott Scissons

**#51**

Anders Myrvold  
 Dave Roche  
 Frans Nielsen

**#52**

Mark Lawrence  
 Sven Butenschon  
 Nathan Lawson  
 Joe Finley

**#53**

Mike Walsh  
 Tom Fitzgerald  
 Zdeno Chara  
 Casey Cizikas

**#54**

Kip Miller  
 Rob Collins  
 Kurtis McLean

**#55**

Mike Stevens  
 Felix Potvin  
 Vladimir Chebaturkin  
 Jason Blake  
 Matt Campanale  
 Shane Sims  
 Mike Mottau  
 Aaron Ness  
 Johnny Boychuk

**#56**

Marcel Cousineau  
 Ian Herbers  
 Jason Podollan  
 Dustin Kohn  
 John Persson

**#57**

Mark Hamway  
 Shawn Evans  
 Blake Comeau

**#58**

Bill Berg  
 John Namestnikov  
 Aris Brimanis  
 Masi Marjamaki  
 Jesse Joensuu

**#59**

Tom Fitzgerald  
 Alain Nasreddine  
 Micheal Haley  
 Brett Gallant

**#60**

Ray Schultz  
 Kevin Poulin

**#62**

Steve Webb  
 Olli Jokinen  
 Kevin Colley  
 Jamie Fraser  
 Greg Mauldin

OPPONENTS

IN THE PAST

STANLEY CUP PLAYOFFS

MEDIA INFORMATION



## ALL-TIME NUMERICAL ROSTER (CONT.)

OPPONENTS

### #63

Cole Jarrett  
Josef Vasicek

### #64

Sven Butenschon

### #67

Mike Kennedy  
Sean Bentivoglio

### #68

Zigmund Palffy

IN THE PAST

### #71

Dennis Vaske  
Mark Katic

### #72

Ron Hextall  
Mathieu Schneider  
Jeremy Colliton

STANLEY CUP PLAYOFFS

### #75

Brett Lindros

### #77

Pierre Turgeon  
Cliff Ronning  
Alexei Zhitnik  
Trevor Smith

### #79

Alexei Yashin

MEDIA INFORMATION

### #80

Kevin Weekes

### #81

Miroslav Satan  
Justin DiBenedetto

### #82

Martin Straka

### #84

Mikhail Grabovski

### #86

Nikolay Kulemin

### #89

David Chyzowski  
Mike Comrie  
Cory Conacher

### #91

Butch Goring  
John Tavares

### #92

Vladimir Malakhov

### #93

Doug Weight

### #94

Ryan Smyth

### #96

Pierre-Marc Bouchard

RETIRED NUMBERS



**DENIS POTVIN**  
FEBRUARY 1, 1992




**MIKE BOSSY**  
MARCH 3, 1992



**BILLY SMITH**  
FEBRUARY 20, 1993



**BOBBY NYSTROM**  
APRIL 1, 1995




**CLARK GILLIES**  
DECEMBER 7, 1996




**BRYAN TROTTIER**  
OCTOBER 20, 2001



**BILL TORREY**  
JANUARY 13, 2001



**AL ARBOUR**  
JANUARY 25, 1997



**ARBOUR/1500**  
NOVEMBER 3, 2007

OPPONENTS

IN THE PAST

STANLEY CUP PLAYOFFS

MEDIA INFORMATION




OPPOSITIONS

**IN THE PAST**

STANLEY CUP PLAYOFFS

MEDIA INFORMATION

# STANLEY CUP PLAYOFFS



TRADITION'S  
NEW HOME

## NEW YORK ISLANDERS ALL-TIME STANLEY CUP SERIES

SEASON	OPPONENT	ROUND	W	L	WINNER
1972-73	DID NOT QUALIFY				
1973-74	DID NOT QUALIFY				
1974-75	NY Rangers	PRE	2	1	ISLANDERS
	Pittsburgh	QF	4	3	ISLANDERS
	Philadelphia	SF	3	4	Philadelphia
1975-76	Vancouver	PRE	2	0	ISLANDERS
	Buffalo	QF	4	2	ISLANDERS
	Montreal	SF	1	4	Montreal
1976-77	Chicago	PRE	2	0	ISLANDERS
	Buffalo	QF	4	0	ISLANDERS
	Montreal	SF	2	4	Montreal
1977-78	Toronto	QF	3	4	Toronto
1978-79	Chicago	QF	4	0	ISLANDERS
	NY Rangers	SF	2	4	NY Rangers
1979-80	Los Angeles	PRE	3	1	ISLANDERS
	Boston	QF	4	1	ISLANDERS
	Buffalo	SF	4	2	ISLANDERS
	Philadelphia	F	4	2	ISLANDERS
1980-81	Toronto	PRE	3	0	ISLANDERS
	Edmonton	QF	4	2	ISLANDERS
	NY Rangers	SF	4	0	ISLANDERS
	Minnesota	F	4	1	ISLANDERS
1981-82	Pittsburgh	PDSF	3	2	ISLANDERS
	NY Rangers	PDF	4	2	ISLANDERS
	Quebec	WCF	4	0	ISLANDERS
	Vancouver	F	4	0	ISLANDERS
1982-83	Washington	PDSF	3	1	ISLANDERS
	NY Rangers	PDF	4	2	ISLANDERS
	Boston	WCF	4	2	ISLANDERS
	Edmonton	F	4	0	ISLANDERS
1983-84	NY Rangers	PDSF	3	2	ISLANDERS
	Washington	PDF	4	1	ISLANDERS
	Montreal	WCF	4	2	ISLANDERS
	Edmonton	F	1	4	Edmonton
1984-85	Washington	PDSF	3	2	ISLANDERS
	Philadelphia	PDF	1	4	Philadelphia
1985-86	Washington	PDSF	0	3	Washington
1986-87	Washington	PDSF	4	3	ISLANDERS
	Philadelphia	PDF	3	4	Philadelphia
1987-88	New Jersey	PDSF	2	4	New Jersey
1988-89	DID NOT QUALIFY				
1989-90	NY Rangers	PDSF	1	4	NY Rangers
1990-91	DID NOT QUALIFY				
1991-92	DID NOT QUALIFY				
1992-93	Washington	PDSF	4	2	ISLANDERS
	Pittsburgh	PDF	4	3	ISLANDERS
	Montreal	WCF	1	4	Montreal
1993-94	NY Rangers	ECQF	0	4	NY Rangers
1994-95	DID NOT QUALIFY				
1995-96	DID NOT QUALIFY				
1996-97	DID NOT QUALIFY				
1997-98	DID NOT QUALIFY				
1998-99	DID NOT QUALIFY				
1999-00	DID NOT QUALIFY				
2000-01	DID NOT QUALIFY				
2001-02	Toronto	ECQF	3	4	Toronto
2002-03	Ottawa	ECQF	1	4	Ottawa
2003-04	Tampa Bay	ECQF	1	4	Tampa Bay
2004-05	NO NHL SEASON	LOCKOUT			
2005-06	DID NOT QUALIFY				
2006-07	Buffalo	ECQF	1	4	Buffalo
2007-08	DID NOT QUALIFY				
2008-09	DID NOT QUALIFY				
2009-10	DID NOT QUALIFY				
2010-11	DID NOT QUALIFY				
2011-12	DID NOT QUALIFY				
2012-13	Pittsburgh	ECQF	2	4	Pittsburgh
2013-14	DID NOT QUALIFY				
2014-15	Washington	First Round	3	4	Washington

## NYI PLAYOFF RECORD VS. NHL

OVERALL	GP	W	L	GF	GA
Boston Bruins	11	8	3	49	35
Buffalo Sabres	21	13	8	70	62
Chicago Blackhawks	6	6	0	21	6
Edmonton Oilers	15	9	6	58	47
Los Angeles Kings	4	3	1	21	10
Minnesota North Stars	5	4	1	26	16
Montreal Canadiens	22	8	14	55	64
New Jersey Devils	6	2	4	18	23
New York Rangers	39	20	19	129	132
Ottawa Senators	5	1	4	7	13
Philadelphia Flyers	25	11	14	69	83
Pittsburgh Penguins	25	13	12	84	83
Quebec Nordiques	4	4	0	18	9
Tampa Bay Lightning	5	1	4	5	12
Toronto Maple Leafs	17	9	8	54	42
Vancouver Canucks	6	6	0	26	14
Washington Capitals	37	21	16	114	104
<b>TOTALS</b>	<b>253</b>	<b>139</b>	<b>114</b>	<b>824</b>	<b>755</b>

HOME	GP	W	L	GF	GA
Boston Bruins	5	4	1	31	17
Buffalo Sabres	10	7	3	40	31
Chicago Blackhawks	4	4	0	14	5
Edmonton Oilers	7	5	2	32	14
Los Angeles Kings	2	1	1	11	7
Minnesota North Stars	3	3	0	17	7
Montreal Canadiens	10	6	4	30	21
New Jersey Devils	3	1	2	8	10
New York Rangers	19	10	9	67	63
Ottawa Senators	2	0	2	3	6
Philadelphia Flyers	11	7	4	40	32
Pittsburgh Penguins	12	8	4	57	40
Quebec Nordiques	2	2	0	9	3
Tampa Bay Lightning	2	0	2	0	6
Toronto Maple Leafs	9	3	0	39	16
Vancouver Canucks	3	3	0	17	12
Washington Capitals	17	11	6	53	47
<b>TOTALS</b>	<b>121</b>	<b>80</b>	<b>41</b>	<b>468</b>	<b>337</b>

ROAD	GP	W	L	GF	GA
Boston Bruins	6	4	2	18	18
Buffalo Sabres	11	6	5	30	31
Chicago Blackhawks	2	2	0	7	1
Edmonton Oilers	8	4	4	26	33
Los Angeles Kings	2	2	0	10	3
Minnesota North Stars	2	1	1	9	9
Montreal Canadiens	12	2	10	25	43
New Jersey Devils	3	1	2	10	13
New York Rangers	20	10	10	62	69
Ottawa Senators	3	1	2	4	7
Philadelphia Flyers	14	4	10	29	51
Pittsburgh Penguins	13	5	8	27	43
Quebec Nordiques	2	2	0	9	6
Tampa Bay Lightning	3	1	2	5	6
Toronto Maple Leafs	8	1	7	16	26
Vancouver Canucks	3	3	0	9	2
Washington Capitals	20	10	10	61	57
<b>TOTALS</b>	<b>132</b>	<b>59</b>	<b>73</b>	<b>356</b>	<b>418</b>

**KEY**  
**ECQF** . . . Eastern Conference Quarter Finals    **PRE** . . . Preliminary Round  
**F** . . . Final Round    **QF** . . . Quarter Finals  
**PDF** . . . Patrick Division Finals    **SF** . . . Semi-Final Round  
**PDSF** . . . Patrick Division Semi-Finals    **WCF** . . . Wales Conference Finals

OPPONENTS

IN THE PAST

STANLEY CUP PLAYOFFS

MEDIA INFORMATION

## YEAR-BY-YEAR STANLEY CUP PLAYOFF RECORDS

SEASON	OVERALL					HOME			ROAD		
	GP	W	L	GF	GA	GP	W	L	GP	W	L
1974-75	17	9	8	47	50	7	4	3	10	5	5
1975-76	13	7	6	43	39	6	5	1	7	2	5
1976-77	12	8	4	36	32	7	5	2	5	3	2
1977-78	7	3	4	13	16	4	3	1	3	0	3
1978-79	10	6	4	27	21	5	3	2	5	3	2
1979-80	21	15	6	88	66	10	7	3	11	8	3
1980-81	18	15	3	97	48	10	9	1	8	6	2
1981-82	19	15	4	85	52	10	8	2	9	7	2
1982-83	20	15	5	94	53	10	9	1	10	6	4
1983-84	21	12	9	62	60	11	8	3	10	4	6
1984-85	10	4	6	25	28	4	3	1	6	1	5
1985-86	3	0	3	4	11	1	0	1	2	0	2
1986-87	14	7	7	35	42	6	2	4	8	5	3
1987-88	6	2	4	18	23	3	1	2	3	1	2
1989-90	5	1	4	13	22	2	1	1	3	0	3
1992-93	18	9	9	58	65	8	6	2	10	3	7
1993-94	4	0	4	3	22	2	0	2	2	0	2
2001-02	7	3	4	21	22	3	3	0	4	0	4
2002-03	5	1	4	7	13	2	0	2	3	1	2
2003-04	5	1	4	5	12	2	0	2	3	1	2
2006-07	5	1	4	11	17	2	0	2	3	1	2
2012-13	6	2	4	17	25	3	1	2	3	1	2
2015-16	7	3	4	15	16	3	2	1	4	1	3
<b>TOTALS</b>	<b>253</b>	<b>139</b>	<b>114</b>	<b>824</b>	<b>755</b>	<b>121</b>	<b>80</b>	<b>41</b>	<b>132</b>	<b>59</b>	<b>73</b>

ADV	POWER PLAY			ADV	PENALTY KILLING		
	PPG	PCTG	SHGA		PPG	PCTG	SHG
956	191	20.0	25	998	192	80.8	39



The 1974-75 Islanders celebrate the series-winning goal by J.P. Parise in O.T. vs the New York Rangers.

OPPONENTS

IN THE PAST

STANLEY CUP PLAYOFFS

MEDIA INFORMATION

## ROUND-BY-ROUND RESULTS

### 1975

#### PRELIMINARY ROUND vs. RANGERS

(Islanders win series 2-1)

APR. 8	NYI 3 at NYR 2	W
APR. 10	NYI 3 vs. NYR 8	L
APR. 11	NYI 4 at NYR 3	W OT

#### QUARTER-FINALS vs. PITTSBURGH

(Islanders win series 4-3)

APR. 13	NYI 4 at PIT 5	L
APR. 15	NYI 1 at PIT 3	L
APR. 17	NYI 4 vs. PIT 6	L
APR. 20	NYI 3 vs. PIT 1	W
APR. 22	NYI 4 at PIT 2	W
APR. 24	NYI 4 vs. PIT 1	W
APR. 26	NYI 1 at PIT 0	W

#### SEMI-FINALS vs. PHILADELPHIA

(Philadelphia wins series 4-3)

APR. 29	NYI 0 at PHI 4	L
MAY 1	NYI 4 at PHI 5	L OT
MAY 4	NYI 0 vs. PHI 1	L
MAY 7	NYI 4 vs. PHI 3	W OT
MAY 8	NYI 5 at PHI 1	W
MAY 11	NYI 2 vs. PHI 1	W
MAY 13	NYI 1 at PHI 4	L

### 1976

#### PRELIMINARY ROUND vs. VANCOUVER

(Islanders win series 2-0)

APR. 6	NYI 5 vs. VAN 3	W
APR. 8	NYI 3 at VAN 1	W

#### QUARTER-FINALS vs. BUFFALO

(Islanders win series 4-2)

APR. 11	NYI 3 at BUF 5	L
APR. 13	NYI 2 at BUF 3	L OT
APR. 15	NYI 5 vs. BUF 3	W
APR. 17	NYI 4 vs. BUF 2	W
APR. 20	NYI 4 at BUF 3	W
APR. 22	NYI 3 vs. BUF 2	W

#### SEMI-FINALS vs. MONTREAL

(Montreal wins series 4-1)

APR. 27	NYI 2 at MTL 3	L
APR. 29	NYI 3 at MTL 4	L
MAY 1	NYI 2 vs. MTL 3	L
MAY 4	NYI 5 vs. MTL 2	W
MAY 6	NYI 2 at MTL 5	L

### 1977

#### PRELIMINARY ROUND vs. CHICAGO

(Islanders win series 2-0)

APR. 5	NYI 5 vs. CHI 2	W
APR. 7	NYI 2 vs. CHI 1	W

#### QUARTER-FINALS vs. BUFFALO

(Islanders win series 4-0)

APR. 11	NYI 4 vs. BUF 2	W
APR. 13	NYI 4 vs. BUF 2	W
APR. 15	NYI 4 at BUF 3	W
APR. 17	NYI 4 at BUF 3	W

#### SEMI-FINALS vs. MONTREAL

(Montreal wins series 4-2)

APR. 23	NYI 3 at MTL 4	L
APR. 26	NYI 0 at MTL 3	L
APR. 28	NYI 5 vs. MTL 3	W
APR. 30	NYI 0 vs. MTL 4	L
MAY 3	NYI 4 at MTL 3	W OT
MAY 5	NYI 1 vs. MTL 2	L

### 1978

#### QUARTER-FINALS vs. TORONTO

(Toronto wins series 4-3)

APR. 17	NYI 4 vs. TOR 1	W
APR. 19	NYI 3 vs. TOR 2	W OT
APR. 21	NYI 0 at TOR 2	L
APR. 23	NYI 1 at TOR 3	L
APR. 25	NYI 2 vs. TOR 1	W OT
APR. 27	NYI 2 at TOR 5	L
APR. 29	NYI 1 vs. TOR 2	L OT

### 1979

#### QUARTER-FINALS vs. CHICAGO

(Islanders win series 4-0)

APR. 16	NYI 6 vs. CHI 2	W
APR. 18	NYI 1 vs. CHI 0	W OT
APR. 20	NYI 4 at CHI 0	W
APR. 22	NYI 3 at CHI 1	W

#### SEMI-FINALS vs. RANGERS

(Rangers win series 4-2)

APR. 26	NYI 1 vs. NYR 4	L
APR. 28	NYI 4 vs. NYR 3	W OT
MAY 1	NYI 1 at NYR 3	L
MAY 3	NYI 3 at NYR 2	W OT
MAY 5	NYI 3 vs. NYR 4	L
MAY 8	NYI 1 at NYR 2	L

### 1980

#### PRELIMINARY ROUND vs. LOS ANGELES

(Islanders win series 3-1)

APR. 8	NYI 8 vs. LA 1	W
APR. 9	NYI 3 vs. LA 6	L
APR. 11	NYI 4 at LA 3	W OT
APR. 12	NYI 6 at LA 0	W

#### QUARTER-FINALS vs. BOSTON

(Islanders win series 4-1)

APR. 16	NYI 2 at BOS 1	W OT
APR. 17	NYI 5 at BOS 4	W OT
APR. 19	NYI 5 vs. BOS 3	W
APR. 21	NYI 3 vs. BOS 4	L OT
APR. 22	NYI 4 at BOS 2	W

#### SEMI-FINALS vs. BUFFALO

(Islanders win series 4-2)

APR. 29	NYI 4 at BUF 1	W
MAY 1	NYI 2 at BUF 1	W 2OT
MAY 3	NYI 7 vs. BUF 4	W
MAY 6	NYI 4 vs. BUF 7	L
MAY 8	NYI 0 at BUF 2	L
MAY 10	NYI 5 vs. BUF 2	W

#### STANLEY CUP FINALS vs. PHILADELPHIA

(Islanders win series 4-2)

MAY 13	NYI 4 at PHI 3	W OT
MAY 15	NYI 3 at PHI 8	L
MAY 17	NYI 6 vs. PHI 2	W
MAY 19	NYI 5 vs. PHI 2	W
MAY 22	NYI 3 at PHI 6	L
MAY 24	NYI 5 vs. PHI 4	W OT

### 1981

#### PRELIMINARY ROUND vs. TORONTO

(Islanders win series 3-0)

APR. 8	NYI 9 vs. TOR 2	W
APR. 9	NYI 5 vs. TOR 1	W
APR. 11	NYI 6 at TOR 1	W

#### QUARTER-FINALS vs. EDMONTON

(Islanders win series 4-2)

APR. 16	NYI 8 vs. EDM 2	W
APR. 17	NYI 6 vs. EDM 3	W
APR. 19	NYI 2 at EDM 5	L
APR. 20	NYI 5 at EDM 4	W OT
APR. 22	NYI 3 vs. EDM 4	L
APR. 24	NYI 5 at EDM 2	W

#### SEMI-FINALS vs. RANGERS

(Islanders win series 4-0)

APR. 28	NYI 5 vs. NYR 2	W
APR. 30	NYI 7 vs. NYR 3	W
MAY 2	NYI 5 at NYR 1	W
MAY 5	NYI 5 at NYR 2	W

#### STANLEY CUP FINALS vs. MINNESOTA

(Islanders win series 4-1)

MAY 12	NYI 6 vs. MIN 3	W
MAY 14	NYI 6 vs. MIN 3	W
MAY 17	NYI 7 at MIN 5	W
MAY 19	NYI 2 at MIN 4	L
MAY 21	NYI 5 vs. MIN 1	W

### 1982

#### PATRICK DIVISION SEMI-FINALS

vs. PITTSBURGH (Islanders win series 3-2)

APR. 7	NYI 8 vs. PIT 1	W
APR. 8	NYI 7 vs. PIT 2	W
APR. 10	NYI 1 at PIT 2	L OT
APR. 11	NYI 2 at PIT 5	L
APR. 13	NYI 4 vs. PIT 3	W OT

#### PATRICK DIVISION FINAL vs. RANGERS

(Islanders win series 4-2)

APR. 15	NYI 4 vs. NYR 5	L
APR. 16	NYI 7 vs. NYR 2	W
APR. 18	NYI 4 at NYR 3	W OT
APR. 19	NYI 5 at NYR 3	W
APR. 21	NYI 2 vs. NYR 4	L
APR. 23	NYI 5 at NYR 3	W

#### WALES CONFERENCE FINAL vs. QUEBEC

(Islanders win series 4-0)

APR. 27	NYI 4 vs. QUE 1	W
APR. 29	NYI 5 vs. QUE 2	W
MAY 1	NYI 5 at QUE 4	W OT
MAY 4	NYI 4 at QUE 2	W

#### STANLEY CUP FINALS vs. VANCOUVER

(Islanders win series 4-0)

MAY 8	NYI 6 vs. VAN 5	W OT
MAY 11	NYI 2 vs. VAN 4	W
MAY 13	NYI 3 at VAN 0	W
MAY 16	NYI 3 at VAN 1	W

### 1983

#### PATRICK DIVISION SEMI-FINALS

vs. WASHINGTON (Islanders win series 3-1)

APR. 6	NYI 5 vs. WSH 2	W
APR. 7	NYI 2 vs. WSH 4	L
APR. 9	NYI 6 at WSH 2	W
APR. 10	NYI 6 at WSH 3	W

#### PATRICK DIVISION FINAL vs. RANGERS

(Islanders win series 4-2)

APR. 14	NYI 4 vs. NYR 1	W
APR. 15	NYI 5 vs. NYR 0	W
APR. 17	NYI 6 at NYR 7	L
APR. 18	NYI 1 at NYR 3	L
APR. 20	NYI 7 vs. NYR 2	W
APR. 22	NYI 5 at NYR 2	W

#### WALES CONFERENCE FINAL vs. BOSTON

(Islanders win series 4-2)

APR. 26	NYI 5 at BOS 2	W
APR. 28	NYI 1 at BOS 4	L
APR. 30	NYI 7 vs. BOS 3	W
MAY 3	NYI 8 vs. BOS 3	W
MAY 5	NYI 1 at BOS 5	L
MAY 7	NYI 8 vs. BOS 4	W

#### STANLEY CUP FINAL vs. EDMONTON

(Islanders win series 4-0)

MAY 10	NYI 2 at EDM 0	W
MAY 12	NYI 6 at EDM 3	W
MAY 14	NYI 5 vs. EDM 1	W
MAY 17	NYI 4 vs. EDM 2	W

## ROUND-BY-ROUND RESULTS *continued*

### 1984

**PATRICK DIVISION SEMI-FINALS vs. RANGERS** (Islanders win series 3-2)

APR. 4	NYI 4 vs. NYR 1	W
APR. 5	NYI 0 vs. NYR 3	L
APR. 7	NYI 2 at NYR 7	L
APR. 8	NYI 4 at NYR 1	W
APR. 10	NYI 3 vs. NYR 2	W OT

**PATRICK DIVISION FINAL vs. WASHINGTON** (Islanders win series 4-1)

APR. 12	NYI 2 vs. WSH 3	L
APR. 13	NYI 5 vs. WSH 4	W OT
APR. 15	NYI 3 at WSH 1	W
APR. 16	NYI 5 at WSH 2	W
APR. 18	NYI 5 vs. WSH 3	W

**WALES CONFERENCE FINAL vs. MONTREAL** (Islanders win series 4-2)

APR. 24	NYI 0 at MTL 3	L
APR. 26	NYI 2 at MTL 4	L
APR. 28	NYI 5 vs. MTL 2	W
MAY 1	NYI 3 vs. MTL 1	W
MAY 3	NYI 3 at MTL 1	W
MAY 5	NYI 4 vs. MTL 1	W

**STANLEY CUP FINAL vs. EDMONTON** (Edmonton wins series 4-1)

MAY 10	NYI 0 vs. EDM 1	L
MAY 12	NYI 6 vs. EDM 1	W
MAY 15	NYI 2 at EDM 7	L
MAY 17	NYI 2 at EDM 7	L
MAY 19	NYI 2 at EDM 5	L

### 1985

**PATRICK DIVISION SEMI-FINALS vs. WASHINGTON** (Islanders win series 3-2)

APR. 10	NYI 3 at WSH 4	L OT
APR. 11	NYI 1 at WSH 2	L 2OT
APR. 13	NYI 2 vs. WSH 1	W
APR. 14	NYI 6 vs. WSH 4	W
APR. 16	NYI 2 at WSH 1	W

**PATRICK DIVISION FINAL vs. PHILADELPHIA** (Philadelphia wins series 4-1)

APR. 18	NYI 0 at PHI 3	L
APR. 21	NYI 2 at PHI 5	L
APR. 23	NYI 3 vs. PHI 5	L
APR. 25	NYI 6 vs. PHI 2	W
APR. 28	NYI 0 at PHI 1	L

### 1986

**PATRICK DIVISION SEMI-FINALS vs. WASHINGTON** (Washington wins series 3-0)

APR. 9	NYI 1 at WSH 3	L
APR. 10	NYI 2 at WSH 5	L
APR. 12	NYI 1 vs. WSH 3	L

### 1987

**PATRICK DIVISION SEMI-FINALS vs. WASHINGTON** (Islanders win series 4-3)

APR. 8	NYI 3 at WSH 4	L
APR. 9	NYI 3 at WSH 1	W
APR. 11	NYI 0 vs. WSH 2	L
APR. 12	NYI 1 vs. WSH 4	L
APR. 14	NYI 4 at WSH 2	W
APR. 16	NYI 5 vs. WSH 4	W
APR. 18	NYI 3 at WSH 2	W 4OT

**PATRICK DIVISION FINAL vs. PHILADELPHIA** (Philadelphia wins series 4-3)

APR. 20	NYI 2 at PHI 4	L
APR. 22	NYI 2 at PHI 1	W
APR. 24	NYI 1 vs. PHI 4	L
APR. 26	NYI 4 vs. PHI 6	L
APR. 28	NYI 2 at PHI 1	W
APR. 30	NYI 4 vs. PHI 2	W
MAY 2	NYI 1 at PHI 5	L

### 1988

**PATRICK DIVISION SEMI-FINALS vs. NEW JERSEY** (New Jersey wins series 4-2)

APR. 6	NYI 4 vs. NJ 3	W OT
APR. 7	NYI 2 vs. NJ 3	L
APR. 9	NYI 0 at NJ 3	L
APR. 10	NYI 5 at NJ 4	W OT
APR. 12	NYI 2 vs. NJ 4	L
APR. 14	NYI 5 at NJ 6	L

### 1990

**PATRICK DIVISION SEMI-FINALS vs. RANGERS** (Rangers win series 4-1)

APR. 5	NYI 1 at NYR 2	L
APR. 7	NYI 2 at NYR 5	L
APR. 9	NYI 4 vs. NYR 3	W 2OT
APR. 11	NYI 1 vs. NYR 6	L
APR. 13	NYI 5 at NYR 6	L

### 1993

**PATRICK DIVISION SEMI-FINALS vs. WASHINGTON** (Islanders win series 4-2)

APR. 18	NYI 1 at WSH 3	L
APR. 20	NYI 5 at WSH 4	W 2OT
APR. 22	NYI 4 vs. WSH 3	W OT
APR. 24	NYI 4 vs. WSH 3	W 2OT
APR. 26	NYI 4 at WSH 6	L
APR. 28	NYI 5 vs. WSH 3	W

**PATRICK DIVISION FINAL vs. PITTSBURGH** (Islanders win series 4-3)

MAY 2	NYI 3 at PIT 2	W
MAY 4	NYI 0 at PIT 3	L
MAY 6	NYI 1 vs. PIT 3	L
MAY 8	NYI 6 vs. PIT 5	W
MAY 10	NYI 3 at PIT 6	L
MAY 12	NYI 7 vs. PIT 5	W
MAY 14	NYI 4 at PIT 3	W OT

**WALES CONFERENCE FINAL vs. MONTREAL** (Montreal wins series 4-1)

MAY 16	NYI 1 at MTL 4	L
MAY 18	NYI 3 at MTL 4	L 2OT
MAY 20	NYI 1 vs. MTL 2	L OT
MAY 22	NYI 4 vs. MTL 1	W
MAY 24	NYI 2 at MTL 5	L

### 1994

**EASTERN CONFERENCE QUARTER-FINALS vs. RANGERS** (Rangers win series 4-0)

APR. 17	NYI 0 at NYR 6	L
APR. 18	NYI 0 at NYR 6	L
APR. 21	NYI 1 vs. NYR 5	L
APR. 24	NYI 2 vs. NYR 5	L

### 2002

**EASTERN CONFERENCE QUARTER-FINALS vs. TORONTO** (Toronto wins series 4-3)

APR. 18	NYI 1 at TOR 3	L
APR. 20	NYI 0 at TOR 2	L
APR. 23	NYI 6 vs. TOR 1	W
APR. 24	NYI 4 vs. TOR 3	W
APR. 26	NYI 3 at TOR 6	L
APR. 28	NYI 5 vs. TOR 3	W
APR. 30	NYI 2 at TOR 4	L

### 2003

**EASTERN CONFERENCE QUARTER-FINALS vs. OTTAWA** (Ottawa wins series 4-1)

APR. 9	NYI 3 at OTT 0	W
APR. 12	NYI 0 at OTT 3	L
APR. 14	NYI 2 vs. OTT 3	L OT
APR. 16	NYI 1 vs. OTT 3	L
APR. 17	NYI 1 at OTT 4	L

### 2004

**EASTERN CONFERENCE QUARTER-FINALS vs. TAMPA BAY** (Tampa Bay wins series 4-1)

APR. 8	NYI 0 at TBL 3	L
APR. 10	NYI 3 at TBL 0	W
APR. 12	NYI 0 vs. TBL 3	L
APR. 14	NYI 0 vs. TBL 3	L
APR. 16	NYI 2 at TBL 3	L OT

### 2007

**EASTERN CONFERENCE QUARTER-FINALS vs. BUFFALO** (Buffalo wins series 4-1)

APR. 12	NYI 1 at BUF 4	L
APR. 14	NYI 3 at BUF 2	W
APR. 16	NYI 2 vs. BUF 3	L
APR. 18	NYI 2 vs. BUF 4	L
APR. 20	NYI 3 at BUF 4	L

### 2013

**EASTERN CONFERENCE QUARTER-FINALS vs. Pittsburgh** (Pittsburgh wins series 4-2)

MAY 1	NYI 0 at PIT 5	L
MAY 3	NYI 4 at PIT 3	W
MAY 5	NYI 4 vs. PIT 5	L OT
MAY 7	NYI 6 vs. PIT 4	W
MAY 9	NYI 0 at PIT 4	L
MAY 11	NYI 3 vs. PIT 4	L OT

### 2015

**EASTERN CONFERENCE FIRST ROUND vs. Washington** (Washington wins series 4-3)

APR 15	NYI 4 at WAS 1	W
APR 17	NYI 3 at WAS 4	L
APR 19	NYI 2 vs. WAS 1	W OT
APR 21	NYI 1 vs. WAS 2	L OT
APR 23	NYI 1 at WAS 5	L
APR 25	NYI 3 vs. WAS 1	W
APR 27	NYI 1 at WAS 2	L

OPPONENTS

IN THE PAST

STANLEY CUP PLAYOFFS

MEDIA INFORMATION



## POSTSEASON LEADERS

OPPONENTS

	PLAYER	GOALS	PLAYER	ASSISTS	PLAYER	POINTS	PLAYER	PIM
1974-75	Parise	8	Drouin	12	Drouin	18	Howatt	59
1975-76	Drouin	6	Potvin	14	Potvin	19	Lewis	44
1976-77	Harris	7	Trottier	8	Harris	14	Howatt	28
1977-78	Nystrom	3	3 Players	3	Bourne	5	Howatt	62
1978-79	Bossy	6	Potvin	7	Potvin	11	Price	25
1979-80	Trottier	12	Trottier	17	Trottier	29	Lane	85
1980-81	Bossy	17	Bossy	18	Bossy	35	Trottier	34
			Trottier	18				
1981-82	Bossy	17	Trottier	23	Trottier	29	Lane	61
1982-83	Bossy	17	Bourne	20	Bourne	28	D. Sutter	43
1983-84	Gillies	12	Bossy	10	Gillies	19	Trottier	49
			B. Sutter	10				

IN THE PAST

1984-85	Bossy	5	Tonelli	8	Bossy	11	D. Sutter	47
1985-86	4 Players	1	Bossy	2	Bossy	3	Flatley	21
1986-87	Trottier	8	LaFontaine	7	Trottier	13	Curran	51
1987-88	LaFontaine	4	LaFontaine	5	LaFontaine	9	Diduck	42
1989-90	Flatley	3	Volek	4	B. Sutter	5	Baumgartner	27
					Volek	5		
1992-93	Ferraro	13	King	11	Ferraro	20	Pilon	50
1993-94	3 Players	1	6 Players	1	9 Players	1	Vukota	17
2001-02	K. Miller	4	Hamrlik	6	3 Players	7	Scatchard	22
2002-03	Yashin	2	3 Players	2	Yashin	4	Wiemer	23
2003-04	Blake	2	Niinimaa	2	Niinimaa	3	4 Players	6
			Parrish	2	Parrish	3		
2006-07	Hunter	3	Smyth	3	Smyth	4	Robitaille	8
			Poti	3			Zednik	8
2012-13	Tavares	3	5 Players	3	Tavares	5	Hamonic	23
	Okposo	3			Streit	5		
2014-15	6 Players	2	Leddy	5	Tavares	6	Clutterbuck	26

STANLEY CUP PLAYOFFS

	PLAYER	PPG	PLAYER	SHG	PLAYER	GWG	PLAYER	OTG
1974-75	Parise	4	Westfall	1	Westfall	2	Parise	1
			Potvin	1	Gillies	2	None	—
1975-76	Potvin	2	Henning	1	MacMillan	2	Harris	1
1976-77	Harris	2	Westfall	1	Gillies	4		
	Potvin	2						
1977-78	3 Players	1	None	—	Nystrom	2	Bossy	1
							Nystrom	1
1978-79	Bossy	2	Henning	1	6 Players	1	3 Players	1
1979-80	Bossy	6	Henning	3	Nystrom	3	Nystrom	2
1980-81	Bossy	9	3 Players	2	Bossy	3	Morrow	1
1981-82	Bossy	6	Carroll	2	Bossy	3	4 Players	1
					Gillies	3		
1982-83	Bossy	6	3 Players	1	Bossy	5	None	—
1983-84	Gillies	3	B. Sutter	1	Bossy	3	Kallur	1
			Kallur	1	B. Sutter	3	Morrow	1
1984-85	Bossy	2	None	—	B. Sutter	2	None	—
1985-86	LaFontaine	1	None	—	None	—	None	—
1986-87	Trottier	3	None	—	Trottier	2	LaFontaine	1
					LaFontaine	2		
1987-88	5 Players	1	3 Players	1	LaFontaine	1	LaFontaine	1
					B. Sutter	1	B. Sutter	1
1989-90	B. Sutter	2	None	—	B. Sutter	1	B. Sutter	1
	Flatley	2						
1992-93	Ferraro	4	Fitzgerald	2	Ferraro	2	Ferraro	2
			Hogue	2				
1993-94	Thomas	1	None	—	None	—	None	—
2001-02	3 Players	2	None	—	3 Players	1	None	—
2002-03	3 Players	1	None	—	Scatchard	1	None	—
2003-04	Niinimaa	1	None	—	Niinimaa	1	None	—
	Kvasha	1						
2006-07	Bergeron	1	None	—	Bergeron	1	None	—
	Sillinger	1						
2012-13	Moulson	1	Okposo	1	Okposo	1	None	—
	Streit	1			Tavares	1		
2014-15	None	—	None	—	3 Players	1	Tavares	1

MEDIA INFORMATION

## OVERTIME GOALS

### FOR: 30

DATE	PLAYER	ROUND	GAME	OPPONENT	SCORE	TIME
4/11/75	J.P. Parise	PRE	3*	at NY Rangers	4-3	0:11
5/7/75	Jude Drouin	SF	4	Philadelphia	4-3	1:53
5/3/77	Bill Harris	SF	5	at Montreal	4-3	3:58
4/19/78	Mike Bossy	QF	2	Toronto	3-2	2:50
4/25/78	Bob Nystrom	QF	5	Toronto	2-1	8:02
4/18/79	Mike Bossy	QF	2	Chicago	1-0	2:31
4/28/79	Denis Potvin	SF	2	NY Rangers	4-3	8:02
5/3/79	Bob Nystrom	SF	4	at NY Rangers	3-2	3:40
4/11/80	Ken Morrow	PRE	3	at Los Angeles	4-3	6:55
4/16/80	Clark Gillies	QF	1	at Boston	2-1	1:02
4/17/80	Bob Bourne	QF	2	at Boston	5-4	1:24
5/1/80	Bob Nystrom	SF	2	at Buffalo	2-1	21:20 (20T)
5/13/80	Denis Potvin	F	1	at Philadelphia	4-3	4:07
5/24/80	Bob Nystrom	F	6*	Philadelphia	5-4	7:11
4/20/81	Ken Morrow	QF	4	at Edmonton	5-4	5:41

### AGAINST: 14

DATE	PLAYER	ROUND	GAME	OPPONENT	SCORE	TIME
5/1/75	Bobby Clarke	SF	2	at Philadelphia	5-4	2:56
4/13/76	Danny Gare	QF	2	at Buffalo	3-2	14:04
4/29/78	Lanny McDonald	QF	7*	Toronto	2-1	4:13
4/21/80	Terry O'Reilly	QF	4	Boston	4-3	17:13
4/10/82	Rick Kehoe	PRE	3	at Pittsburgh	2-1	4:14
4/10/85	Alan Haworth	PDSF	1	at Washington	4-3	2:28
4/11/85	Mike Gartner	PDSF	2	at Washington	2-1	21:23 (20T)

## SHUTOUTS

### FOR: 9

DATE	GOALTENDER	OPPONENT	SCORE
4/26/75	Glenn Resch	at Pittsburgh	1-0
4/18/79	Bill Smith	Chicago	1-0
4/20/79	Glenn Resch	at Chicago	4-0
4/12/80	Bill Smith	at Los Angeles	6-0
5/13/82	Bill Smith	at Vancouver	3-0
4/15/83	Bill Smith	NY Rangers	5-0
5/10/83	Bill Smith	at Edmonton	2-0
4/9/03	Garth Snow	at Ottawa	3-0
4/10/04	Rick DiPietro	at Tampa Bay	3-0

### AGAINST: 23

DATE	GOALTENDER	OPPONENT	SCORE
4/29/75	Wayne Stephenson	at Philadelphia	4-0
5/4/75	Bernie Parent	Philadelphia	1-0
4/26/77	Ken Dryden	at Montreal	3-0
4/30/77	Ken Dryden	Montreal	4-0
4/21/78	Mike Palmateer	at Toronto	2-0
5/8/80	Bob Sauve	at Buffalo	2-0
4/5/84	Glen Hanlon	NY Rangers	3-0
4/24/84	Steve Penney	at Montreal	3-0
5/10/84	Grant Fuhr	Edmonton	1-0
4/18/85	Pelle Lindbergh	at Philadelphia	3-0
4/28/85	Pelle Lindbergh	at Philadelphia	1-0
4/11/87	Bob Mason	Washington	2-0
4/9/88	Sean Burke	at New Jersey	3-0
5/4/93	Tom Barrasso	at Pittsburgh	3-0
4/17/94	Mike Richter	at NY Rangers	6-0
4/18/94	Mike Richter	at NY Rangers	6-0
4/20/02	Curtis Joseph	at Toronto	2-0
4/12/03	Patrick Lalime	at Ottawa	3-0
4/8/04	Nikolai Khabibulin	at Tampa Bay	3-0
4/12/04	Nikolai Khabibulin	Tampa Bay	3-0
4/14/04	Nikolai Khabibulin	Tampa Bay	3-0
5/1/13	Marc-Andre Fleury	Pittsburgh	5-0
5/9/13	Tomas Vokoun	Pittsburgh	4-0

DATE	PLAYER	ROUND	GAME	OPPONENT	SCORE	TIME
4/13/82	John Tonelli	PRE	5*	Pittsburgh	4-3	6:19
4/18/82	Bryan Trottier	QF	3	at NY Rangers	4-3	3:00
5/1/82	Wayne Merrick	SF	3	at Quebec	5-4	16:52
5/16/82	Mike Bossy	F	1	Vancouver	6-5	19:58
4/10/84	Ken Morrow	PDSF	5*	NY Rangers	3-2	8:56
4/13/84	Anders Kallur	PDF	2	Washington	5-4	7:35
4/18/87	Pat LaFontaine	PDSF	7*	at Washington	3-2	68:47 (40T)
4/6/88	Pat LaFontaine	PDSF	1	New Jersey	4-3	6:11
4/10/88	Brent Sutter	PDSF	4	at New Jersey	5-4	15:07
4/9/90	Brent Sutter	PDSF	3	NY Rangers	4-3	20:59 (20T)
4/20/93	Brian Mullen	PDSF	2	at Washington	5-4	34:50 (20T)
5/12/93	Ray Ferraro	PDSF	3	Washington	4-3	4:46
4/24/93	Ray Ferraro	PDSF	4	Washington	4-3	25:40 (20T)
5/14/93	David Volek	PDF	7*	at Pittsburgh	4-3	5:16
4/19/15	John Tavares	1st Round 3		vs. Washington	2-1	0:15

DATE	PLAYER	ROUND	GAME	OPPONENT	SCORE	TIME
5/18/93	Stephan Lebeau	WCF	2	at Montreal	4-3	26:21 (20T)
5/20/93	Guy Carbonneau	WCF	3	Montreal	2-1	12:34
4/14/03	Todd White	ECQF	3	Ottawa	3-2	22:25 (20T)
4/16/04	Martin St. Louis	ECQF	5*	at Tampa Bay	3-2	4:07
5/5/13	Chris Kunitz	ECQF	3	vs. Pittsburgh	5-4	8:44
5/11/13	Brooks Orpik	ECQF	6*	vs. Pittsburgh	4-3	7:49
4/21/15	Niklas Backstrom	1st Round 4		vs. Washington	1-2	11:09

\*Decided Series

## HAT TRICKS

DATE	PLAYER	OPPONENT	GOALTENDER	SCORE
4/23/77	Bill Harris	at Montreal	Ken Dryden	3-4
4/16/79	Mike Bossy	Chicago	Tony Esposito	6-2
4/8/80	Bryan Trottier	Los Angeles	Doug Keans	8-1
4/9/81	Bryan Trottier	Toronto	Michel Larocque	5-1
4/17/81	Denis Potvin	Edmonton	Andy Moog	6-3
5/17/81	Butch Goring	at Minnesota	Gilles Meloche	7-5
5/8/82	Mike Bossy	Vancouver	Richard Brodeur	6-5
4/10/83	Mike Bossy	at Washington	Al Jensen (2)	6-3
			Pat Riggin (1)	
4/15/83	Duane Sutter	NY Rangers	Glen Hanlon	5-0
5/3/83	Mike Bossy	Boston	Pete Peeters	8-3
5/7/83	Mike Bossy(4)	Boston	Pete Peeters	8-4
5/12/84	Clark Gillies	Edmonton	Grant Fuhr	6-1
4/26/93	Ray Ferraro(4)	at Washington	Don Beaupre	4-6

## PENALTY SHOTS

### FOR: 3

DATE	PLAYER	OPPONENT	GOALTENDER	RESULT
4/9/83	Denis Potvin	at Washington	Pat Riggin	Failed
4/5/90	Randy Wood	at NY Rangers	Mike Richter	Failed
4/24/02	Shawn Bates	Toronto	Curtis Joseph	Scored

### AGAINST: 4

DATE	PLAYER	OPPONENT	GOALTENDER	RESULT
5/7/75	Bill Barber	Philadelphia	Glenn Resch	Failed
4/20/79	Mike Walton	at Chicago	Glenn Resch	Failed
5/1/84	Mats Naslund	Montreal	Bill Smith	Failed
4/14/85	Bob Carpenter	Washington	Bill Smith	Failed

OPPONENTS

IN THE PAST

STANLEY CUP PLAYOFFS

MEDIA INFORMATION

## TEAM PLAYOFF RECORDS

### YEAR

<b>Most Victories:</b> . . . . . 15 . . . . . (4 times) 1980, 81, 82, 83
<b>Most Goals:</b> . . . . . 97 . . . . . 1981
<b>Most Goals Against:</b> . . . . . 66 . . . . . 1980
<b>Most Assists:</b> . . . . . 155 . . . . . 1981
<b>Most Points:</b> . . . . . 252 . . . . . 1981
<b>Most Power Play Goals:</b> . . . . . 31 . . . . . 1981
<b>Most Shorthanded Goals:</b> . . . . . 9 . . . . . 1981
<b>Most Penalty Minutes:</b> . . . . . 550 . . . . . 1980
<b>Most Shutouts:</b> . . . . . 2 . . . . . (2 times) 1979, 1983
<b>Most Times Shutout:</b> . . . . . 3 . . . . . (2 times) 1984, 2004
<b>Longest Winning Streak:</b> . . . . . 9 . . . . . 1982
<b>Longest Losing Streak:</b> . . . . . 4 . . . . . (2 times) 1994, 2003

### SERIES

<b>Most Goals For:</b>	
<b>2-Game Series:</b> . . . . . 8	vs. Vancouver 1976 Prelims.
<b>3-Game Series:</b> . . . . . 20	vs. Toronto 1981 Prelims.
<b>4-Game Series:</b> . . . . . 22	vs. NY Rangers 1981 Semis
<b>5-Game Series:</b> . . . . . 26	vs. Minnesota 1981 Finals
<b>6-Game Series:</b> . . . . . 30	vs. Boston 1983 WCF
<b>7-Game Series:</b> . . . . . 24	vs. Pittsburgh 1993 PDF

<b>Most Goals Against:</b>	
<b>2-Game Series:</b> . . . . . 4	vs. Vancouver 1976 Prelims.
<b>3-Game Series:</b> . . . . . 13	vs. NY Rangers 1975 Prelims.
<b>4-Game Series:</b> . . . . . 22	vs. NY Rangers 1994 ECQF
<b>5-Game Series:</b> . . . . . 22	vs. NY Rangers 1990 PDSF
<b>6-Game Series:</b> . . . . . 25	vs. Philadelphia 1980 Finals
<b>7-Game Series:</b> . . . . . 27	vs. Pittsburgh 1993 PDF

<b>Most Goals, Both Clubs:</b>	
<b>2-Game Series:</b> . . . . . 12	vs. Vancouver (4) 1976 Prelims.
<b>3-Game Series:</b> . . . . . 24	vs. Toronto (4) 1981 Prelims.
<b>4-Game Series:</b> . . . . . 31	vs. Los Angeles (10) 1980 Prelims.
<b>5-Game Series:</b> . . . . . 42	vs. Minnesota (16) 1981 Finals
<b>6-Game Series:</b> . . . . . 51	(Twice) vs. Boston (21) 1983 WCF
	vs. Philadelphia (25) 1980 Finals
<b>7-Game Series:</b> . . . . . 51	vs. Pittsburgh (27) 1993 PDF

<b>Fewest Goals For:</b>	
<b>2-Game Series:</b> . . . . . 7	vs. Chicago 1977 Prelims.
<b>3-Game Series:</b> . . . . . 4	vs. Washington 1986 PDSF
<b>4-Game Series:</b> . . . . . 3	vs. NY Rangers 1994 ECQF
<b>5-Game Series:</b> . . . . . 5	vs. Tampa Bay 2004 ECQF
<b>6-Game Series:</b> . . . . . 13	(twice) vs. NY Rangers 1979 Semis
	vs. Montreal 1977 Semis
<b>7-Game Series:</b> . . . . . 13	vs. Toronto 1978 Quarters

<b>Fewest Goals Against:</b>	
<b>2-Game Series:</b> . . . . . 3	vs. Chicago 1977 Prelims.
<b>3-Game Series:</b> . . . . . 4	vs. Toronto 1981 Prelims.
<b>4-Game Series:</b> . . . . . 3	vs. Chicago 1979 Quarters
<b>5-Game Series:</b> . . . . . 12	(twice) vs. Washington 1985 PDSF
	vs. Tampa Bay 2004 ECQF
<b>6-Game Series:</b> . . . . . 12	vs. Montreal 1984 WCF
<b>7-Game Series:</b> . . . . . 16	vs. Toronto 1978 Quarters
	vs. Washington 2015 1st Round

<b>Most Power Play Goals:</b> . . . . . 15	vs. Philadelphia 1980 Finals
<b>Most Power Play Goals Against:</b> . . . . . 10	(twice) vs. NY Rangers 1990 PDSF
	vs. New Jersey 1988 Semis
<b>Most Power Play Goals, Both Clubs:</b> . . . . . **21	(twice) vs. Edmonton (8) 1981 Quarters
	vs. Philadelphia (6) 1980 Finals

<b>Fewest Power Play Goals:</b> . . . . . 0	vs. Washington (7) 2015 First Round
<b>Most Shorthanded Goals:</b> . . . . . 4	vs. Pittsburgh 1993 PDF
<b>Most Shorthanded Goals Against:</b> . . . . . 3	vs. New Jersey 1988 Semis
<b>Most Penalty Minutes:</b> . . . . . 252	vs. New Jersey 1988 Semis

<b>Most Penalty Minutes, Opposition:</b> . . . . . 237	vs. New Jersey 1988 Semis
<b>Most Shutouts:</b> . . . . . 2	vs. Chicago 1979 Quarters
<b>Most Times Shutout:</b> . . . . . 3	vs. Tampa Bay 2004 Quarters
<b>Most Overtime Games:</b> . . . . . 3	(Three times) vs. Washington 1993 PDSF
	vs. Boston 1980 Quarters / vs. Toronto 1978 Quarters

<b>Most Overtime Victories:</b> . . . . . 3	vs. Washington 1993 PDSF
<b>Most Consecutive Series Won:</b> . . . . . *19	1980 Prelims thru 1984 WCF

<b>GAME:</b>	
<b>Most Goals:</b> . . . . . 9	vs. Toronto, 4/8/81
<b>Most Goals Against:</b> . . . . . 8	at Philadelphia, 5/15/80;
	vs. NY Rangers, 4/10/75
<b>Most Goals, Both Clubs:</b> . . . . . 13	at NY Rangers (7), 4/17/83

<b>Most Power Play Goals:</b> . . . . . **5	vs. Philadelphia, 5/17/80
<b>Most Power Play Goals Against:</b> . . . . . 4	at New Jersey, 4/14/88;
	vs. Washington, 4/13/84
<b>Most Power Play Goals, Both Clubs:</b> . . . . . 6	vs. Edmonton (2), 4/17/81

<b>Most Shorthanded Goals:</b> . . . . . **3	at NY Rangers, 4/17/83
--	------------------------

<b>Most Shorthanded Goals, Both Clubs:</b> . . . . . **4	at NY Rangers, 4/17/83
<b>Most Penalty Minutes:</b> . . . . . 128	at Boston, 4/17/80

<b>Most Penalty Minutes, Opposition:</b> . . . . . 126	at Boston, 4/17/80
<b>Most Penalty Minutes, Both Clubs:</b> . . . . . 254	at Boston (126), 4/17/80

<b>Most Shots: (Excluding overtime)</b> . . . . . 47	vs. NY Rangers, 4/15/83;
	vs. Pittsburgh, 4/13/82;
	vs. Pittsburgh, 4/17/75
<b>Most Shots Against: (Excluding overtime)</b> . . . . . 48	at Buffalo, 4/15/77

<b>PERIOD</b>	
---------------	--

<b>Most Goals:</b> . . . . . 5	(3 times) vs. Boston, 5/3/83; at Toronto, 4/11/81;
	vs. Los Angeles, 4/8/80
<b>Most Goals Against:</b> . . . . . 4	(10 times) Most Recent: at NY Rangers, 4/18/94;
	at NY Rangers, 4/17/94

<b>Most Goals, Both Clubs:</b> . . . . . 8	vs. Pittsburgh (4), 5/8/93
<b>Most Power Play Goals:</b> . . . . . 3	vs. Edmonton, 4/17/81; at Philadelphia, 5/17/80
<b>Most Power Play Goals Against:</b> . . . . . 2	(20 times) Most Recent: vs. Pittsburgh, 5/5/13
<b>Most Power Play Goals, Both Clubs:</b> . . . . . 4	vs. Edmonton (1), 4/17/81

<b>Most Shorthanded Goals:</b> . . . . . **2	(Four times) at New Jersey, 4/14/88; at NY Rangers, 4/17/83;
	vs. Minnesota, 5/12/81; vs. Los Angeles, 4/8/80
<b>Most Shorthanded Goals Against:</b> . . . . . **2	at Philadelphia, 5/2/87; vs. Los Angeles, 4/9/80
<b>Most Penalty Minutes:</b> . . . . . 124	at Boston, 4/17/80

<b>Most Penalty Minutes, Opposition:</b> . . . . . 124	at Boston, 4/17/80
<b>Most Penalty Minutes, Both Clubs:</b> . . . . . *248	at Boston, 4/17/80
<b>Most Shots:</b> . . . . . 27	vs. Philadelphia, 4/23/85
<b>Most Shots Against:</b> . . . . . 22	at Buffalo, 4/15/77

<b>Fewest Shots:</b> . . . . . 2	vs. Washington, 4/13/85; vs. Washington, 4/13/84
<b>Fewest Shots Against:</b> . . . . . 2	vs. Boston, 5/3/83
<b>Fastest Goal, Start of Period:</b> . . . . . 0:09	(3rd Period) at Buffalo, 4/15/77 by Clark Gillies

<b>Fastest Two Goals:</b> . . . . . :0:14 (2X)	(twice) at Toronto, 4/23/02, S. Bates 4:07, D. Scatchard 4:21;
	at Philadelphia, 5/1/75, J.P. Parise 13:46, D. Potvin 14:00
<b>Fastest Two Goal, One Player, Start of Period:</b> . . . . . *0:35	at Edmonton, 5/18/84 by Pat Lafontaine

<b>* NHL Record</b>	
<b>** Ties NHL Record</b>	

OPPONENTS

IN THE PAST

STANLEY CUP PLAYOFFS

MEDIA INFORMATION

## INDIVIDUAL PLAYOFF RECORDS

### CAREER:

<b>Most Games Played:</b> . . . . .	<b>185</b>
Denis Potvin, 1975-88	
<b>Most Points:</b> . . . . .	<b>170</b>
Bryan Trottier, 1976-90	
<b>Most Goals:</b> . . . . .	<b>.85</b>
Mike Bossy, 1977-87	
<b>Most Assists:</b> . . . . .	<b>108</b>
Denis Potvin, 1975-88	
<b>Most Penalty Minutes:</b> . . . . .	<b>321</b>
Duane Sutter, 1980-87	
<b>Most Game-Winning Goals:</b> . . . . .	<b>.17</b>
Mike Bossy, 1977-87	
<b>Most Overtime Goals:</b> . . . . .	<b>4</b>
Bob Nystrom, 1975-85	
<b>Most Power Play Goals:</b> . . . . .	<b>.35</b>
Mike Bossy, 1977-87	
<b>Most Shorthanded Goals:</b> . . . . .	<b>5</b>
Anders Kallur, 1980-85; Lorne Henning, 1975-81; Bob Bourne, 1975-86	
<b>Most Hat Tricks:</b> . . . . .	<b>5</b>
Mike Bossy, 1977-87	
<b>Most Games Played, Goalie:</b> . . . . .	<b>132</b>
Bill Smith, 1975-87	
<b>Most Minutes Played, Goalie:</b> . . . . .	<b>7,645</b>
Bill Smith, 1975-87	
<b>Most Shutouts:</b> . . . . .	<b>5</b>
Bill Smith, 1975-87	
<b>Most Consecutive Starts:</b> . . . . .	<b>.33</b>
Bill Smith, 1983 thru 1985	
<b>YEAR</b>	
<b>Most Goals:</b> . . . . .	<b>.17</b>
Mike Bossy, 1981,82,83	
<b>Most Goals, Playoffs &amp; Regular Season:</b> . . . . .	<b>.85</b>
Mike Bossy, 1981	
<b>Most Goals, Rookie:</b> . . . . .	<b>9</b>
Patrick Flatley, 1984	
<b>Most Assists:</b> . . . . .	<b>.23</b>
Bryan Trottier, 1982	
<b>Most Points:</b> . . . . .	<b>.35</b>
Mike Bossy, 1981, (17-18-35)	
<b>Most Points, Rookie:</b> . . . . .	<b>.15</b>
Patrick Flatley, 1984, (9-6-15)	
<b>Most Points, Defenseman:</b> . . . . .	<b>.25</b>
Denis Potvin, 1981, (8-17-25)	
<b>Most Penalty Minutes:</b> . . . . .	<b>.85</b>
Gord Lane, 1980	
<b>Most Power Play Goals:</b> . . . . .	<b>**9</b>
Mike Bossy, 1981	
<b>Most Shorthanded Goals:</b> . . . . .	<b>**3</b>
Lorne Henning, 1980	
<b>Most Game-Winning Goals:</b> . . . . .	<b>5</b>
Mike Bossy, 1983	
<b>Most Overtime Goals:</b> . . . . .	<b>2</b>
Ray Ferraro, 1993, Bob Nystrom, 1980	

<b>Most Three-or-More Goal Games:</b> . . . . .	<b>3</b>
Mike Bossy, 1983	
<b>Most Goals, Defenseman:</b> . . . . .	<b>8</b>
Denis Potvin, 1981 & a1983	
<b>Longest Consecutive Scoring Streak, More Than One Year:</b> . . . . .	<b>*27</b>
Bryan Trottier, (16-26-42), 1980 (7gp), 1981 (18gp), 1982 (2gp)	
<b>Longest Consec. Scoring Streak, One Playoff Year:</b> . . . . .	<b>*18</b>
Bryan Trottier, (11-18-29), 1981	
<b>Most Minutes Played, Goal:</b> . . . . .	<b>1198</b>
Bill Smith, 1980	
<b>Most Games Played, Goal:</b> . . . . .	<b>.21</b>
Bill Smith, 1983	
<b>Most Wins by a Goaltender:</b> . . . . .	<b>.15</b>
Bill Smith (18 GP) 1982, Bill Smith (20 GP) 1980	
<b>Most Consecutive Starts, Goal:</b> . . . . .	<b>.21</b>
Bill Smith, 1984	
<b>SERIES</b>	
<b>Most Points:</b> . . . . .	<b>.13</b>
Mike Bossy vs. Boston, 1983	
<b>Most Goals:</b> . . . . .	<b>9</b>
Mike Bossy vs. Boston, 1983	
<b>Most Goals, Final Series:</b> . . . . .	<b>7</b>
Mike Bossy vs. Vancouver, 1982	
<b>Most Three-or-More Goal Games:</b> . . . . .	<b>2</b>
Mike Bossy vs. Boston, 1983	
<b>Most Game-Winning Goals:</b> . . . . .	<b>*4</b>
Mike Bossy vs. Boston, 1983	
<b>Most Power Play Goals:</b> . . . . .	<b>5</b>
Denis Potvin vs. Edmonton, 1981	
<b>Most Shorthanded Goals:</b> . . . . .	<b>2</b>
Bryan Trottier vs. Los Angeles, 1980 Butch Goring vs. NY Rangers, 1981 Tom Fitzgerlad vs. Pittsburgh, 1993	
<b>Most Assists:</b> . . . . .	<b>.10</b>
Bob Bourne vs. Rangers, 1983	
<b>Most Penalty Minutes:</b> . . . . .	<b>.62</b>
Garry Howatt vs. Toronto, 1978	
<b>Most Shutouts:</b> . . . . .	<b>1</b>
Bill Smith (5 x), 1979,1980, 1982,1983 (X2) Glenn Resch (2 x), 1975, 1979; Garth Snow, 2003; Rick DiPietro, 2004	
<b>Lowest Goals Against Average:</b> . . . . .	<b>.0.49</b>
Bill Smith vs. Chicago, 1979	
<b>Most Points, Opponent:</b> . . . . .	<b>.11</b>
Evgeni Malkin (Pittsburgh), 2013	
<b>Most Goals, Opponent:</b> . . . . .	<b>7</b>
Dale Hunter (Washington), 1993; John MacLean (N. J.), 1988	
<b>Most Assists, Opponent:</b> . . . . .	<b>9</b>
Evgeni Malkin (Pittsburgh), 2013	
<b>Most Penalty Minutes, Opponent:</b> . . . . .	<b>.57</b>
Dave Schultz (Philadelphia), 1975	

### GAME

<b>Most Points:</b> . . . . .	<b>5</b>
Denis Potvin vs. Edmonton, 4/17/81; Bryan Trottier vs. Toronto, 4/8/81	
<b>Most Goals:</b> . . . . .	<b>4</b>
Ray Ferraro at Washington, 4/26/93; Mike Bossy vs. Boston, 5/7/83	
<b>Most Assists:</b> . . . . .	<b>4</b>
Duane Sutter at Edmonton, 5/12/83	
<b>Most Power Play Goals:</b> . . . . .	<b>**3</b>
Denis Potvin vs. Edmonton, 4/17/81	
<b>Most Shorthanded Goals:</b> . . . . .	<b>**2</b>
Bryan Trottier vs. Los Angeles, 4/8/80; Tom Fitzgerald vs. Pittsburgh, 5/8/93	
<b>Most Goals, Defenseman:</b> . . . . .	<b>3</b>
Denis Potvin vs. Edmonton, 4/17/81	
<b>Most Penalty Minutes:</b> . . . . .	<b>.27</b>
Garry Howatt at Toronto, 4/27/78	
<b>Most Penalties:</b> . . . . .	<b>6</b>
Brian Curran vs. Washington, 4/12/87	
<b>Fastest Two Goals:</b> . . . . .	<b>.0:22</b>
Pat LaFontaine at Edmonton, 5/19/84	
<b>Most Points, Opponent:</b> . . . . .	<b>4</b>
(8 Players) Most Recent: Brian Leetch (Rangers), 4/21/94; John MacLean (N.J.), 4/14/88	
<b>Most Assists, Opponent:</b> . . . . .	<b>4</b>
John MacLean (N.J.), 4/14/88; Brad Maxwell (Minnesota), 5/19/81	
<b>Most Penalty Minutes, Opponent:</b> . . . . .	<b>.31</b>
Terry O'Reilly (Boston), 1980	
<b>Most Saves (without overtime):</b> . . . . .	<b>.45</b>
Bill Smith at Buffalo, 4/15/77, 4-3 win	
<b>Most Saves (with overtime):</b> . . . . .	<b>.73</b>
Kelly Hrudehy at Washington, 4/18/87; 3-2 win (4 OT), 4/19/87	
<b>PERIOD</b>	
<b>Most Points:</b> . . . . .	<b>3</b>
(15 times) Most Recent: Ray Ferraro at Washington, 4/26/93; Pat LaFontaine & Mikko Makela vs. Washington, 4/16/87	
<b>Most Goals:</b> . . . . .	<b>3</b>
Ray Ferraro at Washington, 4/26/93; Mike Bossy vs. Boston, 5/7/83	
<b>Most Assists:</b> . . . . .	<b>**3</b>
Bob Bourne vs. NY Rangers, 4/14/83; J.P. Parise vs. Pittsburgh, 4/17/75	
<b>Most Power Play Goals:</b> . . . . .	<b>2</b>
Mike Bossy at Vancouver, 5/16/82; Denis Potvin vs. Edmonton, 4/17/81	
<b>Most Shorthanded Goals:</b> . . . . .	<b>**2</b>
Bryan Trottier vs. Los Angeles, 4/8/80	

\* NHL Record  
\*\* Ties NHL Record

## ALL-TIME PLAYOFF SCORING

PLAYER	GP	G	A	PTS	PIM	PPG	SHG	GWG	OTG
Bryan Trottier	175	64	106	170	220	18	4	10	1
Denis Potvin	185	56	108	164	253	28	2	7	2
Mike Bossy	129	85	75	160	38	35	0	17	3
Clark Gillies	159	47	46	93	262	12	0	12	1
Bob Bourne	129	38	54	92	108	11	5	5	1
Bob Nystrom	157	39	44	83	236	2	0	7	4
John Tonelli	113	28	55	83	113	1	0	5	1
Butch Goring	99	28	40	68	26	7	2	5	0
Brent Sutter	88	25	34	59	120	7	2	7	2
Stefan Persson	102	7	50	57	69	6	0	0	0
Duane Sutter	120	22	30	52	321	2	0	3	0
Wayne Merrick	95	18	28	46	28	0	0	3	1
Jude Drouin	47	17	27	44	17	3	0	2	1
Pat LaFontaine	50	14	21	35	30	3	0	3	2
Anders Kallur	78	12	23	35	32	1	5	1	1
Tomas Jonsson	76	9	26	35	91	5	0	0	0
Billy Harris	59	17	17	34	44	6	0	3	1
J.P. Parise	41	16	18	34	38	16	0	1	1
Patrick Flatley	59	18	15	33	61	3	0	2	0
Ken Morrow	127	11	22	33	97	0	0	3	3
Ed Westfall	45	9	20	29	12	3	2	2	0
Garry Howatt	87	12	14	26	289	0	0	3	0
Mike McEwen	44	9	17	26	28	6	0	0	0
Ray Ferraro	22	14	7	21	24	4	1	2	2
Greg Gilbert	51	9	10	19	76	2	0	1	0
Steve Thomas	22	10	8	18	45	2	0	1	0
Billy Carroll	62	6	12	18	14	0	4	1	0
Dave Langevin	82	2	16	18	97	0	0	1	0
Gord Lane	75	3	14	17	214	0	0	1	0
Derek King	31	3	14	17	20	0	0	1	0
Lorne Henning	81	7	7	14	8	1	5	1	0
Pierre Turgeon	15	6	8	14	0	1	0	0	0
Benoit Hogue	22	6	7	13	35	0	2	1	0
Andre St. Laurent	40	4	9	13	27	1	0	1	0
Bob Lorimer	49	3	10	13	83	0	0	1	0
Bert Marshall	43	3	10	13	43	0	0	1	0
Alexei Yashin	22	5	7	12	4	1	0	0	0
Gerry Hart	58	3	9	12	115	0	0	1	0
John Tavares	13	5	6	11	6	0	0	2	1
Mikko Makela	17	3	8	11	14	2	0	1	0
Jean Potvin	39	2	9	11	17	0	0	0	0
David Volek	15	5	5	10	2	0	0	1	1
Adrian Aucoin	17	3	7	10	14	2	0	0	0
Dave Lewis	59	1	9	10	91	0	0	0	0
Paul Boutilier	36	1	9	10	30	0	0	1	0
Roman Hamrlik	17	1	9	10	10	0	0	0	0
Bill MacMillan	42	6	3	9	38	0	0	4	0
Vladimir Malakhov	21	3	6	9	18	1	0	0	0
Hector Marini	10	3	6	9	14	0	0	0	0
Brad Lauer	15	5	3	8	18	0	0	0	0
Ralph Stewart	19	4	4	8	2	2	0	0	0
Tom Fitzgerald	22	3	5	8	22	0	2	0	0
Mike Kaszycki	17	2	6	8	8	0	0	0	0
Jeff Norton	17	2	6	8	34	1	0	0	0
Josh Bailey	13	2	6	8	0	0	0	0	0
Kyle Okposo	13	5	2	7	7	0	1	1	0
Mark Parrish	17	4	3	7	10	3	0	0	0
Alan Kerr	29	3	4	7	53	1	0	0	0
Randy Wood	23	3	4	7	24	0	0	1	0
Jason Blake	21	3	4	7	19	0	0	0	0
Brian Mullen	18	3	4	7	2	0	0	1	1
Shawn Bates	17	3	4	7	15	2	0	1	0
Uwe Krupp	22	1	6	7	16	0	0	0	0
Dennis Vaska	22	0	7	7	16	0	0	0	0
Kip Miller	7	4	2	6	2	2	0	1	0

OPPONENTS

IN THE PAST

STANLEY CUP PLAYOFFS

MEDIA INFORMATION

## ALL-TIME PLAYOFF SCORING

PLAYER	GP	G	A	PTS	PIM	PPG	SHG	GWG	OTG
Brad Dalgarno	27	2	4	6	37	0	0	0	0
Steve Konroyd	23	2	4	6	20	0	1	0	0
Gord Dineen	29	1	5	6	60	0	0	0	0
Ken Leiter	15	0	6	6	8	0	0	0	0
Trent Hunter	14	4	1	5	6	0	0	0	0
Casey Cizikas	13	3	2	5	12	0	0	0	0
Mariusz Czerkawski	12	2	3	5	4	1	0	0	0
Mark Streit	6	2	3	5	4	1	0	0	0
Bob Bassen	23	1	4	5	44	0	0	0	0
Rich Kromm	22	1	4	5	9	0	0	0	0
Michael Grabner	8	1	4	5	2	0	0	0	0
Darius Kasparaitis	22	0	5	5	39	0	0	0	0
Nick Leddy	7	0	5	5	0	0	0	0	0
Travis Green	16	3	1	4	8	0	0	1	0
Dave Scatchard	17	2	2	4	34	0	0	1	0
Ryan Strome	7	2	2	4	2	0	0	1	0
Alex McKendry	6	2	2	4	0	0	0	0	0
Kenny Jonsson	15	1	3	4	6	1	0	0	0
Frans Nielsen	13	1	3	4	0	0	0	0	0
Janne Niinimaa	10	1	3	4	14	1	0	1	0
Randy Robitaille	10	1	3	4	2	1	0	0	0
Ryan Smyth	5	1	3	4	4	0	0	0	0
Glenn Healy	22	0	4	4	0	0	0	0	0
Lubomir Visnovsky	10	0	4	4	2	0	0	0	0
Darren Van Impe	7	0	4	4	8	0	0	0	0
Colin McDonald	8	2	1	3	4	0	0	0	0
Cal Clutterbuck	7	2	1	3	26	0	0	0	0
Matt Moulson	6	2	1	3	10	1	0	0	0
Oleg Kvasha	17	1	2	3	8	1	0	0	0
Miroslav Satan	5	1	2	3	0	0	0	0	0
Pat Price	22	0	3	3	29	0	0	0	0
Claude Loiselle	18	0	3	3	10	0	0	0	0
Roger Kortko	10	0	3	3	17	0	0	0	0
Keith Aucoin	6	0	3	3	10	0	0	0	0
Brad Boyes	6	0	3	3	2	0	0	0	0
Tom Poti	5	0	3	3	6	0	0	0	0
Brock Nelson	7	2	0	2	2	0	0	0	0
Gerald Diduck	25	1	1	2	89	1	0	0	0
Arron Asham	15	1	1	2	20	0	0	0	0
Matt Martin	13	1	1	2	26	0	0	0	0
Nikolay Kulemin	7	1	1	2	2	0	0	1	0
Marc-Andre Bergeron	5	1	1	2	6	1	0	1	0
Chris Campoli	5	1	1	2	2	0	0	0	0
Bruno Gervais	5	1	1	2	2	0	0	0	0
Mike Sillinger	5	1	1	2	2	1	0	0	0
Brad Isbister	3	1	1	2	17	1	0	1	0
Wayne McBean	2	1	1	2	0	0	0	0	0
Bill Smith	132	0	2	2	89	0	0	0	0
Dave Fortier	20	0	2	2	33	0	0	0	0
Tom Kurvers	15	0	2	2	8	0	0	0	0
Johnny Boychuk	7	0	2	2	2	0	0	0	0
Jeff Finley	6	0	2	2	4	0	0	0	0
Viktor Kozlov	5	0	2	2	2	0	0	0	0
Gary Nylund	5	0	2	2	17	0	0	0	0
Derek Laxdal	1	0	2	2	2	0	0	0	0
Michael Peca	15	1	0	1	12	0	0	0	0
Mats Hallin	14	1	0	1	13	0	0	1	0
Dale Henry	14	1	0	1	19	0	1	0	0
Brian Strait	13	1	0	1	16	0	0	0	0
Anders Lee	5	0	1	1	7	0	0	0	0
Hubie McDonough	5	1	0	1	4	0	0	0	0
Rob DiMaio	1	1	0	1	4	0	0	0	0
Dan Plante	1	1	0	1	2	0	0	0	0
Radek Martinek	11	0	1	1	4	0	0	0	0
Thomas Hickey	9	0	1	1	4	0	0	0	0

OPPONENTS

IN THE PAST

STANLEY CUP PLAYOFFS

MEDIA INFORMATION

**ALL-TIME PLAYOFF SCORING continued**

PLAYER	GP	G	A	PTS	PIM	PPG	SHG	GWG	OTG
Randy Boyd	7	0	1	1	8	0	0	0	0
Marty McInnis	7	0	1	1	0	0	0	0	0
Travis Hamonic	6	0	1	1	23	0	0	0	0
Doug Crossman	5	0	1	1	6	0	0	0	0
Calvin de Haan	5	0	1	1	2	0	0	0	0
Richard Park	5	0	1	1	2	0	0	0	0
Brendan Witt	5	0	1	1	6	0	0	0	0
Matt Carkner	4	0	1	1	2	0	0	0	0
Steve Junker	3	0	1	1	0	0	0	0	0
David Ullstrom	3	0	1	1	0	0	0	0	0
Eric Godard	2	0	1	1	4	0	0	0	0
Rod Dallman	1	0	1	1	0	0	0	0	0
Dave Salvian	1	0	1	1	2	0	0	0	0
Glenn Resch	38	0	0	0	4	0	0	0	0
Mick Vukota	22	0	0	0	73	0	0	0	0
Kelly Hrudey	27	0	0	0	6	0	0	0	0
Roland Melanson	17	0	0	0	2	0	0	0	0
Rich Pilon	15	0	0	0	50	0	0	0	0
Steve Webb	14	0	0	0	28	0	0	0	0
Eric Cairns	13	0	0	0	28	0	0	0	0
Brian Curran	8	0	0	0	51	0	0	0	0
Mark Fitzpatrick	7	0	0	0	21	0	0	0	0
Claude Lapointe	7	0	0	0	14	0	0	0	0
Chris Osgood	7	0	0	0	4	0	0	0	0
Ari Haanpaa	6	0	0	0	10	0	0	0	0
Don Maloney	5	0	0	0	2	0	0	0	0
Dick Tarnstrom	5	0	0	0	2	0	0	0	0
Mattias Weinhandl	5	0	0	0	2	0	0	0	0
Jason Wiemer	5	0	0	0	23	0	0	0	0
Keith Acton	4	0	0	0	8	0	0	0	0
Ken Baumgartner	4	0	0	0	27	0	0	0	0
Sven Butenschon	4	0	0	0	0	0	0	0	0
Andrew MacDonald	4	0	0	0	4	0	0	0	0
Mikhail Grabovski	3	0	0	0	0	0	0	0	0
Jari Gronstrand	3	0	0	0	4	0	0	0	0
Ron Hextall	3	0	0	0	4	0	0	0	0
Tyler Kennedy	3	0	0	0	2	0	0	0	0
David Chyzowski	2	0	0	0	0	0	0	0	0
Dean Chynoweth	2	0	0	0	2	0	0	0	0
Matt Donovan	2	0	0	0	10	0	0	0	0
Justin Mapletoft	2	0	0	0	0	0	0	0	0
Scott Mayfield	2	0	0	0	0	0	0	0	0
Yan Kaminsky	2	0	0	0	4	0	0	0	0
Ray Schultz	2	0	0	0	2	0	0	0	0
Marc Bergevin	1	0	0	0	2	0	0	0	0
Jim Cummins	1	0	0	0	9	0	0	0	0
Jesse Joensuu	1	0	0	0	0	0	0	0	0
Justin Papineau	1	0	0	0	0	0	0	0	0
Marty Reasoner	1	0	0	0	17	0	0	0	0

**GOALTENDING**

	GP	MINS	GA	EN	SO	GAA	RECORD
Bill Smith	132	7645	348	3	5	2.73	88-36
Glenn Resch	38	2000	83	2	2	2.49	17-17
Kelly Hrudey	27	1624	75	3	0	2.77	10-16
Glenn Healy	22	1274	68	1	0	3.20	10-10
Roland Melanson	17	481	26	1	0	3.24	3-4
Rick DiPietro	10	554	24	0	1	2.60	2-7
Mark Fitzpatrick	7	229	17	1	0	4.45	0-3
Jaroslav Halak	7	418	16	0	0	2.30	3-4
Chris Osgood	7	392	17	3	0	2.60	3-4
Evgeni Nabokov	6	324	24	0	0	4.44	2-4
Garth Snow	6	331	14	1	1	2.54	1-4
Ron Hextall	3	158	16	0	0	6.08	0-3
Jamie McLennan	2	82	6	0	0	4.39	0-1
Kevin Poulin	2	52	1	0	0	1.15	0-0
Wade Dubielewicz	1	59	4	0	0	4.07	0-1
Michal Neuvirth	1	11	0	0	0	0.00	0-0

## NEW YORK ISLANDERS GOALTENDERS VS. NHL

	MINS	GA	EN	SO	GAA	RECORD
<b>vs. BOSTON:</b>						
Bill Smith	660	.35	0	0	3.18	8-3
Roland Melanson	20	.0	0	0	0.00	0-0
<b>vs. BUFFALO:</b>						
Bill Smith	875	.37	0	0	2.54	12-2
Rick DiPietro	236	.13	0	1	3.31	1-3
Glenn Resch	120	.7	1	0	3.50	0-2
Wade Dubielewicz	59	.4	0	0	4.07	0-1
<b>vs. CHICAGO:</b>						
Bill Smith	243	.4	0	1	0.99	4-0
Glenn Resch	120	.2	0	1	1.00	2-0
<b>vs. EDMONTON:</b>						
Bill Smith	775	.38	0	1	2.94	8-5
Roland Melanson	120	.8	1	0	4.00	1-1
<b>vs. LOS ANGELES:</b>						
Bill Smith	227	.6	0	1	1.59	3-0
Glenn Resch	20	.4	0	0	12.00	0-1
<b>vs. MINNESOTA:</b>						
Bill Smith	299	.16	0	0	3.21	4-1
<b>vs. MONTREAL:</b>						
Bill Smith	682	.34	0	0	2.99	5-7
Glenn Resch	321	.15	0	0	2.80	2-3
Glenn Healy	319	.15	0	0	2.82	1-4
Mark Fitzpatrick	20	.1	0	0	3.00	0-0
Roland Melanson	1	.0	0	0	0.00	0-0
<b>vs. NEW JERSEY:</b>						
Kelly Hrudehy	381	.23	0	0	3.62	2-4
<b>vs. NY RANGERS:</b>						
Bill Smith	1423	.64	0	1	2.70	18-5
Glenn Resch	270	.17	0	0	3.78	1-4
Glenn Healy	165	.9	0	0	3.27	1-2
Ron Hextall	158	.16	0	0	6.08	0-3
Mark Fitzpatrick	153	.13	0	0	5.09	0-2
Roland Melanson	127	.7	0	0	3.31	0-2
Jamie McLennan	82	.6	0	0	4.39	0-1
<b>vs. OTTAWA:</b>						
Garth Snow	305	.12	1	1	2.36	1-4
Rick DiPietro	15	.0	0	0	0.00	0-0

	MINS	GA	EN	SO	GAA	RECORD
<b>vs. PHILADELPHIA:</b>						
Bill Smith	580	.38	1	0	3.93	4-5
Kelly Hrudehy	552	.26	2	0	2.26	4-6
Glenn Resch	382	.15	1	0	2.36	3-3
Roland Melanson	2	.0	0	0	0.00	0-0
<b>vs. PITTSBURGH:</b>						
Bill Smith	424	.21	1	0	2.97	3-4
Glenn Healy	406	.25	1	0	3.69	4-3
Evgeni Nabokov	324	.24	0	0	4.44	2-4
Glenn Resch	240	.4	0	1	1.00	4-0
Mark Fitzpatrick	18	.1	0	0	3.33	0-0
Roland Melanson	60	.5	0	0	5.00	0-1
Kevin Poulin	52	.1	0	0	1.15	0-0
<b>vs. QUEBEC:</b>						
Bill Smith	257	.9	0	0	2.10	4-0
<b>vs. TAMPA BAY:</b>						
Rick DiPietro	302	.11	1	1	2.18	1-4
<b>vs. TORONTO:</b>						
Glenn Resch	388	.15	0	0	2.32	3-4
Chris Osgood	392	.17	3	0	2.60	3-4
Bill Smith	211	.4	0	0	1.14	3-0
Roland Melanson	16	.1	0	0	3.75	0-0
Garth Snow	26	.2	0	0	4.62	0-0
<b>vs. VANCOUVER:</b>						
Bill Smith	260	.10	0	1	2.31	4-0
Glenn Resch	120	.4	0	0	2.00	2-0
<b>vs. WASHINGTON:</b>						
Bill Smith	728	.33	1	0	2.72	8-4
Kelly Hrudehy	689	.26	1	0	2.26	4-6
Jaroslav Halak	418	.16	0	0	2.30	3-4
Glenn Healy	384	.19	0	0	2.97	4-1
Roland Melanson	121	.5	0	0	2.48	2-0
Mark Fitzpatrick	39	.2	1	0	3.08	0-1
Michal Neuvirth	11	.0	0	0	0.00	0-0

OPPONENTS

IN THE PAST

STANLEY CUP PLAYOFFS

MEDIA INFORMATION



## NHL GOALTENDERS VS. NEW YORK ISLANDERS

	MINS	GA	EN	SO	GAA	RECORD
<b>BOSTON:</b>						
Pete Peeters	360	30	0	0	5.00	2-4
Gerry Cheevers	318	19	0	0	3.58	1-4
<b>BUFFALO:</b>						
Gerry Desjardins	434	25	0	0	3.40	2-5
Don Edwards	300	22	1	0	4.40	0-5
Bob Sauve	261	10	1	1	2.30	2-2
Ryan Miller	269	11	0	0	2.46	4-1
<b>CHICAGO:</b>						
Tony Esposito	362	20	1	0	3.31	0-6
<b>EDMONTON:</b>						
Andy Moog	713	45	3	0	3.79	4-8
Grant Fuhr	172	8	0	1	2.79	2-1
Gary Edwards	20	2	0	0	6.00	0-0
<b>LOS ANGELES:</b>						
Mario Lessard	207	14	0	0	4.06	1-2
Doug Keans	40	7	0	0	10.50	0-1
<b>MINNESOTA:</b>						
Don Beaupre	180	13	0	0	4.33	1-2
Gilles Meloche	120	12	1	0	6.00	0-2
<b>MONTREAL:</b>						
Ken Dryden	664	25	2	2	2.26	8-3
Patrick Roy	338	10	1	0	1.78	4-1
Steve Penney	328	17	0	1	3.11	2-4
Rick Wamsley	32	0	0	0	0.00	0-0
<b>NEW JERSEY:</b>						
Sean Burke	321	16	0	1	2.99	3-2
Bob Sauve	60	2	0	0	2.00	1-0
<b>NY RANGERS:</b>						
Ed Mio	502	36	1	0	4.30	3-5
John Davidson	405	16	0	0	2.37	4-2
Glen Hanlon	368	19	0	1	3.10	2-4
Steve Baker	240	22	0	0	5.50	0-4
Mike Richter	420	11	0	2	1.57	7-0
John Vanbiesbrouck	142	5	0	0	2.11	1-1
Steve Weeks	128	9	1	0	4.22	1-2
Gilles Villemure	94	6	0	0	3.83	1-0
Ed Giacomin	86	4	0	0	2.80	0-2
<b>OTTAWA:</b>						
Patrick Lalime	320	7	0	1	1.30	4-1


	MINS	GA	EN	SO	GAA	RECORD
<b>PHILADELPHIA:</b>						
Ron Hextall	419	16	0	0	2.29	4-3
Bernie Parent	311	12	0	1	2.38	2-3
Pete Peeters	311	20	0	0	3.86	2-3
Pelle Lindbergh	269	9	0	2	2.00	4-1
Wayne Stephenson	123	4	0	1	1.95	2-0
Phil Myre	60	6	0	0	6.00	0-1
Bob Froese	31	2	0	0	3.87	0-0
<b>PITTSBURGH:</b>						
Tom Barrasso	423	23	1	1	3.26	3-4
Gary Inness	420	18	0	0	2.57	3-4
Michel Dion	304	22	0	0	4.34	2-3
Marc-Andre Fleury	247	14	0	1	3.40	2-2
Tomas Vokoun	120	3	0	1	1.51	2-0
<b>QUEBEC:</b>						
Dan Bouchard	256	17	1	0	3.98	0-4
<b>TAMPA BAY:</b>						
Nikolai Khabibulin	302	4	1	3	0.79	4-1
<b>TORONTO:</b>						
Mike Palmateer	420	13	0	1	1.86	4-3
Curtis Joseph	404	21	0	1	3.12	4-3
Michel Larocque	75	8	0	0	6.40	0-1
Jiri Crha	65	11	0	0	10.15	0-2
Paul Harrison	40	1	0	0	1.50	0-0
Corey Schwab	12	0	0	0	1.000	0-0
<b>VANCOUVER:</b>						
Richard Brodeur	258	17	1	0	3.95	0-4
Curt Ridley	120	8	0	0	4.00	0-2
<b>WASHINGTON:</b>						
Al Jensen	477	29	2	0	3.65	3-5
Pat Riggin	393	21	1	0	3.21	1-5
Braden Holtby	369	10	2	0	1.63	3-3
Pete Peeters	360	13	1	0	2.17	4-2
Bob Mason	308	9	0	1	1.75	2-2
Rick Tabaracci	304	14	0	0	2.76	1-3
Don Beaupre	119	9	0	0	4.54	1-1
Philipp Grubauer	60	3	0	0	3.00	1-0

OPPONENTS

IN THE PAST

STANLEY CUP PLAYOFFS

MEDIA INFORMATION



OPPONENTS

IN THE PAST

STANLEY CUP PLAYOFFS

MEDIA INFORMATION



**First Row:** Bill Smith, Bob Nystrom, Bryan Trottier, Clark Gillies, Al Arbour, John O. Pickett Jr., Bill Torrey, Denis Potvin, Lorne Henning, Garry Howatt, Glenn Resch.

**Second Row:** Steve Coraci, Bill MacMillan, Bob Lorimer, Stefan Persson, Bob Bourne, Ken Morrow, Gord Lane, Dave Langevin, John Tonelli, Ron Waske, Jim Pickard.

**Third Row:** Jean Potvin, Mike Bossy, Duane Sutter, Wayne Merrick, Steve Tambellini, Anders Kallur, Butch Goring.

**PRELIMINARY ROUND  
vs. LOS ANGELES**  
(Islanders win series 3-1)

APR. 8	NYI 8 vs. LA 1	W
APR. 9	NYI 3 vs. LA 6	L
APR. 11	NYI 4 at LA 3	W OT
APR. 12	NYI 6 at LA 0	W

**QUARTER-FINALS  
vs. BOSTON**  
(Islanders win series 4-1)


APR. 16	NYI 2 at BOS 1	W OT
APR. 17	NYI 5 at BOS 4	W OT
APR. 19	NYI 5 vs. BOS 3	W
APR. 21	NYI 3 vs. BOS 4	L OT
APR. 22	NYI 4 at BOS 2	W

**SEMI-FINALS  
vs. BUFFALO**  
(Islanders win series 4-2)

APR. 29	NYI 4 at BUF 1	W
MAY 1	NYI 2 at BUF 1	W 2OT
MAY 3	NYI 7 vs. BUF 4	W
MAY 6	NYI 4 vs. BUF 7	L
MAY 8	NYI 0 at BUF 2	L
MAY 10	NYI 5 vs. BUF 2	W

**STANLEY CUP FINALS  
vs. PHILADELPHIA**  
(Islanders win series 4-2)

MAY 13	NYI 4 at PHI 3	W OT
MAY 15	NYI 3 at PHI 8	L
MAY 17	NYI 6 vs. PHI 2	W
MAY 19	NYI 5 vs. PHI 2	W
MAY 22	NYI 3 at PHI 6	L
MAY 24	NYI 5 vs. PHI 4	W OT



**First Row:** Billy Smith, Clark Gillies, Lorne Henning, Bill Torrey, John O. Pickett, Al Arbour, Denis Potvin, Bryan Trottier, Roland Melanson

**Second Row:** Steve Coraci, Bob Nystrom, Gord Lane, Ken Morrow, Bob Bourne, Dave Langevin, Wayne Merrick, Ron Waske, Jim Pickard

**Third Row:** Mike Bossy, Bob Lorimer, John Tonelli, Stefan Persson, Mike McEwen, Hector Marini, Duane Sutter

**Fourth Row:** Jean Potvin, Billy Carroll, Garry Howatt, Anders Kallur, Butch Goring

**PRELIMINARY ROUND  
vs. TORONTO**  
(Islanders win series 3-0)

APR. 8 NYI 9 vs. TOR 2 W  
APR. 9 NYI 5 vs. TOR 1 W  
APR. 11 NYI 6 at TOR 1 W

**QUARTER-FINALS  
vs. EDMONTON**  
(Islanders win series 4-2)

APR. 16 NYI 8 vs. EDM 2 W  
APR. 17 NYI 6 vs. EDM 3 W  
APR. 19 NYI 2 at EDM 5 L  
APR. 20 NYI 5 at EDM 4 W OT  
APR. 22 NYI 3 vs. EDM 4 L  
APR. 24 NYI 5 at EDM 2 W

**SEMI-FINALS  
vs. NY RANGERS**  
(Islanders win series 4-0)

APR. 28 NYI 5 vs. NYR 2 W  
APR. 30 NYI 7 vs. NYR 3 W  
MAY 2 NYI 5 at NYR 1 W  
MAY 5 NYI 5 at NYR 2 W

**STANLEY CUP FINALS  
vs. MINNESOTA**  
(Islanders win series 4-1)

MAY 12 NYI 6 vs. MIN 3 W  
MAY 14 NYI 6 vs. MIN 3 W  
MAY 17 NYI 7 at MIN 5 W  
MAY 19 NYI 2 at MIN 4 L  
MAY 21 NYI 5 vs. MIN 1 W



OPPONENTS

IN THE PAST

STANLEY CUP PLAYOFFS

MEDIA INFORMATION



**Front Row:** Billy Smith, Denis Potvin, Jim Devellano, Bill Torrey, John O. Pickett Jr., Al Arbour, Lorne Henning, Gerry Ehman, Butch Goring, Roland Melanson.

**Second Row:** Steve Coraci, Gord Lane, Dave Langevin, Ken Morrow, Clark Gillies, Bob Bourne, Stefan Persson, John Tonelli, Ron Waske, Jim Pickard.

**Third Row:** Hector Marini, Mike McEwen, Mike Bossy, Bryan Trottier, Wayne Merrick, Bob Nystrom.

**Fourth Row:** Tomas Jonsson, Anders Kallur, Duane Sutter, Greg Gilbert, Brent Sutter, Billy Carroll.

**PATRICK DIVISION SEMI-FINALS  
vs. PITTSBURGH**

(Islanders win series 3-2)

APR. 7 NYI 8 vs. PIT 1 W  
 APR. 8 NYI 7 vs. PIT 2 W  
 APR. 10 NYI 1 at PIT 2 L OT  
 APR. 11 NYI 2 at PIT 5 L  
 APR. 13 NYI 4 vs. PIT 3 W OT

**PATRICK DIVISION FINAL  
vs. NY RANGERS**

(Islanders win series 4-2)

APR. 15 NYI 4 vs. NYR 5 L  
 APR. 16 NYI 7 vs. NYR 2 W  
 APR. 18 NYI 4 at NYR 3 W OT  
 APR. 19 NYI 5 at NYR 3 W  
 APR. 21 NYI 2 vs. NYR 4 L  
 APR. 23 NYI 5 at NYR 3 W

**WALES CONFERENCE FINAL  
vs. QUEBEC**


(Islanders win series 4-0)

APR. 27 NYI 4 vs. QUE 1 W  
 APR. 29 NYI 5 vs. QUE 2 W  
 MAY 1 NYI 5 at QUE 4 W OT  
 MAY 4 NYI 4 at QUE 2 W

**STANLEY CUP FINALS  
vs. VANCOUVER**

(Islanders win series 4-0)

MAY 8 NYI 6 vs. VAN 5 W OT  
 MAY 11 NYI 6 vs. VAN 4 W  
 MAY 13 NYI 3 at VAN 0 W  
 MAY 16 NYI 3 at VAN 1 W



**First Row:** Billy Smith, Denis Potvin, Gerry Ehman, Bill Torrey, John O. Pickett Jr., Al Arbour, Lorne Henning, Butch Goring, Roland Melanson.

**Second Row:** Stefan Persson, Gord Lane, Ken Morrow, Bob Bourne, Clark Gillies, Dave Langevin, Bob Nystrom, Mats Hallin.

**Third Row:** Steve Coraci, Paul Boutilier, Mike McEwen, John Tonelli, Bryan Trottier, Mike Bossy, Wayne Merrick, Ron Waske, Jim Pickard.

**Fourth Row:** Tomas Jonsson, Anders Kallur, Brent Sutter, Duane Sutter, Greg Gilbert, Billy Carroll.

**PATRICK DIVISION SEMI-FINALS  
vs. WASHINGTON**  
(Islanders win series 3-1)

APR. 6 NYI 5 vs. WSH 2 W  
APR. 7 NYI 2 vs. WSH 4 L  
APR. 9 NYI 6 at WSH 2 W  
APR. 10 NYI 6 at WSH 3 W

**PATRICK DIVISION FINAL  
vs. NY RANGERS**  
(Islanders win series 4-2)

APR. 14 NYI 4 vs. NYR 1 W  
APR. 15 NYI 5 vs. NYR 0 W  
APR. 17 NYI 6 at NYR 7 L  
APR. 18 NYI 1 at NYR 3 L  
APR. 20 NYI 7 vs. NYR 2 W  
APR. 22 NYI 5 at NYR 2 W

**WALES CONFERENCE FINAL  
vs. BOSTON**  
(Islanders win series 4-2)

APR. 26 NYI 5 at BOS 2 W  
APR. 28 NYI 1 at BOS 4 L  
APR. 30 NYI 7 vs. BOS 3 W  
MAY 3 NYI 8 vs. BOS 3 W  
MAY 5 NYI 1 at BOS 5 L  
MAY 7 NYI 8 vs. BOS 4 W

**STANLEY CUP FINAL  
vs. EDMONTON**  
(Islanders win series 4-0)

MAY 10 NYI 2 at EDM 0 W  
MAY 12 NYI 6 at EDM 3 W  
MAY 14 NYI 5 vs. EDM 1 W  
MAY 17 NYI 4 vs. EDM 2 W



# BRIDGEPORT SOUND TIGERS

# SOUND TIGERS



**TRADITION'S  
NEW HOME**



## EXECUTIVE DIRECTORY ARENA/OFFICES

WEBSTER BANK ARENA  
600 MAIN ST., BRIDGEPORT, CT 06604  
203.334.GOAL | SOUNDTIGERS.COM

### OWNERSHIP/TOP MANAGEMENT

Owner & Governor	Charles B. Wang
General Manager	Garth Snow
Senior VP & Alternate Governor	Michael Picker

### COACHING STAFF

Head Coach	Brent Thompson
Assistant Coaches	Eric Boguniecki
Video Coach	John Vazzano
Athletic Trainer	David Stickney
Assistant Athletic Trainer	Zach Yannes
Equipment Manager	Leni DiCostanzo

### OPERATIONS

Senior VP of Operations	Charlie Dowd
Senior VP of Corporate Sales & Partnerships	Cian Stein
Vice President of Marketing	Brian Keegan
Vice President of Group Sales	Alayne Murphy
Vice President of Events	Sally Presutto
Sr. Director of Events & Operations	Shane Beardsley
Director of Finance	Jennifer Penning
Director of Back of House Events & Operations	Cliff Lydiksen
Director of Ticket Operations	Brianne Tompkins
Box Office Manager	Jay Eylward
Ticket Operations Manager	Matt Sousa
Creative Services & Marketing Manager	Cristina Weigel
Game Operations & Video Manager	TJ Winters
Communications & Community Relations Manager	Paul Ryan

Corporate Account Executive	John Lecardo
Corporate Account Executive	John Harris
Corporate Account Executive	Timothy Foley
Corporate Account Executive	Lisa Miro
Partnership Marketing Coordinator	Amy Rimmer
Group Sales Representative	Dan Tamburro
Group Sales Representative	Sarah Rodrigues
Group Sales Representative	John Reis
Group Sales Representative	Evan Paradis
Group Sales Representative	Mary Boissonneault
Account Executive	Brad Dworin
Administrative Assistant	Laurel Toal
Radio Broadcaster	Phil Giubileo

### MEDICAL STAFF

Head Physician/Orthopedist	Dr. Dante Brittis	Team Orthopedist	Dr. Russ Richer
Team Dentist	Dr. Joseph W. Worthington DDS	Team Orthopedist	Dr. James Fitzgibbons
Team Orthopedist	Dr. Rolf Langeland	Internal Medicine	Dr. Peter Tortora
Team Orthopedist	Dr. Henry Backe	Team Ophthalmologists	Dr. Jeffrey Kaplan & Dr. Jeffrey Sandler
Team Orthopedist	Dr. Patrick Kwok	Chiropractor	Dr. Brett Carr
Team Orthopedist	Dr. Robert Stanton		

# BRIDGEPORT SOUND TIGERS COACHING STAFF



## BRENT THOMPSON

### HEAD COACH

Brent Thompson returns for his third season as head coach of the Bridgeport Sound Tigers in 2015-16, marking his fifth year in the New York Islanders organization. Thompson was originally hired to coach the Sound Tigers on June 28, 2011 and led the team to a division title in the 2011-12 season before being named an assistant coach of the Islanders for the 2012-13 and 2013-14 season. On May 2, 2014, the Islanders announced Thompson would return to his role as head coach of the Sound Tigers.

Prior to his time with the Islanders organization, Thompson was the head coach of the Alaska Aces of the ECHL from 2009-2011, winning the Kelly Cup Championship in the 2010-11 campaign. During his

two seasons as head coach in Alaska, Thompson amassed an 83-50-11 record and won the John Brophy Award as ECHL Coach of the Year in his second season after leading the team to a 47-22-0-3 record. Thompson also served as a player/coach with the CHL's Colorado Eagles in 2003-04 and was an assistant with the AHL's Peoria Rivermen from 2005-09.

Before he joined the coaching ranks, Thompson enjoyed a 14-year playing career, which included 121 NHL games and over 700 professional contests. The Calgary, AB native was originally drafted by the Los Angeles Kings in the second round (39th overall) of the 1989 NHL Entry Draft.



## ERIC BOGUNIECKI

### ASSISTANT COACH

Eric Boguniecki was named assistant coach of the Bridgeport Sound Tigers on July 12, 2011 and enters his fifth season in that capacity, including his third year under head coach Brent Thompson. Boguniecki and Thompson previously teamed up in Bridgeport during the 2011-12 season, when the Sound Tigers posted a 41-26-3-6 regular season record to win the Northeast Division for the second division title in team history.

Prior to joining the Sound Tigers, the West Haven, CT native enjoyed a 13 year professional career, including stops in the National Hockey League with the Florida Panthers, St. Louis Blues, Pittsburgh Penguins and New York Islanders. During the 2002-03 season with

the Blues, he posted NHL career highs in goals (22), assists (27) and points (49).

An eighth-round pick (193rd overall) of the Blues in the 1993 NHL Draft, Boguniecki won the Les Cunningham Award as the American Hockey League's Most Valuable Player in 2001-02 with the Worcester IceCats. Boguniecki ended his playing career as a player/coach with the Alaska Aces of the ECHL, alongside Brent Thompson.

Before going pro, Boguniecki played four seasons at the University of New Hampshire from 1993-97.



## JOHN VAZZANO

### VIDEO COACH

John Vazzano joined the Sound Tigers as a video coach in 2014-15, marking his first professional coaching position.

Prior to joining the Sound Tigers, Vazzano played goalie at the University of Vermont.

A native of Trumbull, CT, Vazzano graduated from The Gunnery in Washington, CT.

MANAGEMENT

THE PLAYERS

IN THE SYSTEM

2014 NHL ENTRY DRAFT

SOUND TIGERS

YEAR IN REVIEW



**SEASON-BY-SEASON RECORD**

SEASON	GP	W	L	T*	OTL**	PTS	GF	GA	DIVISION	CONFERENCE	LEAGUE	PLAYOFF RESULT
2001-01	80	43	25	8	4	98	240	192	1st in East	1st in Eastern	1st in AHL	Lost Calder Cup Final
2002-03	80	40	26	11	3	94	219	198	2nd in East	5th in Eastern	9th in AHL	Lost Conf. Semifinal
2003-04	80	41	23	12	4	98	178	140	2nd in East	3rd in Eastern	5th in AHL	Lost Div. Semifinal
2004-05	80	37	38	4	1	79	192	222	6th in East	12th in Eastern	22nd in AHL	Did Not Qualify
2005-06	80	38	33	6	3	85	246	253	4th in East	8th in Eastern	16th in AHL	Lost Div. Semifinal
2006-07	80	36	37	1	6	79	229	267	5th in East	11th in Eastern	21st in AHL	Did Not Qualify
2007-08	80	40	36	1	3	84	225	240	5th in East	9th in Eastern	20th in AHL	Did Not Qualify
2008-09	80	49	23	3	5	106	241	212	2nd in East	3rd in Eastern	6th in AHL	Lost Div. Semifinal
2009-10	80	38	32	4	6	86	201	220	5th in Atlantic	8th in Eastern	16th in AHL	Lost Div. Semifinal
2010-11	80	30	39	4	7	71	218	266	7th in Atlantic	14th in Eastern	28th in AHL	Did Not Qualify
2011-12	76	41	26	3	6	91	233	219	1st in Northeast	3rd in Eastern	6th in AHL	Lost Conf. Quarterfinal
2012-13	76	32	32	7	5	76	218	242	3rd in Northeast	11th in Eastern	23rd in AHL	Did Not Qualify
2013-14	76	28	40	2	6	64	183	238	5th in Northeast	14th in Eastern	29th in AHL	Did Not Qualify
2014-15	76	28	40	7	1	64	213	246	5th in Northeast	15th in Eastern	28th in AHL	Did Not Qualify

\* T - Ties were eliminated starting in the 2004-05 season (replaced with OTL) \*\* Shootout losses replaced OTL in the 2004-05 season

**SOUND TIGERS RECORD VS. AHL**

ALL-TIME	GP	W	L/OTL	T/SOL	ALL-TIME	GP	W	L/OTL	T/SOL
Abbotsford Heat	4	2	2	0	Portland Pirates	70	27	41	2
Albany/Lowell Devils	62	37	25	0	Providence Bruins	70	28	32	10
Binghamton Senators	64	34	28	2	Quebec Citadels	2	2	0	0
Charlotte Checkers/Albany River Rats	66	32	23	11	Rochester Americans	2	2	0	0
Cincinnati Ducks	4	3	1	0	San Antonio Rampage	6	3	3	0
Hamilton Bulldogs	4	2	1	1	Springfield Falcons	86	43	37	6
Hartford Wolf Pack/Connecticut Whale	142	64	67	11	St. John's Flames	8	7	1	0
Hershey Bears	72	29	39	4	St. John's IceCaps	12	3	6	3
Houston Aeros	6	3	2	1	St. John's Maple Leafs	8	2	3	3
Lehigh Valley/Adk./Phila. Phantoms	84	45	34	5	Syracuse Crunch	24	14	8	2
Lowell Lock Monsters	22	15	6	1	Utah Grizzlies	8	6	2	0
Manchester Monarchs	64	22	37	5	Utica Comets	2	1	1	0
Manitoba Moose	4	0	4	0	Wilkes-Barre/Scranton Penguins	68	30	33	5
Milwaukee Admirals	2	1	1	0	Worcester Ice Cats	12	8	3	1
Norfolk Admirals	80	35	41	4	Worcester Sharks	46	21	22	3

**ALL-TIME REG. SEASON PLAYER RECORDS**

**PLAYERS**

Most points in one season	Jeff Tambellini (2007-08)	76
Most goals in one season	Jeff Hamilton (2003-04)	43
Most assists in one season	Rob Collins (2005-06)	48
Most penalty minutes in a season	Eric Godard (2004-05)	295
Most power-play goals in a season	Jeff Hamilton (2003-04)	20
Most short-handed goals in season	Jeff Tambellini (2007-08)	6
Most game-winners in a season	Jeff Hamilton (2003-04)	15 (AHL record)
Most points in one game	Blake Comeau (10/13/06)	5
	Jeff Tambellini (4/4/08)	
	Greg Mauldin (2/13/10)	
	Ryan Strome (11/1/13)	
Most goals in one game	Sean Bergenheim (2/22/06)	4
Most assists in one game	Blake Comeau (10/8/06)	4
	Robert Nilsson (12/16/06)	
	Mike Iggulden (12/13/08)	
	Greg Mauldin (2/13/10)	
	Jeremy Colliton (3/25/11)	
	Jeremy Colliton (4/5/11)	
	Kael Moullierat (2/11/12)	
	Tony Romano (3/27/12)	
	Dustin Jeffrey (3/22/15)	
Most penalty minutes in one game	Eric Godard (2/1/02)	45
	Kip Brennan (11/17/07)	
Fastest hat trick	Rhett Rakhshani	1:59 (4/3/11)

**GOALTENDERS**

Appearances - Season	Rick DiPietro (2001-02)	59
Minutes Played - Season	Rick DiPietro (2001-02)	3,471
Wins - Season	Rick DiPietro (2001-02)	30
Losses - Season	Wade Dubielewicz (2004-05)	23
Shutouts - Season	Wade Dubielewicz (2003-04)	9
Shutouts - Career	Wade Dubielewicz (2003-07)	15
Lowest GAA - Season	Wade Dubielewicz (2003-04)	1.38 (AHL record)
Highest SV% - Season	Wade Dubielewicz (2003-04)	.946 (AHL record)
Most Saves - Game	Wade Dubielewicz (2/9/07)	52
Most Saves - Season	Kevin Poulin	1,423

**ALL-TIME REG. SEASON TEAM RECORDS**

Division Championships	2	2001-02, 2011-12
Overall regular season championships	1	2001-02
Most points in one season	106	2008-09
Fewest points in one season	64	2013-14
		2014-15
Most wins in one season	49	2008-09
Fewest wins in one season	28	2013-14
		2014-15
Most losses in one season	50	2010-11
Most ties in one season	12	2003-04
Fewest ties in one season	8	2001-02
Most shootout losses in one season	7	2010-11
Fewest shootout losses in one season	1	2004-05
		2014-15
Most goals scored in one season	246	2005-06
Fewest goals scored in one season	178	2003-04
Most goals allowed in one season	267	2006-07
Fewest goals allowed in one season	140	2003-04
Most penalty minutes in one season	1,834	2004-05
Longest home winning streak	9 games	1/24/07 - 2/20/07
Longest away winning streak	8 games	1/4/12 - 2/3/12
Longest overall losing streak	10 games	2/8/15 - 3/6/15
Longest home losing streak	8 games	2/8/15 - 3/21/15
Longest away losing streak	8 games	12/2/11 - 12/31/11
Longest winless streak at home	9 games	1/2/11 - 2/13/11 (0-6-2-1)
Longest away winless streak	15 games	11/25/04 - 2/2/05 (0-13-1-1)
Longest winless streak overall	12 games	3/19/14 - 4/14/14 (0-10-0-2)
Longest overall undefeated streak	20 games	10/25/03 - 12/14/03 (17-0-3)
Longest home undefeated streak	11 games	10/18/02 - 12/4/02 (9-0-2)
Longest away undefeated streak	12 games	10/25/03 - 12/20/03 (10-0-2)
Longest overall winning streak	9 games	2/2/02 - 2/23/02
		11/9/03 - 11/29-03

MANAGEMENT

THE PLAYERS

IN THE SYSTEM

2014 NHL ENTRY DRAFT

SOUND TIGERS

YEAR IN REVIEW

**2014-15 FINAL SCORING**

NO.	PLAYER	GP	G	A	PTS	PIM	+/-	PP	SH	GW	S
22	Alan Quine	75	23	38	61	34	-11	7	0	4	139
21	Kael Mouillierat	69	24	26	50	110	-21	7	1	3	157
27	Aaron Ness	74	8	37	45	62	-10	2	1	1	140
16	Harry Zolnierczyk	60	18	26	44	78	-3	7	1	2	144
13	Colin McDonald	40	14	21	35	28	-7	4	1	0	106
6	Ryan Pulock	54	17	12	29	6	-6	13	0	4	134
12	C.J. Stretch	45	7	20	27	34	-1	4	0	0	75
20	Dustin Jeffrey	20	8	15	23	4	+14	1	0	1	38
89	Cory Conacher	28	5	18	23	30	-8	3	0	0	61
8	Griffin Reinhart	59	7	15	22	64	-13	2	0	0	72
23	John Persson	54	11	10	21	28	-11	3	0	0	102
28	Johan Sundstrom	72	7	12	19	81	0	1	0	1	143
2	Jesse Graham	39	3	16	19	20	-5	1	0	0	63
26	Mike Halmo	33	10	8	18	83	-2	3	0	3	79
49	Sebastian Collberg	43	4	14	18	13	-6	0	0	2	56
7	Scouter Vaughan	71	9	7	16	102	-13	3	0	0	112
11	Chris Langkow	69	8	8	16	26	-10	0	2	1	52
10	Scott Mayfield	69	1	13	14	173	-12	0	0	0	89
17	Colton Gillies	70	5	8	13	72	+4	0	0	1	89
4	Adam Pelech	65	0	11	11	48	-2	0	0	0	67
14	Justin Courtnall	40	4	3	7	82	0	0	1	0	82
24	Kevin Czuczman	50	1	6	7	56	+4	0	0	0	77
45	Carson McMillan	21	4	2	6	4	+1	4	0	0	27
44	Brett Gallant	45	2	4	6	247	-1	1	0	0	31
9	Anders Lee	5	3	2	5	2	0	2	0	1	18
5	Matt Lashoff	11	1	3	4	22	-4	0	0	0	8
3	Matt Carkner	19	2	1	3	38	+2	0	0	0	29
3	Andrey Pedan	6	0	3	3	51	+3	0	0	0	5
76	Mario Lamoureux	2	1	0	1	0	-1	0	0	0	3
19	Cam Reid	2	1	0	1	14	+1	0	0	0	4
76	Colin Markison	6	1	0	1	0	+1	0	0	1	9
59	Peter Sivak	6	1	0	1	2	+1	1	0	0	9
5	Mark Nemecek	2	0	1	1	0	0	0	0	0	1
63	Lukas Sutter	17	0	1	1	44	-1	0	0	0	44
60	Kevin Poulin	45	0	1	1	23	0	0	0	0	0
19	Jason Bast	2	0	0	0	0	+1	0	0	0	2
56	Ross Johnston	2	0	0	0	0	0	0	0	0	2
41	Calder Brooks	3	0	0	0	2	0	0	0	0	2
19	Jack MacLellan	3	0	0	0	2	-2	0	0	0	2
41	Dyson Stevenson	4	0	0	0	5	-1	0	0	0	2
1	C.J. Motte	4	0	0	0	0	0	0	0	0	0
31	Kent Simpson	4	0	0	0	0	0	0	0	0	0
31	Stephon Williams	5	0	0	0	0	0	0	0	0	0
19	Tanner Eberle	6	0	0	0	0	-1	0	0	0	3
33	Mark Louis	7	0	0	0	18	-1	0	0	0	1
33	David Leggio	23	0	0	0	4	0	0	0	0	0

MANAGEMENT

THE PLAYERS

IN THE SYSTEM

2014 NHL ENTRY DRAFT

SOUND TIGERS

YEAR IN REVIEW

**2014-15 GOALTENDING**

NO.	GOALTENDER	GP	MINS	AVG	W	L	SOL	SO	GA	SA	SV	SV %
60	Kevin Poulin	45	2611:55	2.87	16	21	7	2	125	1427	1302	.912
33	David Leggio	23	1267:00	3.93	7	13	0	1	83	598	515	.861
31	Stephon Williams	5	255:15	2.12	3	1	0	0	9	140	131	.936
1	C.J. Motte	4	241:04	2.49	1	2	1	0	10	121	111	.917
31	Kent Simpson	4	206:43	2.61	1	3	0	0	9	90	81	.900

## 2014-15 GAME-BY-GAME RESULTS

NO.	DATE	OPPONENT	SCORE	W GOAL	GOALIES OF RECORD (W/L)	RECORD
1	Oct. 11	St. John's	L 3-2	Julien Brouillette	Connor Hellebuyck/Kevin Poulin	0-1-0-0
2	Oct. 12	St. John's	W 6-3	Sebastian Collberg	David Leggio/Jussi Olkinuora	1-1-0-0
3	Oct. 17	Albany	W 5-4 (SO)	Kael Mouillierat	Kevin Poulin/Keith Kinkaid	2-1-0-0
4	Oct. 18	at Albany	L 3-2	Paul Thompson	Scott Wedgewood/David Leggio	2-2-0-0
5	Oct. 19	Springfield	W 4-3 (OT)	Anders Lee	Kevin Poulin/Oscar Dansk	3-2-0-0
6	Oct. 25	at St. John's	L 2-1 (SO)	Brenden Kichton	Connor Hellebuyck/Kevin Poulin	3-2-0-1
7	Oct. 26	at St. John's	W 5-3	Ryan Pulock	David Leggio/Peter Budaj	4-2-0-1
8	Nov. 1	at Albany	W 4-1	Colton Gillies	Kevin Poulin/Scott Wedgewood	5-2-0-1
9	Nov. 2	Springfield	L 4-3	Jerry D'Amigo	Oscar Dansk/David Leggio	5-3-0-1
10	Nov. 5	Norfolk	W 3-1	Alan Quine	Kevin Poulin/Ryan Faragher	6-3-0-1
11	Nov. 8	Albany	W 7-2	Mike Halmo	Kevin Poulin/Scott Wedgewood	7-3-0-1
12	Nov. 9	Albany	W 4-3 (SO)	C. J. Stretch	Kevin Poulin/Scott Clemmensen	8-3-0-1
13	Nov. 14	at Hartford	W 6-1	Mike Halmo	Kevin Poulin/Cedrick Desjardins	9-3-0-1
14	Nov. 15	Hartford	W 5-2	Mike Halmo	David Leggio/Mackenzie Skapski	10-3-0-1
15	Nov. 16	Springfield	L 5-3	Kerby Rychel	Anton Forsberg/Kevin Poulin	10-4-0-1
16	Nov. 21	at Springfield	L 5-2	Kerby Rychel	Anton Forsberg/Kevin Poulin	10-5-0-1
17	Nov. 22	at Hartford	L 2-1 (OT)	Mat Bodie	Mackenzie Skapski/Kevin Poulin	10-5-1-1
18	Nov. 23	at Albany	L 5-2	Raman Hrabarenka	Keith Kinkaid/David Leggio	10-6-1-1
19	Nov. 28	at Manchester	L 3-2 (OT)	Nic Dowd	Jean-Francois Berube/Kevin Poulin	10-6-2-1
20	Nov. 29	Hartford	L 3-1	Ryan Bourque	Cedrick Desjardins/David Leggio	10-7-2-1
21	Nov. 30	Providence	W 3-0	Harry Zolnierczyk	Kevin Poulin/Jeremy Smith	11-7-2-1
22	Dec. 5	at Hershey	L 6-3	Chris Brown	Phillipp Grubauer/David Leggio	11-8-2-1
23	Dec. 6	at Lehigh Valley	W 3-2 (SO)	Kael Mouillierat	Kevin Poulin/Rob Zepp	12-8-2-1
24	Dec. 7	Lehigh Valley	L 5-3	Brandon Manning	Anthony Stolarz/Kevin Poulin	12-9-2-1
25	Dec. 12	at W-B/Scranton	L 4-1	Bryan Rust	Jeff Zatkoff/Kevin Poulin	12-10-2-1
26	Dec. 14	Hartford	L 5-4 (OT)	Chris Mueller	Cedrick Desjardins/Kevin Poulin	12-10-3-1
27	Dec. 19	at Norfolk	W 5-2	Ryan Pulock	David Leggio/Jason LaBarbera	13-10-3-1
28	Dec. 20	at Norfolk	L 2-1	Max Friberg	John Gibson/Kevin Poulin	13-11-3-1
29	Dec. 26	Providence	W 2-0	Alan Quine	Kevin Poulin/Malcolm Subban	14-11-3-1
30	Dec. 27	at W-B/Scranton	W 5-0	Kael Mouillierat	David Leggio/Matt Murray	15-11-3-1
31	Dec. 30	at Worcester	L 6-2	Travis Oleksuk	Troy Grosenick/David Leggio	15-12-3-1
32	Jan. 2	at Providence	L 4-2	Ben Youds	Malcolm Subban/Kevin Poulin	15-13-3-1
33	Jan. 3	Albany	L 7-4	Graham Black	Maxime Clermont/David Leggio	15-14-3-1
34	Jan. 4	Albany	W 4-3	Alan Quine	Kevin Poulin/Scott Wedgewood	16-14-3-1
35	Jan. 9	at Portland	W 4-1	Harry Zolnierczyk	Kevin Poulin/Mike McKenna	17-14-3-1
36	Jan. 10	at Albany	L 3-1	Joe Whitney	Maxime Clermont/Kevin Poulin	17-15-3-1
37	Jan. 11	at Hartford	W 4-3 (OT)	Kael Mouillierat	David Leggio/Mackenzie Skapski	18-15-3-1
38	Jan. 16	at Providence	L 3-2 (OT)	Brian Ferlin	Jeremy Smith/Kevin Poulin	18-15-4-1

**2014-15 GAME-BY-GAME RESULTS (CONT.)**

NO.	DATE	OPPONENT	SCORE	W GOAL	GOALIES OF RECORD (W/L)	RECORD
39	Jan. 17	Syracuse	L 6-2	Mike Blunden	Kristers Gudlevskis/David Leggio	18-16-4-1
40	Jan. 18	Syracuse	W 2-1	Aaron Ness	Kevin Poulin/Andrei Vasilevskiy	19-16-4-1
41	Jan. 21	at Albany (in Newark)	L 5-3	Paul Thompson	Scott Clemmensen/Kevin Poulin	19-17-4-1
42	Jan. 23	at Portland	L 4-2	Brandon Gormley	Louis Domingue/Kevin Poulin	19-18-4-1
43	Jan. 24	Portland	L 3-2 (OT)	Justin Hodgman	Louis Domingue/Kevin Poulin	19-18-5-1
44	Jan. 30	at Hartford	L 8-6	Danny Kristo	Yann Danis/Kent Simpson	19-19-5-1
45	Jan. 31	Portland	L 6-4	Francis Wathier	Mike McKenna/Kent Simpson	19-20-5-1
46	Feb. 6	at Syracuse	W 2-1 (OT)	Kael Mouillierat	David Leggio/Kristers Gudlevskis	20-20-5-1
47	Feb. 7	Hartford	W 3-2 (OT)	Chris Langkow	Kevin Poulin/Yann Danis	21-20-5-1
48	Feb. 8	W-B/Scranton	L 3-1	Carter Rowney	Matt Murray/David Leggio	21-21-5-1
49	Feb. 13	at Providence	L 6-3	Seth Griffith	Malcolm Subban/Kevin Poulin	21-22-5-1
50	Feb. 14	at Manchester	L 5-2	Jordan Weal	Patrik Bartosak/David Leggio	21-23-5-1
51	Feb. 15	Hershey	L 5-1	Chris Conner	Phoenix Copley/David Leggio	21-24-5-1
52	Feb. 21	at Hershey	L 4-3	Chris Conner	Phillipp Grubauer/David Leggio	21-25-5-1
53	Feb. 22	Norfolk	L 3-2	Max Friberg	Ryan Faragher/Kevin Poulin	21-26-5-1
54	Feb. 27	at Springfield	L 5-3	Michael Chaput	Anton Forsberg/Kevin Poulin	21-27-5-1
55	Feb. 28	at Springfield	L 3-0	Mike Hoeffel	Anton Forsberg/Kevin Poulin	21-28-5-1
56	Mar. 1	W-B/Scranton	L 7-0	Tom Kuhnhackl	Matt Murray/David Leggio	21-29-5-1
57	Mar. 6	at Lehigh Valley	L 2-1 (OT)	Jason Akeson	Rob Zepp/Kevin Poulin	21-29-6-1
58	Mar. 7	at Worcester	W 4-3	Sebastian Collberg	Kevin Poulin/Troy Grosenick	22-29-6-1
59	Mar. 11	Worcester	L 5-1	John McCarthy	Troy Grosenick/Kevin Poulin	22-30-6-1
60	Mar. 14	Lehigh Valley	L 4-2	Jason Akeson	Anthony Stolarz/Kevin Poulin	22-31-6-1
61	Mar. 15	Syracuse	L 2-0	Yanni Gourde	Kristers Gudlevskis/Kent Simpson	22-32-6-1
62	Mar. 20	at Springfield	W 3-1	Ryan Pulock	Kent Simpson/Scott Munroe	23-32-6-1
63	Mar. 21	Providence	L 3-2	Ethan Werek	Jeremy Smith/Kevin Poulin	23-33-6-1
64	Mar. 22	Binghamton	W 7-1	Alan Quine	Kevin Poulin/Peter Mannino	24-33-6-1
65	Mar. 27	at Syracuse	L 4-3	Joel Vermin	Kristers Gudlevskis/Kevin Poulin	24-34-6-1
66	Mar. 28	at Binghamton	W 4-1	Ryan Pulock	C.J. Motte/Peter Mannino	25-34-6-1
67	Mar. 29	Hershey	L 4-3	Jim O'Brien	Phoenix Copley/Kevin Poulin	25-35-6-1
68	Apr. 1	Springfield	L 2-1	Mike Hoeffel	Scott Munroe/C.J. Motte	25-36-6-1
69	Apr. 4	Syracuse	W 3-2	Johan Sundstrom	Stephon Williams/Allen York	26-36-6-1
70	Apr. 6	Worcester	W 4-1	Dustin Jeffrey	Stephon Williams/Troy Grosenick	27-36-6-1
71	Apr. 10	at Syracuse	L 4-3 (OT)	Ryan Martindale	Kristers Gudlevskis/C.J. Motte	27-36-7-1
72	Apr. 11	Manchester	L 5-3	Zach O'Brien	Jean-Francois Berube/Stephon Williams	27-37-7-1
73	Apr. 12	Manchester	L 4-0	Colin Miller	Patrik Bartosak/Kevin Poulin	27-38-7-1
74	Apr. 17	at Hartford	L 3-2	Marek Hrivik	Yann Danis/C.J. Motte	27-39-7-1
75	Apr. 18	at Syracuse	W 4-2	Colin Markison	Stephon Williams/Adam Wilcox	28-39-7-1
76	Apr. 19	Hartford	L 2-1	Ryan Potulny	Jeff Malcolm/Kevin Poulin	28-40-7-1

MANAGEMENT

THE PLAYERS

IN THE SYSTEM

2014 NHL ENTRY DRAFT

SOUND TIGERS

YEAR IN REVIEW

## TOP-TEN LISTS

GAMES		GOALS		ASSISTS		POINTS	
Mark Wotton	368	Jeff Hamilton	89	Jeremy Colliton	126	Jeremy Colliton	203
Jeremy Colliton	326	Jeremy Colliton	77	Rob Collins	110	Rob Collins	163
Steve Regier	290	Trevor Smith	72	Aaron Ness	100	Jeff Hamilton	155
Aaron Ness	280	Jeff Tambellini	71	Steve Regier	89	Steve Regier	150
Micheal Haley	247	Steve Regier	61	Mark Wotton	88	Trevor Smith	149
Tomas Marcinko	243	Trent Hunter	60	Matt Donovan	87	Jeff Tambellini	138
Justin Mapletoft	240	Rob Collins	53	Justin Mapletoft	83	Trent Hunter	136
Sean Bentivoglio	226	David Ullstrom	50	Trevor Smith	77	Justin Mapletoft	130
Rob Collins	220	Justin Mapletoft	47	Ben Walter	76	Aaron Ness	123
Trevor Smith	214	Justin DiBenedetto	45	Trent Hunter	76	Matt Donovan	119

## THE LAST TIME THE SOUND TIGERS...

	HOME	AWAY
WON (Regulation)	4/6/15 vs. Worcester (4-1)	4/18/15 at Syracuse (4-2)
LOST (Regulation)	4/19/15 vs. Hartford (4-0)	4/17/15 at Hartford (3-2)
TIED (Regulation)	4/10/05 vs. Philadelphia (0-0)	4/11/05 at W-B/Scranton (2-2)
WON IN OVERTIME	2/7/15 vs. Hartford (3-2)	2/6/15 at Syracuse (2-1)
LOST IN OVERTIME	1/24/15 vs. Portland (3-2)	4/10/15 at Syracuse (4-3)
WON IN SHOOTOUT	11/9/14 vs. Albany (4-3)	12/6/14 at Lehigh Valley (3-2)
LOST IN SHOOTOUT	3/22/14 vs. St. John's (2-1)	10/25/14 at St. John's (2-1)
SHUT OUT AN OPPONENT	12/26/14 vs. Providence (Poulin, 2-0)	12/27/15 at Wilkes-Barre/Scranton (Leggio, 5-0)
WERE SHUT OUT	4/12/15 vs. Manchester (Bartosak, 4-0)	2/28/15 at Springfield (3-0 L)
PLAYED A SCORELESS TIE	4/10/05 vs. Philadelphia (0-0)	N.A.
OUTSHOT THE OPPOSITION	3/29/15 vs. Hershey (34-22, 4-3 L)	4/17/15 at Hartford (32-16, 3-2 L)
WERE OUTSHOT	4/19/15 vs. Hartford (33-28, 2-1 L)	4/18/15 at Syracuse (33-19, 4-2 W)
SCORED ON POWER-PLAY	4/11/15 vs. Manchester (1/3, 5-3 L)	4/18/15 at Syracuse (1/4, 4-2 W)
ALLOWED POWER-PLAY GOAL	4/12/15 vs. Manchester (1/4, 4-0 L)	4/18/15 at Syracuse (1/7, 4-2 W)
SCORED SHORTHANDED	11/30/14 vs. Providence (Zolnierczyk, 3-0 W)	2/13/15 at Providence (Langkow, 6-3 L)
ALLOWED SHORTHANDED GOAL	4/12/15 vs. Manchester (Mersch, 4-0 L)	2/21/15 at Hershey (Conner, 4-3 L)
WON WHEN OUTSHOT	4/6/15 vs. Worcester (32-25, 4-1 W)	4/18/15 at Syracuse (33-19, 4-2 W)
LOST WHEN OUTSHOOTING OPP	3/29/15 vs. Hershey (34-22, 4-3 L)	4/17/15 at Hartford (32-16, 3-2 L)
WON WHEN TRAILING AFTER 2ND	10/19/14 vs. Springfield (4-3 OT)	12/6/14 at Lehigh Valley (3-2 SO)
LOST WHEN LEADING AFTER 2ND	4/1/15 vs. Springfield (2-1)	4/10/15 at Syracuse (4-3 OT)
SCORED AN EMPTY NET GOAL	4/6/15 vs. Worcester (McMillan, 4-1 W)	4/18/15 at Syracuse (Mayfield, 4-2 W)
ALLOWED AN EMPTY NET GOAL	4/11/15 vs. Manchester (Crescenzi, 5-3 L)	2/27/15 at Springfield (Tyrell, 5-3 L)
SCORED ON REG. PENALTY SHOT	2/13/11 vs. Portland (Bourbeau vs. Enroth, 6-3 L)	2/15/14 at SPR (Strome vs. McKenna, 5-2 W)
ALLOWED A REG. PENALTY SHOT	4/11/15 vs. Manchester (Mersch vs. Poulin, 5-3 L)	11/21/14 at Springfield (Collins vs. Poulin, 5-3 L)
MISSED A REG. PENALTY SHOT	2/12/12 vs. Connecticut (Howes vs. Johnson, 2-1 OTW)	10/20/12 at WBS (Niederreiter vs. Thiessen, 3-2 W)
STOPPED A REG. PENALTY SHOT	11/2/14 vs. Springfield (Tyrell vs. Leggio, 4-3 L)	11/21/14 at Springfield (Rychel vs. Leggio, 5-3 L)
RECORDED A HAT TRICK	1/26/14 vs. Syracuse (Persson, 6-5 W)	10/9/11 at Albany (DiBenedetto, 4-2 W)
ALLOWED A HAT TRICK	11/4/12 vs. W-B/Scranton (Thompson, 5-3 L)	3/14/14 at Manchester (O'Neill, 7-0 L)
WON A 1-0 GAME	2/18/07 vs. Wilkes-Barre/Scranton	3/19/04 at Hartford
LOST A 1-0 GAME	11/20/10 vs. Manchester	1/23/09 at Portland

## SOUND TIGERS CAPTAINS

2001-03	None	2011-12	Jeremy Colliton
2003-04	Alan Letang	2012-13	Colin McDonald
2004-05	Keith Aldridge		Matt Watkins
	Richard Seeley	2013-14	Chris Bruton
	Ed Campbell	2014-15	Aaron Ness
2006-11	Mark Wotton		

## THIS DATE IN SOUND TIGERS HISTORY

<b>MAR. 28, 2000</b>	The American Hockey League awards a franchise to Bridgeport, with the team to begin play in the 2001-02 season
<b>SEPT. 20, 2000</b>	The Bridgeport franchise adopts the name "Sound Tigers"
<b>JUN. 27, 2001</b>	The Sound Tigers inaugural jerseys are unveiled
<b>JUL. 26, 2001</b>	Steve Stirling is named the first head coach of the Sound Tigers
<b>AUG. 23, 2001</b>	The Sound Tigers name the Trenton Titans as their East Coast Hockey League affiliate
<b>OCT. 5, 2001</b>	The Sound Tigers play their first game in Rochester against the Americans. Dave Morisset scores the first goal in franchise history and goalie Rick DiPietro earns a 3-0 shutout.
<b>OCT. 10, 2001</b>	The Sound Tigers play their first home game at Arena at Harbor Yard against the Philadelphia Phantoms. The Phantoms win 4-1
<b>OCT. 12, 2001</b>	The Sound Tigers play their first game against their Connecticut rival, the Hartford Wolf Pack, and record their first home victory, 6-2
<b>APR. 14, 2002</b>	The Sound Tigers play their first playoff game and defeat the Manitoba Moose 5-0
<b>MAY-JUN., 2002</b>	The Sound Tigers win the Eastern Conference Finals over the Hamilton Bulldogs, before being defeated by the Chicago Wolves in the Calder Cup Finals
<b>JAN. 4, 2003</b>	The Sound Tigers host one of their biggest crowds in team history when 8,183 fans filled Arena at Harbor Yard to see the Sound Tigers take on the Hartford Wolf Pack
<b>APR. 18, 2003</b>	The Sound Tigers complete a sweep of the Manchester Monarchs in the first round of the Eastern Conference Quarterfinals
<b>JUN. 3, 2003</b>	Steve Stirling is promoted to Head Coach of the New York Islanders; The Sound Tigers name Greg Cronin Head Coach
<b>OCT. 6, 2003</b>	Alan Letang is named the first team captain in Sound Tigers history
<b>OCT. 12, 2003</b>	Goalie Wade Dubielewicz makes his professional debut against the Philadelphia Phantoms in a losing effort, 3-1
<b>OCT. 26, 2003</b>	Dubielewicz collects his first pro win against the Wilkes-Barre/Scranton Penguins, 4-1 and the team continued on a 20-game unbeaten streak
<b>JUL. 7, 2004</b>	Owner Roy Boe is awarded the Thomas Ebright Award for contributions to the AHL
<b>JUL. 22, 2004</b>	The New York Islanders purchase Bridgeport's AHL franchise rights, taking control of their minor league affiliate
<b>OCT. 13, 2004</b>	The Sound Tigers name Keith Aldridge team captain and Ryan Kraft and Jody Robinson Assistant Captains.
<b>OCT. 16, 2004</b>	The Sound Tigers open their season for the first time at home against the Albany River Rats, winning the game 4-1
<b>NOV. 6, 2004</b>	The Sound Tigers name Richard Seeley Captain
<b>DEC. 3, 2004</b>	After one of the ugliest brawls in team history, the Sound Tigers go on to defeat the Wilkes-Barre/Scranton Penguins 4-3 on two third-period goals by Rob Collins
<b>DEC. 23, 2004</b>	The Sound Tigers force overtime with 0.1 seconds remaining in the third period on a goal by Steve Regier, then win the game in a shootout over the Philadelphia Phantoms
<b>FEB. 17, 2005</b>	The NHL season is cancelled due to lockout
<b>FEB. 19, 2005</b>	The Sound Tigers play their first home game in history at Nassau Coliseum in front of a team record 16,297 fans. The Sound Tigers win 3-2 over the Wilkes-Barre/Scranton Penguins
<b>MAR. 15, 2005</b>	Ed Campbell is named team captain of the Sound Tigers
<b>APR. 12, 2005</b>	Coach Greg Cronin steps down as the Head Coach of the Sound Tigers to become the new Head Coach at Northeastern University
<b>JUN. 29, 2005</b>	Dave Baseggio is promoted to Head Coach of the Sound Tigers
<b>AUG. 4-8, 2005</b>	The Sound Tigers name Pat Bingham and Lane Lambert assistant coaches
<b>AUG. 10, 2005</b>	Charles B. Wang names Howard Saffan Team President of the Sound Tigers
<b>OCT. 4, 2005</b>	Kevin Colley is named the captain of the Sound Tigers
<b>DEC. 21, 2005</b>	The Sound Tigers beat the undefeated Wilkes-Barre/Scranton Penguins (14-0-0-1) 2-1 on two third period goals by Jeremy Colliton and Steve Regier
<b>JAN. 6, 2006</b>	Sean Bergenheim scores a goal with a second remaining to force overtime and a shootout, which the Sound Tigers win against the Hershey Bears
<b>FEB. 4, 2006</b>	Garth Snow makes a conditioning appearance with the Sound Tigers, winning 4-1 over the Providence Bruins
<b>MAR. 31, 2006</b>	Islanders first-round selection Ryan O'Marra makes his professional debut, scoring two goals in a 4-2 loss to the Philadelphia Phantoms
<b>APR. 13, 2006</b>	The Sound Tigers clinch a 2006 Calder Cup playoff berth, but are knocked out in the first round by the Wilkes-Barre/Scranton Penguins in a seven-game series
<b>JUL. 17, 2006</b>	Dan Marshall is named the Head Coach of the Sound Tigers; Jack Capuano and Joe Ferras are named the assistants
<b>JUL. 31, 2006</b>	The Pensacola Ice Pilots of the ECHL are named the top affiliate of the Sound Tigers
<b>AUG. 8, 2006</b>	The Sound Tigers unveil new uniforms that match the Islanders' orange and blue colors

MANAGEMENT

THE PLAYERS

IN THE SYSTEM

2014 NHL ENTRY DRAFT

SOUND TIGERS

YEAR IN REVIEW

**THIS DATE IN SOUND TIGERS HISTORY (continued)**

<b>AUG. 14, 2006</b>	Bernie Cassell is formally hired by the Sound Tigers as an assistant coach after serving as a part-time skills and conditioning coach for the prior three seasons
<b>OCT. 8, 2006</b>	Defenseman Mark Wotton is named team captain and the Sound Tigers win their season opener in Binghamton against the Senators 5-3
<b>OCT. 22, 2006</b>	The Sound Tigers host "Pink Rink Day," with proceeds from the game going towards the American Cancer Society
<b>OCT. 25, 2006</b>	Eric Boguniecki is acquired in a trade from the Columbus Blue Jackets in exchange for Ryan Caldwell
<b>NOV. 20, 2006</b>	Robert Nilsson is named AHL Player of the Week for scoring four goals and three assists in seven games for the week ending on November 19
<b>DEC. 17, 2006</b>	Allan Rourke scores against the Norfolk Admirals, setting off the second annual Teddy Bear Toss where all stuffed animals are donated to local charities and hospitals
<b>JAN. 14, 2007</b>	Sound Tigers host "New Haven Nighthawks Reunion," welcoming back Nighthawk players with an on-ice ceremony
<b>JAN. 15, 2007</b>	Frans Nielsen ties the Sound Tigers team record by registering at least one point in 12 consecutive games
<b>JAN. 29, 2007</b>	Wade Dubielewicz makes his second appearance as an AHL All-Star. He plays for Team Canada during the second period, making 11 saves on 13 shots
<b>FEB. 9, 2007</b>	Wade Dubielewicz sets a team record for most saves in a game with 52 in the Sound Tigers 4-2 victory over the Hershey Bears
<b>MAR. 11, 2007</b>	Eric Boguniecki scores a hat-trick against the Hershey Bears in the Sound Tigers 5-4 victory
<b>MAR. 12, 2007</b>	Eric Boguniecki is named the AHL Player of the Week for the period ending March 11, after registering four goals and five assists in three games during the week
<b>APR. 5, 2007</b>	Mark Wotton is named the Sound Tigers Man of the Year by the AHL
<b>APR. 30, 2007</b>	Jack Capuano is promoted to Head Coach of the Sound Tigers
<b>MAY 22, 2007</b>	The Islanders sign an affiliation agreement with the Utah Grizzlies (ECHL)
<b>OCT. 5, 2007</b>	The Sound Tigers name Jeff Tambellini and Tim Jackman assistant captains
<b>DEC. 6, 2007</b>	The Sound Tigers launch Sound TigersTV, a video portal modeled after the Islanders portal
<b>DEC. 31, 2007</b>	Jeff Tambellini is named AHL Player of the Week by the AHL
<b>JAN. 11, 2008</b>	Kyle Okposo makes his professional debut in Binghamton against the Senators, scoring two assists in a 3-2 loss
<b>JAN. 29, 2008</b>	Jeff Tambellini scored a goal in Team Canada's 9-8 victory in the AHL All-Star game in Binghamton, NY
<b>MAR. 3, 2008</b>	Trevor Smith is named the AHL Rookie of the Month for the month of February
<b>MAR. 27, 2008</b>	Pascal Morency is awarded the Sound Tigers league representative Man of the Year Award
<b>APR. 4, 2008</b>	Jeff Tambellini scores five points against the Philadelphia Phantoms, including the game-winning overtime tally to win the game for the Sound Tigers 6-5. He also eclipsed Trent Hunter's team record of 72 points in a season during the game
<b>APR. 7, 2008</b>	Jeff Tambellini is named AHL Player of the Week by the AHL
<b>AUG. 11, 2008</b>	The Islanders sign an affiliation agreement with the Odessa Jackalopes (CHL)
<b>MAR. 22, 2009</b>	The Sound Tigers surpass their former record of 43 wins in a season. They would complete the season with 49 victories
<b>MAR. 26, 2009</b>	Pascal Morency is awarded the Sound Tigers league representative Man of the Year Award for the second straight year
<b>APR. 17, 2009</b>	The Sound Tigers open the 2009 Calder Cup Playoffs at Nassau Coliseum for Game 1
<b>JUL. 7, 2009</b>	The Sound Tigers move to the Atlantic Division after competing in the East Division for the first eight years of the team's existence
<b>FEB. 13, 2010</b>	Greg Mauldin ties the franchise single-game record for points and assists with five (1g/4a) in a 6-4 win over the Hartford Wolf Pack
<b>MAR. 27, 2010</b>	Mark Wotton plays in his 291st game for the Sound Tigers, passing Steve Regier for most regular season games played in Sound Tigers history
<b>APR. 10, 2010</b>	Captain Mark Wotton plays in his 1000th North American professional game, a 2-0 win, which clinched a playoff berth for the second consecutive season
<b>JUL. 27, 2010</b>	The Islanders sign an affiliation agreement with the Kalamazoo Wings (ECHL)
<b>OCT. 9, 2010</b>	The Sound Tigers defeat the Worcester Sharks 5-4 in a shootout in front of a record 8,480 fans at Harbor Yard
<b>NOV. 15, 2010</b>	Jack Capuano is promoted to Head Coach of the New York Islanders. Assistant coach Pat Bingham is named the sixth coach in Sound Tigers history
<b>NOV. 26, 2010</b>	The Sound Tigers defeat the Hartford Wolfpack 4-3 in Hartford's final game before changing their name to the Connecticut Whale.
<b>DEC. 10, 2010</b>	Mark Wotton is named Captain of the 2011 AHL Eastern Conference All-Star Team
<b>JAN. 11, 2011</b>	Rhett Rakhshani is named to the 2011 AHL Eastern Conference All-Star Team

## THIS DATE IN SOUND TIGERS HISTORY (continued)

<b>FEB. 21, 2011</b>	David Ullstrom is named the AHL Player of the Week for Feb. 14-20, recording six goals in three games	MANAGEMENT
<b>MAR. 25, 2011</b>	Jeremy Colliton becomes the Sound Tigers all-time leading scorer with a four-assist performance in a 5-1 win at Portland	
<b>APR. 5, 2011</b>	Rhett Rakhshani sets a Sound Tigers record for fastest hat trick, recording three goals in a 1:59 span during a 6-2 win over Springfield	
<b>APR. 28, 2011</b>	Islanders owner Charles Wang and Sound Tigers president Howard Saffan hold a press conference at Webster Bank Arena to announce the creation of Harbor Yard Sports and Entertainment, LLC, managed by the Islanders and Sound Tigers. The new company assumes the day-to-day operations of Webster Bank Arena	
<b>JUN. 28, 2011</b>	Brent Thompson is named the seventh Head Coach in Sound Tigers history	THE PLAYERS
<b>JUL. 5, 2011</b>	The AHL announces a new divisional alignment. The Sound Tigers join the newly formed Northeast Division with Adirondack, Albany, Connecticut and Springfield	
<b>JUL. 12, 2011</b>	Former Sound Tiger/Islander and West Haven, Conn. native Eric Boguniecki is named Assistant Coach	
<b>OCT 6, 2011</b>	Jeremy Colliton is named the seventh captain in Sound Tigers history	
<b>OCT 15, 2011</b>	Jeremy Colliton becomes the Sound Tigers all-time leader in assists, with an assist in a 5-4 shootout win over Connecticut	IN THE SYSTEM
<b>NOV 18, 2011</b>	David Ullstrom extends his goal streak to seven games, a Sound Tigers record, with two goals against Connecticut	
<b>JAN 2-7, 2012</b>	Kevin Poulin sets a Sound Tigers record with three-straight shutouts before allowing a goal in the second period of 3-2 shootout win in Providence on Jan. 8. Poulin's shootout streak of 221:54 falls less than 40 minutes short of Johnny Bauer's AHL record	
<b>JAN 4, 2012</b>	Calvin de Haan is selected to represent the Sound Tigers at the 2012 AHL All-Star Classic in Atlantic City, NJ. Casey Cizikas was later named as de Haan's replacement due to injury	
<b>JAN 8, 2012</b>	Kevin Poulin is named the AHL Player of the Week for the week of Jan 2-8	2014 NHL ENTRY DRAFT
<b>JAN 28, 2012</b>	The Sound Tigers finish January with a 10-0-1 record and set a team record with seven straight road wins	
<b>FEB 11, 2012</b>	Micheal Haley nets his first AHL hat trick and the Sound Tigers defeat the Springfield Falcons 8-1 at Webster Bank Arena, setting a team record for most goals scored in one game	
<b>FEB 25, 2012</b>	Jeremy Colliton scores the eventual game-winning goal with 7:39 left in regulation of a 5-4 victory over the Providence Bruins, giving him his 200th career AHL point	
<b>APR 13, 2012</b>	The Sound Tigers clinch the Northeast Division title and their first division crown in a decade as Kevin Poulin makes 46 saves and the Sound Tigers beat the Providence Bruins 4-1 at the Dunkin' Donuts Center	SOUND TIGERS
<b>OCT 12, 2012</b>	Six different Sound Tigers have multi-point showings as Bridgeport scores five times in the second period to defeat the Connecticut Whale 6-4 at XL Center in Hartford on opening night of the 2012-13 campaign	
<b>NOV 3-4, 2012</b>	The Sound Tigers host two games free of charge at Webster Bank Arena for all Connecticut residents in the wake of Hurricane Sandy and announce crowds of 8,525 for both games, marking the largest attendances in Sound Tigers history	
<b>DEC 7, 2012</b>	Wethersfield, Conn. native Colin McDonald is named the eighth captain in Sound Tigers history	
<b>DEC 22, 2012</b>	The 20 players in the Sound Tigers lineup vs. Adirondack at Webster Bank Arena honor the 20 children who lost their lives in the Sandy Hook Elementary School tragedy by each wearing the last name of one of the victims in place of their own. It's the last time the Sound Tigers wear their alternate black jerseys; the Sound Tigers also commemorate those who were affected by the tragedy by wearing ribbons on their jerseys and wearing helmet stickers for the remainder of the season	YEAR IN REVIEW
<b>FEB 2, 2013</b>	Brock Nelson records his first pro hat trick in a 4-1 win vs. Norfolk at Webster Bank Arena	
<b>FEB 22, 2013</b>	Matt Watkins is named the ninth captain in Sound Tigers history, filling the void left by Colin McDonald who was recalled by the Islanders in January	
<b>MAR 17, 2013</b>	Rick DiPietro makes 33 saves in a 2-0 win vs. Albany, his first AHL shutout in over 10 years	
<b>APR 2, 2013</b>	Islanders 2011 fifth overall pick Ryan Strome scores on his first professional shot and assists on Long Island native Joey Diamond's game-winning goal as the Sound Tigers beat the Worcester Sharks 4-2 at DCU Center	NEW YORK ISLANDERS MEDIA GUIDE   294
<b>APR 4, 2013</b>	In the Bridgeport Sound Tigers' 1000th game as a franchise (including playoff games), Matt Donovan becomes the first Sound Tigers defenseman to record four points in a game with one goal and three assists in a 6-3 win vs. Worcester at Webster Bank Arena	
<b>Oct 5, 2013</b>	Chris Bruton is named the 10th captain in Sound Tigers history	
<b>Nov 2, 2013</b>	Forward Ryan Strome is named CCM/AHL Rookie of the Month for November 2013. Strome tallies 15 points (five goals, 10 assists) in 12 games, including a franchise record-tying five point performance in a 7-1 win over Worcester on Nov. 1	
<b>Feb 12, 2014</b>	Ryan Strome scores two goals for the AHL-All Star Team against Farjestad BK of the Swedish Hockey League	
<b>May 2, 2014</b>	Brent Thompson returns to the Sound Tigers for his second stint as head coach after two seasons as Islanders assistant coach	
<b>Oct 7, 2014</b>	Aaron Ness is named the 11th team captain in Sound Tigers history	
<b>Nov 8, 2014</b>	The Sound Tigers win their 500th regular season game in team history, scoring a franchise-high six power play goals in a 7-2 win over the Albany Devils	



## ALL-TIME PLAYOFF POINTS LEADERS

PLAYER	GP	G	A	PTS	SEASONS
1. Trent Hunter	26	15	15	30	01-03
2. Jason Krog	20	10	13	23	01-02
3. Juraj Kolnik	20	7	14	21	01-02
4. Justin Mapletoft	27	8	12	20	01-03
5. Raffi Torres	20	8	9	17	01-02

## YEAR-BY-YEAR CALDER CUP RECORDS

SEASON	OPPONENT	ROUND	W	L	WINNER
2001-02	Manitoba	CQF	3	1	Sound Tigers
	St. John's	CSF	4	0	Sound Tigers
	Hamilton	CF	4	3	Sound Tigers
2002-03	Chicago	F	1	4	Chicago
	Manchester	CQF	3	0	Sound Tigers
2003-04	Binghamton	CSF	2	4	Binghamton
	WB/Scranton	DSF	3	4	WB/Scranton
2004-05	DID NOT QUALIFY				
2005-06	WB/Scranton	DSF	3	4	WB/Scranton
2006-07	DID NOT QUALIFY				
2007-08	DID NOT QUALIFY				
2008-09	WB/Scranton	DSF	1	4	WB/Scranton
2009-10	Hershey	DSF	1	4	Hershey
2010-11	DID NOT QUALIFY				
2011-12	Connecticut	DSF	0	3	Connecticut
2012-13	DID NOT QUALIFY				
2013-14	DID NOT QUALIFY				
2014-15	DID NOT QUALIFY				

## ALL-TIME PLAYOFF INDIVIDUAL RECORDS

PLAYERS		
Most points in one playoff	Jason Krog (2002)	23
Most points in one playoff game	last: Daniel Tkaczuk (2003)	4
Most goals in one playoff	Jason Krog (2002)	10
Most goals in one playoff game	Jason Krog (2002)	3
Most assists in one playoff	Juraj Kolnik (2002)	14
Most assists in one playoff game	last: Daniel Tkaczuk (2003)	3
Most playoff games played	Justin Mapletoft	27

## GOALTENDERS

Most playoff appearances all-time	Rick DiPietro	25
Most wins in one playoff	Rick DiPietro (2002)	12
Most losses in one playoff	Rick DiPietro (2002)	8
Most shutouts in one playoff	Rick DiPietro (2002)	3
Lowest GAA in a playoff	Rick DiPietro (2003)	2.01
Highest SV% in a playoff	Wade Dubielewicz (2006)	.933

## PLAYOFF FACTS

Playoffs participated in	7
Number of individual series won	4
Number of individual series lost	7
Total number of playoff games played	56
Games won	25
Games lost	31
Number of overtime games	18
Overtime games won	6
Overtime games lost	12
Calder Cup Championships	0
Conference Championships	1 (2002)
Shutouts	4
Shutouts by opponents	6

## ALL-TIME NUMERICAL ROSTER

### #1

Rick DiPietro  
Dan Lombard\*  
Peter Mannino  
Mikko Koskinen  
Philippe Trudeau  
C.J. Motte

### #2

Ray Giroux  
Cole Jarrett  
Mike Jarmuth  
T.J. Kemp  
Kevin Mitchell  
Nick Martens  
Andrew MacDonald  
Aaron Johnson  
Jeff Dwyer  
Dylan Reese  
Dallas Jackson  
Riley Wetmore  
Guy Leboeuf  
Mike Dalhuisen  
Jesse Graham

### #3

Ray Schultz  
Daniel Tetrault  
Aaron Power  
Randy Perry  
Nic Bilotto  
Vince Macri  
Jeff State  
Chris Barr  
Denis Grebeshkov  
Jamie Fraser  
Michael Davies  
Travis Hamonic  
Andrey Pedan  
Matt Carkner

### #4

Ray Schultz  
Jody Robinson  
Joel Bouchard  
Dustin Kohn  
Mark Wotton  
Scott Campbell  
Mike Cornell  
Kyle Burroughs  
Adam Pelech

### #5

Marko Kiprusoff  
Chris Aldous  
Daniel Tetrault  
Jean-Francois David  
Mike Gaffney  
Keith Aldridge  
Paul Flache  
Rick Berry  
Dustin Kohn  
Jon Gleed  
Dustin Kohn  
Jamie Fritsch  
Blair Riley  
Jack Combs  
Mike Keenan  
Mark Nemecek  
Matt Lashoff

### #6

Mike Banwell  
Joel Broda  
Ryan Pulock

### #7

Dick Tarnstrom  
Marco Charpentier  
Mat Snesrud  
Eric Manlow  
Derek Edwardson  
Nathan Gillies  
Vince Macri  
Jeff Tambellini  
James Sixsmith  
Jordan Hart  
Robin Figren  
Justin DiBenedetto  
Tony Romano  
Dan Kissel  
Tyler Rueggsegger  
Jon Landry  
Scooter Vaughan

### #8

Peter Mika  
Doug Nolan  
Mat Snesrud  
Scott Ricci  
Tomi Pettinen  
Jim Campbell  
Cole Jarrett  
Bruno Gervais  
Ryan Kinasevich  
Brett Pickington  
Justin Bourne  
Jean Desrochers  
Tomas Marcinko  
Greg Moore  
Tony Romano  
Dustin Friesen  
Wes O'Neill  
Riley Emmerson  
Brian Day  
Nathan McIver  
Josh Holmstrom  
Sean Escobedo  
Matt Mangene  
Josh Holmstrom  
Griffin Reinhart

### #9

Blaine Down  
Tomi Pettinen  
Jeff Miles  
Jeff Tambellini  
Robert Nilsson  
Ben Walter  
Justin DiBenedetto  
Sean Wiles  
Ben Rosen  
Anders Lee

### #10

Bob Lachance  
Ted Donato  
Raffi Torres  
Mike Souza  
Sean Bergenheim  
Jamie Johnson  
Sean Bentivoglio  
Tyler Haskins  
Rhett Rakhshani  
Daniel Maggio  
Scott Mayfield

### #11

Mattias Weinhandl  
J.F. Caudron  
Wes Goldie  
Mike Bayrack  
John Morlang  
Vince Macri  
Jeff Hutchins  
Ian Manzano  
Robert Nilsson  
Chris Campoli  
Matt Reid  
Rob Rankin  
James Sixsmith  
Andrew MacDonald  
Tyler Haskins  
Rob Hennigar  
Robin Figren  
Jake Gannon  
Josh Bailey  
Casey Cizikas  
Andrew Clark  
Jon Sim  
Jason Clark  
Chris Langkow

### #12

Juraj Kolnik  
Radek Martinek  
Kevin Mitchell  
J.F. Caudron  
Marco Charpentier  
Cail MacLean  
Bruno Gervais  
Tomas Malec  
Scott Burt  
Tyler Haskins  
Kyle Okposo  
Brian Flood  
Tomas Marcinko  
Calvin de Haan  
C.J. Stretch

### #13

Blake Bellefeuille  
Mike Bayrack  
Jason Guerriero  
Mike Omicoli  
Todd Griffith  
Nick Martens  
Mark Parrish  
Victor Bartley  
Justin Taylor  
Dustin Friesen  
Brett Gallant  
Scott Howes  
Colin McDonald

### #14

Alexander Kharitonov  
Matt Libby  
Marco Charpentier  
Martin Chabada  
Chris Lynch  
Sean Bergenheim  
Chris Campoli  
Scott Ford  
Peter Tormey  
Blake Comeau  
Sean Bentivoglio  
Brady Leisenring  
Justin Taylor  
Tyler McNeely  
Matt Watkins  
Greg Miller  
Joey Martin  
Brant Harris  
Justin Courtnall

### #15

Ben Guite  
John Morlang  
Masi Marjamaki  
Joe Rullier  
Andy Sertich  
Tony Romano  
Greg Moore  
Dylan Reese  
Jean Bourbeau  
Jon Landry  
Ty Wishart  
Steve Oleksy  
Marc Cantin

### #16

Raffi Torres  
Kevin Colley  
Tim Jackman  
Mike Sillinger  
Joel Rechlicz  
Jon Sim  
Tomas Marcinko  
Sean Backman  
Chris Bruton  
Harry Zolnierczyk

### #17

Marco Charpentier  
Matt Higgins  
Justin Papineau  
Jason Pitton  
Shawn Bates  
Jeremy Reich  
Matt Martin  
Rob Schremp  
Brandon Svendsen  
Mike Sgroi  
Max MacKay  
Jake Newton  
Matt Lowry  
Nick Larson  
Colton Gillies

### #18

Graham Belak  
Tomi Pettinen  
Jeff Hamilton  
Ken Magowan  
Micheal Haley  
Jesse Joensuu  
Chad Costello  
Ryan Strome

### #19

Ben Guite  
Ryan Gillis  
Konstantin Kalmikov  
Rob Collins  
Luciano Aquino  
Gregg Johnson  
Scott Ford  
Bobby Hughes  
Jean Bourbeau  
Rhett Rakhshani  
Chris Blight  
Chris Barton  
Andrey Pedan  
Riley Wetmore  
Jason Bast  
Cam Reid  
Jack MacLellan  
Tanner Eberle

### #20

Jerry Adduono  
Steve Webb  
Luciano Aquino  
Ryan O'Marra  
Andy Sertich  
Dennis Packard  
Jon Gleed  
Ryan Duncan  
Justin DiBenedetto  
Greg Mauldin  
Eric Castonguay  
Jean Bourbeau  
Matt Campanale  
Kael Mouillierat  
Blair Riley  
Jeremy Langlois  
Jesse Graham  
Dustin Jeffrey

### #21

Trent Hunter  
Ryan Caldwell  
Jeremy Colliton  
James Sixsmith  
Riley Wetmore  
Dallas Jackson  
Mathieu Coderre-Gagnon  
Kael Mouillierat

### #22

Dustin Wood  
Daniel Tkaczuk  
Preston Mizzi  
Vince Macri  
Jason Sessa  
Jean Desrochers  
Joe Tallari  
Colton Fretter  
Dennis Packard  
Anton Klementyev  
Chris Langkow  
Jordie Johnston  
Nino Niederreiter  
Alan Quine

### #23

David Morisset  
Marco Charpentier  
Konrad McKay  
Tyler Rennette  
Derek Bekar  
Brett Nowak  
Ed Campbell  
Jeff Szwez  
Tim Sestito  
Jeremy Colliton  
Brandon Nolan  
Trevor Smith  
Keith Johnson  
Robin Figren  
Wes Cunningham  
Brandon Gentile  
John Persson

\*Wore number as backup goalie, but did not see action

MANAGEMENT

THE PLAYERS

IN THE SYSTEM

2014 NHL ENTRY DRAFT

SOUND TIGERS

YEAR IN REVIEW

**ALL-TIME NUMERICAL ROSTER (CONT.)**

MANAGEMENT

**#24**  
 Branislav Mezei  
 Kevin Bolibruck  
 Doug Schmidt  
 Jody Robinson  
 Luke Curtin  
 Matt Koalska  
 Derek Edwardson  
 Peter MacArthur  
 Chris Lee  
 Brett Westgarth  
 Brett Motherwell  
 David Ullstrom  
 Sean Wiles  
 Dimitry Antipin  
 Kevin Czuczman

THE PLAYERS

**#25**  
 Dave Karpa  
 Tomi Pettinen  
 Ryan Kinasewich  
 Tyler Mosienko  
 Joe Callahan  
 Mike Radja  
 Brett Motherwell  
 Nino Niederreiter  
 Jordan Hill  
 Adam Brace  
 Justin Mercier  
 Justin Hickman  
 Peter Boyd  
 Ben Rosen

IN THE SYSTEM

**#26**  
 Justin Mapletoft  
 Allan Rourke  
 Peter Ferraro  
 Jon Gleed  
 Rob Hisey  
 Mike Halmo

2014 NHL ENTRY DRAFT

**#27**  
 Dusan Salficky  
 David St. Germain  
 Brandon Smith  
 Ryan Kraft  
 Wyatt Smith  
 Jeremy Colliton  
 Darryl Bootland  
 Matt Keith  
 Vladimir Nikiforov  
 Junior Lessard  
 Matt Martin  
 Olivier Labelle  
 Rob Kwiet  
 Louis Liotti  
 Steve Tarasuk  
 Aaron Ness

SOUND TIGERS

**#28**  
 Jason Krog  
 Alan Letang  
 Brendan Yarema  
 Doug Christiansen  
 Joe Tallari  
 Mark Lee  
 Jean Desrochers  
 Jason Pitton  
 Phil Ginand  
 Trevor Frischmon  
 Johan Sundstrom

YEAR IN REVIEW

**#29**  
 Rick DiPietro  
 Marco Emond  
 Scott Stirling  
 Frederic Cloutier  
 Petteri Nokelainen  
 Mitch Fritz  
 Brock Nelson

**#30**  
 Cody Rudkowsky  
 Garth Snow  
 Michael Mole  
 Riley Gill  
 Alex Petizian\*  
 Stephen Valiquette\*  
 Joe Fallon  
 Nick Niedert\*  
 Nick Riopel\*  
 Reily Gill\*  
 Nick Niedert\*  
 Dan Clarke\*  
 Kenny Reiter  
 Parker Milner

**#31**  
 Nicholas Bilotto  
 Wade Dubielewicz  
 Kent Simpson  
 Stephon Williams

**#32**  
 Chris Armstrong  
 Alain Nasreddine  
 Brendan Witt  
 Anton Klementyev  
 Russ Sinkewich  
 Adam Huxley  
 Joey Diamond

**#33**  
 Nick Smith  
 Patrick Leahy  
 Matt Eldred  
 Graham Belak  
 Joe Dusabek  
 Ed Campbell  
 Travis Brigley  
 Jason Goulet  
 Eric Boguniecki  
 Mike Morrison  
 Tobias Stephan  
 Kris Mayotte  
 Scott Munroe  
 Jeremy Yablonski  
 Benn Olson  
 Kevin Moore  
 David Leggio  
 Mark Louis

**#34**  
 Dieter Kochan  
 Gregg Naumenko\*  
 Nick Boucher\*  
 Cody Rudkowsky

**#35**  
 Stephen Valiquette  
 Jim Sanca\*  
 Sebastien Laplante\*  
 Scott Stirling  
 Chris Madden  
 Billy Thompson  
 Joey MacDonald  
 Yann Danis  
 Brett Abel\*  
 Michael Mole  
 Kenny Reiter

**#36**  
 Evgeny Korolev  
 Dustin Wood  
 Adam Edinger  
 Chris Thompson  
 Benn Olson  
 Tim Wallace  
 Matthew Pistilli  
 Jesse Root

**#37**  
 Jim Sanca\*  
 David St. Germain  
 Scott Stirling  
 Mattias Timander  
 Sven Butenschon  
 Brent Gauvreau  
 Steve Munn  
 Doug Christiansen  
 Sergei Durdin  
 Johan Halvardsson  
 Jason Goulet  
 Steve Crampton  
 Kip Brennan  
 Mike Iggulden  
 Chris Frank  
 Joe Pereira  
 Joey Haddad  
 Dallas Jackson  
 Marc Cantin  
 Tyler Gron

**#38**  
 Mario Laraque  
 Doug Christiansen  
 Allan Rourke  
 Luke Fulghum  
 Jack Hillen  
 Kevin Poulin

**#39**  
 Steve Regier  
 Rick DiPietro  
 Joe Diamond

**#40**  
 Stephen Valiquette  
 Jamie Fraser  
 Mathieu Aubin  
 Barry Goers  
 Wes Cunningham  
 Marc-Olivier Vallerand  
 Rylan Galiardi  
 Ethan Cox  
 Mike Halmo

**#41**  
 Harlan Pratt  
 Lance Galbraith  
 Dyson Stevenson  
 Calder Brooks

**#42**  
 Peter Ferraro  
 David Desharnais  
 Tyler Haskins  
 Alex O'Neil  
 Brandon DeFazio

**#43**  
 Peter Tsimikalis  
 Chris Lee  
 Martin Biron

**#44**  
 Marko Tuomainen  
 Sven Butenschon  
 Jay Leach  
 Richard Seeley  
 Drew Fata  
 Brett Skinner  
 Vladimir Nikiforov  
 Joel Rechlicz  
 Brett Gallant

**#45**  
 Evan Cheverie  
 Mike Souza  
 Dustin VanBallegoie  
 Trevor Smith  
 Eric Castonguay  
 Matt Schepke  
 Art Bidlevskii  
 Anders Nilsson  
 Carson McMillan

**#46**  
 Matt Donovan

**#47**  
 Justin Papineau  
 Ryan Kraft  
 Kyle Rank

**#48**  
 Cameron Wind

**#49**  
 Eric Godard  
 Joel Martin  
 Justin Johnson  
 Sebastian Collberg

**#50**  
 Evgeny Tunik  
 Dustin Kohn

**#51**  
 Dave Roche  
 Frans Nielsen  
 Trevor Gillies  
 Trent Campbell  
 Jon Landry  
 Jason Dale  
 Shayne Neigum

**#52**  
 Nathan Lawson  
 Joe Finley

**#53**  
 Graham Belak

**#54**  
 Chris Langkow

**#55**  
 Cam McCaffrey  
 Pascal Morency

**#56**  
 Ross Johnston

**#57**  
 Barrett Heisten  
 Blake Comeau  
 Matt Mangene

**#58**  
 David Masse

**#59**  
 Peter Sivak

**#60**  
 Kevin Poulin

**#61**  
 Justin Mapletoft  
 Victor Crus Rydberg

**#63**  
 Lukas Sutter

**#65**  
 Tomas Marcinko

**#71**  
 Sergei Ogorodnikov  
 Kurtis McLean  
 Maxime Gratchev  
 Mark Katic

**#72**  
 Jason Clark  
 Brock Montpetit

**#73**  
 Jason Podollan

**#76**  
 Jeff Hamilton  
 Mario Lamoureux  
 Colin Markison

**#77**  
 Kirill Kabanov

**#88**  
 Ryan Walters  
 Philip-Michael Devos

**#89**  
 Cory Conacher

**#91**  
 Olivier Labelle  
 Pierre Luc-Faubert  
 Keith Johnson

**#96**  
 Pierre Marc-Bouchard

\*Wore number as backup goalie, but did not see action



## DIRECTIONS TO WEBSTER BANK ARENA

**FROM I-95 SOUTHBOUND:** I-95 South to Exit 27 (Lafayette Blvd.). Bear left going down ramp. Turn left onto Lafayette. Go under I-95, go one more block and make a left on Allen Street. Take a left at the end of Allen and take your first right (at the light). The Arena is directly on your right.

**FROM I-95 NORTHBOUND:** I-95 North to Exit 27 (Lafayette Blvd.). At the bottom of the ramp continue straight along South Frontage Road past Lafayette Blvd. The next street is Broad Street. Go through the light and the Arena is in front of you.

**FROM THE MERRITT PARKWAY SOUTHBOUND:** From the Merritt Parkway, take Exit 52, Route 8 towards Bridgeport. Follow Route 8 to its convergence with Route 25. Follow Routes 8/25 to Exit 1. At the bottom of the ramp go left onto Prospect Street. Go past the State Police barracks and turn right (at 2nd light) onto Lafayette Blvd. Go under I-95 and make left onto South Frontage Road to Broad Street. Go straight at the light and the Arena is directly in front of you on the right hand side.

**FROM THE MERRITT PARKWAY NORTHBOUND:** From the Merritt Parkway, take Exit 49, Route 25 towards Bridgeport. Follow Route 25 to its convergence with Route 8. Follow Route 8/25 to Exit 1. At the bottom of the ramp go left onto Prospect Street. Go past the State Police barracks and turn right (at 2nd light) onto Lafayette Blvd. Go under I-95 and make left onto South Frontage Road to Broad Street. Go straight at the light and the Arena is directly in front of you on the right hand side.

**TAKE THE TRAIN OR BUS:** The Bridgeport Transportation Center is only a two-block, well-lit walk from Arena at Harbor Yard. This center is serviced by the Metro North Railroad New Haven line (800-638-7646) and Amtrak (800-872-7245) as well as the Greater Bridgeport Transit Authority (203-333-3031), which provides frequent bus service to the Arena.

## GAME DAY INFORMATION

### WEBSTER BANK ARENA

**OFFICES:** 2nd Floor above box office (take elevator outside of box office)

**BOX OFFICE:** Tickets for Webster Bank Arena events can be purchased at the Click It Or Ticket Box Office, which is open from 10 a.m. - 4 p.m. Monday through Friday on non-game days, 10 a.m. to the end of first period on a game day and are closed on non-game or event days. Tickets can also be purchased online via ticketmaster.com.

**TICKETS FOR UPCOMING EVENTS:** Advance tickets can be purchased on event nights at the Arena Box Office or by ticketmaster.com.

**WILL CALL:** Located at the Box Office Windows at the front of the arena

### CUSTOMER SERVICE AND SECURITY DESKS:

Concourse behind section 116  
Concourse behind section 102

**CREDENTIALS:** Season and individual credentials are issued by the Sound Tigers Media Relations Dept. Individual game passes may be applied for by contacting media@soundtigers.com.

**PARKING:** Full season credentialed media will receive a full season parking pass. Individual game parking passes will be awarded upon media requests. Requests must be made by noon, the day of a game by calling the Sound Tigers Communications department at 203-345-4824. Media will park in the designated lot located next to the parking garage.

**LOCKER ROOMS:** The visiting locker rooms are located next to the loading docks. Unless indicated otherwise, locker rooms are open strictly to the credentialed media and AHL officials 10 minutes after the game ends. All media members are asked to have their passes ready to present to security at the entrance.

**PHOTOGRAPHERS:** Photographers from accredited magazines, newspapers and wire services may shoot from the press box and other designated areas along the glass. If glass positions are full, spots will be assigned on a period-by-period basis by the Media Relations Department.

**PRESS BOX:** The press box, located on the concourse behind section 105, is accessible from the main concourse and up the stairs to its third floor level. The following services are available to all media in the press box:

1. Pre and post game statistics, information and summaries.
2. Updates during the game regarding statistics, scores from around the AHL and NHL, officiating decisions and other items of interest approved by the Media Relations Department.



MANAGEMENT

THE PLAYERS


IN THE SYSTEM

2014 NHL ENTRY DRAFT

**SOUND TIGERS**

YEAR IN REVIEW

# MEDIA INFORMATION



OPPONENTS

IN THE PAST

STANLEY CUP PLAYOFFS

MEDIA INFORMATION

**PRESS SEATING**

Section 212 & 213

**RADIO**

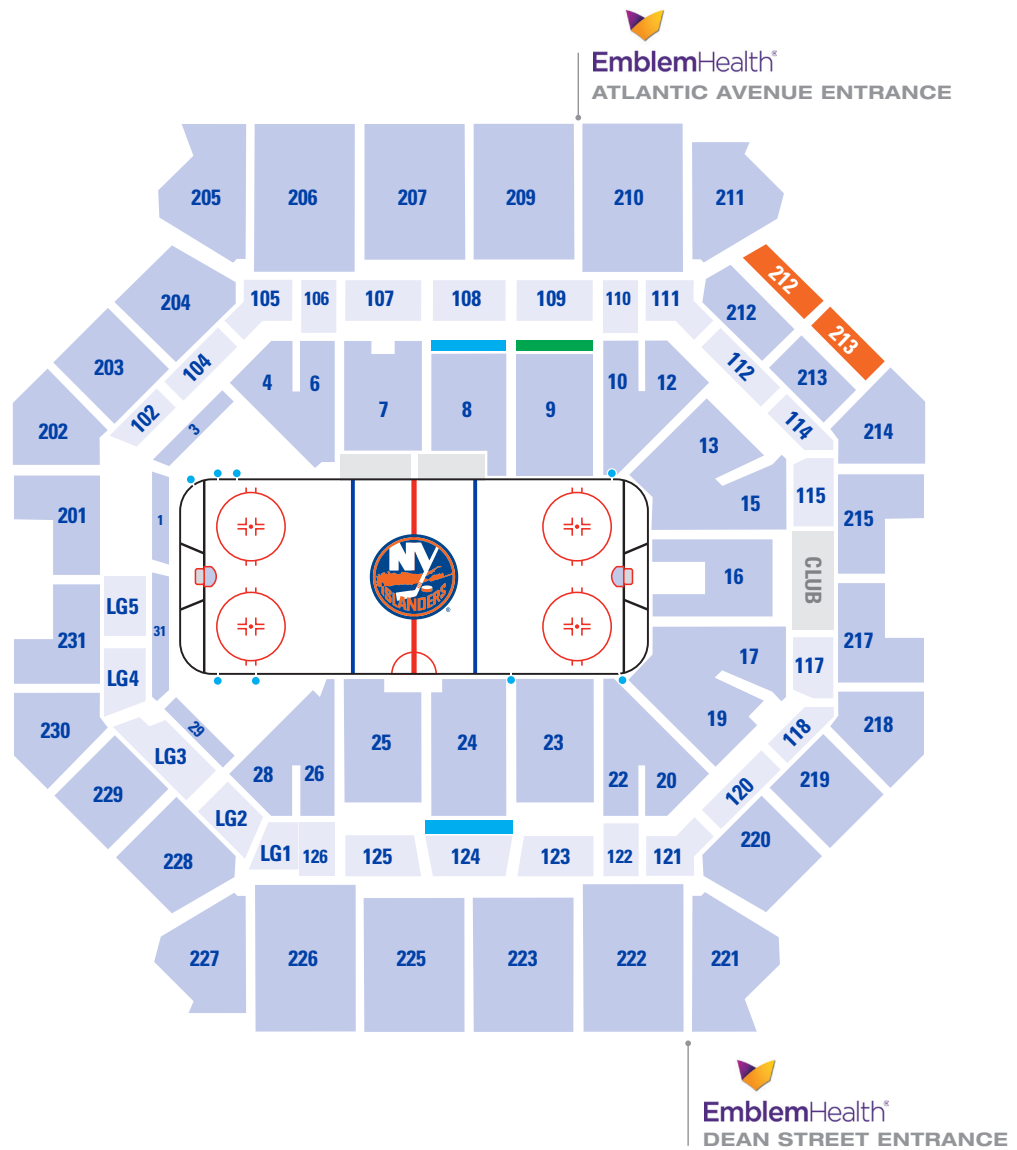
Above Section 9

**PHOTO**

Above Sections 8 & 24

**PHOTO**

(8) Rinkside photo holes



**GAMEDAY INFORMATION**

**CREDENTIAL PROCEDURE** Full-season credentials will be issued to media members from major outlets covering the majority of home games. All other media will be issued single-game passes. Please contact Jesse Eisenberg ([jesse.eisenberg@newyorkislanders.com](mailto:jesse.eisenberg@newyorkislanders.com)) at least 48 hours prior to each game to arrange credentials and press box seating.

**PRESS ENTRANCE** The press entrance is located at the EmblemHealth Atlantic Avenue Entrance on the northeast side of Barclays Center. Single-game passes can be picked up at the EmblemHealth Atlantic Avenue Entrance beginning two hours prior to game time. Media attending morning skates at Barclays Center may enter through the EmblemHealth Dean Street Entrance located on the south side of the arena.

**PRESS SEATING** Press seating is located in sections 212 and 213 on the Upper Pavilion (UP) and can be accessed using the EmblemHealth Atlantic Elevator, adjacent to the EmblemHealth Atlantic Avenue Entrance. The same elevator also provides access to the Media Work Room located on the event level (EL).

**WORK ROOM** The Media Work Room is located on the building's event level (EL). To access, take the EmblemHealth Atlantic Elevator down to the event level. From the press seating on the Upper Pavilion (UP), take the EmblemHealth Atlantic Elevator to the event level (EL).

**DINING AREA** Press dining is located in the Media Work Room. To access, take the elevator adjacent to the EmblemHealth Atlantic Avenue Entrance down to the event level (EL).

**WIRELESS INTERNET** Wireless internet is available throughout the building free of charge using the Barclays Center network. A media network is also available in the Media Work Room, password "brooklyn2012".

**POST-GAME ACCESS** The Islanders locker room will be open five minutes after the conclusion of the game. After player availability, the head coach will hold a post-game press conference in the Interview Room, located across the hall from the Media Work Room.

**STATISTICS** NHL off-ice officials log all goals and penalties during the game. These statistics will be distributed between periods and at the conclusion of the game. Starting lineups will be distributed before the opening faceoff.

**PHOTOS** There are eight photo holes located around the rink, as well as elevated shooting positions above sections 8 and 24. Please see an Islanders Communications staffer for assistance in locating your assigned photo position.

**PARKING** The Islanders do not provide parking. Media members are encouraged to use public transit to travel to and from the venue. For Barclays Center parking information, please visit [www.barclaysparking.com](http://www.barclaysparking.com) for pricing and availability.

## Barclays Center

### About Barclays Center:

Barclays Center opened on September 28, 2012 and is a major sports and entertainment venue in the heart of Brooklyn, New York. Developed by Brooklyn-based real estate developer Forest City Ratner Companies, and designed by the award-winning architectural firms AECOM ([www.aecom.com/architecture](http://www.aecom.com/architecture)) and SHoP Architects ([www.shoparc.com](http://www.shoparc.com)), Barclays Center has one of the most intimate seating configurations ever designed into a modern multi-purpose arena, with unparalleled sightlines and first-class amenities. Barclays Center offers 15,795 seats for hockey, 17,732 seats for basketball, up to 19,000 seats for concerts, and has 101 luxury suites, four bars/lounges, four clubs, and 40/40 CLUB & Restaurant by American Express.

Barclays Center has redefined the arena customer service and culinary experience. Its more than 2,000 employees are trained by Disney Institute, the business advisory arm of The Walt Disney Company, and its BrooklynTaste food program features selections from 55 well-known restaurants and vendors in the borough. Barclays Center also engages the customer with state-of-the-art technology to enhance the fan experience and was the first arena in the world to utilize Cisco StadiumVision mobile multicast streaming technology, allowing fans to watch live video and instant replays from their mobile phones while connected to the arena's free Wi-Fi.

Since opening, Barclays Center has established itself as an industry leader in sports and entertainment, hosting some of the greatest entertainers in the world, in addition to major special events, such as the MTV Video Music Awards, the Rock and Roll Hall of Fame Induction Ceremony, 2015 NBA All-Star weekend, and three NBA Drafts.

Along the way, Barclays Center was recognized for its achievements by multiple organizations, including: Pollstar Awards' Best New Major Concert Venue, 2012 and Sports Facility of the Year, 2013; Sports Business Awards' Sports Facility of the Year, 2013; Architizer A+ Awards' New Building of the Year, 2013; Brooklyn Chamber of Commerce's Brooklyn Building Award for Economic Development, 2013; and Engineering-News Record New York's Best Projects, Sports/Entertainment, 2013. After its second full year in existence, Barclays Center ranked in the top two of the highest grossing U.S. venues in 2014, according to *Billboard* and *Venues Today*.

The 2015-16 campaign is the New York Islanders inaugural season at Barclays Center, marking the first time an NHL team has ever played in the borough.

With their debut in 2012, the Brooklyn Nets brought major professional sports back to Brooklyn for the first time since 1957, and advanced to the NBA Playoffs in 2013, 2014 and 2015, making them Brooklyn's first playoff team since 1956.

Barclays Center also established ground-up boxing, college basketball, and college hockey franchises. Under its BROOKLYN BOXING™ presented by AARP program, Barclays Center brought professional championship boxing back to the borough for the first time since 1931, and continues to bring major fights to the venue. In addition, under its BROOKLYN HOOPS™ franchise Barclays Center hosts more than 40 college basketball games a year. In 2015, Barclays Center launched its BROOKLYN HOCKEY™ college hockey programming platform.

Barclays Center has also been also recognized for its sustainability efforts. The U.S. Green Building Congress awarded LEED® Silver Certification for New Construction to Barclays Center, the first arena or stadium in New York to achieve this status for its sustainable design and construction methods.

In addition to Barclays, the naming rights partner, Founding Partners for Barclays Center include American Honda Motor Co., Inc., American Express, Calvin Klein, Cushman & Wakefield, EmblemHealth, GEICO, JetBlue, MetroPCS, Stolichnaya, and Ticketmaster. Other sponsors include: adidas, Anheuser-Busch, The Coca-Cola Company, High Point Solutions, Infor, LIU

Brooklyn, New York Lottery, New York Marriott at the Brooklyn Bridge, SONY, and SW24 Security Solutions.

Located atop one of the largest transportation hubs in New York City, Barclays Center is accessible by 11 subway lines, the Long Island Rail Road, and 11 bus lines.



OPPONENTS

IN THE PAST

STANLEY CUP PLAYOFFS

MEDIA INFORMATION



# NEW YORK ISLANDERS BROADCASTERS

OPPONENTS

IN THE PAST

STANLEY CUP PLAYOFFS

MEDIA INFORMATION



## HOWIE ROSE TELEVISION PLAY-BY-PLAY

Howie Rose has been the Islanders' television play-by-play voice since the 1995-96 season. Rose also serves as the radio voice of the New York Mets, having covered the Major League Baseball team since 1977 and served as a broadcaster since 1987.

A native of Bayside, Rose joined the Islanders after a six-year stint calling Rangers' games on WFAN. In addition to his duties with the Rangers, he hosted "Mets Extra" and his own nightly talk show. Among his career highlights, Rose called the 1993 and '94 NHL All-Star Games and the 1993 Stanley Cup Finals for the NHL Radio Network. During the 2003-04 season, Rose, along with his MSG Network/Fox Sports New York team, won their second New York Sports Emmy in five years for "Live Sports Coverage (Series)" of the the Islanders.

Rose was a fixture on the New York radio sports scene dating back to 1977 when he left Sportsphone to become Sports Director for WHN. He also spent time with WCBS Radio and NBC Network Radio before joining WFAN in 1987.

A graduate of Cardozo High School and Queens College, Rose resides on Long Island with his wife, Barbara, and their two daughters, Alyssa and Chelsea.



## BUTCH GORING ANALYST

Former NHL standout Butch Goring became the full-time television analyst for the New York Islanders in 2010-11. Goring joined MSG Networks in 2007 as an analyst for the New York Islanders and the popular weekly hockey roundup show "Hockey Night Live!".

Goring was drafted by the Los Angeles Kings in the 1969 Entry Draft and spent his first two seasons moving up and down between the Kings and Los Angeles' AHL farm team in Springfield. In his third season, 1971-1972, Goring became a full-time NHL player and spent nine seasons with the Kings. He became well known for his skilled faceoff, defensive, and penalty killing work and he scored thirty or more goals four times. In 1978, Goring was awarded both the Bill Masterton Trophy and the Lady Byng Memorial Trophy.

In 1980, Goring was traded to the Islanders and was instrumental during the team's four consecutive Stanley Cup wins. He was presented with the Conn Smythe Trophy in 1981 for scoring 10 goals and recording 10 assists

during the playoffs. He played his final NHL season in 1985 with the Boston Bruins and then became a coach with the Bruins. Goring left the Bruins in 1987 and played briefly for the Nova Scotia Oilers of the AHL before retiring from professional hockey.

Goring served a second stint as an NHL head coach with the New York Islanders in the 1999-2000 season and for part of the following season. He also served as the head coach for several minor league teams, including the Capital District Islanders, Las Vegas Thunder, Denver Grizzlies, Utah Grizzlies, and Anchorage Aces, winning two championships. In 2002-2003 he took over the Krefeld Penguins of the Deutsche Eishockey Liga and led them to their first championship since 1952. From 2004-2005, he was the coach of the DEG Metro Stars hockey team in Germany.

Goring was raised in Winnepeg, MB.



## CHRIS KING RADIO PLAY-BY-PLAY

Chris King became the radio play-by-play voice of the New York Islanders in 2010-11. This season marks his 22nd year working on every radio broadcast and his 27th season covering the team.

From 1998-2009, King was the Islanders radio color analyst. He was the producer, engineer and studio host for Islanders hockey on WLIR from 1996-98. He also co-hosted the pre-game, post-game and intermission shows on WRCN from 1994-96. From 1989-94, King reported on Islander games for WRCN. He has also done fill-in TV play-by-play and color analysis of Islanders hockey on MSG Networks.

"Kinger" has done radio and TV broadcasting as well as media relations work for the Long Island Ducks minor league baseball team since their inception in 2000. He was on-the air for all three Atlantic League championships won by the Ducks in 2004, 2012 & 2013. He also previously did TV play-by-play and color commentary of high school hockey, soccer and baseball on the MSG

Varsity network. King has also worked as a disc jockey for classic rock WRCN from 1989-96 and alternative music WLIR from 1996-2002.

A lifetime Long Island resident and graduate of East Islip High School, King received his Bachelor's Degree in Communications from SUNY Geneseo, where he did four years of play-by-play and color commentary for NCAA hockey. He also holds a Master's degree in Computer Science from SUNY Binghamton. King and his wife Beth reside in East Islip with their daughter Maggie and son Connor.




OPPOSITIONS

IN THE PAST

STANLEY CUP PLAYOFFS

**MEDIA INFORMATION**



15 MetroTech Center, 11th Floor  
 Brooklyn, New York 11201  
 844.ISLES.BK  
[islanders.nhl.com](http://islanders.nhl.com)



NHL and NHL team marks are the property of the NHL and its teams.  
 © NHL 2015. All Rights Reserved.