

2014–15 NEW YORK ISLANDERS MEDIA GUIDE

2014-15 NEW YORK ISLANDERS MEDIA GUIDE



TABLE OF CONTENTS

EDITORS IN CHIEF:

Kimber Auerbach
Jesse D. Eisenberg

SENIOR MARKETING MANAGER:

Eileen Mathews

GRAPHIC DESIGNERS:

Douglas Bouchelle
Tyler Reese

CHIEF STATISTICIAN:

Eric Hornick

CONTRIBUTORS:

Michael Fornabaio
Greg Picker
Bob Waterman
Cory Wright

PHOTOGRAPHY:

Bruce Bennett
Jim McIsaac
Mike Stobe
Getty Images
National Hockey League
Bridgeport Sound Tigers

MANAGEMENT & HOCKEY OPERATIONS.....	1
PLAYERS.....	12
IN THE SYSTEM	68
2014 NHL DRAFT	92
BRIDGEPORT SOUND TIGERS	98
YEAR IN REVIEW	114
OPPONENTS	120
IN THE PAST	180
STANLEY CUP PLAYOFFS	280
MEDIA INFORMATION	298





EXECUTIVE DIRECTORY ARENA/OFFICES

NASSAU VETERANS MEMORIAL COLISEUM
1255 HEMPSTEAD TURNPIKE, UNIONDALE, NY 11553
516.501.6700 | NEWYORKISLANDERS.COM

OWNERSHIP/TOP MANAGEMENT

Owner & Governor
General Manager, Alternate Governor & President
Alternate Governor
Alternate Governor
Senior V.P. and Alternate Governor
Senior Vice President
President of Bridgeport Sound Tigers (AHL)

Charles B. Wang
Garth Snow
Art McCarthy
Roy Reichbach
Michael Picker
Paul Lancey
Howard Saffan

HOCKEY OPERATIONS

Manager, Hockey Administration
Assistant General Manager & Assistant Coach
Director of Pro Scouting
Assistant to the General Manager
Head Coach
Assistant Coach
Assistant Coach
Assistant Coach
Goaltending Coach
Skill Development Coach
Director of Sports Performance
Head Amateur Scout/Player Development
Director of Player Development
Player Development
Equipment Manager
Assistant Equipment Manager
Equipment Assistant
Head Athletic Trainer
Assistant Athletic Trainer
Massage Therapist
Strength & Conditioning Coach
Chief European Scout
Scout
Scout
Scout
Scout
Scout
Scout
Scout
Scout
Scout

Joanne Hlewa
Doug Weight
Ken Morrow
Kerry Gwydir
Jack Capuano
Greg Cronin
Bob Corkum
Matt Bertani
Mike Dunham
Bernie Cassell
Sean Donellan
Trent Klatt
Eric Cairns
Marty Reasoner
Scott Boggs
Richard Krouse
Tom Kitz
Damien Hess
Philip E. Watson
Jim Miccio
Derrek Douglas
Velli-Pekka Kautonen
Mario Saraceno
Chris O'Sullivan
Tim MacLean
David Hymovitz
Jay Saraceno
Jeff Napierala
Dennis Maxwell
Don McDuff
Matti Kautto

ADMINISTRATION

Deputy General Counsel
Human Resources Manager
Human Resources Coordinator
IT Manager
Receptionist
Office Attendant

Stacey Sabo
Michele Finkelstein
Jillian Haskell
Pawel Tauter
Bonnie Dreher
Todd Aronovich

CORPORATE PARTNERSHIPS

Vice President of Corporate Sponsorship and Partnership Marketing
Director of Partnership Sales
Coordinator, Partnership Marketing
Coordinator, Executive Suites

Mike Bossy
Chris Lombardo
Tina Brennan, Kathryn Lazarski, Joe Paciullo
Ashley DeTroia

RETAIL & MERCHANDISE OPERATIONS

Director of Retail Operations
Manager, Islanders Pro Shops
Assistant Manager, Islanders Pro Shops
Merchandise Coordinator

Terry Goldstein
Tim Murray
David Uher
Robert Marsala

FINANCE

Controller
Accounting Manager
Payroll Manager
Accounts Payable Coordinator
Staff Accountant

Frank Romano
Chris Vardaro
Christine Bowler
Janet Nelson
Lisa Vieira

TICKET SALES & OPERATIONS

Vice President of Ticket Sales
Manager of Inside and Group Sales
Ticket Operations Manager
Ticket Operations Coordinator
Ticket Operations Assistant
Director of Customer Service
Sales Coordinator
Customer Service Representative
Senior Sales Executive, Group Tickets
Group Sales Coordinator
Sales Executive, Group Tickets
Sales Executive, Group Tickets
Sales Executive, Group Tickets
Sales Executive, Group Tickets
Sales Executive, Group Tickets
Senior Sales Executive
Senior Sales Executive
Senior Sales Executive
Sales Executive, Tickets
Sales Executive, Tickets
Sales Executive, Tickets
Sales Executive, Tickets
Sales Executive, Tickets
Sales Executive, Tickets
Sales Executive, Tickets

Ralph Sellitti
Theresa Power
Adam Ortiz
Steve Aprill
Jennifer Finnegan
Kerry Cornils
Stephanie Mascone
John Nizinski
Cliff Gault
Deena Sena
Sam Berg
Gregory Bitsimis
Anthony Infante
Joseph DiVerniero
Shea Macagnone
Steven Beisel
Marc Gerstein
Jeffrey Guida
Robert Aanonson
Justin Bowwell
Michael Winkler
Steven Roberts
Anthony Marino
Ariel Greenberg
Vito Cataldo

COMMUNICATIONS & MEDIA RELATIONS

Director of Communications
Islanders TV Director
Communications Manager
Website Coordinator
Communications Coordinator
Radio Producer & Broadcaster
Islanders TV Producer
Communications Intern

Kimber Auerbach
Susie Schopp
Jesse D. Eisenberg
Cory Wright
Greg Picker
Chris King
Alex Leafer
Jacob Betzner

GAME OPERATIONS

Community Relations Manager
Event Operations Coordinator
Game Operations Coordinator
Manager, Video Production & Game Operations Coordinator
Manager, Amateur Hockey Development
Game Operations & Events Assistant

Ann Rina
Ryan McLearn
Mallory Mullane
Brian Jones
Jocelyne Cummings
Alexa Conforti

MARKETING

Senior Marketing Manager
Marketing Coordinator
Graphic Designer
Graphic Designer

Eileen Mathews
Kristina Hjertkvist
Douglas Bouchelle
Tyler Reese



CHARLES B. WANG

OWNER & GOVERNOR

Charles B. Wang is an entrepreneur, visionary, author, and philanthropist. Since founding Computer Associates International, Inc. in 1976 (now CA, Inc.), Mr. Wang has become known as one of the most successful leaders in the technology field.

Technology has not only served as the basis of Mr. Wang's business but has also played an integral role in the success of his professional ventures. His two books, *Technovision* (1994) and *Technovision II* (1997), became leading guides for business leaders seeking to parallel their organizational and technology goals. Since then, he has continued his commitment to technological advancement and has been instrumental in the development and growth of many technology companies in the United States and China. He currently serves as Chairman of the Board for NeuLion (TSX: NLN), which is the leading provider for the delivery of live and on-demand content to Internet-enabled devices, and boasts a client list that includes the NHL, NFL, NBA, UFC and Univision amongst many others.

In 2000, Mr. Wang expanded his interests into the field of professional sports by purchasing the New York Islanders of the National Hockey League. His subsequent purchase of the Bridgeport Sound Tigers, the Islanders' minor league affiliate, allowed him to begin revitalizing the once legendary hockey organization. In October of 2012, he announced that the Islanders franchise would stay in New York and move to Barclays Center in Brooklyn at the start of the 2015-16 season.

Mr. Wang is also actively involved in supporting many charitable foundations. His efforts include, but are not limited to, the expansion of the Charles B. Wang Community Health Center in New York City, which offers comprehensive primary care services and provides award winning health education and advocacy programs to Asian American communities in the New York City area, with centers located

in Flushing and Manhattan. Additionally, Mr. Wang's contribution to the National Center for Missing and Exploited Children (NCMEC) allowed for the establishment of the Charles B. Wang International Children's Building which serves as the organization's headquarters in Alexandria, Virginia. Furthermore, his gift to Stony Brook University to construct the Charles B. Wang Center was, at the time, the largest private donation in the history of the State University of New York. The Center celebrates Asian and American cultures. Mr. Wang's donation to Soochow University in Suzhou, China, established a new building to house the University's law school. In 2000, the University's law school was renamed The Kenneth Wang School of Law in honor of Mr. Wang's late father, who was a graduate of the University and law school.

Of all his philanthropic ventures, the one that is nearest and dearest to Mr. Wang is Smile Train. Mr. Wang is the founder, and serves as Chairman on Smile Train's Board of Directors. He is the leading force behind Smile Train and its mission to provide free surgery to impoverished children in developing countries around the world, who suffer from cleft lip and/or cleft palate. Through his efforts, Smile Train's model of empowering local medical teams to provide free and safe surgery for affected children has proven successful and as a result Smile Train has become the leader in the eradication of cleft lip and palate in emerging countries where millions of children are living with unrepaired clefts. Since its inception 14 years ago, Smile Train has provided over 917,000 free surgeries to date. Smile Train's mission is documented in the film, *Smile Pinki* which was the 2008 Academy Award Winner in the category of Best Documentary Short.

Charles B. Wang was born in Shanghai, China and moved to the United States with his family in 1952 at the age of eight. He earned a Bachelor of Science degree in Mathematics from Queens College. He resides on Long Island with his family.



GARTH SNOW

GENERAL MANAGER, ALTERNATE GOVERNOR & PRESIDENT

Garth Snow enters his ninth season as the General Manager of the New York Islanders in 2014-15. A goaltender with the organization from 2001 to 2006, Snow retired as a player on July 18, 2006 to become the fifth General Manager in franchise history.

A sixth round selection of the Quebec Nordiques in the 1987 NHL Entry Draft, Snow played twelve seasons in the NHL, including four with the Islanders. He finished his career with an overall record of 135-147-43 along with a 2.80 goals-against average and a .900 save percentage over 368 games with the Quebec Nordiques, Philadelphia Flyers, Vancouver Canucks, Pittsburgh Penguins and the New York Islanders.

On the International stage, Snow represented Team USA at the 1994 Olympics in Norway and at the 1998 World Championships in Switzerland.

Snow graduated from the University of Maine in 1993 after playing four years with the Black Bears. He won a National Championship at Maine in 1993 and was named to the NCAA All-Tournament Team. He also earned Hockey East Second Team All-Star honors. Snow led the NCAA in victories for three straight seasons from 1990-1992. During his tenure at Maine, Snow was also a member of the All-Academic team.

While attending the University of Maine, Snow earned a Master's Degree in Educational Administration and a Bachelor's Degree in Business Administration.



JACK CAPUANO

HEAD COACH

Jack Capuano was named the interim head coach of the New York Islanders on November 15, 2010. The Islanders removed the "interim" label from Capuano's title on April 12, 2011.

In 2012-13, Capuano led the Islanders to their first winning record and first Stanley Cup Playoff appearance since the 2006-07 season. The club set a franchise record with a .667 road-winning percentage and posted an 11-2-4 record in their final 17 games to clinch a playoff berth.

Entering 2014-15, Capuano ranks second in franchise history with 118 coaching wins (Al Arbour - 740) and 277 games coached (Arbour - 1,500).

Capuano first joined the Islanders in 2005-06 as an Assistant Coach. The native of Cranston, RI, was named Head Coach of the Bridgeport Sound Tigers of the American

Hockey League on April 30, 2007, where he finished with a 133-100-8-14 record in four seasons. From 1997-2005 he served as the General Manager of the Pee Dee Pride of the East Coast Hockey League (ECHL). Capuano also served as the Head Coach of the 2005 U.S. Under-18 Select Team at the Five Nations Cup in Slovakia.

Capuano began his coaching career in 1995 as an assistant with the Tallahassee Tiger Sharks of the ECHL after ending a playing career that included stints with Boston, Vancouver and Toronto of the NHL and Springfield and Maine of the AHL.

The former First Team All-American captained the University of Maine to a Hockey East Championship and NCAA Frozen Four appearance in 1988.

PROFESSIONAL HEAD COACHING RECORD

SEASON	CLUB	LEAGUE	W	L	T	OTL	Playoffs	W	L
1996-97	Knoxville Cherokees*	ECHL	7	8	1	0			
1997-98	Pee Dee Pride	ECHL	34	25	0	11	Round 2	3	5
1998-99	Pee Dee Pride	ECHL	51	15	0	4	Round 4	7	6
2000-01	Pee Dee Pride*	ECHL	9	5	1	0	Round 3	5	5
2007-08	Bridgeport Sound Tigers	AHL	40	36	0	4			
2008-09	Bridgeport Sound Tigers	AHL	49	23	0	8	Round 1	1	4
2009-10	Bridgeport Sound Tigers	AHL	38	32	0	10	Round 1	1	4
2010-11	Bridgeport Sound Tigers	AHL	6	9	0	0			
2010-11	New York Islanders*	NHL	26	29	0	10			
2011-12	New York Islanders*	NHL	34	36	0	11			
2012-13	New York Islanders**	NHL	24	16	0	7	Round 1	2	4
2013-14	New York Islanders	NHL	34	37	0	11			
NHL TOTALS			118	120	0	39		2	4

* Denotes midseason replacement

+ Capuano Coached 81-of-82 games, missing one contest due to illness on Feb. 21 at Buffalo

** Coached 47-of-48 games, missing one contest due to illness on Jan. 19 vs. New Jersey

NEW YORK ISLANDERS COACHING STAFF

MANAGEMENT

THE PLAYERS

IN THE SYSTEM

2013 NHL ENTRY DRAFT

SOUND TIGERS

YEAR IN REVIEW



DOUG WEIGHT

ASSISTANT GENERAL MANAGER & ASSISTANT COACH

Doug Weight enters his first season as Assistant General Manager and fourth as Assistant Coach in 2014-15.

A forward with the organization from 2008 to 2011, Weight retired as a player on May 26, 2011 and was immediately named Senior Advisor to the GM and Assistant Coach. He was promoted to Assistant GM on June 16, 2014 while retaining his role behind the bench.

A veteran of 1,238 NHL games, Weight places 68th on the NHL's all time scoring list with 1,033 points. The Detroit, MI, native's 755 career assists rank 39th all time, while his 1,238 regular season games played are the 78th highest total in NHL history. Weight was selected to the U.S. Hockey Hall of Fame on July 25, 2013.

A four-time NHL All-Star, Weight was named the 12th captain in Islanders history on October 2, 2009. Originally drafted by the New York Rangers in the second round (34th overall) of the 1990 NHL Entry Draft, Weight's career included stints with the Rangers, Edmonton Oilers, St. Louis Blues, Carolina Hurricanes, Anaheim Ducks and the Islanders.

On the international stage, Weight won a silver medal with the United States at the 2002 Winter Olympics and also skated with the 1998 and 2006 United States Olympic teams. He represented the U.S. in the World Cup of Hockey in 2004 and in 1996, helping Team USA win the championship in '96. Weight appeared in one World Junior Championship in 1991, leading the entire tournament in scoring with 14 points. He also played in the 1993, 1994 and 2005 World Championships for the United States.



GREG CRONIN

ASSISTANT COACH

The Islanders hired Greg Cronin as an Assistant Coach on June 16, 2014, marking his second stint with the organization. He served as an Assistant Coach with the Islanders from 1998-2003 and as Head Coach of the Bridgeport Sound Tigers from 2003-2005. In two seasons in Bridgeport, Cronin led the Sound Tigers to a 78-61-12 record.

Prior to re-joining the Islanders, the Arlington, MA native spent three seasons behind the bench as an Assistant Coach with the Toronto Maple Leafs. In 2013, Cronin helped lead the Leafs to their first playoff appearance in nine seasons.

On the international stage, Cronin served as an Assistant Coach for Team USA at the World Hockey Championships in 2011 and 2012. In 2012, he helped guide the U.S. to a first-place finish in the preliminary round.

Cronin served as Head Coach at Northeastern University from 2005-2011. Cronin rebuilt the program, improving from three wins in his first season, to an NCAA Tournament appearance in 2009, the school's first in 15 years. That season he won the Bob Kullen Coach of the Year Award as best coach in Hockey East. From 2008-2011, Cronin compiled the greatest win total in a four-year span in NU history.

Prior to his first stint in the Islanders organization, Cronin served as an Assistant Coach with the United States National Development Program Under-18 Team (one season), the University of Maine (four seasons) and Colorado College (three seasons). Cronin got his start in coaching as an assistant at Colby College in 1987-88.

Cronin played four seasons at Colby College in Maine from 1982-86. He earned a Master's Degree in Business at the University of Maine in 1990, while serving as a graduate assistant for the hockey team.



BOB CORKUM

ASSISTANT COACH

Bob Corkum enters his first season as Assistant Coach after being named to the position on June 16, 2014. Corkum first joined the Islanders as a member of the team's player development staff in 2013.

The Salisbury, MA native played 11 seasons in the National Hockey League with the Buffalo Sabres, Mighty Ducks of Anaheim, Philadelphia Flyers, Phoenix Coyotes, Los Angeles Kings, New Jersey Devils and Atlanta Thrashers.

Originally drafted in the 3rd round, 47th overall, by Buffalo in 1986, Corkum finished his NHL career in 2002 with 97 goals and 103 assists for 200 points in 720 games.

Following his playing career, Corkum spent five seasons as an associate coach with his alma matter, the University of Maine, from 2008 to '13. Corkum played four seasons for the Black Bears from 1985 to '89, qualifying for three NCAA tournaments and captaining the university's first Hockey East Championship in 1989.

NEW YORK ISLANDERS COACHING STAFF



MATT BERTANI
ASSISTANT COACH

Matt Bertani enters his third season as Assistant Coach, overseeing all video coaching aspects for the New York Islanders. He served as an Assistant Coach with the Bridgeport Sound Tigers from the 2008-09 season through the 2011-12 season, focusing primarily on the team's video analysis of opponents and assisting in practices.

Prior to joining the Islanders organization, Bertani served as an assistant coach at Penn State University beginning in 2005; he served as Director of Recruiting while monitoring player development. Before his years at "Happy Valley," Bertani served as an assistant coach with the Johnstown Chiefs of the ECHL. The Pittsburgh, PA, native attended Mercyhurst College.



MIKE DUNHAM
GOALTENDING COACH

Former New York Islanders goaltender Mike Dunham enters his eighth season as the team's goaltending coach. A veteran of 10 NHL seasons, Dunham played in 394 games and retired with a record of 141-178-44, a 2.74 goals against average and a .908 save percentage. In addition to the Islanders, Dunham played for the New Jersey Devils, Nashville Predators, New York Rangers and Atlanta Thrashers. Dunham won a silver medal at the 2002 Winter Olympics with the United States.

Dunham played collegiate hockey at the University of Maine, where he shared goaltending duties with current Islanders General Manager Garth Snow. He was named to the NCAA East First All-American Team and the Hockey East First All-Star Team in 1992-93. That same season, Dunham won an NCAA Men's Ice Hockey Championship with the Black Bears.

NEW YORK ISLANDERS HOCKEY OPERATIONS

MANAGEMENT



JOANNE HOLEWA

Manager, Hockey
Administration



KERRY GWYDIR

Assistant to the
General Manager



KEN MORROW

Director of Pro Scouting



TRENT KLATT

Head Amateur Scout /
Player Development

THE PLAYERS

NEW YORK ISLANDERS SCOUTING STAFF:

IN THE SYSTEM



ERIC CAIRNS

Director of Player Development



MARTY REASONER

Player Development



**VELI-PEKKA
KAUTONEN**

Chief European Scout



MARIO SARACENO

Scout

2013 NHL ENTRY DRAFT



TIM MacLEAN

Scout



CHRIS O'SULLIVAN

Scout



DAVID HYMOVITZ

Scout



JEFF NAPIERALA


Scout

SOUND TIGERS



JAY SARACENO

Scout



DENNIS MAXWELL

Scout



Matti Kautto

Scout

YEAR IN REVIEW

NEW YORK ISLANDERS EQUIPMENT STAFF



SCOTT BOGGS

EQUIPMENT MANAGER

Scott Boggs enters his ninth season as the Head Equipment Manager of the New York Islanders. He came to the Islanders from the Chicago Blackhawks, where he spent the 2005-06 season as an Assistant Equipment Manager. From 2000 to 2005, Boggs served as the Equipment Manager for the Norfolk Admirals of the American Hockey League (AHL). He also served in that capacity for the Hampton Roads Admirals during their last two years in the ECHL, from 1998-2000. Prior

to joining that organization, Boggs worked for the Thunder Bay Thunder Cats (United Hockey League) and the Calgary Hitmen (Western Hockey League).

A native of Halifax, Nova Scotia, Boggs is a member of the society of Professional Equipment Managers.



RICHARD KROUSE

ASSISTANT EQUIPMENT MANAGER

Richard "Shakey" Krouse enters his 10th season with the New York Islanders as the team's Assistant Equipment Manager. Prior to joining the Islanders, Krouse served as the Head Equipment Manager of the Utah Grizzlies (American Hockey League) from 2001-02 to 2004-05. Before joining Utah, Krouse spent time with the Las Vegas Thunder (Inter-

national Hockey League), Jacksonville Lizard Kings (ECHL) and Houston Aeros (AHL) as the Head Equipment Manager. A native of Utica, NY, Krouse was on the equipment staff for the 1994-95 Calder Cup Champion Albany River Rats.



THOMAS M. KITZ

EQUIPMENT ASSISTANT

Thomas M. Kitz returns for his 11th full-time season as a member of the New York Islanders Equipment Staff. Prior to his promotion as full-time equipment assistant, Kitz assisted visiting teams with their

equipment needs. From 1999-2003, the native of West Sayville, NY was the clubhouse manager for the Long Island Ducks baseball team. Before his work with the Ducks, Kitz spent four years in the U.S. Navy.

MANAGEMENT

THE PLAYERS

IN THE SYSTEM

2012 NHL ENTRY DRAFT

SOUND TIGERS

YEAR IN REVIEW

NEW YORK ISLANDERS TRAINING STAFF

MANAGEMENT


THE PLAYERS

IN THE SYSTEM

2013 NHL ENTRY DRAFT

SOUND TIGERS

YEAR IN REVIEW



SEAN DONELLAN

DIRECTOR OF SPORTS PERFORMANCE

Sean Donellan returned to the New York Islanders in the 2011-12 season as the team's Director of Sports Performance, overseeing the Athletic Training and Strength and Conditioning Departments. Sean's previous time with the Islanders was spent as the Assistant Athletic Trainer and Head Strength and Conditioning Coach from 1996-2003.

In 2003, Donellan moved back to his native New Jersey and worked as the Director of Sports Performance for the Ice House Athletic Performance Center in Hackensack, NJ until 2005. He then took the position of Sports Performance Director at Velocity Sports Performance in Mahwah,

NJ, where he trained numerous notable athletes such as the Green Bay Packers' Ryan Grant, NY Giants Justin Tuck, Brandon Jacobs, Mathias Kiwanuka, Chris Canty, Jay Alford, Danny Ware and Victor Cruz, as well as Oakland Raiders Kevin Boss, Los Angeles Galaxy Juan Pablo Angel, former New York Yankee Mike Stanton and the West Point Military Academy Men's Rugby Team. In November 2012, Donellan opened Ultimate Athletic Performance in Oakland, NJ.

Sean received his bachelor's degree in Exercise and Movement Science / Athletic Training from William Paterson University.



DAMIEN HESS

HEAD ATHLETIC TRAINER

Damien Hess enters his first season as the Head Athletic Trainer for the 2014-15 season. Hess joins the team after 10 seasons as Head Athletic Trainer of the AHL's Hartford Wolf Pack. Prior to his tenure in Hartford, he was the Head Athletic Trainer of the ECHL's Atlantic City Boardwalk Bullies from 2001 to '04.

Hess earned a B.S. in Athletic Training from West Chester University in 1998 and an M. Ed. in Athletic Training from the University of Virginia in 1999. Following his graduate studies he served one year as an athletic training fellow at the U.S. Olympic Training Center in Lake Placid, NY.



PHILIP E. WATSON

ASSISTANT ATHLETIC TRAINER

Philip E. Watson enters his third season as Assistant Athletic Trainer for the New York Islanders. Prior to joining the Islanders, Watson served as Assistant Athletic Trainer for the Columbus Crew of Major League Soccer.

Watson earned his B.S. in Athletic Training from Bethel University in St. Paul, MN. After completing a Masters of Science in Exercise Science from

the University of Maine, he returned to Bethel University as a Health and Physical Education instructor, while also serving as an Athletic Trainer for the men's hockey and men's soccer teams.



DERREK DOUGLAS

STRENGTH & CONDITIONING COACH

Derrek Douglas enters his third season as Strength and Conditioning Coach for the New York Islanders. Prior to joining the Islanders organization, Douglas worked for three years under current Islanders Director of Sports Performance Sean Donellan at Velocity Sports Performance in Mahwah, NJ.

Douglas earned a B.S. in Kinesiology at the University of Rhode Island, where he played four years of club hockey, serving two as a captain, for their ACHA National Championship ice hockey team. After a strength

and conditioning internship with URIs strength staff, Douglas interned with the United States Olympic Training Center in Chula Vista, CA, prior to the 2008 Summer Games in Beijing. Douglas later served as a Graduate Assistant Strength and Conditioning Coach at North Dakota State University in Fargo, ND, where he worked with numerous D-I NCAA mens and womens teams, including football, basketball and track and field.

NEW YORK ISLANDERS MEDICAL STAFF



DR. ELLIOT PELLMAN MEDICAL DIRECTOR

Dr. Elliot J. Pellman has been the New York Islanders' Medical Director since 1996, supervising all aspects of the Islanders' and the organization's AHL affiliate Bridgeport Sound Tigers' medical care. The Bay Shore native is the co-founder and Medical Director of ProHEALTH Care Associates in Lake Success, which is the largest private multispecialty medical group in New York State.

Dr. Pellman is the Medical Advisor for the National Football League, administering NFL health committees and serving as the medical liaison to the league's Clubs, Competition Committee, team physicians, team athletic trainers, the NFL Players Foundation and the National Football League Players Association. Since 2003, Dr. Pellman has served as the Medical Advisor

for Major League Baseball and in that capacity advises the Baseball Commissioner's Office as it relates to the league's medical committees, medical consultants, medical grants and medical education initiatives. Dr. Pellman was the Medical Director and Team Physician of the New York Jets Football Club from 1988 until their 2009 move to Florham Park, New Jersey and now serves as a medical advisor to the Club's management.

Dr. Pellman has received numerous honors including the 2007 National Hispanic Medical Association Health Leadership Award and the 2008 New York Chapter Arthritis Foundation Sports Leadership Award. Dr. Pellman is a Clinical Professor of Medicine and Orthopaedics at the Mount Sinai School of Medicine.



DR. BRIAN DANIELS PRIMARY CARE

Dr. Brian Daniels attended Purdue University for his undergraduate education then attended Indiana University School of Medicine, where he earned his medical degree. He completed his residency in Family Medicine at Columbia St. Mary's, in Milwaukee, a part of the Medical College of Wisconsin. He then went on to complete his sports medicine fellowship at the prestigious Steadman Hawkins Clinic of the Carolinas, in Greenville, South Carolina.

Dr. Daniels sees patients of all ages, but focuses on the non-operative management of musculoskeletal conditions in active athletes. During his

training, he won multiple teaching awards for education of medical students and residents.

Currently, Dr. Daniels works as a team physician for the New York Islanders, Hofstra University, as well as the US Open Tennis. He is an active member of the American Medical Society for Sports Medicine and the American College of Sports Medicine.



DR. BRIAN NERI HEAD TEAM ORTHOPEDIST

Dr. Brian Neri is a board certified orthopedic surgeon who attended Boston College for his undergraduate education and received his medical education at Loyola University Chicago where he was honored with induction into the Alpha Omega Alpha honor society. He completed his orthopaedic surgery residency at New York University-Hospital for Joint Diseases, where he served as an administrative chief resident and was awarded the resident teaching award. He subsequently completed an extra year of fellowship training in arthroscopic surgery and sports medicine at the prestigious Kerlan-Jobe Orthopaedic Clinic in Los Angeles. During his fellowship he served as team physician for Loyola Marymount University, and associate team physician for the Los Angeles Lakers, Los Angeles Sparks and part of the medical staff for the Los Angeles Dodgers, Los Angeles Galaxy, Los Angeles Kings, Anaheim Ducks, Los Angeles Avengers and USC Football. He also received the Kerlan-Jobe Clinical Research Award for his research on superior labral tears in professional overhead throwers.

While Dr. Neri treats all musculoskeletal conditions, his practice is focused on arthroscopic and reconstructive surgery with particular interest in shoulder replacement surgery, rotator cuff tears/labral tears, ACL tears, and disorders of the hip (labral tears/femoroacetabular impingement/gluteus tears/snapping hip). He has published and lectured on topics ranging from the management of massive rotator cuff tears, superior labral tears in elite overhead athletes to femoroacetabular impingement.

He is the head team orthopaedist for the New York Islanders Hockey Club and orthopedic consultant to Hofstra University, Molloy College and US Open Tennis. He is an active member of the American Academy of Orthopaedic Surgeons, American Orthopaedic Society for Sports Medicine, International Society for Hip Arthroscopy and Arthroscopy Association of North America.



DR. STEVEN ROKITO TEAM ORTHOPEDIST

Dr. Steven Rokito is a board certified orthopedic surgeon specializing in sports related injuries. He is the orthopedic division chief of sports medicine at Long Island Jewish Medical Center and North Shore Hospital, Manhasset. Dr. Rokito grew up on Long Island and graduated first in his class from Roslyn High School. He received his Bachelor of Arts and Medical degrees from Boston University where he graduated with honors and was elected to the Alpha Omega Alpha medical honor society.

Dr. Rokito completed his general surgery internship at NYU and is a graduate of the orthopedic residency program at the Hospital for Joint Diseases in New York. Following residency, he then completed a sports medicine fellowship at the prestigious Kerlan-Jobe Orthopaedic Clinic in southern California. Dr. Rokito's clinical practice focuses on both nonsurgical and surgical care of upper and lower extremity over use and traumatic injuries. He is a strong proponent of exercise therapy and employs state of the art surgical techniques

when needed to help restore musculoskeletal function and alleviate pain. He enjoys seeing patients of all ages from "little-leaguers" to senior citizens. He is the orthopedic surgeon for many area high schools, local collegiate athletes, team physician for the Long Island Ducks, and associate team orthopedist for the New York Islanders Hockey Club.

During the course of his orthopedic training, Dr. Rokito won awards for best clinical research. He has published articles in leading orthopedic journals and has presented his research at regional and national orthopedic meetings. He has a continued commitment to education and was awarded "Teacher of the Year in Orthopedics, 2010" for the NSLJ Health System by the orthopedic residents. He is an assistant professor of orthopedic surgery at the Hofstra - North Shore/LJ School of Medicine and the Albert Einstein College of Medicine. He is a fellow of the American Academy of Orthopaedic Surgeons and an active member of the Arthroscopy Association of North America.

MANAGEMENT

THE PLAYERS

IN THE SYSTEM

2012 NHL ENTRY DRAFT

SOUND TIGERS

YEAR IN REVIEW

YEAR IN REVIEW

SOUND TIGERS

2013 NHL ENTRY DRAFT

IN THE SYSTEM

THE PLAYERS

MANAGEMENT



TEAM ROSTER



12 | JOSH BAILEY | FORWARD

SHOOTS: LEFT **HEIGHT:** 6-1 **WEIGHT:** 194 **BIRTHDAY:** 10.2.1989 **BIRTHPLACE:** BOWMANVILLE, ON

ISLANDERS TRANSACTIONS:

Selected by the Islanders in the first round (ninth overall) of the 2008 National Hockey League Draft. Agreed to a two-year extension on September 16, 2011. Agreed to a five-year extension on July 16, 2013.

LAST SEASON:

Established career highs in points (38) and assists (30) in 77 games during his sixth season with the Islanders...Scored 10 power-play points (2g/8a)...Had five multi-point games, including a season-high, three-point effort (1g/2a) on Oct. 8 vs. Phoenix...The team went 5-0-0 in Bailey's multi-point performances, four of which came in the final 16 games of the season...Was named a Star of the Game six times, including two First Star selections...Missed four games with an upper-body injury from Dec. 29 - Jan. 4...Recorded his 100th NHL assist on Mar. 7 at Calgary...Had a four-game assist streak from Feb. 6 - Mar. 1 (4a)...Had a four-game point streak (2g/4a) from Mar. 29 - Apr. 5...Appeared in his 400th career NHL game on Apr. 2 at Ottawa...Played a career-high 24:34 to lead all forwards on Apr. 8 vs. Ottawa...Scored a spin-o-rama shootout winner on Apr. 11 at New Jersey.

CAREER:

2012-13: Scored 19 points (11g/8a) in 38 games during his fifth season with the Islanders...Fifteen of his points (10g/5a) came in the season's second half (24 GP: Mar. 9 - Apr. 26)...Finished third on the team in plus-minus with a career-high, plus-7 rating...Recorded four multi-point games, including a season-high, two-goal contest on Apr. 11 at Boston...Began the season with a knee injury suffered while playing in Germany during the NHL lockout...Missed the first eight games, making his season debut on Feb. 9 vs. Buffalo and posted a career-high seven shots...Appeared in his 300th NHL game on Feb. 24 vs. Carolina...Scored his 50th career goal on March 19 vs. Ottawa...Had a four-game point streak (2g/3a) from Apr. 1-6...During the NHL lockout, appeared in six games with the Bietigheim Steelers in Germany's second division, scoring 11 points (3g/8a). **2011-12:** Appeared in a career-high 80 games during his fourth season with the Islanders, scoring 32 points (13g/19a)...Led the team and tied for fourth in the league with three short-handed goals...Tied for seventh on the team in points and ranked seventh in goals...Scored his 100th career point with a short-handed goal on Jan. 19 at Philadelphia...Left the game with back spasms on Feb. 21 and missed the next two games...Had a three-game goal-scoring streak (4g) from Feb. 28 - Mar. 3...Had a six-game point streak (3g/9a) from Mar. 17-29...Recorded a career-high three assists on Mar. 27 at Pittsburgh...Scored a career-high five points on Mar. 29 vs. Pittsburgh. **2010-11:** Scored 28 points (11g/17a) in 70 games during his third season with the Islanders...Finished seventh on the team in goals and points...Posted career highs in penalty minutes (37) and power-play goals (5), while matching his career best with two game-winning goals...Tied for seventh in the NHL with 72 takeaways...Also made his American Hockey League debut with the Bridgeport Sound Tigers, posting 17 points (6g/11a) with a plus-5 rating in 11 games...With the Islanders, scored six points (3g/3a) in the first five games of the season...Suffered a hip flexor injury on Oct. 18 at Toronto and missed two games...Was assigned to Bridgeport on Nov. 24...Was recalled from loan on Dec. 22 and posted a season-high three points (2g/1a) on Dec. 23 at New Jersey...Had a three-game assist streak from Jan. 15-20 (3a)...Received a game misconduct after his first career NHL fight (P. Dupuis) on Feb. 11 vs. Pittsburgh...Had a four-game point streak from Feb. 11-17 (2g/2a)...Posted a season-high plus-3 rating on Feb. 15 at Ottawa...Had a four-game point streak from Mar. 2-8 (1g/3a)...Played in his 200th NHL/Islanders game on Mar. 15 at NY Rangers. **2009-10:** Established career highs in goals (16), and added 19 assists for 35 points with a plus-5 rating in his second season with the Islanders...Led the team in plus-minus rating, ranked seventh in scoring and sixth in assists...Played in his 100th NHL/Islanders game on Dec. 14 vs. Florida...Recorded a season-high three points (1g/2a) on Jan. 9 at Phoenix...Scored two overtime goals: Nov. 23 at Toronto (4-3) and Mar. 27 at Columbus (4-3)...Tallied the first short-handed goal of his career on Oct. 22 at Montreal...Recorded an assist in six consecutive games from Dec. 31 - Jan. 12 and a point in seven consecutive games from Dec. 29 - Jan. 12 (4g/8a). Became the first Islander since Roman Hamrlik in 2000-01 to have a six-game assist streak...Shifted from center to left wing midway through the season to play on the team's top offensive unit with John Tavares and Kyle Okposo. **2008-09:** Scored 25 points (7g/18a) in 68 games during his rookie season with the Islanders, tying for ninth on the team in scoring...Missed the first 14 games of the season with a lower-body injury...Made his NHL debut on Nov. 11 vs. Philadelphia...Recorded his first NHL assist/point on Nov. 13 at Ottawa...Scored his first NHL goal on Jan. 2 at Phoenix (M. Tellqvist)...Scored his first NHL power-play goal on Feb. 5 at Florida...Recorded his first NHL multi-goal game (2g) on Mar. 21 at Ottawa...Recorded three two-assists games: Nov. 26 vs. Pittsburgh, Jan. 29 at Atlanta and Mar. 7 vs. New Jersey.

NHL PLAYOFFS:

2013: Made his Stanley Cup Playoffs debut in his fifth season with the Islanders, recording a team-high three assists in six games during the Eastern Conference Quarterfinals against Pittsburgh.

JUNIOR:

2007-08: Finished third in the Ontario Hockey League in assists (67) and 10th in the league in points (96) during his third season of junior hockey and his second with the Windsor Spitfires...Ranked second among draft-eligible players in points...Served as an alternate captain for Windsor...Was selected to play in the 2008 OHL All-Star Classic...Tallied two goals at the 2008 Canadian Hockey League Top Prospects Game...Closed the season with a nine-game point streak...Added six points (1g/5a) in five OHL playoff games. **2006-07:** Split his second OHL season between the Owen Sound Attack and Windsor, totaling 61 points (22g/39a) in 69 games. **2005-06:** Scored 26 points (7g/19a) in 55 games as a rookie with Owen Sound...Also appeared in 11 postseason games.

INTERNATIONAL:

Represented Team Ontario at the 2006 Under-17 World Hockey Challenge.

MILESTONES:

1st NHL Game:	11/11/08 vs. PHI
1st NHL Assist/Point:	11/13/08 at OTT
1st NHL Goal:	1/2/09 at PHX (Tellqvist)
100th NHL Game:	12/14/09 vs. FLA
200th NHL Game:	3/15/11 at NYR
100th NHL Point:	1/20/12 at PHI
300th NHL Game:	2/24/13 vs. CAR
100th NHL Assist:	3/7/14 at CAL
400th NHL Game:	4/2/14 at OTT

SINGLE GAME HIGHS:

Goals:	2 (five times)	Last: 4/11/13 at BOS
Assists:	3 (twice)	Last: 3/29/12 vs. PIT
Points:	5	3/29/12 vs. PIT
PIM:	15	2/11/11 vs. PIT
+/-:	+3 (four times)	Last: 3/27/12 at PIT
TOI:	24:34	4/8/14 vs. OTT

BAILEY VERSUS NHL:

TEAM	GP	G	A	PTS	PIM
ANA	6	0	1	1	0
ARI	6	4	4	8	0
BOS	19	5	2	7	2
BUF	21	2	8	10	8
CGY	6	0	2	2	0
CAR	19	1	3	4	2
CHI	6	1	0	1	2
COL	7	2	4	6	2
CBJ	8	2	1	3	0
DAL	6	1	4	5	2
DET	6	1	4	5	0
EDM	6	1	3	4	0
FLA	20	3	4	7	6
LAK	8	0	0	0	2
MIN	7	1	1	2	0
MTL	12	2	6	8	10
NSH	4	0	0	0	0
NJD	28	6	9	15	26
NYI	-	-	-	-	-
NYR	27	1	5	6	12
OTT	20	5	5	10	6
PHI	30	4	7	11	8
PIT	28	9	12	21	25
SJS	6	0	1	1	0
STL	6	1	1	2	0
TBL	17	3	4	7	6
TOR	21	4	7	11	6
VAN	6	1	1	2	0
WSH	23	3	5	8	6
WPG	18	3	7	10	4

12 | JOSH BAILEY | FORWARD

CAREER STATISTICS:

SEASON	CLUB	REGULAR SEASON									PLAYOFFS						
		LEA	GP	G	A	PTS	PIM	PP	SH	GW	+/-	GP	G	A	PTS	PIM	+/-
2004-05	Clarington	Minor-ON	69	53	59	112	38	-	-	-	-	-	-	-	-	-	-
2005-06	Owen Sound	OHL	55	7	19	26	8	3	0	0	-2	11	0	0	0	0	-1
2006-07	Owen Sound	OHL	27	11	15	26	8	1	3	2	-1	-	-	-	-	-	-
	Windsor	OHL	42	11	24	35	16	3	1	0	-24	-	-	-	-	-	-
2007-08	Windsor	OHL	67	29	67	96	32	9	0	3	+30	5	1	5	6	2	-5
2008-09	NY ISLANDERS	NHL	68	7	18	25	16	3	0	0	-14	-	-	-	-	-	-
2009-10	NY ISLANDERS	NHL	73	16	19	35	18	3	1	2	+5	-	-	-	-	-	-
2010-11	NY ISLANDERS	NHL	70	11	17	28	37	5	0	2	-13	-	-	-	-	-	-
	Bridgeport	AHL	11	6	11	17	4	3	1	1	-13	-	-	-	-	-	-
2011-12	NY ISLANDERS	NHL	80	13	19	32	32	1	3	1	-10	-	-	-	-	-	-
2012-13	Bietgheim	German2	6	3	8	11	16	-	-	-	E	-	-	-	-	-	-
	NY ISLANDERS	NHL	38	11	8	19	6	0	0	1	+7	6	0	3	3	0	-1
2013-14	NY ISLANDERS	NHL	77	8	30	38	26	2	0	1	-8	-	-	-	-	-	-
	NY ISLANDERS TOTALS		406	66	111	177	135	14	4	7	-33	6	0	3	3	0	-1
	NHL TOTALS		406	66	111	177	135	14	4	7	-33	6	0	3	3	0	-1

MANAGEMENT


12 JOSH BAILEY

IN THE SYSTEM

2012 NHL ENTRY DRAFT

SOUND TIGERS

YEAR IN REVIEW



36 | ERIC BOULTON | LEFT WING

SHOOTS: LEFT **HEIGHT:** 6-0 **WEIGHT:** 225 **BIRTHDAY:** 8.17.1976 **BIRTHPLACE:** HALIFAX, NS

ISLANDERS TRANSACTIONS:

Signed by the Islanders as a free agent on July 2, 2012. Agreed to a one-year contract extension on May 17, 2013. Agreed to a one-year contract extension on March 23, 2014.

CAREER TRANSACTIONS:

Selected by the New York Rangers in the ninth round (234th overall) of the 1994 National Hockey League Entry Draft. Signed as a free agent by the Buffalo Sabres on September 14, 1999. Signed as a free agent during the lockout by the Columbia Inferno (ECHL) on November 24, 2004. Signed as a free agent by the Atlanta Thrashers on August 8, 2005. Signed as a free agent by the New Jersey Devils on July 15, 2011.

LAST SEASON:

Scored four points (2g/2a) in 23 games during his second season with the Islanders...Finished third on the team in penalty minutes with 88, including eight major penalties...Scored all four points in his first eight games...Recorded his first point (assist) as an Islander on Oct. 15 vs. Buffalo...Recorded his first goal as an Islander on Nov. 23 at Philadelphia...Suffered a hand injury on Mar. 4 at Winnipeg and missed the final 18 games of the season.

CAREER:

2012-13: Appeared in 15 games during his first season with the Islanders...Finished fourth on the team in penalty minutes (36), including four major penalties...Recorded his 1300th NHL penalty minute on Apr. 26 at Buffalo. **2011-12:** Played in 51 games during his first season with the New Jersey Devils...Finished second on the team with 115 penalty minutes. Total includes 15 minors, nine majors and four misconducts...Missed 14 games (Oct. 22 - Nov. 21) with a hand injury...Assigned to the Albany Devils (American Hockey League) on a conditioning assignment on Nov. 22 (two games)...Recalled from Albany on Nov. 28 and returned to the lineup on Nov. 30 at Colorado...Was placed on waivers on Feb. 25 and cleared on Feb. 27...Made a season-high 14 straight appearances from Feb. 27 - Mar. 23...Played in his 600th career game on Apr. 5 at Detroit. **2010-11:** Appeared in 69 games during his sixth and final season with the Atlanta Thrashers, including a career-high 46 straight appearances from Oct. 22 - Jan. 26...Finished the season fourth on Atlanta's all-time games-played list (377)...Scored a career-high six goals...Recorded his first career hat trick/multiple-goal/three-point game on Dec. 18 vs. New Jersey...Appeared in his 500th career NHL contest on Dec. 2 at Pittsburgh...Finished with a plus-1 mark; was "even" or "plus" in 29 consecutive appearances from Oct. 22 - Dec. 20 (+10)...Missed two games from Mar. 24-25 with a facial injury. **2009-10:** Played in 62 games during his fifth season in Atlanta, including a season-high 20 straight appearances from Oct. 3 - Nov. 22...Led the team for the third straight season with 113 penalty minutes...Notched his first career power-play goal on Jan. 12 vs. Ottawa...Collected his only multiple-point game of the season with two assists on Nov. 30 vs. Florida...Surpassed the 1,000 career penalty-minute mark with a fighting major on Dec. 12 vs. Montreal...Became Atlanta's all-time penalty minutes leader with a five-minute major on Mar. 20 vs. Philadelphia. **2008-09:** Established career highs in games played (76), assists (10) and points (13) during his eighth NHL season and fourth with Atlanta...Led the team and finished sixth in the NHL with 176 penalty minutes, the second-highest total of his NHL career (178 in '02-03)...Established a career high with 71 shots on goal...Named the co-winner, along with Garnet Exelby, of the Thrashers' Gilner-Reeves Community Service Award...Posted one multiple-point game (2a) on Jan. 20 vs. Montreal...Appeared in his 400th career NHL game on Mar. 3 vs. Florida. **2007-08:** Scored nine points (4g/5a) in 74 games during his third season in Atlanta...Led Atlanta with 127 penalty minutes...Missed four games from Jan. 4-10 with a knee injury...Matched his career high for penalty minutes in a game with 29 on Jan. 18 at Buffalo. **2006-07:** Played in 45 games during his sixth NHL season and second in Atlanta...Scored seven points (3g/4a), including his first career multiple-point game (2a) on Mar. 12 vs. Washington...Recorded a career-high plus-2 rating. **2005-06:** Saw action in 51 games during his first season in Atlanta and fifth NHL campaign...Posted a season-high 17 straight appearances from Dec. 22 - Jan. 26...Recorded nine points (4g/5a)...Posted points in back-to-back games three times...Played in his 200th career NHL game on Jan. 7 at Pittsburgh...Finished third on the team with 87 penalty minutes...Missed six games from Oct. 22 - Nov. 4 due to a suspension for an elbowing major/game misconduct on Oct. 20 vs. Tampa Bay. **2004-05:** Spent the lockout season in the ECHL, appearing in 48 games with the Columbia Inferno...Recorded 39 points (23g/16a) en route to an Eastern Division Championship...Finished second on the team in goals...Added five points (2g/3a) in four playoff contests in a first-round loss. **2003-04:** Appeared in 44 contests during his fourth and final season with Buffalo...Ranked third on the team with 110 penalty minutes...Made his season debut on Oct. 30 vs. Toronto after missing 10 games with a thumb injury suffered on Sept. 16...Missed two contests on Jan. 27-30 with a shoulder injury. **2002-03:** Played in 58 games, his most with Buffalo, during his third NHL campaign...Led the team and finished seventh in the league with a career-high 178 penalty minutes, including six games with 10-plus...Posted a career-high 29 penalty minutes (since tied) in the season-opener on Oct. 10 vs. NY Islanders...Notched his lone goal of the campaign on Feb. 21 vs. Los Angeles...Closed out the season by appearing in 17 straight games from Mar. 6 - Apr. 6...Recorded all six points (1g/5a) over a 21-game stretch from Feb. 21 - Apr. 5. **2001-02:** Scored five points (2g/3a) in 35 games during his second NHL season with Buffalo...Scored his first-career game-winning goal on Nov. 8 vs. Atlanta...Posted assists in back-to-back games on Mar. 17-19 (2a)...Finished second on Buffalo with 129 penalty minutes. **2000-01:** Made his NHL debut with Buffalo, appearing in 35 games and finishing third on the squad with 94 penalty minutes...Played in his first NHL game on Oct. 5 vs. Chicago...Scored his first NHL goal on Nov. 25 at Montreal. **1999-00:** Spent his first season in the Sabres organization with the Rochester Americans (AHL)...Posted four points (2g/2a)...Led the team and finished 11th in the league with 276 penalty minutes...Added three postseason points (2g/1a) and a team-leading 53 penalty minutes en-route to a Western Conference Championship. **1998-99:** Split his third professional season between three teams/leagues: the Kentucky Thoroughblades (AHL, 34 games), the Florida Everblades (ECHL, 26) and the Houston Aeros (IHL, 7)...Finished third in penalty minutes on both Kentucky (154) and Florida (143). **1997-98:** Saw action with both the Charlotte Checkers (ECHL, 53 games) and Fort Wayne Komets (IHL, 8)...Led Charlotte with 202 penalty minutes...Completed Charlotte career as team's all-time leader with 527 penalty minutes. **1996-97:** Appeared in 23 games with the Binghamton Rangers (AHL), as well as 44 games with Charlotte (ECHL) during his first professional season...Set a Checkers record with 325 penalty minutes.

MILESTONES:

1st NHL Game:	10/5/00 vs. CHI
1st NHL Goal:	11/25/00 @ MTL (Garon)
1st NHL Assist/Point:	1/5/01 vs. TOR
100th NHL Game:	1/11/03 at MTL
200th NHL Game:	1/6/06 vs. PIT
300th NHL Game:	12/22/07 vs. MTL
400th NHL Game:	3/3/09 vs. FLA
500th NHL Game:	12/2/10 at PIT
600th NHL Game:	4/5/12 at DET

SINGLE GAME HIGHS:

Goals:	3	12/18/10 vs. NJ
Assists:	2 (three times)	Last: 11/30/09 vs. FLA
Points:	3	12/18/10 vs. NJ
PIM:	29 (two times)	Last: 1/18/08 at BUF
+/-:	+3	12/18/10 vs. NJ
TOI:	14:04	12/23/06 vs. NJ

CAREER HAT TRICKS:

3g/0a	12/18/10 vs. NJ
-------	-----------------

BOULTON VERSUS NHL:

TEAM	GP	G	A	PTS	PIM
ANA	8	0	1	1	34
ARI	8	0	0	0	14
BOS	30	0	1	1	91
BUF	21	0	2	2	77
CGY	7	0	1	1	22
CAR	36	2	3	5	49
CHI	9	0	0	0	12
COL	13	0	0	0	17
CBJ	8	0	2	2	9
DAL	7	1	0	1	15
DET	8	0	1	1	8
EDM	8	0	0	0	11
FLA	46	1	8	9	97
LAK	7	2	0	2	10
MIN	9	0	0	0	6
MTL	35	1	4	5	81
NSH	9	0	0	0	14
NJD	34	3	2	5	109
NYR	39	3	2	5	104
OTT	32	3	3	6	64
PHI	39	3	1	4	95
PIT	30	2	2	4	43
SJS	7	0	0	0	14
STL	11	1	0	1	27
TBL	46	1	5	6	66
TOR	41	0	4	4	80
VAN	4	0	1	1	14
WSH	41	1	3	4	41
WPG	15	2	0	2	62

36 | ERIC BOULTON | LEFT WING

NHL PLAYOFFS:

2007: Made his NHL playoff debut with Atlanta, appearing in four games during the Eastern Conference Quarterfinals vs. NY Rangers...Led the team with 24 penalty minutes.

JUNIOR:

Collected 72 points (28g/44a) and 651 penalty minutes in 162 games over three seasons with the Oshawa Generals and Sarnia Sting of the Ontario Hockey League.

CAREER STATISTICS:

	REGULAR SEASON											PLAYOFFS						
SEASON	CLUB	LEA	GP	G	A	PTS	PIM	PP	SH	GW	+/-	GP	G	A	PTS	PIM	+/-	
1992-93	Cole Harbour	MJRHL	44	12	15	27	212	-	-	-	-	-	-	-	-	-	-	
1993-94	Oshawa	OHL	45	4	3	7	149	-	-	-	-	5	0	0	0	16	-	
1994-95	Oshawa	OHL	27	7	5	12	125	-	-	-	-	-	-	-	-	-	-	
	Sarnia	OHL	24	3	7	10	134	-	-	-	-	4	0	1	1	10	-	
1995-96	Sarnia	OHL	66	14	29	43	243	-	-	-	-	9	0	3	3	29	-	
1996-97	Binghamton	AHL	23	2	3	5	67	-	-	-	-	3	0	0	0	4	-	
	Charlotte	ECHL	44	14	11	25	325	-	-	-	-	3	0	1	1	6	-	
1997-98	Charlotte	ECHL	53	11	16	27	202	1	0	1	+4	4	1	0	1	0	-	
	Fort Wayne	IHL	8	0	2	2	42	0	0	0	+1	-	-	-	-	-	-	
1998-99	Kentucky	AHL	34	3	3	6	154	1	0	0	+1	10	0	1	1	36	-	
	Florida	ECHL	26	9	13	22	143	1	0	2	+5	-	-	-	-	-	-	
	Houston	AHL	7	1	0	1	41	0	0	0	+1	-	-	-	-	-	-	
1999-00	Rochester	AHL	76	2	2	4	276	0	0	0	-3	18	2	1	3	53	-	
2000-01	BUFFALO	NHL	35	1	2	3	94	0	0	0	-1	-	-	-	-	-	-	
2001-02	BUFFALO	NHL	35	2	3	5	129	0	0	1	-1	-	-	-	-	-	-	
2002-03	BUFFALO	NHL	58	1	5	6	178	0	0	0	+1	-	-	-	-	-	-	
2003-04	BUFFALO	NHL	44	1	2	3	110	0	0	0	-2	-	-	-	-	-	-	
2004-05	Columbia	ECHL	48	23	16	39	124	8	1	3	+10	4	2	3	5	8	-	
2005-06	ATLANTA	NHL	51	4	5	9	87	0	0	0	-4	-	-	-	-	-	-	
2006-07	ATLANTA	NHL	45	3	4	7	49	0	0	0	+2	4	0	0	0	24	-1	
2007-08	ATLANTA	NHL	74	4	5	9	127	0	0	0	-10	-	-	-	-	-	-	
2008-09	ATLANTA	NHL	76	3	10	13	176	0	0	0	-3	-	-	-	-	-	-	
2009-10	ATLANTA	NHL	62	2	6	8	113	1	0	0	-1	-	-	-	-	-	-	
2010-11	ATLANTA	NHL	69	6	4	10	87	0	0	1	+1	-	-	-	-	-	-	
2011-12	NEW JERSEY	NHL	51	0	0	0	115	0	0	0	-12	-	-	-	-	-	-	
	Albany	AHL	2	0	0	0	0	0	0	0	E	-	-	-	-	-	-	
2012-13	NY ISLANDERS	NHL	15	0	0	0	36	0	0	0	-4	0	0	0	0	0	0	
2013-14	NY ISLANDERS	NHL	23	2	2	4	88	0	0	0	E	-	-	-	-	-	-	
	NY ISLANDERS TOTALS		38	2	2	4	124	0	0	0	-4	0	0	0	0	0	0	
	NHL TOTALS		638	29	48	77	1,389	0	0	0	-34	4	0	0	0	24	-1	

MANAGEMENT

36 ERIC BOULTON

IN THE SYSTEM

2012 NHL ENTRY DRAFT

SOUND TIGERS

YEAR IN REVIEW



4 | TJ BRENNAN | DEFENSE

SHOOTS: LEFT **HEIGHT:** 6-1 **WEIGHT:** 213 **BIRTHDAY:** 4.3.1989 **BIRTHPLACE:** WILLINGBORO, NJ

ISLANDERS TRANSACTIONS:

Signed by the Islanders as a free agent to a one-year deal on July 1, 2014.

CAREER TRANSACTIONS:

Selected by the Buffalo Sabres in the second round (31st overall) of the 2007 National Hockey League Draft. Traded from Buffalo to the Florida Panthers in exchange for a fifth-round selection (previously acquired from Los Angeles) in the 2013 Draft on March 15, 2013. Traded from Florida to the Nashville Predators in exchange for Bobby Butler on June 14, 2013. Signed by the Toronto Maple Leafs as a free agent to a one-year contract on July 5, 2013.

LAST SEASON:

Won the Eddie Shore Award as Best Defenseman in the American Hockey League after scoring 72 points (25g/42a) in 76 games with the Toronto Marlies...Led all AHL defensemen and all Marlies in goals and points...Played in the AHL All-Star Game and was named to the AHL First All-Star Team...Established AHL career highs in goals, assists, points and penalty minutes (115)...Recorded hat tricks in two of his first three games...Scored 14 points (6g/8a) in 14 Calder Cup Playoff games, leading all AHL defensemen in playoff goals and finishing second on his team in playoff points.

CAREER:

2012-13: Split his fourth professional season between the Buffalo Sabres and Florida Panthers organizations, totalling 29 NHL games...Began the season playing 36 games for the Rochester Americans of the AHL, collecting 35 points (14g/21a)...Ranked first on Rochester in goals, assists and points at the time of his recall to Buffalo on Jan. 14...Was second among AHL defensemen in points at the time of his recall...Named AHL Player of the Week for the period ending Dec. 30 and in three games (1g/5a)...Played 10 games for Buffalo, scoring one goal with six penalty minutes...Scored his first goal of the season on Mar. 5 at Carolina...Acquired by Florida Mar. 15 and played 19 games, collecting 9 points (2g/7a)...Scored a goal in his first game with Florida and registered a career high (23:42) of ice-time on Mar. 16 vs. NY Islanders...Collected his first career assist Mar. 21 at NY Rangers...Registered the first multi-point game of his career (0g/2a) on Mar. 2 at Tampa Bay. **2011-12:** Split his third professional season between Buffalo and Rochester...Played 11 games for Buffalo, scoring one goal with six penalty minutes...Scored in his NHL debut on Nov. 23 vs. Boston (Tim Thomas) and became the first Buffalo defenseman to score in his first NHL game since Lindy Ruff (Oct. 11, 1979)...Missed seven games with Buffalo with an upper-body injury from Jan. 1 - Feb. 10...Played 52 games for Rochester, collecting 30 points (16g/14a)...Ranked first (tie) among AHL defensemen in goals and first among Rochester defensemen in points...Finished second on Rochester in PPG (7)...Registered a seven-game point streak from Dec. 11 - 30 (3g/5a)...Played three playoff games for Rochester, scoring two goals with six penalty minutes. **2010-11:** Played 72 games for the AHL's Portland Pirates, collecting 39 points (15g/24a) during his second professional season...Registered a five-game point streak (Mar. 18 to 25) with five points (2g/3a). Played four playoff games collecting one assist with six penalty minutes. **2009-10:** Played his rookie season with Portland, collecting 23 points (6g/17a) with 64 penalty minutes in 65 AHL games...Made his AHL debut Oct. 9 at Albany...Collected his first AHL points (0g/2a) on Oct. 16 vs. Hartford...Scored his first AHL goal on Jan. 12 vs. Lowell...Played four playoff games for Portland, collecting one assist.

JUNIOR:

2008-09: Played 59 games for the Montreal Juniors during his fourth season in the Quebec Major Junior Hockey League and his first with Montreal...Scored 34 points (5g/29a)...Played 10 playoff games for Montreal, collecting 12 points (4g/8a) with 34 penalty minutes - all QMJHL playoff career highs. **2007-08:** Played 65 games for the St. John's Fog Devils of the QMJHL, collecting 41 points (16g/25a) with 92 penalty minutes...Matched his career highs in goals, assists and points...Twice named QMJHL's Defensive Player of the Week...Played six playoff games for St. John's, collecting six points (2g/4a). **2006-07:** Awarded the Raymond-Lagace Trophy as the QMJHL's best rookie defenseman...Played 68 games for St. John's in his first QMJHL season, collecting 41 points (16g/25a) with 79 penalty minutes...Ranked first in points among all QMJHL rookie defensemen...Named QMJHL Rookie of the Month for February after playing 11 games and collecting 11 points (7g/4a)...Played four playoff games for St. John's, collecting two points (1g/1a) with four penalty minutes.

MILESTONES:

1st NHL Game: 11/23/11 vs. BOS
1st NHL Goal/Point: 11/23/11 vs. BOS (Thomas)
1st NHL Assist: 3/21/13 at NYR

SINGLE GAME HIGHS:

Goals: 1 (four times) Last: 4/11/13 at WPG
Assists: 2 4/2/13 at TBL
Points: 2 (twice) Last: 4/11/13 at WPG
PIM: 2 (seven times) Last: 4/16/13 at NYI
+/-: +2 4/6/13 vs. WSH
TOI: 23:42 3/16/13 vs. NYI

BRENNAN VERSUS NHL:

TEAM	GP	G	A	PTS	PIM
ANA	0	0	0	0	0
ARI	0	0	0	0	0
BOS	3	1	0	1	0
BUF	1	0	0	0	0
CGY	0	0	0	0	0
CAR	2	1	0	1	0
CHI	1	0	0	0	2
COL	0	0	0	0	0
CBJ	1	0	0	0	2
DAL	0	0	0	0	0
DET	1	0	0	0	0
EDM	1	0	0	0	0
FLA	1	0	0	0	0
LAK	0	0	0	0	0
MIN	0	0	0	0	0
MTL	1	0	0	0	2
NSH	0	0	0	0	0
NJD	4	0	0	0	0
NYI	4	1	0	1	4
NYR	3	0	2	2	0
OTT	3	0	0	0	2
PHI	2	0	0	0	2
PIT	1	0	0	0	0
SJS	0	0	0	0	0
STL	0	0	0	0	0
TBL	2	0	3	3	0
TOR	4	0	0	0	0
VAN	0	0	0	0	0
WSH	2	0	1	1	0
WPG	3	1	1	2	0

4 | TJ BRENNAN | DEFENSE

CAREER STATISTICS:

REGULAR SEASON											PLAYOFFS						
SEASON	CLUB	LEA	GP	G	A	PTS	PIM	PP	SH	GW	+/-	GP	G	A	PTS	PIM	+/-
2005-06	Philadelphia	ATJHL	42	9	23	32	-	-	-	-	-	-	-	-	-	-	-
2006-07	St. John's	QMJHL	68	16	25	41	79	6	0	2	-8	4	1	1	2	4	-1
2007-08	St. John's	QMJHL	65	16	25	41	92	9	1	3	-15	6	2	4	6	12	-7
2008-09	Montreal	QMJHL	59	5	29	34	63	1	0	2	-1	10	4	8	12	34	+1
2009-10	Portland	AHL	65	6	17	23	64	2	0	0	+2	4	0	1	1	2	-3
2010-11	Portland	AHL	72	15	24	39	49	5	0	5	+7	4	0	1	1	6	E
2011-12	BUFFALO	NHL	11	1	0	1	6	0	0	0	E	-	-	-	-	-	-
2012-13	Rochester	AHL	52	16	14	30	39	7	0	2	+5	3	2	0	2	6	E
	Rochester	AHL	36	14	21	35	57	7	2	1	-4	-	-	-	-	-	-
	BUFFALO	NHL	10	1	0	1	6	1	0	0	-1	-	-	-	-	-	-
2013-14	FLORIDA	NHL	19	2	7	9	2	0	0	0	-8	-	-	-	-	-	-
	TORONTO	AHL	76	25	47	72	115	12	0	5	-10	14	6	8	14	10	+3
	NHL TOTALS		40	4	7	11	14	1	0	0	-9	-	-	-	-	-	-

MANAGEMENT

4 TJ BRENNAN

IN THE SYSTEM

2012 NHL ENTRY DRAFT

SOUND TIGERS

YEAR IN REVIEW



7 | MATT CARKNER | DEFENSEMAN

SHOOTS: RIGHT **HEIGHT:** 6-5 **WEIGHT:** 234 **BIRTHDAY:** 11.3.1980 **BIRTHPLACE:** WINCHESTER, ON

ISLANDERS TRANSACTIONS:

Signed by the Islanders as a free agent to a three-year deal on July 1, 2012.

TRANSACTIONS:

Drafted by the Montreal Canadiens in the second round (58th overall) of the 1999 National Hockey League Entry Draft. Signed as a free agent by the San Jose Sharks on June 6, 2001. Signed as a free agent by the Pittsburgh Penguins on July 23, 2006. Signed as a free agent by the Ottawa Senators on July 3, 2007.

LAST SEASON:

Recorded three assists in 53 games during his second season with the Islanders and his fifth full NHL campaign...Led the Islanders and finished eighth in the NHL with 149 penalty minutes, including nine majors...Tied for fifth in the NHL with five misconducts...Appeared in his 200th NHL game on Nov. 19 at Toronto...Recorded a single-game career-high 23 penalty minutes on Apr. 6 at Columbus.

CAREER:

2012-13: Appeared in 22 games during his first season with the Islanders, recording two assists...Finished second on the team in penalty minutes (46), including four majors...Suffered a groin injury in practice on Feb. 6 and was placed on injured reserve until March 21, missing 20 games. **2011-12:** Was limited to 29 games during his third full NHL season with the Ottawa Senators, scoring three points (1g/2a) with 33 penalty minutes...Missed the first 29 games of the season with a knee injury...Played an American Hockey League conditioning stint with the Binghamton Senators, appearing in three games from Dec. 3-7 (0g/1a)...Made his NHL season debut on Dec. 10 vs. Vancouver...Finished with an even rating for the third-straight season. **2010-11:** Scored seven points (1g/6a) in 50 games with Ottawa during his second full season in the NHL...Finished second on the Senators and 19th in the NHL with 136 penalty minutes...Appeared in his 100th career NHL game on Nov. 13 at Boston...Reached 300 career penalty minutes on Jan. 18 vs. Anaheim...Recorded his first career multi-assist game on Jan. 13 at NY Islanders...Missed the final 20 games of the season with a lower-body injury. **2009-10:** Played in 81 games with Ottawa during his first full NHL season, establishing career highs in goals (2), assists (9), points (11) and penalty minutes (190)...Ranked first amongst Senators and tied for fifth in the NHL in penalty minutes...Scored his first NHL goal and second career assist (first multi-point game) on Oct. 8 vs NY Islanders...Missed one game to injury on Mar. 18 at Atlanta. **2008-09:** Scored 21 points (3g/18a) in 67 games with the Binghamton Senators of the American Hockey League during his eighth professional season...Also appeared in one NHL game with Ottawa against Boston on Jan. 7...Finished second on Binghamton in penalty minutes (210)...Had two multi-point games, including a three-assist effort vs. Syracuse on Dec. 26...Scored the game-winning goal vs. Rochester on Jan. 14. **2007-08:** Scored 25 points (10g/15a) in 67 games during his first season with Binghamton...Finished second on the team in penalty minutes (218)...Tied his career high in goals...Suffered an injury during Ottawa's training camp and missed the first eight games of the season...Had five two-point games. **2006-07:** Established AHL career highs in games played (75) and assists (24) during his first season with the Wilkes-Barre/Scranton Penguins and sixth in the AHL...Tied his career high in points (30)...Won the AHL's Yanick Dupré Memorial Award for outstanding humanitarian contribution...Appeared in eight Calder Cup Playoff games, scoring one goal. **2005-06:** Made his NHL debut, appearing in one game with the San Jose Sharks and recording his first NHL assist vs. Calgary on Feb. 6...Also appeared in 69 AHL games with the Cleveland Barons, scoring a career-best 30 points (10g/20a)...Finished second on Cleveland with 202 penalty minutes. **2004-05:** Recorded 10 assists in 73 games during his fourth professional season with Cleveland...Served as team captain...Selected as Barons American Specialty/AHL Man of the Year for the second consecutive year...Finished the season as the franchise leader in games played (246) and penalty minutes (746). **2003-04:** Scored 13 points (2g/11a) in 60 games during his third professional season with Cleveland...Led Cleveland in plus-minus (+18) and ranked third on the team in penalty minutes (115)...Made his Calder Cup Playoffs debut, recording three assists in nine games. **2002-03:** Missed most of his second professional season with a knee injury, appearing in just 39 contests with Cleveland...Scored one goal and four assists with 104 penalty minutes. **2001-02:** Made his professional debut with Cleveland, posting three assists in 74 games as a rookie...Finished second amongst team defensemen in games played...Led the club and placed fifth in the AHL with 335 penalty minutes.

NHL PLAYOFFS:

2013: Recorded one assist in four games during the Islanders' Eastern Conference Quarterfinals against Pittsburgh. **2012:** Appeared in four Eastern Conference Quarterfinal games for Ottawa against the NY Rangers...Recorded one assist and 21 penalty minutes as Ottawa lost the series in seven games...Received a one-game suspension for fighting an unwilling combatant (Brian Boyle) in Game 2 on Apr. 14. **2010:** Made his Stanley Cup Playoffs debut with Ottawa in the Eastern Conference Quarterfinals against Pittsburgh...Scored one goal with 12 penalty minutes in six games as Ottawa lost the series in six games...Scored the game-winning goal in the longest playoff game in Senators history (107:06) on Apr. 22 at Pittsburgh.

JUNIOR:

2000-01: Scored 16 points (8g/8a) in 53 games during his fourth and final junior season with the Peterborough Petes of the Ontario Hockey League...Appeared in a career-high seven OHL Playoff games, collecting three assists. **1999-00:** Finished first on Peterborough in penalty minutes (177) during his third OHL season...Served as team captain...Recorded one assist in five playoff games. **1998-99:** Scored a junior career-high 18 points (2g/16a) in 60 games during his second season with Peterborough...Named the OHL Eastern Conference's most improved player...Led his team in penalty minutes with 173...Added 20 penalty minutes in five playoff games. **1997-98:** Played in 57 games as an OHL rookie with Peterborough, recording six assists and 121 penalty minutes...Also made his OHL playoff debut, appearing in four games.

MILESTONES:

1st NHL Game:	2/6/06 vs. CGY
1st NHL Assist/Point:	2/6/06 vs. CGY
1st NHL Goal:	10/8/09 vs. NYI (Biron)
100th NHL Game:	11/13/10 at BOS
200th NHL Game:	11/19/13 at TOR

SINGLE GAME HIGHS:

Goals:	1 (four times)	Last: 12/31/11 at BUF
Assists:	2	1/13/11 at NYI
Points:	2 (twice)	Last: 1/13/11 at NYI
PIM:	23	4/6/14 at CBJ
+/-:	+3	11/19/09 vs. PIT
TOI:	22:37	12/3/09 at LAK

CARKNER VERSUS NHL:

TEAM	GP	G	A	PTS	PIM
ANA	5	0	0	0	24
ARI	3	0	0	0	4
BOS	20	0	1	1	45
BUF	18	1	4	5	24
CGY	5	0	1	1	6
CAR	12	0	0	0	6
CHI	2	0	0	0	4
COL	2	1	1	2	0
CBJ	5	0	0	0	27
DAL	2	0	0	0	2
DET	3	0	0	0	0
EDM	3	0	1	1	7
FLA	11	0	1	1	38
LAK	4	0	1	1	9
MIN	1	0	0	0	2
MTL	15	0	1	1	34
NSH	3	0	0	0	2
NJD	13	0	1	1	21
NYI	7	1	3	4	13
NYR	9	0	1	1	38
OTT	3	0	1	1	0
PHI	17	0	2	2	43
PIT	16	1	2	3	29
SJS	3	0	0	0	9
STL	5	0	0	0	28
TBL	7	0	0	0	28
TOR	17	0	0	0	56
VAN	5	0	0	0	16
WSH	10	0	1	1	18
WPG	11	0	0	0	23

7 | MATT CARKNER | DEFENSEMAN

CAREER STATISTICS:

	REGULAR SEASON											PLAYOFFS						
SEASON	CLUB	LEA	GP	G	A	PTS	PIM	PP	SH	GW	+/-	GP	G	A	PTS	PIM	+/-	
1997-98	Peterborough	OHL	57	0	6	6	121	0	0	0	-3	4	0	0	0	2	-1	
1998-99	Peterborough	OHL	60	2	16	18	173	0	0	-	+15	5	0	0	0	20	-5	
1999-00	Peterborough	OHL	62	3	13	16	177	0	0	0	+5	5	0	1	1	6	-2	
2000-01	Peterborough	OHL	53	8	8	16	128	1	0	-	+7	7	0	3	3	25	+5	
2001-02	Cleveland	AHL	74	0	3	3	335	0	0	0	-3	-	-	-	-	-	-	
2002-03	Cleveland	AHL	39	1	4	5	104	0	0	0	-12	-	-	-	-	-	-	
2003-04	Cleveland	AHL	60	2	11	13	115	0	0	0	18	9	0	3	3	39	+3	
2004-05	Cleveland	AHL	73	0	10	10	192	0	0	0	-5	-	-	-	-	-	-	
2005-06	SAN JOSE	NHL	1	0	0	0	2	0	0	0	E	-	-	-	-	-	-	
	Cleveland	AHL	69	10	20	30	202	3	0	2	-16	-	-	-	-	-	-	
2006-07	Wilkes-Barre/Scranton	AHL	75	6	24	30	167	2	0	1	+3	8	1	0	1	19	-3	
2007-08	Binghamton	AHL	67	10	15	25	218	5	0	2	-1	-	-	-	-	-	-	
2008-09	OTTAWA	NHL	1	0	0	0	0	0	0	0	E	-	-	-	-	-	-	
	Binghamton	AHL	67	3	18	21	210	1	0	1	3	-	-	-	-	-	-	
2009-10	OTTAWA	NHL	81	2	9	11	190	0	0	0	E	6	1	0	1	12	0	
2010-11	OTTAWA	NHL	50	1	6	7	136	0	0	0	E	-	-	-	-	-	-	
2011-12	OTTAWA	NHL	29	1	2	3	33	0	0	0	E	4	0	1	1	21	+1	
	Binghamton	AHL	3	0	1	11	11	0	0	0	E	-	-	-	-	-	-	
2012-13	NY ISLANDERS	NHL	22	0	2	2	46	0	0	0	-2	4	0	1	1	2	E	
2013-14	NY ISLANDERS	NHL	53	0	3	3	149	0	0	0	-10	-	-	-	-	-	-	
	NY ISLANDERS TOTALS		75	0	5	5	195	0	0	0	-12	4	0	1	1	2	E	
	NHL TOTALS		237	4	23	27	556	0	0	0	-12	14	1	2	3	35	+1	

MANAGEMENT

7 MATT CARKNER

IN THE SYSTEM

2012 NHL ENTRY DRAFT

SOUND TIGERS

YEAR IN REVIEW



53 | CASEY CIZIKAS | CENTER

SHOOTS: LEFT **HEIGHT:** 5-11 **WEIGHT:** 189 **BIRTHDAY:** 2.27.1991 **BIRTHPLACE:** TORONTO, ON

ISLANDERS TRANSACTIONS:

Selected by the Islanders in the fourth round (92nd overall) of the 2009 National Hockey League Draft. Agreed to a three-year, entry-level contract on May 31, 2011. Agreed to a two-year deal on July 15, 2014.

LAST SEASON:

Scored 16 points (6g/10a) in 80 games during his second full season with the Islanders...Established career highs in games, assists, points, penalty minutes (30) and power-play goals (1)...Recorded a team-high two shorthanded assists...Had a career-high, three-game goal streak (3g) from Nov. 14-19...Had a career-high, five-game point streak (3g/2a) from Nov. 14-23...Suffered a broken jaw on Dec. 12 at Phoenix and missed two games...Appeared in his 100th NHL game on Jan. 2 vs. Chicago...Recorded a multi-point game (2a) on Jan. 6 vs. Dallas...Recorded a career-high 20:11 time on ice on Apr. 11 at New Jersey.

CAREER:

2012-13: Scored 15 points (6g/9a) in 45 games as a rookie with the Islanders...Finished with an even rating. Was one of seven Islanders to finish with an even or better rating...Scored his first NHL goal Jan. 29 at Pittsburgh (Fleury)...Named First Star of the Game after scoring the game winner on Mar. 16 at Florida...Played with the Bridgeport Sound Tigers (American Hockey League) during the NHL lockout, scoring 21 points (10g/11a) in 31 games before making the Islanders out of Training Camp. **2011-12:** Finished second on the Bridgeport Sound Tigers in scoring with 45 points (15 goals, 30 assists) in 52 games as a rookie...Led the team with a plus-26 rating, which ranks second all-time behind Trent Hunter's single-season record (+27, 2001-02)...Made his NHL debut with the Islanders, recording four assists in 15 games...With Bridgeport, recorded his first professional assist in a three-point game (3a) on Oct. 9 at Albany...Scored his first two professional goals, including the game-winning goal with 18.7 seconds left in the third period, on Oct. 29 vs. Providence...Earned AHL Player of the Month honors in January, recording 18 points (8g/10a) and a plus-14 rating in 11 games as the Sound Tigers went 10-0-1...Recorded three consecutive three-point games (4g/5a) to close out January, earning AHL Player of the Week honors for the period ending Jan. 29...Posted an eight-game point streak from Jan. 15 - Feb. 11, totaling 17 points (6g/11a)...Also had a five-game goal scoring streak from Jan. 15-28...Served as the Sound Tigers representative at the 2012 AHL All-Star Classic in Atlantic City...Earned his first NHL call-up on Feb. 23. At the time of his recall, was leading the Sound Tigers in points (45), assists (29) and plus-minus (+25)...Made his NHL debut on Feb. 24 vs. NY Rangers...Scored his first career NHL points with two assists on Mar. 1 at Philadelphia...Was out of the lineup with the flu on Mar. 10 vs. New Jersey...Left the game with an upper-body injury on Mar. 29 vs. Pittsburgh and missed the final five games of the season...Returned to Bridgeport for the playoffs and went scoreless in three games.

NHL PLAYOFFS:

2013: Made his Stanley Cup Playoffs debut, scoring four points (2g/2a) in six games during the Islanders' Eastern Conference Quarterfinals against Pittsburgh...In Game 4 on May 7, became the youngest player (22 years, 2 months) with at least one goal, at least two assists and at least a plus-4 rating in a playoff game since Patrice Brisebois on Apr. 27, 1992.

INTERNATIONAL:

Helped Canada win the silver medal at the 2011 World Junior Championships in Buffalo, NY, scoring two goals and one assist in seven games.

JUNIOR:

2010-11: Established junior career highs in goals (29), points (64) and plus-minus rating (+43) in his fourth Ontario Hockey League season with the Mississauga St. Michael's Majors...Served as team captain...Led the team with 11 power-play goals, finished second with three short-handed goals and ranked third in goals, assists (35) and points...Added a career-high 19 points (5g/14a) with a plus-11 rating in 16 OHL playoff games, as Mississauga fell in Game 7 of the OHL Finals to the Owen Sound Attack...Led the team in post-season assists and tied for second in points...Recorded 17 multi-point games, including a season-high, five-point night (3g/2a) on Jan. 8 at Sudbury...Finished his junior career with 203 points (88g/115a) and a plus-70 rating in 238 regular-season games, and 45 points (18g/27a) with a plus-9 rating in 47 playoff games. **2009-10:** Completed his third OHL season with Mississauga and established career highs in goals (25), assists (37) and points (62)...Led the team in assists and co-led Mississauga in points...Posted a team-high plus-32 rating...Netted nine power-play goals and one short-handed tally...Added a team-high 14 points (7g/7a) in 16 OHL playoff games. **2008-09:** Scored 36 points (16g/20a) in 55 games during his second OHL season with Mississauga...Ranked sixth on the team in scoring...Tied for fourth on the team in playoff scoring with nine points (5g/4a) in 11 games. **2007-08:** Finished 10th among OHL rookies with 41 points (18g/23a) in 62 games for Mississauga...Ranked fourth on the team in scoring...Notched a plus-12 rating...Co-led the team in playoff scoring with three points (1g/2a) in four postseason games. **2006-07:** Selected by Mississauga in the first round (third overall) of the 2007 OHL Draft...Played minor hockey for West Mall, the Mississauga Reps/IceDogs and the Toronto Avalanche...With the Mississauga IceDogs Minor Midget AAA, he scored 106 points in 77 games.

MILESTONES:

1st NHL Game: 2/24/12 vs. NYR
1st NHL Assist/Point: 3/1/12 at PHI
1st NHL Goal: 1/29/13 vs. PIT (Fleury)
100th NHL Game: 1/2/14 vs. CHI

SINGLE GAME HIGHS:

Goals: 1 (12 times) Last: 4/2/14 at OTT
Assists: 2 (twice) Last: 1/6/14 vs. DAL
Points: 2 (twice) Last: 1/6/14 vs. DAL
PIM: 4 (four times) Last: 3/2/14 vs. FLA
+/-: +2 (three times) Last: 2/27/14 vs. TOR
TOI: 20:11 4/11/14 at NJD

CIZIKAS VERSUS NHL:

TEAM	GP	G	A	PTS	PIM
ANA	2	0	0	0	0
ARI	2	0	0	0	0
BOS	7	1	0	1	2
BUF	6	0	3	3	0
CGY	2	0	0	0	0
CAR	7	0	0	0	0
CHI	2	1	0	1	0
COL	2	0	0	0	0
CBJ	4	0	0	0	0
DAL	2	0	2	2	4
DET	3	2	0	2	2
EDM	2	0	0	0	0
FLA	7	2	1	3	8
LAK	2	1	0	1	2
MIN	2	0	0	0	2
MTL	6	0	1	1	0
NSH	2	0	0	0	4
NJD	11	0	2	2	6
NYI	-	-	-	-	-
NYR	9	0	1	1	10
OTT	7	1	0	1	2
PHI	10	1	4	5	0
PIT	11	1	2	3	4
SJS	2	0	0	0	0
STL	2	0	1	1	0
TBL	6	0	0	0	0
TOR	7	1	3	4	2
VAN	2	0	0	0	0
WSH	9	1	2	3	2
WPG	4	0	1	1	0

53 | CASEY CIZIKAS | CENTER

CAREER STATISTICS:

SEASON	CLUB	REGULAR SEASON										PLAYOFFS					
		LEA	GP	G	A	PTS	PIM	PP	SH	GW	+/-	GP	G	A	PTS	PIM	+/-
2007-08	Mississauga	OHL	62	18	23	41	41	5	2	5	+12	4	1	2	3	6	-1
2008-09	Mississauga	OHL	55	16	20	36	39	8	3	4	-15	11	5	4	9	11	+1
2009-10	Mississauga	OHL	68	25	37	62	77	9	1	4	+32	16	7	7	14	16	-2
2010-11	Mississauga	OHL	52	29	35	64	40	11	3	6	+43	5	2	1	3	2	+2
	Canada	WJC	7	2	1	3	6	0	0	1	+1	-	-	-	-	-	-
2011-12	Bridgeport	AHL	52	15	30	45	30	3	0	3	+26	3	0	0	0	20	-2
	NY ISLANDERS	NHL	15	0	4	4	6	0	0	0	+1	-	-	-	-	-	-
2012-13	Bridgeport	AHL	31	10	11	21	35	3	1	1	-15	-	-	-	-	-	-
	NY ISLANDERS	NHL	45	6	9	15	14	0	0	1	E	6	2	2	4	12	+1
2013-14	NY ISLANDERS	NHL	80	6	10	16	30	1	0	1	-12	-	-	-	-	-	-
	NY ISLANDERS TOTALS		140	12	23	35	50	1	0	2	-11	6	2	2	4	12	+1
	NHL TOTALS		140	12	23	35	50	1	0	2	-11	6	2	2	4	12	+1

MANAGEMENT

53 CASEY CIZIKAS

IN THE SYSTEM

2012 NHL ENTRY DRAFT

SOUND TIGERS

YEAR IN REVIEW



15 | CAL CLUTTERBUCK | RIGHT WING

SHOOTS: RIGHT HEIGHT: 5-11 WEIGHT: 206 BIRTHDAY: 11.18.1987 BIRTHPLACE: WELLAND, ON

ISLANDERS TRANSACTIONS:

Acquired by the Islanders from the Minnesota Wild, along with a third-round pick (70th overall) in the 2013 National Hockey League Draft, in exchange for Nino Niederreiter on June 30, 2013. Agreed to a four-year contract on July 9, 2013.

CAREER TRANSACTIONS:

Selected by Minnesota in the third round (72nd overall) of the 2006 NHL Draft. Signed an entry-level contract with Minnesota on May 27, 2007.

LAST SEASON:

Scored 19 points (12g/7a) during his first season with the Islanders and his sixth full NHL campaign...Tied for sixth on the team in goals, finished 10th in points and ranked third in shots (172)...Led the Islanders and tied for fifth in the NHL with three shorthanded goals...Finished second on the team and fifth in the league with 270 hits...His three empty-net goals tied for fourth in the league...The Islanders were 8-2-2 when Clutterbuck scored...Earned three Third Star of the Game selections...Suffered a leg laceration on Sep. 17 at CGY (preseason) and was placed on injured reserve...Was removed from IR on Oct. 9 after missing three games and made his Islanders debut on Oct. 11 at Chicago...Missed three games with an upper-body injury from Nov. 7-10...Scored on a penalty shot on Dec. 20 at NY Rangers...Recorded an assist at Yankee Stadium on Jan. 29 vs. NY Rangers...Appeared in his 400th NHL game on Feb. 8 vs. Colorado...Had a three-game assist streak (3a) from Mar. 2-6...Recorded a team season-high nine hits on Apr. 6 at Columbus...Suffered an upper-body injury on Apr. 8 vs. Ottawa and missed the final three games of the season.

CAREER:

2013-13: Scored 10 points (4g/6a) in 42 games with Minnesota during his fifth full NHL season...Led the team and ranked ninth in the league with 155 hits...Missed six games with a lower-body injury from Feb. 23 - Mar. 5...Recorded a season-high eight hits on Mar. 9 at Nashville in his first game back from injury...Had a season-high two assists on Mar. 25 at Dallas...Tied his season high with eight hits on Apr. 18 at San Jose. **2011-12:** Collected 27 points (15g/12a) and a team-leading 103 penalty minutes in 74 games with Minnesota...Tied for the NHL lead with four short-handed goals...Ranked third in the league with 288 hits...Finished fourth on the team in goals...Recorded four multi-point games...Missed one game with upper body injury (Nov. 8), four games with a lower-body injury (Dec. 2, 8, 10; Feb. 14) and three games with an undisclosed injury (Mar. 6-11)...Scored a short-handed game winner on Nov. 23 vs. Nashville...Racked up a season-high 10 hits on Dec. 6 at San Jose...Collected 15 penalty minutes on Feb. 9 vs. Vancouver...Appeared in his 300th career NHL game on Mar. 31 vs. Los Angeles...Recorded his 100th career point (1g) on Apr. 5 vs. Chicago. **2010-11:** Established career highs in goals (19), power-play goals (4), game-winning goals (3), assists (15) and points (34) during his third full season with Minnesota...Led the NHL for the third straight season in hits (336)...Finished second on the team with 19 goals and tied for second with 191 shots...Missed one game with a lower-body injury (Dec. 31), four games with an upper-body injury (Mar. 6-11) and one game due to illness (Apr. 7)...Picked up career-high 12 hits on Nov. 24 vs. Philadelphia...Recorded a career-high three-game goal streak (3g/1a) from Jan 4-8...Tallied goal, assist and career-high plus-3 rating in his 200th NHL game on Jan. 19 at Calgary...Scored two goals on Feb. 11 at St. Louis...Delivered his 1,000th career hit on Mar. 29 at St. Louis...Tied a career-high with 15 penalty minutes on Apr. 8 at Edmonton. **2009-10:** Recorded 13 goals, eight assists and 21 points in 74 games during his second season with Minnesota...Led the NHL with 318 hits...Led the team with two short-handed goals...Missed five games with an ankle injury (Oct. 14-23), two games with the flu (Dec. 5-7) and one game with a leg injury (Mar. 9)...Scored his first career short-handed goal on Nov. 7 vs. Dallas...Skated in 100th career NHL game on Nov. 28 at Colorado...Recorded his first career two-assist game on Dec. 28 at Los Angeles. **2008-09:** Led Minnesota rookies in scoring with 18 points (11g/7a) and tied for second on the team with 76 penalty minutes during his first full NHL season...Recorded 356 hits, then the second-highest total in NHL history...Tied a Minnesota rookie record, appearing in 78 games (James Sheppard, 2007-08)...Recalled from the Houston Aeros on Oct. 16 and made his season debut that night at Florida...Had appeared in two American Hockey League games prior to being recalled...Scored his first two NHL goals on Nov. 24 vs. Washington...Scored his first career game-winning goal on Jan. 15 vs. Edmonton. **2007-08:** Skated in 73 games with the Houston Aeros of the American Hockey League during his first professional campaign...Scored 24 points (11g/13a) with 97 penalty minutes...Ranked third on the team in penalty minutes...Scored a goal in his first professional game in the season opener on Oct. 6 vs. Chicago...Was recalled by Minnesota on Oct. 23 after playing only five professional games with Houston...Appeared in two NHL contests...Made his NHL debut on Oct. 28 at Colorado...Also skated with Minnesota on Oct. 30 vs. Pittsburgh...Did not register a point in five playoff games with Houston.

NHL PLAYOFFS:

2013: Made his Stanley Cup Playoffs debut, recording two points (1g/1a) in five games as Minnesota lost its Western Conference Quarterfinal series against Chicago.

INTERNATIONAL:

Represented Canada at the 2011 World Championships (Slovakia) and the 2005 Under-18 World Junior Championships (Czech Republic)...Won silver in 2005...Was a member of Team Canada at the 2004 Under-18 Junior World Cup...Represented Canada-Ontario at the 2004 World Under-17 Hockey Challenge.

JUNIOR:

2006-07: Established junior career highs in in points (89), assists (54) and penalty minutes (153) during his third season with the Oshawa Generals and fourth in the Ontario Hockey League...Matched his goal output from the previous season (35)...Tied for first on the team with six shorthanded goals and tied for second with 19 power-play goals...Ranked second on team in assists, plus/minus rating and penalty minutes. **2005-06:** Recorded 68 points (35g/33a) with 139 penalty minutes in 66 games with Oshawa...Led the team with 18 power-play goals, ranked second in goals and assists and third in scoring and penalty minutes...Added four points (2g/2a) in six playoff games. **2004-05:** Started his second OHL season with the Toronto St. Michael's Majors and notched 16 points (10g/6a) in 38 contests...Was traded to Oshawa, where he recorded 18 points (9g/9a) in 27 games. **2003-04:** Made his OHL debut with Toronto, recording 11 points (4g/7a) in 60 games...Added eight points (3g/5a) in 18 OHL Playoff games.

MILESTONES:

1st NHL Game:	10/28/07 at COL
1st NHL Goal:	11/24/08 vs. WSH (Theodore)
1st NHL Assist/Point:	1/3/09 vs. DET
100th NHL Game:	11/28/09 at COL
200th NHL Game:	11/19/11 at CGY
300th NHL Game:	3/31/12 vs. LAK
100th NHL Point:	4/5/12 vs. CHI
400th NHL Game:	2/8/14 vs. COL

SINGLE GAME HIGHS:

Goals:	2 (two times)	Last: 2/11/11 at STL
Assists:	2 (three times)	Last: 3/25/13 at DAL
Points:	2 (14 times)	Last: 3/25/13 at DAL
PIM:	15 (three times)	Last: 2/9/12 vs. VAN
+/-:	+3	1/19/11 at CGY
TOI:	20:26	11/25/11 vs. EDM

CLUTTERBUCK VERSUS NHL:

TEAM	GP	G	A	PTS	PIM
ANA	18	1	4	5	6
ARI	16	1	1	2	15
BOS	7	1	2	3	8
BUF	5	1	0	1	2
CGY	27	6	3	9	20
CAR	9	3	1	4	2
CHI	20	4	3	7	12
COL	28	3	6	9	19
CBJ	21	6	0	6	18
DAL	20	2	6	8	16
DET	22	4	2	6	20
EDM	28	1	5	6	38
FLA	7	1	2	3	4
LAK	20	3	3	6	22
MIN	2	1	0	1	2
MTL	5	1	0	1	14
NSH	17	6	1	7	10
NJD	6	1	0	1	4
NYI	6	1	0	1	14
NYR	10	2	2	4	11
OTT	7	0	0	0	4
PHI	9	2	2	4	8
PIT	10	3	0	3	4
SJS	21	4	3	7	12
STL	20	3	1	4	21
TBL	9	2	2	4	14
TOR	7	2	0	2	7
VAN	28	4	4	8	48
WSH	8	5	0	5	6
WPG	6	0	2	2	6

15 | CAL CLUTTERBUCK | RIGHT WING

CAREER STATISTICS:

REGULAR SEASON											PLAYOFFS						
SEASON	CLUB	LEA	GP	G	A	PTS	PIM	PP	SH	GW	+/-	GP	G	A	PTS	PIM	+/-
2003-04	Toronto	OHL	60	4	7	11	112	2	0	-	-4	18	3	5	8	20	+7
	Canada-Ontario	WHC-17	6	3	0	3	4	0	0	1	-	-	-	-	-	-	-
2004-05	Toronto	OHL	38	10	6	16	55	4	0	-	-4	-	-	-	-	-	-
	Oshawa	OHL	27	9	9	18	42	3	0	0	-19	-	-	-	-	-	-
	Canada	WJC-18	6	1	1	2	8	0	0	1	-1	-	-	-	-	-	-
2005-06	Oshawa	OHL	66	35	33	68	139	18	3	-	-17	-	-	-	-	-	-
2006-07	Oshawa	OHL	65	35	54	89	153	19	6	-	+11	9	8	5	13	21	-3
2007-08	Houston	AHL	73	11	13	24	97	4	2	-	+1	5	0	0	0	14	-3
	MINNESOTA	NHL	2	0	0	0	0	0	0	0	E	-	-	-	-	-	-
2008-09	Houston	AHL	2	0	0	0	0	0	0	0	E	-	-	-	-	-	-
	MINNESOTA	NHL	78	11	7	18	76	1	0	1	-5	-	-	-	-	-	-
2009-10	MINNESOTA	NHL	74	13	8	21	52	1	2	1	-8	-	-	-	-	-	-
2010-11	MINNESOTA	NHL	76	19	15	34	79	4	0	3	-5	-	-	-	-	-	-
	Canada	WC	7	0	1	1	4	0	0	0	-2	-	-	-	-	-	-
2011-12	MINNESOTA	NHL	74	15	12	27	103	3	4	2	-4	-	-	-	-	-	-
2012-13	MINNESOTA	NHL	42	4	6	10	27	0	0	1	-5	5	1	1	2	4	E
2013-14	NY ISLANDERS	NHL	73	12	7	19	50	0	3	1	-9	-	-	-	-	-	-
	NY ISLANDERS TOTALS		73	12	7	19	50	0	3	1	-9	-	-	-	-	-	-
	NHL TOTALS		419	74	55	129	387	9	9	9	-36	5	1	1	2	4	E

MANAGEMENT

15 CAL CLUTTERBUCK

IN THE SYSTEM

2012 NHL ENTRY DRAFT

SOUND TIGERS

YEAR IN REVIEW



89 | CORY CONACHER | FORWARD

SHOOTS: LEFT **HEIGHT:** 5-8 **WEIGHT:** 180 **BIRTHDAY:** 12.14.1989 **BIRTHPLACE:** BURLINGTON, ON

ISLANDERS TRANSACTIONS:

Signed by the Islanders as a free agent to a one-year deal on July 1, 2014.

CAREER TRANSACTIONS:

Signed as a free agent by the Tampa Bay Lightning on July 5, 2011. Traded with Tampa Bay's fourth-round pick in the 2013 National Hockey League Draft (previously acquired from Philadelphia) to the Ottawa Senators in exchange for Ben Bishop on Apr. 3, 2013. Claimed off waivers by the Buffalo Sabres on March 5, 2014.

LAST SEASON:

Appeared in a career-high 79 NHL games with the Ottawa Senators (60) and Buffalo Sabres (19), totaling 26 points (7g/19a)...Started the season with Ottawa, scoring 20 points (4g/16a) in 60 games...Recorded three-game point streaks from Dec. 10-14 (0g/3a) and Dec. 28 - Jan. 2 (1g/4a)...Appeared in his 100th NHL game on Feb. 4 at Toronto...Claimed off waivers by Buffalo on Mar. 5...Scored six points (3g/3a) in 19 games with Buffalo...Matched a career high with a three-point game (2g/1a) on Mar. 20 at Edmonton...Was credited with an empty-net goal on his own delayed penalty on Mar. 29 vs. Tampa Bay, becoming the first player to do so since Viktor Tikhonov (Phoenix) on Mar. 21, 2009...Logged a career-high 20:47 time on ice on Apr. 4 at DET.

CAREER:

2012-13: Finished fifth in Calder Trophy voting after ranking third among NHL rookies in scoring with 29 total points (11g/18a) in 47 games...Began the season with the Syracuse Crunch of the American Hockey League during the NHL work stoppage, scoring 28 points (12g/16a) in 36 games...Was recalled by the Tampa Bay Lightning prior to the start of the abbreviated NHL season and made his NHL debut on Jan. 19 vs. Washington...Registered his first NHL goal, assist and multi-point game in his debut...Started his NHL career with 12 points (5g/7a) in his first seven games...Played in each of Tampa Bay's 35 contests before being acquired by the Senators on Apr. 3...Made his Ottawa debut on Apr. 5 at Buffalo. **2011-12:** Became the fourth rookie in AHL history to win the Les Cunningham Award as the league's most valuable player...Skated in 75 games with the Norfolk Admirals, registering 80 points (39g/41a)...Won the AHL's Dudley "Red" Garrett Memorial Award as the league's most outstanding rookie and was named to the AHL All-Rookie Team...Recorded 15 points (2g/13a) over 18 post-season contests with Norfolk as the Admirals won the Calder Cup.

NHL PLAYOFFS:

2013: Tied for third among all Senators with three postseason goals in eight games as Ottawa advanced to the Eastern Conference Semifinals...Made his Stanley Cup Playoff debut at Montreal on May 2...Recorded his first playoff goal (and point) vs. Montreal on May 7...Recorded his first playoff multi-point contest with two goals at Montreal on May 9.

COLLEGE:

2010-11: Completed his senior season at Canisius College (AHA), establishing a new collegiate career high in goals (23) and penalty minutes (54)...Made his professional hockey debut with Rochester of the AHL, while also appearing in AHL contests with Milwaukee and skating in three games with Cincinnati of the ECHL. **2009-10:** Played in 35 games with Canisius College, collecting 20 goals and 53 points...Led the team in goals and points...Set a career high in assists (33) and points (53)...Earned First-Team Atlantic Hockey honors and was named Atlantic Hockey Player of the Year. **2008-09:** Skated in 37 games with Canisius College, posting 12 goals and 35 points. **2007-08:** Played in 20 games with Canisius College, notching 7 goals and 17 points.

MILESTONES:

1st NHL Game: 1/19/13 vs. WSH
1st NHL Goal/Point: 1/19/13 vs. WSH (Holtby)
1st NHL Assist: 1/19/13 vs. WSH
100th NHL Game: 2/4/14 at TOR

SINGLE GAME HIGHS:

Goals: 2 (twice) Last: 3/20/14 at EDM
Assists: 2 (four times) Last: 1/2/14 vs. WPG
Points: 3 (twice) Last: 3/20/14 at EDM
PIM: 4 (four times) Last: 3/20/14 at EDM
+/-: +3 2/1/13 vs. WPG
TOI: 20:47 4/4/14 at DET

CONACHER VERSUS NHL:

TEAM	GP	G	A	PTS	PIM
ANA	2	0	0	0	0
ARI	2	1	0	1	0
BOS	8	2	4	6	8
BUF	7	0	5	5	2
CGY	1	0	0	0	0
CAR	7	1	5	6	8
CHI	2	0	1	1	0
COL	1	0	0	0	2
CBJ	3	0	1	1	0
DAL	1	0	0	0	0
DET	6	0	1	1	2
EDM	3	2	1	3	6
FLA	7	2	2	4	6
LAK	2	0	1	1	0
MIN	2	0	0	0	0
MTL	7	0	0	0	8
NSH	3	0	1	1	2
NJD	7	0	2	2	0
NYI	5	0	2	2	2
NYR	5	0	0	0	0
OTT	2	0	2	2	0
PHI	9	0	0	0	6
PIT	5	2	1	3	0
SJS	3	0	0	0	0
STL	3	0	0	0	0
TBL	5	1	0	1	2
TOR	5	2	2	4	6
VAN	3	0	0	0	2
WSH	7	2	2	4	4
WPG	4	3	3	6	2

89 | CORY CONACHER | FORWARD

CAREER STATISTICS:

REGULAR SEASON											PLAYOFFS						
SEASON	CLUB	LEA	GP	G	A	PTS	PIM	PP	SH	GW	+/-	GP	G	A	PTS	PIM	+/-
2006-07	Burlington	OPJHL	48	22	40	62	62	-	-	-	+9	-	-	-	-	-	-
2007-08	Canisius	AHA	20	7	10	17	24	4	0	1	+4	-	-	-	-	-	-
2008-09	Canisius	AHA	37	12	23	35	40	2	3	2	+1	-	-	-	-	-	-
2009-10	Canisius	AHA	35	20	33	53	36	7	0	5	+9	-	-	-	-	-	-
2010-11	Canisius	AHA	37	23	19	42	54	8	0	4	E	-	-	-	-	-	-
	Rochester	AHL	2	1	0	1	2	0	0	0	E	-	-	-	-	-	-
	Cincinnati	ECHL	3	5	2	7	0	0	1	0	+4	-	-	-	-	-	-
	Milwaukee	AHL	5	3	2	5	2	3	0	0	-2	7	0	1	1	6	+2
2011-12	Norfolk	AHL	75	39	41	80	114	14	0	8	+19	18	2	13	15	28	+6
2012-13	Syracuse	AHL	36	12	16	28	56	2	0	1	+3	-	-	-	-	-	-
	TAMPA BAY	NHL	35	9	15	24	16	1	0	2	-3	-	-	-	-	-	-
	OTTAWA	NHL	12	2	3	5	4	0	0	1	+6	8	3	0	3	31	-2
2013-14	OTTAWA	NHL	60	4	16	20	34	0	0	1	+8	-	-	-	-	-	-
	BUFFALO	NHL	19	3	3	6	16	1	0	1	-7	-	-	-	-	-	-
	NHL TOTALS		126	18	37	55	70	2	0	5	+4	8	3	0	3	31	-2

MANAGEMENT

89 CORY CONACHER

IN THE SYSTEM

2012 NHL ENTRY DRAFT

SOUND TIGERS

YEAR IN REVIEW



44 | CALVIN DE HAAN | DEFENSEMAN

SHOOTS: LEFT HEIGHT: 6-1 WEIGHT: 187 BIRTHDAY: 5.9.1991 BIRTHPLACE: CARP, ON

ISLANDERS TRANSACTIONS:

Selected by the Islanders in the first round (12th overall) of the 2009 National Hockey League Draft. Agreed to a three-year, entry-level contract on May 1, 2010. Agreed to a three-year deal on July 15, 2014.

LAST SEASON:

Scored 16 points (3g/13a) in 51 games as a rookie with the Islanders...Finished fourth on the team in average time on ice (21:01)...Earned two Third Star of the Game honors...Started the season in Bridgeport (AHL), scoring three points (1g/2a) in 17 games...Recalled from Bridgeport (AHL) on Nov. 28...Made his season debut on Nov. 30 vs. Washington...Scored his first NHL points (2a) on Jan. 6 vs. Dallas...Scored his first NHL goal on Jan. 7 at Toronto...Had a five-game point streak (1g/6a) from Jan. 6-14...Missed the final five games of the season with a lower-body injury.

CAREER:

2012-13: Recorded two assists in three games during his second professional season with the Bridgeport Sound Tigers (American Hockey League) before suffering a shoulder injury at Wilkes-Barre/Scranton on Oct. 20 that required season-ending surgery...Posted assists in back-to-back games on Oct. 13 and 20, including an assist on the game-winning goal vs. Providence on Oct. 13. **2011-12:** Scored 16 points (2g/14a) in 56 games during his rookie season with Bridgeport (AHL)...Added two assists in three Calder Cup playoff games, tying for second on the team in points...Made his professional debut on Oct. 8 vs. Portland...Recorded his first professional assist on Oct. 9 at Albany...Notched his first two-point game (2a) on Oct. 21 at St. John's...Recorded his first professional goal on Nov. 12 at Springfield...Recalled from Bridgeport on an emergency basis on Dec. 15, marking his first NHL call-up...Made his NHL debut on Dec. 15 vs. Dallas and was returned to Bridgeport on Dec. 16...Named to the 2012 AHL All-Star Classic Eastern Conference Team, but was unable to participate due to injury...Earned two assists in Bridgeport's 4-3 overtime loss at Connecticut in Game 3 of their first round Calder Cup playoff series.

JUNIOR:

2010-11: Served as captain of the Oshawa Generals during his third Ontario Hockey League season...Scored 48 points (6g/42a) in 55 games...Led all team defensemen in goals, assists and points and tied for second on the team in assists...Posted a career-best plus-13 rating...Added 12 points (1g/11a) in 10 OHL playoff games, with four multi-point performances...Recorded nine multi-point games in the regular season...Had a season-high six-game point streak from Feb. 16-27 (1g/6a). **2009-10:** Scored 24 points (5g/19a) in 34 games with Oshawa, before seeing his second OHL season cut short due to a shoulder injury that required surgery. **2008-09:** Led Oshawa defensemen and finished second in the OHL among rookie defensemen with 63 points (8g/55a) in 68 games...Selected to the 2009 OHL All-Star Classic and the Canadian Hockey League Top Prospects Game...Named Oshawa's Rookie of the Year and Top Defenseman. **2007-08:** Named the Central Junior Hockey League Player of the Year after scoring 42 points (3g/39a) in 58 games with the Kemptville 73s...Before playing in the CJHL, played his minor hockey with West Carleton Minor Hockey and the Ottawa Valley Titans...Selected by Oshawa in the third round (50th overall) of the 2007 OHL Draft.

INTERNATIONAL:

Represented Canada at two World Junior Championships (2011 - Buffalo; 2010 - Saskatoon & Regina), winning a silver medal in each tournament. Served as an assistant captain in 2011, notching five assists and a plus-2 rating in six games...Also skated with Team Canada at the 2009 Under-18 World Junior Championships (Fargo, ND & Moorhead, MN), recording six assists and a plus-6 rating in six games.

MILESTONES:

1st NHL Game: 12/15/11 vs. DAL
1st NHL Goal: 1/7/14 at TOR (Bernier)
1st NHL Assist/Point: 1/6/14 vs. DAL

SINGLE GAME HIGHS:

Goals: 1 (three times) Last: 3/10/14 at VAN
Assists: 2 (twice) Last: 1/12/14 at DAL
Points: 2 (twice) Last: 1/12/14 at DAL
PIM: 6 1/14/14 at FLA
+/-: +2 (four times) Last: 3/25/14 at CAR
TOI: 30:28 3/27/14 at TBL

DE HAAN VERSUS NHL:

TEAM	GP	G	A	PTS	PIM
ANA	2	0	0	0	0
ARI	1	0	0	0	0
BOS	2	0	0	0	2
BUF	0	0	0	0	4
CGY	2	1	0	1	0
CAR	2	0	1	1	0
CHI	1	0	0	0	0
COL	2	0	1	1	0
CBJ	1	0	1	1	0
DAL	3	0	4	4	0
DET	1	0	0	0	0
EDM	1	0	0	0	0
FLA	3	0	2	2	6
LAK	1	0	0	0	0
MIN	2	0	0	0	4
MTL	1	0	0	0	0
NSH	0	0	0	0	0
NJD	3	0	0	0	0
NYI	-	-	-	-	-
NYR	4	0	1	1	0
OTT	1	0	0	0	2
PHI	2	0	1	1	0
PIT	2	0	0	0	2
SJS	2	0	0	0	0
STL	2	0	0	0	2
TBL	3	0	0	0	0
TOR	2	1	1	2	2
VAN	1	1	0	1	2
WSH	3	0	1	1	2
WPG	1	0	0	0	2

44 | CALVIN DE HAAN | DEFENSEMAN

CAREER STATISTICS:

	REGULAR SEASON											PLAYOFFS						
SEASON	CLUB	LEA	GP	G	A	PTS	PIM	PP	SH	GW	+/-	GP	G	A	PTS	PIM	+/-	
2008-09	Oshawa	OHL	68	8	55	63	40	3	0	1	+3	-	-	-	-	-	-	
	Canada	WJC-18	6	0	6	6	0	0	0	0	+6	-	-	-	-	-	-	
2009-10	Oshawa	OHL	34	5	19	24	14	3	0	1	+5	-	-	-	-	-	-	
	Canada	WJC	4	0	1	1	0	0	0	0	+4	-	-	-	-	-	-	
2010-11	Oshawa	OHL	55	6	42	48	48	5	0	0	+13	10	1	11	12	6	+3	
	Canada	WJC	6	0	5	5	4	0	0	0	+2	-	-	-	-	-	-	
2011-12	NY ISLANDERS	NHL	1	0	0	0	0	0	0	0	+1	-	-	-	-	-	-	
	Bridgeport	AHL	56	2	14	16	24	0	0	0	-1	3	0	2	2	2	E	
2012-13	Bridgeport	AHL	3	0	2	2	4	0	0	0	+1	-	-	-	-	-	-	
2013-14	Bridgeport	AHL	17	1	2	3	8	0	0	0	-5	-	-	-	-	-	-	
	NY ISLANDERS	NHL	51	3	13	16	30	1	0	1	-7	-	-	-	-	-	-	
NY ISLANDERS TOTALS			52	3	13	16	30	1	0	1	-6	-	-	-	-	-	-	
NHL TOTALS			52	3	13	16	30	1	0	1	-6	-	-	-	-	-	-	

MANAGEMENT


44 CALVIN de HAAN

IN THE SYSTEM

2012 NHL ENTRY DRAFT

SOUND TIGERS

YEAR IN REVIEW



46 | MATT DONOVAN | DEFENSEMAN

SHOOTS: LEFT **HEIGHT:** 6-0 **WEIGHT:** 195 **BIRTHDAY:** 5.9.1990 **BIRTHPLACE:** EDMOND, OK

ISLANDERS TRANSACTIONS:

Selected by the Islanders in the fourth round (96th overall) of the 2008 National Hockey League Draft. Agreed to a three-year, entry-level contract on March 30, 2011. Accepted a qualifying offer on July 15, 2014.

LAST SEASON:

Scored 16 points (2g/14a) in 52 games during his rookie season with the Islanders...Recorded six power-play points (1g/5a)...Also appeared in 27 games with Bridgeport (AHL), scoring 21 points (7g/14a), including four power-play goals...Broke training camp with the Islanders and recorded his first career point/assist in the season opener on Oct. 4 at New Jersey...Scored his first career goal on Oct. 8 vs. Phoenix...Returned on loan to Bridgeport on Nov. 28 after appearing in 22 games...Recalled from Bridgeport on Jan. 2 after recording 14 points in 17 AHL games...Returned to Bridgeport on Jan. 27 after 10 NHL games, but was recalled from Bridgeport the next day on Jan. 28...Recorded an assist at Yankee Stadium on Jan. 29 vs. NY Rangers...Loaned to Bridgeport on Feb. 8...Recalled from Bridgeport on Mar. 5...Recorded his first two-point game (1g/1a) on Mar. 27 at Tampa Bay.

CAREER:

2012-13: Tied for the American Hockey League lead amongst defensemen (with Oklahoma City's Justin Schultz) with 48 points (14g/34a) in 75 games during his second season with the Bridgeport Sound Tigers...Finished third on the team in scoring, four points shy of team-leader Brock Nelson...Led Bridgeport in assists and ranked third in goals...Tied for second amongst AHL defensemen in goals...Tied for first on the team with a plus-14 rating...Recorded 112 penalty minutes, fifth highest on Bridgeport...Ranked third on the team with 151 shots on goal...Represented the Sound Tigers at the 2013 AHL All-Star Classic in Providence...Began the month of February with a six-game point streak (2g/5a) from Feb. 1-17...Became the first defenseman in Sound Tigers history to record four points in one game (1g/3a) vs. Worcester on Apr. 4...Recorded three assists at Syracuse on Apr. 12...Scored his 25th career goal as a Sound Tiger on Apr. 16 vs. Portland, breaking Bruno Gervais' record for most goals by a Bridgeport defenseman...Finished the season with 98 points in 153 career games with the Sound Tigers, second most by a defenseman in team history...Ranks ninth in Sound Tigers history with 73 assists and second among defensemen. **2011-12:** Led Bridgeport defensemen in scoring and ranked third overall on the team with 45 points (10g/35a) in 72 games during his rookie AHL season...Finished fourth among AHL defensemen in scoring and earned 2011-12 AHL All-Rookie First Team Honors...Made his NHL debut with the Islanders on Apr. 3 at New Jersey and played in the final three games of the season...Led the Sound Tigers in games played with 72, missing only four games (one due to suspension, three due to NHL recall)...Posted two goals and 10 assists in 11 January games.

INTERNATIONAL:

Helped Team USA to a gold medal at the 2010 World Junior Championships (Saskatoon and Regina)...Earned all-tournament honors for the gold-medal winning U.S. Team at the 2008 World Junior A Challenge in Camrose, Alberta...Also skated with the U.S. Under-18 Select Team that finished fifth in the 2007 Ivan Hlinka Memorial Tournament in the Czech Republic.

COLLEGE/JUNIOR:

2010-11: Led University of Denver defensemen in scoring with 32 points (9g/23a), appearing in all 42 games during his sophomore season in the Western Collegiate Hockey Association...Named to the All-WCHA Second Team, the Inside College Hockey All-America Third Team and the All-U.S. College Hockey Online Third Team...Tied for fourth amongst WCHA blueliners in scoring with 21 points (4g/17a) in 28 league games...Led Denver with 64 penalty minutes and 101 blocked shots...Ranked third on the team with a plus-17 rating...Recorded seven multi-point games...Named to the Red Baron WCHA Final Five and NCAA Midwest Regional All-Tournament teams...Named to the All-WCHA Academic Team...Finished his DU career with 53 points (16g/37a) in 78 games...Signed an Amateur Tryout Contract with Bridgeport and appeared in six games, scoring five points (1g/4a)...Made his professional debut on Apr. 1 at Springfield...Recorded his first pro point/assist on Apr. 2 at Binghamton...Scored his first pro goal on Apr. 10 vs. Albany. **2009-10:** Played in 36 games as a freshman at the University of Denver, tallying 21 points (7g/14a)...Named an Inside College Hockey Freshman All-American, an All-College Hockey News Rookie Team member and an All-WCHA Rookie Team honoree...Led all WCHA rookie blueliners with seven goals...Ranked sixth in WCHA rookie scoring and tied for fifth with 15 points (4g/11a) in 26 league games...Finished second on the team with 49 blocked shots and added 131 hits...Earned Red Baron WCHA Rookie of the Week honors on Mar. 3...Tallied a career-high three points (1g/2a) at Wisconsin on Jan. 23...Recorded five multi-point games...Recorded a plus-9 rating. **2008-09:** Played in the United States Hockey League with the Cedar Rapids RoughRiders...Named to the USHL All-Star Team after scoring 51 points (19g/32a) in 57 games...Added a team-leading 10 power-play goals and 43 penalty minutes...Played in the 2009 USHL Prospects All-Star Game...Was a two-time USHL Defensive Player of the Week honoree. **2007-08:** Led Cedar Rapids defensemen in goals (12) and points (30)...Posted a team-high plus-19 rating...His nine power-play goals ranked second on the team...Earned All-USHL Rookie Team honors...Was a two-time USHL Defensive Player of the Week honoree...Tallied points in eight straight games from Jan. 13 - Feb. 1 (6g/3a).

MILESTONES:

1st NHL Game: 4/3/12 at NJD
1st NHL Goal: 10/8/13 vs. PHX
1st NHL Assist/Point: 10/4/13 at NJ

SINGLE GAME HIGHS:

Goals: 1 (twice) Last: 3/27/14 at TBL
Assists: 1 (14 times) Last: 4/11/14 at NJ
Points: 2 3/27/14 at TBL
PIM: 6 3/23/14 vs. CBJ
+/-: 2 3/27/14 at TBL
TOI: 24:39 4/5/14 vs. WSH

DONOVAN VERSUS NHL:

TEAM	GP	G	A	PTS	PIM
ANA	0	0	0	0	0
ARI	1	1	0	1	2
BOS	1	0	0	0	0
BUF	1	0	0	0	0
CGY	2	0	1	1	4
CAR	1	0	0	0	0
CHI	1	0	0	0	2
COL	1	0	0	0	0
CBJ	5	0	1	1	6
DAL	2	0	0	0	0
DET	1	0	0	0	2
EDM	2	0	0	0	0
FLA	2	0	0	0	0
LAK	1	0	0	0	0
MIN	0	0	0	0	0
MTL	2	0	1	1	0
NSH	1	0	0	0	0
NJD	4	0	2	2	0
NYI	-	-	-	-	-
NYR	4	0	1	1	0
OTT	3	0	2	2	2
PHI	4	0	1	1	2
PIT	3	0	1	1	0
SJS	1	0	1	1	2
STL	1	0	0	0	0
TBL	2	1	1	2	0
TOR	1	0	0	0	0
VAN	2	0	1	1	2
WSH	3	0	1	1	2
WPG	2	0	0	0	0

46 | MATT DONOVAN | DEFENSEMAN

CAREER STATISTICS:

	REGULAR SEASON											PLAYOFFS						
SEASON	CLUB	LEA	GP	G	A	PTS	PIM	PP	SH	GW	+/-	GP	G	A	PTS	PIM	+/-	
2007-08	Cedar Rapids	USHL	59	12	19	31	41	9	0	0	+19	3	0	1	1	4	-	
2008-09	Cedar Rapids	USHL	57	19	32	51	43	10	0	3	+5	5	0	4	4	2	-	
2009-10	U. of Denver	WCHA	36	7	14	21	50	2	0	0	-	-	-	-	-	-	-	
	United States	WJC	7	3	2	5	4	2	0	1	+6	-	-	-	-	-	-	
2010-11	U. of Denver	WCHA	42	9	23	32	64	2	1	0	-	-	-	-	-	-	-	
2010-11	Bridgeport	AHL	6	1	4	5	10	0	0	1	+1	-	-	-	-	-	-	
2011-12	NY ISLANDERS	NHL	3	0	0	0	0	0	0	0	-3	-	-	-	-	-	-	
	Bridgeport	AHL	72	10	35	45	63	2	0	1	+11	3	0	1	1	6	+1	
2012-13	Bridgeport	AHL	75	14	34	48	112	4	0	0	2	+14	-	-	-	-	-	
2013-14	NY ISLANDERS	NHL	52	2	14	16	26	1	0	0	-9	-	-	-	-	-	-	
	Bridgeport	AHL	27	7	14	21	25	4	0	1	+11	-	-	-	-	-	-	
	NY ISLANDERS TOTALS		55	2	14	16	26	1	0	0	-12	-	-	-	-	-	-	
	NHL TOTALS		55	2	14	16	26	1	0	0	-12	-	-	-	-	-	-	

MANAGEMENT

46 MATT DONOVAN

IN THE SYSTEM

2012 NHL ENTRY DRAFT

SOUND TIGERS

YEAR IN REVIEW



40 | MICHAEL GRABNER | LEFT WING

SHOOTS: LEFT **HEIGHT:** 6-0 **WEIGHT:** 186 **BIRTHDAY:** 10.5.1987 **BIRTHPLACE:** VILLACH, AUSTRIA

ISLANDERS TRANSACTIONS:

Claimed by the Islanders off waivers from the Florida Panthers on October 3, 2010. Agreed to a five-year contract extension on May 13, 2011.

CAREER TRANSACTIONS:

Drafted by the Vancouver Canucks in the first round (14th overall) of the 2006 National Hockey League Draft. Traded with Steve Bernier and a first-round pick in the 2010 Draft (Quinton Howden) to Florida in exchange for Keith Ballard and Victor Oreskovich on June 25, 2010.

LAST SEASON:

Scored 26 points (12g/14a) in 64 games during his fourth season with the Islanders...Led the team with two overtime goals, which tied for fourth in the NHL...Co-led the club with three short-handed goals, which tied for fifth in the league...Earned four Star of the Game honors, including three First Star selections...Had eight multi-point games, including two three-point efforts in the first three games of the season...Matched his single-game career high with three points (2g/1a) in the season opener on Oct. 4 at New Jersey...Recorded his first-career three-assist game (3a) on Oct. 8 vs. Phoenix...Received a two-game suspension on Oct. 21 for contact to the head (Nathan Gerbe) on Oct. 19 vs. Carolina...Missed a game due to illness on Dec. 29 at Minnesota...Suffered a concussion on Mar. 10 at Vancouver and missed nine games...Returned to action Apr. 5 vs. Washington, but suffered an upper-body injury and missed the final five games of the season.

CAREER:

2012-13: Scored 21 points (16g/5a) in 45 games during his third season with the Islanders...Finished second on the team in goals...Was one of six Islanders to finish with a "plus" rating (+4)...Had two multi-point games, including a three-point effort (2g/1a) in which he notched his 100th career point (goal) on Jan. 24 at Toronto...Opened the season with points in three-straight games (3g/2a)...Had a three-game goal-scoring streak from Mar. 3-7 (3g)...Appeared in his 200th NHL game on Mar. 10 at Pittsburgh and suffered a shoulder injury (placed on IR on Mar. 13, retroactive to Mar. 10)...Removed from injured reserve on Mar. 21 after missing three games and returned to the lineup that night vs. Montreal...During the NHL lockout, appeared in 17 games with Villacher SV in Austria, scoring 19 points (10g/9a). **2011-12:** Scored 32 points (20g/12a) in 78 games during his second full NHL season with the Islanders and his fifth professional campaign...Finished fourth on the team in goals and seventh in points...Established career highs in games played and penalty minutes...Tied his career best with three game-winning goals, which ranked third on the team...Led the league with three penalty shots taken and tied for fifth in the league with 94 takeaways...Played in his 100th NHL game on Oct. 15 vs. NY Rangers...Recorded a three-point period (1g/2a) on Nov. 23 vs. Philadelphia...Suffered a groin strain on Dec. 3 at Dallas and missed one game...Missed two games due to illness on Mar. 3 at Boston and Mar. 4 vs. New Jersey...Scored his 20th goal in the final game of the season on Apr. 7 at Columbus. **2010-11:** Led the Islanders and all NHL rookies with 34 goals in his first full NHL season...Tied for the team lead with a plus-13 rating and ranked fourth on the Islanders with 52 points in 76 games...Tied for eighth in the NHL in goals and even-strength goals (26), and finished one shy of teammate Frans Nielsen for the league lead in both short-handed goals (6) and short-handed points (7)...Tied for 12th in the league with 69 takeaways...Scored 40 of his 52 points in the second half of the season...Was named one of three finalists for the Calder Memorial Trophy, awarded to the league's top rookie (J. Skinner, L. Couture)...Had 13 multi-point games, including a pair of three-point games (Feb. 11 and Feb. 13)...Made his Islanders debut on Oct. 11 vs. NY Rangers...Scored his first point/assist as an Islander on Oct. 13 at Washington...Scored his first goal of the season on Oct. 16 vs. Colorado...Missed three games due to a groin injury from Oct. 27-30...Had a three-game point streak from Nov. 21-26 (2g/2a)...Had a two-goal game on Jan. 22 at Buffalo to extend his goal streak to four games and his point streak to five...Represented the Islanders at NHL All-Star Weekend and helped earn a victory for Team Staal, winning the Bridgestone Fastest Skater competition with the two fastest times of 14.061 in his first heat and 14.238 in the finals...Was named the NHL's Third Star of the Week on Feb. 1...Had a six-game point streak from Feb. 5-15 (9g/2a) and was named the NHL's First Star of the Week on Feb. 14...Scored a hat trick, including the OT winner, on Feb. 13 at Buffalo...Scored his 30th goal on Mar. 19 at Florida. **2009-10:** Made his NHL debut with Vancouver, playing in 20 games and posting 11 points (5g/6a)...Also scored 26 points (15g/11a) in 38 American Hockey League games with the Manitoba Moose...Recalled from Manitoba on Oct. 14 and recorded an assist for his first NHL point in his NHL debut on Oct. 16 at Calgary...Scored his first NHL goal in his fourth game on Oct. 21 at Chicago...Missed 21 games due to an ankle injury suffered on Nov. 1...Assigned to Manitoba on a conditioning assignment on Dec. 19...Recorded a season-high, five-game goal streak with Manitoba from Feb. 12-19...Recalled from Manitoba on Mar. 17...Scored his first-career hat trick and was named the game's First Star on Apr. 2 at Anaheim. **2008-09:** Recorded career highs in goals (30) and points (48) in his second AHL season with Manitoba...Co-led the team in goals, ranked second with a plus-22 rating and finished third in points...Missed nine games with a concussion in December...Scored his first-career hat trick on Jan. 9 at Iowa...Missed six games to play for Austria in the Olympic Qualifying Tournament on Jan. 28...Was recalled by Vancouver and returned on Feb. 26...Notched seven goals and 10 assists during the Calder Cup Playoffs, helping his team advance to the Calder Cup Finals. **2007-08:** Completed his first professional season with Manitoba (AHL), collecting 44 points (22g/22a) in 74 games...Tied for first on the team in goals and finished fourth in points...Led the Moose with three playoff goals in six Calder Cup Playoff games.

NHL PLAYOFFS:

2013: Recorded four points (1g/3a) in six games during the Islanders' Eastern Conference Quarterfinals against Pittsburgh. **2010:** Made his Stanley Cup Playoffs debut with Vancouver, appearing in nine games...Scored one goal as Vancouver went 6-4 overall in the playoffs, beating the Los Angeles Kings 4-2 in the first round before falling to the Chicago Blackhawks in six games in the Western Conference Semifinals.

MILESTONES:

1st NHL Game:	10/16/09 at CGY
1st NHL Assist/Point:	10/16/09 at CGY
1st NHL Goal:	10/21/09 at CHI (Niemi)
100th NHL Game:	10/15/11 vs. NYR
100th NHL Point:	1/24/13 at TOR
200th NHL Game:	3/10/13 at PIT

SINGLE GAME HIGHS:

Goals:	3 (twice)	Last: 2/13/11 at BUF
Assists:	3	10/8/13 vs. PHX
Points:	3 (seven times)	Last: 10/8/13 vs. PHX
PIM:	4 (four times)	Last: 1/27/14 vs. BOS
+/-:	+3 (four times)	Last: 1/27/14 vs. BOS
TOI:	21:44	11/23/11 vs. PHI

CAREER HAT TRICKS:

3g/0a	4/2/10 at ANA
3g/0a	2/13/11 at BUF

GRABNER VERSUS NHL:

TEAM	GP	G	A	PTS	PIM
ANA	6	3	1	4	0
BOS	10	4	1	5	0
BUF	11	9	2	11	0
CGY	3	1	1	2	2
CAR	11	3	3	6	0
CHI	4	2	0	2	0
COL	4	2	0	2	0
CBJ	2	2	2	4	0
DAL	2	1	0	1	0
DET	4	1	0	1	0
EDM	5	1	2	3	6
FLA	10	3	1	4	0
LAK	5	1	2	3	0
MIN	5	0	1	1	2
MTL	9	4	1	5	4
NSH	2	0	0	0	0
NJD	14	3	2	5	8
NYI	0	0	0	0	0
NYR	15	2	0	2	6
OTT	10	3	3	6	0
PHI	15	5	3	8	4
PHX	3	1	1	2	2
PIT	17	5	3	8	0
SJS	5	1	0	1	0
STL	2	1	2	3	0
TBL	9	6	1	7	0
TOR	12	4	4	8	4
VAN	2	0	1	1	0
WSH	11	2	2	4	0
WPG	11	5	2	7	4

40 | MICHAEL GRABNER | LEFT WING

INTERNATIONAL:

Represented Austria at the 2014 Winter Olympic Games in Sochi. Tied for the tournament lead in goals (5), and tied for sixth in points (6) in four games...Won a silver medal at the 2012 World Championship (Division I, Group A) in Slovenia, helping Austria earn a promotion to the top division for the 2013 World Championship...Also represented Austria at the 2005 World Junior Championship (B Division), and the 2004 and 2005 Under-18 World Junior Championships (B Division).

JUNIOR:

2006-07: Played 55 games in his third Western Hockey League season with the Spokane Chiefs, leading the team in goals (39) and finishing third in points (55)...Made his professional debut with Manitoba on Apr. 4...Recorded his first goal, assist and multi-point game vs. Toronto on Apr. 14...Appeared in six playoff games. **2005-06:** Scored 50 points (36g/14a) in 67 games with Spokane... Scored 22 goals in the final 23 games of the season...Led Spokane in goals and finished second in points. **2004-05:** Played in 58 games as a rookie with Spokane, netting 24 points (13g/11a). **2003-04:** Played in 14 games with VSV EC in Austria, scoring one goal and one assist...Appeared in four playoff games, netting one goal.

CAREER STATISTICS:

REGULAR SEASON												PLAYOFFS						
SEASON	CLUB	LEA	GP	G	A	PTS	PIM	PP	SH	GW	+/-	GP	G	A	PTS	PIM	+/-	
2003-04	Villacher	Austria	14	1	1	2	0	-	-	-	E	4	1	0	1	0	+2	
	Austria	WJ18-B	5	3	1	4	4	-	-	-	-	-	-	-	-	-	-	
2004-05	Spokane	WHL	58	13	11	24	18	5	3	0	-2	-	-	-	-	-	-	
2005-06	Spokane	WHL	67	36	14	50	28	5	3	0	-2	-	-	-	-	-	-	
	Austria	WJC18	4	4	1	5	29	1	0	1	E	-	-	-	-	-	-	
	Austria	WJC	4	1	2	3	2	0	0	1	+2	-	-	-	-	-	-	
	Spokane	WHL	55	39	16	55	34	12	4	4	+3	6	0	1	1	2	-1	
2006-07	Manitoba	AHL	2	1	1	2	0	0	0	0	+2	6	0	0	0	0	E	
	Manitoba	AHL	74	22	22	44	8	5	0	0	+5	6	3	0	3	2	-1	
2008-09	Manitoba	AHL	66	30	18	48	20	4	0	0	+22	20	10	7	17	2	+11	
2009-10	VANCOUVER	NHL	20	5	6	11	8	2	0	1	+2	9	1	0	1	0	+2	
	Manitoba	AHL	38	15	11	26	6	3	0	0	-2	-	-	-	-	-	-	
2010-11	NY ISLANDERS	NHL	76	34	18	52	10	2	6	3	+13	-	-	-	-	-	-	
2011-12	NY ISLANDERS	NHL	78	20	12	32	12	1	1	3	-18	-	-	-	-	-	-	
	Austria	WC	5	0	4	4	0	0	0	0	+2	-	-	-	-	-	-	
	Villacher	Austria	17	10	9	19	2	-	-	-	-	-	-	-	-	-	-	
	NY ISLANDERS	NHL	45	16	5	21	12	2	1	3	+4	6	1	3	4	0	+2	
2013-14	NY ISLANDERS	NHL	64	12	14	26	12	0	3	2	-10	-	-	-	-	-	-	
	Austria	Olympics	4	5	1	6	0	-	-	-	E	-	-	-	-	-	-	
NY ISLANDERS TOTALS			263	82	49	131	46	5	11	11	-11	6	1	3	4	0	+2	
NHL TOTALS			283	87	55	142	54	7	11	12	-9	15	2	3	5	0	+4	

MANAGEMENT

40 MICHAEL GRABNER

IN THE SYSTEM

2012 NHL ENTRY DRAFT

SOUND TIGERS

YEAR IN REVIEW



84 | MIKHAIL GRABOVSKI | CENTER

SHOOTS: LEFT **HEIGHT:** 5-11 **WEIGHT:** 183 **BIRTHDAY:** 1.31.1984 **BIRTHPLACE:** POTSDAM, GERMANY

ISLANDERS TRANSACTIONS:

Signed by the Islanders as a free agent to a four-year deal on July 2, 2014.

CAREER TRANSACTIONS:

Selected by the Montreal Canadiens in the fifth round (150th overall) of the 2004 National Hockey League Draft. Traded to the Toronto Maple Leafs in exchange for a second-round pick in the 2010 Draft and the rights to Greg Pateryn on July 3, 2008. Agreed to a three-year deal with Toronto on September 16, 2009. Agreed to a five-year extension with Toronto on June 3, 2012. Signed by CSK Moscow during the NHL work stoppage on September 25, 2012. Placed on unconditional waivers for the purpose of a compliance buyout on July 4, 2013. Agreed to a one-year deal with the Washington Capitals on August 23, 2013.

LAST SEASON:

Scored 35 points (13g/22a) in 58 games during his first season with the Washington Capitals and eighth North American campaign... Finished third on the team with a plus-6 rating... Missed 22 games due to injury (Jan. 25 - Feb. 8, Mar. 1-29)... Tied for third on the team in points per game (0.60)... Recorded his first career hat trick (3g/1a) in his Capitals debut on Oct. 1 at Chicago... Had a three-assist game on Nov. 1 at Philadelphia... Scored his 100th NHL goal on Nov. 12 vs. Columbus... Scored on a penalty shot on Dec. 8 at NY Rangers... Missed two games due to illness on Nov. 15 and 17.

CAREER:

2012-13: Scored 16 points (9g/7a) in 48 games during his fifth season in Toronto... Had goals in three-straight games (3g/2a) from Jan. 23-26... Scored the game-winner and was named First Star on Feb. 25 at Philadelphia... Collected a point in three consecutive games (2g/1a) from Mar. 21-25... Played 29 games for CSKA Moscow (KHL) during the NHL work stoppage, collecting 24 points (12g/12a)... Was selected to play in the KHL All-Star Game (did not play). **2011-12:** Played 74 games with Toronto, collecting 51 points (23g/28a) with 51 penalty minutes... Finished third on Maple Leafs in goals and points... Scored five power-play goals and two game winners... Had a four-game point streak (2g/4a) from Oct. 29 - Nov. 3... Missed a game on Dec. 5 at NY Rangers due to the birth of his son Jaeger... Scored a goal and collected his 100th NHL assist on Jan. 13 at Buffalo... Tied a career high with four points (1g/3a) on Jan. 24 at NY Islanders... Named the NHL's First Star of the Week on Jan. 30 with five points (1g/4a) in two games... Registered a career-high (tie) six-game point streak (3g/9a) from Jan. 23 - Feb. 6... Played his 300th career NHL game on Feb. 23 vs. San Jose... Had a five-game point streak (3g/4a) from Feb. 29 - Mar. 7... Collected his 200th career NHL point with a goal on Mar. 29 vs. Philadelphia. **2010-11:** Established career highs for games played (81), goals (29), assists (29), points (58), powerplay goals (10), game-winning goals (4), shots (239) and plus-minus (+14) during his third season with Toronto... Led his team in plus-minus, tied for first in overtime goals (1), second in power-play goals and shots, third in goals and points and tied for third in game-winning goals... Scored his 100th career NHL point on Nov. 6 vs. Buffalo... Registered a career-high (tie) six-game point streak (5g/2a) from Dec. 14-28... Missed a game on Dec. 30 vs. Columbus due to birth of daughter Leeliah... Played in his 200th career NHL game on Jan. 1 at Ottawa... Collected a season-high 3 points (2g/1a) on Jan. 7 at Atlanta. **2009-10:** Played 59 games with Toronto, collecting 35 points (10g/25a) with 10 penalty minutes during his second season with the club... Tied for first on team in short-handed goals (1), tied for second in game-winning goals (3) and ranked third in plus-minus (+3)... Collected a career-high (tie) three assists on Oct. 31 at Montreal... Registered a career-high (tie) six-game point streak (3g/4a) from Dec. 3-12. **2008-09:** Scored 48 points (20g/28a) with 92 penalty minutes in 78 games during his first season in Toronto... Ranked third among NHL rookies in assists and points... Led the team in shooting percentage (16.1%), tied for second in penalty minutes with a career high and finished second on the club in power-play goals (6)... Registered a season-high, four-game goal streak (6g/2a) from Nov. 2-8 amid a season-high, six-game point streak (7g/3a) from Nov. 2-13... Collected a career-high (tie) four points (1g/3a) on Mar. 21 at Montreal... Played in his 100th career NHL game on Apr. 1 vs. Philadelphia. **2007-08:** Played 24 games during his second season with Montreal, scoring nine points (3g/6a) with eight penalty minutes... Scored his first NHL point/assist on Oct. 20 vs. Buffalo... Scored his first NHL goal on Oct. 22 vs. Boston (Manny Fernandez)... Played 12 games for the Hamilton Bulldogs of the American Hockey League, collecting 20 points (8g/12a)... Earned first-star honors in five consecutive games with Hamilton, collecting 16 points (6g/10a), including three game-winning goals from Feb. 15-20... Named AHL Player of the Week for period ending Feb. 17. **2006-07:** Played in his first three NHL games during his first season in North America with Montreal... Made his NHL debut on Jan. 6 vs. NY Rangers... Played 66 games for Hamilton (AHL), collecting 54 points (17g/37a) with 34 penalty minutes... Won the Calder Cup with Hamilton, scoring 11 points (4g/7a) in 20 AHL playoff games. **2005-06:** Ranked third on Moscow Dynamo in goals (10), assists (17) and points (27). **2004-05:** Ranked first on Nizhnekamsk of the Russian Hockey League in goals (16), assists (20) and points (36) in 60 games played.

NHL PLAYOFFS:

2012-13: Made his Stanley Cup Playoffs debut, recording two assists in seven games as Toronto fell to Boston in round one.

INTERNATIONAL:

Named to Belarus for 2010 Olympic Winter Games, but did not participate due to injury... Represented Belarus at nine World Championships (2014 - Minsk; 2012 - Helsinki/Stockholm; 2010 - Germany; 2009 - Switzerland; 2008 - Quebec City/Halifax; 2006 - Latvia; 2005 - Vienna; 2004 - Norway (D1); two World Junior Championships (2004 - France; 2003 - Halifax/Sydney; 2002 - Czech Republic) and one World Under-18 Junior Championship (2002 - Slovakia)... Served as team captain in 2011 and alternate captain in 2012 and 2014... Named a Top Three player on the team in 2009, 2011 and 2014... Was the 2009 and 2011 Belarus Player of the Year.

MILESTONES:

1st NHL Game:	1/6/07 vs. NYR
1st NHL Assist/Point:	10/20/07 vs. BUF
1st NHL Goal:	10/22/07 vs. BOS (Fernandez)
100th NHL Game:	4/1/09 vs. PHI
100th NHL Point:	11/6/10 vs. BUF
200th NHL Game:	1/1/11 at OTT
100th NHL Assist:	1/13/12 at BUF
300th NHL Game:	2/23/12 vs. SJS
200th NHL Point:	3/29/12 vs. PHI
100th NHL Goal:	11/12/13 vs. CBJ
400th NHL Game:	12/20/13 at CAR

SINGLE GAME HIGHS:

Goals:	3	10/1/13 at CHI
Assists:	3 (four times)	Last: 11/1/13 at PHI
Points:	4 (three times)	Last: 10/1/13 at CHI
PIM:	32	1/8/09 at MTL
+/-:	+3 (three times)	11/1/13 at PHI
TOI:	25:09	2/19/11 vs. OTT

CAREER HAT TRICKS:

3g/1a	10/1/13 at CHI
-------	----------------

GRABOVSKI VERSUS NHL:

TEAM	GP	G	A	PTS	PIM
ANA	6	4	1	5	0
ARI	5	0	0	0	4
BOS	31	14	5	19	12
BUF	30	8	11	19	6
CGY	10	4	4	8	6
CAR	22	6	4	10	12
CHI	6	3	3	6	0
COL	6	1	3	4	0
CBJ	6	1	4	5	0
DAL	5	1	3	4	2
DET	5	0	1	1	4
EDM	10	3	4	7	0
FLA	21	6	4	10	8
LAK	3	1	2	3	2
MIN	6	2	1	3	4
MTL	31	6	15	21	70
NSH	4	1	3	4	0
NJD	21	4	6	10	6
NYI	23	3	13	16	18
NYR	23	2	6	8	12
OTT	34	5	8	13	61
PHI	16	5	5	10	14
PIT	20	6	10	16	2
SJS	5	0	4	4	2
STL	6	4	1	5	0
TBL	19	3	7	10	10
TOR	4	0	1	1	4
VAN	8	3	1	4	2
WSH	17	3	8	11	4
WPG	22	8	7	15	6

84 | MIKHAIL GRABOVSKI | CENTER

CAREER STATISTICS:

	REGULAR SEASON										PLAYOFFS						
SEASON	CLUB	LEA	GP	G	A	PTS	PIM	PP	SH	GW	+/-	GP	G	A	PTS	PIM	+/-
2000-01	Minsk	Belarus	6	1	3	4	0	-	-	-	-	-	-	-	-	-	-
2001-02	Minsk	Belarus	26	10	7	17	16	-	-	-	-	-	-	-	-	-	-
	Belarus	WJC-18	8	2	1	3	2	0	0	2	-2	-	-	-	-	-	-
	Belarus	WJC	6	0	1	1	2	0	0	0	-2	-	-	-	-	-	-
2002-03	Belarus	WJC	6	2	0	2	2	-	-	-	-2	-	-	-	-	-	-
2003-04	Nizhnekamsk	Russia	45	6	11	17	26	-	-	-	-	5	0	0	0	4	-3
	Belarus	WJC-D1	5	4	5	9	0	1	0	0	+7	-	-	-	-	-	-
	Belarus	WC-D1	5	2	1	3	8	0	0	0	+6	-	-	-	-	-	-
2004-05	Nizhnekamsk	Russia	60	16	20	36	32	-	-	-	+9	3	2	0	2	2	+1
	HC Minsk	Belarus	-	-	-	-	-	-	-	-	-	5	2	4	6	6	E
	Belarus	WC	6	4	1	5	2	3	0	1	-1	-	-	-	-	-	-
2005-06	Moscow	Russia	48	10	17	27	28	-	-	-	-	4	0	0	0	4	+2
	HC Minsk	Belarus	8	6	8	14	10	-	-	-	-	-	-	-	-	-	-
	Belarus	WC	7	5	4	9	2	3	0	0	+2	-	-	-	-	-	-
2006-07	MONTREAL	NHL	3	0	0	0	0	0	0	0	-2	-	-	-	-	-	-
	Hamilton	AHL	66	17	37	54	34	5	0	3	+7	20	4	7	11	21	+3
2007-08	MONTREAL	NHL	24	3	6	9	8	0	0	1	-4	-	-	-	-	-	-
	Hamilton	AHL	12	8	12	20	6	4	0	-	+2	-	-	-	-	-	-
	Belarus	WC	5	0	3	3	0	0	0	0	+4	-	-	-	-	-	-
2008-09	TORONTO	NHL	78	20	28	48	92	6	0	2	-8	-	-	-	-	-	-
2009-10	TORONTO	NHL	59	10	25	35	10	2	1	3	+3	-	-	-	-	-	-
	Belarus	WC	6	0	3	3	6	0	0	0	-2	-	-	-	-	-	-
2010-11	TORONTO	NHL	81	29	29	58	60	10	0	4	+14	-	-	-	-	-	-
	Belarus	WC	6	2	2	4	2	1	0	0	E	-	-	-	-	-	-
2011-12	TORONTO	NHL	74	23	28	51	51	5	0	2	E	-	-	-	-	-	-
	Belarus	WC	7	1	3	4	4	0	0	0	-2	-	-	-	-	-	-
2012-13	Moscow	KHL	29	12	12	24	10	-	-	-	+8	-	-	-	-	-	-
	TORONTO	NHL	48	9	7	16	24	0	0	1	-10	7	0	2	2	2	-10
2013-14	WASHINGTON	NHL	58	13	22	35	26	3	0	1	+6	-	-	-	-	-	-
	NHL TOTALS		425	107	145	252	271	26	1	14	-1	7	0	2	2	2	-10

MANAGEMENT


84 MIKHAIL GRABOVSKI

IN THE SYSTEM

2012 NHL ENTRY DRAFT

SOUND TIGERS

YEAR IN REVIEW



41 | JAROSLAV HALAK | GOALTENDER

CATCHES: LEFT **HEIGHT:** 5-10 **WEIGHT:** 186 **BIRTHDAY:** 5.13.1985 **BIRTHPLACE:** BRATISLAVA, SLOVAKIA

ISLANDERS TRANSACTIONS:

Acquired from the Washington Capitals in exchange for a fourth-round pick in the 2014 National Hockey League Draft on May 1, 2014. Agreed to a four-year deal on May 22, 2014.

CAREER TRANSACTIONS:

Selected by the Montreal Canadiens in the ninth round (271st overall) of the 2003 National Hockey League Draft. Traded to the St. Louis Blues in exchange for Lars Eller and Ian Schultz on June 17, 2010. Traded to the Buffalo Sabres with Chris Stewart, William Carrier and a first-round pick in the 2015 Draft in exchange for Ryan Miller and Steve Ott on February 28, 2014. Traded to the Washington Capitals with a third-round pick in the 2015 Draft in exchange for Michal Neuvirth and Rostislav Klesla on March 5, 2014.

LAST SEASON:

Played 40 games with the St. Louis Blues and 12 with the Washington Capitals during his eighth NHL season...Compiled a 29-13-7 record with a 2.25 goals-against average (GAA) and a .921 save percentage (SV%) in 52 games...Posted five shutouts...Finished eighth in the league in GAA...Appeared in 40-of-57 games with St. Louis, going 24-9-4 with a 2.23 GAA and .917 SV%, before being traded to the Buffalo Sabres...Posted a four-game winning streak to open the season from Oct. 3-12 and again from Nov. 19-27...Dressed for one game (did not play) with Buffalo before being traded to Washington, where he posted a 5-4-3 record with a 2.31 GAA and .930 SV%...Had a six-game point streak (3-0-3) from Mar. 14-25.

CAREER:

2012-13: Posted a 6-5-1 record, including a 0.899 SV% and 2.14 GAA during his third season in St. Louis...Missed 19 total games during the work-stoppage-shortened season due to a lower-body injury...Tied Glenn Hall for the franchise lead in shutouts with the 16th of his Blues career on Mar. 23 at Edmonton...Etched a season-high, four-game win streak from Jan. 19-26. **2011-12:** Won the NHL's Jennings Trophy (along with teammate Brian Elliott), awarded to the goaltender(s) on the NHL team with the fewest goals against...Posted career bests in GAA (1.97) and SV% (.926) during his fifth NHL season and second with St. Louis...Finished fifth in the NHL in GAA, seventh in SV% and tied for fifth in shutouts (6)...Set career lows for losses (12) and goals allowed (90)...Set a new career high with an eight-game win streak from Feb. 23 - Mar. 11, including a six-game road winning streak...Along with Brian Elliott, tied a modern-day NHL record for a goaltending tandem with 15 combined shutouts, surpassing the club mark of 13 set in 1968-69 by Jacques Plante and Glenn Hall. Halak and Elliott became the first tandem in NHL history to each record at least six shutouts in a season and the first in club history to each record 20 wins in a season...Played in his 200th NHL game on Mar. 17 at Tampa Bay. **2010-11:** Posted a 27-21-7 record with St. Louis, establishing career highs in games played (57), wins and shutouts (7)...Accrued a .910 SV% and a 2.48 GAA...His seven shutouts ranked fourth among NHL goaltenders...Had three shutouts in his first nine games...Recorded three shutouts against Nashville, becoming the first Blues goaltender since Jacques Plante (1969-70 vs. Philadelphia) to shutout the same opponent three times in a single season...Allowed two or fewer goals in 30 games...Recorded a 17-10-5 record in 32 home games including a .923 SV% and a 2.11 GAA...Started the season with a 6-1-1 record, .932 save percentage and a 1.71 GAA in October, his best career month of play...Was named the NHL's Second Star of the Week for the week ending Oct. 24...Finished the year with a 3-1-0 record in April, including a .950 save percentage and a 1.25 goals against average...Recorded seven multi-game win streaks, including tying a career-best, six-game win streak from Oct. 22 - Nov. 6. **2009-10:** Tied for fourth in the NHL in SV% (.924), finished ninth in GAA (2.40) and tied for seventh in shutouts (5) during his fourth and final season with the Montreal Canadiens...Posted a 26-13-5 record...Won the 2009-10 "Molson Cup" as team MVP...Set two new personal highs, making 47 saves and facing 50 shots on Dec. 21 at Atlanta...Named the NHL's First Star for the week ending on Dec. 27 (3-0-0, 1.97 GAA, .959 SV%)...Set a new personal high with a 157-45 shutout streak from Jan. 22-26...Won six consecutive games from Mar. 6-16, setting a personal best...Named the NHL's First Star for the week ending on Apr. 4 (2-0-0, 0.00 GAA, 1.000 SV%). **2008-09:** Posted an 18-14-1 record with a 2.86 GAA and .915 SV% in 34 games during his first full NHL season with Montreal (backing up Carey Price)...Earned four wins in as many home games in January...Named the Molson Cup Player of the Month for February, posting five wins, one shutout, a 2.90 GAA and a .931 SV%. **2007-08:** Opened the season with the Hamilton Bulldogs of the American Hockey League, posting a 15-10-2 record with two shutouts, a 2.10 GAA and a .929 SV%...Also played six NHL games with Montreal, going 2-1-1 with a 2.11 GAA and .934 SV%...Named the AHL Player of the Week for the period ending on Jan. 6, posting a 3-1-0 record with one shutout, a 1.01 GAA and a .966 SV%...Posted a 6-3-0 record with a 1.74 goals against average and a .943 save percentage with the Bulldogs in February...Became the first Canadiens rookie netminder to win his first eight career home games. **2006-07:** Opened the season with the Hamilton Bulldogs and led the AHL in GAA (2.00), ranked second in SV% (.932%) and third in shutouts (6) in 28 games...Named to the AHL All-Rookie Team...Recalled by the Canadiens on Feb. 15 and won his first three games in the NHL, including his first start on Feb. 18 at Columbus...Had a perfect record at the Bell Centre (7-0-0 - 1.84 - .935 - 2 SO) and became the first goaltender since Bob Froese (Philadelphia - 1982-83) to win his first seven decisions at home...Won the March/April segment of the Molson Cup (14 points)...Named the NHL's Third Star of the Week for the period starting on Mar. 19 and ending on Mar. 25 (3-0-0, 1.33 GAA, .957 SV%, 1 SO)...Won six games in March. **2005-06:** Split his first professional season between the ECHL and AHL...Led the ECHL with a .932 SV% and ranked second with a 2.05 GAA with the Long Beach Ice Dogs...Made 38 saves in his first career AHL start with Hamilton on Feb. 25 against the Binghamton Senators...Stopped all 21 shots he faced to earn his first AHL shutout in only his second game on Feb. 28 against the San Antonio Rampage (1-0)...Finished the AHL season with a 7-6-0 record, a 2.29 GAA and .927 SV% in 13 AHL games.

NHL PLAYOFF:

2012: Appeared in two games with St. Louis, going 1-1-0 with a 1.73 GAA and a .935 SV% in an opening-round series against the San Jose Sharks...Suffered an injury in Game Two and missed the rest of the series and the next round. **2010:** Appeared in a career-high 18 games with Montreal, going 9-9-0 with a 2.55 GAA and a .923 SV%, eliminating both the Washington Capitals and Pittsburgh Penguins before losing to the Philadelphia Flyers in five games in the Eastern Conference Final. **2009:** Appeared in one game with Montreal, stopping five-of-five shots as the Canadiens were swept by the Boston Bruins in the first round. **2008:** Made his Stanley Cup Playoffs debut, appearing in two games with Montreal and finishing 0-1-0 with a 2.34 GAA and .889 SV% as Montreal lost to Boston in five games in the second round.

MILESTONES:

1st NHL Game:	2/18/07 at CBJ
1st NHL Win:	2/18/07 at CBJ
1st NHL Shutout:	3/20/07 vs. BOS
1st NHL Point/Assist:	4/3/07 at MTL
100th NHL Game:	4/8/10 at CAR
100th NHL Win:	2/25/12 at WPG
200th NHL Game:	3/17/12 at TBL

CAREER HIGHS:

Saves, Game	47 (twice)
	Last: 12/26/09 at TOR
Shots, Game	50 12/21/09 at ATL
Win Streak	8 2/23/12-3/11/12
Unbeaten Streak	11-0-3 11/29/11-1/19/12
Consecutive Starts	9 1/2/09-1/20/09
Appearances/Season	57 2010-11
Wins/Season	29 2013-14
Shutouts/Season	6 2011-12
Minutes/Season	3,294 2010-11

HALAK VERSUS NHL:

TEAM	GP	REC	SO	GA	GAA	SV%
ANA	11	5-5-0-0	0	26	2.83	.891
ARI	7	4-2-0-1	0	16	2.29	.919
BOS	11	8-3-0-0	2	21	1.86	.942
BUF	7	5-2-0-0	1	19	2.69	.904
CGY	10	4-5-0-1	1	24	2.40	.913
CAR	6	1-3-0-1	0	12	2.23	.930
CHI	11	6-1-0-3	2	22	2.07	.931
COL	8	4-2-0-2	0	20	2.46	.915
CBJ	13	8-4-0-1	0	33	2.65	.909
DAL	9	4-5-0-0	1	23	2.73	.896
DET	10	4-4-0-1	1	32	3.47	.886
EDM	10	7-1-0-1	3	17	1.76	.920
FLA	9	8-1-0-0	2	15	1.65	.944
LAK	14	6-6-0-2	2	32	2.37	.915
MIN	8	2-2-0-3	1	15	2.11	.921
MTL	4	4-0-0-0	1	4	0.98	.960
NSH	18	10-3-0-4	4	32	1.77	.929
NJD	10	3-4-0-1	1	23	2.57	.915
NYI	9	7-1-0-1	2	14	1.52	.950
NYR	12	7-4-0-0	1	30	2.72	.911
OTT	10	3-5-0-2	0	28	2.87	.914
PHI	6	4-2-0-0	1	13	2.28	.929
PIT	6	3-3-0-0	1	13	2.31	.913
SJS	10	4-4-0-0	2	23	2.74	.912
STL	1	0-0-0-1	0	3	2.77	.893
TBL	4	2-2-0-0	0	11	2.81	.891
TOR	13	7-2-0-3	0	36	2.79	.931
VAN	10	5-3-0-1	1	20	2.22	.931
WSH	8	4-4-0-0	0	20	2.76	.893
WPG	7	5-2-0-0	0	19	3.10	.902

41 | JAROSLAV HALAK | GOALTENDER

JUNIOR:

2004-05: Played his only season of Canadian Junior Hockey with the Lewiston Maineiacs of the Quebec Major Junior Hockey League, posting a 24-17-4 record in 47 games...Ranked sixth in the QMJHL in shutouts (4), seventh in save percentage (.913), eighth in wins and ninth in goals-against average (2.78) and shots faced (1,442).

INTERNATIONAL:

Represented Slovakia at the 2010 (Vancouver) and 2014 (Sochi) Winter Olympic Games, finishing fourth in 2010. Skated with Slovakia at three World Championships (2011 - Slovakia; 2009 - Switzerland; 2007 - Russia)...Named Slovakia's goaltender of the year in 2009...Played in the 2005 (USA) and 2004 (Finland) World Junior Championships...Represented Slovakia at the 2003 (Russia) and 2002 (Slovakia) World Under-18 Junior Hockey Championships, capturing a silver medal in 2003 and being named to the tournament All-Star Team and the top goaltender of the tournament.

CAREER STATISTICS:

SEASON	CLUB	REGULAR SEASON										PLAYOFFS					
		LEA	GP	MIN	REC	GA	SO	GAA	SOG	SV	SV%	GP	MIN	GA	SO	GAA	REC
2001-02	Slovan Harvard Bratislava Jr	Slovak-Jr	22	1,257	-	41	0	1.96	-	-	-	6	353	7	2	1.19	6-0
	Slovakia	WJC-18	7	416	-	18	1	2.59	-	-	-	-	-	-	-	-	-
2002-03	Slovan Slovnaft Bratislava Jr	Slovak-Jr	20	1,200	13-3-3	41	1	2.02	-	-	-	-	-	-	-	-	-
	Slovakia	WJC-18	7	420	-	14	0	2.00	-	-	-	-	-	-	-	-	-
2003-04	Slovan Bratislava Jr	Slovak-Jr	29	1,694	-	51	-	1.81	-	-	-	1	45	6	0	8.00	-
	HK 91 Seica	Slovak-2	21	1,240	-	54	-	2.61	-	-	-	-	-	-	-	-	-
	Slovan Bratislava	Slovakia	12	650	-	18	0	1.66	-	-	-	-	-	-	-	-	-
	Slovakia	WJC	6	360	-	14	-	2.33	-	-	-	-	-	-	-	-	-
2004-05	Lewiston	QMJHL	47	2,697	24-17-4	125	4	2.78	1,442	1,317	.906	8	460	27	0	3.52	4-4
	Slovakia	WJC	6	360	4-2-0	13	2	2.17	-	-	-	-	-	-	-	-	-
2005-06	Hamilton	AHL	13	786	7-6-0	30	3	2.29	410	380	.927	-	-	-	-	-	-
	Long Beach	ECHL	20	1,026	11-4-2	35	2	2.05	516	481	.932	4	252	13	0	3.10	2-2
2006-07	MONTREAL	NHL	16	912	10-6-0	44	2	2.89	469	425	.906	-	-	-	-	-	-
	Hamilton	AHL	28	1,618	16-11-0	54	6	2.00	796	742	.932	-	-	-	-	-	-
	Slovakia	WC	2	119	1-1-0	5	1	2.52	52	47	.904	-	-	-	-	-	-
2007-08	MONTREAL	NHL	6	285	2-1-1	10	1	2.11	151	141	.934	2	77	3	0	2.34	0-1
	Hamilton	AHL	28	1,630	15-10-2	57	2	2.10	803	746	.929	-	-	-	-	-	-
2008-09	MONTREAL	NHL	34	1,931	18-14-1	92	1	2.86	1,077	985	.915	1	20	0	0	0.00	0-0
	Slovakia	WC	4	189	1-2-0	10	0	3.17	78	68	.872	-	-	-	-	-	-
2009-10	MONTREAL	NHL	45	2,630	26-13-5	105	5	2.40	1,386	1,281	.924	18	1,013	43	0	2.55	9-9
	Slovakia	Olympics	7	423	3-4-0	17	1	2.41	173	156	.902	-	-	-	-	-	-
2010-11	ST. LOUIS	NHL	57	3,294	27-21-7	136	7	2.48	1,518	1,382	.910	-	-	-	-	-	-
	Slovakia	WC	6	354	2-4-0	15	0	2.54	165	150	.921	-	-	-	-	-	-
2011-12	ST LOUIS	NHL	46	2,747	26-12-7	90	6	1.97	1,211	1,121	.926	2	104	3	0	1.73	1-1
2012-13	ST LOUIS	NHL	16	813	6-5-1	29	3	2.14	286	257	.899	-	-	-	-	-	-
2013-14	ST LOUIS	NHL	40	2,238	24-9-4	83	4	2.23	1,002	919	.917	-	-	-	-	-	-
	Slovakia	Olympics	2	94	-	8	0	5.13	56	48	.857	-	-	-	-	-	-
	BUFFALO	NHL	-	-	-	-	-	-	-	-	-	-	-	-	-	-	-
	WASHINGTON	NHL	12	701	5-4-3	27	1	2.31	383	356	.930	-	-	-	-	-	-
	NHL TOTALS		272	15,550	144-85-29	616	30	2.38	7,483	6,867	.918	23	1,215	49	0	2.42	10-11

MANAGEMENT

41 JAROSLAV HALAK

IN THE SYSTEM

2012 NHL ENTRY DRAFT

SOUND TIGERS

YEAR IN REVIEW



3 | TRAVIS HAMONIC | DEFENSEMAN

SHOOTS: RIGHT **HEIGHT:** 6-2 **WEIGHT:** 209 **BIRTHDAY:** 8.16.1990 **BIRTHPLACE:** ST. MALO, MB

ISLANDERS TRANSACTIONS:

Selected by the Islanders in the second round (53rd overall) of the 2008 National Hockey League Draft. Agreed to a three-year, entry-level contract on May 27, 2010. Agreed to a seven-year contract on July 5, 2013.

LAST SEASON:

Scored 18 points (3g/15a) during his fourth season with the Islanders...Finished second on the team in average time on ice (25:00) and blocked shots (132), fourth in penalty minutes (68) and sixth in plus-minus rating (+2)...Finished sixth in the NHL in even-strength time on ice (20:39)...Led the Islanders in time on ice in 38 games (18-15-5)...The Islanders went 11-2-1 when he recorded a point...Recorded four multi-point games (2a)...Appeared in his 200th NHL game on Nov. 9 at Columbus...Suffered an upper-body injury on Jan. 12 at Dallas and was placed on injured reserve on Jan. 28...Removed from IR on Feb. 6 after missing 12 games...Set a franchise record for penalty minutes in a period on Mar. 1 vs. New Jersey. It was also the team's highest single-game mark of the season...Served a one-game suspension on Mar. 2 vs. Florida for instigating a fight during the final five minutes of regulation on Mar. 1 vs. New Jersey.

CAREER:

2012-13: Scored 10 points (3g/7a) in 48 games during his third NHL season with the Islanders...Was one of eight Islanders to appear in every game...Led the Islanders in shifts per game (27.2) and ranked fourth in average time on ice (22:48)...Scored the Islanders' first goal of the season on Jan. 19 vs. New Jersey...Recorded his 50th career assist on Mar. 22 vs. Pittsburgh...Scored his first career game-winning goal on Apr. 1 at New Jersey...Appeared in 21 games with the Bridgeport Sound Tigers (American Hockey League) during the NHL Lockout, recording 10 points (4g/6a) and two game-winning goals...Recorded three assists in Bridgeport's season opener at Connecticut on Oct. 12. **2011-12:** Scored 24 points (2g/22a) in 73 games during his second season with the Islanders...Led the team with a plus-6 rating...Finished second amongst team defensemen in points for the second-straight season and ranked sixth on the team in assists...Placed second on the team in shifts per game (26.1) and third in average time on ice (22:25)...Led the team in ice time in 15 games (The Islanders were 7-4-4 in those games)...Appeared in his 100th NHL game on Jan. 6 at Anaheim...Missed nine games due to injury after being struck in the face by a puck on Feb. 4 vs. Buffalo (underwent surgery to repair a broken nose)...Returned to the lineup on Feb. 24 vs. NY Rangers...Matched his career high with a three-point game (1g/2a) on Mar. 13 vs. Washington. **2010-11:** Scored 26 points (5g/21a) in 62 games as a rookie with the Islanders...Led all defensemen in goals and ranked second in assists and points...Ranked fourth on the team with 103 penalty minutes...Appeared in 19 AHL games with Bridgeport before being recalled by the Islanders for the remainder of the season...Totaled seven points (2g/5a) and 45 penalty minutes with Bridgeport...Recorded his first professional goal on the power play at Portland on Nov. 15...Had his first multi-point game at Manchester on Oct. 29, where he scored an overtime goal...Recalled from Bridgeport on emergency basis on Nov. 23. Was leading Bridgeport defensemen in scoring at time of recall...Made his NHL debut on Nov. 24 vs. Columbus...Recorded his first NHL point/assist on Dec. 2 vs. NY Rangers...Scored his first NHL goal on Feb. 1 at Atlanta (Pavelec)...Recorded his first two-assist game, including his 10th assist of the season, on Feb. 5 vs. Ottawa...Had three points (1g/2a) and a fight with a game misconduct on Feb. 11 vs. Pittsburgh.

JUNIOR:

2009-10: Split his fourth Western Hockey League season between the Moose Jaw Warriors and Brandon Wheat Kings, totaling 44 points (11g/33a) in 31 regular season games...Despite playing in fewer than half of Moose Jaw's games, finished the season as the team's second-leading scoring defenseman...Traded to Brandon prior to the WHL playoffs and finished sixth on the team in postseason scoring with 11 points (4g/7a) in 15 games. **2008-09:** Established junior career highs in goals (13) and points (40) in 57 games during his third Western Hockey League season with Moose Jaw...Led all Moose Jaw defensemen in goals, assists (27) and points, ranking fifth overall on the team...Ranked second on the team with a career-high 126 penalty minutes...Practiced with Bridgeport at the completion of the season. **2007-08:** Scored 22 points (5g/17a) with a plus-5 rating and 101 penalty minutes in 61 games during his second WHL season with Moose Jaw...Notched one assist in six postseason games during his first WHL playoff action...Named the Warriors Scholastic Player of the Year and Humanitarian of the Year. **2006-07:** Netted three assists in 22 games as a rookie with Moose Jaw...Was Moose Jaw's ninth-round selection, 162nd overall, in the 2005 WHL Bantam Draft.

INTERNATIONAL:

Won a silver medal with Team Canada at the 2010 World Junior Championships in Saskatoon and Regina. Led the team with a plus-9 rating...Won a gold medal with Team Canada at the Under-18 World Junior Championship in the Czech Republic...Won a silver medal with Team Manitoba at the 2007 Canada Winter Games.

NHL PLAYOFFS:

2013: Made his Stanley Cup Playoffs debut, recording one assist in six games during the Islanders' Eastern Conference Quarterfinals against Pittsburgh.

MILESTONES:

1st NHL Game:	11/24/10 vs. CBJ
1st NHL Goal:	2/1/11 at ATL (Pavelec)
1st NHL Assist/Point:	12/2/11 vs. NYR
100th NHL Game:	1/6/12 at ANA
200th NHL Game:	11/9/13 at CBJ

SINGLE GAME HIGHS:

Goals:	1 (13 times)	Last: 4/1/14 vs. FLA
Assists:	2 (10 times)	Last: 3/25/14 at CAR
Points:	3 (twice)	Last: 3/13/12 vs. WSH
PIM:	32	3/1/14 vs. NJ
+/-:	+4	3/31/11 vs. NYR
TOI:	30:30	3/27/14 at TBL

HAMONIC VERSUS NHL:

TEAM	GP	G	A	PTS	PIM
ANA	4	0	0	0	0
ARI	4	0	0	0	0
BOS	13	0	4	4	4
BUF	13	0	4	4	14
CGY	3	0	2	2	0
CAR	13	0	6	6	8
CHI	5	1	1	2	8
COL	4	0	0	0	2
CBJ	6	1	0	1	6
DAL	4	0	1	1	6
DET	5	0	0	0	2
EDM	4	0	1	1	6
FLA	9	1	2	3	30
LAK	3	0	0	0	2
MIN	5	0	1	1	0
MTL	11	0	1	1	2
NSH	4	0	1	1	0
NJD	22	2	5	7	46
NYI	-	-	-	-	-
NYR	17	1	7	8	32
OTT	12	1	5	6	0
PHI	15	1	1	2	8
PIT	19	2	7	9	45
SJS	3	0	0	0	6
STL	2	0	1	1	0
TBL	11	0	1	1	6
TOR	13	0	4	4	22
VAN	4	0	2	2	0
WSH	13	2	4	6	4
WPG	11	1	4	5	13

3 | TRAVIS HAMONIC | DEFENSEMAN

CAREER STATISTICS:

SEASON	CLUB	LEA	REGULAR SEASON								+/-	PLAYOFFS					
			GP	G	A	PTS	PIM	PP	SH	GW		GP	G	A	PTS	PIM	+/-
2006-07	Moose Jaw	WHL	22	0	3	3	30	0	0	0	-2	-	-	-	-	-	-
2007-08	Moose Jaw	WHL	61	5	17	22	101	2	0	0	+5	6	0	1	1	6	-4
	Canada	WJC-18	7	0	2	2	14	-	-	-	+4	-	-	-	-	-	-
2008-09	Moose Jaw	WHL	57	13	27	40	126	8	0	2	-31	-	-	-	-	-	-
2009-10	Moose Jaw	WHL	31	10	29	39	48	7	0	1	+6	-	-	-	-	-	-
	Brandon	WHL	10	1	4	5	17	0	0	0	+6	15	4	7	11	23	-2
	Canada	WJC	6	1	2	3	0	-	-	-	+9	-	-	-	-	-	-
2010-11	Bridgeport	AHL	19	2	5	7	45	1	0	1	-6	-	-	-	-	-	-
	NY ISLANDERS	NHL	62	5	21	26	103	1	0	0	+4	-	-	-	-	-	-
2011-12	NY ISLANDERS	NHL	73	2	22	24	73	1	0	0	+6	-	-	-	-	-	-
2012-13	Bridgeport	AHL	21	4	6	10	37	1	0	2	-2	-	-	-	-	-	-
	NY ISLANDERS	NHL	48	3	7	10	28	1	0	1	-8	6	0	1	1	23	-4
2013-14	NY ISLANDERS	NHL	69	3	15	18	68	2	0	0	+2	-	-	-	-	-	-
	NY ISLANDERS TOTALS		252	13	65	78	272	5	0	1	+4	6	0	1	1	23	-4
	NHL TOTALS		252	13	65	78	272	5	0	1	+4	6	0	1	1	23	-4

MANAGEMENT

3 TRAVIS HAMONIC

IN THE SYSTEM

2012 NHL ENTRY DRAFT

SOUND TIGERS

YEAR IN REVIEW



14 | THOMAS HICKEY | DEFENSEMAN

SHOOTS: LEFT **HEIGHT:** 6-0 **WEIGHT:** 184 **BIRTHDAY:** 2.8.1989 **BIRTHPLACE:** CALGARY, AB

ISLANDERS TRANSACTIONS:

Claimed off waivers by the NY Islanders from the Los Angeles Kings on January 15, 2013. Agreed to a two-year contract on July 18, 2013.

TRANSACTIONS:

Selected by the Los Angeles Kings in the first round (4th overall) of the 2007 National Hockey League Draft. Agreed to a three-year, entry-level contract with Los Angeles on July 17, 2008. Agreed to a one-year deal with Los Angeles on July 17, 2012.

LAST SEASON:

Established career highs in goals (4), assists (18), points (22), penalty minutes (34) and games (82) during his second season with the Islanders...Led the Islanders with a plus-5 rating... Was the only Islander to appear in all 82 games...Tied for the lead among Islanders defensemen in goals and finished second in points and assists...Had a three-point night (1g/2a) with a plus-4 rating on Dec. 29 at Minnesota...Had an assist and a plus-4 rating on Jan. 23 vs. Pittsburgh, becoming the first Isles defenseman with multiple plus-4 games in a season since Roman Hamrlík (2002-2003)...Appeared in his 100th NHL game on Feb. 27 vs. Toronto.

CAREER:

2012-13: Recorded four points (1g/3a) in 37 games during his rookie campaign with the Islanders...Finished second on the team in plus-minus (+9)...Made his NHL debut on Jan. 27 at Winnipeg...Scored his first NHL goal in overtime on Feb. 21 at Montreal...Recorded his first career assist and two-point game (2a) on Mar. 5 vs. Montreal...Appeared in 33 games with the Manchester Monarchs of the American Hockey League during the NHL lockout, scoring 12 points (3g/9a) with a plus-4 rating. **2011-12:** Posted AHL career-highs in assists (23), points (26) and plus-minus (+16) during his third season with Manchester...Led the team with a plus-16 rating...Was one of two players to appear in all 76 regular season games for Manchester...Named to the AHL Eastern Conference All-Star roster...Appeared in all four games of the 2012 Calder Cup Eastern Conference Quarterfinals, recording a team-high four assists...Awarded the Monarchs Community Service Award along with teammate Andrew Campbell. **2010-11:** Scored 24 points (6g/18a) in 77 games with Manchester during his second AHL season...Set a career high with six goals...Served as an alternate captain...Recorded a team season-high, four-game assist streak (4a) from Dec. 10-17 and had points in five straight games from Dec. 10-18...Registered two assists in seven games during the 2011 Calder Cup Atlantic Division Semifinals. **2009-10:** Recorded six points (1g/5a) in 19 games during his first professional season with Manchester (AHL)...Missed 55 games with an upper-body injury...Posted three assists in four games during the 2010 Calder Cup Playoffs...Missed 12 playoff games with a lower-body injury. **2008-09:** Recorded seven points (1g/6a) and two penalty minutes in seven games with Manchester after concluding his junior career with the Seattle Thunderbirds (Western Hockey League)...Made his professional debut with Manchester on Apr. 1 vs. Lowell, recording two assists.

NHL PLAYOFFS:

2013: Made his Stanley Cup Playoffs debut, appearing in two games during the Islanders' Eastern Conference Quarterfinals against Pittsburgh.

INTERNATIONAL:

Won consecutive gold medals with Team Canada at the 2008 and 2009 World Junior Championships, serving as captain of the 2009 club...Played for Canada-Pacific at the 2006 World Under-17 Hockey Challenge and was named a First-Team All-Star.

JUNIOR:

2008-09: Scored a career-high 51 points (16g/35a) with a plus-37 rating in 57 games with Seattle during his fourth WHL season...Served as team captain...Led Seattle defensemen in scoring and ranked 10th among WHL defensemen and fifth among Western Conference blueliners...Named to the WHL Western Conference First All-Star Team for the second straight season...Appeared in five playoff games with Seattle, recording three points (2g/1a). **2007-08:** Recorded 45 points (11g/34a) with a plus-20 rating in 63 games with Seattle...Led team defensemen in goals, assists and points...Named a WHL First-Team All-Star...Added 10 points (1g/9a) in nine playoff games, finishing second on the team in postseason scoring. **2006-07:** Scored 50 points (9g/41a) in 68 games during his second WHL season with Seattle...Named a WHL Second-Team All-Star...Led the team in assists and finished third overall in points and first among defensemen...Tied for eighth among WHL defensemen in points and sixth in assists...Added seven points (3g/4a) in 11 playoff games. **2005-06:** Led Seattle defensemen in points as a WHL rookie, scoring 28 (1g/27a) in 69 games...Named Seattle's Rookie of the Year...Recorded four points (1g/3a) in seven WHL Playoff games. **2004-05:** Made his WHL debut with Seattle, scoring three points (2g/1a) in five games late in the season.

MILESTONES:

1st NHL Game:	1/27/13 at WPG
1st NHL Goal/Point:	2/21/13 at MTL (Price)
1st NHL Assist:	3/5/13 vs. MTL
100th NHL Game:	2/27/14 vs. TOR

SINGLE GAME HIGHS:

Goals:	1 (five times)	Last: 2/6/14 vs. CLG
Assists:	2 (three times)	Last: 3/25/14 at CAR
Points:	3	12/29/13 at MIN
PIM:	6	11/10/13 at MTL
+/-:	+4 (twice)	Last: 1/23/14 vs. PIT
TOI:	26:28	4/13/14 at BUF

HICKEY VERSUS NHL:

TEAM	GP	G	A	PTS	PIM
ANA	2	0	1	1	0
ARI	2	0	0	0	2
BOS	5	0	2	2	2
BUF	6	0	1	1	4
CGY	2	1	1	2	2
CAR	7	0	2	2	4
CHI	2	0	0	0	0
COL	2	0	0	0	0
CBJ	4	1	0	1	2
DAL	2	0	1	1	0
DET	3	0	0	0	0
EDM	2	0	1	1	2
FLA	6	0	1	1	2
LAK	2	0	0	0	0
MIN	2	0	0	0	0
MTL	6	1	3	4	6
NSH	2	0	0	0	0
NJD	8	0	0	0	4
NYI	-	-	-	-	-
NYR	8	1	0	1	2
OTT	6	0	1	1	4
PHI	6	0	1	1	2
PIT	8	0	2	2	0
SJS	2	0	0	0	0
STL	2	0	1	1	0
TBL	5	0	1	1	2
TOR	5	0	0	0	0
VAN	2	0	0	0	0
WSH	7	0	0	0	2
WPG	5	0	0	0	0

14 | THOMAS HICKEY | DEFENSEMAN

CAREER STATISTICS:

	REGULAR SEASON											PLAYOFFS						
SEASON	CLUB	LEA	GP	G	A	PTS	PIM	PP	SH	GW	+/-	GP	G	A	PTS	PIM	+/-	
2003-04	Calgary	CBHL	32	13	25	38	51	-	-	-	-	-	-	-	-	-	-	
2004-05	Calgary	AMHL	33	9	13	22	36	-	-	-	-	-	-	-	-	-	-	
	Seattle	WHL	5	2	1	3	6	1	0	-	-1	-	-	-	-	-	-	
2005-06	Seattle	WHL	69	1	27	28	53	0	1	-	+2	7	1	3	4	10	+2	
2006-07	Seattle	WHL	68	9	41	50	70	6	0	0	+15	11	3	4	7	4	-4	
2007-08	Seattle	WHL	63	11	34	45	49	9	0	-	+20	9	1	9	10	4	E	
	Canada	WJC	7	0	1	1	4	-	-	-	-	-	-	-	-	-	-	
2008-09	Seattle	WHL	57	16	35	51	30	6	1	-	+37	5	2	1	3	4	-1	
	Canada	WJC	6	0	3	3	2	-	-	-	-	-	-	-	-	-	-	
	Manchester	AHL	7	1	6	7	2	1	0	0	-1	-	-	-	-	-	-	
2009-10	Manchester	AHL	19	1	5	6	12	0	0	0	-4	4	0	3	3	0	E	
2010-11	Manchester	AHL	77	6	18	24	38	0	1	0	+9	7	0	2	2	0	E	
2011-12	Manchester	AHL	76	3	23	26	36	2	0	0	+16	4	0	4	4	2	+4	
2012-13	Manchester	AHL	33	3	9	12	12	2	0	0	+4	-	-	-	-	-	-	
	NY ISLANDERS	NHL	39	1	3	4	8	0	0	1	+9	2	0	0	0	2	-2	
2013-14	NY ISLANDERS	NHL	82	4	18	22	34	0	0	0	+5	-	-	-	-	-	-	
	NY ISLANDERS TOTALS		121	5	21	26	42	0	0	1	+14	2	0	0	0	2	-2	
	NHL TOTALS		121	5	21	26	42	0	0	1	+14	2	0	0	0	2	-2	

MANAGEMENT

14 THOMAS HICKEY

IN THE SYSTEM

2012 NHL ENTRY DRAFT

SOUND TIGERS

YEAR IN REVIEW



30 | CHAD JOHNSON | GOALTENDER

CATCHES: LEFT **HEIGHT:** 6-3 **WEIGHT:** 205 **BIRTHDAY:** 7.10.1986 **BIRTHPLACE:** SASKATOON, SK

ISLANDERS TRANSACTIONS:

Signed by the Islanders as a free agent to a two-year deal on July 1, 2014.

CAREER TRANSACTIONS:

Selected by the Pittsburgh Penguins in the fifth round (125th overall) of the 2006 National Hockey League Draft. Traded to the New York Rangers in exchange for a fifth round pick in the 2009 NHL Draft on June 27, 2009. Signed with the Phoenix Coyotes as a free agent to a one-year, two-way deal on July 1, 2012. Signed with the Boston Bruins as a free agent to a one-year deal on July 5, 2013.

LAST SEASON:

Played in 27 games with the Boston Bruins during his first full season in the National Hockey League, backing up Tuuka Rask...Compiled a 17-4-3 record with a 2.10 goals against average (GAA) and .925 save percentage (SV%)...Finished sixth in the NHL among qualified goalies in both GAA and SV%...Allowed two or fewer goals in 17 games...Dressed in 80-of-82 regular season games (backup - 53)...Posted a 14-game point streak from Jan. 16 - Apr. 10 (11-0-3).

CAREER:

2012-13: Appeared in 34 games with the Portland Pirates during his first season in the Phoenix Coyotes organization, posting a 16-15-1 record with a 3.00 GAA...Also appeared in four NHL games with Phoenix during his fourth professional season, registering a 2-0-2 record with a 1.21 GAA and .954 SV%...Had three stints in Phoenix - Jan. 24-31 (1-0-1 in two games, dressed as backup for two games), Mar. 25-Apr. 7 (1-0-0 in one game, dressed as backup for six games) and Apr. 15-21 (0-0-1 in one game, dressed as backup for one game)...Recorded his first NHL shutout in his first game of the season on Jan. 28 vs. Nashville. **2011-12:** Spent his third professional season with the NY Rangers' AHL affiliate, the Connecticut Whale, posting a 22-18-6 record in 49 games...Enjoyed pro career-highs of 49 games and 2,775 minutes played. **2010-11:** Spent most of the season with Connecticut, appearing in 40 AHL games...Went 10-2-2 in a 14-game stretch from Nov. 19-Jan. 5, including two shutouts...Recalled to play one game in New York, playing the third period in relief on Mar. 31 at NY Islanders with no decision...Dressed as a backup for 16 games. **2009-10:** Spent most of his first professional season with the Hartford Wolfpack (AHL), earning a career-high 24 wins...Had three shutouts, with two coming in consecutive games Nov. 13-14...Went 7-1-0 in an eight-game stretch from Oct. 13 - Nov. 14 with a 1.13 GAA in that span...Recalled on three occasions to New York, playing in five NHL games and dressing as backup for 24 games...Made his NHL debut on Dec. 30 vs. Philadelphia with a 40-minute relief stint...Made his first NHL start in a 2-1 shootout loss on Jan. 7 at Atlanta and recorded his first NHL point with an assist in that game...Registered his first NHL win on Jan. 31 in Colorado.

NHL PLAYOFFS:

2014: Dressed as a backup for 12 games as Boston advanced to the Eastern Conference Semifinals.

INTERNATIONAL:

Represented Canada at the 2010 World Championships with no decisions in three games played.

COLLEGE:

2008-09: Was a finalist for the Hobey Baker Award as the nation's top college player after his senior season at the University of Alaska-Fairbanks of the Central Collegiate Hockey Association...Enjoyed his best season with a 1.66 GAA and .940 SV%...Six of his 14 wins came by shutout...Named CCHA Player and Goaltender of the Year and earned CCHA First All-Star Team and NCAA West Second Team All-American honors...Finished his collegiate career with a 25-35-11 record and 2.33 goals against average in 79 career college games. **2007-08:** Played just seven games as a junior at University of Alaska-Fairbanks, posting a 3.36 GAA and .893 SV%. **2006-07:** Went 5-6-2 in 19 games as a sophomore at University of Alaska-Fairbanks. **2005-06:** As a freshman at University of Alaska-Fairbanks, was named the team's top rookie. His 2.56 GAA and .917 SV% ranked third among CCHA rookies.

MILESTONES:

1st NHL Game:	12/30/09 vs. PHI
1st NHL Win:	1/31/10 at COL
1st NHL Shutout:	1/28/13 vs. NSH
1st NHL Point/Assist:	1/7/10 at ATL

CAREER HIGHS:

Saves, Game	39	12/12/13 at EDM
Shots, Game	41	12/12/13 at EDM
Win Streak	6	3/4/14-3/29/14
Unbeaten Streak	11-0-3	1/16/14-4/10/14
Consecutive Starts	2 (four times) Last:	3/18/14-3/21/14
Appearances/Season	27	2013-14
Wins/Season	17	2013-14
Shutouts/Season	2	2013-14
Minutes/Season	1,511	2013-14

JOHNSON VERSUS NHL:

TEAM	GP	REC	SO	GA	GAA	SV%
ANA	0	0-0-0-0	0	0	0.00	.000
ARI	1	0-1-0-0	0	3	3.10	.875
BOS	0	0-0-0-0	0	0	0.00	.000
BUF	3	1-1-0-1	0	11	3.71	.831
CGY	0	0-0-0-0	0	0	0.00	.000
CAR	2	2-0-0-0	0	3	1.49	.944
CHI	0	0-0-0-0	0	0	0.00	.000
COL	2	2-0-0-0	1	1	0.50	.985
CBJ	2	2-0-0-0	0	3	1.45	.938
DAL	1	1-0-0-0	0	2	2.00	.941
DET	1	1-0-0-0	0	2	2.00	.944
EDM	3	2-0-0-1	1	4	1.31	.952
FLA	2	2-0-0-0	0	3	1.50	.935
LAK	2	1-0-0-0	0	3	1.86	.925
MIN	0	0-0-0-0	0	0	0.00	.000
MTL	1	0-0-0-0	0	1	2.14	.933
NSH	1	1-0-0-0	1	0	0.00	1.00
NJD	2	1-1-0-0	0	5	2.50	.909
NYI	3	1-1-0-0	0	8	3.48	.902
NYR	0	0-0-0-0	0	0	0.00	.000
OTT	2	1-1-0-0	0	3	1.84	.935
PHI	1	0-0-0-0	0	3	4.50	.850
PIT	0	0-0-0-0	0	0	0.00	.000
SJS	2	0-1-0-1	0	4	1.97	.926
STL	0	0-0-0-0	0	0	0.00	.000
TBL	0	0-0-0-0	0	0	0.00	.000
TOR	2	1-0-0-1	0	6	2.93	.905
VAN	1	0-0-0-0	0	2	6.67	.714
WSH	1	1-0-0-0	0	2	2.00	.939
WPG	2	0-0-0-2	0	2	0.92	.971

30 | CHAD JOHNSON | GOALTENDER

CAREER STATISTICS:

REGULAR SEASON												PLAYOFFS					
SEASON	CLUB	LEA	GP	MIN	REC	GA	SO	GAA	SOG	SV	SV%	GP	MIN	GA	SO	GAA	REC
2002-03	Calgary	AMHL	-	1,145	8-8-2	62	-	-	-	-	-	1	60	3	0	3.00	0-1
2003-04	Brooks Bandits	AJHL	31	1,782	6-20-3	117	0	3.94	1,144	1,027	.898	-	-	-	-	-	-
2004-05	Brooks Bandits	AJHL	63	2,505	25-16-2	109	2	2.61	-	-	-	-	-	-	-	-	-
2005-06	U. Alaska-Fairbanks	CCHA	18	985	6-7-4	42	0	2.56	486	464	.917	-	-	-	-	-	-
2006-07	U. Alaska-Fairbanks	CCHA	19	1,002	5-6-2	52	1	3.11	445	393	.883	-	-	-	-	-	-
2007-08	U. Alaska-Fairbanks	CCHA	7	-	0-6-0	20	0	3.36	187	167	.893	-	-	-	-	-	-
2008-09	U. Alaska-Fairbanks	CCHA	35	2,062	14-16-5	57	6	1.66	946	889	.940	-	-	-	-	-	-
2009-10	Hartford	AHL	47	2,649	24-18-2	112	3	2.54	1,369	1,257	.911	-	-	-	-	-	-
	NY RANGERS	NHL	5	281	1-2-1	11	0	2.35	146	135	.919	-	-	-	-	-	-
	Canada	WC	3	73	0-0-0	1	0	0.82	29	28	.966	-	-	-	-	-	-
2010-11	Connecticut	AHL	40	2,271	16-19-3	103	2	2.72	1,040	937	.901	-	-	-	-	-	-
	NY RANGERS	NHL	1	20	0-0-0	2	0	6.00	13	11	.818	-	-	-	-	-	-
2011-12	Connecticut	AHL	49	2,775	22-18-6	115	1	2.47	1,528	1,413	.919	-	-	-	-	-	-
2012-13	Portland	AHL	34	1,938	16-15-1	97	2	3.00	1,100	1,003	.903	3	204	12	0	3.53	0-3
	PHOENIX	NHL	4	247	2-0-2	5	1	1.21	113	108	.954	-	-	-	-	-	-
2013-14	BOSTON	NHL	27	1,511	17-4-3	53	2	2.10	761	708	.925	-	-	-	-	-	-
	NHL TOTALS		37	2,058	20-6-6	71	3	2.07	1,033	962	.926	-	-	-	-	-	-

MANAGEMENT

30 CHAD JOHNSON

IN THE SYSTEM

2012 NHL ENTRY DRAFT

SOUND TIGERS

YEAR IN REVIEW



86 | NIKOLAY KULEMIN | LEFT WING

SHOOTS: LEFT **HEIGHT:** 6-1 **WEIGHT:** 225 **BIRTHDAY:** 7.14.1986 **BIRTHPLACE:** MAGNITOGORSK, RUSSIA

ISLANDERS TRANSACTIONS:

Signed by the Islanders as a free agent to a four-year deal on July 2, 2014.

CAREER TRANSACTIONS:

Selected by the Toronto Maple Leafs in the second round (44th overall) of the 2006 National Hockey League Draft. Agreed to a two-year deal with Toronto on July 2, 2010. Agreed to a two-year deal with Toronto on July 20, 2012. Agreed to a one-year deal with Metallurg Magnitogorsk of the KHL during the NHL work stoppage on September 17, 2012.

LAST SEASON:

Scored 20 points (9g/11a) in 70 games during his sixth season with the Toronto Maple Leafs...Tied for second on the team with four game-winning goals...Missed 12 games from Oct. 5-30 with an ankle injury suffered during practice on Oct. 4.

CAREER:

2012-13: Played in all 48 games for the Maple Leafs during the abbreviated NHL season, collecting 23 points (7g/16a) in his fifth season with Toronto...Played 36 games for Magnitogorsk (KHL), collecting 38 points (14g/24a) with 26 penalty minutes...Collected a career-high three assists, registered a plus-3 rating and was named Second Star on Jan. 23 at Pittsburgh...Recorded his 100th NHL assist on Apr. 20 at Ottawa. **2011-12:** Scored 28 points (7g/21a) in 70 games during his fourth season with Toronto...Tied for second on the team in plus-minus (+2)...Scored on a penalty shot on Dec. 16 at Buffalo (Ryan Miller)...Played in his 300th career NHL game on Mar. 7 at Pittsburgh...Suffered a finger injury on Mar. 13 at Florida and missed the final 12 games of season. **2010-11:** Established career highs in goals (30), assists (27), points (57) and games played (82) during his third season with Toronto...Finished second on the team in goals and game-winning goals (5) and was third in plus-minus (+7)...Established career highs for plus/minus, penalty minutes (26), power-play goals (5), game-winning goals and shots (173)...Scored a goal in three-consecutive games from Nov. 2-6...Collected a career high four points (2g/2a) on Jan. 7 at Atlanta...Recorded his 100th NHL point (1a) on Jan. 15 vs. Calgary...Suffered a facial injury on Jan. 24 at Carolina...Played his 200th NHL game on Jan. 25 at Tampa Bay...Registered a season-high, six-game point streak (5g/3a) from Feb. 1-10...Had a career-high, four-game goal streak (4g) from Feb. 5-10...Scored his 30th goal of the season on Apr. 5 vs. Washington. **2009-10:** Played 78 games during his second season with Toronto, scoring 36 points (16g/20a) with 16 penalty minutes...Led the team in overtime goals (2) and shorthanded goals (1)...Finished second in game-winning goals (3)...Recalled from the Toronto Marlies (American Hockey League) on Oct. 1...Posted his first career multi-goal game (2g) on Oct. 28 at Dallas...Played in his 100th NHL game and scored a goal on Dec. 10 at Boston...Registered a six-game point streak (4g/4a) from Mar. 7-16...Was a healthy scratch four times, all in October. **2008-09:** Played 73 games as a rookie with Toronto, collecting 31 points (15g/16a)...Played five AHL games for the Toronto Marlies...Scored the game-winning goal in his NHL debut on Oct. 9 at Detroit...Recorded his first NHL assist on Oct. 23 at Boston...Assigned to the Marlies on Jan. 7...Recalled from the Marlies on Jan. 11...Missed four games due to an ankle injury from Jan. 13-19...Assigned to the Marlies on Jan. 23 and recalled on Jan. 26...Did not play on Mar. 19 at Florida due to the birth of his son...Recorded three points (1g/2a) on Mar. 21 at Montreal and Apr. 3 at Philadelphia...Missed the final game of the season due to an ankle injury (Apr. 11). **2007-08:** Played 57 games for Magnitogorsk of the Russian Super League, collecting 33 points (21g/12a) with 63 penalty minutes...Ranked first on Magnitogorsk goals (tie) and fourth in penalty minutes...Tied for fifth in the Russian Super League in goals and 18th in points...Played 11 playoff games for Magnitogorsk, scoring four points (2g/2a) with 29 penalty minutes...Ranked second in Magnitogorsk playoff penalty minutes. **2006-07:** Played 54 games for Magnitogorsk during his second season in the Russian Super League, collecting 39 points (27g/12a)...Led Magnitogorsk in goals and ranked second in points...Was second in Russian Super League goals, eighth in points and tied for fifth in plus-minus (+17)...Played 15 playoff games for Magnitogorsk, collecting 11 points (10g/1a) with 10 penalty minutes...Led Magnitogorsk in playoff goals and playoff points (tie)...Led the Russian Super League in playoff goals and was second in points (tie). **2005-06:** Scored 12 points (5g/7a) in 31 games for Magnitogorsk of the Russian Super League...Played 11 playoff games for Magnitogorsk, collecting six points (2g/4a)...Played four games for Magnitogorsk-2 of the Russia-3 League, scoring four points (3g/1a). **2004-05:** Played 43 games for Magnitogorsk-2 of the Russia-3 League, posting 22 points (9g/13a) with 44 penalty minutes...Led the team in goals, assists, points and penalty minutes...Ranked sixth in Russia-3 League goals, 3rd in assists (tie) and fifth in points. **2003-04:** Played 43 games for Magnitogorsk-2 of the Russia-3 League, collecting 26 points (8g/18a) with 91 penalty minutes.

NHL PLAYOFFS:

2013: Played seven playoff games for the Maple Leafs, collecting one assist. Made NHL playoff debut in game one of the Eastern Conference Quarterfinals on May 1 at Boston...Recorded his first career NHL playoff point (assist) on May 4 at Boston.

INTERNATIONAL:

Represented Russia at the 2014 Olympic Games in Sochi...Skated with Russia at six World Championships (2014 - Minsk; 2012 - Helsinki/Stockholm; 2011 - Slovakia; 2010 - Germany; 2007 - Russia; 2006 - Latvia), winning gold in 2014 and 2012, silver in 2010 and bronze in 2007. Won silver at the 2006 World Junior Championships (Vancouver) and gold at the 2004 World Under-18 Junior Championships (Minsk).

MILESTONES:

1st NHL Game:	10/9/08 at DET
1st NHL Goal/Point:	10/9/08 at DET (Osgood)
1st NHL Assist:	10/23/08 at BOS
100th NHL Game:	10/15/11 vs. NYR
100th NHL Point:	1/15/11 vs. CGY
200th NHL Game:	1/25/11 at TBL
300th NHL Game:	3/7/12 vs. PIT
100th NHL Assist:	4/20/13 at OTT
400th NHL Game:	2/27/14 at NYI

SINGLE GAME HIGHS:

Goals:	2 (five times)	Last: 3/24/11 at COL
Assists:	3	1/23/13 at PIT
Points:	4	Last: 1/7/11 at ATL
PIM:	6	11/30/10 vs. TBL
+/-:	+3 (four times)	Last: 3/30/13 at OTT
TOI:	22:39 (twice)	Last: 11/26/10 at BUF

KULEMIN VERSUS NHL:

TEAM	GP	G	A	PTS	PIM
ANA	5	0	1	1	2
ARI	6	0	1	1	2
BOS	31	4	6	10	2
BUF	31	8	8	16	6
CGY	9	2	1	3	4
CAR	18	5	8	13	4
CHI	5	1	1	2	0
COL	5	3	3	6	0
CBJ	6	2	1	3	0
DAL	6	5	1	6	0
DET	8	1	1	2	0
EDM	8	2	1	3	0
FLA	22	3	4	7	8
LAK	6	2	1	3	0
MIN	5	0	2	2	0
MTL	31	3	11	14	2
NSH	4	1	2	3	0
NJD	21	3	2	5	20
NYI	21	5	3	8	4
NYR	20	1	5	6	2
OTT	30	4	9	13	10
PHI	20	7	7	14	6
PIT	21	1	12	13	0
SJS	6	1	2	3	0
STL	6	2	1	3	2
TBL	21	7	5	12	14
TOR	0	0	0	0	0
VAN	8	1	2	3	2
WSH	21	3	4	7	8
WPG	20	7	6	13	4

86 | NIKOLAY KULEMIN | LEFT WING

CAREER STATISTICS:

	REGULAR SEASON											PLAYOFFS						
SEASON	CLUB	LEA	GP	G	A	PTS	PIM	PP	SH	GW	+/-	GP	G	A	PTS	PIM	+/-	
2003-04	Magnitogorsk	Russia-3	43	8	18	26	91	-	-	-	-	-	-	-	-	-	-	
	Russia	WJC-18	6	0	2	2	2	-	-	-	+3	-	-	-	-	-	-	
2004-05	Magnitogorsk	Russia-3	60	27	21	48	54	-	-	-	-	-	-	-	-	-	-	
2005-06	Magnitogorsk	Russia	31	5	7	12	8	-	-	-	+8	11	2	4	6	6	+7	
	Magnitogorsk	Russia-3	4	3	1	4	4	-	-	-	-	-	-	-	-	-	-	
	Russia	WJC	4	4	2	6	25	-	-	-	+3	-	-	-	-	-	-	
	Russia	WC	7	1	3	4	2	-	-	-	+8	-	-	-	-	-	-	
2006-07	Magnitogorsk	Russia	54	27	12	39	42	-	-	-	+18	15	10	1	11	10	+8	
	Russia	WC	9	2	1	3	0	-	-	-	+4	-	-	-	-	-	-	
2007-08	Magnitogorsk	Russia	57	21	12	33	63	-	-	-	-6	11	2	2	4	29	-3	
2008-09	TORONTO	NHL	73	15	16	31	18	2	0	1	-8	-	-	-	-	-	-	
	Toronto	AHL	5	0	0	0	0	0	0	0	-2	-	-	-	-	-	-	
2009-10	TORONTO	NHL	78	16	20	36	16	0	1	3	E	-	-	-	-	-	-	
	Russia	WC	9	2	3	5	25	-	-	-	+6	-	-	-	-	-	-	
2010-11	TORONTO	NHL	82	30	27	57	26	5	1	5	+7	-	-	-	-	-	-	
	Russia	WC	9	1	0	1	2	-	-	-	-4	-	-	-	-	-	-	
2011-12	TORONTO	NHL	70	7	21	28	6	1	0	1	+2	-	-	-	-	-	-	
	Russia	WC	10	1	3	4	0	-	-	-	+4	-	-	-	-	-	-	
2012-13	Magnitogorsk	KHL	36	14	24	38	26	-	-	-	+25	-	-	-	-	-	-	
	TORONTO	NHL	48	7	16	23	22	0	0	0	-5	7	0	1	1	0	-9	
2013-14	TORONTO	NHL	70	9	11	20	24	0	0	4	-4	-	-	-	-	-	-	
	NHL TOTALS		421	84	111	195	112	8	2	14	-8	7	0	1	1	0	-9	

MANAGEMENT

86 NIKOLAY KULEMIN

IN THE SYSTEM

2012 NHL ENTRY DRAFT

SOUND TIGERS

YEAR IN REVIEW



27 | ANDERS LEE | LEFT WING

SHOOTS: LEFT **HEIGHT:** 6-2 **WEIGHT:** 225 **BIRTHDAY:** 7.3.1990 **BIRTHPLACE:** EDINA, MN

ISLANDERS TRANSACTIONS:

Selected by the Islanders in the sixth round (152nd overall) of the 2009 National Hockey League Draft. Agreed to a two-year, entry-level contract on April 1, 2013. Accepted his qualifying offer on July 11, 2014.

LAST SEASON:

Scored 14 points (9g/5a) in 22 games with the Islanders during his first professional season...Started the season in the American Hockey League with the Bridgeport Sound Tigers, scoring 41 points (22g/19a) in 54 games...Finished first on Bridgeport in goals and second in points...With the Islanders, tied for fourth on the team with a plus-3 rating...Earned Star of the Game honors in six games...Recorded five multi-point games...Earned his first recall of the season on Feb. 24 and remained with the club through the season's end...Recorded his first two-goal game in his season debut on Feb. 27 vs. Toronto...Posted 10 points (6g/4a) in his first nine games of the season with the Islanders, including four multi-point games.

CAREER:

2012-13: Led the Notre Dame Fighting Irish in points (38) for the third-straight season during his junior campaign in the Central Collegiate Hockey Association...Led the team and tied for first in the CCHA with 20 goals...Served as team captain...Played in all 41 games...Named team MVP, First Team All-CCHA and Second Team CCHA Hockey Division I West All-American...Was a finalist for the CCHA Player of the Year and CCHA Top Defensive Forward awards...Won the CCHA Warrior Player of the Month in November...Led his club to a CCHA tournament championship and NCAA tournament berth...Joined the Islanders after the conclusion of his college season...Scored a goal on his first shot in his NHL debut with the Islanders on Apr. 2 vs. Winnipeg...Recorded his first NHL assist in his second career game on Apr. 6 vs. Tampa Bay. **2011-12:** Led Notre Dame in goals (17) for the second straight season and finished second in points (34) in 40 games as a sophomore in the CCHA...Tied for the team lead with seven power-play goals...Recorded an even plus-minus rating. **2010-11:** Led Notre Dame in goals (24) in 44 games as a freshman...Ranked second on the team with 44 points, finished third with 20 assists and ranked fourth in plus-minus rating (+19)...Tied for first on the team with six power-play goals...Was named to the CCHA All-Rookie Team and was a second-team all-CCHA selection...Was a three-time CCHA Rookie of the Week selection and a three-time CCHA Rookie of the Month pick (Oct., Dec., Feb.)...Scored a hat trick in his first game vs. Holy Cross on Oct. 8. **2009-10:** Led Green Bay (United States Hockey League) in goals (35) and points (66) in 59 games during his rookie USHL season...Posted a team-high, plus-38 rating...Led the team with nine game-winning goals...Added a team-high 22 points (10g/12a) in 12 playoff games, with a team-best plus-10 rating.

MILESTONES:

1st NHL Game: 4/2/13 vs. WPG
1st NHL Goal/Point: 4/2/13 vs. WPG (Pavelec)
1st NHL Assist: 4/6/14 vs. TBL

SINGLE GAME HIGHS:

Goals: 2 (twice) Last: 4/13/14 at BUF
Assists: 1 (six times) Last: 3/27/14 at TBL
Points: 2 (five times) Last: 4/13/14 at BUF
PIM: 2 (seven times) Last: 4/10/14 at MTL
+/-: +2 (twice) Last: 3/14/14 vs. SJS
TOI: 20:20 3/27/14 at TBL

LEE VERSUS NHL:

TEAM	GP	G	A	PTS	PIM
ANA	0	0	0	0	0
ARI	0	0	0	0	0
BOS	0	0	0	0	0
BUF	2	2	1	3	0
CGY	1	0	0	0	0
CAR	1	0	0	0	0
CHI	0	0	0	0	0
COL	0	0	0	0	0
CBJ	2	0	0	0	0
DAL	0	0	0	0	0
DET	0	0	0	0	0
EDM	1	1	0	1	0
FLA	2	0	0	0	2
LAK	0	0	0	0	0
MIN	1	0	0	0	2
MTL	1	0	0	0	2
NSH	0	0	0	0	0
NJD	3	1	0	1	2
NYI	-	-	-	-	-
NYR	0	0	0	0	0
OTT	2	0	0	0	2
PHI	0	0	0	0	0
PIT	0	0	0	0	0
SJS	1	1	1	2	0
STL	0	0	0	0	0
TBL	2	0	2	2	2
TOR	1	2	0	2	0
VAN	1	1	1	2	0
WSH	1	0	0	0	0
WPG	2	2	1	3	2

27 | ANDERS LEE | LEFT WING

CAREER STATISTICS:

SEASON	CLUB	REGULAR SEASON									PLAYOFFS						
		LEA	GP	G	A	PTS	PIM	PP	SH	GW	+/-	GP	G	A	PTS	PIM	+/-
2006-07	St. Thomas	HIGH-MN	25	21	23	44	32	-	-	-	-	-	-	-	-	-	-
2007-08	Edina	HIGH-MN	25	25	18	43	18	-	-	-	-	-	-	-	-	-	-
2008-09	Edina	HIGH-MN	25	20	46	66	22	-	-	-	-	-	-	-	-	-	-
2009-10	Green Bay	USHL	59	35	31	66	54	-	-	-	+38	12	10	12	22	13	+10
2010-11	Notre Dame	CCHA	44	24	20	44	16	6	1	7	-	-	-	-	-	-	-
2011-12	Notre Dame	CCHA	40	17	17	34	24	7	0	1	-	-	-	-	-	-	-
2012-13	Notre Dame	CCHA	41	20	18	38	37	44	1	2	-	-	-	-	-	-	-
2013-14	NY ISLANDERS	NHL	2	1	1	2	0	0	0	0	-3	-	-	-	-	-	-
	Bridgeport	AHL	54	22	19	41	83	9	0	5	+1	-	-	-	-	-	-
	NY ISLANDERS	NHL	22	9	5	14	14	2	0	0	+3	-	-	-	-	-	-
	NY ISLANDERS TOTALS		24	10	6	16	14	2	0	0	E	-	-	-	-	-	-
	NHL TOTALS		24	10	6	16	14	2	0	0	E	-	-	-	-	-	-

MANAGEMENT

27 ANDERS LEE

IN THE SYSTEM

2012 NHL ENTRY DRAFT

SOUND TIGERS

YEAR IN REVIEW



17 | MATT MARTIN | LEFT WING

SHOOTS: LEFT **HEIGHT:** 6-3 **WEIGHT:** 206 **BIRTHDAY:** 5.8.1989 **BIRTHPLACE:** WINDSOR, ON

ISLANDERS TRANSACTIONS:

Selected by the Islanders in the fifth round (148th overall) of the 2008 National Hockey League Draft. Agreed to a four-year contract on September 14, 2012.

LAST SEASON:

Scored 14 points (8g/6a) in 79 games during his fourth full season with the Islanders...Set a career high in goals and matched his career mark in points...Led the NHL in hits for the third straight season with 359...Finished second on the team in penalty minutes (90) and third on the team in game-winning goals (3)...Led all Islanders with 10 major penalties...Won his third straight Bob Nystrom Award, given annually to the Islander who best exemplifies leadership, hustle and dedication...Missed three games with a lower-body injury from Feb. 27 - Mar. 2...Scored two goals, including the game winner, and went plus-4 on Mar. 25 at Carolina.

CAREER:

2012-13: Scored 11 points (4g/7a) in 48 games during his third season with the Islanders...Led the NHL in hits (234) for the second-consecutive season...Led the Islanders in penalty minutes (63) and major penalties (7)...Was one of eight Islanders to appear in every game...Had a two-point game (1g/1a), including his first career power-play goal on Mar. 5 vs. Montreal...Played his 200th NHL game on Apr. 25 at Philadelphia...Won the Bob Nystrom Award for the second straight season, given annually to the Islander who best exemplifies leadership, hustle and dedication. **2011-12:** Led the NHL with 374 hits during his second season with the Islanders, the highest hits total recorded in league history since it became an official statistic in 2005-06...Established career highs in games played (80)...Scored 14 points (7g/7a)...His career-high 15 major penalties tied for eighth in the league...Placed second on the team in short-handed points (2a)...Missed two games due to illness from Mar. 10-11...Won the Bob Nystrom Award. **2010-11:** Recorded 14 points (5g/9a) in 68 games as an Islanders rookie...Finished third on the team with 147 penalty minutes and second on the team with 13 fighting majors...Ranked fourth in the NHL with 299 hits, despite playing in fewer games than every other top-10 hitter in the league...Opened the season with the Bridgeport Sound Tigers (American Hockey League), posting three points (1g/2a) in seven games before being recalled from loan on Oct. 25...Made his Islanders season debut on Oct. 27 at Montreal...Scored his first NHL goal (A. Auld) and recorded his first fighting major of the season (H. Gill) in his second game on Oct. 29 vs. Montreal...Was assessed a two-game suspension for his hit on Vernon Fiddler on Dec. 18 vs. Phoenix...Posted 27 penalty minutes, including a game misconduct on Feb. 11 vs. Pittsburgh (received a four-game suspension)...Scored two goals on Feb. 24 at Philadelphia. **2009-10:** Spent most of his first professional season with Bridgeport, while also skating in five games with the Islanders...Tallied 31 points (12g/19a) in 76 games with Bridgeport, finishing sixth on the team in points and goals and seventh in assists...Recorded two assists in his NHL debut on Feb. 9 vs. Nashville...Recorded his first NHL fight on Feb. 10 at Pittsburgh (T. Kennedy)...Made his professional playoff debut with Bridgeport, scoring one goal and two assists in five first-round Calder Cup Playoff games against the eventual AHL Champion Hershey Bears.

NHL PLAYOFFS:

2013: Made his Stanley Cup Playoffs debut, scoring one goal in six games during the Islanders' Eastern Conference Quarterfinals against Pittsburgh.

JUNIOR:

2008-09: Posted Junior career highs in goals (35), assists (30) and points (65) in 61 Ontario Hockey League games with the Sarnia Sting...Added three goals in five playoff games...Served as team captain. **2007-08:** Ranked third on Sarnia in goals (25) and finished with 38 points...Ranked second on the team with 155 penalty minutes...Scored six points (3g/3a) in nine playoff games. **2006-07:** Posted six points (3g/3a) in 39 games as a rookie with Sarnia.

MILESTONES:

1st NHL Game: 2/9/10 vs. NSH
1st NHL Assist/Point: 2/9/10 vs. NSH
1st NHL Goal: 10/29/10 vs. MTL (Auld)
100th NHL Game: 12/10/11 vs. PIT
200th NHL Game: 4/25/13 at PHI

SINGLE GAME HIGHS:

Goals 2 (twice) Last: 3/25/14 at CAR
Assists 2 (twice) Last: 11/17/11 vs. MTL
Points 2 (five times) Last: 3/25/14 at CAR
PIM 27 2/11/11 vs. PIT
+/-: +4 3/25/14 at CAR
TOI: 18:29 3/29/14 vs. NJ

MARTIN VERSUS NHL:

TEAM	GP	G	A	PTS	PIM
ANA	5	1	0	1	17
ARI	4	0	0	0	6
BOS	13	0	0	0	9
BUF	13	1	2	3	28
CGY	4	0	1	1	0
CAR	15	2	0	2	11
CHI	5	0	1	1	2
COL	4	0	0	0	17
CBJ	6	0	0	0	16
DAL	4	0	1	1	8
DET	5	0	4	4	0
EDM	4	1	0	1	7
FLA	12	1	3	4	9
LAK	4	0	1	1	5
MIN	5	0	1	1	0
MTL	14	2	3	5	12
NSH	5	0	2	2	9
NJD	19	0	1	1	19
NYI	-	-	-	-	-
NYR	19	1	1	2	50
OTT	14	2	0	2	21
PHI	20	2	3	5	47
PIT	21	1	1	2	73
SJS	4	0	0	0	0
STL	4	1	1	2	9
TBL	13	4	1	5	27
TOR	13	0	2	2	8
VAN	4	1	0	1	7
WSH	14	1	1	2	21
WPG	13	3	1	4	9

17 | MATT MARTIN | LEFT WING

CAREER STATISTICS:

	REGULAR SEASON											PLAYOFFS						
SEASON	CLUB	LEA	GP	G	A	PTS	PIM	PP	SH	GW	+/-	GP	G	A	PTS	PIM	+/-	
2005-06	Blenheim	OHA-C	40	11	12	23	102	-	-	-	-	-	-	-	-	-	-	
2006-07	Sarnia	OJHL-B	9	2	5	7	16	-	-	-	-	4	0	0	0	0	-	
	Sarnia	OHL	39	3	3	6	52	-	-	-	-	-	-	-	-	-	-	
2007-08	Sarnia	OHL	66	25	13	38	155	-	-	-	-	9	3	3	6	16	-	
2008-09	Sarnia	OHL	61	35	30	65	142	17	1	1	+6	5	3	0	3	10	-	
2009-10	NY ISLANDERS	NHL	5	0	2	2	26	0	0	0	-1	-	-	-	-	-	-	
	Bridgeport	AHL	76	12	19	31	113	4	1	1	E	5	1	2	3	4	E	
2010-11	NY ISLANDERS	NHL	68	5	9	14	147	0	0	1	-13	-	-	-	-	-	-	
	Bridgeport	AHL	7	1	2	3	11	0	0	0	E	-	-	-	-	-	-	
2011-12	NY ISLANDERS	NHL	80	7	7	14	121	0	0	1	-17	-	-	-	-	-	-	
2012-13	NY ISLANDERS	NHL	48	4	7	11	63	1	0	1	-2	6	1	0	1	14	E	
2013-14	NY ISLANDERS	NHL	79	8	6	14	90	0	0	3	-11	-	-	-	-	-	-	
	NY ISLANDERS TOTALS		280	24	31	55	447	1	0	6	-44	6	1	0	1	14	E	
	NHL TOTALS		280	24	31	55	447	1	0	6	-44	6	1	0	1	14	E	

MANAGEMENT

17 MATT MARTIN

IN THE SYSTEM

2012 NHL ENTRY DRAFT

SOUND TIGERS

YEAR IN REVIEW



13 | COLIN McDONALD | RIGHT WING

SHOOTS: RIGHT **HEIGHT:** 6-2 **WEIGHT:** 214 **BIRTHDAY:** 9.30.1984 **BIRTHPLACE:** WETHERSFIELD, CT

ISLANDERS TRANSACTIONS:

Signed by the Islanders as a free agent on July 2, 2012. Agreed to a two-year extension on March 15, 2013.

TRANSACTIONS:

Drafted by the Edmonton Oilers in the second round (51st overall) of the 2003 National Hockey League Entry Draft. Signed as a free agent by the Pittsburgh Penguins on July 1, 2011.

LAST SEASON:

Scored 18 points (8g/10a) in 70 games during his second season with the Islanders...Posted career highs in goals, points, games and penalty minutes (34)... Missed a game due to a hip injury on Oct. 15 vs. Buffalo...Returned to the lineup the following game and played four games, before missing five more games with the same injury from Oct. 26 - Nov. 5...Appeared in his 100th NHL game on Feb. 8 vs. Carolina...Had a four-game point streak (2g/2a) from Mar. 4-10...Had a three-point game (2g/1a) and went plus-4 on Mar. 25 at Carolina...Had a two-assist game on Apr. 1 vs. Florida.

CAREER:

2012-13: Scored 17 points (7g/10a) in 45 games during his first full NHL season...Recorded three multi-point games...Placed second on the team in hits (120)...Recorded his first career assist on Jan. 24 at Toronto...Was suspended for two games by the NHL for boarding Ben Lovejoy on Jan. 29 at Pittsburgh...Scored his first goal as an Islander on Feb. 9 vs. Buffalo...Recorded his first fighting major (S. Hartnell) and his first two-goal game on Mar. 28 at Philadelphia...Recorded his first career multi-assist game (2a) on Apr. 9 vs. Philadelphia...During the NHL lockout, appeared in 35 games with the Bridgeport Sound Tigers (American Hockey League), scoring 27 points (6g/21a) and serving as team captain. **2011-12:** Scored 49 points (14g/35a) in 68 games with the Wilkes-Barre/Scranton Penguins during his fifth AHL season and first with Wilkes-Barre/Scranton...Led the team in assists and finished third in points...Ranked third on the team with a plus-13 rating...Co-led the team in playoff scoring, posting 13 points (6g/7a) in 12 games...Also appeared in five NHL games with the Pittsburgh Penguins on two separate call-ups in January and February...Played in his second AHL All-Star game, netting an assist for the Eastern Conference All-Stars. **2010-11:** Led the AHL in goals with 42 during his fourth professional season and first with the Oklahoma City Barons...Added 16 assists for 58 points while appearing in all 80 games...Finished third on the team in points...Made his Calder Cup Playoffs debut, recording two points (1g/1a) in six games...Appeared in his first AHL All-Star Game, netting an assist for the Western Conference All-Stars. **2009-10:** Scored 23 points (12g/11a) in 76 AHL games during his third season with the Springfield Falcons...Also appeared in his first two career NHL games with Edmonton...Made his NHL debut on Nov. 27 vs. San Jose...Scored his first NHL goal (R. Luongo) on Nov. 28 at Vancouver. **2008-09:** Scored 22 points (10g/12a) in 77 AHL games with Springfield during his second professional season, establishing a career high in penalty minutes with 65...Led the team in games played...Also appeared in his only three career ECHL games, netting two assists with the Stockton Thunder. **2007-08:** Made his professional debut with Springfield, appearing in 73 AHL games and recording 23 points (12g/11a)...Recorded an assist in his first professional game on Oct. 6 vs. Worcester...Scored his first professional goal on Oct. 26 at Hartford.

COLLEGE:

2006-07: Led Providence College in goals with 13 during his senior year competing in Hockey East...Added four assists for 17 points...Served as co-captain. **2005-06:** Led Providence in scoring during his junior season with a career-high 28 points (9g/19a) in 36 games. **2004-05:** Matched his freshman year output with 16 points (11g/5a) despite appearing in just 26 games with Providence as a sophomore. **2003-04:** Was named to the Hockey East All-Rookie Team and earned Providence's Most Valuable Freshman award after netting 16 points (10g/6a) in 37 games.

STANLEY CUP PLAYOFFS:

2013: Made his Stanley Cup Playoffs debut, scoring three points (2g/1a) in six games of the Islanders' Eastern Conference Quarterfinals against Pittsburgh.

JUNIOR:

Played two seasons with the New England Coyotes of the Eastern Junior Hockey League (2001-02; 2002-03)...Led the league in scoring in 2002-03 with 58 points (28g/30a), earning the EJHL Offensive Player of the Year award and league MVP honors.

MILESTONES:

1st NHL Game	11/27/09 at SJS
1st NHL Goal/Point	11/28/09 vs. VAN (Luongo)
1st NHL Assist	1/24/13 at Toronto
100th NHL Game	2/8/14 vs. CAR

SINGLE GAME HIGHS:

Goals:	2 (twice)	Last: 3/25/14 at CAR
Assists:	2 (twice)	Last: 4/1/14 vs. FLA
Points:	3	3/25/14 at CAR
PIM:	15	1/29/13 at PIT
+/-:	+4	3/25/14 at CAR
TOI:	18:32	11/19/13 at TOR

McDONALD VERSUS NHL:

TEAM	GP	G	A	PTS	PIM
ANA	1	0	0	0	0
ARI	2	1	0	1	4
BOS	5	0	1	1	2
BUF	5	2	0	2	4
CGY	2	1	1	2	0
CAR	7	2	1	3	0
CHI	2	0	0	0	0
COL	2	0	0	0	2
CBJ	4	0	0	0	0
DAL	2	0	0	0	2
DET	3	0	2	2	0
EDM	2	0	1	1	0
FLA	6	1	3	4	2
LAK	2	0	0	0	2
MIN	2	0	1	1	5
MTL	6	1	1	2	2
NSH	2	0	0	0	0
NJD	9	0	0	0	2
NYI	0	0	0	0	0
NYR	8	2	1	3	2
OTT	5	0	0	0	2
PHI	7	2	2	4	5
PIT	9	1	0	1	15
SJS	3	0	0	0	0
STL	2	0	1	1	2
TBL	4	0	0	0	7
TOR	7	0	2	2	2
VAN	3	1	1	2	0
WSH	6	0	1	1	2
WPG	4	2	1	3	2

13 | COLIN McDONALD | RIGHT WING

CAREER STATISTICS:

	REGULAR SEASON											PLAYOFFS						
SEASON	CLUB	LEA	GP	G	A	PTS	PIM	PP	SH	GW	+/-	GP	G	A	PTS	PIM	+/-	
2001-02	New England	EJHL	39	16	20	36	50	-	-	-	-	-	-	-	-	-	-	
2002-03	New England	EJHL	44	28	40	68	59	-	-	-	-	-	-	-	-	-	-	
2003-04	Providence	H-East	37	10	6	16	47	-	-	-	-	-	-	-	-	-	-	
2004-05	Providence	H-East	26	11	5	16	14	-	-	-	-	-	-	-	-	-	-	
2005-06	Providence	H-East	36	9	19	28	29	-	-	-	-	-	-	-	-	-	-	
2006-07	Providence	H-East	36	13	4	17	30	-	-	-	-	-	-	-	-	-	-	
2007-08	Springfield	AHL	73	12	11	23	46	4	0	0	-21	-	-	-	-	-	-	
2008-09	Springfield	AHL	77	10	12	22	65	0	1	0	-8	-	-	-	-	-	-	
2009-10	Stockton	ECHL	3	0	2	2	0	0	0	0	+2	-	-	-	-	-	-	
	Springfield	AHL	76	12	11	23	38	0	1	1	-25	-	-	-	-	-	-	
2010-11	EDMONTON	NHL	2	1	0	1	0	0	0	0	+1	-	-	-	-	-	-	
	Oklahoma City	AHL	80	42	16	58	63	19	2	5	+2	6	1	1	2	6	-1	
2011-12	Wilkes-Barre/Scranton	AHL	68	14	35	49	41	5	0	2	+12	12	6	7	13	2	+2	
2012-13	PITTSBURGH	NHL	5	0	0	0	0	0	0	0	E	-	-	-	-	-	-	
	Bridgeport	AHL	35	6	21	27	32	3	0	1	-9	-	-	-	-	-	-	
2013-14	NY ISLANDERS	NHL	45	7	10	17	32	1	0	0	-1	6	2	1	3	2	+2	
	NY ISLANDERS	NHL	70	8	10	18	34	0	0	0	-22	-	-	-	-	-	-	
	NYI TOTALS		122	16	20	36	66	1	0	0	-22	6	2	1	3	2	+2	
	NHL TOTALS		122	16	20	36	66	1	0	0	-22	6	2	1	3	2	+2	

MANAGEMENT

13 COLIN McDONALD

IN THE SYSTEM

2012 NHL ENTRY DRAFT

SOUND TIGERS

YEAR IN REVIEW



29 | BROCK NELSON | CENTER

SHOOTS: LEFT **HEIGHT:** 6-3 **WEIGHT:** 196 **BIRTHDAY:** 10.15.1991 **BIRTHPLACE:** WARROAD, MN

ISLANDERS TRANSACTIONS:

Selected by the Islanders in the first round (30th overall) of the 2010 National Hockey League Draft. Signed an entry-level contract on April 3, 2012.

LAST SEASON:

Scored 26 points (14g/12a) in 72 games during his rookie season with the Islanders...Led all Islanders rookies in goals and points...Finished fifth overall on the team in goals and sixth in points...Scored seven power-play points (3g/4a)...Went 3-for-4 in the shootout, tying for the second-most shootout goals on the team...Recorded his first career point (1a) on Oct. 8 vs. Phoenix...Broke NHL training camp with the Islanders...Was loaned to Bridgeport on Oct. 19 and recalled on Oct. 21 after playing one AHL game...Scored his first NHL goal on Oct. 22 vs. Vancouver (Luongo)...Recorded his first NHL two-point game (1g/1a) on Jan. 18 at Philadelphia...Scored a goal at Yankee Stadium on Jan. 29 vs. NY Rangers...Had a four-game point streak (2g/2a) from Mar. 7-15.

COLLEGE:

2012-13: Led the Bridgeport Sound Tigers (American Hockey League) in points (52), power play goals (11) and short-handed goals (2) during his first professional season...Ranked second on the team in assists (27) and shots (187) in 66 games...Finished second among AHL rookies in points and short-handed points (4), and finished third in goals and power-play goals...His 25 goals set a Bridgeport rookie record, passing Rhett Rakhshani's mark of 24 during the 2010-11 campaign...Scored his first pro goal and added an assist in the season opener on Oct. 12 at Connecticut...Had a five-game goal-scoring streak from Nov. 3-11, and had multi-point performances in four of those five contests...Scored four goals and added four assists in seven games in December before suffering a broken jaw at Norfolk on Dec. 14; missed 10 games due to injury...Scored a hat trick on Feb. 2 vs. Norfolk...Had a five-game point streak (3g/5a) from Feb. 1-16...Recorded at least one shot on goal in 64-of-66 games...Made his NHL debut with the Islanders in Game 6 of the Eastern Conference Quarterfinals vs. Pittsburgh on May 11. **2011-12:** Led the University of North Dakota (Western Collegiate Hockey Association) in points (47) and goals (28) as a sophomore...Ranked third in the nation in goals and tied for 12th in points...Named to the all-tournament teams for the Red Baron WCHA Final Five and the NCAA West Regional...Led North Dakota to a third-straight Broadmoor Trophy as WCHA Champion...Named Inside College Hockey's "Breakthrough Player of the Year" and to the 2011-12 All-College Hockey News Second Team...Joined Bridgeport (AHL) on an amateur tryout, making his professional debut on Apr. 7 at Providence...Appeared in the final four games of the regular season with Bridgeport and played in two Calder Cup Playoff games. **2010-11:** Scored 21 points (8g/13a) in 42 games as a freshman at North Dakota...Tied for seventh on the team in goals and tied for fifth in power-play goals (4).

HIGH SCHOOL:

2009-10: Recorded a point in every game of his senior season at Warroad High School in Minnesota...Scored 73 points (39 goals, 34 assists) in 25 games (2.92 PPG)...Scored a goal in all but two games...Was one of 10 finalists for the Mr. Hockey Award, given annually to the most outstanding High School senior hockey player in Minnesota. **2008-09:** Posted 76 points (45g/31a) in 31 games during his junior campaign at Warroad.

PERSONAL:

His uncle, Dave Christian, was a member of the 1980 United States Olympic Gold Medal-winning team and enjoyed an NHL career that spanned over 1,000 games and totaled 773 points. His grandfather, Billy Christian, and great uncle, Roger Christian, played on Team USA's 1960 Gold Medal-winning men's hockey team. His great uncle Gordon Christian played hockey for the University of North Dakota (1947-1950) and was a member of the U.S. Olympic team that won silver in 1956.

MILESTONES:

1st NHL Game: 2/7/12 at PHI
1st NHL Assist/Point: 10/8/13 vs. PHX
1st NHL Goal: 10/22/13 vs. VAN

SINGLE GAME HIGHS:

Goals: 1 (14 times) Last: 4/13/14 at BUF
Assists: 1 (12 times) Last: 3/29/14 vs. NJ
Points: 2 1/18/14 at PHI
PIM: 2 (six times) Last: 4/2/14 at OTT
+/-: +2 1/6/14 vs. DAL
TOI: 23:02 11/16/13 vs. DET

NELSON VERSUS NHL:

TEAM	GP	G	A	PTS	PIM
ANA	2	0	0	0	0
ARI	2	0	1	1	0
BOS	3	0	0	0	2
BUF	2	1	1	2	0
CGY	2	1	0	1	0
CAR	3	0	0	0	0
CHI	1	0	0	0	0
COL	2	1	0	1	0
CBJ	3	0	0	0	0
DAL	2	2	0	2	0
DET	3	1	0	1	0
EDM	1	0	0	0	2
FLA	3	0	1	1	0
LAK	2	0	0	0	0
MIN	2	0	1	1	0
MTL	3	2	0	2	0
NSH	2	0	1	1	0
NJD	5	0	0	0	2
NYI	-	-	-	-	-
NYR	5	1	1	2	2
OTT	3	0	1	1	2
PHI	3	2	1	3	0
PIT	2	1	0	1	0
SJS	2	1	0	1	0
STL	1	0	0	0	0
TBL	3	0	1	1	0
TOR	3	0	0	0	0
VAN	2	1	1	2	2
WSH	3	0	1	1	0
WPG	2	0	1	1	0

29 | BROCK NELSON | CENTER

CAREER STATISTICS:

SEASON	REGULAR SEASON											PLAYOFFS						
	CLUB	LEA	GP	G	A	PTS	PIM	PP	SH	GW	+/-	GP	G	A	PTS	PIM	+/-	
2007-08	Warroad	High-MN	31	14	9	23	-	-	-	-	-	-	-	-	-	-	-	
2008-09	Warroad	High-MN	31	45	36	81	-	-	-	-	-	-	-	-	-	-	-	
2009-10	Warroad	High-MN	25	39	34	73	38	-	-	-	-	6	14	8	22	8	-	
2010-11	North Dakota	WCHA	42	8	13	21	27	4	0	1	-	-	-	-	-	-	-	
2011-12	United States	WJC	5	0	1	1	0	0	0	0	-1	-	-	-	-	-	-	
	North Dakota	WCHA	42	28	19	47	4	10	1	6	-	-	-	-	-	-	-	
	Bridgeport	AHL	4	0	0	0	0	0	0	0	-1	2	0	0	0	0	E	
2012-13	Bridgeport	AHL	66	25	27	52	34	11	2	6	E	-	-	-	-	-	-	
2013-14	NY ISLANDERS	NHL	-	-	-	-	-	-	-	-	-	1	0	0	0	0	-1	
	NY ISLANDERS	NHL	72	14	12	26	12	3	0	1	-10	-	-	-	-	-	-	
	Bridgeport	AHL	1	0	1	1	2	0	0	0	+2	-	-	-	-	-	-	
	NY ISLANDERS TOTALS		72	14	12	26	12	3	0	1	-10	1	0	0	0	0	0	-1
	NHL TOTALS		72	14	12	26	12	3	0	1	-10	1	0	0	0	0	0	-1

MANAGEMENT

29 BROCK NELSON

IN THE SYSTEM

2012 NHL ENTRY DRAFT

SOUND TIGERS

YEAR IN REVIEW



51 | FRANS NIELSEN | CENTER

SHOOTS: LEFT **HEIGHT:** 6-1 **WEIGHT:** 180 **BIRTHDAY:** 4.24.1984 **BIRTHPLACE:** HERNING, DENMARK

ISLANDERS TRANSACTIONS:

Selected by the Islanders in the third round (87th overall) of the 2002 National Hockey League Entry Draft. Agreed to a four-year contract on July 19, 2008. Agreed to a four-year contract extension on February 7, 2012.

LAST SEASON:

Established career highs in goals (25), assists (33) and points (58) in 80 games during his eighth NHL season with the Islanders...Finished second on the team in goals and third in assists and points...Ranked second on the team with 20 power-play points (5g/15a)...Scored two short-handed goals...Went 8-for-15 in the shootout, finishing second in the league in shootout goals and tying for third in shootout-deciding goals (4)...Had 10 multi-point games...Was named a Star of the Game 11 times, including two First Star honors...Recorded a three-assist game, including the 200th point of his career, on Oct. 8 vs. Phoenix...Posted back-to-back, three-point games (1g/2a) on Oct. 22 vs. Vancouver and Oct. 25 at Pittsburgh...Had a four-game goal/point streak (4g/4a) from Oct. 19-26...Appeared in his 400th NHL game on Dec. 12 at Phoenix...Suffered a hand injury on Feb. 8 vs. Colorado and was placed on injured reserve...Returned to the lineup on Mar. 2 vs. Florida after missing two games...Reached the 20-goal mark for the first time in his career on Mar. 10 at Vancouver...Recorded his 250th career point (goal) on Apr. 8 vs. Ottawa.

CAREER:

2012-13: Finished fourth on the Islanders in scoring with 29 points (6g/23a) in 48 games during his seventh NHL season...Was one of eight Islanders to appear in all 48 games...Recorded six multi-point games...Tied for third in the NHL with two shootout-deciding goals...Had a three-game assist streak (5a) from Jan. 27-31...Had a three-game assist streak (3a) from March 22-26...Had a four-game point streak (1g/4a) from Apr. 1-6...Recorded his 20th assist on Apr. 11 at Boston, becoming the first Islander since Kenny Jonsson to have at least five seasons with 20 assists and the first since Patrick Flatley (1989-90 to 1994-95) to have at least five consecutive 20-assist seasons...Had a four-game point streak (2g/2a) from Apr. 16-23...Appeared in 27 games with Lukko Rauma of Finland's SM-liiga during the NHL lockout, scoring 29 points (6g/23a). **2011-12:** Scored 47 points (17g/30a) in a career-high 82 games during his sixth season with the Islanders...Finished fourth on the team in points...Was one of four Islanders to play in all 82 games (Moulson, Streit, Tavares)...Scored a career-high five power-play goals...Went 7-for-11 (63.6%) in shootout attempts...Tied for fourth in the NHL with seven shootout goals...Led the team in shootout goals (7) and game-deciding shootout goals (4)...Finished fourth on the team in Three Stars of the Game honors, earning six total nods, including three first-star selections...Had eight multi-point games...Recorded his 100th career assist in his 300th NHL game on Feb. 28...Had a season-high five-game point and assist streak (3g/5a) from Mar. 25-31. **2010-11:** Established career highs in penalty minutes (38), plus-minus rating (+13) and short-handed goals (7) in his fifth season with the Islanders...Scored 44 points (13g/31a) in 71 games...Led the NHL in short-handed goals and points (7g/1a)...Led the Islanders with five shootout goals in eight chances (62.5%)...Co-led the team in plus-minus rating and ranked third on the Islanders in assists...Awarded the Bob Nystrom Award, given annually to the Islander who best exemplifies leadership, hustle and dedication...Tied for 13th in the league with 66 takeaways...Had 10 multi-point games, including a pair of three-point efforts on Feb. 13 and Mar. 2...Scored his first goal of the season and added an assist on Oct. 11 vs. NY Rangers...Scored the first penalty shot goal of his career during a 5-on-3 penalty kill on Oct. 30 at Philadelphia...Had a four-game assist streak from Nov. 21 - Dec. 2 (5a)...Scored his second short-handed penalty shot goal of the season on Dec. 9 at Boston...Suffered a groin injury on Jan. 3 at Calgary and missed seven games...Scored his 100th NHL point (assist) on Feb. 10 at Montreal...Had three assists on Feb. 13 at Buffalo, capping a three-game assist streak from Feb. 10-13 (0g/6a)...Scored the shootout game-deciding goal on Feb. 15 at Ottawa...Had three assists on Mar. 2 vs. Minnesota, including his career-high 27th of the season...Had a three-game point streak from Mar. 18-22 (2g/2a)...Tied the Islanders single-season record for short-handed goals (B. Bourne) with his seventh of the season on Mar. 30 at New Jersey...Suffered a season-ending injury (concussion) on Mar. 31 vs. NY Rangers. **2009-10:** Scored 38 points (12g/26a), ranking fourth on the team in assists and fifth in points during his fourth NHL season with the Islanders...Tied for second on the team with a plus-4 rating...Missed the first six games of the season with a knee injury...Recorded his first-career two-goal game on Oct. 30 at Washington...Went on a three-game assist-streak from Nov. 2-6 (0g/3a)...Played in his 100th NHL game on Nov. 6 at New Jersey...Scored the overtime game-winner on Dec. 12 vs. Boston...Set a single-season career high for assists in a game on Jan. 2 vs. Atlanta (3)...Went on a four-game point streak from Mar. 13-19 (1g/3a). **2008-09:** Ranked third on the Islanders in assists (24) and fourth in points (33) in his third season with the Islanders and first full NHL campaign...Scored his first career power-play goal on Mar. 12 at Montreal...Scored his first career short-handed goal on Mar. 27 at Detroit...Posted two assists on three occasions: Oct. 16 at Tampa Bay, Jan. 21 vs. Anaheim and Feb. 21 vs. New Jersey. **2007-08:** Appeared in 16 games with the Islanders during his second season in North America, recording two goals and one assist...Missed 13 games with a shoulder injury...Recorded an AHL career-best 28 assists and added 10 goals in 48 games with the Bridgeport Sound Tigers (American Hockey League). **2006-07:** Became the first Danish-born/raised citizen to play in an NHL game when he made his Islanders debut on Jan. 6 at Carolina...Recorded his first NHL point/assist, his first NHL goal, first multi-point game and his first game-winning goal on Feb. 24 vs. Montreal...Finished third on Bridgeport with 20 goals and fifth with 44 points in 54 games...Finished second on Bridgeport with a plus-7 rating. **2005-06:** Completed his first season with Timrå of the Swedish Elite League and finished fourth on the team in scoring with 18 points (5g/13a)...Ranked second on the team in assists...Recorded SEL career highs in assists and points...Was one of only six players to play in all of the team's 50 games. **2004-05:** Scored 15 points (8g/7a) in 49 games with Malmö (Swedish Elite League)...Was the only skater on Malmö who played in at least 40 games (49) and had less than 10 penalty minutes (6)...Also played in 10 games with Malmö's Q team, posting nine points (7g/2a). **2003-04:** Recorded a SEL career-high nine goals, which ranked sixth on Malmö, and added seven assists for 16 points in 50 games...Tripled his goal output from the previous season...Recorded a SEL career-high 28 penalty minutes...Also netted eight points (3g/5a) in 10 games with Malmö's Q team. **2002-03:** Spent the majority of the season with Malmö in the SEL, scoring nine points (3g/6a) in 47 games...Also played in two games with Malmö's Jr. Club, scoring a goal with three assists. **2001-02:** Split the season between Malmö's SEL team and Junior team...Made SEL debut as a 17-year-old. **2000-01:** Played with Herning of the Danish League in his first professional season as a 16-year-old. **1999-00:** Played with Herning's Junior team as a 15-year-old.

MILESTONES:

1st NHL Game:	1/6/07 at CAR
1st NHL Goal:	2/24/07 vs. MTL (Halak)
1st NHL Assist:	2/24/07 vs. MTL
100th NHL Game:	11/6/09 at NJ
200th NHL Game:	12/27/10 at NYR
100th NHL Point:	2/10/11 at MTL
300th NHL Game:	2/28/12 at WSH
100th NHL Assist:	2/28/12 at WSH
200th NHL Point:	10/8/13 vs. PHX
400th NHL Game:	12/12/13 at PHX

SINGLE GAME HIGHS:

Goals	2 (five times)	Last: 12/31/13 at BOS
Assists	3 (four times)	Last: 10/8/13 vs. PHX
Points	3 (nine times)	Last: 10/25/13 at PIT
PIM	10 (twice)	Last: 3/12/11 at NJ
+/-	+4	3/27/12 at PIT
TOI	24:54	4/6/10 vs. MTL

NIELSEN VERSUS NHL:

TEAM	GP	G	A	PTS	PIM
ANA	8	1	4	5	2
ARI	6	1	4	5	2
BOS	21	5	6	11	4
BUF	18	5	8	13	2
CGY	5	0	3	3	0
CAR	23	7	6	13	4
CHI	6	1	1	2	0
COL	6	0	3	3	0
CBJ	9	1	5	6	0
DAL	7	1	3	4	0
DET	7	1	2	3	2
EDM	4	1	2	3	0
FLA	21	1	10	11	2
LAK	7	1	0	1	4
MIN	8	1	3	4	0
MTL	23	6	11	17	2
NSH	5	1	2	3	2
NJD	36	7	13	20	14
NYI	-	-	-	-	-
NYR	35	5	10	15	10
OTT	19	3	5	8	2
PHI	34	6	6	12	14
PIT	32	8	14	22	4
SJS	5	1	2	3	0
STL	7	1	2	3	4
TBL	23	3	10	13	6
TOR	22	6	5	11	2
VAN	5	2	5	7	2
WSH	23	6	14	20	2
WPG	22	3	10	13	2

51 | FRANS NIELSEN | CENTER

NHL PLAYOFFS:

2013: Made his Stanley Cup Playoffs debut, recording two assists in six games during the Islanders' Eastern Conference Quarterfinals against Pittsburgh.

INTERNATIONAL:

Represented Denmark at eight World Championships (2012 - Finland and Sweden; 2010 - Germany; 2007 - Russia; 2006 - Latvia; 2005 - Austria; 2004 - Czech Republic; 2003 - Finland, 2002 - Hungary [Div. 1, Group B]). Has totaled 20 points (8g/12a) in 44 games during his seven World Championships in the top division...Also skated with Denmark at four World Junior Championships (2004, 2003, 2002, 2001) and two Under-18 World Championships (2002, 2001). Finished second in scoring at the 2004 World Junior Championships [Div. 1, Group A] in Germany with 11 points (8g/3a) in five games.

CAREER STATISTICS:

REGULAR SEASON												PLAYOFFS						
SEASON	CLUB	LEA	GP	G	A	PTS	PIM	PP	SH	GW	+/-	GP	G	A	PTS	PIM	+/-	
2000	Denmark	WJC-B	5	3	4	7	0	-	-	-	-	-	-	-	-	-	-	
2000-01	Herning	DEN	38	18	19	37	6	-	-	-	-	-	-	-	-	-	-	
	Denmark	WJC-B	4	2	2	4	2	-	-	-	-	-	-	-	-	-	-	
	Denmark	WJC-18	3	2	1	3	0	-	-	-	-	-	-	-	-	-	-	
2001-02	Malmo	SEL	20	0	1	1	0	-	-	-	-	-	-	-	-	-	-	
	Malmo Jr	SWE.1	29	15	27	42	8	-	-	-	-	7	3	7	10	2	-	
	Denmark	WJC-C	4	4	10	14	0	-	-	-	-	-	-	-	-	-	-	
	Denmark	WC	5	1	1	2	0	-	-	-	-	-	-	-	-	-	-	
	Denmark	WJC-18	3	2	1	3	0	-	-	-	-	-	-	-	-	-	-	
2002-03	Malmo	SEL	47	3	6	9	10	-	-	-	-	-	-	-	-	-	-	
2003-04	Malmo	SEL	50	9	7	16	28	-	-	-	-	-	-	-	-	-	-	
	Denmark	WC	6	0	3	3	0	-	-	-	-	-	-	-	-	-	-	
2004-05	Denmark	WJC-A	5	8	3	11	4	1	1	1	+8	-	-	-	-	-	-	
	Malmo	SEL	49	8	7	15	6	-	-	-	-	-	-	-	-	-	-	
	Denmark	WC-A	6	3	0	3	0	-	-	-	-	-	-	-	-	-	-	
2005-06	Timra	SEL	50	5	13	18	22	-	-	-	-	-	-	-	-	-	-	
	Denmark	WC-A	6	3	0	3	4	-	-	-	-	-	-	-	-	-	-	
2006-07	NY ISLANDERS	NHL	15	1	1	2	0	0	0	1	-2	-	-	-	-	-	-	
	Bridgeport	AHL	54	20	24	44	10	4	3	3	+7	-	-	-	-	-	-	
	Denmark	WC	6	0	3	3	6	-	-	-	-	-	-	-	-	-	-	
2007-08	NY ISLANDERS	NHL	16	2	1	3	0	0	0	0	+1	-	-	-	-	-	-	
	Bridgeport	AHL	48	10	28	38	18	2	0	1	+6	-	-	-	-	-	-	
2008-09	NY ISLANDERS	NHL	59	9	24	33	18	3	1	2	-4	-	-	-	-	-	-	
2009-10	NY ISLANDERS	NHL	76	12	26	38	6	0	1	1	+4	-	-	-	-	-	-	
	Denmark	WC	7	2	3	5	6	0	0	0	+2	-	-	-	-	-	-	
2010-11	NY ISLANDERS	NHL	71	13	31	44	38	0	7	1	+13	-	-	-	-	-	-	
2011-12	NY ISLANDERS	NHL	82	17	30	47	6	5	0	1	-3	-	-	-	-	-	-	
	Denmark	WC	7	0	3	3	8	0	0	0	-4	-	-	-	-	-	-	
2012-13	Lukko	SM-liiga	27	4	20	24	10	-	-	-	+9	-	-	-	-	-	-	
	NY ISLANDERS	NHL	48	6	23	29	12	2	1	1	-3	6	0	2	2	0	-2	
2013-14	NY ISLANDERS	NHL	80	25	33	58	8	5	2	0	-11	-	-	-	-	-	-	
	NY ISLANDERS TOTALS		447	85	169	254	88	15	12	7	-5	6	0	2	2	0	-2	
	NHL TOTALS		447	85	169	254	88	15	12	7	-5	6	0	2	2	0	-2	

MANAGEMENT


51 FRANS NIELSEN

IN THE SYSTEM

2012 NHL ENTRY DRAFT

SOUND TIGERS

YEAR IN REVIEW



21 | KYLE OKPOSO | RIGHT WING

SHOOTS: RIGHT **HEIGHT:** 6-0 **WEIGHT:** 216 **BIRTHDAY:** 4.16.1988 **BIRTHPLACE:** ST. PAUL, MN

ISLANDERS TRANSACTIONS:

Selected by the Islanders in the first round (seventh overall) of the 2006 National Hockey League Draft. Agreed to an entry-level contract on December 28, 2007. Agreed to a five-year contract extension on May 25, 2011.

LAST SEASON:

Led the Islanders in goals (27), game-winning goals (4), assists (42) and points (69), establishing new career highs in each category during his seventh season with the team and his fifth as alternate captain...Had 21 multi-point games... Named a Star of the Game a team co-leading 15 times, including six First-Star honors...His 54 even-strength points and 32 even-strength assists each ranked tenth in the NHL...Finished second on the team in power-play goals (5) and third in power-play points (15)...Went 2-for-3 in the shootout, with two shootout-deciding goals...Recorded multi-point performances in three straight games from Oct. 17-22 (2g/4a)... Had a five-game point/assist streak (3g/5a) from Oct. 17-26...Had three straight multi-point games from Nov. 2-5 (1g/6a)...Had a three-point night, including the GWG, in his hometown on Dec. 29 at MIN...Made it consecutive three-point games for the first time in his career (1g/2a) on Dec. 31 at BOS...Matched his career high with an eight-game point streak (6g/7a) from Dec. 17 - Jan. 2... Missed his first game since Nov. 19, 2011 due to the birth of his first child on Jan. 6 (had played in 156 straight)...Had a Gordie Howe Hat Trick, including his first regular-season fight and 20th goal, on Jan. 20 vs. PHI...Surpassed his career-season high in points, with his 53rd (a) and 54th (g) points of the season on Jan. 25 vs. St. Louis...Had a six game point streak (4g/7a) from Jan. 18-27...Named the NHL's 2nd Star Mar. 17 (1g/6a)...Suffered a lower-body injury on Mar. 25 at Carolina and missed the final 10 games of the season.

CAREER:

2012-13: Scored 24 points (4g/20a) in 48 games during his sixth season with the Islanders and his fourth as an alternate captain... Was one of eight Islanders to appear in all 48 games...Recorded four multi-point games, including a three-point effort (1g/2a) on Feb. 28 vs. Toronto...Recorded his 100th career assist on March 5 vs. Montreal...Recorded two assists in his 300th career game on March 19 vs. Ottawa...Had a four-game assist streak (6a) from Apr. 16-23. **2011-12:** Scored 24 goals in 79 games during his fifth season with the Islanders and his fifth professional campaign...Added 21 assists for 45 points to finish sixth on the team in scoring...Posted a career-high 46 penalty minutes...Scored six power-play points (3g/3a)...21-of-23 goals came after Dec. 1...Served as an alternate captain...Finished fourth on the team in Three Stars of the Game honors with seven total nods, including one first-star selection... Had eight multi-point games, including one three-point contest (2g/1a) on Nov. 23 vs. Philadelphia. All three points were scored in the first period...Broke the 20-goal mark for the first time in his career on Mar. 29 vs. Pittsburgh...Had a five-game goal/point streak from Mar. 24-31 (6g/1a), tying for the team's longest goal streak of the season...Finished the season with nine goals in the final nine games. **2010-11:** Suffered a shoulder injury, which required surgery, during Training Camp and began the season on Injured Reserve...Was limited to 38 games due to the injury...Scored 20 points (5g/15a) with a plus-three rating...Made his season debut after missing 44 games on Jan. 20 vs. Washington...Recorded an assist for his first point of the season on Jan. 21 at Buffalo...Had a three-point night (2g/1a) to reach 100 career points on Feb. 1 at Atlanta...Scored the shootout game-deciding goal on Feb. 10 at Montreal...Posted a three-assist night on Feb. 13 at Buffalo...Had a two-point game (1g/1a) on Mar. 2 vs. Minnesota...Recorded two assists on Mar. 11 vs. Boston. **2009-10:** Named an alternate captain for the first time in his third season with the Islanders...Finished second on the team in scoring with 52 points (19g/33a)...Scored two overtime goals, tying Josh Bailey for the team lead...Established career highs in games played (80), assists, points, game-winning goals (4), shots (249) and time on ice (20:32)...Played in his 100th NHL/Islanders game on Nov. 28 at New Jersey...Started the season on a six-game point streak, from Oct. 3-17 (1g/5a)...Scored the game-winning goal against the NY Rangers on Oct. 28...Missed one game on Nov. 11 at Washington with swine flu; returned two nights later on Nov. 13 to score the overtime goal at Carolina... Recorded two assists in three straight games from Dec. 8-12...Scored a season-high three points (1g/2a), including an overtime goal against the NY Rangers on Dec. 26...Went on a four-game goal-scoring streak from Jan. 6-12 (4g)...Finished the season on a three-game point-scoring streak (2g/3a)...Was the 2010 recipient of the Bob Nystrom Award, given annually to the Islander who best exemplifies leadership, hustle and dedication. **2008-09:** Led the Islanders in goals (18) and ranked second on the team in points (39), power-play goals (9) and shots on goal (165) in his second season with the Islanders and first full NHL campaign...Led the Islanders and all NHL rookies in takeaways (76)...Among NHL rookies, ranked ninth in goals, tied for eighth in points, tied for second in power-play goals, tied for seventh in power-play points (13), tied for second in game-winning goals (3) and fourth in shots...Scored a career-high two goals, including the game-winner, on Jan. 28 at Atlanta... Posted two four-game goal streaks: Jan. 19-31 (5g) and Mar. 7-12 (4g)...Recorded two five-game point streaks: Dec. 26 - Jan. 2 (2g/5a) and Jan. 19 - Feb. 3 (5g/1a)...Recorded points in a career-high eight straight games from Mar. 7-21 (5g/5a). **2007-08:** Made his NHL debut on Mar. 18 vs. Toronto and played the final nine games of the season with the Islanders, recording two goals and three assists for five points... Scored his first NHL goal (M. Brodeur's game-winner) on Mar. 21 at New Jersey and also recorded his first NHL assist/point in the same game... Scored eight goals and 16 assists for 24 points in 29 games with the Bridgeport Sound Tigers (American Hockey League) after leaving the University of Minnesota...Recorded a goal and four assists in his first weekend with Bridgeport (three games).

NHL PLAYOFFS:

2013: Made his Stanley Cup Playoffs debut, co-leading the team in goals (3) and adding one assist in six games during the Islanders' Eastern Conference Quarterfinals against Pittsburgh...Recorded his first career fighting major in Game 2 on May 3 at Pittsburgh and also scored the game-winning goal.

INTERNATIONAL:

Represented the United States at three World Championships (2012 - Finland and Sweden; 2010 - Germany; 2009 - Switzerland), totaling 11 points (5g/6a) in 23 games. In 2009, scored the game-tying goal to earn Player of the Game honors for Team USA against Russia in the Semifinals...Also played for Team USA at two World Junior Championships (2008 - Czech Republic; 2007 - Sweden), collecting seven points (1g/6a) in 13 games. Helped lead the U.S. to the bronze medal in 2007...Was a member of the U.S. Junior Select 18 and Under Team that competed at the Viking Cup in Camrose, Alberta in 2006...Skated with the U.S. Under-18 Select Team that participated in the Under-18 Junior World Cup in 2005, ranking first on the team with six goals and tying for the team lead with nine points. Played on the U.S. Under-17 Select Team at the Under-17 Five Nations Tournament in 2004. In 2003, participated in the International Ice Hockey Federation World Development Camp in Vierumaki, Finland.

MILESTONES:

1st NHL Game:	3/18/08 vs. TOR
1st NHL Goal:	3/21/08 at NJ (Brodeur)
1st NHL Assist/Point:	3/21/08 at NJ
100th NHL Game:	11/28/09 at NJ
100th NHL Point:	2/1/11 at ATL
200th NHL Game:	10/27/11 at PIT
100th NHL Assist:	3/5/13 vs. MTL
300th NHL Game:	3/19/13 vs. OTT
200th NHL Point:	11/2/13 vs. BOS

SINGLE GAME HIGHS:

Goals	2 (nine times)	Last: 1/12/14 at DAL
Assists	3 (three times)	Last: 3/10/14 at VAN
Points	3 (11 times)	Last: 3/10/14 at VAN
PIM	16	2/11/11 vs. PIT
+/-	+3 (six times)	Last: 1/12/14 at DAL
TOI	28:20	4/11/10 vs. PIT

OKPOSO VERSUS NHL:

TEAM	GP	G	A	PTS	PIM
ANA	4	5	1	5	0
ARI	6	3	2	5	12
BOS	19	3	16	19	8
BUF	19	2	11	13	14
CGY	5	1	2	3	14
CAR	21	6	7	13	6
CHI	6	3	3	6	4
COL	5	1	1	2	2
CBJ	7	2	1	3	2
DAL	5	4	1	5	2
DET	6	3	2	5	2
EDM	5	2	2	4	4
FLA	19	4	6	10	10
LAK	7	0	2	2	4
MIN	8	3	2	5	8
MTL	15	1	3	4	6
NSH	5	1	4	5	0
NJD	30	7	9	16	14
NYI	-	-	-	-	-
NYR	30	6	6	12	30
OTT	17	2	8	10	10
PHI	30	7	11	18	21
PIT	30	9	14	23	30
SJS	5	1	5	6	2
STL	7	1	3	4	2
TBL	17	5	7	12	8
TOR	21	5	9	14	10
VAN	4	0	5	5	2
WSH	18	7	6	13	12
WPG	18	6	6	12	8

21 | KYLE OKPOSO | RIGHT WING

COLLEGE:

2007-08: Recorded seven goals and four assists for 11 points in 18 games with the University of Minnesota (Western Collegiate Hockey Association). **2006-07:** Named to the All-WCHA Second Team and WCHA All-Rookie Team...Finished second on the team with 40 points and in goals with 19...Tied for eighth in the WCHA and third among conference freshmen in points.

JUNIOR/HIGH SCHOOL:

2005-06: Played with the Des Moines Buccaneers of the United States Hockey League...Ranked second on the team and sixth in the league with 58 points (27g/31a) in 50 games...Finished second on the team in goals and tied for second in assists...Helped lead Des Moines to the Clark Cup as Tier I Junior A National Champions...Led the league in playoff scoring with five goals and 11 assists in 11 games...Named the Clark Cup Playoff MVP...Named a USHL First Team All-Star and earned USHL Rookie of the Year honors. **2004-05:** Helped lead Shattuck-St. Mary's (Minn.) to the USA Hockey Youth Tier I 18 & Under National Championship...Ranked third on the team in goals (47) and points (92) and fourth in assists (45). **2003-04:** Skated in 71 games for Shattuck-St. Mary's and totaled 99 points.

CAREER STATISTICS:

	REGULAR SEASON											PLAYOFFS					
SEASON	CLUB	LEA	GP	G	A	PTS	PIM	PP	SH	GW	+/-	GP	G	A	PTS	PIM	+/-
2004-05	Shattuck-St. Mary's	High-MN	65	47	45	92	72	-	-	-	-	-	-	-	-	-	-
	United States	WHC-17	5	2	2	4	2	-	-	-	-	-	-	-	-	-	-
2005-06	Des Moines	USHL	50	27	31	58	56	4	4	8	+28	11	5	11	16	8	+12
2006-07	U. of Minnesota	NCAA	40	19	21	40	34	6	1	3	-	-	-	-	-	-	-
	United States	WJC	7	0	1	1	12	-	-	-	-1	-	-	-	-	-	-
2007-08	U. of Minnesota	NCAA	18	7	4	11	6	4	0	1	-	-	-	-	-	-	-
	NY ISLANDERS	NHL	9	2	3	5	2	1	0	1	+3	-	-	-	-	-	-
	Bridgeport	AHL	35	9	19	28	12	4	0	2	E	-	-	-	-	-	-
2008-09	United States	WJC	6	1	5	6	2	0	0	0	+2	-	-	-	-	-	-
	NY ISLANDERS	NHL	65	18	21	39	36	9	0	3	-6	-	-	-	-	-	-
	Bridgeport	AHL	-	-	-	-	-	-	-	-	-	2	1	0	1	2	+1
	United States	WC	9	2	3	5	10	-	-	-	+3	-	-	-	-	-	-
2009-10	NY ISLANDERS	NHL	80	19	33	52	34	4	0	4	-22	-	-	-	-	-	-
	United States	WC	6	1	2	3	0	0	0	0	+2	-	-	-	-	-	-
2010-11	NY ISLANDERS	NHL	38	5	15	20	40	0	0	2	+3	-	-	-	-	-	-
2011-12	NY ISLANDERS	NHL	79	24	21	45	46	3	0	2	-15	-	-	-	-	-	-
	United States	WC	8	2	1	3	0	0	0	0	+2	-	-	-	-	-	-
2012-13	NY ISLANDERS	NHL	48	4	20	24	38	0	0	0	-2	6	3	1	4	5	-1
2013-14	NY ISLANDERS	NHL	71	27	42	69	51	5	0	4	-9	-	-	-	-	-	-
	NY ISLANDERS TOTALS		390	99	155	254	247	22	0	16	-48	6	3	1	4	5	-1
	NHL TOTALS		390	99	155	254	247	22	0	16	-48	6	3	1	4	5	-1

MANAGEMENT

21 KYLE OKPOSO

IN THE SYSTEM

2012 NHL ENTRY DRAFT

SOUND TIGERS

YEAR IN REVIEW



60 | KEVIN POULIN | GOALTENDER

CATCHES: LEFT **HEIGHT:** 6-2 **WEIGHT:** 192 **BIRTHDAY:** 4.12.1990 **BIRTHPLACE:** MONTREAL, QC

ISLANDERS TRANSACTIONS:

Selected by the Islanders in the fifth round (126th overall) of the 2008 National Hockey League Draft. Signed an entry-level contract on May 14, 2010. Accepted his qualifying offer, a one-year, two-way contract, on July 8, 2013. Agreed to a one-year, two-way deal on July 24, 2014.

LAST SEASON:

Appeared in a career-high 28 NHL games with the Islanders during his fourth professional season, posting an 11-16-1 record with a 3.29 goals-against average (GAA) and a .891 save percentage (SV%). Earned Star of the Game honors six times, including three First Star awards. Appeared in nine straight games from Nov. 10-29. Had a five-game winning streak from Dec. 29 - Feb. 12. Loaned to the Bridgeport Sound Tigers of the American Hockey League for the remainder of the season on Mar. 1. Led Bridgeport in GAA (2.65) and sv% (.910) in 15 games.

CAREER:

2012-13: Appeared in five games with the Islanders during his third professional season, posting a 1-3-0 record with a 3.02 GAA and a .893 sv%. Started the season with Bridgeport (AHL), going 15-14-3 in 32 games with a 3.22 GAA and a .904 SV%. Led Bridgeport goalies in games and wins. Went 5-1-0 over his first six starts of the season. Made a career-high 50 saves in a 3-2 shootout loss at Norfolk on Dec. 15. Earned four straight wins, including a 36-save shutout at Connecticut on Dec. 27. Did not have a regulation loss from Nov. 25-Jan. 3 (4-0-2). Recalled from Bridgeport on Feb. 23. Made his Islanders season debut on Feb. 24 against Carolina. Earned his first win of the season on Apr. 2 vs. Winnipeg. **2011-12:** Led Bridgeport goalies in wins (26) and games played (49) during his second professional season in the AHL. Recorded a 2.79 GAA and a .912 SV% with Bridgeport. Also appeared in six NHL games with the Islanders, posting a 2-4-0 record with a 3.04 GAA and a .907 SV%. Recalled from Bridgeport on Dec. 15 and made his NHL season debut vs. Dallas. Recalled from Bridgeport on Dec. 16. With Bridgeport, recorded three-straight shutouts to open the 2012 calendar year from Jan. 2-7. Posted the second-longest shutout streak in AHL history, dating from Dec. 31 - Jan 8 (221:54). The AHL record was 249:51, set by Johnny Bower in 1957. Poulin's streak became the third longest in AHL history when Barry Brust broke Bower's record in the 2012-13 season (268:17). Earned AHL Goaltender of the Week honors for Jan. 2-8 and AHL Goaltender of the Month honors for January. Recalled from Bridgeport on Jan. 9 and was returned after one start on Jan. 16. Recalled from Bridgeport on Jan. 30 and earned his first win of the season on Jan. 31 at Carolina, before returning on Feb. 1. Recalled from Bridgeport on Feb. 17 and earned his second win of the season on Feb. 18 vs. Carolina. Earned his first career NHL assist on Feb. 21 at Buffalo. Returned to Bridgeport on Feb. 23. With Bridgeport, recorded seven-straight wins from Mar. 25 - Apr. 6 and finished the season with wins in nine of his last 10 starts. **2010-11:** Began his first professional season with Bridgeport, leading the team in GAA (2.19) and SV% (.932) while posting a 10-5-0 record in 15 games. Was called up to the Islanders in January and recorded a 4-2-1 record in 10 appearances (seven starts), posting a 2.44 GAA with a .924 SV%. With Bridgeport, earned his first pro win with 31 saves on Oct. 17 vs. Portland. Made 43 saves on Nov. 19 at Providence. Recorded his first shutout on Nov. 21 vs. Portland. Made a career-high 45 saves on Jan. 28 at Worcester. Received his first career NHL call-up on Jan. 4. Made his NHL debut, stopping all 19 shots in 53:43 of relief action at Edmonton on Jan. 6. Earned a win in his first NHL start on Jan. 8 at Colorado. Stopped 48-of-51 shots in a shootout loss on Jan. 11 vs. Vancouver. Returned to Bridgeport on Jan. 26. Recalled from Bridgeport on Jan. 31. Allowed just one goal in consecutive games on Jan. 25 and Feb. 1. Recorded two straight wins on Feb. 1 at Atlanta and Feb. 5 vs. Ottawa. Suffered a season-ending left knee injury during pregame warmups on Feb. 8.

NHL PLAYOFFS:

2013: Made his Stanley Cup Playoffs debut, making relief appearances in Game 1 and Game 5 of the Islanders' Eastern Conference Quarterfinals against Pittsburgh.

INTERNATIONAL:

Represented Canada at the 2007 Ivan Hlinka Memorial Tournament.

JUNIOR:

2009-10: Posted junior career bests in games played (54), shutouts (7), GAA (2.63), SV% (.916) and wins (35) in his fourth season with the Victoriaville Tigres (Quebec Major Junior Hockey League). Holds the Victoriaville record for most career wins by a goaltender with 81. Named a second-team QMJHL All-Star. Named the Defensive Player of the Week (2 GP, 2-0, 2.00 GAA, .949 SV%, 78 shots) for the week ending Feb. 7. Named the Defensive Player of the Month (9 GP, 8-1, 2.40 GAA, .914 SV%) for November. **2008-09:** Went 18-16-3 with a 3.17 GAA and a .905 SV% in 39 games during his third QMJHL season with Victoriaville. Named the Defensive Player of the Week (2 GP, 1-1, 1.53 GAA, .961 SV%, 76 shots) for the week ending Dec. 21. Played in the 2008 CHL Top Prospects Game. Signed an Amateur Tryout Contract with the Bridgeport Sound Tigers on Mar. 31. **2007-08:** Posted a 3.69 GAA with a .885 SV% over 52 games with Victoriaville. Participated in the 2008 CHL Top Prospects Game. **2006-07:** Made his QMJHL debut with Victoriaville, going 10-6-0 in 24 games with a 3.34 GAA and a .896 SV%. Named the Defensive Player of the Week (2 GP, 2-0, 1.12 GAA, .969 SV%) for the week ending Dec. 12.

MILESTONES:

1st NHL Game: 1/6/11 at EDM
1st NHL Win: 1/8/11 at COL
1st NHL Point/Assist: 2/21/12 at BUF

CAREER HIGHS:

Saves, Game	48	1/11/11 vs. VAN
Shots Faced, Game	51	1/11/11 vs. VAN
Win Streak	5	12/29/13-1/12/14
Unbeaten Streak	5-0-0	12/29/13-1/12/14
Consecutive Starts	6	1/7/14-1/18/14
Appearances/Season	28	2013-14
Wins/Season	11	2013-14
Shutouts/Season	0	
Minutes/Season	1,625	2013-14

POULIN VERSUS NHL:

TEAM	GP	REC	SO	GA	GAA	SV%
ANA	0	0-0-0-0	0	0	0.00	.000
ARI	1	0-1-0-0	0	6	6.00	.838
BOS	2	1-1-0-0	0	7	3.89	.889
BUF	2	1-1-0-0	0	4	2.42	.938
CGY	0	0-0-0-0	0	0	0.00	.000
CAR	4	2-0-0-0	0	9	2.27	.918
CHI	1	0-1-0-0	0	3	3.05	.893
COL	2	2-0-0-0	0	4	1.90	.941
CBJ	0	0-0-0-0	0	0	0.00	.000
DAL	3	2-1-0-0	0	7	2.55	.907
DET	2	1-1-0-0	0	8	3.97	.846
EDM	1	0-0-0-0	0	0	0.00	1.00
FLA	1	0-1-0-0	0	4	4.14	.846
LAK	2	0-2-0-0	0	5	2.54	.894
MIN	1	1-0-0-0	0	4	4.00	.892
MTL	2	0-2-0-0	0	9	4.50	.850
NSH	2	1-1-0-0	0	4	2.03	.938
NJD	1	0-1-0-0	0	5	5.00	.815
NYI	-	-	-	-	-	-
NYR	1	1-0-0-0	0	3	3.00	.909
OTT	3	1-1-0-0	0	7	4.62	.851
PHI	4	0-4-0-0	0	14	4.18	.870
PIT	5	0-3-0-0	0	11	3.35	.895
SJS	1	1-0-0-0	0	2	.85	.958
STL	1	0-0-0-1	0	3	2.77	.941
TBL	1	1-0-0-0	0	1	0.92	.967
TOR	2	1-1-0-0	0	8	4.00	.840
VAN	1	0-0-0-1	0	3	2.77	.941
WSH	0	0-0-0-0	0	0	0.00	.000
WPG	3	2-1-0-0	0	6	2.01	.925

60 | KEVIN POULIN | GOALTENDER

CAREER STATISTICS:

SEASON	REGULAR SEASON										PLAYOFFS						
	CLUB	LEA	GP	MIN	REC	GA	SO	GAA	SOG	SV	SV%	GP	MIN	GA	SO	GAA	REC
2006-07	Victoriaville	QMJHL	24	1220	10-6-0	68	0	3.34	657	589	.896	2	-	5	0	7.20	0-0
2007-08	Victoriaville	QMJHL	52	2734	18-23-3	168	0	3.69	1,486	1,318	.887	6	-	27	0	5.80	2-4
2008-09	Victoriaville	QMJHL	39	2273	18-16-3	120	1	3.17	1,203	1,083	.900	4	249	18	0	4.34	0-4
2009-10	Victoriaville	QMJHL	54	3105	35-16-0	136	7	2.63	1,612	1,476	.916	16	971	46	0	2.84	10-6
2010-11	Bridgeport	AHL	15	903	10-5-0	33	2	2.19	449	416	.932	-	-	-	-	-	-
	NY ISLANDERS	NHL	10	491	4-2-1	20	0	2.44	262	242	.924	-	-	-	-	-	-
2011-12	Bridgeport	AHL	49	1423	26-18-4	137	3	2.79	1,560	1423	.912	3	194	10	0	3.09	0-3
	NY ISLANDERS	NHL	6	296	2-4-0	15	0	3.04	162	147	.907	-	-	-	-	-	-
2012-13	Bridgeport	AHL	32	1,824	15-14-3	98	1	3.22	1,018	920	.904	-	-	-	-	-	-
	NY ISLANDERS	NHL	5	258	1-3-0	13	0	3.02	122	109	.893	2	52	1	0	1.14	0-0
2013-14	NY ISLANDERS	NHL	28	1,625	11-16-1	89	0	3.29	820	731	.891	-	-	-	-	-	-
	Bridgeport	AHL	15	904	2-12-1	40	0	2.65	444	404	.910	-	-	-	-	-	-
	NYI TOTALS		49	2,671	18-25-2	89	0	3.08	1,366	1,229	.900	2	52	1	0	1.14	0-0
	NHL TOTALS		49	2,671	18-25-2	89	0	3.08	1,366	1,229	.900	2	52	1	0	1.14	0-0

MANAGEMENT


60 KEVIN POULIN

IN THE SYSTEM

2012 NHL ENTRY DRAFT

SOUND TIGERS

YEAR IN REVIEW



37 | BRIAN STRAIT | DEFENSEMAN

SHOOTS: LEFT **HEIGHT:** 6-1 **WEIGHT:** 205 **BIRTHDAY:** 1.4.1988 **BIRTHPLACE:** WALTHAM, MA

ISLANDERS TRANSACTIONS:

Claimed off from the Pittsburgh Penguins on Jan. 18, 2013. Agreed to a three-year extension on January 31, 2013.

TRANSACTIONS:

Selected by the Pittsburgh Penguins in the third round (65th overall) of the 2006 NHL Draft.

LAST SEASON:

Scored nine points (3g/6a) in 47 games during an injury-shortened season, his second with the Islanders...Established career highs in games, goals, assists, points and penalty minutes (14)...Missed 23 games with an upper body injury from Oct. 24 - Dec. 10 (Placed on IR on Nov. 4)...Activated off IR and recorded two assists in his return from injury on Dec. 12 at Phoenix...Recorded his first NHL regular season goal on Dec. 20 at NY Rangers...Scored a goal with and assist on Jan. 18 at Philadelphia...Suffered a broken hand on Mar. 18 vs. Minnesota and missed the final 12 games of the season.

CAREER:

2012-13: Was limited to 19 games due to injury during his first season with the Islanders and fourth professional campaign...Recorded four assists...Was one of six Islanders to finish with a "plus" rating (+4)...Scored his first point (assist) as an Islander on Feb. 5 vs. Pittsburgh...Recorded his first career two-point game on Feb. 9 vs. Buffalo...Suffered a left ankle fracture on Feb. 18 vs. Philadelphia and was placed on injured reserve...Activated off injured reserve on Apr. 15 after missing 27 games and returned to the lineup on Apr. 20...Played the final four games of the regular season...Appeared in 26 games with the Wilkes-Barre/Scranton Penguins (American Hockey League) during the NHL lockout. **2011-12:** Played nine games with the Pittsburgh Penguins and 41 AHL games with Wilkes-Barre/Scranton during his third professional season...Recorded his first NHL point (1a) on Mar. 27 vs. NY Islanders...With Wilkes-Barre/Scranton, recorded 16 points (4g/12a)...Had three-game point streaks from Oct. 13-15 (1g/3a) and Jan. 21-25 (1g/2a)...Had multi-point games on Oct. 14 vs. Springfield (2a) and Mar. 25 vs. Springfield (1g/1a)...Added one assist in two Calder Cup Playoff games. **2010-11:** Scored 10 points (2g/8a) in 75 games with Wilkes-Barre/Scranton (AHL) in his second professional season...Also appeared in his first three NHL games with Pittsburgh, making his NHL debut on Feb. 21 vs. Washington...With Wilkes-Barre/Scranton, recorded four points (1g/3a) in 12 Calder Cup Playoff Games. **2009-10:** Appeared in 78 games as a rookie with Wilkes-Barre/Scranton (AHL), recording 14 points (2g/12a) and 73 penalty minutes...Led the team with a plus-22 rating...Scored his first AHL goal on Nov. 11 vs. Portland.

NHL PLAYOFFS:

2013: Played in all six games in the Islanders Eastern Conference Quarterfinals against Pittsburgh...Scored his first NHL Playoff goal on May 7 in Game 4 vs. Pittsburgh (Fleury). **2012:** Made his Stanley Cup Playoffs debut with Pittsburgh, appearing in three games and recording a plus-3 rating as the Penguins fell in six games to Philadelphia in the Eastern Conference Quarterfinals.

INTERNATIONAL:

Captained the United States to a gold medal at the 2006 Under-18 World Junior Championships...Also represented the U.S. at the 2008 World Junior Championships...Spent two seasons (2004-05 - 2005-06) with the U.S. National Development Program.

COLLEGE:

2008-09: Won an NCAA National Championship as a junior at Boston University (Hockey East)...Recorded seven points (2g/5a) in 38 games. **2007-08:** Scored 10 points (0g/10a) in 37 games as a sophomore at Boston University...Named runner-up for Hockey East Best Defenseman. **2006-07:** Registered six points (3g/3a) during his freshman year at Boston University.

MILESTONES:

1st NHL Game: 2/21/11 vs. WSH
1st NHL Goal: 12/20/13 at NYR
1st NHL Assist/Point: 3/27/12 vs. NYI

SINGLE GAME HIGHS:

Goals: 1 (three times) Last: 1/18/14 at PHI
Assists: 2 (twice) Last: 12/12/13 at PHX
Points: 2 (three times) Last: 1/18/14 vs. PHI
PIM: 4 (twice) Last: 3/2/14 vs. FLA
+/-: +3 1/24/13 at TOR
TOI: 23:37 1/20/14 vs. PHI

STRAIT VERSUS NHL:

	GP	G	A	PTS	PIM
ANA	1	0	0	0	0
ARI	3	0	2	2	2
BOS	3	0	0	0	2
BUF	5	0	2	2	4
CGY	2	0	0	0	0
CAR	5	0	0	0	0
CHI	2	0	0	0	0
COL	2	0	1	1	0
CBJ	1	0	0	0	0
DAL	2	1	0	1	0
DET	1	0	0	0	0
EDM	2	0	1	1	0
FLA	3	0	0	0	4
LAK	0	0	0	0	0
MIN	3	0	0	0	0
MTL	1	0	0	0	0
NSH	1	0	1	1	0
NJD	7	0	0	0	2
NYI	2	0	1	1	2
NYR	7	1	1	2	2
OTT	0	0	0	0	0
PHI	5	1	1	2	2
PIT	3	0	1	1	2
SJS	1	0	0	0	0
STL	1	0	0	0	0
TBL	3	0	0	0	2
TOR	5	0	0	0	2
VAN	2	0	0	0	2
WSH	2	0	0	0	0
WPG	3	0	0	0	0

37 | BRIAN STRAIT | DEFENSEMAN

CAREER STATISTICS:

SEASON	REGULAR SEASON											PLAYOFFS					
	CLUB	LEA	GP	G	A	PTS	PIM	PP	SH	GW	+/-	GP	G	A	PTS	PIM	+/-
2003-04	Northfield Mt. Hermon	MA-HS	30	5	15	20	-	-	-	-	-	-	-	-	-	-	-
2004-05	U.S. Nat'l Team Dev.	U-17	18	1	5	6	8	-	-	-	-	-	-	-	-	-	-
	U.S. Nat'l Team Dev.	NAHL	42	4	8	12	42	0	0	0	E	10	0	2	2	2	E
2005-06	U.S. Nat'l Team Dev.	U-18	40	2	7	9	31	-	-	-	-	-	-	-	-	-	-
	U.S. Nat'l Team Dev.	NAHL	15	0	5	5	41	0	0	0	-	-	-	-	-	-	-
	United States	WJC-18	6	0	0	0	4	-	-	-	-	-	-	-	-	-	-
2006-07	Boston University	H-EAST	36	3	3	6	47	-	-	-	-	-	-	-	-	-	-
2007-08	Boston University	H-EAST	37	0	10	10	20	-	-	-	-	-	-	-	-	-	-
	United States	WJC	6	0	0	0	6	-	-	-	-	-	-	-	-	-	-
2008-09	Boston University	H-EAST	38	2	5	7	67	-	-	-	-	-	-	-	-	-	-
2009-10	Wilkes-Barre/Scranton	AHL	78	2	12	14	73	0	0	0	+22	4	0	1	1	0	-2
2010-11	PITTSBURGH	NHL	3	0	0	0	0	0	0	0	-1	-	-	-	-	-	-
	Wilkes-Barre/Scranton	AHL	75	2	8	10	49	0	0	0	+22	12	1	3	4	10	+3
2011-12	PITTSBURGH	NHL	9	0	1	1	4	0	0	0	-2	3	0	0	0	0	+3
	Wilkes-Barre/Scranton	AHL	41	4	12	16	26	0	1	3	+7	2	0	1	1	0	E
2012-13	Wilkes-Barre/Scranton	AHL	26	0	0	0	34	0	0	0	-6	-	-	-	-	-	-
	NY ISLANDERS	NHL	19	0	4	4	10	0	0	0	+4	6	1	0	1	12	+1
2013-14	NY ISLANDERS	NHL	47	3	6	9	14	0	0	0	-14	-	-	-	-	-	-
	NY ISLANDERS TOTALS		66	3	10	13	24	0	0	0	-10	6	1	0	1	12	+1
	NHL TOTALS		78	3	11	14	28	0	0	0	-13	9	1	0	1	12	+4

MANAGEMENT

37 BRIAN STRAIT

IN THE SYSTEM

2012 NHL ENTRY DRAFT

SOUND TIGERS

YEAR IN REVIEW



18 | RYAN STROME | CENTER

SHOOTS: RIGHT **HEIGHT:** 6-1 **WEIGHT:** 188 **BIRTHDAY:** 7.11.1993 **BIRTHPLACE:** MISSISSAUGA, ON

ISLANDERS TRANSACTIONS:

Selected by the Islanders in the first round (fifth overall) of the 2011 National Hockey League Draft. Agreed to a three-year, Entry-Level Contract on October 4, 2011.

LAST SEASON:

Split his first professional season between the Islanders and the Bridgeport Sound Tigers of the American Hockey League...Led the Sound Tigers with 49 points (13g/36a) despite playing just 37 AHL games...Finished seventh among AHL rookies in points...Named CCM/AHL Rookie of the Month for November and named CCM/AHL Player of the Week in consecutive weeks, becoming the third AHL player in the last 20 years to earn the honor consecutively (Blake Geoffrion, 2011; Jim Carey, 1994)...Recalled from loan on Dec. 11. Was leading the AHL in scoring at the time with 33 points (9g/24a) in 23 games...Scored 18 points (7g/11a), including seven power-play points (4g/3a), in 37 NHL games...The Islanders went 21-11-5 when he played...Made his NHL debut on Dec. 14 vs. Montreal...Recorded his first NHL point (assist) on Dec. 20 at NY Rangers...Scored his first NHL goal on Jan. 6 vs. Dallas...Returned to Bridgeport on Jan. 15 after scoring four points (1g/3a) in 15 games...Represented the Sound Tigers at the 2014 AHL All-Star Weekend in St. John's, NL, winning the accuracy shooting event in the Skills Competition and scoring twice in the game...Recalled under emergency conditions on Feb. 24...Had his first multi-point game (2a) and went plus-4 on Mar. 25 at Carolina.

INTERNATIONAL:

Represented Canada at two World Junior Championships (2012 - Calgary & Edmonton; 2013 - Ufa, Russia), winning bronze in 2012...Represented Canada at the 2013 Canada-Russia Challenge, scoring four points (2g/2a) in four games, including the overtime tournament winner...Won a silver medal with Team Ontario at the 2010 Under-17 World Hockey Challenge in Timmins, Ontario.

JUNIOR:

2012-13: Led the Niagara IceDogs in scoring with 94 points (34g/60a) in 53 games during his fourth and final season in the Ontario Hockey League...Led Niagara in assists and plus-minus rating (+43), establishing career highs in each category...Added three points (2g/1a) in five OHL Playoff games...Following the conclusion of his junior season, signed an amateur tryout contract with the Bridgeport Sound Tigers (AHL) and posted seven points (2g/5a) in 10 games...Scored on his first shot in his professional debut, and also added an assist on Apr. 2 at Worcester...Recorded two assists on Apr. 4 vs. Worcester. **2011-12:** Scored 68 points (30g/38a) in 46 games with Niagara during his third season in the OHL...Finished third on the team in goals, despite playing in just 46 of the team's 68 games...Posted the highest points-per-game on the team (1.48)...Finished second on the team with a career-best plus-37 rating...Added 23 points (7g/16a) in 20 postseason games, leading Niagara to the OHL finals...Tied for second on the team in playoff scoring...Remained on the Islanders roster and was a healthy scratch for the first two games of the season, missing seven OHL games before being returned to Niagara on Oct. 13...Finished second on Team Canada with nine points (3g/6a) and a plus-9 rating in six games...Suffered facial fractures on Jan. 14 at Barrie and missed nine games, returning on Feb. 9 vs. Mississauga. **2010-11:** Finished third in Ontario Hockey League scoring and led Niagara with 106 points (33g/73a) in 65 games during his second OHL season...Helped lead Niagara to a franchise-best 45 wins and 96 points...Voted Most Improved Player and Best Playmaker in the OHL Eastern Conference Coaches Poll...Posted 1.63 points-per-game, finishing first among OHL forwards...Ranked fourth on the team with a plus-28 rating...Added 12 points (6g/6a) in 14 playoff games...Named to the OHL Second All-Star Team...Posted 35 multi-point games, including a pair of four-point efforts (3g/1a on Oct. 13 at Belleville and 4a on Mar. 19 vs. Kingston)...Had a goal in six straight playoff games from Apr. 7-15. **2009-10:** Split his first OHL season between the Barrie Colts and Niagara...Scored 14 points (5g/9a) in 34 games with Barrie, before being traded to Niagara in exchange for Alex Pietrangolo on Jan. 9...Posted 13 points (3g/10a) in 27 games with Niagara and added three assists in five playoff games...Drafted by Barrie in the first round (eighth overall) of the OHL Priority Selection.

MILESTONES:

1st NHL Game: 12/14/13 vs. MTL
1st NHL Assist/Point: 12/20/13 at NYR
1st NHL Goal: 1/6/14 vs. DAL

SINGLE GAME HIGHS:

Goals: 1 (seven times) Last: 4/11/14 at NJ
Assists: 2 (twice) Last: 4/2/14 at OTT
Points: 2 (twice) Last: 4/2/14 at OTT
PIM: 2 (four times) Last: 4/5/14 v. WSH
+/-: +4 3/25/14 at CAR
TOI: 21:05 3/29/14 vs. NJ

STROME VERSUS NHL:

	GP	G	A	PTS	PIM
ANA	1	0	0	0	0
ARI	0	0	0	0	0
BOS	1	0	0	0	0
BUF	2	1	0	1	0
CGY	1	0	1	1	0
CAR	2	0	3	3	0
CHI	1	0	0	0	0
COL	1	0	0	0	0
CBJ	2	0	0	0	0
DAL	2	1	0	1	0
DET	1	0	0	0	0
EDM	1	0	0	0	0
FLA	3	1	1	2	0
LAK	0	0	0	0	0
MIN	2	0	1	1	0
MTL	2	1	0	1	0
NSH	0	0	0	0	0
NJD	4	1	0	1	0
NYI	-	-	-	-	-
NYR	1	0	1	1	2
OTT	2	0	2	2	2
PHI	0	0	0	0	0
PIT	0	0	0	0	0
SJS	1	0	0	0	0
STL	0	0	0	0	0
TBL	2	1	0	1	0
TOR	2	0	1	1	0
VAN	1	1	0	1	0
WSH	1	0	0	0	2
WPG	1	0	1	1	2

18 | RYAN STROME | CENTER

CAREER STATISTICS:

	REGULAR SEASON											PLAYOFFS						
SEASON	CLUB	LEA	GP	G	A	PTS	PIM	PP	SH	GW	+/-	GP	G	A	PTS	PIM	+/-	
2008-09	Toronto	GTHL	76	41	63	104	86	-	-	-	-	-	-	-	-	-	-	
2009-10	Barrie	OHL	34	5	9	14	35	2	0	-	+7	-	-	-	-	-	-	
	Niagara	OHL	27	3	10	13	26	3	0	-	-9	5	0	3	3	0	-1	
2010-11	Niagara	OHL	65	33	73	106	82	9	2	-	+28	14	6	6	12	19	-4	
2011-12	Niagara	OHL	46	30	38	68	47	9	1	-	+37	20	7	16	23	31	-3	
	Canada	WJC	6	3	6	9	8	1	0	0	+9	-	-	-	-	-	-	
2012-13	Niagara	OHL	53	34	60	94	59	5	2	-	+43	5	2	1	3	8	-4	
	Bridgeport	AHL	10	2	5	7	4	0	0	0	-1	-	-	-	-	-	-	
2013-14	Canada	WJC	6	4	2	6	10	-	-	-	-	-	-	-	-	-	-	
	Bridgeport	AHL	37	13	36	49	41	2	0	2	+16	-	-	-	-	-	-	
	NY ISLANDERS	NHL	37	7	11	18	8	4	0	1	-1	-	-	-	-	-	-	
	NY ISLANDERS TOTALS		37	7	11	18	8	4	0	1	-1	-	-	-	-	-	-	
	NHL TOTALS		37	7	11	18	8	4	0	1	-1	-	-	-	-	-	-	

MANAGEMENT


18 RYAN STROME

IN THE SYSTEM

2012 NHL ENTRY DRAFT

SOUND TIGERS

YEAR IN REVIEW



91 | JOHN TAVARES | CENTER

SHOOTS: LEFT HEIGHT: 6-1 WEIGHT: 205 BIRTHDAY: 9.20.1990 BIRTHPLACE: OAKVILLE, ON

ISLANDERS TRANSACTIONS:

Selected by the Islanders in the first round (first overall) of the 2009 National Hockey League Draft. Agreed a three-year, entry-level contract on July 15, 2009. Agreed to a six-year extension on September 16, 2011.

LAST SEASON:

Scored 66 points (24g/42a) in 59 games during an injury-shortened, fifth season with the Islanders and his first season as captain... Despite missing the final 22 games of the season due to an MCL tear suffered at the Winter Olympic Games, tied for first on the team in assists, finished second in points and third in goals... His 1.12 points-per-game were the fourth-best mark in the league... Led the club in power-play points (25), power-play goals (5) and game-winning goals (4)... Led Islanders forwards in average time-on-ice (21:140, placing third overall on the team and fourth among NHL forwards... Had 16 multi-point games... Earned Star of the Game honors a team-high 16 times, including a team-high six First Star nods... Named the 14th Captain in Islanders history on Sep. 9... Recorded the 20th multi-goal game of his career (2g/0a) on Oct. 8 vs. Phoenix... Had a 10-game point streak (4g/8a) from Oct. 5-26, including a six-game assist streak from Oct. 15-26... Appeared in his 300th NHL game on Oct. 22 vs. Vancouver... Had a three-game goal streak (3g) from Nov. 1-5... Missed his first game since Oct. 16, 2010 on Dec. 28 vs. NJ. He'd played 246 straight games, marking the fifth-longest consecutive game streak in Islander history... Had a four-point game (2g/2a) on Dec. 31 at Boston... Recorded his second career five-point game (3g/2a), including his fifth career hat trick and his 300th NHL point, on Jan. 6 vs. Dallas... Recorded points in seven straight games (7g/9a) from Dec. 23 - Jan. 7... Recorded a five point game (3g/2a) and registered his 300th NHL point on Jan. 6 vs. Dallas... Had three assists on Jan. 7 at Toronto... Named the NHL's First Star of the Week on Jan. 13 (4g/6a in 4GP)... Had three assists on Jan. 21 at NY Rangers... Suffered a season-ending knee injury at the Winter Olympic Games in Sochi on Feb. 19 vs. Latvia. Prior to the injury, Tavares was third in the NHL scoring race.

CAREER:

2012-13: Led the Islanders in points for the fourth-straight season, notching 47 points (28g/19a) in 48 games... Finished third in the league in goals, first in even-strength goals (19), second in division goals (12) and away goals (15), third in power-play goals (9) and sixth in game-winning goals (5), home goals (13) and outside-division goals (16)... Named one of three finalists for the Hart Trophy, awarded annually to the league's most valuable player... Was one of eight Islanders to appear in all 48 games... Posted 13 multi-point games, including three, three-point efforts and a four-point game... Had a three-game goal streak (4g) and point streak (4g/3a) from Jan. 27-31... Had a five-game goal streak (7g/2a) from Feb. 7-16... Recorded his fourth-career hat trick (3g/1a) on Feb. 16 vs. New Jersey... Named the NHL's First Star of the Week for the period ending Feb. 17 (5g/2a in 3GP)... Scored his 100th career goal on Mar. 9 vs. Washington... Had a five-game point streak (4g/1a) from March 21-28... Finished the season having appeared in 207 consecutive games, the longest active streak on the team... Appeared in 28 games with SC Bern in Switzerland during the NHL lockout, recording 42 points (17g/25a). **2011-12:** Led the Islanders in scoring for the third consecutive season and tied for seventh in the NHL with 81 points (31g/50a) in 82 games during his third professional campaign... Established career highs in goals, assists, points and games played... Served as an assistant captain... Registered a point on 41.3% of all Islanders goals (81-of-196)... Became the fourth player in Islanders history to score at least 73 points in a season at age 21 or younger (Bossy, Trotter, Potvin)... Was the first Islander to score at least 70 points in a season since 2001-02 (Yashin) and the first with 50 assists since 1993-94 (Turgeon)... Led the team with eight game-winning goals, tying for seventh in the league... Was one of four Islanders to appear in all 82 contests (Moulson, Nielsen, Streit)... Posted 20 multi-point games, including three four-point efforts and six three-point contests... Led the team in power-play scoring with 25 points (7g/18a)... Finished second in the NHL in takeaways (99) and outside-division points (66), fourth in the league in team faceoffs taken (34.7%), fifth in the league in home goals (23), sixth in faceoffs won (814) and home points (45) and tied for seventh in the NHL in even-strength points (56)... Led the Islanders in Three Stars of the Game honors with 24 selections, including 12 first-star honors... Recorded a four-point game (1st) on Oct. 13 vs. Tampa Bay... Posted his second-straight four-point game, including his third-career hat trick on Oct. 15 vs. NY Rangers... Named the NHL's Second Star of the week on Oct. 17... Had a team season-high 12-game point streak (8g/13a) from Dec. 29 - Jan. 21, including a six-game assist streak (9a) from Dec. 29 - Jan. 10... Appeared in his 200th career NHL game on Jan. 7 at Phoenix... Played in his first career NHL All-Star Game on Jan. 29 in Ottawa... Named the NHL's First Star of the Month for January... Recorded his 100th career assist on Feb. 9 vs. Montreal... Reached the 30-goal mark for the first time on Mar. 13 vs. Washington... Scored his 200th career point on Apr. 3 at New Jersey. **2010-11:** Led the Islanders in scoring for the second-straight season with a career-high 67 points (29g/38a)... Led the team in assists and ranked third in goals... Posted a team-high four game-winning goals and tied for first in the NHL with three overtime goals... Co-led the team with nine power-play goals... Finished fifth in the league with 75 takeaways... Had a team-high 17 multi-point games... Suffered a concussion in the Islanders season-opener on Oct. 9 vs. Dallas and missed three games... Scored his first goal of the season in his first game back on Oct. 16 vs. Colorado to kick off a five-game point streak through Oct. 27 (6g/2a)... Scored the first overtime goal of his career on Oct. 18 at Toronto... Scored his first-career hat trick on Oct. 23 at Florida... Played in his 100th NHL/Islanders game on Nov. 24 vs. Columbus... Had a six-game point streak from Dec. 16-27 (2g/5a)... Scored his second overtime winner of the season and added an assist on Dec. 22 vs. Tampa Bay... Recorded consecutive three-point nights on Dec. 31 at Detroit (1g/2a) and Jan. 3 at Calgary (2g/1a)... Scored his third overtime winner of the season on Jan. 8 at Colorado... Scored a "natural hat trick" on Jan 15 vs. Buffalo... Had points in five straight games from Feb. 5-13 (3g/6a)... Had a four-point game (1g/3a) including his 20th goal on Feb. 11 vs. Pittsburgh... Scored his 100th point on Feb. 13 at Buffalo... Had a three-point night (1g/2a) on Apr. 9 at Philadelphia. **2009-10:** Led the Islanders in scoring and ranked second among NHL rookies with 54 points (24g/30a)... Ranked third among rookies in assists and tied for the league lead among rookies in goals... Became the first rookie to lead the Islanders outright in scoring since Denis Potvin in 1973-74 (Trent Hunter tied for the team lead in points in 2003-04). His 54 points were the most for an Islanders rookie since 1988-89 (D. Volek, 59)... Led the team and all NHL rookies with 11 power-play goals and 25 power-play points. Became the first Islander since Jason Blake (14) and Mike Sillinger (11) in 2006-07 to record 11 power-play goals in a season... Scored his first NHL point/assist and goal in his NHL debut on Oct. 3 vs. Pittsburgh... Became the 18th Islander to score a goal

MILESTONES:

1st NHL Game:	10/3/09 vs. PIT
1st NHL Goal:	10/3/09 vs. PIT (Fleury)
1st NHL Assist/Point:	10/3/09 vs. PIT
100th NHL Game:	11/24/10 vs. CBJ
100th Point:	2/13/11 at BUF
200th NHL Game:	1/7/12 at PHX
100th Assist:	2/9/12 vs. MTL
200th Point:	4/3/12 at NJ
100th Goal:	3/9/13 vs. WSH
300th Point:	1/6/14 vs. DAL

SINGLE GAME HIGHS:

Goals	3 (five times)	Last: 1/6/14 vs. DAL
Assists	3 (seven times)	Last: 1/21/14 at NYR
Points	5 (twice)	Last: 1/6/14 vs. DAL
PIM	12	10/29/13 vs. NYR
+/-	+4 (four times)	Last: 1/14/12 vs. BUF
TOI	26:46	4/11/10 vs. PIT

CAREER HAT TRICKS:

3g/0a	1/15/11 vs. BUF
3g/0a	10/23/10 at FLA
3g/1a	10/15/11 vs. NYR
3g/1a	2/16/13 vs. NJ
3g/2a	1/6/14 vs. DAL

TAVARES VERSUS NHL:

	GP	G	A	PTS	PIM
ANA	6	2	4	6	2
ARI	5	3	3	6	2
BOS	18	8	9	17	6
BUF	16	8	8	16	8
CGY	4	3	3	6	0
CAR	18	13	9	22	12
CHI	6	0	4	4	0
COL	6	3	0	3	0
CBJ	6	1	4	5	2
DAL	6	4	6	10	0
DET	6	3	6	9	0
EDM	4	3	2	5	0
FLA	16	6	5	11	2
LAK	7	0	3	3	4
MIN	5	1	1	2	2
MTL	17	5	8	13	12
NSH	5	3	1	4	0
NJD	24	9	6	15	6
NYI	-	-	-	-	-
NYR	26	8	16	24	26
OTT	16	3	6	9	14
PHI	26	12	9	21	10
PIT	26	6	12	18	10
SJS	4	1	4	5	2
STL	6	1	2	3	4
TBL	17	6	12	18	16
TOR	17	8	11	19	6
VAN	4	3	5	8	0
WSH	17	8	7	15	2
WPG	16	5	13	18	11

91 | JOHN TAVARES | CENTER

in his NHL debut...Recorded his first NHL penalty minutes on Oct. 17 vs. San Jose...Recorded his first two-goal game on Nov. 13 at Carolina...Scored five consecutive Islanders goals from Dec. 4-9, tying the club record for most consecutive goals by one player [Bryan Trottier scored five consecutive goals in one game (2/13/82 vs. Philadelphia) and Mariusz Czerkawski equaled the mark over a three-game period (Mar. 28 - Apr. 1, 1998)]...Recorded a career-best five points (2g/3a) on Mar. 16 at Vancouver, tying an Islanders rookie record.

NHL PLAYOFFS:

2013: Made his Stanley Cup Playoffs debut, co-leading the Islanders in goals (3) and points (5) in six games of the club's Eastern Conference Quarterfinals against Pittsburgh.

INTERNATIONAL:

Represented Canada at three World Championships (2012 - Finland and Sweden; 2011 - Slovakia; 2010 - Germany), scoring a point-per-game or better in each tournament. Scored nine points (4g/5a) in eight games in 2012, nine points (5g/4a) in seven games in 2011 and seven goals in seven games in 2010. Suffered a foot injury in 2010...Also played for Team Canada at two World Junior Championships (2009 - Ottawa; 2008 - Czech Republic), winning a gold medal at each tournament. Named tournament MVP in 2009 with 15 points (8g/7a). Totaled 20 career WJC points (12g/8a). His 12 goals tied Eric Lindros and Jeff Carter for most goals in a career by a Canadian at the WJC...Appeared in one Under-18 World Junior Championship (2007 - Finland), scoring five points (2g/3a) in seven games.

JUNIOR:

2008-09: Led the Ontario Hockey League in regular-season scoring with 58 goals and 46 assists for 104 points in 56 games...His mark of 58 goals led the league...Played for London in their playoff run and finished tied for ninth in OHL playoff scoring with 21 points (10g/11a) in 14 games...Set a new OHL goal-scoring record, surpassing Peter Lee's 33-year-old mark with his 214th goal on Mar. 8...Finished his junior career with a total of 433 career points (215g/218a, 433 points) in 247 games...Ranked as the top prospect for the 2009 NHL Draft by both NHL Central Scouting and International Scouting Services. **2007-08:** Named the Canadian Hockey League and OHL Player of the Year after posting 118 points (40g/78a) in 59 games. **2006-07:** Was named the 2007 CHL Player of the Year after breaking the OHL record for goals in a season with 72 (Wayne Gretzky, 70)...Named the OHL Player of the Year. **2005-06:** Became the first overall pick in the 2005 OHL Draft after the league adjusted the age entry requirement to allow him to be drafted...Made his OHL debut as a 15-year-old, after receiving 'exceptional player' status and was tabbed as the CHL Rookie of the Year in 2006.

CAREER STATISTICS:

SEASON	CLUB	REGULAR SEASON										PLAYOFFS					
		LEA	GP	G	A	PTS	PIM	PP	SH	GW	+/-	GP	G	A	PTS	PIM	+/-
2005-06	Oshawa	OHL	65	45	32	77	72	-	-	-	-13	-	-	-	-	-	-
2006-07	Oshawa	OHL	67	72	62	134	60	-	-	-	+25	9	7	12	19	6	-4
	Canada	WJC-18	7	2	3	5	4	1	0	1	+4	-	-	-	-	-	-
2007-08	Oshawa	OHL	59	40	78	118	69	-	-	-	+22	15	3	13	16	20	+3
	Canada	WJC	7	4	1	5	2	3	0	0	E	-	-	-	-	-	-
2008-09	Oshawa	OHL	32	26	28	54	32	-	-	-	+5	-	-	-	-	-	-
	London	OHL	24	32	18	50	22	-	-	-	+5	14	10	11	21	8	-2
	Canada	WJC	6	8	7	15	0	5	0	0	+7	-	-	-	-	-	-
2009-10	NY ISLANDERS	NHL	82	24	30	54	22	11	0	2	-15	-	-	-	-	-	-
	Canada	WC	7	7	0	7	6	3	0	0	+2	-	-	-	-	-	-
2010-11	NY ISLANDERS	NHL	79	29	38	67	53	9	0	4	-16	-	-	-	-	-	-
	Canada	WC	7	5	4	9	12	0	0	0	+6	-	-	-	-	-	-
2011-12	NY ISLANDERS	NHL	82	31	50	81	26	7	0	8	-6	-	-	-	-	-	-
	Canada	WC	8	4	5	9	12	0	0	0	+4	-	-	-	-	-	-
2012-13	Bern	Swiss	28	17	25	42	28	-	-	-	+16	-	-	-	-	-	-
	NY ISLANDERS	NHL	48	28	19	47	18	9	0	5	-2	6	3	2	5	4	-4
2013-14	NY ISLANDERS	NHL	59	24	42	66	40	8	0	4	-6	-	-	-	-	-	-
	Canada	Olympics	4	0	0	0	4	0	0	0	-	-	-	-	-	-	-
NY ISLANDERS TOTALS			350	136	179	315	159	44	0	23	-45	6	3	2	5	4	-4
NHL TOTALS			350	136	179	315	159	44	0	23	-45	6	3	2	5	4	-4

MANAGEMENT

91 JOHN TAVARES

IN THE SYSTEM

2012 NHL ENTRY DRAFT

SOUND TIGERS

YEAR IN REVIEW



11 | LUBOMIR VISNOVSKY | DEFENSEMAN

SHOOTS: LEFT **HEIGHT:** 5-10 **WEIGHT:** 192 **BIRTHDAY:** 8.11.1976 **BIRTHPLACE:** TOPOLCANY, SLOVAKIA

ISLANDERS TRANSACTIONS:

Acquired from the Anaheim Ducks in exchange for a second-round pick in the 2013 National Hockey League Draft on June 22, 2012. Agreed to a two-year contract extension on March 29, 2013.

CAREER TRANSACTIONS:

Selected by the Los Angeles Kings in the fourth round (118th overall) of the 2000 NHL Entry Draft. Signed as a free agent by Bratislava on September 27, 2004. Traded from Los Angeles to the Edmonton Oilers in exchange for Jarret Stoll and Matt Greene on June 29, 2008. Traded from Edmonton to the Anaheim Ducks in exchange for Ray Whitney and a sixth-round selection in the 2010 Draft on March 3, 2010.

LAST SEASON:

Scored 11 points (3g/8a) in 24 games during an injury-shortened second season with the Islanders...Missed 46 games due to a concussion and 12 due to an upper-body injury...Scored seven power-play points (2g/5a)...Suffered a concussion on Oct. 19 vs. Carolina and was placed on IR Oct. 21...Activated off IR on Jan. 27 after missing 47 games...Scored an overtime goal on Feb. 27 vs. Toronto...Had three multi-point games, including a career high three-assists effort on Mar. 15 vs. Buffalo...Suffered an upper-body injury on Mar. 18 vs. Minnesota and missed the remainder of the season.

CAREER:

2012-13: Finished second among Islanders defensemen with 14 points (3g/11a) in 35 games during his first season with the club...Led the team in plus-minus (+12)...Posted three two-point games, including back-to-back two-assist games on Apr. 18 and 20...Made his Islanders debut on Feb. 9 vs. Buffalo...Recorded his first points as an Islanders (2a) on Feb. 11 vs. Carolina...Had a three-game assist streak (4a) from Feb. 11-16...Was out of the lineup on March 5 and 7 for personal reasons...Appeared in his 800th NHL game on Apr. 11 at Boston...Appeared in 32 games with HC Slovan Bratislava of the Kontinental Hockey League during the NHL lockout, scoring 16 points (6g/10a). **2011-12:** Scored 27 points (6g/21a) in 68 games during his third season with Anaheim and his 11th NHL campaign...Led all Anaheim defensemen in goals and was second among defensemen in points...Finished seventh overall in team scoring...Recorded six multi-point games...Suffered a broken finger on his right hand after blocking a shot on Nov. 11 vs. Vancouver and missed 13 games...Missed the final game of the season with an upper-body injury suffered on Apr. 5 at Edmonton. **2010-11:** Led all NHL defensemen with a career-high 68 points (18g/50a) in 81 games during his 10th NHL season and his first full campaign with Anaheim...Led all NHL defensemen in assists, finished second in goals, tied for second in overtime goals (2) and was third in game-winning goals (4)...Finished second on the team in assists and fifth in points...Posted a career-best plus-18 rating, which ranked second on the team...Appeared in his 700th NHL contest on Apr. 3 vs. Dallas...Had a career-high three-game goal streak (3g/1a) from Mar. 30 - Apr. 3...Tied a career high and set an Anaheim record for goals by a defenseman with 18...Scored 18 points (7g/11a) with a plus-13 rating in March, leading all NHL defensemen in goals and points...Was the first defenseman in Anaheim history to score a hat trick on Mar. 4 vs. Dallas. His four points (3g/1a) marked a career high and his hat trick marked the second of his career...Set a career high and tied the club record with a plus-5 rating on Mar. 9 vs. NY Rangers...Recorded his 300th career assist on Mar. 2 vs. Detroit...Collected his 400th career NHL point (goal) on Feb. 16 vs. Washington...Scored his 99th and 100th career NHL goals on Dec. 31 vs. Philadelphia...Missed one contest due to back spasms on Nov. 27 at Phoenix. **2009-10:** Split the season between the Edmonton Oilers and Anaheim, totaling 45 points (15g/30a) in 73 games...Tied for fourth amongst NHL defensemen in goals and ranked 14th in points...Appeared in his 600th NHL game on Feb. 4 at Minnesota...Missed the final three games of the season with a fractured hand. **2008-09:** Scored 31 points (8g/23a) in 50 games during his eighth NHL season and his first with Edmonton...Made his Oilers debut in his 500th career game on Oct. 12 vs. Colorado...Scored his 300th NHL point (1a) on Dec. 28 vs. Nashville...Missed the final 31 games of the season with a right shoulder injury. **2007-08:** Appeared in all 82 games during his seventh and final season with the Los Angeles Kings, scoring 41 points (8g/33a)...Led all Kings defensemen in scoring for the third consecutive season...Collected his 200th NHL assist on Jan. 29 at Philadelphia. **2006-07:** Scored a career-high 18 goals during his sixth NHL season with Los Angeles...Led team defensemen with 58 points...Ranked fourth amongst NHL defensemen in goals and tied for eighth in points...Selected to the All-Star Game in Dallas and was named the Kings Outstanding Defenseman for the season...Led the team in average time on ice at 24:27...Appeared in his 400th NHL game on Feb. 1 vs. Chicago...Scored his 200th NHL point on Dec. 2 at Anaheim. **2005-06:** Led Los Angeles in scoring with 67 points (17g/50a) in 80 games, becoming the first defenseman in franchise history to do so...Named the Kings MVP and Outstanding Defenseman...Finished fourth among NHL defensemen in scoring and assists...Led Los Angeles with 41 power-play points (10g/31a)...Scored his first-career hat trick on Nov. 2 at Dallas...Recorded his 100th NHL assist on Nov. 11 at Chicago...Appeared in his 300th NHL game on Dec. 14 vs. Washington...Had a career-high nine-game assist streak (1g/11a) from Dec. 10-28. **2004-05:** Played the lockout season in Slovakia with HC Slovan Bratislava, scoring 38 points (13g/25a) 43 games...Added 12 points (2g/10a) in 14 playoff games as Bratislava captured the league championship. **2003-04:** Scored 29 points (8g/21a) in 58 games with Los Angeles in his fourth NHL season...Selected as the Kings' Outstanding Defenseman...Ranked second among club defensemen in scoring...Notched his 100th career NHL point (assist) on Dec. 6 vs. Washington. **2002-03:** Appeared in his third NHL season, scoring 24 points (8g/16a) in 57 contests with Los Angeles...Appeared in his 200th NHL game on Mar. 15 at Carolina...Recorded his first multi-goal game (2g/1a) on Oct. 29 at Atlanta. **2001-02:** Scored 21 points (4g/17a) in 72 games during his second NHL season with Los Angeles...Appeared in his 100th NHL game on Nov. 24 vs. San Jose. **2000-01:** Made his NHL debut with Los Angeles, scoring 39 points (7g/32a) with a plus-16 rating...Named to the NHL's All-Rookie team after leading all rookie defensemen in scoring...Finished fourth overall in NHL rookie scoring...Ranked second in rookie assists and third in plus/minus...Made his NHL debut on Oct. 6 at Washington...Collected his first NHL points (0g/2a) on Oct. 9 at Columbus...Scored his first NHL goal on Oct. 28 at Phoenix (R. Esche).

NHL PLAYOFFS:

2013: Made his fourth career Stanley Cup Playoffs appearance, recording two assists in six games during the Islanders' Eastern Conference Quarterfinals against Pittsburgh. **2011:** Made his third career Stanley Cup Playoff appearance, playing in all six of Anaheim's

MILESTONES:

1st NHL Game:	10/6/00 at WSH
1st NHL Assist/Point:	10/9/00 at CBJ
1st NHL Goal:	10/28/00 at PHX (Esche)
100th NHL Game:	11/24/01 vs. SJS
200th NHL Game:	3/15/03 at CAR
100th NHL Point:	11/19/03 vs. NSH
100th NHL Assist:	11/11/05 at CHI
300th NHL Game:	12/14/05 vs. WSH
200th NHL Point:	12/2/06 at ANA
400th NHL Game:	2/1/07 vs. CHI
200th NHL Assist:	1/29/08 at PHI
500th NHL Game:	10/12/08 vs. COL
300th NHL Point:	12/28/08 vs. NSH
600th NHL Game:	2/4/10 at MIN
100th NHL Goal:	12/31/10 vs. PHI
400th NHL Point:	2/16/11 vs. WSH
300th NHL Assist:	3/2/11 vs. DET
700th NHL Game:	4/3/11 vs. DAL
800th NHL Game:	4/11/13 at BOS

SINGLE GAME HIGHS:

Goals:	3 (twice)	Last: 3/4/11 vs. DAL
Assists:	3 (three times)	Last: 3/15/14 vs. BUF
Points:	4	3/4/11 vs. DAL
PIM:	17	2/12/12 at CBJ
+/-:	+5	3/9/11 vs. NYR
TOI:	34:57	4/2/10 vs. VAN

CAREER HAT TRICKS:

3g/1a	3/4/11 vs. DAL
3g/0a	11/2/05 at DAL

VISNOVSKY VERSUS NHL:

	GP	G	A	PTS	PIM
ANA	44	6	24	30	26
ARI	52	4	29	33	32
BOS	13	4	6	10	10
BUF	15	0	7	7	6
CGY	44	8	19	27	16
CAR	17	0	8	8	16
CHI	39	3	10	13	16
COL	45	7	17	24	16
CBJ	37	8	24	32	31
DAL	57	18	27	45	16
DET	37	5	16	21	16
EDM	39	4	18	22	12
FLA	14	0	6	6	6
LAK	16	1	7	8	6
MIN	35	3	9	12	10
MTL	11	4	3	7	6
NSH	39	6	19	25	16
NJD	13	2	4	6	6
NYI	12	3	2	5	4
NYR	16	4	7	11	4
OTT	14	3	6	9	2
PHI	15	3	3	6	10
PIT	14	1	6	7	4
SJS	55	11	18	29	20
STL	38	4	17	21	12
TBL	10	0	3	3	0
TOR	12	2	6	8	10
VAN	46	3	16	19	20
WSH	17	2	7	9	4
WPG	14	4	8	12	12

11 | LUBOMIR VISNOVSKY | DEFENSEMAN

Conference Quarterfinal games vs. Nashville and recording three assists. **2002:** Appeared in four of Los Angeles' Conference Quarterfinal contests against Colorado, collecting his first career playoff point (1a) in Game Six on Apr. 27. **2001:** Made his postseason debut with Los Angeles, appearing in three Conference Quarterfinal contests against Detroit and five Conference Semifinal games against Colorado.

INTERNATIONAL:

Represented Slovakia at four Winter Olympics (2010 - Vancouver; 2006 - Torino; 2002 - Salt Lake City; 1998 - Nagano), totaling eight points (3g/5a) in 19 games... Was also a member of the Slovakian National Team at the 1996 and 2004 World Cups of Hockey, and at nine World Championships (2011 - Slovakia; 2008 - Halifax & Quebec City; 2005 - Austria; 2003 - Finland; 2002 - Sweden; 2000 - Russia; 1999 - Norway; 1997 - Finland; 1996 - Austria). Won a gold medal in 2002, silver in 2000 and bronze in 2003, when he led defensemen in scoring with 12 points (4g/8a) in nine games... Played in two World Junior Championships (1996, 1995 - B Div.).

JUNIOR:

Played six seasons (1994-2000) with Slovan Bratislava/Slovan Harvard Bratislava prior to starting his NHL career... Scored 140 points (67g/73a) in 243 career games.

CAREER STATISTICS:

SEASON	CLUB	LEA	REGULAR SEASON								PLAYOFFS						
			GP	G	A	PTS	PIM	PP	SH	GW	+/-	GP	G	A	PTS	PIM	+/-
1994-95	Slovan Bratislava	Slovak	36	11	12	23	10	-	-	-	-	9	1	3	4	2	-
	Slovakia	WJC-B	7	1	6	7	4	-	-	-	-	-	-	-	-	-	-
1995-96	Harvard Bratislava	Slovak	35	8	6	14	22	-	-	-	-	13	1	5	6	2	-
	Slovakia	WC	5	0	1	1	4	-	-	-	-	-	-	-	-	-	-
	Slovakia	WJC	6	1	5	6	4	-	-	-	-	-	-	-	-	-	-
1996-97	Harvard Bratislava	Slovak	44	11	12	23	-	-	-	-	-	2	0	1	1	-	-
	Bratislava	EuroHL	6	3	1	4	2	-	-	-	-	2	0	0	0	6	-
	Slovakia	W-Cup	1	0	0	0	0	-	-	-	-	-	-	-	-	-	-
	Slovakia	WC	8	0	1	1	4	-	-	-	-	-	-	-	-	-	-
1997-98	Harvard Bratislava	Slovak	36	7	9	16	16	-	-	-	-	11	2	4	6	8	-
	Bratislava	EuroHL	6	1	0	1	4	-	-	-	-	-	-	-	-	-	-
	Slovakia	OLY	3	0	0	0	2	-	-	-	-	-	-	-	-	-	-
1998-99	Harvard Bratislava	Slovak	40	9	10	19	31	-	-	-	-	10	5	5	10	0	-
	Bratislava	EuroHL	6	0	3	3	4	-	-	-	-	-	-	-	-	-	-
	Slovakia	WC	6	0	2	2	6	-	-	-	-	-	-	-	-	-	-
1999-00	Harvard Bratislava	Slovak	52	21	24	45	38	-	-	-	-	-	-	-	-	-	-
	Slovakia	WC	9	0	6	6	2	-	-	-	+3	-	-	-	-	-	-
2000-01	LOS ANGELES	NHL	81	7	32	39	36	3	0	3	+16	8	0	0	0	0	-1
2001-02	LOS ANGELES	NHL	72	4	17	21	13	1	0	2	-5	4	0	1	1	0	1
	Slovakia	OLY	3	1	2	3	0	1	0	0	+4	-	-	-	-	-	-
	Slovakia	WC	5	2	1	3	2	-	-	-	-	-	-	-	-	-	-
2002-03	LOS ANGELES	NHL	57	8	16	24	28	1	0	1	+2	-	-	-	-	-	-
	Slovakia	WC	9	4	8	12	2	-	-	-	-	-	-	-	-	-	-
2003-04	LOS ANGELES	NHL	58	8	21	29	26	5	0	0	+8	-	-	-	-	-	-
2004-05	Slovan Bratislava	Slovak	43	13	25	38	40	-	-	-	+27	14	2	10	12	10	+10
	Slovakia	W-Cup	4	0	0	0	6	-	-	-5	-	-	-	-	-	-	-
	Slovakia	WC	7	2	6	8	0	-	-	-	-	-	-	-	-	-	-
2005-06	LOS ANGELES	NHL	80	17	50	67	50	10	0	3	+7	-	-	-	-	-	-
	Slovakia	OLY	6	1	1	2	0	1	0	0	+3	-	-	-	-	-	-
2006-07	LOS ANGELES	NHL	69	18	40	58	26	8	0	0	+1	-	-	-	-	-	-
2007-08	LOS ANGELES	NHL	82	8	33	41	34	3	0	1	-18	-	-	-	-	-	-
	Slovakia	WC	5	2	7	9	0	0	0	0	+5	-	-	-	-	-	-
2008-09	EDMONTON	NHL	50	8	23	31	30	5	0	1	+6	-	-	-	-	-	-
2009-10	EDMONTON	NHL	57	10	22	32	16	4	0	1	-4	-	-	-	-	-	-
	ANAHEIM	NHL	16	5	8	13	4	1	0	1	-6	-	-	-	-	-	-
	Slovakia	OLY	7	2	1	3	0	1	0	0	+1	-	-	-	-	-	-
2010-11	ANAHEIM	NHL	81	18	50	68	24	5	0	4	+18	6	0	3	3	2	-2
	Slovakia	WC	3	0	2	2	0	0	0	0	+1	-	-	-	-	-	-
2011-12	ANAHEIM	NHL	68	6	21	27	47	1	0	1	+7	-	-	-	-	-	-
2012-13	Bratislava	KHL	32	6	10	16	22	-	-	-	+1	-	-	-	-	-	-
	NY ISLANDERS	NHL	35	3	11	14	20	1	0	0	+12	6	0	2	2	2	+2
2013-14	NY ISLANDERS	NHL	24	3	8	11	10	2	0	1	-1	-	-	-	-	-	-
NY ISLANDERS TOTALS			59	6	19	25	30	3	0	1	+11	6	0	2	2	2	+2
NHL TOTALS			830	123	352	475	365	50	0	19	+43	24	0	6	6	4	E

MANAGEMENT

11 LUBOMIR VISNOVSKY

IN THE SYSTEM

2012 NHL ENTRY DRAFT

SOUND TIGERS

YEAR IN REVIEW

YEAR IN REVIEW

SOUND TIGERS

2012 NHL ENTRY DRAFT

IN THE SYSTEM

THE PLAYERS

MANAGEMENT



IN THE SYSTEM



JAKE BISCHOFF | DEFENSEMAN

SHOOTS: LEFT **HEIGHT:** 6-1 **WEIGHT:** 192 **BIRTHDAY:** 7.25.1994 **BIRTHPLACE:** CAMBRIDGE, MN

ISLANDERS TRANSACTIONS: Selected by the Islanders in the seventh round (185th overall) of the 2012 National Hockey League Draft.

LAST SEASON: Scored seven points (3g/4a) in 28 games as a freshman at the University of Minnesota (Big-10)...Tied for third on the team with two game-winning goals, ranked fourth in blocked shots (40) and tied for fifth in plus-minus (+15)...Helped the Golden Gophers advance to the the Men's Division I NCAA tournament finals, falling to Union College in the championship game.

HIGH SCHOOL: **2012-13:** Scored 21 points (8g/13a) in 15 games as a senior at Grand Rapids High School in Minnesota...Named winner of the Reed Larson Award, given annually to the top senior boys high school hockey defenseman in Minnesota...Named a finalist for the 2013 Mr. Hockey Award...Added four assists in two High School playoff games...For the second straight year, played for the Omaha Lancers of the United States Hockey League following the conclusion of his high school season...Recorded two assists in 12 USHL games. **2011-12:** Scored 37 points (11g/26a) in 21 games as a junior at Grand Rapids High School in Minnesota...Finished third on the team and led all defensemen in scoring...Added two assists in one playoff game...Missed games at the start of the season with an injury...Played both defense and forward...Tied for first in "Three-Star Points" during the season...Following the conclusion of his high-school season, played for Omaha of the USHL...Recorded one assist in 10 USHL games. **2010-11:** Scored 25 points (5g/20a) in 24 games as a sophomore at Grand Rapids...Finished second amongst team defensemen in scoring and sixth overall...Added a team-leading six points (6a) in three playoff games.

CAREER STATISTICS:

REGULAR SEASON													PLAYOFFS				
SEASON	CLUB	LEA	GP	G	A	PTS	PIM	PP	SH	GW	+/-	GP	G	A	PTS	PIM	+/-
2010-11	Grand Rapids	MN-HS	24	5	18	23	12	-	-	-	+23	3	0	6	6	2	+2
2011-12	Grand Rapids	MN-HS	24	11	27	38	17	-	-	-	-	1	0	2	2	0	-
	Team North	MHSEL	21	4	7	11	4	-	-	-	-	3	1	1	2	-	-
	Omaha	USHL	10	0	1	1	2	0	0	0	E	-	-	-	-	-	-
2012-13	Grand Rapids	MN-HS	15	8	13	21	4	3	0	0	-	2	0	4	4	0	-
	Omaha	USHL	12	0	2	2	0	0	0	0	-6	-	-	-	-	-	-
2013-14	U. of Minnesota	Big-10	28	3	4	7	8	0	0	2	+15	-	-	-	-	-	-



38 | KYLE BURROUGHS | DEFENSEMAN

SHOOTS: RIGHT **HEIGHT:** 6-0 **WEIGHT:** 198 **BIRTHDAY:** 7.12.1995 **BIRTHPLACE:** VANCOUVER, BC

ISLANDERS TRANSACTIONS: Selected by the Islanders in the seventh round (196th overall) of the 2013 National Hockey League Draft.

LAST SEASON: Established junior career highs in goals (8), assists (32), points (40) and plus-minus (+14) during his third season with the Regina Pats of the Western Hockey League...Finished second among team defensemen in points, goals and assists...Ranked fifth on the team in plus-minus...Recorded six multi-point games, including a four-assist effort on Oct. 11 vs. Vancouver...Recorded one assist in four WHL Playoff games during Regina's first-round series against the Brandon Wheat Kings. Appeared in nine games with the Bridgeport Sound Tigers of the American Hockey League, making his North American professional debut.

CAREER: **2012-13:** Scored 33 points (5g/28a) in 70 games during his second WHL season with Regina...Led Regina defensemen in assists and points...Finished third on the club in penalty minutes (91). **2011-12:** Scored eight points (2g/6a) in 55 games as a rookie with Regina (WHL)...Finished third among team defensemen in plus-minus rating (+7)...Co-led team defensemen in scoring during the WHL Playoffs with two points (1g/1a) in five games...Represented Canada-Pacific at the 2012 World Under-17 Hockey Challenge, netting three points (1g/2a) in five games. **2010-11:** Made his WHL debut, appearing in one game with Regina vs. Saskatoon on Mar. 18.

CAREER STATISTICS:

REGULAR SEASON													PLAYOFFS				
SEASON	CLUB	LEA	GP	G	A	PTS	PIM	PP	SH	GW	+/-	GP	G	A	PTS	PIM	+/-
2010-11	Valley West	BCMLL	36	11	25	36	58	-	-	-	-	-	-	-	-	-	-
	Aldergrove	PIJHL	36	11	25	36	58	-	-	-	-	-	-	-	-	-	-
	Regina	WHL	1	0	0	0	0	0	0	0	E	-	-	-	-	-	-
2011-12	Regina	WHL	55	2	6	8	54	0	0	-	+7	5	1	1	2	0	+2
	Canada Pacific	WHL-17	5	1	2	3	14	-	-	-	-	-	-	-	-	-	-
2012-13	Regina	WHL	70	5	28	33	91	3	0	-	-8	-	-	-	-	-	-
2013-14	Regina	WHL	58	8	32	40	72	0	0	-	+14	4	0	1	1	8	-2
	Bridgeport	AHL	9	0	0	0	2	0	0	0	-6	-	-	-	-	-	-



TAYLOR CAMMARATA | FORWARD

SHOOTS: LEFT **HEIGHT:** 5-7 **WEIGHT:** 156 **BIRTHDAY:** 5.13.1995 **BIRTHPLACE:** MINNEAPOLIS, MN

ISLANDERS TRANSACTIONS: Selected by the Islanders in the third round (76th overall) of the 2013 National Hockey League Draft.

LAST SEASON: Scored 27 points (10g/17a) in 39 games as a freshman at the University of Minnesota (Big-10)...Finished seventh on the team in points and sixth in goals...Scored eight power-play points (3g/5a)...Helped the Golden Gophers advance to the the Men's Division I NCAA tournament finals, falling to Union College in the championship game.

JUNIOR: 2012-13: Led the United States Hockey League in goals (38) and points (93) during his second season with the Waterloo Black Hawks...Finished second in the league in assists (55) and fourth in plus-minus (+39) in 59 games...Named USA Hockey's Junior Player of the Year, USHL Player of the Year and USHL Forward of the Year...Added five points (2g/3a) in five playoff games. **2011-12:** Named the USHL's Rookie of the Year after leading Waterloo in scoring with 69 points (27g/42a)...Finished sixth in the league in points...Also led the club in postseason scoring with 16 points (8g/8a) in 15 games.

CAREER STATISTICS:

CAREER STATISTICS																	
REGULAR SEASON												PLAYOFFS					
SEASON	CLUB	LEA	GP	G	A	PTS	PIM	PP	SH	GW	+/-	GP	G	A	PTS	PIM	+/-
2009-10	Shattuck St. Mary's	Bantam	58	92	78	170	8	-	-	-	-	-	-	-	-	-	-
2010-11	Shattuck St. Mary's	U-16	54	71	68	139	6	-	-	-	-	-	-	-	-	-	-
2011-12	Waterloo	USHL	60	27	42	69	6	5	0	0	+1	15	8	8	16	6	+4
2012-13	Waterloo	USHL	59	38	55	93	49	10	0	5	+39	5	2	3	5	0	-1
2013-14	U. of Minnesota	Big-10	39	10	17	27	6	3	0	2	+6	-	-	-	-	-	-

MANAGEMENT

THE PLAYERS

IN THE SYSTEM

2012 NHL ENTRY DRAFT

SOUND TIGERS

YEAR IN REVIEW



49 | SEBASTIAN COLLBERG | RIGHT WING

SHOOTS: RIGHT **HEIGHT:** 5-11 **WEIGHT:** 181 **BIRTHDAY:** 2.23.1994 **BIRTHPLACE:** MARIESTAD, SWE

ISLANDERS TRANSACTIONS: Acquired by the Islanders in a trade with the Montreal Canadiens, along with Montreal's second-round pick, in exchange for Thomas Vanek on March 5, 2014.


CAREER TRANSACTIONS: Selected by the Montreal Canadiens in the second round (33rd overall) of the 2012 NHL Draft.

LAST SEASON: Scored nine points (3g/6a) in 40 games with Frolunda HC of the Swedish Hockey League...Also appeared in three games with Frolunda's junior club, scoring six points (5g/1a)...Won a silver medal with Sweden at the 2014 World Junior Championships in Malmo, Sweden, scoring six points (1g/5a) in seven games.

CAREER: 2012-13: Spent the majority of the season with Frolunda's top team in the Swedish Hockey League, scoring nine points (6g/3a) in 35 games...Also played with Orebro in Sweden's Allsvenskan league (one tier below SHL), scoring eight points (6g/2a) in 15 games...Made his American Hockey League debut, appearing in two games with the Hamilton Bulldogs at the end of the season on Apr. 19 and 21...Won a silver medal with Sweden at the World Junior Championships in Ufa, Russia, scoring six points (4g/2a). **2011-12:** Appeared in a career-high 41 SHL games with Frolunda...In 21 games with Frolunda's junior club, scored 17 points (9g/8a)...Joined Frolunda's under-18 team for the Allsvenskan playoffs and helped them capture bronze with six points (3g/3a) in four games...Won gold with Sweden at the World Junior Championship (Calgary & Edmonton) and silver at the World Under-18 Junior Championship (Czech Republic). **2010-11:** Scored more points than any other under-17-year-old in Sweden's junior league with Frolunda, netting 44 points (21g/23a) in 35 games...Won gold medals with Frolunda's junior team (SuperElit) and under-18 team (Allsvenskan).

CAREER STATISTICS:

SEASON	REGULAR SEASON											PLAYOFFS						
	CLUB	LEA	GP	G	A	PTS	PIM	PP	SH	GW	+/-	GP	G	A	PTS	PIM	+/-	
2008-09	Mariestad BoIS	SWE-U18	16	8	8	16	4	-	-	-	-	-	-	-	-	-	-	
	Mariestad BoIS	SWE-U20	21	4	4	8	10	-	-	-	-	-	-	-	-	-	-	
2009-10	Mariestad BoIS	SWE-U18	15	12	15	27	8	-	-	-	-	-	-	-	-	-	-	
	Mariestad BoIS	SWE-U20	26	25	14	39	16	-	-	-	-	-	-	-	-	-	-	
2010-11	Frolunda	SWE-U18	8	9	7	16	0	-	-	-	-	-	-	-	-	-	-	
	Frolunda	SWE-U20	35	21	23	44	12	-	-	-	-	-	-	-	-	-	-	
2011-12	Frolunda	SHL	5	0	0	0	0	-	-	-	-	-	-	-	-	-	-	
	Frolunda	SWE-U18	1	1	1	2	0	-	-	-	-	-	-	-	-	-	-	
	Frolunda	SWE-U20	21	9	8	17	18	-	-	-	-	-	-	-	-	-	-	
	Frolunda	SHL	41	0	0	0	0	0	0	0	-	-	-	-	-	-	-	
	Sweden	WJC-18	6	4	5	9	14	2	0	0	+1	-	-	-	-	-	-	
2012-13	Sweden	WJC	6	4	3	7	0	1	0	1	+2	-	-	-	-	-	-	
	Frolunda	SWE-U20	1	0	0	0	0	0	0	0	-	-	-	-	-	-	-	
	Orebro	SWE-2	15	6	2	8	2	-	-	-	-	-	-	-	-	-	-	
	Mariestads BoIS	SWE-3	1	1	1	2	0	-	-	-	-	-	-	-	-	-	-	
	Frolunda	SHL	35	6	3	9	6	-	-	-	-	-	-	-	-	-	-	
2013-14	Sweden	WJC	6	4	2	6	4	3	0	2	-2	-	-	-	-	-	-	
	Hamilton	AHL	2	0	0	0	0	0	0	0	-2	-	-	-	-	-	-	
	Frolunda	SWE-U20	3	5	1	6	0	-	-	-	+5	1	0	1	1	2	+1	
	Frolunda	SHL	40	3	6	9	8	-	-	-	-2	1	0	0	0	0	-1	
	Sweden	WJC	7	1	5	6	6	1	0	0	+4	-	-	-	-	-	-	



61 | VICTOR CRUS RYDBERG | FORWARD

SHOOTS: RIGHT **HEIGHT:** 5-11 **WEIGHT:** 186 **BIRTHDAY:** 3.21.1995 **BIRTHPLACE:** VAXJO, SWE

ISLANDERS TRANSACTIONS: Selected by the Islanders in the fifth round (136th overall) of the 2013 National Hockey League Draft.

LAST SEASON: Spent his first season in North America with the Plymouth Whalers of the Ontario Hockey League, scoring 37 points (12g/25a) in 62 games... Finished fourth on the team in points and assists and fifth in goals... Had three points (1g/2a) in five playoff games. Appeared in seven games with the Bridgeport Sound Tigers of the American Hockey League, making his North American professional debut.

JUNIOR: **2012-13:** Recorded 35 points (12g/23a) in 35 games with Linköping in Sweden's SuperElit league (Under-20)... Added two goals in four playoff games... Represented Sweden at the 2013 Under-18 World Junior Championships in Sochi, Russia, recording an assist in four games. **2011-12:** Played his first season with Linköping, but his third season bouncing between Sweden's Elit (Under-18) and SuperElit (Under-20) leagues... Recorded two assists in 10 games for Linköping's SuperElit Championship-winning club (Did not play a playoff game)... With Linköping's Under-18 club, scored 37 points (17g/20a) with a plus-28 rating in 30 games, adding three points (1g/2a) in three postseason contests. **2010-11:** Split the season between Tingsryds' Under-20 and Under-18 teams in Sweden... Scored 13 points (1g/12a) in 11 games with the U-18 club and 15 points (6g/9a) in 30 SuperElit games with the U-20 team... Also appeared in three playoff games with the U-18 team, scoring three points (1g/2a). **2009-10:** As a 14-year-old, scored 19 points (12g/7a) in 15 games with Tingsryds' Under-18 club... Also appeared in two SuperElit games with Tingsryds' Under-20 team.

CAREER STATISTICS:

GREEN SWEDISH																	
REGULAR SEASON												PLAYOFFS					
SEASON	CLUB	LEA	GP	G	A	PTS	PIM	PP	SH	GW	+/-	GP	G	A	PTS	PIM	+/-
2009-10	Tingsryds U18	U18 Elit	15	12	7	19	12	-	-	-	-	-	-	-	-	-	-
	Tingsryds U20	SuperElit	2	0	0	0	0	-	-	-	-	-	-	-	-	-	-
2010-11	Tingsryds U18	U18 Elit	11	1	12	13	6	-	-	-	-	3	1	2	3	0	-
	Tingsryds U20	SperElit	30	6	9	15	8	-	-	-	-	-	-	-	-	-	-
2011-12	Linköping U18	U18 Elit	22	8	15	23	24	-	-	-	+19	-	-	-	-	-	-
	Linköping U18	Allsvenskan	8	9	5	14	2	-	-	-	+9	3	1	2	3	0	+2
2012-13	Linköping U20	SuperElit	10	0	2	2	6	-	-	-	-6	-	-	-	-	-	-
	Linköping U18	U18 Elit	1	1	0	1	2	-	-	-	+1	-	-	-	-	-	-
2012-13	Linköping U18	Allsvenskan	3	3	2	5	2	-	-	-	+4	2	0	0	0	0	-3
	Linköping U20	SuperElit	35	12	23	35	25	-	-	-	+10	4	2	0	2	0	-1
2013-14	Linköping	SEL	1	0	0	0	0	-	-	-	E	-	-	-	-	-	-
	Sweden	WJC-18	4	0	1	1	8	-	-	-	-1	-	-	-	-	-	-
2013-14	Plymouth	OHL	62	12	25	37	20	6	0	0	-22	5	1	2	3	6	-6
	Bridgeport	AHL	7	0	0	0	0	0	0	0	-2	-	-	-	-	-	-



24 | KEVIN CZUCZMAN | DEFENSEMAN

SHOOTS: LEFT **HEIGHT:** 6-2 **WEIGHT:** 209 **BIRTHDAY:** 1.9.1991 **BIRTHPLACE:** PORT ELGIN, ON

ISLANDERS TRANSACTIONS: Signed by the Islanders as a college free agent to a two-year, entry-level deal on March 11, 2014.


LAST SEASON: Played 13 games with the Islanders following the completion of his junior season at Lake Superior State University of the Western Collegiate Hockey Association... Made his NHL debut Mar. 18 vs. Minnesota... Recorded his first NHL assist/point on Mar. 25 at Carolina... At LSSU, set career highs in goals (10), assists (11) and points (21) in 36 games... Named his team's MVP and most valuable defenseman... Led all WCHA defensemen in goals and tied for third in the nation among defensemen... Named to the All-WCHA Second Team... Was the first LSSU player to go directly to the NHL since Doug Weight in 1990.

COLLEGE: **2012-13:** Named Lake Superior State University's most valuable defenseman after scoring 11 points (2g/9a) in 38 games as a sophomore... Led the team with a plus-3 rating... Tied for second on the club in game-winning goals (2) and shots (100). **2011-12:** Received Central Collegiate Hockey Association All-Rookie Team honorable mention and was named the team's outstanding freshman after scoring 13 points (2g/11a) in 38 games.

JUNIOR: **2010-11:** Scored 23 points (4g/19a) in 47 games with the Newmarket Hurricanes, helping the club to a first-place regular-season finish in the Ontario Junior Hockey League's North Division... Added 13 points (1g/3a) in 10 playoff games. **2009-10:** Played 51 games with the Waterloo Siskins of the Greater Ontario Junior Hockey League, scoring 25 points (2g/23a) in 51 games... Added two points (1g/1a) in 10 playoff games. **2008-09:** Won the Western Ontario Junior C Hockey League Championship with the Walkerton Hawks... Scored 23 points (3g/20a) in 35 regular season games and five points (2g/3a) in 10 playoff games.

CAREER STATISTICS:

SEASON	REGULAR SEASON											PLAYOFFS						
	CLUB	LEA	GP	G	A	PTS	PIM	PP	SH	GW	+/-	GP	G	A	PTS	PIM	+/-	
2008-09	Listowel	GOJHL	2	0	0	0	0	0	0	0	-	-	-	-	-	-	-	
	Walkerton	WOJCHL	35	3	20	23	49	-	-	-	-	10	2	3	5	4	-	
2009-10	Waterloo	GOJHL	51	2	23	25	84	-	-	-	-	10	1	1	2	15	-	
2010-11	Newmarket	OJHL	47	4	19	23	40	-	-	-	-	10	1	3	4	13	-	
2011-12	Lake Superior St.	CCHA	40	2	11	13	26	1	0	0	-2	-	-	-	-	-	-	
2012-13	Lake Superior St.	CCHA	38	2	9	11	42	0	0	2	+3	-	-	-	-	-	-	
2013-14	Lake Superior St.	WCHA	36	10	11	21	73	3	2	1	-7	-	-	-	-	-	-	
	NY ISLANDERS	NHL	13	0	2	2	14	0	0	0	-5	-	-	-	-	-	-	
	NYI TOTALS		13	0	2	2	14	0	0	0	-5	-	-	-	-	-	-	
	NHL TOTALS		13	0	2	2	14	0	0	0	-5	-	-	-	-	-	-	



59 | BRETT GALLANT | LEFT WING

SHOOTS: LEFT **HEIGHT:** 6-0 **WEIGHT:** 190 **BIRTHDAY:** 12.28.1988 **BIRTHPLACE:** SUMMERSIDE, PEI

ISLANDERS TRANSACTIONS: Signed a one-year, entry-level contract on February 5, 2013. Signed a one-year contract on July 18, 2013.

LAST SEASON: Made his National Hockey League debut with the Islanders, appearing in the final four games of the regular season and posting 17 penalty minutes...Appeared in a career-high 58 American Hockey League games with the Bridgeport Sound Tigers, posting a personal-best 255 penalty minutes...Finished fourth in the league in penalty minutes...Was recalled by the Islanders on Apr. 7...Made his NHL debut and recorded his first fighting major (Matt Kassian) on Apr. 9 vs. Ottawa.

CAREER: **2012-13:** Appeared in 42 games during his fifth professional season and third with Bridgeport...Finished second on the team and tied for eighth in the AHL with 202 penalty minutes...Suffered a season-ending shoulder injury on Feb. 22. **2011-12:** Established AHL career highs in goals (2) and points (3) in 25 games during his first full AHL season with Bridgeport. **2010-11:** Split his second professional season between the ECHL's Elmira Jackals and Reading Royals, and Bridgeport (AHL)...Was released by Elmira on Dec. 31 after appearing in 13 games...Signed with Reading on Jan. 4 and played 12 games...Signed a Professional Tryout Contract with Bridgeport on Feb. 10 and remained with the club through the end of the season, appearing in 17 games. **2009-10:** Led ECHL rookies in penalty minutes with 185 during his first professional campaign with the Elmira Jackals...Tied for second in the league with 21 major penalties...Scored two points (1g/1a) in 38 games.

JUNIOR: **2008-09:** Scored 73 points (24g/49a) in 50 games with the Summerside Western Capitals of the Maritime Junior Hockey League...Led the team in penalty minutes and finished third in scoring. **2007-08:** Led the Saint John Sea Dogs in penalty minutes (175) during his third and final season in the Quebec Major Junior Hockey League. **2006-07:** Led Saint John in penalty minutes (192) and scored a career-high six points (5g/1a) in 48 games. **2005-06:** Made his QMJHL debut with Saint John, recording one assist in 26 games...Also appeared in nine games with Summerside (MJAHL).

CAREER STATISTICS:

REGULAR SEASON												PLAYOFFS					
SEASON	CLUB	LEA	GP	G	A	PTS	PIM	PP	SH	GW	+/-	GP	G	A	PTS	PIM	+/-
2005-06	Summerside	MJAHL	9	0	2	2	148	-	-	-	-	-	-	-	-	-	-
	Saint John	QMJHL	26	0	1	1	72	-	-	-	-	-	-	-	-	-	-
2006-07	Saint John	QMJHL	48	5	1	6	192	-	-	-	-4	-	-	-	-	-	-
2007-08	Saint John	QMJHL	57	3	2	5	175	-	-	-	-5	11	1	0	1	15	-
2008-09	Summerside	MJAHL	50	24	49	73	235	-	-	-	-	-	-	-	-	-	-
2009-10	Elmira	ECHL	38	1	1	2	185	0	0	-	-4	-	-	-	-	-	-
	Syracuse	AHL	1	0	0	0	5	0	0	0	E	-	-	-	-	-	-
2010-11	Elmira	ECHL	13	0	0	0	80	0	0	-	-1	-	-	-	-	-	-
	Reading	ECHL	12	1	2	3	52	0	0	-	E	-	-	-	-	-	-
	Bridgeport	AHL	17	1	0	1	73	0	0	0	-5	-	-	-	-	-	-
2011-12	Bridgeport	AHL	25	2	1	3	80	0	0	0	-2	-	-	-	-	-	-
2012-13	Bridgeport	AHL	42	0	0	0	202	0	0	0	-8	-	-	-	-	-	-
2013-14	Bridgeport	AHL	58	1	1	2	255	0	0	0	-4	-	-	-	-	-	-
	NY ISLANDERS	NHL	4	0	0	0	17	0	0	0	E	-	-	-	-	-	-
NYI TOTALS			4	0	0	0	17	0	0	0	E	-	-	-	-	-	-
NHL TOTALS			4	0	0	0	17	0	0	0	E	-	-	-	-	-	-



62 | JESSE GRAHAM | DEFENSEMAN

SHOOTS: RIGHT **HEIGHT:** 5-11 **WEIGHT:** 168 **BIRTHDAY:** 5.13.1994 **BIRTHPLACE:** OSHAWA, ON

ISLANDERS TRANSACTIONS: Selected by the Islanders in the sixth round (155th overall) of the 2012 National Hockey League Draft.

LAST SEASON: Split his fourth season in the Ontario Hockey League between the Niagara IceDogs and Saginaw Spirit, establishing career highs in goals (11), assists (43) and points (54) in 66 games...Tied for fourth among OHL defensemen in points...Traded from Niagara to Saginaw in exchange for a second-round pick in the 2014 OHL Priority Selection, a second-round pick in 2015 and a third-round pick in 2017...Recorded three assists in five playoff games with Saginaw...Signed an Amateur Tryout Agreement with the Bridgeport Sound Tigers of the American Hockey League, scoring four points (1g/3a) in seven games...Made his

professional debut on Apr. 5 at Adirondack and recorded his first professional assist/point...Scored his first professional goal on Apr. 11 at Albany.

JUNIOR: 2012-13: Finished second among Niagara IceDogs defensemen in scoring with 39 points (4g/35a) in 68 games during his third season in the OHL...Tied for second on the team in assists...Recorded a career-high 48 penalty minutes...Had four multi-point games, including two three-point (1g/2a) games...Posted a five-game assist streak (5a) from Nov. 30 - Dec. 13...Added three assists in five OHL Playoff games. **2011-12:** Finished second among Niagara defensemen in scoring with 41 points (4g/37a) in 68 games during his second season in the OHL...Posted a plus-25 rating...Recorded seven multi-point games, including two three-point efforts...Also ranked second among defensemen in playoff scoring with 10 points (1g/9a) in 20 games, as Niagara made it to the OHL Finals. **2010-11:** Finished second among Niagara defensemen in scoring with 18 points (1g/17a) in 63 games during his rookie OHL season...His plus-27 rating also ranked second among Niagara defensemen...Added nine points (1g/8a) in 14 OHL playoff games, finishing second among team defensemen...Represented Canada-Ontario at the World Under-17 Hockey Challenge, scoring six points (1g/5a) in five games to help his team to a gold medal...Named to the OHL First All-Rookie Team. **2009-10:** Scored 88 points (14g/74a) in 84 games with the Toronto Nationals Minor Midget team of the Greater Toronto Hockey League.

CAREER STATISTICS:

	REGULAR SEASON											PLAYOFFS						
SEASON	CLUB	LEA	GP	G	A	PTS	PIM	PP	SH	GW	+/-	GP	G	A	PTS	PIM	+/-	
2009-10	Toronto	GTHL	84	14	74	88	38	-	-	-	-	-	-	-	-	-	-	
2010-11	Niagara	OHL	63	1	17	18	22	0	0	-	+27	14	1	8	9	8	+7	
	Canada-Ontario	WHC-17	5	1	5	6	2	-	-	-	-	-	-	-	-	-	-	
2011-12	Niagara	OHL	67	4	37	41	36	2	0	-	+25	20	1	9	10	20	-1	
2012-13	Niagara	OHL	68	4	35	39	48	1	1	-	-17	5	0	3	3	6	E	
2013-14	Niagara	OHL	24	6	11	17	21	2	1	-	-5	-	-	-	-	-	-	
	Saginaw	OHL	42	5	32	37	22	2	0	-	+8	5	0	3	3	2	+1	
	Bridgeport	AHL	7	1	3	4	2	1	0	0	E	-	-	-	-	-	-	



43 | MIKE HALMO | RIGHT WING

SHOOTS: LEFT **HEIGHT:** 5-10 **WEIGHT:** 197 **BIRTHDAY:** 5.15.1991 **BIRTHPLACE:** WATERLOO, ON

ISLANDERS TRANSACTIONS: Signed by the Islanders as a free agent on March 10, 2012.

LAST SEASON: Split his second full professional season between the Bridgeport Sound Tigers (American Hockey League) and Islanders, appearing in the first 20 National Hockey League games of his career...Finished second on Bridgeport in goals (18), tied for second in plus-minus (+11) and finished third in assists (20) and points (38), establishing AHL career highs in each category...Made his NHL debut on Feb. 27 vs. Toronto...Was returned to Bridgeport after two games on Mar. 2, but was recalled again on Mar. 5 and remained with the Islanders through the end of the season...Scored his first NHL goal on Apr. 1 vs. Florida (Clemmensen).

CAREER: 2012-13: Scored 14 points (5g/9a) in 46 games during his rookie campaign with the Bridgeport Sound Tigers of the American Hockey League...Scored his first goal of the season, a game-winning breakaway in the third period on Nov. 11 vs. Connecticut...Recorded two assists on Dec. 29 vs. Manchester...Posted five (3g/2a) of his 14 points against Manchester.

JUNIOR 2011-12: Led the Owen Sound Attack in scoring with a career-high 85 points (40g/45a) in 66 games during his fourth season in the Ontario Hockey League...Tied for ninth in the league in scoring...Led the team with a plus-24 rating and led the club with 162 penalty minutes...Served as captain for Owen Sound...Recorded 23 multi-point games, including two four-point efforts and one hat trick on Dec. 2 at Guelph...Made his professional debut with Bridgeport (AHL) on an amateur tryout contract, scoring one goal in five games. **2010-11:** Scored 43 points (20g/23a) in 59 games during his third OHL season with Owen Sound...Finished second on the team with 121 penalty minutes...Added 15 points (5g/10a) in 22 OHL Playoff games as Owen Sound won the OHL Championship...Scored five points (1g/4a) in four Memorial Cup Games as Owen Sound finished third. **2009-10:** Scored 29 points (11g/18a) in 60 games with Owen Sound during his second OHL season...Led the team in penalty minutes with 121. **2008-09:** Made his OHL debut with Owen Sound, scoring eight points (5g/3a) in 62 games during his rookie season...Finished second on the team in penalty minutes with 90...Made his OHL playoff debut, recording one assist in four post-season games.

CAREER STATISTICS:

REGULAR SEASON												PLAYOFFS					
SEASON	CLUB	LEA	GP	G	A	PTS	PIM	PP	SH	GW	+/-	GP	G	A	PTS	PIM	+/-
2008-09	Owen Sound	OHL	62	5	3	8	90	0	0	0	-9	4	0	1	1	2	-5
2009-10	Owen Sound	OHL	60	11	18	29	121	1	0	3	-4	-	-	-	-	-	-
2010-11	Owen Sound	OHL	59	20	23	43	121	9	0	1	+10	22	5	10	15	36	+8
2011-12	Owen Sound	OHL	66	40	45	85	162	14	0	-	+24	-	-	-	-	-	-
	Bridgeport	AHL	5	1	0	1	5	0	0	0	+1	-	-	-	-	-	-
2012-13	Bridgeport	AHL	46	5	9	14	46	0	0	1	+2	-	-	-	-	-	-
2013-14	Bridgeport	AHL	56	18	20	38	137	10	1	1	+11	-	-	-	-	-	-
	NY ISLANDERS	NHL	20	1	0	1	32	0	0	0	-1	-	-	-	-	-	-
	NYI TOTALS		20	1	0	1	32	0	0	0	-1	-	-	-	-	-	-
	NHL TOTALS		20	1	0	1	32	0	0	0	-1	-	-	-	-	-	-

MANAGEMENT

THE PLAYERS

IN THE SYSTEM

2012 NHL ENTRY DRAFT

SOUND TIGERS

YEAR IN REVIEW



MIKKO KOSKINEN | GOALTENDER

CATCHES: LEFT **HEIGHT:** 6-6 **WEIGHT:** 205 **BIRTHDAY:** 7.18.1988 **BIRTHPLACE:** VANTAA, FINLAND

ISLANDERS TRANSACTIONS: Selected by the Islanders in the second round (31st overall) of the 2009 National Hockey League Draft. Loaned to KalPa of the SM-liiga (Finland) on November 15, 2011.

LAST SEASON: Played 41 games with Novosibirsk Sibir during his first season in the Kontinental Hockey League...Tied for fourth in the league in save percentage (.939) and ranked fifth in goals-against average (1.70)...Selected to play in the KHL All-Star Game...Played 10 playoff games, posting a 1.98 GAA and .928 SV%...Won a silver medal with Finland at the World Championships, appearing in one game and serving as Pekka Rinne's backup in nine games.

CAREER: 2012-13: Recorded a 21-15-13 record in 49 games with KalPa Kuopio of Finland's SM-liiga...Posted a 2.05 GAA and a .919 SV%...Recorded seven shutouts...Added three assists and six penalty minutes...In the playoffs, posted a 2.04 GAA with one shutout in KalPa's five-game first-round series loss to Assat. **2011-12:** Began his third season in North America with the Bridgeport Sound Tigers of the American Hockey League, before being loaned to KalPa (SM-liiga) on Nov. 15 after four AHL games...Played in 25 games for KalPa, recording a 13-5-4 record with a 2.30 GAA and a .916 SV%...Posted five shutouts...Also appeared in six playoff games, going 3-2 with a 2.23 GAA and a .889 SV%. **2010-11:** Led Bridgeport with 12 wins in 36 AHL appearances during his rookie season...Also played in his first four NHL games, posting a 2-1-0 record...With Bridgeport, made 30 saves on opening night on Oct. 9 vs. Worcester...Recalled by the Islanders on Feb. 5...Made his NHL debut on Feb. 8 vs. Toronto...Earned his first NHL win in his second career game on Feb. 10 at Montreal (SO)...Returned to Bridgeport on Feb. 14...Earned back-to-back wins on Feb. 20 vs. Manchester and on Feb. 23 vs. Providence...Made a career-high 46 saves in the regular season finale on Apr. 10 vs. Albany. **2009-10:** Started his first season in North America with Bridgeport and played in two regular season games, going 1-1, before suffering an injury...Assigned to the Utah Grizzlies (ECHL) on Mar. 19 for rehab and posted a 6-0 record with a 2.50 goals against average and a .924 save percentage in six contests...Returned to Bridgeport for the Sound Tigers' playoff series against Hershey, and played in the final three games, starting the final two and going 1-1. **2008-09:** Appeared in 33 games for the Espoo Blues (Finland) in his first full professional season and led the team to a semi-final berth in the Champions Hockey League, posting a 1.91 GAA, a .932 SV% and 17 wins...Also played in nine games with Espoo's junior club, posting a 1.65 GAA and a .930 SV% with a pair of shutouts.

JUNIOR: 2007-08: In 20 games with the Espoo Blues (Finland Jr.), posted a 2.30 GAA with a .907 SV% and two shutouts...Made his professional debut with Espoo, notching a shutout in his only game.

CAREER STATISTICS:

PLAYOFFS

REGULAR SEASON												PLAYOFFS							
SEASON	CLUB	LEA	GP	MIN	REC	GA	SO	GAA	SA	SV	SV%	GP	MIN	GA	SO	GAA	REC		
2004-05	Blues U18	FIN-U18	21	1138	-	67	0	3.53	-	-	-	-	-	-	-	-	-	-	-
2005-06	Blues U18	FIN-U18	3	142	-	12	0	5.07	-	-	-	-	-	-	-	-	-	-	-
2006-07	Kiekko Vantaa Jr.	FIN-JR	27	1567	16-8-0	62	3	2.37	-	-	-	-	-	-	-	-	-	-	-
2007-08	Blues Jr.	FIN-JR	20	1176	12-4-0	45	2	2.30	-	-	-	2	81	7	0	5.18	0-2		
	Blues	SM-liiga	1	60	1-0-0	0	1	0.00	-	-	-	-	-	-	-	-	-	-	-
2008-09	Blues Jr.	FIN-JR	9	545	9-0-0	15	2	1.65	-	-	-	-	-	-	-	-	-	-	-
	Blues	FIN	33	1921	17-9-7	61	1	1.91	-	-	-	14	856	37	0	2.59	6-8		
2009-10	Bridgeport	AHL	2	123	2-1-1	5	0	2.44	51	46	.902	3	147	7	0	2.85	1-1		
	Utah	ECHL	6	360	6-0-0	15	0	2.50	197	182	.924	4	172	10	0	3.49	2-1		
2010-11	Bridgeport	AHL	36	2063	12-21-1	120	0	3.49	988	868	.892	-	-	-	-	-	-	-	-
	NY ISLANDERS	NHL	4	208	2-1-0	15	0	4.33	118	103	.873	-	-	-	-	-	-	-	-
2011-12	Bridgeport	AHL	3	149	0-2-0	7	0	2.82	77	70	.909	-	-	-	-	-	-	-	-
	KalPa	SM-liiga	25	1382	13-5-4	53	5	2.30	637	584	.916	6	322	-	2	2.23	3-2		
2012-13	KalPa	SM-liiga	49	2953	21-15-13	101	7	2.05	1241	1140	.919	5	294	10	1	2.04	1-4		
	Blues	SM-liiga	2	-	-	-	-	2.41	-	-	.911	-	-	-	-	-	-	-	-
2013-14	Novosibirsk Sibir	KHL	41	2361	20-11-8	67	3	1.70	1097	1030	.939	10	-	-	-	1.98	-		
	Finland	WC	1	58	0-1	4	0	4.12	26	22	.846	-	-	-	-	-	-	-	-
	NYI TOTALS	NHL	4	208	2-1-0	15	0	4.33	118	103	.873	-	-	-	-	-	-	-	-
	NHL TOTALS		4	208	2-1-0	15	0	4.33	118	103	.873	-	-	-	-	-	-	-	-



63 | LOIC LEDUC | DEFENSEMAN

SHOOTS: RIGHT **HEIGHT:** 6-6 **WEIGHT:** 222 **BIRTHDAY:** 6.14.1994 **BIRTHPLACE:** MERCIER, QC

ISLANDERS TRANSACTIONS: Selected by the Islanders in the fourth round (103rd overall) of the 2012 National Hockey League Draft. Agreed to an entry-level contract on April 28, 2014.

LAST SEASON: Split his fourth season in the Quebec Major Junior Hockey League between the Cape Breton Screaming Eagles and Rimouski Oceanic after a midseason trade to the playoff-bound Oceanic...Totaled 15 points (6g/9a) with 102 penalty minutes in 63 games...Earned the fourth-most minor penalties in the league (46)...Recorded two assists in 11 playoff games with Rimouski.

JUNIOR: 2012-13: Recorded two assists and 50 penalty minutes in 38 games with the Cape Breton Screaming Eagles during his third season in the Quebec Major Junior Hockey League...Did not appear in any games after Dec. 28 after suffering a lower-body injury. **2011-12:** Appeared in 65-of-68 games with Cape Breton during his second QMJHL season...Scored 10 points (2g/8a) and led all Cape Breton defensemen in penalty minutes with 99...Added one assist in four QMJHL playoff games. **2010-11:** Made his QMJHL debut with Cape Breton, scoring four points (1g/3a) in 36 games as a rookie...Also played in two QMJHL playoff games.

CAREER STATISTICS:

SEASON	REGULAR SEASON											PLAYOFFS					
	CLUB	LEA	GP	G	A	PTS	PIM	PP	SH	GW	+/-	GP	G	A	PTS	PIM	+/-
2009-10	Chateauguay	QAAA	1	0	0	0	0	-	-	-	-	-	-	-	-	-	-
2010-11	Cape Breton	QMJHL	36	1	3	4	27	0	0	0	-14	2	0	0	0	0	-2
2011-12	Cape Breton	QMJHL	65	2	8	10	99	0	0	0	-13	4	0	1	1	4	-9
2012-13	Cape Breton	QMJHL	38	0	2	2	50	0	0	0	-30	-	-	-	-	-	-
2013-14	Cape Breton	QMJHL	37	3	5	8	58	0	0	0	+6	-	-	-	-	-	-
	Rimouski	QMJHL	26	3	4	7	44	0	0	1	+7	11	0	2	2	27	+9

MANAGEMENT

THE PLAYERS

IN THE SYSTEM

2012 NHL ENTRY DRAFT

SOUND TIGERS

YEAR IN REVIEW



35 | DAVID LEGGIO | GOALTENDER

CATCHES: LEFT **HEIGHT:** 6-0 **WEIGHT:** 187 **BIRTHDAY:** 7.31.1984 **BIRTHPLACE:** WILLIAMSVILLE, NY

ISLANDERS TRANSACTIONS: Signed by the Islanders as a free agent to a one-year, two-way contract on July 2, 2014.

CAREER TRANSACTIONS: Signed a one-year American Hockey League contract with Portland on August 8, 2010...Agreed to a two-way deal with the Buffalo Sabres on November 12, 2010. Agreed to a one-year, two-way deal with Buffalo on July 6, 2012. Agreed to a one-year, two-way deal with the Washington Capitals on July 7, 2013.

LAST SEASON: Posted a 23-18-3 record with a 2.63 goals-against average (GAA) and .913 save percentage (SV%) in 45 American Hockey League games during his sixth professional season and first with the Hershey Bears...Led Hershey goaltenders in games and wins...Ranked seventh the the AHL in minutes (2688) and saves (1242) and tied for 13th in wins.

CAREER: **2012-13:** Led the AHL in wins (38), saves (1957), games (64) and minutes (3800) during his second season with the Rochester Americans. Recorded career-high in games played and minutes played...Named Amerks team MVP for second-straight season. **2011-12:** Established career-highs in games played (54), minutes played (3,243), wins (28), saves (1,579) and save percentage (.917) during his first season with Rochester and fourth professional campaign...Led the AHL in saves, finished second in minutes played and third in wins...Posted a 28-24-2 record with two shutouts and a 2.63 GAA...Paced all AHL goaltenders with six shutout wins...Started the last 26 games of the season (Feb. 22 - Apr. 23), including all three first-round playoff games against Toronto...Named AHL Goaltender of the Month in March...Named team MVP, as voted by teammates. **2010-11:** Went 22-12-0 with a 2.80 GAA and a .911 SV% in 36 AHL games with the Portland Pirates...Tied for fourth among AHL goalies in shootout percentage, stopping 24-of-27 attempts (88.9%)...Won 10 straight games (1/14-3/13)...Posted a 5-4 record in nine Calder Cup Playoffs games with Portland. **2009-10:** Helped TPS Turku win the SM-liiga championship in Finland...Compiled a 12-13-3 mark in 30 appearances during the regular season...Went 5-2 in the playoffs with a league-best 1.57 GAA and a .942 SV% in seven games. **2008-09:** Helped the Florida Everblades capture the ECHL regular-season championship as a rookie, posting a 27-7-3 record with a 2.26 GAA and .916 SV%...Led ECHL goalies in GAA, ranked third in wins and shutouts (4) and seventh in save percentage...Appeared in one game for the Albany River Rats (AHL) on Dec. 6 at Wilkes-Barre/Scranton...Named ECHL Goaltender of the month in January...Played 11 Kelly Cup Playoff games, going 6-5 with a 2.45 GAA and .916 SV%...Ranked third in ECHL playoff wins and games played.

COLLEGE: **2007-08:** Led Clarkson University to the ECAC Hockey regular season title, posting a 22-12-4 record, 2.20 GAA and .920 SV% as a senior...His career-best five shutouts were the most by a Clarkson goaltender since 1961-62...Chosen to participate in NCAA Frozen Four Skills Challenge...Honored with the Knight Club Award, presented to a deserving Clarkson player who made a significant contribution to the team, achieved academically as well as being excellent role model for his teammates and the young people of the community...Selected as ECAC Goaltender of the Week once (1/28) and named six times to the league's weekly Honor Roll...Made his professional debut with the Binghamton Senators on 4/13 vs Hershey. **2006-07:** Posted a 24-7-5 record as a junior at Clarkson, establishing career marks in wins, GAA (2.16) and SV% (.930)...Led the Golden Knights to the 2007 ECAC tournament championship...Named Clarkson's first recipient of the ECAC's Ken Dryden Goaltender of the Year Award and the Knights' first goaltender to earn First-Team ECAC league accolades since 1988...Named Bill Harrison Clarkson Most Valuable Player...Set new single-season school records for saves (1,037) and SV% (.927) and second-best GAA (2.25) in ECAC play...Boasted the fourth-best winning percentage (.736) and the fourth-best SV% in the nation...Ranked 12th in the country in goals-against average (2.16)...Selected ECAC Goaltender of the Week three times (Nov. 27, Dec. 04, Mar. 12). **2005-06:** Played 23 games with Clarkson as a sophomore, posting a .913 SV% and a 2.57 GAA en route to an 11-9-3 record...Emergded as the Knights' top goaltender down the stretch, starting the last 10 games. **2004-05:** Saw action in five games during his rookie season, including two starts...Posted a .908 SV% and a 2.97 GAA en route to a 2-1 record.

INTERNATIONAL: Represented the United States at the 2010 (Germany) and 2014 (Minsk) World Championships...Participated in the 2000 USA Select 16 Festival.

CAREER STATISTICS:

PLAYOFFS

REGULAR SEASON											PLAYOFFS						
SEASON	CLUB	LEA	GP	MIN	REC	GA	SO	GAA	SA	SV	SV%	GP	MIN	GA	SO	GAA	REC
2003-04	Capital Dist. Selects	EJHL	42	-	25-10-6	-	4	2.80	-	-	-	-	-	-	-	-	-
2004-05	Clarkson	ECAC	5	182	2-1-0	9	0	2.97	98	89	.908	-	-	-	-	-	-
2005-06	Clarkson	ECAC	23	1446	11-9-3	62	1	2.57	713	651	.913	-	-	-	-	-	-
2006-07	Clarkson	ECAC	37	2167	24-7-5	78	2	2.16	1115	1037	.930	-	-	-	-	-	-
2007-08	Clarkson	ECAC	38	2211	22-12-4	81	5	2.20	1110	929	.920	-	-	-	-	-	-
2008-09	Binghamton	AHL	1	30	0-1-0	2	0	4.06	9	7	.778	-	-	-	-	-	-
	Florida	ECHL	39	2284	27-7-3	86	4	2.26	977	938	.916	11	734	30	0	2.45	6-5
	Albany	AHL	1	60	0-1-0	7	0	7.00	26	33	.788	-	-	-	-	-	-
2009-10	TPS Turku	SM-liiga	30	1598	12-13-3	78	0	2.93	785	707	.901	7	419	11	1	1.57	5-2-1
2010-11	Portland	AHL	36	1993	22-12-0	93	3	2.80	1047	955	.911	9	510	27	0	3.18	5-4
2011-12	Rochester	AHL	54	3243	28-24-2	142	2	2.63	1721	1579	.917	3	175	11	0	3.76	0-3
2012-13	Rochester	AHL	64	3800	38-24-1	162	4	2.56	2119	1957	.924	2	125	8	0	3.84	0-2
2013-14	Hershey	AHL	45	2688	23-18-3	118	2	2.63	1360	1242	.913	-	-	-	-	-	-



42 | SCOTT MAYFIELD | DEFENSEMAN

SHOOTS: RIGHT **HEIGHT:** 6-5 **WEIGHT:** 218 **BIRTHDAY:** 10.14.1992 **BIRTHPLACE:** ST. LOUIS, MO

ISLANDERS TRANSACTIONS: Selected by the Islanders in the second round (34th overall) of the 2011 National Hockey League Draft. Agreed to an Entry-Level Contract on Apr. 5, 2013.

LAST SEASON: Scored 18 points (3g/15a) in 71 games as a rookie with the Bridgeport Sound Tigers of the American Hockey League...Ranked 11th overall on the team in scoring and first among rookie defensemen...Finished fourth on the team with 129 penalty minutes...Appeared in five NHL games with the Islanders, collecting seven penalty minutes...Was recalled by the Islanders on Apr. 5...Made his NHL debut on Apr. 6 at Columbus...Recorded his first NHL

fighting major on Apr. 13 at Buffalo (Nicolas Deslauriers).

COLLEGE: **2012-13:** Scored 17 points (4g/13a) with a team-leading 112 penalty minutes in 39 games with the University of Denver Pioneers during his second and final season in the Western Collegiate Hockey Association...Following his college season, joined the Bridgeport Sound Tigers on an amateur tryout contract...Made his professional debut on Apr. 9 vs. Worcester...Had a plus-2 rating in a 5-4 overtime loss vs. Portland on Apr. 16...Finished with two penalty minutes and a plus-1 rating in six AHL games. **2011-12:** Scored 12 points (3g/9a) in 42 games as a freshman at the University of Denver (WCHA)...Posted a plus-5 rating...Led the team with 27 penalties for 76 penalty minutes...Recorded 118 hits and 56 blocked shots...Scored his first career goal on Oct. 2 vs. Minnesota State...Named WCHA Rookie of the Week on Feb. 14. **2010-11:** Recorded 16 points (7g/9a) with 159 penalty minutes in 52 games during his second season with the Youngstown Phantoms of the United States Hockey League...Led Youngstown defensemen in goals and points...Named to the USHL All-Star Team...Named MVP at the 2010 World Junior A Challenge after winning gold with Team USA. **2009-10:** Scored 22 points (10g/12a) with 145 penalty minutes in 59 games with Youngstown during his rookie USHL season...Led Youngstown defensemen in goals and points...Won a gold medal for the U.S. at the 2010 World Junior A Challenge and was selected tournament MVP and to the First All-Star Team.

CAREER STATISTICS:

REGULAR SEASON											PLAYOFFS						
SEASON	CLUB	LEA	GP	G	A	PTS	PIM	PP	SH	GW	+/-	GP	G	A	PTS	PIM	+/-
2009-10	Youngstown	USHL	59	10	12	22	145	4	2	2	-4	-	-	-	-	-	-
2010-11	Youngstown	USHL	52	7	9	16	159	3	0	2	-18	-	-	-	-	-	-
2011-12	U. of Denver	WCHA	42	3	9	12	76	1	0	1	-	-	-	-	-	-	-
2012-13	U. of Denver	WCHA	39	4	13	17	112	2	0	0	-	-	-	-	-	-	-
2013-14	Bridgeport	AHL	6	0	0	0	2	0	0	0	+1	-	-	-	-	-	-
	Bridgeport	AHL	71	3	15	18	129	0	0	1	E	-	-	-	-	-	-
	NY ISLANDERS	NHL	5	0	0	0	7	0	0	0	-3	-	-	-	-	-	-
	NYI TOTALS		5	0	0	0	7	0	0	0	-3	-	-	-	-	-	-
	NHL TOTALS		5	0	0	0	7	0	0	0	-3	-	-	-	-	-	-



EAMON McADAM | GOALTENDER

CATCHES: LEFT **HEIGHT:** 6-3 **WEIGHT:** 199 **BIRTHDAY:** 9.24.1994 **BIRTHPLACE:** DOYLESTOWN, PA

ISLANDERS TRANSACTIONS: Selected by the Islanders in the third round (70th overall) of the 2013 National Hockey League Draft.


LAST SEASON: Appeared in 10 games as a freshman at Pennsylvania State University during the Nittany Lions inaugural season in the Big-10.

CAREER: **2012-13:** Recorded a 17-9-3 record with the Waterloo Black Hawks during his second full season in the United States Hockey League...Appeared in 31-of-64 games...Established career bests in wins, goals-against average (3.45) and save percentage (.896)...Recorded two shutouts, which occurred in back-to-back games on Oct. 19 vs. Sioux Falls and Oct. 26 at Muskegon...Opened the season with five straight wins (Sept. 28 - Oct. 28)...Made his USHL

Playoffs debut, appearing in two games during Waterloo's five-game, first-round series against Fargo (Lost 2-3)...Helped the Black Hawks win silver at the 2012 Junior Club World Cup in Omsk, Russia...Won a gold medal with the U.S. Junior Select Team at the 2012 World Junior A Challenge. **2011-12:** Appeared in 23 games during his first full USHL campaign with Waterloo...Posted an 11-7-0 record. **2010-11:** Played in four games for Waterloo, going 2-2-0 with a .888 save percentage.

CAREER STATISTICS:

SEASON	CLUB	LEA	REGULAR SEASON										PLAYOFFS					
			GP	MIN	GA	SO	GAA	REC	SA	SV	SV%	GP	MIN	GA	SO	GAA	REC	SV%
2010-11	Waterloo	USHL	4	189	11	0	3.48	2-2-0	98	87	.888	-	-	-	-	-	-	-
	Austin	NAHL	9	506	28	0	3.32	2-4-2	293	265	.904	-	-	-	-	-	-	-
2011-12	Waterloo	USHL	23	1149	67	0	3.50	11-7-0	569	502	.882	-	-	-	-	-	-	-
2012-13	Waterloo	USHL	31	1806	104	2	3.45	17-9-3	999	895	.896	2	93	5	0	3.22	0-1	.922
2013-14	Penn State	Big-10	10	557	38	0	4.09	0-9-0	321	283	.882	-	-	-	-	-	-	-



48 | KAE MOUILLIERAT | LEFT WING

SHOOTS: LEFT **HEIGHT:** 5-11 **WEIGHT:** 165 **BIRTHDAY:** 9.7.1987 **BIRTHPLACE:** EDMONTON, AB

ISLANDERS TRANSACTIONS: Signed by the Islanders as a free agent to a one-year, two-way deal on July 1, 2014.


LAST SEASON: Established American Hockey League career highs in goals (20), assists (33), points (53), penalty minutes (48) and games (60) during his fourth professional season and second with the St. John's IceCaps...Led the team with six game-winning goals and tied for third in power-play points (7g/14a)...Finished fourth on the team in points and assists and fifth in goals...Added 13 points (7g/6a) in 21 playoff games as St. John's advanced to the Calder Cup Finals.

CAREER: **2012-13:** Started his third professional season with the Idaho Steelheads of the ECHL, before earning a full-time role with St. John's (AHL) for the final 50 games of the season...Finished second on the IceCaps in assists (31), third in points (42), tied for second in power-play goals (5), first in power-play assists (13), and second in power-play points (18)...Recorded a point in five straight games (1g/5a) from Dec. 15-22...Recorded an IceCaps record four assists on Feb. 20 at Connecticut...Had a point in five consecutive games (2g/5a) from Mar. 30 - Apr. 10. **2011-12:** Split the season between Idaho (ECHL) and the Bridgeport Sound Tigers (AHL), totaling 50 points (22g/28a) in 71 games...Finished third on Bridgeport with a plus-16 rating. **2010-11:** Named to the ECHL All-Rookie team after scoring 63 points (25g/38a) in 62 games with Idaho...Selected to the 2011 ECHL All-Star Game...Voted the team's Rookie of the Year by his teammates...Led the team in assists, ranked second in goals and points and third in penalty minutes (108)...Also saw his first AHL action, appearing in six games with the Texas Stars.

COLLEGE: **2009-10:** Completed a four-year collegiate career at Minnesota State University-Mankato of the Western Collegiate Hockey Association...Led the team in goals (13) for the second straight season and recorded a team-high 64 penalty minutes...Tied for second in points (25)...Selected to the WCHA All-Academic Team. **2008-09:** Established collegiate-career highs in goals (17), assists (13) and points (30) as a junior at Minnesota State University-Mankato...Led the team in goals and ranked third in points. **2007-08:** Scored 22 points (11g/11a) in 39 games as a sophomore at Minnesota State University-Mankato, tying for second on the team in goals and ranking fourth in points. **2006-07:** Scored 15 points (8g/7a) in 37 games during his freshman year at Minnesota State University-Mankato.

CAREER STATISTICS:

REGULAR SEASON											PLAYOFFS						
SEASON	CLUB	LEA	GP	G	A	PTS	PIM	PP	SH	GW	+/-	GP	G	A	PTS	PIM	+/-
2001-02	Knights of Columbus	AMBHL	36	18	26	44	26	-	-	-	-	-	-	-	-	-	-
2002-03	Knights of Columbus	AMHL	34	4	11	15	66	-	-	-	-	-	-	-	-	-	-
2003-04	Knights of Columbus	AMHL	36	24	27	51	40	-	-	-	-	-	-	-	-	-	-
2004-05	Drayton Valley	AJHL	62	30	28	58	105	-	-	-	-	-	-	-	-	-	-
2005-06	Drayton Valley	AJHL	51	31	40	71	190	-	-	-	-	-	-	-	-	-	-
2006-07	Minn. St-Mankato	WCHA	37	8	7	15	52	3	0	0	+4	-	-	-	-	-	-
2007-08	Minn. St-Mankato	WCHA	39	11	11	22	30	1	0	3	+5	-	-	-	-	-	-
2008-09	Minn. St-Mankato	WCHA	30	17	13	30	48	8	1	2	+3	-	-	-	-	-	-
2009-10	Minn. St-Mankato	WCHA	38	13	12	25	64	5	2	4	+1	-	-	-	-	-	-
2010-11	Idaho	ECHL	62	25	38	63	108	10	0	-	+10	-	-	-	-	-	-
	Texas	AHL	6	0	2	2	2	0	0	0	-1	-	-	-	-	-	-
2011-12	Idaho	ECHL	27	14	13	27	42	4	1	-	-10	8	0	3	3	12	-1
	Bridgeport	AHL	44	8	15	23	47	2	0	2	+16	2	0	0	0	2	E
2012-13	Idaho	ECHL	19	14	13	27	29	6	1	-	+5	-	-	-	-	-	-
	St. John's	AHL	50	11	31	42	32	5	1	1	-4	-	-	-	-	-	-
2013-14	St. John's	AHL	60	20	33	53	48	7	1	6	+1	21	7	6	13	18	-2



55 | AARON NESS | DEENSEMAN

SHOOTS: LEFT **HEIGHT:** 5-10 **WEIGHT:** 182 **BIRTHDAY:** 5.18.1990 **BIRTHPLACE:** ROSEAU, MN

ISLANDERS TRANSACTIONS: Selected by the Islanders in the second round (40th overall) of the 2008 National Hockey League Draft. Agreed to a three-year, entry-level contract on March 16, 2011.

LAST SEASON: Appeared in 20 NHL games with the Islanders and 48 American Hockey League games with the Bridgeport Sound Tigers during his third professional season...Recalled from Bridgeport on Nov. 7...Scored his first NHL goal on Nov. 14 vs. Los Angeles (Ben Scrivens)...Recorded his first NHL assist on Nov. 16 vs. Detroit...Returned on loan to Bridgeport on Jan. 1...Totaled 20 points (6g/14a) with Bridgeport, ranking seventh on the team and third among defensemen.

CAREER: 2012-13: Scored 27 points (3g/24a) in 76 games during his second season with Bridgeport (AHL)... Was the only player on the team to appear in all 76 regular season games...Finished third among Sound Tigers defensemen with 27 points...Had at least one assist in nine of the team's first 16 games...Had points in four-of-five games (1g/4a) from Jan. 8-19. **2011-12:** Scored 27 points (5g/22a) as a rookie during his first full season with the Bridgeport Sound Tigers of the AHL...Finished second among Bridgeport defensemen and ninth overall in points...Also appeared in nine games with the Islanders...Was recalled from Bridgeport on emergency basis on Feb. 6 and made his NHL debut on Feb. 7 at Philadelphia...Returned to Bridgeport on Feb. 23 after nine games...With Bridgeport, recorded his first-career multi-goal game on Feb. 26 vs. Albany...Added an empty-netter to clinch the 2011-12 Northeast Division title on Apr. 13 at Providence...Made his Calder Cup Playoffs debut, appearing in three first-round games against Connecticut.

INTERNATIONAL: Helped lead the United States to a bronze medal at the 2008 Under-18 World Junior Championships, recording six assists in seven games...Scored five points (1g/4a) in four games with Team USA at the 2007 Ivan Hlinka Memorial Tournament.

COLLEGE: 2010-11: Scored 14 points (2g/12a) in 35 games during his junior season at the University of Minnesota (Western Collegiate Hockey Association)...Finished third among defensemen in points and second in assists...Both of his goals were game-winners...Recorded three assists and a plus-5 rating in a two-game series against Colorado College on Oct. 29-30...Signed an amateur tryout contract with Bridgeport and made his professional debut on Mar. 18 vs. Charlotte...Scored his first professional goal/point on Mar. 26 at Connecticut...Recorded his first professional assist on Apr. 1 at Springfield...Finished the season with one goal and three assists in 13 games. **2009-10:** Played in all 39 games as a sophomore for the University of Minnesota Golden Gophers...Ranked second among defensemen with 12 points (2g/10a)...Notched goals in wins over Alaska Anchorage on Oct. 30 and Colorado College on Feb. 20. **2008-09:** Was one of four players, and the only freshman, to play in every game for Minnesota...Ranked second among team defensemen with 17 points (2g/15a)...Earned tournament MVP honors and the WCHA Defensive Player of the Week award after posting a goal and an assist in the 3-2 title game victory over Northeastern at the Dodge Holiday Classic on Jan. 3...Collected a season-best three assists in a win at St. Cloud State on Jan. 17 and had an assist in the opening game of the series on Jan. 16 to earn the WCHA Rookie of the Week award.

HIGH SCHOOL: 2007-08: Helped lead Roseau High School (Minnesota) to a 25-0 regular season record...Scored 72 points (28g/44a) in 31 games...Ranked first in Minnesota High School Hockey in points by a defenseman...Won the "Mr. Hockey" Award as the top high school player in Minnesota, becoming the first player from Roseau to do so.

CAREER STATISTICS:

REGULAR SEASON												PLAYOFFS					
SEASON	CLUB	LEA	GP	G	A	PTS	PIM	PP	SH	GW	+/-	GP	G	A	PTS	PIM	+/-
2007-08	U.S. Natl U18	USDP	9	0	6	6	2	-	-	-	-	-	-	-	-	-	-
	Roseau High	USHS	31	28	44	72	16	-	-	-	-	-	-	-	-	-	-
	United States	WJC-18	7	0	6	6	2	-	-	-	5	-	-	-	-	-	-
2008-09	U. of Minnesota	WCHA	37	2	15	17	16	-	-	-	-	-	-	-	-	-	-
2009-10	U. of Minnesota	WCHA	39	2	10	12	24	0	0	0	+1	-	-	-	-	-	-
2010-11	U. of Minnesota	WCHA	35	2	12	14	41	1	0	0	+4	-	-	-	-	-	-
	Bridgeport	AHL	13	1	3	4	4	1	0	0	-1	-	-	-	-	-	-
2011-12	Bridgeport	AHL	69	5	22	27	36	1	0	1	+8	3	0	0	0	4	-2
	NY ISLANDERS	NHL	9	0	0	0	2	0	0	E	E	-	-	-	-	-	-
2012-13	Bridgeport	AHL	76	3	24	27	30	1	0	0	-10	-	-	-	-	-	-
2013-14	Bridgeport	AHL	48	6	14	20	47	2	1	1	-15	-	-	-	-	-	-
	NY ISLANDERS	NHL	20	1	2	3	10	0	0	0	-13	-	-	-	-	-	-
NY ISLANDERS TOTALS			29	1	2	3	12	0	0	0	-13	-	-	-	-	-	-
NHL TOTALS			29	1	2	3	12	0	0	0	-13	-	-	-	-	-	-

MANAGEMENT


THE PLAYERS

IN THE SYSTEM

2012 NHL ENTRY DRAFT

SOUND TIGERS

YEAR IN REVIEW



ANDERS NILSSON | GOALTENDER

CATCHES: LEFT **HEIGHT:** 6-5 **WEIGHT:** 227 **BIRTHDAY:** 5.19.1990 **BIRTHPLACE:** LULEA, SWEDEN

ISLANDERS TRANSACTIONS: Selected by the Islanders in the third round (62nd overall) of the 2009 National Hockey League Draft. Signed an entry-level contract on May 27, 2011.

LAST SEASON: Appeared in a career-high 19 NHL games spread across several stints with the Islanders, while also playing 29 American Hockey League games with the Bridgeport Sound Tigers...Led Bridgeport in games and wins, posting a 12-14-2 record...Was recalled from Bridgeport on Nov. 18 and appeared in five games with the Islanders before being returned on Dec. 12...Recalled on Jan. 6 and earned his first win of the season on Jan. 20 vs. Philadelphia, before being returned on Jan. 27...Recalled from Bridgeport on Mar. 1 and remained with the Islanders for the remainder of the season.

CAREER: **2012-13:** Appeared in 21 games during his second season with Bridgeport (AHL), posting an 8-11-0 record with a 2.98 goals-against average and a .899 save percentage...Stopped 25 shots for his lone shutout of the season vs. Manchester on Nov. 17...Won his first four starts of the season, allowing seven goals from Nov. 9-18...Tied a career-high with 37 saves vs. Syracuse on Dec. 9...Appeared in just five games after Dec. 31...Missed 32 games due to illness...Stopped 20-of-21 shots he faced in a 4-1 win over Portland on Apr. 21 to conclude the regular season. **2011-12:** Led Bridgeport Sound Tigers goalies in GAA (2.42) and SV% (.921) in 25 games during his rookie year in the AHL and his first season in North America...Posted a 15-8-2 record with one shutout...Also made his NHL debut with the Islanders, recording a 2.75 GAA and a .910 save percentage in four games...Received his first career NHL call-up on Nov. 19 and made his NHL debut that night vs. Boston, playing the final two periods in relief...Started his first NHL game on Nov. 21 at Pittsburgh...Was returned on loan to Bridgeport on Nov. 23...Recalled on emergency basis on Dec. 21 and returned to Bridgeport on Dec. 24...Recalled on emergency basis on Dec. 29 and returned to Bridgeport on Jan. 9...With Bridgeport, posted wins in nine straight games from Jan. 13 - Feb 20...Made a season-high 37 saves on Jan 21 at Adirondack...Named AHL Goaltender of the Month for February, posting a 6-0-1 record with a 1.26 GAA and .955 SV%...Recalled on emergency basis on Feb. 29 and earned his first career NHL win and shutout on Mar. 4 vs. New Jersey...Returned to Bridgeport on Mar. 12. **2010-11:** Established career bests in goals-against average (1.92) and save percentage (.918) in 31 games during his second full season with Lulea HF of the Swedish Elite League...Added a 1.96 GAA and a .931 SV% in 13 playoff games. **2009-10:** Posted a 2.65 GAA with a .897 SV% in 27 games as a rookie with Lulea HF.

INTERNATIONAL: Appeared on Team Sweden's roster at the 2011 World Championships in Slovakia...Won a Bronze Medal as a member of Team Sweden at the 2010 World Junior Championships (Saskatoon & Regina).

JUNIOR: **2008-09:** Led the Swedish Junior SuperElit (North) in GAA (2.05) and SV% (.927) in 37 games with Lulea HF Jr...Made his professional debut with Lulea, playing 28 minutes of shutout hockey in one appearance.

CAREER STATISTICS:

REGULAR SEASON											PLAYOFFS						
SEASON	CLUB	LEA	GP	MIN	REC	GA	SO	GAA	SOG	SV	SV%	GP	MIN	GA	SO	GAA	REC
2007-08	Lulea Jr.	Swe-JR	16	898	-	31	0	2.07	-	-	.926	1	60	6	0	6.00	-
2008-09	Lulea	SEL	1	28	-	0	0	0.00	-	-	1.000	-	-	-	-	-	-
	Lulea Jr.	Swe-JR	37	2,199	-	75	4	2.05	-	-	.927	6	357	14	1	2.35	-
2009-10	Lulea	SEL	27	1,383	-	61	2	2.65	-	-	.897	-	-	-	-	-	-
	Lulea Jr.	Swe-JR	4	244	-	12	0	2.95	-	-	.899	-	-	-	-	-	-
	Sweden	WJC	1	60	-	3	0	3.00	-	-	.875	-	-	-	-	-	-
2010-11	Lulea	SEL	31	1,876	-	60	6	1.92	-	-	.918	13	827	27	0	1.96	-
2011-12	Bridgeport	AHL	25	1,441	15-8-2	58	1	2.42	731	673	.921	-	-	-	-	-	-
	NY ISLANDERS	NHL	4	218	1-2-0	10	1	2.75	112	102	.911	-	-	-	-	-	-
2012-13	Bridgeport	AHL	21	1,208	8-11-0	60	1	2.98	596	536	.899	-	-	-	-	-	-
2013-14	Bridgeport	AHL	29	1,683	12-14-2	79	2	2.81	798	719	.901	-	-	-	-	-	-
	NY ISLANDERS	NHL	19	1,101	8-7-2	57	0	3.11	548	491	.896	-	-	-	-	-	-
	NY ISLANDERS TOTALS		23	1,319	9-9-2	67	1	3.05	660	593	.898	-	-	-	-	-	-
	NHL TOTALS		23	1,319	9-9-2	67	1	3.05	660	593	.898	-	-	-	-	-	-



33 | ANDREY PEDAN | DEFENSEMAN

SHOOTS: LEFT **HEIGHT:** 6-4 **WEIGHT:** 207 **BIRTHDAY:** 7.3.1993 **BIRTHPLACE:** KAUNAS, LITHUANIA

ISLANDERS TRANSACTIONS: Selected by the Islanders in the third round (63rd overall) of the 2011 National Hockey League Draft. Signed an entry-level contract on April 3, 2013.

LAST SEASON: Scored 10 points (5g/5a) in 28 games during an injury-shortened rookie season with the Bridgeport Sound Tigers of the American Hockey League...Suffered an upper-body injury Nov. 11 at Albany and was out of the lineup until February...Was reassigned to the Stockton Thunder (ECHL) on Feb. 6, appearing in his first five games after suffering the injury...Was reassigned to Bridgeport on Feb. 21 and remained with the club through the end of the regular season...Reassigned to Stockton for the ECHL playoffs, appearing in two postseason games.

JUNIOR: 2012-13: Established junior career highs in goals (14) and points (44) in 60 games during his third season with the Guelph Storm of the Ontario Hockey League...Led the team in penalty minutes (152) and tied for second in assists (30)...Led all Guelph defensemen in goals and assists...Led Guelph in playoff scoring with four points (3g/1a) in five OHL playoff games...Following the conclusion of his OHL season, made his professional debut with Bridgeport (AHL) on Apr. 6 vs. Connecticut...Totaled two assists in eight games with Bridgeport...Recorded his first pro point (1a) on Apr. 16 vs. Portland...Recorded his first pro fight against Brett Hextall on Apr. 21 vs. Portland. **2011-12:** Established career highs in goals (10), assists (30) and points (40) during his second season with Guelph (OHL)...Co-led Guelph defensemen in goals and ranked second in scoring...Led the team with 152 penalty minutes...Added four points (1g/3a) in six OHL playoff games. **2010-11:** Scored 12 points (2g/10a) in 51 games during his first season with Guelph...Recorded an assist in all six of Guelph's playoff games, totaling eight in the postseason...Had three two-assist games during the regular season...Selected in the first round (32nd overall) of the 2010 Canadian Hockey League Import Draft.

CAREER STATISTICS:

REGULAR SEASON												PLAYOFFS					
SEASON	CLUB	LEA	GP	G	A	PTS	PIM	PP	SH	GW	+/-	GP	G	A	PTS	PIM	+/-
2009-10	Dynamo Moscow U18	RUS-U18	3	2	1	3	12	-	-	-	-	-	-	-	-	-	-
2010-11	Guelph	OHL	51	2	10	12	89	1	0	-	-11	6	0	8	8	8	+1
	Russia	WJC-U18	6	0	2	2	25	-	-	-	-	-	-	-	-	-	-
2011-12	Guelph	OHL	63	10	30	40	152	6	0	-	-8	6	1	3	4	14	-6
2012-13	Guelph	OHL	60	14	30	44	145	9	1	-	E	5	3	1	4	16	+2
	Bridgeport	AHL	8	0	2	2	7	0	0	0	-2	-	-	-	-	-	-
2013-14	Bridgeport	AHL	28	5	5	10	43	0	1	0	-2	-	-	-	-	-	-
	Stockton	ECHL	5	0	0	0	6	0	0	0	-4	2	0	0	0	0	-



50 | ADAM PELECH | DEFENSEMAN

SHOOTS: LEFT **HEIGHT:** 6-3 **WEIGHT:** 211 **BIRTHDAY:** 8.16.1994 **BIRTHPLACE:** TORONTO, ON

ISLANDERS TRANSACTIONS: Selected by the Islanders in the third round (65th overall) of the 2012 National Hockey League Draft.

LAST SEASON: Ranked third among Ontario Hockey League defensemen in points with 55 (10g/45a) during his fourth season with the Erie Otters...Led Erie defensemen in scoring for the third straight season and ranked seventh overall on the team...Led the club with a plus-52 rating...Established junior career highs in games, goals, assists, points and plus-minus...Scored seven points (2g/5a) in 14 playoff games.

CAREER: 2012-13: Led defensemen in scoring for the second straight season with 40 points (8g/32a) in 59 games during his third OHL campaign...

Finished fourth on the team in assists and fifth in points...Established career highs in games, goals, assists, points and penalty minutes (98). **2011-12:** Led all Erie defensemen in scoring with 20 points (2g/18a) in 44 games during his second OHL season...Served as an assistant captain on Team Canada at the Under-18 World Junior Championships in the Czech Republic, earning a bronze medal and being named a top-three player on the team...Won the Ivan Tennant Award as the OHL top academic high school player...Won the Bobby Smith Trophy as the OHL Scholastic Player of the Year...Skated in the CHL Top Prospects Game. **2010-11:** Scored 13 points (1g/12a) in 65 games during his rookie OHL campaign with Erie...Posted a plus-14 rating...Added two assists in seven OHL Playoff games...Won a gold medal with Team Canada-Ontario at the World Under-17 Hockey Challenge, netting one assist in five games.

CAREER STATISTICS:

	REGULAR SEASON											PLAYOFFS						
SEASON	CLUB	LEA	GP	G	A	PTS	PIM	PP	SH	GW	+/-	GP	G	A	PTS	PIM	+/-	
2009-10	Toronto	GTHL	69	6	28	34	40	-	-	-	-	-	-	-	-	-	-	
2010-11	Erie	OHL	65	1	12	13	27	0	0	-	+14	7	0	2	2	2	-4	
	Canada-Ontario	WHC-17	5	0	1	1	2	-	-	-	-	-	-	-	-	-	-	
2011-12	Erie	OHL	44	2	18	20	52	1	0	-	-20	-	-	-	-	-	-	
	Canada	WJC-18	7	0	0	0	8	-	-	-	+2	-	-	-	-	-	-	
2012-13	Erie	OHL	59	8	32	40	98	5	1	-	-16	-	-	-	-	-	-	
2013-14	Erie	OHL	60	10	45	55	46	2	1	-	+52	14	2	5	7	10	+3	



56 | JOHN PERSSON | LEFT WING

SHOOTS: LEFT **HEIGHT:** 6-2 **WEIGHT:** 209 **BIRTHDAY:** 5.18.1992 **BIRTHPLACE:** OSTERSUND, SWEDEN

ISLANDERS TRANSACTIONS: Selected by the Islanders in the fifth round (125th overall) of the 2011 National Hockey League Draft. Signed an entry-level contract on May 29, 2012.


LAST SEASON: Appeared in his first 10 NHL games with the Islanders at the end of his second professional season, after spending the majority of the campaign with the Bridgeport Sound Tigers of the American Hockey League...Scored 16 points (12g/4a) in 46 games with Bridgeport...Missed a total of 18 games in November and December with an upper-body injury...Recalled from Bridgeport and made his NHL debut on Mar. 27 at Tampa Bay...Scored his first NHL goal on Apr. 5 vs. Washington.

CAREER: 2012-13: Scored 29 points (17g/12a) in 65 games as a rookie with Bridgeport (AHL)...Finished third on the team in goals (17), fourth in power-play goals (4) and seventh in points...Scored game-winning goals in two of the first three games of the season (Oct. 12 at Connecticut, Oct. 20 at Wilkes-Barre/Scranton)...Registered his first pro fight against Kyle Jean on Nov. 11 vs. Connecticut...Posted a six-game point streak (3g/3a) from Dec. 14-27...Notched his first career two-goal game in a 5-4 loss at Springfield on Jan. 4...Appeared in only three games in March due to injury.

JUNIOR: 2011-12: Led the Red Deer Rebels in scoring with 58 points (23g/35a) in 70 games during his third season in the Western Hockey League...Established a career high in assists...With Red Deer, recorded 12 multi-point games...Had season-high, eight-game point streaks from Oct. 28 - Nov. 13 (8g/9a) and Jan. 21 - Feb. 4 (4g/5a)...After Red Deer's season, signed an amateur tryout contract with Bridgeport (AHL)...Scored eight points (4g/4a) in 12 regular season games...Made his professional debut on Mar. 21 at Binghamton...Scored his first professional goal on Mar. 24 at Springfield...Appeared in two Calder Cup contests. 2010-11: Led Red Deer with 33 goals and ranked fourth on the team with 61 points during his second season in the WHL...Added five points (2g/3a) in nine playoff games...Had 15 multi-point games, including six three-point efforts...Recorded a hat trick on Jan 23 vs. Kootenay. 2009-10: Scored 11 points (7g/4a) in 62 games with Red Deer during his rookie WHL campaign...Selected 41st overall in the 2009 CHL Import Draft.

CAREER STATISTICS:

REGULAR SEASON												PLAYOFFS					
SEASON	CLUB	LEA	GP	G	A	PTS	PIM	PP	SH	GW	+/-	GP	G	A	PTS	PIM	+/-
2008-09	Mora U18	SWE-18	24	18	12	30	6	-	-	-	-	-	-	-	-	-	-
	Mora Jr.	SWE-JR	12	4	2	6	12	-	-	-	-	-	-	-	-	-	-
2009-10	Red Deer	WHL	62	7	4	11	12	2	0	-	-14	2	0	0	0	2	-2
2010-11	Red Deer	WHL	68	33	28	61	34	11	0	-	+36	9	2	3	5	4	-3
2011-12	Red Deer	WHL	70	23	35	58	56	4	0	-	-9	-	-	-	-	-	-
	Bridgeport	AHL	12	4	4	8	0	1	0	0	+5	2	0	0	0	0	-1
2012-13	Bridgeport	AHL	65	17	12	29	25	4	3	0	+5	-	-	-	-	-	-
2013-14	Bridgeport	AHL	46	12	4	16	38	7	0	3	-16	-	-	-	-	-	-
	NY ISLANDERS	NHL	10	1	0	1	6	0	0	0	-4	-	-	-	-	-	-



KIRILL PETROV | RIGHT WING

SHOOTS: LEFT **HEIGHT:** 6-3 **WEIGHT:** 198 **BIRTHDAY:** 4.13.1990 **BIRTHPLACE:** KAZAN, RUS

ISLANDERS TRANSACTIONS: Selected by the Islanders in the third round (73rd overall) of the 2008 National Hockey League Draft.

LAST SEASON: Matched his career high with 29 points (14g/15a) in 53 games with Kazan Ak-Bars during his fifth full season in the Kontinental Hockey League...Tied for third on the team in goals and finished fourth in points.

CAREER: 2012-13: Scored 20 points (12g/8a) in 47 games with Kazan Ak-Bars during his fourth full KHL season...Tied for third on the team in goals...Posted a career-high, plus-7 rating...Led the team with five game-winning goals...Added five points (4g/1a) in 18 KHL Playoff games. 2011-12: Established career highs in goals (16), assists (13) and points (29) in 52 games with Kazan (KHL)...Finished second on the team in goals and fourth in points...Scored three game-winning goals and six power-play goals...Added five points (3g/2a) in 12 playoff games. 2010-11: Scored 19 points (8g/11a) in 47 games during his first season with Yugra of the KHL...Added four points (2g/2a) in six KHL playoff games...Began his fifth season with Kazan, playing in two games before being traded to Yugra in exchange for a fifth-round pick in the 2011 KHL Draft. 2009-10: Appeared in eight games with Kazan, recording four penalty minutes...Led Russia's World Junior Championships team with 10 points (4g/6a) and a plus-7 rating in six games at the 2010 WJC (Saskatoon & Regina). 2008-09: Skated in six games with Kazan, netting one goal...Represented Russia at the 2009 WJC (Ottawa), skating in seven games. 2007-08: Played for Kazan in the Russian Senior League...Scored 10 points (4g/6a) in 47 games...Named the Top Forward and to the All-Star team at the 2008 Under-18 WJC (Kazan) after scoring seven points (5g/2a) in six games for Russia. 2006-07: Represented Russia at the 2007 Under-18 WJC (Tampere & Rauma), playing in all seven games and totaling three points (3a).

CAREER STATISTICS:

REGULAR SEASON												PLAYOFFS					
SEASON	CLUB	LEA	GP	G	A	PTS	PIM	PP	SH	GW	+/-	GP	G	A	PTS	PIM	+/-
2006-07	Kazan Ak-Bars	RUS	9	1	1	2	8	-	-	-	-	3	0	0	0	2	-
	Russia	WJC-18	7	0	3	3	2	0	0	0	E	-	-	-	-	-	-
2007-08	Kazan Ak-Bars	RUS	47	4	6	10	54	-	-	-	-	8	1	1	2	0	-
	Russia	WJC-18	6	5	2	7	6	4	0	0	-2	-	-	-	-	-	-
2008-09	Kazan Ak-Bars	KHL	6	1	0	1	2	-	-	-	-	-	-	-	-	-	-
	Russia	WJC	7	0	0	0	4	0	0	0	-1	-	-	-	-	-	-
2009-10	Kazan Ak-Bars	KHL	8	0	0	0	4	-	-	-	-	-	-	-	-	-	-
	Russia	WJC	6	4	6	10	6	0	1	0	+7	-	-	-	-	-	-
2010-11	Kazan Ak-Bars	KHL	2	0	0	0	0	0	-	-	-	-	-	-	-	-	-
	Khanty-Mansiysk Yugra	KHL	47	8	11	19	20	-	-	-	-	6	2	2	4	8	-
2011-12	Kazan Ak-Bars	KHL	52	16	13	29	8	-	-	-	-	12	3	2	5	8	-
2012-13	Kazan Ak-Bars	KHL	47	12	8	20	26	1	1	5	+7	18	4	1	5	6	+1
2013-14	Kazan Ak-Bars	KHL	53	14	15	29	29	5	2	5	+11	6	1	2	3	0	E



52 | VILLE POKKA | DEFENSEMAN

SHOOTS: RIGHT **HEIGHT:** 6-0 **WEIGHT:** 206 **BIRTHDAY:** 6.3.1994 **BIRTHPLACE:** TORNIO, FIN

ISLANDERS TRANSACTIONS: Selected by the Islanders in the second round (34th overall) of the 2012 National Hockey League Draft. Agreed to a three-year, entry-level contract on May 28, 2014.

LAST SEASON: Named a finalist for the best defenseman in Finland's SM-liiga after scoring 26 points (5g/21a) in 46 games during his third full season with Karpas. Posted the best plus-minus rating (+32) in the league. Ranked seventh among league defenders in points. Scored 11 points in 16 postseason games as Karpas won the league championship. Won a gold medal with Finland at the 2014 World Junior Championships in Sweden, scoring four points (1g/3a) in seven games.

CAREER: **2012-13:** Scored 12 points (6g/6a) in 47 games during his second full season with Karpas (SM-liiga). Tied for third on the team with four power-play goals. Established career highs in goals, assists, points, plus-minus (+2) and power-play goals. Added two assists in three playoff games. **2011-12:** Played in 35 games with Karpas during his first full season in the SM-liiga, recording three assists. Added three assists in nine playoff games. Also appeared in four games with Karpas's junior club, scoring seven points (3g/4a). Represented Finland at the World Junior Championships in Calgary and Edmonton, netting four points (1g/3a) in seven games as Finland fell in the bronze medal game to Canada. Also played for Finland at the Under-18 World Championships in the Czech Republic, where they fell to Canada in overtime of the bronze medal game. **2010-11:** Scored 21 points (6g/15a) in 32 games with Karpas's junior team as a 16-year-old. Also made his SM-liiga debut, skating in two games with Karpas. With Karpas's under-18 club, recorded two assists in three regular-season games and added seven assists in nine playoff games. Represented Finland at the Under-18 World Championships in Germany and at the World Under-17 Hockey Challenge.

CAREER STATISTICS:

SEASON	REGULAR SEASON											PLAYOFFS						
	CLUB	LEA	GP	G	A	PTS	PIM	PP	SH	GW	+/-	GP	G	A	PTS	PIM	+/-	
2010-11	Karpat U20	Jr. A SM-liiga	32	6	15	21	16	-	-	-	-	1	0	1	1	2	-	
	Karpat U18	Jr. B SM-liiga	3	0	2	2	0	-	-	-	-	9	0	7	7	8	-	
	Karpat	SM-Liiga	2	0	0	0	2	-	-	-	-2	-	-	-	-	-	-	
	Finland	WHC-17	5	1	0	1	4	-	-	-	-	-	-	-	-	-	-	
	Finland	WJC-18	6	0	0	0	2	-	-	-	-	-	-	-	-	-	-	
2011-12	Karpat	SM-Liiga	35	0	3	3	12	-	-	-	-3	9	0	3	3	2	-	
	Karpat U20	Jr. A SM-liiga	4	3	4	7	2	-	-	-	-	-	-	-	-	-	-	
	Finland	WJC-18	7	1	5	6	4	-	-	-	-	-	-	-	-	-	-	
	Finland	WJC	7	1	3	4	4	-	-	-	-	-	-	-	-	-	-	
	2012-13	Karpat	SM-liiga	47	6	6	12	8	4	0	-	+2	3	0	2	2	0	E
2013-14	Karpat	SM-liiga	54	6	21	27	16	-	-	-	+32	16	2	9	11	10	+7	
	Finland	WJC	7	1	3	4	4	1	0	0	+7	-	-	-	-	-	-	



6 | RYAN PULOCK | DEFENSEMAN

SHOOTS: RIGHT **HEIGHT:** 6-0 **WEIGHT:** 211 **BIRTHDAY:** 10.6.1994 **BIRTHPLACE:** DAUPHIN, MB

ISLANDERS TRANSACTIONS: Selected by the Islanders in the first round (15th overall) of the 2013 National Hockey League Draft. Agreed to an entry-level contract on September 29, 2013.

LAST SEASON: Scored a career-high 63 points (23g/40a) in 66 games during his fourth season with the Brandon Wheat Kings of the Western Hockey League. Named to the WHL East First All-Star Team. Finished second among WHL defensemen in goals and fourth in points. Ranked second on the team in points. Tied for the team lead with 14 power-play goals. Scored four points (2g/2a) with a plus-5 rating in nine playoff games. Reassigned to the

Bridgeport Sound Tigers of the American Hockey League on Apr. 13. Made his professional and AHL debut on Apr. 14 vs. Adirondack.

JUNIOR: **2012-13:** Tied for the team scoring lead with 45 points (14g/31a) in 61 games during his third season with Brandon (WHL). Served as team captain. Tied for 13th in scoring among WHL defensemen. Named to the WHL East First All-Star Team. **2011-12:** Established career highs in goals (19), assists (41), points (60) and plus-minus rating (+33) during his second season with Brandon (WHL). Finished fifth on the team in scoring and first among defensemen. Selected to the WHL Eastern Conference First All-Star Team. Scored five points (3g/2a) in nine postseason games, ranking fourth on the club and first among defensemen in scoring. Won a bronze medal with Team Canada at the 2012 Under-18 World Junior Championships in the Czech Republic. **2010-11:** Led Brandon defensemen in scoring with 42 points (8g/34a) in 63 games as a WHL rookie. Made his WHL Playoffs debut, leading Brandon defensemen with six points (2g/4a) in six games.

CAREER STATISTICS:

SEASON	REGULAR SEASON											PLAYOFFS						
	CLUB	LEA	GP	G	A	PTS	PIM	PP	SH	GW	+/-	GP	G	A	PTS	PIM	+/-	
2009-10	Parkland	MMHL	39	9	9	18	8	-	-	-	-	3	0	1	1	0	-	
2010-11	Brandon	WHL	63	8	34	42	4	3	0	-	+2	6	2	4	6	2	-2	
	Canada Western	WHC-17	5	1	0	1	2	-	-	-	-	-	-	-	-	-	-	
2011-12	Brandon	WHL	71	19	41	60	20	8	0	-	+33	9	3	2	5	0	+1	
	Canada	WJC-18	6	1	1	2	0	-	-	-	-3	-	-	-	-	-	-	
2012-13	Brandon	WHL	61	14	31	45	22	7	0	-	-7	-	-	-	-	-	-	
2013-14	Brandon	WHL	66	23	40	63	18	14	0	-	-4	9	2	2	4	6	+5	
	Bridgeport	AHL	3	0	1	1	2	0	0	0	-1	-	-	-	-	-	-	



10 | ALAN QUINE | FORWARD

SHOOTS: LEFT **HEIGHT:** 5-11 **WEIGHT:** 190 **BIRTHDAY:** 2.25.1993 **BIRTHPLACE:** BELLEVILLE, ON

ISLANDERS TRANSACTIONS: Selected by the Islanders in the sixth round (166th overall) of the 2013 National Hockey League Draft.

Agreed to an entry-level contract on September 29, 2013.

CAREER TRANSACTIONS: Selected by the Detroit Red Wings in the third round (85th overall) of the 2011 Draft.

LAST SEASON: Scored 27 points (8g/19a) in 61 games as a rookie with the Bridgeport Sound Tigers of the American Hockey League...Ranked fourth on the team in points and assists...Had eight power-play points (2g/6a)...Appeared in seven regular season games and eight playoff games with the Stockton Thunder of the ECHL.

JUNIOR: 2012-13: Split his fourth season in the Ontario Hockey League between the Peterborough Petes and Belleville Bulls, totaling 67 points (23g/44a) in 54 games...Began the season with Peterborough, scoring 26 points (9g/17a) in 26 games...Was traded to Belleville on Jan. 10 in exchange for second-round draft picks in 2015, 2016 and 2018...Scored 41 points (14g/27a) in 28 regular season games with Belleville...Finished the season as Belleville's co-leader in assists and ranked second in points...Had a plus-29 rating with Belleville...Added 15 points (8g/7a) in 17 playoff games as Belleville fell in seven games in the Eastern Conference Finals...Co-led the team in playoff goals and finished third in playoff points. **2011-12:** Established junior career highs in goals (30) and points (70) in 65 games during his third OHL season and second with Peterborough...Led the team in assists (40) and finished second in goals and points...Made his professional debut with the Grand Rapids Griffins of the AHL at the conclusion of his junior campaign, recording one assist in three games. **2010-11:** Split his second OHL season between the Kingston Frontenacs and Peterborough, totaling 53 points (26g/27a) in 69 games...Began the season with Kingston, recording 11 points (4g/7a) in 17 games...Was traded to Peterborough, along with Clark Seymour and two second-round picks, on Nov. 11 in exchange for Ryan Spooner and Jeff Braithwaite...Scored 42 points (22g/20a) in 52 games with Peterborough, finishing third on the team in goals and fourth in points...Represented Canada at the Under-18 World Junior Championships in Crimmitschau and Dresden, Germany, scoring seven points (1g/6a) in seven games as Canada finished fourth. **2009-10:** Scored 28 points (11g/17a) in 64 games as a rookie with Kingston (OHL)...Added three points (1g/2a) in seven OHL Playoff games...Earned a silver medal with Canada-Ontario at the 2010 World Under-17 Hockey Challenge, scoring three points (1g/2a) in six games.

CAREER STATISTICS:

SEASON	REGULAR SEASON											PLAYOFFS					
	CLUB	LEA	GP	G	A	PTS	PIM	PP	SH	GW	+/-	GP	G	A	PTS	PIM	+/-
2008-09	Toronto	GTMMHL	35	26	26	52	8	-	-	-	-	-	-	-	-	-	-
	Toronto	OJHL	2	1	1	2	0	-	-	-	-	-	-	-	-	-	-
2009-10	Kingston	OHL	64	11	17	28	8	3	0	-	-6	7	1	2	3	0	E
	Canada-Ontario	WHC-17	6	1	2	3	0	-	-	-	-	-	-	-	-	-	-
2010-11	Kingston	OHL	17	4	7	11	2	2	0	-	-1	-	-	-	-	-	-
	Peterborough	OHL	52	22	20	42	6	11	0	-	-35	-	-	-	-	-	-
	Canada	WJC-18	7	1	6	7	6	1	0	0	-2	-	-	-	-	-	-
2011-12	Peterborough	OHL	65	30	40	70	21	6	1	-	-19	-	-	-	-	-	-
	Grand Rapids	AHL	3	0	1	1	0	0	0	0	+1	-	-	-	-	-	-
2012-13	Peterborough	OHL	26	9	17	26	14	3	0	-	-14	-	-	-	-	-	-
	Belleville	OHL	28	14	27	41	6	3	0	-	+29	17	8	7	15	6	+9
2013-14	Bridgeport	AHL	61	8	19	27	23	2	0	1	-24	-	-	-	-	-	-
	Stockton	ECHL	7	2	6	8	2	0	0	-	-3	8	3	1	4	0	E



8 | GRIFFIN REINHART | DEFENSEMAN

SHOOTS: LEFT **HEIGHT:** 6-4 **WEIGHT:** 205 **BIRTHDAY:** 1.24.1994 **BIRTHPLACE:** NORTH VANCOUVER, BC

ISLANDERS TRANSACTIONS: Selected by the Islanders in the first round (fourth overall) of the 2012 National Hockey League Draft. Signed an entry-level contract on August 2, 2012.

LAST SEASON: Captained the Edmonton Oil Kings to the Western Hockey League Championship and Memorial Cup Championship during his fourth and final season with the club...Named the WHL playoffs MVP and selected to the WHL East Second All-Star Team...Scored 21 points (4g/17a) in 45 regular season games and 13 points (4g/9a) in 21 WHL Playoff games...Added three assists in five games during Edmonton's run to the Memorial Cup...Represented

Canada at the World Junior Championships in Minsk, scoring two points (1g/1a) in four games.

JUNIOR: 2012-13: Scored 29 points (8g/21a) in 59 games during his third season with the Edmonton Oil Kings of the WHL...Served as team captain...Posted a career-best plus-30 rating...Had six multi-point games, including two three-point efforts...Added seven points (3g/4a) in 12 WHL Playoff games...Suffered a foot injury on Apr. 23 in Game 3 of the Conference Finals, forcing him to miss the remainder of the postseason. **2011-12:** Led Edmonton defensemen with 12 goals in 58 games during his second season in the WHL...Added 24 assists for 36 points and a plus-23 rating...Scored eight points (2g/6a) in 20 WHL Playoff games as Edmonton won the WHL Championship...Added two points (1g/1a) in four Memorial Cup games, as Edmonton lost in the Championship game...Played in the CHL Top Prospects Game. **2010-11:** Scored 25 points (6g/19a) in 45 games as a rookie with Edmonton...Posted a plus-7 rating...Won a bronze medal with Team Pacific at the World U-17 Hockey Challenge, scoring seven points (1g/6a). **2009-10:** Won a British Columbia Major Midget League Championship with the Vancouver Northwest Giants...Scored 34 points (3g/25a) in 32 regular season games and added eight points (3g/5a) in five playoff games...Also appeared in two WHL games with Edmonton, going scoreless with a plus-3 rating.

CAREER STATISTICS:

	REGULAR SEASON											PLAYOFFS						
SEASON	CLUB	LEA	GP	G	A	PTS	PIM	PP	SH	GW	+/-	GP	G	A	PTS	PIM	+/-	
2008-09	Vancouver	BCMML	3	1	3	4	0	-	-	-	-	-	-	-	-	-	-	
2009-10	Vancouver	BCMML	32	9	25	34	24	-	-	-	-	5	3	5	8	14	-	
	Edmonton	WHL	2	0	0	0	0	0	0	-	+3	-	-	-	-	-	-	
2010-11	Edmonton	WHL	45	6	19	25	36	1	0	-	+7	4	0	0	0	6	-3	
	Canada-Pacific	WHC-17	6	1	6	7	4	-	-	-	-	-	-	-	-	-	-	
2011-12	Edmonton	WHL	58	12	24	36	38	5	0	-	+23	20	2	6	8	20	+14	
2012-13	Edmonton	WHL	59	8	21	29	35	4	1	-	+30	12	3	4	7	12	+5	
2013-14	Edmonton	WHL	45	4	17	21	55	2	0	-	+20	21	4	9	13	18	+11	
	Edmonton	Mem Cup	5	0	3	3	4	-	-	-	-	-	-	-	-	-	-	



ROBBIE RUSSO | DEFENSEMAN

SHOOTS: RIGHT **HEIGHT:** 6-0 **WEIGHT:** 189 **BIRTHDAY:** 2.15.1993 **BIRTHPLACE:** WESTMOUNT, IL

ISLANDERS TRANSACTIONS: Selected by the Islanders in the fourth round (95th overall) of the 2011 National Hockey League Draft.

LAST SEASON: Scored 15 points (4g/11a) in 21 games during his junior season at Notre Dame (Hockey East)...Had nine power-play points (1g/8a) and two shorthanded goals...Posted a career-best, plus-9 rating...Was held out from playing the second half of the season due to academic ineligibility.

COLLEGE: 2012-13: Led Notre Dame Fighting Irish defensemen in scoring with 23 points (5g/18a) in 41 games during his sophomore season in the Central Collegiate Hockey Association...Tied for second on the team in assists, power-play goals (4), game-winning goals (2) and blocked shots (49). **2011-12:**

Scored 15 points (4g/11a) in 40 games as a freshman at the University of Notre Dame (CCHA)...Named to the CCHA All-Rookie team and named Notre Dame Rookie of the Year...Finished second among Notre Dame defensemen in points and tied for first in goals and games played...Led all CCHA rookie defensemen in scoring...All four of his goals and eight of his assists came on the power play...Attended 2012 U.S. National Junior Evaluation Camp in Lake Placid, NY in August. **2010-11:** Recorded six assists in 24 games during his second season with the U.S. National Team Development Program in the United States Hockey League...Served as Captain for the U.S. Under-18 Team at the World Junior Championships in Germany, scoring eight points (1g/7a) to help lead the team to a gold medal. **2009-10:** Led all defensemen on the USNTDP with 20 points (3g/17a) in 34 games during his first USHL season... Played for the U.S. Under-18 Team at the 2010 Ivan Hlinka Memorial Tournament and helped lead Team USA to a gold medal at the 2010 World Under-17 Challenge.

CAREER STATISTICS:

SEASON	REGULAR SEASON											PLAYOFFS						
	CLUB	LEA	GP	G	A	PTS	PIM	PP	SH	GW	+/-	GP	G	A	PTS	PIM	+/-	
2009-10	USNTDP	USHL	34	3	17	20	36	2	0	0	-1	-	-	-	-	-	-	
	United States	WHC-17	6	3	2	5	4	-	-	-	-	-	-	-	-	-	-	
2010-11	USNTDP	USHL	24	0	6	6	11	0	0	0	+7	-	-	-	-	-	-	
	United States	WJC-U18	6	1	7	8	4	-	-	-	-	-	-	-	-	-	-	
2011-12	Notre Dame	CCHA	40	4	11	15	14	4	0	1	-6	-	-	-	-	-	-	
2012-13	Notre Dame	CCHA	41	5	18	23	40	4	0	2	+6	-	-	-	-	-	-	
2013-14	Notre Dame	H-East	21	4	11	15	8	1	2	0	+9	-	-	-	-	-	-	



20 | JACK SKILLE | RIGHT WING

SHOOTS: RIGHT **HEIGHT:** 6-1 **WEIGHT:** 220 **BIRTHDAY:** 5.19.1987 **BIRTHPLACE:** MADISON, WI

ISLANDERS TRANSACTIONS: Signed by the Islanders as a free agent to a one-year, two-way contract on July 2, 2014.

TRANSACTIONS: Selected by the Chicago Blackhawks in the first round (7th overall) of the 2005 National Hockey League Draft. Agreed to a one-year contract with Chicago on July 28, 2010. Traded to Florida with Hugh Jessiman and David Pacan, in exchange for Alexander Salak and Michael Frolik on Feb. 9, 2011. Signed a one-year, two-way (NHL-AHL) contract with the Columbus Blue Jackets on July 7, 2013

LAST SEASON: Split his seventh professional season between the Columbus Blue Jackets and Springfield Falcons of the American Hockey League...Opened the season with Springfield, where he totaled 24 points (13g/11a) in 22 games...Made his Columbus debut on Oct. 19 at Washington...Suffered an upper-body injury during his second NHL stint on Dec. 31 vs. Colorado and was placed on injured reserve...Returned to action with Springfield on Jan. 24...Had a five point (4g/1a) game on Apr. 4 at St. Johns...Finished the season with Columbus, playing the final four games of the season.

CAREER: **2012-13:** Scored 12 points (3g/9a) in 40 games during his second season with the Florida Panthers...Finished second on the team in hits with 96...Had a career-high four-game point streak (1g/3a) from Mar. 7-12...Played with Rosenborg Elite in Norway during the NHL work stoppage, scoring 12 points (6g/6a) in nine games. **2011-12:** Scored 10 points (4g/6a) in 46 games with Florida during his fifth professional season and second with the Panthers...Finished third among Florida forwards in hits (99)...Scored his first NHL short-handed and game-winning goal on Dec. 3 at San Jose...Skated in his 100th NHL game on Oct. 24. **2010-11:** Split the season between the Chicago Blackhawks and Florida, combining for 19 points (8g/11a) in 62 games...Scored 17 points (7g/10a) in 49 games to start the season with Chicago, before being traded to Florida...It was his first season playing exclusively in the NHL. **2009-10:** Posted AHL career highs in goals (23), assists (26), points (49) and games (63) during his third full season with the Rockford IceHogs...Ranked second on the team in goals and third in points...Represented Rockford at the 2010 AHL All-Star Game in Portland, registering two assists in the game...Skated in six NHL games with Chicago. **2008-09:** Began his second professional season the season with Chicago and appeared in six NHL games before being assigned to Rockford (AHL) on Oct. 21...In 58 games with Rockford, tied for second on the team with 20 goals and finished fourth on the team with 45 points...Had a goal and broke his own team AHL record with 12 shots on goal in his 100th AHL game on Jan. 7...Recalled by Chicago on 2/27/09 and played in two games before getting reassigned to Rockford on 3/3/09. **2007-08:** Named the IceHogs Rookie of the Year after scoring 34 points (16g/18a) in 59 games...Also appeared in the first eight NHL games of his career with Chicago...Recalled to Chicago on Dec. 29 and Made his NHL debut on Dec. 30 vs. Los Angeles...Scored his first NHL goal and assist on Jan. 8 at Montreal...Returned to Rockford on Jan. 25...Recalled by Chicago on Jan. 28...Reassigned to Rockford on Feb. 14 after appearing in two games with the Blackhawks...Tallied first AHL hat trick, added an assist and scored the overtime winning goal on Mar. 9 vs. Iowa. **2006-07:** Scored 18 points (8g/10a) during his second and final season at the University of Wisconsin (Western Collegiate Hockey Association)...Ranked fifth on the team in points and goals, despite only play 26 of the team's 41 games. **2005-06:** Won a national championship with the University of Wisconsin...Led all Badgers freshman in scoring with 21 points (13g/8a) and 37 penalty minutes in 41 games.

INTERNATIONAL: Played for Team USA at the 2011 World Championships in Slovakia. Represented the United States at two World Junior Championships (2007 - Sweden; 2006 - Canada), winning bronze in 2007...Medaled at consecutive World Under-18 Junior Championships (2005 - Czech Republic; 2004 - Belarus), winning gold in 2005 and silver in 2004...Played two years at the National Team Development Program in Ann Arbor, Mich., from 2003-2005.

CAREER STATISTICS:

REGULAR SEASON												PLAYOFFS						
SEASON	CLUB	LEA	GP	G	A	PTS	PIM	PP	SH	GW	+/-	GP	G	A	PTS	PIM	+/-	
2003-04	USNTDP U18	NAHL	28	11	9	20	31	-	-	-	-	-	-	-	-	-	-	
	United States	WHC-17	5	2	3	5	14	-	-	-	-	-	-	-	-	-	-	
	United States	WJC-18	6	1	1	2	4	1	0	0	+1	-	-	-	-	-	-	
2004-05	USNTDP U18	NAHL	16	6	11	17	20	-	-	-	-	-	-	-	-	-	-	
	USNTDP U18	USDP	26	9	11	20	36	-	-	-	-	-	-	-	-	-	-	
	United States	WJC-18	6	1	3	4	8	-	-	-	+3	-	-	-	-	-	-	
2005-06	Wisconsin	WCHA	41	13	8	21	37	3	0	-	-	-	-	-	-	-	-	
	United States	WJC	7	2	0	2	4	2	0	1	-3	-	-	-	-	-	-	
2006-07	Wisconsin	WCHA	26	8	10	18	12	1	1	0	-	-	-	-	-	-	-	
	Norfolk	AHL	9	4	4	8	0	0	0	0	+1	3	0	0	0	2	E	
	United States	WJC	7	1	5	6	14	0	1	0	+2	-	-	-	-	-	-	
2007-08	CHICAGO	NHL	16	3	2	5	0	0	0	0	+1	-	-	-	-	-	-	
	Rockford	AHL	59	16	18	34	44	4	0	4	-3	12	2	1	3	6	-4	
2008-09	CHICAGO	NHL	8	1	0	1	5	0	0	0	-3	-	-	-	-	-	-	
	Rockford	AHL	58	20	25	45	56	8	1	0	+10	-	-	-	-	-	-	
2009-10	CHICAGO	NHL	6	1	1	2	0	0	0	0	-3	-	-	-	-	-	-	
	Rockford	AHL	63	23	26	49	50	9	2	6	-1	4	0	0	0	0	-3	
2010-11	CHICAGO	NHL	49	7	10	17	25	1	0	1	+3	-	-	-	-	-	-	
	FLORIDA	NHL	13	1	1	2	4	0	0	0	-12	-	-	-	-	-	-	
	United States	WC	7	1	0	1	2	0	0	0	-1	-	-	-	-	-	-	
2011-12	FLORIDA	NHL	46	4	6	10	28	0	1	1	-9	-	-	-	-	-	-	
2012-13	Rosenborg	Norway	9	6	6	12	20	-	-	-	+1	-	-	-	-	-	-	
	FLORIDA	NHL	40	3	9	12	11	0	0	0	-9	-	-	-	-	-	-	
2013-14	COLUMBUS	NHL	16	4	0	4	6	0	0	1	+2	6	0	1	1	0	-2	
	Springfield	AHL	22	13	11	24	9	2	0	0	+3	-	-	-	-	-	-	
NHL TOTALS			194	24	29	53	79	1	1	3	-30	6	0	1	1	0	-2	



DOYLE SOMERBY | DEFENSEMAN

SHOOTS: LEFT **HEIGHT:** 6-6 **WEIGHT:** 233 **BIRTHDAY:** 7.4.1994 **BIRTHPLACE:** MARBLEHEAD, MA


ISLANDERS TRANSACTIONS: Selected by the Islanders in the fifth round (125th overall) of the 2012 National Hockey League Draft.

LAST SEASON: Appeared in 34 games during his freshman season at Boston University (Hockey East), scoring four points (1g/3a)...Led the team with 49 penalty minutes.

HIGH SCHOOL: 2012-13: Established career highs in goals (3), assists (18) and points (21) in 29 games during his senior season at Kimball Union Academy, a prep school in New Hampshire...At the conclusion of his high school season, skated with the Muskegon Lumberjacks of the United States Hockey League, scoring two goals in 10 games. 2011-12: Scored 16 points (1g/15a) in 31 games as a high school junior at Kimball Union. 2010-11: Appeared in 33 games during his first season at Kimball Union Academy, scoring seven points (2g/5a). 2009-10: Played his freshman high-school season at St. Mary's in Lynn, MA...Converted from forward to defense as a freshman.

CAREER STATISTICS:

SEASON	REGULAR SEASON											PLAYOFFS					
	CLUB	LEA	GP	G	A	PTS	PIM	PP	SH	GW	+/-	GP	G	A	PTS	PIM	+/-
2010-11	Kimball Union	NH-HS	33	2	5	7	18	-	-	-	-	-	-	-	-	-	-
2011-12	Kimball Union	NH-HS	31	1	15	16	26	-	-	-	-	-	-	-	-	-	-
2012-13	Kimball Union	NH-HS	29	3	18	21	-	-	-	-	-	-	-	-	-	-	-
	Muskegon	USHL	10	2	0	2	6	-	-	-	E	-	-	-	-	-	-
2013-14	Boston U.	H-East	34	1	3	4	49	0	0	1	-12	-	-	-	-	-	-



28 | JOHAN SUNDSTROM | CENTER

SHOOTS: RIGHT **HEIGHT:** 6-3 **WEIGHT:** 201 **BIRTHDAY:** 9.21.1992 **BIRTHPLACE:** GOTHENBURG, SWEDEN

ISLANDERS TRANSACTIONS: Selected by the Islanders in the second round (50th overall) of the 2011 National Hockey League Draft. Agreed to a three-year, entry-level contract on June 28, 2012.

LAST SEASON: Appeared in the first 11 NHL games of his career with the Islanders at the end of his second North American campaign, after spending the majority of the season with the Bridgeport Sound Tigers of the American Hockey League...Scored 18 points (8g/10a) in 40 games with Bridgeport...Missed 21 games due to illness from Dec. 15 - Feb. 1...Earned his first NHL recall on Mar. 13...Made his NHL debut on Mar. 14 at San Jose...Recorded his

first NHL point/assist on Mar. 23 vs. Columbus...Was returned to Bridgeport on Apr. 7 and recalled again on Apr. 9...Was hit from behind by Douglas Murray (Game Misc.) on Apr. 10 at Montreal and suffered an upper-body injury that kept him out of the final two games of the season.

CAREER: 2012-13: Scored 32 points (11g/21a) in 59 games during his first season in North America with Bridgeport (AHL)...Ranked third on the team in plus-minus (+7), fifth in points, tied for fifth in goals and tied for sixth in assists...Scored his first AHL goal and added his first AHL assist on Oct. 20 at Wilkes-Barre/Scranton...Had a three-game point streak spanning Nov. 4-9 (1g/2a)...Posted his second three-game point streak of November less than two weeks later, including a three-point performance (2g/1a) in a 7-5 loss vs. Connecticut on Nov. 23...Notched a four-game point streak (1g/6a) from Dec. 15-26, including a three-assist outing in a 5-2 win vs. Connecticut on Dec. 26...Recorded goals in back-to-back games vs. Hershey on Jan. 8 and at Providence on Jan. 11...Missed 17 games due to injury from Jan. 20 - Mar. 6...Recorded seven assists in 20 games to conclude the 2012-13 season. 2011-12: Scored 11 points (6g/5a) in 49 games in his second season with Vastra Frolunda Hockey Club of the Swedish Elite League...Posted a plus-6 rating...Also appeared in six playoff games with Frolunda...Represented Sweden at the World Junior Championships in Edmonton and Calgary, scoring five points (1g/4a) in six games to earn a Gold Medal. 2010-11: Played in 41 games as a rookie with Frolunda during his first season in the SEL, scoring one goal...Played for Sweden at the 2011 Under-20 World Junior Championships in Buffalo, NY, tallying one assist...Played in 21 other international games with Sweden's national junior team...In 15 games with Frolunda's junior club (SuperElit), posted 19 points (10g/9a) in the regular season...Added 15 points (8g/7a) in seven playoff games with the junior club.

CAREER STATISTICS:

SEASON	REGULAR SEASON											PLAYOFFS					
	CLUB	LEA	GP	G	A	PTS	PIM	PP	SH	GW	+/-	GP	G	A	PTS	PIM	+/-
2009-10	Frolunda	SEL	1	0	0	0	0	-	-	-	E	-	-	-	-	-	-
2010-11	Frolunda	SEL	41	1	0	1	10	-	-	-	-7	-	-	-	-	-	-
	Frolunda	U20	15	10	9	19	4	-	-	-	-	7	8	7	15	2	-
	Sweden	WJC	6	0	1	1	0	-	-	-	-	-	-	-	-	-	-
2011-12	Frolunda	SEL	49	6	5	11	8	-	-	-	+6	6	0	0	0	2	-
	Sweden	WJC	6	1	4	5	2	-	-	-	-	-	-	-	-	-	-
2012-13	Bridgeport	AHL	59	11	21	32	30	3	0	1	+7	-	-	-	-	-	-
2013-14	Bridgeport	AHL	40	8	10	18	41	0	2	2	-10	-	-	-	-	-	-
	NY ISLANDERS	NHL	11	0	1	1	6	0	0	0	E	-	-	-	-	-	-
	NY ISLANDERS TOTALS		11	0	1	1	6	0	0	0	E	-	-	-	-	-	-
	NHL TOTALS		11	0	1	1	6	0	0	0	E	-	-	-	-	-	-

MANAGEMENT


THE PLAYERS

IN THE SYSTEM

2012 NHL ENTRY DRAFT

SOUND TIGERS

YEAR IN REVIEW



DAVID ULLSTROM | LEFT WING

SHOOTS: LEFT **HEIGHT:** 6-2 **WEIGHT:** 195 **BIRTHDAY:** 4.22.1989 **BIRTHPLACE:** JONKOPING, SWEDEN

ISLANDERS TRANSACTIONS: Selected by the Islanders in the fourth round (102nd overall) of the 2008 National Hockey League Draft. Agreed to a three-year, entry-level contract on June 1, 2010.

LAST SEASON: Split his first season in the Kontinental Hockey League between Yaroslavl Lokomotiv and Prague Lev, totaling 15 points (8g/7a) in 45 games...Transferred to Prague Lev, a KHL team in the Czech Republic, on Nov. 20...Scored 11 points (5g/6a) in 27 regular season games with Prague and 5 points (4g/1a) in 10 playoff games.

CAREER: 2012-13: Scored five points (2g/3a) in 20 games during his second season with the Islanders...Started the season with the Bridgeport Sound Tigers of the American Hockey League, totaling 26 points (9g/17a) with a team-high plus-14 rating in 33 games...Following the NHL work stoppage, began the NHL season with the Islanders out of training camp...Had a four-game point streak (2g/2a) from Jan. 21-27...Loaned to Bridgeport on Mar. 11, but recalled from loan on Mar. 13 after just one game with the Sound Tigers...Suffered a groin injury Mar. 14 at Tampa Bay and was placed on IR...Removed from IR on Apr. 3 after missing 10 games and was loaned to Bridgeport...Recalled from Bridgeport on Apr. 18. **2011-12:** Appeared in his first 29 career NHL games with the Islanders, scoring eight points (4g/4a) and collecting six penalty minutes...Also led the Bridgeport Sound Tigers in goals (24) during his second season in the American Hockey League, while playing in just 40 of the team's 82 games...Added six assists in Bridgeport for 30 points with a plus-9 rating...Was recalled from Bridgeport on Nov. 20. At the time of the recall, he was tied for the AHL lead in goals (12) and led the team in points (14)...Made his NHL debut on Nov. 21 in Pittsburgh...Scored his first NHL point/assist on Nov. 29 at Buffalo...Scored his first NHL goal on Dec. 6 vs. Tampa Bay (M. Garon)...Suffered a concussion on Dec. 20 at Winnipeg in his 14th career NHL game and missed the next nine games on Injured Reserve, before returning to Bridgeport on Jan. 11...Recalled from Bridgeport on Feb. 25 and played in 15 games before being returned on Mar. 29...With Bridgeport, scored two points (1g/1a) in three playoff games. **2010-11:** Scored 41 points (17g/24a) in 67 American Hockey League games with the Bridgeport Sound Tigers during his first season in North America...Finished fourth on the team in points and goals and ranked fifth on the team in assists...Scored eight power-play goals and two game-winning goals...Recorded his first point/assist on opening night, Oct. 9 vs. Worcester...Scored his first goal on Oct. 17 vs. Portland...Scored goals in three straight games from Oct. 17-29...Recorded his first hat trick on Feb. 20 vs. Manchester...Named AHL Rookie of the Week for the week ending on Feb. 20. **2009-10:** Scored 16 points (5g/11a) in 47 games with Jonkoping during his first full season in the Swedish Elite League. **2008-09:** Scored 16 points (9g/7a) in 15 games with Boras (Swe-1), and also spent time with Jonkoping of the Swedish Elite League, posting four points (1g/3a) in 19 games...Notched one goal in 14 playoff games with Jonkoping. **2007-08:** Made his Swedish Elite League debut with Jonkoping, going scoreless in seven games...Spent most of the season with Jonkoping's Swedish Junior League club...Led the team in goals (27), assists (27) and points (54) in 40 regular season games.

INTERNATIONAL: Represented Sweden at the 2009 World Junior Championships in Ottawa, scoring four points (2g/2a) with a plus-4 rating in six games.

NHL PLAYOFFS: 2013: Made his Stanley Cup Playoffs debut, recording one assist in three games of the Islanders' Eastern Conference Quarterfinals against Pittsburgh.

CAREER STATISTICS:

GREEN CARPUS																		
REGULAR SEASON												PLAYOFFS						
SEASON	CLUB	LEA	GP	G	A	PTS	PIM	PP	SH	GW	+/-	GP	G	A	PTS	PIM	+/-	
2005-06	HV71 Jonkoping U18	SWE-U1813		5	8	13	14	-	-	-	-	5	4	1	5	14	-	
	HV71 Jonkoping JR.	SWE-JR 1		0	0	0	0	-	-	-	-	-	-	-	-	-	-	
2006-07	HV71 Jonkoping U18	SWE-U18 1		0	0	0	2	-	-	-	-	-	-	-	-	-	-	
	HV71 Jonkoping JR	SWE-JR 39		16	14	30	30	-	-	-	-	5	2	6	8	10	-	
2007-08	HV71 Jonkoping JR	SWE-JR 40		27	27	54	86	-	-	-	-	4	0	2	2	0	-	
	HV71 Jonkoping	SEL 7		0	0	0	0	-	-	-	-	3	2	2	4	0	-	
2008-09	HV71 Jonkoping JR	SWE-JR 2		0	0	0	0	-	-	-	-	-	-	-	-	-	-	
	BORAS	SWE-2 15		9	7	16	22	-	-	-	-	-	-	-	-	-	-	
	HV71 Jonkoping	SEL 19		1	3	4	6	-	-	-	-	14	1	0	1	4	-	
	Sweden	WJC 6		2	2	4	2	-	-	-	-	-	-	-	-	-	-	
2009-10	HV71 Jonkoping	SEL 47		5	11	16	27	-	-	-	-	16	2	0	2	0	-	
	HV71 Jonkoping JR	SWE-JR 1		1	0	1	2	-	-	-	-	-	-	-	-	-	-	
2010-11	Bridgeport	AHL 67		17	24	41	36	8	0	2	-10	-	-	-	-	-	-	
2011-12	Bridgeport	AHL 40		24	6	30	22	8	0	7	+9	3	1	1	2	4	+1	
	NY ISLANDERS	NHL 29		4	4	8	6	1	0	1	-2	-	-	-	-	-	-	
2012-13	Bridgeport	AHL 33		9	17	26	14	3	0	2	+14	-	-	-	-	-	-	
	NY ISLANDERS	NHL 20		2	3	5	6	0	0	1	-2	3	0	1	1	0	+1	
2013-14	Yaroslavl Lokomotiv	KHL 18		3	1	4	6	-	-	-	-1	-	-	-	-	-	-	
	Prague Lev	KHL 27		5	6	11	10	-	-	-	+9	10	4	1	5	2	+3	
	NY ISLANDERS TOTALS			49	6	7	13	12	1	0	2	-4	3	0	1	1	0	+1
	NHL TOTALS			49	6	7	13	12	1	0	2	-4	3	0	1	1	0	+1



STEPHON WILLIAMS | GOALTENDER

CATCHES: LEFT **HEIGHT:** 6-2 **WEIGHT:** 194 **BIRTHDAY:** 4.28.1993 **BIRTHPLACE:** FAIRBANKS, AK

ISLANDERS TRANSACTIONS: Selected by the Islanders in the fourth round (106th overall) of the 2013 National Hockey League Draft.

LAST SEASON: Appeared in 12 games as a sophomore at Minnesota State-Mankato University of the Western Collegiate Hockey Association...Posted a 5-6-0 record.

JUNIOR: 2012-13: Earned WCHA Rookie of the Year honors during his freshman campaign with the Minnesota State-Mankato University...Named to the All-WCHA First Team and WCHA All-Rookie Team...Named WCHA Goaltending Champion...Posted a 21-12-2 record with a 2.00 goals-against average and

.924 save percentage...Tied for 11th in the National Collegiate Athletic Association in GAA, 14th in winning percentage (.629) and 21st in SV%...Twice named WCHA Rookie of the Week...In conference games, led the WCHA in GAA (1.93), finished second in SV% (.927) and third in wins (15)...Had four shutouts. **2011-12:** Split his second season in the United States Hockey League between the Sioux Falls Stampede and Waterloo Black Hawks, totaling a 16-15-4 record with a 2.74 GAA and .905 SV%...Two-time USHL Player of the Week...Helped lead Waterloo to a second-place finish in the Clark Cup Finals, posting a 10-5-1 playoff record with a 2.28 GAA and .922 SV%. **2010-11:** Made his USHL debut, posting a 20-7-6 record and one shutout in 35 games for Sioux Falls...Ranked eighth in the league in wins...Appeared in five postseason games, going 4-1 with a .924 save percentage and 2.21 goals-against average.

CAREER STATISTICS:

SEASON	REGULAR SEASON										PLAYOFFS						
	CLUB	LEA	GP	MIN	GA	SO	GAA	REC	SA	SV	SV%	GP	MIN	GA	SO	GAA	REC SV%
2010-11	Sioux Falls	USHL	35	2042	88	1	2.59	20-7-6	963	875	.909	5	298	11	0	2.21	4-1 .924
2011-12	Sioux Falls	USHL	21	1113	50	1	2.70	6-9-2	575	525	.913	-	-	-	-	-	-
	Waterloo	USHL	19	1054	49	1	2.79	10-6-2	471	422	.896	15	895	34	1	2.28	10-5 .922
2012-13	Minn. St-Mankato WCHA		35	2043	68	1	2.00	21-12-2	894	826	.924	-	-	-	-	-	-
2013-14	Minn. St-Mankato WCHA		12	594	32	1	3.23	5-6-0	232	200	.862	-	-	-	-	-	-



16 | HARRY ZOLNIERCZYK | FORWARD

SHOOTS: LEFT **HEIGHT:** 5-11 **WEIGHT:** 168 **BIRTHDAY:** 9.1.1987 **BIRTHPLACE:** TORONTO, ON

ISLANDERS TRANSACTIONS: Signed by the Islanders as a free agent to a one-year, two-way deal on July 2, 2014

TRANSACTIONS: Signed by the Philadelphia Flyers as an undrafted free agent in 2011. Traded from Philadelphia to the Anaheim Ducks in exchange for Jay Rosehill on April 1, 2013.

LAST SEASON: Appeared in 13 National Hockey League games during his first season with the Pittsburgh Penguins...Spent the majority of the season in the American Hockey League with Wilkes-Barre/Scranton, establishing career highs with 18 goals, 18 assists, 36 points in 57 games...Finished second on the team in goals and fifth in points...Made his Calder Cup Playoffs debut, scoring 10 points (3g/7a) in 17 games as Wilkes-Barre/Scranton advanced to the Eastern Conference Finals.

CAREER: 2012-13: Played seven NHL games with Philadelphia, but spent the majority of his second professional campaign in the AHL with Adirondack and the Norfolk Admirals...Was traded midseason from Philadelphia to the Anaheim Ducks...In 61 AHL Games, scored 19 points (11g/8a) with 68 penalty minutes. **2011-12:** Appeared in a career-high 37 NHL games in his rookie season with Philadelphia, scoring six points (3g/3a) and 35 penalty minutes...Made his NHL debut and scored his first NHL goal on Oct. 18 at Ottawa (Craig Anderson)...Scored 21 points (8g/13a) in 39 AHL games with Adirondack.

COLLEGE: 2010-11: Named the Ivy League Player of the Year during senior season at Brown University (East Coast Athletic Conference)...Posted 31 points (16g/15a) and 128 penalty minutes in 30 games while serving as team captain...Posted career highs in goals and penalty minutes. **2009-10:** Established collegiate career highs in points (33), assists (20) and games (37) as a junior at Brown University. **2008-09:** Named to ECAC Hockey All-Academic Team as a sophomore at Brown University. **2007-08:** Recorded three assists in 16 games during his freshman season at Brown University.

CAREER STATISTICS:

REGULAR SEASON												PLAYOFFS					
SEASON	CLUB	LEA	GP	G	A	PTS	PIM	PP	SH	GW	+/-	GP	G	A	PTS	PIM	+/-
2005-06	Albani Valley	BCHL	53	9	13	22	40	-	-	-	-	6	1	3	4	10	-
2006-07	Albani Valley	BCHL	47	20	18	38	85	-	-	-	-	6	3	2	5	10	-
2007-08	Brown University	ECAC	16	0	3	3	2	-	-	-	-4	-	-	-	-	-	-
2008-09	Brown University	ECAC	31	1	1	2	30	-	-	-	-13	-	-	-	-	-	-
2009-10	Brown University	ECAC	37	13	20	33	78	-	-	-	-11	-	-	-	-	-	-
2010-11	Brown University	ECAC	30	16	15	31	128	-	-	-	+2	-	-	-	-	-	-
2011-12	Adirondack	AHL	16	3	2	5	37	0	0	1	-4	-	-	-	-	-	-
	PHILADELPHIA	NHL	37	3	3	6	35	0	0	0	-11	-	-	-	-	-	-
	Adirondack	AHL	39	8	13	21	37	5	1	2	-10	-	-	-	-	-	-
2012-13	PHILADELPHIA	NHL	7	0	1	1	36	0	0	0	E	-	-	-	-	-	-
	Adirondack	AHL	52	9	8	17	54	1	1	0	-13	-	-	-	-	-	-
2013-14	Norfolk	AHL	9	2	0	2	14	0	0	1	-6	-	-	-	-	-	-
	Wilkes-Barre/Scranton	AHL	57	18	18	36	75	0	1	2	+9	17	3	7	10	10	-1
	PITTSBURGH	NHL	13	2	0	2	12	0	0	0	E	-	-	-	-	-	-
	NHL TOTALS		57	5	4	9	83	0	0	0	-11	-	-	-	-	-	-

YEAR IN REVIEW

SOUND TIGERS

2012 NHL ENTRY DRAFT

IN THE SYSTEM

THE PLAYERS

MANAGEMENT



2014 NHL ENTRY DRAFT



71 | MICHAEL DAL COLLE | LEFT WING

SHOOTS: LEFT **HEIGHT:** 6-3 **WEIGHT:** 184 **BIRTHDAY:** 6.20.1996 **BIRTHPLACE:** RICHMOND HILL, ON

ISLANDERS TRANSACTIONS: Selected by the Islanders in the first round (5th overall) of the 2014 National Hockey League Draft.

LAST SEASON: Led the Oshawa Generals in scoring with 95 points (39g/56a) during his second season in the Ontario Hockey League...Tied for fifth overall in OHL scoring...Named to the OHL Second All-Star Team...Had 28 multi-point games, including a season-high five-point night (0g/5a) on Nov. 5 at Ottawa...Added team playoff highs in goals (8) assists (12) and points (20) through 12 games as Oshawa advanced to the Eastern Conference Finals.

JUNIOR: 2012-13: Earned OHL All-Rookie Team honors after finishing fifth in rookie scoring with 48 points (15g/33a) in 63 games with Oshawa...His plus-19 rating ranked third among first-year players...Added five points (2g/3a) in 12 playoff games, as Oshawa advanced to the Eastern Conference Semi-Finals...**2011-12:** Captained the Vaughan Kings of the Greater Toronto Minor Midget Hockey League...Scored 78 points (44g/34a) in 42 games...Also skated in three games with the St. Michael's Buzzers of the Ontario Junior Hockey League.

International: Won gold with Canada at the 2013 Ivan Hlinka Memorial, scoring four points (2g/2a) including the winning goal in the gold-medal game. Skated for Team Ontario at the 2013 World Under-17 Hockey Challenge, scoring six points (2g/4a) in five games.

CAREER STATISTICS:

REGULAR SEASON												PLAYOFFS					
SEASON	CLUB	LEA	GP	G	A	PTS	PIM	PP	SH	GW	+/-	GP	G	A	PTS	PIM	+/-
2011-12	Vaughan	GTMMHL	42	44	34	78	-	-	-	-	-	-	-	-	-	-	-
	St. Michael's	OJHL	4	0	0	0	4	-	-	-	-	10	0	0	0	-	-
2012-13	Oshawa	OHL	63	15	33	48	18	4	0	-	+19	9	2	3	5	6	+3
	Canada-Ontario	WHC-17	5	2	4	6	0	-	-	-	-	-	-	-	-	-	-
2013-14	Oshawa	OHL	67	39	56	95	34	16	0	-	+8	12	8	12	20	0	E



66 | JOSHUA HO-SANG | FORWARD

SHOOTS: RIGHT **HEIGHT:** 5-11 **WEIGHT:** 169 **BIRTHDAY:** 1.22.1996 **BIRTHPLACE:** TORONTO, ON

ISLANDERS TRANSACTIONS: Selected by the Islanders in the first round (28th overall) of the 2014 National Hockey League Draft.

LAST SEASON: Led the Windsor Spitfires in scoring with 85 points (32g/53a) in 67 games during his second season in the Ontario Hockey League...Tied for 17th overall in OHL scoring...Had 26 multi-point games, including a career-high six-point night (2g/4a) on Feb. 9 vs. North Bay...Added three points (1g/2a) in four playoff games...Earned a 15-game suspension during the playoffs for a push from behind on Mar. 27 vs. London.

CAREER: 2012-13: Scored 44 points (14g/30a) in 63 games during his rookie OHL season with Windsor...Tied for sixth in points among all OHL rookies...Finished fourth on the team in points and third in assists. **2011-12:** Scored 79 points (31g/48a) in 30 games with the Toronto Marlboros of the Greater Toronto Minor Midget Hockey League, often skating along side Connor McDavid.

International: Skated for Team Ontario at the 2013 World Under-17 Hockey Challenge, scoring five points (2g/3a) in five games.

CAREER STATISTICS:

REGULAR SEASON												PLAYOFFS					
SEASON	CLUB	LEA	GP	G	A	PTS	PIM	PP	SH	GW	+/-	GP	G	A	PTS	PIM	+/-
2011-12	Toronto	GTMMHL	30	31	48	79	24	-	-	-	-	-	-	-	-	-	-
2012-13	Windsor	OHL	63	14	30	44	22	2	0	-	-23	-	-	-	-	-	-
	Canada-Ontario	WHC-17	5	3	2	5	0	-	-	-	-	-	-	-	-	-	-
2013-14	Windsor	OHL	67	32	53	85	44	8	1	-	+26	4	1	2	3	10	-10



ILYA SOROKIN | GOALTENDER

CATCHES: LEFT **HEIGHT:** 6-2 **WEIGHT:** 167 **BIRTHDAY:** 8.4.1995 **BIRTHPLACE:** MEZHDURECHENSK, RU


ISLANDERS TRANSACTIONS: Selected by the Islanders in the third round (78th overall) of the 2014 National Hockey League Draft.

LAST SEASON: Played 27 games with Metallurg Novokuznetsk during his first full season in the Kontinental Hockey League...Recorded a 2.90 goals-against average with a .911 save percentage...Led the club in minutes played and GAA...Also played four games with Metallurg's junior club, Kuznetskie Medvedi, posting a 2.69 GAA and .917 SV%.

JUNIOR: 2012-13: Spent most of the season with the junior club Kuznetski, but also appeared in his first five KHL games with Novokuznetsk...In limited time, led the senior club in GAA and SV%.

CAREER STATISTICS:

SEASON	REGULAR SEASON										PLAYOFFS						
	CLUB	LEA	GP	MIN	GA	SO	GAA	REC	SA	SV	SV%	GP	MIN	GA	SO	GAA	REC SV%
2012-13	Novokuznetsk	KHL	5	151	7	0	2.77	1-1-0	86	79	.919	-	-	-	-	-	-
	Kuznetski	MHL	27	1422	-	1	2.57	-	-	-	.914	3	-	-	-	3.40	-.898
2013-14	Novokuznetsk	KHL	27	1346	65	0	2.90	5-12-0	729	664	.911	-	-	-	-	-	-
	Kuznetskie	MHL	4	244	-	0	2.69	-	-	-	.917	2	-	-	-	4.04	-.800



LINUS SODERSTROM | GOALTENDER

CATCHES: LEFT **HEIGHT:** 6-5 **WEIGHT:** 196 **BIRTHDAY:** 8.23.1996 **BIRTHPLACE:** STOCKHOLM, SWE

ISLANDERS TRANSACTIONS: Selected by the Islanders in the fourth round (95th overall) of the 2014 National Hockey League Draft.

LAST SEASON: Played 23 games with Djurgarden's junior club in the SuperElit league...Posted a 2.61 GAA and .915 SV% in 23 games...Appeared in one SuperElit playoff game with the U-20 club and also one Allsvenskan playoff game with Djurgarden's under-18 team.

JUNIOR: 2012-13: Spent the season with Djurgarden's Under-18 club, seeing action in both Elit and Allsvenskan play...Combined for a GAA under 2.00...Added nine Allsvenskan playoff starts, posting a 2.26 GAA with a .936 SV%.

International: Represented Sweden at the 2014 World Under-18 Championships and the 2013 Ivan Hlinka Memorial.

CAREER STATISTICS:

SEASON	REGULAR SEASON										PLAYOFFS						
	CLUB	LEA	GP	MIN	GA	SO	GAA	REC	SA	SV	SV%	GP	MIN	GA	SO	GAA	REC SV%
2012-13	Djurgarden U18	Elit	7	382	-	3	1.57	-	-	-	.906	-	-	-	-	-	-
	Djurgarden U18	Allsvenskan	11	631	-	2	1.90	-	-	-	.933	9	-	-	-	2.26	-.936
2013-14	Sweden U18	Ivan Hlinka	3	-	-	1	2.29	-	-	-	.900	-	-	-	-	-	-
	Djurgarden U20	SuperElit	23	1357	-	0	2.61	-	-	-	.915	1	-	-	-	4.00	-.918
	Djurgarden U18	Allsvenskan	-	-	-	-	-	-	-	-	-	1	-	-	-	3.03	-.842
	Sweden U18	WJC-18	6	-	-	-	2.33	-	-	-	.899	-	-	-	-	-	-

MANAGEMENT

THE PLAYERS

IN THE SYSTEM

2014 NHL ENTRY DRAFT

SOUND TIGERS

YEAR IN REVIEW



DEVON TOEWS | DEFENSEMAN

SHOOTS: LEFT **HEIGHT:** 6-1 **WEIGHT:** 181 **BIRTHDAY:** 2.21.1994 **BIRTHPLACE:** ABBOTSFORD, BC

ISLANDERS TRANSACTIONS: Selected by the Islanders in the fourth round (108th overall) of the 2014 National Hockey League Draft.

LAST SEASON: Scored 17 points (1g/16a) in 37 games as a freshman at Quinnipiac University...Finished second among team defensemen in scoring and ranked ninth overall on the club.

JUNIOR: 2012-13: Led all defensemen in scoring and tied for third overall on the Surrey Eagles with 45 points (10g/35a) in 48 games during his second season in the British Columbia Hockey League...Scored nine points (0g/9a) in 17 playoff games as Surrey captured the BCHL Championship...Named the BCHL (Coastal) Best Defenseman and to the BCHL (Coastal) First All-Star Team...Surrey advanced to the Canadian Junior Hockey League Western Canada Cup, where Toews was named to the All-Tournament Team and the CJHL Western Canada Cup MVP...The club then advanced to the RBC Cup, where Toews was named the tournament's top defenseman. **2011-12:** Named to the BCHL All-Rookie team after scoring 29 points (7g/22a) in 54 games with Surrey. **2010-11:** Scored 37 points (12g/25a) in 39 games with the Fraser Valley Bruins of the British Columbia Major Midget League.

CAREER STATISTICS:

REGULAR SEASON												PLAYOFFS						
SEASON	CLUB	LEA	GP	G	A	PTS	PIM	PP	SH	GW	+/-	GP	G	A	PTS	PIM	+/-	
2009-10	Fraser Valley	BCMML	39	2	5	7	60	-	-	-	-	-	-	-	-	-	-	
2010-11	Fraser Valley	BCMML	39	12	25	37	52	-	-	-	-	-	-	-	-	-	-	
2011-12	Surrey	BCHL	54	7	22	29	42	-	-	-	-	12	5	7	12	15	-	
2012-13	Surrey	BCHL	48	10	37	47	55	-	-	-	-	17	0	9	9	10	-	
2013-14	Quinnipiac	ECAC	37	1	16	17	10	1	0	0	+9	-	-	-	-	-	-	



KYLE SCHEMPP | FORWARD

SHOOTS: LEFT **HEIGHT:** 6-0 **WEIGHT:** 178 **BIRTHDAY:** 1.13.1994 **BIRTHPLACE:** SAGINAW, MI

ISLANDERS TRANSACTIONS: Selected by the Islanders in the sixth round (155th overall) of the 2014 National Hockey League Draft.

LAST SEASON: Scored 25 points (10/15a) in 43 games as a freshman at Ferris State University...Tied for fourth on the team in points.

JUNIOR: 2012-13: Played 64 games with the Sioux Falls Stampede of the United States Hockey League, scoring 41 points (13g/28a)...Tied for fourth on the team in assists...Added five assists in 10 games as Sioux Falls advanced to the second round of the USHL playoffs. **2011-12:** Scored 35 points (13g/22a) during his first season with the Traverse City North Stars of the North American Hockey League...Earned NAHL All-Rookie Second Team Honors.

CAREER STATISTICS:

REGULAR SEASON											PLAYOFFS						
SEASON	CLUB	LEA	GP	G	A	PTS	PIM	PP	SH	GW	+/-	GP	G	A	PTS	PIM	+/-
2011-12	Traverse City	NAHL	59	13	22	35	29	-	-	-	-2	4	0	1	1	0	-
2012-13	Sioux Falls	USHL	64	13	28	41	28	-	-	-	+26	10	0	5	5	2	+1
2013-14	Ferris State	WCHA	43	10	15	25	12	3	0	1	+10	-	-	-	-	-	-



LUKAS SUTTER | FORWARD

SHOOTS: LEFT **HEIGHT:** 6-1 **WEIGHT:** 216 **BIRTHDAY:** 10.4.1993 **BIRTHPLACE:** ST. LOUIS, MO

ISLANDERS TRANSACTIONS: Selected by the Islanders in the seventh round (200th overall) of the 2014 National Hockey League Draft.

CAREER TRANSACTIONS: Selected by the Winnipeg Jets in the second round (39th overall) of the 2012 NHL Draft.

LAST SEASON: Scored 23 points (10g/13a) in 45 games during his first season with the Red Deer Rebels and his fourth full Western Hockey League campaign... Ranked third on the team with five power-play goals... Missed the final 12 games of the season after undergoing shoulder surgery.

CAREER: **2012-13:** Led the Saskatoon Blades in penalty minutes with 168 during his third full WHL season... Scored 24 points (13g/11a) in 72 games... Added two goals in four playoff games. **2011-12:** Posted WHL career highs in goals (28), assists (31) and points (59) during his second full season with Saskatoon... Finished third on the team in goals and points... Led the team with 165 penalty minutes and ranked third in plus-minus (+15)... Added two assists in four playoff games. **2010-11:** Led Saskatoon in penalty minutes with 179, a career high, during his first full season in the WHL... Scored 19 points (4g/15a) in 71 games... Appeared in 10 playoff games. **2009-10:** Scored 12 points in 13 games during his second season with the Lethbridge Hurricanes of the Alberta Midget Hockey League... Also made his WHL debut with Saskatoon, playing in seven games... Appeared in five WHL playoff games.

CAREER STATISTICS:

SEASON	REGULAR SEASON											PLAYOFFS					
	CLUB	LEA	GP	G	A	PTS	PIM	PP	SH	GW	+/-	GP	G	A	PTS	PIM	+/-
2006-07	Lethbridge	AMBHL	32	3	21	24	72	-	-	-	-	10	2	5	7	12	-
2007-08	Lethbridge	AMBHL	33	14	28	42	110	-	-	-	-	2	0	1	1	0	-
2008-09	Lethbridge	AMHL	33	6	5	11	83	-	-	-	-	-	-	-	-	-	-
	Okotoks	AJHL	2	0	0	0	0	-	-	-	-	-	-	-	-	-	-
2009-10	Lethbridge	AMHL	13	6	6	12	16	-	-	-	-	5	2	1	3	4	-
	Saskatoon	WHL	7	0	1	1	8	0	0	-	-1	5	0	0	0	2	-1
2010-11	Saskatoon	WHL	71	4	15	19	179	0	0	-	+1	10	0	0	0	6	E
2011-12	Saskatoon	WHL	70	28	31	59	165	9	1	-	+15	4	0	2	2	14	-3
2012-13	Saskatoon	WHL	72	13	11	24	168	2	0	-	-8	4	2	0	2	6	-4
2013-14	Red Deer	WHL	45	10	13	23	76	5	0	-	-6	-	-	-	-	-	-

MANAGEMENT

THE PLAYERS

IN THE SYSTEM

2014 NHL ENTRY DRAFT

SOUND TIGERS

YEAR IN REVIEW

YEAR IN REVIEW

SOUND TIGERS

2014 NHL ENTRY DRAFT

IN THE SYSTEM

THE PLAYERS

MANAGEMENT



BRIDGEPORT SOUND TIGERS



EXECUTIVE DIRECTORY ARENA/OFFICES

WEBSTER BANK ARENA
600 MAIN ST., BRIDGEPORT, CT 06604
203.334.GOAL | SOUNDTIGERS.COM

OWNERSHIP/TOP MANAGEMENT

Owner & Governor	Charles B. Wang
General Manager	Garth Snow
President	Howard Saffan

COACHING STAFF

Head Coach	Brent Thompson
Assistant Coaches	Eric Boguniecki & Doug Holewa
Athletic Trainer	David Stickney
Equipment Manager	Leni DiCostanzo

OPERATIONS

Senior VP of Operations	Charlie Dowd	Partnership Marketing Coordinator	Amy Rimmer
Senior VP of Corporate Sales & Partnerships	Cian Stein	Corporate Account Executive	Devin Berg
Vice President of Marketing	Brian Keegan	Corporate Account Executive	Tim Foley
Vice President of Group Sales	Alayne Murphy	Corporate Account Executive	John Harris
Sr. Director of Events & Operations	Shane Beardsley	Corporate Account Executive	John Lecardo
Ticket Operations Manager	Brianne Tompkins	Corporate Account Executive	Jack Lynch
Ticket Operations Assistant	Matt Sousa	Corporate Sales Executive	Lisa Miro
Director of Back of House Events & Operations	Cliff Lydixsen	Box Office Manager	Jay Eylward
Creative Services & Marketing Manager	Cristina Weigel	Account Executive	Brad Dworin
Communications Manager/Community Relations	Paul Ryan	Video & Game Operations Manager	Thomas Winter
Group Sales Representative	Dan Tamburro	Group Sales Representative	Sarah Rodrigues
Group Sales Representative	Evan Paradis	Group Sales Representative	Mary Boissonneault
Radio Broadcaster	Phil Giubileo		

MEDICAL STAFF

Team Physician/Orthopedist	Dr. Dante Brittis	Team Orthopedist	Dr. Rolf Langeland
Team Dentist	Dr. Joseph W. Worthington	Team Orthopedist	Dr. Henry Backe
Internist	Dr. Peter Cimino	Team Orthopedist	Dr. Patrick Kwok
		Team Orthopedist	Dr. Robert Stanton

BRIDGEPORT SOUND TIGERS COACHING STAFF



BRENT THOMPSON

HEAD COACH

Brent Thompson returns for his second season as Head Coach of the Bridgeport Sound Tigers in 2014-15, marking his fourth season in the New York Islanders organization. Thompson served in the same capacity with the Sound Tigers during the 2011-12 season, before being named an assistant coach of the Islanders for the 2012-13 and 2013-14 seasons.

Prior to his time with the Islanders organization, Thompson was the Head Coach of the Alaska Aces of the ECHL from 2009-2011, winning the Kelly Cup Championship in the 2010-11 campaign. During his

two seasons as Head Coach in Alaska, Thompson amassed an 83-50-11 record. Thompson also served as a player/coach with the CHL's Colorado Eagles in 2003-04 and was an assistant with the AHL's Peoria Rivermen from 2005-2009.

Before he joined the coaching ranks, Thompson enjoyed a 14-year playing career, which included 121 NHL games and over 700 professional contests. The Calgary, AB, native was originally drafted by the Los Angeles Kings in the second round (39th overall) of the 1989 NHL Entry Draft.



ERIC BOGUNIECKI


ASSISTANT COACH

Eric Boguniecki returns for his fourth season as Sound Tigers assistant Coach for the 2014-15 campaign.

A native of nearby West Haven, Conn., Boguniecki joined the Sound Tigers coaching staff in 2011-12 after ending his playing career as a player/coach in 2009-10 with the Alaska Aces of the ECHL, alongside Sound Tigers Head Coach Brent Thompson. Boguniecki's career spanned 13 seasons, including 178 games in the NHL. An eighth-round pick (193rd overall) of the St. Louis Blues in the 1993 NHL Draft,

Boguniecki's best seasons came with the Blues organization. During the 2001-02 campaign, he was named the American Hockey League's Most Valuable Player with the Worcester Ice Cats. The following season he posted NHL career highs in goals (22), assists (27) and points (49) with St. Louis.

Prior to his professional career, Boguniecki played four seasons at the University of New Hampshire from 1993-1997.



DOUG HOLEWA

ASSISTANT COACH

Doug Holewa returns to the Sound Tigers for his third season as assistant coach. Holewa oversees all aspects of video coaching.

Holewa joined the organization at the start of the 2012-13 season after serving as an assistant coach with the Atlantic Junior Hockey League's New Jersey Rockets.

The Garden City, NY native was a two-sport athlete at Connecticut College and received his Masters in Education from Columbia University. Holewa also served a tour in Iraq in 2010 as a member of the United States Marine Corps.

MANAGEMENT

THE PLAYERS

IN THE SYSTEM

2014 NHL ENTRY DRAFT

SOUND TIGERS

YEAR IN REVIEW

SEASON-BY-SEASON RECORD

SEASON	GP	W	L	T*	OTL**	PTS	GF	GA	DIVISION	CONFERENCE	LEAGUE	PLAYOFF RESULT
2001-01	80	43	25	8	4	98	240	192	1st in East	1st in Eastern	1st in AHL	Lost Calder Cup Final
2002-03	80	40	26	11	3	94	219	198	2nd in East	5th in Eastern	9th in AHL	Lost Conf. Semifinal
2003-04	80	41	23	12	4	98	178	140	2nd in East	3rd in Eastern	5th in AHL	Lost Div. Semifinal
2004-05	80	37	38	4	1	79	192	222	6th in East	12th in Eastern	22nd in AHL	Did Not Qualify
2005-06	80	38	33	6	3	85	246	253	4th in East	8th in Eastern	16th in AHL	Lost Div. Semifinal
2006-07	80	36	37	1	6	79	229	267	5th in East	11th in Eastern	21st in AHL	Did Not Qualify
2007-08	80	40	36	1	3	84	225	240	5th in East	9th in Eastern	20th in AHL	Did Not Qualify
2008-09	80	49	23	3	5	106	241	212	2nd in East	3rd in Eastern	6th in AHL	Lost Div. Semifinal
2009-10	80	38	32	4	6	86	201	220	5th in Atlantic	8th in Eastern	16th in AHL	Lost Div. Semifinal
2010-11	80	30	39	4	7	71	218	266	7th in Atlantic	14th in Eastern	28th in AHL	Did Not Qualify
2011-12	76	41	26	3	6	91	233	219	1st in Northeast	3rd in Eastern	6th in AHL	Lost Conf. Quarterfinal
2012-13	76	32	32	7	5	76	218	242	3rd in Northeast	11th in Eastern	23rd in AHL	Did Not Qualify
2013-14	76	28	40	2	6	64	183	238	5th in Northeast	14th in Eastern	29th in AHL	Did Not Qualify

* T - Ties were eliminated starting in the 2004-05 season (replaced with OTL) ** Shootout losses replaced OTL in the 2004-05 season

SOUND TIGERS RECORD VS. AHL

ALL-TIME	GP	W	L/OTL	T/SOL	ALL-TIME	GP	W	L/OTL	T/SOL
Abbotsford Heat	4	2	2	0	Portland Pirates	66	26	38	2
Adirondack/Philadelphia Phantoms	80	44	31	5	Providence Bruins	64	26	28	10
Albany Devils/Lowell Devils	52	32	20	0	Quebec Citadelles	2	2	0	0
Binghamton Senators	62	32	28	2	Rochester Americans	2	2	0	0
Charlotte Checkers/Albany River Rats	66	32	23	11	San Antonio Rampage	6	3	3	0
Cincinnati Ducks	4	3	1	0	Springfield Falcons	78	41	31	6
Hamilton Bulldogs	4	2	1	1	Saint John Flames	8	7	1	0
Hartford Wolf Pack/Connecticut Whale	132	60	61	11	St. John's IceCaps	8	1	5	2
Hershey Bears	68	29	35	4	St. John's Maple Leafs	8	2	3	3
Houston Aeros	6	3	2	1	Syracuse Crunch	16	10	4	2
Lowell Lock Monsters	22	15	6	1	Utah Grizzlies	8	6	2	0
Manchester Monarchs	60	22	33	5	Utica Comets	2	1	1	0
Manitoba Moose	4	0	4	0	Wilkes-Barre/Scranton Penguins	64	29	30	5
Milwaukee Admirals	2	1	1	0	Worcester Ice Cats	12	8	3	1
Norfolk Admirals	76	33	39	4	Worcester Sharks	32	19	20	3

ALL-TIME REG. SEASON PLAYER RECORDS

PLAYERS

Most points in one season	Jeff Tambellini (2007-08)	76
Most goals in one season	Jeff Hamilton (2003-04)	43
Most assists in one season	Rob Collins (2005-06)	48
Most penalty minutes in a season	Eric Godard (2004-05)	295
Most power-play goals in a season	Jeff Hamilton (2003-04)	20
Most short-handed goals in season	Jeff Tambellini (2007-08)	6
Most game-winners in a season	Jeff Hamilton (2003-04)	15 (AHL record)
Most points in one game	Blake Comeau (10/13/06)	5
	Jeff Tambellini (4/4/08)	
	Greg Mauldin (2/13/10)	
	Ryan Strome (11/1/13)	
Most goals in one game	Sean Bergenheim (2/22/06)	4
Most assists in one game	Blake Comeau (10/8/06)	4
	Robert Nilsson (12/16/06)	
	Mike Iggliden (12/13/08)	
	Greg Mauldin (2/13/10)	
	Jeremy Colliton (3/25/11)	
	Jeremy Colliton (4/5/11)	
	Kael Moullierat (2/11/12)	
	Tony Romano (3/27/12)	
Most penalty minutes in one game	Eric Godard (2/1/02)	45
	Kip Brennan (11/17/07)	
Fastest hat trick	Rhett Rakhshani	1:59 (4/3/11)

GOALTENDERS

Appearances - Season	Rick DiPietro (2001-02)	59
Minutes Played - Season	Rick DiPietro (2001-02)	3,471
Wins - Season	Rick DiPietro (2001-02)	30
Losses - Season	Wade Dubielewicz (2004-05)	23
Shutouts - Season	Wade Dubielewicz (2003-04)	9
Shutouts - Career	Wade Dubielewicz (2003-07)	15
Lowest GAA - Season	Wade Dubielewicz (2003-04)	1.38 (AHL record)
Highest SV% - Season	Wade Dubielewicz (2003-04)	.946 (AHL record)
Most Saves - Game	Wade Dubielewicz (2/9/07)	52
Most Saves - Season	Kevin Poulin	1,423

ALL-TIME REG. SEASON TEAM RECORDS

Division Championships	2	2001-02, 2011-12
Overall regular season championships	1	2001-02
Most points in one season	106	2008-09
Fewest points in one season	64	2013-14
Most wins in one season	49	2008-09
Fewest wins in one season	28	2013-14
Most losses in one season	50	2010-11
Most ties in one season	12	2003-04
Fewest ties in one season	8	2001-02
Most shootout losses in one season	7	2010-11
Fewest shootout losses in one season	1	2004-05
Most goals scored in one season	246	2005-06
Fewest goals scored in one season	178	2003-04
Most goals allowed in one season	267	2006-07
Fewest goals allowed in one season	140	2003-04
Most penalty minutes in one season	1,834	2004-05
Longest home winning streak	9 games	1/24/07 - 2/20/07
Longest away winning streak	8 games	1/4/12 - 2/3/12
Longest overall losing streak	9 games	1/23/11 - 2/19/11
Longest home losing streak	6 games	3/23/14 - 4/14/14
Longest away losing streak	8 games	12/2/11 - 12/31/11
Longest winless streak at home	9 games	1/2/11 - 2/13/11 (0-6-2-1)
Longest away winless streak	15 games	11/25/04 - 2/2/05 (0-13-1-1)
Longest winless streak overall	12 games	3/19/14 - 4/14/14 (0-10-0-2)
Longest overall undefeated streak	20 games	10/25/03-12/14/03 (17-0-3)
Longest home undefeated streak	11 games	10/18/02-12/4/02 (9-0-2)
Longest away undefeated streak	12 games	10/25/03-12/20/03 (10-0-2)
Longest overall winning streak	9 games	2/2/02-2/23/02
		11/9/03 - 11/29-03

2013-14 FINAL SCORING

NO.	PLAYER	GP	G	A	PTS	PIM	+/-	PP	SH	GW	S
18	Ryan Strome	37	13	36	49	41	.16	.2	0	2	125
9	Anders Lee	54	22	19	41	83	+1	.9	0	5	161
26	Mike Halmo	56	18	20	38	137	+11	10	1	1	124
22	Alan Quine	61	8	19	27	23	-24	.2	0	1	83
21	Dallas Jackson	53	3	21	24	36	-15	.0	0	1	85
46	Matt Donovan	27	7	14	21	25	+11	.4	0	1	79
27	Aaron Ness	48	6	14	20	47	-15	.2	1	1	88
54	Chris Langkow	64	5	15	20	24	-10	.2	1	1	60
11	Andrew Clark	35	7	12	19	12	E	.0	1	2	56
28	Johan Sundstrom	40	8	10	18	41	-10	.0	2	2	74
10	Scott Mayfield	71	3	15	18	129	E	.0	0	1	100
96	Pierre Marc-Bouchard	20	6	11	17	4	-2	.1	0	0	37
23	John Persson	46	12	4	16	38	-16	.7	0	3	99
7	Scooter Vaughan	51	9	7	16	43	-13	.1	3	0	75
39	Joe Diamond	37	7	5	12	76	-3	.4	0	0	41
19	Riley Wetmore	38	3	8	11	116	-2	.0	1	0	55
3	Andrey Pedan	28	5	5	10	43	-2	.0	1	0	42
4	Mike Cornell	35	4	6	10	78	E	.2	0	0	55
17	Jake Newton	18	2	6	8	2	E	.1	0	0	29
17	Nick Larson	17	4	2	6	20	5	.0	0	1	29
5	Mike Keenan	41	3	3	6	72	-5	.2	0	0	58
6	Joel Broda	17	2	4	6	6	-4	.1	0	1	33
49	Justin Johnson	50	1	4	5	195	-3	.0	0	0	15
20	Jeremy Langlois	7	2	2	4	2	-2	.1	0	1	20
14	Joey Martin	9	2	2	4	0	3	.0	0	0	10
11	Jon Sim	14	2	2	4	4	-5	.1	0	0	23
16	Chris Bruton	41	1	3	4	91	-7	.0	0	0	43
20	Jesse Graham	7	1	3	4	12	E	.1	0	0	13
36	Matthew Pistilli	13	1	3	4	0	1	.0	0	0	13
77	Kirill Kabanov	16	3	0	3	12	-3	.1	0	0	21
12	Calvin de Haan	17	1	2	3	8	-5	.0	0	0	40
14	Brent Harris	8	1	2	3	4	-6	.1	0	0	16
88	Ryan Walters	11	1	2	3	2	-7	.0	0	0	26
25	Adam Brace	2	1	1	2	0	-1	.1	0	0	3
44	Brett Gallant	58	1	1	2	255	-4	.0	0	0	24
15	Marc Cantin	39	0	2	2	92	-5	.0	0	0	32
52	Joe Finley	29	0	2	2	50	-8	.0	0	0	26
17	Matt Lowry	19	0	2	2	21	-3	.0	0	0	13
25	Justin Hickman	5	1	0	1	4	-2	.0	0	0	12
29	Brock Nelson	1	1	0	1	2	2	.0	0	0	6
36	Jesse Root	11	1	0	1	4	-1	.0	0	0	25
24	Sean Wiles	11	1	0	1	6	-1	.0	0	0	14
24	Dmitry Antipin	4	0	1	1	4	E	.0	0	0	3
25	Peter Boyd	3	0	1	1	4	2	.0	0	0	5
11	Jason Clark	12	0	1	1	4	-3	.0	0	0	11
6	Ryan Pulock	3	0	1	1	2	-1	.0	0	0	1
25	Ben Rosen	5	0	1	1	0	-E	.0	0	0	3
8	Josh Holmstrom	7	0	1	1	2	-1	.0	0	0	11
88	Guy Leboeuf	14	0	1	1	6	-3	.0	0	0	10
2	Kenny Reiter	14	0	1	1	0	E	.0	0	0	0
6	Mike Banwell	2	0	0	0	0	2	.0	0	0	1
4	Kyle Burroughs	9	0	0	0	2	-6	.0	0	0	15
21	Mathieu Coderre-Gagnon	7	0	0	0	14	E	.0	0	0	2
61	Victor Crus Rydberg	7	0	0	0	0	-2	.0	0	0	5
2	Mike Dalhuisen	4	0	0	0	12	-3	.0	0	0	6
57	Philip-Michael Devos	3	0	0	0	0	-3	.0	0	0	6
35	Sean Escobedo	1	0	0	0	2	E	.0	0	0	0
8	Matt Mangene	10	0	0	0	6	-4	.0	0	0	13
25	Justin Mercier	4	0	0	0	0	1	.0	0	0	34
14	Greg Miller	9	0	0	0	0	-2	.0	0	0	9
72	Brock Montpetit	2	0	0	0	2	-3	.0	0	0	0

2013-14 GOALTENDING

NO.	GOALTENDER	GP	MINS	AVG	W	L	SOL	SO	EN	GA	SA	SV %
45	Anders Nilsson	29	1683:56	2.81	12	14	2	2	3	79	798	.901
35	Kenny Reiter	25	1401:23	3.04	10	11	2	1	3	71	687	.897
38	Kevin Poulin	15	904:27	2.65	2	12	1	0	4	40	444	.910
30	Parker Milner	8	386:41	2.95	4	2	0	0	0	19	179	.897
1	Philippe Trudeau	4	213:43	3.37	0	3	1	0	1	12	117	.897

MANAGEMENT

THE PLAYERS

IN THE SYSTEM

2014 NHL ENTRY DRAFT

SOUND TIGERS

YEAR IN REVIEW

2013-14 GAME-BY-GAME RESULTS

NO.	DATE	OPPONENT	SCORE	W GOAL	GOALIES OF RECORD (W/L)	RECORD
1	Oct. 5	W-B/Scranton	L 5-2	Chris Conner	Jeff Deslauriers/Anders Nilsson	0-1-0-0
2	Oct. 6	Norfolk	W 4-3 (SO)	John Persson	Anders Nilsson/John Gibson	1-1-0-0
3	Oct. 12	Manchester	L 3-0	Jeff Schultz	Martin Jones/Anders Nilsson	1-2-0-0
4	Oct. 13	Springfield	L 3-1	Michael Chaput	Mike McKenna/Kenny Reiter	1-3-0-0
5	Oct. 20	Binghamton	OTL 6-5	Mike Hoffman	Andrew Hammond/Kenny Reiter	1-3-1-0
6	Oct. 26	at Syracuse	L 5-0	Jean-Philippe Cote	Kristers Gudlevskis/Anders Nilsson	1-4-1-0
7	Oct. 30	at Hartford	L 5-3	Oscar Lindberg	Jason Missiaen/Kenny Reiter	1-5-1-0
8	Nov. 1	at Worcester	W 7-1	Ryan Strome	Anders Nilsson/Harri Sateri	2-5-1-0
9	Nov. 2	Norfolk	W 4-3 (SO)	Ryan Strome	Anders Nilsson/Igor Bobkov	3-5-1-0
10	Nov. 9	at Hershey	SOL 3-2	Dane Byers	Philipp Grubauer/Anders Nilsson	3-5-1-1
11	Nov. 10	Adirondack	W 3-2	Anders Lee	Kenny Reiter/Cal Heeter	4-5-1-1
12	Nov. 11	at Albany	L 5-2	Chris McKelvie	Keith Kinkaid/Anders Nilsson	4-6-1-1
13	Nov. 15	at Springfield	L 3-2	Blake Parlett	Jeremy Smith/Anders Nilsson	4-7-1-1
14	Nov. 16	Hartford	L 4-1	Andrew Yogan	Scott Stajcer/Anders Nilsson	4-8-1-1
15	Nov. 22	at Providence	SOL 4-3	Ryan Spooner	Niklas Svedberg/Kenny Reiter	4-8-1-2
16	Nov. 23	at Worcester	SOL 2-1	Brodie Reid	Tony Grosenick/Kenny Reiter	4-8-1-3
17	Nov. 24	St. John's	L 4-3	Eric O'Dell	Jussi Olkinuora/Parker Milner	4-9-1-3
18	Nov. 29	Hartford	W 3-2	Ryan Strome	Kenny Reiter/Jeff Malcolm	5-9-1-3
19	Nov. 30	at Albany	L 8-6	Stefan Matteau	Scott Wedgewood/Kenny Reiter	5-10-1-3
20	Dec. 1	Manchester	W 3-2	Nick Larson	Kenny Reiter/Jean-Francois Berube	6-10-1-3
21	Dec. 4	at Adirondack	W 1-0	Anders Lee	Kenny Reiter/Cal Heeter	7-10-1-3
22	Dec. 6	at Utica	W 5-3	Matt Donovan	Parker Milner/Joachim Eriksson	8-10-1-3
23	Dec. 7	Hershey	W 4-2	Anders Lee	Kenny Reiter/David Leggio	9-10-1-3
24	Dec. 10	Albany	L 3-0	Reece Scarlett	Keith Kinkaid/Parker Milner	9-11-1-3
25	Dec. 13	at Albany	L 6-1	Chris McKelvie	Keith Kinkaid/Kenny Reiter	9-12-1-3
26	Dec. 14	Providence	W 2-1	Alan Quine	Anders Nilsson/Niklas Svedberg	10-12-1-3
27	Dec. 15	at Manchester	L 3-1	Tanner Pearson	Jean-Francois Berube/Anders Nilsson	10-13-1-3
28	Dec. 20	at Hartford	W 3-0	Mike Halmo	Anders Nilsson/Dov Grumet-Morris	11-13-1-3
29	Dec. 21	Manchester	L 2-1	Jordan Weal	Jean-Francois Berube/Anders Nilsson	11-14-1-3
30	Dec. 22	Albany	W 4-3	Dallas Jackson	Kenny Reiter/Scott Wedgewood	12-14-1-3
31	Dec. 26	Hartford	L 3-1	Jesper Fast	Dov Grumet-Morris/Anders Nilsson	12-15-1-3
32	Dec. 28	at Springfield	L 6-3	Jonathan Marchessault	Jeremy Smith/Anders Nilsson	12-16-1-3
33	Dec. 29	Albany	W 3-2 (SO)	Philip-Michael Devos	Kenny Reiter/Scott Wedgewood	13-16-1-3
34	Dec. 31	at Portland	L 4-2	Lucas Lessio	Louis Domingue/Anders Nilsson	13-17-1-3
35	Jan. 3	at Norfolk	L 3-1	Emerson Etem	Igor Bobkov/Anders Nilsson	13-18-1-3
36	Jan. 4	at Norfolk	SOL 3-2	Max Friberg	John Gibson/Anders Nilsson	13-18-1-4
37	Jan. 10	at Manchester	L 4-1	Brandon Kozun	Martin Jones/Kenny Reiter	13-19-1-4
38	Jan. 11	Portland	L 2-0	Andy Miele	Louis Domingue/Kenny Reiter	13-20-1-4

2013-14 GAME-BY-GAME RESULTS (CONT.)

NO.	DATE	OPPONENT	SCORE	W/T GOAL	GOALIES OF RECORD (W/L)	RECORD
39	Jan. 12	Hartford	W 6-3	Andrew Clark	Parker Milner/Jason Missiaen	14-20-1-4
40	Jan. 17	at Binghamton	L 6-2	Andre Petersson	Andrew Hammond/Kenny Reiter	14-21-1-4
41	Jan. 18	at Hershey	L 5-3	Brandon Segal	Riley Gill/Kenny Reiter	14-22-1-4
42	Jan. 19	Hartford	W 5-1	John Persson	Parker Milner/David LeNeveu	15-22-1-4
43	Jan. 24	at Portland	W 4-3 (SO)	Alan Quine	Parker Milner/Mark Visentin	16-22-1-4
44	Jan. 25	at Springfield	W 3-1	Chris Langkow	Kenny Reiter/Mike McKenna	17-22-1-4
45	Jan. 26	Syracuse	W 6-5	John Persson	Kenny Reiter/Kristers Gudlevskis	18-22-1-4
46	Jan. 31	at Albany	L 2-1	Tim Sestito	Keith Kinkaid/Anders Nilsson	18-23-1-4
47	Feb. 1	Springfield	W 3-0	Anders Lee	Anders Nilsson/Jeremy Smith	19-23-1-4
48	Feb. 8	Albany	L 3-0	Stefan Matteau	Keith Kinkaid/Anders Nilsson	19-24-1-4
49	Feb. 9	Adirondack	W 5-4	John Persson	Anders Nilsson/Cal Heeter	20-24-1-4
50	Feb. 15	at Springfield	W 5-2	Johan Sundstrom	Anders Nilsson/Jeremy Smith	21-24-1-4
51	Feb. 16	Albany	W 7-3	Scott Mayfield	Anders Nilsson/Scott Wedgewood	22-24-1-4
52	Feb. 21	at Hartford	W 4-3	Anders Lee	Anders Nilsson/Dov Grumet-Morris	23-24-1-4
53	Feb. 22	at Adirondack	W 3-2	Aaron Ness	Anders Nilsson/Carsen Chubak	24-24-1-4
54	Feb. 23	Providence	W 2-1	Joel Broda	Kenny Reiter/Malcolm Subban	25-24-1-4
55	Feb. 28	at Providence	W 4-2	Andrew Clark	Anders Nilsson/Niklas Svedberg	26-24-1-4
56	Mar. 1	Worcester	L 2-1	Travis Oleksuk	Harri Sateri/Kevin Poulin	26-25-1-4
57	Mar. 2	Utica	L 2-1	Benn Ferriero	Joachim Eriksson/Kevin Poulin	26-26-1-4
58	Mar. 7	at St. John's	L 3-2	Blair Riley	Michael Hutchinson/Kevin Poulin	26-27-1-4
59	Mar. 8	at St. John's	OTL 3-2	Adam Lowry	Michael Hutchinson/Kevin Poulin	26-27-2-4
60	Mar. 14	at Manchester	L 7-0	Zach O'Brien	Jean-Francois Berube/Kenny Reiter	26-28-2-4
61	Mar. 15	Worcester	L 4-0	Brock Higgs	Harri Sateri/Kevin Poulin	26-29-2-4
62	Mar. 16	Adirondack	W 5-4	Jeremy Langlois	Kevin Poulin/Yann Danis	27-29-2-4
63	Mar. 19	at Hartford	L 4-1	Danny Kristo	Dov Grumet-Morris/Kevin Poulin	27-30-2-4
64	Mar. 22	St. John's	SOL 2-1	Adam Lowry	Tyler Beskorowany/Kevin Poulin	27-30-2-5
65	Mar. 23	Portland	L 4-2	Randy Jones	Louis Domingue/Kevin Poulin	27-31-2-5
66	Mar. 29	at Hartford	L 4-0	Ryan Bourque	David LeNeveu/Philippe Trudeau	27-32-2-5
67	Mar. 30	Hartford	L 3-0	Darroll Powe	David LeNeveu/Kevin Poulin	27-33-2-5
68	Apr. 1	Springfield	L 3-1	Marko Dano	Anton Forsberg/Kevin Poulin	27-34-2-5
69	Apr. 4	at W-B/Scranton	L 3-0	Bobby Farnham	Peter Mannino/Kenny Reiter	27-35-2-5
70	Apr. 5	at Adirondack	SOL 4-3	Nick Cousins	Cal Heeter/Philippe Trudeau	27-35-2-6
71	Apr. 6	Hershey	L 5-4	Michael Latta	David Leggio/Kevin Poulin	27-36-2-6
72	Apr. 11	at Albany	L 2-1	Kelly Zajac	Keith Kinkaid/Philippe Trudeau	27-37-2-6
73	Apr. 13	Springfield	L 2-1	Sean Collins	Anton Forsberg/Kevin Poulin	27-38-2-6
74	Apr. 14	Adirondack	L 4-2	Brandon Manning	Carsen Chubak/Philippe Trudeau	27-39-2-6
75	Apr. 18	at Adirondack	W 3-2 (OT)	Johan Sundstrom	Kevin Poulin/Tony Capobianco	28-39-2-6
76	Apr. 19	at Hartford	L 2-0	Ryan Bourque	Dov Grumet-Morris/Kevin Poulin	28-40-2-6

MANAGEMENT

THE PLAYERS

IN THE SYSTEM

2014 NHL ENTRY DRAFT

SOUND TIGERS

YEAR IN REVIEW

TOP-TEN LISTS

GAMES		GOALS		ASSISTS		POINTS	
Mark Wotton	368	Jeff Hamilton	89	Jeremy Colliton	126	Jeremy Colliton	203
Jeremy Colliton	326	Jeremy Colliton	77	Rob Collins	110	Rob Collins	163
Steve Regier	290	Trevor Smith	72	Steve Regier	89	Jeff Hamilton	155
Micheal Haley	247	Jeff Tambellini	71	Mark Wotton	88	Steve Regier	150
Tomas Marcinko	243	Steve Regier	61	Matt Donovan	87	Trevor Smith	149
Justin Mapletoft	240	Trent Hunter	60	Justin Mapletoft	83	Jeff Tambellini	138
Sean Bentivoglio	226	Rob Collins	53	Trevor Smith	77	Trent Hunter	136
Rob Collins	220	David Ullstrom	50	Ben Walter	76	Justin Mapletoft	130
Trevor Smith	214	Justin Mapletoft	47	Trent Hunter	76	Matt Donovan	119
Dustin Kohn	212	Justin DiBenedetto	45	Rhett Rakhshani	69	Ben Walter	116

THE LAST TIME THE SOUND TIGERS...

	HOME	AWAY
WON (Regulation)	3/16/14 vs. Adirondack (5-4)	2/28/14 at Providence (4-2)
LOST (Regulation)	4/14/14 vs. Adirondack (4-2)	4/19/14 at Hartford (2-0)
TIED (Regulation)	4/10/05 vs. Philadelphia (0-0)	4/11/05 at W-B/Scranton (2-2)
WON IN OVERTIME	3/12/12 vs. Springfield (3-2)	4/18/14 at Adirondack (3-2)
LOST IN OVERTIME	10/20/13 vs. Binghamton (6-5)	3/18/14 at St. John's (3-2)
WON IN SHOOTOUT	12/29/13 vs. Albany (3-2)	1/24/14 at Portland (4-3)
LOST IN SHOOTOUT	3/22/14 vs. St. John's (2-1)	4/5/14 at Adirondack (4-3)
SHUT OUT AN OPPONENT	2/1/14 vs. Springfield (Nilsson, 3-0)	12/20/13 at Hartford (Nilsson, 3-0)
WERE SHUT OUT	3/30/14 vs. Hartford (LeNeveu, 3-0)	4/19/14 at Hartford (Grumet-Morris, 2-0)
PLAYED A SCORELESS TIE	4/10/05 vs. Philadelphia (0-0)	N.A.
OUTSHOT THE OPPOSITION	3/30/14 vs. Hartford (31-17, 3-0 L)	4/18/14 at Adirondack (32-26, 3-2 OTW)
WERE OUTSHOT	4/14/14 vs. Adirondack (30-24, 4-2 L)	4/19/14 at Hartford (38-23, 2-0 L)
SCORED ON POWER-PLAY	4/6/14 vs. Hershey (Harris, 1/5, 5-4 L)	4/18/14 at Adirondack (1/6, 3-2 OTW)
ALLOWED POWER-PLAY GOAL	4/14/14 vs. Adirondack (2/3, 4-2 L)	4/19/14 at Hartford (1/2, 2-0 L)
SCORED SHORTHANDED	4/6/14 vs. Hershey (Pedan, 5-4 L)	4/18/14 at Adirondack (Vaughan, 3-2 OTW)
ALLOWED SHORTHANDED GOAL	3/23/14 vs. Portland (Jones, 4-2 L)	4/4/14 at W-B/Scranton (Uher, 3-0 L)
WON WHEN OUTSHOT	2/23/14 vs. Providence (41-17, 2-1 W)	2/21/14 at Hartford (33-26, 4-3 W)
LOST WHEN OUTSHOOTING OPP	3/30/14 vs. Hartford (31-17, 3-0 L)	3/19/14 at Hartford (29-24, 4-1 L)
WON WHEN TRAILING AFTER 2ND	12/29/13 vs. Albany (3-2 SOW)	4/18/14 at Adirondack (3-2 OTW)
LOST WHEN LEADING AFTER 2ND	4/16/13 vs. Portland (5-4 OT L)	1/4/14 at Norfolk (3-2 SOL)
SCORED AN EMPTY NET GOAL	12/7/13 vs. Hershey (Strome, 4-2 W)	1/25/14 at Springfield (Halmo, 3-1 W)
ALLOWED AN EMPTY NET GOAL	4/14/14 vs. Adirondack (Alderson, 4-2 L)	4/19/14 at Hartford (Hensick, 2-0 L)
SCORED ON REG. PENALTY SHOT	2/13/11 vs. Portland (Bourbeau vs. Enroth, 6-3 L)	2/15/14 at SPR (Strome vs. McKenna, 5-2 W)
ALLOWED A REG. PENALTY SHOT	2/20/07 vs. Albany (Aucoin vs. Morrison, 2-1 W)	12/13/13 at Albany (Demkov vs. Reiter, 1-6 L)
MISSED A REG. PENALTY SHOT	2/12/12 vs. Connecticut (Howes vs. Johnson, 2-1 OTW)	10/20/12 at WBS (Niederreiter vs. Thiessen, 3-2 W)
STOPPED A REG. PENALTY SHOT	2/9/13 vs. Adirondack (Nilsson vs. Akeson, 5-4 W)	3/8/14 @ STJ (Poulin vs. MacKinnon, 3-2 OTL)
RECORDED A HAT TRICK	1/26/14 vs. Syracuse (Persson, 6-5 W)	10/9/11 at Albany (DiBenedetto, 4-2 W)
ALLOWED A HAT TRICK	11/4/12 vs. W-B/Scranton (Thompson, 5-3 L)	3/14/14 at Manchester (O'Neill, 7-0 L)
GOALIE RECORDED A POINT	11/5/11 vs. Norfolk (Nilsson, A, 3-2 W)	11/30/13 at Albany (Reiter, A, 8-6 L)
OPPOSING GOALIE SCORED A POINT	11/7/12 vs. Norfolk (Andersen, A, 4-2 W)	11/28/08 at Hershey (Machesney, A, 4-1 L)

SOUND TIGERS CAPTAINS

2001-03	None	2003-04	Alan Letang
2006-11	Mark Wotton		
2004-05	Keith Aldridge	2011-12	Jeremy Colliton
	Richard Seeley	2012-13	Colin McDonald
	Ed Campbell		Matt Watkins
2005-06	Kevin Colley	2013-14	Eric Bruton

THIS DATE IN SOUND TIGERS HISTORY

MAR. 28, 2000	The American Hockey League awards a franchise to Bridgeport, with the team to begin play in the 2001-02 season	MANAGEMENT
SEPT. 20, 2000	The Bridgeport franchise adopts the name "Sound Tigers"	
JUN. 27, 2001	The Sound Tigers inaugural jerseys are unveiled	
JUL. 26, 2001	Steve Stirling is named the first head coach of the Sound Tigers	
AUG. 23, 2001	The Sound Tigers name the Trenton Titans as their East Coast Hockey League affiliate	
OCT. 5, 2001	The Sound Tigers play their first game in Rochester against the Americans. Dave Morisset scores the first goal in franchise history and goalie Rick DiPietro earns a 3-0 shutout.	THE PLAYERS
OCT. 10, 2001	The Sound Tigers play their first home game at Arena at Harbor Yard against the Philadelphia Phantoms. The Phantoms win 4-1	
OCT. 12, 2001	The Sound Tigers play their first game against their Connecticut rival, the Hartford Wolf Pack, and record their first home victory, 6-2	
APR. 14, 2002	The Sound Tigers play their first playoff game and defeat the Manitoba Moose 5-0	
MAY-JUN., 2002	The Sound Tigers win the Eastern Conference Finals over the Hamilton Bulldogs, before being defeated by the Chicago Wolves in the Calder Cup Finals	
JAN. 4, 2003	The Sound Tigers host one of their biggest crowds in team history when 8,183 fans filled Arena at Harbor Yard to see the Sound Tigers take on the Hartford Wolf Pack	IN THE SYSTEM
APR. 18, 2003	The Sound Tigers complete a sweep of the Manchester Monarchs in the first round of the Eastern Conference Quarterfinals	
JUN. 3, 2003	Steve Stirling is promoted to Head Coach of the New York Islanders; The Sound Tigers name Greg Cronin Head Coach	
OCT. 6, 2003	Alan Letang is named the first team captain in Sound Tigers history	
OCT. 12, 2003	Goalie Wade Dubielewicz makes his professional debut against the Philadelphia Phantoms in a losing effort, 3-1	
OCT. 26, 2003	Dubielewicz collects his first pro win against the Wilkes-Barre/Scranton Penguins, 4-1 and the team continued on a 20-game unbeaten streak	2014 NHL ENTRY DRAFT
JUL. 7, 2004	Owner Roy Boe is awarded the Thomas Ebright Award for contributions to the AHL	
JUL. 22, 2004	The New York Islanders purchase Bridgeport's AHL franchise rights, taking control of their minor league affiliate	
OCT. 13, 2004	The Sound Tigers name Keith Aldridge team captain and Ryan Kraft and Jody Robinson Assistant Captains.	
OCT. 16, 2004	The Sound Tigers open their season for the first time at home against the Albany River Rats, winning the game 4-1	
NOV. 6, 2004	The Sound Tigers name Richard Seeley Captain	SOUND TIGERS
DEC. 3, 2004	After one of the ugliest brawls in team history, the Sound Tigers go on to defeat the Wilkes-Barre/Scranton Penguins 4-3 on two third-period goals by Rob Collins	
DEC. 23, 2004	The Sound Tigers force overtime with 0.1 seconds remaining in the third period on a goal by Steve Regier, then win the game in a shootout over the Philadelphia Phantoms	
FEB. 17, 2005	The NHL season is cancelled due to lockout	
FEB. 19, 2005	The Sound Tigers play their first home game in history at Nassau Coliseum in front of a team record 16,297 fans. The Sound Tigers win 3-2 over the Wilkes-Barre/Scranton Penguins	
MAR. 15, 2005	Ed Campbell is named team captain of the Sound Tigers	YEAR IN REVIEW
APR. 12, 2005	Coach Greg Cronin steps down as the Head Coach of the Sound Tigers to become the new Head Coach at Northeastern University	
JUN. 29, 2005	Dave Basergio is promoted to Head Coach of the Sound Tigers	
AUG. 4-8, 2005	The Sound Tigers name Pat Bingham and Lane Lambert assistant coaches	
AUG. 10, 2005	Charles B. Wang names Howard Saffan Team President of the Sound Tigers	
OCT. 4, 2005	Kevin Colley is named the captain of the Sound Tigers	
DEC. 21, 2005	The Sound Tigers beat the undefeated Wilkes-Barre/Scranton Penguins (14-0-0-1) 2-1 on two third period goals by Jeremy Colliton and Steve Regier	
JAN. 6, 2006	Sean Bergenheim scores a goal with a second remaining to force overtime and a shootout, which the Sound Tigers win against the Hershey Bears	
FEB. 4, 2006	Garth Snow makes a conditioning appearance with the Sound Tigers, winning 4-1 over the Providence Bruins	
MAR. 31, 2006	Islanders first-round selection Ryan O'Marra makes his professional debut, scoring two goals in a 4-2 loss to the Philadelphia Phantoms	
APR. 13, 2006	The Sound Tigers clinch a 2006 Calder Cup playoff berth, but are knocked out in the first round by the Wilkes-Barre/Scranton Penguins in a seven-game series	
JUL. 17, 2006	Dan Marshall is named the Head Coach of the Sound Tigers; Jack Capuano and Joe Ferras are named the assistants	
JUL. 31, 2006	The Pensacola Ice Pilots of the ECHL are named the top affiliate of the Sound Tigers	
AUG. 8, 2006	The Sound Tigers unveil new uniforms that match the Islanders' orange and blue colors	

THIS DATE IN SOUND TIGERS HISTORY (continued)

AUG. 14, 2006	Bernie Cassell is formally hired by the Sound Tigers as an assistant coach after serving as a part-time skills and conditioning coach for the prior three seasons
OCT. 8, 2006	Defenseman Mark Wotton is named team captain and the Sound Tigers win their season opener in Binghamton against the Senators 5-3
OCT. 22, 2006	The Sound Tigers host "Pink Rink Day," with proceeds from the game going towards the American Cancer Society
OCT. 25, 2006	Eric Boguniecki is acquired in a trade from the Columbus Blue Jackets in exchange for Ryan Caldwell
NOV. 20, 2006	Robert Nilsson is named AHL Player of the Week for scoring four goals and three assists in seven games for the week ending on November 19
DEC. 17, 2006	Allan Rourke scores against the Norfolk Admirals, setting off the second annual Teddy Bear Toss where all stuffed animals are donated to local charities and hospitals
JAN. 14, 2007	Sound Tigers host "New Haven Nighthawks Reunion," welcoming back Nighthawk players with an on-ice ceremony
JAN. 15, 2007	Frans Nielsen ties the Sound Tigers team record by registering at least one point in 12 consecutive games
JAN. 29, 2007	Wade Dubielewicz makes his second appearance as an AHL All-Star. He plays for Team Canada during the second period, making 11 saves on 13 shots
FEB. 9, 2007	Wade Dubielewicz sets a team record for most saves in a game with 52 in the Sound Tigers 4-2 victory over the Hershey Bears
MAR. 11, 2007	Eric Boguniecki scores a hat-trick against the Hershey Bears in the Sound Tigers 5-4 victory
MAR. 12, 2007	Eric Boguniecki is named the AHL Player of the Week for the period ending March 11, after registering four goals and five assists in three games during the week
APR. 5, 2007	Mark Wotton is named the Sound Tigers Man of the Year by the AHL
APR. 30, 2007	Jack Capuano is promoted to Head Coach of the Sound Tigers
MAY 22, 2007	The Islanders sign an affiliation agreement with the Utah Grizzlies (ECHL)
OCT. 5, 2007	The Sound Tigers name Jeff Tambellini and Tim Jackman assistant captains
DEC. 6, 2007	The Sound Tigers launch Sound TigersTV, a video portal modeled after the Islanders portal
DEC. 31, 2007	Jeff Tambellini is named AHL Player of the Week by the AHL
JAN. 11, 2008	Kyle Okposo makes his professional debut in Binghamton against the Senators, scoring two assists in a 3-2 loss
JAN. 29, 2008	Jeff Tambellini scored a goal in Team Canada's 9-8 victory in the AHL All-Star game in Binghamton, NY
MAR. 3, 2008	Trevor Smith is named the AHL Rookie of the Month for the month of February
MAR. 27, 2008	Pascal Morency is awarded the Sound Tigers league representative Man of the Year Award
APR. 4, 2008	Jeff Tambellini scores five points against the Philadelphia Phantoms, including the game-winning overtime tally to win the game for the Sound Tigers 6-5. He also eclipsed Trent Hunter's team record of 72 points in a season during the game
APR. 7, 2008	Jeff Tambellini is named AHL Player of the Week by the AHL
AUG. 11, 2008	The Islanders sign an affiliation agreement with the Odessa Jackalopes (CHL)
MAR. 22, 2009	The Sound Tigers surpass their former record of 43 wins in a season. They would complete the season with 49 victories
MAR. 26, 2009	Pascal Morency is awarded the Sound Tigers league representative Man of the Year Award for the second straight year
APR. 17, 2009	The Sound Tigers open the 2009 Calder Cup Playoffs at Nassau Coliseum for Game 1
JUL. 7, 2009	The Sound Tigers move to the Atlantic Division after competing in the East Division for the first eight years of the team's existence
FEB. 13, 2010	Greg Mauldin ties the franchise single-game record for points and assists with five (1g/4a) in a 6-4 win over the Hartford Wolf Pack
MAR. 27, 2010	Mark Wotton plays in his 291st game for the Sound Tigers, passing Steve Regier for most regular season games played in Sound Tigers history
APR. 10, 2010	Captain Mark Wotton plays in his 1000th North American professional game, a 2-0 win, which clinched a playoff berth for the second consecutive season
JUL. 27, 2010	The Islanders sign an affiliation agreement with the Kalamazoo Wings (ECHL)
OCT. 9, 2010	The Sound Tigers defeat the Worcester Sharks 5-4 in a shootout in front of a record 8,480 fans at Harbor Yard
NOV. 15, 2010	Jack Capuano is promoted to Head Coach of the New York Islanders. Assistant coach Pat Bingham is named the sixth coach in Sound Tigers history
NOV. 26, 2010	The Sound Tigers defeat the Hartford Wolfpack 4-3 in Hartford's final game before changing their name to the Connecticut Whale.
DEC. 10, 2010	Mark Wotton is named Captain of the 2011 AHL Eastern Conference All-Star Team
JAN. 11, 2011	Rhett Rakhshani is named to the 2011 AHL Eastern Conference All-Star Team

THIS DATE IN SOUND TIGERS HISTORY (continued)

FEB. 21, 2011	David Ullstrom is named the AHL Player of the Week for Feb. 14-20, recording six goals in three games	MANAGEMENT
MAR. 25, 2011	Jeremy Colliton becomes the Sound Tigers all-time leading scorer with a four-assist performance in a 5-1 win at Portland	
APR. 5, 2011	Rhett Rakhshani sets a Sound Tigers record for fastest hat trick, recording three goals in a 1:59 span during a 6-2 win over Springfield	
APR. 28, 2011	Islanders owner Charles Wang and Sound Tigers president Howard Saffan hold a press conference at Webster Bank Arena to announce the creation of Harbor Yard Sports and Entertainment, LLC, managed by the Islanders and Sound Tigers. The new company assumes the day-to-day operations of Webster Bank Arena	
JUN. 28, 2011	Brent Thompson is named the seventh Head Coach in Sound Tigers history	
JUL. 5, 2011	The AHL announces a new divisional alignment. The Sound Tigers join the newly formed Northeast Division with Adirondack, Albany, Connecticut and Springfield	THE PLAYERS
JUL. 12, 2011	Former Sound Tiger/Islander and West Haven, Conn. native Eric Boguniecki is named Assistant Coach	
OCT 6, 2011	Jeremy Colliton is named the seventh captain in Sound Tigers history	
OCT 15, 2011	Jeremy Colliton becomes the Sound Tigers all-time leader in assists, with an assist in a 5-4 shootout win over Connecticut	
NOV 18, 2011	David Ullstrom extends his goal streak to seven games, a Sound Tigers record, with two goals against Connecticut	
JAN 2-7, 2012	Kevin Poulin sets a Sound Tigers record with three-straight shutouts before allowing a goal in the second period of 3-2 shootout win in Providence on Jan. 8. Poulin's shutout streak of 221:54 falls less than 40 minutes short of Johnny Bauer's AHL record	IN THE SYSTEM
JAN 4, 2012	Calvin de Haan is selected to represent the Sound Tigers at the 2012 AHL All-Star Classic in Atlantic City, NJ. Casey Cizikas was later named as de Haan's replacement due to injury	
JAN 8, 2012	Kevin Poulin is named the AHL Player of the Week for the week of Jan 2-8	
JAN 28, 2012	The Sound Tigers finish January with a 10-0-1 record and set a team record with seven straight road wins	
FEB 11, 2012	Micheal Haley nets his first AHL hat trick and the Sound Tigers defeat the Springfield Falcons 8-1 at Webster Bank Arena, setting a team record for most goals scored in one game	
FEB 25, 2012	Jeremy Colliton scores the eventual game-winning goal with 7:39 left in regulation of a 5-4 victory over the Providence Bruins, giving him his 200th career AHL point	2014 NHL ENTRY DRAFT
APR 13, 2012	The Sound Tigers clinch the Northeast Division title and their first division crown in a decade as Kevin Poulin makes 46 saves and the Sound Tigers beat the Providence Bruins 4-1 at the Dunkin' Donuts Center	
OCT 12, 2012	Six different Sound Tigers have multi-point showings as Bridgeport scores five times in the second period to defeat the Connecticut Whale 6-4 at XL Center in Hartford on opening night of the 2012-13 campaign	
NOV 3-4, 2012	The Sound Tigers host two games free of charge at Webster Bank Arena for all Connecticut residents in the wake of Hurricane Sandy and announce crowds of 8,525 for both games, marking the largest attendances in Sound Tigers history	
DEC 7, 2012	Wethersfield, Conn. native Colin McDonald is named the eighth captain in Sound Tigers history	
DEC 22, 2012	The 20 players in the Sound Tigers lineup vs. Adirondack at Webster Bank Arena honor the 20 children who lost their lives in the Sandy Hook Elementary School tragedy by each wearing the last name of one of the victims in place of their own. It's the last time the Sound Tigers wear their alternate black jerseys; the Sound Tigers also commemorate those who were affected by the tragedy by wearing ribbons on their jerseys and wearing helmet stickers for the remainder of the season	SOUND TIGERS
FEB 2, 2013	Brock Nelson records his first pro hat trick in a 4-1 win vs. Norfolk at Webster Bank Arena	
FEB 22, 2013	Matt Watkins is named the ninth captain in Sound Tigers history, filling the void left by Colin McDonald who was recalled by the Islanders in January	
MAR 17, 2013	Rick DiPietro makes 33 saves in a 2-0 win vs. Albany, his first AHL shutout in over 10 years	
APR 2, 2013	Islanders 2011 fifth overall pick Ryan Strome scores on his first professional shot and assists on Long Island native Joey Diamond's game-winning goal as the Sound Tigers beat the Worcester Sharks 4-2 at DCU Center	
APR 4, 2013	In the Bridgeport Sound Tigers' 1000th game as a franchise (including playoff games), Matt Donovan becomes the first Sound Tigers defenseman to record four points in a game with one goal and three assists in a 6-3 win vs. Worcester at Webster Bank Arena	YEAR IN REVIEW
Oct 5, 2013	Chris Bruton is named the 10th captain in Sound Tigers history	
Nov 2, 2013	Forward Ryan Strome is named CCM/AHL Rookie of the Month for November 2013. Strome tallies 15 points (five goals, 10 assists) in 12 games, including a franchise record-tying five point performance in a 7-1 win over Worcester on Nov. 1	
Feb 12, 2014	Ryan Strome scores two goals for the AHL-All Star Team against Farjestad BK of the Swedish Hockey League	
May 2, 2014	Brent Thompson returns to the Sound Tigers for his second stint as head coach after two seasons as Islanders assistant coach.	

ALL-TIME PLAYOFF POINTS LEADERS

PLAYER	GP	G	A	PTS	SEASONS
1. Trent Hunter	26	15	15	30	01-03
2. Jason Krog	20	10	13	23	01-02
3. Juraj Kolnik	20	7	14	21	01-02
4. Justin Mapletoft	27	8	12	20	01-03
5. Raffi Torres	20	8	9	17	01-02

YEAR-BY-YEAR CALDER CUP RECORDS

SEASON	OPPONENT	ROUND	W	L	WINNER
2001-02	Manitoba	CQF	3	1	Sound Tigers
	St. John's	CSF	4	0	Sound Tigers
	Hamilton	CF	4	3	Sound Tigers
	Chicago	F	1	4	Chicago
2002-03	Manchester	CQF	3	0	Sound Tigers
	Binghamton	CSF	2	4	Binghamton
2003-04	WB/Scranton	DSF	3	4	WB/Scranton
2004-05	DID NOT QUALIFY				
2005-06	WB/Scranton	DSF	3	4	WB/Scranton
2006-07	DID NOT QUALIFY				
2007-08	DID NOT QUALIFY				
2008-09	WB/Scranton	DSF	1	4	WB/Scranton
2009-10	Hershey	DSF	1	4	Hershey
2010-11	DID NOT QUALIFY				
2011-12	Connecticut	DSF	0	3	Connecticut
2012-13	DID NOT QUALIFY				

ALL-TIME PLAYOFF INDIVIDUAL RECORDS

PLAYERS		
Most points in one playoff	Jason Krog (2002)	23
Most points in one playoff game	last: Daniel Tkaczuk (2003)	4
Most goals in one playoff	Jason Krog (2002)	10
Most goals in one playoff game	Jason Krog (2002)	3
Most assists in one playoff	Juraj Kolnik (2002)	14
Most assists in one playoff game	last: Daniel Tkaczuk (2003)	3
Most playoff games played	Justin Mapletoft	27

GOALTENDERS

Most playoff appearances all-time	Rick DiPietro	25
Most wins in one playoff	Rick DiPietro (2002)	12
Most losses in one playoff	Rick DiPietro (2002)	8
Most shutouts in one playoff	Rick DiPietro (2002)	3
Lowest GAA in a playoff	Rick DiPietro (2003)	2.01
Highest SV% in a playoff	Wade Dubielewicz (2006)	.933

PLAYOFF FACTS

Playoffs participated in	7
Number of individual series won	4
Number of individual series lost	7
Total number of playoff games played	56
Games won	25
Games lost	31
Number of overtime games	18
Overtime games won	6
Overtime games lost	12
Calder Cup Championships	0
Conference Championships	1 (2002)
Shutouts	4
Shutouts by opponents	6

ALL-TIME NUMERICAL ROSTER

#1

Rick DiPietro
Dan Lombard*
Peter Mannino
Mikko Koskinen
Philippe Trudeau

#2

Ray Giroux
Cole Jarrett
Mike Jarmuth
T.J. Kemp
Kevin Mitchell
Nick Martens
Andrew MacDonald
Aaron Johnson
Jeff Dwyer
Dylan Reese
Dallas Jackson
Riley Wetmore
Guy Leboeuf
Mike Dalhuisen

#3

Ray Schultz
Daniel Tetrault
Aaron Power
Randy Perry
Nic Bilotto
Vince Macri
Jeff State
Chris Barr
Denis Grebeshkov
Jamie Fraser
Michael Davies
Travis Hamonic
Andrey Pedan

#4

Ray Schultz
Jody Robinson
Joel Bouchard
Dustin Kohn
Mark Wotton
Scott Campbell
Mike Cornell
Kyle Burroughs

#5

Marko Kiprusoff
Chris Aldous
Daniel Tetrault
Jean-Francois David
Mike Gaffney
Keith Aldridge
Paul Flache
Rick Berry
Dustin Kohn
Jon Gleed
Dustin Kohn
Jamie Fritsch
Blair Riley
Jack Combs
Mike Keenan

#6

Mike Banwell
Joel Broda
Ryan Pulock

#7

Dick Tarnstrom
Marco Charpentier
Mat Sniesrud
Eric Manlow
Derek Edwardson
Nathan Gillies
Vince Macri
Jeff Tambellini
James Sixsmith
Jordan Hart
Robin Figren
Justin DiBenedetto
Tony Romano
Dan Kissel
Tyler Rueggsegger
Jon Landry
Scooter Vaughan

#8

Peter Mika
Doug Nolan
Mat Sniesrud
Scott Ricci
Tomi Pettinen
Jim Campbell
Cole Jarrett
Bruno Gervais
Ryan Kinasewich
Brett Pilkington
Justin Bourne
Jean Desrochers
Tomas Marcinko
Greg Moore
Tony Romano
Dustin Friesen
Wes O'Neill
Riley Emmerson
Brian Day
Nathan McIver
Josh Holmstrom
Sean Escobedo
Matt Mangene
Josh Holmstrom

#9

Blaine Down
Tomi Pettinen
Jeff Miles
Jeff Tambellini
Robert Nilsson
Ben Walter
Justin DiBenedetto
Sean Wiles
Ben Rosen
Anders Lee

#10

Bob Lachance
Ted Donato
Raffi Torres
Mike Souza
Sean Bergenheim
Jamie Johnson
Sean Bentivoglio
Tyler Haskins
Rhett Rakhshani
Daniel Maggio
Scott Mayfield

#11

Mattias Weinhandl
J.F. Caudron
Wes Goldie
Mike Bayrack
Eric Manlow
John Morlang
Vince Macri
Jeff Hutchins
Ian Manzano
Robert Nilsson
Chris Campoli
Matt Reid
Rob Rankin
James Sixsmith
Andrew MacDonald
Tyler Haskins
Rob Hennigar
Robin Figren
Jake Gannon
Josh Bailey
Casey Cizikas
Andrew Clark
Jon Sim
Jason Clark

#12

Juraj Kolnik
Radek Martinek
Kevin Mitchell
J.F. Caudron
Marco Charpentier
Cail MacLean
Bruno Gervais
Tomas Malec
Scott Burt
Tyler Haskins
Kyle Okposo
Mark Flood
Tomas Marcinko
Calvin de Haan

#13

Blake Bellefeuille
Mike Bayrack
Jason Guerriero
Mike Omicoli
Todd Griffith
Nick Martens
Mark Parrish
Victor Bartley
Justin Taylor
Dustin Friesen
Brett Gallant
Scott Howes
Colin McDonald

#14

Alexander Khariitonov
Matt Libby
Marco Charpentier
Martin Chabada
Chris Lynch
Sean Bergenheim
Chris Campoli
Scott Ford
Peter Tormey
Blake Comeau
Sean Bentivoglio
Brady Leisenring
Justin Taylor
Tyler McNeely
Matt Watkins
Greg Miller
Joey Martin
Brant Harris

#15

Ben Guite
John Morlang
Masi Marjamaki
Joe Rullier
Andy Sertich
Tony Romano
Greg Moore
Dylan Reese
Jean Bourbeau
Jon Landry
Ty Wishart
Steve Oleksy
Marc Cantin

#16

Raffi Torres
Kevin Colley
Tim Jackman
Mike Sillinger
Joel Rechlicz
Jon Sim
Tomas Marcinko
Sean Backman
Chris Bruton

#17

Marco Charpentier
Matt Higgins
Justin Papineau
Jason Pitton
Shawn Bates
Jeremy Reich
Matt Martin
Rob Schremp
Brandon Svendsen
Mike Sgroi
Max MacKay
Jake Newton
Matt Lowry
Nick Larson

#18

Graham Belak
Tomi Pettinen
Jeff Hamilton
Ken Magowan
Micheal Haley
Jesse Joensuu
Chad Costello
Ryan Strome

#19

Ben Guite
Ryan Gillis
Konstantin Kalmikov
Rob Collins
Luciano Aquino
Gregg Johnson
Scott Ford
Bobby Hughes
Jean Bourbeau
Rhett Rakhshani
Chris Blight
Chris Barton
Andrey Pedan
Riley Wetmore

#20

Jerry Adduono
Steve Webb
Luciano Aquino
Ryan O'Marra
Andy Sertich
Dennis Packard
Jon Gleed
Ryan Duncan
Justin DiBenedetto
Greg Mauldin
Eric Castonguay
Jean Bourbeau
Matt Campanale
Kael Mouillierat
Blair Riley
Jeremy Langlois
Jesse Graham

#21

Trent Hunter
Ryan Caldwell
Jeremy Colliton
James Sixsmith
Riley Wetmore
Dallas Jackson
Mathieu Coderre-Gagnon

#22

Dustin Wood
Daniel Tkaczuk
Preston Mizzi
Vince Macri
Jason Sessa
Jean Desrochers
Joe Tallari
Colton Fretter
Dennis Packard
Anton Klementyev
Chris Langkow
Jordie Johnston
Nino Niederreiter
Alan Quine

#23

David Morisset
Marco Charpentier
Konrad McKay
Tyler Renette
Derek Bekar
Brett Nowak
Ed Campbell
Jeff Szwed
Tim Sestito
Jeremy Colliton
Brandon Nolan
Trevor Smith
Keith Johnson
Robin Figren
Wes Cunningham
Brandon Gentile
John Persson

*Wore number as backup goalie, but did not see action

MANAGEMENT

THE PLAYERS

IN THE SYSTEM

2014 NHL ENTRY DRAFT

SOUND TIGERS

YEAR IN REVIEW

ALL-TIME NUMERICAL ROSTER (CONT.)

#24

Branislav Mezei
Kevin Bolibrucek
Doug Schmidt
Jody Robinson
Luke Curtin
Matt Koalska
Derek Edwardson
Peter MacArthur
Chris Lee
Brett Westgarth
Brett Motherwell
David Ullstrom
Sean Wiles
Dimitry Antipin

#25

Dave Karp
Tomi Pettinen
Ryan Kinasevich
Tyler Mosienko
Joe Callahan
Mike Radja
Brett Motherwell
Nino Niederreiter
Jordan Hill
Adam Brace
Justin Mercier
Justin Hickman
Peter Boyd
Ben Rosen

#26

Justin Mapletoft
Allan Rourke
Peter Ferraro
Jon Gleed
Rob Hisey
Mike Halmo

#27

Dusan Salficky
David St. Germain
Brandon Smith
Ryan Kraft
Wyatt Smith
Jeremy Colliton
Darryl Bootland
Matt Keith
Vladimir Nikiforov
Junior Lessard
Matt Martin
Olivier Labelle
Rob Kwiet
Louis Liotti
Steve Tarasuk
Aaron Ness

#28

Jason Krog
Alan Letang
Brendan Yarema
Doug Christiansen
Joe Tallari
Mark Lee
Jean Desrochers
Jason Pitton
Phil Ginand
Trevor Frischmon
Johan Sundstrom

#29

Rick DiPietro
Marco Emond
Scott Stirling
Frederic Cloutier
Petteri Nokelainen
Mitch Fritz
Brock Nelson

#30

Cody Rudkowsky
Garth Snow
Michael Mole
Riley Gill
Alex Petizian*
Stephen Valiquette*
Joe Fallon
Nick Niedert*
Nick Riopel*
Reily Gill*
Nick Niedert*
Dan Clarke*
Kenny Reiter
Parker Milner

#31

Nicholas Bilotto
Wade Dubielewicz

#32

Chris Armstrong
Alain Nasreddine
Brendan Witt
Anton Klementyev
Russ Sinkewich
Adam Huxley
Joey Diamond

#33

Nick Smith
Patrick Leahy
Matt Eldred
Graham Belak
Joe Dusabek
Ed Campbell
Travis Brigley
Jason Goulet
Eric Boguniecki
Mike Morrison
Tobias Stephan
Kris Mayotte
Scott Munroe
Jeremy Yablonski
Benn Olson
Kevin Moore

#34

Dieter Kochan
Gregg Naumenko*
Nick Boucher*
Cody Rudkowsky

#35

Stephen Valiquette
Jim Sanca*
Sebastien Laplante*
Scott Stirling
Chris Madden
Billy Thompson
Joey MacDonald
Yann Danis
Brett Abel*
Michael Mole
Kenny Reiter

#36

Evgeny Korolev
Dustin Wood
Adam Edinger
Chris Thompson
Benn Olson
Tim Wallace
Matthew Pistilli
Jesse Root

#37

Jim Sanca*
David St. Germain
Scott Stirling
Mattias Timander
Sven Butenschon
Brent Gauvreau
Steve Munn
Doug Christiansen
Sergei Durdin
Johan Halvardsson
Jason Goulet
Steve Crampton
Kip Brennan
Mike Iggulden
Chris Frank
Joe Pereira
Joey Haddad
Dallas Jackson
Marc Cantin
Tyler Gron

#38

Mario Laraque
Doug Christiansen
Allan Rourke
Luke Fulghum
Jack Hillen
Kevin Poulin

#39

Steve Regier
Rick DiPietro
Joey Diamond

#40

Stephen Valiquette
Jamie Fraser
Mathieu Aubin
Barry Goers
Wes Cunningham
Marc-Olivier Vallerand
Rylan Galiardi
Ethan Cox
Mike Halmo

#41

Harlan Pratt
Lance Galbraith

#42

Peter Ferraro
David Desharnais
Tyler Haskins
Alex O'Neil
Brandon DeFazio

#43

Peter Tsimikalis
Chris Lee
Martin Biron

#44

Marko Tuomainen
Sven Butenschon
Jay Leach
Richard Seeley
Drew Fata
Brett Skinner
Vladimir Nikiforov
Joel Rechlicz
Brett Gallant

#45

Evan Cheverie
Mike Souza
Dustin VanBallegoie
Trevor Smith
Eric Castonguay
Matt Schepke
Art Bidlevskii
Anders Nilsson

#46

Matt Donovan

#47

Justin Papineau
Ryan Kraft
Kyle Rank

#48

Cameron Wind

#49

Eric Godard
Joel Martin
Justin Johnson

#50

Evgeny Tunik
Dustin Kohn

#51

Dave Roche
Frans Nielsen
Trevor Gillies
Trent Campbell
Jon Landry
Jason Dale
Shayne Neigum

#52

Nathan Lawson
Joe Finley

#53

Graham Belak

#54

Chris Langkow

#55

Cam McCaffrey
Pascal Morency

#57

Barrett Heisten
Blake Comeau
Matt Mangene

#58

David Masse

#61

Justin Mapletoft
Victor Crus Rydberg

#65

Tomas Marcinko

#71

Sergei Ogorodnikov
Kurtis McLean
Maxime Gratchev
Mark Katic

#72

Jason Clark
Brock Montpetit

#73

Jason Podollan

#76

Jeff Hamilton

#77

Kirill Kabanov

#88

Ryan Walters
Philip-Michael Devos

#91

Olivier Labelle
Pierre Luc-Faubert
Keith Johnson

#96

Pierre Marc-Bouchard

*Wore number as backup goalie, but did not see action



DIRECTIONS TO WEBSTER BANK ARENA

FROM I-95 SOUTHBOUND: I-95 South to Exit 27 (Lafayette Blvd.). Bear left going down ramp. Turn left onto Lafayette. Go under I-95, go one more block and make a left on Allen Street. Take a left at the end of Allen and take your first right (at the light). The Arena is directly on your right.

FROM I-95 NORTHBOUND: I-95 North to Exit 27 (Lafayette Blvd.). At the bottom of the ramp continue straight along South Frontage Road past Lafayette Blvd. The next street is Broad Street. Go through the light and the Arena is in front of you.

FROM THE MERRITT PARKWAY SOUTHBOUND: From the Merritt Parkway, take Exit 52, Route 8 towards Bridgeport. Follow Route 8 to its convergence with Route 25. Follow Routes 8/25 to Exit 1. At the bottom of the ramp go left onto Prospect Street. Go past the State Police barracks and turn right (at 2nd light) onto Lafayette Blvd. Go under I-95 and make left onto South Frontage Road to Broad Street. Go straight at the light and the Arena is directly in front of you on the right hand side.

FROM THE MERRITT PARKWAY NORTHBOUND: From the Merritt Parkway, take Exit 49, Route 25 towards Bridgeport. Follow Route 25 to its convergence with Route 8. Follow Route 8/25 to Exit 1. At the bottom of the ramp go left onto Prospect Street. Go past the State Police barracks and turn right (at 2nd light) onto Lafayette Blvd. Go under I-95 and make left onto South Frontage Road to Broad Street. Go straight at the light and the Arena is directly in front of you on the right hand side.

TAKE THE TRAIN OR BUS: The Bridgeport Transportation Center is only a two-block, well-lit walk from Arena at Harbor Yard. This center is serviced by the Metro North Railroad New Haven line (800-638-7646) and Amtrak (800-872-7245) as well as the Greater Bridgeport Transit Authority (203-333-3031), which provides frequent bus service to the Arena.

GAME DAY INFORMATION

WEBSTER BANK ARENA

OFFICES: 2nd Floor above box office (take elevator outside of box office)

BOX OFFICE: Tickets for Webster Bank Arena events can be purchased at the Click It Or Ticket Box Office, which is open from 10 a.m. - 4 p.m. Monday through Friday on non-game days, 10 a.m. to the end of first period on a game day and are closed on non-game or event days. Tickets can also be purchased online via ticketmaster.com.

TICKETS FOR UPCOMING EVENTS: Advance tickets can be purchased on event nights at the Arena Box Office or by ticketmaster.com.

WILL CALL: Located at the Box Office Windows at the front of the arena

CUSTOMER SERVICE AND SECURITY DESKS:

Concourse behind section 116
Concourse behind section 102

CREDENTIALS: Season and individual credentials are issued by the Sound Tigers Media Relations Dept. Individual game passes may be applied for by contacting media@soundtigers.com.

PARKING: Full season credentialed media will receive a full season parking pass. Individual game parking passes will be awarded upon media requests. Requests must be made by noon, the day of a game by calling the Sound Tigers Communications department at 203-345-4824. Media will park in the designated lot located next to the parking garage.

LOCKER ROOMS: The visiting locker rooms are located next to the loading docks. Unless indicated otherwise, locker rooms are open strictly to the credentialed media and AHL officials 10 minutes after the game ends. All media members are asked to have their passes ready to present to security at the entrance.

PHOTOGRAPHERS: Photographers from accredited magazines, newspapers and wire services may shoot from the press box and other designated areas along the glass. If glass positions are full, spots will be assigned on a period-by-period basis by the Media Relations Department.

PRESS BOX: The press box, located on the concourse behind section 105, is accessible from the main concourse and up the stairs to its third floor level. The following services are available to all media in the press box:

- 1.Pre and post game statistics, information and summaries.
- 2.Updates during the game regarding statistics, scores from around the AHL and NHL, officiating decisions and other items of interest approved by the Media Relations Department.

YEAR IN REVIEW

SOUND TIGERS

2014 NHL ENTRY DRAFT

IN THE SYSTEM

THE PLAYERS

MANAGEMENT



2013-14 SEASON IN REVIEW

FINAL SCORING

NO.	PLAYER	GP	G	A	PTS	PIM	+/-	PP	SH	GW	S	TOI/G	FO%
21	Kyle Okposo	71	26	42	69	51	-9	.5	0	4	195	20:26	47.6
91	John Tavares	59	24	42	66	40	-6	.8	0	4	188	21:14	49.1
51	Frans Nielsen	80	25	33	58	8	-11	.5	2	0	167	18:20	49.3
26	Thomas Vaneek	47	17	27	44	34	+4	.5	0	2	137	20:00	100.0
12	Josh Bailey	77	8	30	38	26	-8	.2	0	1	98	15:50	49.6
29	Brock Nelson	72	14	12	26	12	-10	.3	0	1	132	14:15	42.4
40	Michael Grabner	64	12	14	26	12	-10	.0	3	2	137	14:11	46.7
47	Andrew MacDonald	63	4	20	24	34	-19	.2	0	2	72	25:25	0.0
14	Thomas Hickey	82	4	18	22	34	+5	.0	0	0	96	18:52	0.0
15	Cal Clutterbuck	73	12	7	19	50	-9	.0	3	1	172	14:19	43.8
13	Colin McDonald	70	8	10	18	34	-22	.0	0	0	96	12:23	46.7
18	Ryan Strome	37	7	11	18	8	-1	.4	0	1	89	15:11	44.1
3	Travis Hamonic	69	3	15	18	68	+2	.2	0	0	134	25:00	0.0
53	Casey Cizikas	80	6	10	16	30	-12	.1	0	1	79	13:22	48.4
44	Calvin de Haan	51	3	13	16	30	-7	.1	0	1	71	21:01	0.0
46	Matt Donovan	52	2	14	16	26	-9	.1	0	0	86	18:04	0.0
27	Anders Lee	22	9	5	14	14	+3	.2	0	0	68	15:43	16.7
17	Matt Martin	79	8	6	14	90	-11	.0	0	3	120	11:53	33.3
11	Lubomir Visnovsky	24	3	8	11	10	-1	.2	0	1	34	20:31	0.0
26	Matt Moulson	11	6	3	9	6	+3	.5	0	0	28	17:39	0.0
96	Pierre-Marc Bouchard	28	4	5	9	12	-9	.1	0	1	51	13:56	60.0
37	Brian Strait	47	3	6	9	14	-14	.0	0	0	40	17:57	0.0
16	Peter Regin	44	2	5	7	18	-10	.0	0	0	53	11:50	41.5
36	Eric Boulton	23	2	2	4	88	E	.0	0	0	21	6:24	0.0
55	Aaron Ness	20	1	2	3	10	-13	.0	0	0	23	14:47	0.0
7	Matt Carkner	53	0	3	3	149	-10	.0	0	0	50	11:59	0.0
4	Radek Martinek	13	0	3	3	4	+4	.0	0	0	12	15:28	0.0
24	Kevin Czuczman	13	0	2	2	14	-5	.0	0	0	24	19:32	100.0
43	Mike Halmo	20	1	0	1	32	-1	.0	0	0	25	9:29	20.0
56	John Persson	10	1	0	1	6	-4	.0	0	0	16	12:02	0.0
28	Johan Sundstrom	11	0	1	1	6	E	.0	0	0	13	8:39	3.4
42	Scott Mayfield	5	0	0	0	7	-3	.0	0	0	7	17:22	0.0
59	Brett Gallant	4	0	0	0	17	E	.0	0	0	3	6:53	0.0
49	Justin Johnson	2	0	0	0	7	-1	.0	0	0	0	6:29	0.0

GOALTENDING

NO.	GOALTENDER	GP	W	L	OT	SA	GA	GAA	Sv	Sv%	SO	MIN
20	Evgeni Nabokov	40	15	14	8	1085	103	2.74	982	0.905	4	2,254:14
60	Kevin Poulin	28	11	16	1	820	89	3.29	731	0.891	0	1,625:19
45	Anders Nilsson	19	8	7	2	548	57	3.11	491	0.896	0	1,101:10

SCORING BY PERIOD

GOALS BY PERIOD

	1ST	2ND	3RD	OT	SO	TOT	AVG
Islanders	55	89	68	4	9	225	2.61*
Opponents	65	102	89	5	6	267	3.18*

*Does Not Include SO Goals

SHOTS ON GOAL

	1ST	2ND	3RD	OT	TOT	AVG
Islanders	842	834	808	53	2,537	30.9
Opponents	776	830	797	61	2,464	30.0

SITUATION GOALS

	GF	GA
5-on-5	146	175
5-on-4	42	7
5-on-3	7	0
4-on-4	7	9
4-on-3	0	0
3-on-3	0	0
3-on-4	0	0
3-on-5	0	1
4-on-5	7	57
Empty Net	6	12
Penalty Shot	1	0
Shootout	9	6
TOTALS	225	267

SCORING BREAKDOWN

PLAYER	HOME						ROAD					
	GP	G	A	PTS	PIM	+/-	GP	G	A	PTS	PIM	+/-
Josh Bailey	38	4	16	20	18	-4	39	4	14	18	8	-4
Pierre-Marc Bouchard	38	1	4	5	6	-3	12	3	1	4	6	-6
Eric Boulton	16	0	1	1	65	-1	12	2	1	3	23	+1
Matt Carnier	11	0	2	2	48	-6	26	0	1	1	101	-4
Casey Cizikas	27	3	8	11	18	-7	41	3	2	5	12	-5
Cal Clutterbuck	39	6	5	11	20	-5	34	6	2	8	30	-4
Kevin Czuczman	39	0	1	1	4	-1	7	0	1	1	10	-4
Calvin de Haan	6	1	6	7	12	-7	25	2	7	9	18	-3
Matt Donovan	26	1	4	5	14	-6	29	1	10	11	12	-3
Brett Gallant	23	0	0	0	7	E	3	0	0	0	10	E
Michael Grabner	1	4	8	12	4	-9	31	8	6	14	8	-1
Michael Halmo	33	1	0	1	30	E	10	0	0	0	2	-1
Travis Hamonic	10	3	5	8	42	E	35	0	0	10	26	+2
Thomas Hickey	34	1	8	9	14	+5	41	3	10	13	20	E
Justin Johnson	0	0	0	0	0	E	2	0	0	0	7	-1
Anders Lee	11	3	2	5	8	-1	11	6	3	9	6	+4
Andrew MacDonald	33	2	13	15	4	-15	30	2	7	9	30	-4
Matt Martin	38	3	3	6	39	-11	41	5	3	8	51	E
Radek Martinek	5	0	0	0	4	E	8	0	3	3	0	+4
Scott Mayfield	1	0	0	0	0	E	4	0	0	0	7	-3
Colin McDonald	33	1	5	6	16	-17	37	7	5	12	18	-5
Matt Moulson	7	5	3	8	2	+1	4	1	0	1	4	+2
Brock Nelson	35	7	7	14	2	-8	37	7	5	12	10	-2
Aaron Ness	9	1	1	2	6	-3	11	0	1	1	4	-10
Frans Nielsen	39	13	13	26	6	-10	41	12	20	32	2	-1
Kyle Okposo	36	14	21	35	29	-8	35	13	21	34	22	-1
John Persson	4	1	0	1	2	-2	6	0	0	0	4	-2
Peter Regin	26	2	4	0	0	-3	18	0	1	1	18	-7
Brian Strait	26	1	0	3	6	-17	21	2	6	8	8	+3
Ryan Strome	18	3	3	1	2	-6	19	4	8	12	6	+5
Johan Sundstrom	6	0	1	1	0	+1	5	0	0	0	6	-1
John Tavares	29	13	21	34	30	-4	30	11	21	32	10	-2
Thomas Vanek	23	9	13	22	16	+2	24	8	14	22	18	+2
Lubomir Visnovsky	15	3	7	10	4	-1	9	0	1	1	6	E

SPECIAL TEAMS SCORING

POWER PLAY	G	A	PTS
John Tavares	8	17	25
Frans Nielsen	5	15	20
Kyle Okposo	5	10	15
Thomas Vanek	5	7	12
Andrew MacDonald	2	9	11
Josh Bailey	2	8	10
Brock Nelson	3	4	7
Ryan Strome	4	3	7
Lubomir Visnovsky	2	5	7
Matt Moulson	5	2	7
Matt Donovan	1	5	6
Travis Hamonic	2	1	3
Calvin de Haan	1	2	3
Casey Cizikas	1	1	2
Anders Lee	2	0	2
Thomas Hickey	0	1	1
Pierre-Marc Bouchard	1	0	1
Peter Regin	0	1	1
TOTALS	49	91	140

SHORTHANDED	G	A	PTS
Cal Clutterbuck	3	1	4
Michael Grabner	3	0	3
Frans Nielsen	2	1	3
Casey Cizikas	0	2	2
Andrew MacDonald	0	1	1
Thomas Hickey	0	1	1
Peter Regin	0	1	1
Brian Strait	0	1	1
TOTALS	8	8	16

SHOOTOUT STATS	G/S	%	GDG
Frans Nielsen	8/15	53.3	4
Matt Moulson	3/3	100.0	1
Brock Nelson	3/4	75.0	1
Kyle Okposo	2/3	66.7	2
Thomas Vanek	2/6	33.3	0
Casey Cizikas	1/1	100.0	0
Colin McDonald	1/1	100.0	0
Ryan Strome	1/3	33.3	0
Josh Bailey	1/4	25.0	1
John Tavares	1/8	12.5	0
Thomas Hickey	0-1	0.0	0
Mike Halmo	0-1	0.0	0
John Persson	0-1	0.0	0
Johan Sundstrom	0-1	0.0	0
Anders Lee	0-1	0.0	0
Matt Martin	0-1	0.0	0
Cal Clutterbuck	0-1	0.0	0
Pierre-Marc Bouchard	0-2	0.0	0

MANAGEMENT

THE PLAYERS

IN THE SYSTEM

2014 NHL ENTRY DRAFT

SOUND TIGERS

2013-14 IN REVIEW

PENALTY SHOTS FOR (0-3)

PLAYER	DATE	GOALTENDER	RESULT	FINAL SCORE
Frans Nielsen	12/3/13 vs. PIT	Marc-Andre Flury	No Goal	2-3 OTL
Cal Clutterbuck	12/20/13 at NYR	Henrik Lundqvist	Goal	5-3 W
Michael Grabner	2/4/14 at WSH	Michal Neuvirth	No Goal	1-0 W

PENALTY SHOTS AGAINST (0-0)

PLAYER	DATE	GOALTENDER	RESULT	FINAL SCORE
N/A				

HAT TRICKS FOR (1)

PLAYER	DATE
John Tavares	1/6/14 vs. DAL

HAT TRICKS AGAINST (1)

PLAYER	DATE
Vincent Lacavalier	10/26/14 vs. PHI
Ryan Getzlaf	12/21/13 vs. ANA

ISLANDERS 2013-14 RECORD

OVERALL	POINTS	GF	GA	HOME	POINTS	ROAD	POINTS
34-37-11	79	225	267	13-19-9	35	21-18-2	44

RECORD BY DIVISION

	GP	RECORD	PTS
Metropolitan	30	10-16-4	24
Atlantic	24	13-7-4	30
Central	14	7-6-1	15
Pacific	14	4-8-2	10
Eastern Conference	54	23-23-8	54
Western Conference	28	11-14-3	25

RECORD BY MONTH

MONTH	W-L-OTL	PTS
October	4-5-3	11
November	4-10-1	9
December	5-6-3	13
January	8-7-1	17
February	2-2-0	4
March	6-5-2	14
April	5-2-1	11

RECORD BY DAY

DAY	W-L-OTL	PTS
Sunday	4-3-0	8
Monday	4-2-0	8
Tuesday	10-6-4	24
Wednesday	1-2-0	2
Thursday	5-6-2	12
Friday	6-6-0	12
Saturday	4-12-5	13

RECORD BY MARGIN

	W-L-OTL	PTS
One-Goal Games	19-13-11	49
Two-Goal Games	10-7-0	20
Three (or more)-Goal Games	5-17-0	10

RECORD WHEN...

LEADING/TRAILING		W-L-OTL	W-L-OTL	
Scoring 1st		17-9-8	Opponent Scores 1st	17-28-3
Leading After 1st Period		10-3-5	Leading After 2nd Period	15-6-6
Trailing After 1st Period		12-15-0	Trailing After 2nd Period	10-26-2
Tied After 1st Period		12-19-6	Tied After 2nd Period	9-5-3

OT/SHOOTOUT	W-L
Decided in Overtime	4-5
Scoring 1st in Shootout	9-2
Extra Shooter in Shootout	3-2

GOALS	W-L-OTL		W-L-OTL
Scoring five or more goals	12-0-0	Allowing five or more goals	0-17-1
Scoring four goals	7-2-1	Allowing four goals	6-10-3
Scoring three goals	8-8-3	Allowing three goals	9-7-6
Scoring two goals	6-16-6	Allowing two goals	7-2-0
Scoring one goal	1-6-0	Allowing one goal	8-1-1
Not Scoring	0-5-1	Not Allowing a goal	4-0-0

SHOTS	W-L-OTL	W-L-OTL	
Out-Shot Opponent.	15-19-6	Out-Shot by Opponent.	16-16-5
Equal Shots with Opponent	3-2-0		

FACEOFFS	W-L-OTL	W-L-OTL
Won majority of faceoffs	8-12-7	Lost majority of faceoffs 24-24-3
Equal faceoffs	2-1-1	

SPECIAL TEAMS		W-L-OTL			W-L-OTL
Did Not Score a PPG	13-29-6		Did Not Allow a PPG	19-16-7	
Scored one PPG	14-5-4		Allowed one PPG	12-13-3	
Scored two PPG	4-3-1		Allowed two PPG	3-4-1	
Scored three (or more) PPG	3-0-0		Allowed three (or more) PPG	0-4-0	

MISCELLANEOUS		W-L-OTL	W-L-OTL	
Afternoon Game	2-3-1	Night Game (5 p.m. or later) . . .	32-34-10	
1st Half of Back-to-Back	8-8-2	Second Half of Back-to-Back . . .	8-8-2	
Royal Uniform	12-15-7	White Uniform	20-16-2	
Black Uniform	2-3-2	Stadium Series Uniform	0-3-0	

GAME-BY-GAME RESULTS

NO.	DATE	OPPONENT	SCORE	GW GOAL	GOALIES OF RECORD (W/L)	RECORD
1.	Oct. 4	at New Jersey	W 4-3 (SO)	Matt Moulson	Nabokov/Brodeur	1-0-0
2.	Oct. 5	vs. Columbus	L 2-3 (SO)	Cam Atkinson	Bobrobsky/Nabokov	1-0-1
3.	Oct. 8	vs. Phoenix	W 6-1	John Tavares	Nabokov/Smith	2-0-1
4.	Oct. 11	at Chicago	L 2-3	Michal Handzus	Khabibulin/Poulin	2-1-1
5.	Oct. 12	at Nashville	L 2-3	Ryan Ellis	Rinne/Nabokov	2-2-1
6.	Oct. 15	vs. Buffalo	L 3-4 (SO)	Tyler Ennis	Miller/Nabokov	2-2-2
7.	Oct. 17	vs. Edmonton	W 3-2	John Tavares	Nabokov/Dubnyk	3-2-2
8.	Oct. 19	vs. Carolina	L 3-4	Jiri Tlustý	Ward/Nabokov	3-3-2
9.	Oct. 22	vs. Vancouver	L 4-5 (OT)	Brad Richardson	Luongo/Nabokov	3-3-3
10.	Oct. 25	at Pittsburgh	W 4-3	Josh Bailey	Nabokov/Zatkoff	4-3-3
11.	Oct. 26	vs. Philadelphia	L 2-5	Vincent Lecavalier	Mason/Poulin	4-4-3
12.	Oct. 29	vs. NY Rangers	L 2-3	Benoit Pouliot	Talbot/Nabokov	4-5-3
13.	Nov. 1	at Ottawa	W 5-4 (SO)	Frans Nielsen	Nabokov/Lehner	5-5-3
14.	Nov. 2	vs. Boston	W 3-1	Andrew MacDonald	Poulin/Johnson	6-5-3
15.	Nov. 5	at Washington	L 2-6	Marcus Johansson	Holtby/Nabokov	6-6-3
16.	Nov. 7	at Carolina	L 0-1	Radek Dvorak	Peters/Poulin	6-7-3
17.	Nov. 9	at Columbus	L 2-5	Umberger	Bobrovsky/Nabokov	6-8-3
18.	Nov. 10	at Montreal	L 2-4	Michael Bournival	Price/Poulin	6-9-3
19.	Nov. 12	vs. Nashville	W 3-1	Pierre-Marc Bouchard	Poulin/Mazanec	7-9-3
20.	Nov. 14	vs. Los Angeles	L 2-3	Tyler Toffoli	Scrivens/Poulin	7-10-3
21.	Nov. 16	vs. Detroit	W 5-4 (SO)	Frans Nielsen	Poulin/Gustavsson	8-10-3
22.	Nov. 19	at Toronto	L 2-5	Mason Raymond	Bernier/Poulin	8-11-3
23.	Nov. 22	at Pittsburgh	L 3-4	Sidney Crosby	Zatkoff/Poulin	8-12-3
24.	Nov. 23	at Philadelphia	L 2-5	Claude Giroux	Mason/Poulin	8-13-3
25.	Nov. 27	vs. Winnipeg	L 2-3	Devin Setoguchi	Montoya/Poulin	8-14-3
26.	Nov. 29	vs. Detroit	L 0-5	Darren Helm	Howard/Poulin	8-15-3
27.	Nov. 30	vs. Washington	L 2-3 (OT)	Alex Ovechkin	Holtby/Nilsson	8-15-4
28.	Dec. 3	vs. Pittsburgh	L 2-3 (OT)	Sidney Crosby	Fleury/Nilsson	8-15-5
29.	Dec. 5	at St. Louis	L 1-5	Derek Roy	Halak/Nilsson	8-16-5
30.	Dec. 7	at Los Angeles	L 0-3	Anze Kopitar	Jones/Poulin	8-17-5
31.	Dec. 9	at Anaheim	L 2-5	Cam Fowler	Hiller/Nilsson	8-18-5
32.	Dec. 10	at San Jose	W 3-2 (SO)	Kyle Okposo	Poulin/Niemi	9-18-5
33.	Dec. 12	at Phoenix	L 3-6	Mike Ribiero	Smith/Poulin	9-19-5
34.	Dec. 14	vs. Montreal	L 0-1 (OT)	Max Pacioretty	Price/Nabokov	9-19-6
35.	Dec. 17	vs. Tampa Bay	L 2-3 (SO)	Nikita Kucherov	Bishop/Nabokov	9-19-7
36.	Dec. 20	at NY Rangers	W 5-3	Thomas Vanek	Nabokov/Lundqvist	10-19-7
37.	Dec. 21	vs. Anaheim	L 3-5	Kyle Palmieri	Andersen/Nabokov	10-20-7
38.	Dec. 23	at Detroit	W 3-0	Kyle Okposo	Nabokov/Mrazek	11-20-7
39.	Dec. 28	vs. New Jersey	L 1-2	Travis Zajac	Schneider/Nabokov	11-21-7
40.	Dec. 29	at Minnesota	W 5-4	Kyle Okposo	Poulin/Harding	12-21-7
41.	Dec. 31	at Boston	W 5-3	John Tavares	Nabokov/Rask	13-21-7

MANAGEMENT

THE PLAYERS

IN THE SYSTEM

2014 NHL ENTRY DRAFT

SOUND TIGERS

2013-14 IN REVIEW

GAME-BY-GAME RESULTS


NO.	DATE	OPPONENT	SCORE	GW GOAL	GOALIES OF RECORD (W/L)	RECORD
42	Jan. 2	vs. Chicago	W 3-2 (OT)	Kyle Okposo	Nabokov/Crawford	14-21-7
43	Jan. 4	vs. Carolina	L 2-3	Brett Sutter	Khudobin/Nabokov	14-22-7
44	Jan. 6	vs. Dallas	W 7-3	Brock Nelson	Poulin/Lehtonen	15-22-7
45	Jan. 7	at Toronto	W 5-3	Calvin de Haan	Poulin/Bernier	16-22-7
46	Jan. 10	at Colorado	W 2-1 (OT)	Michael Grabner	Poulin/Varlamov	17-22-7
47	Jan. 12	at Dallas	W 4-2	John Tavares	Poulin/Ellis	18-22-7
48	Jan. 14	at Florida	L 2-4	Nick Bjugstad	Thomas/Poulin	18-23-7
49	Jan. 16	at Tampa Bay	W 2-1 (SO)	Frans Nielsen	Poulin/Bishop	19-23-7
50	Jan. 18	at Philadelphia	L 4-6	Michael Raffl	Emery/Poulin	19-24-7
51	Jan. 20	vs. Philadelphia	W 4-3 (SO)	Kyle Okposo	Nilsson/Emery	20-24-7
52	Jan. 21	at NY Rangers	W 5-3	Thomas Vanek	Poulin/Talbot	21-24-7
53	Jan. 23	vs. Pittsburgh	L 4-6	Evgeni Malkin	Zatkoff/Poulin	21-25-7
54	Jan. 25	vs. St. Louis	L 3-4 (SO)	Kevin Shattenkirk	Halak/Poulin	21-25-8
55	Jan. 27	vs. Boston	L 3-6	Carl Soderberg	Johnson/Poulin	21-26-8
56	Jan. 29	vs. NY Rangers	L 1-2	Daniel Carcillo	Lundqvist/Nabokov	21-27-8
57	Jan. 31	at NY Rangers	L 1-4	Derick Brassard	Lundqvist/Nabokov	21-28-8
58	Feb. 4	at Washington	W 1-0	Andrew MacDonald	Nabokov/Neuvirth	22-28-8
59	Feb. 6	vs. Calgary	L 2-4	David Jones	Berra/Nabokov	22-29-8
60	Feb. 8	vs. Colorado	L 2-5	Matt Duchene	Giguere/Nabokov	22-30-8
61	Feb. 27	vs. Toronto	W 5-4 (OT)	Lubomir Visnovsky	Nabokov/Bernier	23-30-8
62	Mar. 1	vs. New Jersey	L 1-6	Jaromir Jagr	Brodeur/Nabokov	23-31-8
63	Mar. 2	vs. Florida	L 3-5	Scottie Upshall	Thomas/Nilsson	23-32-8
64	Mar. 4	at Winnipeg	W 3-2 (OT)	Michael Grabner	Nilsson/Pavelec	24-32-8
65	Mar. 6	at Edmonton	L 2-3 (OT)	Taylor Hall	Scrivens/Nabokov	24-32-9
66	Mar. 7	at Calgary	L 3-4	Joe Colborne	Ortio/Nilsson	24-33-9
67	Mar. 10	at Vancouver	W 7-4	Matt Martin	Nabokov/Lack	25-33-9
68	Mar. 14	vs. San Jose	L 3-4	Marty Havlat	Niemi/Nabokov	25-34-9
69	Mar. 15	vs. Buffalo	W 4-1	Kyle Okposo	Nilsson/Enroth	26-34-9
70	Mar. 18	vs. Minnesota	L 0-6	Matt Moulson	Bryzgalov/Nilsson	26-35-9
71	Mar. 23	vs. Columbus	W 2-0	Cal Clutterbuck	Nabokov/Bobrovsky	27-35-9
72	Mar. 25	at Carolina	W 5-4	Matt Martin	Nilsson/Khudobin	28-35-9
73	Mar. 27	at Tampa Bay	L 2-3 (SO)	Sami Salo	Bishop/Nabokov	28-35-10
74	Mar. 29	vs. New Jersey	W 2-1 (SO)	Frans Nielsen	Nilsson/Schneider	29-35-10
75	Apr. 1	vs. Florida	W 4-2	Matt Martin	Nabokov/Clemmensen	30-35-10
76	Apr. 2	at Ottawa	W 2-1	Casey Cizikas	Nilsson/Anderson	31-35-10
77	Apr. 5	vs. Washington	L 3-4 (SO)	Evgeny Kuznetsov	Holtby/Nabokov	31-35-11
78	Apr. 6	at Columbus	L 0-4	Boone Jenner	Bobrovsky/Nilsson	31-36-11
79	Apr. 8	vs. Ottawa	L 1-4	Jason Spezza	Anderson/Nilsson	31-37-11
80	Apr. 10	at Montreal	W 2-0	Ryan Strome	Nabokov/Price	32-37-11
81	Apr. 11	at New Jersey	W 3-2 (SO)	Josh Bailey	Nilsson/Brodeur	33-37-11
82	Apr. 13	at Buffalo	W 4-3 (SO)	Brock Nelson	Nilsson/Knapp	34-37-11



OPPONENTS



BRUCE BOUDREAU



RYAN GETZLAF

ALL-TIME: 11-10-4-1**LAST REG. WIN:** 12/16/10, NYI 3 vs. ANA 2**LAST REG. LOSS:** 12/21/12, NYI 3 at ANA 5**OVERTIME RECORD:** (W-L-T): 1-2-4**LAST OT DECISION:** 3/19/10, NYI 4 at ANA 5**SHOOTOUT RECORD:** 1-0**LAST SHOOTOUT:** 10/11/06, NYI 5 at ANA 4

Records are based on W-L-T-OL

2014-15 MEETINGS

Wed. Nov. 5, 2014 Islanders at Ducks 10:30 PM
 Sat. Mar. 28, 2015 Islanders vs. Ducks 1:00 PM

2013-14 SERIES 0-2-0**HOME:** **SCORE:** **GOALTENDERS:**

12/9/13 NYI 2 ANA 5 Nilsson/Hiller

ROAD: **SCORE:** **GOALTENDERS:**

12/21/13 NYI 3 ANA 5 Nabokov/Andersen

ROAD: **SCORE:** **GOALTENDERS**

Did not play at Honda Center

ALL-TIME FRANCHISE RECORDS**NEW YORK ISLANDERS HAT TRICKS (1):**

PLAYER	DATE	LOCATION
Mark Parrish	11/24/01	vs. ANA

NEW YORK ISLANDERS SHUTOUTS (0)

PLAYER	DATE	LOCATION
--------	------	----------

NEW YORK ISLANDERS PENALTY SHOTS (0):

PLAYER/GOALIE	DATE	OUTCOME
---------------	------	---------

CLUB INFORMATION

Founded: 1993
 Home Arena: Honda Center (17,174)
 Address: 2695 East Katella Avenue, Anaheim, CA, 92806
 Phone: 714-940-2900
 Fax: 714-940-2953
 Web Site: www.ducks.nhl.com
 Stanley Cups: 2007
 Chief Executive Officer: Michael Schulman
 General Manager: Bob Murray
 Head Coach: Bruce Boudreau
 Assistant Coaches: Bob Woods, Trenbt Yawney, Scott Niedermayer
 Director, Media and Communications: Alex Gilchrist
 Media and Communications Managers: Steve Hoem
 2013-14 Record: 54-20-8 (116 Points)
 2013-14 Finish: 1st Pacific, 1st Western Conference, 2nd NHL
 2014 Playoffs: 7-6, Lost In Western Conference Semifinals

BROADCAST TEAMS

Television Play-by-Play: John Ahlers
 Television Color Analyst: Brian Hayward
 Radio Play-by-Play: Steve Carroll
 Radio Color Analyst: Dan Wood

ANAHEIM DUCKS HAT TRICKS (1):

PLAYER	DATE	LOCATION
Ryan Getzlaf	12/21/13	vs. ANA

ANAHEIM DUCKS SHUTOUTS (3)

PLAYER	DATE	LOCATION
Ron Tugnutt	12/28/93	vs. ANA
Jean-Sebastien Giguere	2/5/08	vs. ANA
Curtis McElhinney	11/10/10	at ANA

ANAHEIM DUCKS PENALTY SHOTS (0):

PLAYER/GOALIE	DATE	OUTCOME
---------------	------	---------

NEW YORK ISLANDERS VS ANAHEIM DUCKS

SEASON-BY-SEASON RECORD VS. NHL (SINCE 1993-94)

SEASON	OVERALL, W-L-T-OTL	HOME, W-L-T-OTL	ROAD, W-L-T-OTL
1993-94	33-46-5	14-26-2	19-20-3
1994-95	16-27-5	11-9-4	5-18-1
1995-96	35-39-8	22-15-4	13-24-4
1996-97	36-33-13	23-12-6	13-21-7
1997-98	26-43-13	12-23-6	14-20-7
1998-99	35-34-13	21-14-6	14-20-7
1999-00	34-33-12-3	19-13-7-2	15-20-5-1
2000-01	25-41-11-5	15-20-4-2	10-21-7-3
2001-02	29-42-8-3	15-19-5-2	14-23-3-1
2002-03	40-27-9-6	22-10-7-2	18-17-2-4
2003-04	29-35-10-8	19-11-7-4	10-24-3-4
2004-05	NHL	SEASON	LOCKOUT
2005-06	43-27-12	26-10-5	17-17-7
2006-07	48-20-14	26-6-9	22-14-5
2007-08	47-27-8	28-9-4	19-18-4
2008-09	42-33-7	20-18-3	22-15-4
2009-10	39-32-11	25-11-5	14-21-6
2010-11	47-30-5	26-13-2	21-17-3
2011-12	34-36-12	21-18-2	13-18-10
2012-13	30-12-6	16-7-1	14-5-5
2013-14	54-20-8	29-8-4	25-12-4
TOTALS	722-637-107-108	410-272-58-47	312-365-49-61

Games could not result in a tie after the 2003-04 Season

ISLANDERS SEASON-BY-SEASON RECORD VS. ANAHEIM (SINCE 1993-94)

SEASON	OVERALL, W-L-T-OTL	HOME, W-L-T-OTL	ROAD, W-L-T-OTL
1993-94	1-1-0	0-1-0	1-0-0
1994-95	---	---	---
1995-96	1-1-0	1-0-0	0-1-0
1996-97	1-0-1	1-0-0	0-0-1
1997-98	1-1-0	0-1-0	1-0-0
1998-99	0-0-2	0-0-1	0-0-1
1999-00	1-0-0-0	---	1-0-0-0
2000-01	0-2-0-0	0-1-0-0	0-1-0-0
2001-02	1-0-0-0	1-0-0-0	---
2002-03	0-0-1-0	0-0-0-0	0-0-1-0
2003-04	2-0-0-0	1-0-0-0	1-0-0-0
2004-05	NHL	SEASON	LOCKOUT
2005-06	---	---	---
2006-07	1-0-0	---	1-0-0
2007-08	0-1-0	0-1-0	---
2008-09	1-0-0	1-0-0	---
2009-10	0-0-1	---	0-0-1
2010-11	1-1-0	1-0-0	0-1-0
2011-12	0-1-0	0-0-0	0-1-0
2012-13	---	---	---
2013-14	0-2-0	0-1-0	0-1-0
TOTALS	11-10-4-1	6-5-1-0	5-5-3-1

OPPONENTS

IN THE PAST

STANLEY CUP PLAYOFFS

MEDIA INFORMATION



DAVE TIPPETT



SHANE DOAN

ALL-TIME: 32-24-12-1
LAST REG. WIN: 10/8/13, NYI 6 vs. PHX 1
LAST REG. LOSS: 12/12/13, NYI 3 at PHX 6

OVERTIME RECORD: (W-L-T): 1-2-8
LAST OT DECISION: 3/25/01, NYI 2 at PHX 2
SHOOTOUT RECORD: 1-1
LAST SHOOTOUT: 12/18/10, NYI 3 vs. PHX 4

Records are based on W-L-T-OT

2014-15 MEETINGS

Sat. Nov. 8, 2014 Islanders at Coyotes 8:00 PM
 Tue. Feb. 24, 2015 Islanders vs. Coyotes 7:00 PM

2013-14 SERIES 1-1-0

HOME:	SCORE:	GOALTENDERS:
10/8/13	NYI 6 PHX 1Nabokov/Smith
ROAD:	SCORE:	GOALTENDERS:
12/12/13	NYI 3 PHX 6Poulin/Smith

ALL-TIME FRANCHISE RECORDS

NEW YORK ISLANDERS HAT TRICKS (4):

PLAYER	DATE	LOCATION
Mike Bossy	12/14/80 at WPG
John Tonelli	12/18/84	vs. WPG
Randy Wood	1/19/90 at WPG
Zigmund Palffy	3/3/96	vs. WPG

NEW YORK ISLANDERS SHUTOUTS (2)

PLAYER	DATE	LOCATION
Billy Smith	12/2/79 at WPG
Glenn Resch	2/12/80	vs. WPG
Bill Smith	3/20/88 at WPG
Tommy Salo	12/6/97vs. PHX

NEW YORK ISLANDERS PENALTY SHOTS (2):

PLAYER/GOALIE	DATE	OUTCOME
Anders Kallur/Pierre Hamel	12/14/80 at WPG	Failed
Brad Isbister/Sean Burke	1/10/00 at PHX	Scored

CLUB INFORMATION

Founded: 1972 (WHA), 1979 (Winnipeg), 1996 (Arizona)
 Home Arena: Gila River Arena (17,125)
 Address: 6751 North Sunset Blvd. #200, Glendale, AZ 85305
 Phone: 623-772-3200
 Fax: 623-872-2000
 Web Site: www.coyotes.nhl.com
 Stanley Cups: none
 General Manager: Don Maloney
 Head Coach: Dave Tippett
 Sr. Vice President & Assistant General Manager Darcy Regier
 Associate Head Coach Jim Playfair
 Assistant Coach: Newell Brown
 Sr. Director of Communications: Rich Nairn
 Sr. Manager of Media Relations: Chris Wojcik
 2013-14 Record: 37-30-15 (89 Points)
 2013-14 Finish: 4th in Pacific, 9th in Western Conference, 18th in NHL
 2014 Playoffs: Did not qualify

BROADCAST TEAMS

Television Play-by-Play: Matt McConnell
 Television Color Analyst: Tyson Nash
 Radio Play-by-Play: Bob Heethuis
 Radio Analyst: Nick Boynton
 Television/Radio Host: Todd Walsh

ARIZONA COYOTES HAT TRICKS (3):

PLAYER	DATE	LOCATION
Dale Hawerchuk	1/26/89	vs. WPG
Alexei Zhamnov	11/9/93	vs. WPG
Shane Doan	1/7/12 at PHX

ARIZONA COYOTES SHUTOUTS (2)

PLAYER	DATE	LOCATION
Marius Mattsson	2/12/80	vs. WPG
Sean Burke	3/9/00 at PHX

ARIZONA COYOTES PENALTY SHOTS (0)

PLAYER	DATE	OUTCOME
--------	------	---------

NEW YORK ISLANDERS VS ARIZONA COYOTES

SEASON-BY-SEASON RECORD VS. NHL (SINCE 1979-80)

SEASON	OVERALL, W-L-T-OTL	HOME, W-L-T-OTL	ROAD, W-L-T-OTL
1979-80	20-49-11	13-19-8	7-30-3
1980-81	9-57-14	7-25-8	2-32-6
1981-82	33-33-14	18-13-9	15-20-5
1982-83	33-39-8	22-16-2	11-23-6
1983-84	31-38-11	17-15-8	14-23-3
1984-85	43-27-10	21-13-6	22-14-4
1985-86	26-47-7	18-19-3	8-28-4
1986-87	40-32-8	25-12-3	15-20-5
1987-88	33-36-11	20-14-6	13-22-5
1988-89	26-42-12	17-18-5	9-24-7
1989-90	37-32-11	22-13-5	15-19-6
1990-91	26-43-11	17-18-5	9-25-6
1991-92	33-32-15	20-14-6	13-18-9
1992-93	40-37-7	23-16-3	17-21-4
1993-94	24-51-9	15-23-4	9-28-5
1994-95	16-25-7	10-10-4	6-15-3
1995-96	36-40-6	22-16-3	14-24-3
1996-97	38-37-7	15-19-7	23-18-0
1997-98	35-35-12	19-16-6	16-19-6
1998-99	39-31-12	23-13-5	16-18-7
1999-00	39-31-8-4	22-16-2-1	17-15-6-3
2000-01	35-27-17-3	21-11-7-2	14-16-10-1
2001-02	40-27-9-6	27-8-3-3	13-19-6-3
2002-03	31-35-11-5	17-16-6-2	14-19-5-3
2003-04	22-36-18-6	11-19-7-4	11-17-11-2
2004-05	NHL	SEASON	LOCKOUT
2005-06	38-39-5	19-18-4	19-21-1
2006-07	31-46-5	18-20-3	13-26-2
2007-08	38-37-7	17-20-4	21-17-3
2008-09	36-39-7	23-15-3	13-24-4
2009-10	50-25-7	29-10-2	21-15-5
2010-11	43-26-13	21-13-7	22-13-6
2011-12	42-27-13	22-13-6	20-14-7
2012-13	21-18-9	14-8-2	7-10-7
2013-14	37-30-15	22-14-5	15-16-10
TOTALS	1,121-1,206-266-105	647-523-131-48	474-683-135-57

Games could not result in a tie after the 2003-04 Season

NEW YORK ISLANDERS SEASON-BY-SEASON RECORD VS. ARIZONA (SINCE 1979-80)

SEASON	OVERALL, W-L-T-OTL	HOME, W-L-T-OTL	ROAD, W-L-T-OTL
1979-80	2-0-2	1-0-1	1-0-1
1980-81	3-0-1	1-0-1	2-0-0
1981-82	2-1-0	1-0-0	1-1-0
1982-83	1-1-1	1-0-1	0-1-0
1983-84	1-2-0	0-1-0	1-1-0
1984-85	2-1-0	1-1-0	1-0-0
1985-86	2-0-1	0-0-1	2-0-0
1986-87	1-1-1	1-0-1	0-1-0
1987-88	2-1-0	1-0-0	1-1-0
1988-89	2-1-0	1-1-0	1-0-0
1989-90	2-1-0	0-1-0	2-0-0
1990-91	2-1-0	2-0-0	0-1-0
1991-92	1-1-1	1-0-1	0-1-0
1992-93	0-1-1	0-1-0	0-0-1
1993-94	1-1-0	0-1-0	1-0-0
1994-95	---	---	---
1995-96	1-1-0	0-1-0	1-0-0
1996-97	1-0-1	1-0-0	0-0-1
1997-98	1-1-0	1-0-0	0-1-0
1998-99	0-1-1	0-0-1	0-1-0
1999-00	0-1-1-0	0-0-1-0	0-1-0-0
2000-01	0-1-1-0	0-1-0-0	0-0-1-0
2001-02	0-1-0-0	---	0-1-0-0
2002-03	0-1-0-0	0-1-0-0	---
2003-04	1-0-0-0	---	1-0-0-0
2004-05	NHL	SEASON	LOCKOUT
2005-06	---	---	---
2006-07	0-1-0	---	0-1-0
2007-08	1-0-0	1-0-0	---
2008-09	1-1-0	1-0-0	0-1-0
2009-10	1-0-0	---	1-0-0
2010-11	0-0-1	0-0-1	---
2011-12	0-1-0	---	0-1-0
2012-13	---	---	---
2013-14	1-1-0	1-0-0	0-1-0
TOTALS	22-24-12-1	16-9-8-1	16-15-4-0

OPPONENTS


IN THE PAST

STANLEY CUP PLAYOFFS

MEDIA INFORMATION



CLAUDE JULIEN



ZDENO CHARA

ALL-TIME: 55-75-21-3

LAST REG. WIN: 12/31/13, NYI 5 at BOS 3

LAST REG. LOSS: 1/27/14, NYI 3 vs. BOS 6

OVERTIME RECORD: (W-L-T): 5-1-15

LAST OT DECISION: 12/12/09, NYI 3 vs. BOS 2

SHOOTOUT RECORD: 1-2

LAST SHOOTOUT: 10/10/09, NYI 3 at BOS 4

Records are based on W-L-T-OT

2014-15 MEETINGS

Thu. Oct. 23, 2014	Islanders at Bruins	7:00 PM
Thu. Jan. 29, 2015	Islanders vs. Bruins	7:00 PM
Sat. Feb. 7, 2015	Islanders at Bruins	7:00 PM

2013-14 SERIES 2-1-0

HOME:	SCORE:	GOALTENDERS:
11/2/13	NYI 3 BOS 1	Poulin/Johnson
1/27/14	NYI 3 BOS 6	Poulin/Johnson
ROAD:	SCORE:	GOALTENDERS:
12/31/13	NYI 5 BOS 3	Nabokov/Rask

ALL-TIME FRANCHISE RECORDS**NEW YORK ISLANDERS HAT TRICKS (4):**

PLAYER	DATE	LOCATION
Mike Bossy	3/13/79	vs. BOS
Zigmund Palffy	3/5/96	vs. BOS
Zigmund Palffy	3/29/97	vs. BOS
Mark Parrish	1/3/03	vs. BOS

NEW YORK ISLANDERS SHUTOUTS (3)

PLAYER	DATE	LOCATION
Billy Smith	12/21/76	vs. BOS
Roberto Luongo	12/27/99	vs. BOS
Rick DiPietro	2/24/04	vs. BOS

NEW YORK ISLANDERS PENALTY SHOTS (1):

PLAYER/GOALIE	DATE	OUTCOME
Frans Nielsen/Tuukka Rask	12/9/10 at BOS	Scored

CLUB INFORMATION

Founded:	1924
Home Arena:	TD Garden (17,565)
Address:	100 Legends Way, Boston, MA 02114
Phone:	.617-624-1900
Fax:	.617-523-7184
Web Site:	www.bruins.nhl.com
Stanley Cups:	6 (1929, '39, '41, '70, 72, 2011)
Owner and Governor:	Jeremy M. Jacobs
Principal:	Charles Jacobs
President:	Cam Neely
General Manager:	Peter Chiarelli
Head Coach:	Claude Julien
Assistant Coaches:	Doug Houda, Geoff Ward, Doug Jarvis
Goaltending Coach:	Bob Essensa
Director, Communications:	Matthew Chmura
Assistant Director of Media Relations:	Eric Tosi
2013-14 Record:	54-19-9 (117 Points)
2013-14 Finish:	1st Atlantic, 1st in Eastern Conference, 1st in NHL
2014 Playoffs:	7-4, Eliminated in Eastern Conference Semifinals

BROADCAST TEAMS

Television Play-by-Play:	Jack Edwards
Television Color Analyst:	Andy Brickley
Radio Play-by-Play:	Dave Goucher
Radio Color Analyst:	Bob Beers

BOSTON BRUINS HAT TRICKS (11):

PLAYER	DATE	LOCATION
Gregg Sheppard	10/29/72	at BOS
John Bucyk (4)	1/18/73	at BOS
John Bucyk (4)	1/5/74	vs. BOS
Dan Marcotte	4/2/77	vs. BOS
Ken Hodge Jr.	2/28/91	at BOS
Cam Neely	10/7/95	at BOS
Sergei Samsonov	4/9/98	at BOS
Jason Allison	2/4/99	at BOS
Jason Allison	3/31/01	at BOS
Marty McInnis	3/6/03	at BOS
Phil Kessel	4/12/09	vs. BOS

BOSTON BRUINS SHUTOUTS (8)

PLAYER	DATE	LOCATION
Ed Johnston	3/13/73	vs. BOS
Ross Brooks	1/26/74	vs. BOS
Doug Keans	1/16/84	at BOS
Andy Moog	2/28/91	at BOS
Jon Casey	1/28/94	vs. BOS
Byron Dafoe	10/12/98	at BOS
Felix Potvin	2/24/04	vs. BOS
Tim Thomas	11/19/11	vs. BOS

BOSTON BRUINS PENALTY SHOTS (0):

PLAYER/GOALIE	DATE	OUTCOME
---------------	------	---------

NEW YORK ISLANDERS VS BOSTON BRUINS

SEASON-BY-SEASON RECORD VS. NHL (SINCE 1972-73)

SEASON	OVERALL, W-L-T-OTL	HOME, W-L-T-OTL	ROAD, W-L-T-OTL
1972-73	.51-22-5	27-10-2	24-12-3
1973-74	.52-17-9	33-4-2	19-13-7
1974-75	40-26-14	29-5-6	11-21-8
1975-76	48-15-17	27-5-8	21-10-9
1976-77	49-23-8	27-7-6	22-16-2
1977-78	51-18-11	29-6-5	22-12-6
1978-79	43-23-14	25-10-5	18-13-9
1979-80	46-21-13	27-9-4	19-12-9
1980-81	37-30-13	26-10-4	11-20-9
1981-82	43-27-10	24-12-4	19-15-6
1982-83	50-20-10	28-6-6	22-14-4
1983-84	49-25-6	25-12-3	24-13-3
1984-85	36-34-10	21-15-4	15-19-6
1985-86	37-31-12	24-9-7	13-22-5
1986-87	39-34-7	25-11-4	14-23-3
1987-88	44-30-6	24-13-3	20-17-3
1988-89	37-29-14	17-15-8	20-14-6
1989-90	46-25-9	23-13-4	23-12-5
1990-91	44-24-12	26-9-5	18-15-7
1991-92	36-32-12	23-11-6	13-21-6
1992-93	51-26-7	29-10-3	22-16-4
1993-94	42-29-13	20-14-8	22-15-5
1994-95	27-18-3	15-7-2	12-11-1
1995-96	40-31-11	22-14-5	18-17-6
1996-97	26-47-9	14-20-7	12-27-2
1997-98	39-30-13	19-16-6	20-14-7
1998-99	39-30-13	22-10-9	17-20-4
1999-00	24-33-19-6	12-17-11-1	12-16-8-5
2000-01	36-30-8-8	21-12-5-3	15-18-3-5
2001-02	43-24-6-9	23-11-2-5	20-13-4-4
2002-03	36-31-11-4	23-11-5-2	13-20-6-2
2003-04	41-19-15-7	18-12-9-2	23-7-6-5
2004-05	NHL	SEASON	LOCKOUT
2005-06	29-37-16	16-15-10	13-21-6
2006-07	35-41-6	18-19-4	17-22-2
2007-08	41-29-12	21-16-4	20-13-8
2008-09	53-19-10	29-6-6	24-13-4
2009-10	39-30-13	18-17-6	21-13-7
2010-11	46-25-11	22-13-6	24-12-5
2011-12	49-29-4	24-14-3	25-15-1
2012-13	28-14-6	16-5-3	12-9-3
2013-14	54-19-9	31-7-3	23-12-6
TOTALS	1,696-1,097-340-121	943-458-168-58	753-639-172-63

Games could not result in a tie after the 2003-04 Season

NEW YORK ISLANDERS SEASON-BY-SEASON RECORD VS. BOSTON (SINCE 1972-73)

SEASON	OVERALL, W-L-T-OTL	HOME, W-L-T-OTL	ROAD, W-L-T-OTL
1972-73	1-5-0	0-3-0	1-2-0
1973-74	1-4-0	1-2-0	0-2-0
1974-75	2-2-0	2-0-0	0-2-0
1975-76	0-2-2	0-2-0	0-0-2
1976-77	2-1-1	1-1-0	1-0-1
1977-78	3-1-0	2-0-0	1-1-0
1978-79	2-1-2	1-0-1	1-1-1
1979-80	1-3-0	1-1-0	0-2-0
1980-81	2-2-0	1-1-0	1-1-0
1981-82	1-2-0	1-0-0	0-2-0
1982-83	0-2-1	0-2-0	0-0-1
1983-84	0-2-1	0-1-0	0-1-1
1984-85	1-2-0	1-1-0	0-1-0
1985-86	1-0-2	1-0-0	0-0-2
1986-87	0-2-1	0-1-1	0-1-0
1987-88	2-1-0	1-0-0	1-1-0
1988-89	1-2-0	0-2-0	1-0-0
1989-90	1-1-1	0-0-1	1-1-0
1990-91	1-2-0	1-1-0	0-1-0
1991-92	2-1-0	1-1-0	1-0-0
1992-93	0-2-2	0-1-1	0-1-1
1993-94	0-4-0	0-2-0	0-2-0
1994-95	1-2-0	1-1-0	0-1-0
1995-96	1-1-2	1-0-1	0-1-1
1996-97	3-1-0	2-0-0	1-1-0
1997-98	1-2-1	0-1-1	1-1-0
1998-99	3-1-0	2-0-0	1-1-0
1999-00	3-1-0-0	1-1-0-0	2-0-0-0
2000-01	1-3-0-0	1-1-0-0	0-2-0-0
2001-02	2-1-1-0	0-1-1-0	2-0-0-0
2002-03	1-2-1-0	1-0-1-0	0-2-0-0
2003-04	0-0-3-1	0-0-2-0	0-0-1-1
2004-05	NHL	SEASON	LOCKOUT
2005-06	4-0-0	2-0-0	2-0-0
2006-07	3-0-1	2-0-0	1-0-1
2007-08	1-3-0	1-1-0	0-2-0
2008-09	0-4-0	0-2-0	0-2-0
2009-10	2-1-1	1-1-0	1-0-1
2010-11	1-3-0	1-1-0	0-2-0
2011-12	1-3-0	0-2-0	1-1-0
2012-13	1-2-0	0-1-0	1-1-0
2013-14	2-1-0	1-1-0	1-0-0
TOTALS	55-75-21-3	32-36-19-0	23-29-11-3

OPPONENTS


IN THE PAST

STANLEY CUP PLAYOFFS

MEDIA INFORMATION



TED NOLAN



DREW STAFFORD

ALL-TIME: 62-70-18-6**LAST REG. WIN:** 3/15/14, NYI 4 at BUF 1**LAST REG. LOSS:** 2/9/13, NYI 2 vs. BUF 3

Records are based on W-L-T-OT

2014-15 MEETINGS

Sat. Dec. 27, 2014	Islanders at Sabres	7:00 PM
Sun. Feb. 8, 2015	Islanders at Sabres	5:00 PM
Sat. Apr. 4, 2015	Islanders vs. Sabres	7:00 PM

2013-14 SERIES 1-1-1

HOME:	SCORE:	GOALTENDERS:
10/15/13	NYI 3 BUF 4 (SO)	Nabokov/Miller
3/15/14	NYI 4 BUF 1	Nilsson/Enroth
ROAD:	SCORE:	GOALTENDERS:
4/13/14	NYI 4 BUF 3 (SO)	Nilsson/Knapp

ALL-TIME FRANCHISE RECORDS**NEW YORK ISLANDERS HAT TRICKS (5):**

PLAYER	DATE	LOCATION
Bill Harris	3/3/74	at BUF
Pat LaFontaine	12/31/89	at BUF
Jeff Tambellini	10/31/09	vs BUF
John Tavares	1/15/11	vs BUF
Michael Grabner	2/13/11	at BUF

NEW YORK ISLANDERS SHUTOUTS (14)

PLAYER	DATE	LOCATION
Glenn Resch	12/7/75	at BUF
Glenn Resch	12/4/76	vs. BUF
Glenn Resch	3/31/79	vs. BUF
Billy Smith	11/5/83	vs. BUF
Mark Fitzpatrick	12/5/89	vs. BUF
Glenn Healy	2/4/90	at BUF
Eric Fichaud	4/6/96	vs. BUF
Tommy Salo	12/17/97	vs. BUF
Chris Osgood	3/12/02	at BUF
Chris Osgood	12/31/02	at BUF
Rick DiPietro	10/11/03	at BUF
Yann Danis	2/28/09	vs. BUF
Martin Biron	10/31/09	vs. BUF
Evgeni Nabokov	2/23/13	at BUF

NEW YORK ISLANDERS PENALTY SHOTS (5):

PLAYER/GOALIE	DATE	OUTCOME
Bryan Trottier/Tom Barrasso	1/5/85 vs. BUF	Failed
Marty McInnis/Tom Draper	3/8/92 at BUF	Failed
Olli Jokinen/Dominik Hasek	3/4/00 vs. BUF	Scored
Doug Weight/Patrick Lalime	10/31/09 vs. BUF	Failed
John Tavares/Ryan Miller	2/9/13 vs. BUF	Failed

CLUB INFORMATION

Founded:	1970
Home Arena:	First Niagara Center (18,690)
Address:	One Seymour H. Knox III Plaza, Buffalo, NY 14203
Phone:	716-855-4100
Fax:	716-855-4122
Web Site:	www.sabres.com
Stanley Cups:	none
Owner:	Terence M. Pegula
General Manager:	Tim Murray
Head Coach:	Ted Nolan
Assistant Coaches:	Bryan Trottier, Danny Flynn, Tom Coolen
V.P. Public & Community Relations:	Michael Gilbert
Director of Media Relations:	Chris Bandura
2013-14 Record:	21-51-10 (52 Points)
2013-14 Finish:	8th in Atlantic, 16th in Eastern Conference, 30th in NHL
2014 Playoffs:	Did not qualify

BROADCAST TEAMS

Television/Radio Play-by-Play:	Rick Jeanneret, Dan Dunleavy
Television/Radio Color Analyst:	Rob Ray

BUFFALO SABRES HAT TRICKS (6)

PLAYER	DATE	LOCATION
John Van Boxmeer	11/7/81	vs. BUF
Lindy Ruff	11/29/81	at BUF
Mike Foligno	12/29/85	at BUF
Dave Andreychuk	2/6/88	vs. BUF
Alexander Mogilny	1/3/92	at BUF
Drew Stafford	2/13/11	at BUF

BUFFALO SABRES SHUTOUTS (6)

PLAYER	DATE	LOCATION
Daren Puppa	11/12/88	vs. BUF
Dominik Hasek	11/09/00	at BUF
Martin Biron	12/30/00	vs. BUF
Martin Biron	3/7/02	vs. BUF
Ryan Miller	10/26/06	vs. BUF
Ryan Miller	11/4/09	at BUF

BUFFALO SABRES PENALTY SHOTS (3):

PLAYER/GOALIE	DATE	OUTCOME
Miroslav Satan/Kevin Weekes	3/4/00 vs. BUF	Failed
Clarke MacArthur/Dwayne Roloson	10/16/09 vs. BUF	Failed
Thomas Vanek/Evgeni Nabokov	1/14/12 vs. BUF	Failed

NEW YORK ISLANDERS VS BUFFALO SABRES

SEASON-BY-SEASON RECORD VS. NHL (SINCE 1972-73)

SEASON	OVERALL, W-L-T-OTL	HOME, W-L-T-OTL	ROAD, W-L-T-OTL
1972-73	37-27-14	30-6-3	7-21-11
1973-74	32-34-12	23-10-6	9-24-6
1974-75	49-16-15	28-6-6	21-10-9
1975-76	46-21-13	28-7-5	18-14-8
1976-77	48-24-8	27-8-5	21-16-3
1977-78	25-7-8	19-12-9	44-19-17
1978-79	36-28-16	19-13-8	17-15-8
1979-80	47-17-16	27-5-8	20-12-8
1980-81	39-20-21	21-7-12	18-13-9
1981-82	39-26-15	23-8-9	16-18-6
1982-83	38-29-13	25-7-8	13-22-5
1983-84	48-25-7	25-9-6	23-16-1
1984-85	38-28-14	23-10-7	15-18-7
1985-86	37-37-6	23-16-1	14-21-5
1986-87	28-44-8	18-18-4	10-26-4
1987-88	37-32-11	19-14-7	18-18-4
1988-89	38-35-7	25-12-3	13-23-4
1989-90	45-27-8	27-11-2	18-16-6
1990-91	31-30-19	15-13-12	16-17-7
1991-92	31-37-12	22-13-5	9-24-7
1992-93	38-36-10	25-15-2	13-21-8
1993-94	43-32-9	22-17-3	21-15-6
1994-95	22-19-7	15-8-1	7-11-6
1995-96	33-42-7	19-17-5	14-25-2
1996-97	40-30-12	24-11-6	16-19-6
1997-98	36-29-17	20-13-8	16-16-9
1998-99	37-28-17	23-12-6	14-16-11
1999-00	35-32-11-4	21-14-5-1	14-18-6-3
2000-01	46-30-5-1	26-12-3-0	20-18-2-1
2001-02	35-35-11-1	20-16-5-0	15-19-6-1
2002-03	27-37-10-8	18-16-5-2	9-21-5-6
2003-04	37-34-7-4	21-13-4-3	16-21-3-1
2004-05	NHL	SEASON	LOCKOUT
2005-06	52-24-6	27-11-3	25-13-3
2006-07	53-22-7	28-10-3	25-12-4
2007-08	39-31-12	20-15-6	19-16-6
2008-09	41-32-9	23-15-3	18-17-6
2009-10	45-27-10	25-10-6	20-17-4
2010-11	43-29-10	21-16-4	22-13-6
2011-12	39-32-11	21-12-8	18-20-3
2012-13	21-21-6	11-10-3	10-11-3
2013-14	21-51-10	13-21-7	8-30-3
TOTALS	1571-1209-375-99	916-484-178-49	655-725-197-50

Games could not result in a tie after the 2003-04 Season

NEW YORK ISLANDERS SEASON-BY-SEASON RECORD VS. BUFFALO (SINCE 1972-73)

SEASON	OVERALL, W-L-T-OTL	HOME, W-L-T-OTL	ROAD, W-L-T-OTL
1972-73	0-5-1	0-2-1	0-3-0
1973-74	0-3-2	0-1-2	0-2-0
1974-75	0-2-2	0-1-1	0-1-1
1975-76	2-2-0	0-2-0	2-0-0
1976-77	3-1-1	2-1-0	1-0-1
1977-78	2-3-0	2-0-0	0-3-0
1978-79	1-2-1	1-1-0	0-1-1
1979-80	1-2-1	1-1-0	0-1-1
1980-81	2-2-0	1-1-0	1-1-0
1981-82	1-2-0	0-1-0	1-1-0
1982-83	1-2-0	1-1-0	0-1-0
1983-84	3-0-0	1-0-0	2-0-0
1984-85	2-1-0	1-1-0	1-0-0
1985-86	1-2-0	1-0-0	0-2-0
1986-87	1-1-1	0-1-1	1-0-0
1987-88	2-1-0	1-0-0	1-1-0
1988-89	0-3-0	0-2-0	0-1-0
1989-90	3-0-0	1-0-0	2-0-0
1990-91	0-2-1	0-1-1	0-1-0
1991-92	2-1-0	1-0-0	1-1-0
1992-93	1-1-1	1-0-0	0-1-1
1993-94	2-2-1	2-0-1	0-2-0
1994-95	1-2-1	1-1-0	0-1-1
1995-96	3-0-1	2-0-0	1-0-1
1996-97	1-3-0	0-2-0	1-1-0
1997-98	2-1-1	1-0-1	1-1-0
1998-99	1-2-1	1-1-0	0-1-1
1999-00	1-2-1-0	1-0-1-0	0-2-0-0
2000-01	0-3-0-1	0-2-0-0	0-1-0-1
2001-02	1-2-1-0	0-2-0-0	1-0-1-0
2002-03	3-1-0-0	2-0-0-0	1-1-0-0
2003-04	4-0-0-0	2-0-0-0	2-0-0-0
2004-05	NHL	SEASON	LOCKOUT
2005-06	0-3-1	0-1-1	0-2-0
2006-07	1-3-0	1-1-0	0-2-0
2007-08	2-2-0	1-1-0	1-1-0
2008-09	2-1-1	1-1-0	1-0-1
2009-10	2-2-0	2-0-0	0-2-0
2010-11	3-1-0	1-1-0	2-0-0
2011-12	2-1-1	1-0-1	1-1-0
2012-13	1-1-1	0-1-0	1-0-1
2013-14	2-0-1	1-0-1	1-0-0
TOTALS	62-70-18-6	35-31-9-3	27-39-9-3

OPPONENTS


IN THE PAST

STANLEY CUP PLAYOFFS

MEDIA INFORMATION



BOB HARTLEY



MARK GIORDANO

ALL-TIME: 44-44-20-0**LAST REG. WIN:** 12/29/11, NYI 3 vs. CGY 1**LAST REG. LOSS:** 3/7/14, NYI 3 at CGY 4**OVERTIME RECORD:** (W-L-T): 1-1-3**LAST OT DECISION:** 11/15/90, NYI 5 at CGY 4**SHOOTOUT RECORD:** 1-0**LAST SHOOTOUT:** 1/11/08, NYI 5 at CGY 4

Records are based on W-L-T-OT

2014-15 MEETINGS

Fri. Jan. 2, 2015	Islanders at Flames	9:00 PM
Feb. Feb. 27, 2015	Islanders vs. Flames	7:00 PM

2013-14 SERIES 0-2-0

HOME:	SCORE:	GOALTENDERS:
2/6/14	NYI 2 CGY 4	Nabokov/Berra
ROAD:	SCORE:	GOALTENDERS:
3/7/14	NYI 3 CGY 4	Nilsson/Ortio

ALL-TIME FRANCHISE RECORDS**NEW YORK ISLANDERS HAT TRICKS (6):**

PLAYER	DATE	LOCATION
Bryan Trottier (4)	11/1/77	vs. ATL
Mike Bossy	12/28/78	at ATL
Bryan Trottier	3/2/82	vs. CGY
Mike Bossy (4)	3/11/86	vs. CGY
Bryan Trottier	10/20/87	vs. CGY
Greg Gilbert	2/16/88	at CGY

NEW YORK ISLANDERS SHUTOUTS (4)

PLAYER	DATE	LOCATION
Bill Smith	10/17/75	at ATL
Glenn Resch	10/12/76	vs. ATL
Bill Smith/Grant Hogosta	11/1/77	vs. ATL
Glenn Resch	1/20/81	vs. CGY

NEW YORK ISLANDERS PENALTY SHOTS (0):

PLAYER/GOALIE	DATE	OUTCOME
---------------	------	---------

CLUB INFORMATION

Founded:	1972 (Atlanta) 1980 (Calgary)
Home Arena:	Scotiabank Saddledome (19,289)
Address:	P.O. Box 1540, Station M, Calgary, AB T2P 3B9
Phone:	404-777-2177
Fax:	403-777-2171
Web Site:	www.calgaryflames.com
Stanley Cups:	1989
President/Chief Executive Officer:	Ken King
President of Hockey Operations:	Brian Burke
General Manager:	Brad Treliving
Head Coach:	Bob Hartley
Assistant Coaches:	Jacques Cloutier, Martin Gelinas
Vice President, Communications:	Peter Hanlon
Manager, Media Relations:	Sean Kelso
2013-14 Record:	35-40-7 (77 Points)
2013-14 Finish:	6th in Pacific, 13th in Western Conference, 27th in NHL
2014 Playoffs:	Did not qualify

BROADCAST TEAMS

Television Play-by-Play:	Rick Ball
Television Color Analyst:	Kelly Hrudy
Radio Play-by-Play:	Derek Wills
Radio Color Analyst:	Peter Loubardias

CALGARY FLAMES HAT TRICKS (1):

PLAYER	DATE	LOCATION
Kent Nilsson	2/25/81	at CGY

CALGARY FLAMES SHUTOUTS (4)

PLAYER	DATE	LOCATION
Phil Myre	11/16/72	at ATL
Phil Myre	12/17/72	at ATL
Fred Brathwaite	12/2/99	vs. CGY
Fred Brathwaite	10/14/00	vs. CGY

CALGARY FLAMES PENALTY SHOTS (2):

PLAYER/GOALIE	DATE	OUTCOME
Joe Mullen/Kelly Hrudy	12/2/86 at CGY	Scored
Doug Gilmour/Mark Fitzpatrick	10/7/89 at CGY	Failed

NEW YORK ISLANDERS VS CALGARY FLAMES

SEASON-BY-SEASON RECORD VS. NHL (SINCE 1972-73)

SEASON	OVERALL, W-L-T-OTL	HOME, W-L-T-OTL	ROAD, W-L-T-OTL
1972-73	25-38-15	16-16-7	9-22-8
1973-74	30-34-14	17-15-7	13-19-7
1974-75	34-31-15	24-9-7	10-22-8
1975-76	39-33-12	19-14-7	16-19-5
1976-77	34-34-12	22-11-7	12-23-5
1977-78	34-27-19	20-13-7	14-14-12
1978-79	41-31-8	25-11-4	16-20-4
1979-80	35-32-13	18-15-7	17-17-6
1980-81	39-27-14	25-5-10	14-22-4
1981-82	29-34-17	20-11-9	9-23-8
1982-83	32-34-14	21-12-7	11-22-7
1983-84	34-32-14	22-11-7	12-21-7
1984-85	41-27-12	23-11-6	18-16-6
1985-86	40-31-9	23-11-6	17-20-3
1986-87	46-31-3	25-13-2	21-18-1
1987-88	48-23-9	26-11-3	22-12-6
1988-89	54-17-9	32-4-4	22-13-5
1989-90	42-23-15	28-7-5	14-16-10
1990-91	46-26-8	29-8-3	17-18-5
1991-92	31-37-12	19-14-7	12-23-5
1992-93	43-30-11	23-14-5	20-16-6
1993-94	42-29-13	25-12-5	17-17-8
1994-95	24-17-7	15-7-2	9-10-5
1995-96	34-37-11	18-18-5	16-19-6
1996-97	32-41-9	21-18-2	11-23-7
1997-98	26-41-15	18-17-6	8-24-9
1998-99	30-40-12	15-20-6	15-20-6
1999-00	31-36-10-5	20-14-6-1	11-22-4-4
2000-01	27-36-15-4	12-18-9-2	15-18-6-2
2001-02	32-35-12-3	20-14-5-2	12-21-7-1
2002-03	29-36-13-4	14-16-10-1	15-20-3-3
2003-04	42-30-7-3	21-14-5-1	21-16-2-2
2004-05	NHL	SEASON	LOCKOUT
2005-06	46-25-11	30-7-4	16-18-7
2006-07	43-29-10	30-9-2	13-20-8
2007-08	42-30-10	21-11-9	21-19-1
2008-09	46-30-6	27-10-4	19-20-2
2009-10	40-32-10	20-17-4	20-15-6
2010-11	41-29-12	23-13-5	18-16-7
2011-12	37-29-16	23-12-6	14-17-10
2012-13	19-25-4	13-9-2	6-16-2
2013-14	35-40-7	19-19-3	16-21-4
TOTALS	1,491-1,279-379-9105	922-511-188-46	609-768-191-59

Games could not result in a tie after the 2003-04 Season

NEWYORK ISLANDERS SEASON-BY-SEASON RECORD VS. CALGARY (SINCE 1972-73)

SEASON	OVERALL, W-L-T-OTL	HOME, W-L-T-OTL	ROAD, W-L-T-OTL
1972-73	0-4-1	0-2-0	0-2-1
1973-74	3-1-1	2-1-0	1-0-1
1974-75	1-2-3	1-0-2	0-2-1
1975-76	1-1-4	0-0-3	1-1-1
1976-77	6-0-0	3-0-0	3-0-0
1977-78	2-1-3	1-1-1	1-0-2
1978-79	6-2-0	4-0-0	2-2-0
1979-80	3-1-0	2-0-0	1-1-0
1980-81	1-1-2	1-0-1	0-1-1
1981-82	1-0-2	1-0-1	0-0-1
1982-83	2-0-1	1-0-0	1-0-1
1983-84	0-3-0	0-2-0	0-1-0
1984-85	1-2-0	1-0-0	0-2-0
1985-86	1-1-1	1-0-1	0-1-0
1986-87	0-2-1	0-1-0	0-1-1
1987-88	2-1-0	2-0-0	0-1-0
1988-89	0-2-1	0-1-0	0-1-1
1989-90	0-3-0	0-2-0	0-1-0
1990-91	2-1-0	1-0-0	1-1-0
1991-92	2-0-0	1-0-0	1-0-0
1992-93	2-0-0	1-0-0	1-0-0
1993-94	1-1-0	1-0-0	0-1-0
1994-95	---	---	---
1995-96	0-2-0	0-1-0	0-1-0
1996-97	1-1-0	1-0-0	0-1-0
1997-98	0-2-0	0-1-0	0-1-0
1998-99	0-1-0	---	0-1-0
1999-00	0-2-0-0	0-1-0-0	0-1-0-0
2000-01	0-1-0-0	0-1-0-0	---
2001-02	1-1-0-0	0-1-0-0	1-0-0-0
2002-03	0-1-0-0	0-1-0-0	---
2003-04	0-1-0-0	0-1-0-0	---
2004-05	NHL	SEASON	LOCKOUT
2005-06	1-0-0	1-0-0	---
2006-07	---	---	---
2007-08	1-0-0	---	1-0-0
2008-09	0-1-0	---	0-1-0
2009-10	1-0-0	1-0-0	---
2010-11	1-0-0	---	1-0-0
2011-12	1-0-0	1-0-0	---
2012-13	---	---	---
2013-14	0-2-0	0-1-0	0-1-0
TOTALS	44-44-20-0	28-18-9-0	16-26-11-0

OPPONENTS


IN THE PAST

STANLEY CUP PLAYOFFS

MEDIA INFORMATION



BILL PETERS



ERIC STAAL

ALL-TIME: 51-61-9-3

LAST REG. WIN: 3/25/14, NYI 5 at CAR 4

LAST REG. LOSS: 1/4/14, NYI 2 vs. CAR 3

OVERTIME RECORD: (W-L-T): 6-5-6

LAST OT DECISION: 1/21/12, NYI 2 vs. CAR 1

SHOOTOUT RECORD: 2-1

LAST SHOOTOUT: 4/23/13, NYI 3 at CAR 4

Records are based on W-L-T-OT

2014-15 MEETINGS

Fri. Oct. 10, 2014	Islanders at Hurricanes	7:00 PM
Sat. Oct. 11, 2014	Islanders vs. Hurricanes	7:00 PM
Tue. Feb. 17, 2015	Islanders at Hurricanes	7:00 PM
Sat. Feb. 28, 2015	Islanders vs. Hurricanes	5:00 PM

2013-14 SERIES 1-3-0

HOME:	SCORE:	GOALTENDERS:
10/19/13	NYI 3 CAR 4	Nabokov/Ward
1/4/14	NYI 2 CAR 3	Nabokov/Khudobin
ROAD:	SCORE:	GOALTENDERS:
11/7/13	NYI 0 CAR 1	Poulin/Peters
3/25/14	NYI 5 CAR 4	Nilsson/Ward

ALL-TIME FRANCHISE RECORDS**NEW YORK ISLANDERS HAT TRICKS (5):**

PLAYER	DATE	LOCATION
Billy Harris	10/20/79	vs. HFD
Mike Bossy	11/15/83	vs. HFD
David Volek	12/20/90	vs. HFD
Benoit Hogue	10/24/92	vs. HFD
Derek King	1/24/97	at HFD

NEW YORK ISLANDERS SHUTOUTS (7)

PLAYER	DATE	LOCATION
Glenn Resch	11/20/80	vs. HFD
Kelly Hrudey	12/21/84	at HFD
Kelly Hrudey	2/20/88	vs. HFD
Tommy Salo	1/30/98	vs. CAR
Felix Potvin	11/10/99	at CAR
Chris Osgood	10/17/01	at CAR
Chris Osgood	12/28/02	vs. CAR

NEW YORK ISLANDERS PENALTY SHOTS (2):

PLAYER/GOALIE	DATE	OUTCOME
Richard Park/John Grahame	10/27/07 vs. CAR	Failed
Doug Weight/Cam Ward	10/25/08 vs. CAR	Failed

CLUB INFORMATION

Founded: 1972 (New England-WHA), 1979 (Hartford-NHL), 1997 (Carolina)
 Home Arena: PNC Arena (18,176)
 Address: 1400 Edwards Mill Rd, Raleigh, NC 27607
 Phone: 919-467-7825
 Fax: 919-462-7030
 Web Site: www.hurricanes.nhl.com
 Stanley Cups: 2006
 CEO/Owner/Governor: Peter Karmanos, Jr.
 President: Don Waddell
 General Manager: Ron Francis
 Head Coach: Bill Peters
 Assistant Coaches: Rod Brind'Amour, Steve Smith
 Senior Director of Communications: Mike Sundheim
 Director of Media Relations and Broadcasting: Kyle Hanlin
 2013-14 Record: 36-35-11 (83 Points)
 2013-14 Finish: 7th in Metropolitan, 13th in Eastern Conference, 24th in NHL
 2014 Playoffs: Did not qualify

BROADCAST TEAMS

Television Play-by-Play/Radio Analyst John Forslund
 Television Color Analyst: Tripp Tracy
 Radio Play-by-Play: Chuck Kaiton

CAROLINA HURRICANES HAT TRICKS (7):

PLAYER	DATE	LOCATION
Jordy Douglas (4)	2/3/80	at HFD
Mark Johnson	2/12/83	vs. HFD
Kevin Dineen	3/6/90	vs. HFD
Pat Verbeek	2/28/93	at HFD
Rod Brind'Amour	1/7/01	at CAR
Rod Brind'Amour	10/27/07	vs. CAR
Eric Staal	4/7/09	at CAR

CAROLINA HURRICANES SHUTOUTS (6)

PLAYER	DATE	LOCATION
Sean Burke	1/8/94	at HFD
Eric Fichaud	10/30/99	vs. CAR
Kevin Weekes	11/26/03	vs. CAR
Martin Gerber	1/7/06	vs. CAR
Cam Ward	4/7/09	at CAR
Justin Peters	11/7/13	at CAR

CAROLINA HURRICANES PENALTY SHOTS (3):

PLAYER/GOALIE	DATE	OUTCOME
Andrew Cassels/Ron Hextall	4/6/94 at HFD	Scored
Erik Cole/Rick DiPietro	4/2/04 at CAR	Failed
Erik Cole/Rick DiPietro	1/6/07 at CAR	Failed

NEW YORK ISLANDERS VS CAROLINA HURRICANES

SEASON-BY-SEASON RECORD VS. NHL (SINCE 1979-80)

SEASON	OVERALL, W-L-T-OTL	HOME, W-L-T-OTL	ROAD, W-L-T-OTL
1979-80	27-34-19	22-12-6	5-22-13
1980-81	21-41-18	14-17-9	7-24-9
1981-82	21-41-18	13-17-10	8-24-8
1982-83	19-54-7	13-22-5	6-32-2
1983-84	28-42-10	19-16-5	9-26-5
1984-85	30-41-9	17-18-5	13-23-4
1985-86	40-36-4	21-17-2	19-19-2
1986-87	43-30-7	26-9-5	17-21-2
1987-88	35-38-7	21-14-5	14-24-2
1988-89	37-38-5	21-17-2	16-21-3
1989-90	38-33-9	17-18-5	21-15-4
1990-91	31-38-11	18-16-6	13-22-5
1991-92	26-41-13	13-17-10	13-24-3
1992-93	26-52-6	12-25-5	14-27-1
1993-94	27-48-9	14-22-6	13-26-3
1994-95	19-24-5	12-10-2	7-14-3
1995-96	34-39-9	22-15-4	12-24-5
1996-97	32-39-11	23-15-3	9-24-8
1997-98	33-41-8	16-18-7	17-23-1
1998-99	34-30-18	20-12-9	14-18-9
1999-00	37-35-10-0	20-16-5-0	17-19-5-0
2000-01	38-32-9-3	23-15-3-0	15-17-6-3
2001-02	35-26-16-5	15-13-11-2	20-13-5-3
2002-03	22-43-11-6	12-17-9-3	10-26-2-3
2003-04	28-34-14-6	13-18-8-2	15-16-6-4
2004-05	NHL	SEASON	LOCKOUT
2005-06	52-22-8	31-8-2	21-14-6
2006-07	40-34-8	21-16-4	19-18-4
2007-08	43-33-6	24-13-4	19-20-2
2008-09	45-30-7	26-14-1	19-16-6
2009-10	35-37-10	21-17-3	14-20-7
2010-11	40-31-11	22-14-5	18-17-6
2011-12	33-33-16	20-14-7	13-19-9
2012-13	19-25-4	9-14-1	10-11-3
2013-14	36-35-11	18-17-6	18-18-5
TOTALS	1,194-1,230-263-101	611-516-147-34	457-679-56

Games could not result in a tie after the 2003-04 Season

NEW YORK ISLANDERS SEASON-BY-SEASON RECORD VS. CAROLINA (SINCE 1979-80)

SEASON	OVERALL, W-L-T-OTL	HOME, W-L-T-OTL	ROAD, W-L-T-OTL
1979-80	3-1-0	2-0-0	1-1-0
1980-81	2-0-2	2-0-0	0-0-2
1981-82	2-0-1	1-0-0	1-0-1
1982-83	2-1-0	1-1-0	1-0-0
1983-84	1-2-0	1-0-0	0-2-0
1984-85	1-1-1	0-1-1	1-0-0
1985-86	2-1-0	0-1-0	2-0-0
1986-87	1-2-0	1-1-0	0-1-0
1987-88	2-1-0	1-0-0	1-1-0
1988-89	1-2-0	1-1-0	0-1-0
1989-90	1-2-0	0-1-0	1-1-0
1990-91	2-0-1	1-0-1	1-0-0
1991-92	2-1-0	1-0-0	1-1-0
1992-93	2-1-1	1-0-1	1-1-0
1993-94	1-2-1	1-1-0	0-1-1
1994-95	1-2-0	1-0-0	0-2-0
1995-96	0-3-1	0-1-1	0-2-0
1996-97	2-1-1	1-1-0	1-0-1
1997-98	2-2-0	1-1-0	1-1-0
1998-99	0-5-0	0-3-0	0-2-0
1999-00	1-3-0-0	0-2-0-0	1-1-0-0
2000-01	1-3-0-0	1-1-0-0	0-2-0-0
2001-02	3-1-0-0	1-1-0-0	2-0-0-0
2002-03	2-2-0-0	1-1-0-0	1-1-0-0
2003-04	2-2-0-0	0-2-0-0	2-0-0-0
2004-05	NHL	SEASON	LOCKOUT
2005-06	1-3-0	1-1-0	0-2-0
2006-07	2-2-0	2-0-0	0-2-0
2007-08	2-1-1	0-1-1	2-0-0
2008-09	0-4-0	0-2-0	0-2-0
2009-10	2-2-0	1-1-0	1-1-0
2010-11	0-3-1	0-2-0	0-1-1
2011-12	4-0-0	2-0-0	2-0-0
2012-13	0-2-1	0-2-0	0-0-1
2013-14	1-3-0	0-2-0	1-1-0
TOTALS	51-61-9-3	26-31-4-1	25-30-5-2

OPPONENTS


IN THE PAST

STANLEY CUP PLAYOFFS

MEDIA INFORMATION



JOEL QUENNEVILLE



JONATHAN TOEWS

ALL-TIME: 40-42-20-2**LAST REG. WIN:** 3/2/10, NYI 5 vs. CHI 3**LAST REG. LOSS:** 10/11/13, NYI 2 at CHI 3**OVERTIME RECORD:** (W-L-T): 3-1-8**LAST OT DECISION:** 1/2/14, NYI 3 vs. CHI 2**SHOOTOUT RECORD:** 0-1**LAST SHOOTOUT:** 12/2/11 NYI 4 at CHI 5

Records are based on W-L-T-OT

2014-15 MEETINGS

Sat. Dec. 13, 2014	Islanders vs. Blackhawks	7:00 PM
Tue. Mar. 17, 2015	Islanders at Blackhawks	8:30 PM

2013-14 SERIES 1-1-0

HOME:	SCORE:	GOALTENDERS:
1/2/14	NYI 3 CHI 2 (OT)	Nabokov/Crawford
ROAD:	SCORE:	GOALTENDERS:
10/11/13	NYI 2 CHI 3	Poulin/Khabibulin

ALL-TIME FRANCHISE RECORDS**NEW YORK ISLANDERS HAT TRICKS (12):**

PLAYER	DATE	LOCATION
Garry Howatt	3/14/76	at CHI
Garry Howatt	3/16/77	at CHI
Bryan Trottier	10/27/79	vs. CHI
Mike Bossy	11/8/80	vs. CHI
Mike Bossy	12/21/80	at CHI
Mike Bossy	11/26/83	vs. CHI
Mike Bossy	1/18/84	at CHI
Billy Carroll	1/18/84	at CHI
Mike Bossy	3/8/87	at CHI
Pat LaFontaine	1/14/89	vs. CHI
Alexei Yashin (4)	3/25/03	at CHI
Blake Comeau	3/2/10	vs. CHI

NEW YORK ISLANDERS SHUTOUTS (4)

PLAYER	DATE	LOCATION
Bill Smith	3/16/77	at CHI
Bill Smith	12/7/77	at CHI
Glenn Resch	12/21/80	at CHI
Mark Fitzpatrick	11/30/89	at CHI

NEW YORK ISLANDERS PENALTY SHOTS (0):

PLAYER/GOALIE	DATE	OUTCOME
---------------	------	---------

CLUB INFORMATION

Founded:	1926
Home Arena:	United Center (19,717)
Address:	1901 West Madison Street, Chicago, IL, 60612
Phone:	312-455-7000
Fax:	312-455-7070
Web Site:	www.blackhawks.nhl.com
Stanley Cups:	5 (1934, '38, '61, 2010, '13)
Chairman:	W. Rockwell "Rocky" Wirtz
President & Chief Executive Officer:	John F. McDonough
General Manager:	Stan Bowman
Head Coach:	Joel Quenneville
Assistant Coaches:	Mike Kitchen, Kevin Dineen
Director, Media Relations:	Brandon Faber
Director, Public Relations:	Adam Rogowin
2013-14 Record:	46-21-15 (107 Points)
2013-14 Finish:	3rd in Central, 5th in Western Conference, 7th in NHL
2014 Playoffs:	11-8, Lost in Western Conference Finals

BROADCAST TEAMS

Television Play-by-Play:	Pat Foley
Television Color Analyst:	Ed Olczyk
Radio Play-by-Play:	John Wiedman
Radio Color Analyst:	Troy Murray

CHICAGO BLACKHAWKS HAT TRICKS (6):

PLAYER	DATE	LOCATION
Dan Maloney	11/8/72	at CHI
Grant Mulvey	3/29/79	at CHI
Grant Mulvey	12/23/79	at CHI
Jeremy Roenick (4)	12/7/91	vs. CHI
Tony Amonte	3/16/97	at CHI
Eric Daze	12/7/01	at CHI

CHICAGO BLACKHAWKS SHUTOUTS (5)

PLAYER	DATE	LOCATION
Tony Esposito	2/16/74	vs. CHI
Tony Esposito	12/23/79	at CHI
Jocelyn Thibault	12/31/98	at CHI
Steve Passmore	11/12/99	at CHI
Corey Crawford	1/9/11	at CHI

CHICAGO BLACKHAWKS PENALTY SHOTS (3):

PLAYER/GOALIE	DATE	OUTCOME
Pit Martin/Garry Desjardins	11/8/72 at CHI	Failed
Bill Gardner/Kelly Hrudey	10/3/84 vs. CHI	Scored
Doug Wilson/Bill Smith	1/13/85 at CHI	Failed

NEW YORK ISLANDERS VS CHICAGO BLACKHAWKS

SEASON-BY-SEASON RECORD VS. NHL (SINCE 1972-73)

SEASON	OVERALL, W-L-T-OTL	HOME, W-L-T-OTL	ROAD, W-L-T-OTL
1972-73	42-27-9	26-9-4	16-18-5
1973-74	41-14-23	20-6-13	21-8-10
1974-75	37-35-8	24-12-4	13-23-4
1975-76	32-30-18	17-15-8	15-15-10
1976-77	26-43-11	19-16-5	7-27-6
1977-78	32-29-19	20-9-11	12-20-8
1978-79	29-36-15	18-12-10	11-24-5
1979-80	34-27-19	21-12-7	13-15-12
1980-81	31-33-16	21-11-8	10-22-8
1981-82	30-38-12	20-13-7	10-25-5
1982-83	47-23-10	29-8-3	18-15-7
1983-84	30-42-8	25-13-2	5-29-6
1984-85	38-35-7	22-16-2	16-19-5
1985-86	39-33-8	23-12-5	16-21-3
1986-87	29-37-14	18-13-9	11-24-5
1987-88	30-41-9	21-17-2	9-24-7
1988-89	27-41-12	16-14-10	11-27-2
1989-90	41-33-6	25-13-2	16-20-4
1990-91	49-23-8	28-8-4	21-15-4
1991-92	36-29-15	23-9-8	13-20-7
1992-93	47-25-12	25-11-6	22-14-6
1993-94	39-36-9	21-16-5	18-20-4
1994-95	24-19-5	11-10-3	13-9-2
1995-96	40-28-14	22-13-6	18-15-8
1996-97	34-35-13	16-21-4	18-14-9
1997-98	30-39-13	14-19-8	16-20-5
1998-99	29-41-12	20-17-4	9-24-8
1999-00	33-37-10-2	16-19-5-1	17-18-5-1
2000-01	29-40-8-5	14-21-4-2	15-19-4-3
2001-02	41-27-13-1	28-7-5-1	13-20-8-0
2002-03	30-33-13-6	17-15-7-2	13-18-6-4
2003-04	20-43-11-8	13-17-6-5	7-26-5-3
2004-05	NHL SEASON	SEASON	LOCKOUT
2005-06	26-43-13	16-19-6	10-24-7
2006-07	31-42-9	17-20-4	14-22-5
2007-08	40-34-8	23-16-2	17-18-6
2008-09	46-24-12	24-9-8	22-15-4
2009-10	52-22-8	29-8-4	23-14-4
2010-11	44-29-9	24-17-0	20-12-9
2011-12	45-26-11	27-8-6	18-18-5
2012-13	36-7-5	18-3-3	18-4-2
2013-14	46-21-15	27-7-7	19-4-8
TOTALS	1,462-1,300-380-112	859-531-187-51	604-759-193-61

Games could not result in a tie after the 2003-04 Season

NEW YORK ISLANDERS SEASON-BY-SEASON RECORD VS. CHICAGO (SINCE 1972-73)

SEASON	OVERALL, W-L-T-OTL	HOME, W-L-T-OTL	ROAD, W-L-T-OTL
1972-73	0-4-1	0-2-1	0-2-0
1973-74	1-2-2	0-1-1	1-1-1
1974-75	1-1-3	1-0-1	0-1-2
1975-76	3-1-1	2-0-1	1-1-0
1976-77	3-1-1	1-0-1	2-1-0
1977-78	2-1-2	1-0-2	1-1-0
1978-79	3-2-0	2-0-0	1-2-0
1979-80	2-1-1	1-0-1	1-1-0
1980-81	4-0-0	2-0-0	2-0-0
1981-82	3-0-0	2-0-0	1-0-0
1982-83	1-1-1	1-0-0	0-1-1
1983-84	3-0-0	2-0-0	1-0-0
1984-85	3-0-0	1-0-0	2-0-0
1985-86	0-2-1	0-1-1	0-1-0
1986-87	1-2-0	0-1-0	1-1-0
1987-88	0-1-2	0-0-2	0-1-0
1988-89	0-3-0	0-1-0	0-2-0
1989-90	1-2-0	0-2-0	1-0-0
1990-91	1-2-0	0-1-0	1-1-0
1991-92	0-2-1	0-1-0	0-1-1
1992-93	0-2-0	0-1-0	0-1-0
1993-94	0-1-1	0-0-1	0-1-0
1994-95	---	---	---
1995-96	0-1-1	0-0-1	0-1-0
1996-97	1-1-0	1-0-0	0-1-0
1997-98	0-2-0	0-1-0	0-1-0
1998-99	0-1-1	0-0-1	0-1-0
1999-00	0-1-1-0	0-0-1-0	0-1-0-0
2000-01	0-1-0-0	0-1-0-0	---
2001-02	0-1-0-0	---	0-1-0-0
2002-03	1-1-0-0	0-1-0-0	1-0-0-0
2003-04	1-0-0-0	1-0-0-0	0-0-0-0
2004-05	NHL SEASON	SEASON	LOCKOUT
2005-06	1-0-0	---	1-0-0
2006-07	1-0-0	1-0-0	---
2007-08	---	---	---
2008-09	1-0-0	---	1-0-0
2009-10	1-0-0	1-0-0	---
2010-11	0-1-0	---	0-1-0
2011-12	0-0-2	0-0-1	0-0-1
2012-13	---	---	---
2013-14	1-1-0	1-0-0	0-1-0
TOTALS	40-42-20-2	21-14-15-1	19-28-5-1

OPPONENTS

IN THE PAST

STANLEY CUP PLAYOFFS

MEDIA INFORMATION



PATRICK ROY



GABRIEL LANDESKOG

ALL-TIME: 35-34-4-2

LAST REG. WIN: 10/16/10, NYI 5 vs. COL 2

LAST REG. LOSS: 2/8/14, NYI 0 at COL 1

OVERTIME RECORD: (W-L-T): 4-3-2

LAST OT DECISION: 1/10/14, NYI 2 at COL 1

SHOOTOUT RECORD: 0-0

LAST SHOOTOUT: No shootouts in team history

Records are based on W-L-T-OT

2014-15 MEETINGS

Thu. Oct. 30, 2014 Islanders at Avalanche 9:00 PM

Tue. Nov. 11, 2014 Islanders vs. Avalanche 7:00 PM

2013-14 SERIES 1-1-0

HOME:	SCORE:	GOALTENDERS:
2/8/14	NYI 2 COL 5	Nabokov/Giguere
ROAD:	SCORE:	GOALTENDERS:
1/10/14	NYI 2 COL 1 (OT)	Poulin/Varlamov

ALL-TIME FRANCHISE RECORDS**NEW YORK ISLANDERS HAT TRICKS (3):**

PLAYER	DATE	LOCATION
Butch Goring	3/30/80	at QUE
Anders Kallur	11/30/80	at QUE
Derek King (4)	12/31/90	vs. QUE

NEW YORK ISLANDERS SHUTOUTS (2)

PLAYER	DATE	LOCATION
Bill Smith	2/9/80	vs. QUE
Kelly Hrudey	3/6/88	at QUE

NEW YORK ISLANDERS PENALTY SHOTS (1):

PLAYER/GOALIE	DATE	OUTCOME
Tom Chorske/Patrick Roy	3/7/98	Scored

CLUB INFORMATION

Founded: 1972 (Quebec-WHA), 1979 (NHL), 1995 (Colorado)
 Home Arena: Pepsi Center (18,007)
 Address: 1000 Chopper Circle, Denver, CO 80204
 Phone: 303-405-1100
 Fax: 303-893-0614
 Web Site: www.coloradoavalanche.com
 Stanley Cups: 2 (1996, 2001)
 Owner: E. Stanley Kroenke
 President: Pierre Lacroix
 General Manager: Joe Sakic
 Head Coach: Patrick Roy
 Assistant Coaches: Tim Army, Mario Duhamel
 Sr. VP, Communications and Business Operations: Jean Martineau
 Exec. Dir. of Media Services: Brendan McNicholas
 2013-14 Record: 52-22-8 (112 Points)
 2013-14 Finish: 1st in Central, 2nd in Western Conference, 3rd in NHL
 2014 Playoffs: 3-4, Lost in Western Conference Quarterfinals

BROADCAST TEAMS

Television Play-by-Play: Michael Haynes
 Television Color Analyst: Peter McNab
 Radio Play-by-Play/Analyst: Marc Moser

COLORADO AVALANCHE HAT TRICKS (6):

PLAYER	DATE	LOCATION
Real Cloutier	3/30/80	at QUE
Marc Tardif	1/31/81	at QUE
Dale Hunter	10/4/83	at QUE
Joe Sakic	10/22/88	vs. QUE
Peter Stastny	11/9/89	vs. QUE
Claude Lemieux	11/28/95	vs. COL

COLORADO AVALANCHE SHUTOUTS (1)

PLAYER	DATE	LOCATION
Patrick Roy	11/16/01	at COL

COLORADO AVALANCHE PENALTY SHOTS (0):

PLAYER/GOALIE	DATE	OUTCOME
---------------	------	---------

NEW YORK ISLANDERS VS COLORADO AVALANCHE

SEASON-BY-SEASON RECORD VS. NHL (SINCE 1979-80)

SEASON	OVERALL, W-L-T-OTL	HOME, W-L-T-OTL	ROAD, W-L-T-OTL
1979-80	25-44-11	17-16-7	8-28-4
1980-81	30-32-18	18-11-11	12-21-7
1981-82	33-31-16	24-13-3	9-18-13
1982-83	34-34-12	23-10-7	11-24-5
1983-84	42-28-10	24-11-5	18-17-5
1984-85	41-30-9	24-12-4	17-18-5
1985-86	43-31-6	23-13-4	20-18-2
1986-87	31-39-10	20-13-7	11-26-3
1987-88	32-43-5	15-23-2	17-20-3
1988-89	27-46-7	16-20-4	11-26-3
1989-90	12-61-7	8-26-6	4-35-1
1990-91	16-50-14	9-23-8	7-27-6
1991-92	20-48-12	18-19-3	2-29-9
1992-93	47-27-10	23-17-2	24-10-8
1993-94	34-42-8	19-17-6	15-25-2
1994-95	30-13-5	19-1-4	11-12-1
1995-96	47-25-10	24-10-7	23-15-3
1996-97	49-24-9	26-10-5	23-14-4
1997-98	39-26-17	21-10-10	18-16-7
1998-99	44-28-10	21-14-6	23-14-4
1999-00	42-28-11-1	25-12-4-0	17-16-7-1
2000-01	52-16-10-4	28-6-5-2	24-10-5-2
2001-02	45-28-8-1	24-12-4-1	21-16-4-0
2002-03	42-19-13-8	21-9-8-3	21-10-5-5
2003-04	40-22-13-7	19-14-6-2	21-8-7-5
2004-05	NHL SEASON	SEASON	LOCKOUT
2005-06	43-30-9	25-10-6	18-20-3
2006-07	44-31-7	22-16-3	22-15-4
2007-08	44-31-7	27-12-2	17-19-5
2008-09	32-45-5	18-21-2	14-24-3
2009-10	43-30-9	24-14-3	19-16-6
2010-11	30-44-8	16-21-4	14-23-4
2011-12	41-35-6	22-17-2	19-18-4
2012-13	16-25-7	12-9-3	4-16-4
2013-14	52-22-8	26-11-4	26-11-4
TOTALS	1,242-1,108-261-87	701-473-138-37	541-635-123-50

Games could not result in a tie after the 2003-04 Season

NEW YORK ISLANDERS SEASON-BY-SEASON RECORD VS. COLORADO (SINCE 1979-80)


SEASON	OVERALL, W-L-T-OTL	HOME, W-L-T-OTL	ROAD, W-L-T-OTL
1979-80	4-0-0	2-0-0	2-0-0
1980-81	3-1-0	2-0-0	1-1-0
1981-82	1-1-1	1-0-1	0-1-0
1982-83	1-1-1	1-0-0	0-1-1
1983-84	1-2-0	1-1-0	0-1-0
1984-85	0-3-0	0-1-0	0-2-0
1985-86	1-2-0	1-1-0	0-1-0
1986-87	2-1-0	0-1-0	2-0-0
1987-88	2-1-0	1-1-0	1-0-0
1988-89	2-1-0	1-0-0	1-1-0
1989-90	1-2-0	1-1-0	0-1-0
1990-91	3-0-0	1-0-0	2-0-0
1991-92	1-1-1	1-0-0	0-1-1
1992-93	0-3-0	0-1-0	0-2-0
1993-94	2-2-0	1-1-0	1-1-0
1994-95	1-2-0	1-1-0	0-1-0
1995-96	0-2-0	0-1-0	0-1-0
1996-97	0-2-0	0-1-0	0-1-0
1997-98	0-2-0	0-1-0	0-1-0
1998-99	0-2-0	0-1-0	0-1-0
1999-00	2-0-0-0	1-0-0-0	1-0-0-0
2000-01	0-1-0-0	---	0-1-0-0
2001-02	1-1-0-0	1-0-0-0	0-1-0-0
2002-03	1-0-0-0	1-0-0-0	---
2003-04	0-0-1-0	---	0-0-1-0
2004-05	NHL SEASON	SEASON	LOCKOUT
2005-06	1-0-0	1-0-0	---
2006-07	---	---	---
2007-08	0-0-1	---	0-0-1
2008-09	1-0-0	1-0-0	---
2009-10	1-0-0	---	1-0-0
2010-11	2-0-0	1-0-0	1-0-0
2011-12	0-0-1	---	0-0-1
2012-13	---	---	---
2013-14	1-1-0	0-1-0	1-0-0
TOTALS	35-34-4-2	21-14-1-0	14-20-3-2

OPPONENTS


IN THE PAST

STANLEY CUP PLAYOFFS

MEDIA INFORMATION



TODD RICHARDS



BRANDON DUBINSKY

ALL-TIME: 5-9-1-3**LAST REG. WIN:** 3/23/14, NYI 2 vs. CBJ 0**LAST REG. LOSS:** 4/6/14, NYI 0 at CBJ 4

Records are based on W-L-T-OT

OVERTIME RECORD: (W-L-T): 2-1-1**LAST OT DECISION:** 11/24/10, NYI 3 vs. CBJ 4**SHOOTOUT RECORD:** 1-2**LAST SHOOTOUT:** 10/5/13, NYI 2 vs. CBJ 3**2014-15 MEETINGS**

Sat. Jan. 10, 2015	Islanders at Blue Jackets	7:00 PM
Sat. Feb. 14, 2015	Islanders vs. Blue Jackets	7:00 PM
Thu. Apr. 2, 2015	Islanders at Blue Jackets	7:00 PM
Sat. Apr. 11, 2015	Islanders vs. Blue Jackets	7:00 PM

2013-14 SERIES 1-2-1

HOME:	SCORE:	GOALTENDERS:
10/5/13	NYI 2 CBJ 3 (SO)	Nabokov/Bobrovsky
3/23/14	NYI 2 CBJ 0	Nabokov/Bobrovsky
ROAD:	SCORE:	GOALTENDERS:
11/9/14	NYI 2 CBJ 5	Nabokov/Bobrovsky
4/6/14	NYI 0 CBJ 4	Nilsson/Bobrovsky

ALL-TIME FRANCHISE RECORDS**NEW YORK ISLANDERS HAT TRICKS (0):**

PLAYER	DATE	LOCATION
--------	------	----------

NEW YORK ISLANDERS SHUTOUTS (2)

PLAYER	DATE	LOCATION
Rick DiPietro	12/23/06	vs. CBJ
Evgeni Nabokov	3/23/14	vs. CBJ

NEW YORK ISLANDERS PENALTY SHOTS (0):

PLAYER/GOALIE	DATE	OUTCOME
---------------	------	---------

CLUB INFORMATION

Founded:	2000
Home Arena:	Nationwide Arena (18,500)
Address:	200 W. Nationwide Blvd, Columbus, OH 43215
Phone:	.614-246-4625
Fax:	.614-246-4007
Web Site:	www.bluejackets.com
Stanley Cups:	none
Owner:	John P. McConnell
President:	Mike Priest
General Manager:	Jarmo Kekalainen
Head Coach:	Todd Richards
Associate Coach:	Craig Hartsburg
Assistant Coach:	Brad Larsen
Vice President of Communications and Team Services:	Todd Sharrock
Director of Communications:	Karen Davis
2013-14 Record:	43-32-7 (93 Points)
2013-14 Finish:	4th in Metropolitan, 7th in Eastern Conference, 14th in NHL
2014 Playoffs:	2-4, Lost in Eastern Conference Quarterfinals

BROADCAST TEAMS

Television Play-by-Play:	Jeff Rimer
Television Color Analyst:	Jody Shelley
Radio Play-by-Play:	Bob McEligott

COLUMBUS BLUE JACKETS HAT TRICKS (0):

PLAYER	DATE	LOCATION
--------	------	----------

COLUMBUS BLUE JACKETS SHUTOUTS (1):

PLAYER/GOALIE	DATE	LOCATION
Sergei Bobrovsky	4/6/14	at CBJ

COLUMBUS BLUE JACKETS PENALTY SHOTS (0):

PLAYER/GOALIE	DATE	OUTCOME
---------------	------	---------

NEW YORK ISLANDERS VS COLUMBUS BLUE JACKETS

SEASON-BY-SEASON RECORD VS. NHL (SINCE 2000-01)

SEASON	OVERALL, W-L-T-OTL	HOME, W-L-T-OTL	ROAD, W-L-T-OTL
2000-01	28-39-9-6	19-15-4-3	9-24-5-3
2001-02	22-47-8-5	14-18-5-4	8-29-3-1
2002-03	29-42-8-3	20-14-5-2	9-28-3-1
2003-04	25-45-8-4	17-18-4-2	8-27-4-2
2004-05	NHL	SEASON	LOCKOUT
2005-06	35-43-4	23-18-0	12-25-4
2006-07	33-42-7	18-19-4	15-23-3
2007-08	34-36-12	20-14-7	14-22-5
2008-09	41-31-10	25-13-3	16-18-7
2009-10	32-35-15	20-12-9	12-23-6
2010-11	34-35-13	17-19-5	17-16-8
2011-12	29-46-7	17-21-3	12-25-4
2012-13	24-17-7	14-5-5	10-12-2
2013-14	43-32-7	22-15-4	21-17-3
TOTALS	409-490-33-100	246-201-18-51	163-289-15-49

Games could not result in a tie after the 2003-04 Season

NEW YORK ISLANDERS SEASON-BY-SEASON RECORD VS. COLUMBUS (SINCE 2000-01)


SEASON	OVERALL, W-L-T-OTL	HOME, W-L-T-OTL	ROAD, W-L-T-OTL
2000-01	0-1-1-0	0-1-0-0	0-0-1-0
2001-02	0-1-0-0	---	0-1-0-0
2002-03	0-2-0-0	0-1-0-0	0-1-0-0
2003-04	0-1-0-0	---	0-1-0-0
2004-05	NHL	SEASON	LOCKOUT
2005-06	0-0-1	---	0-0-1
2006-07	1-0-0	1-0-0	---
2007-08	---	---	---
2008-09	1-1-0	1-0-0	0-1-0
2009-10	2-0-0	1-0-0	1-0-0
2010-11	0-0-1	0-0-1	---
2011-12	0-1-0	---	0-1-0
2012-13	---	---	---
2013-14	1-2-1	1-0-1	0-2-0
TOTALS	5-9-1-3	4-2-0-2	1-7-1-1

OPPONENTS


IN THE PAST

STANLEY CUP PLAYOFFS

MEDIA INFORMATION



LINDY RUFF



JAMIE BENN

ALL-TIME: 51-35-16-2

LAST REG. WIN: 1/12/14, NYI 4 vs. DAL 2

LAST REG. LOSS: 12/15/11, NYI 2 vs. DAL 3

OVERTIME RECORD: (W-L-T): 2-2-7

LAST OT DECISION: 11/26/07, NYI 2 vs. DAL 3

SHOOTOUT RECORD: 0-1

LAST SHOOTOUT: 10/9/10, NYI 4 vs. DAL 5

Records are based on W-L-T-OT

2014-15 MEETINGS

Sat. Oct. 25, 2014	Islanders vs. Stars	7:00 PM
Tue. Mar. 3, 2015	Islanders at Stars	8:30 PM

2013-14 SERIES 2-0-0

HOME:	SCORE:	GOALTENDERS:
1/6/14	NYI 7 DAL 3	.Poulin/Lehtonen
ROAD:	SCORE:	GOALTENDERS:
1/12/14	NYI 4 DAL 2	.Poulin/Ellis

ALL-TIME FRANCHISE RECORDS

NEW YORK ISLANDERS HAT TRICKS (7):

PLAYER	DATE	LOCATION
Bill Harris	4/6/74	.vs. MIN
Mike Bossy (4)	11/11/80	.vs. MIN
Mike Bossy	11/27/85	.at MIN
Pat LaFontaine	1/21/89	.vs. MIN
Niklas Andersson	2/4/96	.vs. DAL
Matt Moulson (4)	12/3/11	.at DAL
John Tavares	1/6/14	.vs. DAL

NEW YORK ISLANDERS SHUTOUTS (3)

PLAYER	DATE	LOCATION
Billy Smith	10/26/74	.vs. MIN
Glenn Resch	12/9/75	.vs. MIN
Rick DiPietro	11/15/06	.at DAL

NEW YORK ISLANDERS PENALTY SHOTS (2):

PLAYER/GOALIE	DATE	OUTCOME
Bryan Trottier/Cesare Maniago	1/27/76 vs. MIN	Failed
Wendel Clark/Darcy Wakaluk	12/21/95 at DAL	Failed

CLUB INFORMATION

Founded:	1967 (Minnesota), 1993 (Dallas)
Home Arena:	American Airlines Center (18,532)
Address:	2601 Avenue of the Stars, Frisco, TX 75034
Phone:	214-387-5600
Fax:	214-387-5610
Web Site:	www.stars.nhl.com
Stanley Cups:	1999
Owner and Governor:	Tom Gaglardi
President:	James R. Lites
General Manager:	Jim Nill
Head Coach:	Lindy Ruff
Assistant Coaches:	Curt Fraser, James Patrick
Sr. Director of Communications:	Tom Holy
Director of Team Services:	Jason Rademan
Coordinator, Hockey Communications:	Joe Calvillo & Greg Ramirez
2013-14 Record:	40-31-11 (91 Points)
2013-14 Finish:	5th in Central, 8th in Western Conference, 16th in NHL
2014 Playoffs:	2-4, Lost in Western Conference Quarterfinals

BROADCAST TEAMS

Television/Radio Play-by-Play:	Ralph Strangis
Television/Radio Color Analyst:	Daryl Reaugh

DALLAS STARS HAT TRICKS (3):

PLAYER	DATE	LOCATION
Neal Broten	11/23/82	.vs. MIN
Steve Payne	11/23/82	.vs. MIN
Dave Gagner	1/21/89	.vs. MIN

DALLAS STARS SHUTOUTS (6)

PLAYER	DATE	LOCATION
Gilles Gilbert	11/11/72	.at MIN
Cesare Maniago	1/16/73	.vs. MIN
Cesare Maniago	12/26/73	.at MIN
Gilles Meloche	11/11/82	.at MIN
Brian Hayward	1/8/91	.vs. MIN
Jon Casey	11/5/92	.at MIN

DALLAS STARS PENALTY SHOTS (0):

PLAYER/GOALIE	DATE	OUTCOME
---------------	------	---------

NEW YORK ISLANDERS VS DALLAS STARS

SEASON-BY-SEASON RECORD VS. NHL (SINCE 1972-73)

SEASON	OVERALL, W-L-T-OTL	HOME, W-L-T-OTL	ROAD, W-L-T-OTL
1972-73	37-30-11	26-8-5	11-22-6
1973-74	23-38-17	18-15-6	5-23-11
1974-75	23-50-7	17-20-3	6-30-4
1975-76	20-53-7	15-22-3	5-31-4
1976-77	23-39-18	17-14-9	6-25-9
1977-78	18-53-9	12-24-4	6-29-5
1978-79	28-40-12	19-15-6	9-25-6
1979-80	36-28-16	25-8-7	11-20-9
1980-81	35-28-17	23-10-7	12-18-10
1981-82	37-23-20	21-7-12	16-16-8
1982-83	40-24-16	23-6-11	17-18-5
1983-84	39-31-10	22-14-4	17-17-6
1984-85	25-43-12	14-19-7	11-24-5
1985-86	38-33-9	21-15-4	17-18-5
1986-87	30-40-10	17-20-3	13-20-7
1987-88	19-48-13	10-24-6	9-24-7
1988-89	27-37-16	17-15-8	10-22-8
1989-90	36-40-4	26-12-2	10-28-2
1990-91	27-39-14	19-15-6	8-24-8
1991-92	32-42-6	20-16-4	12-26-2
1992-93	36-38-10	18-17-7	18-21-3
1993-94	42-29-13	23-12-7	19-17-6
1994-95	17-23-8	9-10-5	8-13-3
1995-96	26-42-14	14-18-9	12-24-5
1996-97	48-26-8	25-13-3	23-13-5
1997-98	49-22-11	26-8-7	23-14-4
1998-99	51-19-12	29-8-4	22-11-8
1999-00	43-23-10-6	21-11-5-4	22-12-5-2
2000-01	48-24-8-2	26-10-5-0	22-14-3-2
2001-02	36-28-13-5	18-13-6-4	18-15-7-1
2002-03	46-17-15-4	28-5-6-2	18-12-9-2
2003-04	41-26-13-2	26-7-8-0	15-19-5-2
2004-05	NHL	SEASON	LOCKOUT
2005-06	53-23-6	28-11-2	25-12-4
2006-07	50-25-7	28-11-2	22-14-5
2007-08	45-30-7	23-16-2	22-14-5
2008-09	36-35-11	20-16-5	16-19-6
2009-10	37-31-14	23-11-7	14-20-7
2010-11	42-29-11	22-11-8	20-18-3
2011-12	42-35-5	22-16-3	20-19-2
2012-13	22-22-4	11-11-2	11-11-2
2013-14	40-31-11	23-11-7	17-20-4
TOTALS	1,243-1,337-379-95	845-545-189-48	598-792-190-47

Games could not result in a tie after the 2003-04 Season

NEW YORK ISLANDERS SEASON-BY-SEASON RECORD VS. DALLAS (SINCE 1972-73)

SEASON	OVERALL, W-L-T-OTL	HOME, W-L-T-OTL	ROAD, W-L-T-OTL
1972-73	1-4-0	1-1-0	0-3-0
1973-74	3-1-1	2-0-1	1-1-0
1974-75	4-0-1	2-0-0	2-0-1
1975-76	4-1-0	2-1-0	2-0-0
1976-77	3-1-1	2-1-0	1-0-1
1977-78	4-1-0	2-0-0	2-1-0
1978-79	3-1-0	1-1-0	2-0-0
1979-80	0-2-2	0-1-1	0-1-1
1980-81	2-0-2	0-0-2	2-0-0
1981-82	2-0-1	1-0-0	1-0-1
1982-83	0-2-1	0-1-1	0-1-0
1983-84	2-0-1	0-0-1	2-0-0
1984-85	1-1-1	1-0-1	0-1-0
1985-86	0-2-1	0-1-0	0-1-1
1986-87	3-0-0	2-0-0	1-0-0
1987-88	1-1-1	0-0-1	1-1-0
1988-89	2-1-0	2-0-0	0-1-0
1989-90	1-2-0	0-1-0	1-1-0
1990-91	1-2-0	1-1-0	0-1-0
1991-92	2-0-0	1-0-0	1-0-0
1992-93	1-1-0	1-0-0	0-1-0
1993-94	1-0-1	1-0-0	0-0-1
1994-95	---	---	---
1995-96	1-0-1	1-0-0	0-0-1
1996-97	0-2-0	0-1-0	0-1-0
1997-98	0-2-0	0-1-0	0-1-0
1998-99	0-2-0	0-1-0	0-1-0
1999-00	1-1-0-0	0-1-0-0	1-0-0-0
2000-01	0-2-0-0	0-1-0-0	0-1-0-0
2001-02	2-0-0-0	1-0-0-0	1-0-0-0
2002-03	1-0-0-0	1-0-0-0	---
2003-04	1-0-1-0	1-0-0-0	0-0-1-0
2004-05	NHL	SEASON	LOCKOUT
2005-06	---	---	---
2006-07	1-0-0	---	1-0-0
2007-08	0-0-1	0-0-1	---
2008-09	0-1-0	0-1-0	---
2009-10	0-1-0	---	0-1-0
2010-11	0-0-1	0-0-1	---
2011-12	1-1-0	0-1-0	1-0-0
2012-13	---	---	---
2013-14	2-0-0	1-0-0	1-0-0
TOTALS	51-35-16-2	27-16-8-2	24-19-8-0

OPPONENTS

IN THE PAST

STANLEY CUP PLAYOFFS

MEDIA INFORMATION



MIKE BABCOCK



HENRIK ZETTERBERG

ALL-TIME: 47-45-6-2**LAST REG. WIN:** 12/23/13, NYI 3 at DET 0**LAST REG. LOSS:** 11/29/13, NYI 0 vs. DET 5**OVERTIME RECORD:** (W-L-T): 4-2-4**LAST OT DECISION:** 1/30/07 NYI 3 vs. DET 4**SHOOTOUT RECORD:** 1-0**LAST SHOOTOUT:** 11/16/13 NYI 5 vs. DET 4

Records are based on W-L-T-OT

2014-15 MEETINGS

Fri. Dec. 19, 2014	Islanders at Red Wings	7:30 PM
Sat. Jan. 31, 2015	Islanders at Red Wings	2:00 PM
Sun. Mar. 29, 2015	Islanders vs. Red Wings	5:00 PM

2013-14 SERIES 2-1-0

HOME:	SCORE:	GOALTENDERS:
11/16/13	NYI 5 DET 4 (SO)	Poulin/Gustavsson
11/29/13	NYI 0 DET 5	Poulin/Howard
ROAD:	SCORE:	GOALTENDERS:
12/23/13	NYI 3 DET 0	Nabokov/Mrazek

ALL-TIME FRANCHISE RECORDS**NEW YORK ISLANDERS HAT TRICKS (6):**

PLAYER	DATE	LOCATION
Jean Potvin	1/22/76	vs. DET
Denis Potvin	2/11/78	vs. DET
Mike Bossy	2/6/82	vs. DET
Clark Gillies	10/17/84	at DET
Brent Sutter	1/2/85	at DET
Ray Ferraro (4)	1/7/92	at DET

NEW YORK ISLANDERS SHUTOUTS (6)

PLAYER	DATE	LOCATION
Glenn Resch	1/13/76	vs. DET
Billy Smith	12/17/78	at DET
Billy Smith	1/22/81	at DET
Joey MacDonald	3/27/09	at DET
Dwayne Roloson	1/12/10	vs. DET
Evgeni Nabokov	12/23/13	at DET

NEW YORK ISLANDERS PENALTY SHOTS (2):

PLAYER/GOALIE	DATE	OUTCOME
Lorne Henning/Jim Rutherford	2/1/75 at DET	Scored
Clark Gillies/Corrado Micallef	12/8/82 at DET	Failed

CLUB INFORMATION

Founded:	1926
Home Arena:	Joe Louis Arena (20,066)
Address:	19 Steve Yzerman Drive, Detroit, MI, 48226
Phone:	313-471-6606
Fax:	313-567-0296
Web Site:	www.redwings.nhl.com
Stanley Cups:	11 (1936, '37, '43, '50, '52, '54, '55, '97, '98, 2002, '08)
Owner/Governor:	Mike Ilitch
Owner/Secretary-Treasurer:	Marian Ilitch
Executive VP/General Manager:	Ken Holland
Head Coach:	Mike Babcock
Assistant Coach:	Tony Granato
Senior Director, Communications:	John Hahn
Manager, Media Relations:	Todd Beam
2013-14 Record:	39-28-15 (93 Points)
2013-14 Finish:	4th in Atlantic, 8th in Eastern Conference, 15th in NHL
2014 Playoffs:	1-4, Eliminated in Eastern Conference Quarterfinals

BROADCAST TEAMS

Television Play-by-Play:	Ken Daniels
Television Color Analyst:	Mickey Redmond
Radio Play-by-Play:	Ken Kal
Radio Color Analyst:	Paul Woods

DETROIT RED WINGS HAT TRICKS (2):

PLAYER	DATE	LOCATION
Mickey Redmond	2/24/74	at DET
Dave Barr	2/21/89	vs. DET

DETROIT RED WINGS SHUTOUTS (9)

PLAYER	DATE	LOCATION
Roy Edwards	1/6/73	vs. DET
Roy Edwards	1/7/73	at DET
Ed Giacomin	10/22/76	at DET
Corrado Micallef	12/8/82	at DET
Greg Stefan	1/24/84	at DET
Tim Cheveldae	3/7/91	at DET
Chris Osgood	2/21/00	vs. DET
Manny Legace	11/28/03	at DET
Jimmy Howard	11/29/13	vs. DET

DETROIT RED WINGS PENALTY SHOTS (0):

PLAYER/GOALIE	DATE	OUTCOME
---------------	------	---------

NEW YORK ISLANDERS VS DETROIT RED WINGS

SEASON-BY-SEASON RECORD VS. NHL (SINCE 1972-73)

SEASON	OVERALL, W-L-T-OTL	HOME, W-L-T-OTL	ROAD, W-L-T-OTL
1972-73	.37-29-12	22-12-5	15-17-7
1973-74	.29-39-10	21-12-6	8-27-4
1974-75	.23-45-12	17-17-6	6-28-6
1975-76	.26-44-10	17-15-8	9-29-2
1976-77	.16-55-9	12-22-6	4-33-3
1977-78	.32-34-14	22-11-7	10-23-7
1978-79	.23-41-16	15-17-8	8-24-8
1979-80	.26-43-11	14-21-5	12-22-6
1980-81	.19-43-18	16-15-9	3-28-9
1981-82	.21-47-12	15-19-6	6-28-6
1982-83	.21-44-15	14-19-7	7-25-8
1983-84	.31-42-7	18-20-2	13-22-5
1984-85	.27-41-12	19-14-7	8-27-5
1985-86	.17-57-6	10-26-4	7-31-2
1986-87	.34-36-10	20-14-6	14-22-4
1987-88	.41-28-11	24-10-6	17-18-5
1988-89	.34-34-12	20-14-6	14-20-6
1989-90	.28-38-14	20-14-6	8-24-8
1990-91	.34-38-8	26-14-0	8-24-8
1991-92	.43-25-12	24-12-4	19-13-8
1992-93	.47-28-9	25-14-3	22-14-6
1993-94	.46-30-8	23-13-6	23-17-2
1994-95	.33-11-4	17-4-3	16-7-1
1995-96	.62-13-7	36-3-2	26-10-5
1996-97	.38-26-18	20-12-9	18-14-9
1997-98	.44-23-15	25-8-8	19-15-7
1998-99	.43-32-7	27-12-2	16-20-5
1999-00	.48-22-10-2	28-9-3-1	20-13-7-1
2000-01	.49-20-9-4	27-9-3-2	22-11-6-2
2001-02	.51-17-10-4	28-7-5-1	23-10-5-3
2002-03	.48-20-10-4	28-6-5-2	20-14-5-2
2003-04	.48-21-11-2	30-7-4-0	18-14-7-2
2004-05	NHL	SEASON	LOCKOUT
2005-06	.58-16-8	27-9-5	31-7-3
2006-07	.50-19-13	29-4-8	21-15-5
2007-08	.54-21-7	29-9-3	25-12-4
2008-09	.51-21-10	27-9-5	24-12-5
2009-10	.44-24-14	25-10-6	19-14-8
2010-11	.47-25-10	21-14-6	26-11-4
2011-12	.48-28-6	31-7-3	17-21-3
2012-13	.24-16-8	13-7-4	11-9-4
2013-14	.39-28-15	18-13-10	21-15-5
TOTALS	1,534-1,264-349-107	900-504-167-56	634-760-182-51

Games could not result in a tie after the 2003-04 Season

NEW YORK ISLANDERS SEASON-BY-SEASON RECORD VS. DETROIT (SINCE 1972-73)

SEASON	OVERALL, W-L-T-OTL	HOME, W-L-T-OTL	ROAD, W-L-T-OTL
1972-73	1-4-0	1-2-0	0-2-0
1973-74	1-4-0	1-1-0	0-3-0
1974-75	2-2-0	1-1-0	1-1-0
1975-76	3-1-0	2-0-0	1-1-0
1976-77	2-2-0	1-1-0	1-1-0
1977-78	4-0-0	2-0-0	2-0-0
1978-79	3-0-1	2-0-0	1-0-1
1979-80	1-3-0	0-2-0	1-1-0
1980-81	4-0-0	2-0-0	2-0-0
1981-82	3-0-0	2-0-0	1-0-0
1982-83	0-2-1	0-1-0	0-1-1
1983-84	1-2-0	1-1-0	0-1-0
1984-85	2-1-0	0-1-0	2-0-0
1985-86	3-0-0	2-0-0	1-0-0
1986-87	2-1-0	1-0-0	1-1-0
1987-88	1-2-0	1-1-0	0-1-0
1988-89	0-3-0	0-1-0	0-2-0
1989-90	1-1-1	1-0-1	0-1-0
1990-91	0-2-1	0-0-1	0-2-0
1991-92	2-1-0	1-1-0	1-0-0
1992-93	1-1-0	1-0-0	0-1-0
1993-94	1-1-0	0-1-0	1-0-0
1994-95	---	---	---
1995-96	0-2-0	0-1-0	0-1-0
1996-97	0-2-0	0-1-0	0-1-0
1997-98	1-0-1	0-0-1	1-0-0
1998-99	1-1-0	1-0-0	0-1-0
1999-00	0-2-0-0	0-1-0-0	0-1-0-0
2000-01	0-1-0-0	0-1-0-0	---
2001-02	0-1-0-1	0-0-0-1	0-1-0-0
2002-03	0-1-1-0	0-0-1-0	0-1-0-0
2003-04	0-1-0-0	---	0-1-0-0
2004-05	NHL	SEASON	LOCKOUT
2005-06	1-0-0	---	1-0-0
2006-07	0-0-1	0-0-1	---
2007-08	---	---	---
2008-09	1-0-0	---	1-0-0
2009-10	1-0-0	1-0-0	---
2010-11	1-0-0	---	1-0-0
2011-12	1-0-0	1-0-0	---
2012-13	---	---	---
2013-14	2-1-0	1-1-0	1-0-0
TOTALS	47-45-6-2	26-19-4-2	21-26-2-0

OPPONENTS

IN THE PAST

STANLEY CUP PLAYOFFS

MEDIA INFORMATION



DALLAS EAKINS



ANDREW FERENCE

ALL-TIME: 27-26-14-1**LAST REG. WIN:** 10/17/13, NYI 3 vs. EDM 2**LAST REG. LOSS:** 1/6/11, NYI 1 at EDM 2**OVERTIME RECORD:** (W-L-T):0-2-10**LAST OT DECISION:** 3/6/14 NYI 2 at EDM 3**SHOOTOUT RECORD:** 1-0**LAST SHOOTOUT:** 12/10/05, NYI 3 vs EDM 2

Records are based on W-L-P * P stands for games in which the Islanders earned a point via a tie, overtime loss or shootout loss

2014-15 MEETINGS

Sun. Jan. 4, 2015	Islanders at Oilers	9:30 PM
Tue. Feb. 10, 2015	Islanders vs. Oilers	7:00 PM

2013-14 SERIES 1-0-1

HOME:	SCORE:	GOALTENDERS:
10/17/13	NYI 3 EDM 2	Nabokov/Dubnyk
ROAD:	SCORE:	GOALTENDERS:
3/6/14	NYI 2 EDM 3 (OT)	Nabokov/Scrivens

ALL-TIME FRANCHISE RECORDS**NEW YORK ISLANDERS HAT TRICKS (4):**

PLAYER	DATE	LOCATION
Mike Bossy	3/4/80	vs. EDM
Mike Bossy (4)	3/3/81	vs. EDM
Butch Goring (4)	12/13/83	vs. EDM
Pierre Turgeon	11/22/92	at EDM

NEW YORK ISLANDERS SHUTOUTS (2)

PLAYER	DATE	LOCATION
Bill Smith	3/12/81	at EDM
Tommy Soderstrom	2/25/96	vs. EDM

NEW YORK ISLANDERS PENALTY SHOTS (1):

PLAYER/GOALIE	DATE	OUTCOME
Benoit Hogue/Ron Tugnutt	2/16/93 vs. EDM	Scored

CLUB INFORMATION

Founded:	1972 (WHA), 1979 (NHL)
Home Arena:	Rexall Place (16,839)
Address:	7424 118 Ave, Edmonton, AB T5B 4M9
Phone:	.780-414-4000
Fax:	.780-409-5890
Web Site:	www.oilers.nhl.com
Stanley Cups:	5 (1984, '85, '87, '88, '90)
President & COO:	Patrick LaFarge
President, Hockey Operations:	Kevin Lowe
General Manager:	Craig MacTavish
Head Coach:	Dallas Eakins
Associate Coach:	Keith Acton
Assistant Coach:	Craig Ramsay
Director, Communications and Media Relations:	J.J. Hebert
Manager, Communications/Team Services:	Patrick Garland
2013-14 Record:	29-44-9 (67 Points)
2013-14 Finish:	7th in Pacific, 14th in Western Conference, 28th in NHL
2014 Playoffs:	Did not qualify

BROADCAST TEAMS

Television Play-by-Play:	Kevin Quinn
Television Color Analyst:	Drew Remenda
Radio Play-by-Play:	Jack Michaels
Radio Color Analyst:	Bob Stauffer

EDMONTON OILERS HAT TRICKS (2):

PLAYER	DATE	LOCATION
Jari Kurri	12/5/84	at EDM
Normand Lacombe	11/25/89	vs. EDM

EDMONTON OILERS SHUTOUTS (2)

PLAYER	DATE	LOCATION
Curtis Joseph	1/31/97	at EDM
Mathieu Garon	1/7/08	at EDM

EDMONTON OILERS PENALTY SHOTS (0):

PLAYER/GOALIE	DATE	OUTCOME
---------------	------	---------

NEW YORK ISLANDERS VS EDMONTON OILERS

SEASON-BY-SEASON RECORD VS. NHL (SINCE 1979-80)

SEASON	OVERALL, W-L-T-OTL	HOME, W-L-T-OTL	ROAD, W-L-T-OTL
1979-80	.28-39-13	.17-14-9	.11-25-4
1980-81	.29-35-16	.17-13-10	.12-22-6
1981-82	.48-17-15	.31-5-4	.17-12-11
1982-83	.47-21-12	.25-9-6	.22-12-6
1983-84	.57-18-5	.31-5-4	.26-13-1
1984-85	.49-20-11	.26-7-7	.23-13-4
1985-86	.56-17-7	.32-6-2	.24-11-5
1986-87	.50-24-6	.29-6-5	.21-18-1
1987-88	.44-25-11	.28-8-4	.16-17-7
1988-89	.38-34-8	.21-16-3	.17-18-5
1989-90	.38-28-14	.23-11-6	.15-17-8
1990-91	.37-37-6	.22-15-3	.15-22-3
1991-92	.36-34-10	.22-13-5	.14-21-5
1992-93	.26-50-8	.16-21-5	.10-29-3
1993-94	.25-45-14	.17-22-3	.8-23-11
1994-95	.17-27-4	.11-12-1	.6-15-3
1995-96	.30-44-8	.15-21-5	.15-23-3
1996-97	.36-37-9	.21-16-4	.15-21-5
1997-98	.35-37-10	.20-16-5	.15-21-5
1998-99	.33-37-12	.17-19-5	.16-18-7
1999-00	.32-26-16-8	.18-11-9-3	.14-15-7-5
2000-01	.39-28-12-3	.23-9-7-2	.16-19-5-1
2001-02	.38-28-12-4	.23-14-4-0	.15-14-8-4
2002-03	.36-26-11-9	.20-12-5-4	.16-14-6-5
2003-04	.36-29-12-5	.22-12-4-3	.14-17-8-2
2004-05	NHL	SEASON	LOCKOUT
2005-06	.41-28-13	.20-15-6	.21-13-7
2006-07	.32-43-7	.19-19-3	.13-24-4
2007-08	.41-35-6	.23-17-1	.18-18-5
2008-09	.38-35-9	.18-17-6	.20-18-3
2009-10	.27-47-8	.18-19-4	.9-28-4
2010-11	.25-45-12	.13-22-6	.12-23-6
2011-12	.32-40-10	.18-17-6	.14-23-4
2012-13	.19-22-7	.9-11-4	.10-11-3
2013-14	.29-44-9	.16-22-3	.13-22-6
TOTALS	1,294-1,102-262-110	701-473-125-51	523-630-137-59

Games could not result in a tie after the 2003-04 Season

NEW YORK ISLANDERS SEASON-BY-SEASON RECORD VS. EDMONTON (SINCE 1979-80)

SEASON	OVERALL, W-L-T-OTL	HOME, W-L-T-OTL	ROAD, W-L-T-OTL
1979-80	.1-2-1	.1-0-1	.0-2-0
1980-81	.2-0-2	.0-0-2	.2-0-0
1981-82	.1-1-1	.1-0-1	.0-1-0
1982-83	.3-0-0	.1-0-0	.2-0-0
1983-84	.3-0-0	.2-0-0	.1-0-0
1984-85	.0-2-1	.0-1-0	.0-1-1
1985-86	.0-1-2	.0-0-2	.0-1-0
1986-87	.0-2-1	.0-1-0	.0-1-1
1987-88	.2-1-0	.2-0-0	.0-1-0
1988-89	.1-2-0	.1-0-0	.0-2-0
1989-90	.0-1-2	.0-1-1	.0-0-1
1990-91	.0-3-0	.0-1-0	.0-2-0
1991-92	.0-3-0	.0-1-0	.0-2-0
1992-93	.2-0-1	.2-0-0	.0-0-1
1993-94	.0-1-1	.0-0-1	.0-1-0
1994-95	---	---	---
1995-96	.1-1-0	.1-0-0	.0-1-0
1996-97	.1-1-0	.1-0-0	.0-1-0
1997-98	.1-0-1	.0-0-1	.1-0-0
1998-99	.0-1-0	.0-1-0	---
1999-00	.0-1-1-0	.0-1-0-0	.0-0-1-0
2000-01	.1-0-0-0	---	.1-0-0-0
2001-02	.1-0-0-0	.1-0-0-0	---
2002-03	.2-0-0-0	.1-0-0-0	.1-0-0-0
2003-04	.1-0-0-0	.1-0-0-0	---
2004-05	NHL	SEASON	LOCKOUT
2005-06	.1-0-0	.1-0-0	---
2006-07	---	---	---
2007-08	.0-1-0	---	.0-1-0
2008-09	.0-1-0	---	.0-1-0
2009-10	.1-0-0	.1-0-0	---
2010-11	.0-1-0	---	.0-1-0
2011-12	.1-0-0	.1-0-0	---
2012-13	---	---	---
2013-14	.1-0-1	.1-0-0	.0-0-1
TOTALS	27-26-14-1	19-7-9-0	8-19-5-1

OPPONENTS

IN THE PAST

STANLEY CUP PLAYOFFS

MEDIA INFORMATION



GERARD GALLANT



JONATHAN HUBERDEAU

ALL-TIME: 35-39-8-2**LAST REG. WIN:** 4/1/14, NYI 4 vs. FLA 2**LAST REG. LOSS:** 3/2/14, NYI 3 at FLA 5**OVERTIME RECORD:** (W-L-T): 4-2-8**LAST OT DECISION:** 1/3/08, NYI 3 vs. FLA 4**SHOOTOUT RECORD:** 5-1**LAST SHOOTOUT:** 3/25/12, NYI 3 at FLA 2

Records are based on W-L-T-OT

2014-15 MEETINGS

Fri. Nov. 14, 2014	Islanders at Panthers	7:30 PM
Tue. Feb. 3, 2015	Islanders vs. Panthers	7:00 PM
Sat. Mar. 7, 2015	Islanders at Panthers	7:00 PM

2013-14 SERIES 1-2-0

HOME:	SCORE:	GOALTENDERS
3/2/14	NYI 3 FLA 5	Nilsson/Thomas
4/1/14	NYI 4 FLA 2	Nabokov/Clemmensen
ROAD:	SCORE:	GOALTENDERS
1/14/14	NYI 2 FLA 4	Poulin/Thomas

ALL-TIME FRANCHISE RECORDS**NEW YORK ISLANDERS HAT TRICKS (3):**

PLAYER	DATE	LOCATION
Mariusz Czerkawski	4/9/00	vs. FLA
John Tavares	10/23/10	at FLA
Matt Moulson	2/21/11	vs. FLA

NEW YORK ISLANDERS SHUTOUTS (4)

PLAYER	DATE	LOCATION
Tommy Salo	2/15/97	vs. FLA
Wade Flaherty	11/1/00	at FLA
Chris Osgood	10/6/01	at FLA
Evgeni Nabokov	3/24/13	vs. FLA

NEW YORK ISLANDERS PENALTY SHOTS (4):

PLAYER/GOALIE	DATE	OUTCOME
Zigmund Palffy/John Vanbiesbrouck	4/14/94	Failed
Claude Lapointe/Mike Vernon	1/12/00	Failed
Mike Peca/Roberto Luongo	11/19/03	Failed
Miroslav Satan/Roberto Luongo	10/10/05	Failed

CLUB INFORMATION

Founded:	1993
Home Arena:	BB&T Center (17,040)
Address:	One Panther Parkway, Sunrise, FL 33323
Phone:	.954-835-7000
Fax:	.954-835-7700
Web Site:	www.panthers.nhl.com
Stanley Cups:	none
Chairman, Owner & Governor:	Vincent J. Viola
Executive Vice President & General Manager:	Dale Tallon
Head Coach:	Gerard Gallant
Assistant Coaches:	John Madden, Mike Kelly, Mark Morris
Director, Communications:	Justin Copertino

2013-14 Record: 29-45-8 (66 Points)

2013-14 Finish: 7th in Southeast, 15th in Eastern Conference, 29th in NHL

2014 Playoffs: Did not qualify

BROADCAST TEAMS

Television Play-by-Play:	Steve Goldstein
Television Color Analyst:	Denis Potvin
Radio Play-by-Play:	Randy Moller

FLORIDA PANTHERS HAT TRICKS (4):

PLAYER	DATE	LOCATION
Ray Sheppard	3/21/96	at FLA
Pavel Bure	3/18/00	vs. FLA
Pavel Bure	3/11/01	vs. FLA
Nathan Horton	12/14/09	vs. FLA

FLORIDA PANTHERS SHUTOUTS (7)

PLAYER	DATE	LOCATION
Mark Fitzpatrick	11/15/97	vs. FLA
Sean Burke	1/16/99	at FLA
Tomas Vokoun	12/7/07	at FLA
Craig Anderson	3/2/08	vs. FLA
Tomas Vokoun	10/18/08	at FLA
Tomas Vokoun	1/31/10	at FLA
Jose Theodore	10/8/11	vs. FLA

FLORIDA PANTHERS PENALTY SHOTS (3)

PLAYER/GOALIE	DATE	OUTCOME
Stephen Weiss/Rick DiPietro	12/7/07 at FLA	Failed
David Booth/Rick DiPietro	3/19/11 at FLA	Failed
Tomas Kopecky/Evgeni Nabokov	10/22/11 at FLA	Failed

NEW YORK ISLANDERS VS FLORIDA PANTHERS

SEASON-BY-SEASON RECORD VS. NHL (SINCE 1993-94)

SEASON	OVERALL, W-L-T-OTL	HOME, W-L-T-OTL	ROAD, W-L-T-OTL
1993-94	33-34-17	15-18-9	18-16-8
1994-95	20-22-6	9-12-3	11-10-3
1995-96	41-31-10	25-12-4	16-19-6
1996-97	35-28-19	21-12-8	14-16-11
1997-98	24-43-15	11-24-6	13-19-9
1998-99	30-34-18	17-17-7	13-17-11
1999-00	43-27-6-6	26-9-4-2	17-18-2-4
2000-01	22-38-13-9	12-18-7-4	10-20-6-5
2001-02	22-44-10-6	11-23-3-4	11-21-7-2
2002-03	24-36-13-9	8-21-7-5	16-15-6-4
2003-04	28-35-15-4	16-15-7-3	12-20-8-1
2004-05	NHL	SEASON	LOCKOUT
2005-06	37-34-11	25-11-5	12-23-6
2006-07	35-31-16	23-12-6	12-19-10
2007-08	38-35-9	18-15-8	20-20-1
2008-09	41-30-11	22-12-7	19-18-4
2009-10	32-37-13	16-16-9	16-21-4
2010-11	30-40-12	16-17-8	14-23-4
2011-12	38-26-18	21-9-11	17-17-7
2012-13	15-27-6	8-11-5	7-16-1
2013-14	29-45-8	16-20-5	13-25-3
TOTALS	617-677-142-138	320-284-65-77	268-348-77-54

Games could not result in a tie after the 2003-04 Season

NEW YORK ISLANDERS SEASON-BY-SEASON RECORD VS. FLORIDA (SINCE 1993-94)

SEASON	OVERALL, W-L-T-OTL	HOME, W-L-T-OTL	ROAD, W-L-T-OTL
1993-94	0-5-0	0-3-0	0-2-0
1994-95	3-0-1	1-0-1	2-0-0
1995-96	1-3-1	0-1-1	1-2-0
1996-97	2-3-1	2-1-0	0-2-1
1997-98	1-2-2	1-2-0	0-0-2
1998-99	2-3-0	1-1-0	1-2-0
1999-00	1-3-0-0	1-1-0-0	0-2-0-0
2000-01	3-1-0-0	1-1-0-0	2-0-0-0
2001-02	2-1-1-0	1-1-0-0	1-0-1-0
2002-03	2-0-2-0	2-0-0-0	0-0-2-0
2003-04	3-1-0-0	2-0-0-0	1-1-0-0
2004-05	NHL	SEASON	LOCKOUT
2005-06	2-2-0	1-1-0	1-1-0
2006-07	3-1-0	2-0-0	1-1-0
2007-08	0-3-1	0-1-1	0-2-0
2008-09	2-2-0	2-0-0	0-2-0
2009-10	1-2-1	1-1-0	0-1-1
2010-11	2-2-0	1-1-0	1-1-0
2011-12	1-3-0	0-2-0	1-1-0
2012-13	3-0-0	2-0-0	1-0-0
2013-14	1-2-0	1-1-0	0-1-0
TOTALS	35-39-8-2	22-18-2-1	13-21-6-1

OPPONENTS

IN THE PAST

STANLEY CUP PLAYOFFS

MEDIA INFORMATION



DARRYL SUTTER



DUSTIN BROWN

ALL-TIME: 43-43-12-1

LAST REG. WIN: 2/19/11, NYI 3 vs. LAK 0

LAST REG. LOSS: 12/7/13, NYI 0 at LAK 3

OVERTIME RECORD: (W-L-T): 4-2-2

LAST OT DECISION: 2/11/15 NYI 2 vs. LAK 1

SHOOTOUT RECORD: 0-1

LAST SHOOTOUT: 2/10/09, NYI 3 vs. LAK 4

Records are based on W-L-T-OT

2014-15 MEETINGS

Thu. Nov. 6, 2014	Islanders at Kings	10:30 PM
Thu. Mar 26, 2015	Islanders vs. Kings	7:00 PM

2013-14 SERIES 0-2-0

HOME:	SCORE:	GOALTENDERS:
11/14/13	NYI 2 LAK 3	Poulin/Scrivens
ROAD:	SCORE:	GOALTENDERS:
12/7/13	NYI 0 LAK 3	Poulin/Jones

ALL-TIME FRANCHISE RECORDS

NEW YORK ISLANDERS HAT TRICKS (6):

PLAYER	DATE	LOCATION
Bob Nystrom	1/31/74	at LAK
Denis Potvin	1/25/75	vs. LAK
Bryan Trottier	10/11/75	vs. LAK
John Tonelli	1/15/83	vs. LAK
Mike Bossy	1/27/83	at LAK
Mike Bossy (4)	10/20/84	vs. LAK

NEW YORK ISLANDERS SHUTOUTS (7)

PLAYER	DATE	LOCATION
Glenn Resch	12/14/74	vs. LAK
Glenn Resch	10/11/75	vs. LAK
Bill Smith	1/24/76	vs. LAK
Glenn Resch	10/18/77	vs. LAK
Ron Hextall	10/26/93	vs. LAK
Tommy Salo	10/27/98	vs. LAK
Al Montoya	2/19/11	vs. LAK

NEW YORK ISLANDERS PENALTY SHOTS (1):

PLAYER/GOALIE	DATE	OUTCOME
Bill Harris/Rogie Vachon	10/12/72 vs. LAK	Failed

CLUB INFORMATION

Founded:	1967
Home Arena:	STAPLES CENTER (18,118)
Address:	1111 South Figueroa Street, Suite 3100, Los Angeles, CA 90015
Phone:	213-742-7100
Fax:	310-535-4507
Web Site:	www.kings.nhl.com
Stanley Cups:	2 (2012, '14)
Owners:	Philip F. Anschutz, Edward P. Roski Jr.
President and General Manager:	Dean Lombardi
Head Coach:	Darryl Sutter
Associate Head Coach:	John Stevens
Assistant Coach:	Davis Payne
Vice President, Communications and Content:	Michael Altieri
Sr. Director, Communications:	Jeff Moeller
Sr. Manager, Communications:	Mike Kalinowski
2013-14 Record:	46-28-8 (100 Points)
2013-14 Finish:	3rd in Pacific, 6th in Western Conference, 10th in NHL
2013 Playoffs:	16-10, Won Stanley Cup

BROADCAST TEAMS

Television Play-by-Play:	Bob Miller
Television Color Analyst:	Jim Fox
Radio Play-by-Play:	Nick Nickson
Radio Color Analyst:	Daryl Evans

LOS ANGELES HAT TRICKS (7):

PLAYER	DATE	LOCATION
Butch Goring	11/4/72	at LAK
Charlie Simmer (4)	11/1/80	vs. LAK
Marcel Dionne	10/20/81	vs. LAK
John Paul Kelly	10/20/81	vs. LAK
Jim Fox	10/12/85	at LAK
Luc Robitaille	12/9/86	vs. LAK
Wayne Gretzky	1/3/91	vs. LAK

LOS ANGELES KINGS SHUTOUTS (8)

PLAYER	DATE	LOCATION
Rogie Vachon	1/29/77	vs. LAK
Rogie Vachon	2/15/77	at LAK
Rogie Vachon	10/18/77	vs. LAK
Mario Lessard	3/13/82	at LAK
Stephane Fiset	10/4/96	at LAK
Felix Potvin	1/5/02	vs. LAK
Jonathan Quick	3/20/10	at LAK
Martin Jones	12/7/13	at LAK

LOS ANGELES KINGS PENALTY SHOTS (2)

PLAYER/GOALIE	DATE	OUTCOME
Charlie Simmer/Bill Smith	11/24/79 at LAK	Failed
Dustin Brown/Dwayne Roloson	11/13/10 at LAK	Scored

NEW YORK ISLANDERS VS LOS ANGELES KINGS

SEASON-BY-SEASON RECORD VS. NHL (SINCE 1972-73)

SEASON	OVERALL, W-L-T-OTL	HOME, W-L-T-OTL	ROAD, W-L-T-OTL
1972-73	31-36-11	21-11-7	10-25-4
1973-74	33-33-12	22-13-4	11-20-8
1974-75	42-17-21	22-7-11	20-10-10
1975-76	38-33-9	22-13-5	16-20-4
1976-77	34-31-15	20-13-7	14-18-8
1977-78	31-34-15	18-16-6	13-18-9
1978-79	34-34-12	20-13-7	14-21-5
1979-80	30-36-14	18-13-9	12-23-5
1980-81	43-24-13	22-11-7	21-13-6
1981-82	24-41-15	19-15-6	5-26-9
1982-83	27-41-12	20-13-7	7-28-5
1983-84	23-44-13	13-19-8	10-25-5
1984-85	34-32-14	20-14-6	14-18-8
1985-86	23-49-8	9-27-4	14-22-4
1986-87	31-41-8	20-17-3	11-24-5
1987-88	30-42-8	19-18-3	11-24-5
1988-89	42-31-7	25-12-3	17-19-4
1989-90	34-39-7	21-16-3	13-23-4
1990-91	46-24-10	26-9-5	20-15-5
1991-92	35-31-14	20-11-9	15-20-5
1992-93	39-35-10	22-15-5	17-20-5
1993-94	27-45-12	18-19-5	9-26-7
1994-95	16-23-9	7-11-6	9-12-3
1995-96	24-40-18	16-16-9	8-24-9
1996-97	28-43-11	18-16-7	10-27-4
1997-98	38-33-11	22-16-3	16-17-8
1998-99	32-45-5	18-20-3	14-25-2
1999-00	39-27-12-4	21-13-5-2	18-14-7-2
2000-01	38-28-13-3	20-12-8-1	18-16-5-2
2001-02	40-27-11-4	22-12-6-1	18-15-5-3
2002-03	33-37-6-6	19-19-2-1	14-18-4-5
2003-04	28-29-16-9	15-16-9-1	13-13-7-8
2004-05	NHL SEASON	SEASON	LOCKOUT
2005-06	42-35-5	26-14-1	16-21-4
2006-07	27-41-14	16-16-9	11-25-5
2007-08	32-43-7	17-21-3	15-22-4
2008-09	34-37-11	18-15-8	16-22-3
2009-10	46-27-9	22-13-6	24-14-3
2010-11	46-30-6	25-13-3	21-17-3
2011-12	40-27-15	22-14-5	18-13-10
2012-13	27-16-5	19-4-1	8-12-4
2013-14	46-28-8	23-14-4	23-14-4
TOTALS	1,387-1,389-372-106	803-590-188-46	584-799-184-60

* Games could not result in a tie after the 2003-04 Season

NEW YORK ISLANDERS SEASON-BY-SEASON RECORD VS. LOS ANGELES (SINCE 1972-73)

SEASON	OVERALL, W-L-T-OTL	HOME, W-L-T-OTL	ROAD, W-L-T-OTL
1972-73	1-4-0	1-2-0	0-2-0
1973-74	1-3-1	0-1-1	1-2-0
1974-75	1-0-3	1-0-1	0-0-2
1975-76	2-1-1	2-0-0	0-1-1
1976-77	2-2-0	1-1-0	1-1-0
1977-78	2-0-2	1-0-1	1-0-1
1978-79	2-0-2	1-0-1	1-0-1
1979-80	2-1-1	2-0-0	0-1-1
1980-81	2-2-0	1-1-0	1-1-0
1981-82	1-2-0	0-1-0	1-1-0
1982-83	3-0-0	2-0-0	1-0-0
1983-84	2-0-1	1-0-0	1-0-1
1984-85	2-1-0	2-0-0	0-1-0
1985-86	2-1-0	0-1-0	2-0-0
1986-87	1-2-0	1-1-0	0-1-0
1987-88	3-0-0	1-0-0	2-0-0
1988-89	1-2-0	1-1-0	0-1-0
1989-90	2-1-0	1-0-0	1-1-0
1990-91	0-3-0	0-2-0	0-1-0
1991-92	1-1-0	0-1-0	1-0-0
1992-93	0-2-0	0-1-0	0-1-0
1993-94	1-1-0	1-0-0	0-1-0
1994-95	---	---	---
1995-96	1-1-0	1-0-0	0-1-0
1996-97	1-1-0	1-0-0	0-1-0
1997-98	1-1-0	1-0-0	0-1-0
1998-99	2-0-0	1-0-0	1-0-0
1999-00	0-1-0-0	---	0-1-0-0
2000-01	0-2-0-0	0-1-0-0	0-1-0-0
2001-02	1-1-0-0	0-1-0-0	1-0-0-0
2002-03	1-0-0-0	---	1-0-0-0
2003-04	0-0-1-0	0-0-1-0	---
2004-05	NHL SEASON	SEASON	LOCKOUT
2005-06	---	---	---
2006-07	0-1-0	---	0-1-0
2007-08	0-1-0	0-1-0	---
2008-09	0-0-1	0-0-1	---
2009-10	0-2-0	0-1-0	0-1-0
2010-11	1-1-0	1-0-0	0-1-0
2011-12	1-0-0	1-0-0	---
2012-13	---	---	---
2013-14	0-2-0	0-1-0	0-1-0
TOTALS	43-43-12-1	26-18-5-1	17-25-7-0

OPPONENTS


IN THE PAST

STANLEY CUP PLAYOFFS

MEDIA INFORMATION



MIKE YEO



MIKKO KOIVU

ALL-TIME: 7-8-0-1**LAST REG. WIN:** 12/29/13, NYI 5 vs. MIN 4**LAST REG. LOSS:** 3/18/14, NYI 0 vs. MIN 6

Records are based on W-L-T-OT

OVERTIME RECORD: (W-L-T): 0-1-0**LAST OT DECISION:** 2/9/08, NYI 3 at MIN 4**SHOOTOUT RECORD:** 1-0**LAST SHOOTOUT:** 12/17/11, NYI 2 at MIN 1**2014-15 MEETINGS**

Tue. Dec. 9, 2014	Islanders at Wild	8:00 PM
Tue. Mar. 24, 2015	Islanders vs. Wild	7:00 PM

2013-14 SERIES 1-1-0

HOME:	SCORE:	GOALTENDERS:
3/18/14	NYI 0 MIN 6	Nilsson/Bryzgalov
ROAD:	SCORE:	GOALTENDERS:
12/29/13	NYI 5 MIN 4	Poulin/Harding

ALL-TIME FRANCHISE RECORDS**NEW YORK ISLANDERS HAT TRICKS (1):**

PLAYER	DATE	LOCATION
Jason Blake	3/19/04	vs. MIN

NEW YORK ISLANDERS SHUTOUTS (0)

PLAYER	DATE	LOCATION
--------	------	----------

NEW YORK ISLANDERS PENALTY SHOTS (1):

PLAYER/GOALIE	DATE	OUTCOME
Brad Isbister/Dwayne Roloson	2/10/02 at MIN	Failed

CLUB INFORMATION

Founded:	2000
Home Arena:	Xcel Energy Center (18,064)
Address:	199 W. Kellogg Blvd., St. Paul, MN 55102
Phone:	651-602-6000
Fax:	651-222-1055
Web Site:	wild.nhl.com
Stanley Cups:	none
Owner:	Craig Leipold
General Manager:	Chuck Fletcher
Head Coach:	Mike Yeo
Assistant Coaches:	Derby Hendrickson, Darryl Sydor, Rick Wilson
Director, Media Relations and Team Services:	Aaron Sickman
Coordinator, Media Relations:	Cody Peters
2013-14 Record:	43-27-12 (98 Points)
2013-14 Finish:	4th in Central, 7th in Western Conference, 11th in NHL
2013 Playoffs:	6-7, Eliminated in Western Conference Semifinals

BROADCAST TEAMS

Television Play-by-Play:	Anthony LaPanta
Television Color Analyst:	Mike Greenlay
Radio Play-by-Play:	Bob Kurtz
Radio Color Analyst:	Tom Reid

MINNESOTA WILD HAT TRICKS (0):

PLAYER	DATE	LOCATION
--------	------	----------

MINNESOTA WILD SHUTOUTS (1)

PLAYER	DATE	LOCATION
Ilya Bryzgalov	3/18/14	vs. MIN

MINNESOTA WILD PENALTY SHOTS (0)

PLAYER	DATE	LOCATION
--------	------	----------

NEW YORK ISLANDERS VS MINNESOTA WILD

SEASON-BY-SEASON RECORD VS. NHL (SINCE 2000-01)

SEASON	OVERALL, W-L-T-OTL	HOME, W-L-T-OTL	ROAD, W-L-T-OTL
2000-01	25-39-13-5	14-13-10-4	11-26-3-1
2001-02	26-35-12-9	14-14-8-5	12-21-4-4
2002-03	42-29-10-1	25-13-3-0	17-16-7-1
2003-04	30-29-20-3	19-13-7-2	11-16-13-1
2004-05	NHL	SEASON	LOCKOUT
2005-06	38-36-8	23-16-2	15-20-6
2006-07	48-26-8	29-7-5	19-19-3
2007-08	44-28-10	25-11-5	19-17-5
2008-09	40-33-9	23-11-7	17-22-2
2009-10	38-36-8	25-12-4	13-24-4
2010-11	39-35-8	19-17-5	20-18-3
2010-11	35-36-11	20-17-4	15-19-7
2012-13	26-19-3	14-8-2	12-11-1
2013-14	43-27-12	26-10-5	17-17-7
TOTALS	474-408-55-95	250-152-28-45	181-229-27-38

Games could not result in a tie after the 2003-04 Season

NEW YORK ISLANDERS SEASON-BY-SEASON RECORD VS. MINNESOTA (SINCE 2000-01)

SEASON	OVERALL, W-L-T-OTL	HOME, W-L-T-OTL	ROAD, W-L-T-OTL
2000-01	0-2-0-0	0-1-0-0	0-1-0-0
2001-02	1-1-0-0	1-0-0-0	0-1-0-0
2002-03	1-0-0-0	---	1-0-0-0
2003-04	1-0-0-0	1-0-0-0	0-0-0-0
2004-05	NHL	SEASON	LOCKOUT
2005-06	0-1-0	0-1-0	---
2006-07	---	---	---
2007-08	0-0-1	---	0-0-1
2008-09	0-2-0	0-1-0	0-1-0
2009-10	0-1-0	---	0-1-0
2010-11	1-0-0	1-0-0	---
2011-12	2-0-0	1-0-0	1-0-0
2012-13	---	---	---
2013-14	1-1-0	0-1-0	1-0-0
TOTALS	7-8-0-1	4-4-0	3-4-1

OPPONENTS

IN THE PAST

STANLEY CUP PLAYOFFS

MEDIA INFORMATION



MICHEL THERRIEN



PK SUBBAN

ALL-TIME: 58-78-15-2

LAST REG. WIN: 4/10/14, NYI 2 at MTL 0

LAST REG. LOSS: 11/10/13, NYI 2 at MTL 4

OVERTIME RECORD:(W-L-T): 4-8-7

LAST OT DECISION: 12/14/13, NYI 0 vs. MTL 1

SHOOTOUT RECORD: 4-0

LAST SHOOTOUT: 3/17/12, NYI 3 at MTL 2

Records are based on W-L-P * P stands for games in which the Islanders earned a point via a tie, overtime loss or shootout loss

2014-15 MEETINGS

Tue. Dec. 23, 2014	Islanders vs. Canadiens	7:00 PM
Sat. Jan. 17, 2015	Islanders at Canadiens	7:00 PM
Sat. Mar. 14, 2015	Islanders vs. Canadiens	7:00 PM

2013-14 SERIES 1-1-1

HOME:	SCORE:	GOALTENDERS:
12/14/13	NYI 0 MTL 1 (OT)	Nabokov/Price
ROAD:	SCORE:	GOALTENDERS:
11/10/13	NYI 2 MTL 4	Poulin/Price
4/10/14	NYI 2 MTL 0	Nilsson/Price

ALL-TIME FRANCHISE RECORDS

NEW YORK ISLANDERS HAT TRICKS (6):

PLAYER	DATE	LOCATION
Ed Westfall	2/22/75	at MTL
Clark Gillies	2/27/79	vs. MTL
Mike Bossy	12/27/79	at MTL
Mike Bossy	10/28/80	vs. MTL
Mike Bossy	10/6/83	at MTL
Mike Bossy (4)	11/1/84	at MTL

NEW YORK ISLANDERS SHUTOUTS (5)

PLAYER	DATE	LOCATION
Roland Melanson	2/19/83	vs. MTL
Billy Smith	3/27/84	vs. MTL
Tommy Soderstrom	10/20/95	vs. MTL
Tommy Salo	11/12/98	vs. MTL
Anders Nilsson	4/10/14	at MTL

NEW YORK ISLANDERS PENALTY SHOTS (1):

PLAYER/GOALIE	DATE	OUTCOME
Ryan Smyth/David Aebischer	3/13/07 at MTL	Scored

CLUB INFORMATION

Founded:	1909, 1917 (NHL)
Home Arena:	Bell Centre (21,273)
Address:	1909 avenue des Canadiens-de-Montreal, QC114B 5G0
Phone:	.514-932-2582
Fax:	.514-932-8285
Web Site:	www.canadiens.nhl.com
Stanley Cups:	24, (1916, '24, '30, '31, '44, '46, '53, '56, '57, '58, '59, '60, '65, '66, '68, '69, '71, '73, '76, '77, '78, '79, '86, '93)
Owner, President and CEO:	Geoff Molson
General Manager:	Marc Bergevin
Head Coach:	Michel Therrien
Assistant Coaches:	Dan Lacroix, Clement Jodoin, Jean-Jacques Daigneault
Director of Media Relations:	Dominick Saillant
Communications Coordinator:	François Marchand
2013-14 Record:	46-28-8 (100 Points)
2013-14 Finish:	3rd in Atlantic, 4th in Eastern Conference, 9th in NHL
2014 Playoffs:	10-7, Eliminated in Eastern Conference Finals

BROADCAST TEAMS

Television Play-by-Play:	Pierre Houde (French), TBA (English)
Television Color Analyst:	Marc Denis (French), TBA (English)
Radio Play-by-Play:	Martin McGuire (French), John Bartlett (English)
Radio Color Analyst:	Dany Dube (French), Sergio Momesso (English)

MONTREAL CANADIENS HAT TRICKS (5):

PLAYER	DATE	LOCATION
Jacques Lemaire	10/24/72	vs. MTL
Peter Mahovlich	10/9/74	at MTL
Bobby Smith	2/21/87	vs. MTL
Brian Savage (4)	1/8/98	vs. MTL
Max Pacioretty	2/9/12	vs. MTL

MONTREAL CANADIENS SHUTOUTS (12)

PLAYER	DATE	LOCATION
Doug Soetaert	1/18/86	at MTL
Brian Hayward	3/16/87	at MTL
Patrick Roy	10/31/89	vs. MTL
Jose Theodore	1/19/00	at MTL
Jose Theodore	1/2/01	vs. MTL
Jose Theodore	1/10/02	at MTL
Jose Theodore	11/7/02	at MTL
Jose Theodore	10/23/03	at MTL
Cristobol Huet	3/28/06	at MTL
Jaroslav Halak	3/15/08	at MTL
Jaroslav Halak	12/19/09	vs. MTL
Carey Price	12/14/13	vs. MTL

MONTREAL CANADIENS PENALTY SHOTS (2)

PLAYER/GOALIE	DATE	OUTCOME
Tom Kostopoulos/Yann Danis	4/2/09 vs. MTL	Failed
Benoit Pouliot/Dwayne Roloson	10/27/10 vs. MTL	Failed

NEW YORK ISLANDERS VS MONTREAL CANADIENS

SEASON-BY-SEASON RECORD VS. NHL (SINCE 1972-73)

SEASON	OVERALL, W-L-T-OTL	HOME, W-L-T-OTL	ROAD, W-L-T-OTL
1972-73	52-10-16	29-4-6	23-6-10
1973-74	45-24-9	24-12-3	21-12-6
1974-75	47-14-19	27-8-5	20-6-14
1975-76	58-11-11	32-3-5	26-8-6
1976-77	60-8-12	33-1-6	27-7-6
1977-78	59-10-11	32-4-4	27-6-7
1978-79	52-17-11	29-6-5	23-11-6
1979-80	47-20-13	30-7-3	17-13-10
1980-81	45-22-13	31-7-2	14-15-11
1981-82	46-17-17	25-6-9	21-11-8
1982-83	42-24-14	25-6-9	17-18-5
1983-84	35-40-5	19-19-2	16-21-3
1984-85	41-27-12	24-10-6	17-17-6
1985-86	40-33-7	25-11-4	15-22-3
1986-87	40-33-7	27-9-4	14-20-6
1987-88	45-22-13	26-8-6	19-14-7
1988-89	53-18-9	30-6-4	23-12-5
1989-90	14-28-11	26-8-6	15-20-5
1990-91	39-30-11	23-12-5	16-18-6
1991-92	41-28-11	27-8-5	14-20-6
1992-93	48-30-6	27-13-2	21-17-4
1993-94	41-29-14	26-12-4	15-17-10
1994-95	18-23-7	15-5-4	3-18-3
1995-96	40-32-10	23-12-6	17-20-4
1996-97	31-36-15	17-17-7	14-19-8
1997-98	37-32-13	15-17-9	22-15-4
1998-99	32-39-11	21-15-5	11-24-6
1999-00	35-34-9-4	18-17-5-1	17-17-4-3
2000-01	28-40-8-6	15-20-4-2	13-20-4-4
2001-02	36-31-12-3	21-13-6-1	15-18-6-2
2002-03	30-35-8-9	16-16-5-4	14-19-3-5
2003-04	41-30-7-4	23-13-4-1	18-17-3-3
2004-05	NHL	SEASON	LOCKOUT
2005-06	42-31-9	24-13-4	18-18-5
2006-07	42-34-6	26-12-3	16-22-3
2007-08	47-25-10	22-13-6	25-12-4
2008-09	41-30-11	24-10-7	17-20-4
2009-10	39-33-10	20-16-5	19-17-5
2010-11	44-30-8	24-11-6	20-19-2
2011-12	31-35-16	16-15-10	15-20-6
2012-13	29-14-5	14-7-3	15-7-2
2013-14	46-28-8	23-13-5	23-15-3
TOTALS	1,707-1,083-355-109	974-435-160-58	733-648-195-54

Games could not result in a tie after the 2003-04 Season

NEW YORK ISLANDERS SEASON-BY-SEASON RECORD VS. MONTREAL (SINCE 1972-73)

SEASON	OVERALL, W-L-T-OTL	HOME, W-L-T-OTL	ROAD, W-L-T-OTL
1972-73	0-5-0	0-3-0	0-2-0
1973-74	1-4-1	1-1-1	0-3-0
1974-75	2-0-2	1-0-1	1-0-1
1975-76	1-2-1	1-1-0	0-1-1
1976-77	0-4-0	0-2-0	0-2-0
1977-78	0-4-0	0-2-0	0-2-0
1978-79	3-1-0	2-0-0	1-1-0
1979-80	3-0-1	2-0-0	1-0-1
1980-81	2-1-1	1-0-1	1-1-0
1981-82	2-1-0	1-1-0	1-0-0
1982-83	1-0-2	1-0-0	0-0-2
1983-84	3-0-0	2-0-0	1-0-0
1984-85	1-2-0	1-0-0	0-2-0
1985-86	1-2-0	1-1-0	0-1-0
1986-87	1-1-1	1-0-0	0-1-1
1987-88	0-3-0	0-2-0	0-1-0
1988-89	2-1-0	1-0-0	1-1-0
1989-90	1-2-0	0-2-0	1-0-0
1990-91	0-2-1	0-0-1	0-2-0
1991-92	0-3-0	0-2-0	0-1-0
1992-93	1-3-0	0-2-0	1-1-0
1993-94	4-0-1	2-0-0	2-0-1
1994-95	1-2-0	1-0-0	0-2-0
1995-96	1-1-2	1-0-1	0-1-1
1996-97	0-4-0	0-2-0	0-2-0
1997-98	2-1-1	1-1-0	1-0-1
1998-99	2-2-0	2-0-0	0-2-0
1999-00	2-2-0-0	1-1-0-0	1-1-0-0
2000-01	2-2-0-0	1-1-0-0	1-1-0-0
2001-02	1-2-1-0	1-0-1-0	0-2-0-0
2002-03	3-1-0-0	2-0-0-0	1-1-0-0
2003-04	2-2-0-0	2-0-0-0	0-2-0-0
2004-05	NHL	SEASON	LOCKOUT
2005-06	1-3-0	1-1-0	0-2-0
2006-07	2-2-0	1-1-0	1-1-0
2007-08	0-4-0	0-2-0	0-2-0
2008-09	2-2-0	0-2-0	2-0-0
2009-10	1-2-1	1-1-0	0-1-1
2010-11	2-2-0	1-1-0	1-1-0
2011-12	2-2-0	1-1-0	1-1-0
2012-13	1-1-1	1-1-0	0-0-1
2013-14	1-1-1	0-0-1	1-1-0
TOTALS	58-78-15-2	36-34-6-1	22-45-9-1

OPPONENTS


IN THE PAST

STANLEY CUP PLAYOFFS

MEDIA INFORMATION



PETER LAVIOLETTE



SHEA WEBER

ALL-TIME: 6-10-0-1**LAST REG. WIN:** 11/31/13, NYI 3 at NSH 1**LAST REG. LOSS:** 10/12/13, NYI 2 at NSH 3

Records are based on W-L-T-OT

OVERTIME RECORD: (W-L-T): 1-0-0**LAST OT DECISION:** 10/15/02, NYI 4 vs. NSH 3**SHOOTOUT RECORD:** 1-1**LAST SHOOTOUT:** 2/9/10, NYI 4 vs. NSH 3**2014-15 MEETINGS**

Thu. Feb. 19, 2015	Islanders vs. Predators	7:00 PM
Tue. Mar. 15, 2015	Islanders at Predators	8:00 PM

2013-14 SERIES 1-1-0

HOME:	SCORE:	GOALTENDERS:
11/12/13	NYI 3 NSH 1	.Poulin/Mazanec
ROAD:	SCORE:	GOALTENDERS:
10/12/13	NYI 2 NSH 3	.Nabokov/Rinne

ALL-TIME FRANCHISE RECORDS**NEW YORK ISLANDERS HAT TRICKS (0):**

PLAYER	DATE	LOCATION
--------	------	----------

NEW YORK ISLANDERS SHUTOUTS (0):

PLAYER	DATE	LOCATION
--------	------	----------

NEW YORK ISLANDERS PENALTY SHOTS (1):

PLAYER/GOALIE	DATE	OUTCOME
Brad Isbister/Tomas Vokoun	10/15/02 vs. NSH	Failed

CLUB INFORMATION

Founded:	1998
Home Arena:	Bridgestone Arena (17,113)
Address:	501 Broadway, Nashville, TN 37203
Phone:	615-770-2300
Fax:	615-770-2309
Web Site:	www.predators.nhl.com
Stanley Cups:	none
President of Hockey Operations, and General Manager:	David Poile
Head Coach:	Peter Laviolette
Assistant Coaches:	Phil Housley, Lane Lambert, Kevin McCarthy
Senior Vice President of Communications:	Gerry Helper
Manager of Hockey Communications:	Kevin Wilson
2013-14 Record:	38-32-12 (88 Points)
2013-14 Finish:	6th in Central, 10th in Western Conference, 18th in NHL
2014 Playoffs:	Did not qualify

BROADCAST TEAMS

Television Play-by-Play:	Pete Weber
Television Color Analyst:	Stu Grimson
Radio Play-by-Play:	Willy Daunic
Radio Color Analyst:	Brent Peterson

NASHVILLE PREDATORS HAT TRICKS (0):

PLAYER	DATE	LOCATION
--------	------	----------

NASHVILLE PREDATORS SHUTOUTS (3):

PLAYER	DATE	LOCATION
Tomas Vokoun	2/13/03	at NSH
Pekka Rinne	12/20/08	at NSH
Anders Lindback	12/13/10	at NSH

NASHVILLE PREDATORS PENALTY SHOTS (0):

PLAYER	DATE	OUTCOME
--------	------	---------

NEW YORK ISLANDERS VS NASHVILLE PREDATORS

SEASON-BY-SEASON RECORD VS. NHL (SINCE 1998-99)

SEASON	OVERALL, W-L-T-OTL	HOME, W-L-T-OTL	ROAD, W-L-T-OTL
1998-99	28-47-7	15-22-4	13-25-3
1999-00	28-40-7-7	15-21-3-2	13-19-4-5
2000-01	34-36-9-3	16-18-7-0	18-18-2-3
2001-02	28-41-13-0	17-16-8-0	11-25-5-0
2002-03	27-35-13-7	18-17-5-1	9-18-8-6
2003-04	38-29-11-4	22-10-7-2	16-19-4-2
2004-05	NHL	SEASON	LOCKOUT
2005-06	49-25-8	32-8-1	17-17-7
2006-07	51-23-8	28-8-5	23-15-3
2007-08	41-32-9	23-14-4	18-18-5
2008-09	40-34-8	24-13-4	16-21-4
2009-10	47-29-6	24-14-3	23-15-3
2010-11	44-27-11	24-9-8	20-18-3
2011-12	48-26-8	26-10-5	22-16-3
2012-13	16-23-9	11-9-4	5-14-5
2013-13	38-32-12	19-17-5	19-15-7
TOTALS	.557-479-60-100	314-206-34-44	.243-273-26-56

Games could not result in a tie after the 2003-04 Season

NEW YORK ISLANDERS SEASON-BY-SEASON RECORD VS. NASHVILLE (SINCE 1998-99)

SEASON	OVERALL, W-L-T-OTL	HOME, W-L-T-OTL	ROAD, W-L-T-OTL
1998-99	1-1-0-0	0-1-0-0	1-0-0-0
1999-00	0-2-0-0	0-1-0-0	0-1-0-0
2000-01	1-0-0-0	1-0-0-0	---
2001-02	1-0-0-0	---	1-0-0-0
2002-03	1-1-0-0	1-0-0-0	0-1-0-0
2003-04	0-1-0-0	---	0-1-0-0
2004-05	NHL	SEASON	LOCKOUT
2005-06	0-1-0	---	0-1-0
2006-07	0-0-1	0-0-1	---
2007-08	---	---	---
2008-09	0-1-0	---	0-1-0
2009-10	1-0-0	1-0-0	---
2010-11	0-1-0	---	0-1-0
2011-12	0-1-0	0-1-0	---
2012-13	---	---	---
2013-14	1-1-0	1-0-0	0-1-0
TOTALS	.6-10-0-1	.4-3-0-1	2-7-0-0

OPPONENTS

IN THE PAST

STANLEY CUP PLAYOFFS

MEDIA INFORMATION



PETER DEBOER



BRYCE SALVADOR

ALL-TIME: 120-78-22-7

LAST REG. WIN: 4/1/13, NYI 3 at NJJ 1

LAST REG. LOSS: 3/1/14, NYI 1 vs. NJ 6

OVERTIME RECORD: (W-L-T): 10-8-16

LAST OT DECISION: 1/31/13, NYI 5 at NJ 4

SHOOTOUT RECORD: 6-2

LAST SHOOTOUT: 4/11/14, NYI 3 vs. NJ 2

Records are based on W-L-T-OT

2014-15 MEETINGS

Sat. Nov. 29, 2014	Islanders vs. Devils	7:00 PM
Mon. Dec. 15, 2014	Islanders vs. Devils	7:00 PM
Fri. Jan. 9, 2015	Islanders at Devils	7:00 PM
Sat. Mar. 21, 2015	Islanders at Devils	7:00 PM

2013-14 SERIES 3-2-0

HOME:	SCORE:	GOALTENDERS:
12/28/13	NYI 1 NJ 2	Nabokov/Schneider
3/1/14	NYI 1 NJ 6	Nabokov/Brodeur
3/29/13	NYI 2 NJ 1 (SO)	Nilsson/Schneider
ROAD:	SCORE:	GOALTENDERS:
10/4/13	NYI 4 NJ 3 (SO)	Nabokov/Brodeur
4/11/14	NYI 3 NJ 2 (SO)	Nilsson/Brodeur

ALL-TIME FRANCHISE RECORDS

NEW YORK ISLANDERS HAT TRICKS (14):

PLAYER	DATE	LOCATION
Jude Drouin	1/6/76	vs. K.C.
Bryan Trottier	11/21/78	at COL
Butch Goring	12/30/80	vs. COL
Mike Bossy	3/17/83	at NJ
Mike Bossy	10/29/83	vs. NJ
Greg Gilbert	2/25/84	vs. NJ
Bob Bourne	3/13/84	at NJ
Mike Bossy	2/15/86	vs. NJ
Steve Thomas (4)	4/15/92	vs. NJ
Pierre Turgeon	1/16/93	at NJ
Pierre Turgeon	4/16/93	vs. NJ
Mark Parrish	10/11/01	at NJ
Sean Bergenheim	3/7/09	vs. NJ
John Tavares	2/16/13	vs. NJ

NEW YORK ISLANDERS SHUTOUTS (9)

PLAYER	DATE	LOCATION
Glenn Resch	3/6/77	at COL
Billy Smith	2/22/87	at NJ
Glenn Healy	4/15/92	vs. NJ
John Vanbiesbrouck	12/1/00	at NJ
Rick DiPietro	11/16/07	at NJ
Yann Danis	2/21/09	vs. NJ
Rick DiPietro	1/18/10	vs. NJ
Rick DiPietro	11/26/10	vs. NJ
Anders Nilsson	3/4/12	vs. NJ

NEW YORK ISLANDERS PENALTY SHOTS (4):

PLAYER/GOALIE	DATE	OUTCOME
Dave Scatchard/Martin Brodeur	2/27/01 vs. NJ	Failed
Kyle Okposo/Martin Brodeur	10/10/08 at NJ	Failed
Michael Grabner/Johan Hedberg	11/25/11 vs. NJ	Failed
David Ullstrom/Johan Hedberg	2/16/13 vs. NJ	Failed

CLUB INFORMATION

Founded: 1974 (Kansas City), 1976 (Colorado), 1982 (New Jersey)
 Home Arena: Prudential Center (17,625)
 Address: 165 Mulberry Street, Newark, NJ 07102
 Phone: 973-757-6100
 Fax: 973-757-6399
 Web Site: www.devils.nhl.com
 Stanley Cups: 3 (1995, 2000, '03)
 CEO, President and General Manager: Lou Lamoriello
 Head Coach: Peter DeBoer
 Assistant Coaches: Dave Barr, Mike Foligno, Scott Stevens
 Sr. Vice President, Communications: Mike Levine
 Director, Communications: Pete Albiez
 2013-14 Record: 35-29-18 (88 Points)
 2013-14 Finish: 6th in Metropolitan, 10th in Eastern Conference, 20th in NHL
 2014 Playoffs: Did not qualify

BROADCAST TEAMS

Television Play-by-Play: Steve Cangialosi
 Television Color Analyst: Ken Daneyko
 Radio Play-by-Play: Matt Loughlin
 Radio Color Analyst: Sherry Ross

NEW JERSEY DEVILS HAT TRICKS (5):

PLAYER	DATE	LOCATION
John MacLean	12/9/88	at NJ
Alexander Semak	10/16/93	vs. NJ
Alexander Mogilny	1/4/01	at NJ
Patrik Elias (4)	3/30/03	at NJ
Ilya Kovalchuk	3/8/12	at NJ

NEW JERSEY DEVILS SHUTOUTS (13)

PLAYER	DATE	LOCATION
Martin Brodeur/Mike Dunham	11/9/96	at NJ
Martin Brodeur	1/21/00	at NJ
Martin Brodeur	12/1/00	at NJ
Martin Brodeur	1/15/03	at NJ
Martin Brodeur	3/30/03	at NJ
Martin Brodeur	10/28/03	vs. NJ
Martin Brodeur	12/10/03	at NJ
Martin Brodeur	1/24/06	vs. NJ
Martin Brodeur	12/30/06	vs. NJ
Martin Brodeur	2/8/07	at NJ
Martin Brodeur	2/17/07	vs. NJ
Johan Hedberg	11/25/11	vs. NJ
Johan Hedberg	2/3/13	vs. NJ

NEW JERSEY DEVILS PENALTY SHOTS (2)

PLAYER/GOALIE	DATE	OUTCOME
Patrik Elias/John Vanbiesbrouck	12/1/00 at NJ	Failed
Patrik Elias/Garth Snow	12/10/03 at NJ	Failed

NEW YORK ISLANDERS VS NEW JERSEY DEVILS

SEASON-BY-SEASON RECORD VS. NHL (SINCE 1974-75)

SEASON	OVERALL, W-L-T-OTL	HOME, W-L-T-OTL	ROAD, W-L-T-OTL
1974-75	15-54-11	12-20-8	3-34-3
1975-76	12-56-12	8-24-8	4-32-4
1976-77	20-46-14	12-20-8	8-26-6
1977-78	19-40-21	17-14-9	2-26-12
1978-79	15-53-12	8-24-8	7-29-4
1979-80	19-48-13	12-20-8	7-28-5
1980-81	22-45-13	15-16-9	7-29-4
1981-82	18-49-13	14-21-5	4-28-8
1982-83	17-49-14	11-20-9	6-29-5
1983-84	17-56-7	10-28-2	7-28-5
1984-85	22-48-10	13-21-6	9-27-4
1985-86	28-49-3	17-21-2	11-28-1
1986-87	29-45-6	20-17-3	9-28-3
1987-88	38-36-6	23-16-1	15-20-5
1988-89	27-41-12	17-18-5	10-23-7
1989-90	37-34-9	22-15-3	15-19-6
1990-91	32-33-15	23-10-7	9-23-8
1991-92	38-31-11	24-12-4	14-19-7
1992-93	40-37-7	24-14-4	16-23-3
1993-94	47-25-12	29-11-2	18-14-10
1994-95	22-18-8	14-4-6	8-14-2
1995-96	37-33-12	22-17-2	15-16-10
1996-97	45-23-14	23-9-9	22-14-5
1997-98	48-23-11	29-10-2	19-13-9
1998-99	47-24-11	19-14-8	28-10-3
1999-00	45-24-8-5	28-9-3-1	17-15-5-4
2000-01	48-19-12-3	24-11-6-0	24-8-6-3
2001-02	41-28-9-4	22-13-4-2	19-15-5-2
2002-03	46-20-10-6	25-11-3-2	21-9-7-4
2003-04	43-25-12-2	22-13-5-1	21-12-7-1
2004-05	NHL	SEASON	LOCKOUT
2005-06	46-27-9	27-11-3	19-16-6
2006-07	49-24-9	25-10-6	24-14-3
2007-08	46-29-7	25-14-2	21-15-5
2008-09	51-27-4	28-12-1	23-15-3
2009-10	48-27-7	27-10-4	21-17-3
2010-11	38-39-5	22-16-3	16-23-2
2011-12	48-28-6	24-13-4	24-15-2
2012-13	19-19-10	13-9-2	6-10-8
2013-14	35-29-18	21-11-9	14-18-9
TOTALS	1,314-1,361-328-95	771-579-159-40	543-782-169-55

* Games could not result in a tie after the 2003-04 Season

NEW YORK ISLANDERS SEASON-BY-SEASON RECORD VS. NEW JERSEY (SINCE 1974-75)


SEASON	OVERALL, W-L-T-OTL	HOME, W-L-T-OTL	ROAD, W-L-T-OTL
1974-75	4-1-0	2-0-0	2-1-0
1975-76	2-0-3	2-0-1	0-0-2
1976-77	5-0-0	2-0-0	3-0-0
1977-78	4-0-1	3-0-0	1-0-1
1978-79	4-0-1	2-0-1	2-0-0
1979-80	3-1-0	2-0-0	1-1-0
1980-81	3-1-0	2-0-0	1-1-0
1981-82	2-0-1	1-0-0	1-0-1
1982-83	7-0-0	3-0-0	4-0-0
1983-84	7-0-0	4-0-0	3-0-0
1984-85	2-3-2	1-1-1	1-2-1
1985-86	5-2-0	4-0-0	1-2-0
1986-87	5-2-0	3-0-0	2-2-0
1987-88	4-3-0	4-0-0	0-3-0
1988-89	4-1-2	2-0-1	2-1-1
1989-90	1-4-2	1-1-2	0-3-0
1990-91	4-1-2	2-1-0	2-0-2
1991-92	3-1-3	1-1-2	2-0-1
1992-93	5-2-0	2-1-0	3-1-0
1993-94	2-3-0	2-1-0	0-2-0
1994-95	1-1-2	1-0-1	0-1-1
1995-96	1-4-0	1-1-0	0-3-0
1996-97	2-3-0	2-1-0	0-2-0
1997-98	2-4-0	1-2-0	1-2-0
1998-99	2-3-0	0-3-0	2-0-0
1999-00	2-3-0-0	1-1-0-0	1-2-0-0
2000-01	1-2-2-0	1-1-1-0	0-1-1-0
2001-02	2-2-0-1	1-1-0-0	1-1-0-1
2002-03	0-4-1-0	0-2-1-0	0-2-0-0
2003-04	3-2-1-0	2-1-0-0	1-1-1-0
2004-05	NHL	SEASON	LOCKOUT
2005-06	6-1-1	3-1-0	3-0-1
2006-07	2-5-1	0-3-1	2-2-0
2007-08	6-1-1	3-0-1	3-1-0
2008-09	2-4-0	2-1-0	0-3-0
2009-10	2-4-0	2-1-0	0-3-0
2010-11	2-2-2	1-1-1	1-1-1
2011-12	2-4-0	1-2-0	1-2-0
2012-13	3-2-0	1-2-0	2-0-0
2013-14	3-2-0	1-2-0	2-0-0
TOTALS	120-78-22-7	69-32-11-3	51-46-11-4

OPPONENTS

IN THE PAST

STANLEY CUP PLAYOFFS

MEDIA INFORMATION



ALAIN VIGNEAULT



RYAN MCDONAGH

ALL-TIME: 108-116-19-6

LAST REG. WIN: 1/21/14, NYI 5 at NYR 3

LAST REG. LOSS: 1/31/14, NYI 1 at NYR 4

OVERTIME RECORD: (W-L-T): 3-10-17

LAST OT DECISION: 4/13/13, NYI 0 vs. NYR 1

SHOOTOUT RECORD: 6-1

LAST SHOOTOUT: 2/14/13, NYI 4 at NYR 3

Records are based on W-L-T-OT

2014-15 MEETINGS

Tue. Oct. 14, 2014	Islanders at Rangers	7:00 PM
Tue. Jan. 13, 2015	Islanders at Rangers	7:00 PM
Tue. Jan. 27, 2015	Islanders vs. Rangers	7:00 PM
Mon. Feb. 16, 2015	Islanders vs. Rangers	7:00 PM
Tue. Mar. 10, 2015	Islanders vs. Rangers	7:00 PM

2013-14 SERIES 2-3-0

HOME:	SCORE:	GOALTENDERS:
10/29/13	NYI 2 NYR 3	Nabokov/Talbot
1/29/14	NYI 1 NYR 2 (Yankee Stadium)	Nabokov/Lundqvist
ROAD:	SCORE:	GOALTENDERS:
12/20/13	NYI 5 NYR 3	Nabokov/Lundqvist
1/21/14	NYI 5 NYR 3	Poulin/Talbot
1/31/14	NYI 1 NYR 4	Nabokov/Lundqvist

ALL-TIME FRANCHISE RECORDS

NEW YORK ISLANDERS HAT TRICKS (14):

PLAYER	DATE	LOCATION
Bryan Trottier	4/3/77	at NYR
Bryan Trottier (5)	12/23/78	vs. NYR
Mike Bossy	12/17/82	at NYR
Mike Bossy	11/17/84	vs. NYR
Mike Bossy	2/7/85	vs. NYR
Brent Sutter	12/20/86	vs. NYR
Brent Sutter	3/17/90	vs. NYR
Pierre Turgeon	2/20/92	vs. NYR
Steve Thomas	11/27/93	vs. NYR
Robert Reichel	11/26/97	at NYR
Alexei Yashin	1/30/02	at NYR
Viktor Kozlov (4)	12/3/06	at NYR
Jason Blake	12/19/06	at NYR
John Tavares	10/15/11	vs. NYR

NEW YORK ISLANDERS SHUTOUTS (5)

PLAYER	DATE	LOCATION
Billy Smith	12/17/75	at NYR
Mark Fitzpatrick	12/9/89	vs. NYR
Tommy Soderstrom	3/23/95	vs. NYR
T. Salo/W. Flaherty	4/4/98	vs. NYR
Rick DiPietro	12/26/06	vs. NYR

NEW YORK ISLANDERS PENALTY SHOTS (1):

PLAYER/GOALIE	DATE	OUTCOME
Claude Lapointe/Mike Richter	10/22/98 at NYR	Failed
Cal Clutterbuck/Henrik Lundqvist	1/21/14 at NYR	Scored

CLUB INFORMATION

Founded:	1926
Home Arena:	Madison Square Garden (17,200)
Address:	2 Pennsylvania Plaza, New York, NY 10121
Phone:	212-465-6486
Fax:	212-465-6494
Web Site:	www.rangers.nhl.com
Stanley Cups:	4 (1928, '33, '40, '94)
President and General Manager:	Glen Sather
Head Coach:	Alain Vigneault
Associate Coach:	Scott Arniel
Assistant Coaches:	Ulf Samuelsson, Darryl Williams
Assistant Coach and Goaltending Coach:	Benoit Allaire
Vice President, Public Relations and Player Recruitment:	John Rosasco
2013-14 Record:	45-31-6 (96 Points)
2013-14 Finish:	2nd in Metropolitan, 5th in Eastern Conference, 12th in NHL
2014 Playoffs:	13-12, Lost In Stanley Cup Final

BROADCAST TEAMS

Television Play-by-Play:	Sam Rosen
Television Color Analyst:	Joe Micheletti
Radio Play-by-Play:	Kenny Albert
Radio Color Analyst:	Dave Maloney

NEW YORK RANGERS HAT TRICKS (13):

PLAYER	DATE	LOCATION
Steve Vickers	2/6/74	at NYR
Don Maloney	2/4/81	at NYR
Mark Pavelich	11/21/82	at NYR
Tomas Sandstrom	12/31/86	at NYR
Tomas Sandstrom	3/4/87	at NYR
Adam Graves	2/14/92	at NYR
Adam Graves	2/2/94	at NYR
Mark Messier	2/8/97	vs. NYR
Radek Dvorak (4)	3/29/01	vs. NYR
Jaromir Jagr	10/20/05	vs. NYR
Martin Straka	3/29/06	vs. NYR
Brendan Shanahan	12/3/06	at NYR
Marian Gaborik	12/2/10	vs. NYR

NEW YORK RANGERS SHUTOUTS (14)

PLAYER	DATE	LOCATION
Ed Giacomin	2/7/73	at NYR
Gilles Villemure	2/10/73	vs. NYR
Ed Giacomin	2/6/74	at NYR
Doug Soetaert	2/6/77	at NYR
Ed Mio	11/27/82	vs. NYR
John Vanbiesbrouck	11/23/85	vs. NYR
John Vanbiesbrouck	12/9/89	vs. NYR
Mike Dunham	1/21/03	vs. NYR
Mike Dunham	3/17/03	at NYR
Henrik Lundqvist	4/3/08	vs. NYR
Henrik Lundqvist	3/24/10	at NYR
Henrik Lundqvist	12/3/10	at NYR
Henrik Lundqvist	12/26/11	at NYR
Henrik Lundqvist	4/13/13	vs. NYR

NEW YORK RANGERS PENALTY SHOTS (3)

PLAYER/GOALIE	DATE	OUTCOME
Don Murdoch/Glenn Resch	1/28/78 vs. NYR	Failed
Martin Straka/Rick DiPietro	2/2/06 vs. NYR	Scored
Marian Gaborik/Rick DiPietro	10/11/10 vs. NYR	Failed

NEW YORK ISLANDERS VS NEW YORK RANGERS

SEASON-BY-SEASON RECORD VS. NHL (SINCE 1972-73)

SEASON	OVERALL, W-L-T-OTL	HOME, W-L-T-OTL	ROAD, W-L-T-OTL
1972-73	47-23-8	26-8-5	21-15-3
1973-74	40-24-14	26-7-6	14-17-8
1974-75	37-29-14	21-11-8	16-18-6
1975-76	29-42-9	16-16-8	13-26-1
1976-77	29-37-14	17-18-5	12-19-9
1977-78	30-37-13	18-15-7	12-22-6
1978-79	40-29-11	19-13-8	21-16-3
1979-80	38-32-10	22-10-8	16-22-2
1980-81	30-36-14	17-13-10	13-23-4
1981-82	39-27-14	19-15-6	20-12-8
1982-83	35-35-10	24-13-3	11-22-7
1983-84	42-29-9	27-12-1	15-17-8
1984-85	26-44-10	16-18-6	10-26-4
1985-86	36-38-6	20-18-2	16-20-4
1986-87	34-38-8	18-18-4	16-20-4
1987-88	36-34-10	22-13-5	14-21-5
1988-89	37-35-8	21-17-2	16-18-6
1989-90	36-31-13	20-11-9	16-20-4
1990-91	36-31-13	22-11-7	14-20-6
1991-92	50-25-5	28-8-4	22-17-1
1992-93	34-39-11	20-17-5	14-22-6
1993-94	52-24-8	28-8-6	24-16-2
1994-95	22-23-3	11-10-3	11-13-0
1995-96	41-27-14	22-10-9	19-17-5
1996-97	38-34-10	21-14-6	17-20-4
1997-98	25-39-18	14-18-9	11-21-9
1998-99	33-38-11	17-19-5	16-19-6
1999-00	29-38-12-3	15-20-5-1	14-18-7-2
2000-01	33-43-5-1	17-20-3-1	16-23-2-0
2001-02	36-38-4-4	19-19-2-1	17-19-2-3
2002-03	32-36-10-4	17-18-4-2	15-18-6-2
2003-04	27-40-7-8	13-21-3-4	14-19-4-4
2004-05	NHL SEASON	NHL SEASON	NHL SEASON
2005-06	44-26-12	25-10-6	19-16-6
2006-07	42-30-10	21-15-5	21-15-5
2007-08	42-27-13	25-13-3	17-14-10
2008-09	43-3-9	26-11-4	17-19-5
2009-10	33-38-11	18-17-6	20-16-5
2010-11	44-33-5	20-17-4	24-16-1
2011-12	51-24-7	27-12-2	24-12-5
2012-13	26-18-4	16-6-2	10-12-2
2013-14	45-31-6	20-17-4	25-14-2
TOTALS	1,504-1,327-326-97	831-577-174-45	673-750-152-52

Games could not result in a tie after the 2003-04 Season

NEW YORK ISLANDERS SEASON-BY-SEASON RECORD VS. NEW YORK RANGERS (SINCE 1972-73)

SEASON	OVERALL, W-L-T-OTL	HOME, W-L-T-OTL	ROAD, W-L-T-OTL
1972-73	0-6-0	0-3-0	0-3-0
1973-74	1-4-0	1-1-0	0-3-0
1974-75	2-3-1	1-2-0	1-1-1
1975-76	4-2-0	2-1-0	2-1-0
1976-77	4-1-1	2-0-1	2-1-0
1977-78	4-2-0	3-0-0	1-2-0
1978-79	5-3-0	3-1-0	2-2-0
1979-80	2-2-0	2-0-0	0-2-0
1980-81	2-2-0	2-0-0	0-2-0
1981-82	6-2-0	4-0-0	2-2-0
1982-83	4-3-0	2-1-0	2-2-0
1983-84	3-4-0	3-1-0	0-3-0
1984-85	4-3-0	3-0-0	1-3-0
1985-86	3-3-1	2-2-0	1-1-1
1986-87	3-3-1	2-1-0	1-2-1
1987-88	2-2-3	2-0-2	0-2-1
1988-89	2-5-0	1-2-0	1-3-0
1989-90	2-3-2	2-1-1	0-2-1
1990-91	4-2-1	2-0-1	2-2-0
1991-92	4-2-1	4-0-0	0-2-1
1992-93	4-2-1	3-0-1	1-2-0
1993-94	2-1-2	2-1-0	0-0-2
1994-95	3-1-0	1-1-0	2-0-0
1995-96	1-5-0	0-3-0	1-2-0
1996-97	2-2-1	0-1-1	2-1-0
1997-98	3-1-1	3-0-0	0-1-1
1998-99	0-5-0	0-2-0	0-3-0
1999-00	2-2-1-0	1-2-0-0	1-0-1-0
2000-01	2-2-0-1	0-1-0-1	2-1-0-0
2001-02	3-2-0-0	1-2-0-0	2-0-0-0
2002-03	1-2-2-0	0-1-1-0	1-1-1-0
2003-04	0-6-0-0	0-3-0-0	0-3-0-0
2004-05	NHL SEASON	NHL SEASON	NHL SEASON
2005-06	3-5-0	1-3-0	2-2-0
2006-07	5-1-2	2-1-1	3-0-1
2007-08	5-3-0	2-2-0	3-1-0
2008-09	1-5-0	0-3-0	1-2-0
2009-10	3-3-0	1-2-0	2-1-0
2010-11	2-4-0	2-1-0	0-3-0
2011-12	2-3-1	2-1-0	0-2-1
2012-13	1-1-2	0-0-2	1-1-0
2013-14	2-3-0	0-2-0	2-1-0
TOTALS	108-116-19-6	64-48-8-4	44-68-11-2

OPPONENTS

IN THE PAST

STANLEY CUP PLAYOFFS

MEDIA INFORMATION



PAUL MACLEAN



ERIK KARLSSON

ALL-TIME: 22-45-11-3

LAST REG. WIN: 4/2/14, NYI 2 at OTT 1

LAST REG. LOSS: 4/8/14, NYI 1 vs. OTT 4

OVERTIME RECORD: (W-L-T): 1-2-11

LAST OT DECISION: 2/3/12, NYI 2 at OTT 1

SHOOTOUT RECORD: 4-1

LAST SHOOTOUT: 11/1/13, NYI 5 vs. OTT 4

Records are based on W-L-T-OT

2014-15 MEETINGS

Tue. Dec. 2, 2014	Islanders vs. Senators	7:00 PM
Thu. Dec. 4, 2014	Islanders at Senators	7:30 PM
Fri. Mar. 13, 2015	Islanders vs. Senators	7:00 PM

2013-14 SERIES 2-1-0

HOME:	SCORE:	GOALTENDERS:
4/8/14	NYI 1 OTT 4	Nabokov/Lehner
ROAD:	SCORE:	GOALTENDERS:
11/1/13	NYI 5 OTT 4 (SO)	Nabokov/Lehner
4/2/14	NYI 2 OTT 1	Nilsson/Anderson

ALL-TIME FRANCHISE RECORDS**NEW YORK ISLANDERS HAT TRICKS (2):**

PLAYER	DATE	LOCATION
Derek King	10/23/93	vs. OTT
Pierre Turgeon	11/17/93	at OTT

NEW YORK ISLANDERS SHUTOUTS (1)

PLAYER	DATE	LOCATION
Ron Hextall	2/19/94	vs. OTT

NEW YORK ISLANDERS PENALTY SHOTS (1):

PLAYER/GOALIE	DATE	OUTCOME
Dave Scatchard/Martin Prusek	11/12/02 vs. OTT	Failed

CLUB INFORMATION

Founded:	1992
Home Arena:	Canadian Tire Centre (18,153)
Address:	1000 Palladium Drive, Ottawa, ON K2V 1A5
Phone:	.613-599-0250
Fax:	.613-559-5562
Web Site:	www.senators.nhl.com
Stanley Cups:	none
Owner, Governor and Chairman:	Eugene Melnyk
President:	Cyril Leeder
Executive Vice President and General Manager:	Bryan Murray
Head Coach:	Paul MacLean
Assistant Coaches:	Dave Cameron, Mark Reeds
Goaltending Coach:	Rick Wamsley
Director, Communications:	Brian Morris
Coordinator, Communications:	Chris Moore
2013-14 Record:	37-31-14 (88 Points)
2013-14 Finish:	5th in Atlantic, 11th in Eastern Conference, 21st in NHL
2014 Playoffs:	Did not qualify

BROADCAST TEAMS

Television Play-by-Play:	Gord Miller/Chris Cuthberg
Television Color Analyst:	Ray Ferraro/Jamie McLennan
Radio Play-by-Play:	Dean Brown, Dave Schreiber, Nicholas St. Pierre (French)
Radio Color Analyst:	Gord Wilson, Alain Sanscartier (French)

OTTAWA SENATORS HAT TRICKS (2):

PLAYER	DATE	LOCATION
Laurie Boschman	4/10/93	vs. OTT
Sylvain Turgeon	10/23/93	vs. OTT

OTTAWA SENATORS SHUTOUTS (5)

PLAYER	DATE	LOCATION
Patrick Lalime	12/16/00	at OTT
Patrick Lalime	1/1/04	at OTT
Dominik Hasek	11/5/05	at OTT
Ray Emery	12/27/06	at OTT
Craig Anderson	2/20/12	vs. OTT

OTTAWA SENATORS PENALTY SHOTS (2)

PLAYER/GOALIE	DATE	OUTCOME
Dany Heatley/Rick DiPietro	11/5/05 at OTT	Failed
Peter Schaefer/Garth Snow	12/30/05 at OTT	Failed

NEW YORK ISLANDERS VS OTTAWA SENATORS

SEASON-BY-SEASON RECORD VS. NHL (SINCE 1992-93)

SEASON	OVERALL, W-L-T-OTL	HOME, W-L-T-OTL	ROAD, W-L-T-OTL
1992-93	.10-70-4	.9-29-4	.1-41-0
1993-94	.14-61-9	.8-30-4	.6-31-5
1994-95	.5-16-3	.4-18-2	.9-34-5
1995-96	.18-59-5	.8-28-5	.10-31-0
1996-97	.31-36-15	.16-17-8	.15-19-7
1997-98	.34-33-15	.18-16-7	.16-17-8
1998-99	.44-23-15	.22-11-8	.22-12-7
1999-00	.41-28-11-2	.24-10-5-2	.17-18-6-0
2000-01	.48-21-9-4	.26-7-5-3	.22-14-4-1
2001-02	.39-27-9-7	.21-13-3-4	.18-14-6-3
2002-03	.52-21-8-1	.28-9-3-1	.24-12-5-0
2003-04	.43-23-10-6	.23-8-5-5	.20-15-5-1
2004-05	NHL SEASON	LOCKOUT	
2005-06	.52-21-9	.29-9-3	.23-12-6
2006-07	.48-25-9	.25-13-3	.23-12-6
2007-08	.43-31-8	.22-15-4	.21-16-4
2008-09	.36-35-11	.22-12-7	.14-23-4
2009-10	.44-32-6	.26-11-4	.18-21-2
2010-11	.32-40-10	.16-20-5	.16-20-5
2011-12	.41-31-10	.20-17-4	.21-14-6
2012-13	.25-17-6	.10-11-3	.14-6-4
2013-14	.37-31-14	.18-17-6	.19-4-8
TOTALS	741-699-115-103	396-319-60-54	344-380-55-50

Games could not result in a tie after the 2003-04 Season

NEW YORK ISLANDERS SEASON-BY-SEASON RECORD VS. OTTAWA (SINCE 1992-93)

SEASON	OVERALL, W-L-T-OTL	HOME, W-L-T-OTL	ROAD, W-L-T-OTL
1992-93	.2-1-0	.1-1-0	.1-0-0
1993-94	.2-0-2	.1-0-1	.1-0-1
1994-95	.0-3-1	.0-1-1	.0-2-0
1995-96	.2-2-0	.1-1-0	.1-1-0
1996-97	.0-2-2	.0-1-1	.0-1-1
1997-98	.0-3-1	.0-2-0	.0-1-1
1998-99	.0-4-0	.0-2-0	.0-2-0
1999-00	.1-0-2-1	.0-0-1-1	.1-0-1-0
2000-01	.0-4-0-0	.0-2-0-0	.0-2-0-0
2001-02	.0-3-1-0	.0-1-1-0	.0-2-0-0
2002-03	.1-2-1-0	.0-1-1-0	.1-1-0-0
2003-04	.2-1-1-0	.2-0-0-0	.0-1-1-0
2004-05	NHL SEASON	LOCKOUT	
2005-06	.0-4-0	.0-2-0	.0-2-0
2006-07	.0-4-0	.0-2-0	.0-2-0
2007-08	.2-2-0	.1-1-0	.1-1-0
2008-09	.3-1-0	.2-0-0	.1-1-0
2009-10	.1-1-2	.1-1-0	.0-0-2
2010-11	.2-2-0	.1-1-0	.1-1-0
2011-12	.1-3-0	.0-2-0	.1-1-0
2012-13	.1-2-0	.1-1-0	.0-1-0
2013-14	.2-1-0	.0-1-0	.2-0-0
TOTALS	22-45-11-3	11-23-6-1	11-22-5-2

OPPONENTS

IN THE PAST

STANLEY CUP PLAYOFFS

MEDIA INFORMATION



CRAIG BERUBE



CLAUDE GIROUX

ALL-TIME: 94-124-26-5
LAST REG. WIN: 4/9/13, NYI 4 vs. PHI 1
LAST REG. LOSS: 1/18/14, NYI 4 at PHI 6

OVERTIME RECORD: (W-L-T): 6-6-14
LAST OT DECISION: 11/23/11 NYI 3 vs. PHI 4
SHOOTOUT RECORD: 3-2
LAST SHOOTOUT: 1/20/14, NYI 4 vs. PHI 3

Records are based on W-L-T-OT

2014-15 MEETINGS

Mon. Nov. 24, 2014	Islanders vs. Flyers	7:00 PM
Mon. Jan. 19, 2015	Islanders vs. Flyers	1:00 PM
Thu. Feb. 5, 2015	Islanders at Flyers	7:00 PM
Tue. Apr. 7, 2015	Islanders at Flyers	7:00 PM

2013-14 SERIES 1-3-0

HOME:	SCORE:	GOALTENDERS:
10/26/13	NYI 2 PHI 5	Poulin/Mason
1/20/14	NYI 4 PHI 3 (SO)	Nilsson/Emery
ROAD:	SCORE:	GOALTENDERS:
11/23/13	NYI 2 PHI 5	Poulin/Mason
1/18/14	NYI 4 PHI 6	Poulin/Emery

ALL-TIME FRANCHISE RECORDS

NEW YORK ISLANDERS HAT TRICKS (11):

PLAYER	DATE	LOCATION
Bob Nystrom	12/30/75	vs. PHI
Bob Nystrom	1/10/77	vs. PHI
Mike Bossy (4)	4/7/79	vs. PHI
Bryan Trottier	1/7/82	at PHI
Bryan Trottier (5)	2/13/82	vs. PHI
Mats Hallin	3/19/83	vs. PHI
Mike Bossy	11/29/86	vs. PHI
Pat LaFontaine	10/27/90	vs. PHI
Zigmund Palffy	1/28/98	vs. PHI
Jason Blake	11/26/05	at PHI
Jason Blake	2/27/07	vs. PHI

NEW YORK ISLANDERS SHUTOUTS (8)

PLAYER	DATE	LOCATION
Glenn Resch	10/23/75	vs. PHI
Glenn Resch	10/7/76	at PHI
Kelly Hrudey	10/15/87	at PHI
Ron Hextall	2/25/94	vs. PHI
Garth Snow	12/6/01	at PHI
Garth Snow	2/12/02	at PHI
Rick DiPietro	2/7/07	at PHI
Evgeni Nabokov	2/7/12	at PHI

NEW YORK ISLANDERS PENALTY SHOTS (4):

PLAYER/GOALIE	DATE	OUTCOME
---------------	------	---------

CLUB INFORMATION

Founded: 1967
 Home Arena: Wells Fargo Center (19,537)
 Address: 3601 South Broad Street, Philadelphia, PA 19148
 Phone: 215-465-4500
 Fax: 215-218-7837
 Web Site: www.flyers.nhl.com
 Stanley Cups: 2 (1974, '75)
 Chairman: Ed Snider
 President: Peter Luukko
 General Manager: Paul Holmgren
 Head Coach: Craig Berube
 Assistant Coaches: Gord Murphy, Joe Mullen, Ian Laperriere
 Sr. Director of Communications: Zack Hill
 Manager of Public Relations: Joe Sivilie
 Manager of Broadcasting & Media Services: Brian Smith
 2013-14 Record: 42-32-10 (94 Points)
 2013-14 Finish: 3rd in Metropolitan, 6th in Eastern Conference, 13th in NHL
 2014 Playoffs: 3-4, Lost in Eastern Conference Quarterfinals

BROADCAST TEAMS

Television Play-by-Play: Jim Jackson
 Television Color Analyst: Keith Jones/Bill Clement
 Radio Play-by-Play: Tim Saunders
 Radio Color Analyst: Steve Coates

PHILADELPHIA FLYERS HAT TRICKS (14):

PLAYER	DATE	LOCATION
Rick MacLeish (4)	2/13/73	at PHI
Dave Poulin	1/21/84	at PHI
Ilkka Sinisalo	2/5/85	vs. PHI
Brian Propp	3/5/85	vs. PHI
Tim Kerr	12/18/86	at PHI
Dave Poulin	12/18/86	at PHI
Brian Propp	4/5/87	at PHI
Steve Duchesne	12/19/91	at PHI
Josef Beranek	2/2/95	at PHI
Eric Lindros	12/11/97	at PHI
Mike Richards	2/8/06	at PHI
Scott Hartnell	1/19/08	vs. PHI
James Van Riemsdyk	3/26/11	vs. PHI
Vincent Lecavalier	10/26/13	vs. PHI

PHILADELPHIA FLYERS SHUTOUTS (13)

PLAYER	DATE	LOCATION
Bernie Parent	10/13/73	vs. PHI
Bernie Parent	12/16/73	at PHI
Bernie Parent	4/4/74	at PHI
Bob Froese	1/22/83	vs. PHI
Bob Froese	2/27/83	at PHI
Pelle Lindbergh	4/4/85	at PHI
Dominic Roussel	5/2/95	vs. PHI
Dominic Roussel	10/14/95	vs. PHI
Garth Snow	12/19/96	at PHI
John Vanbiesbrouck	1/7/99	at PHI
Roman Cechmanek	2/1/01	at PHI
Roman Cechmanek	1/9/03	vs. PHI
Ilya Bryzgalov	2/7/12	at PHI
Ilya Bryzgalov	2/18/13	vs. PHI

PHILADELPHIA FLYERS PENALTY SHOTS (2)

PLAYER/GOALIE	DATE	OUTCOME
Rick MacLeish vs. Bill Smith	3/20/78 at PHI	Scored
Ron Sutter vs. Kelly Hrudey	11/18/84 at PHI	Failed

NEW YORK ISLANDERS VS PHILADELPHIA FLYERS

SEASON-BY-SEASON RECORD VS. NHL (SINCE 1972-73)

SEASON	OVERALL, W-L-T-OTL	HOME, W-L-T-OTL	ROAD, W-L-T-OTL
1972-73	37-30-11	27-8-4	10-22-7
1973-74	50-16-12	28-6-5	22-10-7
1974-75	51-18-11	32-6-2	19-12-9
1975-76	51-13-16	36-2-2	15-11-14
1976-77	48-16-16	33-6-1	15-10-15
1977-78	45-20-15	29-6-5	16-14-10
1978-79	40-25-15	26-10-4	14-15-11
1979-80	48-12-20	27-5-8	21-7-12
1980-81	41-24-15	23-9-8	18-15-7
1981-82	38-31-11	25-10-5	13-21-6
1982-83	49-23-8	29-8-3	20-15-5
1983-84	44-26-10	25-10-5	19-16-5
1984-85	53-20-7	32-4-4	21-16-3
1985-86	53-23-4	33-6-1	20-17-3
1986-87	46-26-8	29-9-2	17-17-6
1987-88	38-33-9	20-14-6	18-19-3
1988-89	36-36-8	22-15-3	14-21-5
1989-90	30-39-11	17-19-4	13-20-7
1990-91	33-37-10	18-16-6	15-21-4
1991-92	32-37-11	22-11-7	10-26-4
1992-93	36-37-11	23-14-5	13-23-6
1993-94	35-39-10	19-20-3	16-19-7
1994-95	28-16-4	16-7-1	12-9-3
1995-96	45-24-13	27-9-5	18-15-8
1996-97	45-24-13	23-12-6	22-12-7
1997-98	42-29-11	24-11-6	18-18-5
1998-99	37-26-19	21-9-11	16-17-8
1999-00	45-22-12-3	25-6-7-3	20-16-5-0
2000-01	43-25-11-3	26-11-4-0	17-14-7-3
2001-02	42-27-10-3	20-13-5-3	22-14-5-0
2002-03	45-20-13-4	21-10-8-2	24-10-5-2
2003-04	40-21-15-6	24-11-3-3	16-10-12-3
2004-05	NHL	SEASON	LOCKOUT
2005-06	45-26-11	22-13-6	23-13-5
2006-07	22-48-12	10-24-7	12-24-5
2007-08	42-29-11	21-14-6	21-15-5
2008-09	44-27-11	24-13-4	20-14-7
2009-10	41-35-6	24-14-3	17-21-3
2010-11	47-23-12	22-12-7	25-11-5
2011-12	47-26-9	22-13-6	25-13-3
2012-13	23-22-3	15-7-2	8-15-1
2013-14	42-30-10	24-14-3	18-16-7
TOTALS	1,699-1,081-370-104	986-437-144-55	713-644-221-49

Games could not result in a tie after the 2003-04 Season

NEW YORK ISLANDERS SEASON-BY-SEASON RECORD VS. PHILADELPHIA (SINCE 1972-73)

SEASON	OVERALL, W-L-T-OTL	HOME, W-L-T-OTL	ROAD, W-L-T-OTL
1972-73	1-4-0	1-1-0	0-3-0
1973-74	0-5-0	0-3-0	0-2-0
1974-75	1-3-2	0-1-2	1-2-0
1975-76	4-2-0	3-0-0	1-2-0
1976-77	3-2-1	2-0-1	1-2-0
1977-78	2-1-3	1-0-2	1-1-1
1978-79	5-1-2	3-0-1	2-1-1
1979-80	2-2-0	1-1-0	1-1-0
1980-81	1-2-1	0-1-1	1-1-0
1981-82	6-1-1	4-0-0	2-1-1
1982-83	1-4-2	1-2-1	0-2-1
1983-84	4-3-0	2-1-0	2-2-0
1984-85	3-3-1	3-1-0	0-2-1
1985-86	4-3-0	3-0-0	1-3-0
1986-87	3-4-0	1-3-0	2-1-0
1987-88	3-3-1	1-2-0	2-1-1
1988-89	1-5-1	1-2-1	0-3-0
1989-90	1-4-2	1-1-1	0-3-1
1990-91	2-4-1	2-2-0	0-2-1
1991-92	3-3-1	3-0-1	0-3-0
1992-93	7-2-0	5-0-0	2-2-0
1993-94	3-2-0	2-0-0	1-2-0
1994-95	2-2-0	1-1-0	1-1-0
1995-96	1-4-1	0-2-1	1-2-0
1996-97	3-1-1	2-0-1	1-1-0
1997-98	2-3-0	2-0-0	0-3-0
1998-99	2-1-2	2-0-1	0-1-1
1999-00	1-3-1-0	0-2-0-0	1-1-1-0
2000-01	1-4-0-0	1-2-0-0	0-2-0-0
2001-02	4-1-0-0	1-1-0-0	3-0-0-0
2002-03	1-3-1-0	0-3-0-0	1-0-1-0
2003-04	2-3-1-0	1-1-1-0	1-2-0-0
2004-05	NHL	SEASON	LOCKOUT
2005-06	2-6-0	1-3-0	1-3-0
2006-07	6-2-0	2-2-0	4-0-0
2007-08	1-6-1	1-2-1	0-4-0
2008-09	0-4-2	0-2-1	0-2-1
2009-10	1-5-0	1-2-0	0-3-0
2010-11	0-5-1	0-3-0	0-2-1
2011-12	2-3-1	0-2-1	2-1-0
2012-13	2-2-0	1-1-0	1-1-0
2013-14	1-3-0	1-1-0	0-2-0
TOTALS	94-124-26-5	57-51-15-3	37-73-11-2

OPPONENTS


IN THE PAST

STANLEY CUP PLAYOFFS

MEDIA INFORMATION



MIKE JOHNSTON



SIDNEY CROSBY

ALL-TIME: 99-98-22-12**LAST REG. WIN:** 10/25/13, NYI 4 at PIT 3**LAST REG. LOSS:** 1/23/14, NYI 4 at PIT 6**OVERTIME RECORD:** (W-L-T): 3-10-10**LAST OT DECISION:** 12/3/13, NYI 2 vs. PIT 3**SHOOTOUT RECORD:** 6-4**LAST SHOOTOUT:** 10/27/12, NYI 2 at PIT 3

Records are based on W-L-T-OT

2014-15 MEETINGS

Sat. Oct. 18, 2014	Islanders at Penguins	7:00 PM
Fri. Nov. 21, 2014	Islanders at Penguins	7:00 PM
Sat. Nov. 22, 2014	Islanders vs. Penguins	7:00 PM
Fri. Jan. 16, 2015	Islanders vs. Penguins	7:00 PM
Fri. Apr. 11, 2015	Islanders at Penguins	7:00 PM

2013-14 SERIES 1-2-1

HOME:	SCORE:	GOALTENDERS
12/3/13	NYI 2 PIT 3 (OT)	Nilsson/Fleury
1/23/14	NYI 4 PIT 6	Poulin/Zatkoff
ROAD:	SCORE:	GOALTENDERS
10/25/13	NYI 4 PIT 3	Nabokov/Zatkoff
11/22/13	NYI 3 PIT 4	Poulin/Zatkoff

ALL-TIME FRANCHISE RECORDS**NEW YORK ISLANDERS HAT TRICKS (11):**

PLAYER	DATE	LOCATION
Mike Bossy (4)	1/13/81	vs. PIT
Butch Goring	10/14/82	vs. PIT
Bryan Trottier	11/11/83	at PIT
Pat LaFontaine	2/6/90	at PIT
Derek King	2/6/90	at PIT
Patrick Flatley	12/23/90	at PIT
Derek King	10/15/91	vs. PIT
Pierre Turgeon	2/20/93	vs. PIT
Zigmund Palffy	4/17/99	at PIT
Dave Scatchard	1/7/03	vs. PIT
Miroslav Satan	2/4/06	at PIT

NEW YORK ISLANDERS SHUTOUTS (4)

PLAYER	DATE	LOCATION
Glenn Resch	3/2/80	at PIT
Billy Smith	10/14/82	vs. PIT
Kelly Hrudey	2/2/85	at PIT
Kelly Hrudey	1/9/86	vs. PIT

NEW YORK ISLANDERS PENALTY SHOTS (8):

PLAYER/GOALIE	DATE	OUTCOME
Ralph Stewart/Andy Brown	3/5/74 vs. PIT	Failed
Bob Bourne/Dennis Herron	2/17/83 vs. PIT	Failed
Alan Kerr/Pat Riggan	2/26/87 at PIT	Failed
Tim Connolly/Jean-Sebastien Aubin	3/21/00 vs. PIT	Scored
Sean Bergenheim/Sebastien Caron	3/31/06 vs. PIT	Failed
Miroslav Satan/Marc-Andre Fleury	4/17/06 at PIT	Failed
Kyle Okposo/Brent Johnson	1/19/10 vs. PIT	Failed
Michael Grabner/Brent Johnson	2/11/11 vs. PIT	Failed

CLUB INFORMATION

Founded:	1967
Home Arena:	CONSOL Energy Center (18,387)
Address:	1001 Fifth Avenue, Pittsburgh, PA 15219
Phone:	412-642-1300
Fax:	412-255-1980
Web Site:	www.penguins.nhl.com
Stanley Cups:	3 (1991, '92, 2009)
Co-Owner/Chairman:	Mario Lemieux
Co-Owner:	Ron Burkle
General Manager:	Ray Shero
Head Coach:	Mike Johnston
Assistant Coaches:	Rick Tocchet, Gary Agnew
Director of Communications:	Jennifer Bullano
Manager of Communications:	Jason Seidling
2013-14 Record:	51-24-7 (109 Points)
2013-14 Finish:	1st in Metropolitan, 2nd in Eastern Conference, 6th in NHL
2014 Playoffs:	7-6, Eliminated in Eastern Conference Semifinals

BROADCAST TEAMS

Television Play-by-Play:	Paul Steigerwald
Television Color Analyst:	Bob Errey
Radio Play-by-Play:	Mike Lange
Radio Color Analyst:	Phil Bourque

PITTSBURGH PENGUINS HAT TRICKS (17):

PLAYER	DATE	LOCATION
Syl Apps	12/13/72	at PIT
Mike Bullard	12/26/84	at PIT
Mario Lemieux	1/10/89	at PIT
Mario Lemieux	10/15/91	vs. PIT
Bob Errey	10/17/91	at PIT
Joe Mullen (4)	12/23/91	vs. PIT
Mario Lemieux	10/26/95	vs. PIT
Ron Francis	12/29/97	at PIT
Jaromir Jagr	12/30/99	at PIT
Alex Kovalev	11/14/01	at PIT
Ryan Malone	12/15/06	at PIT
Ryan Malone	2/19/07	vs. PIT
Evgeni Malkin	11/26/08	vs. PIT
Petr Sykora	12/11/08	at PIT
Pascal Dupuis	12/11/08	at PIT
Evgeni Malkin	1/19/10	at PIT
Chris Kunitz	3/10/13	at PIT

PITTSBURGH PENGUINS SHUTOUTS (12)

PLAYER	DATE	LOCATION
Denis Herron	10/17/72	vs. PIT
Jim Rutherford	2/20/73	vs. PIT
Rob Holland	3/2/80	at PIT
Tom Barrasso	11/3/92	at PIT
Peter Skudra	12/21/99	vs. PIT
Sabastien Caron	3/31/06	vs. PIT
Marc-Andre Fleury	2/25/09	at PIT
Marc-Andre Fleury	1/25/11	at PIT
Marc-Andre Fleury/Brent Johnson	2/2/11	at PIT
Marc-Andre Fleury	10/25/11	vs. PIT
Marc-Andre Fleury	11/25/11	at PIT
Thomas Vokoun	3/30/13	at PIT

PITTSBURGH PENGUINS PENALTY SHOTS (4)

PLAYER/GOALIE	DATE	OUTCOME
Ross Lonsberry/Glenn Resch	12/5/78 vs. PIT	Failed
Mario Lemieux/Kelly Hrudey	1/19/88 vs. PIT	Scored
Evgeni Malkin/Rick DiPietro	3/22/07 vs. PIT	Failed
Kris Letang/Rick DiPietro	12/29/10 vs. PIT	Failed

NEW YORK ISLANDERS VS PITTSBURGH PENGUINS

SEASON-BY-SEASON RECORD VS. NHL (SINCE 1972-73)

SEASON	OVERALL, W-L-T-OTL	HOME, W-L-T-OTL	ROAD, W-L-T-OTL
1972-73	.32-37-9	.24-11-4	.8-26-5
1973-74	.28-41-9	.15-18-6	.13-23-3
1974-75	.37-28-15	.25-5-10	.12-23-5
1975-76	.35-33-12	.23-11-6	.12-22-6
1976-77	.34-33-12	.22-12-6	.12-21-6
1977-78	.25-37-18	.16-15-9	.9-22-9
1978-79	.36-31-13	.23-12-5	.13-19-8
1979-80	.30-37-13	.20-13-7	.10-24-6
1980-81	.30-37-13	.21-16-3	.9-21-10
1981-82	.31-36-13	.21-11-8	.10-25-5
1982-83	.18-53-9	.14-22-4	.4-31-5
1983-84	.16-58-6	.7-29-4	.9-29-2
1984-85	.24-51-5	.17-20-3	.7-31-2
1985-86	.34-38-8	.20-15-5	.14-23-3
1986-87	.30-38-12	.19-15-6	.11-23-6
1987-88	.36-35-9	.22-12-6	.14-23-3
1988-89	.40-33-7	.24-13-3	.16-20-4
1989-90	.32-40-8	.22-15-3	.10-25-5
1990-91	.41-33-6	.25-12-3	.16-21-3
1991-92	.39-32-9	.21-13-6	.18-19-3
1992-93	.56-21-7	.32-6-4	.24-15-3
1993-94	.44-27-13	.25-9-8	.19-18-5
1994-95	.29-16-3	.18-5-1	.11-11-2
1995-96	.49-29-4	.32-9-0	.17-20-4
1996-97	.38-36-8	.25-11-5	.13-25-3
1997-98	.40-24-18	.21-10-10	.19-14-8
1998-99	.38-30-14	.21-10-10	.17-20-4
1999-00	.37-31-8-6	.23-11-7-0	.14-20-1-6
2000-01	.42-28-9-3	.24-15-2-0	.18-13-7-3
2001-02	.28-41-8-5	.16-20-4-1	.12-21-4-4
2002-03	.27-44-6-5	.15-22-2-2	.12-22-4-3
2003-04	.23-47-8-4	.13-22-6-0	.10-25-2-4
2004-05	NHL	SEASON	LOCKOUT
2005-06	.22-46-14	.12-21-8	.10-25-6
2006-07	.47-24-11	.26-10-5	.21-14-6
2007-08	.47-27-8	.26-10-5	.21-17-3
2008-09	.45-28-9	.25-13-3	.20-15-6
2009-10	.47-28-7	.25-12-4	.22-16-3
2010-11	.49-25-8	.25-14-2	.24-11-6
2011-12	.51-25-6	.29-10-2	.22-16-3
2012-13	.36-12-0	.18-6-0	.18-6-0
2013-14	.51-24-7	.28-9-4	.23-15-3
TOTALS	1,476-1,351-312-93	880-545-166-36	594-807-146-56

Games could not result in a tie after the 2003-04 Season

NEW YORK ISLANDERS SEASON-BY-SEASON RECORD VS. PITTSBURGH (SINCE 1972-73)

SEASON	OVERALL, W-L-T-OTL	HOME, W-L-T-OTL	ROAD, W-L-T-OTL
1972-73	.0-4-1	.0-2-0	.0-2-1
1973-74	.1-2-2	.1-2-0	.0-0-2
1974-75	.2-2-0	.2-0-0	.0-2-0
1975-76	.2-1-1	.1-0-1	.1-1-0
1976-77	.2-2-0	.1-1-0	.1-1-0
1977-78	.2-1-1	.2-0-0	.0-1-1
1978-79	.1-0-3	.0-0-2	.1-0-1
1979-80	.0-1-3	.0-1-1	.0-0-2
1980-81	.1-2-1	.1-0-1	.0-2-0
1981-82	.6-2-0	.4-0-0	.2-2-0
1982-83	.5-2-0	.3-1-0	.2-1-0
1983-84	.6-1-0	.2-1-0	.4-0-0
1984-85	.5-2-0	.4-0-0	.1-2-0
1985-86	.5-1-1	.3-0-0	.2-1-1
1986-87	.5-0-2	.3-0-1	.2-0-1
1987-88	.2-4-1	.1-2-0	.1-2-1
1988-89	.2-4-1	.2-1-1	.0-3-0
1989-90	.3-3-1	.2-0-1	.1-3-0
1990-91	.2-5-0	.1-3-0	.1-2-0
1991-92	.1-5-1	.0-3-0	.1-2-1
1992-93	.3-4-0	.1-2-0	.2-2-0
1993-94	.2-2-0	.0-2-0	.2-0-0
1994-95	.1-3-0	.1-1-0	.0-2-0
1995-96	.1-3-0	.0-2-0	.1-1-0
1996-97	.2-2-0	.1-1-0	.1-1-0
1997-98	.2-2-0	.1-1-0	.1-1-0
1998-99	.3-2-0	.1-1-0	.2-1-0
1999-00	.1-4-0-0	.1-2-0-0	.0-2-0-0
2000-01	.3-2-0-0	.2-0-0-0	.1-2-0-0
2001-02	.2-1-1-1	.1-1-0-1	.1-0-1-0
2002-03	.4-0-0-1	.2-0-0-0	.2-0-0-1
2003-04	.3-0-2-1	.2-0-0-1	.1-0-2-0
2004-05	NHL	SEASON	LOCKOUT
2005-06	.4-3-1	.2-2-0	.2-1-1
2006-07	.4-3-1	.3-0-1	.1-3-0
2007-08	.3-5-0	.2-2-0	.1-3-0
2008-09	.1-4-1	.1-1-1	.0-3-0
2009-10	.1-3-2	.1-0-2	.0-3-0
2010-11	.2-2-2	.2-0-1	.0-2-1
2011-12	.2-3-1	.1-2-0	.1-1-1
2012-13	.1-4-0	.0-2-0	.1-2-0
2013-14	.1-2-1	.0-1-1	.1-1-0
TOTALS	.99-98-22-12	.58-40-8-8	.41-58-14-4

OPPONENTS

IN THE PAST

STANLEY CUP PLAYOFFS

MEDIA INFORMATION



TODD MCLELLAN



LOGAN COUTURE

ALL-TIME: 13-13-2**LAST REG. WIN:** 2/18/08, NYI 3 vs. SJS 2**LAST REG. LOSS:** 3/14/14, NYI 3 vs. SJS 4

Records are based on W-L-T-OT

2014-15 MEETINGS

Thu. Oct. 16, 2014	Islanders vs. Sharks	7:00 PM
Sat. Nov. 1, 2014	Islanders at Sharks	10:30 PM

2013-14 SERIES 1-1-0

HOME:	SCORE:	GOALTENDERS
3/14/14	NYI 3 SJS 4	Nabokov/Niemi
ROAD:	SCORE:	GOALTENDERS
12/10/13	NYI 3 SJS 2 (SO)	Poulin/Niemi

ALL-TIME FRANCHISE RECORDS**NEW YORK ISLANDERS HAT TRICKS (2):**

PLAYER	DATE	LOCATION
Patrick Flatley	2/1/94	vs. SJS
Zigmund Palffy	10/16/97	at SJS

NEW YORK ISLANDERS SHUTOUTS (3)

PLAYER	DATE	LOCATION
Glenn Healy	3/16/93	at SJS
Tommy Salo	12/15/98	at SJS
Garth Snow	2/19/03	at SJS

NEW YORK ISLANDERS PENALTY SHOTS (0):

PLAYER	DATE	OUTCOME
--------	------	---------

CLUB INFORMATION

Founded:	1991
Home Arena:	SAP Center at San Jose (17,562)
Address:	525 W. Santa Clara Street, San Jose, CA 95113
Phone:	408-287-7070
Fax:	408-999-5797
Web Site:	www.sharks.nhl.com
Stanley Cups:	none
General Manager:	Doug Wilson
Head Coach:	Todd McLellan
Associate Coach:	Larry Robinson
Assistant Coaches:	Jim Johnson, Jay Woodcroft
Director of Media Relations:	Scott Emmert
Media Relations Manager:	Ben Guerrero
Team Services Manager:	Ryan Stenn
2013-14 Record:	51-22-9 (111 Points)
2013-14 Finish:	2nd in Pacific, 4th in Western Conference, 5th in NHL
2014 Playoffs:	3-4, Eliminated in Western Conference Quarterfinals

BROADCAST TEAMS

Television Play-by-Play:	Randy Hahn
Television Color Analyst:	Jamie Baker
Radio Play-by-Play:	Dan Rusanowsky
Radio Color Analyst:	Bret Hedican

SAN JOSE SHARKS HAT TRICKS (0):

PLAYER	DATE	LOCATION
--------	------	----------

SAN JOSE SHARKS SHUTOUTS (2)

PLAYER	DATE	LOCATION
Evgeni Nabokov	11/11/00	vs. SJS
Evgeni Nabokov	10/7/06	at SJS

SAN JOSE SHARKS PENALTY SHOTS (0)

PLAYER	DATE	OUTCOME
--------	------	---------

NEW YORK ISLANDERS VS SAN JOSE SHARKS

SEASON-BY-SEASON RECORD VS. NHL (SINCE 1991-92)

SEASON	OVERALL, W-L-T-OTL	HOME, W-L-T-OTL	ROAD, W-L-T-OTL
1991-92	17-58-5	14-23-3	3-35-2
1992-93	11-71-2	8-33-1	3-38-1
1993-94	33-35-16	19-13-10	14-22-6
1994-95	19-25-4	10-13-1	9-12-3
1995-96	20-55-7	12-26-3	8-29-4
1996-97	27-47-8	14-23-4	13-24-4
1997-98	34-38-10	17-19-5	17-19-5
1998-99	31-33-18	17-15-9	14-18-9
1999-00	35-30-10-7	21-14-3-3	14-16-7-4
2000-01	40-27-12-3	22-14-4-1	18-13-8-2
2001-02	44-27-8-3	25-11-3-2	19-16-5-1
2002-03	28-37-9-8	17-16-5-3	11-21-4-5
2003-04	43-21-12-6	24-8-7-2	19-13-5-4
2004-05	NHL	SEASON	LOCKOUT
2005-06	44-27-11	25-9-7	19-18-4
2006-07	51-26-5	25-12-4	26-14-1
2007-08	49-23-10	22-13-6	27-10-4
2008-09	53-18-11	32-5-4	21-13-7
2009-10	51-20-11	27-6-8	24-14-3
2010-11	48-25-9	25-11-5	23-14-4
2011-12	43-29-10	26-12-3	17-17-7
2012-13	25-16-7	17-2-5	8-14-2
2013-14	51-22-9	29-7-5	22-15-4
TOTALS	797-710-121-110	448-305-58-58	349-400-63-52

Games could not result in a tie after the 2003-04 Season

NEW YORK ISLANDERS SEASON-BY-SEASON RECORD VS. SAN JOSE (SINCE 1991-92)

SEASON	OVERALL, W-L-T-OTL	HOME, W-L-T-OTL	ROAD, W-L-T-OTL
1991-92	2-1-0	2-0-0	0-1-0
1992-93	2-0-0	1-0-0	1-0-0
1993-94	1-1-0	1-0-0	0-1-0
1994-95	---	---	---
1995-96	2-0-0	1-0-0	1-0-0
1996-97	0-0-2	0-0-1	0-0-1
1997-98	1-1-0	0-1-0	1-0-0
1998-99	1-1-0	0-1-0	1-0-0
1999-00	1-1-0-0	0-1-0-0	1-0-0-0
2000-01	0-2-0-0	0-1-0-0	0-1-0-0
2001-02	0-1-1-0	0-0-1-0	0-1-0-0
2002-03	1-0-0-0	---	1-0-0-0
2003-04	0-1-0-0	---	0-1-0-0
2004-05	NHL	SEASON	LOCKOUT
2005-06	---	---	---
2006-07	0-1-0	---	0-1-0
2007-08	1-0-0	1-0-0	---
2008-09	0-1-0	---	0-1-0
2009-10	0-1-0	0-1-0	---
2010-11	0-0-1	---	0-0-1
2011-12	0-0-1	0-0-1	---
2012-13	---	---	---
2013-14	1-1-0	0-1-0	1-0-0
TOTALS	13-13-3-2	6-6-2-1	7-7-1-1

OPPONENTS

IN THE PAST

STANLEY CUP PLAYOFFS

MEDIA INFORMATION



KEN HITCHCOCK



DAVID BACKES

ALL-TIME: 48-33-20-4**LAST REG. WIN:** 3/5/11, NYI 5 vs. STL 2**LAST REG. LOSS:** 12/5/13, NYI 1 at STL 5**OVERTIME RECORD:** (W-L-T): 3-2-9**LAST OT DECISION:** 3/1/07, NYI 2 vs. STL 3**SHOOTOUT RECORD:** 0-2**LAST SHOOTOUT:** 1/25/14, NYI 3 vs. STL 4

Records are based on W-L-T-OT

2014-15 MEETINGS

Sat. Dec. 6, 2014	Islanders vs. Blues	1:00 PM
Thu. Dec. 11, 2014	Islanders at Blues	8:00 PM

2013-14 SERIES 0-1-1

HOME:	SCORE:	GOALTENDERS:
1/25/14	NYI 3 STL 4 (SO)	Poulin/Halak
ROAD:	SCORE:	GOALTENDERS:
12/5/13	NYI 1 STL 5	Nilsson/Halak

ALL-TIME FRANCHISE RECORDS**NEW YORK ISLANDERS HAT TRICKS (8):**

PLAYER	DATE	LOCATION
Ralph Stewart	12/22/73	at STL
Garry Howatt	12/20/75	at STL
Mike Bossy	12/7/78	vs. STL
Mike Bossy	11/18/80	at STL
Bryan Trottier	3/24/81	at STL
Bryan Trottier	11/26/81	vs. STL
Brent Sutter	11/29/83	at STL
Ray Ferraro	12/10/91	vs. STL

NEW YORK ISLANDERS SHUTOUTS (5)

PLAYER	DATE	LOCATION
Glenn Resch	2/25/75	vs. STL
Glenn Resch	3/9/76	vs. STL
Billy Smith	1/19/78	at STL
Billy Smith	3/1/88	vs. STL
Tommy Salo	10/17/98	at STL

NEW YORK ISLANDERS PENALTY SHOTS (0):

PLAYER	DATE	OUTCOME
--------	------	---------

CLUB INFORMATION

Founded:	1967
Home Arena:	Scottrade Center (19,150)
Address:	1401 Clark Ave at Brett Hull Way, St. Louis, MO 63103
Phone:	314-622-2500
Fax:	314-622-2533
Web Site:	www.blues.nhl.com
Stanley Cups:	none
Executive Vice President and General Manager:	Doug Armstrong
Head Coach:	Ken Hitchcock
Associate Coach:	Brad Shaw
Assistant Coaches:	Ray Bennett, Kirk Muller
Vice President of Public Relations:	Mike Caruso
Sr. Director of Media Relations:	Rich Jankowski
Assistant Director of Media Relations:	Dan O'Neill
2013-14 Record:	52-23-7 (111 Points)
2013-14 Finish:	2nd in Central, 3rd in Western Conference, 4th in NHL
2014 Playoffs:	2-4, Lost in Western Conference Quarterfinals

BROADCAST TEAMS

Television Play-by-Play:	John Kelly
Television Color Analyst:	Darren Pang, Bernie Federko
Radio Play-by-Play:	Chris Kerber
Radio Color Analyst:	Kelly Chase

ST. LOUIS BLUES HAT TRICKS (5):

PLAYER	DATE	LOCATION
Pierre Plante	12/17/74	at STL
Bernie Federko	11/29/83	at STL
Brett Hull	12/10/91	vs. STL
Brett Hull	12/21/91	at STL
Geoff Courtnall	11/11/95	vs. STL

ST. LOUIS BLUES SHUTOUTS (6)

PLAYER	DATE	LOCATION
Wayne Stephenson	11/17/73	at STL
Rick Heinz	3/8/83	at STL
Greg Millen	3/25/86	vs. STL
Greg Millen	12/1/88	at STL
Greg Millen	2/11/89	at STL
Vince Riendeau	3/28/91	at STL

ST. LOUIS BLUES PENALTY SHOTS (1)

PLAYER/GOALIE	DATE	OUTCOME
Brett Hull/Glenn Healy	12/31/92 at STL	Failed

NEW YORK ISLANDERS VS ST. LOUIS BLUES

SEASON-BY-SEASON RECORD VS. NHL (SINCE 1972-73)

SEASON	OVERALL, W-L-T-OTL	HOME, W-L-T-OTL	ROAD, W-L-T-OTL
1972-73	32-34-12	21-11-7	11-23-5
1973-74	26-40-12	16-16-7	10-24-5
1974-75	35-31-14	23-13-4	12-18-10
1975-76	29-37-14	20-12-8	9-25-6
1976-77	32-39-9	22-13-5	10-26-4
1977-78	20-47-13	12-20-8	8-27-5
1978-79	18-50-12	14-20-6	4-30-6
1979-80	34-34-12	20-13-7	14-21-5
1980-81	45-18-17	29-7-4	16-11-13
1981-82	32-40-8	22-14-4	10-26-4
1982-83	25-40-15	16-16-8	9-24-7
1983-84	32-41-7	23-14-3	9-27-4
1984-85	37-31-12	21-12-7	16-19-5
1985-86	37-34-9	23-11-6	14-23-3
1986-87	32-33-15	21-12-7	11-21-8
1987-88	34-38-8	18-17-5	16-21-3
1988-89	33-35-12	22-11-7	11-24-5
1989-90	37-34-9	20-15-5	17-19-4
1990-91	47-22-11	24-9-7	23-13-4
1991-92	36-33-11	25-12-3	11-21-8
1992-93	37-36-11	22-13-7	15-23-4
1993-94	40-33-11	23-11-8	17-22-3
1994-95	28-15-5	16-6-2	12-9-3
1995-96	32-34-16	15-17-9	17-17-7
1996-97	36-35-11	17-20-4	19-15-7
1997-98	45-29-8	26-10-5	19-19-3
1998-99	37-32-13	18-17-6	19-15-7
1999-00	51-19-11-1	24-9-7-1	27-10-4-0
2000-01	43-22-12-5	28-5-5-3	15-17-7-2
2001-02	43-27-8-4	27-12-1-1	16-15-7-3
2002-03	41-24-11-6	23-11-4-3	18-13-7-3
2003-04	39-30-11-2	23-11-7-0	16-19-4-2
2004-05	NHL	SEASON	LOCKOUT
2005-06	21-46-15	12-23-6	9-23-9
2006-07	34-35-13	16-16-9	18-19-4
2007-08	33-36-13	20-15-6	13-21-7
2008-09	41-31-10	23-13-5	18-18-5
2009-10	40-32-10	18-18-5	22-14-5
2010-11	38-33-11	23-13-5	15-20-6
2011-12	49-22-11	30-6-5	19-16-6
2012-13	29-17-2	15-8-1	14-9-1
2013-14	52-23-7	28-9-4	24-14-3
TOTALS	1,462-1,322-360-110	861-534-183-49	601-788-177-61

Games could not result in a tie after the 2003-04 Season

NEW YORK ISLANDERS SEASON-BY-SEASON RECORD VS. ST. LOUIS (SINCE 1972-73)

SEASON	OVERALL, W-L-T-OTL	HOME, W-L-T-OTL	ROAD, W-L-T-OTL
1972-73	1-3-1	1-1-1	0-2-0
1973-74	2-2-1	1-1-0	1-1-1
1974-75	2-2-1	2-0-1	0-2-0
1975-76	4-0-1	2-0-0	2-0-1
1976-77	3-1-1	3-0-0	0-1-1
1977-78	4-0-1	1-0-1	3-0-0
1978-79	3-0-2	3-0-0	0-0-2
1979-80	3-1-0	2-0-0	1-1-0
1980-81	2-0-2	0-0-2	2-0-0
1981-82	2-0-1	1-0-1	1-0-0
1982-83	2-1-0	1-0-0	1-1-0
1983-84	1-1-1	1-1-0	0-0-1
1984-85	3-0-0	1-0-0	2-0-0
1985-86	1-1-1	0-1-1	1-0-0
1986-87	1-1-1	0-0-1	1-1-0
1987-88	2-0-1	1-0-1	1-0-0
1988-89	1-2-0	1-0-0	0-2-0
1989-90	1-2-0	1-1-0	0-1-0
1990-91	0-3-0	0-1-0	0-2-0
1991-92	0-2-1	0-1-1	0-1-0
1992-93	1-2-0	0-1-0	1-1-0
1993-94	1-0-1	1-0-0	0-0-1
1994-95	---	---	---
1995-96	0-2-0	0-1-0	0-1-0
1996-97	0-1-1	0-1-0	0-0-1
1997-98	1-0-1	1-0-0	0-0-1
1998-99	1-0-1	0-0-1	1-0-0
1999-00	0-1-0-0	0-1-0-0	---
2000-01	1-0-0-0	---	1-0-0-0
2001-02	1-0-0-0	1-0-0-0	---
2002-03	1-1-0-0	0-1-0-0	1-0-0-0
2003-04	0-1-0-1	0-1-0-0	0-0-0-1
2004-05	NHL	SEASON	LOCKOUT
2005-06	1-0-0	---	1-0-0
2006-07	0-0-1	0-0-1	---
2007-08	---	---	---
2008-09	1-0-0	1-0-0	---
2009-10	0-1-1	0-0-1	0-1-0
2010-11	1-0-0	1-0-0	---
2011-12	0-1-0	---	0-1-0
2012-13	---	---	---
2013-14	0-1-1	0-0-1	0-1-0
TOTALS	48-33-20-4	27-13-11-3	21-20-9-1

OPPONENTS


IN THE PAST

STANLEY CUP PLAYOFFS

MEDIA INFORMATION



JON COOPER



STEVEN STAMKOS

ALL-TIME: 41-35-3-6**LAST REG. WIN:** 4/6/13, NYI 4 vs. TBL 2**LAST REG. LOSS:** 3/24/12, NYI 3 at TBL 4**OVERTIME RECORD:** (W-L-T): 6-7-3**LAST OT DECISION:** 12/22/10, NYI 2 vs. TBL 1**SHOOTOUT RECORD:** 1-3**LAST SHOOTOUT:** 3/27/14, NYI 2 at TBL 3

Records are based on W-L-T-OT

2014-15 MEETINGS

Sat. Nov. 15, 2014	Islanders at Lightning	7:00 PM
Tue. Nov. 18, 2014	Islanders vs. Lightning	7:00 PM
Sat. Dec. 20, 2014	Islanders vs. Lightning	7:00 PM

2013-14 SERIES 1-0-2

HOME:	SCORE:	GOALTENDERS:
12/17/13	NYI 2 TBL 3 (SO)	Nabokov/Bishop
ROAD:	SCORE:	GOALTENDERS:
1/16/14	NYI 2 TBL 1 (SO)	Poulin/Bishop
3/27/14	NYI 2 TBL 3 (SO)	Nabokov/Bishop

ALL-TIME FRANCHISE RECORDS**NEW YORK ISLANDERS HAT TRICKS (1):**

PLAYER	DATE	LOCATION
Dave Scatchard	2/11/03	vs. TBL

NEW YORK ISLANDERS SHUTOUTS (12)

PLAYER	DATE	LOCATION
Ron Hextall	4/13/94	at TBL
Tommy Salo	3/13/97	at TBL
Wade Flaherty	4/1/98	vs. TBL
Wade Flaherty	4/6/98	at TBL
Wade Flaherty	4/16/98	vs. TBL
Tommy Salo	10/14/98	at TBL
Kevin Weekes	1/22/00	vs. TBL
Chris Osgood	11/6/01	vs. TBL
Rick DiPietro	3/21/04	vs. TBL
Rick DiPietro	11/1/07	vs. TBL
Rick DiPietro	2/21/08	vs. TBL
Evgeni Nabokov	3/14/13	at TBL

NEW YORK ISLANDERS PENALTY SHOTS (2):

PLAYER/GOALIE	DATE	OUTCOME
Pierre Turgeon/Pat Jablonski	11/7/92 vs. TBL	Scored
Robert Reichel/Zac Bierk	1/14/98 at TBL	Scored

CLUB INFORMATION

Founded:	1992
Home Arena:	Amalie Arena (19,500)
Address:	401 Channelside Drive, Tampa, FL 33602
Phone:	.813-301-6500
Fax:	.813-301-1480
Web Site:	www.lightning.nhl.com
Stanley Cups:	2004
Chairman and Governor:	Jeff Vinik
Vice President and General Manager:	Steve Yzerman
Head Coach:	Jon Cooper
Associate Coach:	Rick Bowness
Assistant Coaches:	George Gwozdecky, Steve Thomas
Executive Vice President, Communications:	Bill Wickett
Media Relations Director:	Brian Breseman
Public Relations:	Trevor Van Knotsenburg
2013-14 Record:	46-27-9 (101 Points)
2013-14 Finish:	2nd in Atlantic, 3rd in Eastern Conference, 8th in NHL
2014 Playoffs:	0-4, Lost in Eastern Conference Quarterfinals

BROADCAST TEAMS

Television Play-by-Play:	Rick Peckham
Television Color Analyst:	Bobby "The Chief" Taylor
Radio Play-by-Play:	David Mishkin
Radio Color Analyst:	Phil Esposito

TAMPA BAY LIGHTNING HAT TRICKS (2):

PLAYER	DATE	LOCATION
Doug Crossman	11/7/92	vs. TBL
Vincent Lecavalier	3/11/08	at TBL

TAMPA BAY LIGHTNING SHUTOUTS (4)

PLAYER	DATE	LOCATION
Bill Ranford	12/29/98	at TBL
Kevin Weekes	3/3/01	vs. TBL
Mike McKenna	2/7/09	at TBL
Mike Smith	12/5/09	at TBL

TAMPA BAY LIGHTNING PENALTY SHOTS (3)

PLAYER/GOALIE	DATE	OUTCOME
Rob Zamuner/Tommy Salo	1/11/97 at TBL	Scored
Dan Kesa/Roberto Luongo	1/13/00 at TBL	Failed
Vincent Lecavalier/Garth Snow	1/2/06 vs. TBL	Scored

NEW YORK ISLANDERS VS TAMPA BAY LIGHTNING

SEASON-BY-SEASON RECORD VS. NHL (SINCE 1992-93)

SEASON	OVERALL, W-L-T-OTL	HOME, W-L-T-OTL	ROAD, W-L-T-OTL
1992-93	.23-54-7	12-27-3	11-27-4
1993-94	30-43-11	14-22-6	16-21-5
1994-95	17-28-3	10-14-0	7-14-3
1995-96	38-32-12	22-14-5	16-18-7
1996-97	32-40-10	15-18-8	17-22-2
1997-98	17-55-10	11-23-7	6-32-3
1998-99	19-54-9	12-25-4	7-29-5
1999-00	19-47-9-7	13-20-4-4	6-27-5-3
2000-01	24-47-6-5	17-19-3-2	7-28-3-3
2001-02	27-40-11-4	16-17-5-3	11-23-6-1
2002-03	36-25-16-5	22-9-7-3	14-16-9-2
2003-04	46-22-8-6	24-10-4-3	22-12-4-3
2004-05	NHL	SEASON	LOCKOUT
2005-06	43-33-6	25-14-2	18-19-4
2006-07	44-33-5	22-18-1	22-15-4
2007-08	31-42-9	20-18-3	11-24-6
2008-09	24-40-18	12-18-11	12-22-7
2009-10	34-36-12	21-14-6	13-22-6
2010-11	46-25-11	25-11-5	21-14-6
2011-12	38-36-8	25-14-2	13-22-6
2012-13	18-26-4	12-10-2	6-16-2
2013-14	46-27-9	25-10-6	21-17-3
TOTALS	652-785-112-109	375-345-56-53	277-440-56-56

Games could not result in a tie after the 2003-04 Season

NEW YORK ISLANDERS SEASON-BY-SEASON RECORD VS. TAMPA BAY (SINCE 1992-93)

SEASON	OVERALL, W-L-T-OTL	HOME, W-L-T-OTL	ROAD, W-L-T-OTL
1992-93	1-1-0	0-1-0	1-0-0
1993-94	4-1-0	2-0-0	2-1-0
1994-95	0-4-0	0-2-0	0-2-0
1995-96	1-4-0	1-2-0	0-2-0
1996-97	1-4-1	0-3-0	1-1-1
1997-98	5-0-0	2-0-0	3-0-0
1998-99	1-2-1	0-1-1	1-1-0
1999-00	2-2-0-0	2-0-0-0	0-2-0-0
2000-01	1-1-1-1	1-1-0-0	0-0-1-1
2001-02	4-0-0-0	2-0-0-0	2-0-0-0
2002-03	2-2-0-0	1-1-0-0	1-1-0-0
2003-04	3-1-0-0	2-0-0-0	1-1-0-0
2004-05	NHL	SEASON	LOCKOUT
2005-06	0-3-1	0-1-1	0-2-0
2006-07	0-2-2	0-2-0	0-0-2
2007-08	3-1-0	2-0-0	1-1-0
2008-09	3-1-0	2-0-0	1-1-0
2009-10	1-3-0	1-1-0	0-2-0
2010-11	3-1-0	1-1-0	2-0-0
2011-12	2-2-0	2-0-0	0-2-0
2012-13	3-0-0	2-0-0	1-0-0
2013-14	1-0-2	0-0-1	1-0-1
TOTALS	41-35-3-6	23-16-1-2	18-19-2-4

OPPONENTS

IN THE PAST

STANLEY CUP PLAYOFFS

MEDIA INFORMATION



RANDY CARLYLE



DION PHANEUF

ALL-TIME: 70-59-7-6

LAST REG. WIN: 1/7/14, NYI 5 at TOR 3

LAST REG. LOSS: 11/19/13, NYI 2 at TOR 5

OVERTIME RECORD: (W-L-T): 5-7-2

LAST OT DECISION: 2/27/14, NYI 5 vs. TOR 4

SHOOTOUT RECORD: 3-1

LAST SHOOTOUT: 2/26/09, NYI 4 vs. TOR 5

Records are based on W-L-T-OT

2014-15 MEETINGS

Tue. Oct. 21, 2014	Islanders vs. Maple Leafs	7:00 PM
Thu. Feb. 12, 2015	Islanders vs. Maple Leafs	7:00 PM
Mon. Mar. 9, 2015	Islanders at Maple Leafs	7:30 PM

2013-14 SERIES 2-1-0

HOME:	SCORE:	GOALTENDERS:
2/27/14	NYI 5 TOR 4 (OT)	Nabokov/Bernier
ROAD:	SCORE:	GOALTENDERS:
11/19/13	NYI 2 TOR 5	Poulin/Bernier
1/7/14	NYI 5 TOR 3	Poulin/Bernier

ALL-TIME FRANCHISE RECORDS**NEW YORK ISLANDERS HAT TRICKS (8):**

PLAYER	DATE	LOCATION
Denis Potvin	10/14/78	at TOR
Bryan Trottier	3/15/79	vs. TOR
John Tonelli (5)	1/6/81	vs. TOR
Mike Bossy	3/4/82	vs. TOR
Denis Potvin	3/4/82	vs. TOR
Pat LaFontaine	3/3/84	at TOR
Patrick Flatley (4)	11/6/85	at TOR
Mike Bossy	3/20/86	at TOR

NEW YORK ISLANDERS SHUTOUTS (2)

PLAYER	DATE	LOCATION
Billy Smith	11/22/74	vs. TOR
Tommy Salo	10/4/97	vs. TOR

NEW YORK ISLANDERS PENALTY SHOTS (4):

PLAYER/GOALIE	DATE	OUTCOME
Brad Isbister/Glenn Healy	10/11/00 at TOR	Failed
Sean Bergenheim/Vesa Toskala	2/26/09 vs. TOR	Failed
Matt Martin/James Reimer	3/8/11 vs. TOR	Failed
Michael Grabner/James Reimer	2/28/13 vs. TOR	Failed

CLUB INFORMATION

Founded: 1917
 Home Arena: Air Canada Centre (18,819)
 Address: 40 Bay Street, Suite 400, Toronto, ON M5J 2X2
 Phone: 416-815-5700
 Fax: 416-359-9331
 Web Site: www.mapleleafs.nhl.com
 Stanley Cups: 13 (1918, '22, '32, '42, '45, '47, '48, '49, '51, '62, '63, '64, '67)
 President & Alternate Governor: Brendan Shanahan
 General Manager: Dave Nonis
 Head Coach: Randy Carlyle
 Assistant Coaches: Peter Horachek, Steve Spott, Chris Dennis
 Director of Media Relations: Pat Park
 Manager Media Relations: Craig Downey
 Coordinator, Media Relations: Aaron Gogishvili
 2013-14 Record: 38-36-8 (84 Points)
 2013-14 Finish: 6th in Atlantic, 12th in Eastern Conference, 23rd in NHL
 2014 Playoffs: Did not qualify

BROADCAST TEAMS

Television Play-by-Play: Gord Miller/Chris Cuthbert
 Television Color Analyst: Ray Ferraro
 Radio Play-by-Play: Joe Bowen
 Radio Analyst: Jim Ralph

TORONTO MAPLE LEAFS HAT TRICKS (3):

PLAYER	DATE	LOCATION
Paul Henderson	2/28/74	vs. TOR
Darryl Sittler	10/14/78	at TOR
Nazem Kadri	2/28/13	vs. TOR

TORONTO MAPLE LEAFS SHUTOUTS (3)

PLAYER	DATE	LOCATION
Marcel Cousineau	12/30/96	at TOR
Ed Belfour	1/20/04	at TOR
Jonas Gustavsson	1/23/12	at TOR

TORONTO MAPLE LEAFS PENALTY SHOTS (1)

PLAYER/GOALIE	DATE	OUTCOME
Mats Sundin/Garth Snow	2/25/03 at TOR	Failed

NEW YORK ISLANDERS VS TORONTO MAPLE LEAFS

SEASON-BY-SEASON RECORD VS. NHL (SINCE 1972-73)

SEASON	OVERALL, W-L-T-OTL	HOME, W-L-T-OTL	ROAD, W-L-T-OTL
1972-73	.27-41-10	.20-12-7	.7-29-3
1973-74	.35-27-16	.21-11-7	.14-16-9
1974-75	.31-33-16	.19-12-9	.12-21-7
1975-76	.34-31-15	.23-12-5	.11-19-10
1976-77	.33-32-15	.18-13-9	.15-19-6
1977-78	.41-29-10	.21-13-6	.20-16-4
1978-79	.34-33-13	.20-12-8	.14-21-5
1979-80	.35-40-5	.17-19-4	.18-21-1
1980-81	.28-37-15	.14-21-5	.14-16-10
1981-82	.20-44-16	.12-20-8	.8-24-8
1982-83	.28-40-12	.20-15-5	.8-25-7
1983-84	.26-45-9	.17-16-7	.9-29-2
1984-85	.20-52-8	.10-28-2	.10-24-6
1985-86	.25-48-7	.16-21-3	.9-27-4
1986-87	.32-42-6	.22-14-4	.10-28-2
1987-88	.21-49-10	.14-20-6	.7-29-4
1988-89	.28-46-6	.15-20-5	.13-26-1
1989-90	.38-38-4	.24-14-2	.14-24-2
1990-91	.23-46-11	.15-21-4	.8-25-7
1991-92	.30-43-7	.21-16-3	.9-27-4
1992-93	.44-29-11	.25-11-6	.19-18-5
1993-94	.43-29-12	.23-15-4	.20-14-8
1994-95	.21-19-8	.15-7-2	.6-12-6
1995-96	.34-36-12	.19-15-7	.15-21-5
1996-97	.30-44-8	.18-20-3	.12-24-5
1997-98	.30-43-9	.16-20-5	.14-23-4
1998-99	.45-30-7	.23-13-5	.22-17-2
1999-00	.45-27-7-3	.24-12-5-0	.21-15-2-3
2000-01	.37-29-11-5	.19-11-7-4	.18-18-4-1
2001-02	.43-25-10-4	.24-11-6-0	.19-14-4-4
2002-03	.44-28-7-3	.24-13-4-0	.20-15-3-3
2003-04	.45-24-10-3	.22-14-3-2	.23-10-7-1
2004-05	NHL	SEASON	LOCKOUT
2005-06	.41-33-8	.26-12-3	.15-21-5
2006-07	.40-31-11	.21-15-5	.19-16-6
2007-08	.36-35-11	.18-17-6	.18-18-5
2008-09	.34-35-13	.16-16-9	.18-19-4
2009-10	.30-38-14	.18-17-6	.12-21-8
2010-11	.37-34-11	.18-15-8	.19-19-3
2011-12	.35-37-10	.18-16-7	.17-21-3
2012-13	.26-17-5	.13-9-2	.13-8-3
2013-14	.38-36-8	.24-16-1	.14-20-7
TOTALS	1,367-1,455-323-109	783-625-166-53	584-830-157-56

Games could not result in a tie after the 2003-04 Season

NEW YORK ISLANDERS SEASON-BY-SEASON RECORD VS. TORONTO (SINCE 1972-73)


SEASON	OVERALL, W-L-T-OTL	HOME, W-L-T-OTL	ROAD, W-L-T-OTL
1972-73	.1-4-0	.1-1-0	.0-3-0
1973-74	.0-4-2	.0-2-1	.0-2-1
1974-75	.2-2-1	.2-0-1	.0-2-0
1975-76	.3-1-1	.1-1-0	.2-0-1
1976-77	.1-2-1	.0-2-0	.1-0-1
1977-78	.3-1-0	.2-0-0	.1-1-0
1978-79	.3-1-0	.2-0-0	.1-1-0
1979-80	.3-1-0	.1-1-0	.2-0-0
1980-81	.3-1-0	.1-1-0	.2-0-0
1981-82	.3-0-0	.1-0-0	.2-0-0
1982-83	.2-1-0	.2-0-0	.0-1-0
1983-84	.2-1-0	.1-0-0	.1-1-0
1984-85	.2-1-0	.2-0-0	.0-1-0
1985-86	.3-0-0	.1-0-0	.2-0-0
1986-87	.2-1-0	.2-0-0	.0-1-0
1987-88	.0-3-0	.0-1-0	.0-2-0
1988-89	.1-2-0	.0-2-0	.1-0-0
1989-90	.3-0-0	.1-0-0	.2-0-0
1990-91	.1-1-1	.1-0-1	.0-1-0
1991-92	.2-1-0	.0-1-0	.2-0-0
1992-93	.1-1-0	.0-1-0	.1-0-0
1993-94	.1-1-0	.1-0-0	.0-1-0
1994-95	---	---	---
1995-96	.1-1-0	.1-0-0	.0-1-0
1996-97	.0-2-0	.0-1-0	.0-1-0
1997-98	.1-1-0	.1-0-0	.0-1-0
1998-99	.1-3-0	.0-2-0	.1-1-0
1999-00	.1-3-0-0	.0-2-0-0	.1-1-0-0
2000-01	.1-3-0-0	.1-1-0-0	.0-2-0-0
2001-02	.3-0-0-1	.2-0-0-0	.1-0-0-1
2002-03	.1-2-1-0	.1-1-0-0	.0-1-1-0
2003-04	.2-2-0-0	.2-0-0-0	.0-2-0-0
2004-05	NHL	SEASON	LOCKOUT
2005-06	.1-2-1	.1-0-1	.0-2-0
2006-07	.3-1-0	.2-0-0	.1-1-0
2007-08	.2-2-0	.1-1-0	.1-1-0
2008-09	.1-1-2	.1-0-1	.0-1-1
2009-10	.3-1-0	.2-0-0	.1-1-0
2010-11	.2-2-0	.1-1-0	.1-1-0
2011-12	.1-2-1	.0-1-1	.1-1-0
2012-13	.2-0-1	.0-0-1	.2-0-0
2013-14	.2-1-0	.1-0-0	.1-1-0
TOTALS	70-59-7-6	39-23-3-4	31-36-4-2

OPPONENTS


IN THE PAST

STANLEY CUP PLAYOFFS

MEDIA INFORMATION



WILLIE DESJARDINS



HENRIK SEDIN

ALL-TIME: 50-36-13-3**LAST REG. WIN:** 3/10/14, NYI 7 at VAN 4**LAST REG. LOSS:** 11/13/11, NYI 1 at VAN 4**OVERTIME RECORD:** (W-L-T): 3-3-4**LAST OT DECISION:** 10/22/13, NYI 4 vs. VAN 5**SHOOT OUT RECORD:** 1-2**LAST SHOOTOUT:** 1/11/11, NYI 3 vs. VAN 4

Records are based on W-L-T-OT

2013-14 MEETINGS

Tue. Jan. 6, 2015	Islanders at Canucks	10:00 PM
Sun. Feb. 22, 2015	Islanders vs. Canucks	6:00 PM

2013-14 SERIES 1-0-1

HOME:	SCORE:	GOALTENDERS:
10/22/13	NYI 4 VAN 5 (OT)	Nabokov/Luongo
HOME:	SCORE:	GOALTENDERS:
3/10/14	NYI 7 VAN 4	Nabokov/Lack

ALL-TIME FRANCHISE RECORDS**NEW YORK ISLANDERS HAT TRICKS (5):**

PLAYER	DATE	LOCATION
Bob Cook	3/3/73	vs. VAN
Clark Gillies	11/19/76	at VAN
Mike Bossy	1/2/79	vs. VAN
Brent Sutter	10/23/84	vs. VAN
Pierre Turgeon	3/9/94	at VAN

NEW YORK ISLANDERS SHUTOUTS (4)

PLAYER	DATE	LOCATION
Glenn Resch	1/2/79	vs. VAN
Glenn Resch	1/8/80	vs. VAN
Billy Smith	2/11/86	vs. VAN
Glenn Healy	1/16/90	vs. VAN

NEW YORK ISLANDERS PENALTY SHOTS (0):

PLAYER	DATE	OUTCOME
--------	------	---------

CLUB INFORMATION

Founded:	1970
Home Arena:	Rogers Arena (18,910)
Address:	800 Griffiths Way, Vancouver, BC V6B 6G1
Phone:	.604-899-4600
Fax:	.604-899-7401
Web Site:	www.canucks.nhl.com
Stanley Cups:	none
Chairman & Governor:	Francesco Aquilini
President Hockey Operations:	Trevor Linden
General Manager:	Jim Benning
Head Coach:	Willie Desjardins
Assistant Coaches:	Glen Gulutzan, Doug Lidster
Director, Media Relations & Team Operations:	Ben Brown
2013-14 Record:	36-35-11 (83 Points)
2013-14 Finish:	5th in Pacific, 12th in Western Conference, 25th in NHL
2014 Playoffs:	Did not qualify

BROADCAST TEAMS

Television Play-by-Play:	John Shorthouse
Television Color Analyst:	John Garrett
Radio Play-by-Play:	Jon Abbott
Radio Color Analyst:	Dave Tomlinson

CANUCKS HAT TRICKS (3):

PLAYER	DATE	LOCATION
Bobby Schumatz (4)	12/30/72	at VAN
John Gould	2/21/75	vs. VAN
Todd Bertuzzi	1/14/06	vs. VAN

CANUCKS SHUTOUTS (2)

PLAYER	DATE	LOCATION
Gary Smith	11/30/74	at VAN
Kirk McLean	11/10/91	at VAN

CANUCKS PENALTY SHOTS (3)

PLAYER/GOALIE	DATE	OUTCOME
Ron Sedlbauer/Billy Smith	11/19/77 vs. VAN	Failed
Ron Sedlbauer/Glenn Resch	3/7/78 vs. VAN	Failed
Markus Naslund/Chris Osgood	3/21/02 vs. VAN	Failed

NEW YORK ISLANDERS VS VANCOUVER CANUCKS

SEASON-BY-SEASON RECORD VS. NHL (SINCE 1973)

SEASON	OVERALL, W-L-T-OTL	HOME, W-L-T-OTL	ROAD, W-L-T-OTL
1972-73	22-47-9	17-18-4	5-29-5
1973-74	24-43-11	14-18-7	10-25-4
1974-75	38-32-10	23-12-5	15-20-5
1975-76	33-32-15	22-11-7	11-21-8
1976-77	25-42-13	13-21-6	12-21-7
1977-78	20-43-17	13-15-12	7-28-5
1978-79	25-42-13	15-18-7	10-24-6
1979-80	27-37-16	14-17-9	13-20-7
1980-81	28-32-20	17-12-11	11-20-9
1981-82	30-33-17	20-8-12	10-25-5
1982-83	30-35-15	20-12-8	10-23-7
1983-84	32-39-9	20-16-4	12-23-5
1984-85	25-46-9	15-21-4	10-25-5
1985-86	23-44-13	17-18-5	6-26-8
1986-87	29-43-8	17-19-4	12-24-4
1987-88	25-46-9	15-20-5	10-26-4
1988-89	33-39-8	19-15-6	14-24-2
1989-90	25-41-14	13-16-11	12-25-3
1990-91	28-43-9	18-17-5	10-26-4
1991-92	42-26-12	23-10-7	19-16-5
1992-93	46-29-9	27-11-4	19-18-5
1993-94	41-40-3	20-19-3	21-21-0
1994-95	18-18-12	10-8-6	8-10-6
1995-96	32-35-15	15-19-7	17-16-8
1996-97	35-40-7	20-17-4	15-23-3
1997-98	25-43-14	15-22-4	10-21-10
1998-99	23-47-12	14-21-6	9-26-6
1999-00	30-29-15-8	16-14-5-6	14-15-10-2
2000-01	36-28-11-7	21-12-5-3	15-16-6-4
2001-02	42-30-7-3	23-11-5-2	19-19-2-1
2002-03	45-23-13-1	22-13-6-0	23-10-7-1
2003-04	43-24-10-5	21-13-7-0	22-11-3-5
2004-05	NHL	SEASON	LOCKOUT
2005-06	42-32-8	25-10-6	17-22-2
2006-07	49-26-7	26-11-4	23-15-3
2007-08	39-33-10	21-15-5	18-18-5
2008-09	45-27-10	24-12-5	21-15-5
2009-10	49-28-5	30-8-3	19-20-2
2010-11	54-19-9	27-9-5	27-10-4
2011-12	51-22-9	27-10-4	24-12-5
2012-13	26-15-7	15-6-3	11-9-4
2013-14	36-35-11	20-15-6	16-20-5
TOTALS	1,371-1,408-375-100	784-590-201-52	587-818-174-48

Games could not result in a tie after the 2003-04 Season

NEW YORK ISLANDERS SEASON-BY-SEASON RECORD VS. VANCOUVER (SINCE 1973)

SEASON	OVERALL, W-L-T-OTL	HOME, W-L-T-OTL	ROAD, W-L-T-OTL
1972-73	1-3-1	1-0-1	0-3-0
1973-74	2-1-3	1-0-2	1-1-1
1974-75	1-2-2	0-1-2	1-1-0
1975-76	0-3-2	0-0-2	0-3-0
1976-77	4-1-0	1-1-0	3-0-0
1977-78	5-0-0	3-0-0	2-0-0
1978-79	4-0-0	2-0-0	2-0-0
1979-80	1-2-1	1-1-0	0-1-1
1980-81	3-1-0	1-1-0	2-0-0
1981-82	2-1-0	2-0-0	0-1-0
1982-83	2-1-0	1-0-0	1-1-0
1983-84	3-0-0	2-0-0	1-0-0
1984-85	2-1-0	1-0-0	1-1-0
1985-86	1-1-1	1-0-1	0-1-0
1986-87	1-2-0	0-1-0	1-1-0
1987-88	3-0-0	2-0-0	1-0-0
1988-89	2-1-0	1-0-0	1-1-0
1989-90	2-1-0	1-1-0	1-0-0
1990-91	0-2-1	0-1-0	0-1-1
1991-92	2-1-0	1-0-0	1-1-0
1992-93	1-1-0	0-1-0	1-0-0
1993-94	0-2-0	0-1-0	0-1-0
1994-95	---	---	---
1995-96	0-2-0	0-1-0	0-1-0
1996-97	1-1-0	1-0-0	0-1-0
1997-98	0-2-0	0-1-0	0-1-0
1998-99	1-0-1	0-0-1	1-0-0
1999-00	0-0-1-0	0-0-1-0	---
2000-01	0-1-0-0	---	0-1-0-0
2001-02	1-0-0-0	1-0-0-0	---
2002-03	1-1-0-0	1-0-0-0	0-1-0-0
2003-04	1-0-0-0	1-0-0-0	---
2004-05	NHL	SEASON	LOCKOUT
2005-06	0-1-0	0-1-0	---
2006-07	---	---	---
2007-08	0-0-1	---	0-0-1
2008-09	1-0-0	1-0-0	---
2009-10	1-0-0	---	1-0-0
2010-11	0-0-1	0-0-1	---
2011-12	0-1-0	---	0-1-0
2012-13	---	---	---
2013-14	1-0-1	0-0-1	1-0-0
TOTALS	50-36-13-3	27-12-10-2	23-24-3-1

OPPONENTS


IN THE PAST

STANLEY CUP PLAYOFFS

MEDIA INFORMATION



BARRY TROTZ



ALEX OVECHKIN

ALL-TIME: 87-85-13-12

LAST REG. WIN: 2/4/14, NYI 1 at WSH 0

LAST REG. LOSS: 11/5/13, NYI 2 at WSH 6

Records are based on W-L-T-OT

2014-15 MEETINGS

Wed. Nov. 26, 2014	Islanders vs. Capitals	7:00 PM
Fri. Nov. 28, 2014	Islanders at Capitals	5:00 PM
Mon. Dec. 29, 2014	Islanders vs. Capitals	7:00 PM
Sat. Feb. 21, 2015	Islanders at Capitals	12:30 PM

2013-14 SERIES 1-1-2

HOME:	SCORE:	GOALTENDERS
11/30/13	NYI 2 WSH 3 (OT)	Nilsson/Holtby
4/5/14	NYI 3 WSH 4 (SO)	Nabokov/Holtby
ROAD:	SCORE:	GOALTENDERS
11/5/13	NYI 2 WSH 6	Nabokov/Holtby
2/4/14	NYI 1 WSH 0	Nabokov/Neuvirth

ALL-TIME FRANCHISE RECORDS

NEW YORK ISLANDERS HAT TRICKS (16):

PLAYER	DATE	LOCATION
Mike Bossy	2/4/78	vs. WSH
Denis Potvin	1/16/79	vs. WSH
Mike Bossy	1/17/81	vs. WSH
Brent Sutter	2/2/82	vs. WSH
Mike Bossy (4)	3/23/82	vs. WSH
Bryan Trottier	10/21/82	vs. WSH
Mike Bossy	2/10/83	vs. WSH
Bryan Trottier	1/24/86	at WSH
Pat LaFontaine	11/10/87	vs. WSH
Mikko Makela	12/4/87	at WSH
Mick Vukota	10/20/89	at WSH
Pierre Turgeon	11/30/91	vs. WSH
Derek King	1/1/92	at WSH
Travis Green	11/30/93	vs. WSH
Mariusz Czerkawski	11/27/01	vs. WSH
Bill Guerin	10/18/07	at WSH

NEW YORK ISLANDERS SHUTOUTS (13)

PLAYER	DATE	LOCATION
Billy Smith	10/20/74	at WSH
Glenn Resch	12/29/74	at WSH
Glenn Resch	2/22/76	at WSH
Glenn Resch	11/13/77	at WSH
Glenn Resch	1/14/78	at WSH
Ron Hextall	2/21/94	vs. WSH
Tommy Salo	11/29/96	at WSH
Tommy Salo	12/7/96	vs. WSH
Tommy Salo	3/2/97	at WSH
Rick DiPietro	3/23/04	vs. WSH
Rick DiPietro	4/8/06	vs. WSH
Evgeni Nabokov	1/17/12	at WSH
Evgeni Nabokov	2/4/14	at WSH

NEW YORK ISLANDERS PENALTY SHOTS (3):

PLAYER/GOALIE	DATE	OUTCOME
Clark Gillies/Bernie Wolfe	11/13/77 at WSH	Scored
Brent Sutter/Bob Mason	12/26/86 at WSH	Failed
Mariusz Czerkawski/Rick Tabaracci	12/4/98 at WSH	Failed

CLUB INFORMATION

Founded: 1974
 Home Arena: Verizon Center (18,506)
 Address: 627 N. Glebe Road, Suite 850, Arlington, VA 22203
 Phone: 202-266-2200
 Fax: 202-266-2360
 Web Site: www.capitals.nhl.com
 Stanley Cups: none
 Majority Owner, Chairman and CEO: Ted Leonsis
 Senior Vice President and General Manager: Brian MacLellan
 Head Coach: Barry Trotz
 Assistant Coaches: Blaine Forsythe, Lane Lambert, Todd Reirden
 Senior Director of Communications: Sergey Kocharov
 2013-14 Record: 38-30-14 (90 Points)
 2013-14 Finish: 5th in Metropolitan, 9th in Eastern Conference, 10th in NHL
 2014 Playoffs: Did not qualify

BROADCAST TEAMS

Television Play-by-Play: Joe Beninati
 Television Color Analyst: Craig Laughlin
 Radio Play-by-Play: John Walton
 Radio Color Analyst: Ken Sabourin

WASHINGTON CAPITALS HAT TRICKS (5):

PLAYER	DATE	LOCATION
Ken Houston	10/21/82	vs. WSH
Bengt Gustafsson	12/23/83	at WSH
Peter Bondra (4)	2/3/96	at WSH
Peter Bondra	3/26/96	vs. WSH
Adam Oates	10/8/97	vs. WSH

WASHINGTON CAPITALS SHUTOUTS (6)

PLAYER	DATE	LOCATION
Clint Malarchuk	2/27/88	vs. WSH
Mike Liut	3/20/90	at WSH
Don Beaupre	1/14/93	vs. WSH
Olaf Kolzig	4/13/98	vs. WSH
Olaf Kolzig	11/24/00	at WSH
Olaf Kolzig	2/7/03	at WSH

WASHINGTON CAPITALS PENALTY SHOTS (2)

PLAYER/GOALIE	DATE	OUTCOME
Hartland Monahan/Glenn Resch	1/16/77 at WSH	Scored
Michael Nylander/Rick DiPietro	12/21/02 vs. WSH	Failed

NEW YORK ISLANDERS VS WASHINGTON CAPITALS

SEASON-BY-SEASON RECORD VS. NHL (SINCE 1974-75)

SEASON	OVERALL, W-L-T-OTL	HOME, W-L-T-OTL	ROAD, W-L-T-OTL
1974-75	8-67-5	7-28-5	1-39-0
1975-76	11-59-10	6-26-8	5-33-2
1976-77	24-42-14	17-15-8	7-27-6
1977-78	17-49-14	10-23-7	7-26-7
1978-79	24-41-15	15-19-6	9-22-9
1979-80	27-40-13	20-14-6	7-26-7
1980-81	26-36-18	16-17-7	10-19-11
1981-82	26-41-13	16-16-8	10-25-5
1982-83	39-25-16	22-12-6	17-13-10
1983-84	48-27-5	26-11-3	22-16-2
1984-85	46-25-9	27-11-2	19-14-7
1985-86	50-23-7	30-8-2	20-15-5
1986-87	38-32-10	22-15-3	16-17-7
1987-88	38-33-9	22-14-4	16-19-5
1988-89	41-29-10	25-12-3	16-17-7
1989-90	36-38-6	19-18-3	17-20-3
1990-91	37-36-7	21-14-5	16-22-2
1991-92	45-27-8	25-12-3	20-15-5
1992-93	43-34-7	21-15-6	22-19-1
1993-94	39-35-10	17-16-9	22-19-1
1994-95	22-18-8	15-6-3	7-12-5
1995-96	39-32-11	21-15-5	18-17-6
1996-97	33-40-9	19-17-5	14-23-4
1997-98	40-30-12	23-12-6	17-18-6
1998-99	31-45-6	16-23-2	15-22-4
1999-00	44-24-12-2	26-5-8-2	18-19-4-0
2000-01	41-27-10-4	24-9-6-2	17-18-4-2
2001-02	36-33-11-2	21-12-6-2	15-21-5-0
2002-03	39-29-8-6	24-13-2-2	15-16-6-4
2003-04	23-46-10-3	13-20-6-2	10-26-4-1
2004-05	NHL	SEASON	LOCKOUT
2005-06	29-41-12	16-18-7	13-23-5
2006-07	28-40-14	17-17-7	11-23-7
2007-08	43-31-8	23-15-3	20-16-5
2008-09	50-24-8	29-9-3	21-15-5
2009-10	54-15-13	30-5-6	24-10-7
2010-11	48-23-11	25-8-8	23-15-3
2011-12	42-32-8	26-11-4	16-21-4
2012-13	27-18-3	15-8-1	12-10-2
2013-14	38-30-14	21-13-7	17-17-7
TOTALS	1,370-1,317-303-108	828-552-153-56	582-767-150-52

Games could not result in a tie after the 2003-04 Season

ISLANDERS SEASON-BY-SEASON RECORD VS. WASHINGTON (SINCE 1974-75)

SEASON	OVERALL, W-L-T-OTL	HOME, W-L-T-OTL	ROAD, W-L-T-OTL
1974-75	4-0-0	2-0-0	2-0-0
1975-76	4-0-0	2-0-0	2-0-0
1976-77	1-0-3	1-0-1	0-0-2
1977-78	4-0-0	2-0-0	2-0-0
1978-79	3-1-0	2-0-0	1-1-0
1979-80	2-2-0	2-0-0	0-2-0
1980-81	4-0-0	2-0-0	2-0-0
1981-82	7-0-1	4-0-0	3-0-1
1982-83	4-2-1	3-1-0	1-1-1
1983-84	4-3-0	2-1-0	2-2-0
1984-85	3-4-0	2-2-0	1-2-0
1985-86	3-4-0	1-2-0	2-2-0
1986-87	2-3-2	2-2-0	0-1-2
1987-88	4-2-1	2-1-0	2-1-1
1988-89	3-4-0	3-1-0	0-3-0
1989-90	4-3-0	2-1-0	2-2-0
1990-91	0-7-0	0-4-0	0-3-0
1991-92	2-4-1	1-2-0	1-2-1
1992-93	3-4-0	0-4-0	3-0-0
1993-94	3-1-1	2-0-0	1-1-1
1994-95	0-4-0	0-2-0	0-2-0
1995-96	1-4-0	1-2-0	0-2-0
1996-97	4-1-0	2-0-0	2-1-0
1997-98	0-5-1	0-3-0	0-2-1
1998-99	0-4-0	0-2-0	0-2-0
1999-00	0-4-0-0	0-2-0-0	0-2-0-0
2000-01	0-3-1-0	0-2-0-0	0-1-1-0
2001-02	1-2-1-0	1-0-1-0	0-2-0-0
2002-03	0-3-0-1	0-2-0-0	0-1-0-1
2003-04	2-2-0-0	1-1-0-0	1-1-0-0
2004-05	NHL	SEASON	LOCKOUT
2005-06	3-1-0	2-0-0	1-1-0
2006-07	3-0-1	2-0-0	1-0-1
2007-08	3-1-0	1-1-0	2-0-0
2008-09	0-2-2	0-0-2	0-2-0
2009-10	1-1-2	0-1-1	1-0-1
2010-11	0-3-1	0-2-0	0-1-1
2011-12	2-0-2	1-0-1	1-0-1
2012-13	2-0-1	1-0-0	1-0-1
2013-14	1-1-2	0-0-2	1-1-0
TOTALS	87-85-13-12	49-41-2-6	38-44-11-6

OPPONENTS


IN THE PAST

STANLEY CUP PLAYOFFS

MEDIA INFORMATION



PAUL MAURICE



ANDREW LADD

ALL-TIME: 29-18-2-4**LAST REG. WIN:** 4/2/13, NYI 5 vs. WPG 2**LAST REG. LOSS:** 11/27/13, NYI 2 vs. WPG 3**OVERTIME RECORD:** (W-L-T): 2-3-2**LAST OT DECISION:** 3/4/14, NYI 3 at WPG 2**SHOOTOUT RECORD:** 3-1**LAST SHOOTOUT:** 4/20/13, NYI 5 at WPG 4

Records are based on W-L-T-OT

2014-15 MEETINGS

Tue. Oct. 28, 2014	Islanders vs. Jets	7:00 PM
Wed. Dec. 31, 2014	Islanders at Jets	5:00 PM

2013-14 SERIES 1-1-0

HOME:	SCORE:	GOALTENDERS:
11/27/13	NYI 2 WPG 3	Poulin/Montoya
ROAD:	SCORE:	GOALTENDERS:
3/4/14	NYI 3 WPG 2 (OT)	Nilsson/Pavelec

ALL-TIME FRANCHISE RECORDS**NEW YORK ISLANDERS HAT TRICKS (2):**

PLAYER	DATE	LOCATION
Jason Blake	1/11/03	vs. ATL
Matt Moulson	12/3/09	at ATL

NEW YORK ISLANDERS SHUTOUTS (3)

PLAYER	DATE	LOCATION
Garth Snow	12/13/03	vs. ATL
Rick DiPietro	1/24/04	at ATL
Rick DiPietro	12/16/06	vs. ATL

NEW YORK ISLANDERS PENALTY SHOTS (3):

PLAYER/GOALIE	DATE	OUTCOME
Brad Isbister/Damian Rhodes	3/16/00 at ATL	Failed
Jason Blake/Pasi Nurminen	1/24/04 at ATL	Failed
Michael Grabner/Chris Mason	4/5/12 vs. WPG	Scored

CLUB INFORMATION

Founded:	1999 (Atlanta), 2011 (Winnipeg)
Home Arena:	MTS Centre (15,004)
Address:	345 Graham Ave, Winnipeg, Manitoba, R3C 5S6
Phone:	204-987-7825
Fax:	204-926-5555
Web Site:	www.jets.nhl.com
Stanley Cups:	none
Chairman:	Mark Chipman
President and CEO:	Jim Ludlow
General Manager:	Kevin Cheveldayoff
Assistant General Manager:	Larry Simmons
Head Coach:	Paul Maurice
Assistant Coaches:	Charlie Huddy, Pascal Vincent
Goaltending Coach:	Wade Flaherty
Senior Director, Corporate Communications:	Scott Brown
Communications Coordinator:	Kalen Qually
2013-14 Record:	37-35-10 (84 Points)
2013-14 Finish:	7th in Central, 11th in Western Conference, 22nd in NHL
2014 Playoffs:	Did not qualify

BROADCAST TEAMS

Television Play-by-Play:	Denis Beyak
Television Color Analyst:	Shane Hnidy/Brian Engblom
Radio Play-by-Play:	Paul Edmonds
Radio Color Analyst:	Brian Munz

JETS HAT TRICKS (1):

PLAYER	DATE	LOCATION
Donald Audette	12/9/00	at ATL

JETS SHUTOUTS (3)

PLAYER	DATE	LOCATION
Damian Rhodes	10/14/99	vs. ATL
Kari Lehtonen	12/1/07	vs. ATL
Ondrej Pavelec	11/3/11	vs. WPG

JETS PENALTY SHOTS (5):

PLAYER/GOALIE	DATE	OUTCOME
Patrick Stefan/Rick DiPietro	10/25/05 vs. ATL	Failed
Marian Hossa/Mike Dunham	2/1/07 at ATL	Failed
Eric Perrin/Rick DiPietro	2/28/08 at ATL	Scored
Evander Kane/Rick DiPietro	12/11/10 vs. ATL	Failed
Evander Kane/Rick DiPietro	11/3/11 vs. WPG	Failed

NEW YORK ISLANDERS VS WINNIPEG JETS

SEASON-BY-SEASON RECORD VS. NHL (SINCE 1999-00)

SEASON	OVERALL, W-L-T-OTL	HOME, W-L-T-OTL	ROAD, W-L-T-OTL
1999-00	14-57-7-4	9-26-3-3	5-31-4-1
2000-01	23-45-12-2	10-23-6-2	13-22-6-0
2001-02	19-47-11-5	11-21-9-0	8-26-2-5
2002-03	31-39-7-5	15-19-4-3	16-20-3-2
2003-04	33-37-8-4	18-17-4-2	15-20-4-2
2004-05	NHL	SEASON	LOCKOUT
2005-06	41-33-8	24-13-4	17-20-4
2006-07	43-28-11	23-12-6	20-16-5
2007-08	34-40-8	19-19-3	15-21-5
2008-09	35-41-6	18-21-2	17-20-4
2009-10	35-34-13	19-16-6	16-18-7
2010-11	34-36-12	17-17-7	17-19-5
2011-12	37-35-10	23-13-5	14-22-5
2012-13	24-21-3	13-10-1	11-11-2
2013-14	37-35-10	18-17-6	19-18-4
TOTALS	440-528-45-101	237-244-26-50	203-284-19-51

Games could not result in a tie after the 2003-04 Season

NEW YORK ISLANDERS SEASON-BY-SEASON RECORD VS. WINNIPEG JETS/THRASHERS (SINCE 1999-00)

SEASON	OVERALL, W-L-T-OTL	HOME, W-L-T-OTL	ROAD, W-L-T-OTL
1999-00	1-3-0-0	0-2-0-0	1-1-0-0
2000-01	2-1-1-0	1-1-0-0	1-0-1-0
2001-02	3-1-0-0	2-0-0-0	1-1-0-0
2002-03	3-1-0-0	1-1-0-0	2-0-0-0
2003-04	2-1-1-0	1-1-0-0	1-0-1-0
2004-05	NHL	SEASON	LOCKOUT
2005-06	3-1-0	2-0-0	1-1-0
2006-07	2-1-1	1-1-0	1-0-1
2007-08	2-1-1	1-1-0	1-0-1
2008-09	1-3-0	0-2-0	1-1-0
2009-10	3-1-0	2-0-0	1-1-0
2010-11	1-2-1	0-2-0	1-0-1
2011-12	3-1-0	1-1-0	2-0-0
2012-13	2-0-1	1-0-0	1-0-1
2013-14	1-1-0	0-1-0	1-0-0
TOTALS	29-18-2-4	13-13-0-0	16-5-2-4

OPPONENTS

IN THE PAST

STANLEY CUP PLAYOFFS

MEDIA INFORMATION

2013-14 NHL FINAL STANDINGS

EASTERN CONFERENCE

Metropolitan Division

Team	Conf. Rank	GP	W	L	OTL	PTS
Pittsburgh Penguins	.2	82	.51	.24	.7	109
New York Rangers	.5	82	.45	.31	.6	96
Philadelphia Flyers	.6	82	.23	.30	.10	94
Columbus Blue Jackets	.7	82	.42	.32	.7	93
Washington Capitals	.9	82	.43	.30	.3	90
New Jersey Devils	10	82	.38	.29	.14	88
Carolina Hurricanes	13	82	.36	.35	.11	83
New York Islanders	14	82	.34	.37	.11	79

Atlantic Division

Team	Conf. Rank	GP	W	L	OTL	PTS
Boston Bruins	.1	82	.54	.19	.9	117
Tampa Bay Lightning	.3	82	.46	.27	.9	101
Montreal Canadiens	.4	82	.46	.28	.8	100
Detroit Red Wings	.8	82	.39	.28	.15	93
Ottawa Senators	11	82	.37	.31	.14	88
Toronto Maple Leafs	12	82	.38	.36	.8	84
Florida Panthers	15	82	.29	.45	.8	66
Buffalo Sabres	16	82	.21	.51	.10	52

WESTERN CONFERENCE

Central Division

Team	Conf. Rank	GP	W	L	OTL	PTS
Colorado Avalanche	.2	82	.52	.22	.8	112
St. Louis Blues	.3	82	.52	.23	.7	111
Chicago Blackhawks	.5	82	.46	.21	.15	107
Minnesota Wild	.7	82	.43	.27	.12	98
Dallas Stars	.8	82	.40	.31	.11	91
Nashville Predators	10	82	.38	.32	.12	88
Winnipeg Jets	11	82	.37	.35	.10	84

Pacific Division

Team	Conf. Rank	GP	W	L	OTL	PTS
Anaheim Ducks	.1	82	.54	.20	.8	116
San Jose Sharks	.4	82	.51	.22	.9	111
Los Angeles Kings	.6	82	.46	.28	.8	100
Phoenix Coyotes	.9	82	.37	.30	.15	89
Vancouver Canucks	12	82	.36	.35	.11	83
Calgary Flames	13	82	.35	.40	.7	77
Edmonton Oilers	14	82	.29	.44	.9	67



IN THE PAST

THIS DATE IN NEW YORK ISLANDERS HISTORY

NOV. 8, 1971	The National Hockey League awards a franchise to Long Island, with the team to begin play in the 1972-73 season.	OCT. 11, 1975	The Islanders win their home opener 7-0 over the Los Angeles Kings, as rookie Bryan Trottier tallies three goals and two assists.
DEC. 30, 1971	Roy Boe's purchase of LI franchise is made official by the NHL Board of Governors.	JUN. 7, 1976	Denis Potvin is awarded the first of his three Norris Trophies as the NHL's top defenseman. He also wins in 1978 and 1979. Bryan Trottier wins the Calder Trophy.
FEB. 14, 1972	Bill Torrey, 38, an Executive Vice President with the Oakland Seals, is named the team's first General Manager.	FEB. 3, 1977	Richie Hansen of Northport becomes the first Long Islander to score a goal for the Isles in the team's 6-3 win over the Rangers.
JUN. 7, 1972	The Islanders select 21 players in the Expansion Draft, including Ed Westfall, Gerry Hart and Bill Smith.	APR. 17, 1977	For the third consecutive season, the Islanders advance to the Stanley Cup semifinals when they sweep the Buffalo Sabres in four straight games. They had defeated the Chicago Blackhawks in the preliminary round. They fall to the Canadiens once again in the semis, four games to two. It is the third straight year that the Islanders fall to the eventual champions.
JUN. 8, 1972	Billy Harris is selected first overall by the Islanders in the 1972 NHL Amateur Draft. Lorne Henning is selected in the second round, Bobby Nystrom in the third.	JUN. 14, 1977	The Islanders select Mike Bossy in the first round of the 1977 NHL Amateur draft. Houston Aeros forward John Tonelli is selected in the second round out of the World Hockey Association.
JUN. 20, 1972	Phil Goyette, a former Canadian, Blue, Sabre and Ranger, retires as a player to become the Islanders' first Head Coach.	APR. 1, 1978	Mike Bossy becomes the first Islander and first rookie in NHL history to score 50 goals in a season, in a 3-2 win against the Washington Capitals.
OCT. 7, 1972	The Islanders lose their home opener and first game in franchise history, 3-2, to the Atlanta Flames. Ed Westfall scores the Islanders' first goal at 17:29 of the second period.	APR. 8, 1978	The Islanders clinch their first Patrick Division and Campbell Conference championships with a 7-2 win over the Rangers at the Coliseum.
OCT. 12, 1972	The Islanders beat the Los Angeles Kings 3-2 at home for the franchise's first win. Billy Harris takes the first penalty shot in Islanders history and is unsuccessful.	JUN. 12, 1978	Mike Bossy becomes the third Islanders player in five years to win the Calder Trophy as the league's Rookie of the Year.
JAN. 18, 1973	In the highlight of the inaugural season, the Islanders defeat Bobby Orr, Phil Esposito and the Bruins, 9-7, at Boston Garden.	DEC. 23, 1978	Bryan Trottier scores five goals and three assists against the Rangers in a 9-4 Islanders victory.
JUN. 10, 1973	Al Arbour is named Islanders Head Coach.	FEB. 19, 1979	Mike Bossy scores his 100th career goal in his 129th game. It is the fastest 100 goals ever scored by a player in the NHL.
JUN. 17, 1973	The Islanders select Denis Potvin first overall in the 1973 NHL Amateur Draft.	APR. 8, 1979	Mike Bossy scores his 69th goal of the season against the Rangers. It is the second-highest total in NHL history. The 5-2 win gives the Islanders the best overall record in the NHL at 51-15-14.
OCT. 27, 1973	Denis Potvin scores his first NHL goal as the Islanders defeat the NY Rangers for the first time, 3-2.	MAY 8, 1979	The Rangers eliminate the Islanders in a classic semifinal, four games to two, with a 2-1 win at Madison Square Garden.
JUN. 11, 1974	Denis Potvin is awarded the Calder Memorial Trophy as the NHL's top rookie.	JUN. 11, 1979	Bryan Trottier wins the Hart Trophy as League MVP.
MAY 28, 1974	The Islanders select Clark Gillies in the first round and Bryan Trottier in the second round of the NHL Entry Draft.	OCT. 11, 1979	Clark Gillies relinquishes the captaincy. Denis Potvin is named the new team captain.
APR. 4, 1975	The Rangers help the Islanders clinch their first-ever playoff berth by defeating Atlanta, 3-2, to eliminate the Flames from the final playoff spot in the Campbell Conference.	NOV. 13, 1979	In their first meeting since the prior year's playoffs, the Islanders defeat the Rangers 10-5 in the famed "Double Chili" game.
APR. 11, 1975	The Islanders win their first playoff series, ousting the Rangers two games to one, when J.P. Parise scores 11 seconds into overtime at Madison Square Garden to give the Isles a 4-3 win.	NOV. 28, 1979	Bill Smith is given credit for a goal in a 7-4 loss to the Colorado Rockies. He is the first NHL goaltender to be credited with a goal.
APR. 26, 1975	The Islanders come back from a 0-3 deficit to defeat the Pittsburgh Penguins 4-3 in the second round of the playoffs. Ed Westfall scores with just over five minutes left in regulation and Glen Resch makes 30 saves in the Isles' 1-0 victory, which made them the second team in NHL history (Toronto, 1942) to complete such a comeback.	MAR. 1, 1980	Ken Morrow joins the New York Islanders after helping Team USA to the Gold Medal in the 1980 Winter Olympics at Lake Placid.
MAY 12, 1975	In the semifinals, the Islanders fall behind three games to none to the Philadelphia Flyers, but rally once again to force another Game Seven with a 2-1 win at home. Gerry Hart's third period goal snapped a 1-1 tie to clinch the victory.	MAR. 10, 1980	The Islanders acquire Butch Goring from Los Angeles for Bill Harris and Dave Lewis.
MAY 14, 1975	Ed Westfall presents Philadelphia icon Kate Smith with a bouquet of roses before her performance of "God Bless America," but the Flyers go on to win Game Seven, 4-1, to eliminate the Islanders in the Stanley Cup Semifinals. Al Arbour salutes his team's maturity by saying, "If I called a practice next week, every one of them would show up."	APRIL 11, 1980	Ken Morrow scores 6:55 into overtime to give the Islanders a 2-1 lead in their first round series with Los Angeles.
		APR. 17, 1980	In a 5-4 Islanders overtime win at Boston in Game Two of the second round of the playoffs, Clark Gillies and Terry O'Reilly fight twice in the first period. Later, Duane Sutter and Mike Milbury square off, starting a bench-clearing brawl.

THIS DATE IN NEW YORK ISLANDERS HISTORY (continued)

MAY 10, 1980	The Islanders advance to their first-ever Stanley Cup Final, defeating Buffalo in the semifinals four games to two.	JAN. 2, 1986	Mike Bossy scores his 500th career goal in his 647th NHL game, a 7-5 win over Boston.
MAY 13, 1980	Denis Potvin becomes the first player to score an OT power-play goal in the Finals as the Islanders defeat Philadelphia in Game One.	JAN. 24, 1986	Mike Bossy scores his 1,000th NHL point as the Islanders beat the Washington Capitals, 7-5.
MAY 24, 1980	Bobby Nystrom scores at 7:11 of overtime against the Flyers as the Islanders win their first Stanley Cup. Bryan Trottier wins the Conn Smythe Trophy as playoff MVP.	JAN. 28, 1986	Denis Potvin scores his 271st NHL goal, surpassing Bobby Orr as the top goal-scoring defenseman in league history.
JAN. 24, 1981	Mike Bossy becomes the second player in NHL history to record 50 goals in 50 games by scoring two goals in the Islanders' 7-4 win over Quebec.	APR. 18, 1987	Pat LaFontaine scores at 8:47 of quadruple overtime, as the Islanders beat the Washington Capitals 4-3 in Game Seven of the Patrick Division semifinals. The game ends in the early hours of Sunday the 19th and is remembered as the "Easter Epic."
MAY 21, 1981	The Islanders win their second Stanley Cup, defeating the Minnesota North Stars four games to one. Butch Goring wins the Conn Smythe Trophy.	JAN. 14, 1988	Denis Potvin becomes the first defenseman in NHL history to score 300 goals.
FEB. 20, 1982	The Islanders establish a new NHL record with their 15th win in a row. John Tonelli scores with 47 seconds left in the third period to give the Islanders a 3-2 victory over the Colorado Rockies.	MAR. 31, 1988	The Islanders clinch the Patrick Division title with a 39-31-10 record after a 7-3 win over the Washington Capitals at Nassau Coliseum in the final regular season home game.
APR. 13, 1982	John Tonelli's goal at 6:19 of overtime gives the Islanders a 4-3 victory in the fifth and deciding game of the Patrick Division semifinals against the Penguins. The Islanders trailed 3-1 in the third period before Mike McEwen scored at 14:33 and Tonelli followed with the tying goal at 17:39.	DEC. 7, 1988	Terry Simpson is dismissed as Islanders coach. Al Arbour returns to the bench.
MAY 13, 1982	Mike Bossy's acrobatic goal highlights a 3-0 victory in Game Three of the Stanley Cup Final against the Vancouver Canucks. After being knocked out of the crease by a defender, Bossy flips his body around and unleashes a backhand while in mid-air.	FEB. 13, 1990	Bryan Trottier records his 500th NHL goal in a 4-2 loss to Calgary.
MAY 16, 1982	The Islanders win their third Stanley Cup by sweeping Vancouver in four games. Bossy is selected as the Conn Smythe winner.	FEB. 1, 1992	Denis Potvin's number 5 is retired.
JUN. 8, 1982	Bill Smith is awarded the Vezina Trophy as the league's best goaltender.	MAR. 3, 1992	Mike Bossy's number 22 is retired.
FEB. 8, 1983	The 35th NHL All-Star Game is played at Nassau Coliseum. Wayne Gretzky scores four goals as the Campbell Conference wins, 9-3.	FEB. 20, 1993	Billy Smith's number 31 is retired.
MAY 17, 1983	The Islanders win their fourth consecutive Stanley Cup by sweeping the Edmonton Oilers in four games. Bill Smith is named the Conn Smythe Trophy winner as playoff MVP.	APR. 2, 1993	Pierre Turgeon records his 50th goal of the season (in overtime) at Madison Square Garden.
MAR. 22, 1984	Brian Trottier scores 0:05 into the game against the Bruins at Boston Garden, tying the still-standing NHL mark for fastest goal from the start of a game.	APR. 24, 1993	The Islanders win their third consecutive overtime game against the Washington Capitals, 4-3, in Game Four of the Patrick Division semifinals on a goal by Ray Ferraro in double overtime. The win puts the Isles up three games to one in the best-of-seven series. It is Ferraro's second consecutive game-winner. Brian Mullen recorded the first overtime goal in Game Two, also in double overtime, in Washington.
APR. 10, 1984	Ken Morrow's goal at 8:56 of overtime gives the Islanders a 3-2 win in the fifth and deciding game of the Patrick Division semifinals against the Rangers. The Rangers had tied the game on a goal by Don Maloney with 39 seconds remaining in regulation.	APR. 28, 1993	The Islanders eliminate the Washington Capitals, four games to two in the Patrick Division Semifinals. After scoring an insurance goal in the third period, Pierre Turgeon is attacked from behind by Caps captain Dale Hunter, who later receives a 21-game suspension from NHL commissioner Gary Bettman.
MAY 5, 1984	The Islanders complete their 19th consecutive playoff series triumph with a 4-1 victory over the Montreal Canadiens, winning the Wales Conference Final four games to two.	MAY 8, 1993	Tom Fitzgerald becomes the seventh player in NHL history to record two shorthanded goals in one playoff game, in Game Four of the Patrick Division Final. He is the first to record both goals on the same minor penalty.
MAY 19, 1984	The dynasty ends as Edmonton defeats the Islanders in the Stanley Cup Final, four games to one.	MAY 14, 1993	David Volek scores at 5:16 of overtime, as the Islanders stun the two-time defending Stanley Cup Champion Pittsburgh Penguins, four games to three in the Patrick Division Final.
JAN. 29, 1985	Bryan Trottier becomes the 20th NHL player to score 1,000 points.	JUN. 1, 1994	Al Arbour announces his retirement as Islander coach and accepts the position of Vice President of Hockey Operations. He leaves as the NHL's all-time leader in games coached (1,606) and is second on the all-time coaching victories (781), playoff games coached (209) and playoff victories (123) lists behind Scotty Bowman.
APR. 16, 1985	The Islanders become the first team in NHL history to overcome a 2-0 deficit in a best-of-five series, eliminating the Washington Capitals, 3-2.	JUN. 20, 1994	Lorne Henning is named the fifth head coach in team history.
DEC. 20, 1985	Denis Potvin passes Bobby Orr, becoming the NHL's all-time leading point scorer among defensemen, assisting on a Mike Bossy goal against the Rangers at Madison Square Garden.	APR. 1, 1995	Bob Nystrom's number 23 is retired.

THIS DATE IN NEW YORK ISLANDERS HISTORY (continued)

JUL. 5, 1995	Mike Milbury is named the sixth head coach in Islanders history. Later in the year, he is named the third General Manager in team history on Dec. 12.	JAN. 11, 2003	Jason Blake records his first career hat trick, tallying three goals against the Atlanta Thrashers and marking the third Islanders hat trick in five games. Blake joined Dave Scatchard, who had his first three-goal game January 7th, and Mark Parrish, who accomplished the feat January 3rd. The three hat tricks in five games were the third-fastest in Islanders history and the second fastest three hat tricks tallied at Nassau Coliseum.
OCT. 7, 1995	The Islanders announce at a press conference that the team will debut a new jersey and "fisherman" logo for the following season. The jersey is worn until the end of the 1996-97 season.	JUL. 22, 2004	The Islanders purchase their American Hockey League affiliate, the Bridgeport Sound Tigers.
DEC. 7, 1996	Clark Gillies' number 9 is retired.	OCT. 19, 2005	Rick DiPietro turns away all three Rangers shooters at Madison Square Garden and Miroslav Satan scores the Islanders' first-ever shootout goal for the franchise's first-ever shootout win.
JAN. 25, 1997	A banner commemorating Al Arbour's 739 regular season wins is raised to the rafters.	JUN. 6, 2006	Ted Nolan is named the 13th head coach in Islanders history and Bryan Trottier is formally introduced as the team's Executive Director of Player Development. Neil Smith is named the team's General Manager.
JUN. 19, 1997	Bryan Berard becomes the fourth Islanders player to win the Calder Trophy.	JUL. 18, 2006	Neil Smith is relieved of his position as General Manager. Garth Snow announces his retirement as a player and is hired as the General Manager of the Islanders.
APR. 8, 1998	In a 3-2 win over the New Jersey Devils, Zigmund Palffy scores his 40th and 41st goals to become only the fourth player in franchise history to score 40+ goals in three straight seasons (Mike Bossy, Bryan Trottier and Pat LaFontaine). That same night, the Islanders' franchise record shutout streak of 199:24 is snapped at 9:37 of the first period.	SEP. 13, 2006	Rick DiPietro is signed to a 15-year contract, the longest in franchise history.
JUN. 24, 2000	The Islanders select Rick DiPietro from Boston University, making him the second first goaltender to be selected first overall in NHL the Draft since the Universal Draft era began in 1970.	MAR. 5, 2007	Rick DiPietro sets a career-high and new franchise record by making 56 saves in a 2-1 shootout loss to the New York Rangers at Madison Square Garden.
MAY 23, 2001	Peter Laviolette is named the tenth coach in team history	MAR. 10, 2007	Rick DiPietro becomes the first goaltender in franchise history to win 30 or more games in multiple seasons with a 5-2 victory over the Washington Capitals.
JUN. 23, 2001	The Islanders acquire Alexei Yashin from the Ottawa Senators in exchange for Zdeno Chara, Bill Muckalt and their first round (second overall) pick in the 2001 NHL Entry Draft.	APR. 8, 2007	The Islanders win their season finale vs. New Jersey in a shootout 3-2, clinching a playoff spot. Wade Dubielewicz makes the final save with a poke-check on Devils' forward Sergei Brylin to clinch the victory.
JUN. 24, 2001	The Islanders acquire Michael Peca from the Buffalo Sabres in exchange for Tim Connolly and Taylor Pyatt.	JUL. 9, 2007	Bill Guerin is named the 11th captain in franchise history.
SEP. 28, 2001	The Islanders acquire Chris Osgood from the Detroit Red Wings with the first overall pick in the Waiver Draft.	NOV. 3, 2007	Al Arbour returns to coach the Islanders one final time. In his 1,500th game coached on the Islanders bench, Arbour and the Islanders complete a come-from-behind victory to defeat the Pittsburgh Penguins. Arbour also records his 740th victory as the Islanders coach. A banner commemorating his 1,500 games coached is raised to the rafters.
OCT. 11, 2001	Peter Laviolette becomes the first coach in league history to start his NHL head coaching career with four straight road wins. The Islanders become the second team in history to start the season with a four-game road winning streak. The team posts a record of 9-0-1-1 in October, for the best start in team history.	JAN. 27, 2008	Rick DiPietro is selected to play in his first NHL All-Star Game and starts in net for the Eastern Conference, surrendering only one goal.
OCT. 20, 2001	Bryan Trottier's number 19 is retired.	AUG. 12, 2008	General Manager Garth Snow names Scott Gordon the 14th Head Coach in franchise history.
NOV. 1, 2001	Islanders goalie Chris Osgood is named the NHL's Player of the Month for October. Osgood posted a 1.85 GAA in eight wins during the month.	NOV. 1, 2008	The Islanders debut the second "third jersey" in team history in a 5-4 loss to Montreal. The primarily royal blue jersey is seen as a throwback to the uniforms worn by the team from its inception until the mid 1990s. This jersey becomes the primary home uniform beginning in the 2010-11 season.
APR. 6, 2002	With a 5-4 win over the Washington Capitals at Nassau Coliseum, the Islanders clinch their first playoff berth in eight seasons.	DEC. 26, 2008	Islanders Owner Charles Wang takes a Nassau County youth hockey team to Harbin, China to compete in the inaugural Project Hope Tournament.
APR. 14, 2002	In net for a season-closing victory over Philadelphia, Chris Osgood makes his 66th appearance of the season, setting a new franchise record. Osgood's 66 games surpasses Billy Smith's franchise record of 65 in a season, set in 1981-82.	JUN. 26, 2009	John Tavares is taken with the first overall pick in the 2009 NHL Draft.
APR. 24, 2002	Shawn Bates scores on a penalty shot against Curtis Joseph in a Game Four win over the Toronto Maple Leafs. Bates is the second American-born player to score on a penalty shot in the playoffs, the 13th NHL player overall, and the first Islander to do so.	OCT. 3, 2009	John Tavares scores his first NHL point (assist) and goal in his NHL debut vs. Pittsburgh.
JUN. 20, 2002	Michael Peca becomes the first Islander to win the Frank J. Selke Trophy, given to the League's top defensive forward.		
NOV. 27, 2002	The Islanders debut the team's first "third jersey" in a 2-2 tie against Ottawa. The primarily orange uniform is worn until the end of the 2006-07 season.		

THIS DATE IN NEW YORK ISLANDERS HISTORY (continued)

NOV. 14, 2009	Tim Jackman sets the NHL record for fastest goal by a player on his birthday (0:16) at Florida.	FEB. 7, 2012	Evgeni Nabokov makes 45 saves as the Islanders defeat Philadelphia in a 1-0 shootout. It is the first time the Islanders have ever won a shootout by that score.
NOV. 23, 2009	Dwayne Roloson sets the Islanders record for saves by a goaltender in an overtime game, stopping 58 in a 4-3 victory at Toronto.	FEB. 9, 2012	Mark Streit scores the 10,000th goal in franchise history.
DEC. 8, 2009	Brendan Witt is hit by a car prior to a game in Philadelphia and goes on to play that evening.	OCT. 24, 2012	Islanders Owner Charles Wang, Barclays Center Majority Owner and Developer Bruce Ratner, and Onexim Sports and Entertainment announced that the Islanders will move to Barclays Center in Brooklyn, with a 25-year agreement slated to begin in 2015-16.
DEC 4-9, 2009	John Tavares scores five consecutive Islanders goals, tying Bryan Trottier and Mariusz Czerkawski's record for most consecutive goals by one player.	FEB. 14, 2013	The Islanders rally from a 2-0 deficit in a season-turning 4-3 shootout win over the Rangers. It's their first win at Madison Square Garden since 2009.
MAR. 16, 2010	John Tavares scores five points (2g/3a) at Vancouver, tying an Islanders rookie record.	FEB. 18, 2013	John Tavares is named the NHL's First Star of the Week after tallying five goals and two assists.
NOV. 15, 2010	Jack Capuano replaces Scott Gordon as Head Coach, becoming the 15th Head Coach in franchise history.	FEB. 21, 2013	Thomas Hickey becomes the second player in Islanders history (Radek Martinek - Oct. 18, 2001) to score his first NHL goal in overtime, as the Islanders win in Montreal.
FEB. 11, 2011	The Islanders set a franchise single-game record for penalties (34), penalty minutes (183) and combined penalty minutes (346) in a 9-3 win over the Pittsburgh Penguins that featured 15 fighting majors and nine misconducts. A club record 108 penalty minutes are assessed in the second period.	APR. 23, 2013	The Islanders clinch their first Stanley Cup Playoff berth since 2007 with a 4-3 shootout loss at Carolina. They went 8-0-3 (Apr 1-23) to clinch the berth for their longest point streak in 31 years.
MAR. 30, 2011	Frans Nielsen scores his seventh shorthanded goal of the season, tying Bob Bourne's franchise record.	SPT. 9, 2013	John Tavares is named the 14th captain in Islanders History.
APR. 6, 2011	Michael Grabner passes Bryan Trottier on the Islanders all-time rookie goal scoring list with his 33rd goal. Grabner would finish the season with 34 goals, becoming the fifth rookie in franchise history to lead the team in goals.	SPT. 21, 2013	The Islanders hosted the first NHL game in Brooklyn at Barclays Center, falling 3-0 to the New Jersey Devils in a preseason game.
SEP. 21, 2011	Defenseman Mark Streit is named the 13th captain in team history. Streit is the first Swiss native to captain an NHL team.	DEC. 29, 2013	Trailing 3-0 in Minnesota, the Islanders rally for a 5-4 win, marking their first win after trailing by three goals in 26 years.
NOV. 23, 2011	The Islanders debut the team's third "third jersey" in a 4-3 overtime loss against Philadelphia. The primarily black uniform is the first in team history to include the color.	JAN. 6, 2014	John Tavares has his first home five-point game (3g/2a) and Ryan Strome scores his first NHL goal in a 7-3 win over Dallas.
DEC. 3, 2011	Matt Moulson scores four goals in a 5-4 win at Dallas.	JAN. 29, 2014	Yankee Stadium hosted the first outdoor game in Islanders History. The Islanders fell 2-1 to the visiting New York Rangers in the Coors Light Stadium Series event.
JAN. 14, 2012	Evgeni Nabokov becomes the 26th goaltender in NHL history to record 300 wins with a 4-2 victory over Buffalo.	FEB. 27, 2014	Michael Grabner sets a club record with two short-handed goals in 48 seconds in a 5-4 overtime win vs. Toronto.
JAN. 21, 2012	John Tavares extends his point streak to 12 games in a 2-1 win over the Carolina Hurricanes. It is the longest such streak by an Islander since Mark Parrish's 12-game streak in the 2001-02 season.	MAR. 10, 2014	Trailing 3-0 in Vancouver, the Islanders tie a club record for goals in a period with seven in the third to win 7-4. It tied an NHL record for goals in a road period.
JAN. 29, 2012	John Tavares appears in his first NHL All-Star Game, recording a goal and an assist in a 12-9 loss for Team Alfredsson.	MAR. 25, 2014	The Islanders establish their fastest four-goal lead in franchise history, going up 4-0 in Carolina at 10:54 of the first period.
FEB. 1, 2012	John Tavares is named the NHL's player of the month for January. Tavares led the league in scoring during the month with nine goals and 13 assists for 22 points.		

NEW YORK ISLANDERS MILESTONE GOALS

1	Ed Westfall 10/7/72	6,000	Derek King 12/10/92
1,000	Bert Marshall 12/2/76	7,000	Bryan Smolinski 1/28/97
2,000	Bob Bourne 12/18/79	8,000	Mark Parrish 1/3/02
3,000	Bryan Trottier 11/20/82	9,000	Miroslav Satan 3/3/07
4,000	Bryan Trottier 11/29/85	10,000	Mark Streit 2/9/12
5,000	Brad Lauer 2/4/89		

AWARDS AND HONORS

STANLEY CUP

Winner of the NHL Championship
1980, 1981, 1982, 1983

CLARENCE S. CAMPBELL BOWL

Winner of the Campbell
Conference Championship
1978, 1979, 1981

PRINCE OF WALES TROPHY

Winner of the Wales
Conference Championship
1982, 1983, 1984

HART MEMORIAL TROPHY

"To the player adjudged to be the
most valuable to his team"
Bryan Trottier - 1979

JAMES NORRIS MEMORIAL TROPHY

"To the defenseman who demonstrates the
greatest all-around ability in the position"
Denis Potvin - 1976, 1978, 1979

FRANK J. SELKE TROPHY

"To the forward who best excels in the
defensive aspects of the game"
Michael Peca - 2002

CALDER MEMORIAL TROPHY

"To the player selected as the
most proficient in his first year
of competition in the NHL"
Denis Potvin - 1974
Bryan Trottier - 1976
Mike Bossy - 1978
Bryan Berard - 1997

ART ROSS TROPHY

"To the player who leads the
league in scoring points at the end
of the regular season"
Bryan Trottier - 1979

VEZINA TROPHY

"To the goalkeeper adjudged to be the best
at his position" as voted by the general
managers of each of the 30 clubs
Bill Smith - 1982

CONN SMYTHE TROPHY

An annual award "to the most
valuable player in the playoffs"
Bryan Trottier - 1980
Butch Goring - 1981
Mike Bossy - 1982
Bill Smith - 1983

BILL MASTERTON TROPHY

To the player who best exemplifies
the qualities of perseverance,
sportsmanship and dedication to hockey"
Ed Westfall - 1977
Mark Fitzpatrick - 1992

LADY BYNG MEMORIAL TROPHY

"To the player adjudged to have exhibited
the best type of sportsmanship and
gentlemanly conduct combined with
a high standard of playing ability"
Mike Bossy - 1983, 1984, 1986
Pierre Turgeon - 1993

WILLIAM M. JENNINGS TROPHY

"To the goalkeeper(s) having played a
minimum of 25 games for the team with
the fewest goals scored against it"
Bill Smith, Roland Melanson - 1983

JACK ADAMS TROPHY

"To the NHL coach adjudged
to have contributed the most to
his team's success"
Al Arbour - 1979

KING CLANCY MEMORIAL TROPHY

"To the player who best exemplifies
leadership qualities on an off the ice and
has made a noteworthy humanitarian
contribution in his community"
Bryan Trottier - 1989
Doug Weight - 2011

NHL ALL-ROOKIE TEAM

(Instituted after 1982-83 Season)

1989 - David Volek
1993 - Vladimir Malakhov
1997 - Bryan Berard
2004 - Trent Hunter
2009 - John Tavares
2011 - Michael Grabner

BOB NYSTROM AWARD

"To the Islander who best exemplifies
leadership, hustle and dedication"
1991 - Brent Sutter
1992 - Ray Ferraro
1993 - Benoit Hogue
1994 - Steve Thomas
1996 - Dan Plante
1997 - Claude Lapointe
1998 - Rich Pilon
1999 - Claude Lapointe
2000 - Claude Lapointe
2001 - Dave Scatchard
2002 - Steve Webb
2003 - Jason Blake, Garth Snow
2004 - Adrian Aucoin
2006 - Kevin Colley
2007 - Trent Hunter
2008 - Richard Park
2009 - Tim Jackman
2010 - Kyle Okposo
2011 - Frans Nielsen
2012 - Matt Martin
2013 - Matt Martin
2014 - Matt Martin

NEW YORK ISLANDERS IN THE NHL ALL-STAR GAME

1973 Ed Westfall
1974 Denis Potvin, Ed Westfall
1975 Denis Potvin, Ed Westfall
1976 Bill Harris, Denis Potvin,
 Glenn Resch, Bryan Trottier
1977 Bob Nystrom, Denis Potvin,
 Glenn Resch
1978 Mike Bossy, Clark Gillies,
 Denis Potvin, Bill Smith,
 Bryan Trottier

1980 Mike Bossy, Bryan Trottier
1981 Mike Bossy, Bob Bourne,
 Denis Potvin
1982 Mike Bossy, John Tonelli,
 Bryan Trottier
1983 Mike Bossy, Dave Langevin,
 Denis Potvin, Bryan Trottier
1984 Denis Potvin
1985 Mike Bossy, Brent Sutter,
 John Tonelli, Bryan Trottier
1986 Mike Bossy, Bryan Trottier

1988 Denis Potvin
 Pat LaFontaine
1989 Pat LaFontaine
1990 Pat LaFontaine
1991 Pat LaFontaine
1992 Ray Ferraro
1993 Pierre Turgeon
1994 Pierre Turgeon
1996 Mathieu Schneider
1997 Scott Lachance
1998 Zigmund Palffy

1999 Kenny Jonsson
2000 Mariusz Czerkawski
2002 Alexei Yashin, Mark Parrish
2003 Roman Hamrlik
2004 Adrian Aucoin
2007 Jason Blake
2008 Rick DiPietro
2009 Mark Streit
2012 John Tavares

**There were no All Star Games in 2006, 2010 or 2014 due to the Olympics, in 1995 due to lockout, or 2005 and 2013 due lockout-shortened seasons*

NEW YORK ISLANDERS ALL-STAR GAME MVP

1979 Billy Smith
1982 Mike Bossy

NEW YORK ISLANDERS IN THE HOCKEY HALL OF FAME

MIKE BOSSY 1991
DENIS POTVIN 1991

BILL SMITH 1993
BILL TORREY 1995

AL ARBOUR 1996
BRYAN TROTTIER 1997

CLARK GILLIES 2002
PAT LAFONTAINE 2003

NEW YORK ISLANDERS HALL OF FAME

DENIS POTVIN 1992
MIKE BOSSY 1992
BILL SMITH 1993
BOB NYSTROM 1995

CLARK GILLIES 1996
BRYAN TROTTIER 2001
BILL TORREY 2001
BOB BOURNE 2006

AL ARBOUR 2007
ED WESTFALL 2011
KEN MORROW 2011
PAT FLATLEY 2012

KENNY JONSSON 2012

THE LEADERS

OWNERS

	START	END
ROY BOE	February 15, 1972	July 31, 1978
JOHN PICKETT	July 31, 1978	February 1992
ROBERT ROSENTHAL, STEVEN WALSH, JERRY GROSSMAN, RALPH PALLESCHI	February 1992	June 6, 2006
JOHN SPANO	June 9, 1996	July 18, 1997
NEW YORK SPORTS VENTURES, (ED MILSTEIN & STEVE GLUCKSTERN)	February 25, 1998	April 26, 2000
CHARLES WANG & SANJAY KUMAR	April 26, 2000	2004
CHARLES WANG	2004	PRESENT

GENERAL MANAGERS

	START	END	RECORD
WILLIAM A. TORREY	February 15, 1972	August 17, 1992	756-606-234
DON MALONEY	August 17, 1992	December 2, 1995	96-116-27
(Vacant)	December 2, 1995	December 12, 1995	2-3-0
MIKE MILBURY	December 12, 1995	June 6, 2006	294-392-106
NEIL SMITH	June 6, 2006	July 18, 2006	0-0-0
GARTH SNOW	July 18, 2006	PRESENT	257-282-83

HEAD COACHES

	START	END	RECORD
PHIL GOYETTE	June 20, 1972	January 29, 1973	6-40-4
EARL INGARFIELD	January 29, 1973	April 1, 1973	6-20-2
AL ARBOUR	June 10, 1973	May 28, 1986	552-317-169
TERRY SIMPSON	June 18, 1986	December 7, 1988	81-82-24
AL ARBOUR	December 7, 1988	June 1, 1994	187-220-54
LORNE HENNING	June 20, 1994	May 3, 1995	15-28-5
MIKE MILBURY	July 5, 1995	January 24, 1997	36-73-19
RICK BOWNESS	January 24, 1997	March 11, 1998	38-50-12
MIKE MILBURY	March 11, 1998	January 21, 1999	21-38-5
BILL STEWART	January 21, 1999	April 18, 1999	11-19-7
BUTCH GORING	April 30, 1999	March 4, 2001	48-88-14-4
LORNE HENNING	March 4, 2001	April 7, 2001	4-11-2-0
PETER LAVIOLETTE	May 23, 2001	June 3, 2003	77-62-19-6
STEVE STIRLING	June 3, 2003	January 12, 2006	56-51-11-6
BRAD SHAW	January 12, 2006	June 6, 2006	18-18-4
TED NOLAN	June 6, 2006	July 14, 2008	74-68-21
AL ARBOUR	November 2, 2007	November 3, 2007	1-0-0
SCOTT GORDON	August 12, 2008	November 15, 2010	64-94-23
JACK CAPUANO	November 15, 2010	PRESENT	118-120-39

CAPTAINS

	START	END	RECORD
ED WESTFALL	October 7, 1972	February 1, 1977	136-161-70
CLARK GILLIES	February 3, 1977	October 11, 1979	116-39-34
DENIS POTVIN	October 11, 1979	October 8, 1987	347-210-83
BRENT SUTTER	October 8, 1987	October 25, 1991	125-165-38
PATRICK FLATLEY	October 25, 1991	April 13, 1996	145-182-43
BRYAN MCCABE	September 9, 1997	February 6, 1998	49-69-20
(Vacant)	February 6, 1998	March 3, 1998	0-3-0
TREVOR LINDEN	March 3, 1998	May 29, 1999	34-68-13
KENNY JONSSON	September 30, 1999	November 18, 2000	30-55-13
(Vacant)	November 18, 2000	April 7, 2001	15-42-7
MICHAEL PECA	October 3, 2001	August 3, 2005	115-91-40
ALEXEI YASHIN	September 20, 2005	June 6, 2007	76-70-18
BILL GUERIN	July 9, 2007	March 4, 2009	55-74-16
(Vacant)	March 4, 2009	April 12, 2009	6-11-2
DOUG WEIGHT	October 2, 2009	May 26, 2011	64-76-24
MARK STREIT	September 21, 2011	June 13, 2013	58-54-18
JOHN TAVARES	September 9, 2013	PRESENT	34-37-11
(When Vacant)			21-56-9

OPPONENTS

IN THE PAST

STANLEY CUP PLAYOFFS

MEDIA INFORMATION

THE LAST TIME THE ISLANDERS...

HAD A WINNING STREAK OF FIVE OR MORE GAMES	2/12/08 vs. PHI - 2/21/08 vs. TBL (6 games, 6-0-0)	HAD A LOSING STREAK OF FIVE OR MORE GAMES	11/19/13 at TOR - 12/9/13 at ANA (10 games, 0-8-2)
SCORED 10 OR MORE GOALS IN A GAME	11/17/84 vs. NYR (10-4 win)	ALLOWED 10 OR MORE GOALS IN A GAME	2/25/81 at CGY (4-11 loss)
SCORED 5 OR MORE GOALS IN A PERIOD	3/10/14 at Vancouver (7 in 3rd of a 7-4 W)	ALLOWED 5 OR MORE GOALS IN A PERIOD	11/5/13 at Washington (5 in 2nd of 2-6 L)
RECORDED 50 OR MORE SHOTS IN A GAME	11/1/13 at OTT (57 in a 5-4 SOW)	ALLOWED 50 OR MORE SHOTS IN A GAME	3/27/12 at PIT (54, 5-3 SO win)
RECORDED 25 OR MORE SHOTS IN A PERIOD	11/1/13 at OTT (25 in 2nd, 5-4 SOW)	ALLOWED 25 OR MORE SHOTS IN A PERIOD	10/12/93 at LA (26 in 2nd, 5-7 loss)
RECORDED 20 OR MORE SHOTS IN A PERIOD	11/1/13 at OTT (25 in 2nd, 5-4 SOW)	ALLOWED 20 OR MORE SHOTS IN A PERIOD	3/27/12 at PIT (22 in 3rd, 5-3 win)
HAD FEWER THAN 15 SHOTS	10/10/11 vs. MIN (14, 2-1 win)	OPPONENT HAD FEWER THAN 15 SHOTS	3/20/12 at TOR (14, 5-2 win)
SCORED THREE OR MORE POWER PLAY GOALS IN A GAME	3/10/14 - 3 at VAN (Bailey, Strome, de Haan)	ALLOWED THREE OR MORE POWER PLAY GOALS IN A GAME	4/6/14 - 3 at CBJ (Jenner, Johnson, Murray)
SCORED TWO OR MORE SHORT-HANDED GOALS IN A GAME	2/27/14 - 2 vs. TOR (Grabner - 2)	ALLOWED TWO OR MORE SHORT-HANDED GOALS IN A GAME	12/5/07 - 2 at ATL (Hossa, Dupuis)
SCORED A 3-ON-5 SHORTHANDED GOAL	4/4/08 at NYR (Park)	ALLOWED A 3-ON-5 SHORTHANDED GOAL	10/15/02 vs. NSH (Skrastins)
RECORDED A HAT TRICK	1/6/14 vs. DAL (Tavares - 3 goals)	ALLOWED A HAT TRICK	3/10/13 at PIT (Kunitz - 3 goals)
SCORED TWO HAT TRICKS IN A GAME	2/6/90 at PIT (King, LaFontaine)	ALLOWED TWO HAT TRICKS IN A GAME	12/11/08 at PIT (Sykora, DuPuis)
AN ISLANDER SCORED FOUR OR MORE GOALS IN A GAME	12/3/11 at DAL (Moulson - 4 goals)	AN OPPONENT SCORED FOUR OR MORE GOALS IN A GAME	3/30/03 at NJD (Elias - 4 goals)
DID NOT RECEIVE A PENALTY IN A GAME	4/23/13 at CAR	OPPONENT DID NOT RECEIVE A PENALTY IN A GAME	3/14/14 vs. SJS
HAD AT LEAST 10 POWER PLAYS	12/21/05 vs. NJ (10 in a 4-2 win)	OPPONENT HAD AT LEAST 10 POWER PLAYS	4/7/09 at CAR (11, 0-9 loss)
DID NOT HAVE A POWER PLAY	3/14/14 vs. SJS	OPPONENT DID NOT HAVE A POWER PLAY	4/23/13 at CAR
WON A 1-0 GAME	2/4/14 at WSH (Nabokov - 22 saves)	LOST A 1-0 GAME	12/14/13 vs. MTL (Price - 21 saves)
RECORDED A SHUTOUT	4/10/14 at MTL (Nabokov - 19 saves)	WERE SHUTOUT	4/6/14 at CBJ (Bobrovsky - 31 saves)
RECORDED CONSECUTIVE SHUTOUTS	12/23/06 vs. CBJ, 12/26/06 vs. NYR (DiPietro)	WERE SHUTOUT CONSECUTIVELY	11/19/11 vs. BOS (Thomas), 11/21/11 at PIT (Fleury)
SCORED ON A PENALTY SHOT	12/20/13 at NYR (Clutterbuck on Lundqvist)	OPPONENT SCORED ON A PENALTY SHOT	11/13/10 at LAK (Brown on Roloson)
HAD AN UNSUCCESSFUL PENALTY SHOT	2/4/14 at WSH (Grabner on Neuvirth)	OPPONENT HAD AN UNSUCCESSFUL PENALTY SHOT	1/14/12 vs. BUF (Vanek on Nabokov)
HAD A PENALTY SHOT IN OVERTIME	Never	OPPONENT HAD A PENALTY SHOT IN OVERTIME	12/10/03 at NJ (Elias FAILED vs. Snow)
SCORED AN EMPTY-NET GOAL	3/15/14 vs. BUF (Clutterbuck, 4-1 win)	ALLOWED AN EMPTY-NET GOAL	4/8/14 vs. OTT (Kassian, 1-4 loss)
SCORED AN EXTRA-ATTACKER GOAL:	3/14/14 vs. SJS (Nielsen, 3-4 loss)	ALLOWED AN EXTRA-ATTACKER GOAL:	1/25/14 vs. STL (Oshie, 4-3 SOL)
WON IN OVERTIME	3/4/14 at WPG (Grabner, 3-2)	LOST IN OVERTIME	3/6/14 at EDM (Hall, 2-3)
WON IN A SHOOTOUT	4/13/14 at BUF (Nilsson/Nielsen, 4-3)	LOST IN A SHOOTOUT	4/5/14 vs. WSH (Holtby/Kuznetsov, 3-4)
WON A 1-0 GAME IN A SHOOTOUT	2/7/12 at PHI	LOST A 1-0 GAME IN A SHOOTOUT	Never
TIED A GAME	4/4/04 vs. PHI (3-3)	PLAYED A 0-0 TIE	2/24/04 vs. BOS (DiPietro - 28 saves, Potvin - 33)
TRAILED BY 3 AND WON	3/10/14 at VAN (7-4)	TRAILED BY 3 AND WON	3/10/14 at Vancouver (7-4 W)
PLAYED WITH FEWER THAN 20 DRESSED PLAYERS	3/24/07 at PHI (19 total: F - 11, D - 6, G - 2)	TRAILED BY 4 AND WON	3/22/94 vs. Tampa Bay (5-4 W)

SEASON-BY-SEASON RECORD

SEASON	GP	W	L	T*	OTL**	PTS	GF	GA	DIVISION	CONFERENCE	LEAGUE	PLAYOFF RESULT
1972-73	78	12	60	6	-	30	170	347	8th East Div.	8th East Div.	16th Overall	Did Not Qualify
1973-74	78	19	41	18	-	56	182	247	8th East Div.	8th East Div.	15th Overall	Did Not Qualify
1974-75	80	33	25	22	-	88	264	221	3rd Patrick Div.	t-2nd Campbell	7th Overall	Lost Semi-Final
1975-76	80	42	21	17	-	101	297	190	2nd Patrick Div.	2nd Campbell	5th Overall	Lost Semi-Final
1976-77	80	47	21	12	-	106	288	193	2nd Patrick Div.	2nd Campbell	4th Overall	Lost Semi-Final
1977-78	80	48	17	15	-	111	334	210	1st Patrick Div.	1st Campbell	3rd Overall	Lost Qtr. Final
1978-79	80	51	15	14	-	116	358	214	1st Patrick Div.	1st Campbell	1st Overall	Lost Semi-Final
1979-80	80	39	28	13	-	91	281	247	2nd Patrick Div.	2nd Campbell	5th Overall	Won Stanley Cup
1980-81	80	48	18	14	-	110	355	260	1st Patrick Div.	1st Campbell	1st Overall	Won Stanley Cup
1981-82	80	54	16	10	-	118	385	250	1st Patrick Div.	1st Prince of Wales	1st Overall	Won Stanley Cup
1982-83	80	42	26	12	-	96	302	226	2nd Patrick Div.	4th Prince of Wales	6th Overall	Won Stanley Cup
1983-84	80	50	26	4	-	104	357	269	1st Patrick Div.	1st Prince of Wales	2nd Overall	Lost Final Round
1984-85	80	40	34	6	-	86	345	312	3rd Patrick Div.	6th Prince of Wales	9th Overall	Lost Div. Final
1985-86	80	39	29	12	-	90	327	284	3rd Patrick Div.	4th Prince of Wales	5th Overall	Lost Div. Semi-Final
1986-87	80	35	33	12	-	82	279	281	3rd Patrick Div.	6th Prince of Wales	9th Overall	Lost Div. Final
1987-88	80	39	31	10	-	88	308	267	1st Patrick Div.	3rd Prince of Wales	6th Overall	Lost Div. Semi-Final
1988-89	80	28	47	5	-	61	265	325	6th Patrick Div.	10th Prince of Wales	20th Overall	Did Not Qualify
1989-90	80	31	38	11	-	73	281	288	4th Patrick Div.	8th Prince of Wales	16th Overall	Lost Div. Semi-Final
1990-91	80	25	45	10	-	60	223	290	6th Patrick Div.	10th Prince of Wales	19th Overall	Did Not Qualify
1991-92	80	34	35	11	-	79	291	299	5th Patrick Div.	7th Prince of Wales	14th Overall	Did Not Qualify
1992-93	84	40	37	7	-	87	335	297	3rd Patrick Div.	6th Prince of Wales	13th Overall	Lost Conf. Final
1993-94	84	36	36	12	-	84	282	264	4th Atlantic Div.	8th East. Conf.	15th Overall	Lost Conf. Qtr. Final
1994-95	48	15	28	5	-	35	126	158	7th Atlantic Div.	13th East. Conf.	25th Overall	Did Not Qualify
1995-96	82	22	50	10	-	54	229	315	7th Atlantic Div.	12th East. Conf.	24th Overall	Did Not Qualify
1996-97	82	29	41	12	-	70	240	250	7th Atlantic Div.	12th East. Conf.	22nd Overall	Did Not Qualify
1997-98	82	30	41	11	-	71	212	225	4th Atlantic Div.	10th East. Conf.	19th Overall	Did Not Qualify
1998-99	82	24	48	10	-	58	194	244	5th Atlantic Div.	13th East. Conf.	25th Overall	Did Not Qualify
1999-00	82	24	48	9	1	58	194	275	5th Atlantic Div.	13th East. Conf.	26th Overall	Did Not Qualify
2000-01	82	21	51	7	3	52	185	268	5th Atlantic Div.	15th East. Conf.	30th Overall	Did Not Qualify
2001-02	82	42	28	8	4	96	239	220	2nd Atlantic Div.	5th East. Conf.	8th Overall	Lost Conf. Qtr. Final
2002-03	82	35	34	11	2	83	224	231	3rd Atlantic Div.	8th East. Conf.	16th Overall	Lost Conf. Qtr. Final
2003-04	82	38	29	11	4	91	237	210	3rd Atlantic Div.	8th East. Conf.	15th Overall	Lost Conf. Qtr. Final
2004-05	NO NHL SEASON DUE TO LOCKOUT											
2005-06	82	36	40	-	6	78	230	278	4th Atlantic Div.	12th East. Conf.	17th Overall	Did Not Qualify
2006-07	82	40	30	-	12	92	248	240	4th Atlantic Div.	8th East. Conf.	17th Overall	Lost Conf. Qtr. Final
2007-08	82	35	38	-	9	79	194	243	5th Atlantic Div.	13th East. Conf.	26th Overall	Did Not Qualify
2008-09	82	26	47	-	9	61	201	279	5th Atlantic Div.	15th East. Conf.	30th Overall	Did Not Qualify
2009-10	82	34	37	-	11	79	222	264	5th Atlantic Div.	13th East. Conf.	26th Overall	Did Not Qualify
2010-11	82	30	39	-	13	73	229	264	5th Atlantic Div.	14th East. Conf.	27th Overall	Did Not Qualify
2011-12	82	34	37	-	11	79	203	255	5th Atlantic Div.	14th East. Conf.	27th Overall	Did Not Qualify
2012-13	48	24	17	-	7	55	139	139	3rd Atlantic Div.	8th East. Conf.	16th Overall	Lost Conf. Qtr. Final
2013-14	82	34	37	-	11	79	225	267	8th. Metro Div.	14th East. Conf.	26th Overall	Did Not Qualify
TOTAL	3254	1405	1399	347	103	3260	10408	10406				

* T - Ties were eliminated starting in the 2005-06 season. ** OTL - Starting in the 1999-00 season, a team that loses a game in overtime earns one point. Starting in the 2005-06 season, a team that loses a game in the shootout earns one point in the OTL category.

OPPONENTS

IN THE PAST

STANLEY CUP PLAYOFFS

MEDIA INFORMATION

SEASON-BY-SEASON RECORD

HOME

SEASON	GP	W	L	T	OTL	PTS	GF	GA
1972-73	39	10	25	4	-	24	100	143
1973-74	39	13	17	9	-	35	96	110
1974-75	40	22	6	12	-	56	147	92
1975-76	40	24	8	8	-	56	162	81
1976-77	40	24	11	5	-	53	161	101
1977-78	40	29	3	8	-	66	184	94
1978-79	40	31	3	6	-	68	201	89
1979-80	40	26	9	5	-	57	154	106
1980-81	40	23	6	11	-	57	193	127
1981-82	40	33	3	4	-	70	210	111
1982-83	40	26	11	3	-	55	180	106
1983-84	40	28	11	1	-	57	190	117
1984-85	40	26	11	3	-	55	200	153
1985-86	40	22	11	7	-	51	182	132
1986-87	40	20	15	5	-	45	148	139
1987-88	40	24	10	6	-	54	161	121
1988-89	40	19	18	3	-	41	141	149
1989-90	40	15	17	8	-	38	133	134
1990-91	40	15	19	6	-	36	113	134
1991-92	40	20	15	5	-	45	164	140
1992-93	42	20	19	3	-	43	175	143
1993-94	42	23	15	4	-	50	148	116
1994-95	24	10	11	3	-	23	60	66
1995-96	41	14	21	6	-	34	114	146
1996-97	41	19	18	4	-	42	141	125
1997-98	41	17	20	4	-	38	106	104
1998-99	41	11	23	7	-	29	104	123
1999-00	41	10	25	5	1	26	94	140
2000-01	41	12	27	1	1	26	96	142
2001-02	41	21	13	5	2	49	124	115
2002-03	41	18	18	5	0	41	114	116
2003-04	41	25	11	4	1	55	129	92
2004-05	NO NHL SEASON DUE TO LOCKOUT							
2005-06	41	20	18	-	3	43	114	138
2006-07	41	22	13	-	6	50	119	103
2007-08	41	18	18	-	5	41	89	110
2008-09	41	17	18	-	6	40	112	129
2009-10	41	23	14	-	4	50	125	114
2010-11	41	17	18	-	6	40	132	128
2011-12	41	17	18	-	6	40	104	123
2012-13	24	10	11	-	3	23	67	73
2013-14	41	13	19	-	9	35	106	131
TOTAL	1627	807	597	170	53	1837	5593	4856

ROAD

GP	W	L	T	OTL	PTS	GF	GA
39	2	35	2	-	6	70	204
39	6	24	9	-	21	86	137
40	11	19	10	-	32	117	129
40	18	13	9	-	45	135	109
40	23	10	7	-	53	127	92
40	19	14	7	-	45	150	116
40	20	12	8	-	48	157	125
40	13	19	8	-	34	127	141
40	25	12	3	-	53	162	133
40	21	13	6	-	48	175	139
40	16	15	9	-	41	122	120
40	22	15	3	-	47	167	152
40	14	23	3	-	31	145	159
40	17	18	5	-	39	145	152
40	15	18	7	-	37	131	142
40	15	21	4	-	34	147	146
40	9	29	2	-	20	124	176
40	16	21	3	-	35	148	154
40	10	26	4	-	24	110	156
40	14	20	6	-	34	127	159
42	20	18	4	-	44	160	154
42	13	21	8	-	34	134	148
24	5	17	2	-	12	66	92
41	8	29	4	-	20	115	169
41	10	23	8	-	28	99	125
41	13	21	7	-	33	106	121
41	13	25	3	-	29	90	121
41	14	23	4	0	32	100	135
41	9	24	6	2	26	89	126
41	21	15	3	2	47	115	105
41	17	16	6	2	42	110	115
41	13	18	7	3	36	108	118
NO NHL SEASON DUE TO LOCKOUT							
41	16	22	-	3	35	116	140
41	18	17	-	6	42	129	137
41	17	20	-	4	38	105	133
41	9	29	-	3	21	89	150
41	11	23	-	7	29	97	150
41	13	21	-	7	31	97	136
41	17	19	-	5	39	99	132
24	14	6	-	4	34	68	63
41	21	18	-	2	44	110	130
1627	598	802	177	50	1423	4874	5541

GAMES POSTPONED (due to weather)

SCHEDULED	PLAYED	LOCATION	SCORE	REASON
Dec. 26, 1975	Feb. 6, 1976	Detroit	L 4-3	Snow
Feb. 7, 1978	Mar. 26, 1978	NYI (vs. Minn.)	W 6-3	Snow
Dec. 31, 1978	Jan. 22, 1979	Chicago	W 2-1	Snow
Jan. 21, 1979	Feb. 14, 1979	Buffalo	L 2-1	Rain/Fog
Mar. 13, 1993	Mar. 14, 1993	NYI (vs. Pitt.)	L 3-2	Snow

SITES OF HOME GAMES (Other than Nassau Coliseum)

SCHEDULED	ARENA	LOCATION	OPPONENT	SCORE
Dec. 13, 1992	Myriad Convention Center	Oklahoma City, OK	vs. Edmonton	4-1 W
Mar. 18, 1994	Target Center	Minneapolis, MN	vs. Buffalo	2-2 T
Jan. 29, 2014	Yankee Stadium	Bronx, NY	vs. NY Rangers	1-2 L

SPECIAL TEAMS

POWER PLAY GOALS FOR			POWER PLAY GOALS AGAINST			SH GOALS	FOR	VS.
1972-73	28-258	10.8%	1972-73	63-261	75.9%	1972-73	2	13
1973-74	32-230	13.8%	1973-74	63-262	75.9%	1973-74	7	13
1974-75	51-272	18.8%	1974-75	55-340	83.8%	1974-75	11	7
1975-76	92-290	31.7%	1975-76	55-377	85.4%	1975-76	11	4
1976-77	56-240	23.3%	1976-77	47-278	83.1%	1976-77	16	3
1977-78	71-227	31.3%	1977-78	45-272	83.5%	1977-78	7	6
1978-79	81-260	31.2%	1978-79	57-287	80.1%	1978-79	7	4
1979-80	63-265	23.8%	1979-80	71-316	77.5%	1979-80	7	4
1980-81	93-317	29.3%	1980-81	76-368	79.3%	1980-81	19	6
1981-82	80-334	28.2%	1981-82	65-332	80.4%	1981-82	16	3
1982-83	69-268	25.7%	1982-83	55-331	83.4%	1982-83	10	3
1983-84	63-280	22.5%	1983-84	66-360	81.7%	1983-84	18	9
1984-85	71-277	25.6%	1984-85	68-383	82.2%	1984-85	14	7
1985-86	73-332	22.0%	1985-86	77-369	79.1%	1985-86	4	9
1986-87	84-337	24.9%	1986-87	83-375	77.9%	1986-87	8	8
1987-88	87-387	22.5%	1987-88	94-416	77.4%	1987-88	8	8
1988-89	85-378	22.5%	1988-89	103-390	73.6%	1988-89	4	7
1989-90	78-330	23.6%	1989-90	87-371	76.5%	1989-90	10	8
1990-91	51-317	16.1%	1990-91	78-353	77.9%	1990-91	9	12
1991-92	75-339	22.1%	1991-92	90-383	76.5%	1991-92	11	8
1992-93	90-416	21.6%	1992-93	77-375	79.5%	1992-93	12	8
1993-94	74-369	20.1%	1993-94	79-417	81.1%	1993-94	15	9
1994-95	28-178	15.7%	1994-95	46-213	78.4%	1994-95	4	11
1995-96	70-372	18.8%	1995-96	90-414	78.3%	1995-96	8	15
1996-97	48-346	13.9%	1996-97	53-319	83.4%	1996-97	14	9
1997-98	61-364	16.8%	1997-98	54-384	85.9%	1997-98	11	16
1998-99	54-341	15.8%	1998-99	60-363	83.5%	1998-99	8	7
1999-00	45-320	14.1%	1999-00	84-420	80.0%	1999-00	8	8
2000-01	51-386	13.2%	2000-01	79-445	82.2%	2000-01	9	14
2001-02	59-363	16.3%	2001-02	52-366	85.8%	2001-02	17	10
2002-03	58-384	15.1%	2002-03	67-405	83.5%	2002-03	12	5
2003-04	54-323	16.7%	2003-04	52-359	85.5%	2003-04	11	5
2004-05			NO NHL SEASON DUE TO LOCKOUT					
2005-06	76-450	16.9%	2005-06	99-476	79.2%	2005-06	5	15
2006-07	63-348	18.1%	2006-07	79-433	81.8%	2006-07	7	9
2007-08	48-330	14.6%	2007-08	68-375	81.9%	2007-08	10	15
2008-09	54-320	16.9%	2008-09	65-341	80.9%	2008-09	12	5
2009-10	49-306	16.0%	2009-10	71-300	76.3%	2009-10	7	3
2010-11	52-302	17.2%	2010-11	52-310	83.2%	2010-11	15	7
2011-12	45-243	18.5%	2011-12	46-236	80.5%	2011-12	4	5
2012-13	31-156	19.9%	2012-13	28-142	80.3%	2012-13	2	0
2013-14	49-276	17.8%	2013-14	58-265	78.1%	2013-14	8	7
TOTAL	2,497-12,538	19.9%	TOTAL	2,711-13,946	80.6%	TOTAL	398	325

100-POINT SEASONS

PLAYER	YEAR	GP	G	A	PTS	PIM
Mike Bossy	1981-82	80	64	83	147	22
Bryan Trottier	1978-79	76	47	87	134	50
Pierre Turgeon	1992-93	83	58	74	132	26
Bryan Trottier	1981-82	80	50	79	129	88
Mike Bossy	1978-79	80	69	57	126	25
Mike Bossy	1985-86	80	61	62	123	14
Bryan Trottier	1977-78	77	46	77	123	46
Mike Bossy	1980-81	79	68	51	119	32
Mike Bossy	1982-83	79	60	58	118	20
Mike Bossy	1983-84	67	51	67	118	8
Mike Bossy	1984-85	76	58	59	117	38
Bryan Trottier	1983-84	68	40	71	111	59
Pat LaFontaine	1989-90	74	54	51	105	38
Bryan Trottier	1979-80	78	42	62	104	68
Bryan Trottier	1980-81	73	31	72	103	74
Brent Sutter	1984-85	72	42	60	102	51
Denis Potvin	1978-79	73	31	70	101	58
John Tonelli	1984-85	80	42	58	100	95

PENALTY MINUTES, SHUTOUTS, SHOTS

TEAM	PIMS	AVG/GAME	TEAM	SHUTOUTS	AGAINST	TEAM	SHOTS FOR	AGAINST
1972-73	881	11.3	1972-73	.0	11	1972-73	1952	2690
1973-74	1075	13.8	1973-74	.0	8	1973-74	1959	2348
1974-75	1118	14.0	1974-75	.6	1	1974-75	2364	2351
1975-76	1277	16.0	1975-76	.10	0	1975-76	2438	2286
1976-77	1012	12.7	1976-77	.6	4	1976-77	2361	2276
1977-78	938	11.7	1977-78	.6	1	1977-78	2490	2183
1978-79	1077	13.5	1978-79	.3	0	1978-79	2300	2309
1979-80	1298	16.2	1979-80	.5	3	1979-80	2219	2396
1980-81	1442	18.0	1980-81	.5	0	1980-81	2417	2418
1981-82	1328	16.6	1981-82	.0	1	1981-82	2426	2373
1982-83	1266	15.8	1982-83	.2	6	1982-83	2364	2335
1983-84	1157	14.5	1983-84	.2	2	1983-84	2458	2701
1984-85	1516	19.0	1984-85	.2	1	1984-85	2415	2591
1985-86	1348	16.9	1985-86	.2	3	1985-86	2352	2658
1986-87	1831	22.9	1986-87	.1	1	1986-87	2480	2226
1987-88	1734	21.7	1987-88	.5	1	1987-88	2417	2529
1988-89	1817	22.7	1988-89	.0	3	1988-89	2429	2463
1989-90	1777	22.2	1989-90	.5	3	1989-90	2359	2682
1990-91	1723	21.5	1990-91	.0	4	1990-91	2168	2495
1991-92	1713	21.4	1991-92	.1	1	1991-92	2226	2630
1992-93	1701	20.3	1992-93	.1	3	1992-93	2616	2470
1993-94	1787	21.3	1993-94	.5	3	1993-94	2511	2561
1994-95	901	18.8	1994-95	.1	1	1994-95	1357	1448
1995-96	1669	20.4	1995-96	.3	1	1995-96	2310	2627
1996-97	1640	20.0	1996-97	.5	5	1996-97	2188	2481
1997-98	1646	20.1	1997-98	.8	2	1997-98	2119	2358
1998-99	1111	13.5	1998-99	.5	5	1998-99	2157	2331
1999-00	1376	16.8	1999-00	.3	9	1999-00	2147	2742
2000-01	1325	16.2	2000-01	.2	10	2000-01	2257	2378
2001-02	1255	15.3	2001-02	.6	4	2001-02	2319	2285
2002-03	1244	15.2	2002-03	.3	8	2002-03	2427	2318
2003-04	1168	14.2	2003-04	.6	8	2003-04	2341	2244
2004-05				NO NHL SEASON DUE TO LOCKOUT				
2005-06	1526	18.6	2005-06	.1	5	2005-06	2481	2549
2006-07	1062	13.0	2006-07	.5	6	2006-07	2459	2672
2007-08	1023	12.5	2007-08	.3	7	2007-08	2435	2488
2008-09	1198	14.6	2008-09	.3	5	2008-09	2372	2751
2009-10	928	11.3	2009-10	.3	6	2009-10	2493	2619
2010-11	1515	18.5	2010-11	.2	6	2010-11	2408	2620
2011-12	763	9.3	2011-12	.3	9	2011-12	2410	2469
2012-13	461	9.6	2012-13	.3	4	2012-13	1485	1352
2013-14	1015	12.4	2013-14	.4	6	2013-14	2537	2464
TOTALS	53642	16.9	TOTALS	136	167	TOTALS	94423	99167

50-GOAL SEASONS

PLAYER	YEAR	G	PLAYER	YEAR	G
Mike Bossy	1978-79	69	Mike Bossy	1984-85	58
Mike Bossy	1980-81	68	Pat LaFontaine	1989-90	54
Mike Bossy	1981-82	64	Mike Bossy	1977-78	53
Mike Bossy	1985-86	61	Mike Bossy	1983-84	51
Mike Bossy	1982-83	60	Mike Bossy	1979-80	51
Pierre Turgeon	1992-93	58	Bryan Trottier	1981-82	50

SEASON LEADERS

	PLAYER	GOALS	PLAYER	ASSISTS	PLAYER	POINTS	PLAYER	PIM
1972-73	Harris	.28	Westfall	.31	Harris	.50	Hart	.158
1973-74	Harris/Stewart	.23	D. Potvin	.37	D. Potvin	.54	Howatt	.204
1974-75	Nystrom	.27	D. Potvin	.55	D. Potvin	.76	Hart	.143
1975-76	Gillies	.34	D. Potvin	.67	D. Potvin	.98	Howatt	.197
1976-77	Gillies	.33	D. Potvin	.55	D. Potvin	.80	Howatt	.182
1977-78	Bossy	.53	Trottier	.77	Trottier	.123	Howatt	.146
1978-79	Bossy	.69	Trottier	.87	Trottier	.134	Howatt	.205
1979-80	Bossy	.51	Trottier	.62	Trottier	.104	Howatt	.219
1980-81	Bossy	.68	Trottier	.72	Bossy	.119	Howatt	.174
1981-82	Bossy	.64	Bossy	.83	Bossy	.147	B. Sutter	.114
1982-83	Bossy	.60	Bossy	.58	Bossy	.118	B. Sutter	.128
1983-84	Bossy	.51	Trottier	.71	Bossy	.118	D. Sutter	.94
1984-85	Bossy	.58	B. Sutter	.60	Bossy	.117	D. Sutter	.174
1985-86	Bossy	.61	Bossy	.62	Bossy	.123	D. Sutter	.157
1986-87	Bossy/LaFontaine	.38	Trottier	.64	Trottier	.87	Curran	.356
1987-88	LaFontaine	.47	Trottier	.52	LaFontaine	.92	Kerr	.198
1988-89	LaFontaine	.45	LaFontaine	.43	LaFontaine	.88	Pilon	.242
1989-90	LaFontaine	.54	LaFontaine	.51	LaFontaine	.105	Vukota	.290
1990-91	LaFontaine	.41	LaFontaine	.44	LaFontaine	.85	Baumgartner	.282
1991-92	Ferraro/King	.40	Turgeon	.49	Turgeon	.87	Vukota	.293
1992-93	Turgeon	.58	Turgeon	.74	Turgeon	.132	Vukota	.216
1993-94	Thomas	.42	Turgeon	.56	Turgeon	.94	Vukota	.237
1994-95	Ferraro	.22	Ferraro	.21	Ferraro	.43	Vukota	.109
1995-96	Palffy	.43	Green	.45	Palffy	.87	Severyn	.180
1996-97	Palffy	.48	Palffy	.42	Palffy	.90	Pilon	.179
1997-98	Palffy	.45	Palffy	.42	Palffy	.87	Pilon	.291
1998-99	Palffy	.22	Reichel	.37	Reichel	.56	Odjick	.133
1999-00	Czerkawski	.35	Czerkawski	.35	Czerkawski	.70	Cairns	.196
2000-01	Czerkawski	.30	Czerkawski	.32	Czerkawski	.62	Chara	.157
2001-02	Yashin	.32	Yashin	.43	Yashin	.75	Cairns	.176
2002-03	Scatchard	.27	Yashin	.39	Yashin	.65	Cairns	.124
2003-04	Czerkawski/Hunter	.25	Kvasha	.36	Hunter/Kvasha	.51	Cairns	.189
2004-05				NO NHL SEASON DUE TO LOCKOUT				
2005-06	Satan	.35	York	.39	Satan/Yashin	.66	Godard	.115
2006-07	Blake	.40	Poti	.38	Blake	.69	Witt	.131
2007-08	Guerin	.23	Hunter	.29	Comrie	.49	Comrie	.87
2008-09	Okposo	.18	Streit	.40	Streit	.56	Jackman	.155
2009-10	Moulson	.30	Streit	.38	Tavares	.54	Jackman	.98
2010-11	Grabner	.34	Tavares	.38	Tavares	.67	Konopka	.307
2011-12	Moulson	.36	Tavares	.50	Tavares	.81	Martin	.121
2012-13	Tavares	.28	Moulson	.29	Tavares	.47	Martin	.63
2013-14	Okposo	.27	Okposo/Tavares	.42	Okposo	.69	Carkner	.149

OPPONENTS

IN THE PAST

STANLEY CUP PLAYOFFS

MEDIA INFORMATION

SEASON LEADERS (continued)

PLAYER	PPG	PLAYER	SHG	PLAYER	GWG	PLAYER	GTG
1972-73 Harris	6	Gagnon/Crisp	1	3 tied with2	6 tied with	1
1973-74 D. Potvin/Westfall	6	Stewart	5	Nystrom5	3 tied with	3
1974-75 Gillies	8	Henning	4	Harris5	Gillies/Howatt	3
1975-76 D. Potvin	18	Henning	4	Gillies6	Trottier	3
1976-77 Gillies	12	Henning	6	Parise7	4 tied with	2
1977-78 Bossy	25	Henning/Trottier	2	Bourne8	Bossy/Gilles	2
1978-79 Bossy	27	D. Potvin	3	Bossy9	Bossy/Trottier	2
1979-80 Bossy	16	Kallur	4	Bossy8	3 tied with	2
1980-81 Bossy	28	Bourne	7	Bossy10	Kallur	4
1981-82 Trottier	18	Goring	5	Bossy/Trottier10	3 tied with	2
1982-83 Bossy	19	Goring	5	Bossy8	Bossy	3
1983-84 Potvin	11	Goring	5	Bossy11	Bourne	2
1984-85 Bossy	14	Trottier	5	Bossy7	Tonelli	2
1985-86 Bossy	21	4 tied with	1	Bossy9	Bossy/B. Sutter	2
1986-87 LaFontaine	19	B. Sutter	3	B. Sutter8	Makela	2
1987-88 LaFontaine/Trotier	15	Makela/B. Sutter	2	LaFontaine7	LaFontaine	2
1988-89 B. Sutter	17	B. Sutter	2	Volek7	Wood	1
1989-90 B. Sutter	17	B. Sutter/McDonough	3	LaFontaine8	Crossman/Nylund	2
1990-91 LaFontaine	12	B. Sutter/LaFontaine	2	LaFontaine5	5 tied with	1
1991-92 King	21	DiMaio/Fitzgerald	2	King/Turgeon6	Ferraro/King	2
1992-93 Turgeon	24	Fitzgerald/Hogue	3	Turgeon10	Turgeon	2
1993-94 Thomas	17	Hogue/McInnis	5	King7	Ferraro	3
1994-95 King	7	Turgeon	2	3 tied with2	Ferraro	2
1995-96 Palffy	17	Andersson/Plante	2	Palffy6	3 tied with	1
1996-97 Green	10	Palffy	4	Palffy6	3 tied with	1
1997-98 Palffy	17	Chorske	4	Palffy5	Reichel	2
1998-99 Linden	8	Lapointe/Palffy	2	Watt4	Czerkawski	2
1999-00 Czerkawski	16	Jokinen/J. Jonsson	2	Czerkawski4	3 tied with	1
2000-01 Czerkawski	10	Lindgren	2	Scatchard5	3 tied with	1
2001-02 Yashin	15	Peca	6	Czerkawski/Parrish6	4 tied with	1
2002-03 Yashin	14	Bates	6	Yashin7	3 tied with	1
2003-04 Czerkawski	9	Blake	4	Hunter7	Czerkawski	2
2004-05			NO NHL SEASON DUE TO LOCKOUT				
2005-06 Satan	17	Blake	2	Bates4	N/A	—
2006-07 Blake	14	Sillinger/Park	2	Blake7	N/A	—
2007-08 Fedotenko	8	Park	4	Guerin5	N/A	—
2008-09 Streit	10	Bergenheim	4	Bergenheim4	N/A	—
2009-10 Tavares	11	Bergenheim	2	Moulson5	N/A	—
2010-11 Moulson/Tavares/Parenteau	9	Nielsen	7	Tavares4	N/A	—
2011-12 Moulson	14	Bailey	3	Tavares8	N/A	—
2012-13 Tavares	9	Grabner/Nielsen	2	Tavares5	N/A	—
2013-14 Tavares	8	Clutterbuck/Grabner	3	Okposo/Tavares4	N/A	—

NEW YORK ISLANDERS SHUTOUTS FOR (136)

DATE	ISLANDERS	GOALTENDER	OPPOSING	SCORE
10/21/74	at Washington	Smith	Low	5-0
10/26/74	Minnesota	Smith	Rivard	4-0
11/27/74	Toronto	Smith	Favell	6-0
12/14/74	Los Angeles	Resch	Vachon	3-0
12/29/74	at Washington	Resch	Low	7-0
2/25/75	St. Louis	Resch	Belanger	3-0
10/11/75	Los Angeles	Resch	Vachon	7-0
10/17/75	at Atlanta	Smith	Bouchard	2-0
10/23/75	Philadelphia	Resch	Stephenson	3-0
12/7/75	at Buffalo	Resch	Desjardins	3-0
12/9/75	Minnesota	Resch	Maniago	6-0
12/17/75	at NY Rangers	Smith	Davidson	3-0
1/13/76	Detroit	Resch	Rutherford	1-0
1/24/76	Los Angeles	Smith	Vachon	5-0
2/22/76	at Washington	Resch	Wolfe	4-0
3/9/76	St. Louis	Resch	Johnston	4-0
10/7/76	at Philadelphia	Resch	Parent	3-0
10/12/76	Atlanta	Resch	Bouchard	7-0
12/4/76	Buffalo	Resch	Desjardins	3-0
12/21/76	Boston	Smith	Cheevers	3-0
3/6/77	at Colorado	Resch	Plasse	5-0
3/16/77	at Chicago	Smith	Esposito	5-0
10/18/77	Los Angeles	Resch	Vachon	0-0
11/1/77	Atlanta	Smith/Hogosta*	Myre	9-0
11/13/77	at Washington	Resch	Wolfe	6-0
12/7/77	at Chicago	Smith	Esposito	4-0
1/14/78	at Washington	Resch	Bedard	4-0
1/19/78	at St. Louis	Smith	Myre	3-0
12/17/78	at Detroit	Smith	Vachon	3-0
1/2/79	Vancouver	Resch	Hanlon	9-0
3/31/79	Buffalo	Resch	Sauve	2-0
12/2/79	at Winnipeg	Smith	Hamel	4-0
1/8/80	Vancouver	Resch	Hanlon	3-0
2/9/80	Quebec	Smith	Dion	5-0
2/12/80	Winnipeg	Resch	Mattson	0-0
3/2/80	at Pittsburgh	Resch	Holland	0-0
11/20/80	Hartford	Resch	Veisor	5-0
12/21/80	at Chicago	Resch	Esposito	9-0
1/20/81	Calgary	Resch	Lemelin	5-0
1/22/81	at Detroit	Smith	Lozinski	3-0
3/12/81	at Edmonton	Smith	G. Edwards	5-0
10/14/82	Pittsburgh	Smith	Herron	9-0
2/19/83	Montreal	Melanson	Wamsley	5-0
11/5/83	Buffalo	Smith	Sauve	4-0
3/27/84	Montreal	Smith	Penney	7-0
12/21/84	at Hartford	Hrudey	Millen	1-0
2/2/85	at Pittsburgh	Hrudey	Romano	4-0
1/9/86	Pittsburgh	Hrudey	Romano	9-0
2/11/86	Vancouver	Smith	Brodeur	1-0
2/22/87	at New Jersey	Smith	Chevrier	7-0
10/15/87	at Philadelphia	Hrudey	LaForest	6-0
2/20/88	Hartford	Hrudey	Weeks	3-0
3/1/88	St. Louis	Smith	Millen	2-0
3/6/88	at Quebec	Hrudey	Brunetta	2-0
3/20/88	at Winnipeg	Smith	Reddick	6-0
11/30/89	at Chicago	Fitzpatrick	Chevrier	2-0
12/5/89	Buffalo	Fitzpatrick	Puppa	3-0
12/9/89	NY Rangers	Fitzpatrick	Vanbiesbrouck	0-0
1/16/90	Vancouver	Healy	McLean	3-0
2/4/90	at Buffalo	Healy	Puppa	1-0
4/15/92	New Jersey	Healy	Terreri	7-0
3/16/93	at San Jose	Healy	Irbe	6-0
10/26/93	Los Angeles	Hextall	Stauber	7-0
2/19/94	Ottawa	Hextall	Madeley	4-0
2/21/94	Washington	Hextall	Beaupre	4-0
2/25/94	Philadelphia	Hextall	Roussel	2-0
4/13/94	at Tampa Bay	Hextall	Puppa	2-0
3/23/95	NY Rangers	Soderstrom	Richter	1-0
10/20/95	Montreal	Soderstrom	Roy	2-0
2/25/96	Edmonton	Soderstrom	Joseph	2-0
4/6/96	Buffalo	Fichaud	Hasek/Trefilov	3-0

DATE	ISLANDERS	GOALTENDER	OPPOSING	SCORE
11/29/96	at Washington	Salo	Kolzig	2-0
12/7/96	Washington	Salo	Carey	2-0
2/15/97	Florida	Salo	Fitzpatrick	1-0
3/2/97	at Washington	Salo	Kolzig	2-0
3/13/97	at Tampa Bay	Salo	Schwab	3-0
10/3/97	Toronto	Salo	Healy	3-0
12/6/97	Phoenix	Salo	Waite	4-0
12/17/97	Buffalo	Salo	Hasek	4-0
1/30/98	Carolina	Salo	Kidd	2-0
4/1/98	Tampa Bay	Flaherty	Bierk	4-0
4/4/98	NY Rangers	Salo/Flaherty*	Cloutier/Richter	3-0
4/6/98	at Tampa Bay	Flaherty	Fitzpatrick	3-0
4/16/98	Tampa Bay	Flaherty	Bierk	4-0
10/14/98	at Tampa Bay	Salo	Puppa	2-0
10/17/98	at St. Louis	Salo	Fuhr	1-0
10/27/98	Los Angeles	Salo	Legace	1-0
11/12/98	Montreal	Salo	Thibault	4-0
12/15/98	at San Jose	Salo	Vernon	1-0
11/10/99	at Carolina	Potvin	Irbe	2-0
12/27/99	Boston	Luongo	Tallas	3-0
1/22/00	Tampa Bay	Weekes	Hodson	2-0
1/1/00	at Florida	Flaherty	Luongo	3-0
12/01/00	at New Jersey	Vanbiesbrouck	Brodeur	2-0
10/06/01	at Florida	Osgood	Luongo	3-0
11/07/01	at Carolina	Osgood	Irbe	4-0
11/06/01	Tampa Bay	Osgood	Khabibulin	3-0
12/06/01	at Philadelphia	Snow	Cechmanek	2-0
2/12/02	at Philadelphia	Snow	Cechmanek	1-0
3/12/02	at Buffalo	Osgood	Biron	3-0
12/28/02	Carolina	Osgood	Weekes	3-0
12/31/02	at Buffalo	Osgood	Miller	1-0
2/19/03	at San Jose	Snow	Nabokov	3-0
10/11/03	at Buffalo	DiPietro	Miller	6-0
12/13/03	Atlanta	Snow	Nurminen	3-0
1/24/04	at Atlanta	DiPietro	Nurminen	3-0
2/24/04	Boston	DiPietro	Potvin	0-0
3/21/04	Tampa Bay	DiPietro	Grahame	3-0
3/23/04	Washington	DiPietro	Kolzig/Yeates	3-0
4/8/06	Washington	DiPietro	Johnson	5-0
11/15/06	at Dallas	DiPietro	Turco	3-0
12/16/06	Atlanta	DiPietro	Hedberg	6-0
12/23/06	Columbus	DiPietro	Norrena	4-0
12/26/06	NY Rangers	DiPietro	Lundqvist	2-0
2/7/07	Philadelphia	DiPietro	Niittymaki	2-0
11/1/07	Tampa Bay	DiPietro	Denis	4-0
11/16/07	at New Jersey	DiPietro	Brodeur	1-0
2/21/08	Tampa Bay	DiPietro	Ramo	1-0
2/21/09	New Jersey	Danis	Clemmensen	4-0
2/28/09	Buffalo	Danis	Lalime	2-0
3/27/09	at Detroit	MacDonald	Osgood	2-0
10/31/09	Buffalo	Biron	Miller	5-0
1/12/10	Detroit	Roloson	Osgood	6-0
1/18/10	New Jersey	DiPietro	Brodeur	4-0
11/26/10	New Jersey	DiPietro	Hedberg	2-0
2/19/11	Los Angeles	Montoya	Quick	3-0
1/17/12	Washington	Nabokov	Vokoun	3-0
2/7/12	Philadelphia	Nabokov	Bryzgalov	1-0
3/4/12	New Jersey	Nilsson	Brodeur	1-0
2/23/13	at Buffalo	Nabokov	Miller	4-0
3/14/13	at Tampa Bay	Nabokov	Lindback	2-0
3/24/13	Florida	Nabokov	Markstrom	3-0
12/23/13	at Detroit	Nabokov	Mrazek	3-0
2/4/14	at Washington	Nabokov	Neuvirth	1-0
3/23/14	Columbus	Nabokov	Bobrovsky	2-0
4/10/14	at Montreal	Nabokov	Price	2-0

*NHL rules state when more than one goaltender appears in a shutout that shutout is credited to the team and not the individual.

Total-136, Home-78, Road-58 / Resch-25, Smith-22, DiPietro-16, Salo-14, Nabokov - 9, Hrudey-6, Osgood-6, Hextall-5, Healy-4, Flaherty-4, Snow 4, Fitzpatrick-3, Soderstrom-3, Danis-2, Biron-1, Fichaud-1, Luongo-1, MacDonald-1, Melanson-1, Montoya-1, Nilsson-1, Potvin-1, Roloson-1, Vanbiesbrouck-1, Weekes-1, Team-2

OPPONENTS

IN THE PAST

STANLEY CUP PLAYOFFS

MEDIA INFORMATION

TOP-TEN LISTS

GAMES

Bryan Trottier	1123
Denis Potvin	1060
Bob Nystrom	900
Clark Gillies.	872
Bob Bourne	814
Mike Bossy	752
Patrick Flatley	712
Brent Sutter.	694
Bill Smith	675
Derek King	638

GOALS

Mike Bossy	573
Bryan Trottier	500
Denis Potvin	310
Clark Gillies.	304
Pat LaFontaine	287
Brent Sutter.	287
Bob Bourne	238
Bob Nystrom	235
Derek King	211
John Tonelli	206

ASSISTS

Bryan Trottier	853
Denis Potvin	742
Mike Bossy	553
Clark Gillies.	359
John Tonelli	338
Patrick Flatley	328
Brent Sutter.	323
Stefan Persson	317
Bob Bourne	304
Derek King	288

POINTS

Bryan Trottier	1353
Mike Bossy	1126
Denis Potvin	1052
Clark Gillies.	663
Brent Sutter.	610
Pat LaFontaine	566
John Tonelli	544
Bob Bourne	542
Bob Nystrom	513
Derek King	499

PLUS/MINUS

Bryan Trottier	470
Denis Potvin	460
Mike Bossy	381
Clark Gillies.	240
John Tonelli	216
Stefan Persson	176
Robert Bourne	160
Ken Morrow	149
David Lewis	144
Gerry Hart.	131

OT GOALS

Mike Bossy	4
Pat LaFontaine	4
Kyle Okposo	4
John Tavares	4
Pierre Turgeon	4
Michael Grabner	3
Oleg Kvasha	3
Roman Hamrlik	3
Trent Hunter	3

PENALTY MINUTES

Mick Vukota.	1879
Rich Pilon.	1525
Garry Howatt	1466
Denis Potvin	1356
Bob Nystrom	1248
Duane Sutter	893
Clark Gillies.	891
Eric Cairns	814
Bryan Trottier	798
Gerry Hart.	783

POWER PLAY GOALS

Mike Bossy	181
Bryan Trottier	158
Denis Potvin	127
Clark Gillies.	92
Brent Sutter.	91
Derek King	81
Pat LaFontaine	79
Pierre Turgeon	50
Mariusz Czerkawski.	47
Alexei Yashin	47

SHORTHANDED GOALS

Anders Kallur	19
Butch Goring	18
Lorne Henning	18
Bryan Trottier	17
Bob Bourne	16
Shawn Bates	13
Frans Nielsen	12
Brent Sutter.	12
Michael Grabner	11
Claude Lapointe	11

GAME-WINNING GOALS

Mike Bossy	82
Bryan Trottier	68
Denis Potvin	44
Clark Gillies.	41
Bob Nystrom	38
Bob Bourne	37
Brent Sutter.	37
Pat LaFontaine	35
Derek King	30
John Tonelli	29

SHOTS

Denis Potvin	3053
Mike Bossy	2705
Bryan Trottier	2626
Clark Gillies.	2122
Bob Nystrom	1825
Brent Sutter.	1658
Pat LaFontaine	1640
Robert Bourne	1572
Derek King	1409
Bill Harris.	1340

HAT TRICKS

Mike Bossy	39
Bryan Trottier	16
Pierre Turgeon	8
Pat LaFontaine	7
Derek King	6
Ziggy Palffy	6
Brent Sutter.	6
Jason Blake.	5
Denis Potvin	5
John Tavares	5

CONSECUTIVE GAMES

Billy Harris	576
Bob Nystrom	301
Matt Moulson	284
Denis Potvin	262

NEW YORK ISLANDERS HAT TRICKS (172)

DATE	PLAYER	OPPONENT	GOALTENDER	SCORE	DATE	PLAYER	OPPONENT	GOALTENDER	SCORE
11/1/72	Germain Gagnon	at California	Gilles Meloche	6-2	1/17/81	Mike Bossy	Washington	Rollie Boutin	6-4
1/23/73	Craig Cameron	California	Marv Edwards	8-1	3/3/81	Mike Bossy	Edmonton	Ed Mio	8-1
3/3/73	Bob Cook	Vancouver	Ed Dyck	9-3	3/24/81	Bryan Trottier	at St. Louis	Mike Liut	5-3
12/22/73	Ralph Stewart	at St. Louis	Wayne Stephenson	4-2	11/26/81	Bryan Trottier	St. Louis	Mike Liut (2), Gary Edwards (1)	9-2
1/31/74	Bob Nystrom	at Los Angeles	Rogie Vachon	4-2	1/7/82	Bryan Trottier	at Philadelphia	Rick St. Croix	5-4
3/3/74	Bill Harris	at Buffalo	Dave Dryden	3-4	2/2/82	Brent Sutter	Washington	Dave Parro	7-6
4/6/74	Bill Harris	Minnesota	Fern Rivard	4-2	2/6/82	Mike Bossy	Detroit	Gilles Gilbert	6-2
10/28/74	Ed Westfall	California	Gary Simmons	10-1	2/13/82	Bryan Trottier (5)	Philadelphia	Pete Peeters	8-2
10/28/74	Bill MacMillan	California	Gary Simmons	10-1	3/2/82	Bryan Trottier	Calgary	Rejean Lemelin	6-3
1/25/75	Denis Potvin	Los Angeles	Gary Edwards	5-5	3/4/82	Mike Bossy	Toronto	Michel Larocque (1), Vincent Tremblay (2)	10-1
2/22/75	Ed Westfall	at Montreal	Michel Larocque	7-6	3/4/82	Denis Potvin	Toronto	Michel Larocque (2), Vincent Tremblay (1)	10-1
10/11/75	Bryan Trottier	Los Angeles	Rogie Vachon	7-0	3/23/82	Mike Bossy (4)	Washington	Al Jensen (2), Dave Parro (2)	8-1
11/4/75	Jean Paul Parise	California	Gilles Meloche	5-3	10/14/82	Butch Goring	Pittsburgh	Denis Herron	9-0
12/20/75	Garry Howatt	at St. Louis	Yves Belanger	7-1	10/21/82	Bryan Trottier	Washington	Pat Riggan	6-3
12/30/75	Bob Nystrom	Philadelphia	Wayne Stephenson	6-2	12/17/82	Mike Bossy	at NY Rangers	Ed Mio	5-2
1/6/76	Jude Drouin	Kansas City	Bill McKenzie	8-1	1/15/83	John Tonelli	Los Angeles	Doug Kears	5-2
1/22/76	Jean Potvin	Detroit	Pete McDuffe	8-1	1/27/83	Mike Bossy	at Los Angeles	Gary Laskowski	6-4
3/14/76	Garry Howatt	at Chicago	Tony Esposito	5-3	2/10/83	Mike Bossy	Washington	Al Jensen	8-3
11/19/76	Clark Gillies	at Vancouver	Cesare Maniago (2), Curt Ridley (1)	6-4	3/17/83	Mike Bossy	at New Jersey	Glenn Resch	9-5
1/10/77	Bob Nystrom	Philadelphia	Bernie Parent	8-3	3/19/83	Mats Hallin	Philadelphia	Bob Froese	9-2
3/16/77	Garry Howatt	at Chicago	Tony Esposito	5-0	10/6/83	Mike Bossy	at Montreal	Rick Wamsley	7-4
4/3/77	Bryan Trottier	at NY Rangers	John Davidson	5-2	10/29/83	Mike Bossy	New Jersey	Glenn Resch	5-3
11/1/77	Bryan Trottier (4)	Atlanta	Phil Myre	9-0	11/11/83	Bryan Trottier	at Pittsburgh	Michel Dion	6-5
2/4/78	Mike Bossy	Washington	Bernie Wolfe	6-1	11/15/83	Mike Bossy	Hartford	Greg Millen	6-4
2/11/78	Denis Potvin	Detroit	Ron Low	8-5	11/26/83	Mike Bossy	Chicago	Tony Esposito	9-3
10/14/78	Denis Potvin	at Toronto	Mike Palmateer	7-10	11/29/83	Brent Sutter	at St. Louis	Rick Heinz	5-5
11/21/78	Bryan Trottier	at Colorado	Bill Oleschuk (2), Michel Plasse (1)	7-1	12/13/83	Butch Goring (4)	Edmonton	Grant Fuhr	8-5
12/7/78	Mike Bossy	St. Louis	Ed Staniowski	7-1	1/18/84	Mike Bossy	at Chicago	Tony Esposito	9-1
12/23/78	Bryan Trottier (5)	NY Rangers	Wayne Thomas (4), John Davidson (1)	9-4	1/18/84	Bill Carroll	at Chicago	Tony Esposito	9-1
12/28/78	Mike Bossy	at Atlanta	Dan Bouchard	10-4	2/25/84	Greg Gilbert	New Jersey	Ron Low	7-1
1/2/79	Mike Bossy	Vancouver	Glen Hanlon	9-0	3/3/84	Pat LaFontaine	at Toronto	Allan Bester (1), Rick St. Croix (2)	11-6
1/16/79	Denis Potvin	Washington	Gary Inness	6-2	3/13/84	Bob Bourne	at New Jersey	Glenn Resch	5-1
2/27/79	Clark Gillies	Montreal	Ken Dryden	7-3	10/17/84	Clark Gillies	at Detroit	Greg Stefan	6-4
3/13/79	Mike Bossy	Boston	Gerry Cheevers	7-2	10/20/84	Mike Bossy (4)	Los Angeles	Bob Janecyk	8-3
3/15/79	Bryan Trottier	Toronto	Mike Palmateer	6-2	10/23/84	Brent Sutter	Vancouver	Frank Caprice	6-5
4/7/79	Mike Bossy (4)	Philadelphia	Wayne Stephenson (3), Robbie Moore (1)	9-2	11/1/84	Mike Bossy (4)	at Montreal	Steve Penney (3), Doug Soetaert (1)	5-6
10/20/79	Bill Harris	Hartford	John Garrett	5-1	11/17/84	Mike Bossy	NY Rangers	Glen Hanlon (1), John Vanbiesbrouck (2)	10-4
10/27/79	Bryan Trottier	Chicago	Tony Esposito	6-4	12/18/84	John Tonelli	Winnipeg	Marc Behrend	7-4
12/27/79	Mike Bossy	at Montreal	Michel Larocque	6-3	1/2/85	Brent Sutter	at Detroit	Greg Stefan (1), Corrado Micallef (2)	7-2
3/4/80	Mike Bossy	Edmonton	Ed Mio (1), Jim Corsi (2)	6-4	2/7/85	Mike Bossy	NY Rangers	John Vanbiesbrouck (2), Empty Net (1)	7-5
3/30/80	Butch Goring	at Quebec	Goran Hogosta	9-6	11/6/85	Patrick Flatley (4)	at Toronto	Don Edwards	5-4
10/28/80	Mike Bossy	Montreal	Denis Herron	6-2	11/27/85	Mike Bossy	at Minnesota	Don Beaupre	4-4
11/8/80	Mike Bossy	Chicago	Tony Esposito	7-3	1/24/86	Bryan Trottier	at Washington	Pete Peeters (2), Empty Net Goal (1)	7-5
11/11/80	Mike Bossy (4)	Minnesota	Gilles Meloche	6-6	2/15/86	Mike Bossy	New Jersey	Glenn Resch	6-5
11/18/80	Mike Bossy	at St. Louis	Mike Liut	7-2	3/11/86	Mike Bossy (4)	Calgary	Rejean Lemelin (2), Mike Vernon (2)	8-4
11/30/80	Anders Kallur	at Quebec	Michel Plasse	7-3	3/20/86	Mike Bossy	at Toronto	Ken Wregget	7-1
12/14/80	Mike Bossy	at Winnipeg	Pierre Hamel	5-4					
12/21/80	Mike Bossy	at Chicago	Tony Esposito	9-0					
12/30/80	Butch Goring	Colorado	Hardy Astrom (2), Jari Kaarela (1)	9-3					
1/6/81	John Tonelli (5)	Toronto	Jiri Crha	6-3					
1/13/81	Mike Bossy (4)	Pittsburgh	Greg Millen	6-3					

OPPONENTS

IN THE PAST

STANLEY CUP PLAYOFFS

MEDIA INFORMATION

NEW YORK ISLANDERS HAT TRICKS (171) (continued)

DATE	PLAYER	OPPONENT	GOALTENDER	SCORE	DATE	PLAYER	OPPONENT	GOALTENDER	SCORE
11/29/86	Mike Bossy	Philadelphia	Ron Hextall	5-6	3/3/96	Zigmund Palffy	Winnipeg	Nikolai Khabibulin	5-7
12/20/86	Brent Sutter	NY Rangers	John Vanbiesbrouck	5-2	3/5/96	Zigmund Palffy	Boston	Bill Ranford	5-3
3/8/87	Mike Bossy	at Chicago	Murray Bannerman	6-5	1/24/97	Derek King	at Hartford	Sean Burke	5-2
10/20/87	Bryan Trottier	Calgary	Doug Dadswell (1), Mike Vernon (2)	5-4	3/29/97	Zigmund Palffy	Boston	Paxton Schafer	8-2
11/10/87	Pat LaFontaine	Washington	Clint Malarchuk	4-3	10/16/97	Zigmund Palffy	at San Jose	Mike Vernon	5-2
12/4/87	Mikko Makela	at Washington	Clint Malarchuk	6-4	11/26/97	Robert Reichel	NY Rangers	Mike Richter	4-1
2/16/88	Greg Gilbert	Calgary	Doug Dadswell	9-3	1/28/98	Zigmund Palffy	Philadelphia	Garth Snow	6-1
1/14/89	Pat LaFontaine	Chicago	Ed Belfour	3-5	4/17/99	Zigmund Palffy	at Pittsburgh	Tom Barrasso (1), Peter Skudra (2)	7-2
1/21/89	Pat LaFontaine	Minnesota	John Casey (2), Kari Takko (1)	8-6	4/9/00	Mariusz Czerkawski	Florida	Trevor Kidd	3-2
10/20/89	Mick Vukota	at Washington	Don Beaupre	5-3	10/11/01	Mark Parrish	at New Jersey	Martin Brodeur (2), Empty Net (1)	6-4
12/31/89	Pat LaFontaine	at Buffalo	Daren Puppa	4-2	11/24/01	Mark Parrish	Anaheim	Jean-Sebastien Giguere (1), Steve Shields (2)	5-3
1/19/90	Randy Wood	at Winnipeg	Bob Essensa	6-4	11/27/01	Mariusz Czerkawski	Washington	Craig Billington	5-5
2/6/90	Pat LaFontaine	at Pittsburgh	Tom Barrasso	8-7	1/30/02	Alexei Yashin	at NY Rangers	Mike Richter	6-3
2/6/90	Derek King	at Pittsburgh	Tom Barrasso	8-7	1/3/03	Mark Parrish	Boston	John Grahame	8-4
3/17/90	Brent Sutter	NY Rangers	John Vanbiesbrouck	6-3	1/7/03	Dave Scatchard	Pittsburgh	Jean-Sebastien Aubin	6-3
10/27/90	Pat LaFontaine	Philadelphia	Ron Hextall (2), Ken Wregget (1)	5-2	1/11/03	Jason Blake	Atlanta	Byron Dafeo	7-3
12/20/90	David Volek	Hartford	Peter Sidorkiewicz	4-2	2/11/03	Dave Scatchard	Tampa Bay	Nikolai Khabibulin	6-2
12/23/90	Patrick Flatley	at Pittsburgh	Frank Pietrangelo	4-3	3/25/03	Alexei Yashin (4)	at Chicago	Craig Anderson (2), Steve Passmore (2)	9-2
12/31/90	Derek King (4)	Quebec	Ron Tugnutt	6-3	3/19/04	Jason Blake	Minnesota	Dwayne Roloson	3-1
10/15/91	Derek King	Pittsburgh	Tom Barrasso	6-7	11/26/05	Jason Blake	at Philadelphia	Antero Niittymaki	4-2
11/30/91	Pierre Turgeon	Washington	Mike Liut	8-1	2/4/06	Miroslav Satan	at Pittsburgh	Marc-Andre Fleury	5-4
12/10/91	Ray Ferraro	St. Louis	Curtis Joseph	7-7	12/3/06	Viktor Kozlov (4)	at NY Rangers	Henrik Lundqvist (1), Kevin Weeks (2)	7-4
1/1/92	Derek King	at Washington	Don Beaupre	5-8	12/19/06	Jason Blake	at NY Rangers	Kevin Weekes	4-3
1/7/92	Ray Ferraro (4)	at Detroit	Tim Cheveldae	5-2	2/27/07	Jason Blake	Philadelphia	Antero Nittymaki	6-5
2/20/92	Pierre Turgeon	NY Rangers	John Vanbiesbrouck	6-2	10/18/07	Bill Guerin	at Washington	Olaf Kolzig	5-2
4/15/92	Steve Thomas (4)	New Jersey	Chris Terreri (2), Martin Brodeur (2)	7-0	3/7/09	Sean Bergenheim	New Jersey	Martin Brodeur (2), Empty Net (1)	7-3
10/24/92	Benoit Hogue	Hartford	Sean Burke	4-2	10/31/09	Jeff Tambellini	Buffalo	Ryan Miller (2), Patrick Lalime (1)	5-0
11/22/92	Pierre Turgeon	at Edmonton	Bill Ranford	5-5	12/3/09	Matt Moulson	at Atlanta	Ondrej Pavelec	4-1
1/16/93	Pierre Turgeon	at New Jersey	Chris Terreri	5-3	3/2/10	Blake Comeau	Chicago	Cristobal Huet	5-3
2/20/93	Pierre Turgeon	Pittsburgh	Tom Barrasso	4-2	10/23/10	John Tavares	at Florida	Thomas Vokoun	3-4
4/16/93	Pierre Turgeon	New Jersey	Chris Terreri (1), Craig Billington (2)	8-4	1/15/11	John Tavares	Buffalo	Ryan Miller	5-3
10/23/93	Derek King	Ottawa	Darrin Madeley	5-5	2/13/11	Michael Grabner	at Buffalo	Ryan Miller	7-6
11/17/93	Pierre Turgeon	at Ottawa	Daniel Berthiaume (2), Craig Billington (1)	8-1	2/21/11	Matt Moulson	Florida	Thomas Vokoun	5-1
11/27/93	Steve Thomas	NY Rangers	Mike Richter (2), Glenn Healy (1)	6-4	10/15/11	John Tavares	at NY Rangers	Henrik Lundqvist	4-2
11/30/93	Travis Green	Washington	Rick Tabaracci	6-4	12/3/11	Matt Moulson (4)	at Dallas	Andrew Raycroft	5-4
2/1/94	Patrick Flatley	San Jose	Arturs Irbe	5-4	2/16/13	John Tavares	New Jersey	Johna Hedberg	5-1
3/9/94	Pierre Turgeon	at Vancouver	Kay Whitmore	4-5	1/6/14	John Tavares	Dallas	Kari Lehtonen	7-3
2/4/96	Niklas Andersson	Dallas	Allan Bester	5-3					

PENALTY SHOTS FOR (57)

DATE	PLAYER	OPPONENT	GOALTENDER	SCORE
Bill Harris	10/12/72	Los Angeles	Vachon	Failed
Ralph Stewart	3/5/74	Pittsburgh	Brown	Failed
Lorne Henning	2/1/75	at Detroit	Rutherford	Scored
Bryan Trottier	1/27/76	Minnesota	Maniago	Failed
Clark Gillies	11/13/77	at Washington	Wolfe	Scored
Anders Kallur	12/14/80	at Winnipeg	Hamel	Failed
Clark Gillies	12/8/82	at Detroit	Micalef	Failed
Bob Bourne	2/17/83	Pittsburgh	Herron	Failed
Bryan Trottier	1/5/85	Buffalo	Barrasso	Failed
Brent Sutter	12/26/86	at Washington	Mason	Failed
Alan Kerr	2/26/87	at Pittsburgh	Riggin	Failed
Marty McInnis	3/8/92	at Buffalo	Draper	Failed
Pierre Turgeon	11/7/92	Tampa Bay	Jablonski	Scored
Benoit Hogue	2/16/93	Edmonton	Tugnutt	Scored
Zigmund Palffy	4/14/94	at Florida	Vanbiesbrouck	Failed
Benoit Hogue	1/24/95	Philadelphia	Hextall	Scored
Wendel Clark	12/21/95	at Dallas	Wakaluk	Failed
Robert Reichel	1/14/98	at Tampa Bay	Bierk	Scored
Tom Chorske	3/7/98	Colorado	Roy	Scored
Claude Lapointe	10/22/98	at NY Rangers	Richter	Failed
Mariusz Czerkawski	12/4/98	at Washington	Tabaracci	Failed
Brad Isbister	1/10/00	Phoenix	Burke	Scored
Claude Lapointe	1/12/00	at Florida	Vernon	Failed
Olli Jokinen	3/4/00	Buffalo	Hasek	Scored
Brad Isbister	3/16/00	at Atlanta	Rhodes	Failed
Tim Connolly	3/21/00	Pittsburgh	Aubin	Scored
Brad Isbister	10/11/00	at Toronto	Healy	Failed
Dave Scatchard	2/27/01	New Jersey	Brodeur	Failed
Brad Isbister	2/10/02	at Minnesota	Roloson	Failed
Brad Isbister	10/15/02	Nashville	Vokoun	Failed

PENALTY SHOTS AGAINST (48)

DATE	PLAYER	OPPONENT	GOALTENDER	SCORE
Pit Martin	11/8/72	at Chicago	Desjardins	Failed
Hartland Monahan	1/16/77	at Washington	Resch	Scored
Ron Sedlbauer	11/19/77	Vancouver	Smith	Failed
Don Murdoch	1/28/78	NY –Rangers	Resch	Failed
Ron Sedlbauer	3/7/78	Vancouver	Resch	Failed
Rick MacLeish	3/20/78	at Philadelphia	Smith	Scored
Ross Lonsberry	12/5/78	Pittsburgh	Resch	Failed
Charlie Simmer	11/24/79	at Los Angeles	Smith	Failed
Michel Goulet	1/26/84	Quebec	Hrudey	Scored
Bill Gardner	10/13/84	Chicago	Hrudey	Scored
Ron Sutter	11/18/84	at Philadelphia	Hrudey	Failed
Doug Wilson	1/13/85	at Chicago	Smith	Failed
Joe Mullen	12/2/86	at Calgary	Hrudey	Scored
Mario Lemieux	1/19/88	Pittsburgh	Hrudey	Scored
Doug Gilmour	10/7/89	at Calgary	Fitzpatrick	Failed
Brett Hull	12/31/92	at St. Louis	Healy	Failed
Andrew Cassels	4/6/94	at Hartford	Hextall	Scored
Rob Zamuner	1/11/97	at Tampa Bay	Salo	Scored
Dan Kesa	1/13/00	at Tampa Bay	Luongo	Failed
Miroslav Satan	3/4/00	Buffalo	Weekes	Failed
Patrik Elias	12/01/00	at New Jersey	Vanbiesbrouck	Failed
Markus Naslund	3/21/02	Vancouver	Osgood	Failed
Michael Nylander	12/21/02	Washington	DiPietro	Failed
Mats Sundin	2/25/03	at Toronto	Snow	Failed
Patrick Elias	12/10/03	at New Jersey	Snow	Failed

DATE	PLAYER	OPPONENT	GOALTENDER	SCORE
Dave Scatchard	11/12/02	Ottawa	Prusek	Failed
Michael Peca	11/19/03	at Florida	Luongo	Failed
Jason Blake	1/24/04	at Atlanta	Nurminen	Failed
Miroslav Satan	10/10/05	Florida	Luongo	Failed
Robert Nilsson	3/4/06	Philadelphia	Nittymaki	Failed
Sean Bergenheim	3/31/06	Pittsburgh	Caron	Failed
Miroslav Satan	4/17/06	at Pittsburgh	Fleury	Failed
Ryan Smyth	3/13/07	at Montreal	Aebischer	Scored
Richard Park	10/27/07	Carolina	Grahame	Failed
Kyle Okposo	10/10/08	at New Jersey	Brodeur	Failed
Doug Weight	10/25/08	Carolina	Ward	Failed
Sean Bergenheim	2/26/09	Toronto	Toskala	Failed
Doug Weight	10/31/09	Buffalo	Lalime	Failed
Kyle Okposo	1/19/10	at Pittsburgh	Johnson	Failed
Frans Nielsen	10/30/10	at Philadelphia	Bobrovsky	Scored
Frans Nielsen	12/9/10	at Boston	Rask	Scored
Michael Grabner	2/11/11	Pittsburgh	Johnson	Failed
Matt Martin	3/8/11	Toronto	Reimer	Failed
Michael Grabner	11/25/11	New Jersey	Hedberg	Failed
Michael Grabner	1/12/12	Philadelphia	Bobrovsky	Failed
Michael Grabner	4/5/12	Winnipeg	Mason	Scored
John Tavares	2/9/13	Buffalo	Miller	Failed
David Ullstrom	2/16/13	New Jersey	Hedberg	Failed
Michael Grabner	2/28/13	Toronto	Reimer	Failed
Frans Nielsen	12/3/13	Pittsburgh	Fleury	Failed
Cal Clutterbuck	12/20/13	at NY Rangers	Lundqvist	Scored
Michael Grabner	2/4/14	at Washington	Neuvirth	Failed

Totals: Scored: 15 Failed: 43

DATE	PLAYER	OPPONENT	GOALTENDER	SCORE
Erik Cole	4/2/04	at Carolina	DiPietro	Failed
Patrick Stefan	10/25/05	Atlanta	DiPietro	Failed
Dany Heatley	11/05/05	at Ottawa	DiPietro	Failed
Peter Schaefer	12/30/05	at Ottawa	Snow	Failed
Vincent Lecavalier	1/02/06	Tampa Bay	Snow	Scored
Martin Straka	2/02/06	Rangers	DiPietro	Scored
Erik Cole	1/6/07	at Carolina	DiPietro	Failed
Marian Hossa	2/1/07	at Atlanta	Dunham	Failed
Evgeni Malkin	3/22/07	Pittsburgh	DiPietro	Failed
Stephen Weiss	12/07/07	at Florida	DiPietro	Failed
Eric Perrin	2/28/08	at Atlanta	DiPietro	Scored
Simon Gagne	2/14/09	at Philadelphia	Danis	Scored
Tom Kostopoulos	4/2/09	Montreal	Danis	Failed
Clarke MacArthur	10/16/09	Buffalo	Roloson	Scored
Marian Gaborik	10/11/10	NY Rangers	DiPietro	Failed
Benoit Pouliot	10/27/10	at Montreal	Roloson	Failed
Dustin Brown	11/13/10	at Los Angeles	Roloson	Scored
Evander Kane	12/11/10	Atlanta	DiPietro	Failed
Kris Letang	12/29/10	Pittsburgh	DiPietro	Failed
Daniel Booth	3/19/11	at Florida	DiPietro	Failed
Tomas Kopecky	10/22/11	at Florida	Nabokov	Failed
Evander Kane	11/3/11	Winnipeg	DiPietro	Failed
Thomas Vanek	1/14/12	Buffalo	Nabokov	Failed

Totals: Scored: 14 Failed: 34

OPPONENTS

IN THE PAST

STANLEY CUP PLAYOFFS

MEDIA INFORMATION

SEASON OVERTIME RECORD

SEASON	OVERALL					HOME				ROAD			
	GP	W	L	T	PCT	GP	W	L	T	GP	W	L	T
1983-84	10	3	3	4	.500	2	0	1	1	8	3	2	3
1984-85	15	1	8	6	.266	7	1	3	3	8	0	5	3
1985-86	17	4	1	12	.588	7	0	0	7	10	4	1	5
1986-87	20	5	3	12	.550	9	3	1	5	11	2	2	7
1987-88	13	3	0	10	.615	8	2	0	6	5	1	0	4
1988-89	11	3	3	5	.500	5	2	0	3	6	1	3	2
1989-90	16	3	2	11	.531	9	1	0	8	7	2	2	3
1990-91	15	2	3	10	.467	7	0	1	6	8	2	2	4
1991-92	16	3	2	11	.531	8	1	2	5	8	2	0	6
1992-93	13	3	3	7	.500	5	0	2	3	8	3	1	4
1993-94	19	5	2	12	.579	6	2	0	4	13	3	2	8
1994-95	7	1	1	5	.500	3	0	0	3	4	1	1	2
1995-96	17	2	5	10	.412	9	1	2	6	8	1	3	4
1996-97	17	3	2	12	.529	7	2	1	4	10	1	1	8
1997-98	13	0	2	11	.423	5	0	1	4	8	0	1	7
1998-99	17	1	6	10	.353	11	0	4	7	6	1	2	3
1999-00	15	5	1	9	.667	8	2	1	5	7	3	0	4
2000-01	12	2	3	7	.583	3	1	1	1	9	1	2	6
2001-02	18	6	4	8	.667	10	3	2	5	8	3	2	3
2002-03	18	5	2	11	.639	8	3	0	5	10	2	2	6
2003-04	17	2	4	11	.559	6	1	1	4	11	1	3	7
2004-05						NO NHL SEASON DUE TO LOCKOUT							
2005-06	6	3	3	—	.750	4	2	2	—	2	1	1	—
2006-07	9	2	7	—	.611	7	2	5	—	2	0	2	—
2007-08	11	5	6	—	.727	7	3	4	—	4	2	2	—
2008-09	7	3	4	—	.714	3	1	2	—	4	2	2	—
2009-10	11	6	5	—	.773	3	1	2	—	8	5	3	—
2010-11	14	7	7	—	.750	3	2	1	—	11	5	6	—
2011-12	10	3	7	—	.650	6	2	4	—	4	1	3	—
2012-13	6	2	4	—	.667	3	0	3	—	3	2	1	—
2013-14	9	4	5	—	.722	6	2	4	—	3	2	1	—
TOTALS	399	97	108	194	.564	186	40	50	95	214	57	58	99

* Percentage is calculated by dividing the number of points earned by the number of possible points ^ L - Starting in the 1999-00 season, an overtime loss earns one point for the losing team. Starting in the 2005-06 season ties were eliminated. Shootout wins and losses are not included.

GOALTENDERS OVERTIME RECORD

Martin Biron 1-3-0	Jeff Hackett 4-2-1	Al Montoya 2-6-0	Garth Snow 6-4-12
Marcel Cousineau 0-1-0	Glenn Healy 5-3-21	Evgeni Nabokov 7-9-0	Tommy Soderstrom 0-3-9
Yann Danis 1-1-0	Ron Hextall 3-1-6	Anders Nilsson 1-2-0	Chris Terreri 0-0-1
Rick DiPietro 11-21-8	Kelly Hrudey 10-9-26	Chris Osgood 7-4-10	John Vanbiesbrouck 1-2-5
Wade Dubielewicz 1-0-0	Nathan Lawson 0-1-0	Kevin Poulin 2-0-0	Kevin Weekes 2-1-4
Mike Dunham 0-2-0	Roberto Luongo 2-0-1	Felix Potvin 1-2-4	Steve Weeks 0-0-2
Eric Fichaud 1-3-9	Joey MacDonald 2-4-0	Dwayne Roloson 7-2-0	
Mark Fitzpatrick 4-3-17	Roland Melanson 1-3-2	Tommy Salo 4-5-21	
Wade Flaherty 0-1-6	Jamie McLennan 3-2-9	Bill Smith 5-6-19	

*** Overtime records do not reflect results from shootouts. ***

REGULAR SEASON OVERTIME GOALS FOR (97)

DATE	PLAYER	OPPONENT	SCORE	TIME
10/8/83	Bob Bourne	at Washington	8-7	0:24
12/28/83	Stefan Persson	at Los Angeles	6-5	4:54
2/19/84	John Tonelli	at New Jersey	5-4	3:40
10/13/84	Mike Bossy	Chicago	7-6	0:54
10/12/85	Bryan Trottier	at Los Angeles	5-4	0:48
11/24/85	Greg Gilbert	at Rangers	4-3	1:57
12/31/85	Mikko Makela	at Detroit	5-4	0:53
2/2/86	Mike Bossy	at New Jersey	3-2	3:28
11/8/86	Patrick Flatley	Detroit	2-1	4:11
11/18/86	Mike Bossy	at Quebec	4-3	4:45
12/23/86	Mike Bossy	Pittsburgh	4-3	3:25
1/24/87	Ari Haanpaa	at Quebec	2-1	2:28
3/14/87	Pat LaFontaine	New Jersey	7-6	1:01
11/1/87	Pat LaFontaine	at Boston	6-5	1:41
11/7/87	Rich Kromm	Detroit	4-3	1:46
11/10/87	Brad Lauer	Washington	4-3	4:25
11/5/88	Pat LaFontaine	Washington	4-3	0:10
3/11/89	Pat LaFontaine	New Jersey	3-2	1:04
3/29/89	Alan Kerr	at New Jersey	5-4	0:27
12/19/89	Don Maloney	New Jersey	5-4	3:18
2/6/90	Don Maloney	at Pittsburgh	8-7	4:28
2/10/90	Randy Wood	at Boston	4-3	2:13
11/15/90	Brent Sutter	at Calgary	5-4	4:18
12/23/90	Patrick Flatley	at Pittsburgh	4-3	4:29
2/6/92	Ray Ferraro	at Vancouver	5-4	2:48
2/17/92	Tom Fitzgerald	Winnipeg	5-4	2:55
2/28/92	Steve Thomas	at New Jersey	3-2	3:48
12/15/92	Derek King	at St. Louis (at Dallas)	4-3	2:33
2/28/93	Pierre Turgeon	at Hartford	7-6	2:39
4/2/93	Pierre Turgeon	at Rangers	3-2	3:41
10/10/93	Pierre Turgeon	at Anaheim	4-3	2:43
11/21/93	Pierre Turgeon	at Philadelphia	5-4	0:24
12/26/93	Benoit Hogue	Buffalo	4-3	2:28
3/22/94	Vladimir Malakhov	Tampa Bay	5-4	3:59
4/5/94	Benoit Hogue	at Washington	4-3	3:34
2/2/95	Ray Ferraro	at Philadelphia	5-4	1:47
10/31/95	Bob Sweeney	at Florida	5-4	3:56
1/30/96	Mathieu Schneider	Buffalo	5-4	2:19
11/13/96	Bryan McCabe	Vancouver	5-4	0:45
2/15/97	Claude Lapointe	Florida	1-0	2:46
3/26/97	Bryan Berard	at Buffalo	3-2	1:00
12/17/98	Bryan Berard	at Los Angeles	5-4	2:00
11/4/99	Jamie Heward	Montreal	2-1	0:47
1/29/00	Mathieu Biron	at San Jose	3-2	2:43
2/10/00	Tim Connolly	Tampa Bay	5-4	3:49
3/5/00	Mariusz Czerkawski	at Philadelphia	4-3	0:59
3/10/00	Olli Jokinen	at Dallas	4-3	3:34
2/22/01	Roman Hamrik	Philadelphia	4-3	4:42
3/20/01	Roman Hamrik	at St. Louis	4-3	0:23

DATE	PLAYER	OPPONENT	SCORE	TIME
10/18/01	Radek Martinek	Carolina	2-1	3:43
10/26/01	Mariusz Czerkawski	at Carolina	3-2	3:01
10/28/01	Michael Peca	Dallas	3-2	3:25
12/29/01	Alexei Yashin	Montreal	6-5	1:10
2/12/02	Michael Peca	at Philadelphia	1-0	4:51
4/4/02	Oleg Kvasha	at Boston	2-1	3:29
10/15/02	Adrian Aucoin	Nashville	4-3	1:50
12/30/02	Roman Hamrik	Florida	2-1	4:03
12/31/02	Jason Blake	at Buffalo	1-0	1:36
1/16/03	Oleg Kvasha	at St. Louis	3-2	1:59
3/1/03	Jason Blake	Buffalo	2-1	2:42
12/26/03	Mark Parrish	at New Jersey	4-3	1:25
2/3/04	Adrian Aucoin	Vancouver	5-4	0:36
11/1/05	Shawn Bates	Boston	4-3	4:31
1/4/06	Mark Parrish	Florida	4-3	2:15
1/17/06	Oleg Kvasha	at Chicago	2-1	3:02
10/21/06	Tom Poti	Carolina	4-3	0:23
2/27/07	Trent Hunter	Philadelphia	6-5	4:29
2/29/07	Bill Guerin	New Jersey	4-3	4:56
12/8/07	Mike Sillinger	at Tampa Bay	3-2	4:32
12/22/07	Richard Park	Washington	3-2	3:43
12/26/07	Mike Comrie	Toronto	4-3	4:50
2/28/08	Trent Hunter	at Atlanta	5-4	1:09
10/16/08	Trent Hunter	at Tampa Bay	4-3	0:51
11/3/08	Chris Campoli	Columbus	4-3	3:13
3/12/09	Kyle Okposo	at Montreal	3-2	0:26
10/30/09	Mark Streit	at Washington	4-3	0:53
11/13/09	Kyle Okposo	at Carolina	4-3	4:45
11/23/09	Josh Bailey	at Toronto	4-3	4:17
12/12/09	Frans Nielsen	Boston	3-2	0:24
12/26/09	Kyle Okposo	at NY Rangers	3-2	4:13
3/27/10	Josh Bailey	at Columbus	4-3	2:58
10/18/10	John Tavares	at Toronto	2-1	3:26
10/21/10	Matt Moulson	at Tampa Bay	3-2	1:56
12/22/10	John Tavares	Tampa Bay	2-1	3:23
12/31/10	PA Parenteau	at Detroit	4-3	3:57
1/8/11	John Tavares	at Colorado	4-3	3:52
2/13/11	Michael Grabner	at Buffalo	7-6	2:55
3/8/11	Blake Comeau	Toronto	4-3	4:02
1/21/12	John Tavares	Carolina	2-1	3:58
2/3/12	Mark Eaton	at Ottawa	2-1	2:35
3/11/12	Mark Streit	Los Angeles	2-1	1:36
1/31/13	Brad Boyes	at New Jersey	5-4	2:01
2/21/13	Thomas Hickey	at Montreal	4-3	3:12
1/2/14	Kyle Okposo	Chicago	3-2	0:58
1/10/14	Michael Grabner	at Dallas	2-1	1:46
2/27/14	Lubomir Visnovsky	Toronto	5-4	1:55
3/4/14	Michael Grabner	at Edmonton	3-2	3:53

OPPONENTS

IN THE PAST

STANLEY CUP PLAYOFFS

MEDIA INFORMATION

REGULAR SEASON OVERTIME GOALS AGAINST (108)

DATE	PLAYER	OPPONENT	SCORE	TIME	DATE	PLAYER	OPPONENT	SCORE	TIME
10/23/83	Peter Sundstrom	at Rangers	6-5	1:13	1/4/03	Martin Straka	at Pittsburgh	3-2	0:42
12/30/83	Paul MacLean	at Winnipeg	4-3	0:29	1/13/03	Jaromir Jagr	at Washington	4-3	4:23
3/10/84	Mike Eaves	Calgary	5-4	1:22	12/10/03	Patrik Elias	at New Jersey	1-0	2:09
11/1/84	Pierre Mondou	at Montreal	6-5	2:21	1/29/04	Glen Murray	at Boston	2-1	2:25
11/9/84	Reijo Ruotsalainen	at Rangers	5-4	0:57	2/29/04	Ryan Malone	Pittsburgh	3-2	2:45
12/8/84	Greg Malone	Hartford	4-3	4:27	3/9/04	Pavol Demitra	at St. Louis	3-2	1:01
12/27/84	Doug Jarvis	Washington	5-4	4:10	2/6/06	Vincent Lecavlier	Tampa Bay	3-2	4:05
1/15/85	Jere Gillis	at Vancouver	6-5	1:54	3/24/06	Sidney Crosby	at Pittsburgh	4-3	3:28
1/19/85	Dave Taylor	at Los Angeles	6-5	3:28	4/13/06	Matt Stajan	Toronto	4-3	3:52
2/24/85	Bob Gainey	at Montreal	4-3	0:44	10/19/06	Sergei Gonchar	Pittsburgh	4-3	3:33
3/5/85	Dave Poulin	Philadelphia	5-4	2:18	1/13/07	Scott Gomez	New Jersey	2-1	3:40
11/17/85	Murray Craven	at Philadelphia	5-4	3:52	1/26/07	Ilya Kovalchuk	at Atlanta	5-4	2:59
10/30/86	Aaron Broten	at New Jersey	7-6	4:22	1/30/07	Henrik Zetterberg	Detroit	4-3	2:57
11/11/86	Glenn Anderson	Edmonton	3-2	2:19	3/1/07	Lee Stempniak	St. Louis	3-2	0:25
12/31/86	Tomas Sandstrom	at NY Rangers	4-3	4:37	3/20/07	Filip Kuba	at Tampa Bay	4-3	0:55
10/9/88	Steve Duchesne	at Los Angeles	6-5	3:17	3/25/07	Michael Nylander	NY Rangers	2-1	4:11
10/29/88	Tommy Albelin	at Quebec	3-2	2:33	11/26/07	Mike Modano	Dallas	3-2	0:35
11/16/88	Mats Naslund	at Montreal	5-4	1:06	1/3/08	Jassen Cullimore	Florida	4-3	1:33
11/28/89	John MacLean	at New Jersey	3-2	3:30	1/5/08	Marek Svatos	at Colorado	2-1	2:05
2/22/90	Randy Gilhen	at Pittsburgh	4-3	4:26	1/21/08	Cory Stillman	Carolina	3-2	0:52
1/9/91	Brian Skrudland	at Montreal	4-3	2:30	2/9/08	Brent Burns	at Minnesota	4-3	2:34
1/27/91	Kelly Miller	at Washington	5-4	4:21	4/1/08	Zach Parise	New Jersey	2-1	0:29
1/31/91	Dale Hunter	Washington	4-3	1:44	10/30/08	Jeff Carter	at Philadelphia	3-2	4:37
10/15/91	Phil Bourque	Pittsburgh	7-6	2:30	12/10/08	Alexander Ovechkin	Washington	5-4	4:49
12/5/91	Sylvain Turgeon	Montreal	5-4	2:52	1/19/09	Alexander Ovechkin	Washington	2-1	1:46
11/7/92	Doug Crossman	Tampa Bay	6-5	1:16	3/10/09	Mikhail Grabovski	at Toronto	3-2	0:50
12/12/92	Russ Romaniuk	Winnipeg	4-3	1:41	10/8/09	Mike Fisher	at Ottawa	3-2	0:32
4/14/93	Mark Janssens	at Hartford	5-4	1:08	10/24/09	Brooks Laich	Washington	3-2	1:00
1/19/94	Chris Gratton	at Tampa Bay	4-3	4:20	10/26/09	Roman Hamrlik	at Montreal	3-2	1:32
2/24/94	Rod Brind'Amour	at Philadelphia	5-4	1:25	3/19/10	Saku Koivu	at Anaheim	5-4	0:14
2/20/95	Donald Brashear	at Montreal	3-2	1:54	4/11/10	Jordan Leopold	Pittsburgh	6-5	4:25
11/17/95	Peter Douris	at Anaheim	2-1	4:59	10/15/10	Alex Goligoski	at Pittsburgh	3-2	1:51
12/14/95	Steve Konowalchuk	at Washington	4-3	2:16	11/21/10	Dustin Byfuglien	at Atlanta	2-1	1:30
2/3/96	Michal Pivonka	at Washington	6-5	1:21	11/24/10	Jakub Voracek	Columbus	4-3	2:31
2/23/96	Rob Zamuner	Tampa Bay	3-2	4:45	2/24/11	Andrej Meszaros	at Philadelphia	4-3	4:42
3/23/96	Steve Thomas	New Jersey	3-2	3:38	3/1/11	Alex Ovechkin	at Washington	2-1	1:55
12/23/96	Ray Sheppard	Florida	4-3	1:46	3/12/11	Anssi Salmela	at New Jersey	3-2	3:09
1/30/97	Jyrki Lumme	at Vancouver	2-1	1:30	3/18/11	Joni Pitkanen	at Carolina	3-2	3:58
1/10/98	Bates Battaglia	Carolina	2-1	1:59	10/29/11	Brent Burns	San Jose	3-2	1:07
3/28/98	Sylvain Cote	at Toronto	4-3	4:56	11/10/11	Kyle Quincey	at Colorado	4-3	2:39
12/12/98	Benoit Hogue	Tampa Bay	2-1	4:12	11/23/11	Danny Briere	Philadelphia	4-3	2:34
1/2/99	Marco Sturm	San Jose	4-3	1:47	12/8/11	Patrick Sharp	Chicago	3-2	1:34
1/13/99	Adam Graves	at NY Rangers	4-3	3:08	1/24/12	Clarke MacArthur	Toronto	4-3	2:06
3/4/99	Joe Nieuwendyk	Dallas	3-2	4:12	2/28/12	Alexander Ovechkin	at Washington	3-2	1:35
3/14/99	Adam Graves	NY Rangers	3-2	4:05	3/11/12	Marian Gaborik	at NY Rangers	4-3	4:54
4/14/99	Bryan Berard	at Toronto	3-2	0:42	1/27/13	Evander Kane	at Winnipeg	4-5	1:59
1/17/00	Marian Hossa	Ottawa	4-3	3:57	2/28/13	Dion Phaneuf	Toronto	4-5	1:11
11/3/00	Craig Millar	at Tampa Bay	4-3	2:46	3/7/13	Marian Gaborik	NY Rangers	1-2	0:42
11/22/00	Theo Fleury	NY Rangers	4-3	4:25	4/13/13	Dan Girardi	NY Rangers	0-1	3:11
2/7/01	Maxim Afinogenov	at Buffalo	2-1	0:42	10/22/13	Brad Richardson	Vancouver	4-5	2:16
10/13/01	Steve Yzerman	Detroit	5-4	2:32	11/30/13	Alex Ovechkin	Washington	2-3	2:07
12/12/01	Scott Niedermayer	at New Jersey	3-2	1:25	12/3/13	Sidney Crosby	Pittsburgh	2-3	3:44
1/24/02	Alexei Morozov	Pittsburgh	5-4	1:29	12/14/13	Max Pacioretty	Montreal	0-1	1:41
3/19/02	Cory Cross	at Toronto	3-2	2:11	3/6/14	Taylor Hall	at Edmonton	2-3	2:29

TEAM SHOOTOUT RECORD

SEASON	OVERALL				HOME			ROAD		
	GP	W	L	PCT	GP	W	L	GP	W	L
2005-06	12	9	3	.750	7	6	1	5	3	2
2006-07	13	8	5	.615	5	4	1	8	4	4
2007-08	8	5	3	.625	2	1	1	6	4	2
2008-09	8	3	5	.375	6	2	4	2	1	1
2009-10	14	8	6	.571	9	7	2	5	1	4
2010-11	10	4	6	.400	6	1	5	4	3	1
2011-12	11	7	4	.636	3	1	2	8	6	2
2012-13	7	4	3	.571	1	1	0	6	3	3
2013-14	15	9	6	.600	8	3	5	7	6	1
TOTALS	98	57	41	.582	47	26	21	51	31	20

Starting in the 2005-06 season, games not decided in regulation or overtime were decided by the shootout.

SHOOTOUT RESULTS (98)

DATE	OPPONENT	SO SCORE	WINNING GOALIE	LOSING GOALIE	DETERMINING GOAL	FINAL RESULT
10/19/05	at NY Rangers	1-0	DiPietro	Lundqvist	Satan	W 3-2
11/14/05	at Pittsburgh	3-2	DiPietro	Thibault	Blake	W 3-2
11/23/05	Buffalo	0-2	Biron	DiPietro	Kotalik	L 3-4
12/8/05	at Columbus	0-1	Leclaire	DiPietro	Vyborny	L 3-4
12/10/05	Edmonton	2-1	DiPietro	Markkanen	Hunter	W 3-2
1/21/06	at New Jersey	1-2	Brodeur	DiPietro	Parise	L 2-3
1/26/06	Pittsburgh	1-0	Dubielewicz	Caron	Satan	W 4-3
2/4/06	at Pittsburgh	2-0	DiPietro	Fleury	Satan	W 5-4
3/2/06	New Jersey	2-0	DiPietro	Brodeur	Satan	W 3-2
3/7/06	New Jersey	2-1	DiPietro	Brodeur	Hunter	W 2-1
3/10/06	Toronto	1-0	DiPietro	Belfour	Satan	W 2-1
4/15/06	at Pittsburgh	4-3	DiPietro	Caron	Nilsson	W 5-4
10/11/06	at Anaheim	2-1	Dunham	Giguere	York	W 5-4
10/16/06	Nashville	0-2	Vokoun	Dunham	Sullivan	L 1-2
10/28/06	Florida	2-1	DiPietro	Belfour	Hilbert	W 4-3
11/17/06	at Tampa Bay	0-1	Holmqvist	DiPietro	Afanasenkov	L 2-3
12/9/06	Florida	2-0	DiPietro	Auld	Satan	W 5-4
1/11/07	at Boston	2-1	DiPietro	Toivonen	Blake	W 5-4
2/4/07	at Washington	0-1	Kolzig	DiPietro	Semin	L 1-2
2/10/07	at Boston	2-3	Thomas	DiPietro	Chara	L 3-4
2/13/07	at Toronto	2-1	DiPietro	Raycroft	Kozlov	W 3-2
2/22/07	Toronto	1-0	DiPietro	Raycroft	Robitaille	W 3-2
3/5/07	at NY Rangers	0-1	Lundqvist	DiPietro	Cullen	L 1-2
4/3/07	NY Rangers	1-0	Dubielewicz	Lundqvist	Satan	W 3-2
4/8/07	at New Jersey	2-1	Dubielewicz	Clemmensen	Kozlov	W 3-2
11/28/07	Ottawa	2-1	DiPietro	Emery	Sillinger	W 3-2
12/5/07	at Atlanta	0-2	Lehtonen	DiPietro	Kozlov	L 3-4
1/8/08	at Vancouver	1-2	Luongo	DiPietro	Edler	L 2-3
1/11/08	at Calgary	2-1	DiPietro	Kiprusoff	Park	W 5-4
2/20/08	at Washington	1-0	DiPietro	Kolzig	Comrie	W 3-2
3/4/08	at NY Rangers	2-1	Dubielewicz	Lundqvist	Tambellini	W 4-3
3/29/08	Philadelphia	0-1	Niittymaki	Dubielewicz	Briere	L 3-4
4/4/08	at NY Rangers	3-2	Dubielewicz	Lundqvist	Park	W 4-3
11/8/08	Pittsburgh	0-1	Sabourin	MacDonald	Sykora	L 3-4
11/17/08	Vancouver	1-0	MacDonald	Luongo	Nielsen	W 2-1
11/24/08	at Montreal	2-0	MacDonald	Price	Park	W 4-3
12/27/08	at Buffalo	0-2	Miller	MacDonald	Kotalik	L 3-4
2/10/09	Los Angeles	0-1	Quick	Danis	Johnson	L 3-4
2/16/09	Pittsburgh	2-1	MacDonald	Fleury	Tambellini	W 3-2
2/26/09	Toronto	1-2	Toskala	MacDonald	Stapleton	L 4-5
3/28/09	Philadelphia	1-2	Biron	Danis	Richards	L 3-4
10/3/09	Pittsburgh	0-2	Fleury	Roloson	Letang	L 3-4
10/10/09	at Boston	1-2	Rask	Roloson	Savard	L 3-4
10/21/09	Carolina	3-1	Roloson	Ward	Nielsen	W 4-3
11/11/09	at Washington	1-2	Varlamov	Roloson	Clark	L 4-5
11/14/10	at Florida	1-2	Vokoun	Roloson	Horton	L 4-5
12/29/09	Columbus	1-0	Roloson	Mason	Schremp	W 2-1
12/31/09	at Ottawa	1-3	Leclaire	Roloson	Shannon	L 2-3
1/2/10	Atlanta	2-1	Roloson	Hedberg	Nielsen	W 6-5
1/9/10	at Phoenix	3-2	Roloson	LaBarbera	Moulson	W 5-4
1/16/10	Buffalo	4-3	DiPietro	Miller	Hunter	W 3-2
1/21/10	Florida	2-0	Roloson	Vokoun	Schremp	W 2-1
2/9/10	Nashville	2-1	Biron	Rinne	Tavares	W 4-3
3/11/10	St. Louis	0-2	Mason	Biron	Oshie	L 1-2
4/6/10	Montreal	2-0	Biron	Halak	Moulson	W 4-3
10/9/10	Dallas	0-1	Lehtonen	DiPietro	Ribeiro	L 4-5
11/11/10	at San Jose	0-2	Niittymaki	Roloson	Couture	L 1-2
12/18/10	Phoenix	1-3	LaBarbera	Lawson	Vrbata	L 3-4
12/29/10	Pittsburgh	3-2	DiPietro	Fleury	Parenteau	W 2-1
1/11/11	Vancouver	1-2	Luongo	Poulin	Kesler	L 3-4
2/10/11	at Montreal	1-0	Konskinen	Auld	Okposo	W 4-3
2/15/11	at Ottawa	2-1	Lawson	Elliott	Nielsen	W 4-3
3/6/11	New Jersey	1-2	Montoya	Brodeur	Rolston	L 2-3
3/19/11	at Florida	2-0	DiPietro	Clemmensen	Nielsen	W 4-3
4/8/11	Pittsburgh	0-1	Fleury	Montoya	Kunitz	L 3-4

OPPONENTS

IN THE PAST

STANLEY CUP PLAYOFFS

MEDIA INFORMATION

SHOOTOUT RESULTS continued (83)

DATE	OPPONENT	SO SCORE	WINNING GOALIE	LOSING GOALIE	DETERMINING GOAL	FINAL RESULT
10/27/11	at Pittsburgh	0-1	Fleury	DiPietro	Malkin	L 2-3
12/2/11	at Chicago	0-1	Crawford	Montoya	Toews	L 2-3
12/17/11	at Minnesota	1-0	Montoya	Backstrom	Nielsen	W 2-1
12/20/11	at Winnipeg	2-0	Nabokov	Pavelec	Parenteau	W 3-2
1/3/12	at Carolina	2-1	Nabokov	Ward	Nielsen	W 4-3
2/4/12	Buffalo	0-2	Miller	Montoya	Boyes	L 3-4
2/7/12	at Philadelphia	2-0	Nabokov	Bryzgalov	Nielsen	W 1-0
2/24/12	NY Rangers	2-1	Nabokov	Biron	Moulson	W 4-3
3/13/12	Washington	1-2	Neuvirth	Nabokov	Hendricks	L 5-4
3/17/12	at Montreal	3-2	Montoya	Budaj	Bailey	W 3-2
3/25/12	at Florida	1-0	Nabokov	Theodore	Nielsen	W 3-2
2/14/13	at NY Rangers	2-0	Nabokov	Biron	Nielsen	W 4-3
3/3/13	vs. Ottawa	2-0	Nabokov	Lehner	Nielsen	W 3-2
3/28/13	at Philadelphia	2-1	Nabokov	Bryzgalov	Bailey	W 4-3
4/4/13	at Washington	0-1	Holtby	Nabokov	Ovechkin	L 1-2
4/20/13	at Winnipeg	2-1	Nabokov	Pavelec	Tavares	W 5-4
4/23/13	at Carolina	0-2	Ellis	Nabokov	Nash	L 3-4
4/26/13	at Buffalo	0-1	Miller	Nabokov	Vanek	L 1-2
10/4/13	at New Jersey	1-0	Nabokov	Brodeur	Moulson	W 4-3
10/5/13	Columbus	1-2	Bobrovsky	Nabokov	Atkinson	L 2-3
10/15/13	Buffalo	1-2	Miller	Nabokov	Ennis	L 3-4
11/1/13	at Ottawa	1-0	Nabokov	Lehner	Nielsen	W 5-4
11/16/13	Detroit	1-0	Poulin	Gustavsson	Nielsen	W 5-4
12/10/13	at San Jose	2-1	Poulin	Niemi	Okposo	W 3-2
12/17/13	Tampa Bay	1-2	Bishop	Nabokov	Kucherov	L 2-3
1/16/14	at Tampa Bay	1-0	Poulin	Bishop	Nielsen	W 2-1
1/20/14	Philadelphia	3-2	Nilsson	Emery	Okposo	W 4-3
1/25/14	St. Louis	1-2	Halak	Poulin	Shattenkirk	L 3-4
3/27/14	at Tampa Bay	4-5	Bishop	Nabokov	Salo	L 4-5
3/29/14	New Jersey	2-0	Nilsson	Schneider	Nielsen	W 2-1
4/5/14	Washington	0-1	Holtby	Nabokov	Kuznetsov	L 3-4
4/11/14	at New Jersey	3-1	Nilsson	Brodeur	Bailey	W 3-2
4/13/14	at Buffalo	1-0	Nilsson	Knapp	Nelson	W 4-3
TOTALS						57-41

SKATERS SHOOTOUT STATISTICS

PLAYER	ATTEMPTS	GOALS	DETERMINING GOALS	PCT.
Arron Asham	1	0	0	.000
Josh Bailey	11	4	3	.364
Shawn Bates	4	2	0	.500
Sean Bergenheim	3	0	0	.000
Jason Blake	11	3	2	.273
Pierre-Marc Bouchard	2	0	0	.000
Brad Boyes	6	2	0	.333
Casey Cizikas	1	1	0	1.00
Cal Clutterbuck	1	0	0	.000
Blake Comeau	3	1	0	.333
Mike Comrie	4	1	1	.250
Bill Guerin	6	3	0	.500
Mike Halmo	1	0	0	.000
Thomas Hickey	1	0	0	.000
Andy Hilbert	3	1	1	.333
Trent Hunter	22	6	3	.273
Viktor Kozlov	13	5	2	.385
Anders Lee	1	0	0	.000
Matt Martin	2	0	0	.000
Matt Moulson	14	9	4	.643
Brock Nelson	3	2	1	.667
Nino Niederreiter	1	0	0	.000
Frans Nielsen	60	33	15	.550
Robert Nilsson	2	1	1	.500
Kyle Okposo	17	4	3	.235
PA Parenteau	14	4	2	.286
Richard Park	9	3	3	.333
Mark Parrish	2	0	0	.000
John Persson	1	0	0	.000
Tom Poti	2	0	0	.000
Randy Robitaille	3	2	1	.667
Miroslav Satan	28	13	7	.464
Rob Schremp	14	8	2	.571
Mike Sillinger	5	2	1	.400
Jon Sim	1	0	0	.000
Ryan Smyth	2	0	0	.000
Mark Streit	3	0	0	.000
Ryan Strome	3	1	0	.333
Johan Sundstrom	1	0	0	.000
Jeff Tambellini	9	6	2	.667
John Tavares	33	9	2	.273
Thomas Vanek	6	2	0	.333
Josef Vasicek	1	0	0	.000
Doug Weight	2	0	0	.000
Brendan Witt	1	0	0	.000
Alexei Yashin	10	2	0	.200
Mike York	5	1	1	.200
TOTALS	350	133	57	.380

GOALTENDER SHOOTOUT STATISTICS

PLAYER	ATTEMPTS	GOALS	SAVE PCT.	RECORD
Martin Biron	8	3	.625	.2-1
Yann Danis	5	3	.400	.0-2
Rick DiPietro	126	34	.730	19-11
Mike Dunham	8	3	.625	.1-1
Wade Dubielewicz	22	5	.773	.5-1
Mikko Koskinen	4	0	1.000	.1-0
Joey MacDonald	15	6	.600	.3-3
Al Montoya	22	8	.636	.2-4
Evgeni Nabokov	69	22	.681	11-9
Anders Nilsson	11	3	.727	.4-0
Nathan Lawson	6	4	.333	.1-1
Kevin Poulin	16	5	.688	.3-2
Dwayne Roloson	42	17	.595	.5-6
TOTALS	354	114	.678	.57-41

OPPONENTS

IN THE PAST

STANLEY CUP PLAYOFFS

MEDIA INFORMATION

GOALTENDER SHOOTOUT RECORDS BY SEASON

MARTIN BIRON															
SEASON	GP	HOME W	L	GP	ROAD W	L		GP	W	L		GP	W	L	PCT
2009-10	2	2	0	1	0	1		3	2	1		3	2	1	.667
TOTALS	2	2	0	1	0	1		3	2	1		3	2	1	.667
YANN DANIS															
SEASON	GP	HOME W	L	GP	ROAD W	L		GP	W	L		GP	W	L	PCT
2008-09	2	0	2	0	0	0		2	0	2		2	0	2	.000
TOTALS	2	0	2	0	0	0		2	0	2		2	0	2	.000
RICK DIPIETRO															
SEASON	GP	HOME W	L	GP	ROAD W	L		GP	W	L		GP	W	L	PCT
2005-06	6	5	1	5	3	2		11	8	3		11	8	3	.727
2006-07	3	3	0	6	2	4		9	5	4		9	5	4	.555
2007-08	1	1	0	4	2	2		5	3	2		5	3	2	.600
2008-09	0	0	0	0	0	0		0	0	0		0	0	0	.000
2009-10	1	1	0	0	0	0		1	1	0		1	1	0	1.000
2010-11	2	1	1	1	1	0		3	2	1		3	2	1	.667
2011-12	0	0	0	1	0	1		1	0	1		1	0	1	.000
TOTALS	13	11	2	17	8	9		30	19	11		30	19	11	.633
WADE DUBIELEWICZ															
SEASON	GP	HOME W	L	GP	ROAD W	L		GP	W	L		GP	W	L	PCT
2005-06	1	1	0	0	0	0		1	1	0		1	1	0	1.000
2006-07	1	1	0	1	1	0		2	2	0		2	2	0	1.000
2007-08	1	0	1	2	2	0		3	2	1		3	2	1	.667
TOTALS	3	2	1	3	3	0		6	5	1		6	5	1	.833
MIKE DUNHAM															
SEASON	GP	HOME W	L	GP	ROAD W	L		GP	W	L		GP	W	L	PCT
2006-07	1	0	1	1	1	0		2	1	1		2	1	1	.500
TOTALS	1	0	1	1	1	0		2	1	1		2	1	1	.500
MIKKO KOSKINEN															
SEASON	GP	HOME W	L	GP	ROAD W	L		GP	W	L		GP	W	L	PCT
2010-11	0	0	0	1	1	0		1	1	0		1	1	0	1.000
TOTALS	0	0	0	1	1	0		1	1	0		1	1	0	1.000
NATHAN LAWSON															
SEASON	GP	HOME W	L	GP	ROAD W	L		GP	W	L		GP	W	L	PCT
2010-11	1	0	1	1	1	0		2	1	1		2	1	1	.500
TOTALS	1	0	1	1	1	0		2	1	1		2	1	1	.500
JOEY MACDONALD															
SEASON	GP	HOME W	L	GP	ROAD W	L		GP	W	L		GP	W	L	PCT
2008-09	4	2	2	2	1	1		6	3	3		6	3	3	.500
TOTALS	4	2	2	2	1	1		6	3	3		6	3	3	.500
AL MONTOYA															
SEASON	GP	HOME W	L	GP	ROAD W	L		GP	W	L		GP	W	L	PCT
2010-11	2	0	2	0	0	0		2	0	2		2	0	2	.000
2011-12	1	0	1	3	2	1		4	2	2		4	2	2	.500
TOTALS	3	0	3	3	2	1		6	2	4		6	2	4	.333
EVGENI NABOKOV															
SEASON	GP	HOME W	L	GP	ROAD W	L		GP	W	L		GP	W	L	PCT
2011-12	2	1	1	4	4	0		6	5	1		6	5	1	.833
2012-13	1	1	0	6	3	3		7	4	3		7	4	3	.571
2013-14	4	0	4	3	2	1		7	2	5		7	2	5	.286
TOTALS	7	2	5	13	9	4		20	11	9		20	11	9	.550
ANDERS NILSSON															
SEASON	GP	HOME W	L	GP	ROAD W	L		GP	W	L		GP	W	L	PCT
2013-14	2	2	0	2	2	0		4	4	0		4	4	0	1.000
TOTALS	2	2	0	2	2	0		4	4	0		4	4	0	1.000
KEVIN POULIN															
SEASON	GP	HOME W	L	GP	ROAD W	L		GP	W	L		GP	W	L	PCT
2010-11	1	0	1	0	0	0		1	0	1		1	0	1	.000
2013-14	2	1	1	2	2	0		4	3	1		4	3	1	.750
TOTALS	3	1	2	2	2	0		5	3	2		5	3	2	.600
DWAYNE ROLOSON															
SEASON	GP	HOME W	L	GP	ROAD W	L		GP	W	L		GP	W	L	PCT
2009-10	5	4	1	5	1	4		10	5	5		10	5	5	.500
2010-11	0	0	0	1	0	1		1	0	1		1	0	1	.000
TOTALS	5	4	1	6	1	5		11	5	6		11	5	6	.455

ISLANDERS & RANGERS (70)

Dave Archibald
Derek Armstrong
Aaron Asham*
Bryan Berard
Bill Berg
Martin Biron
Don Blackburn
Joel Bouchard*
Paul Boutilier
Arnie Brown
Eric Cairns
Pat Conacher*
Jason Dawe
Rob DiMaio
Ted Donato
Mike Donnelly
Mike Dunham*
Dallas Eakins
Ruslan Fedotenko
Chris Ferraro
Ray Ferraro
Jeff Finley
Patrick Flatley
Greg Gilbert
Josh Green
Jari Gronstrand
Micheal Haley
Roman Hamerlik
Glenn Healy
Raimo Helminen
Brad Isbister
Mark Janssens
Andreas Johansson
Olli Jokinen
Alexander Karpovtsev

ISLANDERS & DEVILS (44)

Arron Asham*
Joel Bouchard*
Eric Boulton
Tom Chorske
Danton Cole
Pat Conacher*
Yann Danis
Craig Darby
Rob Davison
Jim Dowd
Mike Dunham*
Corey Foster
Paul Gagne
Ray Giroux
Bill Guerin
Garry Howatt
Viktor Kozlov
Tom Kurvers
Dave Lewis
Claude Loiselle
Bob Lorimer
Brad Lukowich
Vladimir Malakhov*
David Maley

Darius Kasparaitis
Jason Krog
Dan Lacroix
Pat LaFontaine
Troy Loney
Vladimir Malakhov*
Don Maloney
Bert Marshall
Brian McCabe
Mike McEwen
Jamie McLennan
Kevin Miller
Mike Mottau*
Brian Mullen
Sergei Nemchinov*
PA Parenteau
Rich Pilon
Thomas Pock
Tom Poti
Pat Price
Taylor Pyatt
Barry Richter
Mathieu Schneider
Chris Simon
Ron Stewart
Martin Straka
Jason Strudwick
Jeff Toms
Stephen Valiquette
Darren Van Impe
John Vanbiesbrouck*
Kevin Weekes*
Steve Weeks
Doug Weight
Mike York

Hector Marini
Dean McAmmond
Roland Melanson
Mike Mottau*
Kirk Muller
Sergei Nemchinov*
Jay Pandolfo
Derron Quint
Glenn Resch
Brian Rolston
Alexander Semak
Ken Sutton
Steve Tambellini
Chris Terreri
Steve Thomas
John Vanbiesbrouck*
Yvan Vautour
Ben Walter
Kevin Weekes*
Jason Wiemer

*Players who have played for all three teams

OPPONENTS

IN THE PAST

STANLEY CUP PLAYOFFS

MEDIA INFORMATION

2013-14 NY ISLANDERS • 34-37-11 (79 PTS) • HEAD COACH – JACK CAPUANO

PLAYER	GP	G-A	PTS	+/-	PIM
Kyle Okposo	71	27-42	69	-9	51
John Tavares	59	24-42	66	-6	40
Frans Nielsen	80	25-33	58	-11	8
Thomas Vanek	47	17-27	44	+4	34
Josh Bailey	77	8-30	38	-8	26
Brock Nelson	72	14-12	26	-10	12
Michael Grabner	64	12-14	26	-10	12
Andrew MacDonald	63	4-20	24	-19	34
Thomas Hickey	82	4-18	22	+5	34
Cal Clutterbuck	73	12-7	19	-9	50
Colin McDonald	70	8-10	18	-22	34
Ryan Strome	37	7-11	18	-1	8
Travis Hamonic	69	3-15	18	+2	68
Casey Cizikas	80	6-10	16	-12	30
Calvin de Haan	51	3-13	16	-7	30
Matt Donovan	52	2-14	16	-9	26
Anders Lee	22	9-5	14	+3	14

GOALTENDER	GP	MIN	GAA	W	L	OT	EN	SO	GA	SA	SV%
Evgeni Nabokov	40	2,254	2.74	15	14	8	0	4	103	1,085	.905
Kevin Poulin	28	1,625	3.29	11	16	1	0	0	89	820	.891
Anders Nilsson	19	1,101	3.11	8	7	2	0	0	57	548	.896

PLAYER	GP	G-A	PTS	+/-	PIM
Matt Martin	79	8-6	14	-11	90
Lubomir Visnovsky	24	3-8	11	-1	10
Matt Moulson	11	6-3	9	+3	6
Pierre-Marc Bouchard	28	4-5	9	-9	12
Brian Strait	47	3-6	9	-14	14
Peter Regin	44	2-5	7	-10	18
Eric Boulton	23	2-2	4	E.	88
Aaron Ness	20	1-2	3	-13	10
Matt Carkner	53	0-3	3	-10	149
Radek Martinek	13	0-3	3	+4	4
Kevin Czuczman	13	0-2	2	-5	14
Mike Halmo	20	1-0	1	-1	32
John Persson	10	1-0	1	-4	6
Johan Sundstrom	11	0-1	1	E.	6
Scott Mayfield	5	0-0	0	-3	7
Brett Gallant	4	0-0	0	E.	17
Justin Johnson	2	0-0	0	-1	7

GAME	DATE	OPPONENT	RESULTS	SCORE	RECORD
1	Oct. 4	at New Jersey	W/SO	4-3	1-0-0
2	Oct. 5	vs. Columbus	L/SO	2-3	1-0-1
3	Oct. 8	vs. Phoenix	W	6-1	2-0-1
4	Oct. 11	at Chicago	L	2-3	2-1-1
5	Oct. 12	at Nashville	L	2-3	2-2-1
6	Oct. 15	vs. Buffalo	L/SO	3-4	2-2-2
7	Oct. 17	vs. Edmonton	W	3-2	3-2-2
8	Oct. 19	vs. Carolina	L	3-4	3-3-2
9	Oct. 22	vs. Vancouver	L/OT	4-5	3-3-3
10	Oct. 25	at Pittsburgh	W	4-3	4-3-3
11	Oct. 26	vs. Philadelphia	L	2-5	4-4-3
12	Oct. 29	vs. NY Rangers	L	2-3	4-5-3
13	Nov. 1	at Ottawa	W/SO	5-4	5-5-3
14	Nov. 2	vs. Boston	W	3-1	6-5-3
15	Nov. 5	at Washington	L	2-6	6-6-3
16	Nov. 7	at Carolina	L	0-1	6-7-3
17	Nov. 9	at Columbus	L	2-5	6-8-3
18	Nov. 10	at Montreal	L	2-4	6-9-3
19	Nov. 12	vs. Nashville	W	3-1	7-9-3
20	Nov. 14	vs. Los Angeles	L	2-3	7-10-3
21	Nov. 16	vs. Detroit	W/SO	5-4	8-10-3
22	Nov. 19	at Toronto	L	2-5	8-11-3
23	Nov. 22	at Pittsburgh	L	3-4	8-12-3
24	Nov. 23	at Philadelphia	L	2-5	8-13-3
25	Nov. 27	vs. Winnipeg	L	2-3	8-14-3
26	Nov. 29	vs. Detroit	L	0-5	8-15-3
27	Nov. 30	vs. Washington	L/OT	2-3	8-15-4
28	Dec. 3	vs. Pittsburgh	L/OT	2-3	8-15-5
29	Dec. 5	at St. Louis	L	1-5	8-16-5
30	Dec. 7	at Los Angeles	L	0-3	8-17-5
31	Dec. 9	at Anaheim	L	2-5	8-18-5
32	Dec. 10	at San Jose	W/SO	3-2	9-18-5
33	Dec. 12	at Phoenix	L	3-6	9-19-5
34	Dec. 14	vs. Montreal	L/OT	0-1	9-19-6
35	Dec. 17	vs. Tampa Bay	L/SO	2-3	9-19-7
36	Dec. 20	at NY Rangers	W	5-3	10-19-7
37	Dec. 21	vs. Anaheim	L	3-5	10-20-7
38	Dec. 23	at Detroit	W	3-0	11-20-7
39	Dec. 28	vs. New Jersey	L	1-2	11-21-7
40	Dec. 29	at Minnesota	W	5-4	12-21-7
41	Dec. 31	at Boston	W	5-3	13-21-7

GAME	DATE	OPPONENT	RESULTS	SCORE	RECORD
42	Jan. 2	vs. Chicago	W/OT	3-2	14-21-7
43	Jan. 4	vs. Carolina	L	2-3	14-22-7
44	Jan. 6	vs. Dallas	W	7-3	15-22-7
45	Jan. 7	at Toronto	W	5-3	16-22-7
46	Jan. 10	at Colorado	W/OT	2-1	17-22-7
47	Jan. 12	at Dallas	W	4-2	18-22-7
48	Jan. 14	at Florida	L	2-4	18-23-7
49	Jan. 16	at Tampa Bay	W/SO	2-1	19-23-7
50	Jan. 18	at Philadelphia	L	4-6	19-24-7
51	Jan. 20	vs. Philadelphia	W/SO	4-3	20-24-7
52	Jan. 21	at NY Rangers	W	5-3	21-24-7
53	Jan. 23	vs. Pittsburgh	L	4-6	21-25-7
54	Jan. 25	vs. St. Louis	L/SO	3-4	21-25-8
55	Jan. 27	vs. Boston	L	3-6	21-26-8
56	Jan. 29	vs. NY Rangers	L	1-2	21-27-8
57	Jan. 31	at NY Rangers	L	1-4	21-28-8
58	Feb. 4	at Washington	W	1-0	22-28-8
59	Feb. 6	vs. Calgary	L	2-4	22-29-8
60	Feb. 8	vs. Colorado	L	2-5	22-30-8
61	Feb. 27	vs. Toronto	W	5-4	23-30-8
62	Mar. 1	vs. New Jersey	L	1-6	23-31-8
63	Mar. 2	vs. Florida	L	3-5	23-32-8
64	Mar. 4	at Winnipeg	W/OT	3-2	24-32-8
65	Mar. 6	at Edmonton	L/OT	2-3	24-32-9
66	Mar. 7	at Calgary	L	3-4	24-33-9
67	Mar. 10	at Vancouver	W	7-4	25-33-9
68	Mar. 14	vs. San Jose	L	3-4	25-34-9
69	Mar. 15	vs. Buffalo	W	4-1	26-34-9
70	Mar. 18	vs. Minnesota	L	0-6	26-35-9
71	Mar. 23	vs. Columbus	W	2-0	27-35-9
72	Mar. 25	at Carolina	W	5-4	28-35-9
73	Mar. 27	at Tampa Bay	L/SO	2-3	28-35-10
74	Mar. 29	vs. New Jersey	W/SO	2-1	29-35-10
75	Apr. 1	vs. Florida	W	4-2	30-35-10
76	Apr. 2	at Ottawa	W	2-1	31-35-10
77	Apr. 5	vs. Washington	L/SO	3-4	31-35-11
78	Apr. 6	at Columbus	L	0-4	31-36-11
79	Apr. 8	vs. Ottawa	L	1-4	31-37-11
80	Apr. 10	at Montreal	W	2-0	32-37-11
81	Apr. 11	at New Jersey	W/SO	3-2	33-37-11
82	Apr. 13	at Buffalo	W/SO	4-3	34-37-11

2012-13 NY ISLANDERS • 24-17-7 (55 PTS) • HEAD COACH – JACK CAPUANO

PLAYER	GP	G-A	PTS	+/-	PIM
John Tavares	48	28-19	47	-2	18
Matt Moulson	47	15-29	44	-3	4
Brad Boyes	48	10-25	35	-6	16
Frans Nielsen	48	6-23	29	-3	12
Mark Streit	48	6-21	27	-14	22
Kyle Okposo	48	4-20	24	-2	38
Michael Grabner	45	16-5	21	+4	12
Josh Bailey	38	11-8	19	+7	6
Colin McDonald	45	7-10	17	-1	32
Casey Cizikas	45	6-9	15	E	14
Lubomir Visnovsky	35	3-11	14	+12	20
Keith Aucoin	41	6-6	12	-1	4
Andrew MacDoanld	48	3-9	12	-2	20

PLAYER	GP	G-A	PTS	+/-	PIM
Matt Martin	48	4-7	11	-2	63
Travis Hamonic	48	3-7	10	-8	28
David Ullstrom	20	2-3	5	-2	6
Marty Reasoner	31	0-5	5	-3	4
Thomas Hickey	39	1-3	4	+9	8
Brian Strait	19	0-4	4	+4	10
Radek Martinek	13	3-0	3	-2	4
Anders Lee	2	1-1	2	-3	0
Matt Carkner	22	0-2	2	-2	46
Jesse Joensuu	7	0-2	2	+2	6
Joe Finley	16	0-1	1	-5	20
Eric Boulton	15	0-0	0	-4	36

GOALTENDER	GP	MINS	GAA	W	L	OT	EN	SO	GA	SA	SV%
Evgeni Nabokov	41	2,475	2.50	23	11	7	6	3	103	1,139	.910
Kevin Poulin	5	258	3.02	1	3	0	1	0	13	122	.893
Rick DiPietro	3	176	4.09	0	3	0	1	0	12	83	.855

GAME	DATE	OPPONENT	RESULTS	SCORE	RECORD
1	Jan. 19	vs. New Jersey	L	1-2	0-1-0
2	Jan. 21	vs. Tampa Bay	W	4-3	1-1-0
3	Jan. 24	at Toronto	W	7-4	2-1-0
4	Jan. 25	at Boston	L	2-4	2-2-0
5	Jan. 27	at Winnipeg	L/OT	4-5	2-2-1
6	Jan. 29	at Pittsburgh	W	4-1	3-2-1
7	Jan. 31	at New Jersey	W	5-4	4-2-1
8	Feb. 3	vs. New Jersey	L	0-3	4-3-1
9	Feb. 5	vs. Pittsburgh	L	2-4	4-4-1
10	Feb. 7	at NY Rangers	L	1-4	4-5-1
11	Feb. 9	vs. Buffalo	L	2-3	4-6-1
12	Feb. 11	vs. Carolina	L	4-6	4-7-1
13	Feb. 14	at NY Rangers	W/SO	4-3	5-7-1
14	Feb. 16	vs. New Jersey	W	5-1	6-7-1
15	Feb. 18	vs. Philadelphia	L	0-7	6-8-1
16	Feb. 19	at Ottawa	L	1-3	6-9-1
17	Feb. 21	at Montreal	W/OT	4-3	7-9-1
18	Feb. 23	at Buffalo	W	4-0	8-9-1
19	Feb. 24	vs. Carolina	L	2-4	8-10-1
20	Feb. 26	vs. Boston	L	1-4	8-11-1
21	Feb. 28	vs. Toronto	L/OT	4-5	8-11-2
22	Mar. 3	vs. Ottawa	W/SO	3-2	9-11-2
23	Mar. 5	vs. Montreal	W	6-3	10-11-2
24	Mar. 7	vs. NY Rangers	L/OT	1-2	10-11-3

GAME	DATE	OPPONENT	RESULTS	SCORE	RECORD
25	Mar. 9	vs. Washington	W	5-2	11-11-3
26	Mar. 10	at Pittsburgh	L	1-6	11-12-3
27	Mar. 14	at Tampa Bay	W	2-0	12-12-3
28	Mar. 16	at Florida	W	4-3	13-12-3
29	Mar. 19	vs. Ottawa	L	3-5	13-13-3
30	Mar. 21	vs. Montreal	L	2-5	13-14-3
31	Mar. 22	vs. Pittsburgh	L	2-4	13-15-3
32	Mar. 24	vs. Florida	W	3-0	14-15-3
33	Mar. 26	at Washington	W	3-2	15-15-3
34	Mar. 28	at Philadelphia	W/SO	4-3	16-15-3
35	Mar. 30	at Pittsburgh	L	0-2	16-16-3
36	Apr. 1	at New Jersey	W	3-1	17-16-3
37	Apr. 2	vs. Winnipeg	W	5-2	18-16-3
38	Apr. 4	at Washington	L/SO	1-2	18-16-4
39	Apr. 6	vs. Tampa Bay	W	4-2	19-16-4
40	Apr. 9	vs. Philadelphia	W	4-1	20-16-4
41	Apr. 11	at Boston	W	2-1	21-16-4
42	Apr. 13	vs. NY Rangers	L/OT	0-1	21-16-5
43	Apr. 16	vs. Florida	W	5-2	22-16-5
44	Apr. 18	at Toronto	W	5-3	23-16-5
45	Apr. 20	at Winnipeg	W/SO	5-4	24-16-5
46	Apr. 23	at Carolina	L/SO	3-4	24-16-6
47	Apr. 25	at Philadelphia	L	1-2	24-17-6
48	Apr. 26	at Buffalo	L/SO	1-2	24-17-7

OPPONENTS

IN THE PAST

STANLEY CUP PLAYOFFS

MEDIA INFORMATION

2011-12 NY ISLANDERS • 34-37-11 (79 PTS) • HEAD COACH – JACK CAPUANO

PLAYER	GP	G-A	PTS	+/-	PIM
John Tavares	82	31-50	81	-6	26
Matt Moulson	82	36-33	69	+1	6
PA Parenteau	80	18-49	67	-8	89
Frans Nielsen	82	17-30	47	-3	6
Mark Streit	82	7-40	47	-27	46
Kyle Okposo	79	24-21	45	-15	46
Michael Grabner	78	20-12	32	-10	32
Josh Bailey	80	13-19	32	-18	12
Travis Hamonic	73	2-22	24	+6	73
Andrew MacDonald	47	5-14	19	-5	26
Matt Martin	80	7-7	14	-17	121
Milan Jurcina	65	3-8	11	-34	30
David Ullstrom	29	4-4	8	-2	6
Steve Staios	65	0-8	8	-19	53
Dylan Reese	28	1-6	7	E	11

PLAYER	GP	G-A	PTS	+/-	PIM
Marty Reasoner	61	1-5	6	-25	34
Mark Eaton	62	1-3	4	-17	10
Casey Cizikas	15	0-4	4	+1	6
Jay Pandolfo	62	1-2	3	-14	8
Mike Mottau	29	0-2	2	-10	15
Nino Niederreiter	55	1-0	1	-29	12
Blake Comeau	16	0-0	0	-11	6
Micheal Haley	14	0-0	0	-1	57
Aaron Ness	9	0-0	0	E	2
Rhett Rakhshani	5	0-0	0	E	2
Matt Donovan	3	0-0	0	-3	0
Trevor Gillies	3	0-0	0	-1	0
Ty Wishart	1	0-0	0	E	0
Calvin de Haan	1	0-0	0	+1	0

GOALTENDER	GP	MIN	GAA	W	L	OT	EN	SO	GA	SA	SV%
Evgeni Nabokov	42	2,378	2.55	19	18	3	10	2	101	1,172	.914
Anders Nilsson	4	218	2.75	1	2	0	0	1	10	162	.911
Kevin Poulin	6	296	3.04	2	4	0	0	0	15	162	.907
Al Montoya	31	1,720	3.10	9	11	5	3	0	89	832	.893
Rick DiPietro	8	354	3.73	3	2	3	1	0	22	177	.876

GAME	DATE	OPPONENT	RESULTS	SCORE	RECORD
1	Oct. 8	vs. Florida	L	0-2	0-1-0
2	Oct. 10	vs. Minnesota	W	2-1	1-1-0
3	Oct. 13	vs. Tampa Bay	W	5-1	2-1-0
4	Oct. 15	vs. NY Rangers	W	4-2	3-1-0
5	Oct. 20	at Tampa Bay	L	1-4	3-2-0
6	Oct. 22	at Florida	L	2-4	3-3-0
7	Oct. 25	vs. Pittsburgh	L	0-3	3-4-0
8	Oct. 27	at Pittsburgh	L/SO	2-3	3-4-1
9	Oct. 29	vs. San Jose	L/OT	2-3	3-4-2
10	Nov. 3	vs. Winnipeg	L	0-3	3-5-2
11	Nov. 5	vs. Washington	W	5-3	4-5-2
12	Nov. 7	at Boston	L	2-6	4-6-2
13	Nov. 10	at Colorado	L/OT	3-4	4-6-3
14	Nov. 13	at Vancouver	L	1-4	4-7-3
15	Nov. 15	vs. NY Rangers	L	2-4	4-8-3
16	Nov. 17	vs. Montreal	W	4-3	5-8-3
17	Nov. 19	vs. Boston	L	0-6	5-9-3
18	Nov. 21	at Pittsburgh	L	0-5	5-10-3
19	Nov. 23	vs. Philadelphia	L/OT	3-4	5-10-4
20	Nov. 25	vs. New Jersey	L	0-1	5-11-4
21	Nov. 26	at New Jersey	W	3-2	6-11-4
22	Nov. 29	at Buffalo	W	2-1	7-11-4
23	Dec. 2	at Chicago	L/SO	4-5	7-11-5
24	Dec. 3	at Dallas	W	5-4	8-11-5
25	Dec. 6	vs. Tampa Bay	W	5-1	9-11-5
26	Dec. 8	vs. Chicago	L/OT	2-3	9-11-6
27	Dec. 10	vs. Pittsburgh	L	3-6	9-12-6
28	Dec. 13	at Montreal	L	3-5	9-13-6
29	Dec. 15	vs. Dallas	L	2-3	9-14-6
30	Dec. 17	at Minnesota	W/SO	2-1	10-14-6
31	Dec. 20	at Winnipeg	W/SO	3-2	11-14-6
32	Dec. 22	at NY Rangers	L	2-4	11-15-6
33	Dec. 23	vs. Toronto	L	3-5	11-16-6
34	Dec. 26	at NY Rangers	L	0-3	11-17-6
35	Dec. 29	vs. Calgary	W	3-1	12-17-6
36	Dec. 31	vs. Edmonton	W	4-1	13-17-6
37	Jan. 3	at Carolina	W/SO	4-3	14-17-6
38	Jan. 6	at Anaheim	L	2-4	14-18-6
39	Jan. 7	at Phoenix	L	1-5	14-19-6
40	Jan. 10	vs. Detroit	W	5-1	15-19-6
41	Jan. 12	vs. Philadelphia	L	2-3	15-20-6

GAME	DATE	OPPONENT	RESULTS	SCORE	RECORD
42	Jan. 14	vs. Buffalo	W	4-2	16-20-6
43	Jan. 16	vs. Nashville	L	1-3	16-21-6
44	Jan. 17	at Washington	W	3-0	17-21-6
45	Jan. 19	at Philadelphia	W	4-1	18-21-6
46	Jan. 21	vs. Carolina	W/OT	2-1	19-21-6
47	Jan. 23	at Toronto	L	0-3	19-22-6
48	Jan. 24	vs. Toronto	L/OT	3-4	19-22-7
49	Jan. 31	at Carolina	W	5-2	20-22-7
50	Feb. 3	at Ottawa	W/OT	2-1	21-22-7
51	Feb. 4	vs. Buffalo	L/SO	3-4	21-22-8
52	Feb. 7	at Philadelphia	W/SO	1-0	22-22-8
53	Feb. 9	vs. Montreal	L	2-4	22-23-8
54	Feb. 11	vs. Los Angeles	W/OT	2-1	23-23-8
55	Feb. 12	vs. Florida	L	1-4	23-24-8
56	Feb. 14	at Winnipeg	W	3-1	24-24-8
57	Feb. 16	at St. Louis	L	1-5	24-25-8
58	Feb. 18	vs. Carolina	W	4-3	25-25-8
59	Feb. 20	vs. Ottawa	L	0-6	25-26-8
60	Feb. 21	at Buffalo	L	1-2	25-27-8
61	Feb. 24	vs. NY Rangers	W/SO	4-3	26-27-8
62	Feb. 26	at Ottawa	L	2-5	26-28-8
63	Feb. 28	at Washington	L/OT	2-3	26-28-9
64	Mar. 1	at Philadelphia	L	3-6	26-29-9
65	Mar. 3	at Boston	W	3-2	27-29-9
66	Mar. 4	vs. New Jersey	W	1-0	28-29-9
67	Mar. 8	at New Jersey	L	1-5	28-30-9
68	Mar. 10	vs. New Jersey	L	1-2	28-31-9
69	Mar. 11	at NY Rangers	L/OT	2-3	28-31-10
70	Mar. 13	vs. Washington	L/SO	4-5	28-31-11
71	Mar. 15	vs. Philadelphia	L	2-3	28-32-11
72	Mar. 17	at Montreal	W/SO	3-2	29-32-11
73	Mar. 20	at Toronto	W	5-2	30-32-11
74	Mar. 24	at Tampa Bay	L	3-4	30-33-11
75	Mar. 25	at Florida	W/SO	3-2	31-33-11
76	Mar. 27	at Pittsburgh	W	5-3	32-33-11
77	Mar. 29	vs. Pittsburgh	W	5-3	33-33-11
78	Mar. 31	vs. Boston	L	3-6	33-34-11
79	Apr. 1	vs. Ottawa	L	1-5	33-35-11
80	Apr. 3	at New Jersey	L	1-3	33-36-11
81	Apr. 5	vs. Winnipeg	W	5-4	34-36-11
82	Apr. 7	at Columbus	L	3-7	34-37-11

2010-11 NY ISLANDERS • 30-39-13 (73 PTS) • HEAD COACH – SCOTT GORDON/JACK CAPUANO

PLAYER	GP	G-A	PTS	+/-	PIM
John Tavares	79	29-38	67	-16	53
Matt Moulson	82	31-22	53	-10	24
PA Parenteau	81	20-33	53	-8	46
Michael Grabner	76	34-18	52	+13	10
Blake Comeau	77	24-22	46	-17	43
Frans Nielsen	71	13-31	44	+13	38
Josh Bailey	70	11-17	28	-13	37
Andrew MacDonald	60	4-23	27	+9	37
Travis Hamonic	62	5-21	26	+4	103
Jack Hillen	64	4-18	22	-5	45
Rob Schremp	45	10-12	22	-19	12
James Wisniewski	32	3-18	21	-18	18
Kyle Okposo	38	5-15	20	+3	40
Milan Jurcina	46	4-13	17	-4	30
Radek Martinek	64	3-13	16	-5	35
Matt Martin	68	5-9	14	-13	147
Jesse Joensuu	42	6-3	9	-6	33
Doug Weight	18	2-7	9	-3	10
Zenon Konopka	82	2-7	9	-14	307
Dylan Reese	27	0-6	6	-12	15
Bruno Gervais	53	0-6	6	-14	30

GOALTENDER	GP	MINS	GAA	W	L	OT	EN	SO	GA	SA	SV%
AI Montoya	20	1,154	2.39	9	15	5	0	1	46	585	.921
Dwayne Roloson	20	1,206	2.64	6	13	1	2	0	53	629	.916
Kevin Poulin	10	491	2.44	4	2	1	2	0	20	262	.924
Rick DiPietro	26	1,533	3.44	8	14	4	2	1	88	773	.886
Mikko Koskinen	4	208	4.33	2	1	0	2	0	15	118	.873
Nathan Lawson	10	384	4.06	1	4	2	2	0	26	243	.893

GAME	DATE	OPPONENT	RESULTS	SCORE	RECORD
1	Oct. 9	vs. Dallas	L/SO	4-5	0-0-1
2	Oct. 11	vs. NY Rangers	W	6-4	1-0-1
3	Oct. 13	at Washington	L	1-2	1-1-1
4	Oct. 15	at Pittsburgh	L/OT	2-3	1-1-2
5	Oct. 16	vs. Colorado	W	5-2	2-1-2
6	Oct. 18	at Toronto	W/OT	2-1	3-1-2
7	Oct. 21	at Tampa Bay	W/OT	3-2	4-1-2
8	Oct. 23	at Florida	L	3-4	4-2-2
9	Oct. 27	at Montreal	L	3-5	4-3-2
10	Oct. 29	vs. Montreal	L	1-3	4-4-2
11	Oct. 30	at Philadelphia	L	1-6	4-5-2
12	Nov. 3	at Carolina	L	2-7	4-6-2
13	Nov. 4	at Ottawa	L	1-4	4-7-2
14	Nov. 6	vs. Philadelphia	L	1-2	4-8-2
15	Nov. 10	at Anaheim	L	0-1	4-9-2
16	Nov. 11	at San Jose	L/SO	1-2	4-9-3
17	Nov. 13	at Los Angeles	L	1-5	4-10-3
18	Nov. 17	vs. Tampa Bay	L	2-4	4-11-3
19	Nov. 20	vs. Florida	L	1-4	4-12-3
20	Nov. 21	at Atlanta	L/OT	1-2	4-12-4
21	Nov. 24	vs. Columbus	L/OT	3-4	4-12-5
22	Nov. 26	vs. New Jersey	W	2-0	5-12-5
23	Dec. 2	vs. NY Rangers	L	5-6	5-13-5
24	Dec. 3	at NY Rangers	L	0-2	5-14-5
25	Dec. 5	vs. Philadelphia	L	2-3	5-15-5
26	Dec. 9	at Boston	L	2-5	5-16-5
27	Dec. 11	vs. Atlanta	L	4-5	5-17-5
28	Dec. 13	at Nashville	L	0-5	5-18-5
29	Dec. 16	vs. Anaheim	W	3-2	6-18-5
30	Dec. 18	vs. Phoenix	L/SO	3-4	6-18-6
31	Dec. 22	vs. Tampa Bay	W/OT	2-1	7-18-6
32	Dec. 23	at New Jersey	W	5-1	8-18-6
33	Dec. 26	vs. Montreal	W	4-1	9-18-6
34	Dec. 27	at NY Rangers	L	2-7	9-19-6
35	Dec. 29	vs. Pittsburgh	W/SO	2-1	10-19-6
36	Dec. 31	at Detroit	W/OT	4-3	11-19-6
37	Jan. 3	at Calgary	W	5-2	12-19-6
38	Jan. 6	at Edmonton	L	1-2	12-20-6
39	Jan. 8	at Colorado	W/OT	4-3	13-20-6
40	Jan. 9	at Chicago	L	0-5	13-21-6
41	Jan. 11	vs. Vancouver	L/SO	3-4	13-21-7

PLAYER	GP	G-A	PTS	+/-	PIM
Ty Wishart	20	1-4	5	+5	10
Jon Sim	34	1-3	4	-10	22
Trent Hunter	17	1-3	4	-3	23
Jeremy Colliton	15	2-1	3	-7	10
Michael Haley	27	2-1	3	-4	85
Mike Mottau	20	0-3	3	-12	8
Mark Eaton	34	0-3	3	-2	8
Trevor Gillies	39	2-0	2	-3	165
Nino Niederreiter	9	1-1	2	-1	8
Mark Katic	11	0-1	1	-9	4
Justin DiBenedetto	8	0-1	1	-2	2
Shane Sims	1	0-0	0	Even	0
Rhett Rakhshani	2	0-0	0	-1	0
Jamie Doornbosch	1	0-0	0	-1	0
Matt Campanale	1	0-0	0	Even	2
AI Montoya	20	0-1	1	Goalie	2
Rick DiPietro	26	0-1	1	Goalie	25
Dwayne Roloson	20	0-1	1	Goalie	2
Kevin Poulin	10	0-0	0	Goalie	0
Nathan Lawson	10	0-0	0	Goalie	0
Mikko Koskinen	4	0-0	0	Goalie	0

GAME	DATE	OPPONENT	RESULTS	SCORE	RECORD
42	Jan. 13	vs. Ottawa	L	4-6	13-22-7
43	Jan. 15	vs. Buffalo	W	5-3	14-22-7
44	Jan. 17	vs. New Jersey	L	2-5	14-23-7
45	Jan. 20	vs. Washington	L	1-2	14-24-7
46	Jan. 21	at Buffalo	W	4-2	15-24-7
47	Jan. 23	vs. Buffalo	L	3-5	15-25-7
48	Jan. 25	at Pittsburgh	L	0-1	15-26-7
49	Jan. 26	vs. Carolina	L	2-4	15-27-7
50	Feb. 1	at Atlanta	W	4-1	16-27-7
51	Feb. 2	at Pittsburgh	L	0-3	16-28-7
52	Feb. 5	vs. Ottawa	W	5-3	17-28-7
53	Feb. 8	vs. Toronto	L	3-5	17-29-7
54	Feb. 10	at Montreal	W/SO	4-3	18-29-7
55	Feb. 11	vs. Pittsburgh	W	9-3	19-29-7
56	Feb. 13	at Buffalo	W/OT	7-6	20-29-7
57	Feb. 15	at Ottawa	W/SO	4-3	21-29-7
58	Feb. 17	vs. Boston	L	3-6	21-30-7
59	Feb. 19	vs. Los Angeles	W	3-0	22-30-7
60	Feb. 21	vs. Florida	W	5-1	23-30-7
61	Feb. 22	at Toronto	L	1-2	23-31-7
62	Feb. 24	at Philadelphia	L/OT	3-4	23-31-8
63	Feb. 26	vs. Washington	L	2-3	23-32-8
64	Mar. 1	at Washington	L/OT	1-2	23-32-9
65	Mar. 2	vs. Atlanta	W	4-1	24-32-9
66	Mar. 5	vs. St. Louis	W	5-2	25-32-9
67	Mar. 6	vs. New Jersey	L/SO	2-3	25-32-10
68	Mar. 8	vs. Toronto	W/OT	4-3	26-32-10
69	Mar. 11	vs. Boston	W	4-2	27-32-10
70	Mar. 12	at New Jersey	L/OT	2-3	27-32-11
71	Mar. 15	at NY Rangers	L	3-6	27-33-11
72	Mar. 18	at Carolina	L/OT	2-3	27-33-12
73	Mar. 19	at Florida	W/SO	4-3	28-33-12
74	Mar. 22	at Tampa Bay	W	5-2	29-33-12
75	Mar. 24	vs. Atlanta	L	1-2	29-34-12
76	Mar. 26	vs. Philadelphia	L	1-4	29-35-12
77	Mar. 30	at New Jersey	L	2-3	29-36-12
78	Mar. 31	vs. NY Rangers	W	6-2	30-36-12
79	Apr. 2	vs. Carolina	L	2-4	30-37-12
80	Apr. 6	at Boston	L	2-3	30-38-12
81	Apr. 8	vs. Pittsburgh	L/SO	3-4	30-38-13
82	Apr. 9	at Philadelphia	L	4-7	30-39-13

OPPONENTS

IN THE PAST

STANLEY CUP PLAYOFFS

MEDIA INFORMATION

2009-10 NY ISLANDERS • 34-37-11 (79 PTS) • HEAD COACH – SCOTT GORDON

PLAYER	GP	G-A	PTS	+/-	PIM
John Tavares	82	24-30	54	-15	22
Kyle Okposo	80	19-33	52	-22	34
Mark Streit	82	11-38	49	Even	48
Matt Moulson	82	30-18	48	-1	16
Frans Nielsen	76	12-26	38	+4	6
Blake Comeau	61	17-18	35	-2	40
Josh Bailey	73	16-19	35	+5	18
Richard Park	81	9-22	31	-9	28
Trent Hunter	61	11-17	28	+3	18
Rob Schremp	44	7-18	25	-4	8
Sean Bergenheim	63	10-13	23	+1	45
Jon Sim	77	13-9	22	-4	44
Jack Hillen	69	3-18	21	-5	44
Bruno Gervais	71	3-14	17	-15	31
Doug Weight	36	1-16	17	-1	8
Freddy Meyer	64	4-11	15	-2	40
Jeff Tambellini	36	7-7	14	-8	14
Andy Sutton	54	4-8	12	-3	73

PLAYER	GP	G-A	PTS	+/-	PIM
Tim Jackman	54	4-5	9	-4	98
Andrew MacDonald	46	1-6	7	+4	20
Nate Thompson	39	1-5	6	-14	39
Brendan Witt	42	2-3	5	-18	45
Dylan Reese	19	2-2	4	+4	14
Dustin Kohn	22	0-4	4	-2	4
Radek Martinek	16	2-1	3	-1	12
Matt Martin	5	0-2	2	-1	26
Jesse Joensuu	11	1-0	1	+4	4
Martin Biron	29	0-1	1	Goalie	0
Trevor Gillies	14	0-1	1	-2	75
Rick DiPietro	8	0-1	1	Goalie	2
Mark Flood	6	0-1	1	-4	0
Joel Rechlicz	6	0-0	0	-2	27
Micheal Haley	2	0-0	0	-3	9
Greg Mauldin	1	0-0	0	-1	0
Anton Klementyev	1	0-0	0	Even	0
Dwayne Roloson	50	0-0	0	Goalie	14

GOALTENDER	GP	MINS	GAA	W	L	OT	EN	SO	GA	SA	SV%
Rick DiPietro	8	462	2.60	2	5	0	2	1	20	201	.900
Dwayne Roloson	50	2,897	3.00	23	18	7	2	1	145	1,555	.907
Martin Biron	29	1,634	3.27	9	14	4	0	1	89	859	.896

GAME	DATE	OPPONENT	RESULTS	SCORE	RECORD
1	Oct. 3	PIT	L/SO	2-3	0-0-1
2	Oct. 8	at OTT	L/OT	2-3	0-0-2
3	Oct. 10	at BOS	L/SO	3-4	0-0-3
4	Oct. 12	LAK	L	1-2	0-1-3
5	Oct. 16	at BUF	L	3-6	0-2-3
6	Oct. 17	SJS	L	1-4	0-3-3
7	Oct. 21	CAR	W	4-3	1-3-3
8	Oct. 22	at MTL	L	1-5	1-4-3
9	Oct. 24	WSH	L/OT	2-3	1-4-4
10	Oct. 26	at MTL	L/OT	2-3	1-4-5
11	Oct. 28	NYR	W	3-1	2-4-5
12	Oct. 30	at WSH	W/OT	4-3	3-4-5
13	Oct. 31	BUF	W	5-0	4-4-5
14	Nov. 2	EDM	W	3-1	5-4-5
15	Nov. 4	at BUF	L	0-3	5-5-5
16	Nov. 6	at NJD	L	1-2	5-6-5
17	Nov. 7	ATL	W	6-3	6-6-5
18	Nov. 11	at WSH	L/SO	4-5	6-6-6
19	Nov. 13	at CAR	W/OT	4-3	7-6-6
20	Nov. 14	at FLA	L/SO	4-5	7-6-7
21	Nov. 16	at BOS	W	4-1	8-6-7
22	Nov. 20	at MIN	L	2-3	8-7-7
23	Nov. 21	at STL	L	1-4	8-8-7
24	Nov. 23	at TOR	W/OT	4-3	9-8-7
25	Nov. 25	PHI	L	1-2	9-9-7
26	Nov. 27	PIT	W	3-2	10-9-7
27	Nov. 28	at NJD	L	1-6	10-10-7
28	Dec. 3	at ATL	W	4-1	11-10-7
29	Dec. 5	at TBL	L	0-4	11-11-7
30	Dec. 8	at PHI	L	2-6	11-12-7
31	Dec. 9	at TOR	L	2-3	11-13-7
32	Dec. 12	BOS	W/OT	3-2	12-13-7
33	Dec. 14	FLA	L	1-7	12-14-7
34	Dec. 16	at NYR	W	2-1	13-14-7
35	Dec. 17	NYR	L	2-5	13-15-7
36	Dec. 19	MTL	L	0-3	13-16-7
37	Dec. 21	TBL	L	2-4	13-17-7
38	Dec. 23	TOR	W	3-1	14-17-7
39	Dec. 26	at NYR	W/OT	3-2	15-17-7
40	Dec. 27	PHI	L	1-2	15-18-7
41	Dec. 29	CBJ	W/SO	2-1	16-18-7

GAME	DATE	OPPONENT	RESULTS	SCORE	RECORD
42	Dec. 31	OTT	L/SO	2-3	16-18-8
43	Jan. 2	ATL	W/SO	6-5	17-18-8
44	Jan. 6	at COL	W	3-2	18-18-8
45	Jan. 8	at DAL	L	3-4	18-19-8
46	Jan. 9	at PHX	W/So	5-4	19-19-8
47	Jan. 12	DET	W	6-0	20-19-8
48	Jan. 16	BUF	W/SO	3-2	21-19-8
49	Jan. 18	NJD	W	4-0	22-19-8
50	Jan. 19	at PIT	L	4-6	22-20-8
51	Jan. 21	FLA	W/SO	2-1	23-20-8
52	Jan. 23	NJD	L	2-4	23-21-8
53	Jan. 26	WSH	L	2-7	23-22-8
54	Jan. 28	at CAR	L	1-4	23-23-8
55	Jan. 30	at PHI	L	1-2	23-24-8
56	Jan. 31	at FLA	L	0-2	23-25-8
57	Feb. 4	at TBL	L	2-5	23-26-8
58	Feb. 6	CAR	L	1-3	23-27-8
59	Feb. 9	NSH	W/SO	4-3	24-27-8
60	Feb. 10	at PIT	L	1-3	24-28-8
61	Feb. 13	TBL	W	5-4	25-28-8
62	Feb. 14	OTT	L	3-4	25-29-8
63	Mar. 2	CHI	W	5-3	26-29-8
64	Mar. 4	at ATL	L	3-6	26-30-8
65	Mar. 6	BOS	L	2-3	26-31-8
66	Mar. 9	at PHI	L	2-3	26-32-8
67	Mar. 11	STL	L/SO	1-2	26-32-9
68	Mar. 13	NJD	W	4-2	27-32-9
69	Mar. 14	TOR	W	4-1	28-32-9
70	Mar. 16	at VAN	W	5-2	29-32-9
71	Mar. 19	at ANA	L/OT	4-5	29-32-10
72	Mar. 20	at LAK	L	0-1	29-33-10
73	Mar. 24	at NYR	L	0-5	29-34-10
74	Mar. 25	CLG	W	3-2	30-34-10
75	Mar. 27	at CBJ	W/OT	4-3	31-34-10
76	Mar. 30	NYR	L	3-4	31-35-10
77	Apr. 1	PHI	W	6-4	32-35-10
78	Apr. 3	OTT	W	4-1	33-35-10
79	Apr. 6	MTL	W/SO	4-3	34-35-10
80	Apr. 8	at PIT	L	3-7	34-36-10
81	Apr. 10	at NJD	L	1-7	34-37-10
82	Apr. 11	PIT	L/OT	5-6	34-37-11

2008-09 NY ISLANDERS • 26-47-9 (61 PTS) • HEAD COACH — SCOTT GORDON

PLAYER	GP	G-A	PTS	+/-	PIM
Mark Streit	74	16-40	56	+5	62
Kyle Okposo	65	18-21	39	-6	36
Doug Weight	53	10-28	38	-15	55
Bill Guerin	61	16-20	36	-15	63
Frans Nielsen	59	9-24	33	-4	18
Trent Hunter	55	14-17	31	-8	41
Richard Park	71	14-17	31	-13	34
Andy Hilbert	67	11-16	27	-3	22
Blake Comeau	53	7-18	25	-17	32
Josh Bailey	68	7-18	25	-14	16
Sean Bergenheim	59	15-9	24	-2	64
Mike Comrie	41	7-13	20	-8	26
Bruno Gervais	69	3-16	19	-15	33
Dean McAmmond	62	5-11	16	+7	24
with Ottawa	44	3-4	7	+2	16
with ISLANDERS	18	2-7	9	+5	8
Chris Campoli	51	6-11	17	-20	43
Jon Sim	49	9-6	15	-12	42
Jeff Tambellini	65	7-8	15	-20	32
Tim Jackman	69	5-7	12	-17	155
Radek Martinek	51	6-4	10	-16	28
Andy Sutton	23	2-8	10	+3	40
Freddy Meyer	27	4-5	9	-19	14

GOALTENDER	GP	MINS	GAA	W	L	OT	EN	SO	GA	SA	SV%
Yann Danis	31	1,760	2.86	10	17	3	1	2	84	933	.910
Joey MacDonald	49	2,792	3.37	14	26	6	7	1	157	1584	.901
Rick DiPietro	5	256	3.52	1	3	0	0	0	15	139	.892
Peter Mannino	3	133	4.51	1	1	0	0	0	10	87	.885

GAME	DATE	OPPONENT	RESULTS	SCORE	RECORD
1	Oct. 10	at N.J.	L	1-2	0-1-0
2	Oct. 11	STL	W	5-2	1-1-0
3	Oct. 13	BUF	L	1-7	1-2-0
4	Oct. 16	at T.B.	W/OT	4-3	2-2-0
5	Oct. 18	at FLA	L	0-2	2-3-0
6	Oct. 23	DAL	L	3-5	2-4-0
7	Oct. 25	CAR	L	3-4	2-5-0
8	Oct. 27	NYR	L	2-4	2-6-0
9	Oct. 30	at PHI	L/OT	2-3	2-6-1
10	Nov. 1	MTL	L	4-5	2-7-1
11	Nov. 3	CBJ	W/OT	4-3	3-7-1
12	Nov. 4	at NYR	W	2-1	4-7-1
13	Nov. 6	at ATL	L	3-4	4-8-1
14	Nov. 8	PIT	L/SO	3-4	4-8-2
15	Nov. 11	PHI	L	1-3	4-9-2
16	Nov. 13	at OTT	W	3-1	5-9-2
17	Nov. 15	OTT	W	3-2	6-9-2
18	Nov. 17	VAN	W/SO	2-1	7-9-2
19	Nov. 21	at N.J.	L	2-5	7-10-2
20	Nov. 22	at BUF	W	4-2	8-10-2
21	Nov. 24	at MTL	W/SO	4-3	9-10-2
22	Nov. 26	PIT	L	3-5	9-11-2
23	Nov. 28	at BOS	L	2-7	9-12-2
24	Nov. 29	OTT	W	4-2	10-12-2
25	Dec. 4	at WAS	L	2-5	10-13-2
26	Dec. 6	ATL	L	1-5	10-14-2
27	Dec. 8	at TOR	L	2-4	10-15-2
28	Dec. 9	at PHI	L	3-4	10-16-2
29	Dec. 11	at PIT	L	2-9	10-17-2
30	Dec. 13	at CBJ	L	1-3	10-18-2
31	Dec. 16	WAS	L/OT	4-5	10-18-3
32	Dec. 19	at MIN	L	1-4	10-19-3
33	Dec. 20	at NAS	L	0-1	10-20-3
34	Dec. 23	ATL	L	2-4	10-21-3
35	Dec. 26	TOR	W	4-1	11-21-3
36	Dec. 27	at BUF	L/SO	3-4	11-21-4
37	Dec. 29	at NYR	L	4-5	11-22-4
38	Dec. 31	FLA	W	4-2	12-22-4
39	Jan. 2	at PHX	L	4-5	12-23-4
40	Jan. 3	at S.J.	L	3-5	12-24-4
41	Jan. 5	at EDM	L	2-3	12-25-4

PLAYER	GP	G-A	PTS	+/-	PIM
Brendan Witt	65	0-9	9	-34	94
Jack Hillen	40	1-5	6	-9	16
Mike Iggy	11	1-4	5	-3	4
Nate Thompson	43	2-2	4	-11	49
Thomas Pock	59	1-2	3	-17	35
Jesse Joensuu	7	1-2	3	-1	4
Mike Sillinger	7	2-0	2	-5	0
Joe Callahan	18	0-2	2	+5	4
Rick DiPietro	5	0-2	2	Goalie	2
Trevor Smith	7	1-0	1	-3	0
Kurtis McLean	4	1-0	1	+1	0
Joey MacDonald	49	0-1	1	Goalie	6
Joel Rechlicz	17	0-1	1	-1	68
Yann Danis	10	0-0	0	Goalie	0
Jeremy Colliton	6	0-1	1	-2	2
Brett Skinner	11	0-0	0	+3	4
Mitchell Fritz	20	0-0	0	-4	42
Ben Walter	4	0-0	0	-2	0
Andrew MacDonald	3	0-0	0	+2	2
Peter Mannino	3	0-0	0	Goalie	0
Sean Bentivoglio	1	0-0	0	Even	2
Jamie Frazer	1	0-0	0	Even	0

GAME	DATE	OPPONENT	RESULTS	SCORE	RECORD
42	Jan. 8	at CGY	L	2-5	12-26-4
43	Jan. 13	NYR	L	1-2	12-27-4
44	Jan. 15	BOS	L	1-2	12-28-4
45	Jan. 17	N.J.	L	2-2	12-29-4
46	Jan. 19	WAS	L/OT	1-2	12-29-5
47	Jan. 21	ANA	W	2-0	13-29-5
48	Jan. 29	at ATL	W	5-4	14-29-5
49	Jan. 31	FLA	W	3-1	15-29-5
50	Feb. 3	T.B.	W	3-1	16-29-5
51	Feb. 5	at FLA	L	2-3	16-30-5
52	Feb. 7	at T.B.	L	0-1	16-31-5
53	Feb. 10	LAK	L/SO	3-4	16-31-6
54	Feb. 11	at N.J.	L	2-4	16-32-6
55	Feb. 14	at PHI	L	1-5	16-33-6
56	Feb. 16	PIT	W/SO	3-2	17-33-6
57	Feb. 18	at NYR	L	1-3	17-34-6
58	Feb. 19	CAR	L	2-6	17-35-6
59	Feb. 21	N.J.	W	4-0	18-35-6
60	Feb. 25	at PIT	L	0-1	18-36-6
61	Feb. 26	MTL	L/SO	4-5	18-36-7
62	Feb. 28	BUF	W	2-0	19-36-7
63	Mar. 2	COL	W	4-2	20-36-7
64	Mar. 5	NYR	L	2-4	20-37-7
65	Mar. 7	N.J.	W	7-3	21-37-7
66	Mar. 8	PHX	W	3-2	22-37-7
67	Mar. 10	at TOR	L/OT	2-3	22-37-8
68	Mar. 12	at MTL	W/OT	3-2	23-37-8
69	Mar. 14	at BOS	L	1-2	23-38-8
70	Mar. 15	at CHI	W	4-2	24-38-8
71	Mar. 20	at CAR	L	4-5	24-39-8
72	Mar. 21	at OTT	L	2-5	24-40-8
73	Mar. 25	MIN	L	2-6	24-41-8
74	Mar. 27	at DET	W	2-0	25-41-8
75	Mar. 28	PHI	L/SO	3-4	25-41-9
76	Apr. 1	at WAS	L	3-5	25-42-9
77	Apr. 2	MTL	L	1-5	25-43-9
78	Apr. 4	T.B.	W	3-1	26-43-9
79	Apr. 7	at CAR	L	0-9	26-44-9
80	Apr. 9	at PIT	L	1-6	26-45-9
81	Apr. 11	PHI	L	2-3	26-46-9
82	Apr. 12	BOS	L	2-6	26-47-9

OPPONENTS

IN THE PAST

STANLEY CUP PLAYOFFS

MEDIA INFORMATION

2007-08 NY ISLANDERS • 35-38-9 (79 PTS) • HEAD COACH – TED NOLAN

PLAYER	GP	G-A	PTS	+/-	PIM
Mike Comrie	76	21-28	49	-21	87
Bill Guerin	81	23-21	44	-15	65
Miroslav Satan	80	16-25	41	-11	39
Trent Hunter	82	12-29	41	-17	43
Josef Vasicek	81	16-19	35	+1	53
Ruslan Fedotenko	67	16-17	33	-9	40
Richard Park	82	12-20	32	-4	20
Mike Sillinger	52	14-12	26	-10	28
Sean Bergenheim	78	10-12	22	-3	62
Bryan Berard	54	5-17	22	-17	48
Chris Campoli	46	4-14	18	-1	16
Marc-Andre Bergeron	46	9-9	18	-14	16
Andy Hilbert	70	8-8	16	+2	18
Blake Comeau	51	8-7	15	+1	22
Radek Martinek	69	0-15	15	-9	40
Bruno Gervais	60	0-13	13	-5	34
Freddy Meyer	57	3-9	12	+2	22
Andy Sutton	58	1-7	8	-6	86
Brendan Witt	59	2-5	7	-8	51
Rick DiPietro	63	0-6	6	Goalie	18
Kyle Okposo	9	2-3	5	+3	2

PLAYER	GP	G-A	PTS	+/-	PIM
Tim Jackman	36	1-3	4	-3	57
Jeff Tambellini	31	1-3	4	-9	8
Frans Nielsen	16	2-1	3	+1	0
Chris Simon	28	1-2	3	-1	43
Rob Davison	34	1-1	2	-6	53
with San Jose	15	0-0	0	-3	21
with ISLANDERS	19	1-1	2	-3	32
Aaron Johnson	30	0-2	2	+2	30
Ben Walter	8	1-0	1	-1	0
Jack Hillen	2	0-1	1	+1	4
Drew Fata	5	0-1	1	-1	4
Jon Sim	2	0-1	1	-1	2
Matthew Spiller	9	0-1	1	-2	7
Darryl Bootland	4	0-1	1	Even	2
Shawn Bates	2	0-1	1	-2	0
Steve Regier	8	0-0	0	-1	4
Kip Brennan	3	0-0	0	Even	12
Jeremy Colliton	16	0-0	0	-4	8
Matt Keith	3	0-0	0	-1	0
Wade Dubielewicz	20	0-0	0	Goalie	0
Joey MacDonald	2	0-0	0	Goalie	0

GOALTENDER	GP	MIN	GAA	W	L	OTL	EN	SO	GA	SA	SV%
Wade Dubielewicz	20	1132	2.70	9	9	1	3	0	51	627	.919
Rick DiPietro	63	3707	2.82	26	28	7	3	3	174	1779	.902
Joey MacDonald	2	120	3.00	0	1	1	0	0	6	73	.918

GAME	DATE	OPPONENT	RESULTS	SCORE	RECORD
1	Oct. 5	at BUF	W	6-4	1-0-0
2	Oct. 6	BUF	W	3-2	2-0-0
3	Oct. 8	WSH	L	1-2	2-1-0
4	Oct. 10	NYR	W	2-1	3-1-0
5	Oct. 11	at TOR	L	1-8	3-2-0
6	Oct. 13	at PHI	L	1-3	3-3-0
7	Oct. 18	at WSH	W	5-2	4-3-0
8	Oct. 20	N.J.	W/OT	4-3	5-3-0
9	Oct. 27	CAR	L	3-8	5-4-0
10	Nov. 1	T.B.	W	4-0	6-4-0
11	Nov. 3	PIT	W	3-2	7-4-0
12	Nov. 6	NYR	W	3-2	8-4-0
13	Nov. 10	N.J.	W	2-1	9-4-0
14	Nov. 12	at PHI	L	2-3	9-5-0
15	Nov. 15	at PIT	L	2-3	9-6-0
16	Nov. 16	at N.J.	W	1-0	10-6-0
17	Nov. 19	at NYR	W	2-1	11-6-0
18	Nov. 21	MTL	L	1-4	11-7-0
19	Nov. 23	at BOS	L	1-2	11-8-0
20	Nov. 24	BOS	W	2-1	12-8-0
21	Nov. 26	DAL	L/OT	2-3	12-8-1
22	Nov. 28	OTT	W/SO	3-2	13-8-1
23	Nov. 29	at NYR	L	2-4	13-9-1
24	Dec. 1	ATL	W	0-4	13-10-1
25	Dec. 3	BOS	L	1-3	13-11-1
26	Dec. 5	at ATL	L/SO	3-4	13-11-2
27	Dec. 7	at FLA	L	0-3	13-12-2
28	Dec. 8	at T.B.	W/OT	3-2	14-12-2
29	Dec. 12	at BUF	L	3-5	14-13-2
30	Dec. 13	PHX	L	3-2	15-13-2
31	Dec. 15	PIT	L	2-3	15-14-2
32	Dec. 19	BUF	L	1-2	15-15-2
33	Dec. 21	at PIT	W	4-2	16-15-2
34	Dec. 22	WSH	W/OT	3-2	17-15-2
35	Dec. 26	TOR	W/OT	4-3	18-15-2
36	Dec. 27	at OTT	L	2-5	18-16-2
37	Dec. 29	N.J.	W	5-2	19-16-2
38	Dec. 31	at CAR	W	4-1	20-16-2
39	Jan. 3	FLA	L/OT	3-4	20-16-3
40	Jan. 5	at COL	L/OT	1-2	20-16-4
41	Jan. 7	at EDM	L	0-4	20-17-4

GAME	DATE	OPPONENT	RESULTS	SCORE	RECORD
42	Jan. 8	at VAN	L/SO	2-3	20-17-5
43	Jan. 11	at CGY	W/SO	5-4	21-17-5
44	Jan. 13	at OTT	W	3-1	22-17-5
45	Jan. 15	MTL	L	1-3	22-18-5
46	Jan. 16	at N.J.	W	3-1	23-18-5
47	Jan. 19	PHI	L	3-5	23-19-5
48	Jan. 21	CAR	L/OT	2-3	23-19-6
49	Jan. 22	at CAR	W	6-3	24-19-6
50	Jan. 24	at BOS	L	1-4	24-20-6
51	Jan. 29	OTT	L	2-5	24-21-6
52	Jan. 31	L.A.	L	1-3	24-22-6
53	Feb. 2	at MTL	L	1-4	24-23-6
54	Feb. 5	ANA	L	0-3	24-24-6
55	Feb. 7	at PIT	L	3-4	24-25-6
56	Feb. 9	at MIN	L/OT	3-4	24-25-7
57	Feb. 12	PHI	W	4-3	25-25-7
58	Feb. 14	at TOR	W	5-4	26-25-7
59	Feb. 16	ATL	W	4-1	27-25-7
60	Feb. 18	S.J.	W	3-2	28-25-7
61	Feb. 20	at WSH	W/SO	3-2	29-25-7
62	Feb. 21	T.B.	W	1-0	30-25-7
63	Feb. 23	at N.J.	L	2-4	30-26-7
64	Feb. 26	PIT	L	2-4	30-27-7
65	Feb. 28	at ATL	W/OT	5-4	31-27-7
66	Mar. 1	PHI	L	1-4	31-28-7
67	Mar. 2	FLA	L	0-1	31-29-7
68	Mar. 4	at NYR	W/SO	4-3	32-29-7
69	Mar. 6	NYR	L	1-4	32-30-7
70	Mar. 8	at PHI	L	1-4	32-31-7
71	Mar. 11	at T.B.	L	4-8	32-32-7
72	Mar. 12	at FLA	L	2-4	32-33-7
73	Mar. 15	at MTL	L	0-3	32-34-7
74	Mar. 18	TOR	L	1-3	32-35-7
75	Mar. 21	at N.J.	W	3-1	33-35-7
76	Mar. 23	at PHI	L	1-4	33-36-7
77	Mar. 24	PIT	W	4-1	34-36-7
78	Mar. 27	at PIT	L	1-3	34-37-7
79	Mar. 29	PHI	L/SO	3-4	34-37-8
80	Apr. 1	N.J.	L/OT	1-2	34-37-9
81	Apr. 3	NYR	L	0-3	34-38-9
82	Apr. 4	at NYR	W/SO	4-3	35-38-9

2006-07 NY ISLANDERS • 40-30-12 (92 PTS) • HEAD COACH – TED NOLAN

PLAYER	GP	G-A	PTS	+/-	PIM
Jason Blake	82	40-29	69	+1	34
Ryan Smyth	71	36-32	68	+2	52
with Edmonton	53	31-22	53	+2	38
with ISLANDERS	18	5-10	15	Even	14
Miroslav Satan	81	27-32	59	-12	46
Mike Sillinger	82	26-33	59	+5	46
Viktor Kozlov	81	25-26	51	+12	28
Alexei Yashin	58	18-32	50	+6	44
Marc-Andre Bergeron	78	14-32	46	-4	38
with Edmonton	55	8-17	25	-9	28
with ISLANDERS	23	6-15	21	+5	10
Tom Poti	78	6-38	44	-1	74
Randy Robitaille	78	11-29	40	-6	44
with Philadelphia	28	5-12	17	-4	22
with ISLANDERS	50	6-17	23	-2	22
Trent Hunter	77	20-15	35	+5	22
Andy Hilbert	81	8-20	28	+10	34
Chris Simon	67	10-17	27	+17	75
Richard Park	82	10-16	26	+4	33
Sean Hill	81	1-24	25	+6	110
Arron Asham	80	11-12	23	+3	63
Richard Zednik	42	7-14	21	-6	18
with Washington	32	6-12	18	-4	16
with ISLANDERS	10	1-2	3	-2	2

GOALTENDER	GP	MINS	GAA	W	L	OTL	EN	SO	GA	SA	SV%
Wade Dubielewicz	8	378	2.06	4	1	0	1	0	13	198	.934
Rick DiPietro	62	3626	2.58	32	19	9	2	5	156	1917	.919
Mike Dunham	19	979	3.74	4	10	3	2	0	61	552	.889

GAME	DATE	OPPONENT	RESULTS	SCORE	RECORD
1	Oct. 5	at PHX	L	3-6	0-1-0
2	Oct. 7	at S.J.	L	0-2	0-2-0
3	Oct. 10	at L.A.	L	2-4	0-3-0
4	Oct. 11	at ANA	W/SO	5-4	1-3-0
5	Oct. 14	BOS	W	4-1	2-3-0
6	Oct. 16	NSH	L/SO	1-2	2-3-1
7	Oct. 19	PIT	L/OT	3-4	2-3-2
8	Oct. 21	CAR	W/OT	4-3	3-3-2
9	Oct. 26	BUF	L	0-3	3-4-2
10	Oct. 28	FLA	W/OT	4-3	4-4-2
11	Oct. 31	CHI	W	5-2	5-4-2
12	Nov. 2	at N.J.	W	5-2	6-4-2
13	Nov. 4	ATL	L	1-4	6-5-2
14	Nov. 6	T.B.	L	1-5	6-6-2
15	Nov. 9	at PHI	W	3-1	7-6-2
16	Nov. 15	at DAL	W	3-0	8-6-2
17	Nov. 17	at T.B.	L/SO	2-3	8-6-3
18	Nov. 18	at FLA	W	4-1	9-6-3
19	Nov. 20	at TOR	L	2-4	9-7-3
20	Nov. 22	CAR	W	4-2	10-7-3
21	Nov. 24	PIT	W	3-1	11-7-3
22	Nov. 25	WSH	W	4-1	12-7-3
23	Nov. 28	at PIT	L	2-3	12-8-3
24	Nov. 30	PHI	L	2-3	12-9-3
25	Dec. 2	at PIT	W	5-3	13-9-3
26	Dec. 3	at NYR	W	7-4	14-9-3
27	Dec. 5	OTT	L	2-4	14-10-3
28	Dec. 7	MTL	L	2-4	14-11-3
29	Dec. 9	FLA	W/OT	5-4	15-11-3
30	Dec. 15	at PIT	L	4-7	15-12-3
31	Dec. 16	ATL	W	6-0	16-12-3
32	Dec. 19	at NYR	W	4-3	17-12-3
33	Dec. 22	at CAR	L	1-5	17-13-3
34	Dec. 23	C.B.J.	W	4-0	18-13-3
35	Dec. 26	NYR	W	2-0	19-13-3
36	Dec. 27	at OTT	L	0-2	19-14-3
37	Dec. 30	N.J.	L	0-2	19-15-3
38	Jan. 1	at BUF	L	1-3	19-16-3
39	Jan. 2	PHI	L	2-3	19-17-3
40	Jan. 4	at N.J.	L	3-4	19-18-3
41	Jan. 6	at CAR	L	2-4	19-19-3

PLAYER	GP	G-A	PTS	+/-	PIM
Radek Martinek	43	2-15	17	+19	40
Chris Campoli	51	1-13	14	-3	23
Brendan Witt	81	1-13	14	+14	131
Mike York	32	6-7	13	-9	14
Alexei Zhitnik	30	2-9	11	+13	40
Shawn Bates	48	4-6	10	+13	34
Jeff Tambellini	23	2-7	9	+6	6
Freddy Meyer	60	2-6	8	-4	38
with Philadelphia	25	2-3	5	-4	14
with ISLANDERS	35	0-3	3	Even	24
Bruno Gervais	51	0-6	6	-10	28
Frans Nielsen	15	1-1	2	-2	0
Rick DiPietro	62	0-2	2	Goalie	24
Drew Fata	3	1-0	1	-2	5
Allan Rourke	11	0-1	1	Even	4
Mike Dunham	19	0-1	1	Goalie	0
Blake Comeau	3	0-0	0	Even	0
Jeremy Colliton	1	0-0	0	-1	0
Eric Boguniecki	11	0-0	0	Even	8
Deron Quint	5	0-0	0	Even	0
Steve Regier	1	0-0	0	Even	0
Wade Dubielewicz	8	0-0	0	Goalie	0

GAME	DATE	OPPONENT	RESULTS	SCORE	RECORD
42	Jan. 9	at NYR	W	5-3	20-19-3
43	Jan. 11	at BOS	W/SO	5-4	21-19-3
44	Jan. 13	N.J.	L/OT	1-2	21-19-4
45	Jan. 15	T.B.	L	1-3	21-20-4
46	Jan. 16	at PIT	L	2-5	21-21-4
47	Jan. 18	at PHI	W	4-2	22-21-4
48	Jan. 26	at ATL	L/OT	4-5	22-21-5
49	Jan. 27	BUF	W	5-3	23-21-5
50	Jan. 30	DET	L/OT	3-4	23-21-6
51	Feb. 1	at ATL	W	5-2	24-21-6
52	Feb. 3	at MTL	W	4-2	25-21-6
53	Feb. 4	at WSH	L/SO	1-2	25-21-7
54	Feb. 7	PHI	W	2-0	26-21-7
55	Feb. 8	at N.J.	L	0-2	26-22-7
56	Feb. 10	at BOS	L/SO	3-4	26-22-8
57	Feb. 13	at TOR	W/SO	3-2	27-22-8
58	Feb. 15	BOS	W	4-1	28-22-8
59	Feb. 17	N.J.	L	0-2	28-23-8
60	Feb. 19	PIT	W	6-5	29-23-8
61	Feb. 22	TOR	W/SO	3-2	30-23-8
62	Feb. 24	MTL	W	3-2	31-23-8
63	Feb. 27	PHI	W/OT	6-5	32-23-8
64	Mar. 1	STL	L/OT	2-3	32-23-9
65	Mar. 3	at WSH	W	6-2	33-23-9
66	Mar. 5	at NYR	L/SO	1-2	33-23-10
67	Mar. 8	NYR	L	1-2	33-24-10
68	Mar. 10	WSH	W	5-2	34-24-10
69	Mar. 13	at MTL	L	3-5	34-25-10
70	Mar. 15	at OTT	L	2-5	34-26-10
71	Mar. 17	at FLA	L	5-8	34-27-10
72	Mar. 20	at T.B.	L/OT	3-4	34-27-11
73	Mar. 22	PIT	W	3-1	35-27-11
74	Mar. 24	at PHI	W	4-3	36-27-11
75	Mar. 25	NYR	L/OT	1-2	36-27-12
76	Mar. 27	N.J.	L	2-3	36-28-12
77	Mar. 30	at BUF	L	4-6	36-29-12
78	Mar. 31	OTT	L	2-5	36-30-12
79	Apr. 3	NYR	W/SO	3-2	37-30-12
80	Apr. 5	TOR	W	5-2	38-30-12
81	Apr. 7	at PHI	W	4-2	39-30-12
82	Apr. 8	at N.J.	W/SO	3-2	40-30-12

OPPONENTS

IN THE PAST

STANLEY CUP PLAYOFFS

MEDIA INFORMATION

2005-06 NY ISLANDERS • 36-40-6 (78 PTS) • HEAD COACH – STEVE STIRLING/BRAD SHAW

PLAYER	GP	G-A	PTS	+/-	PIM
Miroslav Satan	82	35-31	66	-8	54
Alexei Yashin	82	28-38	66	-14	68
Jason Blake	76	28-29	57	Even	60
Mark Parrish	57	24-17	41	-14	16
Mike York	75	13-39	52	-9	30
Trent Hunter	82	16-19	35	-9	34
Shawn Bates	66	15-19	34	-11	60
Chris Campoli	80	9-25	34	-16	46
Alexei Zhitnik	59	5-24	29	+4	88
Brent Sopel	57	2-25	27	-9	64
Arron Asham	63	9-15	24	-5	103
Oleg Kvasha	49	9-12	21	-2	32
Robert Nilsson	53	6-14	20	-6	26
Radek Martinek	74	1-16	17	-9	32
Brad Lukowich	57	1-12	13	-3	32
Janne Niinimaa	41	1-9	10	-7	62
Joel Bouchard	25	1-8	9	+5	23
Sean Bergenheim	28	4-5	9	-11	20
Jeff Hamilton	13	2-6	8	Even	8
Wyatt Smith	42	0-8	8	-7	26
Bruno Gervais	27	3-4	7	-1	8
Mattias Weinhandl	53	2-4	6	-4	14
Denis Grebeshkov	29	0-5	5	-12	20
with Los Angeles	8	0-2	2	-4	12
with ISLANDERS	21	0-3	3	-8	8

PLAYER	GP	G-A	PTS	+/-	PIM
Eric Godard	57	2-2	4	-2	115
Jeff Tambellini	25	1-3	4	+1	10
with Los Angeles	4	0-0	0	-1	2
with ISLANDERS	21	1-3	4	+2	8
Petteri Nokelainen	15	1-1	2	-1	4
Jeremy Colliton	19	1-1	2	+2	6
Rob Collins	8	1-1	2	+1	0
Allan Rourke	6	0-1	1	+1	0
John Erskine	60	1-0	1	-15	161
with Dallas	26	0-0	0	-3	62
with ISLANDERS	34	1-0	1	-12	99
Rick DiPietro	63	0-1	1	Goalie	28
Tomi Pettenin	18	0-0	0	-2	16
Kevin Colley	16	0-0	0	-2	52
Masi Marjamaki	1	0-0	0	Even	0
Cole Jarrett	1	0-0	0	+1	0
Matt Koalska	3	0-0	0	-1	2
Steve Regier	9	0-0	0	-1	0
Ryan Caldwell	2	0-0	0	-2	2
Garth Snow	20	0-0	0	Goalie	2
Wade Dubielewicz	7	0-0	0	Goalie	0

GOALTENDER	GP	MINS	GAA	W	L	OT	EN	SO	GA	SA	SV%
Wade Dubielewicz	7	310	2.90	2	3	0	1	0	15	145	.897
Rick DiPietro	63	3572	3.02	30	24	5	7	1	180	1797	.900
Garth Snow	20	1096	3.72	4	13	1	4	0	68	595	.886

GAME	DATE	OPPONENT	RESULTS	SCORE	RECORD
1	Oct. 5	at BUF	L	4-6	0-1-0
2	Oct. 8	CAR	W	3-2	1-1-0
3	Oct. 10	FLA	L	1-3	1-2-0
4	Oct. 13	at WSH	W	5-3	2-2-0
5	Oct. 15	at PHI	L	1-5	2-3-0
6	Oct. 19	at NYR	W/SO	3-2	3-3-0
7	Oct. 20	NYR	W	5-4	4-3-0
8	Oct. 22	at MTL	L	3-4	4-4-0
9	Oct. 25	ATL	W	4-3	5-4-0
10	Oct. 27	at NYR	L	1-3	5-5-0
11	Oct. 29	BUF	L	4-6	5-6-0
12	Nov. 1	BOS	W/OT	4-3	6-6-0
13	Nov. 3	PIT	L	1-5	6-7-0
14	Nov. 5	at OTT	L	0-6	6-8-0
15	Nov. 8	at N.J.	W	4-1	7-8-0
16	Nov. 10	at PHI	L	2-3	7-9-0
17	Nov. 12	BOS	W	5-2	8-9-0
18	Nov. 14	at PIT	W/SO	3-2	9-9-0
19	Nov. 16	at ATL	W	7-3	10-9-0
20	Nov. 17	at T.B.	L	2-3	10-10-0
21	Nov. 19	at FLA	W	5-3	11-10-0
22	Nov. 23	BUF	L/SO	3-4	11-10-1
23	Nov. 25	OTT	L	2-6	11-11-1
24	Nov. 26	at PHI	W	4-2	12-11-1
25	Nov. 29	PHI	L	3-4	12-12-1
26	Dec. 4	at DET	W	2-1	13-12-1
27	Dec. 6	at STL	W	6-3	14-12-1
28	Dec. 8	at CBJ	L/SO	3-4	14-12-2
29	Dec. 10	EDM	W/SO	3-2	15-12-2
30	Dec. 13	MIN	L	3-4	15-13-2
31	Dec. 17	COL	W	5-4	16-13-2
32	Dec. 19	at TOR	L	6-9	16-14-2
33	Dec. 21	N.J.	W	4-2	17-14-2
34	Dec. 23	OTT	L	2-4	17-15-2
35	Dec. 26	at BUF	L	3-6	17-16-2
36	Dec. 28	NYR	L	2-6	17-17-2
37	Dec. 30	at OTT	L	3-4	17-18-2
38	Jan. 2	T.B.	L	1-2	17-19-2
39	Jan. 4	FLA	W/OT	4-3	18-19-2
40	Jan. 6	at CAR	L	1-4	18-20-2
41	Jan. 7	CAR	L	0-3	18-21-2

GAME	DATE	OPPONENT	RESULTS	SCORE	RECORD
42	Jan. 10	at NSH	L	1-2	18-22-2
43	Jan. 12	CGY	W	3-2	19-22-2
44	Jan. 14	VAN	L	1-8	19-23-2
45	Jan. 17	at CHI	W/OT	2-1	20-23-2
46	Jan. 19	at CAR	L	3-4	20-24-2
47	Jan. 21	at N.J.	L/SO	2-3	20-24-3
48	Jan. 24	N.J.	L	0-4	20-25-3
49	Jan. 26	PIT	W/SO	4-3	21-25-3
50	Jan. 28	at BOS	W	4-3	22-25-3
51	Jan. 31	WSH	W	5-3	23-25-3
52	Feb. 2	NYR	L	2-5	23-26-3
53	Feb. 4	at PIT	W/SO	5-4	24-26-3
54	Feb. 6	T.B.	L/OT	2-3	24-26-4
55	Feb. 8	at PHI	L	2-5	24-27-4
56	Feb. 11	at N.J.	W	2-1	25-27-4
57	Feb. 28	MTL	L	3-5	25-28-4
58	Mar. 2	N.J.	W/SO	3-2	26-28-4
59	Mar. 4	PHI	W	4-2	27-28-4
60	Mar. 6	at WSH	L	2-5	27-29-4
61	Mar. 7	N.J.	W/SO	2-1	28-29-4
62	Mar. 10	TOR	W/SO	2-1	29-29-4
63	Mar. 11	at BOS	W	3-1	30-29-4
64	Mar. 14	at N.J.	W	6-1	31-29-4
65	Mar. 16	at ATL	L	2-4	31-30-4
66	Mar. 17	at FLA	L	2-4	31-31-4
67	Mar. 19	at T.B.	L	2-5	31-32-4
68	Mar. 21	MTL	W	3-1	32-32-4
69	Mar. 24	at PIT	L/OT	3-4	32-32-5
70	Mar. 25	ATL	W	5-1	33-32-5
71	Mar. 28	at MTL	L	0-2	33-33-5
72	Mar. 29	NYR	L	1-5	33-34-5
73	Mar. 31	PIT	L	0-4	33-35-5
74	Apr. 2	PHI	L	1-4	33-36-5
75	Apr. 5	at TOR	L	2-3	33-37-5
76	Apr. 6	at NYR	L	1-3	33-38-5
77	Apr. 8	WSH	W	5-0	34-38-5
78	Apr. 11	at NYR	W	3-2	35-38-5
79	Apr. 13	TOR	L/OT	3-4	35-38-6
80	Apr. 15	PIT	W/SO	5-4	36-38-6
81	Apr. 17	at PIT	L	1-6	36-39-6
82	Apr. 18	PHI	L	1-4	36-40-6

2003-04 NY ISLANDERS • 38-29-11-4 (91 PTS) • HEAD COACH – STEVE STIRLING

PLAYER	GP	G-A	PTS	+/-	PIM
Trent Hunter	77	25-26	51	+23	16
Oleg Kvasha	81	15-36	51	+4	48
Mariusz Czerkawski	81	25-24	49	+3	16
Jason Blake	75	22-25	47	+11	56
Adrian Aucoin	81	13-31	44	+20	54
Michael Peca	76	11-29	49	+17	71
Mark Parrish	59	24-11	35	+8	18
Alexei Yashin	47	15-19	34	-1	10
Shawn Bates	69	9-23	32	-8	46
Roman Hamrlik	81	7-22	29	+2	68
Kenny Jonsson	79	5-24	29	+25	22
Janne Niinimaa	82	9-19	28	+12	64
Dave Scatchard	61	9-16	25	+12	78
Arron Asham	79	12-12	24	-12	92
Cliff Ronning	40	9-15	24	+3	2
Mattias Weinhandl	55	8-12	20	+9	26
Justin Papineau	64	8-5	13	+4	8

PLAYER	GP	G-A	PTS	+/-	PIM
Eric Cairns	72	2-6	8	-5	189
Radek Martinek	47	4-3	7	-9	43
Sven Butenschon	41	1-6	7	-3	30
Justin Mapletoft	27	1-4	5	-1	6
Jason Wiemer	13	1-3	4	-1	24
Sean Bergenheim	18	1-1	2	-4	0
Eric Manlow	18	0-2	2	-2	2
Rick DiPietro	50	0-2	2	Goalie	22
Mattias Timander	5	1-1	2	+2	2
Eric Godard	31	0-1	1	-2	97
Garth Snow	39	0-1	1	Goalie	28
Alexander Karpovtsev	3	0-1	1	+1	4
Steve Webb	10	0-0	0	-1	4
Jeff Hamilton	1	0-0	0	Even	0
Derek Bekar	4	0-0	0	Even	2
Tomi Pettinen	4	0-0	0	-2	2
Wade Dubielewicz	2	0-0	0	Goalie	0

GOALTENDER	GP	MINS	GAA	W	L	OTL	EN	SO	GA	SA	SV%
Wade Dubielewicz	2	105	1.71	1	0	1	0	0	3	50	.940
Rick DiPietro	50	2844	2.36	23	18	5	1	5	112	1261	.911
Garth Snow	39	2015	2.80	14	15	5	0	1	94	932	.899

GAME	DATE	OPPONENT	RESULTS	SCORE	RECORD
1	Oct. 9	at WSH	L	1-6	0-1-0-0
2	Oct. 11	at BUF	W	6-0	1-1-0-0
3	Oct. 14	at ATL	T	2-2	1-1-1-0
4	Oct. 18	FLA	W	2-1	2-1-1-0
5	Oct. 20	TOR	W	5-2	3-1-1-0
6	Oct. 23	at MTL	L	0-3	3-2-1-0
7	Oct. 25	PIT	W	7-2	4-2-1-0
8	Oct. 28	N.J.	L	0-4	4-3-1-0
9	Oct. 29	at PIT	T	4-4	4-3-2-0
10	Nov. 1	ANA	W	4-1	5-3-2-0
11	Nov. 3	OTT	W	6-3	6-3-2-0
12	Nov. 6	DAL	W	4-1	7-3-2-0
13	Nov. 8	ATL	L	3-4	7-4-2-0
14	Nov. 11	at PHI	L	1-2	7-5-2-0
15	Nov. 13	MTL	W	3-1	8-5-2-0
16	Nov. 15	at NSH	L	3-4	8-6-2
17	Nov. 19	at FLA	W	4-1	9-6-2-0
18	Nov. 20	at T.B.	L	2-3	9-7-2-0
19	Nov. 22	at COL	L	1-2	9-8-2-0
20	Nov. 26	CAR	L	0-2	9-9-2-0
21	Nov. 28	at DET	L	0-6	9-10-2-0
22	Nov. 29	PHI	L	1-5	9-11-2-0
23	Dec. 2	WSH	L	1-4	9-12-2-0
24	Dec. 4	NYR	L	2-4	9-13-2-0
25	Dec. 6	CHI	W	5-2	10-13-2-0
26	Dec. 9	T.B.	W	5-2	11-13-2-0
27	Dec. 10	at N.J.	L/OT	0-1	11-13-2-1
28	Dec. 13	ATL	W	4-0	12-13-2-1
29	Dec. 16	N.J.	W	5-4	13-13-2-1
30	Dec. 18	at NYR	L	3-4	13-14-2-1
31	Dec. 20	at PHI	L	1-3	13-15-2-1
32	Dec. 21	at WSH	W	5-4	14-15-2-1
33	Dec. 23	PHI	W	4-2	15-15-2-1
34	Dec. 26	at N.J.	W	4-3	16-15-2-1
35	Dec. 27	TOR	W	3-1	17-15-2-1
36	Dec. 29	N.J.	W	3-1	18-15-2-1
37	Dec. 31	at PIT	W	6-1	19-15-2-1
38	Jan. 1	at OTT	L	0-1	19-16-2-1
39	Jan. 3	at BOS	T	3-3	19-16-3-1
40	Jan. 6	CGY	L	2-3	19-17-3-1
41	Jan. 8	EDM	W	3-1	20-17-3-1

GAME	DATE	OPPONENT	RESULTS	SCORE	RECORD
42	Jan. 10	NYR	L	2-3	20-18-3-1
43	Jan. 13	at NYR	L	1-4	20-19-3-1
44	Jan. 15	at OTT	T	4-4	20-19-4-1
45	Jan. 17	BUF	W	4-2	21-19-4-1
46	Jan. 19	OTT	W	5-2	22-19-4-1
47	Jan. 20	at TOR	L	0-2	22-20-4-1
48	Jan. 23	at CAR	W	3-2	23-20-4-1
49	Jan. 24	at ATL	W	3-0	24-20-4-1
50	Jan. 27	BOS	T	2-2	24-20-5-1
51	Jan. 29	at BOS	L/OT	1-2	24-20-5-2
52	Jan. 31	FLA	W	4-2	25-20-5-2
53	Feb. 3	VAN	W/OT	5-4	26-20-5-2
54	Feb. 5	at MTL	L	1-2	26-21-5-2
55	Feb. 10	at COL	T	1-1	26-21-6-2
56	Feb. 11	at DAL	T	4-4	26-21-7-2
57	Feb. 13	at PHX	W	5-2	27-21-7-2
58	Feb. 16	L.A.	T	1-1	27-21-8-2
59	Feb. 18	PIT	W	4-3	28-21-8-2
60	Feb. 19	at NYR	L	2-6	28-22-8-2
61	Feb. 21	BUF	W	4-1	29-22-8-2
62	Feb. 24	BOS	T	0-0	29-22-9-2
63	Feb. 26	NYR	L	3-6	29-23-9-2
64	Feb. 27	at BUF	W	4-2	30-23-9-2
65	Feb. 29	PIT	L/OT	2-3	30-23-9-3
66	Mar. 2	at PIT	T	3-3	30-23-10-3
67	Mar. 4	at TOR	L	2-6	30-24-10-3
68	Mar. 6	STL	L	2-4	30-25-10-3
69	Mar. 9	at STL	L/OT	2-3	30-25-10-4
70	Mar. 11	at S.J.	L	4-5	30-26-10-4
71	Mar. 12	at ANA	W	3-1	31-26-10-4
72	Mar. 16	at T.B.	W	3-1	32-26-10-4
73	Mar. 17	at FLA	L	4-6	32-27-10-4
74	Mar. 19	MIN	W	3-1	33-27-10-4
75	Mar. 21	T.B.	W	3-0	34-27-10-4
76	Mar. 23	WSH	W	3-0	35-27-10-4
77	Mar. 25	at PHI	W	4-2	36-27-10-4
78	Mar. 27	CAR	L	2-3	36-28-10-4
79	Mar. 28	at N.J.	L	2-3	36-29-10-4
80	Mar. 31	MTL	W	5-1	37-29-10-4
81	Apr. 2	at CAR	W	6-4	38-29-10-4
82	Apr. 4	PHI	T	3-3	38-29-11-4

OPPONENTS

IN THE PAST

STANLEY CUP PLAYOFFS

MEDIA INFORMATION

2002-03 NY ISLANDERS • 35-34-11-2 (83 PTS) • HEAD COACH – PETER LAVIOLETTE

PLAYER	GP	G-A	PTS	+/-	PIM
Alexei Yashin	81	26-39	65	-12	32
Jason Blake	81	25-30	55	+16	58
Mark Parrish	81	23-25	48	-11	28
Dave Scatchard	81	27-18	45	+9	108
Shawn Bates	74	13-29	43	-9	52
Michael Peca	66	13-29	42	-4	43
Roman Hamrlik	73	9-32	41	+21	87
Adrian Aucoin	73	8-27	35	-5	70
Janne Niinimaa	76	5-29	34	-9	80
with Edmonton	63	4-24	28	-7	66
with ISLANDERS	13	1-5	6	-2	14
Jason Weimer	81	9-19	28	+5	116
Kenny Jonsson	71	8-18	26	-8	24
Oleg Kvasha	69	12-14	26	+4	44
Mattias Weinhandl	47	6-17	23	-2	10
Brad Isbister	53	10-13	23	Even	34
Randy Robitaille	51	6-14	20	+5	10
with Pittsburgh	41	5-12	17	+5	8
with ISLANDERS	10	1-2	3	Even	2
Mattias Timander	80	3-13	16	-2	24
Radek Martinek	66	2-11	13	+15	26

PLAYER	GP	G-A	PTS	+/-	PIM
Justin Papineau	16	3-3	6	Even	4
with St. Louis	11	2-1	3	-1	0
with ISLANDERS	5	1-2	3	+1	4
Claude Lapointe	66	6-6	12	-3	20
Eric Cairns	60	1-4	5	-7	124
Raffi Torres	17	0-5	5	Even	10
Justin Mapletoft	11	2-2	4	-1	2
Sven Butenschon	37	0-4	4	-6	26
Trent Hunter	8	0-4	4	+5	4
Eric Manlow	8	2-1	3	+2	4
Steve Webb	49	1-0	1	-5	75
Eric Godard	19	0-0	0	-3	48
Alan Letang	4	0-0	0	-1	0
Ray Shultz	4	0-0	0	-1	28
Brandon Smith	3	0-0	0	-2	0
Alain Nasreddine	3	0-0	0	Even	2
Tomi Pettenin	2	0-0	0	+1	0
Garth Snow	43	0-0	0	Goalie	24
Chris Osgood	37	0-0	0	Goalie	12
Rick DiPietro	10	0-0	0	Goalie	2

GOALTENDER	GP	MINS	GAA	W	L	OTL	EN	SO	GA	SA	SV%
Garth Snow	43	2390	2.31	16	17	5	8	1	92	1120	.918
Chris Osgood	37	1993	2.92	17	14	4	4	2	97	912	.894
Rick DiPietro	10	585	2.97	2	5	2	1	0	29	273	.894

GAME	DATE	OPPONENT	RESULTS	SCORE	RECORD
1	Oct. 10	at BUF	L	1-5	0-1-0-0
2	Oct. 12	WSH	L	1-2	0-2-0-0
3	Oct. 15	NSH	W/OT	4-3	1-2-0-0
4	Oct. 17	at PHI	T	3-3	1-2-1-0
5	Oct. 19	at ATL	W	5-4	2-2-1-0
6	Oct. 22	CAR	L	1-4	2-3-1-0
7	Oct. 24	FLA	W	5-3	3-3-1-0
8	Oct. 26	PHI	L	2-6	3-4-1-0
9	Oct. 29	PHX	L	2-3	3-5-1-0
10	Oct. 30	at CAR	L	2-4	3-6-1-0
11	Nov. 2	STL	L	1-6	3-7-1-0
12	Nov. 4	CGY	L	2-4	3-8-1-0
13	Nov. 7	at MTL	L	0-3	3-9-1-0
14	Nov. 8	EDM	W	4-2	4-9-1-0
15	Nov. 10	DAL	W	3-2	5-9-1-0
16	Nov. 12	OTT	L	3-5	5-10-1-0
17	Nov. 14	at BOS	L	1-4	5-11-1-0
18	Nov. 16	at PIT	W	3-2	6-11-1-0
19	Nov. 20	at FLA	T	3-3	6-11-2-0
20	Nov. 21	at T.B.	W	7-2	7-11-2-0
21	Nov. 23	at NYR	W	3-1	8-11-2-0
22	Nov. 27	OTT	T	2-2	8-11-3-0
23	Nov. 29	CBJ	L	2-4	8-12-3-0
24	Nov. 30	at OTT	L	2-4	8-13-3-0
25	Dec. 3	VAN	W	2-1	9-13-3-0
26	Dec. 6	TOR	W	4-2	10-13-3-0
27	Dec. 7	at PIT	W	6-3	11-13-3-0
28	Dec. 10	CHI	L	2-3	11-14-3-0
29	Dec. 13	at FLA	T	3-3	11-14-4-0
30	Dec. 14	at T.B.	L	3-4	11-15-4-0
31	Dec. 17	DET	T	2-2	11-15-5-0
32	Dec. 19	at MIN	W	4-2	12-15-5-0
33	Dec. 21	WSH	L	1-3	12-16-5-0
34	Dec. 23	MTL	W	3-1	13-16-5-0
35	Dec. 28	CAR	W/OT	3-0	14-16-5-0
36	Dec. 30	FLA	W	2-1	15-16-5-0
37	Dec. 31	at BUF	W/OT	1-0	16-16-5-0
38	Jan. 3	BOS	W	8-4	17-16-5-0
39	Jan. 4	at PIT	L/OT	2-3	17-16-5-1
40	Jan. 7	PIT	W	6-3	18-16-5-1
41	Jan. 9	PHI	L	0-4	18-17-5-1

GAME	DATE	OPPONENT	RESULTS	SCORE	RECORD
42	Jan. 11	ATL	W	7-3	19-17-5-1
43	Jan. 13	at WSH	L/OT	3-4	19-17-5-2
44	Jan. 15	at N.J.	L	0-5	19-18-5-2
45	Jan. 16	at STL	W/OT	3-2	20-18-5-2
46	Jan. 19	at ATL	W	4-1	21-18-5-2
47	Jan. 21	NYR	L	0-5	21-19-5-2
48	Jan. 24	at PHI	W	3-1	22-19-5-2
49	Jan. 25	at CBJ	L	1-4	22-20-5-2
50	Jan. 28	PIT	W	5-2	23-20-5-2
51	Jan. 30	MTL	W	3-1	24-20-5-2
52	Feb. 4	PHI	L	1-2	24-21-5-2
53	Feb. 7	at WSH	L	0-3	24-22-5-2
54	Feb. 8	BUF	W	3-1	25-22-5-2
55	Feb. 11	T.B.	W	6-2	26-22-5-2
56	Feb. 13	at NSH	L	0-2	26-23-5-2
57	Feb. 15	at L.A.	W	3-2	27-23-5-2
58	Feb. 17	at ANA	T	2-2	27-23-6-2
59	Feb. 19	at S.J.	W	3-0	28-23-6-2
60	Feb. 21	COL	W	4-1	29-23-6-2
61	Feb. 23	BOS	T	4-4	29-23-7-2
62	Feb. 25	at TOR	L	2-5	29-24-7-2
63	Feb. 27	N.J.	T	3-3	29-24-8-2
64	Mar. 1	BUF	W/OT	2-1	30-24-8-2
65	Mar. 3	at NYR	T	1-1	30-24-9-2
66	Mar. 4	T.B.	L	1-3	30-25-9-2
67	Mar. 6	at BOS	L	1-4	30-26-9-2
68	Mar. 8	N.J.	L	2-4	30-27-9-2
69	Mar. 11	at VAN	L	3-4	30-28-9-2
70	Mar. 13	at EDM	W	5-2	31-28-9-2
71	Mar. 15	at OTT	W	5-2	32-28-9-2
72	Mar. 17	at NYR	L	0-1	32-29-9-2
73	Mar. 18	at TOR	T	3-3	32-29-10-2
74	Mar. 20	at MTL	W	6-3	33-29-10-2
75	Mar. 22	N.J.	L	2-4	33-30-10-2
76	Mar. 25	at CHI	W	9-2	34-30-10-2
77	Mar. 28	at TOR	L	2-5	34-31-10-2
78	Mar. 30	at N.J.	L	0-6	34-32-10-2
79	Apr. 1	NYR	T	2-2	34-32-11-2
80	Apr. 3	at DET	L	2-5	34-33-11-2
81	Apr. 5	ATL	L	2-3	34-34-11-2
82	Apr. 6	at CAR	W	2-1	35-34-11-2

2001-02 NY ISLANDERS • 42-28-8-4 (96 PTS) • HEAD COACH – PETER LAVIOLETTE

PLAYER	GP	G-A	PTS	+/-	PIM
Alexei Yashin	78	32-43	75	-3	25
Mark Parrish	78	30-30	60	+10	32
Michael Peca	80	25-35	60	+19	62
Shawn Bates	71	17-35	52	+18	30
Mariusz Czerkawski	82	22-29	51	-8	48
Brad Isbister	79	17-21	38	+1	113
Oleg Kvasha	71	13-25	38	-4	80
Roman Hamrlik	70	11-26	37	+7	78
Adrian Aucoin	81	12-22	34	+23	62
Kenny Jonsson	76	10-22	32	+15	26
Dave Scatchard	80	12-15	27	-4	111
Kip Miller	37	7-17	24	+2	6
Claude Lapointe	80	9-12	21	-9	60
Dick Tarnstrom	62	3-16	19	-12	38
Jason Blake	82	8-10	18	-11	36
Mats Lindgren	59	3-12	15	Even	16
Darren Van Impe	67	3-8	11	+12	59
with NY Rangers	17	1-0	1	+3	12
with Florida	36	1-6	7	+3	31
with ISLANDERS	14	1-2	3	+6	16
Eric Cairns	74	2-5	7	-2	176
Steve Webb	60	2-4	6	Even	104

PLAYER	GP	G-A	PTS	+/-	PIM
Marko Kiprusoff	27	0-6	6	Even	4
Radek Martinek	23	1-4	5	+5	16
Chris Osgood	66	0-4	4	Goalie	10
Juraj Kolnik	7	2-0	2	-2	0
Branislav Mezei	24	0-2	2	+2	12
Ken Sutton	21	0-2	2	-5	8
Evgeny Korolev	17	0-2	2	Even	6
Raffi Torres	14	0-1	1	+2	6
Jim Cummins	12	0-0	0	-6	31
Jason Krog	2	0-0	0	Even	0
Ted Donato	5	0-0	0	-5	4
with ISLANDERS	1	0-0	0	-1	0
with St. Louis	2	0-0	0	-2	2
with Los Angeles	2	0-0	0	-2	2
Alexander Kharitonov	5	0-0	0	-1	4
Ray Schultz	2	0-0	0	-1	5
Ray Giroux	2	0-0	0	-1	2
Marko Tuomainen	1	0-0	0	-1	0
Kevin Haller	1	0-0	0	-1	2
Jason Podollan	1	0-0	0	Even	2
Dave Roche	1	0	0	Even	0
Garth Snow	25	0-0	0	Goalie	14

GOALTENDER	GP	MINS	GAA	W	L	OTL	EN	SO	GA	SA	SV%
Chris Osgood	66	3743	2.50	32	25	6	6	4	156	1727	.910
Garth Snow	25	1217	2.71	10	7	2	3	2	55	549	.900

GAME	DATE	OPPONENT	RESULTS	SCORE	RECORD
1	Oct. 5	at T.B.	.W	3-2	1-0-0-0
2	Oct. 6	at FLA	.W	3-0	2-0-0-0
3	Oct. 10	at PIT	.W	6-3	3-0-0-0
4	Oct. 11	at N.J.	.W	6-4	4-0-0-0
5	Oct. 13	DET.	.L/OT	4-5	4-0-0-1
6	Oct. 17	at CAR	.W	4-0	5-0-0-1
7	Oct. 18	CAR	.W/OT	2-1	6-0-0-1
8	Oct. 20	S.J.	.T	2-2	6-0-1-1
9	Oct. 26	at CAR	.W/OT	3-2	7-0-1-1
10	Oct. 28	DAL.	.W/OT	3-2	8-0-1-1
11	Oct. 30	FLA.	.W	3-2	9-0-1-1
12	Nov. 2	at DET	.L	1-2	9-1-1-1
13	Nov. 3	at PHI	.W	2-1	10-1-1-1
14	Nov. 6	T.B.	.W	3-0	11-1-1-1
15	Nov. 8	NYR	.L	2-6	11-2-1-1
16	Nov. 10	at MTL	.L	2-3	11-3-1-1
17	Nov. 14	at PIT	.T	3-3	11-3-2-1
18	Nov. 16	at COL	.L	0-1	11-4-2-1
19	Nov. 17	at PHX	.L	1-6	11-5-2-1
20	Nov. 19	at DAL	.W	3-2	12-5-2-1
21	Nov. 21	COL.	.W	5-4	13-5-2-1
22	Nov. 23	TOR.	.W	3-1	14-5-2-1
23	Nov. 24	ANA.	.W	5-3	15-5-2-1
24	Nov. 27	WSH	.T	5-5	15-5-3-1
25	Nov. 29	MTL.	.T	1-1	15-5-4-1
26	Dec. 1	BUF.	.L	2-4	15-6-4-1
27	Dec. 4	PHI	.L	2-3	15-7-4-1
28	Dec. 6	at PHI	.W	2-0	16-7-4-1
29	Dec. 7	at CHI	.L	3-4	16-8-4-1
30	Dec. 11	OTT.	.T	2-2	16-8-5-1
31	Dec. 12	at N.J.	.L/OT	2-3	16-8-5-2
32	Dec. 15	FLA.	.L	1-3	16-9-5-2
33	Dec. 18	EDM	.W	4-1	17-9-5-2
34	Dec. 21	at NYR	.W	2-1	18-9-5-2
35	Dec. 22	BOS	.L	2-4	18-10-5-2
36	Dec. 27	at OTT	.L	2-5	18-11-5-2
37	Dec. 29	MTL.	.W/OT	6-5	19-11-5-2
38	Jan. 1	at WSH	.L	2-3	19-12-5-2
39	Jan. 3	PIT	.W	4-2	20-12-5-2
40	Jan. 5	L.A.	.L	0-3	20-13-5-2
41	Jan. 6	at ATL	.W	3-2	21-13-5-2

GAME	DATE	OPPONENT	RESULTS	SCORE	RECORD
42	Jan. 8	CGY	.L	2-5	21-14-5-2
43	Jan. 10	at MTL	.L	0-4	21-15-5-2
44	Jan. 12	at BOS	.W	5-4	22-15-5-2
45	Jan. 15	at CGY	.W	3-1	23-15-5-2
46	Jan. 17	at S.J.	.L	2-3	23-16-5-2
47	Jan. 19	at L.A.	.W	3-2	24-16-5-2
48	Jan. 22	NYR	.L	4-5	24-17-5-2
49	Jan. 24	PIT	.L/OT	4-5	24-17-5-3
50	Jan. 26	T.B.	.W	6-2	25-17-5-3
51	Jan. 29	N.J.	.L	1-3	25-18-5-3
52	Jan. 30	at NYR	.W	6-3	26-18-5-3
53	Feb. 4	at FLA	.T	6-6	26-18-6-3
54	Feb. 5	STL	.W	4-3	27-18-6-3
55	Feb. 7	TOR.	.W	4-1	28-18-6-3
56	Feb. 10	at MIN	.L	3-4	28-19-6-3
57	Feb. 12	at PHI	.W/OT	1-0	29-19-6-3
58	Feb. 26	BOS	.T	3-3	29-19-7-3
59	Mar. 1	at ATL	.L	3-4	29-20-7-3
60	Mar. 2	ATL	.W	4-1	30-20-7-3
61	Mar. 4	PIT	.L	2-4	30-21-7-3
62	Mar. 7	BUF.	.L	0-5	30-22-7-3
63	Mar. 8	at CBJ	.L	2-4	30-23-7-3
64	Mar. 10	ATL	.W	6-1	31-23-7-3
65	Mar. 12	at BUF	.W	3-0	32-23-7-3
66	Mar. 13	at N.J.	.L	2-3	32-24-7-3
67	Mar. 16	at OTT	.L	3-4	32-25-7-3
68	Mar. 19	at TOR	.L/OT	2-3	32-25-7-4
69	Mar. 21	VAN.	.W	3-2	33-25-7-4
70	Mar. 23	MIN.	.W	2-1	34-25-7-4
71	Mar. 25	NYR	.W	4-2	35-25-7-4
72	Mar. 27	OTT	.L	1-4	35-26-7-4
73	Mar. 28	at TOR	.W	5-4	36-26-7-4
74	Mar. 30	at WSH	.L	4-4	36-27-7-4
75	Apr. 1	N.J.	.W	4-2	37-27-7-4
76	Apr. 3	at BUF	.T	1-1	37-27-8-4
77	Apr. 4	at BOS	.W/OT	2-1	38-27-8-4
78	Apr. 6	WSH	.W	5-4	39-27-8-4
79	Apr. 8	CAR	.L	1-2	39-28-8-4
80	Apr. 11	at NSH	.W	5-2	40-28-8-4
81	Apr. 12	at T.B.	.W	3-1	41-28-8-4
82	Apr. 14	PHI	.W	3-1	42-28-8-4

OPPONENTS

IN THE PAST

STANLEY CUP PLAYOFFS

MEDIA INFORMATION

2000-01 NY ISLANDERS • 21-51-7-3 (52 PTS) • HEAD COACH – BUTCH GORING/LORNE HENNING

PLAYER	GP	G-A	PTS	+/-	PIM
Mariusz Czerkawski	82	30-32	62	-24	48
Roman Hamrlik	76	16-30	46	-20	92
Dave Scatchard	81	21-24	45	-9	114
Tim Connolly	82	10-31	41	-14	42
Brad Isbister	51	18-14	32	-19	59
Claude Lapointe	80	9-23	32	-2	56
Mark Parrish	70	17-13	30	-27	28
Kenny Jonsson	65	8-21	29	-22	30
Bill Muckalt	60	11-15	26	-4	33
Oleg Kvasha	62	11-9	20	-15	46
Garry Galley	56	6-14	20	-4	59
Taylor Pyatt	78	4-14	18	-17	39
Jason Blake	30	4-8	12	-12	24
Zdeno Chara	82	2-7	9	-27	157
Aris Brimanis	56	0-8	8	-12	26
Juraj Kolnik	29	4-3	7	-8	12
Mark Lawrence	36	3-4	7	-9	32
Mats Lindgren	20	3-4	7	+4	10
Steve Martins	59	2-4	6	-16	33
with Tampa Bay	20	1-1	2	-9	13
with ISLANDERS	39	1-3	4	-7	20

PLAYER	GP	G-A	PTS	+/-	PIM
Kevin Haller	30	1-5	6	+5	56
Jeff Toms	39	2-4	6	-7	10
Mike Stapleton	34	1-4	5	-5	2
Branislav Mezei	42	1-4	5	-5	53
Eric Cairns	45	2-2	4	-18	106
Jason Krog	9	0-3	3	+4	0
Craig Berube	60	0-3	3	-5	72
Ray Schultz	13	0-2	2	-1	40
Rick DiPietro	20	0-2	2	Goalie	6
Steve Webb	31	0-2	2	+1	35
Anders Myrvold	12	0-1	1	-2	0
Mathieu Biron	14	0-1	1	+2	12
Evgeny Korolev	8	0-0	0	Even	6
Robert Petrovicky	11	0-0	0	-1	4
Jesse Belanger	12	0-0	0	-5	2
John Vanbiesbrouck	44	0-0	0	Goalie	8
Wade Flaherty	20	0-0	0	Goalie	2
Chris Terreri	18	0-0	0	Goalie	2
with New Jersey	10	0-0	0	Goalie	0
with ISLANDERS	8	0-0	0	Goalie	2

GOALTENDER	GP	MINS	GAA	W	L	OTL	EN	SO	GA	SA	SV%
Chris Terreri	8	443	2.44	2	4	1	2	0	18	205	.912
J. Vanbiesbrouck	44	2390	3.01	10	25	5	4	1	120	1177	.898
Wade Flaherty	20	1017	3.30	6	10	0	3	1	56	470	.881
Rick DiPietro	20	1083	3.49	3	15	1	2	0	63	515	.878

GAME	DATE	OPPONENT	RESULTS	SCORE	RECORD
1	Oct. 6	at T.B.	T	3-3	0-0-1-0
2	Oct. 11	at TOR	L	2-3	0-1-1-0
3	Oct. 14	CGY	L	0-2	0-2-1-0
4	Oct. 17	ANA	L	3-4	0-3-1-0
5	Oct. 20	at ATL	W	5-3	1-3-1-0
6	Oct. 21	at WSH	T	4-4	1-3-2-0
7	Oct. 27	MTL	W	2-1	2-3-2-0
8	Oct. 28	at MTL	W	2-1	3-3-2-0
9	Oct. 31	BOS	W	4-2	4-3-2-0
10	Nov. 1	at FLA	W	3-0	5-3-2-0
11	Nov. 3	at T.B.	L/OT	3-4	5-3-2-1
12	Nov. 5	L.A.	L	1-4	5-4-2-1
13	Nov. 7	NSH	W	2-1	6-4-2-1
14	Nov. 9	at BUF	L	0-3	6-5-2-1
15	Nov. 11	S.J.	L	0-4	6-6-2-1
16	Nov. 16	at L.A.	L	1-5	6-7-2-1
17	Nov. 18	at S.J.	L	3-5	6-8-2-1
18	Nov. 19	at ANA	L	1-2	6-9-2-1
19	Nov. 22	NYR	L/OT	3-4	6-9-2-2
20	Nov. 24	at WSH	L	0-1	6-10-2-2
21	Nov. 25	DET	L	3-4	6-11-2-2
22	Nov. 27	T.B.	W	7-4	7-11-2-2
23	Nov. 30	TOR	L	4-6	7-12-2-2
24	Dec. 1	at N.J.	T	0-0	7-12-3-2
25	Dec. 3	N.J.	T	1-1	7-12-4-2
26	Dec. 6	at FLA	W	4-1	8-12-4-2
27	Dec. 9	ATL	L	2-5	8-13-4-2
28	Dec. 10	at PHI	L	2-5	8-14-4-2
29	Dec. 12	WSH	L	2-3	8-15-4-2
30	Dec. 15	TOR	W	3-2	9-15-4-2
31	Dec. 16	at OTT	L	0-6	9-16-4-2
32	Dec. 19	CAR	W	2-1	10-16-4-2
33	Dec. 21	DAL	L	1-3	10-17-4-2
34	Dec. 23	CBJ	L	5-7	10-18-4-2
35	Dec. 27	BOS	L	2-5	10-19-4-2
36	Dec. 29	ATL	W	5-2	11-19-4-2
37	Dec. 30	BUF	L	0-2	11-20-4-2
38	Jan. 2	MTL	L	0-3	11-21-4-2
39	Jan. 4	at N.J.	L	2-4	11-22-4-2
40	Jan. 6	PHX	L	1-2	11-23-4-2
41	Jan. 7	at CAR	L	2-5	11-24-4-2

GAME	DATE	OPPONENT	RESULTS	SCORE	RECORD
42	Jan. 9	CHI	L	3-6	11-25-4-2
43	Jan. 12	at PIT	L	3-4	11-26-4-2
44	Jan. 13	PIT	W	6-5	12-26-4-2
45	Jan. 16	at COL	L	0-3	12-27-4-2
46	Jan. 19	at MIN	L	2-3	12-28-4-2
47	Jan. 21	at ATL	T	4-4	12-28-5-2
48	Jan. 23	OTT	L	2-3	12-29-5-2
49	Jan. 26	at NYR	W	3-2	13-29-5-2
50	Jan. 27	BUF	L	1-2	13-30-5-2
51	Jan. 31	N.J.	W	3-2	14-30-5-2
52	Feb. 1	at PHI	L	0-2	14-31-5-2
53	Feb. 7	at BUF	L/OT	1-2	14-31-5-3
54	Feb. 9	PHI	L	2-5	14-32-5-3
55	Feb. 10	at MTL	L	3-5	14-33-5-3
56	Feb. 12	at OTT	L	1-3	14-34-5-3
57	Feb. 14	PHI	L	1-3	14-35-5-3
58	Feb. 16	at EDM	W	4-2	15-35-5-3
59	Feb. 18	at VAN	L	2-3	15-36-5-3
60	Feb. 22	PHI	W/OT	4-3	16-36-5-3
61	Feb. 24	FLA	W	5-4	17-36-5-3
62	Feb. 25	at PIT	L	1-6	17-37-5-3
63	Feb. 27	N.J.	L	1-4	17-38-5-3
64	Mar. 1	CAR	L	1-3	17-39-5-3
65	Mar. 3	T.B.	L	0-6	17-40-5-3
66	Mar. 5	at NYR	W	5-2	18-40-5-3
67	Mar. 6	WSH	L	1-5	18-41-5-3
68	Mar. 9	MIN	L	1-4	18-42-5-3
69	Mar. 11	FLA	L	1-4	18-43-5-3
70	Mar. 14	at PIT	W	3-1	19-43-5-3
71	Mar. 17	at CBJ	T	3-3	19-43-6-3
72	Mar. 18	at CAR	L	1-2	19-44-6-3
73	Mar. 20	at STL	W	4-3	20-44-6-3
74	Mar. 23	at DAL	L	1-2	20-45-6-3
75	Mar. 25	at PHX	T	2-2	20-45-7-3
76	Mar. 28	at NYR	L	2-4	20-46-7-3
77	Mar. 29	NYR	L	4-6	20-47-7-3
78	Mar. 31	at BOS	L	2-4	20-48-7-3
79	Apr. 2	PIT	W	4-1	21-48-7-3
80	Apr. 4	at TOR	L	2-4	21-49-7-3
81	Apr. 6	OTT	L	3-4	21-50-7-3
82	Apr. 7	at BOS	L	2-4	21-51-7-3

1999-00 NY ISLANDERS • 24-48-9-1 (58 PTS) • HEAD COACH – BUTCH GORING

PLAYER	GP	G-A	PTS	+/-	PIM
Mariusz Czerkawski	79	35-35	70	-16	34
Brad Isbister	64	22-20	42	-18	100
Tim Connolly	81	14-20	34	-25	44
Claude Lapointe	76	15-16	31	-22	60
Jorgen Jonsson	68	11-17	28	-6	16
Dave Scatchard	44	12-14	26	Even	93
Josh Green	49	12-14	26	-7	41
Kenny Jonsson	65	1-24	25	-15	32
Olli Jokinen	82	11-10	21	Even	80
Jamie Heward	54	6-11	17	-9	26
Jamie Rivers	75	1-16	17	-4	84
Mats Lindgren	43	9-7	16	Even	24
Gino Odjick	46	5-10	15	-7	90
Mike Watt	45	5-6	11	-8	17
Dmitri Nabokov	26	4-7	11	-8	16
Zdeno Chara	65	2-9	11	-27	57
Niklas Andersson	17	3-7	10	-1	4
Eric Cairns	67	2-7	9	-5	196
Raymond Giroux	14	0-9	9	Even	10
Mathieu Biron	60	4-4	8	-13	38
Mikael Andersson	19	0-3	3	-1	4
Johan Davidsson	19	3-4	7	Even	2
Bill Muckalt	12	4-3	7	+5	4
Jason Krog	17	2-4	6	-1	6
Mark Lawrence	29	1-5	6	-13	26

GOALTENDER	GP	MINS	GAA	W	L	OTL	EN	SO	GA	SA	SV%
Stephen Valiquette	6	193	1.87	2	0	0	0	0	6	117	.949
Wade Flaherty	4	182	2.31	0	1	1	1	0	7	81	.914
Felix Potvin	22	1273	3.21	5	14	3	3	1	68	632	.892
Roberto Luongo	24	1292	3.25	7	14	1	2	1	70	730	.904
Kevin Weekes	36	2026	3.41	10	20	4	3	1	115	1173	.902

GAME	DATE	OPPONENT	RESULTS	SCORE	RECORD
1	Oct. 2	at T.B.	L	2-4	0-1-0-0
2	Oct. 10	COL	W	4-2	1-1-0-0
3	Oct. 11	NYR	L	2-4	1-2-0-0
4	Oct. 14	ATL	L	0-2	1-3-0-0
5	Oct. 16	at N.J.	L	1-4	1-4-0-0
6	Oct. 18	at MTL	W	4-2	2-4-0-0
7	Oct. 23	VAN	T	2-2	2-4-1-0
8	Oct. 27	at FLA	L	3-6	2-5-1-0
9	Oct. 30	CAR	L	0-4	2-6-1-0
10	Nov. 3	at NYR	T	3-3	2-6-2-0
11	Nov. 4	MTL	W/OT	2-1	3-6-2-0
12	Nov. 6	at BUF	L	1-2	3-7-2-0
13	Nov. 10	at CAR	W	2-0	4-7-2-0
14	Nov. 12	at CHI	L	0-5	4-8-2-0
15	Nov. 13	STL	L	3-5	4-9-2-0
16	Nov. 19	at COL	W	3-2	5-9-2-0
17	Nov. 21	at EDM	T	4-4	5-9-3-0
18	Nov. 23	at CGY	L	2-3	5-10-3-0
19	Nov. 27	WSH	L	3-4	5-11-3-0
20	Nov. 28	at BOS	W	2-1	6-11-3-0
21	Nov. 30	DAL	L	1-2	6-12-3-0
22	Dec. 2	CGY	L	0-5	6-13-3-0
23	Dec. 4	ATL	L	3-4	6-14-3-0
24	Dec. 7	at WSH	L	2-4	6-15-3-0
25	Dec. 9	MTL	L	2-4	6-16-3-0
26	Dec. 11	at OTT	T	1-1	6-16-4-0
27	Dec. 14	EDM	L	2-4	6-17-4-0
28	Dec. 15	at TOR	L	1-5	6-18-4-0
29	Dec. 18	BUF	T	2-2	6-18-5-0
30	Dec. 19	N.J.	W	5-3	7-18-5-0
31	Dec. 21	PIT	L	0-4	7-19-5-0
32	Dec. 23	NYR	W	4-2	8-19-5-0
33	Dec. 27	BOS	W	3-0	9-19-5-0
34	Dec. 29	TOR	L	1-2	9-20-5-0
35	Dec. 30	at PIT	L	3-9	9-21-5-0
36	Jan. 2	PHI	L	1-4	9-22-5-0
37	Jan. 4	BOS	L	3-7	9-23-5-0
38	Jan. 6	at PHI	L	2-3	9-24-5-0
39	Jan. 8	at BOS	W	5-2	10-24-5-0
40	Jan. 10	PHX	T	2-2	10-24-6-0
41	Jan. 12	at FLA	L	3-4	10-25-6-0

PLAYER	GP	G-A	PTS	+/-	PIM
Ted Drury	55	2-1	3	-8	31
Chris Ferraro	11	1-3	4	+1	8
Steve Webb	65	1-3	4	-4	103
Vladimir Orszagh	11	2-1	3	+1	4
Aris Brimanis	18	2-1	3	-5	6
Evgeny Korolev	17	1-2	3	-10	8
Ian Herbers	43	0-3	3	-6	47
with Tampa Bay	37	0-0	0	-12	45
with ISLANDERS	6	0-3	3	+6	2
Sean Haggerty	5	1-1	2	+3	4
Rich Pilon	9	0-2	2	-2	34
Tony Hrkac	7	0-2	2	-1	0
Vlad Chebaturkin	17	1-1	2	-3	8
Eric Brewer	26	0-2	2	-11	20
Scott Pearson	2	0-1	1	+1	0
Dallas Eakins	2	0-1	1	+3	2
Ray Schultz	9	0-1	1	+1	30
Kevin Weekes	36	0-1	1	Goalie	0
Daniel Lacroix	1	0-0	0	+1	0
Petr Mika	3	0-0	0	-1	0
Wade Flaherty	4	0-0	0	Goalie	0
Felix Potvin	22	0-0	0	Goalie	2
Stephen Valiquette	6	0-0	0	Goalie	0
Roberto Luongo	24	0-0	0	Goalie	0

GAME	DATE	OPPONENT	RESULTS	SCORE	RECORD
42	Jan. 13	at T.B.	L	2-4	10-26-6-0
43	Jan. 15	NYR	L	2-5	10-27-6-0
44	Jan. 17	OTT	L/OT	3-4	10-27-6-1
45	Jan. 19	at MTL	L	0-3	10-28-6-1
46	Jan. 21	at N.J.	L	0-4	10-29-6-1
47	Jan. 22	T.B.	W	2-0	11-29-6-1
48	Jan. 26	at ANA	W	4-2	12-29-6-1
49	Jan. 29	at S.J.	W/OT	3-2	13-29-6-1
50	Jan. 31	at L.A.	L	2-5	13-30-6-1
51	Feb. 2	NSH	L	4-6	13-31-6-1
52	Feb. 3	at PIT	L	2-4	13-32-6-1
53	Feb. 8	CAR	L	3-4	13-33-6-1
54	Feb. 10	T.B.	W/OT	5-4	14-33-6-1
55	Feb. 12	PIT	W	5-1	15-33-6-1
56	Feb. 13	at NYR	W	4-2	16-33-6-1
57	Feb. 15	S.J.	L	1-4	16-34-6-1
58	Feb. 17	at PHI	T	2-2	16-34-7-1
59	Feb. 19	at N.J.	W	4-2	17-34-7-1
60	Feb. 21	DET	L	0-2	17-35-7-1
61	Feb. 25	at DET	L	2-5	17-36-7-1
62	Feb. 26	PHI	L	1-5	17-37-7-1
63	Feb. 28	WSH	L	2-3	17-38-7-1
64	Mar. 2	OTT	T	5-5	17-38-8-1
65	Mar. 4	BUF	W	4-2	18-38-8-1
66	Mar. 5	at PHI	W/OT	4-3	19-38-8-1
67	Mar. 9	at PHX	L	0-5	19-39-8-1
68	Mar. 10	at DAL	W/OT	4-3	20-39-8-1
69	Mar. 12	at BUF	L	2-4	20-40-8-1
70	Mar. 15	at WSH	L	3-4	20-41-8-1
71	Mar. 16	at ATL	W	4-2	21-41-8-1
72	Mar. 18	FLA	L	2-4	21-42-8-1
73	Mar. 21	PIT	L	2-8	21-43-8-1
74	Mar. 22	at TOR	W	5-2	22-43-8-1
75	Mar. 24	N.J.	L	2-8	22-44-8-1
76	Mar. 26	at CAR	L	1-4	22-45-8-1
77	Mar. 28	at NSH	L	2-3	22-46-8-1
78	Apr. 1	CHI	T	2-2	22-46-9-1
79	Apr. 2	at ATL	L	4-5	22-47-9-1
80	Apr. 6	at OTT	W	2-1	23-47-9-1
81	Apr. 7	TOR	L	1-2	23-48-9-1
82	Apr. 9	FLA	W	3-2	24-48-9-1

OPPONENTS

IN THE PAST

STANLEY CUP PLAYOFFS

MEDIA INFORMATION

1998-99 NY ISLANDERS • 24-48-10 (58 PTS) • HEAD COACH – MIKE MILBURY/BILL STEWART

PLAYER	GP	G-A	PTS	+/-	PIM
Robert Reichel	70	19-37	56	-15	50
Zigmund Palffy	50	22-28	50	-6	34
Trevor Linden	82	18-29	47	-14	32
Bryan Smolinski	82	16-24	40	-7	49
Mariusz Czerkawski	78	21-17	38	-10	14
Claude Lapointe	82	14-23	37	-19	62
Mark Lawrence	60	14-16	30	-8	38
Craig Janney	56	5-22	27	-15	14
with Tampa Bay	38	4-18	22	-13	10
with ISLANDERS	18	1-4	5	-2	4
Kenny Jonsson	63	8-18	26	-18	34
Mats Lindgren	60	10-15	25	+2	24
with Edmonton	48	5-12	17	+4	22
with ISLANDERS	12	5-3	8	+2	2
Mike Watt	75	8-17	25	-2	12
Barry Richter	72	6-18	24	-4	34
Ted Donato	55	7-11	18	-10	27
Sergei Nemchinov	67	8-8	16	-17	22
Bryan Berard	31	4-11	15	-6	26
Eric Brewer	63	5-6	11	-14	32
Scott Lachance	59	1-8	9	-19	30
Zdeno Chara	59	2-6	8	-8	83
David Harlock	70	2-6	8	-16	68

PLAYER	GP	G-A	PTS	+/-	PIM
Gino Odjick	23	4-3	7	-2	133
Kevin Miller	33	1-5	6	-5	13
Jason Dawe	22	2-3	5	Even	8
Richard Pilon	52	0-4	4	-8	88
Joe Sacco	73	3-0	3	-24	45
Ted Crowley	13	1-2	3	Even	2
Eric Cairns	9	0-3	3	+1	23
Ken Belanger	9	1-1	2	+1	30
Dmitri Nabokov	4	0-2	2	+4	2
Tom Chorske	2	0-1	1	+1	2
Vladimir Orszagh	12	1-0	1	+2	6
Dean Malkoc	2	0-1	1	+3	7
Mike Kennedy	1	0-0	0	Even	2
Ray Schultz	4	0-0	0	-2	7
Tommy Salo	51	0-0	0	Goalie	12
Marcel Cousineau	6	0-0	0	Goalie	0
Vlad Cheburkin	8	0-0	0	+6	12
Mike Hough	11	0-0	0	-2	2
Warren Luhning	11	0-0	0	-4	8
Felix Potvin	16	0-0	0	Goalie	0
Wade Flaherty	20	0-0	0	Goalie	4
Steve Webb	45	0-0	0	-10	32

GOALTENDER	GP	MINS	GAA	W	L	T	EN	SO	GA	SA	SV%
Tommy Salo	51	3018	2.62	17	26	7	5	5	132	1368	.904
Marcel Cousineau	6	293	2.87	0	4	0	0	0	14	119	.882
Wade Flaherty	20	1048	3.03	5	11	2	3	0	53	491	.892
Felix Potvin	16	905	3.71	5	9	1	0	0	56	345	.893

GAME	DATE	OPPONENT	RESULTS	SCORE	RECORD
1	Oct. 10	PIT	L	3-4	0-1-0
2	Oct. 12	at BOS	L	0-3	0-2-0
3	Oct. 14	at T.B.	W	2-0	1-2-0
4	Oct. 17	at STL	W	1-0	2-2-0
5	Oct. 21	EDM	L	2-4	2-3-0
6	Oct. 22	at NYR	L	2-3	2-4-0
7	Oct. 24	BUF	W	5-4	3-4-0
8	Oct. 27	L.A.	W	1-0	4-4-0
9	Oct. 29	N.J.	L	1-2	4-5-0
10	Oct. 31	PHI	W	3-2	5-5-0
11	Nov. 2	FLA	W	6-2	6-5-0
12	Nov. 5	CAR	L	3-6	6-6-0
13	Nov. 7	at MTL	L	2-4	6-7-0
14	Nov. 9	at TOR	W	3-1	7-7-0
15	Nov. 10	at PIT	L	2-3	7-8-0
16	Nov. 12	MTL	W	4-0	8-8-0
17	Nov. 14	WSH	L	3-5	8-9-0
18	Nov. 17	at COL	L	2-5	8-10-0
19	Nov. 20	at DAL	L	2-4	8-11-0
20	Nov. 21	at NSH	W	6-3	9-11-0
21	Nov. 25	PHI	W	4-2	10-11-0
22	Nov. 26	at OTT	L	1-4	10-12-0
23	Nov. 28	CAR	L	1-3	10-13-0
24	Dec. 2	NYR	L	2-3	10-14-0
25	Dec. 4	at WSH	L	1-5	10-15-0
26	Dec. 5	N.J.	L	5-7	10-16-0
27	Dec. 8	COL	L	1-2	10-17-0
28	Dec. 12	T.B.	L/OT	1-2	10-18-0
29	Dec. 15	at S.J.	W	1-0	11-18-0
30	Dec. 17	at L.A.	W/OT	5-4	12-18-0
31	Dec. 18	at ANA	T	2-2	12-18-1
32	Dec. 20	at PHX	L	2-4	12-19-1
33	Dec. 22	STL	T	3-3	12-19-2
34	Dec. 26	BOS	W	4-2	13-19-2
35	Dec. 28	at FLA	L	1-5	13-20-2
36	Dec. 29	at T.B.	L	0-3	13-21-2
37	Dec. 31	at CHI	L	0-1	13-22-2
38	Jan. 2	S.J.	L/OT	3-4	13-23-2
39	Jan. 5	CHI	T	1-1	13-23-3
40	Jan. 7	at PHI	L	0-5	13-24-3
41	Jan. 9	at MTL	L	2-3	13-25-3

GAME	DATE	OPPONENT	RESULTS	SCORE	RECORD
42	Jan. 11	at WSH	L	3-4	13-26-3
43	Jan. 13	at NYR	L/OT	3-4	13-27-3
44	Jan. 16	at FLA	L	0-1	13-28-3
45	Jan. 20	FLA	L	2-5	13-29-3
46	Jan. 21	at PIT	W	5-2	14-29-3
47	Jan. 26	BOS	W	4-1	15-29-3
48	Jan. 29	PHX	T	4-4	15-29-4
49	Jan. 30	at OTT	L	2-9	15-30-4
50	Feb. 3	at DET	L	1-5	15-31-4
51	Feb. 4	at BOS	W	5-4	16-31-4
52	Feb. 7	VAN	T	3-3	16-31-5
53	Feb. 9	WSH	L	1-2	16-32-5
54	Feb. 12	NSH	L	1-2	16-33-5
55	Feb. 13	at BUF	T	2-2	16-33-6
56	Feb. 15	T.B.	T	3-3	16-33-7
57	Feb. 17	PIT	W	3-1	17-33-7
58	Feb. 20	at N.J.	W	3-2	18-33-7
59	Feb. 21	at CAR	L	1-4	18-34-7
60	Feb. 25	TOR	L	1-4	18-35-7
61	Feb. 27	DET	W	3-1	19-35-7
62	Mar. 2	OTT	L	2-4	19-36-7
63	Mar. 4	DAL	L/OT	2-3	19-37-7
64	Mar. 6	at PHI	T	3-3	19-37-8
65	Mar. 7	N.J.	L	2-4	19-38-8
66	Mar. 9	PHI	T	2-2	19-38-9
67	Mar. 11	TOR	L	1-2	19-39-9
68	Mar. 14	NYR	L/OT	2-3	19-40-9
69	Mar. 15	at BUF	L	1-2	19-41-9
70	Mar. 19	at VAN	W	3-1	20-41-9
71	Mar. 21	at CGY	L	1-2	20-42-9
72	Mar. 24	at CAR	L	1-2	20-43-9
73	Mar. 27	OTT	L	3-7	20-44-9
74	Mar. 29	at NYR	L	1-3	20-45-9
75	Mar. 31	at FLA	W	5-3	21-45-9
76	Apr. 3	ANA	T	2-2	21-45-10
77	Apr. 6	BUF	L	3-4	21-46-10
78	Apr. 8	MTL	W	3-1	22-46-10
79	Apr. 10	CAR	L	1-6	22-47-10
80	Apr. 12	at N.J.	W	4-2	23-47-10
81	Apr. 14	at TOR	L/OT	2-3	23-48-10
82	Apr. 17	at PIT	W	7-2	24-48-10

1997-98 NY ISLANDERS • 30-41-11 (71 PTS) • HEAD COACH – RICK BOWNESS/MIKE MILBURY

PLAYER	GP	G-A	PTS	+/-	PIM
Zigmund Palffy	82	45-42	87	-2	34
Robert Reichel	82	25-40	65	-11	32
Bryan Berard	75	14-32	46	-32	59
Bryan Smolinski	81	13-30	43	-16	34
Kenny Jonsson	81	14-26	40	-2	58
Jason Dawe	81	20-19	39	+8	42
with Buffalo	68	19-17	36	+10	36
with ISLANDERS	13	1	2	3	6
Trevor Linden	67	17-21	38	-14	82
with Vancouver	42	7-14	21	-13	49
with ISLANDERS	25	10-7	17	-1	33
Tom Chorske	82	12-23	35	+7	39
Sergei Nemchinov	74	10-19	29	+3	24
Travis Green	54	14-12	26	-19	66
Mariusz Czerkawski	68	12-13	25	+11	23
Joe Sacco	80	11-14	25	Even	34
with Anaheim	55	8-11	19	-1	24
with ISLANDERS	25	3-3	6	+1	10
J.J. Daigneault	71	2-21	23	-9	49
with Anaheim	53	2-15	17	-10	28
with ISLANDERS	18	0	6	6	21
Claude Lapointe	78	10-10	20	-9	47
Todd Bertuzzi	52	7-11	18	-19	58
Scott Lachance	63	2-11	13	-11	45
Bryan McCabe	56	3-9	12	+9	145

GOALTENDER	GP	MINS	GAA	W	L	T	EN	SO	GA	SA	SV%
Wade Flaherty	16	694	1.99	4	4	3	0	3	23	309	.936
Tommy Salo	62	3461	2.64	23	29	5	9	4	152	1617	.906
Eric Fichaud	17	807	2.97	3	8	3	1	1	40	422	.905

*Wade Flaherty and Tommy Salo shared a shutout vs NYR on Apr 4, 1998

GAME	DATE	OPPONENT	RESULTS	SCORE	RECORD
1	Oct. 3	at NYR	T	2-2	0-0-1
2	Oct. 4	TOR	W	3-0	1-0-1
3	Oct. 8	WSH	L	3-6	1-1-1
4	Oct. 11	at WSH	L	1-3	1-2-1
5	Oct. 13	at FLA	T	2-2	1-2-2
6	Oct. 16	at S.J.	W	5-2	2-2-2
7	Oct. 19	at ANA	W	5-2	3-2-2
8	Oct. 21	at L.A.	L	2-3	3-3-2
9	Oct. 25	ANA	L	2-4	3-4-2
10	Oct. 27	S.J.	L	1-2	3-5-2
11	Oct. 29	at MTL	W	5-2	4-5-2
12	Oct. 30	NYR	W	5-3	5-5-2
13	Nov. 1	L.A.	W	4-2	6-5-2
14	Nov. 5	EDM	T	4-4	6-5-3
15	Nov. 7	at CAR	W	3-2	7-5-3
16	Nov. 8	CHI	L	2-4	7-6-3
17	Nov. 10	N.J.	L	1-3	7-7-3
18	Nov. 12	at FLA	T	2-2	7-7-4
19	Nov. 14	at T.B.	W	4-1	8-7-4
20	Nov. 15	FLA	L	0-1	8-8-4
21	Nov. 19	at DET	W	3-2	9-8-4
22	Nov. 20	at N.J.	L	1-5	9-9-4
23	Nov. 22	at BUF	L	1-6	9-10-4
24	Nov. 26	NYR	W	4-1	10-10-4
25	Nov. 28	at PHI	L	1-4	10-11-4
26	Nov. 29	STL	W	4-2	11-11-4
27	Dec. 2	OTT	L	2-4	11-12-4
28	Dec. 3	at CAR	L	3-5	11-13-4
29	Dec. 6	PHX	W	4-0	12-13-4
30	Dec. 9	CGY	L	1-3	12-14-4
31	Dec. 11	at PHI	L	3-4	12-15-4
32	Dec. 13	FLA	W	4-1	13-15-4
33	Dec. 16	at WSH	T	2-2	13-15-5
34	Dec. 17	BUF	W	4-0	14-15-5
35	Dec. 20	at BOS	W	4-3	15-15-5
36	Dec. 22	OTT	L	1-4	15-16-5
37	Dec. 26	at N.J.	L	3-4	15-17-5
38	Dec. 27	FLA	L	2-6	15-18-5
39	Dec. 29	at PIT	L	1-5	15-19-5
40	Dec. 31	at COL	L	1-3	15-20-5
41	Jan. 2	at DAL	L	1-2	15-21-5

PLAYER	GP	G-A	PTS	+/-	PIM
Mike Hough	74	5-7	12	-4	27
Mark Janssens	12	0-0	0	-3	34
Richard Pilon	76	0-7	7	+1	291
Gino Odjick	48	3-2	5	-2	212
with Vancouver	35	3-2	5	-3	181
with ISLANDERS	13	0-0	0	+1	31
Ken Belanger	37	3-1	4	+1	101
Kip Miller	9	1-3	4	-2	2
Dennis Vaske	19	0-3	3	+2	12
Doug Houda	31	1-2	3	-6	47
Dane Jackson	8	1-1	2	+1	4
Vlad Chebaturkin	2	0-2	2	-1	0
John Namestnikov	6	0-1	1	-1	4
Dan Plante	7	0-1	1	-1	6
Vladimir Orszagh	11	0-1	1	-3	2
Ray Schultz	13	0-1	1	+3	45
Wade Flaherty	16	0-1	1	Goalie	0
Zdeno Chara	25	0-1	1	+1	50
Tommy Salo	62	0-1	1	Goalie	31
Jeff Libby	1	0-0	0	Even	0
Mark Lawrence	2	0-0	0	Even	2
Sean Haggerty	5	0-0	0	-3	0
Warren Luhnig	8	0-0	0	-4	0
Eric Fichaud	17	0-0	0	Goalie	0
Steve Webb	20	0-0	0	-2	35

GAME	DATE	OPPONENT	RESULTS	SCORE	RECORD
42	Jan. 3	at PHX	L	1-2	15-22-5
43	Jan. 6	PIT	L	2-4	15-23-5
44	Jan. 8	MTL	L	2-8	15-24-5
45	Jan. 10	CAR	L/OT	1-2	15-25-5
46	Jan. 12	DET	T	1-1	15-25-6
47	Jan. 14	at T.B.	W	7-1	16-25-6
48	Jan. 20	at CHI	L	2-5	16-26-6
49	Jan. 22	at STL	T	3-3	16-26-7
50	Jan. 24	at OTT	L	2-3	16-27-7
51	Jan. 26	at PHI	L	1-3	16-28-7
52	Jan. 28	PHI	W	6-1	17-28-7
53	Jan. 30	CAR	W	2-0	18-28-7
54	Feb. 1	BOS	T	2-2	18-28-8
55	Feb. 2	at PIT	W	4-2	19-28-8
56	Feb. 4	MTL	W	4-2	20-28-8
57	Feb. 7	N.J.	L	2-3	20-29-8
58	Feb. 25	DAL	L	1-4	20-30-8
59	Mar. 1	BOS	L	4-5	20-31-8
60	Mar. 3	PHI	W	3-1	21-31-8
61	Mar. 6	at BUF	W	4-2	22-31-8
62	Mar. 7	COL	L	2-4	22-32-8
63	Mar. 10	BUF	T	2-2	22-32-9
64	Mar. 12	WSH	L	1-2	22-33-9
65	Mar. 14	VAN	L	2-6	22-34-9
66	Mar. 18	at OTT	T	4-4	22-34-10
67	Mar. 20	at CGY	L	1-4	22-35-10
68	Mar. 22	at EDM	W	3-1	23-35-10
69	Mar. 24	at VAN	L	3-4	23-36-10
70	Mar. 26	PIT	W	4-3	24-36-10
71	Mar. 28	at TOR	L/OT	3-4	24-37-10
72	Mar. 31	at WSH	L	2-5	24-38-10
73	Apr. 1	T.B.	W	4-0	25-38-10
74	Apr. 4	NYR	W	3-0	26-38-10
75	Apr. 6	at T.B.	W	3-0	27-38-10
76	Apr. 8	N.J.	W	3-2	28-38-10
77	Apr. 9	at BOS	L	1-4	28-39-10
78	Apr. 11	at MTL	T	3-3	28-39-11
79	Apr. 13	WSH	L	0-2	28-40-11
80	Apr. 15	at NYR	L	2-4	28-41-11
81	Apr. 16	T.B.	W	4-0	29-41-11
82	Apr. 18	at N.J.	W	2-1	30-41-11

OPPONENTS

IN THE PAST

STANLEY CUP PLAYOFFS

MEDIA INFORMATION

1996-97 NY ISLANDERS • 29-41-12 (70 PTS) • HEAD COACH – RICK BOWNESS/MIKE MILBURY

PLAYER	GP	G-A	PTS	+/-	PIM
Zigmund Palffy	80	48-42	90	+21	43
Travis Green	79	23-41	64	-5	38
Bryan Smolinski	64	28-28	56	+9	25
Derek King	70	23-30	53	-6	20
Bryan Berard	82	8-40	48	+1	86
Niklas Andersson	74	12-31	43	+4	57
Marty McInnis	70	20-22	42	-7	20
Bryan McCabe	82	8-20	28	-2	165
Todd Bertuzzi	64	10-13	23	-3	68
Kenny Jonsson	81	3-18	21	+10	24
Robert Reichel	12	5-14	19	+7	4
Claude Lapointe	73	13-5	18	-12	49
Scott Lachance	81	3-11	14	-7	47
Derek Armstrong	50	6-7	13	-8	33
Dan Plante	67	4-9	13	-6	75
Randy Wood	65	6-5	11	-7	61
Brent Hughes	51	7-3	10	-4	57
Doug Houda	70	2-8	10	+1	99
Paul Kruse	48	4-2	6	-5	111
Steve Webb	41	1-4	5	-10	144

PLAYER	GP	G-A	PTS	+/-	PIM
Darius Kasparaitis	18	0-5	5	-7	16
Rich Pilon	52	1-4	5	+4	179
Andreas Johansson	15	2-2	4	-6	0
Dennis Vaske	17	0-4	4	+3	12
Dave McLlwain	4	1-1	2	-2	0
Ken Belanger	18	0-2	2	-1	102
Jason Holland	4	1-0	1	+1	0
Mick Vukota	17	1-0	1	-2	71
Tommy Salo	58	0-1	1	Goalie	4
Tommy Soderstrom	1	0-0	0	Goalie	0
Chris Taylor	1	0-0	0	Even	0
Nick Vachon	1	0-0	0	-1	0
Jarrett Deuling	1	0-0	0	Even	0
Mike Donnelly	3	0-0	0	Even	2
Jim Dowd	3	0-0	0	-1	0
Andrei Vasiliev	3	0-0	0	-3	2
David Archibald	7	0-0	0	-4	4
Corey Foster	7	0-0	0	-2	2
Eric Fichaud	34	0-0	0	Goalie	2

GOALTENDER	GP	MIN	GAA	W	L	T	EN	SO	GA	SA	SV%
Tommy Soderstrom	1	1	0.00	0	0	0	0	0	0	0	.000
Tommy Salo	58	3208	2.82	20	27	8	7	5	151	1425	.904
Eric Fichaud	34	1759	3.10	9	14	4	0	0	91	806	.899

GAME	DATE	OPPONENT	RESULTS	SCORE	RECORD
1	Oct. 4	at L.A.	L	0-1	0-0-1
2	Oct. 5	at S.J.	T	2-2	0-1-1
3	Oct. 9	at OTT	T	3-3	0-1-2
4	Oct. 12	PHI	W	5-1	1-1-2
5	Oct. 17	HFD.	L	1-3	1-2-2
6	Oct. 19	at DET	L	2-4	1-3-2
7	Oct. 22	T.B.	L	3-6	1-4-2
8	Oct. 26	S.J.	T	2-2	1-4-3
9	Oct. 30	at HFD	T	2-2	1-4-4
10	Oct. 31	TOR.	L	3-5	1-5-4
11	Nov. 2	WSH	W	6-1	2-5-4
12	Nov. 4	at PHI	W	4-3	3-5-4
13	Nov. 6	NYR	T	1-1	3-5-5
14	Nov. 9	at N.J.	L	0-4	3-6-5
15	Nov. 11	COL.	L	2-6	3-7-6
16	Nov. 13	VAN.	W/OT	5-4	4-7-5
17	Nov. 15	at FLA	T	3-3	4-7-6
18	Nov. 16	OTT.	L	1-4	4-8-6
19	Nov. 20	at ANA	T	2-2	4-8-7
20	Nov. 22	at COL	L	2-3	4-9-7
21	Nov. 23	at PHX	T	3-3	4-9-8
22	Nov. 27	PHI	W	4-1	5-9-8
23	Nov. 29	at WSH	W	2-0	6-9-8
24	Nov. 30	BUF.	L	2-3	6-10-8
25	Dec. 3	CGY	W	3-1	7-10-8
26	Dec. 5	at FLA	L	2-4	7-11-8
27	Dec. 7	WSH	W	2-0	8-11-8
28	Dec. 10	PHX.	W	8-2	9-11-8
29	Dec. 11	at NYR	W	5-3	10-11-8
30	Dec. 14	at T.B.	L	1-4	10-12-8
31	Dec. 17	L.A.	W	4-3	11-12-8
32	Dec. 19	at PHI	L	0-5	11-13-8
33	Dec. 21	DAL.	L	2-3	11-14-8
34	Dec. 23	FLA.	L/OT	3-4	11-15-8
35	Dec. 26	N.J.	W	4-1	12-15-8
36	Dec. 28	DET.	L	1-7	12-16-8
37	Dec. 30	at TOR	L	0-2	12-17-8
38	Jan. 2	at NYR	L	3-4	12-18-8
39	Jan. 4	at MTL	L	1-3	12-19-8
40	Jan. 7	PIT	L	3-5	12-20-8
41	Jan. 10	at PIT	L	2-5	12-21-8

GAME	DATE	OPPONENT	RESULTS	SCORE	RECORD
42	Jan. 11	at T.B.	T	4-4	12-21-9
43	Jan. 13	at NYR	W	4-2	13-21-9
44	Jan. 15	BUF.	L	1-2	13-22-9
45	Jan. 20	STL	L	4-6	13-23-9
46	Jan. 22	EDM	W	8-1	14-23-9
47	Jan. 24	at HFD	W	5-2	15-23-9
48	Jan. 25	CHI	W	3-2	16-23-9
49	Jan. 28	at CGY	L	3-4	16-24-9
50	Jan. 30	at VAN	L/OT	1-2	16-25-9
51	Jan. 31	at EDM	L	0-1	16-26-9
52	Feb. 4	ANA.	W	4-3	17-26-9
53	Feb. 5	at N.J.	L	1-4	17-27-9
54	Feb. 8	NYR	L	2-5	17-28-9
55	Feb. 11	OTT.	T	5-5	17-28-10
56	Feb. 12	at PIT	W	5-1	18-28-10
57	Feb. 15	FLA.	W/OT	1-0	19-28-10
58	Feb. 17	MTL	L	1-4	19-29-10
59	Feb. 21	at BUF	L	2-5	19-30-10
60	Feb. 23	PIT	W	4-1	20-30-10
61	Feb. 26	N.J.	L	3-5	20-31-10
62	Feb. 28	at OTT	L	1-4	20-32-10
63	Mar. 2	at WSH	W	2-0	21-32-10
64	Mar. 4	T.B.	L	3-6	21-33-10
65	Mar. 6	BOS	W	5-2	22-33-10
66	Mar. 8	N.J.	W	5-1	23-33-10
67	Mar. 11	at FLA	L	2-3	23-34-10
68	Mar. 13	at T.B.	W	3-0	24-34-10
69	Mar. 15	at BOS	L	2-5	24-35-10
70	Mar. 16	at CHI	L	4-5	24-36-10
71	Mar. 19	FLA.	W	7-4	25-36-10
72	Mar. 22	PHI	T	3-3	25-36-11
73	Mar. 26	at BUF	W/OT	3-2	26-36-11
74	Mar. 27	at BOS	W	6-3	27-36-11
75	Mar. 29	BOS	W	8-2	28-36-11
76	Apr. 2	at DAL	L	4-5	28-37-11
77	Apr. 3	at STL	T	5-5	28-37-12
78	Apr. 5	T.B.	L	2-3	28-38-12
79	Apr. 7	at MTL	L	1-2	28-39-12
80	Apr. 9	MTL	L	1-3	28-40-12
81	Apr. 11	HFD.	W	6-4	29-40-12
82	Apr. 12	at WSH	L	2-6	29-41-12

1995-96 NY ISLANDERS • 22-50-10 (54 PTS) • HEAD COACH – MIKE MILBURY

PLAYER	GP	G-A	PTS	+/-	PIM
Zigmund Palffy	81	43-44	87	-17	56
Travis Green	69	25-45	70	-20	2
Mathieu Schneider	65	11-36	47	-18	93
Marty McInnis	74	12-34	46	-11	39
Wendel Clark	58	24-19	43	-12	60
Todd Bertuzzi	76	18-21	39	-14	83
Alexander Semak	69	20-14	34	-4	68
Derek King	61	12-20	32	-10	23
Kenny Jonsson	66	4-26	30	+7	32
with Toronto	50	4-22	26	+12	22
with ISLANDERS	16	0-4	4	-5	10
Niklas Andersson	47	14-12	26	-3	12
Bryan McCabe	82	7-16	23	-24	156
Patrick Flatley	56	8-9	17	-24	21
Darby Hendrickson	62	7-10	17	-8	80
with Toronto	46	6-6	12	-2	47
with ISLANDERS	16	1	4	5	33
Scott Lachance	55	3-10	13	-19	54
Bob Sweeney	66	6-6	12	-23	59
Martin Straka	22	2-10	12	-6	6
Chris Luongo	74	3-7	10	-23	55
Pat Conacher	55	6-3	9	-13	18
with Los Angeles	35	5-2	7	-8	18
with Calgary	7	0-0	0	-1	0
with ISLANDERS	13	1-1	2		0
Brent Severyn	65	1-8	9	+3	180
Dan Plante	73	5-3	8	-22	50
Darius Kasparaitis	46	1-7	8	-12	93

GOALTENDER	GP	MINS	GAA	W	L	T	EN	SO	GA	SA	SV%
Eric Fichaud	24	1234	3.31	7	12	2	2	1	68	591	.897
Jamie McLennan	13	636	3.68	3	9	1	1	0	39	303	.886
Tommy Soderstrom	51	2590	3.87	11	22	6	0	2	167	1203	.878
Tommy Salo	10	523	4.02	1	7	1	3	0	35	215	.860

GAME	DATE	OPPONENT	RESULTS	SCORE	RECORD
1	Oct. 7	at BOS	T	4-4	0-0-1
2	Oct. 10	at TOR	L	3-7	0-1-1
3	Oct. 14	PHI	L	0-3	0-2-1
4	Oct. 15	at FLA	L	3-5	0-3-1
5	Oct. 17	NYR	L	1-5	0-4-1
6	Oct. 20	MTL	W	2-0	1-4-1
7	Oct. 25	at PHI	L	1-3	1-5-1
8	Oct. 26	PIT	L	5-7	1-6-1
9	Oct. 28	PHI	T	5-5	1-6-2
10	Oct. 31	at FLA	W/OT	5-4	2-6-2
11	Nov. 3	at T.B.	L	3-5	2-7-2
12	Nov. 4	WSH	L	2-3	2-8-2
13	Nov. 7	VAN	L	2-5	2-9-2
14	Nov. 10	at NYR	L	1-4	2-10-2
15	Nov. 11	STL	L	1-4	2-11-2
16	Nov. 14	at S.J.	W	5-3	3-11-2
17	Nov. 16	at L.A.	L	2-9	3-12-2
18	Nov. 17	at ANA	L/OT	1-2	3-13-2
19	Nov. 22	L.A.	W	5-2	4-13-2
20	Nov. 24	at BUF	T	1-1	4-13-3
21	Nov. 25	T.B.	L	1-2	4-14-3
22	Nov. 28	COL	L	3-7	4-15-3
23	Nov. 30	at OTT	W	5-3	5-15-3
24	Dec. 2	N.J.	W	4-1	6-15-3
25	Dec. 5	PIT	L	3-6	6-16-3
26	Dec. 6	at HFD	L	4-7	6-17-3
27	Dec. 9	at N.J.	L	2-4	6-18-3
28	Dec. 10	PHI	W	6-2	7-18-3
29	Dec. 12	FLA	L	1-3	7-19-3
30	Dec. 14	at WSH	L/OT	3-4	7-20-3
31	Dec. 16	HFD	T	3-3	7-20-4
32	Dec. 19	at STL	L	1-4	7-21-4
33	Dec. 21	at DAL	T	3-3	7-21-5
34	Dec. 23	WSH	W	3-1	8-21-5
35	Dec. 26	BOS	T	3-3	8-22-6
36	Dec. 27	at N.J.	L	3-5	8-23-6
37	Dec. 31	at BUF	W	5-2	9-22-6
38	Jan. 4	MTL	T	2-2	9-22-7
39	Jan. 6	OTT	W	5-4	10-22-7
40	Jan. 9	CHI	T	3-3	10-22-8
41	Jan. 11	TOR	W	4-3	11-22-8

PLAYER	GP	G-A	PTS	+/-	PIM
Kirk Muller	15	4-3	7	-10	15
Andrey Vasilyev	10	2-5	7	+4	2
Dennis Vaske	19	1-6	7	-13	21
Bob Beers	13	0-5	5	-2	10
Derek Armstrong	19	1-3	4	-6	14
Milan Tichy	8	0-4	4	+3	8
Brad Dalgarno	18	1-2	3	-2	14
Brett Lindros	18	1-2	3	-6	47
Rich Pilon	27	0-3	3	-9	72
Mick Vukota	32	1-1	2	-3	106
Craig Darby	10	0-2	2	-1	0
Dean Chynoweth	14	0-1	1	-4	40
Danton Cole	10	1-0	1	Even	0
Jason Herter	1	0-1	1	+1	0
Andreas Johansson	3	0-1	1	+1	0
Chris Taylor	11	0-1	1	+1	2
Micah Aivazoff	12	0-1	1	-6	6
Jarrett Deuling	14	0-1	1	-1	11
Eric Fichaud	24	0-1	1	Goalie	0
Jason Strudwick	1	0-0	0	Even	7
Grigori Panteleev	4	0-0	0	-3	0
Jason Widmer	4	0-0	0	Even	7
Mike MacWilliam	6	0-0	0	-1	14
Ken Belanger	7	0-0	0	-2	27
Bob Halkidis	5	0-0	0	-3	30
Tommy Salo	10	0-0	0	Goalie	0
Jamie McLennan	13	0-0	0	Goalie	2
Tommy Soderstrom	51	0-0	0	Goalie	7

GAME	DATE	OPPONENT	RESULTS	SCORE	RECORD
42	Jan. 15	T.B.	W	3-2	12-22-8
43	Jan. 17	HFD	L	3-6	12-23-8
44	Jan. 22	at COL	L	3-5	12-24-8
45	Jan. 24	at CGY	L	1-4	12-25-8
46	Jan. 26	at EDM	L	1-4	12-26-8
47	Jan. 27	at VAN	L	3-6	12-27-8
48	Jan. 30	BUF	W/OT	5-4	13-27-8
49	Feb. 2	at WSH	L/OT	5-6	13-28-8
50	Feb. 4	DAL	W	5-3	14-28-8
51	Feb. 6	NYR	L	2-4	14-29-8
52	Feb. 8	at NYR	L	2-6	14-30-8
53	Feb. 10	ANA	W	4-3	15-30-8
54	Feb. 12	OTT	L	1-4	15-31-8
55	Feb. 15	CGY	L	3-6	15-32-8
56	Feb. 17	S.J.	W	4-2	16-32-8
57	Feb. 22	at NYR	W	5-3	17-32-8
58	Feb. 23	T.B.	L/OT	2-3	17-33-8
59	Feb. 25	EDM	W	2-0	18-33-8
60	Feb. 27	DET	L	2-6	18-34-8
61	Feb. 29	at DET	L	1-5	18-35-8
62	Mar. 1	at N.J.	L	2-6	18-36-8
63	Mar. 3	WPG	L	5-7	18-37-8
64	Mar. 5	BOS	W	5-3	19-37-8
65	Mar. 7	at BOS	L	3-4	19-38-8
66	Mar. 9	at WPG	W	4-2	20-38-8
67	Mar. 16	at PIT	L	2-4	20-39-8
68	Mar. 17	at CHI	L	1-5	20-40-8
69	Mar. 19	at PHI	L	1-4	20-41-8
70	Mar. 21	at FLA	L	2-3	20-42-8
71	Mar. 23	N.J.	L/OT	2-3	20-43-8
72	Mar. 25	at MTL	L	1-4	20-44-8
73	Mar. 26	WSH	L	1-7	20-45-8
74	Mar. 30	at HFD	L	1-3	20-46-8
75	Mar. 31	NYR	L	1-4	20-47-8
76	Apr. 2	PHI	L	2-6	20-48-8
77	Apr. 5	at OTT	W	2-4	20-49-8
78	Apr. 6	BUF	W	3-0	21-49-8
79	Apr. 8	at T.B.	L	3-4	21-50-8
80	Apr. 10	at PIT	W	6-2	22-50-8
81	Apr. 12	FLA	T	1-1	22-50-9
82	Apr. 13	at MTL	T	5-5	22-50-10

OPPONENTS

IN THE PAST

STANLEY CUP PLAYOFFS

MEDIA INFORMATION

1994-95 NY ISLANDERS • 15-28-5 (35 PTS) • HEAD COACH – LORNE HENNING

PLAYER	GP	G-A	PTS	+/-	PIM
Ray Ferraro	47	22-21	43	+1	30
Mathieu Schneider	43	8-21	29	-8	79
with Montreal	30	5-15	20	-3	49
with ISLANDERS	13	3-6	9	-5	30
Kirk Muller	45	11-16	27	-18	47
with Montreal	33	8-11	19	-21	33
with ISLANDERS	12	3-5	8	+3	14
Patrick Flatley	45	7-20	27	+9	12
Pierre Turgeon	34	13-14	27	-12	10
Steve Thomas	47	11-15	26	-14	60
Derek King	43	10-16	26	-5	41
Zigmund Palffy	33	10-7	17	+3	6
Marty McInnis	41	9-7	16	-1	8
Vladimir Malakhov	26	3-13	26	-1	32
Scott Lachance	26	6-7	13	+2	26
Travis Green	42	5-7	12	-10	25
Dennis Vaske	41	1-11	12	+3	53
Benoit Hogue	33	6-4	10	Even	34
Troy Loney	26	5-4	9	Even	23
Bob Beers	22	2-7	9	-8	6
Brent Severyn	28	2-4	6	-2	71
with Florida	9	1-1	2	-3	37
with ISLANDERS	19	1-3	4	+1	34
Brad Dalgarno	22	3-2	5	-8	14

PLAYER	GP	G-A	PTS	+/-	PIM
Chris Marinucci	12	1-4	5	-1	2
Ron Sutter	27	1-4	5	-8	21
Brett Lindros	33	1-3	4	-8	100
Chris Luongo	47	1-3	4	-2	36
Paul Stanton	18	0-4	4	-6	9
Chris Taylor	10	0-3	3	+1	2
Yan Kaminsky	2	1-1	2	+2	0
Rich Pilon	20	1-1	2	-3	40
Craig Darby	13	0-2	2	-6	0
with Montreal	10	0-2	2	-5	0
with ISLANDERS	3	0-0	0	-1	0
Dean Chynoweth	32	0-2	2	+9	77
Mick Vukota	40	0-2	2	+1	109
Tommy Salo	6	0-1	1	Goalie	0
Kip Miller	8	0-1	1	+1	0
Darius Kasparaitis	13	0-1	1	-11	22
Jason Widmer	1	0-0	0	-1	0
Milan Tichy	2	0-0	0	-1	2
Andrey Vasiliev	2	0-0	0	Even	2
Gord Dineen	9	0-0	0	-5	2
David Chyzowski	13	0-0	0	-2	11
Jamie McLennan	21	0-0	0	Goalie	2
Tommy Soderstrom	26	0-0	0	Goalie	2

GOALTENDER	GP	MINS	GAA	W	L	T	EN	SO	GA	SA	SV%
Tommy Salo	6	358	3.02	1	5	0	0	0	18	171	.905
Tommy Soderstrom	26	1350	3.11	8	12	3	2	1	70	647	.902
Jamie McLennan	21	1185	3.39	6	11	2	1	0	67	472	.876

GAME	DATE	OPPONENT	RESULTS	SCORE	RECORD
1	Jan. 21	FLA	W	2-1	1-0-0
2	Jan. 22	OTT	T	3-3	1-0-1
3	Jan. 24	PHI	W	4-3	2-0-1
4	Jan. 27	at WSH	L	2-5	2-1-1
5	Jan. 28	T.B.	L	1-4	2-2-1
6	Jan. 31	at FLA	W	5-1	3-2-1
7	Feb. 2	at PHI	W/OT	5-4	4-2-1
8	Feb. 4	at MTL	L	2-4	4-3-1
9	Feb. 7	at T.B.	L	2-5	4-4-1
10	Feb. 9	PIT	L	2-5	4-5-1
11	Feb. 11	BUF	W	2-1	5-5-1
12	Feb. 14	QUE	L	2-3	5-6-1
13	Feb. 17	at N.J.	T	2-2	5-6-2
14	Feb. 18	N.J.	W	3-2	6-6-2
15	Feb. 20	at MTL	L/OT	2-3	6-7-2
16	Feb. 22	at BUF	T	3-3	6-7-3
17	Feb. 23	T.B.	L	1-4	6-8-3
18	Feb. 25	PIT	W	3-1	7-8-3
19	Feb. 28	MTL	W	2-1	8-8-3
20	Mar. 2	WSH	L	3-4	8-9-3
21	Mar. 5	at OTT	L	1-3	8-10-3
22	Mar. 7	HFD	W	3-1	9-10-3
23	Mar. 9	at PIT	L	2-4	9-11-3
24	Mar. 11	at QUE	L	1-2	9-12-3

GAME	DATE	OPPONENT	RESULTS	SCORE	RECORD
25	Mar. 14	at HFD	L	4-6	9-13-3
26	Mar. 16	at BUF	L	3-6	9-14-3
27	Mar. 18	at BOS	L	3-4	9-15-3
28	Mar. 23	NYR	W	1-0	10-15-3
29	Mar. 25	at HFD	L	1-5	10-16-3
30	Mar. 26	N.J.	T	5-5	10-16-4
31	Mar. 28	at PIT	L	3-6	10-17-4
32	Mar. 30	BOS	L	2-3	10-18-4
33	Apr. 1	BUF	L	1-5	10-19-4
34	Apr. 4	WSH	L	4-5	10-20-4
35	Apr. 7	at NYR	W	4-3	11-20-4
36	Apr. 8	FLA	T	2-2	11-20-5
37	Apr. 11	at T.B.	L	2-5	11-21-5
38	Apr. 12	at FLA	W	3-1	12-21-5
39	Apr. 14	at N.J.	L	3-6	12-22-5
40	Apr. 16	NYR	L	2-3	12-23-5
41	Apr. 18	QUE	W	5-2	13-23-5
42	Apr. 20	at PHI	L	1-2	13-24-5
43	Apr. 22	OTT	L	2-3	13-25-5
44	Apr. 24	BOS	W	5-3	14-25-5
45	Apr. 26	at WSH	L	5-6	14-26-5
46	Apr. 28	at NYR	W	4-2	15-26-5
47	Apr. 29	at OTT	L	3-4	15-27-5
48	May 2	PHI	L	0-2	15-28-5

1993-94 NY ISLANDERS • 36-36-12 (84 PTS) • HEAD COACH – AL ARBOUR

PLAYER	GP	G-A	PTS	+/-	PIM
Pierre Turgeon	69	38-56	94	+14	18
Steve Thomas	78	42-33	75	-9	139
Derek King	78	30-40	60	+18	59
Benoit Hogue	83	36-33	69	-7	73
Vladimir Malakhov	76	10-47	57	+29	80
Marty McInnis	81	25-31	56	+31	24
Ray Ferraro	82	21-32	53	+1	83
Patrick Flatley	64	12-30	42	+12	40
Travis Green	83	18-22	40	+16	44
Tom Kurvers	66	9-31	40	+7	47
Brad Dalgarno	73	11-19	30	+14	62
Uwe Krupp	41	7-14	21	+11	30
David Volek	32	5-9	14	Even	10
Scott Lachance	74	3-11	14	-5	70
Dennis Vaske	65	2-11	13	+21	76
Darius Kasparaitis	76	1-10	11	-6	142
Keith Acton	77	2-7	9	-1	71
David Maley	56	0-6	6	-6	104
Rich Pilon	28	1-4	5	-4	75

PLAYER	GP	G-A	PTS	+/-	PIM
Wayne McBean	19	1-4	5	-13	16
Mick Vukota	72	3-1	4	-5	237
Chris Luongo	17	1-3	4	-1	13
Dean Chynoweth	39	0-4	4	+3	122
Yan Kaminsky	24	2-1	3	+4	4
Ron Hextall	65	0-3	3	Goalie	52
Claude Loiselle	17	1-1	2	-2	49
David Chyzowski	3	1-0	1	-1	4
Dan Plante	12	0-1	1	-2	4
Jamie McLennan	22	0-1	1	Goalie	6
Scott Scissons	1	0-0	0	Even	0
Brent Grieve	3	0-0	0	Even	7
Derek Armstrong	1	0-0	0	Even	0
Jason Simon	4	0-0	0	Even	34
Zigmund Palffy	5	0-0	0	-6	0
Steve Junker	5	0-0	0	Even	0
Tom Draper	7	0-0	0	Goalie	0
Joe Day	24	0-0	0	-7	30

GOALTENDER	GP	MINS	GAA	W	L	T	EN	SO	GA	SA	SV%
Jamie McLennan	22	1287	2.84	8	7	6	0	0	61	578	.905
Ron Hextall	65	3581	3.08	27	26	6	3	5	184	1617	.898
Tom Draper	7	227	4.23	1	3	0	0	0	16	102	.864

GAME	DATE	OPPONENT	RESULTS	SCORE	RECORD
1	Oct. 5	at CGY	L	1-2	0-1-0
2	Oct. 8	at EDM	L	1-5	0-2-0
3	Oct. 10	at ANA	W/OT	4-3	1-2-0
4	Oct. 12	at L.A.	L	5-7	1-3-0
5	Oct. 16	N.J.	L	3-6	1-4-0
6	Oct. 19	PIT	L	2-3	1-5-0
7	Oct. 22*	at PHI	L	3-4	1-6-0
8	Oct. 23	OTT	T	5-5	1-6-1
9	Oct. 26	L.A.	W	7-0	2-6-1
10	Oct. 28	at FLA	L	2-5	2-7-1
11	Oct. 29	at T.B.	W	4-2	3-7-1
12	Nov. 2	VAN.	L	1-2	3-8-1
13	Nov. 4	at CHI	L	2-4	3-9-1
14	Nov. 6	HFD.	W	5-3	4-9-1
15	Nov. 9	WPG	L	2-5	4-10-1
16	Nov. 10	at N.J.	L	3-5	4-11-1
17	Nov. 13	BOS	L	2-5	4-12-1
18	Nov. 17	at OTT	W	8-1	5-12-1
19	Nov. 18#	at MTL	W	5-1	6-12-1
20	Nov. 21	at PHI	W/OT	5-4	7-12-1
21	Nov. 24	at DAL	T	2-2	7-12-2
22	Nov. 27	NYR	W	6-4	8-12-2
23	Nov. 28	DET.	L	1-4	8-13-2
24	Nov. 30	WSH	W	6-4	9-13-2
25	Dec. 2	at BOS	L	3-7	9-14-2
26	Dec. 3	QUE	L	2-3	9-15-2
27	Dec. 7	EDM	T	4-4	9-15-3
28	Dec. 11	PHI	W	5-2	10-15-3
29	Dec. 14	N.J.	W	4-1	11-15-3
30	Dec. 17	TOR.	W	6-2	12-15-3
31	Dec. 19	at PIT	W	6-3	13-15-3
32	Dec. 22	at MTL	W	5-3	14-15-3
33	Dec. 26	BUF.	W/OT	4-3	15-15-3
34	Dec. 28	ANA.	L	0-3	15-16-3
35	Dec. 29	at QUE	L	3-5	15-17-3
36	Jan. 1	HFD.	L	3-4	15-18-3
37	Jan. 4	at N.J.	L	3-6	15-19-3
38	Jan. 7	CGY	W	6-2	16-19-3
39	Jan. 8	at HFD.	L	0-6	16-20-3
40	Jan. 10	at OTT	T	3-3	16-20-4
41	Jan. 14	MTL.	W	5-2	17-20-4
42	Jan. 15	CHI.	T	5-5	17-20-5

GAME	DATE	OPPONENT	RESULTS	SCORE	RECORD
43	Jan. 17	FLA	L	1-2	17-21-5
44	Jan. 19	at T.B.	L/OT	3-4	17-22-5
45	Jan. 26	at TOR	L	3-4	17-23-5
46	Jan. 28	BOS	L	0-3	17-24-5
47	Jan. 29	at BOS	L	1-2	17-25-5
48	Feb. 1	S.J.	W	5-4	18-25-5
49	Feb. 2	at NYR	T	4-4	18-25-6
50	Feb. 5	at QUE	W	3-2	19-25-6
51	Feb. 6	at BUF	L	1-4	19-26-6
52	Feb. 8	BUF.	W	3-1	20-26-6
53	Feb. 10	at PIT	W	5-3	21-26-6
54	Feb. 12	FLA	L	3-4	21-27-6
55	Feb. 15	T.B.	W	2-1	22-27-6
56	Feb. 18	at WSH	L	1-3	22-28-6
57	Feb. 19	OTT	W	4-0	23-28-6
58	Feb. 21	WSH	W	4-0	24-28-6
59	Feb. 24	at PHI	L/OT	4-5	24-29-6
60	Feb. 25	PHI	W	2-0	25-29-6
61	Feb. 27	QUE	W	5-2	26-29-6
62	Mar. 1	STL	W	4-2	27-29-6
63	Mar. 4	at NYR	T	3-3	27-29-7
64	Mar. 5	NYR	L	4-5	27-30-7
65	Mar. 7	at WPG	W	7-2	28-30-7
66	Mar. 9	at VAN	L	4-5	28-31-7
67	Mar. 10	at S.J.	L	3-4	28-32-7
68	Mar. 12	at STL	T	5-5	28-32-8
69	Mar. 15	N.J.	W	3-2	29-32-8
70	Mar. 17	at DET	W	3-1	30-32-8
71%	Mar. 18	BUF.	T	2-2	30-32-9
72	Mar. 20	PIT	L	1-2	30-33-9
73	Mar. 22	T.B.	W/OT	5-4	31-33-9
74	Mar. 26	FLA	L	1-3	31-34-9
75	Mar. 27	at BUF	L	1-4	31-35-9
76	Mar. 29	at WSH	T	2-2	31-35-10
77	Apr. 1	MTL	W	5-2	32-35-10
78	Apr. 2	at MTL	T	3-3	32-35-11
79	Apr. 5	at WSH	W/OT	4-3	33-35-11
80	Apr. 6	at HFD	T	3-3	33-35-12
81	Apr. 8	DAL	W	5-1	34-35-12
82	Apr. 10	NYR	W	5-4	35-35-12
83	Apr. 13	at T.B.	W	2-0	36-35-12
84	Apr. 14	at FLA	L	1-4	36-36-12

* - Originally scheduled for Oct. 21, rescheduled. # - Neutral site game played in Hamilton. % - Neutral site game played in Minneapolis

OPPONENTS

IN THE PAST

STANLEY CUP PLAYOFFS

MEDIA INFORMATION

1992-93 NY ISLANDERS • 40-37-7 (87 PTS) • HEAD COACH – AL ARBOUR

PLAYER	GP	G-A	PTS	+/-	PIM
Pierre Turgeon	83	58-74	132	-1	26
Steve Thomas	79	37-50	87	+3	111
Derek King	77	38-38	76	-4	47
Benoit Hogue	70	33-42	75	+13	108
Patrick Flatley	80	13-47	60	+5	63
Vladimir Malakhov	64	14-38	52	+14	59
Jeff Norton	66	12-38	50	-3	45
Uwe Krupp	80	9-29	38	+6	67
Tom Kurvers	52	8-30	38	+9	38
Brian Mullen	81	18-14	32	+5	28
Brad Dalgarno	57	15-17	32	+17	62
Marty McInnis	56	10-20	30	+7	24
Ray Ferraro	46	14-13	27	Even	40
Tom Fitzgerald	77	9-18	27	-2	34
Travis Green	61	7-18	25	+4	43
Scott Lachance	75	7-17	24	-1	67

PLAYER	GP	G-A	PTS	+/-	PIM
David Volek	56	8-13	21	-1	34
Darius Kasparaitis	79	4-17	21	+15	166
Bill Berg	22	6-3	9	+4	49
Claude Loiselle	41	5-3	8	-5	90
Daniel Marois	28	2-5	7	-3	35
Mick Vukota	74	2-5	7	+3	216
Dennis Vaske	27	1-5	6	+9	32
Iain Fraser	7	2-2	4	-1	2
Rich Pilon	44	1-3	4	-4	164
Rich Kromm	1	1-2	3	+3	0
Gary Nylund	22	1-1	2	-2	43
Glenn Healy	47	0-2	2	Goalie	2
Mark Fitzpatrick	39	0-1	1	Goalie	2
Greg Parks	2	0-0	0	Even	0
Graeme Townshend	2	0-0	0	Even	0
Danny Lorenz	4	0-0	0	Goalie	0

GOALTENDER	GP	MINS	GAA	W	L	T	EN	SO	GA	SA	SV%
Glenn Healy	47	2655	3.30	22	20	2	6	1	146	1170	.889
Mark Fitzpatrick	39	2253	3.46	17	15	5	5	0	130	936	.878
Danny Lorenz	4	157	3.82	1	2	0	0	0	10	68	.872

GAME	DATE	OPPONENT	RESULTS	SCORE	RECORD
1	Oct. 6	at N.J.	L	3-4	0-1-0
2	Oct. 8	at PIT.	L	3-7	0-2-0
3	Oct. 10	at BOS	T	3-3	0-2-1
4	Oct. 15	at PHI	W	5-4	1-2-1
5	Oct. 17	NYR	W	6-3	2-2-1
6	Oct. 18	at NYR	L	3-4	2-3-1
7	Oct. 20	PHI	W	4-3	3-3-1
8	Oct. 23	at WSH	W	5-2	4-3-1
9	Oct. 24	HFD.	W	4-2	5-3-1
10	Oct. 27	L.A.	L	3-4	5-4-1
11	Oct. 30	at N.J.	W	4-1	6-4-1
12	Oct. 31	N.J.	L	3-5	6-5-1
13	Nov. 3	at PIT.	L	0-2	6-6-1
14	Nov. 5	at MIN	L	0-3	6-7-1
15	Nov. 7	T.B.	L/OT	5-6	6-8-1
16	Nov. 12	at PHI	L	5-8	6-9-1
17	Nov. 14	BUF.	W	7-5	7-9-1
18	Nov. 19	at BOS	L	2-5	7-10-1
19	Nov. 21	at CGY	W	4-3	8-10-1
20	Nov. 22	at EDM	T	5-5	8-10-2
21	Nov. 24	at WPG	T	3-3	8-10-3
22	Nov. 27	at PHI	L	3-6	8-11-3
23	Nov. 28	PHI	W	9-3	9-11-3
24	Dec. 1	PIT	L	3-7	9-12-3
25	Dec. 4	at BUF	T	5-5	9-12-4
26	Dec. 5	WSH	L	3-5	9-13-4
27	Dec. 7	at T.B.	W	6-1	10-13-4
28	Dec. 10	at CHI	L	3-5	10-14-4
29	Dec. 12	WPG	L/OT	3-4	10-15-4
30	Dec. 13#	EDM	W	4-1	11-15-4
31	Dec. 15	at STL	W/OT	4-3	12-15-4
32	Dec. 17	OTT.	W	9-3	13-15-4
33	Dec. 19	at PIT.	W	4-3	14-15-4
34	Dec. 20	at QUE	L	3-5	14-16-4
35	Dec. 23	at MTL	W	6-2	15-16-4
36	Dec. 26	NYR	W	6-4	16-16-4
37	Dec. 29	TOR.	L	2-3	16-17-4
38	Dec. 31	at STL	L	1-5	16-18-4
39	Jan. 2	MIN.	W	3-2	17-18-4
40	Jan. 5	QUE	L	1-2	17-19-4
41	Jan. 8	at BUF	L	5-6	17-20-4
42	Jan. 9	VAN.	L	4-5	17-21-4

GAME	DATE	OPPONENT	RESULTS	SCORE	RECORD
43	Jan. 12	CGY	W	8-2	18-21-4
44	Jan. 14	WSH	L	0-3	18-22-4
45	Jan. 16	at N.J.	W	5-3	19-22-4
46	Jan. 17	at OTT	W	7-2	20-22-4
47	Jan. 19	BOS	T	2-2	20-22-5
48	Jan. 23	PHI	W	8-4	21-22-5
49	Jan. 26	N.J.	W	8-2	22-22-5
50	Jan. 28	at PIT.	W	5-2	23-22-5
51	Jan. 30	BOS	L	5-6	23-23-5
52	Feb. 1	NYR	T	4-4	23-23-6
53	Feb. 3	at TOR	W	3-2	24-23-6
54	Feb. 9	MTL	L	3-5	24-24-6
55	Feb. 12	at NYR	L	3-4	24-25-6
56	Feb. 13	NYR	W	5-2	25-25-6
57	Feb. 16	EDM	W	7-2	26-25-6
58	Feb. 18	STL	L	2-4	26-26-6
59	Feb. 20	PIT	W	4-2	27-26-6
60	Feb. 23	WSH	L	2-4	27-27-6
61	Feb. 25	at QUE	L	4-6	27-28-6
62	Feb. 27	at PHI	W	3-2	28-28-6
63	Feb. 28	at HFD	W/OT	7-6	29-28-6
64	Mar. 2	DET.	W	3-2	30-28-6
65	Mar. 7	at WSH	W	3-2	31-28-6
66	Mar. 9	PHI	W	4-2	32-28-6
67	Mar. 10	at MTL	L	1-5	32-29-6
68	Mar. 14*	PIT	L	2-3	32-30-6
69	Mar. 16	at S.J.	W	6-0	33-30-6
70	Mar. 18	at L.A.	L	4-7	33-31-6
71	Mar. 20	at VAN	W	7-2	34-31-6
72	Mar. 23	at DET	L	2-3	34-32-6
73	Mar. 25**	WSH	L	2-5	34-33-6
74	Mar. 27	S.J.	W	7-3	35-33-6
75	Mar. 30	PHI	W	2-1	36-33-6
76	Apr. 2	at NYR	W/OT	3-2	37-33-6
77	Apr. 3	MTL	L	2-3	37-34-6
78	Apr. 6	at WSH	W	3-2	38-34-6
79	Apr. 8	CHI	L	2-3	38-35-6
80	Apr. 10	OTT	L	3-5	38-36-6
81	Apr. 11	at N.J.	W	5-4	39-36-6
82	Apr. 13***	HFD.	T	3-3	39-36-7
83	Apr. 14	at HFD	L/OT	4-5	39-37-7
84	Apr. 16****	N.J.	W	8-4	40-37-7

- Neutral site game played in Oklahoma City. % - Neutral site game played in Dallas. * - Originally scheduled for March 13, postponed due to snow.

** - Originally scheduled for March 14, rescheduled. *** - Originally scheduled for April 15, rescheduled. **** - Originally scheduled for March 25, rescheduled.

1991-92 NY ISLANDERS • 34-35-11 (79 PTS) • HEAD COACH – AL ARBOUR

PLAYER	GP	G-A	PTS	+/-	PIM
Pierre Turgeon	77	40-55	95	+7	20
with Buffalo	8	2-6	8	-1	4
with ISLANDERS	69	38-49	87	+8	16
Ray Ferraro	80	40-40	80	+25	92
Derek King	80	40-38	78	-10	46
Steve Thomas	82	30-48	78	+8	97
with Chicago	11	2-6	8	-3	26
with ISLANDERS	71	28-42	70	+11	71
Benoit Hogue	75	30-46	76	+30	67
with Buffalo	3	0-1	1	Even	0
with ISLANDERS	72	30-45	75	+30	67
David Volek	74	18-42	60	Even	35
Tom Kurvers	74	9-47	56	-18	30
Uwe Krupp	67	8-29	37	+13	49
with Buffalo	8	2-0	2	Even	6
with ISLANDERS	59	6-29	35	+13	43
Adam Creighton	77	21-15	36	-5	118
with Chicago	11	6-6	12	-1	16
with ISLANDERS	66	15-9	24	-4	102
Patrick Flatley	38	8-28	36	+14	31
Daniel Marois	75	17-16	33	-34	94
with Toronto	63	15-11	26	-36	76
with ISLANDERS	12	2-5	7	+2	18
Dave McLlwain	54	8-15	23	-8	28
Jeff Norton	28	1-18	19	+2	18
Claude Loiselle	75	7-10	17	-24	115
with Toronto	64	6-9	15	-21	102
with ISLANDERS	11	1-1	2	-3	13

GOALTENDER	GP	MINS	GAA	W	L	T	EN	SO	GA	SA	SV%
Mark Fitzpatrick	30	1742	3.20	11	13	5	5	0	93	857	.902
Steve Weeks	23	1032	3.60	9	4	2	0	0	62	504	.890
Glenn Healy	37	1961	3.79	14	16	4	4	1	124	921	.831
Danny Lorenz	2	120	5.00	0	2	0	1	0	10	50	.833

GAME	DATE	OPPONENT	RESULTS	SCORE	RECORD
1	Oct. 5	at BOS	W	4-3	1-0-0
2	Oct. 9	at NYR	L	3-5	1-1-0
3	Oct. 12	PHI	W	5-4	2-1-0
4	Oct. 13	at QUE	T	1-1	2-1-1
5	Oct. 15	PIT	L/OT	6-7	2-2-1
6	Oct. 17	at PIT	L	5-8	2-3-1
7	Oct. 19	EDM	L	2-4	2-4-1
8	Oct. 22	WPG	T	1-1	2-4-2
9	Oct. 26	L.A.	L	2-4	2-5-2
10	Oct. 29	S.J.	W	8-4	3-5-2
11	Oct. 31	at CHI	L	3-4	3-6-2
12	Nov. 2	WSH	L	4-7	3-7-2
13	Nov. 4	BOS	W	6-4	4-7-2
14	Nov. 6	at EDM	L	3-5	4-8-2
15	Nov. 9	at S.J.	L	3-4	4-9-2
16	Nov. 10	at VAN	L	0-6	4-10-2
17	Nov. 14	at N.J.	W	4-3	5-10-2
18	Nov. 17	NYR	W	4-2	6-10-2
19	Nov. 19	at MIN	W	7-4	7-10-2
20	Nov. 20	at WPG	L	1-3	7-11-2
21	Nov. 23	at PIT	T	2-2	7-11-3
22	Nov. 27	BOS	L	2-3	7-12-3
23	Nov. 29	at WSH	W	3-2	8-12-3
24	Nov. 30	WSH	W	8-1	9-12-3
25	Dec. 5	MTL	L/OT	4-5	9-13-3
26	Dec. 7	CHI	L	2-5	9-14-3
27	Dec. 10	STL	T	7-7	9-14-4
28	Dec. 11	at TOR	W	5-4	10-14-4
29	Dec. 14	N.J.	T	3-3	10-14-5
30	Dec. 17	at HFD	W	4-2	11-14-5
31	Dec. 19	at PHI	L	2-6	11-15-5
32	Dec. 21	at STL	L	2-6	11-16-5
33	Dec. 23	PIT	L	3-6	11-17-5
34	Dec. 26	N.J.	T	5-5	11-17-6
35	Dec. 28	NYR	W	5-4	12-17-6
36	Dec. 29	at HFD	L	4-6	12-18-6
37	Jan. 1	at WSH	L	5-8	12-19-6
38	Jan. 3	at BUF	L	2-5	12-20-6
39	Jan. 4	QUE	W	5-2	13-20-6
40	Jan. 7	at DET	W	5-2	14-20-6

PLAYER	GP	G-A	PTS	+/-	PIM
Tom Fitzgerald	45	6-11	17	-3	28
Joe Reekie	54	4-12	16	+15	85
Bill Berg	47	5-9	14	-18	28
Jeff Finley	51	1-10	11	-6	26
Brent Sutter	8	4-6	10	-5	6
Hubie McDonough	33	7-2	9	-4	15
Marty McInnis	15	3-5	8	+6	0
Rob DiMaio	50	5-2	7	-23	43
Rich Pilon	65	1-6	7	-1	183
Wayne McBean	25	2-4	6	+11	18
Mick Vukota	74	0-6	6	-6	293
Scott Lachance	17	1-4	5	+13	9
Randy Wood	8	2-2	4	-3	21
Brad Dalgarno	15	2-1	3	-8	12
Graeme Townshend	7	1-2	3	+6	0
David Chyzowski	12	1-1	2	-4	17
Mark Fitzpatrick	30	0-2	2	Goalie	8
Dean Chynoweth	11	1-0	1	-3	23
Brad Lauer	8	1-0	1	-2	2
Gary Nylund	7	0-1	1	-3	10
Glenn Healy	37	0-1	1	Goalie	18
Dennis Vaske	39	0-1	1	+5	39
Greg Parks	1	0-0	0	Even	2
Rich Kromm	1	0-0	0	Even	0
Danny Lorenz	2	0-0	0	Goalie	0
Brad Turner	3	0-0	0	Even	0
Rick Green	4	0-0	0	Even	0
Steve Weeks	23	0-0	0	Goalie	2

GAME	DATE	OPPONENT	RESULTS	SCORE	RECORD
41	Jan. 9	HFD	W	2-1	15-20-6
42	Jan. 11	STL	L	3-6	15-21-6
43	Jan. 12	at PHI	L	3-4	15-22-6
44	Jan. 14	DET	W	6-2	16-22-6
45	Jan. 16	PHI	W	4-3	17-22-6
46	Jan. 23	TOR	L	3-4	17-23-6
47	Jan. 25	PIT	L	3-5	17-24-6
48	Jan. 30	at PIT	W	8-5	18-24-6
49	Feb. 1	PHI	T	5-5	18-24-7
50	Feb. 2	CGY	W	6-3	19-24-7
51	Feb. 4	at LA	W	2-1	20-24-7
52	Feb. 6	at VAN	W/OT	5-4	21-24-7
53	Feb. 7	at EDM	L	2-4	21-25-7
54	Feb. 11	at CGY	W	3-1	22-25-7
55	Feb. 14	at NYR	L	2-9	22-26-7
56	Feb. 15	VAN	W	3-1	23-26-7
57	Feb. 17	WPG	W/OT	5-4	24-26-7
58	Feb. 20	NYR	W	6-2	25-26-7
59	Feb. 22	MIN	W	2-1	26-26-7
60	Feb. 23	WSH	L	1-4	26-27-7
61	Feb. 25	at PHI	L	1-4	26-28-7
62	Feb. 28	at N.J.	W/OT	3-2	27-28-7
63	Feb. 29	N.J.	L	1-3	27-29-7
64	Mar. 3	MTL	L	3-4	27-30-7
65	Mar. 5	at CHI	T	4-4	27-30-8
66	Mar. 7	at MTL	L	2-8	27-31-8
67	Mar. 8	at BUF	W	6-2	28-31-8
68	Mar. 10	PHI	W	5-2	29-31-8
69	Mar. 12	at PIT	L	4-6	29-32-8
70	Mar. 14	BUF	W	4-1	30-32-8
71	Mar. 15	at WSH	L	2-5	30-33-8
72	Mar. 18	at NYR	T	1-1	30-33-9
73	Mar. 21	at N.J.	T	2-2	30-33-10
74	Mar. 24	at QUE	L	2-5	30-34-10
75	Mar. 26	S.J.	W	7-4	31-34-10
76	Mar. 28	NYR	W	4-1	32-34-10
77	Mar. 29	DET	L	2-6	32-35-10
78	Apr. 12	at TOR	W	6-2	33-35-10
79	Apr. 13	at WSH	T	1-1	33-35-11
80	Apr. 15	N.J.	W	7-0	34-35-11

OPPONENTS

IN THE PAST

STANLEY CUP PLAYOFFS

MEDIA INFORMATION

1990-91 NY ISLANDERS • 25-45-10 (60 PTS) • HEAD COACH - AL ARBOUR

PLAYER	GP	G-A	PTS	+/-	PIM
Pat LaFontaine	75	41-44	85	-6	42
David Volek	77	22-34	56	-10	57
Brent Sutter	75	21-32	53	-8	49
Patrick Flatley	56	20-25	45	-2	74
Derek King	66	19-26	45	+1	44
Randy Wood	76	24-18	42	-12	45
Ray Ferraro	76	21-21	42	-12	70
with Hartford	15	2-5	7	-1	18
with ISLANDERS	61	19-16	35	-11	52
Jeff Norton	44	3-25	28	-13	16
Bill Berg	78	9-14	23	-3	67
Gary Nylund	72	2-21	23	-8	105
Wayne McBean	52	5-14	19	-21	47
Joe Reekie	66	3-16	19	+17	96
Brad Dalgarno	41	3-12	15	-10	24
David Chyzowski	56	5-9	14	-19	61
Hubie McDonough	52	6-6	12	-14	10
Brad Lauer	44	4-8	12	-6	45
John Tucker	38	4-7	11	-1	8
with Buffalo	18	1-3	4	Even	4
with ISLANDERS	20	3-4	7	-1	4
Tom Fitzgerald	41	5-5	10	-9	24
Craig Ludwig	75	1-8	9	-24	77

PLAYER	GP	G-A	PTS	+/-	PIM
Doug Crossman	16	1-6	7	-4	12
Ken Baumgartner	78	1-6	7	-14	282
Mick Vukota	60	2-4	6	-13	238
Rich Pilon	60	1-4	5	-12	126
Don Maloney	12	0-5	5	-3	6
Greg Parks	20	1-2	3	Even	4
Dean Chynoweth	25	1-1	2	-6	59
Paul Guay	3	0-2	2	+2	2
Glenn Healy	53	0-2	2	Goalie	14
Rich Kromm	6	1-0	1	-2	0
Jari Gronstrand	3	0-1	1	-2	2
Rob DiMaio	1	0-0	0	Even	0
Scott Scissons	1	0-0	0	Even	0
Mark Fitzpatrick	2	0-0	0	Goalie	0
Alan Kerr	2	0-0	0	Even	5
Danny Lorenz	2	0-0	0	Goalie	0
Shawn Byram	4	0-0	0	-2	14
Derek Laxdal	4	0-0	0	-1	0
Goerge Maneluk	4	0-0	0	Goalie	2
Dennis Vaske	5	0-0	0	+4	2
Jeff Finley	11	0-0	0	-1	4
Jeff Hackett	30	0-0	0	Goalie	4

GOALTENDER	GP	MINS	GAA	W	L	T	EN	SO	GA	SA	SV%
Mark Fitzpatrick	2	120	3.00	1	1	0	0	0	6	54	.900
Glenn Healy	53	2999	3.32	18	24	9	4	0	166	1391	.893
Jeff Hackett	30	1508	3.62	5	18	1	3	0	91	650	.877
Danny Lorenz	2	80	3.75	0	1	0	0	0	5	31	.861
George Maneluk	4	140	6.43	1	1	0	0	0	15	79	.843

GAME	DATE	OPPONENT	RESULTS	SCORE	RECORD
1	Oct. 4	at L.A.	L	1-4	0-1-0
2	Oct. 6	at MIN	L	2-4	0-2-0
3	Oct. 7	at CHI	W	4-2	1-2-0
4	Oct. 13	PIT	L	4-6	1-3-0
5	Oct. 16	WPG	W	4-1	2-3-0
6	Oct. 19	at WSH	L	3-4	2-4-0
7	Oct. 20	BUF	L	1-3	2-5-0
8	Oct. 23	N.J.	L	1-8	2-6-0
9	Oct. 24	at MTL	L	2-8	2-7-0
10	Oct. 27	PHI	W	5-2	3-7-0
11	Oct. 28	at PIT	L	3-8	3-8-0
12	Oct. 30	L.A.	L	1-4	3-9-0
13	Nov. 2	at NYR	W	3-2	4-9-0
14	Nov. 3	WSH	L	2-5	4-10-0
15	Nov. 6	TOR	W	4-3	5-10-0
16	Nov. 7	at N.J.	W	6-3	6-10-0
17	Nov. 10	CGY	W	5-1	7-10-0
18	Nov. 15	at CGY	W/OT	4-3	8-10-0
19	Nov. 16	at VAN	L	2-3	8-11-0
20	Nov. 18	at EDM	L	1-3	8-12-0
21	Nov. 22	WPG	W	3-1	9-12-0
22	Nov. 24	NYR	T	2-2	9-12-1
23	Nov. 25	at PHI	L	1-4	9-13-1
24	Nov. 27	PHI	L	1-5	9-14-1
25	Nov. 30	at N.J.	T	5-5	9-14-2
26	Dec. 1	WSH	L	1-3	9-15-2
27	Dec. 4	VAN	L	2-4	9-16-2
28	Dec. 6	at CHI	L	2-5	9-17-2
29	Dec. 11	N.J.	W	3-2	10-17-2
30	Dec. 13	at PHI	T	2-2	10-17-3
31	Dec. 15	at QUE	W	7-2	11-17-3
32	Dec. 18	TOR	T	2-2	11-17-4
33	Dec. 20	HFD	W	4-2	12-17-4
34	Dec. 22	PIT	L	3-4	12-18-4
35	Dec. 23	at PIT	W/OT	4-3	13-18-4
36	Dec. 27	at N.J.	T	1-1	13-18-5
37	Dec. 29	CHI	L	1-3	13-19-5
38	Dec. 31	QUE	W	6-3	14-19-5
39	Jan. 2	at BUF	L	4-5	14-20-5
40	Jan. 3	L.A.	L	3-6	14-21-5

GAME	DATE	OPPONENT	RESULTS	SCORE	RECORD
41	Jan. 5	PHI	W	3-2	15-21-5
42	Jan. 8	MIN	L	0-3	15-22-5
43	Jan. 9	at MTL	L/OT	3-4	15-23-5
44	Jan. 12	DET	T	2-2	15-23-6
45	Jan. 13	at QUE	W	4-3	16-23-6
46	Jan. 15	BOS	L	4-5	16-24-6
47	Jan. 17	EDM	L	1-6	16-25-6
48	Jan. 22	NYR	W	3-2	17-25-6
49	Jan. 25	at WPG	L	1-8	17-26-6
50	Jan. 27	at WSH	L/OT	4-5	17-27-6
51	Jan. 29	at HFD	W	8-1	18-27-6
52	Jan. 31	WSH	L/OT	3-4	18-28-6
53	Feb. 2	MTL	T	3-3	18-28-7
54	Feb. 3	HFD	T	1-1	18-28-8
55	Feb. 6	at NYR	L	2-5	18-29-8
56	Feb. 8	at DET	L	4-8	18-30-8
57	Feb. 9	at TOR	L	2-3	18-31-8
58	Feb. 12	MIN	W	5-4	19-31-8
59	Feb. 14	at PIT	L	2-5	19-32-8
60	Feb. 16	PIT	W	4-3	20-32-8
61	Feb. 18	at NYR	W	5-4	21-32-8
62	Feb. 21	at STL	L	2-7	21-33-8
63	Feb. 23	PHI	L	3-5	21-34-8
64	Feb. 24	at PHI	L	3-4	21-35-8
65	Feb. 26	BUF	T	1-1	21-35-9
66	Feb. 28	at BOS	L	0-5	21-36-9
67	Mar. 2	at WSH	L	2-3	21-37-9
68	Mar. 5	N.J.	W	4-3	22-37-9
69	Mar. 7	at DET	L	0-2	22-38-9
70	Mar. 9	NYR	W	6-4	23-38-9
71	Mar. 10	PIT	L	3-4	23-39-9
72	Mar. 13	at EDM	L	1-2	23-40-9
73	Mar. 14	at CGY	L	2-4	23-41-9
74	Mar. 16	at VAN	T	4-4	23-41-10
75	Mar. 21	WSH	L	2-6	23-42-10
76	Mar. 23	STL	L	2-3	23-43-10
77	Mar. 24	at NYR	L	1-3	23-44-10
78	Mar. 28	at STL	L	0-3	23-45-10
79	Mar. 30	BOS	W	5-3	24-45-10
80	Mar. 31	at N.J.	W	3-2	25-45-10

1989-90 NY ISLANDERS • 31-38-11 (73 PTS) • HEAD COACH - AL ARBOUR

PLAYER	GP	G-A	PTS	+/-	PIM
Pat LaFontaine	74	54-51	105	-13	38
Brent Sutter	67	33-35	68	+9	65
Doug Crossman	80	15-44	59	+3	54
Jeff Norton	60	4-49	53	-9	65
Patrick Flatley	62	17-32	49	+10	101
Randy Wood	74	24-24	48	-10	39
Don Maloney	79	16-27	43	+6	47
Derek King	46	13-27	40	+2	20
David Volek	80	17-22	39	-2	41
Hubie McDonough	76	21-15	36+14	36	
with Los Angeles	22	3-4	7	+4	10
with ISLANDERS	54	18-11	29	+10	26
Alan Kerr	75	15-20	35	-1	129
Gary Nylund	64	4-21	25	+8	144
Bryan Trottier	59	13-11	24	-11	29
Brad Lauer	63	6-18	24	+5	19
Gerald Diduck	76	3-17	20	+2	163
David Chyzowski	34	8-6	14	-4	45
Mick Vukota	76	4-8	12	+10	290
Joe Reekie	31	1-8	9	+13	43
Jari Gronstrand	48	3-5	8	-1	29
with Quebec	7	0-1	1	-1	2
with ISLANDERS	41	3-4	7	Even	27

GOALTENDER	GP	MINS	GAA	W	L	T	EN	SO	GA	SA	SV%
Mark Fitzpatrick	47	2653	3.39	19	19	5	4	3	150	1472	.898
Glenn Healy	39	2197	3.50	12	19	6	6	2	128	1210	.894

GAME	DATE	OPPONENT	RESULTS	SCORE	RECORD
1	Oct. 6	at CGY	T	4-4	0-0-1
2	Oct. 7	at EDM	L	1-5	0-1-1
3	Oct. 9	at L.A.	L/OT	5-6	0-2-1
4	Oct. 10	at VAN	W	3-2	1-2-1
5	Oct. 15	MTL	W	2-1	2-2-1
6	Oct. 18	VAN	W	3-2	3-2-1
7	Oct. 22	QUE	W	7-3	4-2-1
8	Oct. 25	TOR	L	3-4	4-3-1
9	Oct. 27	at PHI	L	2-5	4-4-1
10	Oct. 29	at QUE	L/OT	2-3	4-5-1
11	Nov. 1	WPG	L	1-8	4-6-1
12	Nov. 4	at WSH	L	2-4	4-7-1
13	Nov. 5	WSH	W/OT	4-3	5-7-1
14	Nov. 8	NYR	W	4-3	6-7-1
15	Nov. 11	at N.J.	T	3-3	6-7-2
16	Nov. 12	BUF	L	0-3	6-8-2
17	Nov. 15	CGY	L	1-5	6-9-2
18	Nov. 16	at MTL	L	4-5	6-10-2
19	Nov. 19	PIT	W	6-3	7-10-2
20	Nov. 22	WSH	L	2-4	7-11-2
21	Nov. 23	at WSH	L	6-7	7-12-2
22	Nov. 26	NYR	L	4-6	7-13-2
23	Nov. 27	at NYR	L	3-5	7-14-2
24	Nov. 29	at DET	L	3-5	7-15-2
25	Dec. 1	at STL	L	0-8	7-16-2
26	Dec. 3	at PIT	L	2-4	7-17-2
27	Dec. 6	BOS	L	3-4	7-18-2
28	Dec. 9	at N.J.	L	5-6	7-19-2
29	Dec. 10	L.A.	L	3-4	7-20-2
30	Dec. 14	at NYR	L	1-2	7-21-2
31	Dec. 15	PIT	L	2-8	7-22-2
32	Dec. 17	N.J.	W	5-2	8-22-2
33	Dec. 20	at PIT	L	3-5	8-23-2
34	Dec. 22	PHI	L	2-4	8-24-2
35	Dec. 26	at TOR	W	4-3	9-24-2
36	Dec. 31	WSH	W	6-4	10-24-2
37	Jan. 3	PHI	L	1-4	10-25-2
38	Jan. 5	at BOS	W	5-3	11-25-2
39	Jan. 7	NYR	L	1-5	11-26-2
40	Jan. 8	at CHI	L	2-3	11-27-2

PLAYER	GP	G-A	PTS	+/-	PIM
Gilles Thibaudeau	20	4-4	8	+2	17
Tom Fitzgerald	19	2-5	7	-3	4
Ken Baumgartner	65	1-5	6	-4	222
with Los Angeles	12	1-0	1	-10	28
with ISLANDERS	53	0-5	5	+6	194
Mikko Makela	20	2-3	5	-10	2
Derek Laxdal	12	3-1	4	-4	4
Marc Bergevin	18	0-4	4	-8	30
Rich Pilon	14	0-2	2	+2	31
Dean Chynoweth	20	0-2	2	Even	39
Dale Henry	20	0-2	2	-4	2
Mark Fitzpatrick	47	0-2	2	Goalie	18
Shawn Evans	2	1-0	1	-1	0
Paul Gagne	9	1-0	1	-1	4
Wayne McBean	5	0-1	1	-1	2
Jeff Finley	11	0-1	1	Even	0
Glenn Healy	39	0-1	1	Goalie	7
Dale Kushner	2	0-0	0	Even	2
Rob DiMaio	7	0-0	0	Even	2

GAME	DATE	OPPONENT	RESULTS	SCORE	RECORD
41	Jan. 2	L.A.	W	5-3	16-21-4
42	Jan. 6	QUE	W	5-2	17-21-4
43	Jan. 10	at TOR	W	3-1	18-21-4
44	Jan. 11	at MIN	W	8-4	19-21-4
45	Jan. 13	WSH	W	4-2	20-21-4
46	Jan. 16	VAN	W	3-0	21-21-4
47	Jan. 17	at MTL	W	6-3	22-21-4
48	Jan. 19	at WPG	W	6-4	23-21-4
49	Jan. 23	at HFD	L	2-4	23-22-4
50	Jan. 25	at BOS	L	2-5	23-23-4
51	Jan. 27	PIT	W	9-3	24-23-4
52	Jan. 28	N.J.	T	4-4	24-23-5
53	Jan. 30	STL	L	1-2	24-24-5
54	Feb. 2	WSH	W	5-3	25-24-5
55	Feb. 4	at BUF	W	1-0	26-24-5
56	Feb. 6	at PIT	W/OT	8-7	27-24-5
57	Feb. 8	at PHI	T	5-5	27-24-6
58	Feb. 10	at BOS	W/OT	4-3	28-24-6
59	Feb. 13	CGY	L	2-4	28-25-6
60	Feb. 17	CHI	L	1-3	28-26-6
61	Feb. 18	at PHI	L	2-3	28-27-6
62	Feb. 22	at PIT	L/OT	3-4	28-28-6
63	Feb. 24	DET	T	3-3	28-28-7
64	Feb. 25	N.J.	T	3-3	28-28-8
65	Feb. 28	at DET	L	3-4	28-29-8
66	Mar. 2	at NYR	L	3-6	28-30-8
67	Mar. 3	at STL	L	4-5	28-31-8
68	Mar. 6	HFD	L	2-4	28-32-8
69	Mar. 8	at N.J.	L	2-4	28-33-8
70	Mar. 10	BOS	T	3-3	28-33-9
71	Mar. 13	MTL	L	2-4	28-34-9
72	Mar. 15	at PHI	L	4-5	28-35-9
73	Mar. 17	NYR	W	6-3	29-35-9
74	Mar. 18	PIT	T	2-2	29-35-10
75	Mar. 20	at WSH	L	0-3	29-36-10
76	Mar. 22	at L.A.	L	1-3	29-37-10
77	Mar. 24	at EDM	T	5-5	29-37-11
78	Mar. 27	CGY	L	2-4	29-38-11
79	Mar. 28	at TOR	W	6-3	30-38-11
80	Mar. 31	PHI	W	6-2	31-38-11

OPPONENTS

IN THE PAST

STANLEY CUP PLAYOFFS

MEDIA INFORMATION

1988-89 NY ISLANDERS • 28-47-5 (61 PTS) • HEAD COACH - TERRY SIMPSON/AL ARBOUR

PLAYER	GP	G-A	PTS	+/-	PIM
Pat LaFontaine	79	45-43	88	-8	26
Brent Sutter	77	29-34	63	-12	77
David Volek	77	25-34	59	-11	24
Mikko Makela	76	17-28	45	-16	22
Bryan Trottier	73	17-28	45	-7	44
Derek King	60	14-29	43	+10	14
Alan Kerr	71	20-18	38	-5	144
Gerald Diduck	65	11-21	32	+9	155
Tomas Jonsson	53	9-23	32	-13	34
Jeff Norton	69	1-30	31	-24	74
Randy Wood	77	15-13	28	-18	44
Patrick Flatley	41	10-15	25	-5	31
Brad Dalgarno	55	11-10	21	-3	86
Greg Gilbert	55	8-13	21	+1	45
Reed Larson	33	7-13	20	-8	35
Marc Bergevin	69	2-13	15	-1	80
with Chicago	11	0-0	0	-3	18
with ISLANDERS	58	2-13	15	+2	62
Rich Pilon	62	0-14	14	-9	242
Gary Nylund	69	7-10	17	-19	137
with Chicago	23	3-2	5	-4	63
with ISLANDERS	46	4	8	-12	74
Raimo Helminen	24	1-11	12	-15	4
Tom Fitzgerald	23	3-5	8	+1	10

GOALTENDER	GP	MIN	GAA	W	L	T	EN	SO	GA	SA	SV%
Jeff Hackett	13	661	3.54	4	7	0	0	0	39	290	.831
Mark Fitzpatrick	11	626	3.92	3	5	2	0	0	41	272	.869
Kelly Hrudey	50	2804	3.93	18	24	3	2	0	183	1268	.874
Bill Smith	17	730	4.44	3	11	0	6	0	54	308	.851

GAME	DATE	OPPONENT	RESULTS	SCORE	RECORD
1	Oct. 6	at CGY	T	4-4	0-0-1
2	Oct. 7	at EDM	L	1-5	0-1-1
3	Oct. 9	at L.A.	L/OT	5-6	0-2-1
4	Oct. 10	at VAN	W	3-2	1-2-1
5	Oct. 15	MTL	W	2-1	2-2-1
6	Oct. 18	VAN	W	3-2	3-2-1
7	Oct. 22	QUE	W	7-3	4-2-1
8	Oct. 25	TOR	L	3-4	4-3-1
9	Oct. 27	at PHI	L	2-5	4-4-1
10	Oct. 29	at QUE	L/OT	2-3	4-5-1
11	Nov. 1	WPG	L	1-8	4-6-1
12	Nov. 4	at WSH	L	2-4	4-7-1
13	Nov. 5	WSH	W/OT	4-3	5-7-1
14	Nov. 8	NYR	W	4-3	6-7-1
15	Nov. 11	at N.J.	T	3-3	6-7-2
16	Nov. 12	BUF	L	0-3	6-8-2
17	Nov. 15	CGY	L	1-5	6-9-2
18	Nov. 16	at MTL	L	4-5	6-10-2
19	Nov. 19	PIT	W	6-3	7-10-2
20	Nov. 22	WSH	L	2-4	7-11-2
21	Nov. 23	at WSH	L	6-7	7-12-2
22	Nov. 26	NYR	L	4-6	7-13-2
23	Nov. 27	at NYR	L	3-5	7-14-2
24	Nov. 29	at DET	L	3-5	7-15-2
25	Dec. 1	at STL	L	0-8	7-16-2
26	Dec. 3	at PIT	L	2-4	7-17-2
27	Dec. 6	BOS	L	3-4	7-18-2
28	Dec. 9	at N.J.	L	5-6	7-19-2
29	Dec. 10	L.A.	L	3-4	7-20-2
30	Dec. 14	at NYR	L	1-2	7-21-2
31	Dec. 15	PIT	L	2-8	7-22-2
32	Dec. 17	N.J.	W	5-2	8-22-2
33	Dec. 20	at PIT	L	3-5	8-23-2
34	Dec. 22	PHI	L	2-4	8-24-2
35	Dec. 26	at TOR	W	4-3	9-24-2
36	Dec. 31	WSH	W	6-4	10-24-2
37	Jan. 3	PHI	L	1-4	10-25-2
38	Jan. 5	at BOS	W	5-3	11-25-2
39	Jan. 7	NYR	L	1-5	11-26-2
40	Jan. 8	at CHI	L	2-3	11-27-2

PLAYER	GP	G-A	PTS	+/-	PIM
Rich Kromm	20	1-6	7	-3	4
Steve Konroyd	21	1-5	6	-5	2
Bob Bassen	19	1-4	5	Even	21
Brad Lauer	14	3-2	5	-2	2
Mick Vukota	48	2-2	4	-17	237
Dale Henry	22	2-2	4	-4	66
Ken Morrow	34	1-3	4	-7	32
Bill Berg	7	1-2	3	-2	10
Mike Walsh	13	2-0	2	-7	4
Mike Stevens	9	1-0	1	-1	14
Rob DiMaio	16	1-0	1	-6	30
Mark Fitzpatrick	28	0-2	2	Goalie	4
with Los Angeles	17	0-1	1	Goalie	2
with ISLANDERS	11	0-1	1	Goalie	2
Jeff Hackett	13	0-1	1	Goalie	2
Wayne McBean	52	0-6	6	-13	35
with Los Angeles	33	0-5	5	-9	23
with ISLANDERS	19	0-1	1	-4	12
Kelly Hrudey	50	0-1	1	Goalie	17
Bill Smith	17	0-0	0	Goalie	8
Chris Pryor	7	0-0	0	-6	25
Dean Chynoweth	6	0-0	0	-4	48
Jeff Finley	4	0-0	0	+1	6
Rod Dallman	1	0-0	0	-1	15

GAME	DATE	OPPONENT	RESULTS	SCORE	RECORD
41	Jan. 10	at PIT	L	3-5	11-28-2
42	Jan. 13	at N.J.	W	5-3	12-28-2
43	Jan. 14	CHI	L	3-5	12-29-2
44	Jan. 17	PIT	W	5-2	13-29-2
45	Jan. 19	L.A.	W	4-2	14-29-2
46	Jan. 21	MIN	W	8-6	15-29-2
47	Jan. 24	N.J.	T	2-2	15-29-3
48	Jan. 26	WPG	W	8-6	16-29-3
49	Jan. 28	at PHI	L	4-7	16-30-3
50	Jan. 30	at NYR	L	3-7	16-31-3
51	Feb. 2	TOR	L	1-4	16-32-3
52	Feb. 4	HFD	W	5-3	17-32-3
53	Feb. 5	at QUE	W	3-2	18-32-3
54	Feb. 10	at CHI	L	1-3	18-33-3
55	Feb. 11	at STL	L	0-5	18-34-3
56	Feb. 14	EDM	W	5-3	19-34-3
57	Feb. 16	STL	W	7-3	20-34-3
58	Feb. 18	PHI	W	3-2	21-34-3
59	Feb. 19	at PHI	L	4-5	21-35-3
60	Feb. 21	DET	L	5-6	21-36-3
61	Feb. 22	at BUF	L	5-7	21-37-3
62	Feb. 25	PIT	T	5-5	21-37-4
63	Feb. 28	HFD	L	1-3	21-38-4
64	Mar. 1	at DET	L	5-6	21-39-4
65	Mar. 4	at MIN	L	3-4	21-40-4
66	Mar. 5	at WPG	W	4-3	22-40-4
67	Mar. 7	BOS	L	1-2	22-41-4
68	Mar. 9	PHI	T	4-4	22-41-5
69	Mar. 11	N.J.	W/OT	3-2	23-41-5
70	Mar. 13	at MTL	W	5-3	24-41-5
71	Mar. 14	at HFD	L	2-8	24-42-5
72	Mar. 18	at VAN	L	1-2	24-43-5
73	Mar. 19	at EDM	L	2-3	24-44-5
74	Mar. 21	at CGY	L	1-4	24-45-5
75	Mar. 23	MIN	W	3-1	25-45-5
76	Mar. 26	at WSH	L	2-3	25-46-5
77	Mar. 28	WSH	W	5-4	26-46-5
78	Mar. 29	at N.J.	W/OT	5-4	27-46-5
79	Apr. 1	BUF	L	3-4	27-47-5
80	Apr. 2	at NYR	W	6-4	28-47-5

1987-88 NY ISLANDERS • 39-31-10 (88 PTS) • HEAD COACH - TERRY SIMPSON

PLAYER	GP	G-A	PTS	+/-	PIM
Pat LaFontaine	75	47-45	92	+12	52
Bryan Trottier	77	30-52	82	+10	48
Mikko Makela	73	36-40	76	+14	22
Brent Sutter	70	29-31	60	+13	55
Alan Kerr	80	24-34	58	+30	198
Denis Potvin	72	19-32	51	+26	112
Tomas Jonsson	72	6-41	47	+6	115
Greg Gilbert	76	17-28	45	+14	46
Randy Wood	75	22-16	38	-2	80
Derek King	55	12-24	36	+7	30
Brad Lauer	69	17-18	35	+13	67
Patrick Flatley	40	9-15	24	+7	28
Bob Bassen	77	6-16	22	+8	99
Dale Henry	48	5-15	20	+8	115
Gerald Diduck	68	7-12	19	+22	113
Ken Leiter	51	4-13	17	+18	24
Gord Dineen	57	4-12	16	+9	62
Steve Konroyd	62	2-15	17	+16	99

PLAYER	GP	G-A	PTS	+/-	PIM
Rich Kromm	71	5-10	15	+2	20
Brad Dalgarno	38	2-8	10	+4	58
Jeff Norton	15	1-6	7	+3	14
Ken Morrow	53	1-4	5	Even	40
Jeff Finley	10	0-5	5	+5	15
Todd McLellan	5	1-1	2	-1	0
Kelly Hrudey	47	0-2	2	Goalie	20
Rod Dallman	3	1-0	1	+1	6
Mick Vukota	17	1-0	1	+1	82
Brian Curran	22	0-1	1	-9	68
Ari Haanpaa	1	0-0	0	-2	0
Neal Coulter	1	0-0	0	-1	0
Chris Pryor	4	0-0	0	Even	8
with Minnesota	3	0-0	0	-1	6
with ISLANDERS	1	0-0	0	+1	2
Mike Walsh	1	0-0	0	Even	0
Bill Smith	38	0-0	0	Goalie	20
Todd Okerlund	4	0-0	0	Even	2

GOALTENDER	GP	MINS	GAA	W	L	T	EN	SO	GA	SA	SV%
Bill Smith	38	2105	3.22	17	14	5	1	2	113	948	.893
Kelly Hrudey	47	2751	3.34	22	17	5	0	3	153	1314	.896

GAME	DATE	OPPONENT	RESULTS	SCORE	RECORD
1	Oct. 8	at L.A.	W	4-1	1-0-0
2	Oct. 10	at VAN	W	7-1	2-0-0
3	Oct. 15	at PHI	W	6-0	3-0-0
4	Oct. 17	PHI	L	3-4	3-1-0
5	Oct. 20	CGY	W	5-4	4-1-0
6	Oct. 23	at N.J.	L	3-5	4-2-0
7	Oct. 24	N.J.	W	2-1	5-2-0
8	Oct. 27	CHI	T	4-4	5-2-1
9	Oct. 28	at TOR	L	2-5	5-3-1
10	Oct. 31	NYR	W	8-2	6-3-1
11	Nov. 1	at BOS	W/OT	6-5	7-3-1
12	Nov. 3	N.J.	W	6-3	8-3-1
13	Nov. 5	PIT	L	2-4	8-4-1
14	Nov. 7	DET	W/OT	4-3	9-4-1
15	Nov. 10	WSH	W/OT	4-3	10-4-1
16	Nov. 12	at STL	W	4-3	11-4-1
17	Nov. 14	WPG	W	7-3	12-4-1
18	Nov. 17	L.A.	W	4-3	13-4-1
19	Nov. 18	at MTL	L	2-5	13-5-1
20	Nov. 21	at PHI	W	6-4	14-5-1
21	Nov. 24	TOR	L	3-4	14-6-1
22	Nov. 28	NYR	W	5-4	15-6-1
23	Nov. 29	at NYR	L	1-3	15-7-1
24	Dec. 2	at PIT	W	7-1	16-7-1
25	Dec. 4	at WSH	W	6-4	17-7-1
26	Dec. 8	MTL	L	2-3	17-8-1
27	Dec. 11	at PIT	L	4-6	17-9-1
28	Dec. 12	N.J.	W	5-3	18-9-1
29	Dec. 15	STL	T	2-2	18-9-2
30	Dec. 17	at PHI	L	3-4	18-10-2
31	Dec. 19	PHI	L	4-5	18-11-2
32	Dec. 22	at WPG	L	2-5	18-12-2
33	Dec. 23	at CHI	L	5-7	18-13-2
34	Dec. 26	BOS	W	2-1	19-13-2
35	Dec. 28	at N.J.	L	4-6	19-14-2
36	Dec. 29	NYR	T	3-3	19-14-3
37	Jan. 2	PIT	W	3-2	20-14-3
38	Jan. 5	MIN	T	3-3	20-14-4
39	Jan. 8	at CGY	L	4-7	20-15-4
40	Jan. 9	at EDM	L	1-5	20-16-4

GAME	DATE	OPPONENT	RESULTS	SCORE	RECORD
41	Jan. 12	at PIT	T	5-5	20-16-5
42	Jan. 14	QUE	W	8-5	21-16-5
43	Jan. 16	N.J.	W	4-2	22-16-5
44	Jan. 17	at BUF	L	2-5	22-17-5
45	Jan. 19	PIT	L	4-6	22-18-5
46	Jan. 21	at HFD	L	3-4	22-19-5
47	Jan. 23	EDM	W	3-2	23-19-5
48	Jan. 27	at MIN	L	1-2	23-20-5
49	Jan. 29	at BUF	W	5-2	24-20-5
50	Jan. 30	MTL	L	2-6	24-21-5
51	Feb. 2	NYR	T	2-2	24-21-6
52	Feb. 5	at WSH	W	4-2	25-21-6
53	Feb. 6	BUF	W	6-4	26-21-6
54	Feb. 11	at TOR	L	3-4	26-22-6
55	Feb. 12	at WSH	L	2-6	26-23-6
56	Feb. 14	at NYR	T	4-4	26-23-7
57	Feb. 16	CGY	W	9-3	27-23-7
58	Feb. 18	at PHI	T	3-3	27-23-8
59	Feb. 20	HFD	W	3-0	28-23-8
60	Feb. 21	at HFD	W	7-2	29-23-8
61	Feb. 23	VAN	W	6-1	30-23-8
62	Feb. 25	CHI	T	1-1	30-23-9
63	Feb. 27	WSH	L	0-3	30-24-9
64	Mar. 1	STL	W	2-0	31-24-9
65	Mar. 2	at NYR	L	1-3	31-25-9
66	Mar. 5	at PIT	L	3-8	31-26-9
67	Mar. 6	at QUE	W	2-0	32-26-9
68	Mar. 8	VAM	W	7-4	33-26-9
69	Mar. 10	QUE	L	3-4	33-27-9
70	Mar. 12	DET	L	3-4	33-28-9
71	Mar. 13	at DET	L	1-5	33-29-9
72	Mar. 18	at WSH	T	3-3	33-29-10
73	Mar. 20	at WPG	W	6-0	34-29-10
74	Mar. 21	at MIN	W	5-1	35-29-10
75	Mar. 23	at LAK	W	6-2	36-29-10
76	Mar. 26	EDM	W	5-4	37-29-10
77	Mar. 29	PHI	W	5-3	38-29-10
78	Mar. 31	WSH	W	7-3	39-29-10
79	Apr. 2	at NJ	L	2-5	39-30-10
80	Apr. 3	at BOS	L	5-3	39-31-10

OPPONENTS

IN THE PAST

STANLEY CUP PLAYOFFS

MEDIA INFORMATION

1986-87 NY ISLANDERS • 35-33-12 (82 PTS) • HEAD COACH - TERRY SIMPSON

PLAYER	GP	G-A	PTS	+/-	PIM
Bryan Trottier	80	23-64	87	+2	50
Mike Bossy	63	38-37	75	-8	33
Pat LaFontaine	80	38-32	70	-10	70
Brent Sutter	69	27-36	63	+23	73
Mikko Makela	80	24-33	57	+3	24
Patrick Flatley	63	16-35	51	+17	81
Denis Potvin	58	12-30	42	-6	70
Duane Sutter	80	14-17	31	+1	169
Tomas Jonsson	47	6-25	31	-8	36
Rich Kromm	70	12-17	29	+2	20
Ken Leiter	74	9-20	29	+1	30
Randy Boyd	30	7-17	24	Even	37
Brad Lauer	61	7-14	21	Even	65
Steve Konroyd	75	5-16	21	-5	70
Bob Bassen	77	7-10	17	-17	89

PLAYER	GP	G-A	PTS	+/-	PIM
Alan Kerr	72	7-10	17	-10	175
Gord Dineen	71	4-10	14	-8	110
Greg Gilbert	51	6-7	13	-12	26
Ken Morrow	64	3-8	11	+7	32
Ari Haanpaa	41	6-4	10	+8	17
Brian Curran	68	0-10	10	+3	356
Dale Henry	19	3-3	6	+2	46
Gerald Diduck	30	2-3	5	-3	67
Neal Coulter	9	2-1	3	-2	7
Bill Smith	40	0-2	2	Goalie	37
Randy Wood	6	1-0	1	-1	4
Mark Hamway	2	0-1	1	-1	0
Kelly Hrudey	46	0-1	1	Goalie	37
Derek King	2	0-0	0	Even	0

GOALTENDER	GP	MIN	GAA	W	L	T	EN	SO	GA	SA	SV%
Kelly Hrudey	46	2634	3.30	21	15	7	1	0	145	1073	.881
Bill Smith	40	2252	3.53	14	18	5	3	1	132	872	.869

GAME	DATE	OPPONENT	RESULTS	SCORE	RECORD
1	Oct.9	at CHI	L	2-3	0-1-0
2	Oct.11	at L.A.	L	4-5	0-2-0
3	Oct.16	WSH	W	7-4	1-2-0
4	Oct.18	NYR	L	2-3	1-3-0
5	Oct.19	at NYR	T	2-2	1-3-1
6	Oct.21	N.J.	W	6-3	2-3-1
7	Oct.25	L.A.	W	4-3	3-3-1
8	Oct.28	PHI	W	2-1	4-3-1
9	Oct.30	at N.J.	L/OT	6-7	4-4-1
10	Nov.1	WPG	W	7-4	5-4-1
11	Nov.4	WSH	W	7-1	6-4-1
12	Nov.5	at HFD	L	2-3	6-5-1
13	Nov.8	DET	W/OT	2-1	7-5-1
14	Nov.9	at BUF	W	4-3	8-5-1
15	Nov.11	EDM	L/OT	2-3	8-6-1
16	Nov.15	at MIN	W	7-3	9-6-1
17	Nov.16	at WPG	L	1-3	9-7-1
18	Nov.18	at QUE	W/OT	4-3	10-7-1
19	Nov.20	TOR	W	6-4	11-7-1
20	Nov.22	HFD	L	3-6	11-8-1
21	Nov.25	PIT	W	5-1	12-8-1
22	Nov.26	at PIT	W	3-2	13-8-1
23	Nov.29	PHI	L	5-6	13-9-1
24	Dec.2	at CGY	T	3-3	13-9-2
25	Dec.3	at EDM	L	1-7	13-10-2
26	Dec.5	at VAN	W	4-3	14-10-2
27	Dec.7	at BOS	L	1-3	14-11-2
28	Dec.9	L.A.	L	2-7	14-12-2
29	Dec.11	at N.J.	W	8-4	15-12-2
30	Dec.13	N.J.	W	4-2	16-12-2
31	Dec.16	MIN	W	4-2	17-12-2
32	Dec.18	at PHI	L	4-9	17-13-2
33	Dec.20	NYR	W	5-2	18-13-2
34	Dec.23	PIT	W/OT	4-3	19-13-2
35	Dec.26	at WSH	L	1-2	19-14-2
36	Dec.27	at PIT	T	3-3	19-14-3
37	Dec.30	CHI	L	3-5	19-15-3
38	Dec.31	at NYR	L/OT	3-4	19-16-3
39	Jan.3	BOS	L	4-5	19-17-3
40	Jan.6	MIN	W	5-3	20-17-3

GAME	DATE	OPPONENT	RESULTS	SCORE	RECORD
41	Jan.9	at NYR	W	2-1	21-17-3
42	Jan.10	TOR	W	3-2	22-17-3
43	Jan.13	PIT	T	3-3	22-17-4
44	Jan.15	WSH	L	2-3	22-18-4
45	Jan.17	PHI	L	2-4	22-19-4
46	Jan.18	at PHI	W	3-1	23-19-4
47	Jan.20	CGY	L	1-3	23-20-4
48	Jan.21	at DET	L	5-8	23-21-4
49	Jan.24	at QUE	W/OT	2-1	24-21-4
50	Jan.27	WPG	T	2-2	24-21-5
51	Jan.30	at WSH	T	3-3	24-21-6
52	Jan.31	HFD	W	4-2	25-21-6
53	Feb.4	at VAN	L	1-4	25-22-6
54	Feb.6	at EDM	T	3-3	25-22-7
55	Feb.7	at CGY	L	1-4	25-23-7
56	Feb.14	BUF	L	1-5	25-24-7
57	Feb.17	PHI	L	2-3	25-25-7
58	Feb.18	at MTL	T	1-1	25-25-8
59	Feb.21	MTL	W	6-5	26-25-8
60	Feb.22	at N.J.	W	7-0	27-25-8
61	Feb.24	at STL	L	2-	27-26-8
62	Feb.26	PIT	W	5-4	28-26-8
63	Feb.28	STL	T	3-3	28-26-9
64	Mar.3	BOS	T	4-4	28-26-10
65	Mar.4	at NYR	L	5-7	28-27-10
66	Mar.7	at TOR	L	2-7	28-28-10
67	Mar.8	at CHI	W	6-5	29-28-10
68	Mar.10	at PIT	W	6-3	30-28-10
69	Mar.13	at N.J.	L	1-4	30-29-10
70	Mar.14	N.J.	W/OT	7-6	31-29-10
71	Mar.16	at MTL	L	0-3	31-30-10
72	Mar.19	at DET	W	3-2	32-30-10
73	Mar.21	NYR	W	4-3	33-30-10
74	Mar.24	WSH	L	1-3	33-31-10
75	Mar.26	VAN	L	2-5	33-32-10
76	Mar.27	at WSH	T	2-2	33-32-11
77	Mar.31	at STL	W	4-3	34-32-11
78	Apr.2	QUE	L	1-4	34-33-11
79	Apr.4	BUF	T	6-6	34-33-12
80	Apr.5	at PHI	W	9-5	35-33-12

1985-86 NY ISLANDERS • 39-29-12 (90 PTS) • HEAD COACH - AL ARBOUR

PLAYER	GP	G-A	PTS	+/-	PIM
Mike Bossy	80	61-62	123	+30	14
Bryan Trottier	78	37-59	96	+29	72
John Tonelli	65	20-41	61	+22	50
Denis Potvin	74	21-38	59	+78	76
Brent Sutter	61	24-31	55	+11	74
Pat LaFontaine	65	30-23	53	+16	43
Duane Sutter	80	20-33	53	+15	157
Patrick Flatley	73	18-34	52	+20	66
Tomas Jonsson	77	14-30	44	+16	62
Rich Kromm	77	19-24	43	+17	35
with Calgary	63	12-17	29	+9	31
with ISLANDERS	14	7-7	14	+8	4
Mikko Makela	58	16-20	36	+12	28
Paul Boutilier	77	4-30	34	-5	100
Bob Bourne	62	17-15	32	-7	36
Steve Konroyd	73	7-25	32	+24	80
with Calgary	59	7-20	27	+20	64
with ISLANDERS	14	0-5	5	+4	16
Greg Gilbert	60	9-19	28	+5	79
Stefan Persson	56	1-19	20	-3	40

PLAYER	GP	G-A	PTS	+/-	PIM
Mark Hamway	49	5-12	17	-5	9
Clark Gillies	55	4-10	14	-8	55
Randy Boyd	55	2-12	14	+9	79
Roger Kortko	52	5-8	13	-11	19
Ken Morrow	69	0-12	12	+24	22
Gord Dineen	57	1-8	9	+15	81
Neal Coulter	16	3-4	7	-1	2
Ari Haanpaa	18	0-7	7	Even	20
Dale Henry	7	1-3	4	Even	15
Bob Bassen	11	2-1	3	Even	6
Ken Leiter	9	1-2	3	+1	6
Gerald Diduck	10	1-2	3	+5	2
Scott Howson	10	1-2	3	+2	2
Bill Smith	41	0-3	3	Goalie	49
Kelly Hrudey	45	0-3	3	Goalie	14
Bob Nystrom	14	1-1	2	-4	16
Brad Dalgarno	2	1-0	1	+1	0
Alan Kerr	7	0-1	1	+1	16
Glenn Johannesen	2	0-0	0	-1	0

GOALTENDER	GP	MINS	GAA	W	L	T	EN	SO	GA	SA	SV%
Kelly Hrudey	45	2557	3.21	19	15	8	0	1	137	1318	.906
Bill Smith	41	2303	3.73	20	14	4	0	1	143	1061	.881

GAME	DATE	OPPONENT	RESULTS	SCORE	RECORD
1	Oct. 12	at L.A.	W	5-4 OT	1-0-0
2	Oct. 14	at VAN	L	2-4	1-1-0
3	Oct. 16	at EDM	L	4-6	1-2-0
4	Oct. 19	NYR	W	5-4	2-2-0
5	Oct. 22	VAN	T	2-2	2-2-1
6	Oct. 24	QUE	W	6-5	3-2-1
7	Oct. 26	at STL	W	5-2	4-2-1
8	Oct. 29	L.A.	L	2-3	4-3-1
9	Nov. 1	at WSH	L	3-5	4-4-1
10	Nov. 2	WSH	W	5-3	5-4-1
11	Nov. 5	CGY	T	4-4	5-4-2
12	Nov. 6	at TOR	W	5-4	6-4-2
13	Nov. 9	N.J.	W	3-2	7-4-2
14	Nov. 12	MTL	L	2-3	7-5-2
15	Nov. 16	EDM	T	4-4	7-5-3
16	Nov. 17	at PHI	L/OT	4-5	7-6-3
17	Nov. 19	PHI	W	8-6	8-6-3
18	Nov. 21	at BOS	T	4-4	8-6-4
19	Nov. 23	NYR	L	0-5	8-7-4
20	Nov. 24	at NYR	W/OT	4-3	9-7-4
21	Nov. 27	at MIN	T	4-4	9-7-5
22	Nov. 29	at WPG	W	4-1	10-7-5
23	Nov. 30	at CGY	L	3-4	10-8-5
24	Dec. 3	WPG	T	4-4	10-8-6
25	Dec. 6	at QUE	L	3-7	10-9-6
26	Dec. 7	QUE	L	1-4	10-10-6
27	Dec. 10	PIT	W	7-4	11-10-6
28	Dec. 11	at PIT	T	4-4	11-10-7
29	Dec. 14	STL	T	2-2	11-10-8
30	Dec. 17	BUF	W	7-3	12-10-8
31	Dec. 20	at NYR	T	2-2	12-10-9
32	Dec. 21	NYR	L	4-5	12-11-9
33	Dec. 23	at HFD	W	6-3	13-11-9
34	Dec. 26	HFD	L	3-4	13-12-9
35	Dec. 28	at PIT	W	4-2	14-12-9
36	Dec. 29	at BUF	L	3-4	14-13-9
37	Dec. 31	at DET	W/OT	5-4	15-13-9
38	Jan. 2	BOS	W	7-5	16-13-9
39	Jan. 4	CHI	L	1-4	16-14-9
40	Jan. 7	MIN	L	2-3	16-15-9

GAME	DATE	OPPONENT	RESULTS	SCORE	RECORD
41	Jan. 9	PIT	W	9-0	17-15-9
42	Jan. 11	DET	W	8-2	18-15-9
43	Jan. 15	at PIT	L	1-2	18-16-9
44	Jan. 17	at PHI	W	4-3	19-16-9
45	Jan. 18	at MTL	L	0-3	19-17-9
46	Jan. 21	PHI	W	7-3	20-17-9
47	Jan. 24	at WSH	W	7-5	21-17-9
48	Jan. 25	CHI	T	3-3	21-17-10
49	Jan. 28	TOR	W	9-2	22-17-10
50	Jan. 30	PHI	W	8-4	23-17-10
51	Feb. 1	PIT	W	4-3	24-17-10
52	Feb. 2	at N.J.	W/OT	3-2	25-17-10
53	Feb. 5	at CHI	L	2-3	25-18-10
54	Feb. 8	at L.A.	W	4-3	26-18-10
55	Feb. 11	VAN	W	1-0	27-18-10
56	Feb. 13	at PHI	L	3-6	27-19-10
57	Feb. 15	N.J.	W	6-5	28-19-10
58	Feb. 18	WSH	L	4-5	28-20-10
59	Feb. 21	at BUF	L	1-5	28-21-10
60	Feb. 22	DET	W	5-2	29-21-10
61	Feb. 26	at N.J.	L	2-7	29-22-10
62	Feb. 28	at WPG	W	6-3	30-22-10
63	Mar. 1	at MIN	L	4-5	30-23-10
64	Mar. 4	MTL	W	6-3	31-23-10
65	Mar. 8	WSH	L	2-6	31-24-10
66	Mar. 9	at WSH	L	1-3	31-25-10
67	Mar. 11	CGY	W	8-4	32-25-10
68	Mar. 13	at HFD	W	3-2	33-25-10
69	Mar. 15	N.J.	W	3-1	34-25-10
70	Mar. 16	at NYR	L	1-3	34-26-10
71	Mar. 18	NYR	W	6-2	35-26-10
72	Mar. 20	at TOR	W	7-1	36-26-10
73	Mar. 22	at BOS	T	3-3	36-26-11
74	Mar. 25	STL	L	0-2	36-27-11
75	Mar. 28	at WSH	W	4-3	37-27-11
76	Mar. 29	EDM	T	4-4	37-27-12
77	Apr. 1	at PHI	L	2-4	37-28-12
78	Apr. 2	at PIT	W	7-2	38-28-12
79	Apr. 5	N.J.	W	7-1	39-28-12
80	Apr. 6	at N.J.	L	7-9	39-29-12

OPPONENTS

IN THE PAST

STANLEY CUP PLAYOFFS

MEDIA INFORMATION

1984-85 NY ISLANDERS • 40-34-6 (86 PTS) • HEAD COACH - AL ARBOUR

PLAYER	GP	G-A	PTS	+/-	PIM
Mike Bossy	76	58-59	117	+37	38
Brent Sutter	72	42-60	102	+42	51
John Tonelli	80	42-58	100	+50	95
Denis Potvin	77	17-51	68	+36	96
Bryan Trottier	68	28-31	59	+5	47
Pat LaFontaine	67	19-35	54	+9	32
Patrick Flatley	78	20-31	51	-8	104
Tomas Jonsson	69	16-34	50	-1	58
Duane Sutter	78	17-24	41	-12	172
Greg Gilbert	58	13-25	38	-4	36
Paul Boutilier	78	12-23	35	Even	90
Clark Gillies	54	15-17	32	Even	73
Stefan Persson	54	3-19	22	+8	30
Bob Bourne	44	8-12	20	-8	51
Anders Kallur	51	10-8	18	-9	26
Gord Dineen	48	1-12	13	+10	89
Dave Langevin	56	0-13	13	-6	35

PLAYER	GP	G-A	PTS	+/-	PIM
Roger Kortko	27	2-9	11	-3	9
Gerald Diduck	65	2-8	10	+2	80
Gord Lane	57	1-8	9	+10	83
Ken Morrow	15	1-7	8	+5	14
Bob Nystrom	36	2-5	7	+6	58
Butch Goring	29	2-5	7	-11	2
Mats Hallin	38	5-0	5	-7	50
Scott Howson	8	4-1	5	+4	2
Alan Kerr	19	3-1	4	-7	24
Dale Henry	15	2-1	3	+1	14
Ron Handy	10	0-2	2	-1	0
Ken Leiter	5	0-2	2	Even	2
Kelly Hrudey	41	0-1	1	Goalie	17
Roland Melanson	8	0-0	0	Goalie	0
Vern Smith	1	0-0	0	Even	0
Mark Hamway	2	0-0	0	Even	0
Bill Smith	37	0-0	0	Goalie	25

GOALTENDER	GP	MIN	GAA	W	L	T	EN	SO	GA	SA	SV%
Kelly Hrudey	41	2335	3.62	19	17	3	2	2	141	1093	.886
Bill Smith	37	2090	3.82	18	14	3	1	0	133	967	.879
Roland Melanson	8	425	4.94	3	3	0	0	0	35	222	.864

GAME	DATE	OPPONENT	RESULTS	SCORE	RECORD
1	Oct. 10	at N.J.	L	2-7	0-1-0
2	Oct. 13	CHI	W/OT	7-6	1-1-0
3	Oct. 16	N.J.	W	6-4	2-1-0
4	Oct. 17	at DET	W	6-4	3-1-0
5	Oct. 20	L.A.	W	8-3	4-1-0
6	Oct. 21	at NYR	L	5-6	4-2-0
7	Oct. 23	VAN	W	6-5	5-2-0
8	Oct. 27	BOS	L	3-8	5-3-0
9	Oct. 30	NYR	W	7-3	6-3-0
10	Nov. 1	at MTL	L/OT	5-6	6-4-0
11	Nov. 3	at QUE	L	4-5	6-5-0
12	Nov. 4	at BOS	L	3-6	6-6-0
13	Nov. 6	STL	W	6-3	7-6-0
14	Nov. 9	at NYR	L/OT	4-5	7-7-0
15	Nov. 10	PIT	W	5-4	8-7-0
16	Nov. 15	MIN	W	6-1	9-7-0
17	Nov. 17	NYR	W	10-4	10-7-0
18	Nov. 18	at PHI	T	3-3	10-7-1
19	Nov. 20	WSH	W	5-3	11-7-1
20	Nov. 23	at WSH	W	5-1	12-7-1
21	Nov. 24	BUF	W	6-3	13-7-1
22	Nov. 28	at CGY	L	2-5	13-8-1
23	Nov. 30	at WPG	W	5-2	14-8-1
24	Dec. 3	at VAN	W	5-4	15-8-1
25	Dec. 5	at EDM	L	4-6	15-9-1
26	Dec. 8	HFD	L/OT	3-4	15-10-1
27	Dec. 11	N.J.	L	5-7	15-11-1
28	Dec. 12	at PIT	L	3-4	15-12-1
29	Dec. 15	PHI	W	6-2	16-12-1
30	Dec. 18	WPG	W	7-4	17-12-1
31	Dec. 21	at HFD	W	1-0	18-12-1
32	Dec. 22	PIT	W	5-2	19-12-1
33	Dec. 26	at PIT	L	5-6	19-13-1
34	Dec. 27	WSH	L/OT	4-5	19-14-1
35	Dec. 29	at STL	W	5-1	20-14-1
36	Dec. 31	at MIN	L	3-4	20-15-1
37	Jan. 2	at DET	W	7-2	21-15-1
38	Jan. 5	BUF	L	3-7	21-16-1
39	Jan. 8	MTL	W	3-1	22-16-1
40	Jan. 10	at N.J.	W	3-2	23-16-1

GAME	DATE	OPPONENT	RESULTS	SCORE	RECORD
41	Jan. 12	PHI	W	5-3	24-16-1
42	Jan. 13	at CHI	W	6-5	25-16-1
43	Jan. 15	at VAN	L/OT	5-6	25-17-1
44	Jan. 16	at EDM	T	3-3	25-17-2
45	Jan. 19	at L.A.	L/OT	5-6	25-18-2
46	Jan. 22	DET	L	4-5	25-19-2
47	Jan. 24	TOR	W	4-1	26-19-2
48	Jan. 26	WSH	L	1-5	26-20-2
49	Jan. 27	at WSH	L	2-5	26-21-2
50	Jan. 29	MIN	T	4-4	26-21-3
51	Feb. 1	at N.J.	L	2-3	26-22-3
52	Feb. 2	at PIT	W	4-0	27-22-3
53	Feb. 5	PHI	W	7-5	28-22-3
54	Feb. 7	NYR	W	7-5	29-22-3
55	Feb. 9	PIT	W	4-1	30-22-3
56	Feb. 16	HFD	T	4-4	30-22-4
57	Feb. 17	at NYR	L	3-9	30-23-4
58	Feb. 19	CGY	W	8-4	31-23-4
59	Feb. 21	WPG	L	2-3	31-24-4
60	Feb. 23	BOS	W	7-1	32-24-4
61	Feb. 24	at MTL	L/OT	3-4	32-25-4
62	Feb. 27	at CGY	L	1-3	32-26-4
63	Mar. 2	at TOR	L	2-4	32-27-4
64	Mar. 3	at BUF	W	3-2	33-27-4
65	Mar. 5	PHI	L/OT	4-5	33-28-4
66	Mar. 7	at N.J.	T	4-4	33-28-5
67	Mar. 9	TOR	W	4-2	34-28-5
68	Mar. 12	at STL	W	6-5	35-28-5
69	Mar. 3	at CHI	W	4-3	36-28-5
70	Mar. 16	WSH	W	6-4	37-28-5
71	Mar. 17	at PHI	L	3-5	37-29-5
72	Mar. 19	L.A.	W	3-2	38-29-5
73	Mar. 21	QUE	L	1-5	38-30-5
74	Mar. 24	at NYR	W	5-2	39-30-5
75	Mar. 26	EDM	L	5-7	39-31-5
76	Mar. 28	at QUE	L	2-4	39-32-5
77	Mar. 30	at WSH	L	3-4	39-33-5
78	Apr. 2	PIT	W	4-3	40-33-5
79	Apr. 4	at PHI	L	0-3	40-34-5
80	Apr. 6	N.J.	T	5-5	40-34-6

1983-84 NY ISLANDERS • 50-26-4 (104 PTS) • HEAD COACH - AL ARBOUR

PLAYER	GP	G-A	PTS	+/-	PIM
Mike Bossy	67	51-67	118	+66	8
Bryan Trottier	68	40-71	111	+70	59
Denis Potvin	78	22-63	85	+55	87
John Tonelli	73	27-40	67	+21	66
Greg Gilbert	79	31-35	66	+51	59
Bob Bourne	78	22-34	56	+12	75
Brent Sutter	69	34-15	49	+4	69
Tomas Jonsson	72	11-36	47	+12	54
Butch Goring	71	22-24	46	+9	8
Bob Nystrom	74	15-29	44	+9	80
Duane Sutter	78	17-23	40	+2	94
Stefan Persson	75	9-24	33	+30	65
Clark Gillies	76	12-16	28	+5	65
Anders Kallur	65	9-14	23	Even	24
Pat LaFontaine	15	13-6	19	+9	6
Dave Langevin	69	3-16	19	+26	53

PLAYER	GP	G-A	PTS	+/-	PIM
Ken Morrow	63	3-11	14	+26	45
Gord Dineen	43	1-11	12	+10	32
Wayne Merrick	31	6-5	11	+2	10
Paul Boutilier	28	0-11	11	+18	36
Patrick Flatley	16	2-7	9	+3	6
Bill Carroll	39	5-2	7	-1	12
Mats Hallin	40	2-5	7	-2	27
Gord Lane	38	0-3	3	+6	70
Roland Melanson	37	0-2	2	Goalie	10
Bill Smith	42	0-2	2	Goalie	23
Mike McEwen	15	0-2	2	-5	6
Garth MacGuigan	3	0-1	1	Even	0
Darcy Regier	5	0-1	1	+2	0
Bruce Affleck	1	0-0	0	-1	0
Kelly Hrudey	12	0-0	0	Goalie	0

GOALTENDER	GP	MINS	GAA	W	L	T	EN	SO	GA	SA	SV%
Kelly Hrudey	12	535	3.14	7	2	0	0	0	28	261	.903
Roland Melanson	37	2019	3.27	20	11	2	0	0	110	1019	.903
Bill Smith	42	2279	3.42	23	13	2	0	2	130	1122	.896

GAME	DATE	OPPONENT	RESULTS	SCORE	RECORD
1	Oct. 4	at QUE	L	3-7	0-1-0
2	Oct. 6	at MTL	W	7-4	1-1-0
3	Oct. 8	at WSH	W/OT	8-7	2-1-0
4	Oct. 11	L.A.	W	5-2	3-1-0
5	Oct. 15	PHI	L	1-5	3-2-0
6	Oct. 16	at BUF	W	3-2	4-2-0
7	Oct. 18	CGY	L	3-4	4-3-0
8	Oct. 22	NYR	L	2-3	4-4-0
9	Oct. 23	at NYR	L	5-6	4-5-0
10	Oct. 25	WPG	L	2-4	4-6-0
11	Oct. 29	N.J.	W	5-3	5-6-0
12	Oct. 30	at PHI	W	6-2	6-6-0
13	Nov. 1	VAN	W	6-3	7-6-0
14	Nov. 4	at N.J.	W	6-1	8-6-0
15	Nov. 5	BUF	W	4-0	9-6-0
16	Nov. 8	PHI	W	4-1	10-6-0
17	Nov. 11	at PIT	W	6-5	11-6-0
18	Nov. 12	PIT	L	2-4	11-7-0
19	Nov. 15	HFD	W	6-4	12-7-0
20	Nov. 18	at WSH	L	1-7	12-8-0
21	Nov. 19	WSH	W	6-2	13-8-0
22	Nov. 22	QUE	W	3-2	14-8-0
23	Nov. 23	at PHI	W	4-2	15-8-0
24	Nov. 26	CHI	W	9-3	16-8-0
25	Nov. 29	at STL	T	5-5	16-8-1
26	Dec. 1	at CGY	L	2-6	16-9-1
27	Dec. 4	at EDM	W	4-2	17-9-1
28	Dec. 6	at VAN	W	5-2	18-9-1
29	Dec. 7	at L.A.	T	4-4	18-9-2
30	Dec. 10	at MIN	W	4-2	19-9-2
31	Dec. 13	EDM	W	8-5	20-9-2
32	Dec. 15	DET	W	4-2	21-9-2
33	Dec. 17	NYR	W	7-1	22-9-2
34	Dec. 20	PIT	W	11-3	23-9-2
35	Dec. 22	WSH	W	6-1	24-9-2
36	Dec. 23	at WSH	L	3-7	24-10-2
37	Dec. 28	at L.A.	W/OT	6-5	25-10-2
38	Dec. 30	at WPG	L/OT	3-4	25-11-2
39	Dec. 31	at MIN	W	7-3	26-11-2
40	Jan. 3	BOS	L	2-4	26-12-2

GAME	DATE	OPPONENT	RESULTS	SCORE	RECORD
41	Jan. 5	at HFD	L	2-4	26-13-2
42	Jan. 7	CHI	W	5-3	27-13-2
43	Jan. 8	at NYR	L	4-5	27-14-2
44	Jan. 10	N.J.	W	4-2	28-14-2
45	Jan. 12	MTL	W	7-3	29-14-2
46	Jan. 14	NYR	W	4-2	30-14-2
47	Jan. 16	at BOS	L	0-2	30-15-2
48	Jan. 18	at CHI	W	9-1	31-15-2
49	Jan. 21	at PHI	L	1-7	31-16-2
50	Jan. 24	at DET	L	0-4	31-17-2
51	Jan. 26	QUE	L	1-5	31-18-2
52	Jan. 28	DET	L	3-4	31-19-2
53	Feb. 2	STL	L	2-5	31-20-2
54	Feb. 4	PIT	W	6-5	32-20-2
55	Feb. 5	at PIT	W	5-4	33-20-2
56	Feb. 7	EDM	W	5-3	34-20-2
57	Feb. 11	VAN	W	6-4	35-20-2
58	Feb. 13	at TOR	L	1-3	35-21-2
59	Feb. 15	at NYR	L	2-3	35-22-2
60	Feb. 18	NYR	W	4-3	36-22-2
61	Feb. 19	at N.J.	W/OT	5-4	37-22-2
62	Feb. 23	STL	W	5-1	38-22-2
63	Feb. 25	N.J.	W	7-1	39-22-2
64	Feb. 26	at PHI	L	3-5	39-23-2
65	Feb. 29	at WPG	W	4-3	40-23-2
66	Mar. 3	at TOR	W	11-6	41-23-2
67	Mar. 6	PHI	W	5-2	42-23-2
68	Mar. 8	TOR	W	9-5	43-23-2
69	Mar. 10	CGY	L/OT	4-5	43-24-2
70	Mar. 11	at PIT	W	6-4	44-24-2
71	Mar. 13	at N.J.	W	5-1	45-24-2
72	Mar. 17	WSH	L	1-2	45-25-2
73	Mar. 18	at HFD	L	4-5	45-26-2
74	Mar. 20	N.J.	W	5-2	46-26-2
75	Mar. 22	at BOS	T	3-3	46-26-3
76	Mar. 24	MIN	T	4-4	46-26-4
77	Mar. 25	at BUF	W	5-3	47-26-4
78	Mar. 27	MTL	W	7-0	48-26-4
79	Mar. 31	at WSH	W	3-1	49-26-4
80	Apr. 1	at PIT	W	2-1	50-26-4

OPPONENTS

IN THE PAST

STANLEY CUP PLAYOFFS

MEDIA INFORMATION

1982-83 NY ISLANDERS • 42-26-12 (96 PTS) • HEAD COACH - AL ARBOUR

PLAYER	GP	G-A	PTS	+/-	PIM
Mike Bossy	79	60-58	118	+27	20
Bryan Trottier	80	34-55	89	+37	68
John Tonelli	76	31-40	71	+30	55
Denis Potvin	69	12-54	66	+32	60
Bob Bourne	77	20-42	62	+14	55
Tomas Jonsson	72	13-35	48	+40	50
Clark Gillies	70	21-20	41	+9	76
Brent Sutter	80	21-19	40	+14	128
Butch Goring	75	19-20	39	+10	8
Duane Sutter	75	13-19	32	+8	118
Bob Nystrom	74	10-20	30	+6	98
Stefan Persson	70	4-25	29	+12	71
Dave Langevin	73	4-17	21	+22	64
Greg Gilbert	45	8-11	19	+1	30

PLAYER	GP	G-A	PTS	+/-	PIM
Ken Morrow	79	5-11	16	+18	44
Wayne Merrick	59	4-12	16	-3	27
Mats Hallin	30	7-7	14	+4	26
Anders Kallur	55	6-8	14	+9	33
Mike McEwen	42	2-11	13	+11	16
Bill Carroll	71	1-11	12	+3	24
Paul Boutilier	29	4-5	9	-5	24
Gord Lane	44	3-4	7	+1	87
Roland Melanson	44	0-3	3	Goalie	22
Kevin Devine	2	0-1	1	+1	8
Gord Dineen	2	0-0	0	-2	4
Darcy Regier	6	0-0	0	Even	7
Bill Smith	41	0-0	0	Goalie	41

GOALTENDER	GP	MIN	GAA	W	L	T	EN	SO	GA	SA	SV%
Roland Melanson	44	2460	2.66	24	12	5	3	1	109	1097	.910
Bill Smith	41	2340	2.87	18	14	7	2	1	112	1083	.906

GAME	DATE	OPPONENT	RESULTS	SCORE	RECORD
1	Oct.5	at VAN	L	1-2	0-1-0
2	Oct.7	at CGY	W	5-4	1-1-0
3	Oct.8	at EDM	W	6-4	2-1-0
4	Oct.11	at NYR	W	4-3	3-1-0
5	Oct.14	PIT	W	9-0	4-1-0
6	Oct.16	L.A.	W	4-1	5-1-0
7	Oct.19	VAN	W	5-4	6-1-0
8	Oct.21	WSH	W	6-3	7-1-0
9	Oct.23	NYR	W	5-2	8-1-0
10	Oct.24	at CHI	L	2-4	8-2-0
11	Oct.26	CGY	W	7-2	9-2-0
12	Oct.28	at N.J.	W	4-2	10-2-0
13	Oct.30	N.J.	W	8-5	11-2-0
14	Nov.2	PIT	L	1-3	11-3-0
15	Nov.3	at DET	T	3-3	11-3-1
16	Nov.6	PHI	L	3-6	11-4-1
17	Nov.7	at PHI	T	2-2	11-4-2
18	Nov.9	STL	W	4-1	12-4-2
19	Nov.11	at MIN	L	0-2	12-5-2
20	Nov.13	at WSH	L	1-3	12-6-2
21	Nov.16	EDM	W	4-2	13-6-2
22	Nov.18	BOS	L	1-3	13-7-2
23	Nov.20	CHI	W	5-4	14-7-2
24	Nov.21	at NYR	L	3-7	14-8-2
25	Nov.23	MIN	T	8-8	14-8-3
26	Nov.25	at BOS	T	1-1	14-8-4
27	Nov.27	NYR	L	0-3	14-9-4
28	Nov.28	at WSH	T	3-3	14-9-5
29	Nov.30	at STL	W	3-2	15-9-5
30	Dec.3	at WPG	L	2-4	15-10-5
31	Dec.4	at TOR	L	1-4	15-11-5
32	Dec.7	TOR	W	6-3	16-11-5
33	Dec.8	at DET	L	0-2	16-12-5
34	Dec.11	N.J.	W	7-1	17-12-5
35	Dec.14	BUF	L	3-5	17-13-5
36	Dec.17	at NYR	W	5-2	18-13-5
37	Dec.18	PHI	T	4-4	18-13-6
38	Dec.21	at QUE	T	3-3	18-13-7
39	Dec.23	WSH	L	1-5	18-14-7
40	Dec.26	at HFD	W	3-2	19-14-7

GAME	DATE	OPPONENT	RESULTS	SCORE	RECORD
41	Dec.31	at BUF	L	1-5	19-15-7
42	Jan.1	at PIT	L	1-2	19-16-7
43	Jan.4	BUF	W	5-2	20-16-7
44	Jan.8	at QUE	W	6-1	21-16-7
45	Jan.11	WPG	W	4-1	22-16-7
46	Jan.13	at N.J.	W	5-2	23-16-7
47	Jan.15	L.A.	W	5-2	24-16-7
48	Jan.18	HFD	W	8-1	25-16-7
49	Jan.20	at MTL	T	4-4	25-16-8
50	Jan.22	PHI	L	0-1	25-17-8
51	Jan.27	at L.A.	W	6-4	26-17-8
52	Jan.29	at VAN	W	5-3	27-17-8
53	Jan.30	at EDM	W	4-2	28-17-8
54	Feb.1	at CGY	T	2-2	28-17-9
55	Feb.3	at N.J.	W	7-2	29-17-9
56	Feb.5	MIN	L	2-4	29-18-9
57	Feb.10	WSH	W	8-3	30-18-9
58	Feb.12	HFD	L	2-4	30-19-9
59	Feb.15	at QUE	L	1-4	30-20-9
60	Feb.17	PIT	W	4-1	31-20-9
61	Feb.19	MTL	W	5-0	32-20-9
62	Feb.22	WPG	T	2-2	32-20-10
63	Feb.23	at CHI	T	4-4	32-20-11
64	Feb.26	DET	L	3-5	32-21-11
65	Feb.27	at PHI	L	0-2	32-22-11
66	Mar.1	at MTL	T	3-3	32-22-12
67	Mar.3	TOR	W	5-1	33-22-12
68	Mar.5	N.J.	W	5-1	34-22-12
69	Mar.8	at STL	L	0-6	34-23-12
70	Mar.10	at PIT	W	4-3	35-23-12
71	Mar.12	WSJ	W	6-2	36-23-12
72	Mar.16	at NYR	L	1-2	36-24-12
73	Mar.17	at N.J.	W	9-5	37-24-12
74	Mar.19	PHI	W	9-2	38-24-12
75	Mar.22	BOS	L	1-3	38-25-12
76	Mar.26	NYR	W	3-2	39-25-12
77	Mar.27	at PIT	W	4-1	40-25-12
78	Mar.30	at WSH	W	7-1	41-25-12
79	Apr.2	PIT	W	6-3	42-25-12
80	Apr.3	at PHI	L	2-4	42-26-12

1981-82 NY ISLANDERS • 54-16-10 (118 PTS) • HEAD COACH - AL ARBOUR

PLAYER	GP	G-A	PTS	+/-	PIM
Mike Bossy	80	64-83	147	+69	22
Bryan Trottier	80	50-79	129	+70	88
John Tonelli	80	35-58	93	+48	57
Clark Gillies	79	38-39	77	+39	75
Denis Potvin	59	24-37	61	+38	83
Bob Bourne	76	27-26	53	+27	77
Duane Sutter	77	18-35	53	+23	100
Mike McEwen	73	10-39	49	+30	50
Bob Nystrom	74	22-25	47	+13	103
Brent Sutter	43	21-22	43	+28	114
Stefan Persson	70	6-37	43	+38	99
Anders Kallur	58	18-22	40	+5	18
Wayne Merrick	68	12-27	39	+4	20

PLAYER	GP	G-A	PTS	+/-	PIM
Tomas Jonsson	70	9-25	34	+26	51
Butch Goring	67	15-17	32	-3	10
Bill Carroll	72	9-20	29	+12	32
Dave Langevin	73	1-20	21	+34	82
Ken Morrow	75	1-18	19	+53	56
Hector Marini	30	4-9	13	+3	53
Gord Lane	51	0-13	13	+26	98
Greg Gilbert	1	1-0	1	Even	0
Bill Smith	46	0-1	1	Goalie	24
Neil Hawryliw	1	0-0	0	Even	0
Paul Boutilier	1	0-0	0	Even	0
Roland Melanson	36	0-0	0	Goalie	14

GOALTENDER	GP	MINS	GAA	W	L	T	EN	SO	GA	SA	SV%
Bill Smith	46	2685	2.97	32	9	4	0	0	133	1199	.900
Roland Melanson	36	2115	3.23	22	7	6	0	0	114	974	.895

GAME	DATE	OPPONENT	RESULTS	SCORE	RECORD
1	Oct.7	at L.A.	.W	4-1	1-0-0
2	Oct.10	at COL	.T	2-2	1-0-1
3	Oct.14	at PIT.	.W	4-1	2-0-1
4	Oct.15	VAN.	.W	4-1	3-0-1
5	Oct.17	NYR	.W	5-4	4-0-1
6	Oct.20	L.A.	.L	6-9	4-1-1
7	Oct.23	at WSH	.W	4-2	5-1-1
8	Oct.24	WSH	.W	6-4	6-1-1
9	Oct.27	EDM	.W	4-3	7-1-1
10	Oct.29	at HFD	.T	6-6	7-1-2
11	Oct.31	at MTL	.W	2-1	8-1-2
12	Nov.3	CGY	.T	2-2	8-1-3
13	Nov.7	BUF.	.L	2-6	8-2-3
14	Nov.10	at WPG	.W	5-3	9-2-3
15	Nov.11	at TOR	.W	4-3	10-2-3
16	Nov.14	EDM	.T	5-5	10-2-4
17	Nov.15	at PHI	.L	4-5	10-3-4
18	Nov.17	at QUE	.L	2-7	10-4-4
19	Nov.21	NYR	.W	4-3	11-4-4
20	Nov.22	at NYR	.W	7-2	12-4-4
21	Nov.24	BOS	.W	3-1	13-4-4
22	Nov.26	STL	.W	9-2	14-4-4
23	Nov.28	at BOS	.L	4-5	14-5-4
24	Nov.29	at BUF	.L	2-5	14-6-4
25	Dec.5	at MIN	.W	8-5	15-6-4
26	Dec.6	at WPG	.L	2-5	15-7-4
27	Dec.9	at VAN	.L	3-4	15-8-4
28	Dec.12	at CGY	.T	3-3	15-8-5
29	Dec.13	at EDM	.L	3-4	15-9-5
30	Dec.15	QUE	.W	10-7	16-9-5
31	Dec.17	WSH	.W	4-1	17-9-5
32	Dec.19	DET.	.W	5-1	18-9-5
33	Dec.20	at DET	.W	5-3	19-9-5
34	Dec.22	WPG	.W	5-2	20-9-5
35	Dec.26	PHI	.W	4-2	21-9-5
36	Dec.29	MTL.	.L	4-5	21-10-5
37	Dec.30	at NYR	.L	4-6	21-11-5
38	Jan.2	CHI.	.W	5-3	22-11-5
39	Jan.4	VAN.	.W	4-1	23-11-5
40	Jan.7	at PHI	.W	5-4	24-11-5

GAME	DATE	OPPONENT	RESULTS	SCORE	RECORD
41	Jan.9	PHI	.W	3-1	25-11-5
42	Jan.14	at BOS	.L	4-5	25-12-5
43	Jan.17	at WSH	.T	2-0-1	25-12-6
44	Jan.20	at NYR	.L	2-3	25-13-6
45	Jan.21	PIT	.W	6-1	26-13-6
46	Jan.23	NYR	.W	6-1	27-13-6
47	Jan.26	PIT	.W	9-2	28-13-6
48	Jan.27	at PIT.	.W	6-3	29-13-6
49	Jan.30	MIN.	.W	4-2	30-13-6
50	Feb.2	WSH	.W	7-6	31-13-6
51	Feb.4	at WSH	.W	5-2	32-13-6
52	Feb.6	DET.	.W	6-2	33-13-6
53	Feb.7	at BUF	.W	7-3	34-13-6
54	Feb.11	at CHI	.W	8-2	35-13-6
55	Feb.13	PHI	.W	8-2	36-13-6
56	Feb.14	at HFD	.W	9-1	37-13-6
57	Feb.16	PIT	.W	6-2	38-13-6
58	Feb.18	at PHI	.W	7-4	39-13-6
59	Feb.20	COL	.W	3-2	40-13-6
60	Feb.21	at PIT.	.L	3-4	40-14-6
61	Feb.23	CHI	.W	5-1	41-14-6
62	Feb.25	PIT	.W	4-2	42-14-6
63	Feb.27	QUE	.T	5-5	42-14-7
64	Mar.1	at TOR	.W	9-5	43-14-7
65	Mar.2	CGY	.W	6-3	44-14-7
66	Mar.4	TOR.	.W	10-1	45-14-7
67	Mar.6	NYR	.W	6-4	46-14-7
68	Mar.9	at STL	.W	6-4	47-14-7
69	Mar.10	at MIN	.T	4-4	47-14-8
70	Mar.13	at L.A.	.L	0-3	47-15-8
71	Mar.17	at COL	.W	5-2	48-15-8
72	Mar.20	STL	.T	3-3	48-15-9
73	Mar.21	at WSH	.W	3-2	49-15-9
74	Mar.23	WSH	.W	8-1	50-15-9
75	Mar.25	MYL	.W	3-1	51-15-9
76	Mar.27	HFD.	.W	5-4	52-15-9
77	Mar.29	at NYR	.W	7-3	53-15-9
78	Apr.1	at PHI	.T	3-3	53-15-10
79	Apr.3	PHI	.W	6-3	54-15-10
80	Apr.4	at PIT.	.L	2-7	54-16-10

OPPONENTS

IN THE PAST

STANLEY CUP PLAYOFFS

MEDIA INFORMATION

1980-81 NY ISLANDERS • 48-18-14 (110 PTS) • HEAD COACH - AL ARBOUR

PLAYER	GP	G-A	PTS	+/-	PIM
Mike Bossy	79	68-51	119	+37	32
Bryan Trottier	73	31-72	103	+49	74
Clark Gillies	80	33-45	78	+26	99
Bob Bourne	78	35-41	76	+34	62
Denis Potvin	74	20-56	76	+38	104
Anders Kallur	78	36-28	64	+25	32
Stefan Persson	80	9-52	61	+24	82
Butch Goring	78	23-37	60	+4	0
John Tonelli	70	20-32	52	+8	57
Mike McEwen	78	11-38	49	-30	94
with Colorado	65	11-35	46	-33	84
with ISLANDERS	13	0-3	3	+3	10
Bob Nystrom	79	14-30	44	+6	145
Steve Tambellini	61	19-17	36	-12	17
Wayne Merrick	71	16-15	31	+12	30

PLAYER	GP	G-A	PTS	+/-	PIM
Garry Howatt	70	4-15	19	+12	174
Duane Sutter	23	7-11	18	-8	26
Dave Langevin	75	1-16	17	+40	122
Ken Morrow	80	2-11	13	+19	20
Bob Lorimer	73	1-12	13	+45	77
Gord Lane	60	3-9	12	-6	124
Hector Marini	14	4-7	11	+9	39
Bill Carroll	18	4-4	8	+3	6
Jean Potvin	18	2-3	5	-9	25
Brent Sutter	3	2-2	4	+2	0
Lorne Henning	9	1-2	3	+4	24
Glenn Resch	32	0-1	1	Goalie	0
Roland Melanson	11	0-0	0	Goalie	4
Bill Smith	41	0-0	0	Goalie	33

GOALTENDER	GP	MIN	GAA	W	L	T	EN	SO	GA	SA	SV%
Glenn Resch	32	1817	3.07	18	7	5	2	3	93	885	.895
Roland Melanson	11	620	3.10	8	1	1	0	0	32	304	.895
Bill Smith	41	2363	3.28	22	10	8	4	2	129	1219	.894

GAME	DATE	OPPONENT	RESULTS	SCORE	RECORD
1	Oct.11	BOS	.W	5-2	1-0-0
2	Oct.12	at WSH	.W	2-1	2-0-0
3	Oct.14	STL	.T	5-5	2-0-1
4	Oct.16	at DET	.W	6-4	3-0-1
5	Oct.18	EDM	.T	5-5	3-0-2
6	Oct.19	at HFD	.T	3-3	3-0-3
7	Oct.21	VAN	.L	3-6	3-1-3
8	Oct.23	at PHI	.L	2-4	3-2-3
9	Oct.25	PHI	.L	1-3	3-3-3
10	Oct.26	at BUF	.L	2-5	3-4-3
11	Oct.28	MTL	.W	6-4	4-4-3
12	Nov.1	L.A.	.L	3-7	4-5-3
13	Nov.4	DET	.W	6-4	5-5-3
14	Nov.6	at BOS	.W	4-2	6-5-3
15	Nov.8	CHI	.W	7-3	7-5-3
16	Nov.11	MIN	.T	6-6	7-5-4
17	Nov.12	at TOR	.W	4-2	8-5-4
18	Nov.15	BUF	.W	4-1	9-5-4
19	Nov.17	at MIN	.W	2-1	10-5-4
20	Nov.18	at STL	.W	7-2	11-5-4
21	Nov.20	HFD	.W	5-0	12-5-4
22	Nov.22	NYR	.W	6-4	13-5-4
23	Nov.24	WPG	.T	4-4	13-5-5
24	Nov.27	at MTL	.W	4-3	14-5-5
25	Nov.29	DET	.W	5-1	15-5-5
26	Nov.30	at QUE	.W	7-3	16-5-5
27	Dec.2	COL	.W	5-1	17-5-5
28	Dec.4	at COL	.L	3-4	17-6-5
29	Dec.6	at L.A.	.L	3-5	17-7-5
30	Dec.7	at VAN	.W	5-3	18-7-5
31	Dec.10	at EDM	.W	3-2	19-7-5
32	Dec.13	at CGY	.T	4-4	19-7-6
33	Dec.14	at WPG	.W	5-4	20-7-6
34	Dec.16	WPG	.W	6-2	21-7-6
35	Dec.20	QUE	.W	5-2	22-7-6
36	Dec.21	at CHI	.W	9-0	23-7-6
37	Dec.23	CGY	.T	2-2	23-7-7
38	Dec.27	at HFD	.T	5-5	23-7-8
39	Dec.30	COL	.W	9-3	24-7-8
40	Jan.2	at NYR	.L	1-3	24-8-8

GAME	DATE	OPPONENT	RESULTS	SCORE	RECORD
41	Jan.3	HFD	.W	8-1	25-8-8
42	Jan.6	TOR	.W	6-3	26-8-8
43	Jan.7	at TOR	.L	2-0	26-9-8
44	Jan.10	BOS	.L	2-3	26-10-8
45	Jan.11	at PHI	.W	4-2	27-10-8
46	Jan.13	PIT	.W	6-3	28-10-8
47	Jan.17	WSH	.W	6-4	29-10-8
48	Jan.20	CGY	.W	5-0	30-10-8
49	Jan.22	at DET	.W	3-0	31-10-8
50	Jan.24	QUE	.W	7-4	32-10-8
51	Jan.26	BUF	.L	3-5	32-11-8
52	Jan.28	at TOR	.W	6-4	33-11-8
53	Jan.31	at QUE	.L	1-5	33-12-8
54	Feb.1	at BOS	.L	3-6	33-13-8
55	Feb.3	L.A.	.W	8-1	34-13-8
56	Feb.4	at NYR	.L	3-9	34-14-8
57	Feb.7	MIN	.T	5-5	34-14-9
58	Feb.12	at PIT	.L	3-5	34-15-9
59	Feb.14	STL	.T	1-1	34-15-10
60	Feb.17	TOR	.L	5-8	34-16-10
61	Feb.21	CHI	.W	6-3	35-16-10
62	Feb.23	at MIN	.W	4-1	36-16-10
63	Feb.25	at CGY	.L	4-11	36-17-10
64	Feb.27	at VAN	.W	5-1	37-17-10
65	Feb.28	at L.A.	.W	2-1	38-17-10
66	Mar.3	EDM	.T	8-8	38-17-11
67	Mar.7	VAN	.W	3-1	39-17-11
68	Mar.11	at WPG	.W	6-3	40-17-11
69	Mar.12	at EDM	.W	5-0	41-17-11
70	Mar.14	PHI	.L	3-4	41-17-12
71	Mar.17	MTL	.T	3-3	41-17-13
72	Mar.20	at COL	.W	5-3	42-17-13
73	Mar.22	at CHI	.W	6-2	43-17-13
74	Mar.24	at STL	.W	5-3	44-17-13
75	Mar.28	PIT	.T	4-4	44-17-14
76	Mar.29	at WSH	.W	5-4	45-17-14
77	Mar.31	at MTL	.L	1-3	45-18-14
78	Apr.2	NYR	.W	2-1	46-18-14
79	Apr.4	WSH	.W	4-1	47-18-14
80	Apr.5	at BUF	.W	7-3	48-18-14

1979-80 NY ISLANDERS • 39-28-13 (91 PTS) • HEAD COACH - AL ARBOUR

PLAYER	GP	G-A	PTS	+/-	PIM
Bryan Trottier	78	42-62	104	+31	68
Mike Bossy	75	51-41	92	+28	12
Butch Goring	81	26-53	79	-14	14
with Los Angeles	69	20-48	68	-21	12
with ISLANDERS	12	6-5	11	+7	2
Clark Gillies	73	19-35	54	+29	49
Anders Kallur	76	22-30	52	+12	16
John Tonelli	77	14-30	44	+8	49
Denis Potvin	31	8-33	41	+13	44
Bob Bourne	73	15-25	40	+5	52
Bob Nystrom	67	21-18	39	+4	94
Stefan Persson	73	4-35	39	+13	76
Wayne Merrick	70	13-22	35	+12	16
Billy Harris	67	15-15	30	Even	37
Duane Sutter	56	15-9	24	+5	55
Gord Lane	74	4-18	22	+11	205
with Washington	19	2-4	6	+1	53
with ISLANDERS	55	2-14	16	+10	152

PLAYER	GP	G-A	PTS	+/-	PIM
Dave Lewis	62	5-16	21	+10	54
Garry Howatt	77	8-11	19	-3	219
Bob Lorimer	74	3-16	19	+32	53
Dave Langevin	76	3-13	16	+11	109
Jean Potvin	32	2-13	15	-12	26
Steve Tambellini	45	5-8	13	-1	4
Lorne Henning	39	3-6	9	-10	6
Mike Kaszyski	16	1-4	5	+3	15
Yvon Vautour	17	3-1	4	-6	24
Ken Morrow	18	0-3	3	+4	4
Glenn Resch	45	0-3	3	Goalie	4
Bill Smith	38	1-0	1	Goalie	39
Alex McKendry	2	0-0	0	-1	2
Garth MacGuigan	2	0-0	0	+1	0
Richard Brodeur	2	0-0	0	Goalie	0
Randy Johnston	4	0-0	0	-2	4
Mike Hordy	9	0-0	0	Even	7

GOALTENDER	GP	MINS	GAA	W	L	T	EN	SO	GA	SA	SV%
Bill Smith	38	2114	2.95	15	14	7	4	2	104	1027	.899
Glenn Resch	45	2606	3.04	23	14	6	1	3	132	1334	.901
Richard Brodeur	2	80	4.50	1	0	0	0	0	6	35	.829

GAME	DATE	OPPONENT	RESULTS	SCORE	RECORD
1	Oct.11	at PHI	L	2-5	0-1-0
2	Oct.13	BUF.	L	2-5	0-2-0
3	Oct.16	ATL	W	5-1	1-2-0
4	Oct.18	at BOS	L	2-3	1-3-0
5	Oct.20	HFD.	W	6-1	2-3-0
6	Oct.23	EDM	T	3-3	2-3-1
7	Oct.26	at HFD	W	2-1	3-3-1
8	Oct.27	CHI	W	6-4	4-3-1
9	Oct.31	at VAN	T	2-2	4-3-2
10	Nov.2	at EDM	L	5-7	4-4-2
11	Nov.4	at WPG	T	4-4	4-4-3
12	Nov.6	L.A.	W	4-1	5-4-3
13	Nov.9	at ATL	L	2-5	5-5-3
14	Nov.10	PHI	L	2-5	5-6-3
15	Nov.13	NYR	W	10-5	6-6-3
16	Nov.17	DET.	L	4-5	6-7-3
17	Nov.20	at STL	L	3-6	6-8-3
18	Nov.21	at MIN	L	1-3	6-9-3
19	Nov.24	at L.A.	T	4-4	6-9-4
20	Nov.28	at COL	L	4-7	6-10-4
21	Nov.30	at EDM	L	3-5	6-11-4
22	Dec.2	at WPG	W	4-0	7-11-4
23	Dec.4	VAN.	L	1-5	7-12-4
24	Dec.6	BOS	W	4-3	8-12-4
25	Dec.8	at TOR	W	6-1	9-12-4
26	Dec.9	at NYR	L	4-5	9-13-4
27	Dec.11	MTL.	W	4-1	10-13-4
28	Dec.12	at PIT.	T	3-3	10-13-5
29	Dec.15	PIT	T	3-3	10-13-6
30	Dec.18	COL.	W	3-2	11-13-6
31	Dec.22	WSH	W	2-1	12-13-6
32	Dec.23	at CHI	L	0-8	12-14-6
33	Dec.27	at MTL	W	7-3	13-14-6
34	Dec.30	at DET	L	2-4	13-15-6
35	Jan.2	at TOR	W	3-1	14-15-6
36	Jan.3	PIT	L	3-4	14-16-6
37	Jan.5	STL.	W	3-1	15-16-6
38	Jan.8	VAN.	W	3-0	16-16-6
39	Jan.9	at BUF	L	2-3	16-17-6
40	Jan.12	WSH	W	5-2	17-17-6

GAME	DATE	OPPONENT	RESULTS	SCORE	RECORD
41	Jan.15	WPG	W	5-2	18-17-6
42	Jan.17	TOR	W	9-6	19-17-6
43	Jan.19	QUE	W	3-1	20-17-6
44	Jan.22	MTL.	W	2-1	21-17-6
45	Jan.23	at DET	W	5-3	22-17-6
46	Jan.26	HFD.	W	3-2	23-17-6
47	Jan.27	at WSH	L	1-7	23-18-6
48	Jan.29	MIN.	T	2-2	23-18-7
49	Jan.31	at BOS	L	2-4	23-19-7
50	Feb.2	BUF.	W	3-2	24-19-7
51	Feb.3	at HFD	L	3-5	24-20-7
52	Feb.7	L.A.	W	4-1	25-20-7
53	Feb.9	QUE	W	5-0	26-20-7
54	Feb.12	WPG	T	0-0	26-20-8
55	Feb.14	at COL	W	5-3	27-20-8
56	Feb.16	at L.A.	L	2-3	27-21-8
57	Feb.17	at VAN	L	2-4	27-22-8
58	Feb.19	TOR.	L	4-6	27-23-8
59	Feb.21	MIN.	L	2-5	27-24-8
60	Feb.23	at STL	W	3-2	28-24-8
61	Feb.24	at NYR	L	2-8	28-25-8
62	Feb.27	at QUE	W	5-3	29-25-8
63	Mar.1	DET.	L	3-4	29-26-8
64	Mar.2	at PIT.	T	0-0	29-26-9
65	Mar.4	EDM	W	6-4	30-26-9
66	Mar.6	at PHI	W	5-2	31-26-9
67	Mar.8	BOS	L	3-5	31-27-9
68	Mar.9	at WSH	L	1-3	31-28-9
69	Mar.11	COL.	W	4-1	32-28-9
70	Mar.15	STL	W	6-2	33-28-9
71	Mar.16	at CHI	W	6-1	34-28-9
72	Mar.18	ATL	W	6-3	35-28-9
73	Mar.22	CHI	T	4-4	35-28-10
74	Mar.23	at BUF	T	1-1	35-28-11
75	Mar.25	PHI	W	5-2	36-28-11
76	Mar.28	at MTL	T	2-2	36-28-12
77	Mar.30	at QUE	W	9-6	37-28-12
78	Apr.1	at MIN	T	1-1	37-28-13
79	Apr.4	at ATL	W	7-3	38-28-13
80	Apr.5	NYR	W	2-1	39-28-13

1978-79 NY ISLANDERS • 51-15-14 (116 PTS) • HEAD COACH - AL ARBOUR

PLAYER	GP	G-A	PTS	+/-	PIM
Bryan Trottier	76	47-87	134	+76	50
Mike Bossy	80	69-57	126	+63	25
Denis Potvin	73	31-70	101	+71	58
Clark Gillies	75	35-56	91	+57	68
Stefan Persson	78	10-56	66	+38	57
Bob Bourne	80	30-31	61	+34	48
John Tonelli	73	17-39	56	+29	44
Bill Harris	80	15-39	54	+26	18
Wayne Merrick	75	20-21	41	+13	24
Bob Nystrom	78	19-20	39	+19	113
Mike Kaszyski	71	16-18	34	+7	37
Lorne Henning	73	13-20	33	+17	14
Garry Howatt	75	16-12	28	+6	205

PLAYER	GP	G-A	PTS	+/-	PIM
Dave Lewis	79	5-18	23	+43	45
Bob Lorimer	67	3-18	21	+27	42
Ed Westfall	55	5-11	16	Even	4
Gerry Hart	50	2-14	16	+30	78
Pat Price	55	3-11	14	+18	50
Bert Marshall	45	1-8	9	+9	29
Richie Hansen	12	1-6	7	+9	4
Bill Smith	40	0-2	2	Goalie	54
Glenn Resch	43	0-2	2	Goalie	6
Alex McKendry	4	0-0	0	-1	0
Mike Hordy	2	0-0	0	Even	0
Hector Marini	1	0-0	0	-2	2
Steve Tambellini	1	0-0	0	-1	0

GOALTENDER	GP	MINS	GAA	W	L	T	EN	SO	GA	SA	SV%
Glenn Resch	43	2539	2.50	26	7	10	0	2	106	1235	.914
Bill Smith	40	2261	2.87	25	8	4	0	1	108	1074	.889

GAME	DATE	OPPONENT	RESULTS	SCORE	RECORD
1	Oct.12	at BUF	T	2-2	0-0-1
2	Oct.14	at TOR	L	7-10	0-1-1
3	Oct.17	MTL	W	3-1	1-1-1
4	Oct.18	at PIT	W	5-3	2-1-1
5	Oct.21	NYR	W	5-3	3-1-1
6	Oct.24	PHI	T	4-4	3-1-2
7	Oct.27	at ATL	L	5-8	3-2-2
8	Oct.28	VAN	W	5-2	4-2-2
9	Oct.31	COL	W	8-5	5-2-2
10	Nov.2	at BOS	L	1-4	5-3-2
11	Nov.4	WSH	W	4-1	6-3-2
12	Nov.7	MIN	W	5-2	7-3-2
13	Nov.11	ATL	W	4-2	8-3-2
14	Nov.12	at NYR	W	5-3	9-3-2
15	Nov.14	COL	T	2-2	9-3-3
16	Nov.17	at WSH	W	4-2	10-3-3
17	Nov.18	PHI	W	8-2	11-3-3
18	Nov.21	at COL	W	7-1	12-3-3
19	Nov.22	at MIN	W	4-1	13-3-3
20	Nov.25	at VAN	W	5-2	14-3-3
21	Nov.29	at L.A.	T	5-5	14-3-4
22	Dec.2	at COL	W	5-2	15-3-4
23	Dec.5	PIT	T	3-3	15-3-5
24	Dec.7	STL	W	7-1	16-3-5
25	Dec.9	at TOR	W	3-2	17-3-5
26	Dec.10	at MTL	L	3-4	17-4-5
27	Dec.12	L.A.	T	5-5	17-4-6
28	Dec.14	DET	W	4-1	18-4-6
29	Dec.16	at STL	T	2-2	18-4-7
30	Dec.17	at DET	W	3-0	19-4-7
31	Dec.21	STL	W	5-1	20-4-7
32	Dec.23	NYR	W	9-4	21-4-7
33	Dec.26	TOR	W	5-1	22-4-7
34	Dec.28	at ATL	W	10-4	23-4-7
35	Dec.30	ATL	W	4-2	24-4-7
36	Jan.2	VAN	W	9-0	25-4-7
37	Jan.4	at PHI	L	2-3	25-5-7
38	Jan.6	PHI	W	5-1	26-5-7
39	Jan.9	L.A.	W	7-1	27-5-7
40	Jan.10	at DET	T	5-5	27-5-8

GAME	DATE	OPPONENT	RESULTS	SCORE	RECORD
41	Jan.12	at ATL	W	4-1	28-5-8
42	Jan.14	at PHI	T	1-1	28-5-9
43	Jan.16	WSH	W	6-2	29-5-9
44	Jan.17	at NYR	L	3-5	29-6-9
45	Jan.20	CHI	W	4-2	30-6-9
46	Jan.22*	at CHI	W	2-1	31-6-9
47	Jan.25	at BOS	W	4-2	32-6-9
48	Jan.27	NYR	L	2-7	32-7-9
49	Jan.30	MIN	L	4-5	32-8-9
50	Feb.1	at PHI	W	4-1	33-8-9
51	Feb.3	BOS	T	4-4	33-8-10
52	Feb.4	at CHI	L	4-5	33-9-10
53	Feb.13	COL	W	6-1	34-9-10
54	Feb.14**	at BUF	L	1-2	34-10-10
55	Feb.17	at VAN	W	5-3	35-10-10
56	Feb.19	at L.A.	W	8-3	36-10-10
57	Feb.22	STL	W	6-1	37-10-10
58	Feb.24	DET	W	3-1	38-10-10
59	Feb.25	at NYR	L	2-3	38-11-10
60	Feb.27	MTL	W	7-3	39-11-10
61	Mar.2	at ATL	L	2-3	39-12-10
62	Mar.3	ATL	W	4-2	40-12-10
63	Mar.6	BUF	L	2-3	40-13-10
64	Mar.7	at STL	T	5-5	40-13-11
65	Mar.10	CHI	W	7-1	41-13-11
66	Mar.11	at BOS	T	4-4	41-13-12
67	Mar.13	BOS	W	7-2	42-13-12
68	Mar.15	TOR	W	6-2	43-13-12
69	Mar.17	NYR	W	5-2	44-13-12
70	Mar.18	at MIN	W	5-3	45-13-12
71	Mar.22	at MTL	W	5-3	46-13-12
72	Mar.24	PIT	T	3-3	46-13-13
73	Mar.25	at PIT	T	2-2	46-13-14
74	Mar.29	at CHI	L	1-6	46-14-14
75	Mar.31	BUF	W	2-0	47-14-14
76	Apr.1	at WSH	L	4-6	47-15-14
77	Apr.3	ATL	W	3-2	48-15-14
78	Apr.5	at PHI	W	3-1	49-15-14
79	Apr.7	PHI	W	9-2	50-15-14
80	Apr.8	at NYR	W	5-2	51-15-14

* - Originally scheduled for December 31, postponed due to snow.

** - Originally scheduled for January 21, postponed due to rain/fog.

1977-78 NY ISLANDERS • 48-17-15 (111 PTS) • HEAD COACH - AL ARBOUR

PLAYER	GP	G-A	PTS	+/-	PIM
Bryan Trottier	77	46-77	123	+52	46
Denis Potvin	80	30-64	94	+57	81
Mike Bossy	73	53-38	91	+31	6
Clark Gillies	80	35-50	85	+49	76
Bob Bourne	80	30-33	63	+15	31
Bill Harris	80	22-38	60	+27	40
Bob Nystrom	80	30-29	59	+19	94
Stefan Persson	66	6-50	56	+19	54
Mike Kaszyski	58	13-29	42	+15	24
Jean-Paul Parise	39	12-16	28	+19	12
Lorne Henning	79	12-15	27	+10	6
Gerry Hart	78	2-23	25	+44	94
Wayne Merrick	37	10-14	24	+2	8
Ed Westfall	71	5-19	24	+7	14
Jude Drouin	56	5-17	22	+14	12

PLAYER	GP	G-A	PTS	+/-	PIM
Garry Howatt	61	7-12	19	+7	146
Michel Bergeron	25	9-6	15	+16	2
Dave Lewis	77	3-11	14	+32	58
Pat Price	52	2-10	12	+25	27
Jean Potvin	34	1-10	11	+11	8
Bert Marshall	58	0-7	7	+10	44
Bob Lorimer	5	1-0	1	Even	0
Glenn Resch	45	0-1	1	Goalie	12
Bill Smith	38	0-0	0	Goalie	35
Alex McKendry	4	0-0	0	Even	2
Andre St. Laurent	2	0-0	0	Even	2
Richie Hansen	2	0-0	0	Even	0
Neil Nicholson	1	0-0	0	+2	0
Goran Hogosta	1	0-0	0	Goalie	0

GOALTENDER	GP	MINS	GAA	W	L	T	EN	SO	GA	SA	SV%
Goran Hogosta	1	9	0.00	0	0	0	0	0	0	3	1.00
Glenn Resch	45	2637	2.55	28	9	7	1	3	112	1214	.908
Bill Smith	38	2154	2.65	20	8	8	2	2	95	1040	.909

GAME	DATE	OPPONENT	RESULTS	SCORE	RECORD
1	Oct.13	at BUF	L	2-3	0-1-0
2	Oct.15	BOS	W	3-1	1-1-0
3	Oct.16	at NYR	L	2-4	1-2-0
4	Oct.18	L.A.	T	0-0	1-2-1
5	Oct.21	at ATL	T	3-3	1-2-2
6	Oct.22	NYR	W	7-2	2-2-2
7	Oct.26	at L.A.	T	2-2	2-2-3
8	Oct.27	at VAN	W	3-2	3-2-3
9	Oct.29	BUF	W	4-2	4-2-3
10	Nov.1	ATL	W	9-0	5-2-3
11	Nov.2	at MIN	L	2-3	5-3-3
12	Nov.5	PIT	W	4-3	6-3-3
13	Nov.6	at BOS	L	3-5	6-4-3
14	Nov.10	MTL	L	1-5	6-5-3
15	Nov.12	PHI	T	2-2	6-5-4
16	Nov.13	at WSH	W	6-0	7-5-4
17	Nov.15	CHI	T	1-1	7-5-5
18	Nov.17	at PHI	T	4-4	7-5-6
19	Nov.19	VAN	W	9-2	8-5-6
20	Nov.22	COL	W	4-2	9-5-6
21	Nov.23	at MIN	W	9-2	10-5-6
22	Nov.26	at PIT	L	2-5	10-6-6
23	Nov.27	at DET	W	4-1	11-6-6
24	Nov.30	at COL	T	3-3	11-6-7
25	Dec.3	at STL	W	7-2	12-6-7
26	Dec.6	MIN	W	4-2	13-6-7
27	Dec.7	at CHI	W	4-0	14-6-7
28	Dec.10	DET	W	7-4	15-6-7
29	Dec.13	CHI	T	2-2	15-6-8
30	Dec.14	at TOR	L	2-3	15-7-8
31	Dec.17	BOS	W	4-1	16-7-8
32	Dec.20	COL	W	9-1	17-7-8
33	Dec.22	STL	W	6-3	18-7-8
34	Dec.23	at MTL	L	5-7	18-8-8
35	Dec.27	at VAN	W	4-2	19-8-8
36	Dec.28	at L.A.	W	4-3	20-8-8
37	Dec.31	MTL	L	2-4	20-9-8
38	Jan.3	VAN	W	4-1	21-9-8
39	Jan.7	CLV	W	5-3	22-9-8
40	Jan.10	COL	W	7-4	23-9-8

GAME	DATE	OPPONENT	RESULTS	SCORE	RECORD
41	Jan.11	at CLV	L	3-5	23-10-8
42	Jan.14	at WSH	W	4-0	24-10-8
43	Jan.18	at MIN	W	5-2	25-10-8
44	Jan.19	at STL	W	3-0	26-10-8
45	Jan.21	PHI	W	6-1	27-10-8
46	Jan.26	TOR	W	4-2	28-10-8
47	Jan.28	NYR	W	6-2	29-10-8
48	Jan.30	at BUF	L	2-3	29-11-8
49	Feb.1	at NYR	W	7-6	30-11-8
50	Feb.2	at ATL	W	5-2	31-11-8
51	Feb.4	WSH	W	6-1	32-11-8
52	Feb.8	at CHI	L	4-5	32-12-8
53	Feb.11	DET	W	8-5	33-12-8
54	Feb.12	at CLV	T	2-2	33-12-9
55	Feb.14	L.A.	W	3-2	34-12-9
56	Feb.16	at COL	W	5-4	35-12-9
57	Feb.18	ATL	T	3-3	35-12-10
58	Feb.19	at PHI	W	4-1	36-12-10
59	Feb.22	at ATL	T	3-3	36-12-11
60	Feb.25	CHI	W	7-1	37-12-11
61	Feb.26	at MTL	L	1-2	37-13-11
62	Feb.28	TOR	W	4-3	38-13-11
63	Mar.2	at BUF	L	3-6	38-14-11
64	Mar.4	PIT	W	6-3	39-14-11
65	Mar.5	at PIT	T	3-3	39-14-12
66	Mar.7	VAN	W	5-2	40-14-12
67	Mar.8	at STL	W	6-3	41-14-12
68	Mar.11	BUF	W	4-2	42-14-12
69	Mar.14	STL	T	3-3	42-14-13
70	Mar.18	ATL	L	2-5	42-15-13
71	Mar.20	at PHI	L	2-4	42-16-13
72	Mar.22	at TOR	W	6-2	43-16-13
73	Mar.25	CLV	T	4-4	43-16-14
74	Mar.26*	MIN	W	6-3	44-16-14
75	Mar.29	at NYR	L	1-5	44-17-14
76	Apr.1	WSH	W	3-2	45-17-14
77	Apr.2	at DET	W	5-2	46-17-14
78	Apr.4	PHI	T	3-3	46-17-15
79	Apr.8	NYR	W	7-2	47-17-15
80	Apr.9	at BOS	W	5-2	48-17-15

* - Originally scheduled for February 7, postponed due to snow.

OPPONENTS

IN THE PAST

STANLEY CUP PLAYOFFS

MEDIA INFORMATION

1976-77 NY ISLANDERS • 47-21-12 (106 PTS) • HEAD COACH - AL ARBOUR

PLAYER	GP	G-A	PTS	+/-	PIM
Denis Potvin	80	25-55	80	+42	103
Bryan Trottier	76	30-42	72	+28	34
Bill Harris	80	24-43	67	+18	44
Bob Nystrom	80	29-27	56	+22	91
Jean-Paul Parise	80	25-31	56	+26	46
Clark Gillies	70	33-22	55	+18	93
Jude Drouin	78	24-29	53	+18	27
Ed Westfall	79	14-33	47	+21	8
Jean Potvin	79	10-36	46	+14	26
Bob Bourne	75	16-19	35	+27	30
Lorne Henning	80	13-18	31	+21	10
Garry Howatt	70	13-15	28	+14	182

PLAYER	GP	G-A	PTS	+/-	PIM
Dave Lewis	79	4-24	28	+29	44
Bert Marshall	72	4-21	25	+48	61
Pat Price	71	3-22	25	+26	25
Andre St. Laurent	72	10-13	23	+8	55
Gerry Hart	80	4-18	22	+29	98
Bill MacMillan	43	6-8	14	+4	13
Richie Hansen	4	1-0	1	-1	0
Bob Lorimer	1	0-1	1	+1	0
Bill Smith	36	0-1	1	Goalie	12
Glenn Resch	46	0-1	1	Goalie	0
Walt Ledingham	4	0-0	0	-1	0

GOALTENDER	GP	MIN	GAA	W	L	T	EN	SO	GA	SA	SV%
Glenn Resch	46	2711	2.28	26	13	6	2	4	103	1235	.917
Bill Smith	36	2089	2.50	21	8	6	1	2	87	1041	.916

GAME	DATE	OPPONENT	RESULTS	SCORE	RECORD
1	Oct.7	at PHI	.W	3-0	1-0-0
2	Oct.9	CHI	.W	2-1	2-0-0
3	Oct.12	ATL	.W	7-0	3-0-0
4	Oct.13	at BUF	.W	4-3	4-0-0
5	Oct.16	CLV	.T	4-4	4-0-1
6	Oct.19	VAN	.W	6-1	5-0-1
7	Oct.22	at DET	.L	0-5	5-1-1
8	Oct.23	at TOR	.W	5-2	6-1-1
9	Oct.25	at MTL	.L	1-4	6-2-1
10	Oct.28	STL	.W	5-2	7-2-1
11	Oct.30	PHI	.T	3-3	7-2-2
12	Nov.1	at VAN	.W	3-2	8-2-2
13	Nov.2	at COL	.W	5-1	9-2-2
14	Nov.6	MIN	.W	5-2	10-2-2
15	Nov.9	DET	.W	8-1	11-2-2
16	Nov.11	at BOS	.T	2-2	11-2-3
17	Nov.13	at MIN	.W	3-2	12-2-3
18	Nov.18	at L.A.	.W	3-1	13-2-3
19	Nov.19	at VAN	.W	6-4	14-2-3
20	Nov.23	MTL	.L	1-5	14-3-3
21	Nov.25	DET	.L	1-3	14-4-3
22	Nov.27	at PIT	.W	3-1	15-4-3
23	Nov.28	at PHI	.L	3-5	15-5-3
24	Nov.30	TOR	.L	2-4	15-6-3
25	Dec.2	PIT	.L	2-4	15-7-3
26	Dec.4	BUF	.W	3-0	16-7-3
27	Dec.7	STL	.W	4-2	17-7-3
28	Dec.11	PIT	.W	6-3	18-7-3
29	Dec.12	at CHI	.W	6-2	19-7-3
30	Dec.14	NYR	.T	4-4	19-7-4
31	Dec.17	at ATL	.W	4-2	20-7-4
32	Dec.18	BUF	.L	2-4	20-8-4
33	Dec.21	BOS	.W	3-0	21-8-4
34	Dec.26	at NYR	.W	2-1	22-8-4
35	Dec.28	at STL	.T	4-4	22-8-5
36	Jan.1	VAN	.L	1-5	22-9-5
37	Jan.2	at BUF	.T	3-3	22-9-6
38	Jan.7	at ATL	.W	5-4	23-9-6
39	Jan.8	ATL	.W	6-3	24-9-6
40	Jan.10	PHI	.W	8-3	25-9-6

GAME	DATE	OPPONENT	RESULTS	SCORE	RECORD
41	Jan.12	at CHI	.L	1-2	25-10-6
42	Jan.15	WSH	.W	2-1	26-10-6
43	Jan.16	at WSH	.T	2-2	26-10-7
44	Jan.18	MIN	.W	7-2	27-10-7
45	Jan.20	at BOS	.W	4-3	28-10-7
46	Jan.22	at PIT	.L	2-3	28-11-7
47	Jan.23	at COL	.W	7-1	29-11-7
48	Jan.27	TOR	.L	1-2	29-12-7
49	Jan.29	L.A.	.L	0-4	29-13-7
50	Jan.30	at MTL	.L	1-2	29-14-7
51	Feb.1	BUF	.W	6-3	30-14-7
52	Feb.3	NYR	.W	6-3	31-14-7
53	Feb.5	WSH	.T	3-3	31-14-8
54	Feb.6	at NYR	.L	0-4	31-15-8
55	Feb.8	L.A.	.W	4-1	32-15-8
56	Feb.12	PHI	.W	2-1	33-15-8
57	Feb.14	at VAN	.W	2-1	34-15-8
58	Feb.15	at L.A.	.L	0-3	34-16-8
59	Feb.19	NYR	.W	5-2	35-16-8
60	Feb.20	at WSH	.T	2-2	35-16-9
61	Feb.22	COL	.W	2-1	36-16-9
62	Feb.25	at CLV	.W	2-1	37-16-9
63	Feb.26	ATL	.W	8-2	38-16-9
64	Mar.1	MTL	.L	4-5	38-17-9
65	Mar.3	at DET	.W	4-2	39-17-9
66	Mar.5	at STL	.L	1-2	39-18-9
67	Mar.6	at COL	.W	5-0	40-18-9
68	Mar.8	MIN	.L	1-3	40-19-9
69	Mar.9	at ATL	.W	6-2	41-19-9
70	Mar.12	CLV	.W	8-3	42-19-9
71	Mar.13	at MIN	.T	5-5	42-19-10
72	Mar.16	at CHI	.W	5-0	43-19-10
73	Mar.19	CHI	.T	2-2	43-19-11
74	Mar.22	COL	.W	9-2	44-19-11
75	Mar.23	at TOR	.T	1-1	44-19-12
76	Mar.26	STL	.W	5-2	45-19-12
77	Mar.27	at CLV	.W	6-3	46-19-12
78	Mar.29	at PHI	.L	1-3	46-20-12
79	Apr.2	BOS	.L	3-5	46-21-12
80	Apr.3	at NYR	.W	5-2	47-21-12

1975-76 NY ISLANDERS • 42-21-17 (101 PTS) • HEAD COACH - AL ARBOUR

PLAYER	GP	G-A	PTS	+/-	PIM
Denis Potvin	78	31-67	98	+12	100
Bryan Trottier	80	32-63	95	+28	21
Jean Potvin	78	17-55	72	+16	74
Bill Harris	80	32-38	70	+22	54
Jude Drouin	76	21-41	62	+18	58
Clark Gillies	80	34-27	61	+20	96
Jean-Paul Parise	80	22-35	57	+12	80
Ed Westfall	80	25-31	56	+17	27
Bob Nystrom	80	23-25	48	+24	106
Garry Howatt	80	21-13	34	+26	197
Andre St. Laurent	67	9-17	26	+14	56

PLAYER	GP	G-A	PTS	+/-	PIM
Gerry Hart	80	6-18	24	+35	151
Dave Lewis	73	0-19	19	+29	54
Lorne Henning	80	7-10	17	Even	16
Bill MacMillan	64	9-7	16	+5	10
Bert Marshall	71	0-16	16	+37	72
Ralph Stewart	31	6-7	13	+3	2
Bob Bourne	14	2-3	5	-2	13
Pat Price	4	0-2	2	+4	2
Dave Fortier	59	0-2	2	+9	68
Bill Smith	39	0-1	1	Goalie	10
Glenn Resch	44	0-1	1	Goalie	0

GOALTENDER	GP	MINS	GAA	W	L	T	EN	SO	GA	SA	SV%
Glenn Resch	44	2546	2.07	23	11	8	1	7	88		
Bill Smith	39	2254	2.61	19	10	9	3	3	98		

*SV% & SA were not an official stat

GAME	DATE	OPPONENT	RESULTS	SCORE	RECORD
1	Oct. 8	at K.C.	T	1-1	0-0-1
2	Oct. 11	L.A.	W	7-0	1-0-1
3	Oct. 12	at BOS	T	3-3	1-0-2
4	Oct. 14	MTL.	W	5-3	2-0-2
5	Oct. 17	at ATL	W	2-0	3-0-2
6	Oct. 18	BOS	L	2-5	3-1-2
7	Oct. 21	VAN.	T	5-5	3-1-3
8	Oct. 23	PHI.	W	3-0	4-1-3
9	Oct. 25	NYR	W	7-1	5-1-3
10	Oct. 27	at MTL	T	4-4	5-1-4
11	Nov. 1	WSH.	W	7-3	6-1-4
12	Nov. 4	CAL.	W	5-3	7-1-4
13	Nov. 5	at PIT.	L	6-7	7-2-4
14	Nov. 8	at PHI.	W	4-3	8-2-4
15	Nov. 12	at CAL.	L	1-5	8-3-4
16	Nov. 13	at L.A.	L	3-4	8-4-4
17	Nov. 15	at VAN.	L	3-4	8-5-4
18	Nov. 18	BUF.	L	1-3	8-6-4
19	Nov. 20	at BOS	T	2-2	8-6-5
20	Nov. 22	K.C.	W	5-2	9-6-5
21	Nov. 26	at MIN.	W	9-1	10-6-5
22	Nov. 27	MTL.	L	1-2	10-7-5
23	Nov. 29	STL.	W	8-2	11-7-5
24	Nov. 30	at MTL	L	3-4	11-8-5
25	Dec. 2	at STL	W	4-1	12-8-5
26	Dec. 4	PIT.	W	6-1	13-8-5
27	Dec. 6	BUF.	L	2-4	13-9-5
28	Dec. 7	at BUF	W	3-0	14-9-5
29	Dec. 9	MIN.	W	6-0	15-9-5
30	Dec. 12	at ATL	T	3-3	15-9-6
31	Dec. 13	at TOR	W	5-3	16-9-6
32	Dec. 17	at NYR	W	3-0	17-9-6
33	Dec. 18	TOR.	W	4-2	18-9-6
34	Dec. 20	at STL	W	7-1	19-9-6
35	Dec. 21	at CHI	L	2-5	19-10-6
36	Dec. 30	PHI.	W	6-2	20-10-6
37	Jan. 3	CHI.	T	1-1	20-10-7
38	Jan. 4	at PHI	L	3-5	20-11-7
39	Jan. 6	K.C.	W	8-1	21-11-7
40	Jan. 8	TOR.	L	3-5	21-12-7

* - Originally scheduled for December 26, postponed due to snow.

GAME	DATE	OPPONENT	RESULTS	SCORE	RECORD
41	Jan. 13	DET.	W	1-0	22-12-7
42	Jan. 17	ATL	T	2-2	22-12-8
43	Jan. 21	at WSH.	W	1-0	23-12-8
44	Jan. 22	DET.	W	8-1	24-12-8
45	Jan. 24	L.A.	W	5-0	25-12-8
46	Jan. 27	MIN.	W	4-3	26-12-8
47	Jan. 28	at TOR	W	3-2	27-12-8
48	Jan. 31	at STL	T	2-2	27-12-9
49	Feb. 3	ATL	T	2-2	27-12-10
50	Feb. 4	at NYR	W	6-5	28-12-10
51	Feb. 6*	at DET	L	3-4	28-13-10
52	Feb. 8	at PHI	L	2-4	28-14-10
53	Feb. 10	at VAN	L	2-3	28-15-10
54	Feb. 12	at K.C.	T	2-2	28-15-11
55	Feb. 14	PIT	T	4-4	28-15-12
56	Feb. 15	at BUF	W	3-1	29-15-12
57	Feb. 17	NYR	L	1-3	29-16-12
58	Feb. 18	at DET	W	5-3	30-16-12
59	Feb. 21	BOS	L	1-2	30-17-12
60	Feb. 22	at WSH.	W	4-0	31-17-12
61	Feb. 24	at MIN.	W	7-2	32-17-12
62	Feb. 26	K.C.	T	2-2	32-17-13
63	Feb. 28	CHI.	W	4-1	33-17-13
64	Mar. 2	CAL.	W	2-1	34-17-13
65	Mar. 4	VAN.	T	3-3	34-17-14
66	Mar. 6	WSH.	W	6-3	35-17-14
67	Mar. 7	at PIT.	W	5-3	36-17-14
68	Mar. 9	STL.	W	4-0	37-17-14
69	Mar. 13	at TOR	T	2-2	37-17-15
70	Mar. 14	at CHI	W	5-3	38-17-15
71	Mar. 16	MIN.	L	1-3	38-18-15
72	Mar. 20	CHI.	W	4-2	39-18-15
73	Mar. 23	at VAN	L	2-5	39-19-15
74	Mar. 24	at L.A.	T	1-1	39-19-16
75	Mar. 26	at CAL.	W	3-2	40-19-16
76	Mar. 29	PHI.	W	5-1	41-19-16
77	Mar. 31	at NYR	L	1-3	41-20-16
78	Apr. 1	ATL	T	1-1	41-20-17
79	Apr. 3	NYR	W	10-2	42-20-17
80	Apr. 4	at ATL	L	2-5	42-21-17

OPPONENTS

IN THE PAST

STANLEY CUP PLAYOFFS

MEDIA INFORMATION

1974-75 NY ISLANDERS • 33-25-22 (88 PTS) • HEAD COACH - AL ARBOUR.

PLAYER	GP	G-A	PTS	+/-	PIM
Denis Potvin	79	21-55	76	+28	105
Bill Harris	80	25-37	62	+4	34
Bob Nystrom	76	27-28	55	+17	122
Jean-Paul Parise	79	23-32	55		62
Ed Westfall	73	22-33	55	+19	28
Jude Drouin	78	18-36	54	-11	22
with Minnesota	38	4-18	22	-19	16
with ISLANDERS	40	14-18	32	+8	6
Garry Howatt	77	18-30	48	+32	121
Clark Gillies	80	25-22	47	-4	66
Andre St. Laurent	78	14-27	41	+22	60
Ralph Stewart	70	16-24	40	-9	12
Bob Bourne	77	16-23	39	+9	12

PLAYER	GP	G-A	PTS	+/-	PIM
Jean Potvin	73	9-24	33	-3	59
Bert Marshall	77	2-28	30	+18	58
Bill MacMillan	69	13-12	25	Even	12
Dave Lewis	78	5-14	19	+8	98
Dave Fortier	65	6-12	18	+14	79
Gerry Hart	71	4-14	18	+28	143
Lorne Henning	60	5-6	11	+7	6
Doug Rombough	28	5-6	11	+6	6
Ernie Hicke	20	2-6	8	+7	40
Craig Cameron	37	1-6	7	-3	4
Walt Ledingham	2	0-1	1	-3	0
Tom Miller	1	0-0	0	Even	0
Bill Smith	58	0-0	0	Goalie	21

GOALTENDER	GP	MINS	GAA	W	L	T	EN	SO	GA	SA	SV%
Glenn Resch	25	1432	2.47	12	7	5	3	3	59		
Bill Smith	58	3368	2.78	21	18	17	3	3	156		

*SV% & SA were not an official stat

GAME	DATE	OPPONENT	RESULTS	SCORE	RECORD
1	Oct.9	at MTL	T	5-5	0-0-1
2	Oct.12	K.C.	W	6-2	1-0-1
3	Oct.15	MTL	W	6-3	2-0-1
4	Oct.19	NYR	L	2-4	2-1-1
5	Oct.20	at WSH	W	5-0	3-1-1
6	Oct.22	ATL	W	2-1	4-1-1
7	Oct.26	MIN	W	4-0	5-1-1
8	Oct.29	CGY	W	10-1	6-1-1
9	Oct.30	at NYR	T	1-1	6-1-2
10	Nov.2	BOS	W	3-2	7-1-2
11	Nov.3	at PHI	L	1-3	7-2-2
12	Nov.5	PHI	T	4-4	7-2-3
13	Nov.6	at ATL	L	1-2	7-3-3
14	Nov.9	at STL	L	2-4	7-4-3
15	Nov.13	at PIT	L	2-8	7-5-3
16	Nov.15	at K.C.	L	2-4	7-6-3
17	Nov.16	at DET	L	3-5	7-7-3
18	Nov.19	PIT	W	4-3	8-7-3
19	Nov.20	at CHI	T	4-4	8-7-4
20	Nov.22	TOR	W	6-0	9-7-4
21	Nov.23	VAN	T	3-3	9-7-5
22	Nov.27	at L.A.	T	3-3	9-7-6
23	Nov.29	at CAL	T	3-3	9-7-7
24	Nov.30	at VAN	L	0-3	9-8-7
25	Dec.5	TOR	T	3-3	9-8-8
26	Dec.7	K.C.	W	4-1	10-8-8
27	Dec.8	at PHI	L	2-3	10-9-8
28	Dec.10	STL	W	3-2	11-9-8
29	Dec.14	L.A.	W	3-0	12-9-8
30	Dec.15	at BOS	L	2-5	12-10-8
31	Dec.17	at STL	L	4-8	12-11-8
32	Dec.18	at BUF	L	2-3	12-12-8
33	Dec.21	CHI	T	3-3	12-12-9
34	Dec.22	at K.C.	W	5-2	13-12-9
35	Dec.26	at ATL	L	1-2	13-13-9
36	Dec.28	at TOR	L	1-3	13-14-9
37	Dec.29	at WSH	W	7-0	14-14-9
38	Jan.2	WSH	W	5-2	15-14-9
39	Jan.4	NYR	L	3-5	15-15-9
40	Jan.7	TOR	W	5-3	16-15-9

GAME	DATE	OPPONENT	RESULTS	SCORE	RECORD
41	Jan.9	at PHI	W	3-1	17-15-9
42	Jan.11	ATL	T	2-2	17-15-10
43	Jan.12	at TOR	L	3-4	17-16-10
44	Jan.14	STL	T	3-3	17-16-11
45	Jan.18	DET	W	5-1	18-16-11
46	Jan.23	at CHI	L	1-3	18-17-11
47	Jan.25	L.A.	T	5-5	18-17-12
48	Jan.28	MIN	W	6-2	19-17-12
49	Jan.29	at MIN	W	4-3	20-17-12
50	Feb.1	at DET	W	4-1	21-17-12
51	Feb.2	at CHI	T	1-1	21-17-13
52	Feb.6	BUF	T	2-2	21-17-14
53	Feb.8	WSH	W	5-1	22-17-14
54	Feb.9	at BOS	L	1-5	22-18-14
55	Feb.11	PIT	W	2-1	23-18-14
56	Feb.12	at MIN	W	4-2	24-18-14
57	Feb.15	PHI	T	1-1	24-18-15
58	Feb.16	at PIT	L	2-3	24-19-15
59	Feb.18	BUF	L	2-3	24-20-15
60	Feb.21	VAN	L	1-4	24-21-15
61	Feb.22	at MTL	W	7-6	25-21-15
62	Feb.25	STL	W	3-0	26-21-15
63	Mar.1	CAL	W	6-1	27-21-15
64	Mar.2	at BUF	T	3-3	27-21-16
65	Mar.6	at L.A.	T	2-2	27-21-17
66	Mar.8	at VAN	W	7-5	28-21-17
67	Mar.9	at CAL	L	2-4	28-22-17
68	Mar.11	DET	L	2-4	28-23-17
69	Mar.12	at NYR	L	3-5	28-24-17
70	Mar.15	BOS	W	3-1	29-24-17
71	Mar.18	VAN	T	4-4	29-24-18
72	Mar.19	at K.C.	W	3-1	30-24-18
73	Mar.22	CHI	W	4-2	31-24-18
74	Mar.23	at MIN	T	3-3	31-24-19
75	Mar.25	MTL	T	3-3	31-24-20
76	Mar.29	NYR	W	6-4	32-24-20
77	Mar.30	at ATL	T	2-2	32-24-21
78	Apr.1	ATL	T	2-2	32-24-22
79	Apr.5	PHI	L	1-4	32-25-22
80	Apr.6	at NYR	W	6-4	33-25-22

1973-74 NY ISLANDERS • 19-41-18 (56 PTS) • HEAD COACH - AL ARBOUR

PLAYER	GP	G-A	PTS	+/-	PIM
Denis Potvin	77	17-37	54	-16	175
Bill Harris	78	23-27	50	-11	34
Ralph Stewart	67	23-20	43	-7	4
Ed Westfall	68	19-23	42	-5	28
Bob Nystrom	77	21-20	41	-17	118
Craig Cameron	78	15-14	29	-15	28
Jean Potvin	78	5-23	28	-26	100
Lorne Henning	60	12-15	27	-7	6
Germain Gagnon	62	8-14	22	+6	8
Brian Spencer	54	5-16	21	-16	65
Doug Rombough	58	9-10	19	+3	35
with Buffalo	46	6-9	15	+2	27
with ISLANDERS	12	3-1	4	+1	8
Garry Howatt	78	6-11	17	-13	204
Dave Lewis	68	2-15	17	-7	58

PLAYER	GP	G-A	PTS	+/-	PIM
Andre St. Laurent	42	5-9	14	+1	18
Ernie Hicke	55	6-7	13	-19	26
Bill MacMillan	55	4-9	13	-6	16
Dave Hudson	63	2-10	12	-6	7
Gerry Hart	70	1-10	11	-17	61
Bert Marshall	69	1-7	8	+5	84
Tom Miller	19	2-1	3	-3	4
Bob Cook	22	2-1	3	Even	4
Victor Teal	1	0-0	0	+1	0
Brian Marchinko	6	0-0	0	Even	0
Bryan Leffley	7	0-0	0	Even	0
Neil Nicholson	8	0-0	0	+2	0
Gerry Desjardins	36	0-0	0	Goalie	0
Glenn Resch	2	0-0	0	Goalie	0
Bill Smith	46	0-0	0	Goalie	11

GOALTENDER	GP	MINS	GAA	W	L	T	EN	SO	GA	SA	SV%
Glenn Resch	2	120	3.00	1	1	0	0	0	6		
Bill Smith	46	2615	3.07	9	23	12	5	0	134		
Gerry Desjardins	36	1945	3.12	23	17	6	1	0	101		

*SV% & SA were not an official stat

GAME	DATE	OPPONENT	RESULTS	SCORE	RECORD
1	Oct.10	at ATL	T	1-1	0-0-1
2	Oct.13	PHI	L	0-6	0-1-1
3	Oct.14	at BOS	L	2-3	0-2-1
4	Oct.16	L.A.	T	4-4	0-2-2
5	Oct.20	BUF.	L	1-2	0-3-2
6	Oct.21	at CHI	T	3-3	0-3-3
7	Oct.25	MIN.	T	1-1	0-3-4
8	Oct.27	NYR	W	3-2	1-3-4
9	Oct.28	at BUF.	L	2-5	1-4-4
10	Nov.1	TOR.	T	2-2	1-4-5
11	Nov.3	BOS	W	6-4	2-4-5
12	Nov.7	at PIT.	T	1-1	2-4-6
13	Nov.10	at TOR	T	3-3	2-4-7
14	Nov.11	at NYR	L	2-5	2-5-7
15	Nov.14	at DET	L	3-4	2-6-7
16	Nov.17	at STL	L	0-4	2-7-7
17	Nov.20	TOR.	L	2-4	2-8-7
18	Nov.22	DET.	W	5-3	3-8-7
19	Nov.24	at DET	L	4-6	3-9-7
20	Nov.27	ATL	W	4-2	4-9-7
21	Dec.1	PHI	L	1-2	4-10-7
22	Dec.2	at BOS	L	3-5	4-11-7
23	Dec.4	STL	L	1-3	4-12-7
24	Dec.6	MTL	L	2-4	4-13-7
25	Dec.8	at MTL	L	1-3	4-14-7
26	Dec.11	CAL.	W	6-3	5-14-7
27	Dec.13	at L.A.	L	2-3	5-15-7
28	Dec.15	CHI	T	3-3	5-15-8
29	Dec.16	at PHI	L	0-4	5-16-8
30	Dec.18	VAN.	T	2-2	5-16-9
31	Dec.22	at STL	W	4-2	6-16-9
32	Dec.23	MTL	T	1-1	6-16-10
33	Dec.26	at MIN	L	0-1	6-17-10
34	Dec.28	at CAL	T	4-4	6-17-11
35	Dec.29	at VAN	W	4-3	7-17-11
36	Jan.2	at CHI	L	1-5	7-18-11
37	Jan.3	VAN.	W	3-2	8-18-11
38	Jan.5	BOS	L	2-6	8-19-11
39	Jan.8	L.A.	L	1-3	8-20-11

GAME	DATE	OPPONENT	RESULTS	SCORE	RECORD
40	Jan.10	at MTL	L	3-8	8-21-11
41	Jan.12	at MIN	W	4-3	9-21-11
42	Jan.15	ATL	W	4-3	10-21-11
43	Jan.19	BUF.	T	2-2	10-21-12
44	Jan.22	CAL.	W	4-3	11-21-12
45	Jan.26	BOS	L	0-4	11-22-12
46	Jan.27	at CHI	W	4-2	12-22-12
47	Jan.31	at L.A.	W	4-2	13-22-12
48	Feb.2	at VAN	T	2-2	13-22-13
49	Feb.3	at CAL	L	2-4	13-23-13
50	Feb.5	MIN.	W	6-2	14-23-13
51	Feb.6	at NYR	L	0-6	14-24-13
52	Feb.9	PIT	L	2-3	14-25-13
53	Feb.12	ATL	L	1-4	14-26-13
54	Feb.14	at STL	T	2-2	14-26-14
55	Feb.16	CHI	L	0-4	14-27-14
56	Feb.19	MTL	W	5-3	15-27-14
57	Feb.24	at DET	L	3-5	15-28-14
58	Feb.26	VAN	T	1-1	15-28-15
59	Feb.28	TOR.	L	4-6	15-29-15
60	Mar.2	at TOR	L	2-5	15-30-15
61	Mar.3	at BUF	L	3-4	15-31-15
62	Mar.5	PIT	L	1-2	15-32-15
63	Mar.9	DET.	L	1-3	15-33-15
64	Mar.10	at NYR	L	2-4	15-34-15
65	Mar.12	PHI	L	1-2	15-35-15
66	Mar.14	at TOR	L	1-2	15-36-15
67	Mar.16	NYR	L	1-3	15-37-15
68	Mar.17	at MTL	L	2-4	15-38-15
69	Mar.19	STL	W	5-1	16-38-15
70	Mar.20	at PIT.	T	1-1	16-38-16
71	Mar.23	BUF.	T	1-1	16-38-17
72	Mar.24	at ATL	W	6-4	17-38-17
73	Mar.27	at CAL	T	2-2	17-38-18
74	Mar.28	at L.A.	L	1-4	17-39-18
75	Mar.30	at VAN	L	2-4	17-40-18
76	Apr.2	PIT	W	3-2	18-40-18
77	Apr.4	at PHI	L	0-4	18-41-18
78	Apr.6	MIN.	W	4-2	19-41-18

OPPONENTS

IN THE PAST

STANLEY CUP PLAYOFFS

MEDIA INFORMATION

1972-73 NY ISLANDERS • 12-60-6 (30 PTS) • HEAD COACH - PHIL GOYETTE/EARL INGARFIELD

PLAYER	GP	G-A	PTS	+/-	PIM
Bill Harris	78	28-22	50	-44	35
Ed Westfall	67	15-31	46	-42	25
Germain Gagnon	63	12-29	41	-24	31
Brian Spencer	78	14-24	38	-47	90
Ernie Hicke	59	14-23	37	-2	37
with Atlanta	58	14-23	37	-2	37
with ISLANDERS	1	0-0	0	Even	0
Craig Cameron	72	19-14	33	-38	27
Dave Hudson	69	12-19	31	-39	17
Tom Miller	69	13-17	30	-29	21
Lorne Henning	63	7-19	26	-28	14
Terry Crisp	52	4-16	20	-22	6
Bob Cook	46	11	7	-20	18
with Detroit	13	3-1	4	-11	4
with ISLANDERS	33	8-6	14	-9	14
Don Blackburn	56	7-10	17	-33	20
Jean Potvin	45	3-12	15	-4	22
with Philadelphia	35	3-9	12	-1	10
with ISLANDERS	10	0-3	3	-3	12
Ralph Stewart	31	4-10	14	-11	4

PLAYER	GP	G-A	PTS	+/-	PIM
Jim Mair	49	2-11	13	-38	41
Brian Lavender	42	6-6	12	-42	47
Arnie Brown	48	4-8	12	-47	27
Gerry Hart	47	1-11	12	-18	158
Bill Mikkelsen	72	1-10	11	-54	45
Bryan Lefley	62	3-7	10	-39	56
Brian Marchinko	36	2-6	8	-10	0
Ron Stewart	33	2-3	5	-17	4
with NY Rangers	11	0-1	1	Even	0
with ISLANDERS	22	2-2	4	-17	4
Ken Murray	39	0-4	4	-21	59
Neil Nicholson	30	2-1	3	-22	23
Richard Grenier	10	1-1	2	-2	2
Bob Nystrom	11	1-1	2	-11	10
Ron Smith	11	1-1	2	-8	14
Garry Howatt	8	0-1	1	-5	18
Gerry Gray	1	0-0	0	Goalie	0
Dave Pulkkinen	2	0-0	0	-1	0
Bill Smith	38	0-0	0	Goalie	42
Gerry Desjardins	44	0-0	0	Goalie	9

GOALTENDER	GP	MIN	GAA	W	L	T	EN	SO	GA	SA	SV%
Gerry Desjardins	44	2498	4.68	5	35	3		0	195		
Bill Smith	38	2122	4.16	7	24	3		0	147		
Gerry Gray	1	60	5.00	0	1	0		0	5		

*SV% & SA were not an official stat

GAME	DATE	OPPONENT	RESULTS	SCORE	RECORD
1	Oct. 7	ATL	L	2-3	0-1-0
2	Oct. 12	L.A.	W	3-2	1-1-0
3	Oct. 14	BOS	L	4-7	1-2-0
4	Oct. 17	PIT	L	0-5	1-3-0
5	Oct. 21	NYR	L	1-2	1-4-0
6	Oct. 24	MTL	L	3-4	1-5-0
7	Oct. 28	CHI	T	4-4	1-5-1
8	Oct. 29	at BOS	L	1-9	1-6-1
9	Nov. 1	at CAL	W	6-2	2-6-1
10	Nov. 3	at VAN	L	2-7	2-7-1
11	Nov. 4	at L.A.	L	2-9	2-8-1
12	Nov. 8	at CHI	L	1-6	2-9-1
13	Nov. 11	at MIN	L	0-3	2-10-1
14	Nov. 14	MTL	L	2-7	2-11-1
15	Nov. 16	at ATL	L	0-4	2-12-1
16	Nov. 18	BOS	L	3-7	2-13-1
17	Nov. 21	CAL	W	4-2	3-13-1
18	Nov. 22	at PHI	L	3-5	3-14-1
19	Nov. 25	at PIT	T	2-2	3-14-2
20	Nov. 26	at BUF	L	2-9	3-15-2
21	Nov. 28	BUF	L	2-7	3-16-2
22	Dec. 2	DET	L	1-4	3-17-2
23	Dec. 3	at BOS	L	1-5	3-18-2
24	Dec. 5	L.A.	L	1-6	3-19-2
25	Dec. 9	NYR	L	1-4	3-20-2
26	Dec. 10	at NYR	L	1-4	3-21-2
27	Dec. 12	STL	T	4-4	3-21-3
28	Dec. 13	at PIT	L	1-9	3-22-3
29	Dec. 16	PHI	L	1-2	3-23-3
30	Dec. 17	at ATL	L	0-4	3-24-3
31	Dec. 20	at MTL	L	2-4	3-25-3
32	Dec. 21	VAN	T	4-4	3-25-4
33	Dec. 23	MIN	W	4-2	4-25-4
34	Dec. 27	at L.A.	L	1-4	4-26-4
35	Dec. 29	at CAL	L	2-5	4-27-4
36	Dec. 30	at VAN	L	2-5	4-28-4
37	Jan. 2	ATL	L	1-6	4-29-4
38	Jan. 3	at BUF	L	1-4	4-30-4
39	Jan. 6	DET	L	0-4	4-31-4

GAME	DATE	OPPONENT	RESULTS	SCORE	RECORD
40	Jan. 7	at DET	L	0-4	4-32-4
41	Jan. 9	L.A.	L	2-3	4-33-4
42	Jan. 10	at TOR	L	2-4	4-34-4
43	Jan. 13	at MIN	L	1-8	4-35-4
44	Jan. 14	STL	L	1-2	4-36-4
45	Jan. 16	MIN	L	0-1	4-37-4
46	Jan. 18	at BOS	W	9-7	5-37-4
47	Jan. 20	at STL	L	1-5	5-38-4
48	Jan. 23	CAL	W	8-1	6-38-4
49	Jan. 24	at MTL	L	1-6	6-39-4
50	Jan. 26	at VAN	L	1-5	6-40-4
51	Jan. 31	at TOR	L	3-5	6-41-4
52	Feb. 1	CHI	L	3-5	6-42-4
53	Feb. 3	BUF	T	1-1	6-42-5
54	Feb. 4	at BUF	L	1-5	6-43-5
55	Feb. 6	TOR	W	4-2	7-43-5
56	Feb. 7	at NYR	L	0-6	7-44-5
57	Feb. 10	NYR	L	0-6	7-45-5
58	Feb. 13	at PHI	L	2-8	7-46-5
59	Feb. 14	at CHI	L	2-4	7-47-5
60	Feb. 17	at TOR	L	2-6	7-48-5
61	Feb. 18	at NYR	L	2-3	7-49-5
62	Feb. 20	PIT	L	0-4	7-50-5
63	Feb. 22	at PIT	L	1-2	7-51-5
64	Feb. 24	DET	W	4-2	8-51-5
65	Feb. 27	CHI	L	3-5	8-52-5
66	Mar. 3	VAN	W	9-3	9-52-5
67	Mar. 4	at DET	L	1-5	9-53-5
68	Mar. 6	MTL	L	2-3	9-54-5
69	Mar. 8	TOR	L	2-4	9-55-5
70	Mar. 10	at STL	L	4-5	9-56-5
71	Mar. 11	at MIN	L	1-2	9-57-5
72	Mar. 13	BOS	L	0-3	9-58-5
73	Mar. 17	STL	W	6-4	10-58-5
74	Mar. 20	CAL	W	6-3	11-58-5
75	Mar. 24	PHI	W	3-2	12-58-5
76	Mar. 27	BUF	L	2-3	12-59-5
77	Mar. 31	at PHI	L	2-10	12-60-5
78	Apr. 1	at ATL	T	4-4	12-60-6

TEAM RECORDS – SEASON

Most Points:	118	1981-82
Most Points, Home:	70	1981-82
Most Points, Road:	53	1980-81
Fewest Points:	30	1972-73
Fewest Points, Home (24 games):	23	1994-95***
Fewest Points, Home (39 games):	24	1972-73
Fewest Points, Home (41 games):	26	1999-00
Fewest Points, Road (39 games):	6	1972-73
Fewest Points, Road (41 games):	20	1995-96
Most Victories:	54	1981-82
Most Victories, Home:	33	1981-82
Most Victories, Road:	25	1980-81
Fewest Victories (78 games):	12	1972-73
Fewest Victories (82 games):	21	2000-01
Fewest Victories, Home:	10	1972-73
Fewest Victories, Road (39 games):	2	1972-73
Fewest Victories, Road (41 games):	8	1995-96
Most Losses:	60	1972-73
Most Losses, Home:	28	2000-01
Most Losses, Road:	35	1972-73
Fewest Losses:	15	1978-79
Fewest Losses, Home:	3	1981-82
Fewest Losses, Road:	6	2012-13***
Most Ties:	22^	1974-75
Most Ties, Home:	12^	1974-75
Most Ties, Road:	10^	1974-75
Fewest Ties:	4^	1983-84
Fewest Ties, Home:	1^	1983-84
Fewest Ties, Road:	2^	1994-95***

TEAM RECORDS – GAME

Most Goals: 11	at Toronto	3/3/84
Most Goals Against: 11	vs. Pittsburgh	12/20/83
Most Goals Against, Home: 9	at Calgary	2/25/81
Most Goals, Both Clubs: 17	at Toronto, 11-6	3/3/84
Greatest Winning Margin: 9	vs. Pittsburgh, 9-0	1/9/86
Greatest Losing Margin: 9	at Carolina, 0-9	4/7/09
Highest Tie Score: 8-8	vs. Minnesota	11/23/82
Most Assists: 20	vs. NY Rangers	11/17/84
Most Total Points: 30	vs. NY Rangers	11/17/84
Most Points, Both Clubs: 49	at Toronto (10-18-28)	10/14/78
Most Shots: 60	vs. Carolina	10/25/08
Most Shots, Road: 57	at Ottawa	11/1/13
Most Shots Against: 60	at Philadelphia	11/22/72
Most Shots Against (OT): 61	at Toronto	11/23/09
Most Shots, Both Clubs: 95	at Boston (44)	1/28/06
Fewest Shots: 10	at Carolina	3/26/00
Fewest Shots Against: 10	vs. Atlanta	2/16/08
Fewest Shots, Both Clubs: 32	at Philadelphia (21)	1/26/98
Most Penalty Minutes: 183	vs. Pittsburgh	2/11/11
Most Penalty Minutes, Both Clubs: 346	vs. Pittsburgh (163)	2/11/11
Fewest Penalty Minutes, Both Clubs: 0	vs. Hartford	1/26/80
Fewest Power Plays, Both Clubs: 0	at Boston	4/7/01
Most Unanswered Goals For: 15	vs. PIT - vs. DET	1/9/86 - 1/11/86
Most Unanswered Goals Against: 13	vs. TOR - at NYR - vs. NYR	2/6/73 - 2/10/73
Most Penalty Shots for: 1	vs. Buffalo	3/4/00
Most Penalty Shots, against: 1	(Satan vs. Weekes - Failed)	
Most Penalty Shots, both clubs: 2	(Jokinen vs. Hasek - Scored)	

Most OT Wins:	7	2010-11
Most OT Wins, Home:	3	2007-08
Most OT Wins, Road:	5	2010-11
Most OT Losses:	8	1984-85
Most OT Losses, Home:	5	2006-07
Most OT Losses, Road:	6	2010-11
Most Shutouts:	10	1975-76
Fewest Shutouts:	0	1990-91
Most Times Shut Out:	11	1972-73
Fewest Times Shut Out:	0	1980-81
Most Shootouts:	15	2013-14
Most Shootout Wins:	9	2005-06
Most Shootout Losses:	6	2010-11
Most Goals:	385	1981-82
Fewest Goals:	126	1994-95***
Most Goals Against:	347	1972-73
Fewest Goals Against:	139	2012-13***
Most Assists:	652	1981-82
Fewest Assists:	198	1994-95***
Most Total Points:	1037	1981-82
Fewest Total Points:	324	1994-95***
Most Hat Tricks:	13	1980-81
Most Power Play Goals:	93	1980-81
Fewest Power Play Goals:	28	1994-95***
Most Power Play Goals Against:	103	1988-89
Fewest Power Play Goals Against:	28	2012-13***
Most Shorthanded Goals:	19	1980-81
Fewest Shorthanded Goals:	2	1972-73
Most Shorthanded Goals Against:	16	1997-98
Fewest Shorthanded Goals Against:	0	2012-13***
Most Penalty Minutes:	1831	1986-87
Fewest Penalty Minutes:	461	2012-13***
Most Shots On Goal:	2616	1992-93
Fewest Shots On Goal:	1357	1994-95***
Most Shots On Goal Against:	2751	2008-09
Fewest Shots On Goal Against:	1352	2012-13***
Most 20-Or-More-Goal Scorers:	9	1975-76
Most 30-Or-More-Goal Scorers:	6**	1977-78
Most 40-Or-More-Goal Scorers:	3	1991-92
Most 50-Or-More-Goal Scorers:	2	1981-82
Most Penalty Shots:	10	2010-11

Most Total Points:	1037	1981-82
Fewest Total Points:	324	1994-95***
Most Hat Tricks:	13	1980-81
Most Power Play Goals:	93	1980-81
Fewest Power Play Goals:	28	1994-95***
Most Power Play Goals Against:	103	1988-89
Fewest Power Play Goals Against:	28	2012-13***
Most Shorthanded Goals:	19	1980-81
Fewest Shorthanded Goals:	2	1972-73
Most Shorthanded Goals Against:	16	1997-98
Fewest Shorthanded Goals Against:	0	2012-13***
Most Penalty Minutes:	1831	1986-87
Fewest Penalty Minutes:	461	2012-13***
Most Shots On Goal:	2616	1992-93
Fewest Shots On Goal:	1357	1994-95***
Most Shots On Goal Against:	2751	2008-09
Fewest Shots On Goal Against:	1352	2012-13***
Most 20-Or-More-Goal Scorers:	9	1975-76
Most 30-Or-More-Goal Scorers:	6**	1977-78
Most 40-Or-More-Goal Scorers:	3	1991-92
Most 50-Or-More-Goal Scorers:	2	1981-82
Most Penalty Shots:	10	2010-11

*NHL Record **Tied NHL Record *** 48 Game Season
^ TIES WERE ELIMINATED STARTING IN THE 2005-06 SEASON

Longest shootout: 13 rounds	at Tampa Bay	3/28/14
Most Power Play Goals: 5	vs. Quebec	1/24/81
Most Power Play Goals Against: 5	at Pittsburgh	12/30/99
Most Shorthanded Goals For: 3	at Carolina	1/22/08
Most Shorthanded Goals Against: 3	vs. Philadelphia	4/2/96
Most Shorthanded Goals, Both Clubs: 3	at Carolina (0)	1/22/08
Most Unanswered Goals For: 15	vs. PIT - vs. DET	1/9/86 - 1/11/86
Most Unanswered Goals Against: 13	vs. TOR - at NYR - vs. NYR	2/6/73 - 2/10/73
Most Penalty Shots for: 1	vs. Buffalo	3/4/00
Most Penalty Shots, against: 1	(Satan vs. Weekes - Failed)	
Most Penalty Shots, both clubs: 2	(Jokinen vs. Hasek - Scored)	

TEAM RECORDS – PERIOD

Most Goals: 7	
vs. NY Rangers	12/23/78
at Vancouver	3/10/14
Most Goals Against: 8	
at Philadelphia	3/31/73
Most Goals, Both Clubs: 9	
at Washington (6)	
Islanders (3)	11/23/88
at St. Louis (4)	
Islanders (5)	3/12/85
at Philadelphia (8)	
Islanders (1)	3/31/73
Most Assists: 13	
vs. NY Rangers	12/23/78
Most Points: 20	
vs. NY Rangers	12/23/78
Most Power Play Goals: 3 (12 Times)	
Most Recently:	
at Vancouver	3/10/14
at Boston	12/31/13
at Phoenix	11/23/96

Most Power Play Goals Against: 4	
at Pittsburgh	12/30/99
at Pittsburgh	2/6/90
Most Power Play Goals, Both Clubs: 4 (14 Times)	
Most Recently:	
at Boston	12/31/13
at Philadelphia	12/8/09
vs. Pittsburgh	1/13/01
at Pittsburgh	12/30/99
Most Shorthanded Goals: 2 (16 Times)	
Most Recently:	
at NY Rangers	12/20/13
vs. Toronto	2/27/14
at Tampa Bay	3/22/11
at Carolina	1/22/08
vs. Philadelphia	4/18/06
Most Shorthanded Goals Against: 2	
vs. Philadelphia	4/18/06
vs. Philadelphia	4/2/96
at New Jersey	11/30/90
vs. Buffalo	11/26/72

Most Shots: 29	
vs. Florida	3/2/08
Most Shots Against: 27	
at St. Louis	12/29/84
Fewest Shots: 0	
vs. Tampa Bay	2/15/94
at NY Rangers	2/25/79
Fewest Shots Against: 1 (11 Times)	
Most Recently:	
At Anaheim	11/10/10
vs. New Jersey	1/23/10
vs. Carolina	11/22/06
at Buffalo	10/10/02
vs. Toronto	11/30/00
vs. Calgary	10/14/00

FASTEST GOALS

Start Of Season: 1:01	
Dave Scatchard at Buffalo	10/10/02
Start Of Game: **0:05	
Bryan Trottier at Boston	3/22/84
Start of Game Against: 0:08	
Alexander Semin at Washington	11/11/09
Start of Game, Fastest Two Against: :31	
Justin Williams (:16), Michael Handzus (:31)	
vs. Philadelphia	10/26/02
Start of Period: 0:05	
Bryan Trottier at Boston	3/22/84
Start of Period Against: 0:07	
Alexandre Daigle vs. Ottawa	1/24/95
Earliest Power-Play Goal For: 0:16	
Bryan Trottier vs. Philadelphia	1/10/77
Earliest Power-Play Goal Against: 0:17	
Joe Pavelski vs. San Jose	10/29/11
Fastest Two Goals: 0:06	
Clark Gillies (4:51), Mike Bossy (4:57)	
3rd Period vs. Chicago	10/27/79
Fastest Two Goals Against: 0:04	
Kris King (19:45), James Patrick (19:49)	
3rd Period at NY Rangers	10/9/91

Fastest Three Goals: 0:27	
Denis Potvin (15:15), Bryan Trottier (15:25),	
Bob Bourne (15:42)	
3rd Period at NY Rangers	10/23/83
Fastest Two Goals By An Individual: 0:08	
Pat LaFontaine vs. Chicago	2/16/85
Fastest Two Goals By An Individual, Against: 0:05	
Nathan Gerbe; at Buffalo	1/21/11
Fastest Three Goals By An Individual: 1:18	
Derek King vs. Pittsburgh	10/15/91
Fastest Three Goals, Defenseman: *3:21	
Denis Potvin at Toronto	10/14/78
Fastest Three Goals Against: 0:42	
Vincent Lecavalier (17:43), Michel Ouellet (18:15),	
Jason Ward (18:25)	
3rd Period at Tampa Bay	3/11/08
Fastest Four Goals: 1:38	
John Tonelli (2:30), Bryan Trottier (2:46 & 3:31),	
Duane Sutter (4:08)	
1st Period vs. Pittsburgh	1/26/82

Fastest Four Goals Against: 2:07	
Stephen Leach (10:04), Jiri Slegr (11:13),	
Jaromir Jagr (11:44), Tyler Wright (12:11)	
2nd Period vs. Pittsburgh	3/21/00
Fastest Five Goals: 2:37	
Duane Sutter (1:31), John Tonelli (2:30),	
Bryan Trottier (2:46 & 3:31), Duane Sutter (4:08)	
1st Period vs. Pittsburgh	1/26/82
Fastest Two Shorthanded Goals: 0:17	
Bob Bourne (16:09), Anders Kallur (16:26)	
1st Period vs. Winnipeg	12/16/80
Fastest Two Shorthanded Goals against: 0:40	
Simon Gagne (19:07), Handzus (19:47)	
3rd Period vs. Philadelphia	4/18/06
Fastest Two Shorthanded Goals by One Player: 0:48	
Michael Grabner (15:53 & 16:41) vs. Toronto	2/27/14

*NHL Record **Ties NHL Record

STREAKS

Longest Winning Streak: 15

Began 1/21/82 vs. Pittsburgh (6-1) 1981-82
 Ended 2/21/82 at Pittsburgh (3-4)

Longest Winning Streak, Home: 14

Began 1/2/82 vs. Chicago (5-3) 1981-82
 Ended 2/27/82 vs. Quebec (5-5)

Longest Winning Streak, Road: 8

Began 2/27/81 at Vancouver (5-1) 1980-81
 Ended 3/31/81 at Montreal (1-3)

Longest Undeclared Streak: 15

Began 1/21/82 vs. Pittsburgh (6-1) 1981-82 (15-0-0)
 Ended 2/21/82 at Pittsburgh (3-4)
 Began 11/4/78 vs. Washington (4-1) 1978-79 (12-0-3)
 Ended 12/10/78 at Montreal (3-4)
 Began 11/4/80 vs. Detroit (6-4) 1980-81 (13-0-2)
 Ended 12/4/80 at Colorado (3-4)

Longest Undeclared Streak, Home: 23

Began 1/2/82 vs. Chicago (5-3) 1981-82 (21-0-2)
 Thru End of 1981-82 Season
 Began 10/17/78 vs. Montreal (3-1) 1978-79 (15-0-8)
 Ended 1/27/79 vs. NY Rangers (2-7)

Longest Undeclared Streak, Road: 8

Began 2/27/81 vs. Vancouver (5-1) 1980-81 (8-0-0)
 Ended 3/31/81 vs. Montreal (1-3)
 Began 10/7/81 at Los Angeles (4-1) 1981-82 (6-0-2)
 Ended 11/15/81 at Philadelphia (4-5)
 Began 11/12/78 vs. NY Rangers (5-3) 1978-79 (7-0-1)
 Ended 12/10/78 vs. Montreal (3-4)
 Began 2/12/76 vs. Kansas City (2-2) 1975-76 (6-0-2)
 Ended 3/13/76 vs. Vancouver (2-3)

Longest Losing Streak: 12

Began 11/22/88 vs. Washington (2-4) 1988-89
 Ended 12/17/88 vs. New Jersey (5-2)
 Began 12/27/72 vs. Los Angeles (1-4) 1972-73
 Ended 1/18/73 vs. Boston (9-7)

Longest Losing Streak, Home: 7

Began 11/13/99 vs. St. Louis (3-5) 1999-00
 Ended 12/18/99 vs. Buffalo (2-2)

Longest Losing Streak, Road: 15

Began 1/20/73 vs. St. Louis (1-5) 1972-73
 Ended 4/1/73 vs. Atlanta (4-4)

Longest Winless Streak: 15

Began 11/22/72 vs. Philadelphia (3-5) 1972-73
 Ended 12/23/72 vs. Minnesota (4-2)

Longest Winless Streak, Home: 9

Began 3/2/99 vs. Ottawa (2-4) 1998-99
 Ended 4/8/99 vs. Montreal (3-1)

Longest Winless Streak, Road: 20

Began 11/3/72 vs. Vancouver (2-7) 1972-73
 Ended 1/18/73 vs. Boston (9-7)

Longest Shutout Sequence: 199:24

Began 3/31/98 at Washington, 10:13 (3rd) 2-5
 4/1/98 vs. Tampa Bay 4-0
 4/4/98 vs. NY Rangers 3-0
 4/6/98 at Tampa Bay 3-0
 Ended 4/8/98 vs. New Jersey, 9:37 (1st) 3-2

Longest Shutout Sequence, Against: 186:31

Began 12/26/06 vs. NY Rangers, 1:48 (3rd) 2-0
 Thru 12/27/06 at Ottawa 0-2
 Thru 12/30/06 vs. New Jersey 0-2
 Ended 1/1/07 at Buffalo, 8:19 (3rd) 1-3

Longest Non-Shutout Streak: 187 games

1977-78 thru 1979-80
 Began 10/18/77 vs. Los Angeles 0-0
 Ended 12/23/79 at Chicago 0-8

Most Consecutive Shutouts: 3

4/1/98 vs. Tampa Bay (4-0) 1997-98
 4/4/98 vs. NY Rangers (3-0)
 4/6/98 at Tampa Bay (3-0)

Most Consecutive Shutouts, Against: 2

11/19/11 vs. Boston (0-6) 2011-12
 11/21/11 at Pittsburgh (0-5)
 3/20/10 at Los Angeles (0-1) 2009-10
 3/24/10 at NY Rangers (0-5)
 12/26/06 at Ottawa (0-2) 2006-07
 12/30/06 vs. New Jersey (0-2)
 11/26/03 vs. Carolina (0-2) 2003-04
 11/28/03 at Detroit (0-6)
 11/9/00 vs. Buffalo (0-3) 2000-01
 11/11/00 @ San Jose (0-4)
 12/30/00 vs. Buffalo (0-2) 2000-01
 1/2/01 vs. Montreal (0-3)
 1/19/00 at Montreal (0-3) 1999-00
 1/21/00 at New Jersey (0-4)
 12/29/98 at Tampa Bay (0-3) 1998-99
 12/31/98 at Chicago (0-1)
 11/3/92 at Pittsburgh (0-2) 1992-93
 11/5/92 at Minnesota (0-3)
 2/7/73 at NY Rangers (0-6) 1972-73
 2/10/73 vs. NY Rangers (0-6)
 1/6/73 vs. Detroit (0-4) 1972-73
 1/7/73 at Detroit (0-4)

Most Consecutive Shutouts, Home: 3

12/16/06 vs. Atlanta (6-0) 2006-07
 12/23/06 vs. Columbus (4-0)
 12/26/06 vs. NY Rangers (2-0)
 2/19/94 vs. Ottawa (4-0) 1993-94
 2/21/94 vs. Washington (4-0)
 2/25/94 vs. Philadelphia (2-0)

Most Consecutive Shutouts, Road: 2

10/14/98 at Tampa Bay (2-0) 1998-99
 10/17/98 at St. Louis (1-0)

Most Consecutive Shutout Against, Home: 2

12/30/00 vs. Buffalo (0-2) 2000-01
 1/2/01 vs. Montreal (0-3)
 2/10/73 vs. NY Rangers (0-6) 1972-73
 2/20/73 vs. Detroit (0-4)

Most Consecutive Shutouts Against, Road: 3

12/29/98 at Tampa Bay (0-3) 1998-99
 12/31/98 at Chicago (0-1)
 1/7/99 at Philadelphia (0-5)

Consecutive Games Played by an Individual: 576

Billy Harris 10/7/72 - 11/30/79 1972-79

INDIVIDUAL RECORDS-POINTS

Most Points, Career: 1353

Bryan Trottier 1975-90

Most Points, One Season: 147

Mike Bossy 1981-82

Most Points, One Game: 8

Bryan Trottier 12/23/78 vs. NY Rangers

Most Points, Rookie, One Game: 5

John Tavares (2-3) 3/16/10 at Vancouver
 Mikko Makela (2-3) 1/28/86 vs. Toronto
 Pat LaFontaine (3-2) 3/3/84 at Toronto
 Mike Bossy (1-4) 11/1/77 vs. Atlanta
 Bryan Trottier (1-4) 11/26/75 at Minnesota
 Bryan Trottier (3-2) 10/11/75 vs. Los Angeles
 Dave Hudson (1-4) 3/3/73 vs. Vancouver

Most Points, One Period: 6*

Bryan Trottier 12/23/78 vs. NY Rangers

Most Points, Center, One Season: 134

Bryan Trottier 1978-79

Most Points, Left Wing, One Season: 100

John Tonelli 1984-85

Most Points, Right Wing, One Season: 147

Mike Bossy 1981-82

Most Points, Defenseman, One Season: 101

Denis Potvin 1978-79

Most Points, Rookie, One Season: 95

Bryan Trottier 1975-76

Most Points, Rookie Defenseman, One Season: 56

Stefan Persson 1977-78

Longest Scoring Streak: 25 Games

Bryan Trottier (28-27-55) 1981-82
 Began 1/21/82 vs. Pittsburgh
 Ended 3/13/82 at Los Angeles

Most 100-point seasons: 7

Mike Bossy

Most 80 point seasons: 11

Bryan Trottier

INDIVIDUAL RECORDS-ASSISTS

Most Assists, Career: 853

Bryan Trottier 1975-90

Most Assists, One Season: 87

Bryan Trottier 1978-79

Most Assists, One Game: 6

Mike Bossy 1/6/81 vs. Toronto

Most Assists, One Period: 4

Several Players

Most Assists, Center, One Season: 87

Bryan Trottier 1984-85

. 1978-79

Most Assists, Left Wing, One Season: 58

John Tonelli 1984-85

. 1981-82

Most Assists, Right Wing, One Season: 83

Mike Bossy 1981-82

Most Assists, Defenseman, One Season: 70

Denis Potvin 1978-79

Most Assists, Rookie, One Season: 63

Bryan Trottier 1975-76

Most Assists, Rookie Defenseman, One Season: 50

Stefan Persson 1977-78

Longest Assist Scoring Streak: 9

Tom Kurvers 1991-92

Pat LaFontaine 1984-85

Mike Bossy 1981-82

Bryan Trottier 1980-81

. 1978-79

Stefan Persson 1978-79

Denis Potvin 1978-79

INDIVIDUAL RECORDS-PENALTIES

Most PIM, Career: 1879

Mick Vukota 1988-96

Most PIM, One Season: 356

Brian Curran 1986-87

Most PIM, One Game: 42

Mick Vukota 12/12/89 vs. New Jersey

Most PIM, One Period: 32

Micheal Haley 2/11/1 vs. Pittsburgh (3rd)

Most PIM, Forward, One Season: 307

Zenon Konopka 2010-11

Most PIM, Defenseman, One Season: 356

Brian Curran 1986-87

Most PIM, Goaltender, One Season: 54

Billy Smith 1978-79

Most PIM, Rookie, One Season: 242

Rich Pilon 1988-89

INDIVIDUAL RECORDS-GOALS

Most Goals, Career: 573

Mike Bossy 1977-88

Most Goals, One Season: 69

Mike Bossy 1978-79

Most Goals One Game: 5

John Tonelli 1/6/81 vs. Toronto

Bryan Trottier 2/13/82 vs. Philadelphia

. 12/23/78 vs. NY Rangers

Most Goals, One Period: 4

Bryan Trottier 2/13/82 vs. Philadelphia

Most Goals, Center, One Season: 58

Pierre Turgeon 1992-93

Most Goals, Left Wing, One Season: 42

John Tonelli 1984-85

Most Goals, Right Wing, One Season: 69

Mike Bossy 1978-79

Most Goals, Defenseman, One Season: 31

Denis Potvin 1978-79

. 1975-76

Most Goals, Rookie, One Season: 53

Mike Bossy 1977-78

Most Game-Winning Goals, One Season: 11

Mike Bossy 1983-84

Most Power Play Goals, One Season: 28

Mike Bossy 1980-81

Most Power Play Goals, One Game: 4

Bryan Trottier 2/13/82 vs. Philadelphia

Most Power Play Goals, One Period: 3

Several Players

Most Shorthanded Goals, One Season: 7

Frans Nielsen 2010-11

Bob Bourne 1980-81

Most Shorthanded Goals, One Game: 2

Michael Grabner 2/27/14 vs. Toronto

Mike Sillinger 1/22/08 at Carolina

Ziggy Palffy 4/17/99 at Pittsburgh

Trevor Linden 4/1/98 vs. Tampa Bay

Pat Flatley 12/19/92 at Pittsburgh

Mikko Makela 2/23/98 vs. Vancouver

Most Shorthanded Goals, One Period: 2

Michael Grabner 2/27/14 vs. Toronto

Ziggy Palffy 4/17/99 at Pittsburgh

Most Hat Tricks, One Season: 9

Mike Bossy 1980-81

Most Hat Tricks, Career: 39

Mike Bossy 1977-88

Longest Goal Scoring Streak: 11

Pat LaFontaine (18 Goals) 1989-90

Began 12/15/89 at Washington

Ended 1/11/90 at Minnesota

Longest Goal-Scoring Streak, Rookie: 7 (twice)

Mike Bossy, 1977-78

Most Consecutive Multi-Goal Games: 3

Several Players

Last: Michael Grabner 2/10-2/13/11

Most Consecutive Multi-Goal Games, Rookie: 3

Michael Grabner 2/10-2/13/11

Most Goals, Rookie, One Game: 3

Michael Grabner 2/13/11 at Buffalo

Niklas Anderson 2/14/96 at Dallas

Pat LaFontaine 3/3/84 vs. Toronto

Mats Hallin 3/19/83 vs. Philadelphia

Brent Sutter 2/2/82 vs. Washington

Mike Bossy 2/4/78 vs. Washington

Bryan Trottier 10/11/75 vs. Los Angeles

Bob Nystrom 1/31/74 at Los Angeles

Bob Cook 3/3/73 vs. Vancouver

Youngest Goal Scorer: 18 years, 35 days

Nino Niederreiter 10/13/10 vs. Washington

Oldest Goal Scorer: 40 years, 136 days

Ron Stewart 11/25/72 at Pittsburgh

Most 20 goal seasons: 13

Bryan Trottier

Most 30 goal seasons: 11

Bryan Trottier

Most 40 goal seasons: 9

Mike Bossy

Most 50 goal season: 9

Mike Bossy

INDIVIDUAL RECORDS-GOALTENDING

Most Games, Career: 675

Bill Smith 1972-89

Most Minutes, Career: 38129

Bill Smith 1972-89

Most Games, One Season: 66

Chris Osgood 2001-02

Most Minutes, One Season: 3742

Chris Osgood 2001-02

Most Victories, Career: 304

Bill Smith 1972-89

Most Victories, One Season: 32

Rick DiPietro 2006-07

Chris Osgood 2001-02

Bill Smith 1981-82

Most Ties, Career: 104

Bill Smith 1972-89

Most Ties, One Season: 17

Bill Smith 1974-75

Most Shutouts, Career: 25

Glenn Resch 1974-81

Most Shutouts, One Season: 7

Glenn Resch 1975-76

Most Shutouts Combined, One Season: 10

Glenn Resch (7)

Bill Smith (3) 1975-76

Most Consecutive Shutouts: 2

Rick DiPietro 2003-04

. 2006-07

Tommy Salo 1998-99

Wade Flaherty 1997-98

Ron Hextall 1993-94

Glenn Resch 1975-76

Most Consecutive Shutouts, Home: 3

Rick DiPietro 2006-07

vs. Atlanta (6-0) 12/16/06

vs. Columbus (4-0) 12/23/06

vs. NY Rangers (2-0) 12/26/06

Ron Hextall 1993-94

vs. Ottawa (4-0) 2/19/94

vs. Washington (4-0) 2/21/94

vs. Philadelphia (2-0) 2/25/94

Longest Consecutive Shutout Sequence: 178:29

Glenn Resch 1975-76

Longest Undefeated Streak: 23 games (15-0-8)

Glenn Resch 1978-79

Began 10/17/78 vs. Montreal

Ended 1/17/79 at NY Rangers

Most Consecutive Starts: 20

Ron Hextall 1993-94

Most Consecutive Games Played: 26

Tommy Salo 1996-97

Most goals, One Season: 1**

Bill Smith 1979-80

Most Assists, One Season: 6

Rick DiPietro 2007-08

Most Saves, One Game (No OT): 55

Felix Potvin 4/12/99

at New Jersey (4-2)

Billy Smith 11/22/72

at Philadelphia (3-5)

Most Saves, One Game (OT): 58

Dwayne Roloson 11/23/09

at Toronto (4-3 OT)

Most Saves in an NHL debut: 43

Roberto Luongo 11/28/99

at Boston (2-1)

*NHL Record **Ties NHL Record

ALL-TIME SCORING (TOP 50 NEW YORK ISLANDERS PLAYERS)

PLAYER	GP	G	A	PTS	PIM	PPG	SHG	GWG	GTG
1. Bryan Trottier	1123	500	853	1353	798	158	17	68	13
2. Mike Bossy	752	573	553	1126	210	181	8	82	15
3. Denis Potvin	1060	310	742	1052	1356	127	10	44	9
4. Clark Gillies	872	304	359	663	891	92	0	41	13
5. Brent Sutter	694	287	323	610	761	91	12	37	6
6. Pat LaFontaine	530	287	279	566	309	79	5	35	6
7. John Tonelli	594	206	338	544	473	35	3	29	7
8. Bob Bourne	814	238	304	542	542	38	16	37	8
9. Bob Nystrom	900	235	278	513	1248	27	0	38	11
10. Derek King	638	211	288	499	344	81	1	30	4
11. Patrick Flatley	712	160	328	488	660	42	6	21	1
12. Bill Harris	623	184	259	443	296	38	3	25	11
13. Stefan Persson	622	52	317	369	574	30	0	7	1
14. Pierre Turgeon	255	147	193	340	70	50	6	24	2
15. Tomas Jonsson	532	84	249	333	460	22	3	12	2
16. Zigmund Palffy	331	168	163	331	173	46	9	19	2
17. John Tavares	350	136	179	315	159	44	0	23	0
18. Mariusz Czerkawski	470	145	150	295	183	47	1	14	6
19. Duane Sutter	547	121	171	292	893	14	0	8	0
20. Alexei Yashin	346	119	171	290	179	47	0	18	0
21. Ed Westfall	493	105	181	286	134	23	8	7	6
T22. Jason Blake	426	127	131	258	268	31	8	17	0
T22. Steve Thomas	275	118	140	258	381	35	0	16	3
T24. Kyle Okposo	390	99	155	254	247	22	0	16	0
T24. Frans Nielsen	447	85	169	254	88	15	12	7	0
26. David Volek	396	95	154	249	201	29	1	11	1
27. Ray Ferraro	316	116	122	238	297	22	0	10	7
28. Travis Green	388	92	145	237	258	34	1	9	3
29. Kenny Jonsson	597	57	175	232	260	27	2	4	0
30. Greg Gilbert	425	93	138	231	324	10	1	7	0
T31. Benoit Hogue	258	105	124	229	282	23	8	14	1
T31. Trent Hunter	459	99	130	229	201	24	1	16	0
33. Matt Moulson	304	118	105	223	60	44	0	13	0
34. Mikko Makela	307	95	124	219	98	31	2	10	2
35. Mark Parrish	345	118	96	214	122	43	1	25	0
T36. Garry Howatt	596	93	120	213	1466	2	0	12	8
T36. Jean Potvin	402	46	167	213	330	22	3	7	1
38. Anders Kallur	383	101	110	211	149	17	19	12	7
39. Marty McNnis	337	79	119	198	115	9	7	9	2
40. Wayne Merrick	411	81	116	197	135	9	0	13	0
41. Butch Goring	332	87	108	195	30	7	18	9	2
42. Jeff Norton	282	22	166	188	232	13	2	1	0
43. Lorne Henning	544	73	111	184	102	2	18	9	5
44. Mark Streit	286	40	139	179	178	25	1	5	0
45. Josh Bailey	406	66	111	177	135	14	4	7	0
46. Randy Wood	381	94	78	172	294	12	4	10	2
T47. Claude Lapointe	535	76	95	171	354	5	11	12	2
T47. Jean-Paul Parise	240	73	98	171	160	15	2	12	8
49. Shawn Bates	330	58	112	170	222	3	13	10	2
50. Jude Drouin	250	64	105	169	103	16	0	6	4

OPPONENTS

IN THE PAST

STANLEY CUP PLAYOFFS

MEDIA INFORMATION

ALL-TIME SCORING (508 Total Players)

PLAYER	GP	G	A	PTS	PIM
Dave Scatchard	347	81	87	168	504
Miroslav Satan	243	78	88	166	139
Oleg Kvasha	332	60	96	156	250
Alan Kerr	326	69	85	154	691
Roman Hamrik	300	43	110	153	325
Michael Peca	222	49	93	142	176
Dave Lewis	514	24	117	141	409
Robert Reichel	164	49	91	140	86
Bryan Smolinski	227	57	82	139	108
Brad Isbister	247	67	68	135	306
Tom Kurvers	192	26	108	134	115
Michael Grabner	263	82	49	131	46
Bryan Berard	242	31	100	131	267
Gerry Hart	476	20	108	128	783
Vladimir Malakhov	166	27	98	125	171
Blake Comeau	261	56	65	121	143
Brad Dalgarno	321	49	71	120	332
Richard Park	316	45	75	120	115
PA Parenteau	161	38	82	120	135
Adrian Aucoin	235	33	80	113	186
Ralph Stewart	199	49	61	110	24
Radek Martinek	479	24	85	109	280
Dave Langevin	422	12	95	107	465
Arron Asham	300	47	58	105	315
Scott Lachance	450	26	79	105	348
Ken Morrow	550	17	88	105	309
Andre St. Laurent	261	38	66	104	191
Brad Lauer	259	38	60	98	200
Bert Marshall	392	8	87	95	318
Uwe Krupp	180	22	72	94	140
Gerald Diduck	314	26	63	89	580
Paul Boutilier	293	20	69	89	250
Andrew MacDonald	215	17	72	89	139
Mike Sillinger	141	42	45	87	74
Chris Campoli	228	20	63	83	105
Mike Kaszycki	145	30	51	81	76
Sean Bergenheim	246	40	40	80	195
Bill Guerin	142	39	41	80	128
Todd Bertuzzi	192	35	45	80	209
Niklas Andersson	138	29	50	79	77
Travis Hamonic	252	13	65	78	272
Tim Connolly	163	24	51	75	86
Andy Hilbert	218	27	44	71	74
Craig Cameron	185	35	34	69	59
Mike Comrie	107	28	41	69	113
Rich Kromm	183	27	42	69	48
Tom Fitzgerald	205	25	44	69	100
Bill MacMillan	231	32	36	68	51
Bruno Gervais	331	9	59	68	164
Mike McEwen	143	12	55	67	82
Doug Crossman	96	16	50	66	66
Mike York	107	19	46	65	44
Trevor Linden	107	28	36	64	65
Doug Weight	107	13	51	64	73
Gord Dineen	287	11	53	64	380
Germain Gagnon	125	20	43	63	39
Bryan McCabe	220	18	45	63	466
Gary Nylund	211	11	52	63	376
Gord Lane	305	9	51	60	614
Rich Pilon	509	6	54	60	1525
Brian Spencer	132	19	40	59	155
Billy Carroll	200	19	37	56	74
Mathieu Schneider	78	14	42	56	123
Matt Martin	280	24	31	55	447
Bob Lorimer	220	8	47	55	172
Pat Price	182	8	45	53	104
Viktor Kozlov	81	25	26	51	28
Hubie McDonough	139	31	19	50	51
Ken Leiter	139	14	36	50	62
Jack Hillen	175	8	42	50	109
Steve Tambellini	107	24	25	49	21

PLAYER	GP	G	A	PTS	PIM
Bill Berg	154	21	28	49	154
Mattias Weinhandl	155	16	33	49	50
Steve Konroyd	169	8	41	49	187
Don Maloney	91	16	32	48	53
Rob Schremp	89	17	30	47	20
Bob Bassen	184	16	31	47	215
Mats Lindgren	134	20	26	46	52
Jeff Tambellini	176	18	28	46	68
Darius Kasparaitis	232	6	40	46	439
Dennis Vaske	232	5	41	46	247
Sergei Nemchinov	141	18	27	45	46
Mick Vukota	500	16	29	45	1879
Thomas Vanek	47	17	27	44	34
Janne Niinimaa	136	11	33	44	140
Joe Reekie	151	8	36	44	224
Tom Poti	78	6	38	44	74
Wendel Clark	58	24	19	43	60
Mark Lawrence	127	18	25	43	98
Dave Hudson	132	14	29	43	24
Jon Sim	162	23	19	42	110
Alexei Zhitnik	89	7	33	40	128
Marc-Andre Bergeron	69	15	23	39	26
Dale Henry	132	13	26	39	263
Freddy Meyer	178	11	28	39	100
Randy Boyd	85	9	29	38	116
Mike Watt	120	13	23	36	29
Tom Chorske	84	12	24	36	41
Eric Cairns	327	9	27	36	814
Josef Vasicek	81	16	19	35	53
Colin McDonald	115	15	20	35	66
Casey Cizikas	140	12	23	35	50
Brad Boyes	48	10	25	35	16
Brendan Witt	247	5	30	35	321
Alexander Semak	69	20	14	34	68
Ruslan Fedotenko	67	16	17	33	40
Tom Miller	89	15	18	33	25
Bill Muckalt	72	15	18	33	37
Brian Mullen	81	18	14	32	28
Jason Wiemer	94	10	22	32	140
Wayne McBean	120	8	24	32	95
David Chyzowski	118	15	16	31	138
Chris Simon	95	11	19	30	118
Andy Sutton	135	7	23	30	199
Kip Miller	54	8	21	29	8
Zdeno Chara	231	6	23	29	347
Milan Jurcina	111	7	21	28	60
Jorgen Jonsson	68	11	17	28	16
Brent Sopel	57	2	25	27	64
Mats Hallin	108	14	12	26	103
Brock Nelson	72	14	12	26	12
Josh Green	49	12	14	26	41
Randy Robitaille	60	7	19	26	24
Thomas Hickey	121	5	21	26	14
Tim Jackman	159	10	15	25	310
Dave McLlwain	58	9	16	25	28
Lubomir Visnovsky	59	6	19	25	30
Sean Hill	81	1	24	25	110
Adam Creighton	66	15	9	24	102
Cliff Ronning	40	9	15	24	2
Hector Marini	46	8	16	24	95
Roger Kortko	79	7	17	24	28
Barry Richter	72	6	18	24	34
Dan Plante	159	9	14	23	135
Gino Odjick	82	9	13	22	254
Olli Jokinen	82	11	10	21	80
Ernie Hicke	76	8	13	21	99
James Wisniewski	32	3	18	21	18
Reed Larson	33	7	13	20	35
Dave Fortier	124	6	14	20	147
Garry Galley	56	6	14	20	59
Robert Nilsson	53	6	14	20	26

ALL-TIME SCORING (CONT.)

PLAYER	GP	G	A	PTS	PIM
Terry Crisp	52	4	16	20	6
Cal Clutterbuck	73	12	7	19	40
Dick Tarnstrom	62	3	16	19	38
Marc Bergevin	76	2	17	19	92
Rick DiPietro	318	0	19	19	129
Ted Donato	56	7	11	18	27
Ryan Strome	37	7	11	18	8
Steve Webb	316	5	13	18	530
Chris Luongo	138	5	13	18	104
Mark Hamway	53	5	13	18	9
Taylor Pyatt	78	4	14	18	39
Mattias Timander	85	4	14	18	26
Bob Cook	55	10	7	17	18
Derek Armstrong	70	7	10	17	47
Don Blackburn	56	7	10	17	20
Ari Haanpaa	60	6	11	17	37
Jamie Heward	54	6	11	17	26
Dylan Reese	74	3	14	17	40
Jeff Finley	87	1	16	17	51
Jamie Rivers	75	1	16	17	84
Anders Lee	24	10	6	16	14
Justin Papineau	69	9	7	16	8
Calvin de Haan	52	3	13	16	30
Matt Donovan	55	2	14	16	26
Michel Bergeron	25	9	6	15	2
Jesse Joensuu	67	8	7	15	47
Doug Rombough	40	8	7	15	14
Kirk Muller	27	7	8	15	29
Ryan Smyth	18	5	10	15	14
Daniel Marois	40	4	10	14	53
Bob Beers	35	2	12	14	16
Paul Kruse	110	10	3	13	249
David Ullstrom	49	6	7	13	12
Eric Brewer	89	5	8	13	52
Dmitri Nabokov	30	4	9	13	18
Doug Houda	101	3	10	13	146
Brian Strait	66	3	10	13	24
Brent Severyn	84	2	11	13	214
Jim Mair	49	2	11	13	41
Bill Smith	675	1	12	13	484
Ken Baumgartner	175	1	12	13	678
Brad Lukowich	57	1	12	13	32
Claude Loiselle	69	7	5	12	152
Keith Aucoin	41	6	6	12	4
Bob Sweeney	66	6	6	12	59
Brian Lavender	42	6	6	12	47
Mike Hough	85	5	7	12	29
Arnie Brown	48	4	8	12	27
Dean Chynoweth	147	2	10	12	408
Martin Straka	22	2	10	12	6
Raimo Helminen	24	1	11	12	4
Aris Brimanis	74	2	9	11	32
Marty Reasoner	92	1	10	11	38
Sven Butenschon	78	1	10	11	56
Bill Mikkelsen	72	1	10	11	45
Brian Curran	90	0	11	11	424
Brent Hughes	51	7	3	10	57
Neal Coulter	26	5	5	10	11
Nate Thompson	82	3	7	10	88
Bryan Leffley	69	3	7	10	56
Joe Sacco	98	6	3	9	55
Juraj Kolnik	36	6	3	9	12
Troy Loney	26	5	4	9	23
Mathieu Biron	74	4	5	9	50
Brian Rolston	49	4	5	9	6
Pierre-Marc Bouchard	28	4	5	9	12
Justin Mapletoft	38	3	6	9	8
Zenon Konopka	82	2	7	9	307
Keith Acton	71	2	7	9	50
Jason Krog	28	2	7	9	6

PLAYER	GP	G	A	PTS	PIM
Dean McAmmond	18	2	7	9	8
Craig Ludwig	75	1	8	9	77
Joel Bouchard	25	1	8	9	23
Glenn Resch	282	0	9	9	22
Ray Giroux	16	0	9	9	12
Rob DiMaio	74	6	2	8	75
Scott Howson	18	5	3	8	4
Ken Belanger	71	4	4	8	260
Gilles Thiabeau	20	4	4	8	17
Jari Gronstrand	44	3	5	8	29
Jason Dawe	35	3	5	8	14
David Harlock	70	2	6	8	68
Richie Hansen	18	2	6	8	4
Jeff Hamilton	14	2	6	8	8
Brian Marchinko	14	2	6	8	0
Kelly Hrudey	241	0	8	8	105
Steve Staios	65	0	8	8	53
Wyatt Smith	42	0	8	8	26
John Tucker	20	3	4	7	4
Brett Lindros	51	2	5	7	147
Peter Regin	44	2	5	7	18
Andrey Vasilyev	15	2	5	7	6
Mark Eaton	96	1	6	7	18
Branislav Mezei	66	1	6	7	65
Jeremy Colliton	57	3	3	6	26
Jeff Toms	39	2	4	6	10
Johan Davidsson	14	2	4	6	0
Kevin Miller	33	1	5	6	13
Kevin Haller	31	1	5	6	58
Glenn Healy	176	0	6	6	41
Mark Fitzpatrick	129	0	6	6	30
David Maley	37	0	6	6	74
Raffi Torres	31	0	6	6	16
Marko Kiprusoff	27	0	6	6	4
J.J. Daigneault	18	0	6	6	21
Vladimir Orszagh	34	3	2	5	12
Yan Kaminsky	25	3	2	5	4
Eric Godard	107	2	3	5	260
Andreas Johansson	18	2	3	5	0
Eric Manlow	26	2	3	5	6
Evgeny Korolev	42	1	4	5	14
Mike Stapleton	34	1	4	5	2
Ron Sutter	27	1	4	5	21
Ty Wishart	21	1	4	5	10
Craig Janney	18	1	4	5	4
Darby Hendrickson	16	1	4	5	33
Chris Marinucci	12	1	4	5	2
Mike Iggulden	11	1	4	5	4
Roland Melanson	136	0	5	5	50
Evgeni Nabokov	121	0	5	5	10
Matt Carkner	75	0	5	5	195
Mike Mottau	49	0	5	5	23
Neil Nicholson	39	3	1	4	23
Yvon Vautour	17	3	1	4	24
Derek Laxdal	16	3	1	4	4
Eric Boulton	38	2	2	4	124
Ron Stewart	21	2	2	4	4
Iain Fraser	7	2	2	4	2
Steve Martins	39	1	3	4	20
Vladimir Chebaturkin	27	1	3	4	20
Chris Ferraro	11	1	3	4	8
Chris Osgood	103	0	4	4	22
Ray Schultz	45	0	4	4	155
Ken Murray	39	0	4	4	59
Dustin Kohn	22	0	4	4	4
Chris Taylor	22	0	4	4	4
Paul Stanton	18	0	4	4	9
Milan Tichy	10	0	4	4	10
Nino Niederreiter	64	2	1	3	20
Trevor Gillies	56	2	1	3	240

OPPONENTS

IN THE PAST

STANLEY CUP PLAYOFFS

MEDIA INFORMATION

ALL-TIME SCORING (CONT.)

PLAYER	GP	G	A	PTS	PIM
Ted Drury	55	2	1	3	31
Micheal Haley	43	2	1	3	151
Jay Pandolfo	62	1	2	3	8
Thomas Pock	59	1	2	3	35
Aaron Ness	29	1	2	3	12
Greg Parks	23	1	2	3	4
Darren Van Impe	14	1	2	3	1
Richard Zednik	10	1	2	3	2
Graeme Townshend	9	1	2	3	0
Tommy Salo	187	0	3	3	47
Ron Hextall	65	0	3	3	52
Denis Grebeshkov	21	0	3	3	8
Mikael Andersson	19	0	3	3	4
Ian Herbers	6	0	3	3	2
Mike Walsh	14	2	0	2	4
Rob Davison	34	1	1	2	53
Petteri Nokelainen	15	1	1	2	4
Pat Conacher	13	1	1	2	0
Ron Smith	11	1	1	2	14
Richard Grenier	10	1	1	2	2
Sean Haggerty	10	1	1	2	4
Drew Fata	8	1	1	2	9
Dane Jackson	8	1	1	2	4
Ted Crowley	6	1	1	2	0
Todd McLellan	5	1	1	2	0
Craig Berube	38	0	2	2	54
Aaron Johnson	30	0	2	2	30
Ken Sutton	21	0	2	2	8
Joe Callahan	18	0	2	2	5
Allan Rourke	17	0	2	2	4
Kevin Czuczman	13	0	2	2	14
Craig Darby	13	0	2	2	0
Ron Handy	10	0	2	2	0
Rob Collins	8	0	2	2	0
Tony Hrkac	7	0	2	2	0
Paul Guay	3	0	2	2	2
Mike Halmo	20	1	0	1	32
Jason Holland	12	1	0	1	4
Ben Walter	12	1	0	1	0
Danton Cole	10	1	0	1	0
John Persson	10	1	0	1	6
Paul Gagne	9	1	0	1	4
Mike Stevens	9	1	0	1	14
Trevor Smith	7	1	0	1	0
Kurtis McLean	4	1	0	1	0
Rod Dallman	4	1	0	1	21
Shawn Evans	2	1	0	1	0
Garth Snow	127	0	1	1	66
Eric Fichaud	75	0	1	1	2
Wade Flaherty	60	0	1	1	6
Jamie McLennan	56	0	1	1	10
Joey MacDonald	51	0	1	1	6
Al Montoya	51	0	1	1	4
Kevin Poulin	49	0	1	1	0
Jeff Hackett	43	0	1	1	6
Kevin Weekes	36	0	1	1	0
John Erskine	34	0	1	1	99
Tim Wallace	31	0	1	1	6
Martin Biron	29	0	1	1	2
Joel Rechlicz	23	0	1	1	95
Mike Dunham	19	0	1	1	0
Jason Strudwick	18	0	1	1	43
Joe Finley	16	0	1	1	20
Jarrett Deuling	15	0	1	1	11
Micah Aivazoff	12	0	1	1	6
Anders Myrvold	12	0	1	1	0
Mark Katic	11	0	1	1	4
Darcy Regier	11	0	1	1	7
Johan Sundstrom	11	0	1	1	6
Matt Spiller	9	0	1	1	2
Justin DiBenedetto	8	0	1	1	2

PLAYER	GP	G	A	PTS	PIM
Mark Flood	6	0	1	1	0
Walt Ledingham	6	0	1	1	0
John Namestnikov	6	0	1	1	4
Garth MacGuigan	5	0	1	1	2
Darryl Bootland	4	0	1	1	2
Alexander Karpovtsev	3	0	1	1	4
Kevin Devine	2	0	1	1	8
Dallas Eakins	2	0	1	1	2
Dean Malkoc	2	0	1	1	7
Scott Pearson	2	0	1	1	0
Jason Herter	1	0	1	1	0
Gerry Desjardins	80	0	0	0	0
Tommy Soderstrom	78	0	0	0	9
Dwayne Roloson	50	0	0	0	14
John Vanbiesbrouck	44	0	0	0	8
Wade Dubielewicz	37	0	0	0	0
Felix Potvin	33	0	0	0	2
Yann Danis	31	0	0	0	0
Joe Day	24	0	0	0	30
Roberto Luongo	24	0	0	0	0
Tomi Pettinen	24	0	0	0	18
Anders Nilsson	23	0	0	0	2
Steve Weeks	23	0	0	0	2
Mitch Fritz	20	0	0	0	42
Warren Luhning	19	0	0	0	8
Chris Pryor	18	0	0	0	51
Steve Regier	18	0	0	0	4
Kevin Colley	16	0	0	0	52
Jesse Belanger	12	0	0	0	2
Mark Janssens	12	0	0	0	34
Eric Boguniecki	11	0	0	0	8
Ronald Petrovicky	11	0	0	0	4
Brett Skinner	11	0	0	0	4
Mike Hordy	11	0	0	0	7
Jim Cummins	10	0	0	0	31
Nathan Lawson	10	0	0	0	0
Alex McKendry	10	0	0	0	2
Randy Hillier	8	0	0	0	11
Chris Terreri	8	0	0	0	2
Danny Lorenz	8	0	0	0	0
Dave Archibald	7	0	0	0	4
Tom Draper	7	0	0	0	0
Corey Foster	7	0	0	0	2
Rhett Rakhshani	7	0	0	0	0
Marcel Cousineau	6	0	0	0	0
Mike MacWilliam	6	0	0	0	14
Stephen Valiquette	6	0	0	0	0
Bob Halkidis	5	0	0	0	30
Steve Junker	5	0	0	0	0
Alexander Kharitinov	5	0	0	0	4
Scott Mayfield	5	0	0	0	7
Deron Quint	5	0	0	0	0
Jason Widmer	5	0	0	0	7
Shawn Byram	4	0	0	0	14
Brett Gallant	4	0	0	0	17
Rick Green	4	0	0	0	0
Mikko Koskinen	4	0	0	0	0
Randy Johnston	4	0	0	0	4
Alan Letang	4	0	0	0	0
George Maneluk	4	0	0	0	2
Todd Okerlund	4	0	0	0	2
Grigori Panteleev	4	0	0	0	0
Jason Simon	4	0	0	0	34
Derek Bekar	4	0	0	0	2
Kip Brennan	3	0	0	0	12
Mike Donnelly	3	0	0	0	2
Jim Dowd	3	0	0	0	0
Brent Grieve	3	0	0	0	7
Matt Keith	3	0	0	0	0
Matt Koalska	3	0	0	0	2
Peter Mannino	3	0	0	0	0

ALL-TIME SCORING (CONT.)

Bob McGill	3	0	0	0	0	5	Neil Hawryliw	1	0	0	0	0	0
Petr Mika	3	0	0	0	0	0	Goran Hogosta	1	0	0	0	0	0
Alain Nasreddine	3	0	0	0	0	2	Cole Jarret	1	0	0	0	0	0
Brandon Smith	3	0	0	0	0	0	Mike Kennedy	1	0	0	0	0	2
Brad Turner	3	0	0	0	0	0	Anton Klementyev	1	0	0	0	0	0
Richard Brodeur	2	0	0	0	0	0	Daniel Lacroix	1	0	0	0	0	0
Ryan Caldwell	2	0	0	0	0	2	Jeff Libby	1	0	0	0	0	0
Glenn Johannessen	2	0	0	0	0	0	Greg Mauldin	1	0	0	0	0	0
Dale Kushner	2	0	0	0	0	2	Masi Marjamaki	1	0	0	0	0	0
Dave Pulkkinen	2	0	0	0	0	0	Jason Podollan	1	0	0	0	0	2
Scott Scissons	2	0	0	0	0	0	Dave Roche	1	0	0	0	0	0
Bruce Affleck	1	0	0	0	0	0	Shane Sims	1	0	0	0	0	0
Sean Bentivoglio	1	0	0	0	0	2	Vern Smith	1	0	0	0	0	0
Matt Campanale	1	0	0	0	0	0	Victor Teal	1	0	0	0	0	0
Jamie Doornbosch	1	0	0	0	0	0	Marko Tuomainen	1	0	0	0	0	0
Jamie Fraser	1	0	0	0	0	0	Nick Vachon	1	0	0	0	0	0
Gerry Gray	1	0	0	0	0	0							

ALL-TIME GOALTENDING (44)

PLAYER	GP	MINs	GA	EN	SO	GAA	SV*	SOG*	SV%*	RECORD
Bill Smith	675	38124	2008	33	22	3.16				304-230-104
Rick DiPietro	318	18198	871	28	16	2.87	9786	8915	.902	130-136-36
Glenn Resch	282	16408	699	10	25	2.56				157-69-47
Kelly Hrudey	241	13617	787	11	6	3.47	6334	7121	.889	106-90-26
Tommy Salo	187	10568	488	21	14	2.77	4512	5000	.902	62-94-21
Glenn Healy	176	9810	564	20	4	3.45	4564	5128	.890	66-79-21
Roland Melanson	136	7639	400	7	1	3.14	1241	1386	.895	77-34-14
Mark Fitzpatrick	129	7396	420	14	3	3.41	3440	3860	.891	51-53-17
Garth Snow	127	6718	309	11	4	2.76	2887	3196	.903	44-52-13
Evgeni Nabokov	123	7107	307	10	9	2.59	3089	3396	.910	57-43-18
Chris Osgood	103	5736	253	10	6	2.65	2386	2639	.904	49-39-10
Gerry Desjardins	80	4443	295	1	0	4.00				14-52-9
Tommy Soderstrom	77	3940	237	2	3	3.61	1850	2087	.886	19-34-9
Eric Fichaud	74	3800	199	4	1	3.14	1779	1978	.899	19-34-9
Dwayne Roloson	70	4103	198	6	1	2.90	1986	2184	.909	29-31-8
Ron Hextall	65	3581	184	3	5	3.08	1617	1801	.898	27-26-6
Wade Flaherty	60	2941	139	7	4	2.84	742	881	.842	15-26-6
Al Montoya	56	3133	135	4	1	2.82	1282	1417	.905	21-17-10
Jamie McLennan	56	3108	167	2	0	3.22	1353	1520	.890	17-27-9
Joey MacDonald	51	2913	163	7	1	3.36	1494	1657	.902	14-27-7
Kevin Poulin	49	2671	137	4	0	3.08	1229	1366	.900	18-25-2
John Vanbiesbrouck	44	2390	120	4	1	3.01	1057	1177	.898	10-25-5
Jeff Hackett	43	2169	130	3	0	3.60	940	1070	.879	9-25-1
Wade Dubielewicz	37	1926	82	0	0	2.55	938	1020	.920	16-13-2
Kevin Weekes	36	2026	115	3	1	3.41	1058	1173	.902	10-20-4
Felix Potvin	33	1879	105	3	1	3.35	872	977	.893	7-21-4
Yann Danis	31	1760	84	1	2	2.86	849	933	.910	10-17-3
Martin Biron	29	1634	89	0	1	3.27	770	859	.896	9-14-4
Roberto Luongo	24	1292	70	2	1	3.25	660	730	.904	7-14-1
Anders Nilsson	23	1319	67	0	1	3.05	593	660	.898	9-9-2
Steve Weeks	23	1032	62	0	0	3.60	504	566	.890	9-4-2
Mike Dunham	19	979	61	2	0	3.74	491	552	.889	4-10-3
Nathan Lawson	10	384	26	0	0	4.06	217	243	.893	1-4-2
Chris Terreri	8	443	18	2	0	2.44	187	205	.912	2-4-1
Danny Lorenz	8	357	25	1	0	4.20	149	174	.856	1-5-0
Tom Draper	7	227	16	0	0	4.23	102	118	.864	1-3-0
Marcel Cousineau	6	293	14	0	0	2.87	105	119	.882	0-4-0
Stephen Valiquette	6	193	6	0	0	1.87	111	117	.949	2-0-0
Mikko Koskinen	4	208	15	0	0	4.33	103	118	.873	2-1-0
George Maneluk	4	140	15	0	0	6.43	79	94	.840	1-1-0
Peter Mannino	3	133	10	0	0	4.51	77	87	.885	1-1-0
Richard Brodeur	2	80	6	0	0	4.50				1-0-0
Gerry Gray	1	60	5	0	0	5.00				0-1-0
Goran Hogosta	1	9	0	0	0	0.00				0-0-0

* SV, SOG and SV% were not official statistics until the 1976-77 season

OPPONENTS

IN THE PAST

STANLEY CUP PLAYOFFS

MEDIA INFORMATION

DRAFT HISTORY

RD	OVERALL	PLAYER	POS	RD	OVERALL	PLAYER	POS	RD	OVERALL	PLAYER	POS	RD	OVERALL	PLAYER	POS
1972 (14)				1976 (6)				1982 (12)				1986 (14)			
1	1.	Bill Harris	RW	1	14.	Alex McKendry	LW/RW	1	21.	Patrick Flatley	RW	1	17.	Tom Fitzgerald	C
2	17.	Lorne Henning	C	2	32.	Mike Kaszycki	C	2	42.	Vern Smith	D	2	38.	Dennis Vaske	D
3	33.	Bob Nystrom	RW	3	50.	Garth MacGuigan	C	3	63.	Garry Lacey	LW	3	59.	Bill Berg	D
4	49.	Ron Smith	D	4	68.	Ken Morrow	D	4	84.	Alan Kerr	LW	4	80.	Shawn Byram	LW
5	65.	Richard Grenier	LW	5	86.	Mike Hordy	D	5	105.	Rene Breton	C	5	101.	Dean Sexsmith	C
6	81.	Derek Black	C/LW	6	104.	Yvon Vautour	RW	6	126.	Roger Kortko	C	5	104.	Todd McLellan	C
7	97.	Richard Brodeur	G	1977 (8)				7	147.	John Tiano	C	6	122.	Tony Schmalzbauer	D
7	101.	Don McLaughlin	LW	1	15.	Mike Bossy	RW	8	168.	Todd Okerlund	RW	7	138.	Will Anderson	D
8	113.	Derek Kuntz	D	2	33.	John Tonelli	LW/C	9	189.	Gord Paddock	D	7	143.	Rich Pilon	D
8	117.	Rene Levasseur	D	3	50.	Hector Marini	RW	10	210.	Eric Faust	D	8	164.	Peter Harris	G
9	129.	Yvan Rolando	RW	3	51.	Bruce Andres	LW	11	231.	Pat Goff	D	9	185.	Jeff Jablonski	LW
9	133.	Bill Ennos	RW	4	69.	Steve Stoyanovich	LW	12	252.	Jim Koudys	D	10	206.	Kerry Clark	RW
10	144.	Garry Howatt	LW	5	87.	Markus Mattsson	G	1983 (14)				11	227.	Dan Beaudette	C
10	146.	Rene Lambert	RW	6	105.	Steve Letzgas	D	1	3.	Pat LaFontaine	C	12	248.	Paul Thompson	D
1973 (10)				7	121.	Harald Luckner	C	1	16.	Gerald Diduck	D	1987 (12)			
1	1.	Denis Potvin	D	1978 (11)				2	37.	Garnet McKechney	RW	1	13.	Dean Chynoweth	D
3	33.	Dave Lewis	D	1	15.	Steve Tambellini	C	3	57.	Mike Neill	D	2	34.	Jeff Hackett	G
4	49.	Andre St. Laurent	C	2	34.	Randy Johnston	D	4	65.	Mikko Makela	C	3	55.	Dean Ewen	LW
5	65.	Ron Kennedy	LW	3	51.	Dwayne Lowdermilk	D	5	84.	Bob Caulfield	RW	4	76.	George Maneluk	G
6	81.	Keith Smith	D	5	84.	Greg Hay	LW	5	97.	Ron Viglasi	D	5	97.	Petr Vlk	LW
7	97.	Don Cutts	G	6	101.	Kelly Davis	LW/D	6	117.	Darin Ilkainen	LW	6	118.	Rob DiMaio	C
7	110.	Denis Anderson	D	7	118.	Richard Pepin	RW	7	137.	Jim Sprenger	D	7	139.	Knut Walbye	C
8	113.	Mike Kennedy	RW	8	135.	Dave Cameron	C	8	157.	Dale Henry	LW	8	160.	Jeff Saterdalen	RW
8	126.	Denis Desgagnés	C	9	152.	Paul Joswiak	G	9	177.	Kevin Vescio	D	9	181.	Shawn Howard	D
9	129.	Bob Lorimer	D	10	169.	Scott Cameron	D	10	197.	Dave Shellington	LW	10	202.	John Herlihy	RW
1974 (19)				11	184.	Christer Lowdahl	C/LW	11	217.	John Bjorkman	C	11	223.	Michael Erickson	D
1	4.	Clark Gillies	LW	12	199.	Gunnar Persson	D	12	237.	Peter McGeough	RW	12	244.	Will Averill	F
2	22.	Bryan Trottier	C	1979 (7)				1984 (13)				1988 (15)			
3	40.	Brad Anderson	C	1	17.	Duane Sutter	RW	1	20.	Duncan MacPherson	D	1	16.	Kevin Cheveldayoff	D
5	76.	Carlo Torresan	D	2	25.	Tomas Jonsson	D	2	41.	Bruce Melanson	RW/LW	2	29.	Wayne Doucet	LW
6	94.	Sid Prysunka	LW/RW	2	38.	Bill Carroll	C	3	62.	Jeff Norton	D	2	37.	Sean LeBrun	LW
7	112.	Dave Langevin	D	3	59.	Roland Melanson	G	4	70.	Doug Wieck	LW	3	58.	Danny Lorenz	G
8	129.	Dave Inkpen	D	4	80.	Tim Lockridge	D	4	83.	Ari Eerik Haanpää	RW	4	79.	Andre Brassard	D
9	146.	Jim Foubister	G	5	101.	Glen Duncan	LW	5	104.	Mike Murray	C	5	100.	Paul Rutherford	C
10	163.	Bob Ferguson	C	6	122.	John Gibb	D	6	125.	Jim Wilharm	D	6	111.	Pavel Gross	RW
11	178.	Murray Fleck	D	1980 (11)				7	146.	Kelly Murphy	D	6	121.	Jason Rathbone	RW
12	192.	Dave Rooke	D	1	17.	Brent Sutter	C	8	167.	Franco DeSantis	D	7	142.	Yves Gaucher	LW
13	204.	Neil Smith	D	2	38.	Kelly Hrudey	G	9	187.	Tom Warden	D	8	163.	Marty McInnis	C
14	214.	Stefan Persson	D	3	59.	Dave Simpson	C	10	208.	David Volek	RW	9	173.	Shorty Forrester	F
15	221.	Dave Otness	D	4	68.	Monty Trottier	C	11	228.	Russ Becker	D	9	184.	Jeff Blumer	RW
16	226.	Jim Murray	D	4	80.	Greg Gilbert	LW	12	249.	Allister Brown	D	10	205.	Jeff Kampersal	D
17	229.	Mike Dibble	G	5	101.	Ken Leiter	D	1985 (14)				11	226.	Phillip Neururer	D
18	232.	Brian Bye	LW	6	122.	Dan Revell	RW	1	6.	Brad Dalgarno	RW	12	247.	Joe Cappri	G
19	235.	Martti Jarkko	C	7	143.	Mark Hamway	RW	1	13.	Derek King	LW	1989 (14)			
20	238.	Ron Phillips	D	8	164.	Morrison Gare	RW	2	34.	Brad Lauer	RW	1	2.	David Chyzowski	LW
1975 (12)				9	185.	Peter Steblyk	D	3	55.	Jeff Finley	D	2	23.	Travis Green	C
1	11.	Pat Price	D	10	206.	Glenn Johannessen	D	4	76.	Kevin Herom	LW	3	44.	Jason Zent	LW
2	29.	Dave Salvian	RW	1981 (11)				5	89.	Tommy Hedlund	D	4	65.	Brent Grieve	LW
3	47.	Joe Fortunato	LW	1	21.	Paul Boutilier	D	5	97.	Jeff Sveen	RW	5	86.	Jace Reed	D
4	65.	Andre Lepage	G	2	42.	Gord Dineen	D	6	118.	Rod Dallman	LW	5	90.	Steve Young	RW
5	83.	Dennis McLean	LW	3	57.	Ron Handy	LW	7	139.	Kurt Lackten	RW	5	99.	Kevin O'Sullivan	D
6	101.	Mike Sleep	RW	3	63.	Neal Coulter	RW	8	160.	Hank Lammens	D	7	128.	Jon Larson	D
7	119.	Richie Hansen	C	4	84.	Todd Lombard	G	9	181.	Rich Wiest	C	7	133.	Brett Harkins	LW
8	137.	Bob Sunderland	D	5	94.	Jacques Sylvestre	C	10	202.	Real Arseneault	C	8	149.	Phil Huber	C
9	153.	Dan Blair	RW	6	126.	Chuck Brimmer	C	11	223.	Mike Volpe	G	9	170.	Matthew Robbins	C
10	168.	Joey Girardin	D	7	147.	Teppo Virta	D	12	244.	Tony Grenier	LW	10	191.	Vladimir Malakhov	D
11	183.	Geoff Green	RW	8	168.	Bill Dowd	D					11	212.	Kelly Ens	C
12	194.	Kari Makkonen	LW	9	189.	Scott MacLellan	RW					12	233.	Iain Fraser	C
				10	210.	Dave Randerson	RW								

DRAFT HISTORY (CONT.)

RD	OVERALL	PLAYER	POS	RD	OVERALL	PLAYER	POS	RD	OVERALL	PLAYER	POS	RD	OVERALL	PLAYER	POS
1990 (11)				1995 (7)				2000 (9)				2006 (13)			
1	6.	Scott Scissons	C	1	2.	Wade Redden	D	1	1.	Rick DiPietro	G	1	7.	Kyle Okposo	RW
2	27.	Chris Taylor	C	2	28.	Jan Hlavac	LW	1	5.	Raffi Torres	LW	2	60.	Jesse Joensuu	W
3	48.	Dan Plante	RW	2	41.	D.J. Smith	D	4	101.	Arto Tukio	D	3	70.	Robin Figren	W
5	90.	Chris Marinucci	C	5	106.	Vladimir Orszagh	LW	4	105.	Vladimir Gorbunov	W	4	100.	Rhett Rakhshani	RW
6	111.	Joni Lehto	D	7	158.	Andrew Taylor	LW	5	136.	Dmitri Upper	C	4	108.	Jase Weslosky	G
7	132.	Michael Guilbert	D	9	210.	David MacDonald	G	5	148.	Kristofer Ottosson	W	4	115.	Tomas Marcinko	C
8	153.	Sylvain Fleury	LW	9	211.	Mike Broda	LW	7	202.	Ryan Caldwell	D	4	119.	Doug Rogers	C
9	174.	John Joyce	C	1996 (10)				9	264.	Dmitri Altarev	F	5	126.	Shane Sims	D
10	195.	Richard Enga	C	1	3.	Jean-Pierre Dumont	LW	9	267.	Tomi Pettinen	D	5	141.	Kim Johansson	W
11	216.	Martin Lacroix	RW	2	29.	Dan Lacouture	LW	2001 (8)				6	160.	Andrew MacDonald	D
12	237.	Andy Shier	C	3	56.	Zdeno Chara	D	4	101.	Cory Stillman	C	6	171.	Brian Day	R
1991 (12)				4	83.	Tyrone Garner	G	5	132.	Dusan Salficky	G	6	173.	Stefan Ridderwall	G
1	4.	Scott Lachance	D	5	109.	Bubba Berenzweig	D	6	166.	Andy Chiodo	G	7	190.	Troy Mattila	LW
2	26.	Zigmund Palffy	RW	5	128.	Petr Sachl	C	7	197.	Jan Holub	D	2007 (5)			
3	48.	Jamie McLennan	G	6	138.	Todd Miller	C	8	228.	Mike Bray	RW	3	62.	Mark Katic	D
4	70.	Milan Hnilicka	G	7	165.	J.R. Prestifilippo	G	9	260.	Bryan Perez	F	3	76.	Jason Gregoire	LW
5	92.	Steve Junker	LW	8	192.	Evgeny Korolev	D	9	280.	Roman Kuhtinov	D	4	106.	Maxim Gratchev	LW
6	114.	Robert Valicevic	RW	9	218.	Mike Muzechka	D	9	287.	Juha-Pekka Ketola	C	6	166.	Blake Kessel	D
7	136.	Andreas Johansson	C	1997 (11)				2002 (7)				7	196.	Simon Lacroix	D
8	158.	Todd Sparks	LW	1	4.	Roberto Luongo	G	1	22.	Sean Bergenheim	F	2008 (13)			
9	180.	John Johnson	C	1	5.	Eric Brewer	D	3	87.	Frans Nielsen	C	1	9.	Josh Bailey	C
10	202.	Robert Canavan	LW	2	31.	Jeff Zehr	LW/C	5	149.	Markus Paulsson	F	2	36.	Corey Trivino	C
11	224.	Markus Thuresson	C	3	59.	Jarrett Smith	C	6	189.	Alexei Stokkus	D	2	40.	Aaron Ness	D
12	246.	Marty Schirner	C	3	79.	Robert Schnabel	D	7	220.	Brad Topping	G	2	53.	Travis Hamonic	D
1992 (11)				4	85.	Petr Mika	C	8	252.	Martin Chabada	LW	3	66.	David Toews	C
1	5.	Darius Kasparaitis	D	5	115.	Adam Edinger	C	9	283.	Per Braxenholm	D	3	72.	Jyri Niemi	D
3	56.	Jarrett Deuling	LW	6	139.	Bobby Leavins	LW	2003 (9)				3	73.	Kirill Petrov	RW
5	104.	Tomas Kliment	C	7	166.	Kris Knoblauch	LW	1	15.	Robert Nilsson	F	4	96.	Matt Donovan	D
5	105.	Ryan Duthie	C	8	196.	Jeremy Symington	G	2	48.	Dmitri Chernykh	RW	4	102.	David Ullstrom	W
6	128.	Derek Armstrong	C	9	222.	Ryan Clark	D	2	53.	Evgeny Tunik	RW	5	126.	Kevin Poulin	G
7	152.	Vladimir Grachev	LW	1998 (10)				2	58.	Jeremy Colliton	RW	5	148.	Matt Martin	LW
7	159.	Steve O'Rourke	RW	1	9.	Michael Rupp	LW	4	120.	Stefan Blaho	RW	6	156.	Jared Spurgeon	D
8	176.	Jason Widmer	D	2	36.	Chris Nielsen	C	6	182.	Bruno Gervais	D	6	175.	Justin DiBenedetto	C
9	200.	Daniel Paradis	C	4	95.	Andy Burnham	RW	7	212.	Denis Rehak	D	2009 (7)			
10	224.	David Wainwright	D	5	123.	Jiri Dopita	C	8	238.	Cody Blanshan	D	1	1.	John Tavares	C
11	248.	Andrei Vasilyev	LW	6	155.	Kevin Clauson	D	8	246.	Igor Volkov	RW	1	12.	Calvin de Haan	D
1993 (11)				7	182.	Evgeny Korolev	D	2004 (10)				2	31.	Mikko Koskinen	G
1	23.	Todd Bertuzzi	RW	8	209.	Frederik Brind'Amour	G	1	16.	Petteri Nokelainen	C	3	62.	Anders Nilsson	G
2	40.	Bryan McCabe	D	9	237.	Ben Blais	D	2	47.	Blake Comeau	RW	4	92.	Casey Cizikas	C
3	66.	Vladimir Chebaturkin	D	9	242.	Jason Doyle	RW	3	82.	Sergei Ogorodnikov	C	5	122.	Anton Klementyev	D
4	92.	Warren Luhning	RW	9	250.	Radek Matejovsky	W	4	115.	Wes O'Neill	D	6	152.	Anders Lee	C
5	118.	Tommy Salo	G	1999 (14)				5	148.	Steve Regier	LW	2010 (6)			
6	144.	Peter LeBoutillier	RW	1	5.	Tim Connolly	C	6	179.	Jaroslav Mrazek	D	1	5.	Nino Niederreiter	RW
7	170.	Darren Van Impe	D	1	8.	Taylor Pyatt	LW	7	210.	Emil Axelsson	D	1	30.	Brock Nelson	C
8	196.	Rod Hinks	C	1	10.	Branislav Mezei	D	7	227.	Chris Campoli	D	3	65.	Kirill Kabanov	LW
9	222.	Daniel Johansson	D	1	28.	Kristian Kudroc	D	8	244.	Jason Pitton	LW	3	82.	Jason Clark	C/LW
10	248.	Stephane Larocque	RW	3	78.	Mattias Weinhandl	RW	9	276.	Sylvain Michaud	G	5	125.	Tony DeHart	D
11	274.	Carl Charland	LW	3	87.	Brian Collins	C	2005 (7)				5	185.	Cody Rosen	G
1994 (12)				4	101.	Juraj Kolnik	RW	1	15.	Ryan O'Marra	C	2011 (8)			
1	9.	Brett Lindros	RW	4	102.	Johan Halvardsson	D	2	46.	Dustin Kohn	D	1	5.	Ryan Strome	C
2	38.	Jason Holland	D	5	130.	Justin Mapletoft	C	3	76.	Shea Guthrie	W	2	34.	Scott Mayfield	D
3	63.	Jason Strudwick	D	5	140.	Adam Johnson	D	5	144.	Masi Marjamaki	LW	2	50.	Johan Sundstrom	C
4	90.	Brad Lukowich	D	6	163.	Bjorn Melin	RW	6	180.	Tyrell Mason	D	3	63.	Andrey Pedan	D
5	112.	Mark McArthur	G	8	228.	Radek Martinek	D	7	196.	Nick Tuzzolino	D	4	95.	Robbie Russo	D
5	116.	Albie O'Connell	LW	9	255.	Brett Henning	C	7	210.	Luciano Aquino	RW	5	125.	Johan Persson	LW
6	142.	Jason Stewart	RW	9	268.	Tyler Scott	D	2012 (8)				5	127.	Brenden Kichton	D
8	194.	Mike Loach	C	2000 (9)				1	1.	Rick DiPietro	G	7	185.	Mitchell Theoret	LW
8	203.	Peter Hogardh	C	1995 (7)				1	5.	Raffi Torres	LW	2006 (13)			
9	220.	Gord Walsh	LW	2	28.	Jan Hlavac	LW	4	101.	Arto Tukio	D	2	60.	Jesse Joensuu	W
10	246.	Kirk Dewaele	D	2	41.	D.J. Smith	D	4	105.	Vladimir Gorbunov	W	3	70.	Robin Figren	W
11	272.	Dick Tarnstrom	D	5	106.	Vladimir Orszagh	LW	5	136.	Dmitri Upper	C	4	100.	Rhett Rakhshani	RW

OPPONENTS

IN THE PAST

STANLEY CUP PLAYOFFS

MEDIA INFORMATION

DRAFT HISTORY (CONT.)

RD OVERALL PLAYER POS**2012 (7)**

1	4.	Griffin Reinhart	D
2	34.	Ville Pokka	D
3	65.	Adam Pelech	D
4	103.	Loic Leduc	D
5	125.	Doyle Somerby	D
6	155.	Jesse Graham	D
7	185.	Jake Bischoff	D

2013 (7)

1.	15.	Ryan Pulock	D
3.	70.	Eamon McAdam	G
3.	76.	Taylor Cammarata	F
4.	106.	Stephon Williams	G
5.	136.	Victor Crus Rydberg	C
6.	166.	Alan Quine	C
7.	196.	Kyle Burroughs	D

2014 (7)

1.	5.	Michael Dal Colle	F
1.	28.	Joshua Ho-Sang	F
3.	78.	Ilya Sorokin	G
4.	95.	Linus Soderstrom	G
4.	108.	Devon Toews	D
6.	155.	Kyle Schempp	F
7.	200.	Lukas Sutter	F

ALL-TIME ROSTER

Keith Acton 1993-94	C	<ul style="list-style-type: none"> Claimed off waivers from Washington on October 22, 1993. Retired July 1994.
Bruce Affleck 1983-84	D	<ul style="list-style-type: none"> Signed as a free agent on September 22, 1980. Retired following the 1983-84 season.
Micah Aivazoff 1995-96	C	<ul style="list-style-type: none"> Signed as a free agent on September 5, 1995. Became a free agent in July 1996.
Mikael Andersson 1999-00	RW	<ul style="list-style-type: none"> Acquired from Philadelphia with a 2000 fifth round selection in exchange for Gino Odjick on February 15, 2000. Became a free agent on July 1, 2000.
Niklas Andersson 1995-96–1996-97 1999-00	LW	<ul style="list-style-type: none"> Signed as a free agent on August 30, 1994. Became a free agent on July 1997. Acquired from Toronto in exchange for Criag Charron on August 17, 1999. Claimed by Nashville off waivers on January 20, 2000. Claimed off waivers from Nashville on February 20, 2000. Became a free agent on July 1, 2000.
Dave Archibald 1996-97	C	<ul style="list-style-type: none"> Signed as a free agent on October 3, 1996. Released on October 26, 1996.
Derek Armstrong 1993-94–1996-97	C	<ul style="list-style-type: none"> Selected in the 5th round, 128th overall, of the 1992 NHL Entry Draft. Became a free agent in July 1997.
Arron Asham 2002-03–2006-07	RW	<ul style="list-style-type: none"> Acquired from Montreal along with a fifth round pick in exchange for Mariusz Czerkawski on June 22, 2002. Became a free agent on July 1, 2007.
Adrian Aucoin 2001-02–2004-05	D	<ul style="list-style-type: none"> Acquired from Tampa Bay with Alexander Kharitinov in exchange for Mathieu Biron and a 2002 draft choice on June 22, 2001. Became a free agent in August 2005.
Keith Aucoin 2012-13	C	<ul style="list-style-type: none"> Claimed off waivers from Toronto on January 17, 2013 Became a free agent on July 1, 2013
Josh Bailey 2008-09–	C	<ul style="list-style-type: none"> Selected as 1st pick, 9th overall, in the 2008 NHL Entry Draft
Bob Bassen 1985-86–1988-89	C	<ul style="list-style-type: none"> Signed as a free agent on October 19, 1984. Traded with Steve Konroyd to Chicago in exchange for Gary Nylund and Marc Bergevin on November 25, 1988.
Shawn Bates 2001-02–2007-08	RW	<ul style="list-style-type: none"> Signed as a free agent on July 6, 2001. Contract bought out on June 27, 2008.
Ken Baumgartner 1989-90–1991-92	RW/D	<ul style="list-style-type: none"> Acquired from Los Angeles with Hubie McDonough in exchange for Mikko Makela on November 29, 1989. Traded with Dave McLlwain to Toronto in exchange for Claude Loiselle and Daniel Marois on March 10, 1992.
Bob Beers 1994-95–1995-96	D	<ul style="list-style-type: none"> Signed as a free agent on August 29, 1994. Became a free agent in July 1996.
Derek Bekar 2003-04–2004-05	LW	<ul style="list-style-type: none"> Signed as a free agent on September 10, 2003. Became a free agent in July 2005.
Jesse Belanger 2000-2001	C	<ul style="list-style-type: none"> Signed as a free agent on July 27, 2000. Became a free agent in July, 2001.
Ken Belanger 1995-96–1998-99	LW	<ul style="list-style-type: none"> Acquired from Toronto in three-team trade with Bryan Berard and Martin Straka in exchange for Kirk Muller and Wade Redden on January 23, 1996. Traded to Boston in exchange for Ted Donato on November 7, 1998.
Sean Bentivoglio 2008-09–2009-10	LW	<ul style="list-style-type: none"> Signed by the Islanders on May 27, 2007. Became a free agent on July 1, 2010.
Bryan Berard 1996-97–1998-99	D	<ul style="list-style-type: none"> Acquired from Ottawa in three-team trade with Ken Belanger and Martin Straka in exchange for Kirk Muller and Wade Redden on January 23, 1996. Traded with the Islanders' 1999 sixth round draft pick to Toronto in exchange for Felix Potvin and the Maple Leafs' 1999 sixth round draft pick (later traded to Tampa Bay) on January 9, 1999.
2007-08		<ul style="list-style-type: none"> Signed as a free agent on October 9, 2007. Became a free agent on July 1, 2008.
Bill Berg 1988-89–1992-93	LW/D	<ul style="list-style-type: none"> Selected in the third round, 59th overall, of the 1986 NHL Entry Draft. Claimed by Toronto on waivers on December 3, 1992.
Sean Bergenheim 2003-04–2009-10	C	<ul style="list-style-type: none"> Selected in the first round, 22nd overall, of the 2002 NHL Entry Draft. Became a free agent on July 1, 2010.
Marc-Andre Bergeron 2006-07–2007-08	D	<ul style="list-style-type: none"> Acquired from Edmonton along with a 2008 third draft selection in exchange for Denis Grebeshkov on February 18, 2007. Traded to Anaheim in exchange for a 2008 third round draft selection on February 26, 2007.
Michel Bergeron 1977-78	RW	<ul style="list-style-type: none"> Traded by Detroit in exchange for Andre St. Laurent on October 20, 1977. Traded to Washington for future considerations (25th pick in the 1979 NHL Entry Draft) on October 19, 1978.
Marc Bergevin 1988-89–1989-90	D	<ul style="list-style-type: none"> Traded with Gary Nylund from Chicago in exchange for Bob Bassen and Steve Konroyd on November 25, 1988. Traded to Hartford for future considerations on October 31, 1990.
Todd Bertuzzi 1995-96–1997-98	RW	<ul style="list-style-type: none"> Selected in the first round, 23rd overall, of the 1993 NHL Entry Draft. Traded with Bryan McCabe and a 1998 third round draft pick to Vancouver in exchange for Trevor Linden on February 6, 1998.
Craig Berube 2000-01	D	<ul style="list-style-type: none"> Acquired from Washington in exchange for a 9th round pick in the 2001 NHL Entry Draft on January 11, 2001. Became a Free Agent on July 1, 2001.
Martin Biron 2009-10	G	<ul style="list-style-type: none"> Signed as a free agent on July 22, 2009. Became a free agent on July 1, 2010.
Mathieu Biron 1999-00–2000-01	D	<ul style="list-style-type: none"> Acquired from Los Angeles with Olli Jokinen, Josh Green and the Kings' 1999 first round draft pick (Taylor Pyatt) in exchange for Zigmund Palffy, Bryan Smolinski and Marcel Cousineau on June 20, 1999. Traded with a second round pick in the 2002 NHL Entry Draft to Tampa Bay in exchange for Alexander Kharitonov and Adrian Aucoin on June 22, 2001.

OPPONENTS

IN THE PAST

STANLEY CUP PLAYOFFS

MEDIA INFORMATION

ALL-TIME ROSTER (CONT.)

Don Blackburn 1972-73	LW	•	Obtained in 1972 Intra-League Draft from the NY Rangers. Sold to Minnesota on March 1, 1973.
Jason Blake 2000-01–2006-07	C	•	Acquired from Los Angeles in exchange for a conditional 2001 draft pick on January 3, 2001. Became a free agent on July 1, 2007.
Eric Boguniecki 2006-07	RW	•	Acquired from Columbus in exchange for Ryan Caldwell on October 25, 2006. Became a free agent on July 1, 2007.
Darryl Bootland 2007-08	RW	•	Signed as a free agent on July 9, 2007. Traded to Anaheim in exchange for Matt Keith on January 9, 2008.
Mike Bossy 1977-78–1987-88	RW	•	Selected in the first round, 15th overall, of the 1977 NHL Amateur Draft. Retired on October 24, 1988.
Joel Bouchard 2005-06–2006-07	D	•	Signed as a free agent on August 18, 2005. Became a free agent on July 1, 2007.
Pierre-Marc Bouchard 2013-14	C	•	Signed as a free agent on July 5, 2013
Eric Boulton 2012-13–	LW	•	Traded to Chicago with Peter Regin in exchange for a fourth-round pick in the 2014 NHL Draft. Signed as a free agent on July 2, 2012
Bob Bourne 1974-75–1985-86	C	•	Acquired from Kansas City in exchange for Bart Crashley on July 1, 1974. Claimed by Los Angeles in 1986 NHL Waiver Draft.
Paul Boutilier 1981-82–1985-86	D	•	Selected in the first round, 21st overall, of the 1981 NHL Entry Draft. Awarded to Boston as compensation for signing Brian Curran on September 5, 1986.
Randy Boyd 1985-86–1986-87	D	•	Acquired from Chicago in 1985 Waiver Draft. Claimed by Vancouver in 1987 NHL Waiver Draft.
Brad Boyes 2012-13	RW	•	Signed as a free agent on July 1, 2012 Became a free agent on July 5, 2013
Kip Brennan 2007-08	LW	•	Signed as a free agent on July 3, 2007. Became a free agent on July 1, 2008.
Eric Brewer 1998-99–1999-00	D	•	Selected in the first round, 5th overall, of the 1997 NHL Entry Draft. Traded with Josh Green and the Islanders' 2nd round pick in the 2000 NHL Entry Draft (Brad Winchester) to Edmonton in exchange for Roman Hamrlík on June 24, 2000.
Aris Brimanis 1999-00–2000-01	D	•	Signed as a free agent on August 12, 1999. Became a free agent on July, 2001.
Richard Brodeur 1979-80	G	•	Selected in the seventh round, 97th overall, of the 1972 NHL Amateur Draft. Obtained in 1979 Expansion Draft from Quebec. Traded to Vancouver for switch in 1981 NHL EntryDraft choices on October 6, 1980.
Arnie Brown 1972-73	D	•	Traded by Detroit with Gerry Gray in exchange for Denis DeJordy and Don McLaughlin on October 5, 1972. Traded to Atlanta in exchange for Ernie Hicke and Bill MacMillan February 13, 1973.
Sven Butenschon 2002-03–2004-05	D	•	Acquired from Florida on October. 11, 2002 in exchange for Juraj Kolník and a 9th round pick in the 2003 NHL Entry Draft Became a free agent in August, 2005.
Shawn Byram 1990-91	LW	•	Selected in the fourth round, 80th overall, of the 1986 NHL Entry Draft. Released following the 1990-91 season.
Eric Cairns 1998-99–2003-04	D	•	Claimed off waivers from NY Rangers on December 22, 1998. Became a free agent on July 1, 2004.
Ryan Caldwell 2005-06–2006-07	D	•	Selected in the seventh round, 202nd overall, of the 2000 Entry Draft. Traded to Columbus in exchange for Eric Boguniecki on October 25, 2006.
Joe Callahan 2008-09	D	•	Signed by the Islanders on July 8, 2008. Became a free agent on July 1, 2009.
Craig Cameron 1972-73–1974-75	RW	•	Obtained in 1972 Expansion Draft from Minnesota. Traded to Minnesota for Jude Drouin on January 7, 1975.
Matt Campanale 2010-11	D	•	Signed an Amateur Tryout agreement on April 6, 2011. Released from his tryout agreement on April 7, 2011.
Chris Campoli 2005-06–2008-09	D	•	Selected in the seventh round, 227th overall, of the 2004 NHL Entry Draft. Traded with Mike Comrie to Ottawa in exchange for Dean McAmmond and a first round pick in the 2009 NHL Entry Draft on Feb. 20, 2009.
Matt Carkner 2012-13–	D	•	Signed as a free agent on July 1, 2012
Bill Carroll 1980-81–1983-84	C	•	Selected in the third round, 38th overall, of the 1979 NHL Entry Draft. Claimed by Edmonton in 1984 Waiver Draft.
Zdeno Chara 1997-98–2000-01	D	•	Selected in the third round, 56th overall, of the 1996 NHL Entry Draft. Traded with Bill Muckalt and the Islanders' first round pick (Jason Spezza) in the 2001 NHL Entry Draft to Ottawa in exchange for Alexei Yashin on June 23, 2001.
Vladimir Chebaturkin 1997-98–1999-00	D	•	Selected in the third round, 66th overall, of the 1993 NHL Entry Draft. Became a free agent in July, 2000.
Tom Chorske 1997-98–1998-99	LW	•	Claimed off waivers from Ottawa on September 28, 1997. Traded with the Islanders' 1999 eighth round draft pick to Washington in exchange for the Capitals' 1999 sixth round selection on October 16, 1998.
Dean Chynoweth 1988-89–1995-96	D	•	Selected in the first round, 13th overall, of the 1987 NHL Entry Draft. Traded to Boston for a 1996 fifth round draft pick on December 9, 1995.
David Chyzowski 1989-90–1994-95	LW	•	Selected in the first round, 2nd overall, of the 1989 NHL Entry Draft. Became a free agent in August 1995.
Casey Cizikas 2011-12–	C	•	Selected in the fourth round, 92nd overall, of the 2009 NHL Draft.

ALL-TIME ROSTER (CONT.)

Wendel Clark 1995-96	LW	•	Acquired from Colorado in three team trade in exchange for Steve Thomas on October 3, 1995. Traded to Toronto with Mathieu Schneider and D.J. Smith in exchange for Kenny Jonsson, Darby Hendrickson, Sean Haggerty and a 1997 first round draft choice on March 13, 1996.
Cal Clutterbuck 2014-15–	RW	•	Acquired from Minnesota with a third-round pick in the 2013 NHL Draft in exchange for Nino Niederreiter.
Danton Cole 1995-96	RW	•	Signed as a free agent on September 5, 1995. Traded to Chicago in exchange for Bob Halkidis on February 2, 1996.
Kevin Colley 2005-06	C	•	Signed as a free agent on June 10, 2004. Retired on February 24, 2006.
Rob Collins 2005-06	LW	•	Signed as a free agent on September 1, 2003. Became a free agent on July 1, 2006.
Jeremy Colliton 2005-06–2008-09 2010-11	C	•	Selected in the second round, 58th overall, of the 2003 NHL Entry Draft. Became a free agent on July 1, 2009.
Blake Comeau 2006-07–2011-12	C/RW	•	Signed as a free agent on November 30, 2010. Became a free agent on July 1, 2011.
Mike Comrie 2007-08–2008-09	C	•	Selected in the second round, 47th overall, of the 2004 Entry Draft. Claimed off waivers by Calgary on November 25, 2011.
Pat Conacher 1995-96	LW	•	Signed as a free agent on July 5, 2007. Traded with Chris Campoli to Ottawa in exchange for Dean McAmmond and a first round pick in the 2009 Draft on Feb. 20, 2009.
Tim Connolly 1999-00–2000-01	C	•	Acquired from Calgary with a 1997 sixth round draft pick in exchange for Bob Sweeney on March 20, 1996. Became a free agent in July 1996.
Bob Cook 1973-74–1974-75	RW	•	Selected in the first round, 5th overall, of the 1999 NHL Entry Draft. Traded with Taylor Pyatt to Buffalo in exchange for Michael Peca on June 24, 2001.
Neal Coulter 1985-86–1987-88	RW	•	Traded by Detroit with Ralph Stewart in exchange for Ken Murray and Brian Lavender on January 17, 1973. Sold to Minnesota on January 5, 1975.
Marcel Cousineau 1998-99	G	•	Selected in the third round, 63rd overall, of the 1981 NHL Entry Draft. Released on June 30, 1988.
Adam Creighton 1991-92	C	•	Signed as a free agent on July 14, 1998. Traded with Zigmund Palffy and Bryan Smolinski to Los Angeles in exchange for Olli Jokinen, Josh Green, Mathieu Biron and the Kings' 1999 first round draft pick (Taylor Pyatt) on June 20, 1999.
Terry Crisp 1972-73	C	•	Acquired from Chicago with Steve Thomas in exchange for Brent Sutter and Brad Lauer on October 25, 1991. Claimed by Tampa Bay in the 1992 Waiver Draft.
Doug Crossman 1989-90–1990-91	D	•	Obtained in 1972 Expansion Draft from St. Louis. Traded to Philadelphia in exchange for Jean Potvin and Glen Irwin on March 5, 1973.
Ted Crowley 1998-99	D	•	Obtained by the Islanders on May 23, 1989 to complete a Feb. 22, 1989 trade that sent the Islanders' Kelly Hruddy to Los Angeles in exchange for Wayne McBean and Mark Fitzpatrick. Traded to Hartford for Ray Ferraro on November 13, 1990.
Jim Cummins 2001-02	RW	•	Acquired from Colorado in exchange for Mike Gaul on December 15, 1998. Became a free agent in July 1999.
Brian Curran 1986-87–1987-88	D	•	Acquired from Anaheim in exchange for Dave Roche on January 17, 2002. Became a free agent in July 2002.
Mariusz Czerkawski 1997-98–2001-02 2003-04	RW	•	Signed as a free agent on August 29, 1986. Traded to Toronto on March 8, 1988 for future considerations (NYI draft Pavel Gross).
Kevin Czuczman 2013-14–	D	•	Acquired from Edmonton in exchange for Dan LaCouture on August 25, 1997. Traded to Montreal in exchange for Arron Asham and a fifth round pick in 2002 (Markus Paulsson).
J.J. Daigneault 1997-98	D	•	Signed as a free agent on July 17, 2003. Became a free agent in July 2004.
Brad Dalgarno 1985-86–1988-89 1990-91–1995-96	RW	•	Signed as a free agent on March 11, 2014.
Rod Dallman 1987-88–1989-90	LW	•	Acquired from Anaheim with Joe Sacco and Mark Janssens in exchange for Travis Green, Doug Houda and Tony Tuzzolino on February 6, 1998. Claimed on June 26, 1998 by Nashville in the Expansion Draft.
Yann Danis 2008-09	G	•	Selected in the first round, 6th overall, of the 1985 NHL Entry Draft. Retired in October 1989.
Craig Darby 1994-95–1995-96	C	•	Returned in September 1990. Became a free agent in July 1996.
Johan Davidsson 1999-00	C	•	Selected in the sixth round, 118th overall, of the 1985 NHL Entry Draft. Became a free agent on July 1, 1990.
Rob Davison 2007-08	D	•	Signed by the Islanders on July 2, 2008. Became a free agent on July 1, 2009.
Jason Dawe 1997-98–1998-99	RW	•	Acquired from Montreal with Kirk Muller and Mathieu Schneider in exchange for Pierre Turgeon and Vladimir Malakhov on April 5, 1995. Claimed off waivers by Philadelphia on June 4, 1996.
		•	Acquired from Anaheim in exchange for Jorgen Jonsson on March 10, 2000. Became a free agent in July, 2000.
		•	Acquired from San Jose in exchange for a 2008 seventh round draft selection on February 26, 2008. Became a free agent on July 1, 2008.
		•	Acquired from Buffalo in exchange for Paul Kruse and Jason Holland on March 24, 1998. Claimed off waivers by Montreal on December 15, 1998.

OPPONENTS

IN THE PAST

STANLEY CUP PLAYOFFS

MEDIA INFORMATION

ALL-TIME ROSTER (CONT.)

OPPONENTS	Joe Day 1993-94	LW	•	Signed as a free agent on August 24, 1993. Became a free agent in July 1994.
	Calvin de Haan 2011-12-	D	•	Selected in the first round, 12th overall, of the 2009 NHL Draft.
	Gerry Desjardins 1972-73-1973-74	G	•	Obtained in 1972 Expansion Draft from Chicago. Defected and traded to Buffalo in exchange for Gary Lariviere on March 3, 1975.
	Jarrett Deuling 1995-96-1996-97	LW	•	Selected in the third round, 56th overall, of the 1992 NHL Entry Draft. Became a free agent in July 1997.
	Kevin Devine 1982-83	LW	•	Signed as a free agent on October 9, 1979. Became a free agent in July, 1984.
	Justin DiBenedetto 2010-11	C	•	Selected in the sixth round, 175th overall, of the 2008 NHL Draft. Became a restricted free agent on July 1, 2012
	Gerald Diduck 1984-85-1989-90	D	•	Selected in the 1st round, 16th overall in 1983 NHL EntryDraft. Traded to Montreal for Craig Ludwig on Sept. 4, 1990.
	Rick DiPietro 2000-01-2012-13	G	•	Selected first overall in the 2000 NHL Entry Draft. Contract bought out on July 3, 2013
	Rob DiMaio 1988-89-1991-92	C	•	Selected in the sixth round, 118th overall, of the 1987 NHL Entry Draft. Claimed by Tampa Bay in the 1992 Expansion Draft.
	Gord Dineen 1982-83-1987-88 1994-95	D	•	Selected as 2nd pick (2nd round), 42nd overall, in 1981 NHL EntryDraft. Traded to Minnesota on March 8, 1988 in exchange for Chris Pryor and future considerations. Signed as a free agent on August 2, 1994. Claimed off waivers by Florida on February 5, 1996.
STANLEY CUP PLAYOFFS	Ted Donato 1998-99 2001-02	LW	•	Acquired from Boston in exchange for Ken Belanger on November 7, 1998. Traded to Ottawa in exchange for the Senators' 1999 fourth round draft pick. Signed as a free agent on January 17, 2002. Claimed off waivers by Los Angeles on January 30, 2002.
	Mike Donnelly 1996-97	LW	•	Signed as a free agent on August 19, 1996. Became a free agent on July 1, 1997.
	Matt Donovan 2011-12-	D	•	Selected in the fourth round, 96th overall, of the 2008 NHL Draft.
	Jamie Doornbosch 2010-11	D	•	Signed to an Amateur Tryout agreement on April 5, 2011. Released from his tryout agreement on April 6, 2011.
	Jim Dowd 1996-97	C	•	Acquired from Vancouver in the Waiver Draft on September 30, 1996. Became free agent in July 1997.
	Tom Draper 1993-94	G	•	Acquired from Buffalo for future considerations on September 30, 1993. Became a free agent in July 1994.
	Jude Drouin 1974-75-1977-78	C	•	Traded by Minnesota for Craig Cameron on January 7, 1975. Became a free agent in July 1978.
	Ted Drury 1999-00	C	•	Acquired from Anaheim in exchange for Tony Hrkac and Dean Malkoc on October 28, 1999. Selected by Columbus in the NHL Expansion Draft on June 23, 2000.
	Wade Dubielewicz 2003-04-2007-08	G	•	Signed as a free agent on May 25, 2003. Became a free agent on July 1, 2008.
	Mike Dunham 2006-07	G	•	Signed as a free agent on September 29, 2006. Became a free agent on July 1, 2007.
MEDIA INFORMATION	Dallas Eakins 1999-00	D	•	Signed as a free agent on August 12, 1999. Traded to Chicago for future considerations on March 3, 2000.
	Mark Eaton 2010-11 -2011-12	D	•	Signed as a free agent on July 2, 2010. Became a free agent on July 1, 2012.
	John Erskine 2005-06	D	•	Acquired from Dallas along with a second round selection in the 2006 NHL Entry Draft in exchange for Janne Niinimaa and a seventh round selection in the 2007 NHL Entry Draft on January 10, 2006. Became a free agent in June 2006.
	Shawn Evans 1989-90	D	•	Signed as a free agent on June 29, 1988. Released following the 1989-90 season.
	Drew Fata 2006-07-2007-08	D	•	Signed as a free agent on February 4, 2007. Became a free agent on July 1, 2008.
	Ruslan Fedotenko 2007-08	LW	•	Signed as a free agent on July 4, 2007. Became a free agent on July 1, 2008.
	Chris Ferraro 1999-00	C/RW	•	Signed as a free agent on July 7, 1999. Became a free agent in July 2000.
	Ray Ferraro 1990-91-1994-95	C	•	Acquired from Hartford in exchange for Doug Crossman on November 13, 1990. Became a free agent in July 1995.
	Eric Fichaud 1995-96-1997-98	G	•	Acquired from Toronto in exchange for Benoit Hogue, a 1995 third round selection (Ryan Pepperall) and a 1996 fifth round pick on April 6, 1995. Traded to Edmonton for Mike Watt on June 18, 1998.
	Jeff Finley 1987-88-1991-92	D	•	Selected in the third round, 55th overall, of the 1985 NHL Entry Draft. Traded to Ottawa in exchange for Chris Luongo on June 30, 1993.
	Joe Finley 2012-13-2013-14	D	•	Claimed off waivers from Buffalo on January 15, 2013 Became a free agent on July 1, 2014.
	Tom Fitzgerald 1988-89-1992-93	C/RW	•	Selected in the first round, 17th overall, of the 1986 NHL Entry Draft. Claimed by Florida in the 1993 Expansion Draft.

ALL-TIME ROSTER (CONT.)

Mark Fitzpatrick 1988-89–1992-93	G	<ul style="list-style-type: none"> Acquired with Wayne McBean and future considerations (Doug Crossman) from Los Angeles in exchange for Kelly Hrudey on February 22, 1989. Traded to Quebec with a 1993 first round draft choice (Adam Deadmarsh) in exchange for Ron Hextall and a 1993 first round draft choice (Todd Bertuzzi) on June 20, 1993.
Wade Flaherty 1997-98–2000-01	G	<ul style="list-style-type: none"> Signed as a free agent on July 1, 1997. Traded to Tampa Bay for a conditional draft pick on February 22, 2001.
Patrick Flatley 1983-84–1995-96	RW	<ul style="list-style-type: none"> Selected in the first round, 21st overall, of the 1982 NHL Entry Draft. Became a free agent in July 1996.
Mark Flood 2009-10	D	<ul style="list-style-type: none"> Signed as a free agent on May 21, 2009. Became a free agent on July 1, 2010.
Dave Fortier 1974-75–1975-76	D	<ul style="list-style-type: none"> Obtained in 1974 Reverse NHL Draft from Philadelphia. Traded to Vancouver for future considerations in October 1976.
Corey Foster 1996-97	D	<ul style="list-style-type: none"> Acquired from Pittsburgh in the Waiver Draft on September 30, 1996. Became a free agent in July, 1997.
Iain Fraser 1992-93	LW	<ul style="list-style-type: none"> Selected in the 12th round, 233rd overall, of the 1989 Entry Draft. Became a free agent in July 1993.
Jamie Fraser 2008-09	D	<ul style="list-style-type: none"> Signed by the Islanders on December 20, 2006. Became a free agent on July 1, 2009.
Mitch Fritz 2008-09	LW	<ul style="list-style-type: none"> Signed by the Islanders on July 3, 2008. Became a free agent on July 1, 2009.
Paul Gagne 1989-90	LW	<ul style="list-style-type: none"> Acquired from Toronto with Jack Capuano and Derek Laxdal in exchange for Gilles Thibault and Mike Stevens on December 20, 1989. Became a free agent in July 1990.
Germain Gagnon 1972-73–1973-74	LW	<ul style="list-style-type: none"> Purchased from Montreal with Denis DeJordy, Glenn Resch, Tony Featherstone and Murray Anderson on on June 6, 1972. Traded to Chicago in exchange for Walt Ledingham on March 7, 1974.
Brett Gallant 2013-14–	LW	<ul style="list-style-type: none"> Signed as a free agent on February 5, 2013.
Garry Galley 2000-01	D	<ul style="list-style-type: none"> Signed as a free agent on September 10, 2000. Retired following the 2000-01 season.
Bruno Gervais 2005-06–2010-11	D	<ul style="list-style-type: none"> Selected in the sixth round, 182th overall, of the 2003 NHL Entry Draft. Traded to Tampa Bay for future considerations on June 25, 2011
Greg Gilbert 1981-82–1988-89	LW	<ul style="list-style-type: none"> Selected in the fourth round, 80th overall, of the 1980 NHL Amateur Draft. Traded to Chicago for future considerations (NYI draft Steve Young) on March 7, 1989.
Clark Gillies 1974-75–1985-86	LW	<ul style="list-style-type: none"> Selected in the first round, 4th overall, of the 1974 NHL Amateur Draft. Claimed by Buffalo in NHL Waiver Draft in October 1986.
Trevor Gillies 2009-10–2011-12	LW	<ul style="list-style-type: none"> Signed as a free agent on January 28, 2010. Became a free agent on July 1, 2012.
Ray Giroux 1999-00–2001-02	D	<ul style="list-style-type: none"> Acquired from Philadelphia for a 2000 sixth round draft pick on August 25, 1998. Became a free agent in July 2002.
Eric Godard 2002-03–2005-06	RW	<ul style="list-style-type: none"> Acquired from Florida in exchange for a third round pick in the 2002 NHL Entry Draft on June 22, 2002. Became a free agent on July 1, 2006.
Butch Goring 1979-80–1984-85	C	<ul style="list-style-type: none"> Acquired from Los Angeles in exchange for Bill Harris and Dave Lewis on March 10, 1980. Claimed off waivers by Boston on January 8, 1985.
Micahel Grabner 2010-11–	RW	<ul style="list-style-type: none"> Claimed off waivers by Florida on October 5, 2010.
Gerry Gray 1972-73	G	<ul style="list-style-type: none"> Acquired from Detroit with Arnie Brown in exchange for Denis DeJordy and Don McLaughlin on October 5, 1972. Defected and released in June 1973
Denis Grebeshkov 2006-07	D	<ul style="list-style-type: none"> Acquired from Los Angeles with Jeff Tambellini in exchange for Mark Parrish, Brent Sopel and a conditional selection in the 2006 Draft on March 8, 2006. Traded to Edmonton on February 18, 2007.
Josh Green 1999-00	LW	<ul style="list-style-type: none"> Acquired with Olli Jokinen, Mathieu Biron and the Kings' 1999 first round draft pick (Taylor Pyatt) from Los Angeles in exchange for Zigmund Palffy, Bryan Smolinski and Marcel Cousineau on June 20, 1999. Traded to Edmonton with Eric Brewer and the Islanders 2000 second round draft pick in exchange for Roman Hamrlík on June 24, 2000.
Rick Green 1991-92	D	<ul style="list-style-type: none"> Acquired from Detroit with future considerations for the rights to Alan Kerr on May 28. Retired July 1992.
Travis Green 1992-93–1997-98	C	<ul style="list-style-type: none"> Selected in the second round, 23rd overall, of the 1989 NHL Entry Draft. Traded with Doug Houda and Tony Tuzzolino to Anaheim in exchange for Joe Sacco, J.J. Daigneault and Mark Janssens on February 6, 1998.
Richard Grenier 1972-73	C	<ul style="list-style-type: none"> Selected in the fifth round, 65th overall, of the 1972 NHL Amateur Draft. Released in June 1975.
Brent Grieve 1993-94	LW	<ul style="list-style-type: none"> Selected in the fourth round, 65th overall, of the 1989 NHL Entry Draft. Traded to Edmonton in exchange for Marc Laforge on December 15, 1993.
Jari Gronstrand 1989-90–1990-91	D	<ul style="list-style-type: none"> Claimed off waivers from Quebec on November 21, 1989. Released in the off season, 1991.
Paul Guay 1990-91	RW	<ul style="list-style-type: none"> Signed by the Islanders as a free agent on August 13, 1990. Released following the 1990-91 season.
Bill Guerin 2007-08–2008-09	RW	<ul style="list-style-type: none"> Signed as a free agent on July 5, 2007. Traded to Pittsburgh for a conditional draft pick on March 4, 2009.
Ari Haanpää 1985-86–1987-88	RW	<ul style="list-style-type: none"> Selected in the fourth round, 83rd overall, of the 1984 NHL Entry Draft. Became a free agent in July 1988.

OPPONENTS

IN THE PAST

STANLEY CUP PLAYOFFS

MEDIA INFORMATION

ALL-TIME ROSTER (CONT.)

Jeff Hackett 1988-89–1990-91	G	•	Selected in the second round, 34th overall, of the 1987 NHL Entry Draft. Claimed by San Jose in the 1991 NHL Expansion Draft.
Sean Haggerty 1997-98–1999-00	LW	•	Acquired with Kenny Jonsson, Darby Hendrickson and Toronto's first round selection in 1997 (Roberto Luongo) from Toronto in exchange for Wendel Clark, Mathieu Schneider and D.J. Smith on March 13, 1997. Claimed off waivers by Nashville on May 23, 2000. Signed as a free agent on May 19, 2008.
Micheal Haley 2009-10–2011-12	C	•	Became a free agent on July 1, 2012.
Bob Halkidis 1995-96	D	•	Acquired from Chicago in exchange for Danton Cole on February 2, 1996. Became a free agent in July 1996.
Kevin Haller 2000-01–2001-02	D	•	Signed as a free agent on July 3, 2000. Retired following 2001-02 season.
Mats Hallin 1982-83–1984-85	LW	•	Signed by Islanders on June 21, 1981. Traded to Minnesota for future considerations on September 9, 1985.
Mike Halmo 2013-14–	LW	•	Signed as a free agent on March 10, 2012.
Jeff Hamilton 2003-04–2005-06	C	•	Signed by Islanders on August 6, 2002. Became a free agent in July 2006.
Travis Hamonic 2010-11–	D	•	Selected in the second round, 53rd overall, of the 2008 NHL Entry Draft
Roman Hamrlik 2000-01–2004-05	D	•	Acquired from Edmonton in exchange for Eric Brewer, Josh Green and the Islanders' second round selection (Brad Winchester) in the 2001 NHL Entry Draft on June 24, 2000. Became a free agent in August 2005.
Mark Hamway 1984-85–1986-87	RW	•	Selected in the seventh round, 143rd overall, of the 1980 NHL Entry Draft. Retired in February 1987.
Ron Handy 1984-85	LW	•	Selected in the third round, 57th overall, of the 1981 NHL Entry Draft. Became free agent in July 1985.
Richie Hansen 1976-77–1978-79	LW	•	Selected in the seventh round, 119th overall, of the 1975 NHL Amateur Draft. Selected in the 1979 Expansion Draft by Minnesota.
David Harlock 1998-99	D	•	Signed as a free agent on August 19, 1998. Claimed in the Expansion Draft by Atlanta on June 25, 1999.
Bill Harris 1972-73–1979-80	RW	•	Selected first overall in the 1972 NHL Amateur Draft. Traded with Dave Lewis to Los Angeles in exchange for Butch Goring on March 10, 1980.
Gerry Hart 1972-73–1978-79	D	•	Obtained from Detroit in 1972 Expansion Draft. Selected by Quebec in the 1979 Expansion Draft.
Neil Hawryliw 1981-82	LW	•	Signed as a free agent on October 10, 1978. Became a free agent in July 1984.
Glenn Healy 1989-90–1992-93	G	•	Signed as a free agent on August 16, 1989. Claimed by Anaheim in the 1993 Expansion Draft.
Raimo Helminen 1988-89	C	•	Signed as a free agent on June 1, 1988. Contract terminated by the Islanders in April 1989.
Darby Hendrickson 1995-96–1996-97	C/LW	•	Acquired with Kenny Jonsson, Sean Haggerty and a 1997 first round draft selection from Toronto in exchange for Wendel Clark, Mathieu Schneider and D.J. Smith on March 13, 1996. Traded to Toronto for a conditional fifth or sixth round pick in the 1998 NHL Entry Draft.
Lorne Henning 1972-73–1980-81	C	•	Selected in the second round, 17th overall, of the 1972 NHL Amateur Draft. Retired after the 1980-81 season.
Dale Henry 1984-85–1989-90	LW	•	Selected in the eighth round, 163rd overall, of the 1983 NHL Entry Draft. Became a free agent in July 1990.
Ian Herbers 1999-00	D	•	Acquired from Tampa Bay in exchange for a 2000 seventh round draft pick on March 9, 2000. Released following the 1999-00 season.
Jason Herter 1995-96	D	•	Signed as a free agent on September 7, 1995. Became a free agent in July 1996.
Jamie Heward 1999-00	D	•	Signed as a free agent on July 7, 1999. Claimed off waivers by Columbus on May 26, 2000.
Ron Hextall 1993-94	G	•	Acquired with a 1993 first round draft choice (Todd Bertuzzi) from Quebec in exchange for Mark Fitzpatrick and a 1993 first round draft choice (Adam Deadmarsh) June 20, 1993. Traded to Philadelphia with a 1995 sixth round draft choice for Tommy Soderstrom on September 22, 1994.
Ernie Hicke 1973-74–1974-75	C/LW	•	Acquired with Bill MacMillan from Atlanta in exchange for Arnie Brown on February 13, 1973. Traded with Doug Rombough to Minnesota in exchange for J.P. Parise on January 5, 1975.
Thomas Hickey 2012-13–	D	•	Claimed off waivers from Los Angeles on January 15, 2013
Andy Hilbert 2006-07–2008-09	LW	•	Signed as a free agent on July 4, 2006. Became a free agent on July 1, 2009.
Sean Hill 2006-07	D	•	Signed as a free agent on August 15, 2006. Became a free agent on July 1, 2007.
Jack Hillen 2007-08–2010-11	D	•	Signed as a free agent on April 1, 2008. Became a free agent on July 1, 2011.
Randy Hillier 1991-92	D	•	Signed as a free agent on July 5, 1991. Traded with Randy Wood, Pat LaFontaine and future considerations to Buffalo in exchange for Pierre Turgeon, Uwe Krupp, Benoit Hogue and Dave McLlwain on October 25, 1991.
Goran Hogosta 1977-78	G	•	Obtained from the Swedish National Team in June, 1977. Traded to Quebec in exchange for Richard Brodeur in August, 1979.

ALL-TIME ROSTER (CONT.)

Benoit Hogue 1991-92–1994-95	C/LW	<ul style="list-style-type: none"> Acquired with Pierre Turgeon, Uwe Krupp and Dave McLlwain from Buffalo in exchange for Pat LaFontaine, Randy Wood, Randy Hillier and future considerations on October 25, 1991. Traded with a 1995 third round draft choice (Ryan Pepperal) and a 1996 fifth round draft selection to Toronto in exchange for Eric Fichaud on April 6, 1995.
Jason Holland 1996-97–1997-98	D	<ul style="list-style-type: none"> Selected in the second round, 38th overall, of the 1994 NHL Entry Draft.
Mike Hordy 1978-79–1979-80	D	<ul style="list-style-type: none"> Traded with Paul Kruse to Buffalo in exchange for Jason Dawe on March 24, 1998.
Doug Houda 1996-97–1997-98	D	<ul style="list-style-type: none"> Selected in the fifth round, 86th overall, of the 1976 NHL Amateur Draft.
Mike Hough 1997-98–1998-99	D	<ul style="list-style-type: none"> Contract terminated after 1981-82 season.
	LW	<ul style="list-style-type: none"> Signed as a free agent on October 26, 1996.
		<ul style="list-style-type: none"> Traded with Travis Green and Tony Tuzzolino to Anaheim in exchange for Joe Sacco, J.J. Daigneault and Mark Janssens on February 6, 1997.
		<ul style="list-style-type: none"> Signed as a free agent on July 1, 1997.
		<ul style="list-style-type: none"> Released in December, 1998.
Garry Howatt 1972-73–1982-83	LW	<ul style="list-style-type: none"> Selected in the 10th round, 144th overall, of the 1972 NHL Amateur Draft.
Scott Howson 1984-85–1985-86	C	<ul style="list-style-type: none"> Traded to Hartford in exchange for a 1983 fifth round draft choice on October 2, 1983.
Tony Hrkac 1999-00	C	<ul style="list-style-type: none"> Signed as free agent on August 25, 1981.
Kelly Hruday 1984-85–1988-89	C	<ul style="list-style-type: none"> Became a free agent in July, 1985.
Dave Hudson 1972-73–1973-74	G	<ul style="list-style-type: none"> Signed as a free agent on July 29, 1999.
Brent Hughes 1996-97	G	<ul style="list-style-type: none"> Traded with Dean Malkoc to Anaheim in exchange for Ted Drury on October 28, 1999.
Trent Hunter 2001-02–2010-11	C	<ul style="list-style-type: none"> Selected in the second round, 38th overall, of the 1980 NHL Entry Draft.
Mike Iggulden 2008-09	C	<ul style="list-style-type: none"> Traded to Los Angeles in exchange for Wayne McBean, Mark Fitzpatrick and future considerations (Doug Crossman) on February 22, 1989.
Brad Isbister 1999-00–2002-03	LW	<ul style="list-style-type: none"> Obtained from Chicago in 1972 NHL Expansion Draft.
	RW	<ul style="list-style-type: none"> Selected by Kansas City in 1974 NHL Expansion Draft.
	RW	<ul style="list-style-type: none"> Signed as a free agent on August 9, 1996.
		<ul style="list-style-type: none"> Became a free agent on July, 1997.
		<ul style="list-style-type: none"> Acquired from Anaheim in exchange for a fourth round pick in the 2000 NHL Entry Draft on May 23, 2000.
		<ul style="list-style-type: none"> Traded to New Jersey for Brian Rolston on July 28, 2011.
		<ul style="list-style-type: none"> Signed by the Islanders on July 2, 2008.
		<ul style="list-style-type: none"> Became a free agent on July 1, 2009.
		<ul style="list-style-type: none"> Acquired with a 1999 third round pick (Brian Collins) from Phoenix in exchange for Robert Reichel, the Islanders 1999 third round pick and Ottawa's 1999 fourth round pick (previously acquired for Ted Donato) on March 20, 1999.
		<ul style="list-style-type: none"> Traded with Raffi Torres to Edmonton in exchange for Janne Niinimaa and a second round pick in the 2003 NHL Entry Draft on March 11, 2003.
Tim Jackman 2007-08–2009-10	RW	<ul style="list-style-type: none"> Signed as a free agent on July 5, 2007.
Dane Jackson 1997-98	RW	<ul style="list-style-type: none"> Became a free agent on July 1, 2010.
Craig Janney 1998-99	C	<ul style="list-style-type: none"> Signed as a free agent on July 18, 1997.
		<ul style="list-style-type: none"> Became a free agent in July 1999.
Mark Janssens 1997-98	C	<ul style="list-style-type: none"> Acquired from Tampa Bay in exchange for Toronto's 1999 sixth round draft pick (previously acquired for Bryan Berard) on January 18, 1999.
		<ul style="list-style-type: none"> Became a free agent in July 1999.
Cole Jarrett 2005-06	C	<ul style="list-style-type: none"> Acquired with Joe Sacco and J.J. Daigneault from Anaheim in exchange for Travis Green, Doug Houda and Tony Tuzzolino on February 6, 1998.
Jesse Joensuu 2008-09–2012-13	D	<ul style="list-style-type: none"> Traded to Phoenix for a 1998 ninth round draft selection on March 24, 1998.
Glenn Johhannesen 1985-86	D	<ul style="list-style-type: none"> Signed as a free agent on September 10, 2003.
Andreas Johansson 1995-96–1996-97	LW	<ul style="list-style-type: none"> Became a free agent July 1, 2006.
Aaron Johnson 2007-08	LW	<ul style="list-style-type: none"> Selected in the second round, 60th overall, of the 2006 NHL Entry Draft.
Justin Johnson 2013-14	D	<ul style="list-style-type: none"> Became a free agent on July 5, 2013
Randy Johnston 1979-80	D	<ul style="list-style-type: none"> Selected in the 10th round, 206th overall, of the 1980 NHL Entry Draft.
Olli Jokinen 1999-00	C/LW	<ul style="list-style-type: none"> Released following the 1990-91 season.
	D/W	<ul style="list-style-type: none"> Selected in the seventh round, 136th overall, of the 1991 NHL Entry Draft.
		<ul style="list-style-type: none"> Traded with Darius Kasparaitis to Pittsburgh for Bryan Smolinski on November 17, 1996.
		<ul style="list-style-type: none"> Signed as a free agent on July 12, 2007.
		<ul style="list-style-type: none"> Became a free agent on July 1, 2008.
		<ul style="list-style-type: none"> Signed as a free agent on March 3, 2014.
		<ul style="list-style-type: none"> Became a free agent on July 1, 2014.
		<ul style="list-style-type: none"> Selected in the second round, 34th overall, of the 1978 NHL Amateur Draft.
		<ul style="list-style-type: none"> Became a free agent in July 1985.
		<ul style="list-style-type: none"> Acquired with Josh Green, Mathieu Biron and the Kings' 1999 first round draft selection (Taylor Pyatt) from Los Angeles in exchange for Zigmund Palffy, Bryan Smolinski and Marcel Cousineau on June 20, 1999.
		<ul style="list-style-type: none"> Traded with Roberto Luongo to Florida in exchange for Oleg Kvasha and Mark Parrish on June 24, 2000.
Jorgen Jonsson 1999-00	C	<ul style="list-style-type: none"> Acquired from Calgary in exchange for Jan Hlavac on July 14, 1998.
Kenny Jonsson 1995-96–2004-05	D	<ul style="list-style-type: none"> Traded to Anaheim in exchange for Johan Davidsson on March 10, 2000.
		<ul style="list-style-type: none"> Acquired with Darby Hendrickson, Sean Haggerty and a 1997 first round draft selection from Toronto in exchange for Wendel Clark, Mathieu Schneider and D.J. Smith on March 13, 1996.
		<ul style="list-style-type: none"> Became a restricted free agent in August 2005.
		<ul style="list-style-type: none"> Selected in the second round, 25th overall, of the 1979 NHL Draft.
Tomas Jonsson 1981-82–1988-89	D	<ul style="list-style-type: none"> Traded to Edmonton for future considerations (NYI draft Kevin O'Sullivan) on February 15, 1989.
Steve Junker 1992-93–1993-94	LW	<ul style="list-style-type: none"> Selected in the fifth round, 92nd overall, of the 1991 NHL Entry Draft.
Milan Jurcina 2010-11–2011-12	D	<ul style="list-style-type: none"> Became a free agent in July 1995.
		<ul style="list-style-type: none"> Signed as a free agent on July 2, 2010.
		<ul style="list-style-type: none"> Became a free agent on July 1, 2012.

OPPONENTS

IN THE PAST

STANLEY CUP PLAYOFFS

MEDIA INFORMATION

ALL-TIME ROSTER (CONT.)

Anders Kallur 1979-80–1984-85	C/RW	•	Signed as a free agent in the summer of 1979. Given his unconditional release on July 12, 1985.
Yan Kaminsky 1993-94–1995-96	RW	•	Acquired from Winnipeg in exchange for Wayne McBean on February 1, 1994. Became a free agent in July 1996.
Alexander Karpovtsev 2003-04	D	•	Acquired from Chicago in exchange for a 2004 fourth-round Draft pick on March 11, 2004. Became a free agent in July 2004.
Darius Kasparaitis 1992-93–1996-97	D	•	Selected as 1st pick, 5th overall, in the 1992 NHL Entry Draft. Traded with Andreas Johansson to Pittsburgh in exchange for Bryan Smolinski on November 17, 1996.
Mike Kaszycki 1977-78–1979-80	C	•	Selected in the second round, 32nd overall, of the 1976 NHL Amateur Draft. Traded to Washington in exchange for Gord Lane on December 7, 1979.
Mark Katic 2010-11	D	•	Selected in the third round, 62nd overall in the 2007 NHL Entry Draft Became a restricted free agent on July 1, 2012.
Matt Keith 2007-08	RW	•	Acquired from Anaheim in exchange for Darryl Bootland on January 9, 2008. Became a free agent on July 1, 2008.
Mike Kennedy 1998-99	C	•	Signed as a free agent on September 9, 1998. Became a free agent in July 1999.
Alan Kerr 1984-85–1990-91	RW	•	Selected in the fifth round, 84th overall, of the 1982 NHL Entry Draft. Traded to Detroit in exchange for Rick Green and possible future considerations on May 28, 1991.
Alexander Kharitonov 2001-02	RW	•	Acquired from Tampa Bay with Adrian Aucoin for Mathieu Biron and a 2002 draft pick on June 22, 2001. Released on November 8, 2001.
Derek King 1986-87–1996-97	LW	•	Selected in the first round, 13th overall, of the 1985 NHL Entry Draft. Traded to Hartford for a fifth round pick in the 1997 NHL Entry Draft on March 18, 1997.
Marko Kiprusoff 2001-02	D	•	Signed as a free agent on June 15, 2001. Released on January 26, 2002.
Anton Klementyev 2009-10–2011-12	D	•	Selected in the fifth round, 122nd overall, of the 2009 NHL Entry Draft Placed on unconditional waivers on February 3, 2012.
Matt Koalska 2005-06–2006-07	C	•	Signed as a free agent on August 20, 2004. Traded to Ottawa for Tomas Malec on January 5, 2007.
Dustin Kohn 2009-10–2010-11	D	•	Selected in the second round, 46th overall, of the 2005 NHL Entry Draft Became a free agent on July 1, 2011.
Juraj Kolnik 2000-01–2002-03	RW	•	Selected in the fourth round, 101st overall, of the 1999 NHL Entry Draft. Traded to Florida with the Islanders ninth round pick in the 2003 NHL Entry Draft for Sven Butenschon on October 11, 2002
Zenon Konopka 2010-11	C	•	Signed as a free agent on July 2, 2010. Became a free agent on July 1, 2011.
Steve Konroyd 1985-86–1988-89	d	•	Acquired from Calgary with Rich Kromm in exchange for John Tonelli on March 11, 1986. Traded with Bob Bassen to Chicago for Gary Nylund and Marc Bergevin on November 25, 1988.
Evgeny Korolev 1999-00	d	•	Selected in the eighth round, 192nd overall, of the 1996 NHL Entry Draft. Became a free agent in July 2006.
Roger Kortko 1984-85–1985-86	C	•	Selected in the seventh round, 126th overall, of the 1982 NHL Entry Draft Draft. Became a free agent in July 1987.
Mikko Koskinen 2010-11	G	•	Selected in the second round round, 31st overall, of the 2009 NHL Entry Draft.
Viktor Kozlov 2006-07	C/LW	•	Assigned to KalPa (SM-Liiga) on November 15, 2011. Signed as a free agent on September 12, 2006. Became a free agent on July 1, 2007.
Jason Krog 1999-00–2001-02	C	•	Signed as a free agent on April 10, 1999. Became a free agent in July 2002.
Rich Kromm 1985-86–1992-93	LW	•	Acquired with Steve Konroyd from Calgary in exchange for John Tonelli on March 11, 1986. Became a free agent in July 1993.
Uwe Krupp 1991-92–1993-94	D	•	Acquired with Pierre Turgeon, Benoit Hogue and Dave McLlwain from Buffalo in exchange for Pat LaFontaine, Randy Wood, Randy Hillier and future considerations on October 25, 1991. Traded with Islanders first round choice (Wade Belak) in 1994 NHL Entry Draft to Quebec in exchange for Ron Sutter and Quebec's first round pick (Brett Lindros) in 1994 NHL Entry Draft on June 28, 1994.
Paul Kruse 1996-97–1997-98	LW	•	Acquired from Calgary in exchange for Colorado's third round pick in the 1997 NHL Entry Draft, on November 27, 1996. Traded with Jason Holland to Buffalo in exchange for Jason Dawe on March 24, 1998.
Tom Kurvers 1991-92–1993-94	D	•	Acquired from Minnesota in exchange for Craig Ludwig on June 22, 1991. Traded to Anaheim in exchange for Troy Loney on June 29, 1994.
Dale Kushner 1989-90	LW	•	Signed as a free agent on April 7, 1987. Became a free agent on July 1, 1990.
Oleg Kvasha 2000-01–2005-06	LW	•	Acquired with Mark Parrish from Florida in exchange for Roberto Luongo and Olli Jokinen on June 24, 2000. Traded to Phoenix in exchange for a third round selection in the 2006 NHL Entry Draft on March 9, 2006.
Scott Lachance 1991-92–1998-99	D	•	Selected in the first round, fourth overall, of the 1991 NHL Entry Draft. Traded to Montreal in exchange for the Canadiens' 1999 third round draft pick (Brian Collins) on March 9, 1999
Daniel Lacroix 1999-00	LW	•	Signed as a free agent on August 12, 1999. Became a free agent on July 1, 2000.
Pat LaFontaine 1984-85–1990-91	C	•	Selected in the first round, third overall, of the 1983 NHL Entry Draft. Traded with Randy Wood, Randy Hillier and future considerations to Buffalo in exchange for Pierre Turgeon, Uwe Krupp, Benoit Hogue and Dave McLlwain on October 25, 1991.
Gord Lane 1979-80–1984-85	D	•	Acquired from Washington in exchange for Mike Kaszycki on December 7, 1979. Became a free agent in July 1985.
Dave Langevin 1979-80–1984-85	D	•	Selected in the seventh round, 112th overall, of the 1974 NHL Amateur Draft. Selected by Minnesota in the 1985 Waiver Draft.

ALL-TIME ROSTER (CONT.)

Claude Lapointe	C	•	Signed as a free agent on August 14, 1996. Traded to Philadelphia in exchange for a fifth-round pick in the 2003 NHL Entry Draft on March 9, 2003.
1996-97–2002-03			
Reed Larson	D	•	Signed as a free agent December 5, 1988.
1988-89			
Brad Lauer	LW	•	Traded to Minnesota for future considerations (Mike Kelfer) on March 7, 1989. Selected as 3rd pick (2nd round), 34th overall, in 1985 NHL Entry Draft.
1986-87–1991-92			
Brian Lavender	LW	•	Traded with Brent Sutter to Chicago in exchange for Adam Creighton and Steve Thomas on October 25, 1991. Purchased with Dave Pulkkinen from St. Louis on September 1, 1972.
1972-73			
Mark Lawrence	RW	•	Traded with Ken Murray to Detroit in exchange for Ralph Stewart and Bob Cook on January 17, 1973. Signed as a free agent on July 17, 1997.
1997-98–2000-01			
Nathan Lawson	G	•	Became a free agent in July 2001. Signed as a free agent on March 2, 2008.
2010-11			
Derek Laxdal	RW	•	Became a free agent on July 1, 2011. Acquired with Jack Capuano and Paul Gagne from Toronto in exchange for Gilles Thibault and Mike Stevens on December 20, 1989.
1989-90–1990-91			
Walt Ledingham	LW	•	Became a free agent in July, 1991. Acquired from Chicago in exchange for Germain Gagnon on March 7, 1974.
1974-75–1976-77			
Anders Lee	C	•	Retired in 1978. Selected in the sixth round, 152nd overall, of the 2009 NHL Draft.
2012-13–			
Bryan Leffley	D	•	Obtained from the New York Rangers in the 1972 NHL Expansion Draft. Selected by Kansas City in the 1974 NHL Expansion Draft.
1972-73–1973-74			
Ken Leiter	D	•	Selected in the fifth round, 101st overall, of the 1980 NHL Entry Draft. Retired in September 1988.
1984-85–1987-88			
Alan Letang	D	•	Signed as a free agent on July 18, 2002. Became a free agent in July 2004.
2002-03–2003-04			
Dave Lewis	D	•	Selected in the third round, 33rd overall, of the 1973 NHL Amateur Draft. Traded with Bill Harris to Los Angeles in exchange for Butch Goring on March 10, 1980.
1973-74–1979-80			
Jeff Libby	D	•	Signed as a free agent on April 23, 1997. Retired in 1997.
1996-97			
Trevor Linden	C/W	•	Acquired from Vancouver in exchange for Bryan McCabe, Todd Bertuzzi and a 1998 third round draft choice on February 6, 1998.
1997-98–1998-99			
Mats Lindgren	C	•	Traded to Montreal in exchange for the Canadiens' 1999 first round draft pick (Branislav Mezei) on May 29, 1999. Acquired with Edmonton's 1999 eighth round draft pick in exchange for Tommy Salo on March 20, 1999.
1998-99–2001-02			
Brett Lindros	RW	•	Became a free agent in July 2002. Selected in the first round, 9th overall, of the 1994 NHL Entry Draft.
1994-95–1995-96			
Claude Loiselle	C/LW	•	Retired on May 1, 1996. Traded with Daniel Marois from Toronto in exchange for Ken Baumgartner and Dave McLlwain on March 10, 1992.
1991-92–1993-94			
Troy Loney	LW	•	Became a free agent in July 1994. Acquired from Anaheim in exchange for Tom Kurvers on July 29, 1994.
1994-95			
Danny Lorenz	G	•	Claimed off waivers by the NY Rangers on April 7, 1995. Selected in the third round, 58th overall, of the 1988 NHL Entry Draft.
1990-91–1992-93			
Bob Lorimer	D	•	Became a free agent in July 1994. Selected in the ninth round, 129th overall, of the 1973 NHL Amateur Draft.
1976-77–1980-81			
Craig Ludwig	D	•	Traded with Dave Cameron to Colorado in exchange for a 1983 first round draft choice on October 1, 1981. Traded by Montreal in exchange for Gerald Diduck on September 4, 1990.
1990-91			
Warren Luhnning	RW	•	Traded to Minnesota in exchange for Tom Kurvers on June 22, 1991. Selected in the fourth round, 92nd overall, of the 1993 NHL Entry Draft.
1997-98–1998-99			
Brad Lukowich	D	•	Traded to Dallas in exchange for the Stars 1999 third round draft pick on June 25, 1999. Signed as a free agent on August 11, 2005.
2005-06			
Chris Luongo	D	•	Traded to New Jersey on March 9, 2006 in exchange for a third round selection in the 2006 NHL Entry Draft. Acquired from Ottawa in exchange for Jeff Finley on June 30, 1993.
1993-94–1995-96			
Roberto Luongo	G	•	Became a free agent in July 1996. Selected as 1st pick, 4th overall in the 1997 NHL Entry Draft.
1999-00			
Andrew MacDonald	D	•	Traded with Olli Jokinen to Florida in exchange for Oleg Kvasha and Mark Parrish on June 24, 2000. Selected in the sixth round, 160th overall, of the 2006 NHL Entry Draft.
2008-09–2013-14			
Joey MacDonald	G	•	Traded to Philadelphia in exchange for a third-round pick in the 2014 NHL Draft, second-round pick in the 2015 NHL Draft and Matt Mangene Signed as a free agent on July 5, 2007.
2007-08–2008-09			
Garth MacGuigan	C	•	Became a free agent on July 1, 2009. Selected in the third round, 50th overall, of the 1976 NHL Amateur Draft.
1979-80			
Bill MacMillan	RW	•	Became a free agent in 1984. Traded with Ernie Hicke from Atlanta in exchange for Arnie Brown on February 13, 1973.
1973-74–1976-77			
Mike MacWilliam	LW	•	Named player-coach of Fort Worth Texans in 1977. Signed as a free agent on July 25, 1995.
1995-96			
Jim Mair	D	•	Became a free agent in July 1996. Obtained from Philadelphia in 1972 NHL Expansion Draft.
1972-73			
Mikko Makela	LW	•	Claimed off waivers by Vancouver on February 19, 1973. Selected in the fourth round, 66th overall, of the 1983 NHL Entry Draft.
1985-86–1989-90			
Vladimir Malakhov	D	•	Traded to Los Angeles in exchange for Ken Baumgartner and Hubie McDonough on November 29, 1989. Selected in the 10th round, 191st overall, of the 1989 NHL Entry Draft.
1992-93–1994-95			
David Maley	LW	•	Traded with Pierre Turgeon to Montreal in exchange for Kirk Muller, Mathieu Schneider and Craig Darby on April 4, 1995. Acquired from San Jose for future considerations on January 24, 1994.
1993-94			

OPPONENTS

IN THE PAST

STANLEY CUP PLAYOFFS

MEDIA INFORMATION

ALL-TIME ROSTER (CONT.)

Dean Malkoc 1998-99–1999-00	D	•	Signed as a free agent on August 19, 1998. Traded with Tony Hrkac to Anaheim in exchange for Ted Drury on October 28, 1999.
Don Maloney 1989-90–1990-91	RW	•	Signed as a free agent on August 25, 1989. Retired on January 17, 1991.
George Maneluk 1990-91	G	•	Selected in the fourth round, 76th overall, of the 1987 NHL Entry Draft. Became a free agent in 1991.
Eric Manlow 2002-03–2003-04	C	•	Signed as a free agent on July 19, 2002. Became a free agent in July 2004.
Peter Mannino 2008-09	G	•	Signed as a free agent on July 3, 2008. Became a free agent on July 1, 2009.
Justin Mapletoft 2002-03–2003-04	C	•	Selected in the fifth round, 130th overall, of the 1999 NHL Entry Draft. Became a free agent in July 2006.
Brian Marchinko 1972-73–1974-75	C	•	Obtained from Toronto in the 1972 NHL Expansion Draft. Released in June 1975.
Hector Marini 1978-79–1981-82	RW	•	Selected in the third round, 50th overall, of the 1977 NHL Amateur Draft. Traded to New Jersey for switch of fourth round picks in 1983 Amateur Draft (Mikko Makela) on October 1, 1982.
Chris Marinucci 1994-95–1996-97	LW	•	Selected in the fifth round, 90th overall, of the 1990 NHL Entry Draft. Traded to Los Angeles in exchange for Nick Vachon on November 18, 1996.
Masi Marjamaki 2005-06–2006-07	LW	•	Selected in the fifth round, 144th overall, of the 2005 NHL Entry Draft. Returned to Finland in October 2007.
Daniel Marois 1991-92–1992-93	RW	•	Acquired with Claude Loiselle from Toronto in exchange for Ken Baumgartner and Dave McLlwain on March 10, 1992. Traded to Boston for a conditional 1994 draft pick on March 18, 1993.
Bert Marshall 1973-74–1978-79	D	•	Obtained from the NY Rangers in 1973 Inter-League Draft. Named coach of the Indianapolis Checkers in 1979.
Matt Martin 2009-10–	LW	•	Selected in the fifth round, 148th overall, of the 2008 NHL Entry Draft
Radek Martinek 2001-02–2010-11 2012-13–2013-14	D	•	Selected in the eighth round, 228th overall, of the 1999 NHL Entry Draft. Became a free agent on July 1, 2011. Signed as a free agent on January 13, 2013. Became a free agent on July 1, 2014.
Steve Martins 2000-01	C	•	Acquired from Tampa Bay for a conditional draft pick on January 4, 2001. Became a free agent in July 2001.
Greg Mauldin 2009-10	LW	•	Signed as a free agent on July 6, 2009. Became a free agent on July 1, 2010.
Scott Mayfield 2013-14–	D	•	Selected in the second round, 34th overall, of the 2011 NHL Draft.
Dean McAmmond 2008-09	C	•	Obtained from the Ottawa Senators in a trade in exchange for Mike Comrie and Chris Campoli on February 20, 2009. Became a free agent on July 1, 2009.
Wayne McBean 1988-89–1993-94	D	•	Acquired with Mark Fitzpatrick and Doug Crossman from Los Angeles in exchange for Kelly Hrudey on February 22, 1989. Traded to Winnipeg in exchange for Yan Kaminsky on February 1, 1994.
Bryan McCabe 1995-96–1997-98	D	•	Selected in the second round, 40th overall, of the 1993 NHL Entry Draft. Traded with Todd Bertuzzi and a 1998 third round draft choice to Vancouver in exchange for Trevor Linden on February 6, 1998.
Colin McDonald 2012-13–	RW	•	Signed as a free agent on July 2, 2012
Hubie McDonough 1989-90–1991-92	C	•	Acquired with Ken Baumgartner from Los Angeles in exchange for Mikko Makela on November 29, 1989. Traded to San Jose for cash on August 31, 1992.
Mike McEwen 1980-81–1983-84	D	•	Acquired from Colorado in exchange for Glenn Resch and Steve Tambellini on March 10, 1981. Traded to Los Angeles in exchange for 1984 fourth round draft pick (Doug Wieck) on November 17, 1983.
Bob McGill 1993-94	D	•	Signed as a free agent on September 7, 1993. Claimed off waivers by Hartford on November 3, 1993.
Marty McInnis 1991-92–1996-97	C/LW	•	Selected in the eighth round, 163rd overall, of the 1988 NHL Entry Draft. Traded with Tyrone Garner and Calgary's sixth round pick in the 1997 Entry Draft to Calgary in exchange for Robert Reichel on March 18, 1997.
Alex McKendry 1977-78–1979-80	RW	•	Selected in the first round, 14th overall, of the 1976 NHL Amateur Draft. Traded to Calgary in exchange for a 1981 third round draft choice (Ron Handy) on October 9, 1980.
Kurtis McLean 2008-09	C	•	Signed as a free agent on July 3, 2008. Became a free agent on July 1, 2009.
Todd McLellan 1987-88	C	•	Selected in the fifth round, 104th overall, of the 1986 NHL Entry Draft. Became a free agent in 1988.
Jamie McLennan 1993-94–1995-96	G	•	Selected in the second round, 48th overall, of the 1991 NHL Entry Draft. Became a free agent in July 1996.
Dave McLlwain 1991-92 1996-97	C/LW	•	Acquired with Pierre Turgeon, Benoit Hogue and Uwe Krupp from Buffalo in exchange for Pat LaFontaine, Randy Wood, Randy Hillier and future considerations on October 25, 1991. Traded with Ken Baumgartner to Toronto in exchange for Claude Loiselle and Daniel Marois on March 10, 1992. Signed as a free agent on July 29, 1996. Became a free agent in July 1997.
Roland Melanson 1980-81–1984-85	G	•	Selected in the third round, 59th overall, of the 1979 NHL Entry Draft. Traded to Minnesota in exchange for a first round pick in the 1985 NHL Entry Draft on November 19, 1984.
Wayne Merrick 1977-78–1983-84	C	•	Acquired with Darcy Regier from Cleveland in exchange for J.P. Parise and Jean Potvin on January 10, 1978. Contract bought out by Islanders on June 21, 1984.

ALL-TIME ROSTER (CONT.)

Freddy Meyer IV 2006-07–2007-08 2007-08–2009-10	D	<ul style="list-style-type: none"> Acquired with a 2008 third round draft selection from Philadelphia in exchange for Alexei Zhitnik on December 16, 2006. Claimed off waivers by Phoenix on October 8, 2007. Claimed off re-entry waivers from Phoenix on November 10, 2007. Became a free agent on July 1, 2010.
Branislav Mezei 2000-01–2001-02	D	<ul style="list-style-type: none"> Selected in the first round, 10th overall, of the 1999 NHL Entry Draft. Traded to Florida in exchange for Jason Wiemer on July 3, 2002.
Petr Miika 1999-00–2001-02	C	<ul style="list-style-type: none"> Selected in the fourth round, 85th overall, of the 1997 NHL Entry Draft. Became a free agent in July 2002.
Bill Mikkelsen 1972-73–1973-74	D	<ul style="list-style-type: none"> Obtained in from Los Angeles in the 1972 NHL Expansion Draft. Selected by Washington in the 1974 NHL Expansion Draft.
Kevin Miller 1998-99	C	<ul style="list-style-type: none"> Signed as a free agent on October 9, 1998. Released on January 15, 1999.
Kip Miller 1994-95 1997-98 2001-02	C	<ul style="list-style-type: none"> Signed as a free agent on August 2, 1994. Became a free agent in July 1995. Signed as a free agent on December 3, 1997. Became a free agent in July 1998. Signed as a free agent on January 17, 2002. Became a free agent in July 2002.
Tom Miller 1972-73–1974-75	C	<ul style="list-style-type: none"> Obtained from Buffalo in the 1972 NHL Expansion Draft. Released in June 1975.
Al Montoya 2010-11–2011-12	G	<ul style="list-style-type: none"> Acquired from Phoenix in exchange for a sixth round pick in the 2011 NHL Entry Draft on February 9, 2011. Became a free agent on July 1, 2012.
Ken Morrow 1979-80–1988-89	D	<ul style="list-style-type: none"> Selected in the fourth round, 68th overall, of the 1976 NHL Amateur Draft. Became a free agent in July 1989.
Mike Mottau 2010-11–2011-12	D	<ul style="list-style-type: none"> Signed as a free agent on September 28, 2010. Traded with Brian Rolston to Boston in exchange for for Marc Cantin and Yannick Riendeau on February 27, 2012.
Matt Moulson 2009-10–2013-14	LW	<ul style="list-style-type: none"> Signed as a free agent on July 6, 2009. Traded to Buffalo with a first-round pick in the 2014 NHL Draft and second-round pick in 2015 in exchange for Thomas Vanek.
Bill Muckalt 1999-00–2000-01	RW	<ul style="list-style-type: none"> Acquired with Dave Scatchard and Kevin Weekes from Vancouver in exchange for Felix Potvin on December 19, 1999. Traded with Zdeno Chara and the Islanders first round pick (Jason Spezza) to Ottawa for Alexei Yashin on June 23, 2001.
Brian Mullen 1992-93	LW	<ul style="list-style-type: none"> Acquired from San Jose in exchange for the rights to Markus Thuresson on August 24, 1992. Retired on January 13, 1995.
Kirk Muller 1994-95–1995-96	C	<ul style="list-style-type: none"> Acquired with Craig Darby and Mathieu Schneider from Montreal in exchange for Vladimir Malakhov and Pierre Turgeon on April 4, 1995. Traded with Wade Redden to Toronto in three team trade in exchange for Bryan Berard, Ken Belanger and Martin Straka on January 23, 1996.
Ken Murray 1972-73	D	<ul style="list-style-type: none"> Obtained from Buffalo in 1972 NHL Expansion Draft. Traded with Brian Lavender to Detroit in exchange for Ralph Stewart and Bob Cook on January 17, 1973.
Anders Myrvold 2000-01	D	<ul style="list-style-type: none"> Signed as a free agent on August 28, 2000. Became a free agent in July 2001.
Dmitri Nabokov 1998-99–2000-01	C/LW	<ul style="list-style-type: none"> Acquired from Chicago in exchange for J.P. Dumont on May 30, 1998. Released on May 19, 2001.
Evgeni Nabokov 2011-12--2013-14	G	<ul style="list-style-type: none"> Claimed off waivers from Detroit on January 22, 2011. Became a free agent on July 1, 2014.
John Namestnikov 1997-98	D	<ul style="list-style-type: none"> Signed as a free agent on July 16, 1997. Became a free agent in July 1999.
Alain Nasreddine 2002-03–2003-04	D	<ul style="list-style-type: none"> Signed as a free agent on September 6, 2002. Traded to Pittsburgh in exchange for Steve Webb on March 8, 2004.
Brock Nelson 2012-13–	C	<ul style="list-style-type: none"> Selected in the first round (30th overall) of the 2010 NHL Draft.
Sergei Nemchinov 1997-98–1998-99	C	<ul style="list-style-type: none"> Signed as a free agent on July 2, 1997. Traded to New Jersey in exchange for the Devils' 1999 fourth round draft pick on March 22, 1999.
Aaron Ness 2011-12--	D	<ul style="list-style-type: none"> Selected in the second round, 40th overall, of the 2008 NHL Draft.
Neil Nicholson 1972-73–1977-78	D	<ul style="list-style-type: none"> Obtained from California in the 1972 NHL Reverse Draft. Became a free agent in 1978.
Nino Niederreiter 2010-11–2012-13	RW	<ul style="list-style-type: none"> Selected in the first round, 5th overall, of the 2010 NHL Entry Draft Traded to Minnesota in exchange for Cal Clutterbuck and a third-round pick in the 2013 NHL Draft (Eamon McAdam) on June 30, 2013
Frans Nielsen 2006-07–	C	<ul style="list-style-type: none"> Selected in the third round, 87th overall, of the 2002 NHL Entry Draft.
Janne Niinimaa 2002-03–2005-06	D	<ul style="list-style-type: none"> Acquired with a 2003 second-round Draft selection from Edmonton in exchange for Brad Isbister and Raffi Torres on March 11, 2003. Traded with a 2007 seventh round Draft selection to Dallas in exchange for John Erskine and a second round selection in the 2006 NHL Entry Draft on January 10, 2006.
Anders Nilsson 2011-12--2013-14	G	<ul style="list-style-type: none"> Selected in the third round, 62nd overall, of the 2009 NHL Entry Draft. Became a restricted free agent on July 1, 2014.
Robert Nilsson 2005-06–2006-07	RW	<ul style="list-style-type: none"> Selected in the first round, 15th overall, of the 2003 NHL Entry Draft. Traded with Ryan O'Marra and a 2007 first round draft selection to Edmonton in exchange for Ryan Smyth on February 27, 2007.
Petteri Nokelainen 2005-06–2006-07	C	<ul style="list-style-type: none"> Selected in the first round, 16th overall, of the 2004 NHL Entry Draft. Traded to Boston in exchange for Ben Walter and a 2009 second round draft selection.

OPPONENTS

IN THE PAST

STANLEY CUP PLAYOFFS

MEDIA INFORMATION

ALL-TIME ROSTER (CONT.)

Jeff Norton 1987-88–1992-93	D	•	Selected in the third round, 62nd overall, of the 1984 NHL Entry Draft. Traded to San Jose in exchange for a 1994 third round draft choice and future considerations on June 20, 1993.
Gary Nylund 1988-89–1992-93	D	•	Acquired with Marc Bergevin from Chicago in exchange for Bob Bassen and Steve Konroyd on November 25, 1988. Retired in June 1993.
Bob Nystrom 1972-73–1985-86	RW	•	Selected in the third round, 66th overall, of the 1972 NHL Amateur Draft. Retired in August, 1986.
Gino Odjick 1997-98–1999-00	LW	•	Acquired from Vancouver in exchange for Jason Strudwick on March 23, 1998. Traded to Philadelphia in exchange for Mikael Andersson and Carolina's fifth round pick (Kristofer Ottoson) in the 2000 NHL Entry Draft on February 15, 2000.
Todd Okerlund 1987-88	RW	•	Selected in the ninth round, 168th overall, of the 1982 NHL Entry Draft. Retired in September 1988.
Kyle Okposo 2007-08–	RW	•	Selected in the first round, 7th overall, of the 2006 NHL Entry Draft.
Vladimir Orszagh 1997-98–1999-00	L/RW	•	Selected in the fifth round, 106th overall, of the 1995 NHL Entry Draft. Became a free agent in July 2000.
Chris Osgood 2001-02–2002-03	G	•	Claimed off waivers from Detroit on September 28, 2001. Traded with a third round pick to St. Louis in exchange for Justin Papineau and a 2nd round pick in the 2003 NHL Entry Draft on March 11, 2003.
Zigmund Palffy 1993-94–1998-99	LW	•	Selected in the second round, 26th overall, of the 1991 NHL Entry Draft. Traded with Bryan Smolinski and Marcel Cousineau to Los Angeles in exchange for Olli Jokinen, Josh Green, Mathieu Biron and the Kings' 1999 first round pick (Taylor Pyatt) on June 20, 1999.
Jay Pandolfo 2011-12	LW	•	Signed as a free agent on October 4, 2011. Became a free agent on July 1, 2012.
Grigori Panteleev 1995-96	LW	•	Signed as a free agent on September 7, 1995. Became a free agent on July 1, 1996.
Justin Papineau 2002-03–2005-06	C	•	Acquired with a second round pick in the Entry Draft from St. Louis in exchange for Chris Osgood and a third round pick on March 11, 2003. Became a free agent in July 2006.
PA Parenteau 2010-11–2011-12	RW	•	Signed as a free agent on July 2, 2010. Became a free agent on July 1, 2012.
Jean-Paul Parise 1975-76–1977-78	LW	•	Traded from Minnesota in exchange for Ernie Hicke and Doug Rombough on January 5, 1975.
Richard Park 2006-07–2009-10	C/RW	•	Traded with Jean Potvin to Cleveland in exchange for Wayne Merrick and Darcy Regier on January 10, 1978. Signed as a free agent on October 2, 2006.
Greg Parks 1990-91–1992-93	C	•	Became a free agent on July 1, 2010 Signed as a free agent on August 13, 1990.
Mark Parrish 2000-01–2005-06	RW	•	Became a free agent in July 1993. Acquired with Oleg Kvasha from Florida in exchange for Roberto Luongo and Olli Jokinen on June 24, 2000.
Scott Pearson 1999-00	LW	•	Traded with Brent Sopel and a conditional draft selection in the 2006 NHL Entry Draft to Los Angeles in exchange for Denis Grebeshkov and Jeff Tambellini on March 8, 2006.
Michael Peca 2001-02–2004-05	C	•	Signed as a free agent on July 30, 1999. Became a free agent in July, 2000.
John Persson 2013-14–	LW	•	Acquired from Buffalo in exchange for Tim Connolly and Taylor Pyatt on June 24, 2001. Traded to Edmonton in exchange for Michael York and a 2006 conditional draft pick on August 3, 2005.
Stefan Persson 1977-78–1985-86	D	•	Selected in the fifth round, 125th overall, of the 2011 NHL Draft.
Robert Petrovicky 2000-01	C	•	Selected in the 14th round, 214th overall, of the 1974 NHL Amateur Draft. Retired in March 1986.
Tomi Pettinger 2002-03–2005-06	D	•	Signed as a free agent on July 27, 2000. Became a free agent in July 2001.
Rich Pilon 1988-89–1999-00	D	•	Selected in the ninth round, 267th overall, of the 2000 NHL Entry Draft. Became a free agent in July 2006.
Dan Plante 1993-94–1997-98	RW	•	Selected in the seventh round, 143rd overall, of the 1986 NHL Entry Draft. Claimed off waivers by the Rangers on December 1, 1999.
Thomas Pock 2008-09	D	•	Selected in the third round, 48th overall, of the 1990 Entry Draft. Became a free agent in July 1998.
Jason Podollan 2001-02	RW	•	Claimed off waivers from the NY Rangers on September 29, 2008. Became a free agent on July 1, 2009.
Tom Poti 2006-07	D	•	Signed as a free agent on August 24, 2001. Became a free agent in July 2002.
Denis Potvin 1973-74–1987-88	D	•	Signed as a free agent on July 8, 2006. Became a free agent on July 1, 2007.
Felix Potvin 1998-99 1999-00	G	•	Selected as the No. 1 overall pick in the 1973 NHL Amateur Draft. Retired in April 1988.
Jean Potvin 1973-74–1977-78 1979-80–1980-81	D	•	Acquired with Toronto's 1999 sixth round draft pick in exchange for Bryan Berard and the Islanders' sixth round draft pick on January 9, 1999. Traded with the Islanders 2000 second round draft pick and a conditional draft choice to Vancouver in exchange for Bill Muckalt, Kevin Weekes and Dave Scatchard on December 19, 1999.
		•	Traded with Glen Irwin from Philadelphia in exchange for Terry Crisp on March 5, 1973.
		•	Traded with J.P. Parise to Cleveland in exchange for Wayne Merrick and Darcy Regier on January 10, 1978.
		•	Obtained from Minnesota in the 1979 NHL Expansion Draft. Retired after the 1980-81 season.

ALL-TIME ROSTER (CONT.)

Kevin Poulin 2010-11-	G	•	Selected in the fifth round, 126th overall, of the 2008 NHL Draft.
Pat Price 1974-75–1978-79	D	•	Selected in the first round, 11th overall, of the 1975 NHL Amateur Draft. Selected by Edmonton in 1979 NHL Expansion Draft.
Chris Pryor 1987-88–1989-90	D	•	Acquired with future considerations (Brett Harkins) from Minnesota in exchange for Gord Dineen on March 8, 1988. Retired on October 15, 1992.
Dave Pulkkinen 1972-73	RW	•	Purchased with Brian Lavender from St. Louis on September 1, 1972. Traded with Yvon Rolando to Baltimore (AHL) in exchange for Bob McMahon on January 1974.
Taylor Pyatt 2000-01	LW	•	Selected in the first round, 8th overall, of the 1999 NHL Entry Draft. Traded with Tim Connolly to Buffalo in exchange for Michael Peca on June 24, 2001.
Deron Quint 2006-07	D	•	Signed as a free agent on March 31, 2007. Became a free agent on July 1, 2007.
Rhett Rakhshani 2010-11-	RW	•	Selected in the fourth round, 100th overall, of the 2006 NHL Entry Draft.
Marty Reasoner 2011-12–2012-13	C	•	Signed as a free agent on July 1, 2011. Became a free agent on July 5, 2013.
Joel Rechlicz 2008-09–2009-10	RW	•	Signed by the Islanders on May 6, 2008. Became a free agent on July 1, 2010.
Joe Reekie 1989-90–1991-92	D	•	Traded by Buffalo for a sixth round draft pick on June 17, 1989. Claimed by Tampa Bay in the 1992 NHL Expansion Draft.
Dylan Reese 2009-10–2011-12	D	•	Acquired from Columbus in exchange for Greg Moore on March 1, 2010. Became a free agent on July 1, 2012.
Robert Reichel 1996-97–1998-99	C	•	Acquired from Calgary in exchange for Marty McInnis, Tyrone Garner and Calgary's sixth round pick in the 1997 NHL Entry Draft on March 18, 1997. Traded with the Islanders' 1999 third round draft pick and Ottawa's 1999 fourth round draft pick to Phoenix in exchange for Brad Isbister and the Coyotes' 1999 third round draft pick on March 20, 1999.
Darcy Regier 1982-83–1983-84	D	•	Traded with Wayne Merrick from Cleveland in exchange for J.P. Parise and Jean Potvin on January 10, 1978. Became a free agent in 1984.
Steve Regier 2005-06–2007-08	LW	•	Selected in the fifth round, 148th overall, of the 2004 NHL Entry Draft. Became a free agent on July 1, 2008.
Peter Regin 2013-14	C	•	Signed as a free agent on July 5, 2013. Traded to Chicago with Pierre-Marc Bouchard in exchange for a fourth-round pick in the 2014 NHL Draft.
Glenn Resch 1973-74–1980-81	G	•	Purchased with Denis DeJordy, Germain Gagnon, Tony Featherstone and Murray Anderson from Montreal on June 6, 1972. Traded with Steve Tambellini to Colorado in exchange for Mike McEwen and Jari Kaarela on March 10, 1981.
Barry Richter 1998-99	D	•	Signed as a free agent on August 19, 1998. Became a free agent in July 1999.
Jamie Rivers 1999-00	D	•	Claimed from St. Louis in the 1999 Waiver Draft on September 27, 1999. Became a free agent on June 1, 2000.
Randy Robitaille 2002-03 2006-07	C	•	Acquired from Pittsburgh in exchange for a fifth round pick in the 2003 NHL Entry Draft on March 9, 2003. Became a free agent in July 2003.
		•	Acquired with a 2008 fifth round draft selection from Philadelphia in exchange for Mike York on December 20, 2006. Became a free agent on July 1, 2007.
Dave Roche 2001-02	LW	•	Signed as a free agent on August 17, 2001. Acquired from Anaheim in exchange for Ben Guite and Bjorn Melin on March 19, 2002. Became a free agent in July 2002.
Dwayne Roloson 2009-10–2010-11	G	•	Signed as a free agent on July 1, 2009. Traded to Tampa Bay in exchange for Ty Wishart on January 1, 2011.
Brian Rolston 2011-12	RW	•	Acquired in exchange for Trent Hunter on July 26, 2011. Traded with Mike Mottau to Boston in exchange for Marc Cantin and Yannick Riendeau on February 27, 2012.
Doug Rombough 1973-74–1974-75	C	•	Traded from Buffalo in exchange for Brian Spencer on March 10, 1974. Traded with Ernie Hicke to Minnesota in exchange for J.P. Parise on January 5, 1975.
Cliff Ronning 2003-04	C	•	Signed as a free agent on January 9, 2004. Became a free agent in July 2004.
Allan Rourke 2005-06–2006-07	D	•	Signed as a free agent on August 12, 2005. Traded with a 2008 third round selection to Edmonton in exchange for a 2008 second round draft selection on July 5, 2007.
Andre St. Laurent 1973-74–1977-78	C	•	Selected in the fourth round, 49th overall, of the 1973 NHL Amateur Draft. Traded to Detroit in exchange for Michel Bergeron on October 19, 1977.
Joe Sacco 1997-98–1998-99	RW	•	Acquired with Mark Janssens and J.J. Daigneault from Anaheim in exchange for Travis Green, Doug Houda and Tony Tuzzolino on February 6, 1998. Became a free agent in July, 1999.
Tommy Salo 1994-95–1998-99	G	•	Selected in the fifth round, 118th overall, of the 1993 NHL Entry Draft. Traded to Edmonton in exchange for Mats Lindgren and the Oilers' 1999 eighth round draft pick (Radek Martinek) on March 20, 1999.
Dave Salvian 1976-77–1977-78	RW	•	Selected in the second round, 29th overall, of the 1975 NHL Entry Draft. Became a free agent in July, 1978.
Miroslav Satan 2005-06–2007-08	RW	•	Signed as a free agent on August 3, 2005. Became a free agent on July 1, 2008.
Dave Scatchard 1999-00–2004-05	C	•	Acquired with Bill Muckalt and Kevin Weekes from Vancouver for Felix Potvin on December 19, 1999. Became a free agent in August 2005.
Mathieu Schneider 1994-95–1995-96	D	•	Acquired with Craig Darby and Kirk Muller from Montreal in exchange for Pierre Turgeon and Vladimir Malakhov on April 4, 1995. Traded with Wendel Clark and D.J. Smith to Toronto in exchange for Kenny Jonsson, Darby Hendrickson, Sean Haggerty and a 1997 first round draft pick on March 13, 1996.

OPPONENTS

IN THE PAST

STANLEY CUP PLAYOFFS

MEDIA INFORMATION

ALL-TIME ROSTER (CONT.)

Rob Schremp 2009-10–2010-11	C	•	Claimed off waivers from Edmonton on September 29, 2009. Claimed off of waivers by Atlanta on February 28, 2011.
Ray Schultz 1997-98–2002-03	D	•	Signed as a free agent on June 17, 1997. Became a free agent in July, 2003.
Scott Scissons 1990-91–1993-94	C	•	Selected in the first round, 6th overall, of the 1990 NHL Entry Draft. Became a free agent in July 1995.
Alexander Semak 1995-96	C	•	Acquired from Tampa Bay for a 1997 fifth round choice on September 14, 1995. Claimed in the NHL Waiver Draft by Vancouver on September 30, 1996.
Brent Severyn 1994-95–1995-96	D	•	Acquired from Florida in exchange for a 1995 fourth round draft pick on March 3, 1995. Traded to Colorado in exchange for a 1997 third round draft pick on September 4, 1996.
Mike Sillinger 2006-07–2008-09	C	•	Signed as a free agent on July 2, 2006. Became a free agent on July 1, 2009.
Jon Sim 2007-08–2010-11	LW	•	Signed as a free agent on July 1, 2007. Placed on unconditional waivers on January 15, 2011.
Chris Simon 2006-07–2007-08	RW	•	Signed as a free agent on July 11, 2006. Traded to Minnesota in exchange for a 2008 sixth round draft selection on February 26, 2007.
Jason Simon 1993-94	RW	•	Signed as a free agent on January 5, 1994. Became a free agent in July, 1995.
Shane Sims 2010-11	D	•	Selected in the fifth round, 126th overall, of the 2006 NHL Entry Draft. Was not extended a qualifying offer and became a free agent in July 2011
Brett Skinner 2008-09	LW	•	Signed as a free agent on July 3, 2008. Became a free agent on July 1, 2009.
Bill Smith 1972-73–1988-89	G	•	Obtained from Los Angeles in 1972 NHL Expansion Draft. Retired on June 5, 1989.
Brandon Smith 2002-03–2003-04	D	•	Signed as a free agent on August 2, 2002. Became a free agent in July 2004.
Ron Smith 1972-73	D	•	Selected in the fourth round, 49th overall, of the 1972 NHL Entry Draft. Became a free agent in 1973.
Trevor Smith 2008-09–2009-10	C	•	Signed as a free agent on April 2, 2007. Became a free agent on July 1, 2010.
Vern Smith 1984-85	D	•	Selected in the third round, 42nd overall, of the 1982 NHL Entry Draft. Became a free agent in 1985.
Wyatt Smith 2005-06	C	•	Signed as a free agent on August 10, 2005. Became a free agent on July 1, 2006.
Bryan Smolinski 1996-97–1998-99	C	•	Acquired from Pittsburgh in exchange for Darius Kasparaitis and Andreas Johansson on November 17, 1996. Traded with Zigmund Palffy and Marcel Cousineau to Los Angeles in exchange for Olli Jokinen, Josh Green, Mathieu Biron and the Kings' 1999 first round draft pick (Taylor Pyatt) on June 20, 1999.
Ryan Smyth 2006-07	LW	•	Acquired from Edmonton in exchange for Robert Nilsson, Ryan O'Marra and a 2007 first round draft selection on February 27 2007. Became a free agent on July 1, 2007.
Garth Snow 2001-02–2005-06	G	•	Signed as a free agent on July 1, 2001. Retired on July 18, 2006.
Tommy Soderstrom 1994-95–1996-97	G	•	Acquired from Philadelphia in exchange for Ron Hextall and a 1994 sixth round draft choice on September 22, 1994. Became a free agent in July 1997.
Brent Sopel 2005-06	D	•	Acquired from Vancouver in exchange for a conditional 2006 draft pick on August 3, 2005. Traded with Mark Parrish to Los Angeles for Denis Grebeshkov and Jeff Tambellini on March 8, 2006.
Brian Spencer 1972-73–1973-74	LW	•	Obtained from Toronto in the 1972 NHL Expansion Draft. Traded to Buffalo in exchange for Doug Rombough on March 10, 1974.
Matt Spiller 2007-08	D	•	Signed as a free agent on July 3, 2007. Became a free agent on July 1, 2008.
Steve Staios 2011-12	D	•	Signed as a free agent on September 30, 2011. Retired at the conclusion of the 2011-12 season.
Paul Stanton 1994-95	D	•	Acquired from Boston in exchange for future considerations on February 11, 1995. Became a free agent in July 1995.
Mike Stapleton 2000-01	C	•	Signed as a free agent on July 3, 2000. Traded to Vancouver in exchange for a ninth round pick in the 2001 NHL Entry Draft.
Mike Stevens 1988-89	LW	•	Signed as a free agent on August 10, 1988. Traded with Gilles Thibaudeau to Toronto in exchange for Derek Laxdal, Jack Capuano and Paul Gagne on December 20, 1989.
Ralph Stewart 1972-73–1975-76	C	•	Traded with Bob Cook from Detroit in exchange for Brian Lavender and Ken Murray on January 17, 1973. Released in 1976.
Ron Stewart 1972-73	RW	•	Purchased from Rangers on November 14, 1972. Released after 1972-73 season.
Brian Strait 2012-13–	D	•	Claimed off waivers from Pittsburgh on January 18, 2013
Martin Straka 1995-96	C	•	Acquired with Bryan Berard and Ken Belanger from Ottawa in a three team trade in exchange for Kirk Muller and Wade Redden on January 23, 1996. Claimed off waivers by Florida on March 15, 1996.
Mark Streit 2008-09–2012-13	D	•	Signed as a free agent on July 1, 2008. Traded to Philadelphia in exchange for a fourth round selection in the 2014 NHL Draft and Shane Harper
Ryan Strome 2013-14–	C	•	Selected in the first round, fifth overall, of the 2011 NHL Draft.

ALL-TIME ROSTER (CONT.)

Jason Strudwick 1995-96–1997-98	D	•	Selected in the third round, 63rd overall, of the 1994 NHL Entry Draft. Traded to Vancouver in exchange for Gino Odjick on March 23, 1998.
Johan Sundstrom 2013-14–	C	•	Selected in the second round, 50th overall, of the 2011 NHL Draft.
Brent Sutter 1980-81–1991-92	C	•	Selected as 1st pick, 17th overall, in 1980 NHL Entry Draft. Traded with Brad Lauer to Chicago in exchange for Adam Creighton and Steve Thomas on October 25, 1991.
Duane Sutter 1979-80–1986-87	RW	•	Selected in the first round, 17th overall, of the 1979 NHL Entry Draft. Traded to Chicago in exchange for future considerations (Wayne Doucet) on September 4, 1987.
Ron Sutter 1994-95	C	•	Acquired with Nordiques' 1994 first round draft choice (Brett Lindros) from Quebec in exchange for Uwe Krupp and Islanders' first round choice in 1994 (Wade Belak) on July 28, 1994. Became a free agent in July 1995.
Andy Sutton 2007-08–2009-10	D	•	Signed as a free agent on August 10, 2007. Traded to Ottawa in exchange for a second round pick in the 2010 NHL Entry Draft on March 2, 2010
Ken Sutton 2001-02	D	•	Signed as a free agent on July 5, 2001. Became a free agent on July 1, 2002.
Bob Sweeney 1995-96	C	•	Claimed from Buffalo in the 1995 NHL Waiver Draft on October 2, 1995. Traded to Calgary in exchange for Pat Conacher and a 1997 sixth round draft selection on March 20, 1996.
Jeff Tambellini 2005-06–2009-10	LW	•	Acquired with Denis Grebeshkov from Los Angeles in exchange for Mark Parrish, Brent Sopel and a conditional draft selection in the 2006 NHL Entry Draft on March 8, 2006. Became a free agent on July 1, 2010.
Steve Tambellini 1978-79–1980-81	C	•	Selected in the first round, 15th overall, of the 1978 NHL Entry Draft. Traded with Glenn Resch to Colorado in exchange for Mike McEwen and Jari Kaarela on March 10, 1981.
Dick Tarnstrom 2001-02	D	•	Selected in the 11th round, 272nd overall, of the 1994 NHL Entry Draft Claimed off waivers by Pittsburgh on August 6, 2002.
John Tavares 2009-10–	C	•	Selected as the No. 1 overall pick in the 2009 NHL Entry Draft.
Chris Taylor 1994-95–1996-97	C	•	Selected in the second round, 27th overall, of the 1990 NHL Entry Draft. Became a free agent in July 1997.
Victor Teal 1973-74	RW	•	Signed after training camp tryout in 1972. Released in June, 1975.
Chris Terreri 2000-01	G	•	Acquired with a ninth round draft pick from New Jersey in exchange for John Vanbiesbrouck on March 12, 2001. Became a free agent in July 2001.
Gilles Thibault 1989-90	C	•	Signed as a free agent in September, 1989. Traded with Mike Stevens to Toronto in exchange for Derek Laxdal, Jack Capuano and Paul Gagne on December 20, 1989.
Steve Thomas 1991-92–1994-95	RW	•	Acquired with Adam Creighton from Chicago in exchange for Brent Sutter and Brad Lauer on October 25, 1991. Traded to New Jersey in a three team trade in exchange for Wendel Clark on October 3, 1995.
Nate Thompson 2008-09–2009-10	LW	•	Claimed off waivers from Boston on October 8, 2008. Claimed off waivers by Tampa Bay on January 21, 2010.
Milan Tichy 1994-95–1995-96	D	•	Signed as a free agent on August 2, 1994. Became a free agent in July 1996.
Mattias Timander 2002-03–2003-04	D	•	Acquired from Columbus for a 2002 fourth round draft pick on June 22, 2002 Traded to Philadelphia in exchange for a 2004 seventh round draft pick on January 22, 2004
Jeff Toms 2000-01	LW	•	Signed as a free agent on July 27, 2000. Claimed off waivers by the NY Rangers on January 13, 2001.
John Tonelli 1978-79–1985-86	RW	•	Selected in the second round, 33rd overall, of the 1977 NHL Entry Draft. Traded to Calgary in exchange for Steve Konroyd and Rich Kromm on March 11, 1986.
Raffi Torres 2001-02–2002-03	LW	•	Selected in the first round, fifth overall, of the 2000 NHL Entry Draft. Traded with Brad Isbister to Edmonton in exchange for Janne Niinimaa and a second round pick in the 2003 NHL Entry Draft on March 11, 2003.
Graeme Townshend 1991-92–1992-93	RW	•	Signed as a free agent on September 3, 1991. Became a free agent in July 1993.
Bryan Trottier 1975-76–1989-90	C	•	Selected in the second round, 22nd overall, of the 1974 NHL Amateur Draft. Contract bought out by the Islanders on July 1, 1990.
John Tucker 1990-91	C	•	Traded by Buffalo in exchange for future considerations on January 21, 1991. Released following the 1990-91 season.
Marco Tuominen 2001-02	LW	•	Signed as a free agent on July 18, 2001. Became a free agent in July 2002.
Pierre Turgeon 1992-93–1994-95	C	•	Acquired with Benoit Hogue, Dave McLlwain and Uwe Krupp from Buffalo in exchange for Pat LaFontaine, Randy Wood, Randy Hillier and future considerations on October 25, 1991. Traded with Vladimir Malakhov to Montreal in exchange for Kirk Muller, Mathieu Schneider and Craig Darby on April 4, 1995.
Brad Turner 1991-92	D	•	Signed as a free agent in September 1990. Became a free agent in July 1993.
David Ullstrom 2011-12–2012-13	LW	•	Selected in the fourth round, 102nd overall, of the 2008 NHL Entry Draft. Became a restricted free agent on July 5, 2013.
Nick Vachon 1996-97	C	•	Acquired from Los Angeles in exchange for Chris Marinucci on November 18, 1996. Became a free agent in July 1997.
Stephen Valiquette 1999-00–2002-03	G	•	Signed as a free agent on August 17, 1998. Became a free agent in July 2003.
John Vanbiesbrouck 2000-01	G	•	Acquired from Philadelphia in exchange for a fourth round pick in the 2001 NHL Entry Draft on June 4, 2000. Traded to New Jersey in exchange for Chris Terreri and a ninth round pick in the 2001 NHL Entry Draft on March 12, 2001.

OPPONENTS

IN THE PAST

STANLEY CUP PLAYOFFS

MEDIA INFORMATION

ALL-TIME ROSTER (CONT.)

OPPONENTS	Darren Van Impe 2001-02	D	•	Acquired from Florida in exchange for a 2003 fifth round pick on March 19, 2002. Became a free agent on July 1, 2002.
	Thomas Vanek 2013-14	LW	•	Acquired from Buffalo in exchange for Matt Moulson, a first-round pick in the 2014 NHL Draft and second-round pick in 2015 Traded to Montreal in exchange for a second-round pick in the 2014 NHL Draft and Sebastian Collberg.
	Josef Vasicek 2007-08	C	•	Signed as a free agent on August 14, 2007. Became a free agent on July 1, 2008.
	Andrey Vasiliyev 1994-95–1996-97	LW	•	Selected in the 11th round, 248th overall, of the 1992 NHL Entry Draft. Became a free agent in July 1997.
	Dennis Vaske 1990-91–1997-98	D	•	Selected in the second round, 38th overall, of the 1986 NHL Entry Draft. Became a free agent in July 1998.
	Yvon Vautour 1979-80	RW	•	Selected in the sixth round, 104th overall, of the 1976 NHL Amateur Draft. Selected by Colorado in the 1980 NHL Waiver Draft.
	Lubomir Visnovsky 2012-13–	D	•	Acquired from Anaheim in exchange for a second round pick in the 2013 NHL Draft on June 22, 2012.
	David Volek 1988-89–1993-94	LW/RW	•	Selected in the 10th round, 208th overall, of the 1984 NHL Entry Draft. Retired in September 1994.
	Mick Vukota 1987-88–1996-97	RW	•	Signed as a free agent on March 2, 1987. Claimed on waivers by Tampa Bay on September 28, 1997.
	Tim Wallace 2011-12	RW	•	Signed as a free agent on July 21, 2011. Claimed on waivers by Tampa Bay on February 23, 2012.
IN THE PAST	Mike Walsh 1987-88–1988-89	LW	•	Signed as a free agent in August 1986. Became a free agent in July 1989.
	Ben Walter 2007-08–2008-09	C	•	Acquired with a 2009 second round draft selection from Boston in exchange for Petteri Nokelainen. Traded to New Jersey in exchange for Tony Romano and future considerations on June 30, 2009.
	Mike Watt 1998-99–1999-00	LW	•	Acquired from Edmonton in exchange for Eric Fichaud on June 18, 1998. Claimed off waivers by Nashville on May 23, 2000.
	Steve Webb 1996-97–2002-03 2003-04	LW	•	Signed as a free agent on October 14, 1996. Became a free agent in July 2003. Acquired from Pittsburgh in exchange for Alain Nasreddine on March 8, 2004. Became a free agent on July 1, 2004.
	Kevin Weekes 1999-00	G	•	Acquired with Bill Muckalt and Dave Scatchard from Vancouver in exchange for Felix Potvin on December 19, 1999. Traded with Kristian Kudroc and a second round pick in the 2001 NHL Entry Draft to Tampa Bay in exchange for a 1st round (Raffi Torres), 4th round and 7th round pick in the 2001 NHL Entry Draft.
	Steve Weeks 1991-92	G	•	Signed as a free agent on September 16, 1991. Traded to Los Angeles in exchange for a 1992 seventh round draft choice (Steve O'Rourke) on February 18, 1992.
	Doug Weight 2008-09–2010-11	C	•	Signed as a free agent on July 2, 2008. Retired on May 26, 2011 to become an Assistant Coach and Senior Advisor to the General Manager.
	Mattias Weinhandl 2003-04–2005-06	RW	•	Selected in the third round, 78th overall, of the 1999 NHL Entry Draft. Claimed off waivers by Minnesota on March 4, 2006.
	Ed Westfall 1972-73–1978-79	RW	•	Obtained in 1972 NHL Expansion Draft. Retired on May 8, 1979.
	Jason Widmer 1994-95–1995-96	D	•	Selected in the eighth round, 176th overall, of the 1992 NHL Entry Draft. Became a free agent in July 1996.
STANLEY CUP PLAYOFFS	Jason Wiemer 2002-03–2003-04	C	•	Acquired from Florida in exchange for defensive prospect Branislav Mezei on July 2, 2002. Claimed off waivers by Minnesota on November 13, 2003.
	Ty Wishart 2010-11–2012-13	D	•	Acquired from Tampa Bay in exchange for Dwayne Roloson on Jan. 1, 2011. Became a free agent on July 1, 2013.
	James Wisniewski 2010-11	D	•	Acquired from Anaheim in exchange for a conditional third round pick in the 2010 NHL Entry Draft on July 30, 2010. Traded to Montreal for a 2011 second round pick and a conditional 2012 fifth round pick on December 28, 2010
	Brendan Witt 2006-07–2009-10	D	•	Signed as a free agent on July 3, 2006. Placed on waivers on July 25, 2010.
	Randy Wood 1986-87–1991-92 1996-97	C/LW	•	Signed as a free agent in September 1986. Traded with Pat LaFontaine, Randy Hillier and future considerations to Buffalo in exchange for Pierre Turgeon, Uwe Krupp, Benoit Hogue and Dave McLlwain October 25, 1991. Signed as a free agent on October 2, 1996. Became a free agent in July 1997.
	Alexei Yashin 2001-02–2006-07	C	•	Acquired from Ottawa in exchange for Zdeno Chara, Bill Muckalt and a first round pick on June 23, 2001. Contract bought out on June 6, 2007.
	Mike York 2005-06–2006-07	C/RW	•	Acquired with a 2006 conditional draft pick from Edmonton in exchange for Michael Peca on August 3, 2005. Traded to Philadelphia in exchange for Randy Robitaille and a 2008 fifth round draft selection on December 20, 2006.
	Richard Zednik 2006-07	RW	•	Acquired from Washington in exchange for a 2007 second round draft selection on February 26, 2007. Became a free agent on July 1, 2007.
	Alexei Zhitnik 2005-06–2006-07	D	•	Signed as a free agent on August 2, 2005. Traded to Philadelphia in exchange for Freddy Meyer IV and a 2008 third round draft selection on December 16, 2006.
MEDIA INFORMATION				

ALL-TIME NUMERICAL ROSTER

#1

Gerry Gray
Glenn Resch
Roland Melanson
Jeff Hackett
Steve Weeks
Danny Lorenz
Eric Fichaud
Marcel Cousineau
Roberto Luongo
Rick DiPietro
Mike Dunham
Peter Mannino
Mikko Koskinen

#2

Gerry Hart
Mike Hordy
Mike McEwen
Gord Dineen
Dean Chynoweth
Wayne McBean
Chris Luongo
Bob Beers
Rich Pilon
Branislav Mezei
Mattias Timander
Aaron Johnson
Mark Streit

#3

Brian Lefley
Jean Potvin
Pat Price
Tomas Jonsson
Doug Crossman
Jeff Finley
Dean Chynoweth
Bob Halkidis
Kenny Jonsson
Zdeno Chara
Adrian Aucoin
Brent Sopel
Denis Grebeshkov
Tom Poti
Rob Davison
Travis Hamonic

#4

Jim Mair
Jean Potvin
Bob Lorimer
Paul Boutilier
Gerald Diduck
Bill Berg
Uwe Krupp
Brent Severyn
Bryan McCabe
Eric Brewer
Roman Hamrlik
Joel Bouchard
Bryan Berard
Brett Skinner
Mark Flood
Mark Eaton
Radek Martinek

#5

Ken Murray
Ron Smith
Bob Nystrom
Denis Potvin
(Retired in honor of
Denis Potvin Feb. 1,
1992)

#6

Bill Mikkelsen
Bert Marshall
Randy Johnston
Ken Morrow
Wayne McBean
Chris Luongo
Corey Foster
Doug Houda
David Harlock
Jamie Heward
Mathieu Biron
Ken Sutton
Brandon Smith
Bruno Gervais
Sean Hill
Matt Spiller
Ty Wishart
Jesse Joensuu

#7

Germain Gagnon
Dave Fortier
Stefan Persson
Greg Gilbert
Tom Fitzgerald
Jeff Finley
John Tucker
Greg Parks
Brad Turner
Scott Lachance
Dallas Eakins
Ray Schultz
Kevin Haller
Trent Hunter
Matt Carner

#8

Don Blackburn
Garry Howatt
Darcy Regier
Kevin Devine
Randy Boyd
Patrick Flatley
Jeff Norton
Bob McGill
Chris Luongo
David Maley
Gord Dineen
Mike Donnelly
Steve Webb
Jason Krog
Dick Tarnstrom
Tomi Pettinen
Bruno Gervais

#9

Brian Spencer
Clark Gillies
David Chyzowski
Kirk Muller
(Retired in honor of
Clark Gillies Dec. 7, 1996)

#10

Lorne Henning
Alan Kerr
Brad Lauer
Dave McLlwain
Claude Loiselle
Kip Miller
Craig Darby
Danton Cole
Micah Aivazoff
Randy Wood
Corey Foster
Joe Sacco
Jason Dawe
Mats Lindgren
Eric Manlow
Sean Bergenheim
Richard Park
Mike Mottau
Keith Aucoin

#11

Dave Hudson
Bill MacMillan
Wayne Merrick
Roger Kortko
Randy Wood
Adam Creighton
Darius Kasparaitis
Randy Wood
Sean Haggerty
Kevin Miller
Craig Janney
Niklas Andersson
Jason Krog
Bill Muckalt
Kip Miller
Mattias Weinhandl
Andy Hilbert
Nate Thompson
Brian Rolston
Lubomir Visnovsky

#12

Terry Crisp
Ernie Hicke
Jean Paul Parise
Richie Hansen
Duane Sutter
Brent Sutter
Todd McLellan
Todd Okerlund
Richard Kromm
Mick Vukota
Mark Janssens
Mike Watt
Oleg Kvasha
Chris Simon
Josh Bailey

#13

Claude Lapointe
Bill Guerin
Rob Schremp
Colin McDonald

#14

Brian Marchinko
Bob Bourne
Randy Boyd
Tom Fitzgerald
Scott Scissons
Joe Day
Ron Sutter
Andrey Vasilyev
Danton Cole
Chris Taylor
Derek Armstrong
Tom Chorske
Joe Sacco
Chris Ferraro
Jason Blake
Mike Stapleton
Alexander Khoritinov
Chris Campoli
Trevor Gillies
Thomas Hickey

#15

Bill Harris
Brad Dalgarno
Bryan Smolinski
Jason Dawe
Tom Chorske
Ted Donato
Brad Isbister
Jeff Tambellini
PA Parenteau
Cal Clutterbuck

#16

Brian Lavender
Ralph Stewart
Dave Salvian
Michel Bergeron
Richie Hansen
Steve Tambellini
Mike McEwen
Pat LaFontaine
Brian Mullen
Zigmund Palffy
Daniel Lacroix
Vladimir Orszagh
Craig Berube
Raffi Torres
Justin Papineau
Justin Mapletoft
Michael York
Jon Sim
Marty Reasoner
Peter Regan

#17

Tom Miller
Jude Drouin
Garth MacGuigan
Alex McKendry
Neal Coulter
Greg Gilbert
Brad Dalgarno
Chris Pryor
Rod Dallman
Paul Gagne
Craig Ludwig
Bill Berg
Daniel Marois
Steve Junker
David Maley
Yan Kaminsky
Chris Marinucci
Wendel Clark
Darby Hendrickson
Sergei Nemchinov
Tony Hrkac
Ted Drury
Taylor Pyatt
Shawn Bates
Thomas Pock
Matt Martin

#18

Ed Westfall
Rob DiMaio
Marty McInnis
Mike Hough
Tim Connolly
Jim Cummins
Jeff Hamilton
Mike Sillinger
Micheal Haley
Ryan Strome

#19

Craig Cameron
Bryan Trottier
(Retired in honor of
Bryan Trottier
Oct. 20, 2001)

#20

Bob Nystrom
Rich Grenier
Dave Pulkkinen
Doug Rombough
Yvon Vautour
Mats Hallin
Alex McKendry
Dale Henry
Greg Parks
Ray Ferraro
Bryan Smolinski
Bob Sweeney
Jamie Rivers
Steve Webb
Eric Manlow
Richard Zednik
Sean Bergenheim
James Wisniewski
Evgeni Nabokov

#21

Arnie Brown
Dave Pulkkinen
Ron Smith
Andre St. Laurent
Mike Kaszycki
Butch Goring
Brent Sutter
Dan Plante
Rick Green
Nick Vachon
Robert Reichel
Mariusz Czerkawski
Trent Hunter
Robert Nilsson
Deron Quint
Kyle Okposo

#22

Ron Smith
Bob Cook
Victor Teal
Mike Bossy
(Retired in honor of
Mike Bossy March 3, 1992)

#23

Garry Howatt
Bob Nystrom
Randy Hillier
Rick Green
Vladimir Malakhov
(Retired in honor of
Bob Nystrom April 1, 1995)

#24

Ron Stewart
Bill MacMillan
Walt Ledingham
Mike Kaszycki
Gord Lane
Mikko Makela
Ken Baumgartner
Daniel Marois
Richard Kromm
Greg Parks
Keith Acton
Troy Loney
Brent Severyn
Dave Archibald
Paul Kruse
Gino Odjick
Johan Davidsson
Mark Lawrence
Radek Martinek
Steve Staios
Brad Boyes
Kevin Czuczman

OPPONENTS

IN THE PAST

STANLEY CUP PLAYOFFS

MEDIA INFORMATION

ALL-TIME NUMERICAL ROSTER (CONT.)

#25

Neil Nicholson
Dave Lewis
Bill Carroll
Ron Handy
Ari Haanpaa
David Volek
Chris Taylor
Paul Stanton
Pat Conacher
Chris Taylor
Mariusz Czerkawski
Josh Green
Juraj Kolnik
Randy Robitaille
Alexander Karpovtsev
Brad Lukowich
Viktor Kozlov
Andy Sutton
Nino Niederreiter

#26

Dave Langevin
Patrick Flatley
Jeff Toms
Justin Mapletoft
Justin Papineau
Rob Collins
Ruslan Fedotenko
Joe Callahan
Matt Moulson
Thomas Vanek

#27

John Tonelli
Derek King
Mark Parrish
Michael Peca
Jeremy Colliton
Randy Robitaille
Darryl Bootland
Matt Keith
Milan Jurcina
Anders Lee

#28

Anders Kallur
Mark Hamway
Bob Bassen
Wayne McBean
Don Maloney
Paul Guay
Tom Kurvers
Chris Taylor
Alexander Semak
Jim Dowd
Dennis Vaske
Felix Potvin
Jason Krog
Gary Galley
Jason Krog
Darren Van Impe
Jason Wiemer
Wyatt Smith
Tim Jackman
Zenon Konopka
Johan Sundstrom

#29

Hector Marini
Ken Leiter
Gerald Diduck
Mark Fitzpatrick
Joe Reekie
Jamie McLennan
Kenny Jonsson
Petteri Nokelainen
Ben Walter
Jamie Doornbosch
Jay Pandolfo
Brock Nelson

#30

Gerry Desjardins
Richard Brodeur
Goran Hogosta
Roland Melanson
Kelly Hrudey
Mark Fitzpatrick
Tommy Soderstrom
Wade Flaherty
Chris Terreri
Garth Snow
Dwayne Roloson

#31

Bill Smith
(Retired in honor of Bill Smith
Feb. 21, 1993)

#32

Bruce Affleck
Dale Henry
Brad Lauer
Richard Kromm
Steve Thomas
Grigori Panteleev
Niklas Andersson
Trevor Linden
Jorgen Jonsson
Petr Mika
Aris Brimanis
Alan Letang
Brendan Witt

#33

Neil Hawryliw
Kevin Devine
Marc Bergevin
Steve Konroyd
Ray Ferraro
Dennis Vaske
Benoit Hogue
Milan Tichy
Ken Belanger
Eric Cairns
Eric Boguniecki

#34

Garth MacGuigan
Gord Dineen
Ken Leiter
Brian Curran
Chris Pryor
Rob DiMaio
Danny Lorenz
Graeme Townshend
Iain Fraser
Brent Grieve
Dan Plante
Milan Tichy
Yan Kaminsky
Micah Aivazoff
Jason Herter
Jason Widmer
Andrey Vasilyev
Jarrett Deuling
Bryan Berard
Mathieu Biron
John Vanbiesbrouck
Steve Valiquette
Wade Dubielewicz
Yann Danis

#35

Richard Kromm
Reed Larson
Chris Pryor
Glenn Healy
Tom Draper
Tommy Salo
Stephen Valiquette
Chris Osgood
Joey MacDonald
Al Montoya

#36

Glenn Johannssen
Neal Coulter
Rod Dallman
Gary Nylund
Jason Widmer
Andrey Vasilyev
Bob Halkidis
Jason Strudwick
Micah Aivazoff
Jarrett Deuling
Dane Jackson
J.J. Daigneault
Ted Crowley
Ray Schultz
Niklas Andersson
Evgeny Korolev
Mike Iggulden
Travis Hamonic
Tim Wallace
Eric Boulton

#37

Jeff Finley
Danny Lorenz
Richard Kromm
Dennis Vaske
Jeff Libby
Dmitri Nabokov
Steve Martins
Mark Parrish
Kip Brennan
Dean McAmmond
Jeremy Colliton
Brian Strait

#38

Mick Vukota
Gilles Thibaut
Derek Laxdal
Marty McInnis
Graeme Townshend
Scott Scissons
Jason Simon
Derek Armstrong
Andrey Vasilyev
Andreas Johansson
Barry Richter
Dave Scatchard
Allan Rourke
Jack Hillen

#39

Todd McLellan
Marc Bergevin
Mike Walsh
Hubie McDonough
Travis Green
Dean Malkoc
Scott Pearson
Sean Haggerty
Ray Schultz
Robert Petrovicky
Rick DiPietro

#40

Raimo Helminen
Brad Dalgarno
George Maneluk
Matt Koalska
Joel Rechlicz
Michael Grabner

#41

Ray Giroux
Derek Bekar
David Ullstrom

#42

Shawn Byram
Andrey Vasilyev
Dan Plante
Dylan Reese
Scott Mayfield

#43

Martin Straka
Mike MacWilliam
Chris Taylor
Jason Strudwick
Mikael Andersson
Trent Hunter
Ryan Caldwell
Andrew MacDonald
Martin Biron
Mike Halmo

#44

Ken Leiter
Rod Dallman
Jari Gronstrand
Todd Bertuzzi
Jason Dawe
Mark Lawrence
Jesse Belanger
Sven Butenschon
Janne Niinimaa
John Erskine
Freddy Meyer IV
Rob Schremp
Calvin de Haan

#45

Vern Smith
Dale Kushner
Danny Lorenz
Marko Kiprusoff
Arron Asham
Nate Thompson
Anders Nilsson

#46

Scott Howson
Dale Kushner
Jason Holland
Marco Tuominen
Matt Martin
Matt Donovan

#47

Rich Pilon
Dick Tarnstrom
Marc-Andre Bergeron
Andrew MacDonald

#48

Claude Lapointe
Warren Luhning
Steve Regier
Anton Klementyev

#49

Vladimir Orszagh
Robert Petrovicky
Eric Godard
Drew Fata
Mitch Fritz
Rhett Rakhshani
Justin Johnson

#50

Scott Scissons

#51

Anders Myrvold
Dave Roche
Frans Nielsen

#52

Mark Lawrence
Sven Butenschon
Nathan Lawson
Joe Finley

#53

Mike Walsh
Tom Fitzgerald
Zdeno Chara
Casey Cizikas

#54

Kip Miller
Rob Collins
Kurtis McLean

#55

Mike Stevens
Felix Potvin
Vladimir Chebaturkin
Jason Blake
Matt Campanale
Shane Sims
Mike Mottau
Aaron Ness

#56

Marcel Cousineau
Ian Herbers
Jason Podollan
Dustin Kohn
John Persson

#57

Mark Hamway
Shawn Evans
Blake Comeau

#58

Bill Berg
John Namestnikov
Aris Brimanis
Masi Marjamaki
Jesse Joensuu

#59

Tom Fitzgerald
Alain Nasreddine
Micheal Haley
Brett Gallant

#60

Ray Schultz
Kevin Poulin

#62

Steve Webb
Olli Jokinen
Kevin Colley
Jamie Fraser
Greg Mauldin

ALL-TIME NUMERICAL ROSTER (CONT.)

#63

Cole Jarrett
Josef Vasicek

#64

Sven Butenschon

#67

Mike Kennedy
Sean Bentivoglio

#68

Zigmund Palffy

#71

Dennis Vaske
Mark Katic

#72

Ron Hextall
Mathieu Schneider
Jeremy Colliton

#75

Brett Lindros

#77

Pierre Turgeon
Cliff Ronning
Alexei Zhitnik
Trevor Smith

#79

Alexei Yashin

#80

Kevin Weekes

#81

Miroslav Satan
Justin DiBenedetto

#82

Martin Straka

#89

David Chyzowski
Mike Comrie

#91

Butch Goring
John Tavares

#92

Vladimir Malakhov

#93

Doug Weight

#94

Ryan Smyth

#96

Pierre-Marc Bouchard

OPPONENTS

IN THE PAST

STANLEY CUP PLAYOFFS

MEDIA INFORMATION

RETIREED NUMBERS

OPPONENTS

IN THE PAST

STANLEY CUP PLAYOFFS

MEDIA INFORMATION

POTVIN

5

DENIS POTVIN
FEBRUARY 1, 1992

BOSSY

22

MIKE BOSSY
MARCH 3, 1992

SMITH

31

BILLY SMITH
FEBRUARY 20, 1993

NYSTROM

23

BOBBY NYSTROM
APRIL 1, 1995

GILLIES

9

CLARK GILLIES
DECEMBER 7, 1996

TROTTIER

19

BRYAN TROTTIER
OCTOBER 20, 2001

TORREY



"The Architect"

BILL TORREY
JANUARY 13, 2001


ARBOUR

739

AL ARBOUR
JANUARY 25, 1997

ARBOUR
1500

ARBOUR/1500
NOVEMBER 3, 2007



STANLEY CUP PLAYOFFS

NEW YORK ISLANDERS ALL-TIME STANLEY CUP SERIES

SEASON	OPPONENT	ROUND	W	L	WINNER
1972-73	DID NOT QUALIFY				
1973-74	DID NOT QUALIFY				
1974-75	NY Rangers	PRE.	2	1	ISLANDERS
	Pittsburgh	QF	4	3	ISLANDERS
	Philadelphia	SF	3	4	Philadelphia
1975-76	Vancouver	PRE.	2	0	ISLANDERS
	Buffalo	QF	4	2	ISLANDERS
	Montreal	SF	1	4	Montreal
1976-77	Chicago	PRE.	2	0	ISLANDERS
	Buffalo	QF	4	0	ISLANDERS
	Montreal	SF	2	4	Montreal
1977-78	Toronto	QF	3	4	Toronto
1978-79	Chicago	QF	4	0	ISLANDERS
	NY Rangers	SF	2	4	NY Rangers
1979-80	Los Angeles	PRE.	3	1	ISLANDERS
	Boston	QF	4	1	ISLANDERS
	Buffalo	SF	4	2	ISLANDERS
	Philadelphia	F	4	2	ISLANDERS
1980-81	Toronto	PRE.	3	0	ISLANDERS
	Edmonton	QF	4	2	ISLANDERS
	NY Rangers	SF	4	0	ISLANDERS
	Minnesota	F	4	1	ISLANDERS
1981-82	Pittsburgh	PDSF	3	2	ISLANDERS
	NY Rangers	PDF	4	2	ISLANDERS
	Quebec	WCF	4	0	ISLANDERS
	Vancouver	F	4	0	ISLANDERS
1982-83	Washington	PDSF	3	1	ISLANDERS
	NY Rangers	PDF	4	2	ISLANDERS
	Boston	WCF	4	2	ISLANDERS
	Edmonton	F	4	0	ISLANDERS
1983-84	NY Rangers	PDSF	3	2	ISLANDERS
	Washington	PDF	4	1	ISLANDERS
	Montreal	WCF	4	2	ISLANDERS
	Edmonton	F	1	4	Edmonton
1984-85	Washington	PDSF	3	2	ISLANDERS
	Philadelphia	PDF	1	4	Philadelphia
1985-86	Washington	PDSF	0	3	Washington
1986-87	Washington	PDSF	4	3	ISLANDERS
	Philadelphia	PDF	3	4	Philadelphia
1987-88	New Jersey	PDSF	2	4	New Jersey
1988-89	DID NOT QUALIFY				
1989-90	NY Rangers	PDSF	1	4	NY Rangers
1990-91	DID NOT QUALIFY				
1991-92	DID NOT QUALIFY				
1992-93	Washington	PDSF	4	2	ISLANDERS
	Pittsburgh	PDF	4	3	ISLANDERS
	Montreal	WCF	1	4	Montreal
1993-94	NY Rangers	ECQF	0	4	NY Rangers
1994-95	DID NOT QUALIFY				
1995-96	DID NOT QUALIFY				
1996-97	DID NOT QUALIFY				
1997-98	DID NOT QUALIFY				
1998-99	DID NOT QUALIFY				
1999-00	DID NOT QUALIFY				
2000-01	DID NOT QUALIFY				
2001-02	Toronto	ECQF	3	4	Toronto
2002-03	Ottawa	ECQF	1	4	Ottawa
2003-04	Tampa Bay	ECQF	1	4	Tampa Bay
2004-05	NO NHL SEASON	LOCKOUT			
2005-06	DID NOT QUALIFY				
2006-07	Buffalo	ECQF	1	4	Buffalo
2007-08	DID NOT QUALIFY				
2008-09	DID NOT QUALIFY				
2009-10	DID NOT QUALIFY				
2010-11	DID NOT QUALIFY				
2011-12	DID NOT QUALIFY				
2012-13	Pittsburgh	ECQF	2	4	Pittsburgh
2013-14	DID NOT QUALIFY				

NYI PLAYOFF RECORD VS. NHL

OVERALL	GP	W	L	GF	GA
Boston Bruins	11	8	3	49	35
Buffalo Sabres	21	13	8	70	62
Chicago Blackhawks	6	6	0	21	6
Edmonton Oilers	15	9	6	58	47
Los Angeles Kings	4	3	1	21	10
Minnesota North Stars	5	4	1	26	16
Montreal Canadiens	22	8	14	55	64
New Jersey Devils	6	2	4	18	23
New York Rangers	39	20	19	129	132
Ottawa Senators	5	1	4	7	13
Philadelphia Flyers	25	11	14	69	83
Pittsburgh Penguins	25	13	12	84	83
Quebec Nordiques	4	4	0	18	9
Tampa Bay Lightning	5	1	4	5	12
Toronto Maple Leafs	17	9	8	54	42
Vancouver Canucks	6	6	0	26	14
Washington Capitals	30	18	12	99	88
TOTALS	246	136	110	809	739

HOME	GP	W	L	GF	GA
Boston Bruins	5	4	1	31	17
Buffalo Sabres	10	7	3	40	31
Chicago Blackhawks	4	4	0	14	5
Edmonton Oilers	7	5	2	32	14
Los Angeles Kings	2	1	1	11	7
Minnesota North Stars	3	3	0	17	7
Montreal Canadiens	10	6	4	30	21
New Jersey Devils	3	1	2	8	10
New York Rangers	19	10	9	67	63
Ottawa Senators	2	0	2	3	6
Philadelphia Flyers	11	7	4	40	32
Pittsburgh Penguins	12	8	4	57	40
Quebec Nordiques	2	2	0	9	3
Tampa Bay Lightning	2	0	2	0	6
Toronto Maple Leafs	9	3	0	39	16
Vancouver Canucks	3	3	0	17	12
Washington Capitals	14	9	5	47	43
TOTALS	118	78	40	462	333

ROAD	GP	W	L	GF	GA
Boston Bruins	6	4	2	18	18
Buffalo Sabres	11	6	5	30	31
Chicago Blackhawks	2	2	0	7	1
Edmonton Oilers	8	4	4	26	33
Los Angeles Kings	2	2	0	10	3
Minnesota North Stars	2	1	1	9	9
Montreal Canadiens	12	2	10	25	43
New Jersey Devils	3	1	2	10	13
New York Rangers	20	10	10	62	69
Ottawa Senators	3	1	2	4	7
Philadelphia Flyers	14	4	10	29	51
Pittsburgh Penguins	13	5	8	27	43
Quebec Nordiques	2	2	0	9	6
Tampa Bay Lightning	3	1	2	5	6
Toronto Maple Leafs	8	1	7	16	26
Vancouver Canucks	3	3	0	9	2
Washington Capitals	16	9	7	52	45
TOTALS	128	58	70	347	406

KEY

ECQF . . . Eastern Conference Quarter Finals

F . . . Final Round

PDF . . . Patrick Division Finals

PDSF . . . Patrick Division Semi-Finals

PRE . . . Preliminary Round

QF . . . Quarter Finals

SF . . . Semi-Final Round

WCF . . . Wales Conference Finals

YEAR-BY-YEAR STANLEY CUP PLAYOFF RECORDS

OVERALL						HOME			ROAD		
SEASON	GP	W	L	GF	GA	GP	W	L	GP	W	L
1974-75	17	9	8	47	50	7	4	3	10	5	5
1975-76	13	7	6	43	39	6	5	1	7	2	5
1976-77	12	8	4	36	32	7	5	2	5	3	2
1977-78	7	3	4	13	16	4	3	1	3	0	3
1978-79	10	6	4	27	21	5	3	2	5	3	2
1979-80	21	15	6	88	66	10	7	3	11	8	3
1980-81	18	15	3	97	48	10	9	1	8	6	2
1981-82	19	15	4	85	52	10	8	2	9	7	2
1982-83	20	15	5	94	53	10	9	1	10	6	4
1983-84	21	12	9	62	60	11	8	3	10	4	6
1984-85	10	4	6	25	28	4	3	1	6	1	5
1985-86	3	0	3	4	11	1	0	1	2	0	2
1986-87	14	7	7	35	42	6	2	4	8	5	3
1987-88	6	2	4	18	23	3	1	2	3	1	2
1989-90	5	1	4	13	22	2	1	1	3	0	3
1992-93	18	9	9	58	65	8	6	2	10	3	7
1993-94	4	0	4	3	22	2	0	2	2	0	2
2001-02	7	3	4	21	22	3	3	0	4	0	4
2002-03	5	1	4	7	13	2	0	2	3	1	2
2003-04	5	1	4	5	12	2	0	2	3	1	2
2006-07	5	1	4	11	17	2	0	2	3	1	2
2012-13	6	2	4	17	25	3	1	2	3	1	2
TOTALS	246	136	110	809	739	118	78	40	128	58	70

POWER PLAY				PENALTY KILLING			
ADV	PPG	PCTG	SHGA	ADV	PPG	PCTG	SHGA
942	191	20.3	25	985	190	80.7	39



The 1974-75 Islanders celebrate the series-winning goal by J.P. Parise in O.T. vs the New York Rangers.

OPPONENTS

IN THE PAST

STANLEY CUP PLAYOFFS

MEDIA INFORMATION

ROUND-BY-ROUND RESULTS

1975

PRELIMINARY ROUND vs. RANGERS

(Islanders win series 2-1)

APR. 8	NYI 3 at NYR 2	W
APR. 10	NYI 3 vs. NYR 8	L
APR. 11	NYI 4 at NYR 3	W OT

QUARTER-FINALS vs. PITTSBURGH

(Islanders win series 4-3)

APR. 13	NYI 4 at PIT 5	L
APR. 15	NYI 1 at PIT 3	L
APR. 17	NYI 4 vs. PIT 6	L
APR. 20	NYI 3 vs. PIT 1	W
APR. 22	NYI 4 at PIT 2	W
APR. 24	NYI 4 vs. PIT 1	W
APR. 26	NYI 1 at PIT 0	W

SEMI-FINALS vs. PHILADELPHIA

(Philadelphia wins series 4-3)

APR. 29	NYI 0 at PHI 4	L
MAY 1	NYI 4 at PHI 5	L OT
MAY 4	NYI 0 vs. PHI 1	L
MAY 7	NYI 4 vs. PHI 3	W OT
MAY 8	NYI 5 at PHI 1	W
MAY 11	NYI 2 vs. PHI 1	W
MAY 13	NYI 1 at PHI 4	L

1976

PRELIMINARY ROUND vs. VANCOUVER

(Islanders win series 2-0)

APR. 6	NYI 5 vs. VAN 3	W
APR. 8	NYI 3 at VAN 1	W

QUARTER-FINALS vs. BUFFALO

(Islanders win series 4-2)

APR. 11	NYI 3 at BUF 5	L
APR. 13	NYI 2 at BUF 3	L OT
APR. 15	NYI 5 vs. BUF 3	W
APR. 17	NYI 4 vs. BUF 2	W
APR. 20	NYI 4 at BUF 3	W
APR. 22	NYI 3 vs. BUF 2	W

SEMI-FINALS vs. MONTREAL

(Montreal wins series 4-1)

APR. 27	NYI 2 at MTL 3	L
APR. 29	NYI 3 at MTL 4	L
MAY 1	NYI 2 vs. MTL 3	L
MAY 4	NYI 5 vs. MTL 2	W
MAY 6	NYI 2 at MTL 5	L

1977

PRELIMINARY ROUND vs. CHICAGO

(Islanders win series 2-0)

APR. 5	NYI 5 vs. CHI 2	W
APR. 7	NYI 2 vs. CHI 1	W

QUARTER-FINALS vs. BUFFALO

(Islanders win series 4-0)

APR. 11	NYI 4 vs. BUF 2	W
APR. 13	NYI 4 vs. BUF 2	W
APR. 15	NYI 4 at BUF 3	W
APR. 17	NYI 4 at BUF 3	W

SEMI-FINALS vs. MONTREAL

(Montreal wins series 4-2)

APR. 23	NYI 3 at MTL 4	L
APR. 26	NYI 0 at MTL 3	L
APR. 28	NYI 5 vs. MTL 3	W
APR. 30	NYI 0 vs. MTL 4	L
MAY 3	NYI 4 at MTL 3	W OT
MAY 5	NYI 1 vs. MTL 2	L

1978

QUARTER-FINALS vs. TORONTO

(Toronto wins series 4-3)

APR. 17	NYI 4 vs. TOR 1	W
APR. 19	NYI 3 vs. TOR 2	W OT
APR. 21	NYI 0 at TOR 2	L
APR. 23	NYI 1 at TOR 3	L
APR. 25	NYI 2 vs. TOR 1	W OT
APR. 27	NYI 2 at TOR 5	L
APR. 29	NYI 1 vs. TOR 2	L OT

1979

QUARTER-FINALS vs. CHICAGO

(Islanders win series 4-0)

APR. 16	NYI 6 vs. CHI 2	W
APR. 18	NYI 1 vs. CHI 0	W OT
APR. 20	NYI 4 at CHI 0	W
APR. 22	NYI 3 at CHI 1	W

SEMI-FINALS vs. RANGERS

(Rangers win series 4-2)

APR. 26	NYI 1 vs. NYR 4	L
APR. 28	NYI 4 vs. NYR 3	W OT
MAY 1	NYI 1 at NYR 3	L
MAY 3	NYI 3 at NYR 2	W OT
MAY 5	NYI 3 vs. NYR 4	L
MAY 8	NYI 1 at NYR 2	L

1980

PRELIMINARY ROUND vs. LOS ANGELES

(Islanders win series 3-1)

APR. 8	NYI 8 vs. LA 1	W
APR. 9	NYI 3 vs. LA 6	L
APR. 11	NYI 4 at LA 3	W OT
APR. 12	NYI 6 at LA 0	W

QUARTER-FINALS vs. BOSTON

(Islanders win series 4-1)

APR. 16	NYI 2 at BOS 1	W OT
APR. 17	NYI 5 at BOS 4	W OT
APR. 19	NYI 3 vs. BOS 3	W
APR. 21	NYI 3 vs. BOS 4	L OT
APR. 22	NYI 4 at BOS 2	W

SEMI-FINALS vs. BUFFALO

(Islanders win series 4-2)

APR. 29	NYI 4 at BUF 1	W
MAY 1	NYI 2 at BUF 1	W 2OT
MAY 3	NYI 7 vs. BUF 4	W
MAY 6	NYI 4 vs. BUF 7	L
MAY 8	NYI 0 at BUF 2	L
MAY 10	NYI 5 vs. BUF 2	W

STANLEY CUP FINALS vs. PHILADELPHIA

(Islanders win series 4-2)

MAY 13	NYI 4 at PHI 3	W OT
MAY 15	NYI 3 at PHI 8	L
MAY 17	NYI 6 vs. PHI 2	W
MAY 19	NYI 5 vs. PHI 2	W
MAY 22	NYI 3 at PHI 6	L
MAY 24	NYI 5 vs. PHI 4	W OT

1981

PRELIMINARY ROUND vs. TORONTO

(Islanders win series 3-0)

APR. 8	NYI 9 vs. TOR 2	W
APR. 9	NYI 5 vs. TOR 1	W
APR. 11	NYI 6 at TOR 1	W

QUARTER-FINALS vs. EDMONTON

(Islanders win series 4-2)

APR. 16	NYI 8 vs. EDM 2	W
APR. 17	NYI 6 vs. EDM 3	W
APR. 19	NYI 2 at EDM 5	L
APR. 20	NYI 5 at EDM 4	W OT
APR. 22	NYI 3 vs. EDM 4	L
APR. 24	NYI 5 at EDM 2	W

SEMI-FINALS vs. RANGERS

(Islanders win series 4-0)

APR. 28	NYI 5 vs. NYR 2	W
APR. 30	NYI 7 vs. NYR 3	W
MAY 2	NYI 5 at NYR 1	W
MAY 5	NYI 5 at NYR 2	W

STANLEY CUP FINALS vs. MINNESOTA

(Islanders win series 4-1)

MAY 12	NYI 6 vs. MIN 3	W
MAY 14	NYI 6 vs. MIN 3	W
MAY 17	NYI 7 at MIN 5	W
MAY 19	NYI 2 at MIN 4	L
MAY 21	NYI 5 vs. MIN 1	W

1982

PATRICK DIVISION SEMI-FINALS

vs. PITTSBURGH (Islanders win series 3-2)

APR. 7	NYI 8 vs. PIT 1	W
APR. 8	NYI 7 vs. PIT 2	W
APR. 10	NYI 1 at PIT 2	L OT
APR. 11	NYI 2 at PIT 5	L
APR. 13	NYI 4 vs. PIT 3	W OT

PATRICK DIVISION FINAL vs. RANGERS

(Islanders win series 4-2)

APR. 15	NYI 4 vs. NYR 5	L
APR. 16	NYI 7 vs. NYR 2	W
APR. 18	NYI 4 at NYR 3	W OT
APR. 19	NYI 5 at NYR 3	W
APR. 21	NYI 2 vs. NYR 4	L
APR. 23	NYI 5 at NYR 3	W

WALES CONFERENCE FINAL vs. QUEBEC

(Islanders win series 4-0)

APR. 27	NYI 4 vs. QUE 1	W
APR. 29	NYI 5 vs. QUE 2	W
MAY 1	NYI 5 at QUE 4	W OT
MAY 4	NYI 4 at QUE 2	W

STANLEY CUP FINALS vs. VANCOUVER

(Islanders win series 4-0)

MAY 8	NYI 6 vs. VAN 5	W OT
MAY 11	NYI 6 vs. VAN 4	W
MAY 13	NYI 3 at VAN 0	W
MAY 16	NYI 3 at VAN 1	W

ROUND-BY-ROUND RESULTS continued

1983

PATRICK DIVISION SEMI-FINALS

vs. **WASHINGTON** (Islanders win series 3-1)

APR. 6	NYI 5 vs. WSH 2	W
APR. 7	NYI 2 vs. WSH 4	L
APR. 9	NYI 6 at WSH 2	W
APR. 10	NYI 6 at WSH 3	W

PATRICK DIVISION FINAL vs. RANGERS

(Islanders win series 4-2)

APR. 14	NYI 4 vs. NYR 1	W
APR. 15	NYI 5 vs. NYR 0	W
APR. 17	NYI 6 at NYR 7	L
APR. 18	NYI 1 at NYR 3	L
APR. 20	NYI 7 vs. NYR 2	W
APR. 22	NYI 5 at NYR 2	W

WALES CONFERENCE FINAL vs. BOSTON

(Islanders win series 4-2)

APR. 26	NYI 5 at BOS 2	W
APR. 28	NYI 1 at BOS 4	L
APR. 30	NYI 7 vs. BOS 3	W
MAY 3	NYI 8 vs. BOS 3	W
MAY 5	NYI 1 at BOS 5	L
MAY 7	NYI 8 vs. BOS 4	W

STANLEY CUP FINAL vs. EDMONTON

(Islanders win series 4-0)

MAY 10	NYI 2 at EDM 0	W
MAY 12	NYI 6 at EDM 3	W
MAY 14	NYI 5 vs. EDM 1	W
MAY 17	NYI 4 vs. EDM 2	W

1984

PATRICK DIVISION SEMI-FINALS vs. RANGERS

(Islanders win series 3-2)

APR. 4	NYI 4 vs. NYR 1	W
APR. 5	NYI 0 vs. NYR 3	L
APR. 7	NYI 2 at NYR 7	L
APR. 8	NYI 4 at NYR 1	W
APR. 10	NYI 3 vs. NYR 2	W OT

PATRICK DIVISION FINAL vs. WASHINGTON

(Islanders win series 4-1)

APR. 12	NYI 2 vs. WSH 3	L
APR. 13	NYI 5 vs. WSH 4	W OT
APR. 15	NYI 3 at WSH 1	W
APR. 16	NYI 5 at WSH 2	W
APR. 18	NYI 5 vs. WSH 3	W

WALES CONFERENCE FINAL vs. MONTREAL

(Islanders win series 4-2)

APR. 24	NYI 0 at MTL 3	L
APR. 26	NYI 2 at MTL 4	L
APR. 28	NYI 5 vs. MTL 2	W
MAY 1	NYI 3 vs. MTL 1	W
MAY 3	NYI 3 at MTL 1	W
MAY 5	NYI 4 vs. MTL 1	W

STANLEY CUP FINAL vs. EDMONTON

(Edmonton wins series 4-1)

MAY 10	NYI 0 vs. EDM 1	L
MAY 12	NYI 6 vs. EDM 1	W
MAY 15	NYI 2 at EDM 7	L
MAY 17	NYI 2 at EDM 7	L
MAY 19	NYI 2 at EDM 5	L

1985

PATRICK DIVISION SEMI-FINALS vs. WASHINGTON

(Islanders win series 3-2)

APR. 10	NYI 3 at WSH 4	L OT
APR. 11	NYI 1 at WSH 2	L 2OT
APR. 13	NYI 2 vs. WSH 1	W
APR. 14	NYI 6 vs. WSH 4	W
APR. 16	NYI 2 at WSH 1	W

PATRICK DIVISION FINAL vs. PHILADELPHIA

(Philadelphia wins series 4-1)

APR. 18	NYI 0 at PHI 3	L
APR. 21	NYI 2 at PHI 5	L
APR. 23	NYI 3 vs. PHI 5	L
APR. 25	NYI 6 vs. PHI 2	W
APR. 28	NYI 0 at PHI 1	L

1986

PATRICK DIVISION SEMI-FINALS vs. WASHINGTON

(Washington wins series 3-0)

APR. 9	NYI 1 at WSH 3	L
APR. 10	NYI 2 at WSH 5	L
APR. 12	NYI 1 vs. WSH 3	L

1987

PATRICK DIVISION SEMI-FINALS vs. WASHINGTON

(Islanders win series 4-3)

APR. 8	NYI 3 at WSH 4	L
APR. 9	NYI 3 at WSH 1	W
APR. 11	NYI 0 vs. WSH 2	L
APR. 12	NYI 1 vs. WSH 4	L
APR. 14	NYI 4 at WSH 2	W
APR. 16	NYI 5 vs. WSH 4	W
APR. 18	NYI 3 at WSH 2	W 4OT

PATRICK DIVISION FINAL vs. PHILADELPHIA

(Philadelphia wins series 4-3)

APR. 20	NYI 2 at PHI 4	L
APR. 22	NYI 2 at PHI 1	W
APR. 24	NYI 1 vs. PHI 4	L
APR. 26	NYI 4 vs. PHI 6	L
APR. 28	NYI 2 at PHI 1	W
APR. 30	NYI 4 vs. PHI 2	W
MAY 2	NYI 1 at PHI 5	L

1988

PATRICK DIVISION SEMI-FINALS vs. NEW JERSEY

(New Jersey wins series 4-2)

APR. 6	NYI 4 vs. NJ 3	W OT
APR. 7	NYI 2 vs. NJ 3	L
APR. 9	NYI 0 at NJ 3	L
APR. 10	NYI 5 at NJ 4	W OT
APR. 12	NYI 2 vs. NJ 4	L
APR. 14	NYI 5 at NJ 6	L

1990

PATRICK DIVISION SEMI-FINALS vs. RANGERS

(Rangers win series 4-1)

APR. 5	NYI 1 at NYR 2	L
APR. 7	NYI 2 at NYR 5	L
APR. 9	NYI 4 vs. NYR 3	W 2OT
APR. 11	NYI 1 vs. NYR 6	L
APR. 13	NYI 5 at NYR 6	L

1993

PATRICK DIVISION SEMI-FINALS vs. WASHINGTON

(Islanders win series 4-2)

APR. 18	NYI 1 at WSH 3	L
APR. 20	NYI 5 at WSH 4	W 2OT
APR. 22	NYI 4 vs. WSH 3	W OT
APR. 24	NYI 4 vs. WSH 3	W 2OT
APR. 26	NYI 4 at WSH 6	L
APR. 28	NYI 5 vs. WSH 3	W

PATRICK DIVISION FINAL vs. PITTSBURGH

(Islanders win series 4-3)

MAY 2	NYI 3 at PIT 2	W
MAY 4	NYI 0 at PIT 3	L
MAY 6	NYI 1 vs. PIT 3	L
MAY 8	NYI 6 vs. PIT 5	W
MAY 10	NYI 3 at PIT 6	L
MAY 12	NYI 7 vs. PIT 5	W
MAY 14	NYI 4 at PIT 3	W OT

WALES CONFERENCE FINAL vs. MONTREAL

(Montreal wins series 4-1)

MAY 16	NYI 1 at MTL 4	L
MAY 18	NYI 3 at MTL 4	L 2OT
MAY 20	NYI 1 vs. MTL 2	L OT
MAY 22	NYI 4 vs. MTL 1	W
MAY 24	NYI 2 at MTL 5	L

1994

EASTERN CONFERENCE QUARTER-FINALS vs. RANGERS

(Rangers win series 4-0)

APR. 17	NYI 0 at NYR 6	L
APR. 18	NYI 0 at NYR 6	L
APR. 21	NYI 1 vs. NYR 5	L
APR. 24	NYI 2 vs. NYR 5	L

2002

EASTERN CONFERENCE QUARTER-FINALS vs. TORONTO

(Toronto wins series 4-3)

APR. 18	NYI 1 at TOR 3	L
APR. 20	NYI 0 at TOR 2	L
APR. 23	NYI 6 vs. TOR 1	W
APR. 24	NYI 4 vs. TOR 3	W
APR. 26	NYI 3 at TOR 6	L
APR. 28	NYI 5 vs. TOR 3	W
APR. 30	NYI 2 at TOR 4	L

2003

EASTERN CONFERENCE QUARTER-FINALS vs. OTTAWA

(Ottawa wins series 4-1)

APR. 9	NYI 3 at OTT 0	W
APR. 12	NYI 0 at OTT 3	L
APR. 14	NYI 2 vs. OTT 3	L OT
APR. 16	NYI 1 vs. OTT 3	L
APR. 17	NYI 1 at OTT 4	L

2004

EASTERN CONFERENCE QUARTER-FINALS vs. TAMPA BAY

(Tampa Bay wins series 4-1)

APR. 8	NYI 0 at TBL 3	L
APR. 10	NYI 3 at TBL 0	W
APR. 12	NYI 0 vs. TBL 3	L
APR. 14	NYI 0 vs. TBL 3	L
APR. 16	NYI 2 at TBL 3	L OT

2007

EASTERN CONFERENCE QUARTER-FINALS vs. BUFFALO

(Buffalo wins series 4-1)

APR. 12	NYI 1 at BUF 4	L
APR. 14	NYI 3 at BUF 2	W
APR. 16	NYI 2 vs. BUF 3	L
APR. 18	NYI 2 vs. BUF 4	L
APR. 20	NYI 3 at BUF 4	L

2013

EASTERN CONFERENCE QUARTER-FINALS vs. PITTSBURGH

(Pittsburgh wins series 4-2)

MAY 1	NYI 0 at PIT 5	L
MAY 3	NYI 4 at PIT 3	W
MAY 5	NYI 4 vs. PIT 5	L OT
MAY 7	NYI 6 vs. PIT 4	W
MAY 9	NYI 0 at PIT 4	L
MAY 11	NYI 3 vs. PIT 4	L OT

OPPONENTS

IN THE PAST

STANLEY CUP PLAYOFFS

MEDIA INFORMATION

POSTSEASON LEADERS

	PLAYER	GOALS	PLAYER	ASSISTS	PLAYER	POINTS	PLAYER	PIM
1974-75	Parise	8	Drouin	12	Drouin	18	Howatt	59
1975-76	Drouin	6	Potvin	14	Potvin	19	Lewis	44
1976-77	Harris	7	Trottier	8	Harris	14	Howatt	28
1977-78	Nystrom	3	3 Players	3	Bourne	5	Howatt	62
1978-79	Bossy	6	Potvin	7	Potvin	11	Price	25
1979-80	Trottier	12	Trottier	17	Trottier	29	Lane	85
1980-81	Bossy	17	Bossy	18	Bossy	35	Trottier	34
			Trottier	18				
1981-82	Bossy	17	Trottier	23	Trottier	29	Lane	61
1982-83	Bossy	17	Bourne	20	Bourne	28	D. Sutter	43
1983-84	Gillies	12	Bossy	10	Gillies	19	Trottier	49
			B. Sutter	10				
1984-85	Bossy	5	Tonelli	8	Bossy	11	D. Sutter	47
1985-86	4 Players	1	Bossy	2	Bossy	3	Flatley	21
1986-87	Trottier	8	LaFontaine	7	Trottier	13	Curran	51
1987-88	LaFontaine	4	LaFontaine	5	LaFontaine	9	Diduck	42
1989-90	Flatley	3	Volek	4	B. Sutter	5	Baumgartner	27
					Volek	5		
1992-93	Ferraro	13	King	11	Ferraro	20	Pilon	50
1993-94	3 Players	1	6 Players	1	9 Players	1	Vukota	17
2001-02	K. Miller	4	Hamrik	6	3 Players	7	Scatchard	22
2002-03	Yashin	2	3 Players	2	Yashin	4	Wiemer	23
2003-04	Blake	2	Niinimaa	2	Niinimaa	3	4 Players	6
			Parrish	2	Parrish	3		
2006-07	Hunter	3	Smyth	3	Smyth	4	Robitaille	8
			Poti	3			Zednik	8
2012-13	Tavares	3	5 Players	3	Tavares	5	Hamonic	23
	Okposo	3			Streit	5		
	PLAYER	PPG	PLAYER	SHG	PLAYER	GWG	PLAYER	OTG
1974-75	Parise	4	Westfall	1	Westfall	2	Parise	1
			Potvin	1	Gillies	2		
1975-76	Potvin	2	Henning	1	MacMillan	2	None	—
1976-77	Harris	2	Westfall	1	Gillies	4	Harris	1
	Potvin	2						
1977-78	3 Players	1	None	—	Nystrom	2	Bossy	1
							Nystrom	1
1978-79	Bossy	2	Henning	1	6 Players	1	3 Players	1
1979-80	Bossy	6	Henning	3	Nystrom	3	Nystrom	2
1980-81	Bossy	9	3 Players	2	Bossy	3	Morrow	1
1981-82	Bossy	6	Carroll	2	Bossy	3	4 Players	1
					Gillies	3		
1982-83	Bossy	6	3 Players	1	Bossy	5	None	—
1983-84	Gillies	3	B. Sutter	1	Bossy	3	Kallur	1
			Kallur	1	B. Sutter	3	Morrow	1
1984-85	Bossy	2	None	—	B. Sutter	2	None	—
1985-86	LaFontaine	1	None	—	None	—	None	—
1986-87	Trottier	3	None	—	Trottier	2	LaFontaine	1
					LaFontaine	2		
1987-88	5 Players	1	3 Players	1	LaFontaine	1	LaFontaine	1
					B. Sutter	1	B. Sutter	1
1989-90	B. Sutter	2	None	—	B. Sutter	1	B. Sutter	1
	Flatley	2						
1992-93	Ferraro	4	Fitzgerald	2	Ferraro	2	Ferraro	2
			Hogue	2				
1993-94	Thomas	1	None	—	None	—	None	—
2001-02	3 Players	2	None	—	3 Players	1	None	—
2002-03	3 Players	1	None	—	Scatchard	1	None	—
2003-04	Niinimaa	1	None	—	Niinimaa	1	None	—
	Kvasha	1						
2006-07	Bergeron	1	None	—	Bergeron	1	None	—
	Sillinger	1						
2012-13	Moulson	1	Okposo	1	Okposo	1	None	—
	Streit	1			Tavares	1		

OVERTIME GOALS

FOR: 29

DATE	PLAYER	ROUND	GAME	OPPONENT	SCORE	TIME
4/11/75	J.P. Parise	PRE	3*	at NY Rangers	4-3	0:11
5/7/75	Jude Drouin	SF	4	Philadelphia	4-3	1:53
5/3/77	Bill Harris	SF	5	at Montreal	4-3	3:58
4/19/78	Mike Bossy	QF	2	Toronto	3-2	2:50
4/25/78	Bob Nystrom	QF	5	Toronto	2-1	8:02
4/18/79	Mike Bossy	QF	2	Chicago	1-0	2:31
4/28/79	Denis Potvin	SF	2	NY Rangers	4-3	8:02
5/3/79	Bob Nystrom	SF	4	at NY Rangers	3-2	3:40
4/11/80	Ken Morrow	PRE	3	at Los Angeles	4-3	6:55
4/16/80	Clark Gillies	QF	1	at Boston	2-1	1:02
4/17/80	Bob Bourne	QF	2	at Boston	5-4	1:24
5/1/80	Bob Nystrom	SF	2	at Buffalo	2-1	21:20 (2OT)
5/13/80	Denis Potvin	F	1	at Philadelphia	4-3	4:07
5/24/80	Bob Nystrom	F	6*	Philadelphia	5-4	7:11
4/20/81	Ken Morrow	QF	4	at Edmonton	5-4	5:41

AGAINST: 13

DATE	PLAYER	ROUND	GAME	OPPONENT	SCORE	TIME
5/1/75	Bobby Clarke	SF	2	at Philadelphia	5-4	2:56
4/13/76	Danny Gare	QF	2	at Buffalo	3-2	14:04
4/29/78	Lanny McDonald	QF	7*	Toronto	2-1	4:13
4/21/80	Terry O'Reilly	QF	4	Boston	4-3	17:13
4/10/82	Rick Kehoe	PRE	3	at Pittsburgh	2-1	4:14
4/10/85	Alan Haworth	PDSF	1	at Washington	4-3	2:28
4/11/85	Mike Gartner	PDSF	2	at Washington	2-1	21:23 (2OT)

SHUTOUTS

FOR: 9

DATE	GOALTENDER	OPPONENT	SCORE
4/26/75	Glenn Resch	at Pittsburgh	1-0
4/18/79	Bill Smith	Chicago	1-0
4/20/79	Glenn Resch	at Chicago	4-0
4/12/80	Bill Smith	at Los Angeles	6-0
5/13/82	Bill Smith	at Vancouver	3-0
4/15/83	Bill Smith	NY Rangers	5-0
5/10/83	Bill Smith	at Edmonton	2-0
4/9/03	Garth Snow	at Ottawa	3-0
4/10/04	Rick DiPietro	at Tampa Bay	3-0

AGAINST: 23

DATE	GOALTENDER	OPPONENT	SCORE
4/29/75	Wayne Stephenson	at Philadelphia	4-0
5/4/75	Bernie Parent	Philadelphia	1-0
4/26/77	Ken Dryden	at Montreal	3-0
4/30/77	Ken Dryden	Montreal	4-0
4/21/78	Mike Palmateer	at Toronto	2-0
5/8/80	Bob Sauve	at Buffalo	2-0
4/5/84	Glen Hanlon	NY Rangers	3-0
4/24/84	Steve Penney	at Montreal	3-0
5/10/84	Grant Fuhr	Edmonton	1-0
4/18/85	Pelle Lindbergh	at Philadelphia	3-0
4/28/85	Pelle Lindbergh	at Philadelphia	1-0
4/11/87	Bob Mason	Washington	2-0
4/9/88	Sean Burke	at New Jersey	3-0
5/4/93	Tom Barrasso	at Pittsburgh	3-0
4/17/94	Mike Richter	at NY Rangers	6-0
4/18/94	Mike Richter	at NY Rangers	6-0
4/20/02	Curtis Joseph	at Toronto	2-0
4/12/03	Patrick Lalime	at Ottawa	3-0
4/8/04	Nikolai Khabibulin	at Tampa Bay	3-0
4/12/04	Nikolai Khabibulin	Tampa Bay	3-0
4/14/04	Nikolai Khabibulin	Tampa Bay	3-0
5/1/13	Marc-Andre Fleury	Pittsburgh	5-0
5/9/13	Tomas Vokoun	Pittsburgh	4-0

DATE	PLAYER	ROUND	GAME	OPPONENT	SCORE	TIME
4/13/82	John Tonelli	PRE	5*	Pittsburgh	4-3	6:19
4/18/82	Bryan Trottier	QF	3	at NY Rangers	4-3	3:00
5/1/82	Wayne Merrick	SF	3	at Quebec	5-4	16:52
5/16/82	Mike Bossy	F	1	Vancouver	6-5	19:58
4/10/84	Ken Morrow	PDSF	5*	NY Rangers	3-2	8:56
4/13/84	Anders Kallur	PDF	2	Washington	5-4	7:35
4/18/87	Pat LaFontaine	PDSF	7*	at Washington	3-2	68:47 (4OT)
4/6/88	Pat LaFontaine	PDSF	1	New Jersey	4-3	6:11
4/10/88	Brent Sutter	PDSF	4	at New Jersey	5-4	15:07
4/9/90	Brent Sutter	PDSF	3	NY Rangers	4-3	20:59 (2OT)
4/20/93	Brian Mullen	PDSF	2	at Washington	5-4	34:50 (2OT)
4/22/93	Ray Ferraro	PDSF	3	Washington	4-3	4:46
4/24/93	Ray Ferraro	PDSF	4	Washington	4-3	25:40 (2OT)
5/14/93	David Volek	PDF	7*	at Pittsburgh	4-3	5:16

DATE	PLAYER	ROUND	GAME	OPPONENT	SCORE	TIME
5/18/93	Stephan Lebeau	WCF	2	at Montreal	4-3	26:21 (2OT)
5/20/93	Guy Carbonneau	WCF	3	Montreal	2-1	12:34
4/14/03	Todd White	ECQF	3	Ottawa	3-2	22:25 (2OT)
4/16/04	Martin St. Louis	ECQF	5*	at Tampa Bay	3-2	4:07
5/5/13	Chris Kunitz	ECQF	3	vs. Pittsburgh	5-4	8:44
5/11/13	Brooks Orpik	ECQF	6*	vs. Pittsburgh	4-3	7:49

*Decided Series

HAT TRICKS

DATE	PLAYER	OPPONENT	GOALTENDER	SCORE
4/23/77	Bill Harris	at Montreal	Ken Dryden	3-4
4/16/79	Mike Bossy	Chicago	Tony Esposito	6-2
4/8/80	Bryan Trottier	Los Angeles	Doug Keans	8-1
4/9/81	Bryan Trottier	Toronto	Michel Larocque	5-1
4/17/81	Denis Potvin	Edmonton	Andy Moog	6-3
5/17/81	Butch Goring	at Minnesota	Gilles Meloche	7-5
5/8/82	Mike Bossy	Vancouver	Richard Brodeur	6-5
4/10/83	Mike Bossy	at Washington	Al Jensen (2)	6-3
			Pat Riggan (1)	
4/15/83	Duane Sutter	NY Rangers	Glen Hanlon	5-0
5/3/83	Mike Bossy	Boston	Pete Peeters	8-3
5/7/83	Mike Bossy(4)	Boston	Pete Peeters	8-4
5/12/84	Clark Gillies	Edmonton	Grant Fuhr	6-1
4/26/93	Ray Ferraro(4)	at Washington	Don Beaupre	4-6

PENALTY SHOTS

FOR: 3

DATE	PLAYER	OPPONENT	GOALTENDER	RESULT
4/9/83	Denis Potvin	at Washington	Pat Riggan	Failed
4/5/90	Randy Wood	at NY Rangers	Mike Richter	Failed
4/24/02	Shawn Bates	Toronto	Curtis Joseph	Scored

AGAINST: 4

DATE	PLAYER	OPPONENT	GOALTENDER	RESULT
5/7/75	Bill Barber	Philadelphia	Glenn Resch	Failed
4/20/79	Mike Walton	at Chicago	Glenn Resch	Failed
5/1/84	Mats Naslund	Montreal	Bill Smith	Failed
4/14/85	Bob Carpenter	Washington	Bill Smith	Failed

OPPONENTS

IN THE PAST

STANLEY CUP PLAYOFFS

MEDIA INFORMATION

TEAM PLAYOFF RECORDS

YEAR

Most Victories:15 (4 times) 1980, 81, 82, 83
Most Goals:97 1981
Most Goals Against:66 1980
Most Assists:155 1981
Most Points:252 1981
Most Power Play Goals:31 1981
Most Shorthanded Goals:9 1981
Most Penalty Minutes:550 1980
Most Shutouts:2 (2 times) 1979, 1983
Most Times Shutout:3 (2 times) 1984, 2004
Longest Winning Streak:9 1982
Longest Losing Streak:4 (2 times) 1994, 2003

SERIES

Most Goals For:
2-Game Series:8 vs. Vancouver 1976 Prelims.
3-Game Series:20 vs. Toronto 1981 Prelims.
4-Game Series:22 vs. NY Rangers 1981 Semis
5-Game Series:26 vs. Minnesota 1981 Finals
6-Game Series:30 vs. Boston 1983 WCF
7-Game Series:24 vs. Pittsburgh 1993 PDF

Most Goals Against:
2-Game Series:4 vs. Vancouver 1976 Prelims.
3-Game Series:13 vs. NY Rangers 1975 Prelims.
4-Game Series:22 vs. NY Rangers 1994 ECQF
5-Game Series:22 vs. NY Rangers 1990 PDSF
6-Game Series:25 vs. Philadelphia 1980 Finals vs. Pittsburgh 2013 ECQF
7-Game Series:27 vs. Pittsburgh 1993 PDF

Most Goals, Both Clubs:
2-Game Series:12 vs. Vancouver (4) 1976 Prelims.
3-Game Series:24 vs. Toronto (4) 1981 Prelims.
4-Game Series:31 vs. Los Angeles (10) 1980 Prelims.
5-Game Series:42 vs. Minnesota (16) 1981 Finals
6-Game Series:51 (Twice) vs. Boston (21) 1983 WCF vs. Philadelphia (25) 1980 Finals
7-Game Series:51 vs. Pittsburgh (27) 1993 PDF

Fewest Goals For:
2-Game Series:7 vs. Chicago 1977 Prelims.
3-Game Series:4 vs. Washington 1986 PDSF
4-Game Series:3 vs. NY Rangers 1994 ECQF
5-Game Series:5 vs. Tampa Bay 2004 ECQF
6-Game Series:13 (twice) vs. NY Rangers 1979 Semis vs. Montreal 1977 Semis

7-Game Series:13 vs. Toronto 1978 Quarters
--

Fewest Goals Against:

2-Game Series:3 vs. Chicago 1977 Prelims.
3-Game Series:4 vs. Toronto 1981 Prelims.
4-Game Series:3 vs. Chicago 1979 Quarters
5-Game Series:12 (twice) vs. Washington 1985 PDSF vs. Tampa Bay 2004 ECQF
6-Game Series:12 vs. Montreal 1984 WCF
7-Game Series:16 vs. Toronto 1978 Quarters

Most Power Play Goals:15 vs. Philadelphia 1980 Finals

Most Power Play Goals Against:10 (twice) vs. NY Rangers 1990 PDSF vs. New Jersey 1988 Semis
--

Most Power Play Goals, Both Clubs:**21 (twice) vs. Edmonton (8) 1981 Quarters vs. Philadelphia (6) 1980 Finals

Most Shorthanded Goals:4 vs. Pittsburgh 1993 PDF
--

Most Shorthanded Goals Against:3 vs. New Jersey 1988 Semis
--

Most Penalty Minutes:252 vs. New Jersey 1988 Semis
--

Most Penalty Minutes, Opposition:237 vs. New Jersey 1988 Semis
--

Most Shutouts:2 vs. Chicago 1979 Quarters

Most Times Shutout:3 vs. Tampa Bay 2004 Quarters
--

Most Overtime Games:3 (Three times) vs. Washington 1993 PDSF vs. Boston 1980 Quarters / vs. Toronto 1978 Quarters
--

Most Overtime Victories:3 vs. Washington 1993 PDSF
--

Most Consecutive Series Won:*19 1980 Prelims thru 1984 WCF
--

GAME:

Most Goals:9 vs. Toronto, 4/8/81
--

Most Goals Against:8 at Philadelphia, 5/15/80; vs. NY Rangers, 4/10/75

Most Goals, Both Clubs:13 at NY Rangers (7), 4/17/83
--

Most Power Play Goals:**5 vs. Philadelphia, 5/17/80

Most Power Play Goals Against:4 at New Jersey, 4/14/88; vs. Washington, 4/13/84
--

Most Power Play Goals, Both Clubs:6 vs. Edmonton (2), 4/17/81

Most Shorthanded Goals:**3 at NY Rangers, 4/17/83

Most Shorthanded Goals, Both Clubs:**4 at NY Rangers, 4/17/83

Most Penalty Minutes:128 at Boston, 4/17/80

Most Penalty Minutes, Opposition:126 at Boston, 4/17/80

Most Penalty Minutes, Both Clubs:254 at Boston (126), 4/17/80

Most Shots: (Excluding overtime)47 vs. NY Rangers, 4/15/83; vs. Pittsburgh, 4/13/82; vs. Pittsburgh, 4/17/75
--

Most Shots Against: (Excluding overtime).48 at Buffalo, 4/15/77

PERIOD

Most Goals:5 (3 times) vs. Boston, 5/3/83; at Toronto, 4/11/81; vs. Los Angeles, 4/8/80
--

Most Goals Against:4 (10 times) Most Recent: at NY Rangers, 4/18/94; at NY Rangers, 4/17/94
--

Most Goals, Both Clubs:8 vs. Pittsburgh (4), 5/8/93

Most Power Play Goals:3 vs. Edmonton, 4/17/81; at Philadelphia, 5/17/80

Most Power Play Goals Against:2 (20 times) Most Recent: vs. Pittsburgh, 5/5/13
--

Most Power Play Goals, Both Clubs:4 vs. Edmonton (1), 4/17/81

Most Shorthanded Goals:**2 (Four times) at New Jersey, 4/14/88; at NY Rangers, 4/17/83; vs. Minnesota, 5/12/81; vs. Los Angeles, 4/8/80
--

Most Shorthanded Goals Against:**2 at Philadelphia, 5/2/87; vs. Los Angeles, 4/9/80

Most Penalty Minutes:124 at Boston, 4/17/80

Most Penalty Minutes, Opposition:124 at Boston, 4/17/80

Most Penalty Minutes, Both Clubs:*248 at Boston, 4/17/80
--

Most Shots:27 vs. Philadelphia, 4/23/85

Most Shots Against:22 at Buffalo, 4/15/77

Fewest Shots:2 vs. Washington, 4/13/85; vs. Washington, 4/13/84

Fewest Shots Against:2 vs. Boston, 5/3/83

Fastest Goal, Start of Period:0:09 (3rd Period) at Buffalo, 4/15/77 by Clark Gillies
--

Fastest Two Goals:0:14 (2X) (twice) at Toronto, 4/23/02, S. Bates 4:07, D. Scatchard 4:21; at Philadelphia, 5/1/75, J.P. Parise 13:46, D. Potvin 14:00

Fastest Two Goal, One Player, Start of Period:*0:35 at Edmonton, 5/18/84 by Pat Lafontaine
--

* NHL Record

** Ties NHL Record

INDIVIDUAL PLAYOFF RECORDS

CAREER:

Most Games Played:	185
Denis Potvin, 1975-88	
Most Points:	170
Bryan Trottier, 1976-90	
Most Goals:	85
Mike Bossy, 1977-87	
Most Assists:	108
Denis Potvin, 1975-88	
Most Penalty Minutes:	321
Duane Sutter, 1980-87	
Most Game-Winning Goals:	17
Mike Bossy, 1977-87	
Most Overtime Goals:	4
Bob Nystrom, 1975-85	
Most Power Play Goals:	35
Mike Bossy, 1977-87	
Most Shorthanded Goals:	5
Anders Kallur, 1980-85; Lorne Henning, 1975-81; Bob Bourne, 1975-86	
Most Hat Tricks:	5
Mike Bossy, 1977-87	

Most Games Played, Goalie:	132
Bill Smith, 1975-87	
Most Minutes Played, Goalie:	7,645
Bill Smith, 1975-87	
Most Shutouts:	5
Bill Smith, 1975-87	
Most Consecutive Starts:	33
Bill Smith, 1983 thru 1985	

YEAR

Most Goals:	17
Mike Bossy, 1981,82,83	
Most Goals, Playoffs & Regular Season:	85
Mike Bossy, 1981	
Most Goals, Rookie:	9
Patrick Flatley, 1984	
Most Assists:	23
Bryan Trottier, 1982	
Most Points:	35
Mike Bossy, 1981, (17-18-35)	
Most Points, Rookie:	15
Patrick Flatley, 1984, (9-6-15)	
Most Points, Defenseman:	25
Denis Potvin, 1981, (8-17-25)	
Most Penalty Minutes:	85
Gord Lane, 1980	
Most Power Play Goals:	**9
Mike Bossy, 1981	
Most Shorthanded Goals:	**3
Lorne Henning, 1980	
Most Game-Winning Goals:	5
Mike Bossy, 1983	
Most Overtime Goals:	2
Ray Ferraro, 1993, Bob Nystrom, 1980	

Most Three-or-More Goal Games:	3
Mike Bossy, 1983	
Most Goals, Defenseman:	8
Denis Potvin, 1981 & a1983	
Longest Consecutive Scoring Streak, More Than One Year:	*27
Bryan Trottier, (16-26-42), 1980 (7gp), 1981 (18gp), 1982 (2gp)	
Longest Consec. Scoring Streak, One Playoff Year:	*18
Bryan Trottier, (11-18-29), 1981	
Most Minutes Played, Goal:	1198
Bill Smith, 1980	
Most Games Played, Goal:	21
Bill Smith, 1983	
Most Wins by a Goaltender:	15
Bill Smith (18 GP), 1982, Bill Smith (20 GP) 1980	
Most Consecutive Starts, Goal:	21
Bill Smith, 1984	

SERIES

Most Points:	13
Mike Bossy vs. Boston, 1983	
Most Goals:	9
Mike Bossy vs. Boston, 1983	
Most Goals, Final Series:	7
Mike Bossy vs. Vancouver, 1982	
Most Three-or-More Goal Games:	2
Mike Bossy vs. Boston, 1983	
Most Game-Winning Goals:	*4
Mike Bossy vs. Boston, 1983	
Most Power Play Goals:	5
Denis Potvin vs. Edmonton, 1981	
Most Shorthanded Goals:	2
Bryan Trottier vs. Los Angeles, 1980 Butch Goring vs. NY Rangers, 1981 Tom Fitzgerald vs. Pittsburgh, 1993	

Most Assists:	10
Bob Bourne vs. Rangers, 1983	
Most Penalty Minutes:	62
Garry Howatt vs. Toronto, 1978	
Most Shutouts:	1
Bill Smith (5 x), 1980,1982,1983; Glenn Resch (2 x), 1975, 1979; Garth Snow, 2003; Rick DiPietro, 2004	
Lowest Goals Against Average:	0.49
Bill Smith vs. Chicago, 1979	
Most Points, Opponent:	11
Evgeni Malkin (Pittsburgh), 2013	
Most Goals, Opponent:	7
Dale Hunter (Washington), 1993; John MacLean (N. J.), 1988	
Most Assists, Opponent:	9
Evgeni Malkin (Pittsburgh), 2013	
Most Penalty Minutes, Opponent:	57
Dave Schultz (Philadelphia), 1975	

GAME

Most Points:	5
Denis Potvin vs. Edmonton, 4/17/81; Bryan Trottier vs. Toronto, 4/8/81	
Most Goals:	4
Ray Ferraro at Washington, 4/26/93; Mike Bossy vs. Boston, 5/7/83	
Most Assists:	4
Duane Sutter at Edmonton, 5/12/83	
Most Power Play Goals:	**3
Denis Potvin vs. Edmonton, 4/17/81	
Most Shorthanded Goals:	**2
Bryan Trottier vs. Los Angeles, 4/8/80; Tom Fitzgerald vs. Pittsburgh, 5/8/93	
Most Goals, Defenseman:	3
Denis Potvin vs. Edmonton, 4/17/81	
Most Penalty Minutes:	27
Garry Howatt at Toronto, 4/27/78	
Most Penalties:	6
Brian Curran vs. Washington, 4/12/87	
Fastest Two Goals:	0:22
Pat LaFontaine at Edmonton, 5/19/84	
Most Points, Opponent:	4
(8 Players) Most Recent: Brian Leetch (Rangers), 4/21/94; John MacLean (N.J.), 4/14/88	
Most Assists, Opponent:	4
John MacLean (N.J.), 4/14/88; Brad Maxwell (Minnesota), 5/19/81	
Most Penalty Minutes, Opponent:	31
Terry O'Reilly (Boston), 1980	
Most Saves (without overtime):	45
Bill Smith at Buffalo, 4/15/77, 4-3 win	
Most Saves (with overtime):	73
Kelly Hrudey at Washington, 4/18/87; 3-2 win (4 OT), 4/19/87	

PERIOD

Most Points:	3
(15 times) Most Recent: Ray Ferraro at Washington, 4/26/93; Pat LaFontaine & Mikko Makela vs. Washington, 4/16/87	
Most Goals:	3
Ray Ferraro at Washington, 4/26/93; Mike Bossy vs. Boston, 5/7/83	
Most Assists:	**3
Bob Bourne vs. NY Rangers, 4/14/83; J.P. Parise vs. Pittsburgh, 4/17/75	
Most Power Play Goals:	2
Mike Bossy at Vancouver, 5/16/82; Denis Potvin vs. Edmonton, 4/17/81	
Most Shorthanded Goals:	**2
Bryan Trottier vs. Los Angeles, 4/8/80	

* NHL Record

** Ties NHL Record

ALL-TIME PLAYOFF SCORING

PLAYER	GP	G	A	PTS	PIM	PPG	SHG	GWG	OTG
Bryan Trottier	175	64	106	170	220	18	4	10	1
Denis Potvin	185	56	108	164	253	28	2	7	2
Mike Bossy	129	85	75	160	38	35	0	17	3
Clark Gillies	159	47	46	93	262	12	0	12	1
Bob Bourne	129	38	54	92	108	11	5	5	1
Bob Nystrom	157	39	44	83	236	2	0	7	4
John Tonelli	113	28	55	83	113	1	0	5	1
Butch Goring	99	28	40	68	26	7	2	5	0
Brent Sutter	88	25	34	59	120	7	2	7	2
Stefan Persson	102	7	50	57	69	6	0	0	0
Duane Sutter	120	22	30	52	321	2	0	3	0
Wayne Merrick	95	18	28	46	28	0	0	3	1
Jude Drouin	47	17	27	44	17	3	0	2	1
Pat LaFontaine	50	14	21	35	30	3	0	3	2
Anders Kallur	78	12	23	35	32	1	5	1	1
Tomas Jonsson	76	9	26	35	91	5	0	0	0
Billy Harris	59	17	17	34	44	6	0	3	1
J.P. Parise	41	16	18	34	38	6	0	1	1
Patrick Flatley	59	18	15	33	61	3	0	2	0
Ken Morrow	127	11	22	33	97	0	0	3	3
Ed Westfall	45	9	20	29	12	3	2	2	0
Garry Howatt	87	12	14	26	289	0	0	3	0
Mike McEwen	44	9	17	26	28	6	0	0	0
Ray Ferraro	22	14	7	21	24	4	1	2	2
Greg Gilbert	51	9	10	19	76	2	0	1	0
Steve Thomas	22	10	8	18	45	2	0	1	0
Billy Carroll	62	6	12	18	14	0	4	1	0
Dave Langevin	82	2	16	18	97	0	0	1	0
Gord Lane	75	3	14	17	214	0	0	1	0
Derek King	31	3	14	17	20	0	0	1	0
Lorne Henning	81	7	7	14	8	1	5	1	0
Pierre Turgeon	15	6	8	14	0	1	0	0	0
Benoit Hogue	22	6	7	13	35	0	2	1	0
Andre St. Laurent	40	4	9	13	27	1	0	1	0
Bob Lorimer	49	3	10	13	83	0	0	1	0
Bert Marshall	43	3	10	13	43	0	0	1	0
Alexei Yashin	22	5	7	12	4	1	0	0	0
Gerry Hart	58	3	9	12	115	0	0	1	0
Mikko Makela	17	3	8	11	14	2	0	1	0
Jean Potvin	39	2	9	11	17	0	0	0	0
David Volek	15	5	5	10	2	0	0	1	1
Adrian Aucoin	17	3	7	10	14	2	0	0	0
Dave Lewis	59	1	9	10	91	0	0	0	0
Paul Boutilier	36	1	9	10	30	0	0	1	0
Roman Hamrlik	17	1	9	10	10	0	0	0	0
Bill MacMillan	42	6	3	9	38	0	0	4	0
Vladimir Malakhov	21	3	6	9	18	1	0	0	0
Hector Marini	10	3	6	9	14	0	0	0	0
Brad Lauer	15	5	3	8	18	0	0	0	0
Ralph Stewart	19	4	4	8	2	2	0	0	0
Tom Fitzgerald	22	3	5	8	22	0	2	0	0
Mike Kaszycki	17	2	6	8	8	0	0	0	0
Jeff Norton	17	2	6	8	34	1	0	0	0
Mark Parrish	17	4	3	7	10	3	0	0	0
Alan Kerr	29	3	4	7	53	1	0	0	0
Randy Wood	23	3	4	7	24	0	0	1	0
Jason Blake	21	3	4	7	19	0	0	0	0
Brian Mullen	18	3	4	7	2	0	0	1	1
Shawn Bates	17	3	4	7	15	2	0	1	0
Uwe Krupp	22	1	6	7	16	0	0	0	0
Dennis Vaske	22	0	7	7	16	0	0	0	0
Kip Miller	7	4	2	6	2	2	0	1	0
Brad Dalgarno	27	2	4	6	37	0	0	0	0
Steve Konroyd	23	2	4	6	20	0	1	0	0
Gord Dineen	29	1	5	6	60	0	0	0	0

ALL-TIME PLAYOFF SCORING

PLAYER	GP	G	A	PTS	PIM	PPG	SHG	GWG	OTG
Ken Leiter	15	0	6	6	8	0	0	0	0
Trent Hunter	14	4	1	5	6	0	0	0	0
John Tavares	6	3	2	5	4	0	0	1	0
Mariusz Czerkawski	12	2	3	5	4	1	0	0	0
Mark Streit	6	2	3	5	4	1	0	0	0
Bob Bassen	23	1	4	5	44	0	0	0	0
Rich Kromm	22	1	4	5	9	0	0	0	0
Darius Kasparaitis	22	0	5	5	39	0	0	0	0
Travis Green	16	3	1	4	8	0	0	1	0
Kyle Okposo	6	3	1	4	5	0	1	1	0
Dave Scatchard	17	2	2	4	34	0	0	1	0
Casey Cizikas	6	2	2	4	12	0	0	0	0
Alex McKendry	6	2	2	4	0	0	0	0	0
Kenny Jonsson	15	1	3	4	6	1	0	0	0
Janne Niinimaa	10	1	3	4	14	1	0	1	0
Randy Robitaille	10	1	3	4	2	1	0	0	0
Michael Grabner	6	1	3	4	0	0	0	0	0
Ryan Smyth	5	1	3	4	4	0	0	0	0
Glenn Healy	22	0	4	4	0	0	0	0	0
Darren Van Impe	7	0	4	4	8	0	0	0	0
Colin McDonald	6	2	1	3	2	0	0	0	0
Matt Moulson	6	2	1	3	10	1	0	0	0
Oleg Kvasha	17	1	2	3	8	1	0	0	0
Miroslav Satan	5	1	2	3	0	0	0	0	0
Pat Price	22	0	3	3	29	0	0	0	0
Claude Loiselle	18	0	3	3	10	0	0	0	0
Roger Kortko	10	0	3	3	17	0	0	0	0
Keith Aucoin	6	0	3	3	10	0	0	0	0
Josh Bailey	6	0	3	3	0	0	0	0	0
Brad Boyes	6	0	3	3	2	0	0	0	0
Tom Poti	5	0	3	3	6	0	0	0	0
Gerald Diduck	25	1	1	2	89	1	0	0	0
Arron Asham	15	1	1	2	20	0	0	0	0
Marc-Andre Bergeron	5	1	1	2	6	1	0	1	0
Chris Campoli	5	1	1	2	2	0	0	0	0
Bruno Gervais	5	1	1	2	2	0	0	0	0
Mike Sillinger	5	1	1	2	2	1	0	0	0
Brad Isbister	3	1	1	2	17	1	0	1	0
Wayne McBean	2	1	1	2	0	0	0	0	0
Bill Smith	132	0	2	2	89	0	0	0	0
Dave Fortier	20	0	2	2	33	0	0	0	0
Tom Kurvers	15	0	2	2	8	0	0	0	0
Jeff Finley	6	0	2	2	4	0	0	0	0
Frans Nielsen	6	0	2	2	0	0	0	0	0
Lubomir Visnovsky	6	0	2	2	2	0	0	0	0
Viktor Kozlov	5	0	2	2	2	0	0	0	0
Gary Nylund	5	0	2	2	17	0	0	0	0
Derek Laxdal	1	0	2	2	2	0	0	0	0
Michael Peca	15	1	0	1	12	0	0	0	0
Mats Hallin	14	1	0	1	13	0	0	1	0
Dale Henry	14	1	0	1	19	0	1	0	0
Matt Martin	6	1	0	1	14	0	0	0	0
Brian Strait	6	1	0	1	12	0	0	0	0
Hubie McDonough	5	1	0	1	4	0	0	0	0
Rob DiMaio	1	1	0	1	4	0	0	0	0
Dan Plante	1	1	0	1	2	0	0	0	0
Radek Martinek	11	0	1	1	4	0	0	0	0
Randy Boyd	7	0	1	1	8	0	0	0	0
Marty McInnis	7	0	1	1	0	0	0	0	0
Travis Hamonic	6	0	1	1	23	0	0	0	0
Doug Crossman	5	0	1	1	6	0	0	0	0
Richard Park	5	0	1	1	2	0	0	0	0
Brendan Witt	5	0	1	1	6	0	0	0	0
Steve Junker	3	0	1	1	0	0	0	0	0
David Ullstrom	3	0	1	1	0	0	0	0	0

OPPONENTS

IN THE PAST

STANLEY CUP PLAYOFFS

MEDIA INFORMATION

ALL-TIME PLAYOFF SCORING continued

PLAYER	GP	G	A	PTS	PIM	PPG	SHG	GWG	OTG
Eric Godard	2	0	1	1	4	0	0	0	0
Rod Dallman	1	0	1	1	0	0	0	0	0
Dave Salvian	1	0	1	1	2	0	0	0	0
Glenn Resch	38	0	0	0	4	0	0	0	0
Mick Vukota	22	0	0	0	73	0	0	0	0
Kelly Hrudey	27	0	0	0	6	0	0	0	0
Roland Melanson	17	0	0	0	2	0	0	0	0
Rich Pilon	15	0	0	0	50	0	0	0	0
Steve Webb	14	0	0	0	28	0	0	0	0
Eric Cairns	13	0	0	0	28	0	0	0	0
Brian Curran	8	0	0	0	51	0	0	0	0
Mark Fitzpatrick	7	0	0	0	21	0	0	0	0
Claude Lapointe	7	0	0	0	14	0	0	0	0
Chris Osgood	7	0	0	0	4	0	0	0	0
Ari Haanpaa	6	0	0	0	10	0	0	0	0
Don Maloney	5	0	0	0	2	0	0	0	0
Dick Tarnstrom	5	0	0	0	2	0	0	0	0
Mattias Weinhandl	5	0	0	0	2	0	0	0	0
Jason Wiemer	5	0	0	0	23	0	0	0	0
Keith Acton	4	0	0	0	8	0	0	0	0
Ken Baumgartner	4	0	0	0	27	0	0	0	0
Sven Butenschon	4	0	0	0	0	0	0	0	0
Andrew MacDonald	4	0	0	0	4	0	0	0	0
Jari Gronstrand	3	0	0	0	4	0	0	0	0
Ron Hextall	3	0	0	0	4	0	0	0	0
David Chyzowski	2	0	0	0	0	0	0	0	0
Dean Chynoweth	2	0	0	0	2	0	0	0	0
Thomas Hickey	2	0	0	0	2	0	0	0	0
Justin Mapletoft	2	0	0	0	0	0	0	0	0
Yan Kaminsky	2	0	0	0	4	0	0	0	0
Ray Schultz	2	0	0	0	2	0	0	0	0
Marc Bergevin	1	0	0	0	2	0	0	0	0
Jim Cummins	1	0	0	0	9	0	0	0	0
Jesse Joensuu	1	0	0	0	0	0	0	0	0
Brock Nelson	1	0	0	0	0	0	0	0	0
Justin Papineau	1	0	0	0	0	0	0	0	0
Marty Reasoner	1	0	0	0	17	0	0	0	0

GOALTENDING

	GP	MINS	GA	EN	SO	GAA	RECORD
Bill Smith	132	7645	348	3	5	2.73	88-36
Glenn Resch	38	2000	83	2	2	2.49	17-17
Kelly Hrudey	27	1624	75	3	0	2.77	10-16
Glenn Healy	22	1274	68	1	0	3.20	10-10
Roland Melanson	17	481	26	1	0	3.24	3-4
Rick DiPietro	10	554	24	0	1	2.60	2-7
Mark Fitzpatrick	7	229	17	1	0	4.45	0-3
Chris Osgood	7	392	17	3	0	2.60	3-4
Evgeni Nabokov	6	324	24	0	0	4.44	2-4
Garth Snow	6	331	14	1	1	2.54	1-4
Ron Hextall	3	158	16	0	0	6.08	0-3
Jamie McLennan	2	82	6	0	0	4.39	0-1
Kevin Poulin	2	52	1	0	0	1.15	0-0
Wade Dubielewicz	1	59	4	0	0	4.07	0-1

NEW YORK ISLANDERS GOALTENDERS VS. NHL

	MIN	GA	EN	SO	GAA	RECORD
vs. BOSTON:						
Bill Smith	660	.35	0	.0	3.18	8-3
Roland Melanson	20	.0	0	.0	0.00	0-0
vs. BUFFALO:						
Bill Smith	875	.37	0	.0	2.54	12-2
Rick DiPietro	236	.13	0	.1	3.31	1-3
Glenn Resch	120	.7	1	.0	3.50	0-2
Wade Dubielewicz	59	.4	0	.0	4.07	0-1
vs. CHICAGO:						
Bill Smith	243	.4	0	.1	0.99	4-0
Glenn Resch	120	.2	0	.1	1.00	2-0
vs. EDMONTON:						
Bill Smith	775	.38	0	.1	2.94	8-5
Roland Melanson	120	.8	1	.0	4.00	1-1
vs. LOS ANGELES:						
Bill Smith	227	.6	0	.1	1.59	3-0
Glenn Resch	20	.4	0	.0	12.00	0-1
vs. MINNESOTA:						
Bill Smith	299	.16	0	.0	3.21	4-1
vs. MONTREAL:						
Bill Smith	682	.34	0	.0	2.99	5-7
Glenn Resch	321	.15	0	.0	2.80	2-3
Glenn Healy	319	.15	0	.0	2.82	1-4
Mark Fitzpatrick	20	.1	0	.0	3.00	0-0
Roland Melanson	1	.0	0	.0	0.00	0-0
vs. NEW JERSEY:						
Kelly Hrudey	381	.23	0	.0	3.62	2-4
vs. NY RANGERS:						
Bill Smith	1423	.64	0	.1	2.70	18-5
Glenn Resch	270	.17	0	.0	3.78	1-4
Glenn Healy	165	.9	0	.0	3.27	1-2
Ron Hextall	158	.16	0	.0	6.08	0-3
Mark Fitzpatrick	153	.13	0	.0	5.09	0-2
Roland Melanson	127	.7	0	.0	3.31	0-2
Jamie McLennan	82	.6	0	.0	4.39	0-1
vs. OTTAWA:						
Garth Snow	305	.12	1	.1	2.36	1-4
Rick DiPietro	15	.0	0	.0	0.00	0-0
vs. PHILADELPHIA:						
Bill Smith	580	.38	1	.0	3.93	4-5
Kelly Hrudey	552	.26	2	.0	2.26	4-6
Glenn Resch	382	.15	1	.0	2.36	3-3
Roland Melanson	2	.0	0	.0	0.00	0-0
vs. PITTSBURGH:						
Bill Smith	424	.21	1	.0	2.97	3-4
Glenn Healy	406	.25	1	.0	3.69	4-3
Evgeni Nabokov	324	.24	0	.0	4.44	2-4
Glenn Resch	240	.4	0	.1	1.00	4-0
Mark Fitzpatrick	18	.1	0	.0	3.33	0-0
Roland Melanson	60	.5	0	.0	5.00	0-1
Kevin Poulin	52	.1	0	.0	1.15	0-0
vs. QUEBEC:						
Bill Smith	257	.9	0	.0	2.10	4-0
vs. TAMPA BAY:						
Rick DiPietro	302	.11	1	.1	2.18	1-4
vs. TORONTO:						
Glenn Resch	388	.15	0	.0	2.32	3-4
Chris Osgood	392	.17	3	.0	2.60	3-4
Bill Smith	211	.4	0	.0	1.14	3-0
Roland Melanson	16	.1	0	.0	3.75	0-0
Garth Snow	26	.2	0	.0	4.62	0-0
vs. VANCOUVER:						
Bill Smith	260	.10	0	.1	2.31	4-0
Glenn Resch	120	.4	0	.0	2.00	2-0
vs. WASHINGTON:						
Bill Smith	728	.33	1	.0	2.72	8-4
Kelly Hrudey	689	.26	1	.0	2.26	4-6
Glenn Healy	384	.19	0	.0	2.97	4-1
Roland Melanson	121	.5	0	.0	2.48	2-0
Mark Fitzpatrick	39	.2	1	.0	3.08	0-1

NHL GOALTENDERS VS. NEW YORK ISLANDERS


	MIN	GA	EN	SO	GAA	RECORD
BOSTON:						
Pete Peeters	360	.30	0	.0	5.00	2-4
Gerry Cheevers	318	.19	0	.0	3.58	1-4
BUFFALO:						
Gerry Desjardins	434	.25	0	.0	3.40	2-5
Don Edwards	300	.22	1	.0	4.40	0-5
Bob Sauve	261	.10	1	.1	2.30	2-2
Ryan Miller	269	.11	0	.0	2.46	4-1
CHICAGO:						
Tony Esposito	362	.20	1	.0	3.31	0-6
EDMONTON:						
Andy Moog	713	.45	3	.0	3.79	4-8
Grant Fuhr	172	.8	0	.1	2.79	2-1
Gary Edwards	20	.2	0	.0	6.00	0-0
LOS ANGELES:						
Mario Lessard	207	.14	0	.0	4.06	1-2
Doug Keans	40	.7	0	.0	10.50	0-1
MINNESOTA:						
Don Beaupre	180	.13	0	.0	4.33	1-2
Gilles Meloche	120	.12	1	.0	6.00	0-2
MONTREAL:						
Ken Dryden	664	.25	2	.2	2.26	8-3
Patrick Roy	338	.10	1	.0	1.78	4-1
Steve Penney	328	.17	0	.1	3.11	2-4
Rick Wamsley	32	.0	0	.0	0.00	0-0
NEW JERSEY:						
Sean Burke	321	.16	0	.1	2.99	3-2
Bob Sauve	60	.2	0	.0	2.00	1-0
NY RANGERS:						
Ed Mio	502	.36	1	.0	4.30	3-5
John Davidson	405	.16	0	.0	2.37	4-2
Glen Hanlon	368	.19	0	.1	3.10	2-4
Steve Baker	240	.22	0	.0	5.50	0-4
Mike Richter	420	.11	0	.2	1.57	7-0
John Vanbiesbrouck	142	.5	0	.0	2.11	1-1
Steve Weeks	128	.9	1	.0	4.22	1-2
Gilles Villemure	94	.6	0	.0	3.83	1-0
Ed Giacomin	86	.4	0	.0	2.80	0-2
OTTAWA:						
Patrick Lalime	320	.7	0	.1	1.30	4-1
PHILADELPHIA:						
Ron Hextall	419	.16	0	.0	2.29	4-3
Bernie Parent	311	.12	0	.1	2.38	2-3
Pete Peeters	311	.20	0	.0	3.86	2-3
Pelle Lindbergh	269	.9	0	.2	2.00	4-1
Wayne Stephenson	123	.4	0	.1	1.95	2-0
Phil Myre	60	.6	0	.0	6.00	0-1
Bob Froese	31	.2	0	.0	3.87	0-0
PITTSBURGH:						
Tom Barrasso	423	.23	1	.1	3.26	3-4
Gary Inness	420	.18	0	.0	2.57	3-4
Michel Dion	304	.22	0	.0	4.34	2-3
Marc-Andre Fleury	247	.14	0	.1	3.40	2-2
Tomas Vokoun	120	.3	0	.1	1.51	2-0
QUEBEC:						
Dan Bouchard	256	.17	1	.0	3.98	0-4
TAMPA BAY:						
Nikolai Khabibulin	302	.4	1	.3	0.79	4-1
TORONTO:						
Mike Palmateer	420	.13	0	.1	1.86	4-3
Michel Larocque	75	.8	0	.0	6.40	0-1
Jiri Crha	65	.11	0	.0	10.15	0-2
Paul Harrison	40	.1	0	.0	1.50	0-0
Curtis Joseph	404	.21	0	.1	3.12	4-3
Corey Schwab	12	.0	0	.0	1.000	0-0
VANCOUVER:						
Richard Brodeur	258	.17	1	.0	3.95	0-4
Curt Ridley	120	.8	0	.0	4.00	0-2
WASHINGTON:						
Al Jensen	477	.29	2	.0	3.65	3-5
Pat Riffin	393	.21	1	.0	3.21	1-5
Pete Peeters	360	.13	1	.0	2.17	4-2
Bob Mason	308	.9	0	.1	1.75	2-2
Rick Tabaracci	304	.14	0	.0	2.76	1-3
Don Beaupre	119	.9	0	.0	4.54	1-1

OPPONENTS

IN THE PAST

STANLEY CUP PLAYOFFS

MEDIA INFORMATION



First Row: Bill Smith, Bob Nystrom, Bryan Trottier, Clark Gillies, Al Arbour, John O. Pickett Jr., Bill Torrey, Denis Potvin, Lorne Henning, Garry Howatt, Glenn Resch.

Second Row: Steve Coraci, Bill MacMillan, Bob Lorimer, Stefan Persson, Bob Bourne, Ken Morrow, Gord Lane, Dave Langevin, John Tonelli, Ron Waske, Jim Pickard.

Third Row: Jean Potvin, Mike Bossy, Duane Sutter, Wayne Merrick, Steve Tambellini, Anders Kallur, Butch Goring.

**PRELIMINARY ROUND
vs. LOS ANGELES**
(Islanders win series 3-1)

APR. 8 NYI 8 vs. LA 1 W
APR. 9 NYI 3 vs. LA 6 L
APR. 11 NYI 4 at LA 3 W OT
APR. 12 NYI 6 at LA 0 W

**QUARTER-FINALS
vs. BOSTON**
(Islanders win series 4-1)


APR. 16 NYI 2 at BOS 1 W OT
APR. 17 NYI 5 at BOS 4 W OT
APR. 19 NYI 5 vs. BOS 3 W
APR. 21 NYI 3 vs. BOS 4 L OT
APR. 22 NYI 4 at BOS 2 W

**SEMI-FINALS
vs. BUFFALO**
(Islanders win series 4-2)

APR. 29 NYI 4 at BUF 1 W
MAY 1 NYI 2 at BUF 1 W 2OT
MAY 3 NYI 7 vs. BUF 4 W
MAY 6 NYI 4 vs. BUF 7 L
MAY 8 NYI 0 at BUF 2 L
MAY 10 NYI 5 vs. BUF 2 W

**STANLEY CUP FINALS
vs. PHILADELPHIA**
(Islanders win series 4-2)

MAY 13 NYI 4 at PHI 3 W OT
MAY 15 NYI 3 at PHI 8 L
MAY 17 NYI 6 vs. PHI 2 W
MAY 19 NYI 5 vs. PHI 2 W
MAY 22 NYI 3 at PHI 6 L
MAY 24 NYI 5 vs. PHI 4 W OT



First Row: Billy Smith, Clark Gillies, Lorne Henning, Bill Torrey, John O. Pickett, Al Arbour, Denis Potvin, Bryan Trottier, Roland Melanson

Second Row: Steve Coraci, Bob Nystrom, Gord Lane, Ken Morrow, Bob Bourne, Dave Langevin, Wayne Merrick, Ron Waske, Jim Pickard

Third Row: Mike Bossy, Bob Lorimer, John Tonelli, Stefan Persson, Mike McEwen, Hector Marini, Duane Sutter

Fourth Row: Jean Potvin, Billy Carroll, Garry Howatt, Anders Kallur, Butch Goring

PRELIMINARY ROUND

vs. TORONTO

(Islanders win series 3-0)

APR. 8 NYI 9 vs. TOR 2 W
APR. 9 NYI 5 vs. TOR 1 W
APR. 11 NYI 6 at TOR 1 W

QUARTER-FINALS

vs. EDMONTON

(Islanders win series 4-2)

APR. 16 NYI 8 vs. EDM 2 W
APR. 17 NYI 6 vs. EDM 3 W
APR. 19 NYI 2 at EDM 5 L
APR. 20 NYI 5 at EDM 4 W OT
APR. 22 NYI 3 vs. EDM 4 L
APR. 24 NYI 5 at EDM 2 W

SEMI-FINALS

vs. NY RANGERS

(Islanders win series 4-0)


APR. 28 NYI 5 vs. NYR 2 W
APR. 30 NYI 7 vs. NYR 3 W
MAY 2 NYI 5 at NYR 1 W
MAY 5 NYI 5 at NYR 2 W

STANLEY CUP FINALS

vs. MINNESOTA

(Islanders win series 4-1)

MAY 12 NYI 6 vs. MIN 3 W
MAY 14 NYI 6 vs. MIN 3 W
MAY 17 NYI 7 at MIN 5 W
MAY 19 NYI 2 at MIN 4 L
MAY 21 NYI 5 vs. MIN 1 W



Front Row: Billy Smith, Denis Potvin, Jim Devellano, Bill Torrey, John O. Pickett Jr., Al Arbour, Lorne Henning, Gerry Ehman, Butch Goring, Roland Melanson.

Second Row: Steve Coraci, Gord Lane, Dave Langevin, Ken Morrow, Clark Gillies, Bob Bourne, Stefan Persson, John Tonelli, Ron Waske, Jim Pickard.

Third Row: Hector Marini, Mike McEwan, Mike Bossy, Bryan Trottier, Wayne Merrick, Bob Nystrom.

Fourth Row: Tomas Jonsson, Anders Kallur, Duane Sutter, Greg Gilbert, Brent Sutter, Billy Carroll.

**PATRICK DIVISION SEMI-FINALS
vs. PITTSBURGH**
(Islanders win series 3-2)

APR. 7 NYI 8 vs. PIT 1 W
APR. 8 NYI 7 vs. PIT 2 W
APR. 10 NYI 1 at PIT 2 L OT
APR. 11 NYI 2 at PIT 5 L
APR. 13 NYI 4 vs. PIT 3 W OT

**PATRICK DIVISION FINAL
vs. NY RANGERS**
(Islanders win series 4-2)


APR. 15 NYI 4 vs. NYR 5 L
APR. 16 NYI 7 vs. NYR 2 W
APR. 18 NYI 4 at NYR 3 W OT
APR. 19 NYI 5 at NYR 3 W
APR. 21 NYI 2 vs. NYR 4 L
APR. 23 NYI 5 at NYR 3 W

**WALES CONFERENCE FINAL
vs. QUEBEC**
(Islanders win series 4-0)

APR. 27 NYI 4 vs. QUE 1 W
APR. 29 NYI 5 vs. QUE 2 W
MAY 1 NYI 5 at QUE 4 W OT
MAY 4 NYI 4 at QUE 2 W

**STANLEY CUP FINALS
vs. VANCOUVER**
(Islanders win series 4-0)

MAY 8 NYI 6 vs. VAN 5 W OT
MAY 11 NYI 6 vs. VAN 4 W
MAY 13 NYI 3 at VAN 0 W
MAY 16 NYI 3 at VAN 1 W



First Row: Billy Smith, Denis Potvin, Gerry Ehman, Bill Torrey, John O. Pickett Jr., Al Arbour, Lorne Henning, Butch Goring, Roland Melanson.

Second Row: Stefan Persson, Gord Lane, Ken Morrow, Bob Bourne, Clark Gillies, Dave Langevin, Bob Nystrom, Mats Hallin.

Third Row: Steve Coraci, Paul Bouthillier, Mike McEwen, John Tonelli, Bryan Trottier, Mike Bossy, Wayne Merrick, Ron Waske, Jim Pickard.

Fourth Row: Tomas Jonsson, Anders Kallur, Brent Sutter, Duane Sutter, Greg Gilbert, Billy Carroll.

**PATRICK DIVISION SEMI-FINALS
vs. WASHINGTON**
(Islanders win series 3-1)

APR. 6 NYI 5 vs. WSH 2 W
APR. 7 NYI 2 vs. WSH 4 L
APR. 9 NYI 6 at WSH 2 W
APR. 10 NYI 6 at WSH 3 W

**PATRICK DIVISION FINAL
vs. NY RANGERS**
(Islanders win series 4-2)

APR. 14 NYI 4 vs. NYR 1 W
APR. 15 NYI 5 vs. NYR 0 W
APR. 17 NYI 6 at NYR 7 L
APR. 18 NYI 1 at NYR 3 L
APR. 20 NYI 7 vs. NYR 2 W
APR. 22 NYI 5 at NYR 2 W

**WALE CONFERENCE FINAL
vs. BOSTON**
(Islanders win series 4-2)

APR. 26 NYI 5 at BOS 2 W
APR. 28 NYI 1 at BOS 4 L
APR. 30 NYI 7 vs. BOS 3 W
MAY 3 NYI 8 vs. BOS 3 W
MAY 5 NYI 1 at BOS 5 L
MAY 7 NYI 8 vs. BOS 4 W

**STANLEY CUP FINAL
vs. EDMONTON**
(Islanders win series 4-0)


MAY 10 NYI 2 at EDM 0 W
MAY 12 NYI 6 at EDM 3 W
MAY 14 NYI 5 vs. EDM 1 W
MAY 17 NYI 4 vs. EDM 2 W

OPPONENTS

IN THE PAST

STANLEY CUP PLAYOFFS

MEDIA INFORMATION



MEDIA INFORMATION



GAME DAY INFORMATION

CREDENTIALS: Season passes will be issued to those members of major media outlets covering the team on a regular basis. All others will be issued single-game passes. For single-game access, please contact the Media Relations Department at least 48 hours in advance of each game via e-mail.

PRESS ENTRANCE: The press entrance is located at Gate 1 on the west side of Nassau Coliseum. An Islanders game night representative will distribute credentials no earlier than two hours before every game.

PRESS BOX: Take the elevator opposite Gate 16 to the second floor, stay to the right and follow the corridor past luxury suites to the press box. A seating chart is located just inside the press box on the right-hand side. An Islanders game-night representative will be available for assistance. Press box seats are reserved for accredited members of the media, visiting team representatives and scouts only.

DINING AREA: Take the stairwell just inside the press box entrance; press lounge and restrooms are on the right.

WORK ROOM: On the press box level, take the stairwell located just inside of the press box entrance and follow the corridor to the work room on your left. On the lockerroom level, media may work in Room 5, located outside of the lockerroom hallway, adjacent to the Islanders player tunnel.

PHONES: Phones are available at a limited number of press box seats. If you require assistance with a phone or need one at your seat, please see an Islanders game night representative near the entrance of the press box.

WIRELESS INTERNET: Wireless internet is available in the press box free of charge. On most nights, a technician is available to assist with set up. Computers must be equipped for wireless internet access.

STATISTICS: NHL off-ice officials log all goals and penalties during the game. These statistics will be handed out between periods and at the conclusion of the game. Starting lineups will also be distributed before the opening faceoff.

LOCKER ROOMS: Both locker rooms are located at ice level on the opposite side of the building from the press box.

PRE-GAME ACCESS: The Islanders will be available from 120 minutes until 90 minutes before game-time in the corridor outside of the dressing room hallway. An Islanders representative will be there to assist you and to take requests.

POST-GAME ACCESS: The Islanders locker room will be open five minutes following the conclusion of the game. The head coach will hold his post-game press conference at the same time in the designated room, outside of the locker room hallway and across from the lower level media work room. To avoid a post-game logjam in the room, please leave the room as soon as your work is finished.

PRACTICE: The Islanders split their practice time between the Nassau Coliseum and Islanders Iceworks in Syosset. The schedule is subject to change. Media members are urged to call the Media Relations Department each day to confirm site and time. Practices are closed to the public.



NASSAU COLISEUM PARKING MAP

FEES FOR FAMILY & SPORTING EVENTS:

\$8.25	GENERAL PARKING (LOT 8)
\$15	PREFERRED PARKING (LOTS 1-7)
\$35	VIP (ADVANCE PURCHASE ONLY—LOTS 5 & 9)
\$45	BUS
\$55	LIMO

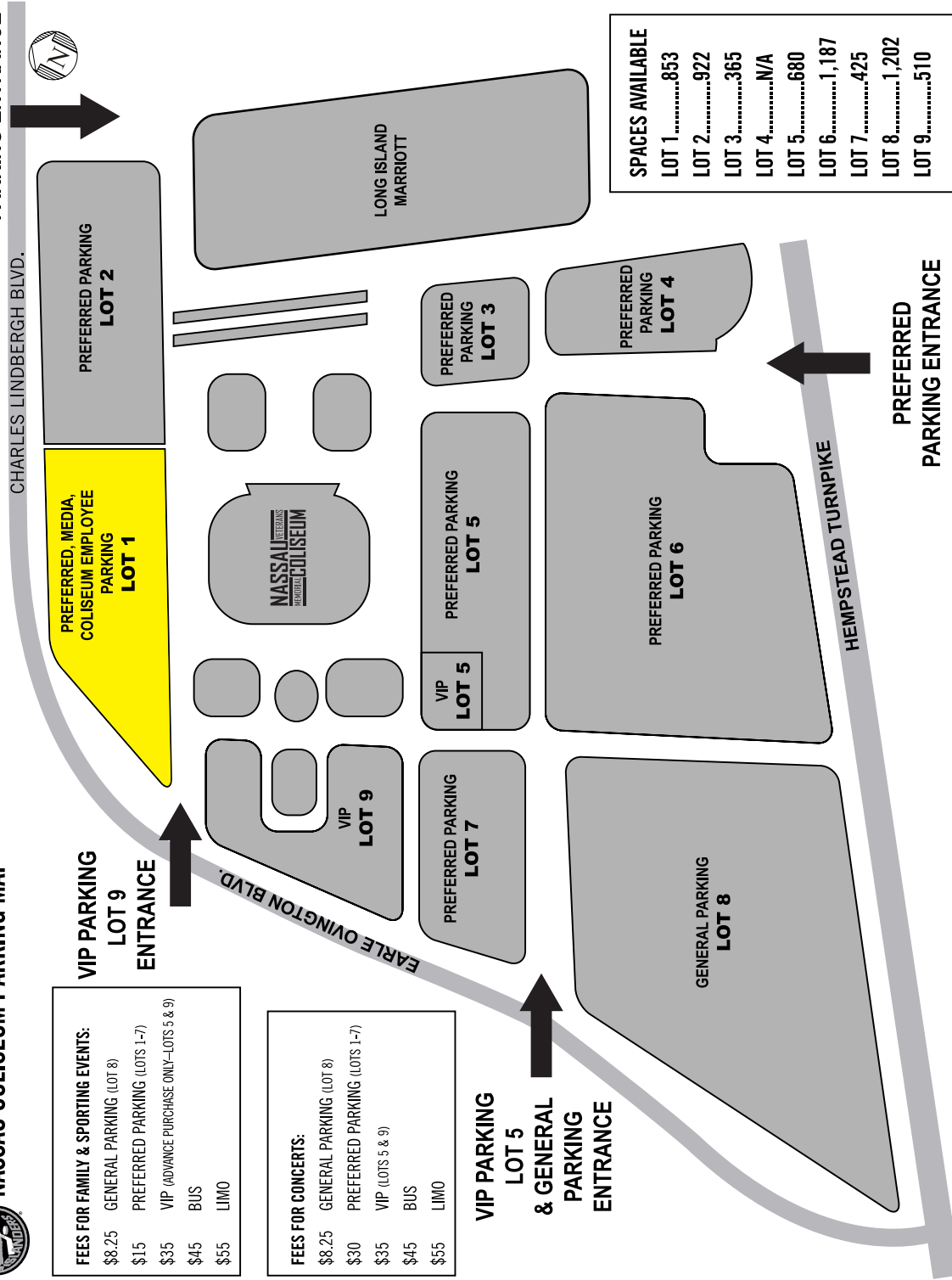
FEES FOR CONCERTS:

\$8.25	GENERAL PARKING (LOT 8)
\$30	PREFERRED PARKING (LOTS 1-7)
\$35	VIP (LOTS 5 & 9)
\$45	BUS
\$55	LIMO

VIP PARKING LOT 5 & GENERAL PARKING ENTRANCE

VIP PARKING LOT 9 ENTRANCE

PREFERRED PARKING ENTRANCE



SPACES AVAILABLE

LOT 1.....	853
LOT 2.....	922
LOT 3.....	365
LOT 4.....	N/A
LOT 5.....	680
LOT 6.....	1,187
LOT 7.....	425
LOT 8.....	1,202
LOT 9.....	510

MEDIA PARKING LOT

Follow directions to exit M4 on page 283. Take the Charles Lindbergh Blvd. exit/ramp. At the first light make a left onto Earl Ovington Blvd. At the first light make a left into the parking entrance for Islanders VIP/Staff/Media. Make a left after the attendant's booth into Parking Lot # 1.

NASSAU COLISEUM SEATING CHART



NASSAU COLISEUM FACTS

OPENED: May 29, 1972
ICE DIMENSION: 200' X 85'

HOCKEY SEATING CAPACITY: 16,170
LUXURY SUITES: 38

PRESS BOX CAPACITY: 112
DISTANCE FROM AIRPORTS: 25 miles

PARKING SPACES: 6,869
BOARDS: Crystaplex Series 6
GLASS: Seamless Tempered (sides)
 Acrylic System (endzones)

TICKET INFORMATION

Tickets to all Islanders home games can be purchased at the Nassau Coliseum Box Office 9:30 a.m. to 4:45 p.m. daily or at all ticketmaster outlets. To charge by phone call 631-888-9000. Tickets can also be purchased on the web at www.newyorkislanders.com or www.ticketmaster.com. For season tickets, partial plans or group sales information call 1-800-882-ISLES.

DIRECTIONS TO NASSAU COLISEUM

FROM EASTERN LONG ISLAND (NORTH SHORE): Northern State Parkway to exit 31A, Meadowbrook Parkway south to Exit M4/Nassau Coliseum-Hempstead Turnpike.

FROM EASTERN LONG ISLAND (SOUTH SHORE): Sunrise Highway to Southern State Parkway to exit 22N (Meadowbrook Parkway north) to exit M4 follow signs for Nassau Coliseum.

FROM THE MIDTOWN TUNNEL: Take the Long Island Expressway (495) east to Exit 38/Northern State Parkway to Exit 31A/Meadowbrook Parkway south to exit M4/Nassau Coliseum-Hempstead Turnpike.

FROM THE THROGS NECK BRIDGE: Take the Clearview Expressway to Grand Central Parkway East which turns into Northern State Parkway East. Stay on the Northern State until Exit 31A/Meadowbrook Parkway South. Exit at M4/Nassau Coliseum-Hempstead Turnpike.

DIRECTIONS TO ISLANDERS ICEWORKS (ISLANDERS ALTERNATE PRACTICE FACILITY):

Take the Long Island Expressway to exit 43. Take South Oyster Bay Road north (towards the library) for approximately two miles. South Oyster Bay Road turns into Jackson Avenue after Jericho Turnpike. Cross the railroad tracks and make a hard left onto Underhill Boulevard. Continue 2/10 of a mile and Iceworks will be on your left.

NEW YORK ISLANDERS BROADCASTERS



HOWIE ROSE TELEVISION PLAY-BY-PLAY

Howie Rose has been the Islanders' television play-by-play voice since the 1995-96 season. Rose also serves as the radio voice of the New York Mets, having covered the Major League Baseball team since 1977 and served as a broadcaster since 1987.

A native of Bayside, Rose joined the Islanders after a six-year stint calling Rangers' games on WFAN. In addition to his duties with the Rangers, he hosted "Mets Extra" and his own nightly talk show. Among his career highlights, Rose called the 1993 and '94 NHL All-Star Games and the 1993 Stanley Cup Finals for the NHL Radio Network. During the 2003-04 season, Rose, along with his MSG Network/Fox Sports New York team, won their second New York Sports Emmy in five years for "Live Sports Coverage (Series)" of the Islanders.

Rose was a fixture on the New York radio sports scene dating back to 1977 when he left Sportsphone to become Sports Director for WHN. He also spent time with WCBS Radio and NBC Network Radio before joining WFAN in 1987.

A graduate of Cardozo High School and Queens College, Rose resides on Long Island with his wife, Barbara, and their two daughters, Alyssa and Chelsea.



BUTCH GORING ANALYST

Former NHL standout Butch Goring became the full-time television analyst for the New York Islanders in 2010-11. Goring joined MSG Networks in 2007 as an analyst for the New York Islanders and the popular weekly hockey roundup show "Hockey Night Live!".

Goring was drafted by the Los Angeles Kings in the 1969 Entry Draft and spent his first two seasons moving up and down between the Kings and Los Angeles' AHL farm team in Springfield. In his third season, 1971-1972, Goring became a full-time NHL player and spent nine seasons with the Kings. He became well known for his skilled faceoff, defensive, and penalty killing work and he scored thirty or more goals four times. In 1978, Goring was awarded both the Bill Masterton Trophy and the Lady Byng Memorial Trophy.

In 1980, Goring was traded to the Islanders and was instrumental during the team's four consecutive Stanley Cup wins. He was presented with the Conn Smythe Trophy in 1981 for scoring 10 goals and recording 10 assists

during the playoffs. He played his final NHL season in 1985 with the Boston Bruins and then became a coach with the Bruins. Goring left the Bruins in 1987 and played briefly for the Nova Scotia Oilers of the AHL before retiring from professional hockey.

Goring served a second stint as an NHL head coach with the New York Islanders in the 1999-2000 season and for part of the following season. He also served as the head coach for several minor league teams, including the Capital District Islanders, Las Vegas Thunder, Denver Grizzlies, Utah Grizzlies, and Anchorage Aces, winning two championships. In 2002-2003 he took over the Krefeld Penguins of the Deutsche Eishockey Liga and led them to their first championship since 1952. From 2004-2005, he was the coach of the DEG Metro Stars hockey team in Germany.

Goring was raised in Winnepeg, MB.



CHRIS KING RADIO PLAY-BY-PLAY

Chris King became the radio play-by-play voice of the New York Islanders in 2010-11. This season marks his 20th year working on every radio broadcast and his 25th season covering the team.

From 1998-2009, King was the Islanders radio color analyst. He was the producer, engineer and studio host for Islanders hockey on WLIR from 1996-98. He also co-hosted the pre-game, post-game and intermission shows on WRCN from 1994-96. From 1989-94, King reported on Islander games for WRCN.

"Kinger" has done radio and TV broadcasting as well as media relations work for the Long Island Ducks minor league baseball team since their inception in 2000. He also currently does TV play-by-play and color commentary of high school hockey, soccer and baseball on the MSG Varsity network. King has also worked as a disc jockey for classic rock WRCN from 1989-96 and alternative music WLIR from 1996-2002.

A lifetime Long Island resident and graduate of East Islip High School, King received his Bachelor's Degree in Communications from SUNY Geneseo, where he did four years of play-by-play and color commentary for NCAA hockey. He also holds a Master's degree in Computer Science from SUNY Binghamton. King and his wife Beth reside in East Islip with their daughter Maggie and son Connor.

OPPONENTS

IN THE PAST

STANLEY CUP PLAYOFFS

MEDIA INFORMATION



1.800.882.ISLES EXT. 1 | NEWYORKISLANDERS.COM

