



**WE'RE ALL ISLANDERS**  
2009-10 ISLANDERS MEDIA GUIDE

PRESENTED BY

**SONY** & **P.C. RICHARD & SON**



**We are proud to continue as the Official  
Physical Therapy providers for the  
New York Islanders.**



**We look forward to continuing to provide  
the Long Island Community with  
the highest quality of care in the field of  
Physical Therapy.**

**Schedule your Assessment and  
Receive the Same Care as Your  
Favorite Islander.**

**645 Stewart Avenue, Garden City, NY 11530  
Please Call (516) 794-3278**

**[www.professionalpt.com](http://www.professionalpt.com)**

**Convenient Locations**

**Queens:**

Bayside

**Long Island:**

Roslyn, Garden City, Great Neck

**Westchester:**

Mamaroneck

**NYC:**

Midtown, Grand Central Station

Greenwich Village, Columbus Circle & Tribeca



## TABLE OF CONTENTS

**MANAGEMENT &  
HOCKEY OPS. . . . . 4**

**THE PLAYERS . . . . . 18**

**IN THE SYSTEM . . . . . 96**

**PROSPECTS . . . . . 106**

**2009  
ENTRY DRAFT . . . . . 113**

**BRIDGEPORT  
SOUND TIGERS . . . . . 116**

**2008-2009  
IN REVIEW . . . . . 133**

**OPPONENTS . . . . . 141**

**IN THE PAST . . . . . 172**

**STANLEY CUP  
PLAYOFFS . . . . . 271**

**MEDIA  
INFORMATION . . . . . 289**

**EDITOR-IN-CHIEF:** Seth Sylvan & Kimber Auerbach

**CREATIVE DIRECTOR:** Thomas C. Rakoczy

**GRAPHIC DESIGNER:** Paul Dippolito

**SPECIAL THANKS TO:** Bob Waterman, Elias Sports Bureau,  
Jeanne Borgia, Jessica Tuttle, Zach Weber, Charles Nass

**PHOTOGRAPHY:** Bruce Bennett, Jim McIsaac,  
Mike Stobe, Getty Images, Rich Stieglitz, National Hockey  
League, Bridgeport Sound Tigers

Reproduction of this media guide, in whole or in part, without the  
permission of the New York Islanders Hockey Club L.P. is prohibited.

# NEW YORK ISLANDERS EXECUTIVE DIRECTORY



## ARENA

Nassau Veterans Memorial Coliseum  
1255 Hempstead Turnpike  
Uniondale, NY 11553

## EXECUTIVE OFFICE

1535 Old Country Road  
Plainview, NY 11803  
516.501.6700

**OWNER & GOVERNOR** ..... Charles B. Wang

## OPERATIONS

President & Alternate Governor ..... Chris DeY  
General Manager & Alternate Governor ..... Garth Snow  
Alternate Governor ..... Art McCarthy  
Alternate Governor ..... Roy Reichbach  
Alternate Governor ..... Michael Picker

## HOCKEY OPERATIONS

Manager of Hockey Administration ..... Joanne Holewa  
Executive Director of Player Development ..... Bryan J. Trotter  
Assistant General Manager ..... Ryan Jankowski  
Director of Pro Scouting ..... Ken Morrow  
Assistant to the General Manager ..... Kerry Gwydir  
Head Coach ..... Scott Gordon  
Assistant Coach ..... Dean Chynoweth  
Assistant Coach ..... Scott L. Allen  
Goaltending Coach ..... Mike Dunham  
Goaltending Coach ..... Sudarshan Maharaj  
Player Development Assistant ..... Eric Cairns  
Player Development Assistant ..... Trent Klatt  
Equipment Manager ..... Scott Boggs  
Assistant Equipment Manager ..... Richard Krouse  
Equipment Assistant ..... Thomas M. Kitz  
Head Trainer ..... Garrett Timms  
Assistant Medical Trainer ..... Naoto Goto  
Strength & Conditioning Coach ..... Jesse Demers  
Video Coordinator ..... Ryan P. Ward  
Chief European Scout ..... Vellu-Pekka Kautonen  
Scout ..... Anders Kallur  
Scout ..... Mario Saraceno  
Scout ..... Chris O'Sullivan  
Scout ..... Toby O'Brien  
Scout ..... Tim Maclean  
Scout ..... David Hymovitz  
Scout ..... Brad Bowen  
Scout ..... Denny Scanlon  
Scout ..... Tim Schurman

## ADMINISTRATION

Assistant to Charles B. Wang ..... Susannah M. Schaefer  
Executive Assistant to the President & Office Manager ..... Denise Zimmermann  
Director of Legal Affairs ..... Jaimie Wolf  
Human Resources Manager ..... Michele Finklestein  
Human Resources Coordinator ..... Michele Calabrese  
IT Manager ..... Pawel Tauter  
Receptionist ..... Bonnie Dreher

## CORPORATE PARTNERSHIPS & ISLANDERS BUSINESS CLUB

Senior Vice President of Corporate Partnerships ..... Justin Johnson  
Assistant to Senior Vice President ..... Lonnie E. Kussin  
Executive Director of Islanders Business Club ..... Mike Bossy  
Vice President of Corporate Partnerships ..... David J. Decina  
Senior Director of Sales & Corporate Partnerships ..... Sean Argaman  
Director of Sales, Corporate Partnerships ..... Chris Lombardo  
Sales Executive, Corporate Partnerships ..... Kevin Waters  
Manager, Marketing Partnerships & Executive Suites ..... Lori Ogden  
Marketing Partnerships Coordinator ..... Steven P. Olwell



**RETAIL & MERCHANDISE OPERATIONS**

Director of Retail Operations	Terry J. Goldstein
Merchandise Assistant	Colleen Carolan
Manager, Islanders Team Store	John L. Cornacchia
Manager, Islanders Iceworks Pro Shop	Tim Murray

**TICKET SALES & OPERATIONS**

Vice President of Ticket Sales	Ralph Sellitti
Senior Sales Executive	Steven P. Beisel
Senior Sales Executive	Bryan Davis
Senior Sales Executive	Marc J. Gerstein
Senior Sales Executive	Jeffrey Guida
Sales Executive	Brian S. Aiello
Sales Executive	Christopher J. Bukowski
Sales Executive	Theresa Coscia
Sales Executive	Thomas Giulietti
Sales Executive	Henry Jaroslowski
Sales Executive	Samuel S. Romanella
Sales Coordinator	Edward Flynn
Sales Coordinator	Heather P. Tomko
Director of Group Sales & Inside Sales	Adam Jacobs
Senior Sales Executive	Clifford J. Gault
Sales Executive	Rose M. Barre
Sales Executive	Ariel M. Greenberg
Sales Executive	Jeffrey Picker
Sales Executive	Adam J. Wertheimer
Director of Customer Service	Kerry Cornils
Ticket Manager	Adam Ortiz
Assistant Ticket Manager	Karen Stepnowski

**COMMUNICATIONS & MEDIA RELATIONS**

Director of Communications	Seth Sylvan
Manager, Communications and Team Services	Kimber Auerbach
Radio Producer & Broadcaster	Chris King

**OPERATIONS & EVENTS**

Vice President of Operations	Timothy Beach
Assistant to Vice President of Operations	Alexa Conforti
Director of Operations	Kenneth R. Zore Jr.
Manager, Game Operations	Michael Sciortino
Manager, Video Production & Game Operations Coordinator	Brian Jones
Manager, Events & Promotions	Ann Marie Rina
Event Coordinator	Andy Jacklin
Manager, Amateur Hockey Programs and Events	Michelle S. Lebow-Winter
Coordinator, Amateur Hockey Programs and Events	Ryan Maloney

**FINANCE**

Controller	Frank J. Romano
Senior Staff Accountant	Christopher A. Vardaro
Payroll Manager	Christine P. Bowler
Accounts Payable	Janet E. Nelson
Staff Accountants	Eric L. Palladino
Staff Accountants	Jennifer N. Penning
Staff Accountants	Laura Ferretti

**MARKETING SERVICES**

Director of Marketing	Jessica L. Tuttle
Manager, Marketing Services	Jeanne Marie Borgia
Marketing & Service Executive	David J. DiLello
Marketing & Service Executive	Sara Pesserillo
Marketing & Service Executive	Nicholas J. Tullo
Marketing & Service Executive	Paul L. Dippolito
Creative Director	Thomas C. Rakoczy



## CHARLES B. WANG

OWNER & GOVERNOR

Charles B. Wang (pronounced WONG) is an entrepreneur, visionary, author and philanthropist. As founder of Computer Associates International, Inc. (now CA, Inc.), Mr. Wang became known as one of the most successful leaders in the technology field over the past three decades.

Technology has not only been the basis of Mr. Wang's business but also played an integral role in the success of his professional ventures. His two books, *Technovision* (1994) and *Technovision II* (1997), became leading guides for business leaders seeking to parallel their organizational and technology goals. He continued his commitment to technological advancement and has been instrumental in the development and growth of several technology companies in the United States and China, such as KyLinTV, Inc. and NeuLion, Inc. After NeuLion's merger with JumpTV, Inc. (TSX: JTV) in October 2008, Mr. Wang became the Chairman of the combined company, the leading provider of Internet Protocol Television solutions.

In 2000, Mr. Wang expanded his interests into the field of professional sports by purchasing the New York Islanders of the National Hockey League. His subsequent purchase of the Bridgeport Sound Tigers, the Islanders' minor league affiliate, allowed Wang to begin revitalizing the once legendary hockey organization. His effort to rejuvenate the Islanders brought to light the need for not only a transformation of their home arena but a destination for Long Island's commerce and development.

Mr. Wang founded and became a principal developer of the visionary Lighthouse at Long Island project in 2003. This next generation, mixed-use development will pioneer the forefront of new suburbia, with the use of green, smart growth initiatives. It is anchored by a state-of-the-art home arena for the Islanders and includes an athletic complex, as well as residential, office, Five-Star Hotel and retail space. Founded in 2005, Mr. Wang's real estate firm, Renaissance Property Associates, has become a pioneer in a regionally strategic approach to building developments.

His success in the business world has allowed Mr. Wang to support many important charitable foundations. Among those is the expansion of the Charles B. Wang Community Health Center in New York City, which offers primary care, women's health, pediatrics, dental, health education and mental health services to the Chinatown and Flushing communities. Mr. Wang made a contribution to the National Center for Missing and Exploited Children (NCMEC) to establish the Charles B. Wang International Children's Building, which serves as the organization's headquarters in Alexandria, Virginia. Mr. Wang's gift of more than \$50 million to Stony Brook University to construct the Charles B. Wang Center was the largest private gift in the history of the State University of New York. The Center celebrates Asian and American cultures. In addition, Mr. Wang's donation to Soochow University in Suzhou, China, established a new building to house the University's law school. In 2000, the University's law school was renamed The Kenneth Wang School of Law in honor of Mr. Wang's late father, who was a graduate of the University and law school.

Of all his philanthropic ventures, the one project that is most rewarding to Mr. Wang is the Smile Train. The Smile Train provides free surgery to children in underdeveloped countries around the world who suffer from cleft lip and palate. Mr. Wang is a founding member, Chairman of the Board and a leading force behind the Smile Train. Through his efforts, Smile Train has become the leader in the eradication of cleft lip and palate in third world countries where over 4.7 million children are affected and has provided free surgeries for more than 500,000 children in the last 10 years. The Smile Train's efforts are documented in the film, *Smile Pinki* which was the 2008 Academy Award Winner in the category of Best Documentary Short.

Charles B. Wang was born in Shanghai, China and moved to the United States with his family in 1952 at the age of eight. He earned a Bachelor of Science degree in Mathematics from Queens College. He resides on Long Island with his family.



## CHRIS DEY

PRESIDENT & ALTERNATE GOVERNOR

Chris Dey, was named President of the New York Islanders in August of 2008 after serving as the Vice President of Sales and Marketing and Event Operations in 2007. Dey oversees all business operations for the team as well as the Islanders Children's Foundation, the New York Islanders office in China and the Charles B. Wang Ice Hockey Project Hope in China. He also assists with the sales and marketing of the Lighthouse Development Corporation.

Dey has an extensive background in sports marketing and television production starting in 2003, when he served as the Executive Director and General Manager of the Hawaiian Islanders, a former member of the Arena Football League 2. The Islanders were crowned the 2003 Western Division champions and were named the top marketing organization in the AFL2.

From 2000 to 2003, Dey was President and co-founder of Hawaii Sports Network (HSN). Dey successfully negotiated the first statewide television package for the Hawaii High School State Championships, including over 100 hours of live television programming statewide.

HSN was honored with multiple prestigious Telly Awards for excellence in television production. HSN was also honored with a 2001 Pono Tech Award for their use of technology in small business with the development of two highly successful websites [HawaiiSportsNetwork.com](http://HawaiiSportsNetwork.com) and [RainbowSportsNetwork.com](http://RainbowSportsNetwork.com).

In 2001, Dey received the 40 Under 40 Award, presented by the Pacific Business News to the businessmen under the age of 40 who received client testimo-


nials and recommendations, exhibited extensive community service and has shown a significant business growth within the state of Hawaii.

His sports business career began as the Associate Executive Director of the Hula Bowl All-Star Football Classic, managing nearly every aspect of the event including sponsorship, game operations and ticket promotions. In 1995, he joined Team Unlimited, a sports television and event marketing company in Honolulu. In 1996, Dey and his colleagues created the off-road triathlon Xterra. The Nissan Motor Corporation acquired the Xterra name from Team Unlimited for their SUV, the Nissan Xterra, after recognizing that the vehicle's attributes reflect those of the triathlon. As Vice President, Dey produced and managed more than 25 sports and adventure shows annually for ESPN, ESPN2, ESPN International, the former Outdoor Life Network which is now VS. and Fox Sports including ESPN's 1998 Telly Award winning production of XTERRA.

Since 2004, Dey has served as a Board member for the Special Olympics Hawaii and is the current vice-chairman. As vice chairman, he heads up the site task force and capital campaign for the development of the new 20,000 square foot Special Olympics Hawaii facility. He has been a volunteer with Special Olympics since 1993.

Born in Long Valley, New Jersey in 1967, Dey graduated from the University of Virginia in 1989 with a Bachelor of Arts degree in Sociology.

Chris and his wife Kimberly reside in Oyster Bay, New York with their children.



## GARTH SNOW

GENERAL MANAGER & ALTERNATE GOVERNOR

Garth Snow enters his fourth season as the General Manager of the New York Islanders. A goaltender with the organization from 2001 to 2006, Snow retired as a player on July 18, 2006 to become the fifth General Manager in franchise history.

A sixth round selection of the Quebec Nordiques in the 1987 NHL Entry Draft, Snow, played twelve seasons in the NHL, including four with the Islanders. He finished his career with an overall record of 135-147-43 along with a 2.80 goals-against average and .90 save percentage over 368 games with the Quebec Nordiques, Philadelphia Flyers, Vancouver Canucks, Pittsburgh Penguins and the New York Islanders.

Snow represented Team USA at the 1994 Olympics in Norway and at the 1998 World Championships in Switzerland.

Snow graduated from the University of Maine in 1993, playing four years for the Black Bears. He won a National Championship at Maine in 1993 and was named to the NCAA All-Tournament Team and earned Hockey East Second Team All-Star honors. Snow led the NCAA in victories for three straight seasons from 1990-1992. During his tenure at Maine, Snow was also a member of the All-Academic team.

While attending the University of Maine, Snow earned a Master's Degree in Educational Administration and a Bachelor's Degree in Business Administration.

Snow and his wife Erica have three sons, Glenn, Miller and Parker, and reside in Glen Head, NY.







## BRYAN TROTTIER

### EXECUTIVE DIRECTOR OF PLAYER DEVELOPMENT

Bryan Trottier was named the Executive Director of Player Development in June of 2006, returning to the franchise that he started his illustrious NHL career with. Trottier's role within the organization is to assist in the development of the team's young prospects. Trottier is also a fixture at Islander community events, as well as assisting with the Grass Roots Hockey Program throughout Long Island.

In December of 2008, Trottier traveled to China to take part in the Charles B. Wang Project Hope Tournament. Trottier was a special guest to the tournament, skating with each of the teams during their practices, helping them with their skill work.

Trottier was selected by the Islanders in the second round (22nd overall) of the 1974 NHL Amateur Draft. He is the franchise leader in games played (1,123), points (1,353) and assists (853). He also sits in second on the franchise's all-time leaders list in goals with 500 behind Mike Bossy.


Trottier, 52, began his coaching career as an assistant for the Pittsburgh Penguins from 1994 through 1997. The following season he served as head coach of the Portland Pirates, who at the time

were the AHL affiliate of the Washington Capitals. Trottier spent the next four seasons as an assistant coach for the Colorado Avalanche. In 2001, Trottier earned his seventh Stanley Cup ring when the Avalanche defeated the New Jersey Devils to win the franchise's second Stanley Cup Championship. The following season, he was named the head coach of the New York Rangers.

A Hockey Hall of Fame inductee in 1997, Trottier played on six Stanley Cup championship teams: four with the Islanders (1980-83) and two with the Penguins (1991-92). As an Islander, he won the Calder Trophy as Rookie of the Year in 1976, the Art Ross Trophy (scoring leader) and Hart Trophy (league MVP) in 1979, and the Conn Smythe Trophy as Playoff MVP when the Islanders won their first Stanley Cup in 1980. Trottier is also a seven-time NHL All-Star and has won a total of seven Stanley Cups (six as a player and one as a coach). The Islanders retired Trottier's number 19 on October 20, 2001.

Bryan and his wife Jennifer reside in Pittsburgh, PA and have four children: Bryan Jr., Lindsey, Tayler and Christian.





## SCOTT GORDON

### HEAD COACH

Scott Gordon is entering his second season as the New York Islanders' head coach. He was named to the position on August 12, 2008 and is the 14th head coach in franchise history.

Before joining the Islanders, Gordon coached in the Boston Bruins' organization for the team's American Hockey League affiliate, the Providence Bruins, from 2002 through 2008. Gordon was named the head coach of Providence with nine games left in the 2003 season. As the head coach for Providence, Gordon posted a record of 221-141-20-27 (W-L-OTL-SOL). In his final season Gordon led the Bruins to a league best 55-18-3 record and was awarded the Louis A. R. Pieri Memorial Award, presented to the AHL's Coach of the Year. He also served as the head coach of the PlanetUSA Team.

Gordon began his coaching career with the International Hockey League's Atlanta Knights from 1994-96 and then spent two seasons with the IHL's Quebec Rafales from 1996-98. When Gordon was named the head coach of the Knights on January 5, 1996 at the age of 32, he became the youngest head coach in the league's 53-year history.

At the end of the 1997-98 season, Gordon accepted the head coach position with the Roanoke Express of the ECHL. He led the club to consecutive first-place finishes in the Northeast Division while compiling an

82-42-16 overall regular season record. In the 1999-2000 season, the team set Express franchise records for wins (44), points (94) and fewest goals against (181).

An Easton, Massachusetts native, Gordon began his hockey career as a goaltender. He attended Boston College from 1982-86, posting a 64-35-3 record over that span. He backstopped Boston College to an NCAA Frozen Four appearance in 1985 and was named a Hockey East First-Team All-Star in 1986. Gordon led Boston College to a first place finish in the ECAC East Region during the 1983-84 season and back-to-back Hockey East first place finishes in the 1984-85 and 1985-86 seasons.

Following the completion of his collegiate career, Gordon began his professional playing career in 1986-87 when he signed with the Quebec Nordiques. Gordon made his NHL debut in 1989-90 with Quebec and played a total of 23 career NHL games, all with the Nordiques. He also holds the distinction of being the first ECHL graduate to play in the NHL. Gordon played on the 1992 United States Olympic team before retiring as a player following the 1993-94 season.

Gordon and his wife Jennifer have two sons, Erik and Ryan.

### PROFESSIONAL HEAD COACHING RECORD

SEASON	CLUB	LEA	W	L	T	OTL
1998-99	Roanoke Express	ECHL	38	22	10	0
1999-00	Roanoke Express	ECHL	44	20	0	6
2002-03	Providence Bruins *	AHL	3	3	2	1
2003-04	Providence Bruins	AHL	36	29	11	4
2004-05	Providence Bruins	AHL	40	30	7	3
2005-06	Providence Bruins	AHL	43	31	0	6
2006-07	Providence Bruins	AHL	44	30	0	6
2007-08	Providence Bruins	AHL	55	18	0	7
2008-09	New York Islanders	NHL	26	47	0	9

\* Denotes midseason replacement

## NEW YORK ISLANDERS COACHING STAFF

**SCOTT ALLEN**

ASSISTANT COACH



Scott Allen was named the Assistant Coach of the Islanders on July 20, 2009 after serving as an Assistant Coach for the Quad City Flames, the Calgary Flames American hockey League (AHL) affiliate, for the past two seasons.

The New Bedford, MA native began his coaching career in 1996 as an assistant with Calgary's then East Coast Hockey League affiliate (ECHL), the Johnstown Chiefs before taking over as head coach in 1997. He led the Chiefs to three straight Kelly Cup Playoff appearances, reaching the American Conference Championship twice. After six years with the Chiefs, Allen joined the Phoenix Coyotes AHL affiliate the San Antonio Rampage for two seasons, first as an Assistant Coach, then as Head Coach. Allen rejoined the Calgary organization in 2004 as Assistant Coach for the AHL Lowell Lock Monsters. The Flames affiliate moved from Lowell to Ak-Sar-Ben Omaha, NE in the 2005-06 season where Allen also served as the Assistant Coach.

During his 10-year professional playing career, Allen competed in the All American Hockey League, Atlantic Coast Hockey League, Colonial Hockey League, Central Hockey League and the East Coast Hockey League. During the 1988-89 campaign, Allen won the first of his personal back-to-back ECHL titles, first with the Carolina Thunderbirds 1989 and the following year, 1990, as a member of the Greensboro Monarchs.

**DEAN CHYNOWETH**

ASSISTANT COACH



Dean Chynoweth was named the Islanders Assistant Coach on June 19, 2009 after serving as the General Manager and Head Coach of the Western Hockey League's Swift Current Broncos for the past five seasons. Chynoweth is a former first round selection of the Islanders from the 1987 National Hockey League Entry Draft.


Last season, Chynoweth led Swift Current to the first round of the WHL playoffs. The Broncos were beaten by the Medicine Hat Tigers four games to three in their best-of-seven series. Through Chynoweth's five seasons with the Broncos, the team posted a combined record of 162-163-6-1-1 (W-L-T-OTL-SOL). The Calgary, ALTA native started his coaching career in 1998 with the Utah Grizzlies, who at the time were a member of the International Hockey League (IHL). Chynoweth spent two seasons in Utah before taking the Head Coach position with the Seattle Thunderbirds of the WHL where he coached from 2000 to 2004.

He began his professional playing career at the end of the 1988-89 season, playing in six games with the Islanders, after completing his fourth year of Canadian junior hockey with Medicine Hat. He played eight seasons within the organization and scored two goals and 10 assists while compiling 408 penalty minutes in 147 games. Chynoweth won a Calder Cup during the 1989-90 season while playing for the Islanders' former American Hockey League affiliate, the Springfield Indians. He played the final three years of his professional career with the Boston Bruins and set an NHL single season personal career best for penalty minutes with 171 in the 1996-97 season.

## NEW YORK ISLANDERS COACHING STAFF

## MIKE DUNHAM

### GOALTENDING COACH



Former New York Islanders' goaltender Mike Dunham enters his third season as the team's goaltending coach. A veteran of ten NHL seasons, Dunham played in 394 games and retired with a record of 141-178-44, a 2.74 goals against average and a .908 save percentage. In addition to the Islanders, Dunham played for the New Jersey Devils, Nashville Predators, New York Rangers and Atlanta Thrashers. Dunham also won a silver medal at the 2002 Winter Olympics with the United States.

Dunham played collegiate hockey at the University of Maine where he shared goaltending duties with current Islanders' General Manager Garth Snow. He was named to the NCAA East First All-American Team and the Hockey East First All-Star Team in 1992-93. That same season, Dunham won an NCAA Men's Ice Hockey Championship with the Black Bears.

Mike and his wife Kate have two daughters, Addison and Kayden.

## SUDARSHAN MAHARAJ

### GOALTENDING CONSULTANT



Sudarshan "Sudsie" Maharaj enters his sixth year with the New York Islanders organization. Maharaj held a similar position with the team from the 2003-04 season through the 2005-06 season.


Maharaj specializes in the use of technology to assist goaltenders. Before joining the Islanders, he had worked with several NHL, AHL, OHL and NCAA goaltenders. Maharaj also started and developed the National Goaltending Development Program for Hockey Canada from 2005 through 2007.

Maharaj was born in Trinidad and moved with his family to Toronto at the age of six. Raised in the Toronto area, he was a member of the 1984-85 National Hockey Championship York University squad. He then left to play professional hockey in Sweden, where he won two divisional championships over six seasons.


After retiring as a player in 1991, Maharaj returned to York University to complete degrees in both English and Physical Education and was named the goaltending coach at York University. He later served as the goaltending coach to various junior hockey teams in Toronto and the surrounding area. Maharaj also served as a school teacher in the Greater Toronto Area for 12 years.

Sudsie and his wife Yvonne live in Oakville, ON and have two daughters, Alexandra and Katherine.

## NEW YORK ISLANDERS HOCKEY OPERATIONS



**JOANNE HOLEWA**  
Manager, Hockey  
Administration



**KERRY GWYDIR**  
Assistant to the  
General Manager



## NEW YORK ISLANDERS SCOUTING STAFF

## RYAN JANKOWSKI

ASSISTANT GENERAL MANAGER &  
DIRECTOR OF AMATEUR SCOUTING



Ryan Jankowski joined the Islanders at the start of the 2002-03 season when he was named a Western Scout for the organization. After one season in this role, Jankowski moved to Prague, Czech Republic to become the team's Director of European Scouting. Following three seasons in Europe, Jankowski was named Assistant GM/Director of Amateur Scouting in 2006, the position he currently holds.

Prior to his work with the Islanders, the Calgary, Alberta native, served as a scout for the Spokane Chiefs of the Western Hockey League from 1997-2003, covering the entire Alberta province. During that time Jankowski worked for Hockey Canada from 1996-2003, which included him working as the Manager of Video. He also served as the Video Coach for Team Canada's 2002 Canadian Olympic Gold Medal Women's Team, 2003 World Junior Championships Silver Team, and 2003 Under 18 World Junior Championships Gold Medal Team.

Ryan and his wife Tracy have a daughter, Krystin.



**KEN MORROW**  
Director of Pro  
Scouting



**VELLU-PEKKA  
KAUTONEN**  
Chief European Scout



**BRAD BOWEN**  
Amateur Scout



**ERIC CAIRNS**  
Assistant Player  
Development



**DAVID HYMOVITZ**  
Amateur Scout



**DENNY SCANLON**  
Amateur Scout



**ANDERS KALLUR**  
Pro Scout



**Trent Klatt**  
Amateur Scout



**TIM MacLEAN**  
Amateur Scout



**TOBY O'BRIEN**  
Pro Scout



**CHRIS O'SULLIVAN**  
Pro Scout



**TIM SCHURMAN**  
Amateur Scout



**MARIO SARACENO**  
Pro Scout

## NEW YORK ISLANDERS EQUIPMENT STAFF

**SCOTT BOGGS**

EQUIPMENT MANAGER



Scott Boggs enters his fourth season as the Head Equipment Manager for the New York Islanders. He came to the Islanders from the Chicago Blackhawks where he spent the 2005-06 season as their Assistant Equipment Manager. From 2000 to 2005, Boggs served as the Equipment Manager for the Norfolk Admirals of the AHL. He also served in that capacity for the Hampton Roads Admirals' their last two years in the ECHL from 1998-2000. Prior to joining the organization, Boggs worked for the Thunder Bay Thunder Cats (UHL) and the Calgary Hitmen (WHL).

A native of Halifax, Nova Scotia, Boggs is a member of the society of Professional Equipment Managers. He and his wife Maria have one daughter, MacKenzie.

**RICHARD KROUSE**

ASSISTANT EQUIPMENT MANAGER



Richard Krouse enters his fifth season with the New York Islanders as the team's Assistant Equipment Manager after previously serving as the Head Equipment Manager for the Utah Grizzlies (AHL) starting in the 2001-02 season and finishing in the 2004-05 season. Before joining Utah, Krouse spent time with the Las Vegas Thunder (IHL), Jacksonville Lizard Kings (ECHL) and Houston Aeros (AHL) as the Head Equipment Manager. A native of Utica, NY, Krouse was on the equipment staff for the 1994-95 Calder Cup Champion Albany River Rats. He currently resides in Oyster Bay, NY.

**THOMAS M. KITZ**

EQUIPMENT ASSISTANT



Thomas Kitz returns for his sixth full-time season as a member of the New York Islanders' Equipment Staff. Prior to his promotion as full-time equipment assistant, Kitz assisted the visiting teams with their equipment needs. From 1999-2003, the native of West Sayville was the clubhouse manager for the Long Island Ducks baseball team. Before his work with the Ducks, Kitz spent four years in the U.S. Navy. In his spare time, Kitz is a Tennis Pro at Muttontown Country Club and Roslyn Country estate.

Thomas and his wife Julie Carol reside in North Babylon, NY.

## NEW YORK ISLANDERS TRAINING STAFF

**GARRETT TIMMS**

HEAD ATHLETIC TRAINER



Garrett Timms returns to the New York Islanders for his fifth season and fourth as the team's Head Athletic Trainer. Timms began his tenure with the Islanders in the 2005-06 season, serving as the Strength and Conditioning Coach. Prior to working in the NHL, Timms served as the Head Athletic Trainer and Strength and Conditioning Coach for the team's AHL affiliate, the Bridgeport Sound Tigers, from 2001-2005.

Before working with the Sound Tigers, Timms was the Athletic Trainer for the Miami University (Ohio), where he oversaw the RedHawks' hockey and baseball programs. His experience also includes working with St. Lawrence University, the AHL's Cincinnati Mighty Ducks and the Cincinnati Riverhawks of the USL. Timms, originally from Buffalo, NY, received his bachelor's degree in Sports Medicine from Marietta College and his master's degree from the University of Cincinnati in Health Promotion and Exercise Science.

Garrett and his wife Anne reside in East Meadow, NY.

**NAOTO GOTO**

ASSISTANT ATHLETIC TRAINER




Naoto "Nates" Goto enters his fifth season with the Islanders and fourth as the Assistant Athletic Trainer. Goto also served as the team's Massage Therapist during the 2007-08 season. From 1996-2005, Goto was the Head Athletic Trainer for the Niagara University Men's Ice Hockey team. During that time, he also worked with the Florida Panthers as an athletic trainer and was the Tournament Head Athletic Trainer for the 2003 Men's NCAA Frozen Four Tournament. His experiences also include working at Siena College, the Albany Firebirds (AFL), R.P.I. College, the USA Cup Hockey Tournament in 1992 and the summer Empire State Games from 1991-1996.

Goto received his bachelor's degree from Nippon Sports Science University in Tokyo, Japan and his master's degree from Western Michigan University. He has his New York state license in massage therapy.

**JESSE DEMERS**

STRENGTH &amp; CONDITIONING COACH



Jesse Demers enters his second season with the Islanders after serving as the Bridgeport Sound Tigers Strength and Conditioning Coach for the past two seasons.

He holds a Bachelor of Science in Exercise Science and Human Performance from Springfield College and is certified by the National Strength and Conditioning Association as a Strength and Conditioning Specialist. Demers' experience includes work at the High School, Collegiate and Professional ranks including the Springfield College athletic department serving as a trainer at Jim Ronai's Competitive Edge facility in both Shelton and Milford, CT.

## NEW YORK ISLANDERS MEDICAL STAFF

**DR. ELLIOT PELLMAN**

MEDICAL DIRECTOR



Dr. Elliot J. Pellman has been the New York Islanders' Medical Director since 1996, supervising all aspects of the Islanders and the organization's AHL affiliate Bridgeport Sound Tigers' medical care. The Bay Shore native is the co-founder and Medical Director of ProHEALTH Care Associates in Lake Success, which is one of the largest private multi-specialty medical groups in New York State.

Dr. Pellman serves as the New York Jets' Director of Medical Services and the Medical Advisor to the NFL. As the Medical Advisor for the National Football League, Dr. Pellman advises the league on medical and health matters, supervises NFL health committees and is the medical liaison to the league's Clubs, Competition Committee, team physicians, and athletic trainers as well as the National Football League Players Association.

Since 2003, Dr. Pellman has served as the Medical Advisor for Major League Baseball and in that capacity is responsible for overseeing and supervising the league's medical committees, medical consultants, medical grants, medical education initiatives and serves as the liaison between team physicians and athletic trainers to the Commissioner's Office.

Dr. Pellman has received numerous honors including the 2007 National Hispanic Medical Association Health Leadership Award and the 2008 New York Chapter Arthritis Foundation Sports Leadership Award. Dr. Pellman is an Associate Clinical Professor of Medicine and Orthopaedics at the Mount Sinai School of Medicine and a Fellow of the American College of Physicians.

**DR. MICHAEL YORIO**

INTERNIST



Michael Yorio, MD is Board Certified in Internal Medicine and has a Certificate of Added Qualification in Sports Medicine. He completed his undergraduate degree at Villanova University, and received his medical degree from SUNY Health Science Center at Syracuse. Dr. Yorio trained in internal medicine at the Carolinas Medical Center in Charlotte, North Carolina. He completed his sports medicine fellowship with the University of Maryland in Baltimore, Maryland. During his training he has had the opportunity to work with the medical staffs of the Carolina Panthers and the Baltimore Ravens of the NFL, the Charlotte Checkers of the ECHL, the University of Maryland – College Park, the University of Maryland – Baltimore County, and Coppin State College. He served as Team Physician for the University of Maryland – College Park Terrapins from 2003-2005.

In 2008, Dr. Yorio was named the Director, Player Medical Services for the US Open Tennis Championships in Flushing Meadows, New York. In this position, Dr. Yorio is responsible for coordinating and providing care to elite professional tennis players from around the world, both on and off the court. He has been a volunteer member of the USTA Sports Science Committee since 2007. Dr. Yorio is Team Physician for the Molloy College Athletic Department and for the New York Dragons, as well as a member of the medical staff for the New York Islanders.

Dr. Yorio's practice focuses on athletes and weekend warriors with osteoarthritis, acute and chronic musculoskeletal ailments, concussions, athletes with chronic and acute medical conditions, nutritional issues, and general medical disorders. Dr. Yorio is an active member of the United States Tennis Association, the American Medical Society for Sports Medicine and the American College of Sports Medicine.



**DR. MICHAEL SCHWARTZ**

TEAM ORTHOPEDIST



Dr. Michael Schwartz received his medical training at the NYU School of Medicine, graduating with honors and as president of the Alpha Omega Alpha Honor Society. Dr. Schwartz completed his orthopedic surgery residency training at the Hospital for Joint Diseases in Manhattan. His interest in a sports medicine sub-specialty developed during this time as he participated in the medical coverage of several sporting events including the U.S. Open, New York City High School Football and the New York City Ballet. Following orthopedic residency, Dr. Schwartz completed a sports medicine fellowship at Temple University. This experience included the clinical and surgical management of college and professional athletes. Additionally, he served as the covering physician for several Division 1 college football and basketball games, the Atlantic 10 Basketball Tournament and as a ringside physician for USA Amateur Boxing. In addition to his practice as an orthopedic surgeon at ProHEALTH Care Associates, Dr. Schwartz is also the team Orthopedist for the Arena Football New York Dragons and the World Team Tennis New York Sportimes.

**DR. ELLIOTT HERSHMAN**


ASSOCIATE TEAM ORTHOPEDIST



Dr. Elliott Hershman is the Chief of Orthopedics at ProHEALTH Care Associates and is also the associate chairman of orthopedic surgery at Lenox Hill in Cleveland, OH. Hershman has also served as the orthopedist for the New York Jets since 1987. He is also the chairman of the NFL Safety and Injury Committee. In 1984, he moved from the Cleveland Clinic to Lenox Hill Hospital as an attending physician. While at the Cleveland Clinic, he worked with both the Cleveland Cavaliers and Browns.

**DR. BRIAN NERI**

ASSOCIATE TEAM ORTHOPEDIST



Dr. Brian R. Neri enters his second season with the New York Islanders. He attended Boston College for his undergraduate education and received his medical education at Loyola University Chicago where he was honored with the prestigious induction into the Alpha Omega Alpha honor society. He completed his orthopedic surgery residency at New York University Hospital for Joint Diseases and subsequently completed an extra year of fellowship training in arthroscopic surgery and sports medicine at the prestigious Kerlan-Jobe Orthopaedic Clinic in Los Angeles.



# THE PLAYERS



JOSH BAILEY



**JOSH BAILEY**



# 12 JOSH BAILEY

CENTER • 6-1, 188 • SHOOTS LEFT • BORN 10.2.1989 IN BOWMANVILLE, ON

**TRANSACTIONS:** Selected in the first round (9th overall) of the 2008 NHL Entry Draft.

**LAST SEASON:** Made NHL debut on Nov. 11 vs. Philadelphia...Recorded first NHL assist/point on Nov. 13 at Ottawa...Scored first NHL goal (Mikael Tellqvist) on Jan. 2 at Phoenix...Scored first NHL power-play goal on Feb. 5 at Florida...Recorded first NHL multi-goal game with two tallies on Mar. 21 at Ottawa...Recorded a career-high two assists in three games: Nov. 26 vs. Pittsburgh, Jan. 29 at Atlanta and Mar. 7 vs. New Jersey.

**JUNIOR: 2007-08:** Finished third in the OHL in assists (67) and tenth in the league in points (96)...Was second among draft-eligible players in points...Was an alternate captain on Windsor... Selected to play in the 2008 OHL All-Star Classic... Tallied two goals at the 2008 CHL Top Prospects Game...Closed the season with a nine-game point streak.

**INTERNATIONAL: 2006:** Represented Team Ontario at the 2006 Under-17 World Hockey Challenge.



## STATISTICS REGULAR SEASON PLAYOFFS

SEASON	CLUB	LEA	GP	G	A	PTS	PIM	PP	SH	GW	+/-	GP	G	A	PTS	PIM	+/-
2005-06	Owen Sound	OHL	55	7	19	26	8	3	0	-	-2	11	0	0	0	0	-1
2006-07	Owen Sound	OHL	27	11	15	26	8	1	3	-	-1	-	-	-	-	-	-
	Windsor	OHL	42	11	24	35	16	3	1	-	-24	-	-	-	-	-	-
2007-08	Windsor	OHL	67	29	67	96	32	9	0	-	+30	5	1	5	6	2	-5
2008-09	NY ISLANDERS	NHL	68	7	18	25	16	3	0	0	-14	-	-	-	-	-	-
	NY ISLANDERS TOTALS		68	7	18	25	16	3	0	0		-14	-	-	-	-	-
	NHL TOTALS		68	7	18	25	16	3	0	0	-14	-	-	-	-	-	-

## VS. NHL

OPPONENT	GP	G	A	PTS	PIM	OPPONENT	GP	G	A	PTS	PIM
Anaheim	1	0	0	0	0	Montreal	3	0	1	1	0
Atlanta	3	0	2	2	0	Nashville	1	0	0	0	0
Boston	4	0	0	0	0	New Jersey	5	0	2	2	0
Buffalo	3	0	2	2	0	NY Islanders	-	-	-	-	-
Calgary	1	0	0	0	0	NY Rangers	4	0	0	0	2
Carolina	3	0	1	1	0	Ottawa	4	2	1	3	2
Chicago	1	0	0	0	0	Philadelphia	5	0	2	2	6
Colorado	1	0	0	0	0	Phoenix	2	2	0	2	0
Columbus	1	0	0	0	0	Pittsburgh	5	0	3	3	2
Dallas	0	0	0	0	0	San Jose	1	0	0	0	0
Detroit	1	1	0	1	0	St. Louis	0	0	0	0	0
Edmonton	1	0	1	1	0	Tampa Bay	3	1	0	1	0
Florida	3	1	1	2	0	Toronto	4	0	2	2	2
Los Angeles	1	0	0	0	0	Vancouver	1	0	0	0	0
Minnesota	2	0	0	0	0	Washington	4	0	0	0	2

## MILESTONES

**1ST NHL GAME:** 11/11/08 vs. Philadelphia

**1ST NHL GOAL:** 1/2/09 at Phoenix (Tellqvist)

**1ST NHL ASSIST/POINT:** 11/13/08 at Ottawa

## SINGLE GAME HIGHS

<b>GOALS</b>	2 (two times)	<b>Last:</b> 3/21/09 at Ottawa
<b>ASSISTS</b>	2 (three times)	<b>Last:</b> 3/7/09 vs. New Jersey
<b>POINTS</b>	2 (five times)	<b>Last:</b> 3/21/09 at Ottawa
<b>PIM</b>	4	11/11/08 vs. Philadelphia

SEAN  
BERGENHEIM

A portrait of Sean Bergenheim, a professional ice hockey player. He is shown from the chest up, wearing a blue hockey jersey with orange trim and white laces. He has blonde hair and a light beard. He is holding a hockey stick with a Reebok logo on the blade. The background is a soft, out-of-focus purple and blue gradient.

**SEAN BERGENHEIM**



## 20 SEAN BERGENHEIM

LEFT WING • 5-10, 205 • SHOOTS LEFT • BORN 2.8.1984 IN HELSINKI, FINLAND

**TRANSACTIONS:** Selected in the first round (22nd overall) of the 2002 NHL Entry Draft...Re-signed with the Islanders on June 18, 2007.

**LAST SEASON:** Led the Islanders in game-winning goals (5) and shorthanded goals (4)...Established new career highs in goals (15), points (24), game-winning goals and shorthanded goals...Tied career high with two assists on Feb. 16 vs. Pittsburgh...Unsuccessful on penalty shot versus Vesa Toskala on Feb. 26 vs. Toronto...Recorded first career multi-goal game with two tallies on Feb. 28 vs. Buffalo...Recorded first NHL hat trick on Mar. 7 vs. New Jersey.

**CAREER: 2007-08:** Appeared in a career-high 78 games, registering 10 goals and 12 assists for 22 points...Eight of 10 goals came during the final 34 games of the season...Played in his 100th NHL game on February 14 at Toronto...Ranked second on the team in hits with 138...Missed three games with a shoulder injury and one as healthy scratch. **2006-07:** Split time between Yaroslavl of the Russian Super League and Frolunda of the Swedish Elite League...Played in only 36 of Frolunda's 55 games, but ranked sixth on the team in goals with 16, fifth in assists with 17 and sixth in points with 33...Ranked second on Frolunda with a +9 rating, while tallying four power play goals and two game winners. **2005-06:** Split time between the Islanders and the Bridgeport Sound Tigers (AHL) ...Tallied a NHL career-high three points (1 goal, 2 assists) including the game-winning goal on March 13 vs. New Jersey...Compiled three-game goal scoring streak from March 21 through March 25...Played in 55 games with Bridgeport and led the team in goals with 25 and penalty minutes with 112...Finished fifth on the Sound Tigers in points with 47 and fourth in plus/minus with a +4 rating. **2004-05:** Spent first full

season in North America playing for the Sound Tigers during the NHL lockout...Finished tied for third on the Sound Tigers in goals with 15 and sixth in points with 29...Selected to play on PlanetUSA at the 2005 AHL All-Star Classic. **2003-04:** Split season between the Islanders, Bridgeport and Jokerit Helsinki of the Finnish Elite League...Started season with the Islanders and made his NHL debut on October 9 at Washington recording one shot in 10:03 TOI...Scored first career NHL goal, a shorthanded tally, on October 25 vs. Pittsburgh against Sebastien Caron...Recorded first NHL assist on a Shawn Bates goal on Nov. 8 vs. Atlanta...Reassigned to Jokerit Helsinki on January 4 following the completion of the World Junior Championships...Reassigned to the Sound Tigers on April 14 for the AHL playoffs.

**PLAYOFFS: 2007:** Appeared in all seven first round games for the Sound Tigers versus the Wilkes-Barre/Scranton Penguins and recorded two assists. **2004:** Played seven games for the Sound Tigers in the playoffs, going 2-3-5.

**INTERNATIONAL: 2007:** Helped lead Finland to the finals of the World Championship and was 1-2-3 in nine games. **2003:** Represented Finland at the World Junior Championships and scored two goals, five assists for seven points in six games with a +1 rating and six penalty minutes. **2002:** Played in the World Junior Championships and the World Under-18 Championships. **2001:** Played in the World Under-19 Championships.


STATISTICS													REGULAR SEASON					PLAYOFFS				
SEASON	CLUB	LEA	GP	G	A	PTS	PIM	PP	SH	GW	+/-	GP	G	A	PTS	PIM	+/-					
2001-02	Jokerit Helsinki	FNL	28	2	2	4	4	-	-	-	-	6	6	2	8	20						
2002-03	Jokerit Helsinki	FNL	38	3	3	6	4	-	-	-	-	2	0	0	0	0	-					
2003	Finland	WJC	7	2	4	6	6	-	-	-	-	-	-	-	-	-	-					
2003-04	NY ISLANDERS	NHL	18	1	1	2	4	0	1	0	-4	-	-	-	-	-	-					
	Jokerit Helsinki	FNL	20	2	2	4	18	-	-	-	-	3	1	1	2	0	2					
	Bridgeport	AHL	-	-	-	-	-	-	-	-	-	7	2	3	5	10	-1					
2004	Finland	WJC	7	1	3	4	2	-	-	-	-	-	-	-	-	-	-					
2004-05	Bridgeport	AHL	61	15	14	29	69	5	1	3	+1	-	-	-	-	-	-					
2005-06	NY ISLANDERS	NHL	28	4	5	9	20	0	0	1	-11	-	-	-	-	-	-					
	Bridgeport	AHL	55	25	22	47	112	7	4	3	+4	7	0	2	2	24	-2					
2006	Finland	WC	9	2	1	3	4	-	-	-	-	-	-	-	-	-	-					
2006-07	Yaroslavl	RUS	9	1	4	5	26	-	-	-	-	-	-	-	-	-	-					
	Frolunda	SEL	36	16	17	33	80	9	-	-	-	-	-	-	-	-	-					
2007-08	NY ISLANDERS	NHL	78	10	12	22	62	1	0	1	-3	-	-	-	-	-	-					
2008-09	NY ISLANDERS	NHL	59	15	9	24	64	0	4	5	-2	-	-	-	-	-	-					
	NY ISLANDERS TOTALS		183	30	27	57	150	1	5	7	-20	-	-	-	-	-	-					
	NHL TOTALS		183	30	27	57	150	1	5	7	-20	-	-	-	-	-	-					

VS. NHL																	
OPPONENT	GP	G	A	PTS	PIM		OPPONENT	GP	G	A	PTS	PIM					
Anaheim	2	0	0	0	0		Montreal	10	1	1	2	2					
Atlanta	9	3	3	6	12		Nashville	3	0	0	0	4					
Boston	7	0	1	1	6		New Jersey	15	7	4	11	6					
Buffalo	8	2	1	3	25		NY Islanders	-	-	-	-	-					
Calgary	3	0	0	0	0		NY Rangers	13	2	2	4	17					
Carolina	8	2	0	2	8		Ottawa	8	2	1	3	6					
Chicago	0	0	0	0	0		Philadelphia	19	2	4	6	14					
Colorado	2	0	0	0	0		Phoenix	3	1	0	1	2					
Columbus	1	0	0	0	0		Pittsburgh	19	3	5	8	12					
Dallas	3	0	1	1	6		San Jose	2	0	1	1	0					
Detroit	1	0	0	0	0		St. Louis	1	1	0	1	0					
Edmonton	2	0	0	0	2		Tampa Bay	7	0	1	1	6					
Florida	8	1	0	1	2		Toronto	12	1	1	2	6					
Los Angeles	2	0	0	0	0		Vancouver	3	0	0	0	4					
Minnesota	2	1	0	1	0		Washington	10	1	1	2	8					

MILESTONES		SINGLE GAME HIGHS	
1ST NHL GAME:	2/14/09 at Toronto	GOALS	3
100TH NHL GAME:	10/9/03 at Washington	ASSISTS	2 (two times)
1ST NHL GOAL:	10/25/03 vs. Pittsburgh (SH - Caron)	POINTS	3 (two times)
1ST NHL ASSIST:	11/8/03 vs. Atlanta	PIM	15
1ST NHL HAT-TRICK:	3/7/09 vs. New Jersey	Last:	3/7/09 vs. New Jersey
		Last:	2/16/09 vs. Pittsburgh
		Last:	3/7/09 vs. New Jersey
		Last:	10/13/08 at Buffalo



**MARTIN BIRON**



## 43 MARTIN BIRON

GOALTENDER • 6-3, 180 • CATCHES LEFT • BORN 9.15.1977 IN LAC ST. CHARLES, QC

**TRANSACTIONS:** Selected by the Buffalo Sabres 16th overall in the 1995 NHL Entry Draft. Traded to the Philadelphia Flyers on February 27, 2007 for a second round pick in the 2007 NHL Entry Draft. Signed by the Flyers to a two-year contract extension on March 27, 2007. Signed by the Islanders as a free agent on July 22, 2009.

**LAST SEASON:** Finished the season with a 29-19-5 record leading the Flyers to the Stanley Cup Playoffs and a first round matchup with the Pittsburgh Penguins...Post two shut-outs during the season.

**CAREER: 2007-08:** Winner of the Toyota Cup as the Flyer who accumulated the most points associated with being selected as a "Star of the Game"...Recipient of the Yanick Dupre Class Guy Memorial Award presented annually to the Flyer who best illustrates character, dignity and respect for the sport both on and off the ice by the Philadelphia chapter of the Professional Hockey Writers' Association...Tied for sixth in the NHL in shutouts with five...Appeared in 18 of the final 20 games of the season (10-4-4 record) and in 20 of the final 23 games (10-4-5 record)...Was named First Star vs. Pittsburgh on April 6 after turning aside all 20 shots faced to post a 2-0 win...Was named First Star vs. New Jersey on April 4 after stopping all 22 shots faced to record 3-0 win...Was named Second Star vs. Anaheim on Feb. 2 after stopping all 27 shots faced to record 3-0 win...Posted an assist vs. Washington on Nov. 23, his first point as a Flyer...Was named First Star of the Week for week ending Oct. 21 after posting a 3-0-0 record, 0.66 GAA, .982 save percentage and two shutouts...Was named First Star vs. Carolina on Oct. 20 after stopping 42 of 44 shot faced to record 3-2 overtime win...Goal allowed vs. Carolina on Oct. 20 ended his shutout streak at 143:20 minutes...Was the first Flyers goaltender to record

shutouts in consecutive games since Brian Boucher (10/30/01 and 10/31/01)...Was named First Star vs. New Jersey on Oct. 18 after stopping all 38 shots faced to record 4-0 win...Was named First Star vs. Atlanta on Oct. 16 after stopping all 31 shots faced - his first shutout as a Flyer - to record 4-0 win.

**2006-07:** Registered a 6-8-2 record and 3.02 GAA in 16 games for the Flyers...Signed a two-year contract extension on March 27...Stopped 34 of 37 shots faced to record 4-3 overtime win at Boston on March 1, his first game as a Flyer...Posted a 12-4-1 record, 3.04 goals-against average and .899 save percentage in 19 games for the Sabres. **2005-06:** Won 13 straight starts from Nov. 15 through Dec. 17...Won 13th straight start in 4-3 win vs. Pittsburgh on December 17...Lost first game in 14 starts in a 4-1 loss at Florida on December 22...Runner up for NHL Defensive Player of the Week for four straight weeks (Nov. 21-27, Nov. 28-Dec. 4, Dec. 5-11 and Dec. 12-18). **2004-05:** Did not play due to the NHL lockout.

**2003-04:** Recorded 25th win of the year and 100th career win vs. Columbus on Mar. 29...Named NHL Defensive Player of the Week for October 20-26, posting a 3-0-0 record with a 1.92 GAA and .940 save percentage...Made 32 saves for a 3-1 win at Colorado on October 26 in his 200th career NHL game...Recorded 20th win of the season with a 6-0 shutout at Washington on March 10...Posted eight straight wins from Jan. 22 through Feb. 20, recording a 1.74 GAA and .943 save percentage...Runner-up for NHL Defensive Player of the Week for Jan. 26 through Feb. 1 recording a 3-0-0 record and a 1.00 GAA **2002-03:** Posted a team record three consecutive shutouts (at Phoenix on January 18, vs. Pittsburgh on January 21 and vs. Toronto on January 24), setting the franchise record with a shutout streak of 221:58, surpassing Dominik Hasek's record of 178:33...Had a career-high 48 saves in a 5-4 win over the New York Rangers on February 15 **2001-02:**



Finished the year with 31 wins and a 2.22 GAA (both tied for 10th in the NHL) and a .915 save percentage (tied for ninth in the NHL)...Appeared in 72 regular season games (2nd in the NHL) tying the Sabres' record (Dominik Hasek, 1997-98 and Don Edwards 1977-78)...Recorded 4,085 minutes (3rd all-time in Sabres' history) and 31 wins (tied for 5th all-time in Sabres' history)...Finished the season with a seven-game unbeaten streak, going 5-0-2. **2000-01:** Appeared in 18 games for Buffalo, recording a 2.55 GAA and a .909 save percentage...Posted a 3-1-0 record with a 1.00 GAA and .955 save percentage for the Sabres' AHL Affiliate, the Rochester Americans. **1999-00:** Finished tied for third in the NHL in shutouts (5), tying the Sabres' record for most shutouts by a rookie and tied for seventh all-time in NHL history for most shutouts by a rookie...Recorded first NHL shutout with a 4-0 win at Atlanta on November 19...Named NHL Player of the Week from Nov. 1-7...Went unbeaten, 6-0-0, with Rochester and was named AHL Goaltender of the Month for October. **1998-99:** Appeared in six games with the Sabres and 52 games with Rochester...Led the AHL in shutouts (6), save percentage (.930) and GAA (2.07)...Finished second in the AHL with 36

wins...Awarded the Aldege "Baz" Bastien Award as the top goaltender in the AHL with a 36-13-3 record, 2.07 GAA and .930 save percentage... Shared the Harry "Hap" Holmes Award with Tom Draper for the fewest goals against in a season (172, 108-Biron, 60-Draper, 4-Roloson)...Set the all-time AHL record for save percentage in a season (.930)...Named AHL First Team All-Star. **1997-98:** Led the AHL with five shutouts, posting a 14-18-6 record...1995-96: Made his NHL debut at Pittsburgh on December 26, becoming the fourth-youngest goalie to appear in an NHL game (18 years, 133 days). **JUNIOR:** Amateur Career: Spent parts of three seasons with Beauport in the Quebec Major Junior Hockey League...Traded from Beauport to Hull in 1996...With Hull, he finished with the lowest GAA in the QMJHL (2.65)...Led the QMJHL in games played (19) and wins (12) in the playoffs in 1995-96...Named to Canadian Major Junior All-Star First Team and awarded the Canadian Major Junior Goaltender of the Year.

**FAMILY:** Martin and his wife Anne Marie reside in Clarence, NY in the off-season with their son Jacob and their two daughters Grace Anne and Emily Marie.

STATISTICS											REGULAR SEASON							PLAYOFFS						
SEASON	CLUB	LEA	GP	MIN	GA	SO	GAA	REC	SOG	SV	SV%	GP	MIN	GA	SO	GAA	REC							
1994-95	Beauport-Harfangs	QMJHL	56	3193	132	3	2.48	29-16-9	N/A	N/A	N/A	16	900	37	4	2.47	8-7							
1995-96	Beauport-Harfangs	QMJHL	55	3201	152	1	2.85	29-17-7	-	1330	.897	19	1134	64	0	3.39	12-7							
	BUFFALO	NHL	3	119	10	0	5.05	0-2-0	64	54	.844	-	-	-	-	-	-							
1996-97	Beauport-Harfangs	QMJHL	18	928	61	1	3.94	6-9-1	583	522	.895	-	-	-	-	-	-							
1997-98	Canada	WJC-A	1	1	0	0	0.00	0-0-0	-	-	-	-	-	-	-	-	-							
	Hull	QMJHL	16	974	43	2	2.65	11-4-1	504	461	.915	6	325	19	0	3.51	3-1							
	South Carolina	ECHL	2	86	3	0	2.09	0-1-1	42	39	.929	-	-	-	-	-	-							
1998-99	Rochester	AHL	41	2312	113	5	2.93	14-18-6	1220	1107	.907	4	239	16	0	4.01	1-3							
	BUFFALO	NHL	6	281	10	0	2.14	1-2-1	120	110	.917	-	-	-	-	-	-							
1999-00	Rochester	AHL	52	3129	108	6	2.07	36-13-3	1532	1424	.930	20	12	8	1	2.16	12-8							
	BUFFALO	NHL	41	2229	90	5	2.42	19-18-2	988	898	.909	-	-	-	-	-	-							
2000-01	Rochester	AHL	6	344	12	1	2.09	6-0-0	158	146	.924	-	-	-	-	-	-							
	BUFFALO	NHL	18	918	39	2	2.55	7-7-1	427	388	.909	0	0	0	0	0.00	0-0-0							
2001-02	Rochester	AHL	4	239	4	1	1.00	3-1-0	88	84	.955	-	-	-	-	-	-							
	BUFFALO	NHL	72	4085	151	4	2.22	31-28-10	1781	1630	.915	-	-	-	-	-	-							
2002-03	BUFFALO	NHL	54	3170	135	4	2.56	17-28-6	1468	1333	.908	-	-	-	-	-	-							
2003-04	BUFFALO	NHL	52	2972	125	2	2.52	26-18-5	1442	1317	.913	-	-	-	-	-	-							
2005-06	BUFFALO	NHL	35	1934	93	1	2.89	21-8-3	980	887	.905	-	-	-	-	-	-							
2006-07	BUFFALO	NHL	19	1066	54	0	3.04	12-4-1	533	479	.899	-	-	-	-	-	-							
	PHILADELPHIA	NHL	16	935	47	0	3.02	6-8-2	509	462	.908	-	-	-	-	-	-							
2007-08	PHILADELPHIA	NHL	62	3539	153	5	2.59	30-20-9	1865	1712	.918	17	1049	52	1	2.97	9-8-0							
2008-09	PHILADELPHIA	NHL	55	3177	146	2	2.76	29-19-5	1718	1572	.915	6	375	16	1	2.56	2-4							
	NHL TOTALS		433	24,424	1053	25	2.59	199-162-45	11,895	10,842	.911	23	1423	68	2	2.87	11-12							



# VS. NHL

OPPONENT	GP	REC	SO	GA	GAA
Anaheim	8	8-0-0	3	11	1.36
Atlanta	16	6-9-0	3	49	3.19
Boston	31	12-12-3	1	74	2.66
Buffalo	9	6-2-1	1	28	3.15
Calgary	6	2-3-0	0	14	2.49
Carolina	18	9-4-3	1	42	2.51
Chicago	6	2-2-1	0	18	3.24
Colorado	9	5-4-0	0	25	2.76
Columbus	4	1-2-2	0	7	1.73
Dallas	9	6-3-0	0	24	2.69
Detroit	4	1-2-0	0	10	3.24
Edmonton	6	0-5-0	0	18	3.74
Florida	19	7-11-1	0	45	2.65
Los Angeles	5	4-0-0	1	9	2.04
Minnesota	5	3-2-0	0	10	2.01

OPPONENT	GP	REC	SO	GA	GAA
Montreal	23	13-8-0	2	48	2.22
Nashville	6	3-2-1	1	12	2.13
New Jersey	26	8-12-4	2	68	2.97
NY Islanders	25	20-4-1	2	48	1.93
NY Rangers	26	11-8-5	0	57	2.52
Ottawa	28	13-9-3	2	76	2.85
Philadelphia	13	8-3-2	0	21	1.68
Phoenix	9	3-4-1	1	20	2.38
Pittsburgh	32	13-14-5	2	87	2.88
San Jose	6	2-2-1	0	10	1.80
St. Louis	8	0-6-1	0	22	2.95
Tampa Bay	18	9-7-2	0	47	2.59
Toronto	29	11-11-5	1	77	2.82
Vancouver	8	3-3-1	0	22	2.85
Washington	21	10-8-3	1	54	2.58

## MILESTONES

1ST NHL GAME: 12/26/95 at Pittsburgh  
 1ST NHL WIN: 3/5/99 vs. Dallas  
 1ST NHL SHUTOUT: 11/19/99 at Atlanta

## CAREER HIGHS


APPEARANCES / SEASON 72 2001-02  
 WINS / SEASON 31 2001-02  
 SHUTOUTS / SEASON 5 1999-2000, 2007-08  
 MINUTES / SEASON 4,085 2001-02

## SCORING

SEASON	TEAM	G	A	PTS	PIM
1995-96	BUFFALO SABRES	0	0	0	0
1998-99	BUFFALO SABRES	0	0	0	0
1999-00	BUFFALO SABRES	0	0	0	6
2000-01	BUFFALO SABRES	0	0	0	0
2001-02	BUFFALO SABRES	0	1	1	8
2002-03	BUFFALO SABRES	0	1	1	12
2003-04	BUFFALO SABRES	0	2	2	10
2005-06	BUFFALO SABRES	0	1	1	10
2006-07	BUFFALO SABRES	0	0	0	25
	PHILADELPHIA FLYERS	0	0	0	0
2007-08	PHILADELPHIA FLYERS	0	1	1	8
2008-09	PHILADELPHIA FLYERS	0	4	4	0



**BLAKE COMEAU**



## 57 BLAKE COMEAU

RIGHT WING • 6-1, 207 • SHOOTS RIGHT • BORN 2.18.1986 IN MEADOW LAKE, SK

**TRANSACTIONS:** Selected by the Islanders in the second round (47th overall) of the 2004 NHL Entry Draft.

**LAST SEASON:** Established new career highs in games played (53), assists (18), points (25), average time on ice (16:16) and shots (78)...Recorded points in career-high six straight games from Mar. 2-Mar. 12 (3-5-8)...Played in 100th NHL/Islanders game on Mar. 21 at Ottawa...Recorded four goals and 15 assists for 19 points in 19 games with the Bridgeport Sound Tigers (AHL).

**CAREER: 2007-08:** Appeared in 51 games after being called up from the Sound Tigers (AHL) on December 19...Scored first NHL goal (the game-winner) on December 21 at Pittsburgh and also added an assist for his first multi-point game in the same contest (1-1-2) for his first NHL multi-point game...Registered a goal and an assist on January 22 at Carolina...Seven of his eight goals came on the road. **2006-07:** Made NHL debut on Dec. 7 vs. Montreal... Played in three games with the Islanders and went scoreless...Finished sixth on the Sound Tigers (AHL) in scoring with 43 points despite playing in only 61 games...Ranked third in Bridgeport with 31 assists.

**JUNIOR: 2005-06:** Selected to the WHL's 2006 Western Conference First All-Star team...Finished 13th in Western Hockey League scoring with 74 points...Finished tied for second in assists in the WHL with 53...Was an alternate captain for the Kelowna Rockets (WHL)...Finished the regular season as

Kelowna's second leading scorer...Led the team in assists and finished fourth on the team in goals with 21...Led the Rockets with a 1.23 goals per game rating...Signed a three-year entry level contract with the Islanders on March 22, 2006. **2004-05:** Finished fifth on Kelowna in scoring with 47 points...Finished second on the team with 108 penalty minutes...Placed third on the team in playoff scoring with 18 points. **2003-04:** Member of Kelowna's Memorial Cup Championship team...Recorded a career-high 123 penalty minutes during the regular season. **2002-03:** Finished tied for second among Kelowna rookies in scoring with 23 points.

**INTERNATIONAL: 2006:** Represented Canada at the World Junior Championships in Vancouver, where he helped lead the team to the Gold Medal...Had three goals and four assists for seven points in six games and led Canada in scoring...Was an alternate captain for Team Canada.

# STATISTICS REGULAR SEASON PLAYOFFS

SEASON	CLUB	LEA	GP	G	A	PTS	PIM	PP	SH	GW	+/-	GP	G	A	PTS	PIM	+/-
2001-02	Saskatoon	SMHL	42	27	33	60	72	-	-	-	-	-	-	-	-	-	-
	Kelowna	WHL	3	0	0	0	4	-	-	-	-	-	-	-	-	-	-
2002-03	Kelowna	WHL	54	5	18	23	77	0	0	-	+11	19	2	1	3	2	-
2003-04	Kelowna	WHL	71	10	23	33	123	1	1	-	+13	17	4	2	6	23	-
2004-05	Kelowna	WHL	65	24	23	47	108	7	3	-	+10	24	6	12	18	34	-
2005-06	Kelowna	WHL	60	21	53	74	85	7	1	-	+15	12	4	9	13	22	+5
	Bridgeport	AHL	-	-	-	-	-	-	-	-	-	7	0	3	3	0	Even
2006	Canada	WJC	6	3	4	7	8	-	-	-	-	-	-	-	-	-	-
2006-07	NY ISLANDERS	NHL	3	0	0	0	0	0	0	0	EVEN	-	-	-	-	-	-
	Bridgeport	AHL	61	12	31	43	46	4	2	1	-8	-	-	-	-	-	-
2007-08	NY ISLANDERS	NHL	51	8	7	15	22	1	0	1	+1	-	-	-	-	-	-
	Bridgeport	AHL	31	4	15	19	30	1	0	1	-9	-	-	-	-	-	-
2008-09	NY ISLANDERS	NHL	53	7	18	25	32	2	0	0	-17	-	-	-	-	-	-
	Bridgeport	AHL	19	4	15	19	22	0	0	1	+4	2	0	0	0	0	+1
	NY ISLANDERS TOTALS		107	15	25	40	54	3	0	1	-16	-	-	-	-	-	-
	NHL TOTALS		107	15	25	40	54	3	0	1	-16	-	-	-	-	-	-

## VS. NHL

OPPONENT	GP	G	A	PTS	PIM	OPPONENT	GP	G	A	PTS	PIM
Anaheim	2	0	0	0	4	Montreal	6	1	2	3	4
Atlanta	5	0	1	1	0	Nashville	1	0	0	0	0
Boston	3	0	0	0	2	New Jersey	9	3	2	5	2
Buffalo	3	0	0	0	10	NY Islanders	-	-	-	-	-
Calgary	2	0	0	0	0	NY Rangers	8	3	3	6	2
Carolina	6	1	3	4	4	Ottawa	4	0	2	2	0
Chicago	1	0	2	2	0	Philadelphia	9	2	1	3	2
Colorado	2	0	1	1	0	Phoenix	2	0	1	1	0
Columbus	1	0	0	0	0	Pittsburgh	9	1	1	2	0
Dallas	0	0	0	0	0	San Jose	2	0	0	0	0
Detroit	1	0	0	0	0	St. Louis	0	0	0	0	0
Edmonton	2	1	0	1	0	Tampa Bay	5	0	2	2	4
Florida	7	1	1	2	0	Toronto	7	1	2	3	2
Los Angeles	2	0	0	0	2	Vancouver	1	1	0	1	0
Minnesota	2	0	0	0	12	Washington	5	0	0	0	4


## MILESTONES

- 1ST NHL GAME: 12/7/06 vs. Montreal  
 100TH NHL GAME: 3/21/08 at Ottawa  
 1ST NHL GOAL: 12/21/07 at Pittsburgh (Sabourin)  
 1ST NHL ASSIST: 12/21/07 at Pittsburgh


## SINGLE GAME HIGHS

- GOALS 1 (fifteen times) Last: 3/10/09 at Toronto  
 ASSISTS 2 (three times) Last: 3/15/09 at Chicago  
 POINTS 2 (six times) Last: 3/15/09 at Chicago  
 PIM 10 Last: 2/28/09 vs. Buffalo

RICK DIPIETRO



**RICK DIPIETRO**



## 39 RICK DIPIETRO

GOALTENDER • 6-1, 210 • CATCHES RIGHT • BORN 9.19.1981 IN WINTHROP, MA

**TRANSACTIONS:** Became the first goaltender in Draft history to be selected first overall when chosen by the Islanders in the 2000 NHL Draft.

**LAST SEASON:** Moved into sole possession of first place on the Islanders' all-time franchise list for points by a goaltender with an assist (14th of his career) on Dec. 26 vs. Toronto...Missed 27 games from Oct. 27-Dec. 23 recovering from knee surgery...Missed final 41 games of the season with swelling in the knee.

**CAREER: 2007-08:** Recorded his 100th NHL victory on November 19 at the NY Rangers...Tied a career-high by starting 18 consecutive games from November 13 through Nov. 29 (9-7-1 over this stretch)...Recorded three shutouts – November 1 vs. Tampa Bay (28 saves); November 16 at New Jersey (26); February 21 vs. Tampa Bay (32)...Named to and started in his first NHL All-Star game on Jan. 27 in Atlanta, stopping 15-of-16 shots in the first period and helping the East claim a 8-7 victory...Recorded sixth assist of the season on March 12 at Tampa Bay, breaking team record of five points and assists in a single season by an Islanders goaltender... Sixth assist was also the 13th of career, besting Bill Smith's previous Islanders record of 12...Missed 12 games due to injury: three due to a knee sprain and nine because of season-ending hip surgery on March 19.

**2006-07:** Finished sixth in the NHL with a save percentage of .919 and tied for sixth with five shutouts...Tied career-high in shutouts...Ranked first in NHL by making 28.4 saves per game (minimum 1,650 total saves)...Recorded his seventh career shutout (35 shots/saves) on Nov. 15 at Dallas, which is his career-high in saves in a shutout...Recorded back-to-back shutouts for second time in career (Dec. 23 vs. Columbus and Dec. 26

vs. NY Rangers)...Recorded a career-best shutout streak of 156:30 [Dec. 22 at Carolina (Scott Walker - 1:42/3rd period) through Dec. 27 at Ottawa (Mike Fischer - 18:12/1st period)]...Recorded career-best home shutout streak of 191:04 [Dec. 9 vs. Florida (Ruslan Salei - 19:17/3rd period, game went through overtime) through Dec. 30 vs. New Jersey (Brian Rafalski - 5:21/1st period)]...Named the NHL's Second Star of the Month for February...Made a career-high and franchise record 56 saves on March 5 at NY Rangers...Became first Islanders goaltender to record two 30-win seasons on March 10 vs. Washington...Started a career-high 18 consecutive games (2.09 GAA, .934 Save %, a record of 10-7 - including 1 SO, 3 OTL, 0 SOW, 1 SOL, 1 ND) starting on Feb. 3 at Montreal with last start on March 13 at Montreal...Did not finish last game due to concussion... Played in 200th NHL game on March 10 vs. Washington... Set a new career-high with 31st victory of season on March 22 vs. Pittsburgh...Tied franchise single-season record with 32nd victory of season on March 24 at Philadelphia...Missed last seven games of season with a concussion.

**2005-06:** Seventh in the NHL in saves with 1,617, games played by a goaltender with 63 and minutes played with 3,571:35...Tied for the league lead in penalty minutes for a goaltender with 28...Co-led the NHL in shootout wins with eight...Became the third Islanders goaltender and youngest in franchise history to reach 30 wins in a single season vs. Pittsburgh on April 15...Recorded only assist of season at Buffalo on Oct. 5...Stopped all three shooters for his and the franchise's first shootout win at NY Rangers on Oct. 19...Played in 100th NHL game vs. Ottawa on Nov. 25th...Recorded 50th career win on March 7 vs. New Jersey...Named Defensive Player of the Week for the period ending March 12...Set new personal NHL winning and unbeaten streak of six games from



March 2 -March 14 (6-0-0). **2003-04:** Recorded back-to-back shutouts March 21 vs. Tampa Bay and March 23 vs. Washington, tying the team record for consecutive shutouts...Made a career-high 45 saves in a 3-1 win at Anaheim March 12...Named runner-up for Defensive Player of the Week for the week of Jan. 26...Notched first career shutout, recording 13 saves on Oct. 11 at Buffalo. **2002-03:** Ranked third in the AHL with a 2.14 GAA. ...Started on AHL PlanetUSA All-Star Team...Went 9-0-5 for a 14-game unbeaten streak with the Sound Tigers...Sixth in the AHL with a 2.01 postseason GAA. **2001-02:** Led the AHL with 30 wins...Named the Sound Tigers' "Fan Favorite" award recipient...Started for PlanetUSA All-Star Team. **2000-01:** Made NHL debut on Jan. 27 vs. Buffalo, stopping 29 shots and recording an assist in a 2-1 loss...Became youngest goaltender to make NHL debut with the Islanders and seventh in NHL history to record a point in his NHL debut...Recorded first win on Feb. 16 at Edmonton stopping 24-of-26 shots.

**PLAYOFFS: 2007:** Returned to the line-up for Game Two of the ECQF at Buffalo and recorded a win. **2004:** Became the third-youngest Islanders goaltender to start a game in Game One of the ECQF vs. Tampa Bay...Posted first postseason shutout in Game Two, stopping 22 shots. **2003:** Made NHL playoff debut in relief in Game Two vs. Toronto.

**COLLEGE:** Hockey East Rookie of the Year (1999-00) and named to the All-Rookie Team...Second Team All-Hockey East...Team Co-MVP...MVP in New England and NE Rookie of the Year...Won Kevin Mutch Award as MVP of the BU vs. BC series, awarded Beanpot MVP & Eberly Trophy as the tournament's top goalie and set tournament two-game records for highest save percentage (.984) and lowest GAA (0.50)...Named to NCAA East Regional All-Tournament Team.

**INTERNATIONAL: 2006:** Appeared in his first Olympics representing the United States at Torino...Started in last four games for the U.S. **2005:** Started for the U.S. at the World Championships & played four games. **2004:** Played in one game at the World Cup of Hockey and won. **2001:** Played three games at the World Championships, where the U.S. finished fourth...Posted a 5-1 record & was second among goaltenders with a 1.33 GAA at the World Junior Championships. **2000:** Played on the World Junior Championship team. **1999:** Represented the U.S. at the World Junior Championships, was awarded Most Outstanding Goaltender & named to the All-Tournament Team...Won a gold medal at the Five Nations Cup. **1998:** Won a silver medal at the World U-18 Hockey Challenge.

STATISTICS REGULAR SEASON														PLAYOFFS			
SEASON	CLUB	LEA	GP	MIN	GA	SO	GAA	REC	SOG	SV	SV%	GP	MIN	GA	SO	GAA	REC
1997-98	US JR Nt'l	USHL	3	117	8	0	4.09	0-2-0	-	62	.886	-	-	-	-	-	-
1998-99	US JR Nt'l	USHL	30	1,733	67	3	2.32	22-6-1	-	656	.907	-	-	-	-	-	-
1999-00	Boston University	NCAA	30	1,791	73	1	2.45	18-5-5	-	770	.913	-	-	-	-	-	-
2000-01	NY ISLANDERS	NHL	20	1,083	63	0	3.49	3-15-1	515	452	.878	-	-	-	-	-	-
	Chicago	IHL	14	778	44	0	3.39	4-5-2	368	324	.880	-	-	-	-	-	-
2001-02	Bridgeport	AHL	59	3,472	134	4	2.32	30-22-7	1541	1407	.913	20	1270	45	3	2.13	12-8
2002-03	NY ISLANDERS	NHL	10	585	29	0	2.97	2-5-2	273	244	.894	1	15	0	0	0.00	0-0
	Bridgeport	AHL	34	2,044	73	3	2.14	16-10-8	956	883	.924	5	299	10	1	2.01	2-3
2003-04	NY ISLANDERS	NHL	50	2,843	112	5	2.36	23-18-5	1261	1149	.911	5	302	11	0	2.18	1-4
2004	United States	WCH	1	60	1	0	1.00	1-0-0	-	-	-	-	-	-	-	-	-
2005-06	NY ISLANDERS	NHL	63	3,572	180	1	3.02	30-24-5	1797	1617	.900	-	-	-	-	-	-
2006	United States	OLY	4	-	9	0	2.28	1-3	-	-	-	-	-	-	-	-	-
2006-07	NY ISLANDERS	NHL	62	3,626	156	5	2.58	32-19-9	1917	1761	.919	4	236	13	0	3.31	1-3
2007-08	NY ISLANDERS	NHL	63	3,707	174	3	2.82	26-28-7	1779	1605	.902	-	-	-	-	-	-
2008-09	NY ISLANDERS	NHL	5	256	15	0	3.52	1-3-0	139	124	.892	-	-	-	-	-	-
NY ISLANDERS TOTALS			273	15,674	729	14	2.79	117-112-29	7681	6952	.905	10	554	13	1	2.60	2-7
NHL TOTALS			273	15,674	729	14	2.79	117-112-29	7681	6952	.905	10	554	13	1	2.60	2-7



## VS. NHL

OPPONENT	GP	REC	SO	GA	GAA
Anaheim	3	2-1-0-0	0	5	1.67
Atlanta	12	6-3-1-1	2	28	2.49
Boston	14	6-5-2-1	1	32	2.24
Buffalo	16	7-7-0-1	1	41	2.68
Calgary	2	2-0-0-0	0	6	2.88
Carolina	15	5-8-0-1	0	47	3.43
Chicago	3	3-0-0-0	0	5	1.65
Colorado	3	1-0-1-1	0	7	2.25
Columbus	3	1-1-0-1	1	5	1.64
Dallas	4	2-1-0-1	1	5	1.64
Detroit	3	1-1-0-1	0	10	3.28
Edmonton	4	3-1-0-0	0	10	2.45
Florida	14	6-6-0-1	0	39	2.82
Los Angeles	2	0-1-1-0	0	5	2.40
Minnesota	4	2-1-0-1	0	11	2.75

OPPONENT	GP	REC	SO	GA	GAA
Montreal	15	4-9-0-0	0	33	2.63
Nashville	0	0-0-0-0	0	0	0.00
New Jersey	23	11-9-1-2	1	52	2.27
NY Islanders	0	0-0-0-0	0	0	0.00
NY Rangers	25	10-12-0-2	1	74	3.10
Ottawa	11	4-6-0-0	0	34	3.38
Philadelphia	18	7-11-0-0	1	52	2.95
Phoenix	5	2-2-1-0	0	17	3.60
Pittsburgh	19	9-8-0-1	0	63	3.41
San Jose	3	1-2-0-0	0	9	3.35
St. Louis	5	2-2-0-1	0	15	3.00
Tampa Bay	15	5-6-0-3	3	39	2.71
Toronto	11	5-3-1-0	0	35	3.45
Vancouver	5	1-3-0-1	0	17	3.78
Washington	16	9-3-0-1	2	29	1.98

## MILESTONES

1ST NHL GAME: 1/27/01 vs. Buffalo  
 1ST NHL WIN: 2/16/01 at Edmonton  
 1ST NHL SHUTOUT: 10/11/03 at Buffalo  
 200TH NHL GAME: 3/10/07 vs. Washington  
 100TH NHL WIN: 11/19/07 at NY Rangers  
 1ST NHL ASSIST: 1/27/01 vs. Buffalo

## SCORING

SEASON	TEAM	G	A	PTS	PIM
2000-01	NY ISLANDERS	0	2	2	6
2002-03	NY ISLANDERS	0	0	0	2
2003-04	NY ISLANDERS	0	2	2	22
2005-06	NY ISLANDERS	0	1	1	28
2006-07	NY ISLANDERS	0	2	2	24
2007-08	NY ISLANDERS	0	6	6	18
2008-09	NY ISLANDERS	0	2	2	2

## CAREER HIGHS

SAVES	56	3/5/07 at NY Rangers
WIN STREAK	6	3/2/06 - 3/14/06 (6-0-0)
UNBEATEN STREAK	6	3/2/06 - 3/14/06 (6-0-0)
CONSECUTIVE STARTS	18	2/3/07 - 3/12/07 (10-3-4)
APPEARANCES / SEASON	63	2005-06
WINS / SEASON	32	2006-07
SHUTOUTS / SEASON	5	2003-04, 2006-07
MINUTES / SEASON	3,626	2006-07

BRUNO GERVAIS



**BRUNO GERVAIS**



# 8 BRUNO GERVAIS

DEFENSEMAN • 6-0, 188 • SHOOTS RIGHT • BORN 10.3.1984 IN LONGUEUIL, QC

**TRANSACTIONS:** Selected by the Islanders in the sixth round (182nd overall) of the 2003 NHL Entry Draft.

**LAST SEASON:** Established new career highs in games played (69), assists (16), points (19) and average time on ice (21:35)...Tied career high with three goals...Had career-high +4 rating on Feb. 26 vs. Toronto...Played in 200th NHL/Islanders game on Mar. 28 vs. Philadelphia...Tied career high with two assists on Apr. 4 vs. Tampa Bay...Scored first goal since Apr. 18, 2006 (a span of 160 games), which was also the first game-winning goal of his career, on Mar. 2 vs. Colorado.

**CAREER: 2007-08:** Appeared in 60 games, scoring 13 points (13 assists)...Missed 21 games due to injury, including the last 15 due to a concussion and thigh contusion. **2006-07:** Missed a total of 31 games with an ankle injury, including the final 24 of the regular season...In 51 games with the Islanders he recorded six assists...Was scoreless in three games with the Bridgeport Sound Tigers (AHL) during a reconditioning assignment...Made roster out of training camp for the first time in his career. **2005-2006:** Split season between the Islanders and the Sound Tigers ... Played in 27 games with the Islanders registering seven points (3 goals & 4 assists)...Made Islanders and NHL debut Dec. 4 at Detroit and saw 4:04 minutes of ice time during four shifts ... Tallied his first NHL assist on Jan. 19 at Carolina...Scored his first NHL goal March 19 at Tampa Bay (John Grahame)...Registered first two-point NHL game (one goal, one assist) including a power play goal on March 25 vs. Atlanta...Power play tally was first of his NHL career...First among Sound Tiger defensemen and sixth on the team in points with 41 in only 55 games...Led all Sound Tiger defensemen in goals (16) and assists (25)...Led the

Sound Tigers and ranked second among AHL defensemen in goals scored with 16. **2004-05:** Made his professional debut with the Sound Tigers...Finished fifth on the team in scoring with 34 points and fourth in assists with 22...Finished second among Bridgeport defensemen in goals (8), assists (22) and points (30).

**PLAYOFFS: 2007:** Made his NHL Playoff debut in Game One of ECQF at Buffalo on April, 12...Scored his first NHL playoff goal in Game Two of ECQF at Buffalo on April 14. **2006:** Appeared in all seven games for the Sound Tigers in their first round series versus Wilkes-Barre/Scranton and led all Sound Tiger defensemen in points with three. **2003:** Led all Acadie-Bathurst defensemen in scoring with eight points.

**JUNIOR: 2003-04** Played in only 23 games for Acadie-Bathurst of the QMJHL and missed majority of season recovering from knee surgery suffered on Dec. 12, 2003 while in training camp for Team Canada's National Junior team. **2002-03:** Finished tied for fifth on Acadie-Bathurst in scoring with 50 points...Led all QMJHL defensemen in goals scored with 22...Ranked fifth in the league among defensemen in scoring...Named to the QMJHL Second All-Star Team...Finished the season with a +47 rating and recorded 17 power play goals. **2001-02:** Made QMJHL debut with Acadie-Bathurst...Ranked third among team defensemen in points with 16.

## STATISTICS REGULAR SEASON PLAYOFFS

SEASON	CLUB	LEA	GP	G	A	PTS	PIM	PP	SH	GW	+/-	GP	G	A	PTS	PIM	+/-
2001-02	Acadie-Bathurst	QMJHL	65	4	12	16	42	1	0	2	-15	16	3	2	5	8	13
2002-03	Acadie-Bathurst	QMJHL	72	22	28	50	73	17	0	-	+47	11	3	5	8	14	0
2003-04	Acadie-Bathurst	QMJHL	23	4	6	10	28	3	0	-	-6	-	-	-	-	-	-
2004-05	Bridgeport	AHL	76	8	22	30	58	4	2	1	Even	-	-	-	-	-	-
2005-06	NY ISLANDERS	NHL	27	3	4	7	8	1	0	0	-1	-	-	-	-	-	-
	Bridgeport	AHL	55	17	25	42	70	9	1	2	+5	7	1	2	3	0	-5
2006-07	NY ISLANDERS	NHL	51	0	6	6	28	0	0	0	-10	5	1	1	2	2	-2
	Bridgeport	AHL	3	0	0	0	6	0	0	0	-2	-	-	-	-	-	-
2007-08	NY ISLANDERS	NHL	60	0	13	13	34	0	0	0	-5	-	-	-	-	-	-
2008-09	NY ISLANDERS	NHL	69	3	16	19	33	0	0	0	-15	-	-	-	-	-	-
	NY ISLANDERS TOTALS		207	6	39	45	103	1	0	1	-31	5	1	1	2	2	-2
	NHL TOTALS		207	6	39	45	103	1	0	1	-31	5	1	1	2	2	-2

## VS. NHL

OPPONENT	GP	G	A	PTS	PIM	OPPONENT	GP	G	A	PTS	PIM
Anaheim	3	0	0	0	2	Montreal	10	0	1	1	2
Atlanta	9	1	2	3	4	Nashville	2	0	0	0	0
Boston	10	0	2	2	4	New Jersey	17	0	1	1	6
Buffalo	10	0	2	2	6	NY Islanders	-	-	-	-	-
Calgary	3	0	2	2	6	NY Rangers	17	0	1	1	6
Carolina	13	1	3	4	10	Ottawa	9	0	1	1	4
Chicago	3	0	1	1	2	Philadelphia	15	1	4	5	6
Colorado	2	1	1	2	0	Phoenix	4	0	2	2	2
Columbus	3	0	0	0	0	Pittsburgh	20	0	6	6	16
Dallas	3	0	1	1	0	San Jose	2	0	0	0	2
Detroit	2	0	0	0	0	St. Louis	2	0	2	2	0
Edmonton	3	0	0	0	2	Tampa Bay	10	1	3	4	2
Florida	11	0	0	0	6	Toronto	9	0	2	2	15
Los Angeles	3	0	0	0	0	Vancouver	3	0	0	0	0
Minnesota	2	1	0	1	0	Washington	7	0	1	1	2

## MILESTONES


1ST NHL GAME: 12/04/05 at Detroit  
 1ST NHL GOAL: 3/19/06 at Tampa Bay (Grahame)  
 1ST NHL ASSIST/POINT: 1/19/06 at Carolina  
 100TH NHL GAME: 11/28/07 vs. Ottawa  
 200TH NHL GAME: 3/28/09 vs. Philadelphia

## SINGLE GAME HIGHS

GOALS 1 (six times) Last: 3/25/09 vs. Minnesota  
 ASSISTS 2 (three times) Last: 4/4/09 vs. Tampa Bay  
 POINTS 2 (four times) Last: 4/4/09 vs. Tampa Bay  
 PIM 7 Last: 3/10/09 at Toronto



**JACK HILLEN**



## 38 JACK HILLEN

DEFENSEMAN • 5-11, 200 • SHOOTS LEFT • BORN 1.24.1986 IN MINNETONKA, MN

**TRANSACTIONS:** Signed by the Islanders as an undrafted free agent on April 1, 2008. Signed to a two-year contract extension on July 29, 2009.

**LAST SEASON:** Scored first NHL goal (Henrik Lundqvist) on Mar. 5 vs. NY Rangers...Recorded first career multi-point game on Mar. 7 vs. New Jersey...Recorded four goals and 13 assists for 17 points in 33 games with the Bridgeport Sound Tigers (AHL).

**CAREER: 2007-08:** Named the WCHA Defensive Player of the Year and the nation's top scoring blue-line specialist with 37 points (6g/31a) ... Was one six players in the country named by College Hockey News to its annual All-CHN First Team the first week of April ... The All-America defenseman and WCHA Defensive Player of the Year, who graduated with a bachelor's degree in economics ... Named to the 2008 ESPN The Magazine Academic All-America University Division At-Large All-District VII Team as selected by CoSIDA (College Sports Information Directors of America) ... Recipient of the WCHA's

prestigious Scholar Athlete Award in addition to earning a spot on the league's All-Academic Team ... Made his NHL debut against the New York Rangers on April 3rd ... Recorded his first NHL point against the Rangers on April 4th, an assist. **2006-07:** Played in 38 games for Colorado College and scored 15 points (7g/8a) ... Scored two game-winning and six power-play goals. **2005-06:** Tallied 13 points (4g/9a) in 42 games with the Tigers. **2004-05:** In his freshman year, recorded 11 points (2g/9a) in 30 games.

**JUNIOR: 2003-04:** Played one season with Tri-City (USHL), registering 12 goals and 32 assists for 44 points and 18 penalty minutes.

## STATISTICS REGULAR SEASON PLAYOFFS

SEASON	CLUB	LEA	GP	G	A	PTS	PIM	PP	SH	GW	+/-	GP	G	A	PTS	PIM	+/-
2004-05	Colorado College	NCAA	30	2	9	11	20	-	-	-	-	-	-	-	-	-	-
2005-06	Colorado College	NCAA	42	4	9	13	48	-	-	-	-	-	-	-	-	-	-
2006-07	Colorado College	NCAA	38	7	8	15	38	-	-	-	-	-	-	-	-	-	-
2007-08	Colorado College	NCAA	41	6	31	37	60	-	-	-	-	-	-	-	-	-	-
	<b>NY ISLANDERS</b>	<b>NHL</b>	<b>2</b>	<b>0</b>	<b>1</b>	<b>1</b>	<b>4</b>	<b>0</b>	<b>0</b>	<b>0</b>	<b>+1</b>	-	-	-	-	-	-
2008-09	<b>NY ISLANDERS</b>	<b>NHL</b>	<b>40</b>	<b>1</b>	<b>5</b>	<b>6</b>	<b>16</b>	<b>0</b>	<b>0</b>	<b>0</b>	<b>-9</b>	-	-	-	-	-	-
	Bridgeport	AHL	33	4	13	17	31	2	0	1	Even	5	0	2	2	2	Even
	<b>NY ISLANDERS TOTALS</b>		<b>42</b>	<b>1</b>	<b>6</b>	<b>7</b>	<b>20</b>	<b>0</b>	<b>0</b>	<b>0</b>	<b>-8</b>	-	-	-	-	-	-
	<b>NHL TOTALS</b>		<b>42</b>	<b>1</b>	<b>6</b>	<b>7</b>	<b>20</b>	<b>0</b>	<b>0</b>	<b>0</b>	<b>-8</b>	-	-	-	-	-	-

## VS. NHL

OPPONENT	GP	G	A	PTS	PIM	OPPONENT	GP	G	A	PTS	PIM
Anaheim	1	0	1	1	0	Montreal	2	0	0	0	2
Atlanta	0	0	0	0	0	Nashville	0	0	0	0	0
Boston	2	0	0	0	0	New Jersey	4	0	2	2	4
Buffalo	2	0	1	1	0	NY Islanders	-	-	-	-	-
Calgary	0	0	0	0	0	NY Rangers	5	1	1	2	6
Carolina	4	0	0	0	0	Ottawa	1	0	0	0	0
Chicago	1	0	0	0	0	Philadelphia	3	0	1	1	0
Colorado	1	0	0	0	0	Phoenix	1	0	0	0	0
Columbus	0	0	0	0	0	Pittsburgh	3	0	0	0	0
Dallas	0	0	0	0	0	San Jose	0	0	0	0	0
Detroit	1	0	0	0	0	St. Louis	0	0	0	0	0
Edmonton	0	0	0	0	0	Tampa Bay	3	0	0	0	4
Florida	2	0	0	0	0	Toronto	2	0	0	0	2
Los Angeles	1	0	0	0	0	Vancouver	0	0	0	0	0
Minnesota	1	0	0	0	2	Washington	2	0	0	0	0

## MILESTONES

**1ST NHL GAME:** 4/3/08 vs. NY Rangers

**1ST NHL GOAL:** 3/5/09 vs. NY Rangers (Lundqvist)

**1ST NHL ASSIST/POINT:** 4/4/08 at NY Rangers

## SINGLE GAME HIGHS

<b>GOALS</b>	1	3/5/09 vs. NY Rangers
<b>ASSISTS</b>	2	3/7/09 vs. New Jersey
<b>POINTS</b>	2	3/7/09 vs. New Jersey
<b>PIM</b>	2 (nine times)	<b>Last:</b> 3/25/09 vs. Minnesota



TRENT HUNTER



**TRENT HUNTER**



## 7 TRENT HUNTER

RIGHT WING • 6-3, 210 • SHOOTS RIGHT • BORN 7.5.1980 IN RED DEER, AB

**TRANSACTIONS:** Drafted by Anaheim with in the sixth round (150th overall) in the 1998 NHL Entry Draft. Traded from Anaheim to the Islanders for Columbus' fourth round choice (previously acquired for Chris Nielsen) in the 2000 NHL Entry Draft on May 23, 2000.

**LAST SEASON:** Tied career high with five power-play goals...Recorded 100th NHL/Islanders assist on Nov. 22 at Buffalo...Missed a total of 27 games due to five separate injuries.

**CAREER: 2007-08:** One of only two Islanders to appear in all 82 games...Set a career-high in assists with 29...Led Islanders in assists and tied for third in points with 41...Ranked fourth in the NHL in hits with 256...Played in 300th NHL game on February 9 at Minnesota. **2006-07:** Finished fifth in the NHL and second on the Islanders in hits with 246...Finished 17th in the NHL with 64 takeaways...Tied career-high of two goals three times for a career total of nine, last: Feb. 27 vs. Philadelphia...Named the recipient of the Bobby Nystrom Award...Played in his 200th NHL game on Jan. 1 at Buffalo...Scored his 100th NHL point on Jan. 4 at New Jersey...Missed five games with a sprained knee. **2005-06:** Finished fifth on the Islanders in scoring with 35 points...Second in the NHL and first on the Islanders in hits with 230...Converted five of nine shootout opportunities and finished tied for ninth in the NHL in shootout goals. **2003-04:** Named as a Finalist for the Calder Trophy, given to the league's top rookie...Named to NHL All-Rookie Team...Tied for the rookie goal scoring lead and co-led the Islanders...Led rookies with a +23 rating and was 12th overall in the NHL with 7 game-winning goals...Second among first-year players with 51 points on the year...Four-game goal and point streak from Nov. 1 - Nov. 8 (4 goals & 2 assists for 6 points)...Set a career high with three points Nov.

19 at Florida and tied the mark three times (Dec. 9 vs. Tampa Bay, Jan. 23 at Carolina, Feb. 11 at Dallas)...Finished with a team-best 15 multiple point games and five games with more than one goal...Team went 14-3-3-0 in games when he scored...Recorded two goals, including the first regular season score of his NHL career, Oct. 25 vs. Pittsburgh. **2002-03:** Played in eight games with the Islanders and recorded four assists...First NHL point and assist came on Jan. 7 vs. Pittsburgh...First multi-point/multi-assist game (two assists) came on Jan. 7 vs. Pittsburgh...Recorded two assists on Jan. 13 at Washington and posted a career-best +3 rating...Led the Bridgeport Sound Tigers (AHL) in goals (30), assists (41) and points (71) ... Finished 15th in the AHL in scoring...Finished third in the AHL in shots on goal with 264. **2001-02:** Led the regular-season AHL champion Sound Tigers in scoring with 30 goals and 35 assists and 65 points in 80 games...Finished with 8 power play goals with the Sound Tigers...Was one of just three players to see action in all 80 games for the Sound Tigers...Posted a team-best +27 rating on the year. **2000-01:** Made his professional debut with the Springfield Falcons (AHL).

**PLAYOFFS: 2007:** Played in all five games of the Islanders ECQF series versus Buffalo. **2004:** Played in all five games of the Islanders' ECQF series vs. Tampa Bay. **2002:** Tallied his first NHL assist in Game Six of the NHL playoffs vs. Toronto on April 28...Scored his first NHL goal in Game Five of the NHL playoffs against Toronto on April 26...Made his NHL debut in Game Four, logging 11:31 time on ice with four shots on goal and two penalty minutes.

**JUNIOR: 1999-00:** Led Prince George and finished fourth in the WHL with 46 goals in just 67 games...Seventh in the WHL and first on the team, posting 95 points (46 goals & 49 assists).

## STATISTICS REGULAR SEASON PLAYOFFS

SEASON	CLUB	LEA	GP	G	A	PTS	PIM	PP	SH	GW	+/-	GP	G	A	PTS	PIM	+/-
1997-98	Prince George	WHL	60	13	14	27	34	1	0	-	+3	8	1	0	1	4	-
1998-99	Prince George	WHL	50	18	20	38	34	2	0	-	+13	7	2	5	7	2	-
1999-00	Prince George	WHL	67	46	49	95	47	16	4	-	+21	13	7	15	22	6	7
2000-01	Springfield	AHL	57	18	17	35	14	6	0	3	-14	-	-	-	-	-	-
2001-02	Bridgeport	AHL	80	30	35	65	30	8	0	5	+27	17	8	11	19	6	12
	NY ISLANDERS	NHL	-	-	-	-	-	-	-	-	-	4	1	1	2	2	1
2002-03	Bridgeport	AHL	70	30	41	71	39	13	1	6	Even	9	7	4	11	10	1
	NY ISLANDERS	NHL	8	0	4	4	4	0	0	0	+4	-	-	-	-	-	-
2003-04	NY ISLANDERS	NHL	77	25	26	51	16	4	0	0	+16	5	0	0	0	4	-2
2004-05	Nykoping	SWE.2	24	9	6	15	53	-	-	-	-	-	-	-	-	-	-
2005-06	NY ISLANDERS	NHL	82	16	19	35	34	5	0	3	-9	-	-	-	-	-	-
2006-07	NY ISLANDERS	NHL	77	20	15	35	22	5	1	2	+5	5	3	0	3	0	1
2007-08	NY ISLANDERS	NHL	82	12	29	41	43	2	0	1	-17	-	-	-	-	-	-
2008-09	NY ISLANDERS	NHL	55	14	17	31	41	5	0	2	-8	-	-	-	-	-	-
	NY ISLANDERS TOTALS		381	87	110	197	160	21	1	15	-1	14	4	1	5	6	0
	NHL TOTALS		381	87	110	197	160	21	1	15	-1	14	4	1	5	6	0

## VS. NHL

OPPONENT	GP	G	A	PTS	PIM	OPPONENT	GP	G	A	PTS	PIM
Anaheim	4	2	1	3	2	Montreal	17	3	5	8	8
Atlanta	20	9	7	16	12	Nashville	3	0	0	0	0
Boston	18	7	5	12	16	New Jersey	36	6	9	15	31
Buffalo	20	3	7	10	2	NY Islanders	-	-	-	-	-
Calgary	5	2	3	5	0	NY Rangers	35	3	5	8	14
Carolina	18	3	7	10	2	Ottawa	18	3	6	9	6
Chicago	3	1	0	1	0	Philadelphia	33	6	9	15	17
Colorado	3	0	0	0	0	Phoenix	4	2	2	4	2
Columbus	5	2	3	5	2	Pittsburgh	34	10	10	20	14
Dallas	5	3	3	6	0	San Jose	4	0	2	2	2
Detroit	3	0	1	1	0	St. Louis	5	1	1	2	2
Edmonton	4	1	0	1	2	Tampa Bay	19	6	4	10	14
Florida	17	5	7	12	2	Toronto	18	5	2	7	0
Los Angeles	4	0	2	2	0	Vancouver	4	0	1	1	4
Minnesota	3	0	0	0	0	Washington	19	4	8	12	4

## MILESTONES

**1ST NHL GAME:** 10/10/02 at Buffalo

**1ST NHL GOAL:** 10/25/03 vs. Pittsburgh (Caron)

**1ST NHL ASSIST/POINT:** 1/7/03 vs. Pittsburgh

**100TH NHL GAME:** 11/8/05 at New Jersey

**200TH NHL GAME:** 1/1/07 at Buffalo

**300TH NHL GAME:** 2/9/08 at Minnesota

**100TH NHL POINT:** 1/4/07 at New Jersey

**100TH NHL ASSIST:** 11/22/08 at Buffalo

## SINGLE GAME HIGHS

<b>GOALS</b>	2 (ten times)	<b>Last:</b> 10/16/08 at Tampa Bay
<b>ASSISTS</b>	2 (ten times)	<b>Last:</b> 1/3/09 at San Jose
<b>POINTS</b>	3 (four times)	<b>Last:</b> 2/11/04 at Dallas
<b>PIM</b>	17	11/21/08 at New Jersey

TIM JACKMAN



**TIM JACKMAN**



## 28 TIM JACKMAN

RIGHT WING • 6-4, 210 • SHOOTS RIGHT • BORN 11.14.1981 IN MINOT, ND

**TRANSACTIONS:** Selected by the Columbus Blue Jackets in the second round (38th overall) in the 2001 NHL Entry Draft ... Traded to the Phoenix Coyotes from Columbus with Geoff Sanderson for Cale Hulse, Mike Rupp and Jason Chimera on October 8, 2005 ... Traded to the Los Angeles Kings from Phoenix for Yanick Lehoux on March 9, 2006 ... Signed by the Islanders to a one-year contract on 7/5/07... Signed by the Islanders to a one-year contract extension on June 2, 2008 ... Signed by the Islanders to a one-year contract extension on March 19, 2009.

**LAST SEASON:** Led the Islanders in penalty minutes (155) and hits (151)...Established new career highs in games played (69), goals (5), assists (7), points (12), penalty minutes (155) and shots on goal (99)...Named 2009 recipient of the Bob Nystrom Award...Scored first career shorthanded goal on Jan. 3 at San Jose...Played in 100th NHL game on Jan. 17 vs. New Jersey...Recorded career-high two assists on Mar. 20 at Carolina...Recorded six goals and one assist for seven points in 12 games with the Bridgeport Sound Tigers (AHL) at the start of the season.

**CAREER: 2007-08:** Played in 36 games with the Islanders, registering one goal and three assists to go along with 57 penalty minutes...Scored first goal as an Islander on Jan. 5 at Colorado ... Finished as the sixth leading scorer on the Sound Tigers with 36 points (15g/21a) only playing in 44 games. **2006-07:** Appeared in five games with Los Angeles, compiling ten penalty minutes...In 69 games with Manchester (AHL), recorded 19 goals and 14 assists for 33 points...Played in 16 playoff games for Manchester, notching three goals and three assists. **2005-06:** Collected 21 penalty minutes in eight games with Phoenix...Had 20 points (7-13-20) and 127 penalty minutes in 50 games with San Antonio (AHL)...Scored

two goals and added three assists for five points in 18 regular-season games with Manchester (AHL)... Appeared in seven playoff games with Manchester, recording three assists and 20 penalty minutes. **2004-05:** Recorded career highs in assists (21) and penalty minutes (98) with Syracuse (AHL). **2003-04:** Made NHL debut on Dec. 20 at Minnesota...Scored first NHL points, a goal (Michael Leighton) and an assist, in the Blue Jackets' 4-3 victory at Chicago on Feb. 27...Recorded 23 goals and 36 points in 64 games with Syracuse (AHL)...Ranked second on the Crunch in goals...Played in seven playoff games with Syracuse, scoring five points (2-3-5). **2002-03:** Appeared in 77 games with Syracuse (AHL), scoring nine goals and adding seven assists for 16 points and 48 penalty minutes in rookie campaign. **2001-02:** Became the first MSU – Mankato player selected in the NHL Draft by the Columbus Blue Jackets (second round, 38th overall) ... Finished college career after two seasons with a total of 53 pts. **2000-01:** Scored 25 points in his freshman season with the Mavericks.

# STATISTICS REGULAR SEASON PLAYOFFS

SEASON	CLUB	LEA	GP	G	A	PTS	PIM	PP	SH	GW	+/-	GP	G	A	PTS	PIM	+/-
2000-01	Minn. St.-Mankato	NCAA	37	11	14	25	92	-	-	-	-	-	-	-	-	-	-
2001-02	Minn. St.-Mankato	NCAA	36	14	14	28	86	-	-	-	-	-	-	-	-	-	-
2002-03	Syracuse	AHL	77	9	7	16	48	3	0	3	-13	-	-	-	-	-	-
2003-04	COLUMBUS	NHL	19	1	2	3	16	0	0	0	-7	-	-	-	-	-	-
	Syracuse	AHL	64	23	13	36	61	5	0	3	+12	7	2	3	5	12	-1
2004-05	Syracuse	AHL	73	14	21	35	98	4	1	3	Even	-	-	-	-	-	-
2005-06	PHOENIX	NHL	8	0	0	0	21	0	0	0	+1	-	-	-	-	-	-
	San Antonio	AHL	50	7	13	20	127	3	0	0	-8	-	-	-	-	-	-
	Manchester	AHL	18	2	3	5	33	0	0	0	-3	7	0	3	3	20	-1
2006-07	LOS ANGELES	NHL	5	0	0	0	10	0	0	0	-1	-	-	-	-	-	-
	Manchester	AHL	69	19	14	33	143	6	1	4	+10	16	3	3	6	26	Even
2007-08	NY ISLANDERS	NHL	36	1	3	4	57	0	0	0	-3	-	-	-	-	-	-
	Bridgeport	AHL	44	15	21	36	67	3	2	0	-3	-	-	-	-	-	-
2008-09	NY ISLANDERS	NHL	69	5	7	12	155	0	1	0	-17	-	-	-	-	-	-
	Bridgeport	AHL	12	6	1	7	35	5	0	2	-3	-	-	-	-	-	-
	NY ISLANDERS TOTALS		105	6	10	16	212	0	1	0	-20	-	-	-	-	-	-
	NHL TOTALS		137	7	12	19	259	0	1	0	-27	-	-	-	-	-	-

## VS. NHL

OPPONENT	GP	G	A	PTS	PIM
Anaheim	1	0	0	0	0
Atlanta	3	1	0	1	22
Boston	6	0	1	1	17
Buffalo	4	0	0	0	5
Calgary	2	0	1	1	0
Carolina	8	0	3	3	24
Chicago	3	1	1	2	2
Colorado	8	1	0	1	16
Columbus	2	0	0	0	2
Dallas	2	0	0	0	7
Detroit	3	0	1	1	4
Edmonton	3	0	1	1	12
Florida	6	0	0	0	7
Los Angeles	4	1	0	1	2
Minnesota	5	0	0	0	4

OPPONENT	GP	G	A	PTS	PIM
Montreal	6	0	1	1	11
Nashville	1	0	0	0	0
New Jersey	9	0	0	0	15
NY Islanders	0	0	0	0	0
NY Rangers	6	0	0	0	4
Ottawa	7	0	1	1	7
Philadelphia	9	1	1	2	21
Phoenix	4	0	0	0	4
Pittsburgh	11	1	1	2	15
San Jose	5	1	0	1	17
St. Louis	2	0	0	0	0
Tampa Bay	4	0	0	0	10
Toronto	5	0	0	0	12
Vancouver	3	0	0	0	5
Washington	5	0	0	0	14

## MILESTONES

**1ST NHL GAME:** 12/20/03 at Minnesota

**1ST NHL GOAL/POINT:** 2/27/04 at Chicago (Leighton)


**1ST NHL ASSIST:** 2/27/04 at Chicago

**100TH NHL GAME:** 1/17/09 vs. New Jersey

## SINGLE GAME HIGHS

<b>GOALS</b>	1 (seven times)	<b>Last:</b> 4/11/09 vs. Philadelphia
<b>ASSISTS</b>	2	3/20/09 at Carolina
<b>POINTS</b>	2 (two times)	<b>Last:</b> 3/20/09 at Carolina
<b>PIM</b>	17	2/19/09 vs. Carolina



A portrait of a man with dark hair and a beard, wearing a blue and orange hockey jersey. He is holding a hockey stick with both hands, looking directly at the camera. The stick has "SE" and "EAST" visible on it. The background is a solid dark purple.

RADEK  
MARTINEK

**RADEK MARTINEK**



## 24 RADEK MARTINEK

DEFENSEMAN • 6-1, 203 • SHOOTS RIGHT • BORN 8.31.1976 IN HAVLICKO BROD, CZECH REPUBLIC

RADEK  
MARTINEK

**TRANSACTIONS:** Selected by the Islanders in the eighth round (228th overall) of the 1999 Entry Draft.

**LAST SEASON:** Established new career highs in goals (6) and shooting percentage (11.1)...Scored first goal since December 9, 2006 (a span of 101 games) on Feb. 3 vs. Tampa Bay...Scored first career power-play goal on Apr. 4 vs. Tampa Bay.

**CAREER:** **2007-08:** Recorded one, two-point game on October 20 against New Jersey (2 assists)...Skated in his 300th NHL game on February 18 vs. San Jose...Missed 13 games due to a right leg bruise. **2006-07:** Missed the final 30 games of the season due to a fractured leg, sustained on March 13 at Montreal...Led the team with a plus/minus of +19...Matched career-high in points with 17 despite playing in only 43 games. **2005-06:** Set a career-high in assists with 16 and in points with 17...Took a career-high 79 shots...Played in 200th career NHL game on March 19 vs. NY Rangers. **2003-04:** Notched his third career game-winner with his first goal of the season Dec. 9 vs. Tampa Bay...Had a career-high 15 PIM Feb. 3 vs. Vancouver. **2002-03:** Ranked third on the team with a +15 rating...Scored the game-winning goal April 6 at Carolina...Notched a career-high two points (2 assists) March 25 at Chicago...Scored his first goal of the year Dec. 17 vs. Detroit...Sent to the Bridgeport Sound Tigers (AHL) on conditioning assignment Nov. 19-29...Tallied his first point of the season with an assist Oct. 26 vs. Philadelphia. **2001-02:** Tallied his first NHL point with an assist Oct. 10 at Pittsburgh...Made his NHL debut Oct. 5 at Tampa Bay, registering a +1 rating and two penalty minutes...Recorded his first NHL goal with the OT game-winner Oct. 18 vs. Carolina...Registered one assist and two penalty minutes in his first game back

from injury on Nov. 23 vs. Toronto...Sustained a season-ending knee injury Dec. 11 vs. Ottawa. **2000-01:** Played in 44 regular season games with Budejovice in the Czech ExtraLeague tallying eight goals and 18 points with a +13 rating. **1999-00:** Notched a career-high 18 assists in 45 games with Budejovice. **1998-99:** Recorded career-highs in goals with 12 and points with 25 in 52 games...Set a career high with 50 penalty minutes. **1997-98:** Tallied eight points (3 goals & 5 assists) and registered 40 penalty minutes in his first season with Budejovice.

**PLAYOFFS:** **2004:** Missed the entire Eastern Conference Quarterfinals versus Buffalo due to injury. **2004:** Posted a team best +2 rating... Notched his first playoff point with an assist in Game Two. **2003:** Made his NHL postseason debut and played in four games, posting four penalty minutes.

**INTERNATIONAL:** Played a key role in the Czech Republic's gold medal effort in the 2001 World Championships in Germany...Led the tournament in plus/minus, registering a +12...Was the only non-NHL defenseman on the roster.

STATISTICS													REGULAR SEASON					PLAYOFFS				
SEASON	CLUB	LEA	GP	G	A	PTS	PIM	PP	SH	GW	+/-	GP	G	A	PTS	PIM	+/-					
1997-98	Ceske Budejovice	Czech	42	2	7	9	36	-	-	-	-	-	-	-	-	-	-					
1998-99	Ceske Budejovice	Czech	52	12	13	25	50	-	-	-	-	3	0	2	2	0	-					
1999-00	Ceske Budejovice	Czech	45	5	18	23	24	-	-	-	-	-	-	-	-	-	-					
2000	Czech Republic	WCH	9	0	0	0	4	0	0	0	+1	-	-	-	-	-	-					
2000-01	Ceske Budejovice	Czech	44	8	10	18	45	-	-	-	-	-	-	-	-	-	-					
2001	Czech Republic	WCH	9	0	2	2	8	0	0	0	+2	-	-	-	-	-	-					
2001-02	NY ISLANDERS	NHL	23	1	4	5	16	0	0	1	+5	-	-	-	-	-	-					
2002-03	NY ISLANDERS	NHL	66	2	11	13	26	0	0	1	+15	4	0	0	0	4	-1					
2003-04	NY ISLANDERS	NHL	47	4	3	7	43	0	0	1	-9	5	0	1	1	0	2					
2004-05	Ceske Budejovice	Czech	30	12	18	30	80	-	-	-	-	-	-	-	-	-	-					
2005-06	NY ISLANDERS	NHL	74	1	16	17	32	0	0	0	-9	-	-	-	-	-	-					
2006-07	NY ISLANDERS	NHL	43	2	15	17	40	0	0	0	+19	-	-	-	-	-	-					
2007-08	NY ISLANDERS	NHL	69	0	15	15	40	0	0	0	-9	-	-	-	-	-	-					
2008-09	NY ISLANDERS	NHL	51	6	4	10	28	1	0	1	-16	-	-	-	-	-	-					
	NY ISLANDERS TOTALS		373	16	68	84	225	1	0	4	-4	9	0	1	1	4	1					
	NHL TOTALS		373	16	68	84	225	1	0	4	-4	9	0	1	1	4	1					

## VS. NHL

OPPONENT	GP	G	A	PTS	PIM
Anaheim	6	0	0	0	2
Atlanta	20	0	7	7	14
Boston	19	1	4	5	2
Buffalo	16	0	2	2	14
Calgary	4	0	0	0	0
Carolina	22	3	4	7	14
Chicago	7	0	5	5	4
Colorado	4	0	1	1	2
Columbus	4	0	3	3	4
Dallas	5	0	2	2	6
Detroit	8	1	1	2	8
Edmonton	3	1	0	1	2
Florida	18	2	1	3	6
Los Angeles	4	0	0	0	6
Minnesota	4	0	1	1	2

OPPONENT	GP	G	A	PTS	PIM
Montreal	21	0	4	4	12
Nashville	4	0	0	0	2
New Jersey	29	2	5	7	6
NY Islanders	-	-	-	-	-
NY Rangers	26	1	5	6	14
Ottawa	18	0	2	2	8
Philadelphia	30	1	2	3	8
Phoenix	5	0	1	1	6
Pittsburgh	33	0	7	7	22
San Jose	4	0	1	1	6
St. Louis	4	0	1	1	0
Tampa Bay	19	4	2	6	8
Toronto	16	0	3	3	16
Vancouver	5	0	1	1	21
Washington	15	0	3	3	14

## MILESTONES

**1ST NHL GAME:** 10/5/01 at Tampa Bay  
**1ST NHL GOAL:** 10/18/01 vs. Carolina (Barrasso)  
**1ST NHL ASSIST/POINT:** 10/10/01 at Pittsburgh  
**100TH NHL GAME:** 11/28/03 at Detroit  
**200TH NHL GAME:** 3/19/06 vs. NY Rangers  
**300TH NHL GAME:** 2/18/08 vs. San Jose

## SINGLE GAME HIGHS

**GOALS** 1 (16 times) **Last:** 4/12/09 vs. Boston  
**ASSISTS** 2 (six times) **Last:** 1/22/08 at Carolina  
**POINTS** 2 (six times) **Last:** 1/22/08 at Carolina  
**PIM** 15 2/3/04 vs. Vancouver



**FREDDY MEYER**



## 44 FREDDY MEYER

DEFENSEMAN • 5-10, 192 • SHOOTS LEFT • BORN 1.4.1981 IN SANBORNVILLE, NH

**TRANSACTIONS:** Signed as an undrafted free agent by Philadelphia on May 31, 2003. Traded to the Islanders with a third round draft selection in the 2008 NHL Entry Draft on December 16, 2006 for Alexei Zhitnik. Claimed off waivers by the Phoenix Coyotes on October 10, 2007. Claimed on re-entry waivers by the Islanders on November 10, 2007.

**LAST SEASON:** Established new career highs in average time on ice (20:59) and shooting percentage (11.1)...Scored career-high two goals, including the game-winner, and career-high three points on Nov. 29 vs. Ottawa...Played in 100th game as an Islander on Dec. 8 at Toronto...Played in 200th NHL game on Jan. 2 at Phoenix...Missed final 41 games of the season with a strained groin.

**CAREER: 2007-08:** Scored his first career NHL game-winning goal on February 14 at Toronto...Two games later, scored his second career game-winning goal vs. San Jose on February 18...Missed 20 games as a healthy scratch. **2006-07:** Split season between New York Islanders and Philadelphia...Missed first ten games with the Islanders due to a back injury suffered from playing with Philadelphia...Played in 100th NHL game on Feb. 13 at Toronto...Missed last seven games of the regular season with a hand injury...Finished fourth on the Islanders in blocked shots with 88 and fifth in hits with 101. **2005-06:** Split time between the Philadelphia Flyers and their AHL affiliate the Philadelphia Phantoms...Was third among NHL rookie defensemen in plus/minus with a rating of +10...Finished ninth among NHL rookie defensemen in scoring with 27 points and eighth in assists with 21...Ranked second among Philadelphia defensemen in scoring, goals and assists...Recorded his first NHL point, an assist, on Dec. 22 vs. Ottawa...Scored his first NHL goal on Dec. 9 at

Carolina (Ward). **2004-05:** Was a member of the AHL Calder Cup Champion Philadelphia Phantoms. **2003-04:** Made NHL debut on March 6 at Washington...Finished third among AHL defensemen in goals with 14 and ranked second among Philadelphia Phantom defensemen.

**PLAYOFFS: 2007:** Missed the entire Eastern Conference Quarterfinals due to injury. **2006:** Appeared in all six Philadelphia ECQF games versus Buffalo. **2005:** Was a member of the AHL Calder Cup Champion Philadelphia Phantoms...Led all AHL defensemen in points with 12 and assists with 9 during the Calder Cup. **2004:** Appeared in all twelve Calder Cup Playoff games for Philadelphia Phantoms.

**COLLEGE: 2002-03:** Named to the East First Team JOFA All-American Team as selected by the American Hockey Coaches Association...Also named to the All-New England Team and the First Team All-Hockey East...Recorded college career-highs in assists with 16 and in points with 21...Led Boston University with 76 penalty minutes...Finished second among team defensemen in scoring and tied for first in goals scored with five. **2001-02:** Played in a college career-high amount of games with 37...Finished second in assists among team defensemen with 15...Finished second on Boston with 78 penalty minutes. **2000-01:** Finished fifth overall on the team and led all team defensemen in scoring with 19 points despite playing in only 28 games...Led all Boston defensemen with six goals...Finished second on Boston defensemen with 13 assists. **1999-00:** Named to the Hockey East All-Rookie Team...Finished third overall and among Boston defensemen in scoring and led all Boston rookie defensemen with eleven points.

**JUNIOR: 1998-99:** Finished sixth overall and led all United States Junior Development Team defensemen

with 33 points...Led all team defensemen in goals with ten and in assists with 23...Finished third on team in assists. **1999-00:** Split season between Boston University and the United States Junior Development team.

**INTERNATIONAL:** Was a member of the United States National Team that competed in the 2001 World Junior Championship Tournament in Moscow.

## STATISTICS REGULAR SEASON PLAYOFFS

SEASON	CLUB	LEA	GP	G	A	PTS	PIM	PP	SH	GW	+/-	GP	G	A	PTS	PIM	+/-
1998-99	USNTDP	USHL	54	10	23	33	151	-	-	-	-	-	-	-	-	-	-
1999-00	USNTDP	USHL	28	3	8	11	60	-	-	-	-	-	-	-	-	-	-
	Boston University	NCAA	25	1	11	12	52	-	-	-	-	-	-	-	-	-	-
2000-01	Boston University	NCAA	28	6	13	19	82	-	-	-	-	-	-	-	-	-	-
2001-02	Boston University	NCAA	37	5	15	20	78	-	-	-	-	-	-	-	-	-	-
2002-03	Boston University	NCAA	36	5	16	21	76	-	-	-	-	-	-	-	-	-	-
2003-04	PHILADELPHIA	NHL	1	0	0	0	0	0	0	0	0	-	-	-	-	-	-
	Philadelphia	AHL	59	14	14	28	50	6	0	2	+13	12	0	3	3	8	0
2004-05	Philadelphia	AHL	59	6	9	15	71	2	0	0	+15	21	3	9	12	34	11
2005-06	PHILADELPHIA	NHL	57	6	21	27	33	2	0	0	+10	6	0	1	1	8	-5
	Philadelphia	AHL	11	3	3	6	22	3	0	1	+1	-	-	-	-	-	-
	United States	WC	7	0	0	0	6	-	-	-	-	-	-	-	-	-	-
2006-07	PHILADELPHIA	NHL	25	2	3	5	14	1	0	0	-4	-	-	-	-	-	-
	NY ISLANDERS	NHL	35	0	3	3	24	0	0	0	EVEN	-	-	-	-	-	-
2007-08	NY ISLANDERS	NHL	52	3	9	12	22	0	0	2	+4	-	-	-	-	-	-
	PHOENIX	NHL	5	0	0	0	0	0	0	0	-6	-	-	-	-	-	-
	San Antonio	AHL	8	0	2	2	12	0	0	0	+2	-	-	-	-	-	-
2008-09	NY ISLANDERS	NHL	27	4	5	9	14	0	0	1	-19	-	-	-	-	-	-
	NY ISLANDERS TOTALS		114	7	17	24	60	0	0	3	-13	-	-	-	-	-	-
	NHL TOTALS		202	15	41	56	107	3	0	3	-11	6	0	1	1	8	-5

## VS. NHL

OPPONENT	GP	G	A	PTS	PIM
Anaheim	2	0	0	0	2
Atlanta	8	0	3	3	2
Boston	7	0	0	0	12
Buffalo	10	0	1	1	12
Calgary	2	0	1	1	0
Carolina	8	4	4	8	4
Chicago	2	0	0	0	0
Colorado	2	0	0	0	0
Columbus	4	1	1	2	0
Dallas	1	0	0	0	0
Detroit	3	0	0	0	0
Edmonton	4	0	0	0	0
Florida	8	0	1	1	8
Los Angeles	2	0	0	0	2
Minnesota	4	0	0	0	0

OPPONENT	GP	G	A	PTS	PIM
Montreal	11	1	3	4	2
Nashville	3	0	0	0	0
New Jersey	18	0	2	2	4
NY Islanders	6	0	1	1	4
NY Rangers	18	2	6	8	12
Ottawa	9	2	3	5	4
Philadelphia	11	1	1	2	4
Phoenix	1	0	0	0	0
Pittsburgh	18	1	9	10	19
San Jose	3	1	0	1	2
St. Louis	3	0	0	0	2
Tampa Bay	9	0	1	1	6
Toronto	10	2	1	3	10
Vancouver	2	0	1	1	0
Washington	13	0	2	2	6

## MILESTONES

**1ST NHL GAME:** 3/6/04 at Washington

**1ST NHL GOAL:** 12/29/05 at Carolina (Ward)

**1ST NHL ASSIST/POINT:** 12/22/05 vs. Ottawa

**100TH NHL GAME:** 2/13/07 at Toronto

**200TH NHL GAME:** 1/2/09 at Phoenix

## SINGLE GAME HIGHS

<b>GOALS</b>	2	11/29/08 vs. Ottawa
<b>ASSISTS</b>	2 (four times)	<b>Last:</b> 2/7/08 at Pittsburgh
<b>POINTS</b>	3	<b>Last:</b> 11/29/08 vs. Ottawa
<b>PIM</b>	6	4/3/08 vs. NY Rangers



A portrait of a young man with short brown hair and a light beard, looking directly at the camera. He is wearing a dark blue hockey jersey with orange trim and white laces. A hockey stick is visible on the right side of the frame. The background is a solid purple color.

FRANS NIELSEN

**FRANS NIELSEN**



# 51 FRANS NIELSEN

CENTER • 5-11, 172 • SHOOTS LEFT • BORN 4.24.1984 IN HERNING, DENMARK

FRANS NIELSEN

**TRANSACTIONS:** Selected by the Islanders in the third round (87th overall) of the 2002 NHL Entry Draft.

**LAST SEASON:** Ranked third on the Islanders in assists (24) and fourth in points (33)...Established new career highs in games played (59), goals (9), assists, points, average time on ice (16:32) and shots (101)...Scored first career power-play goal on Mar. 12 at Montreal...Scored first career shorthanded goal on Mar. 27 at Detroit...Earned career-high two assists in three games: Oct. 16 at Tampa Bay, Jan. 21 vs. Anaheim and Feb. 21 vs. New Jersey.

**CAREER: 2007-08:** Appeared in 16 games with the Islanders, recording two goals and one assist...Missed 13 games with a shoulder injury...Recorded an AHL-career best 28 assists with the Bridgeport Sound Tigers (AHL). **2006-07:** Became the first Danish-born/raised citizen to play an NHL game when he made his Islanders debut on Jan. 6 at Carolina...Recorded his first NHL point/assist, first NHL goal and first multi-point game on Feb. 24 vs. Montreal...Finished third on the Sound Tigers with 20 goals and fifth in points with 44 in 54 games...Finished second on the Sound Tigers with a +7 rating. **2005-06:** Completed his first season with Timrå of the Swedish Elite League and finished fourth on the team in scoring with 18 points...Finished second on the team in assists with 13...Recorded SEL career-highs in assists and points...One of only six players to play in all of the team's 50 games.

**2004-05:** Only skater on Malmö who played in at least 40 games (49) and had less than ten penalty minutes (6)...Led team with lowest penalty minutes per game with a mark of 0.125. **2003-04:** Recorded SEL career-high nine goals, which ranked sixth on the team...Tripled his goal output from previous sea-

son...Recorded a SEL career-high 28 penalty minutes. **2002-03:** Spent majority of season with Malmö in the SEL, but also played in two games with Malmö's Jr. Club...Scored a goal with three assists with the Junior team. **2001-02:** Split season between Malmö's SEL team and Junior team...Made SEL debut as a 17-year old. **2000-01:** Played with Herning of the Danish League...Played first professional season as a 16-year old. **1999-00:** Played with Herning's junior team as a 15-year old.

**INTERNATIONAL: 2005-2007:** Represented Denmark at each World Championship (A Division) and scored a total of six goals and three assists in 18 games. **2004:** Finished second in scoring WJC (A Division) with 11 points in five games...Also represented Denmark at the World Championships. **2002:** Represented Denmark at the WJC (C Division), WJC Under-18 tournament (A Division) and the World Championships (A Division). **2001:** Represented Denmark at the WJC (B Division) and at the WJC Under-18 tournament (A Division). **2000:** Played in his first World Junior Championship with Denmark (B Division).

# STATISTICS REGULAR SEASON PLAYOFFS

SEASON	CLUB	LEA	GP	G	A	PTS	PIM	PP	SH	GW	+/-	GP	G	A	PTS	PIM	+/-
2000	Denmark	WJC-B	5	3	4	7	0	-	-	-	-	-	-	-	-	-	-
2000-01	Herning	DEN	38	18	19	37	6	-	-	-	-	-	-	-	-	-	-
2001	Denmark	WJC-B	4	2	2	4	2	-	-	-	-	-	-	-	-	-	-
	Denmark	WJC-18	3	2	1	3	0	-	-	-	-	-	-	-	-	-	-
2001-02	Malmö	SEL	20	0	1	1	0	-	-	-	-	-	-	-	-	-	-
	Malmö Jr	SWE.1	29	15	27	42	8	-	-	-	-	7	3	7	10	2	-
2002	Denmark	WJC-C	4	4	10	14	0	-	-	-	-	-	-	-	-	-	-
	Denmark	WC	5	1	1	2	0	-	-	-	-	-	-	-	-	-	-
	Denmark	WJC-18	3	2	1	3	0	-	-	-	-	-	-	-	-	-	-
2002-03	Malmö	SEL	47	3	6	9	10	-	-	-	-	-	-	-	-	-	-
2003-04	Malmö	SEL	50	9	7	16	28	-	-	-	-	-	-	-	-	-	-
2004	Denmark	WC	6	0	3	3	0	-	-	-	-	-	-	-	-	-	-
2004-05	Malmö	SEL	49	8	7	15	6	-	-	-	-	-	-	-	-	-	-
2005	Denmark	WC	6	3	0	3	0	-	-	-	-	-	-	-	-	-	-
2005-06	Timrå	SEL	50	5	13	18	22	-	-	-	-	-	-	-	-	-	-
2006	Denmark	WC	6	3	0	3	4	-	-	-	-	-	-	-	-	-	-
2006-07	NY ISLANDERS	NHL	15	1	1	2	0	0	0	1	-2	-	-	-	-	-	-
	Bridgeport	AHL	54	20	24	44	10	4	3	3	+7	-	-	-	-	-	-
2007	Denmark	WC	6	0	3	3	6	-	-	-	-	-	-	-	-	-	-
2007-08	NY ISLANDERS	NHL	16	2	1	3	0	0	0	0	+1	-	-	-	-	-	-
	Bridgeport	AHL	48	10	28	38	18	2	0	1	+6	-	-	-	-	-	-
2008-09	NY ISLANDERS	NHL	59	9	24	33	18	3	1	2	-4	-	-	-	-	-	-
	NY ISLANDERS TOTALS		90	12	26	38	18	3	1	2	-5	-	-	-	-	-	-
	NHL TOTALS		90	12	26	38	18	3	1	3	-5	-	-	-	-	-	-

## VS. NHL

OPPONENT	GP	G	A	PTS	PIM
Anaheim	2	0	2	2	0
Atlanta	5	1	1	2	0
Boston	5	0	0	0	0
Buffalo	2	0	1	1	0
Calgary	0	0	0	0	0
Carolina	5	1	1	2	2
Chicago	1	1	0	1	0
Colorado	1	0	0	0	0
Columbus	1	0	0	0	0
Dallas	1	0	0	0	0
Detroit	1	1	0	1	2
Edmonton	0	0	0	0	0
Florida	3	0	2	2	0
Los Angeles	1	0	0	0	0
Minnesota	2	0	0	0	0

OPPONENT	GP	G	A	PTS	PIM
Montreal	5	3	3	6	2
Nashville	0	0	0	0	0
New Jersey	10	0	4	4	2
NY Islanders	-	-	-	-	-
NY Rangers	8	0	1	1	4
Ottawa	3	0	2	2	2
Philadelphia	9	1	1	2	2
Phoenix	1	0	0	0	0
Pittsburgh	7	3	1	4	0
San Jose	1	0	0	0	0
St. Louis	1	0	0	0	0
Tampa Bay	5	0	3	3	0
Toronto	5	0	1	1	2
Vancouver	1	0	1	1	0
Washington	4	1	2	3	0

## MILESTONES

- 1ST NHL GAME:** 1/6/07 at Carolina  
**1ST NHL GOAL:** 2/24/07 vs. Montreal (Halak)  
**1ST NHL ASSIST:** 2/24/07 vs. Montreal

## CAREER HIGHS

- GOALS** 1 (twelve times) **Last:** 4/9/09 at Pittsburgh  
**ASSISTS** 2 (three times) **Last:** 2/21/09 vs. New Jersey  
**POINTS** 2 (ten times) **Last:** 4/1/09 at Washington  
**PIM** 2 (nine times) **Last:** 4/7/09 at Carolina



**KYLE OKPOSO**



## 21 KYLE OKPOSO

RIGHT WING • 6-1, 200 • SHOOTS RIGHT • BORN 4.16.1988 IN ST. PAUL, MN

**TRANSACTIONS:** Selected by the Islanders in the first round (7th overall) of the 2006 NHL Entry Draft.

**LAST SEASON:** Led the Islanders and all NHL rookies in takeaways (76)...Led the Islanders in goals (18) and ranked second on the team in points (39), power-play goals (9) and shots on goal (165)...Among NHL rookies, ranked ninth in goals, tied for eighth in points, tied for second in power-play goals, tied for seventh in power-play points (13), tied for second in game-winning goals (3) and fourth in shots on goal...Unsuccessful on penalty shot versus Martin Brodeur on Oct. 10 at New Jersey...Scored career-high two goals, including the game-winner, on Jan. 28 at Atlanta...Recorded career-high two assists in three games: Dec. 31 vs. Florida, Mar. 15 at Chicago and Mar. 28 at Philadelphia...Scored goals in four straight games twice: Jan. 19-Jan. 31 (5-0-5) and Mar. 7-Mar. 12 (4-0-4)...Recorded points in five straight games twice: Dec. 26-Jan. 2 (2-5-7) and Jan. 19-Feb. 3 (5-1-6)...Recorded points in career-high eight straight games from Mar. 7-Mar. 21 (5-5-10).

**CAREER: 2007-08:** Made NHL debut on March 18 vs. Toronto and played the final nine games of the season with the Islanders, recording two goals and three assists for five points...Scored his first NHL goal (Brodeur/game-winner) on March 21 at New Jersey and also recorded his first NHL assist (point) in the same game ... Scored eight goals and 16 assists for 24 points in 29 games with the Bridgeport Sound Tigers (AHL) after leaving the University of Minnesota and signing an entry level contract with the Islanders on December 28, 2007 ... Recorded a goal and four

assists in first weekend with the Sound Tigers (3 games) ... With University of Minnesota of the Western Collegiate Hockey Association recorded seven goals and four assists for 11 points in 18 games ... Represented the United States for the second time at the World Junior Championship and finished fourth on the team in points with six in six games. **2006-07:** Named to the All-WCHA Second Team and WCHA All-Rookie Team...Tied for eighth in the WCHA and third among conference freshmen in points...Finished second on the team with 40 points and in goals with 19.

**JUNIOR: 2005-06:** Played with the Des Moines Buccaneers of the United States Hockey League...Ranked second on the team and sixth in the league in the regular season with 58 points in 50 games...Finished second on the team in goals with 27 and tied for second in assists with 31...Helped lead the Buccaneers to the Clark Cup as Tier I Junior A National Champions...Led the league in playoff scoring with five goals and 11 assists in 11 games en route to being named the Clark Cup Playoff MVP...Named a USHL First Team All-Star and earned USHL Rookie of the Year honors. **2004-05:** Helped lead Shattuck-St. Mary's (Minn.) to the USA Hockey Youth Tier I 18 & Under National Championship...Ranked third on the team in goals with 47 and points with 92 and fourth in assists with 45. **2003-04:** Skated in 50 games for Shattuck-St. Mary's and totaled 99 points in 71 games.

**INTERNATIONAL: 2008:** Represented the United States for the second time at the World Junior



Championship and finished fourth on the team in points with six...Played in all six games. **2007:** Represented the United States and played in all seven games...Helped lead the U.S. to the bronze medal. **2006:** Member of the U.S. Junior Select 18 & Under Team that competed at the Viking Cup in Camrose, Alberta. **2005:** Member of the U.S. Under-18 Select Team that participated in the Under-18 Junior World

Cup...Ranked first on the team with six goals and tied for the team lead with nine points. **2004:** Played on the U.S. Under-17 Select Team at the Under-17 Five Nations Tournament...Scored three goals and added two assists to help the team to a second-place finish. **2003:** Participated in the IIHF World Development Camp in Vierumäki, Finland.

STATISTICS													REGULAR SEASON					PLAYOFFS				
SEASON	CLUB	LEA	GP	G	A	PTS	PIM	PP	SH	GW	+/-		GP	G	A	PTS	PIM	+/-				
2004-05	Shat St. Mary's	High-MN	65	47	45	92	72	-	-	-	-		-	-	-	-	-	-				
2005-06	Des Moines	USHL	50	27	31	58	56	4	4	8	+12		-	-	-	-	-	-				
2006-07	U. of Minnesota	NCAA	40	19	21	40	34	-	-	-	-		-	-	-	-	-	-				
2007	United States	WJC	7	0	1	1	12	-	-	-	-		-	-	-	-	-	-				
2007-08	U. of Minnesota	NCAA	18	7	4	11	6	-	-	-	-		-	-	-	-	-	-				
	NY ISLANDERS	NHL	9	2	3	5	2	1	0	1	+3		-	-	-	-	-	-				
	Bridgeport	AHL	35	9	19	28	12	4	2	0	Even		-	-	-	-	-	-				
2008	United States	WJC	6	1	5	6	2	-	-	-	-		-	-	-	-	-	-				
2008-09	NY ISLANDERS	NHL	65	18	21	39	36	9	0	3	-6		-	-	-	-	-	-				
	Bridgeport	AHL	-	-	-	-	-	-	-	-	-		2	1	0	1	2	+1				
	NY ISLANDERS TOTALS		74	20	24	44	38	10	0	4	-3		-	-	-	-	-	-				
	NHL TOTALS		74	20	24	44	38	10	0	4	-3		-	-	-	-	-	-				

## VS. NHL

OPPONENT	GP	G	A	PTS	PIM	OPPONENT	GP	G	A	PTS	PIM
Anaheim	1	1	0	1	0	Montreal	2	1	0	1	0
Atlanta	3	2	0	2	0	Nashville	1	0	0	0	0
Boston	3	0	2	2	0	New Jersey	7	4	1	5	2
Buffalo	3	0	2	2	4	NY Islanders	-	-	-	-	-
Calgary	1	0	0	0	4	NY Rangers	8	3	1	4	0
Carolina	3	1	1	2	0	Ottawa	3	1	1	2	0
Chicago	1	0	2	2	0	Philadelphia	7	0	3	3	4
Colorado	1	0	0	0	0	Phoenix	2	1	1	2	2
Columbus	1	0	0	0	0	Pittsburgh	5	0	2	2	2
Dallas	1	0	0	0	2	San Jose	1	0	0	0	0
Detroit	1	0	1	1	2	St. Louis	1	0	1	1	0
Edmonton	1	1	0	1	0	Tampa Bay	3	0	2	2	4
Florida	4	1	2	3	4	Toronto	4	2	1	3	2
Los Angeles	1	0	0	0	2	Vancouver	1	0	0	0	2
Minnesota	2	0	0	0	2	Washington	2	2	1	3	0

## MILESTONES

**1ST NHL GAME:** 3/18/08 vs. Toronto

**1ST NHL GOAL:** 3/21/08 at New Jersey (Bordeur)

**1ST NHL ASSIST/POINT:** 3/21/08 at New Jersey

## SINGLE GAME HIGHS

**GOALS** 2

**ASSISTS** 2 (three times)

**POINTS** 2 (eight times)

**PIM** 2

**Last:** 1/29/09 at Atlanta

**Last:** 3/28/09 vs. Philadelphia

**Last:** 4/1/09 at Washington

**Last:** 4/11/09 vs. Philadelphia



RICHARD PARK



**RICHARD PARK**



# 10 RICHARD PARK

CENTER/RIGHT WING • 5-11, 190 • SHOOTS RIGHT • BORN 5.27.1976 IN SEOUL, KOREA

RICHARD PARK

**TRANSACTIONS:** Drafted by Pittsburgh in the second round (50th overall) of the 1994 NHL Entry Draft. Traded to Anaheim on March 18, 1997 for Roman Oksiuta. Signed as a free agent by Philadelphia on August 24, 1998. Signed as a free agent by Utah (IHL) on September 22, 1999. Signed as a free agent by Minnesota on June 2, 2000. Signed as a free agent by Vancouver on August 8, 2005. Signed by the Islanders as a free agent on October 2, 2006.

**LAST SEASON:** Established new career high in average time on ice (17:10)...Tied career high with 14 goals and four power-play goals...Recorded 100th NHL assist on Dec. 16 vs. Washington...Played in 200th game as an Islander on Dec. 27 at Buffalo...Missed the Islanders' game on Feb. 19 vs. Carolina, snapping a streak of 223 consecutive games played, including 221 with the Islanders...Played in 600th NHL game on Apr. 7 at Carolina.

**CAREER:** **2007-08:** One of only two Islanders to play all 82 games...Registered 12 goals and a career-high 20 assists for 32 points...Four of the 12 goals came shorthanded, marking a new career-high and ranking tied for fifth in the league...Appeared in his 500th NHL game on January 24 at Boston...Scored the second 3-on-5 shorthanded goal of his career on April 4 at New York Rangers...Named recipient of the Bob Nystrom Award. **2006-07:** Attended training camp on a tryout with the Islanders before signing a contract prior to the season...Recorded a career high 26 points with ten goals and a career-high 16 assists...Played in a career-high 82 games...Played in his 400th NHL game on Dec. 19 at NY Rangers...Scored a 3-on-5 short-handed goal on Jan. 16 at Pittsburgh...Tied career-high of two assists on Feb. 24 vs. Montreal (five times)...Scored both regu-

lation goals in the regular-season game at New Jersey to help propel Islanders into playoffs. **2005-06:** Scored his 50th career NHL goal on April 27 vs. Los Angeles...Scored a career-high three points (one goal, two assists) including the game-winning goal on Oct. 14 at Minnesota...Scored a shorthanded goal on Nov. 16 at San Jose. **2004-05:** Split time between Malmo of the Swedish Elite League and Langnau of the Swiss "A" League during the NHL lockout. **2003-04:** Ranked third on Minnesota in shots with 142, tied for third in power play goals with four, fourth in goals with 13 and tied for sixth in points with 25...Served as team captain for the month of December...Converted a penalty shot for the game-tying goal on Dec. 29 at Calgary. **2002-03:** Tied for first on Minnesota in shorthanded goals with two...Led Minnesota in overtime goals with two. **2001-02:** Split season between Minnesota and Houston (AHL)...Scored a short-handed goal on Feb. 6 at Washington. **2000-01:** Finished fourth on Cleveland (IHL) in goals scored with 27. **1999-00:** Split season between Philadelphia and Utah (IHL)...Finished fourth on Utah in points with 60, third in goals scored with 28 and fourth in assists with 32. **1998-99:** Split season between Philadelphia Flyers and Philadelphia Phantoms (AHL)...Led Phantoms in goals scored with 41, finished third in points with 83 and fourth in assists with 42. **1997-98:** Split season between Anaheim and Cincinnati (AHL)...Finished third with Cincinnati in points with 43. **1996-97:** Split season between Anaheim, Pittsburgh and Cleveland. **1995-96:** Split season between Pittsburgh and Belleville (OHL)...Scored his first NHL goal on Oct. 7 vs. Toronto (Potvin). **1994-95:** Split season between Pittsburgh and Belleville (OHL)...Made NHL debut on May 3 vs. Florida and recorded an assist.

**PLAYOFFS:** **2007:** Played in all five games of the

Islanders Eastern Conference Quarterfinal series versus Buffalo. **2003:** Scored his first two playoff goals of his career including the first-ever overtime game-winner in Wild playoff history in Game 6 of the WCQF vs. Colorado on April 21...Played in a NHL career-high 18 playoff games. **1995:** Made NHL playoff debut.

**INTERNATIONAL:** Represented the United States at the World Junior Championships in 1994 and 1995...Represented the United States in the World Championships in 2002, 2004, 2005 and 2006 Championships.

**JUNIOR: 1994-95:** Finished fourth on Belleville in points with 79 and third in assists with 51 despite playing in only 45 games...In playoffs, led Belleville in points with 27 and assists with 18 and finished third with nine goals. **1993-94:** Finished third on Belleville in points with 76 and in assists with 48. **1992-93:** In rookie OHL season with Belleville, finished fourth in points with 61 and in goals with 23.

STATISTICS REGULAR SEASON															PLAYOFFS					
SEASON	CLUB	LEA	GP	G	A	PTS	PIM	PP	SH	GW	+/-	GP	G	A	PTS	PIM	+/-			
1992-93	Belleville	OHL	66	23	38	61	38	-	-	-	-	5	0	0	0	14	-			
1993-94	Belleville	OHL	59	27	49	76	70	-	-	-	-	12	3	5	8	18	-			
1994	United States	WJC	7	3	2	5	4	-	-	-	-	-	-	-	-	-	-			
1994-95	PITTSBURGH	NHL	1	0	1	1	2	0	0	0	+1	3	0	0	0	2	-1			
	Belleville	OHL	45	28	51	79	35	-	-	-	-	16	9	18	27	12	-			
1995	United States	WJC	7	1	7	8	29	-	-	-	-	-	-	-	-	-	-			
1995-96	PITTSBURGH	NHL	56	4	6	10	36	0	1	1	+3	1	0	0	0	0	0			
	Belleville	OHL	6	7	6	13	2	-	-	-	-	14	18	12	30	10	-			
1996-97	PITTSBURGH	NHL	1	0	0	0	0	0	0	0	-1	-	-	-	-	-	-			
	ANAHEIM	NHL	11	1	1	2	10	0	0	0	EVEN	11	0	1	1	2	-2			
	Cleveland	IHL	50	12	15	27	30	-	-	-	-	-	-	-	-	-	-			
1997-98	ANAHEIM	NHL	15	0	2	2	8	0	0	0	-3	-	-	-	-	-	-			
	Cincinnati	AHL	56	17	26	43	36	4	3	0	-10	-	-	-	-	-	-			
1998-99	PHILADELPHIA	NHL	7	0	0	0	0	0	0	0	-1	-	-	-	-	-	-			
	Philadelphia	AHL	75	41	42	83	33	11	8	6	+32	16	9	6	15	4	-			
1999-00	Utah	IHL	82	28	32	60	36	5	0	5	+12	5	1	0	1	0	-			
2000-01	Cleveland	IHL	75	27	21	48	29	6	1	5	-5	4	0	2	2	4	-			
2001-02	MINNESOTA	NHL	63	10	15	25	10	2	1	2	-1	-	-	-	-	-	-			
	Houston	AHL	13	4	10	14	6	1	1	1	+7	-	-	-	-	-	-			
2002	United States	WC	7	3	3	6	0	-	-	-	-	-	-	-	-	-	-			
2002-03	MINNESOTA	NHL	81	14	10	24	16	2	2	3	-3	18	3	3	6	4	-2			
2003-04	MINNESOTA	NHL	73	13	12	25	28	4	0	1	EVEN	-	-	-	-	-	-			
2004	United States	WC	9	5	3	8	0	-	-	-	-	-	-	-	-	-	-			
2004-05	Malmö	SEL	9	1	3	4	4	-	-	-	-	-	-	-	-	-	-			
	Langnau	Swiss	10	3	0	3	8	-	-	-	-	6	4	1	5	6	-			
2005	United States	WC	5	1	0	1	0	-	-	-	-	-	-	-	-	-	-			
2005-06	VANCOUVER	NHL	60	8	10	18	29	0	1	2	-2	-	-	-	-	-	-			
2006	United States	WC	7	1	1	2	0	-	-	-	-	-	-	-	-	-	-			
2006-07	NY ISLANDERS	NHL	82	10	16	26	33	0	2	2	+4	5	0	1	1	2	0			
2007-08	NY ISLANDERS	NHL	82	12	20	32	20	1	4	2	-4	-	-	-	-	-	-			
2008-09	NY ISLANDERS	NHL	71	14	17	31	34	4	2	1	-13	-	-	-	-	-	-			
	NY ISLANDERS TOTALS		235	36	53	89	87	5	8	5	-13	5	0	1	1	2	0			
	NHL TOTALS		603	86	110	196	226	13	13	14	-20	38	3	5	8	10	-5			

## VS. NHL

OPPONENT	GP	G	A	PTS	PIM
Anaheim	21	1	2	3	14
Atlanta	16	0	4	4	6
Boston	20	4	2	6	6
Buffalo	21	2	2	4	8
Calgary	28	6	0	6	12
Carolina	19	3	1	4	8
Chicago	20	5	6	11	8
Colorado	25	2	5	7	4
Columbus	15	3	2	5	9
Dallas	23	2	4	6	8
Detroit	21	5	2	7	6
Edmonton	23	3	1	4	12
Florida	19	1	5	6	8
Los Angeles	21	4	0	4	0
Minnesota	11	2	5	7	4

OPPONENT	GP	G	A	PTS	PIM
Montreal	19	3	6	9	8
Nashville	16	3	2	5	4
New Jersey	25	2	6	8	4
NY Islanders	5	1	0	1	2
NY Rangers	29	2	12	14	16
Ottawa	22	3	1	4	10
Philadelphia	29	6	4	10	6
Phoenix	19	3	2	5	4
Pittsburgh	25	4	7	11	6
San Jose	21	4	8	12	6
St. Louis	17	1	2	3	23
Tampa Bay	17	3	5	8	10
Toronto	17	1	6	7	2
Vancouver	20	1	5	6	6
Washington	19	6	3	9	6


## MILESTONES

**1ST NHL GAME:** 5/3/95 vs. Florida  
**1ST NHL GOAL:** 10/07/95 vs. Toronto (Potvin)  
**1ST NHL ASSIST/POINT:** 5/3/95 vs. Florida  
**100TH NHL GAME:** 11/29/01 vs. Florida  
**200TH NHL GAME:** 1/16/03 vs. Vancouver  
**300TH NHL GAME:** 3/18/04 at Boston  
**400TH NHL GAME:** 12/19/06 at NY Rangers  
**500TH NHL GAME:** 1/24/08 at Boston  
**600TH NHL GAME:** 4/7/09 at Carolina  
**100TH NHL ASSIST:** 12/16/09 vs. Washington  
**100TH NHL POINT:** 11/30/05 vs. Colorado

## SINGLE GAME HIGHS

<b>GOALS</b>	2 (five times)	<b>Last:</b> 1/2/09 at Phoenix
<b>ASSISTS</b>	3	12/26/07 vs. Toronto
<b>POINTS</b>	3 (five times)	<b>Last:</b> 1/3/09 at San Jose
<b>PIM</b>	15	3/5/06 vs. St. Louis

DWAYNE  
ROLOSON



**DWAYNE ROLOSON**





## 30 DWAYNE ROLOSON

GOALTENDER • 6-1, 180 • CATCHES LEFT • BORN 10.12.1969 IN SIMCOE, ON

DWAYNE  
ROLOSON

**TRANSACTIONS:** Signed as a free agent by the Calgary Flames, July 4, 1994. Signed as a free agent by the Buffalo, July 15, 1998. Claimed by the Columbus Blue Jackets from Buffalo in the Expansion Draft, June 23, 2000. Signed as a free agent by the St. Louis Blues, July 14, 2000. Signed as a free agent by the Minnesota Wild, July 2, 2001. Signed as a free agent by Rauma (Finland), October 18, 2004. Traded to the Edmonton Oilers by Minnesota for Edmonton's 1st round choice (later traded to Los Angeles - Los Angeles selected Trevor Lewis) in 2006 Entry Draft and Edmonton's 3rd round choice (later traded to Atlanta - Atlanta selected Spencer Machacek) in the 2007 NHL Entry Draft, March 8, 2006. Signed by the Islanders to a two-year contract on July 1, 2009.

**LAST SEASON:** Posted a 28-24-9 record with a 2.77 GAA (166 GA, 3596:51 MIN) & a .915 save pct. (1953 SHA-1787 SVS) in 63 games played ... Appeared in his 60th game of the season vs MIN (Mar. 31) to become the oldest goaltender in NHL history (39 years, 170 days) to play 60-or-more games in a season ... Made 43 saves in a 5-3 win over the Vancouver Canucks (Apr. 4) for his 28th win of the season. The 28 wins were a new single-season career-high, surpassing his previous high for wins (27 in 2006-07) ... Made a season-high 51 saves in 5-3 win against the Anaheim Ducks (Mar. 27) to earn his 27th win of the season and 77th career Oilers victory ... With his 77th win, he moved past Curtis Joseph into sole possession of 6th place on Oilers career victory list ... Started 36 games (Jan. 18-Apr. 7), to establish a new Oilers record for most consecutive starts. The previous Edmonton record of 20 consecutive starts was shared by Grant Fuhr & Bill Ranford. The streak ended in Calgary on April 10.

**CAREER: 2007-08:** Posted 15-17-5 with a 3.05 GAA

(119 GA, 2340 MIN), .901 save pct. (1085 SVS, 12034 SHA) in 43 GP...Made 37 starts & six relief appearances...Was 5-4 in overtime with all nine games going to a shootout...Stopped 27 of 37 shootout shots (.730)...Faced season-high 49 shots against & made season-high 48 saves in 2-1 SO win at San Jose ... Season-high three-game winning streak saw him go 3-0-0 from Mar. 15-18 with a 2.27 GAA & .943 save pct...Played in his 100th career Oilers game at Colorado (Nov. 7)...Stopped both penalty shots he faced during the season as he turned aside Jarome Iginla at 14:13 of 1st period in 3-1 win vs. Calgary (Oct. 5) & Rick Nash at 14:04 of 1st period in 3-1 win vs. Columbus (Nov. 26). **2006-07:** Finished with a 27-34-6 record and a 2.75 GAA, .909 save pct. & 4 shutouts in 68 GP...Among NHL leaders in games (6th), minutes (7th), shutouts (15th) & wins (17th)...Established single-season career-highs in games, minutes played, wins and losses...His 68 games played ranks 8th on the Oilers all-time single season list for goaltenders ... Registered his 100th career NHL win in a 4-3 win at Colorado (Oct. 14)...The 27 wins surpassed his previous high of 23 set with Minnesota in 2002-03...Registered four shutouts: vs. Washington (Oct. 28, 4-0, 19 saves), Vancouver (Dec. 4, 4-0, 36 saves), Dallas (Dec. 8, 2-0, 22 saves) & Columbus (Feb. 22, 4-0, 28 saves)...Finished second among NHL goaltenders with three assists, one behind Marty Turco of Dallas ... Posted back-to-back shutouts at Dallas (Dec. 8, 22 saves) & Vancouver (Dec. 4, 36 saves)...Had a career-high six-game winning streak (6-0-0; Nov. 10-24). **2005-06:** Appeared in 43 games for Edmonton & Minnesota, compiling a 14-24-5 record with a 2.73 GAA, .908 save pct. & two shutouts...Began the season with Minnesota and had a record of 6-17-1 in 24 appearances with a 3.00 GAA...Acquired by the Oilers on March 7, in a trade with Minnesota...



Appeared in 19 games with the Oilers and was 8-7-4 with one shutout, a 2.42 GAA and .905 save pct... played 19 consecutive complete games (Mar. 9-Apr. 13), falling one short of Oilers team record shared by Grant Fuhr (Dec. 22/87 to Feb. 3/88) & Bill Ranford (Oct. 6-Nov. 23/90)...Made 20 saves to register first Oilers shutout in 4-0 win vs. Los Angeles (Mar. 30)... **2004-05:** Was 20-10-4 with four shutouts and a 2.05 GAA for Lukko Aauma of the SM-Liiga in Finland...added two more shutouts in 9 playoff games with a 4-5 record & 2.11 GAA. **2003-04:** Registered career-best & franchise records in GAA (1.88) & save pct. (.933) & tied career best with 5 shutouts for Minnesota...was 19-18-11 in 48 games...recorded the league's best save percentage to earn the MBNA/Mastercard Roger Crozier Saving Grace Award...Was 2nd in NHL with 1.88 GAA...Made first NHL All-Star Game appearance...Named Minnesota's first recipient of NHL Defensive Player of the Week Award on Dec. 21. **2002-03:** Played career-high 50 games & posted career-bests in wins (23), minutes played (2945)...Ranked 2nd in NHL with a .927 save pct. & 3rd in GAA at 2.00...Earned first playoff win in Minnesota history at Colorado (April 10). **2001-02:** Made 45 appearances in first season with the Wild, posting a 14-20-7 record and 2.85 GAA...Made career-high 53 saves in 5-3 win at Boston (Nov. 8)...Made 36 saves to earn 0-0 SO in Minnesota debut in season opener at San Jose (Oct. 6). **2000-01:** Backstopped Worcester IceCats to AHL regular season title...Named to AHL First All-Star Team & won the Aldege "Baz" Bastien Memorial Award as the AHL's outstanding goaltender...Had a 32-15-5 record with a 2.17 GAA & .929 save pct...Led AHL goaltenders in GAA, save pct., wins, shutouts (6) & minutes played (3127)...Was 6-5 with a 1.98 GAA & a shutout in 11 playoff games. **1999-00:** Appeared in 14 games in 4th NHL season & 1st with Buffalo...Went 1-7-3 with a 2.84 GAA...Played in 100th career NHL game at Toronto (Jan. 3). **1998-99:** Was 6-8-2 with a 2.77 GAA in 18 games with Buffalo...recorded 2nd career shutout with 15 saves vs. Vancouver (Feb. 28)...made Stanley Cup playoff debut and was 1-1 with a 4.32 in four games...made 28 saves in first ever post-season start in Game 1 of CF at Toronto (May 23). **1997-98:** Finished 2nd NHL season with Calgary with a 2.99 GAA & a 11-16-8 record...had four assists in 39 games for the Flames. **1996-97:** Made NHL debut with Calgary...was 9-14-3 with 2.89 GAA & a shutout in 31 games...earned a 3-3 OT tie at Dallas (Nov. 13) in first career

game...made 22 saves to record first NHL shutout vs. Los Angeles (Nov. 28). **1995-96:** Went 33-22-11 with a 2.83 GAA in 67 games for Saint John (AHL)...was 10-6 in 16 playoff games. **1994-95:** Signed as a free agent by Calgary & spent first pro season with Saint John (AHL)...was 16-21-8 with a 3.42 GAA in 46 games during his pro debut...went 1-4 with a 2.61 GAA in five playoff games.

**PLAYOFFS: 2006:** Backstopped the Oilers to their 1st Stanley Cup Final appearance since 1990...was 12-5 with a 2.33 GAA, .927 save pct. & a shutout in 18 games...ranked among playoff leaders in games (2nd), wins (2nd), save pct. (2nd), shutouts (3rd) & GAA (5th)...his 12 wins were the 5th most in Oilers playoff history and were the most by an Edmonton goaltender since Bill Ranford won 16 games in 1990...earned his 1st Oilers playoff win in that game as he set a new team record for most saves in one game with 54, surpassing the previous mark of 53 held by Tommy Salo...registered 1st playoff shutout with Edmonton with 24 saves in Game 6 of CSF vs. San Jose (May 17)...had a seven-game winning streak from May 10-23...suffered a sprained right knee at the 14:06 mark of the 3rd period in Game 1 of the SCF at Carolina and was out of the lineup for the remainder of the post-season.

**COLLEGE:** Played four seasons with U of Massachusetts-Lowell (1990-94)...had a career record of 51-44-9 in 106 games & registered consecutive 20-win seasons during his junior and senior years...His senior season of 1993-94 saw him named the Hockey East Player of the Year and he was selected to NCAA East First All-American Team & Hockey East First All-Star Team as he recorded an NCAA leading 2.76 GAA.

**INTERNATIONAL:** Helped Canada win gold medal at 2007 IIHF World Championship in Moscow...was 4-0-0 with a 2.50 GAA & .911 save pct. in four starts.

# STATISTICS REGULAR SEASON PLAYOFFS

DWAYNE  
 ROLOSON

SEASON	CLUB	LEA	GP	MIN	GA	SO	GAA	REC	SOG	SV	SV%	GP	MIN	GA	SO	GAA	REC
1990-91	U. Mass-Lowell	NCAA	15	823	63	0	4.59	5-9-0	-	-	-	-	-	-	-	-	-
1991-92	U. Mass-Lowell	NCAA	12	660	52	0	4.73	3-8-0	-	-	-	-	-	-	-	-	-
1992-93	U. Mass-Lowell	NCAA	39	2,342	150	0	3.84	20-17-2	-	-	-	-	-	-	-	-	-
1993-94	U. Mass-Lowell	NCAA	40	2,305	106	0	2.76	23-10-7	-	-	-	-	-	-	-	-	-
1994-95	Saint John	AHL	46	2,734	156	1	3.42	16-21-8	-	-	-	5	298	13	0	2.61	1-4
1995-96	Saint John	AHL	67	4,026	190	1	2.83	33-22-11	-	-	-	16	1,027	49	1	2.86	10-6
1996-97	CALGARY	NHL	31	1,618	78	1	2.89	9-14-3	760	682	.897	-	-	-	-	-	-
	Saint John	AHL	8	481	22	1	2.75	6-2-0	-	-	.910	-	-	-	-	-	-
1997-98	CALGARY	NHL	39	2,205	110	0	2.99	11-16-8	997	887	.890	-	-	-	-	-	-
	Saint John	AHL	4	245	8	0	1.96	3-0-1	-	-	.939	-	-	-	-	-	-
1998-99	BUFFALO	NHL	18	911	42	1	2.77	6-8-2	460	418	.909	4	139	10	0	4.31	1-1
	Rochester	AHL	2	120	4	0	2.00	2-0-0	-	-	-	-	-	-	-	-	-
1999-00	BUFFALO	NHL	14	677	32	0	2.84	1-7-3	277	245	.884	-	-	-	-	-	-
2000-01	Worcester	AHL	52	3,127	113	6	2.17	32-15-5	-	-	.929	11	697	23	1	4.31	6-5
	ST. LOUIS	NHL	0	0	0	0	0.00	0-0-0	0	0	.000	-	-	-	-	-	-
2001-02	MINNESOTA	NHL	45	2,506	112	5	2.68	14-20-5	1132	1020	.901	-	-	-	-	-	-
2002-03	MINNESOTA	NHL	50	2,945	98	4	2.00	23-16-8	1334	1236	.927	11	579	25	0	2.59	5-6
2003-04	MINNESOTA	NHL	48	2,847	89	5	1.88	19-18-11	1323	1234	.933	-	-	-	-	-	-
2004-05	Lukko Rauma	FIN	34	2,048	70	4	2.05	20-10-4	-	-	-	9	579	18	2	2.11	4-5
2005-06	MINNESOTA	NHL	24	1,361	68	1	3.00	6-17-1	759	691	.910	-	-	-	-	-	-
	EDMONTON	NHL	19	1,163	47	1	2.42	8-7-4	497	450	.905	18	1,160	45	1	2.33	12-5
2006-07	EDMONTON	NHL	68	3,932	180	4	2.75	27-34-6	1969	1789	.909	-	-	-	-	-	-
	Canada	WC-A	4	240	10	0	2.50	4-0-0	-	-	-	-	-	-	-	-	-
2007-08	EDMONTON	NHL	43	2,340	119	0	3.05	15-17-5	1204	1085	.901	-	-	-	-	-	-
2008-09	EDMONTON	NHL	63	3,597	166	1	2.77	28-24-9	1953	1787	.915	-	-	-	-	-	-
	NHL TOTALS			462	26,102	1,141	23	2.62	167-198-67	12,665	11,524	.910	33	1,878	80	1	2.56

## VS. NHL

OPPONENT	GP	REC	SO	GA	GAA	OPPONENT	GP	REC	SO	GA	GAA
Anaheim	18	8-7-3	0	47	2.58	Montreal	8	3-2-3	0	22	2.65
Atlanta	7	4-0-2	0	16	2.59	Nashville	12	3-6-2	0	32	2.82
Boston	5	3-1-1	0	9	1.78	New Jersey	9	0-6-2	0	22	2.97
Buffalo	6	0-4-2	0	13	2.93	NY Islanders	7	4-2-1	0	16	2.26
Calgary	29	9-16-4	1	75	2.59	NY Rangers	6	1-3-2	0	14	2.25
Carolina	9	3-4-0	0	16	2.33	Ottawa	7	3-3-1	1	16	2.44
Chicago	22	11-7-2	0	52	2.56	Philadelphia	6	3-3-0	1	20	3.56
Colorado	35	12-14-6	0	109	3.40	Phoenix	26	12-9-2	0	12	2.50
Columbus	20	8-9-2	2	42	2.16	Pittsburgh	5	2-2-0	0	12	2.54
Dallas	18	4-7-4	1	44	2.84	San Jose	28	11-12-3	1	79	3.02
Detroit	28	7-16-4	1	80	3.04	St. Louis	16	9-3-4	3	29	1.77
Edmonton	16	3-11-0	1	50	3.49	Tampa Bay	7	4-2-1	1	15	2.10
Florida	8	5-3-0	1	16	2.10	Toronto	8	1-6-0	0	20	2.88
Los Angeles	25	7-11-5	2	52	2.19	Vancouver	40	15-14-7	5	87	2.29
Minnesota	23	7-13-3	0	62	2.80	Washington	8	5-2-1	2	14	1.74

## CAREER HIGHS

SAVES	53	5-3 W at Boston (Nov. 8)
WIN STREAK	6	11/10/06 - 11/24/06 (6-0-0)
UNBEATEN STREAK	6	11/10/06 - 11/24/06 (6-0-0)
CONSECUTIVE STARTS	36	1/18/09 - 4/7/09
APPEARANCES / SEASON	63	2008-09
WINS / SEASON	28	2008-09
SHUTOUTS / SEASON	5 (two times)	2001-02, 2003-04
MINUTES / SEASON	3,932	2006-07

## MILESTONES

1ST NHL GAME: 11/13/96 vs. Dallas

1ST NHL SHUTOUT: 11/28/96 vs. Los Angeles

100TH NHL WIN: 10/14/06 at Colorado

## SCORING

SEASON	TEAM	G	A	PTS	PIM
1996-97	CALGARY	0	0	0	2
1997-98	CALGARY	0	4	4	10
1998-99	BUFFALO	0	0	0	4
1999-00	BUFFALO	0	0	0	0
2001-02	MINNESOTA	0	0	0	8
2002-03	MINNESOTA	0	1	1	4
2003-04	MINNESOTA	0	1	1	8
2005-06	MINNESOTA	0	0	0	6
	EDMONTON	0	1	1	2
2006-07	EDMONTON	0	3	3	12
2007-08	EDMONTON	0	1	1	2
2008-09	EDMONTON	0	1	1	10



**JON SIM**



## 16 JON SIM

LEFT WING • 5-10, 195 • SHOOTS LEFT • BORN 9.29.1977 IN NEW GLASGOW, NS

**TRANSACTIONS:** Drafted by Dallas in the third round (70th overall) of the 1996 NHL Entry Draft. Traded to Nashville on February 17, 2003 for Andy Berenzweig and a conditional draft selection in the 2004 NHL Entry Draft. Claimed off waivers by Los Angeles on March 8, 2003. Claimed off waivers by Pittsburgh on March 4, 2004. Signed as a free agent by Phoenix on September 2, 2004. Signed as a free agent by Philadelphia on August 2, 2005. Traded to Florida on January 23, 2006 for a sixth round draft selection in the 2007 NHL Entry Draft. Signed as a free agent by Atlanta on July 13, 2006. Signed by the Islanders as a free agent on July 1, 2007.

**LAST SEASON:** Recorded 100th NHL point on Nov. 1 vs. Montreal...Recorded career-high three assists and +4 rating on Mar. 2 vs. Colorado...Reassigned to the Bridgeport Sound Tigers (AHL) on Mar. 4 and recorded 13 goals and 10 assists for 23 points in 18 games...Led Sound Tigers with an average of 1.28 points per game...Led the Sound Tigers in playoff scoring with five points (2 goals & 3 assists) in the team's Division Semifinal loss to the Wilkes-Barre/Scranton Penguins.

**CAREER:** **2007-08:** Saw action in only the first two games in his first year as an Islander after knee surgery forced him to miss the remainder of the season...Recorded his first and only point with the Islanders on October 6 vs. Buffalo. **2006-07:** Tied a career-high with 17 goals and finished fifth on Atlanta...Recorded a career-high 60 penalty minutes...Matched a career-high six shots on goal on March 8 vs. Montreal...Played in his 300th NHL game on March 10 versus Tampa Bay. **2005-06:** Split season between Florida and Philadelphia...Set new career-highs in goals with 17, assists with 15, points with 32, shots with 172 and power play goals with eight. **2004-05:** Recorded minor-league highs with 35 goals, 26 assists and 61 points...Set Philadelphia Phantoms (AHL) club record with ten game-winning goals. **2003-04:** Split season between Pittsburgh Penguins and Los Angeles Kings. **2002-03:** Split season between Nashville Predators, Los Angeles, Dallas

and Utah Grizzlies (AHL)...Recorded minor-league high 31 assists...Finished fourth on Utah in assists and points with 47...Finished third on Utah in goals with 16...Led Utah with +11 rating. **2001-02:** Split season between Dallas and Utah... Ranked second on Utah in goals with 21 despite playing in just 31 games. **2000-01:** Split season between Utah and Dallas...Finished fifth on Utah in goals with 16 despite only playing in 39 games. **1999-00:** Split season between Dallas and Michigan of the IHL... Talled two goals on Nov. 9 at St. Louis for his first NHL multiple-goal and point game...Finished third on Michigan with 30 points and goals with 14. **1998-99:** Made his NHL debut on March 28 at Nashville... Scored his first NHL goal and point on March 31 versus Tampa Bay (Schwab)...Finished third on Michigan and second among IHL rookies with 51 points...Tied for second on Michigan and tied for first among IHL first-year players in goals with 24...Tied for fifth on Michigan and second among league's rookies in assists with 27...Named Michigan's Rookie of Year... Played in IHL All-Star Game.

**PLAYOFFS:** **2007:** Played in all four ECQF games versus NY Rangers. **2005:** Helped Philadelphia (AHL) win Calder Cup Championship...Second on Philadelphia and tied for second in AHL in goals with 10...Tied for AHL lead with five power play goals...Third on team with 17 postseason points. **2000:** Scored first playoff goal in Game 1 of the Stanley Cup Finals against New Jersey on May 30. **1999:** Was a member of the Dallas Stars Stanley Cup Championship team.

**JUNIOR:** **1997-98:** Tied for eighth in OHL with Sarnia-best 94 points...Led Sarnia in goals with 44 and assists with 50. **1996-97:** Tied for ninth in OHL and second on Sarnia with 95 points...Topped OHL in goals and tied career-high with 56...Fifth on Sarnia in assists with 39. **1995-96:** Finished seventh in OHL with Sarnia-leading 102 points...Led Sarnia in goals with 56 and tied third in assists with 46...Set OHL career bests in goals, assists and points. **1994-95:** Made OHL debut with Sarnia...Also played with Laval of the QMJHL.

# STATISTICS REGULAR SEASON PLAYOFFS

SEASON	CLUB	LEA	GP	G	A	PTS	PIM	PP	SH	GW	+/-	GP	G	A	PTS	PIM	+/-
1994-95	Laval	QMJHL	9	0	1	1	6	-	-	-	-	-	-	-	-	-	-
	Sarnia	OHL	25	9	12	21	19	-	-	-	-	4	3	2	5	2	-
1995-96	Sarnia	OHL	63	56	46	102	130	-	-	-	-	10	8	7	15	26	-
1996-97	Sarnia	OHL	64	56	39	95	109	-	-	-	-	12	9	5	14	32	-
1997-98	Sarnia	OHL	59	44	50	94	95	12	1	7	+23	5	1	4	5	14	-
1998-99	DALLAS	NHL	7	1	0	1	12	0	0	0	+1	4	0	0	0	0	-1
	Michigan	IHL	68	24	27	51	91	12	1	2	-19	5	3	1	4	18	-
1999-00	DALLAS	NHL	25	5	3	8	10	2	0	1	+4	7	1	0	1	6	0
	Michigan	IHL	35	14	16	30	65	6	0	2	-5	-	-	-	-	-	-
2000-01	DALLAS	NHL	15	0	3	3	6	0	0	0	-2	-	-	-	-	-	-
	Utah	IHL	39	16	13	29	44	-	-	-	-	-	-	-	-	-	-
2001-02	DALLAS	NHL	26	3	0	3	10	1	0	0	-3	-	-	-	-	-	-
	Utah	AHL	31	21	6	27	63	-	-	-	-	-	-	-	-	-	-
2002-03	DALLAS	NHL	4	0	0	0	0	0	0	0	-1	-	-	-	-	-	-
	NASHVILLE	NHL	4	1	0	1	0	0	0	0	EVEN	-	-	-	-	-	-
	LOS ANGELES	NHL	14	0	2	2	19	0	0	0	-3	-	-	-	-	-	-
	Utah	AHL	42	16	31	47	85	10	1	2	+11	-	-	-	-	-	-
2003-04	LOS ANGELES	NHL	48	6	7	13	27	0	0	1	EVEN	-	-	-	-	-	-
	PITTSBURGH	NHL	15	2	3	5	6	0	0	1	-4	-	-	-	-	-	-
2004-05	Utah	AHL	10	2	2	4	12	2	0	0	-8	-	-	-	-	-	-
	Philadelphia	AHL	63	35	26	61	66	7	3	10	+29	21	10	7	17	44	+7
2005-06	PHILADELPHIA	NHL	39	7	7	14	28	4	0	2	-6	-	-	-	-	-	-
	FLORIDA	NHL	33	10	8	18	26	4	0	3	-1	-	-	-	-	-	-
2006-07	ATLANTA	NHL	77	17	12	29	60	2	0	1	-1	4	0	0	0	0	-1
2007-08	NY ISLANDERS	NHL	2	0	1	1	2	0	0	0	-1	-	-	-	-	-	-
2008-09	NY ISLANDERS	NHL	49	9	6	15	42	3	0	0	-12	-	-	-	-	-	-
	Bridgeport	AHL	18	13	10	23	12	8	0	0	-5	5	2	3	5	10	+1
NY ISLANDERS TOTALS			51	9	7	16	44	3	0	0	-13	-	-	-	-	-	-
NHL TOTALS			358	61	52	113	248	16	0	9	-29	15	1	0	1	6	-2

## VS. NHL

OPPONENT	GP	G	A	PTS	PIM	OPPONENT	GP	G	A	PTS	PIM
Anaheim	9	1	0	1	16	Montreal	8	3	0	3	4
Atlanta	15	3	1	4	8	Nashville	6	0	2	2	10
Boston	12	1	0	1	8	New Jersey	19	3	1	4	8
Buffalo	14	3	2	5	6	NY Islanders	12	2	4	6	2
Calgary	9	0	0	0	8	NY Rangers	14	1	3	4	4
Carolina	20	8	2	10	18	Ottawa	13	3	2	5	22
Chicago	9	0	5	5	6	Philadelphia	12	0	3	3	8
Colorado	12	0	3	3	10	Phoenix	10	3	1	4	9
Columbus	11	1	0	1	12	Pittsburgh	16	1	3	4	11
Dallas	8	3	1	4	2	San Jose	7	0	1	1	5
Detroit	8	0	0	0	2	St. Louis	11	3	2	5	8
Edmonton	7	1	2	3	2	Tampa Bay	23	2	2	4	21
Florida	15	2	1	3	12	Toronto	12	1	1	2	4
Los Angeles	6	0	1	1	2	Vancouver	8	2	1	3	6
Minnesota	8	2	0	2	0	Washington	24	12	8	20	14

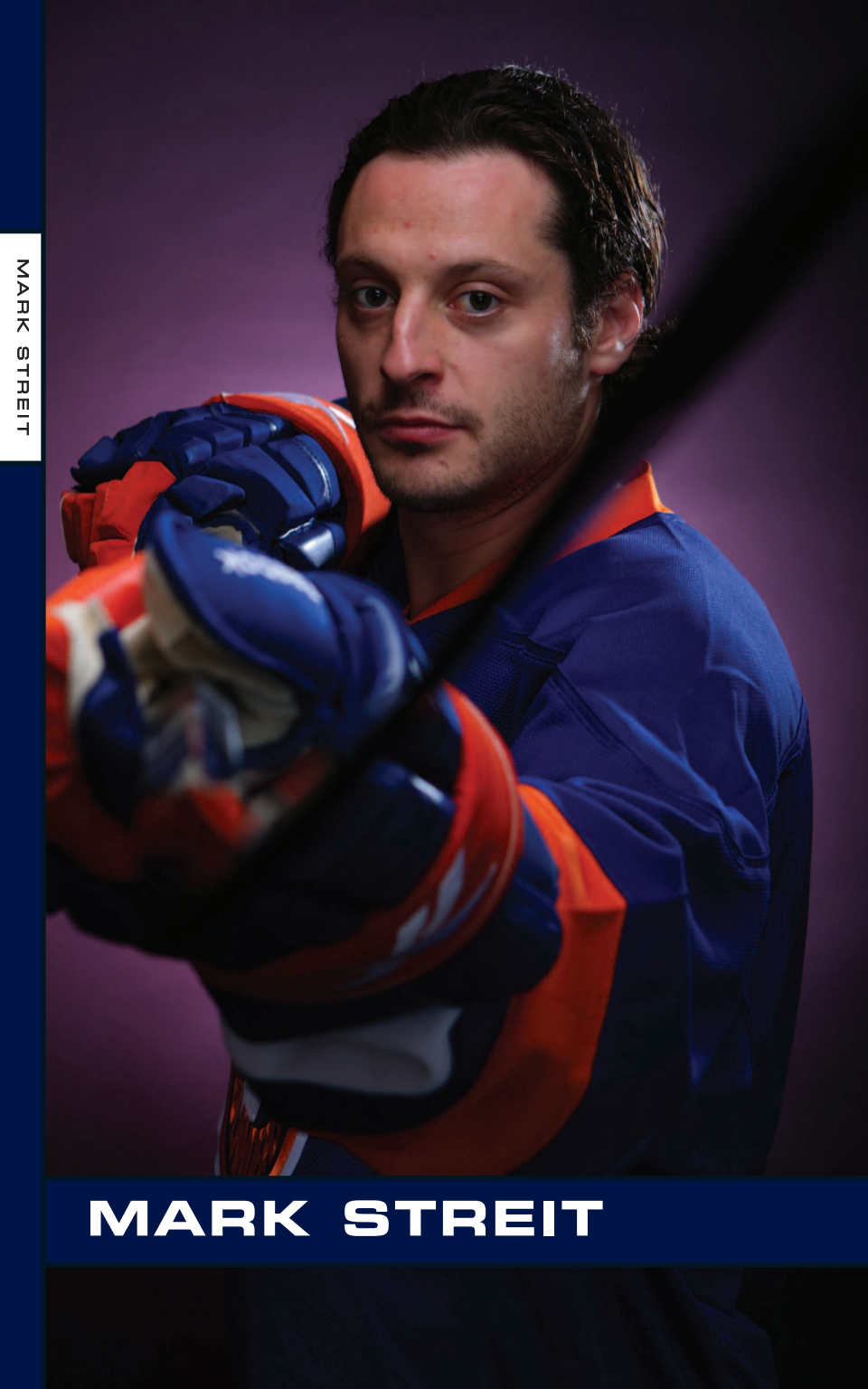
## MILESTONES

1ST NHL GAME: 3/28/99 at Nashville  
 1ST NHL GOAL/POINT: 3/31/99 vs. Tampa Bay (Schwab)  
 1ST NHL ASSIST: 11/17/99 at Washington  
 100TH NHL GAME: 11/1/03 vs. Phoenix  
 200TH NHL GAME: 1/27/06 vs. New Jersey  
 300TH NHL GAME: 3/10/07 vs. Tampa Bay  
 100TH NHL POINT: 11/1/08 vs. Montreal

## SINGLE GAME HIGHS

GOALS 3 2/7/06 at Washington  
 ASSISTS 3 3/2/09 vs. Colorado  
 POINTS 4 2/7/06 at Washington  
 PIM 10 11/29/08 vs. Ottawa



A portrait of Mark Streit, a professional ice hockey player. He is wearing a blue and orange jersey and blue and orange gloves. He is looking directly at the camera with a serious expression. His hands are raised in front of him, with the gloves partially visible. The background is a dark, solid color.

MARK STREIT

**MARK STREIT**



## 2 MARK STREIT

DEFENSEMAN • 6-0, 197 • SHOOTS LEFT • BORN 12.11.1977 IN BERN, SWITZERLAND

**TRANSACTIONS:** Selected by Montreal in the ninth round (262nd overall) of the 2004 NHL Entry Draft. Signed by the Islanders as a free agent on July 1, 2008.

**LAST SEASON:** Led the Islanders in games played (74), assists (40), points (56), power-play goals (10), power-play assists (19), power-play points (29) and average time on ice (25:13)...Established new career highs in goals (16), power-play goals, plus/minus (+6), shooting percentage (10.7), average time on ice and penalty minutes (62)...Among NHL defensemen, finished tied for fifth in goals, tied for ninth in assists, seventh in points, tied for fourth in power-play goals, tied for sixth in power-play points and ninth in average time on ice...Became the first Islanders' defenseman to lead the team in scoring since 1976-77 (Denis Potvin: 25-55-80) and the first Islanders' defenseman to record 50 or more points in a season since 1993-94 (Vladimir Malakhov: 10-47-57)...Represented the Islanders at the 2009 NHL All-Star Game and recorded two assists and finished +3...Became the first Swiss-born NHL player to be named to the All-Star Team...Recorded points in five consecutive games from Oct. 23-Nov. 1 (4 goals & 3 assists for 7 points) and recorded a team-high, five-game assist streak from Dec. 27-Jan. 3 (1 goal & 5 assists for 6 points)...Recorded 100th NHL assist and tied career high with three assists on Dec. 16 vs. Washington...Named the Islanders' nomination for the Masterton Trophy, which is awarded to the player who best exemplifies the qualities of perseverance, sportsmanship and dedication to hockey.

**CAREER: 2007-08:** Finished tied for third among NHL defensemen in scoring with 62 points, tied for seventh in goals scored with 13 and fourth in assists with 49...Set career-bests in goals, assists and points...Finished tied for second among defensemen

in power play scoring with 34 points and was fourth in assists with 27...Was tied for 11th overall in the NHL in points on the power play and tied for seventh in assists...Was third in the league among defensemen in points-per-game with .77...Finished third on Montreal in scoring, first among defensemen, and tied for the club lead in assists...Was second on Montreal in power play scoring and aided the club to an NHL-best power play...Finished the season on a career-high seven-game scoring streak (1 goal & 9 assists for 10 points)...Scored 100th NHL point (assist) on March 20 at Boston...Played in 200th NHL game on March 22 vs. Boston...Played in a career-high 81 games. **2006-07:** Finished eighth on Montreal in scoring with 35 points and seventh in assists with 26...Was tied for seventh on Montreal in power play scoring with 14 points...Was named the Montreal candidate for the Bill Masterton Trophy, an award given for perseverance in hockey. **2005-06:** Made his NHL debut on October 8 at Toronto and recorded his first NHL point/assist...Scored his first NHL goal and first multi-point game on January 14 vs. San Jose. **2004-05:** Named Best Defenseman in the Swiss League...Helped guide the Zurich Lions to the Swiss League Finals for a second straight season...Finished third on the team, first among defensemen, in scoring with 43 points...Was tied for ninth in the league and second among defensemen, in assists with 29. **2003-04:** Ranked second among all Swiss League defensemen and ranked third on his team in points. **2002-03:** Finished fifth on Swiss League-leading Zurich in assists with 20. **2001-02:** Finished sixth on Zurich in points with 23 and assists with 16. **2000-01:** Returned to the Swiss League with Zurich after spending a season in North America. **1999-00:** Split season between Springfield of the AHL, Tallahassee of the ECHL and Utah of the IHL. **1998-99:** Finished sixth on Davos of the Swiss

League in assists with 18. **1997-98:** Played with Davos. **1996-97:** Played in first season with Davos. **1995-96:** Played with Fribourg-Gotteron of the Swiss League as an 18-year old.

**PLAYOFFS: 2008:** Played in 11 of 12 games for Montreal and scored a goal and three assists... Scored first NHL playoff point, an assist, in Game One of the ECQF versus Boston on April 10... Scored first playoff goal in Game Seven versus Boston on April 21. **2006:** Made his NHL playoff debut on April 28 vs. Carolina Hurricanes.

**INTERNATIONAL: 2007:** Was named as one of the Top-3 players from the Swiss National Team at the World Championships. **2006:** Represented Switzerland in the Olympics and scored two goals and an assist... Helped lead the Swiss to the quarter-finals... Led the Swiss Team at the World Championships with a +4 rating. **2005:** Scored a goal with six assists in seven games for the Swiss at the World Championships. **2002:** Named Captain of the Swiss National Team... Scored a goal and an assist in the Olympics.

STATISTICS REGULAR SEASON													PLAYOFFS					
SEASON	CLUB	LEA	GP	G	A	PTS	PIM	PP	SH	GW	+/-		GP	G	A	PTS	PIM	+/-
1995-96	Fribourg	Swiss	34	2	2	4	6	-	-	-	-		4	0	0	0	2	-
1996	Switzerland	WJC	5	1	0	1	4	-	-	-	-		-	-	-	-	-	-
1996-97	Davos	Swiss	46	2	9	11	18	-	-	-	-		6	0	0	0	0	-
1997	Switzerland	WJC	6	2	0	2	31	-	-	-	-		-	-	-	-	-	-
1997-98	Ambri	Swiss	2	0	0	0	0	-	-	-	-		-	-	-	-	-	-
1998	Switzerland	WC	9	0	0	0	2	-	-	-	-		-	-	-	-	-	-
1997-98	Davos	Swiss	38	4	10	14	14	-	-	-	-		18	1	5	6	20	-
1998-99	Davos	Swiss	44	7	18	25	42	-	-	-	-		6	3	3	6	8	-
1999	Switzerland	WC	6	4	0	4	2	-	-	-	-		-	-	-	-	-	-
1999-00	Springfield	AHL	43	3	12	15	18	-	-	-	-		5	0	0	0	2	-
	Utah	IHL	1	0	1	1	2	-	-	-	-		-	-	-	-	-	-
	Tallahassee	ECHL	14	0	5	5	16	-	-	-	-		-	-	-	-	-	-
2000	Switzerland	WC	7	0	1	1	4	-	-	-	-		-	-	-	-	-	-
2000-01	Zurich	Swiss	44	5	11	16	48	-	-	-	-		16	2	5	7	37	-
2001	Switzerland	WC	6	0	3	3	2	-	-	-	-		-	-	-	-	-	-
2001-02	Zurich	Swiss	28	6	17	23	36	-	-	-	-		16	0	6	6	14	-
2002	Switzerland	OLY	4	1	1	2	0	-	-	-	-		-	-	-	-	-	-
	Switzerland	WC	6	0	3	3	4	-	-	-	-		-	-	-	-	-	-
2002-03	Zurich	Swiss	37	4	19	23	62	-	-	-	-		12	1	7	8	2	-
2003	Switzerland	WC	7	0	4	4	10	-	-	-	-		-	-	-	-	-	-
2003-04	Zurich	Swiss	48	12	24	36	78	-	-	-	-		13	5	2	7	14	-
2004	Switzerland	WC	7	1	1	2	2	-	-	-	-		-	-	-	-	-	-
2004-05	Zurich	Swiss	44	14	29	43	46	-	-	-	-		15	4	11	15	20	-
2005	Switzerland	WC	7	1	6	7	4	-	-	-	-		-	-	-	-	-	-
2005-06	MONTREAL	NHL	48	2	9	11	28	2	0	0	-6		1	0	0	0	0	0
2006	Switzerland	OLY	6	2	1	3	6	-	-	-	-		-	-	-	-	-	-
	Switzerland	WC	6	0	3	3	6	-	-	-	-		-	-	-	-	-	-
2006-07	MONTREAL	NHL	76	10	26	36	14	2	1	1	-5		-	-	-	-	-	-
2007	Switzerland	WC	7	1	3	4	6	-	-	-	-		-	-	-	-	-	-
2007-08	MONTREAL	NHL	81	13	49	62	28	7	0	3	-6		11	1	3	4	8	-1
2008-09	NY ISLANDERS	NHL	74	16	40	56	62	10	1	1	+5		-	-	-	-	-	-
	NY ISLANDERS TOTALS		74	16	40	56	62	10	1	1	+5		-	-	-	-	-	-
	NHL TOTALS		279	41	124	165	132	21	2	5	-12		12	1	3	4	8	-1

## VS. NHL

OPPONENT	GP	G	A	PTS	PIM
Anaheim	3	0	1	1	4
Atlanta	13	0	8	8	8
Boston	23	1	18	19	8
Buffalo	23	3	16	19	4
Calgary	3	0	1	1	4
Carolina	15	4	4	8	14
Chicago	3	2	3	5	4
Colorado	3	0	1	1	0
Columbus	4	0	0	0	4
Dallas	3	1	2	3	4
Detroit	3	0	1	1	2
Edmonton	2	0	1	1	2
Florida	13	3	2	5	4
Los Angeles	2	0	1	1	0
Minnesota	3	0	2	2	2

OPPONENT	GP	G	A	PTS	PIM
Montreal	3	1	2	3	4
Nashville	3	1	1	2	0
New Jersey	16	1	5	6	10
NY Islanders	11	3	3	6	0
NY Rangers	14	5	4	9	6
Ottawa	26	3	7	10	12
Philadelphia	13	3	5	8	8
Phoenix	3	0	1	1	0
Pittsburgh	17	2	7	9	8
San Jose	3	1	3	4	4
St. Louis	3	0	1	1	0
Tampa Bay	13	2	7	9	6
Toronto	21	2	8	10	8
Vancouver	3	0	0	0	0
Washington	14	3	9	12	0

## MILESTONES

**1ST NHL GAME:** 10/8/05 at Toronto

**1ST NHL GOAL** 1/14/06 vs. San Jose (Nabokov)

**1ST NHL ASSIST/POINT:** 10/8/05 at Toronto

**100TH NHL GAME:** 2/13/07 vs. Florida

**200TH NHL GAME:** 3/22/08 vs. Boston

**100TH NHL ASSIST:** 12/16/08 vs. Washington

**100TH NHL POINT:** 3/20/08 at Boston

## SINGLE GAME HIGHS

**GOALS** 2 (two times)

**ASSISTS** 3 (three times)

**POINTS** 3 (seven times)

**PIM** 4 (four times)

**Last:** 3/15/09 at Chicago

**Last:** 12/16/08 vs. Washington

**Last:** 3/15/09 at Chicago

**Last:** 12/13/08 at Columbus

A portrait of a young man with short brown hair and light skin, looking directly at the camera with a serious expression. He is wearing a dark blue hockey jersey with orange trim around the collar and on the sleeves. The jersey has white laces on the front. He is also wearing blue and white hockey gloves. A hockey stick is visible in the foreground, partially obscuring his face and torso. The background is a dark, out-of-focus purple and blue gradient.

ANDY SUTTON

**ANDY SUTTON**



# 25 ANDY SUTTON

DEFENSEMAN • 6-6, 245 • SHOOTS LEFT • BORN 3.10.1975 IN KINGSTON, ON

**TRANSACTIONS:** Signed as an undrafted free agent by San Jose on March 20, 1998. Traded to Minnesota by San Jose on June 12, 2000 with a seventh round draft pick in the 2000 NHL Entry Draft and third round pick in the 2001 NHL Entry Draft for Minnesota's eighth round selection in the 2001 NHL Entry Draft. Traded to Atlanta by Minnesota for Hnat Domenichelli on January 22, 2002. Signed by the Islanders as a free agent on August 10, 2007.

**LAST SEASON:** PLAYED IN 500TH NHL GAME ON NOV. 17 VS. VANCOUVER...MISSED FINAL 50 GAMES OF THE SEASON WITH A BROKEN FOOT.

**CAREER: 2007-08:** Ranked second on the team with 86 penalty minutes...Scored his first goal as an Islander on December 29 vs. New Jersey and added an assist...Missed 24 games due to injury, including the last 22 games with a partial hamstring tear. **2006-07:** Ranked 19th in the NHL in blocked shots with 162 having played in just 55 games...Finished third among Atlanta defensemen with 14 assists...Tied career-high of two assists on Oct. 14 versus Washington...Played in his 400th NHL game on Nov. 24 versus Tampa Bay...Scored 100th NHL point (assist) on Feb. 22 versus Tampa Bay... Scored a shorthanded goal on April 4 vs. Washington. **2005-06:** Recorded a career-high 25 points in a career-best 76 games...Tied his career high with eight goals...Led Atlanta with 144 penalty minutes...Led Atlanta and was fourth in the NHL with 195 blocked shots...Led Atlanta defensemen and third overall on team with +13 rating... Tied a career-high two goals and three points on April 15 versus Boston. **2004-05:** Split season between ZSC of Switzerland National A League and GCK of Switzerland National B League. **2003-04:** Set career high of eight goals...Led

Atlanta defensemen in goals and finished second in points with 21...First among Atlanta defensemen and second on the club with seven power-play goals...Led Atlanta and tied for 11th in the NHL with an average of 31.2 shifts per game. **2002-03:** Set a career high with 18 assists...Scored his first career NHL shorthanded goal at Pittsburgh on Dec. 30...Suffered a high ankle sprain on Feb. 12 and missed final 27 games of season. **2001-02:** Split season between Minnesota and Atlanta...Recorded career-high two goals and three points on Oct. 12 versus Chicago. **2000-01:** Led Minnesota with 123 hits...Ranked second on the Wild with 131 penalty minutes...Skated in 100th NHL game against Dallas on Dec. 17. **1999-00:** Scored his first NHL goal on Oct. 14 at Nashville...Missed 23 games with a wrist injury. **1998-99:** Made NHL debut at Philadelphia on Oct. 28...Recorded his first career NHL point/assist on Feb. 8 at Phoenix...Recorded his first NHL multi-point game with two assists on April 2 at Vancouver.

**PLAYOFFS: 2007:** Made his Stanley Cup Playoff debut in Game 1 on April 12 versus NY Rangers...Played in all four ECQF games for Atlanta.

**COLLEGE: 1994-95:** Made collegiate debut with Michigan Tech. **1997-97:** Played in a collegiate career high 38 games and recorded career highs with 16 goals, 24 assists for 40 points...Led Michigan Tech defensemen and was second overall in team scoring...Scored a school-high 10 power play goals...Named WCHA co-Defensive Player of Year... Named to 1997-98 All-WCHA Second Team.



## STATISTICS REGULAR SEASON PLAYOFFS

SEASON	CLUB	LEA	GP	G	A	PTS	PIM	PP	SH	GW	+/-	GP	G	A	PTS	PIM	+/-
1994-95	Mich. Tech	WCHA	19	2	1	3	42	-	-	-	-	-	-	-	-	-	-
1995-96	Mich. Tech	WCHA	33	2	2	4	58	-	-	-	-	-	-	-	-	-	-
1996-97	Mich. Tech	WCHA	32	2	7	9	73	-	-	-	-	-	-	-	-	-	-
1997-98	Mich. Tech	WCHA	38	16	24	40	97	-	-	-	-	-	-	-	-	-	-
	Kentucky	AHL	0	0	0	0	33	-	-	-	-	-	-	-	-	-	-
1998-99	SAN JOSE	NHL	31	0	3	3	65	0	0	0	-4	-	-	-	-	-	-
	Kentucky	AHL	21	5	10	15	53	3	0	2	+9	5	0	0	0	23	-
1999-00	SAN JOSE	NHL	40	1	1	2	80	0	0	0	-5	-	-	-	-	-	-
	Kentucky	AHL	3	0	1	1	0	0	0	0	+2	-	-	-	-	-	-
2000-01	MINNESOTA	NHL	69	3	4	7	131	2	0	0	-11	-	-	-	-	-	-
2001-02	MINNESOTA	NHL	19	2	4	6	35	1	0	0	-4	-	-	-	-	-	-
	ATLANTA	NHL	24	0	4	4	46	0	0	0	EVEN	-	-	-	-	-	-
2002-03	ATLANTA	NHL	53	3	18	21	114	1	1	0	-8	-	-	-	-	-	-
2003-04	ATLANTA	NHL	65	8	13	21	94	7	1	1	EVEN	-	-	-	-	-	-
2004-05	Zurich	Swiss	8	2	2	4	32	-	-	-	-	1	0	1	1	2	-
	Zurich	Swiss-2	18	8	18	26	58	-	-	-	-	6	2	4	6	16	-
2005-06	ATLANTA	NHL	76	8	17	25	144	2	1	3	+13	-	-	-	-	-	-
2006-07	ATLANTA	NHL	55	2	14	16	76	0	1	0	+6	4	0	0	0	10	-2
2007-08	NY ISLANDERS	NHL	58	1	7	8	86	0	0	1	-6	-	-	-	-	-	-
2008-09	NY ISLANDERS	NHL	23	2	8	10	40	0	0	0	+3	-	-	-	-	-	-
	NY ISLANDERS TOTALS		81	3	15	18	126	0	0	1	-3	-	-	-	-	-	-
	NHL TOTALS		513	30	93	123	911	13	4	5	-16	4	0	0	0	10	-2

## VS. NHL

OPPONENT	GP	G	A	PTS	PIM
Anaheim	11	0	2	2	16
Atlanta	7	0	1	1	40
Boston	24	2	2	4	25
Buffalo	18	2	7	9	32
Calgary	12	0	1	1	42
Carolina	30	0	8	8	50
Chicago	10	2	1	3	28
Colorado	12	0	1	1	23
Columbus	10	0	1	1	11
Dallas	15	0	0	0	21
Detroit	10	0	0	0	6
Edmonton	11	0	0	0	24
Florida	30	3	3	6	33
Los Angeles	15	1	1	2	39
Minnesota	4	0	2	2	2

OPPONENT	GP	G	A	PTS	PIM
Montreal	21	0	0	0	27
Nashville	9	1	2	3	15
New Jersey	20	1	7	8	36
NY Islanders	14	1	3	4	20
NY Rangers	22	0	6	6	38
Ottawa	23	1	9	10	34
Philadelphia	25	2	6	8	46
Phoenix	15	1	2	3	22
Pittsburgh	28	2	7	9	72
San Jose	9	0	1	1	6
St. Louis	14	1	2	3	29
Tampa Bay	28	2	5	7	72
Toronto	20	0	1	1	32
Vancouver	13	0	5	5	20
Washington	33	8	7	15	50

## MILESTONES

1ST NHL GAME: 10/28/99 at Philadelphia  
 1ST NHL GOAL: 10/14/99 at Nashville (Vokoun)  
 1ST NHL ASSIST/POINT: 2/8/99 at Phoenix  
 100TH NHL GAME: 12/17/00 vs. Dallas  
 200TH NHL GAME: 11/22/02 vs. Pittsburgh  
 300TH NHL GAME: 4/2/04 vs. Pittsburgh  
 400TH NHL GAME: 11/24/06 vs. Tampa Bay  
 500TH NHL GAME: 11/17/08 vs. Vancouver  
 100TH NHL POINT: 2/22/07 vs. Tampa Bay

## SINGLE GAME HIGHS

**GOALS** 2 (five times) **Last:** 5/14/06 vs. Boston  
**ASSISTS** 2 (eight times) **Last:** 10/14/06 vs. Washington  
**POINTS** 3 (three times) **Last:** 4/15/06 vs. Boston  
**PIM** 19 (two times) **Last:** 1/3/01 vs. Atlanta



**JEFF TAMBELLINI**



# 15 JEFF TAMBELLINI

LEFT WING • 5-11, 186 • SHOOTS LEFT • BORN 4.13.1984 IN CALGARY, ALTA

**TRANSACTIONS:** Selected by the Los Angeles Kings in the first round (27th overall) of the 2003 NHL Entry Draft. Acquired by the Islanders from Los Angeles along with Denis Grebeshkov for Mark Parrish, Brent Sopel and a conditional third draft selection in the 2006 NHL Entry Draft on March 8, 2006.

**LAST SEASON:** Established new career highs in games played (65), goals (7), assists (8), points (15), average time on ice (13:06), penalty minutes (32) and shots on goal (98)...Played in 100th career NHL game on Nov. 28 at Boston...Played in 100th game as an Islander on Dec. 26 vs. Toronto...Recorded three goals during a two-week conditioning stint with the Bridgeport Sound Tigers (AHL).

**CAREER: 2007-08:** Saw action in 31 games with the Islanders, recording one goal and three assists...Recorded his only goal on February 12 vs. Philadelphia...Named to the 2008 AHL Canadian All-Star Team...Named AHL Player of the Week for the weeks ending on Dec. 30 and April 6...Set Sound Tigers (AHL) franchise records for most points in a single season with 76 and most shorthanded goals in a single season with six. **2006-07:** Made Islanders opening night roster out of training camp...Split season between the Islanders and Sound Tigers...Scored a career-high three points (3 assists) on February 1 at Atlanta. **2005-06:** Made his NHL debut on November 20 at Chicago with the Los Angeles Kings...Scored his first NHL goal on March 14 at New Jersey (Brodeur) with the Islanders...Recorded his first NHL assist on March 19 at Tampa Bay with the Islanders.

**COLLEGE: 2004-2005:** Named as an alternate captain at the University of Michigan of the Central

Collegiate Hockey Association...Led the Wolverines in points with 57, goals with 24, assists with 33 and game-winning goals with five...Received the CCHA's Scholar Athlete Award...Selected to the All-CCHA First Team...Named the CCHA Tournament MVP after scoring the game-winning goal in Michigan's, 4-2, victory over Ohio State...Added three more goals and five points (3 goals & 2 assists for 5 points) in two NCAA tournament games with the Wolverines...Earned CCHA Player of the Week honors three times. **2003-04:** Finished third on Michigan in goals scored with 15. **2002-03:** Led Michigan in scoring with 45 points and 26 goals...Finished tied for third on team in assists with 19...Finished tied for fifth in NCAA in game-winning goals with six and fifth among NCAA rookies with 1.05 points per game.

**INTERNATIONAL: 2004:** Represented Canada at the World Junior Championships and won a silver medal.

**FAMILY:** Jeff is the son of former Islander Steve Tambellini.

## STATISTICS REGULAR SEASON PLAYOFFS

SEASON	CLUB	LEA	GP	G	A	PTS	PIM	PP	SH	GW	+/-	GP	G	A	PTS	PIM	+/-
2000-01	Chilliwack	BCHL	54	21	30	51	13	-	-	-	-	29	27	27	54	-	-
2001-02	Chilliwack	BCHL	34	46	71	117	23	-	-	-	-	-	-	-	-	-	-
2002-03	U. of Michigan	NCAA	43	26	19	45	24	-	-	-	-	-	-	-	-	-	-
2003-04	U. of Michigan	NCAA	39	15	33	27	18	-	-	-	-	-	-	-	-	-	-
2004	Canada	WJC	6	2	3	5	0	-	-	-	-	-	-	-	-	-	-
2004-05	U. of Michigan	NCAA	42	24	31	57	32	-	-	-	-	-	-	-	-	-	-
2005-06	L.A. KINGS	NHL	4	0	0	0	2	0	0	0	-1	-	-	-	-	-	-
	Manchester	AHL	56	25	0	56	26	6	0	2	+17	-	-	-	-	-	-
	NY ISLANDERS	NHL	21	1	3	4	8	0	0	0	+2	-	-	-	-	-	-
	Bridgeport	AHL	-	-	-	-	-	-	-	-	-	7	1	2	3	2	-3
2006-07	NY ISLANDERS	NHL	23	2	7	9	6	0	0	0	+6	-	-	-	-	-	-
	Bridgeport	AHL	50	30	29	59	46	10	1	2	+10	-	-	-	-	-	-
2007-08	NY ISLANDERS	NHL	31	1	3	4	8	0	0	0	-9	-	-	-	-	-	-
	Bridgeport	AHL	57	38	38	76	38	11	6	6	-2	-	-	-	-	-	-
2008-09	NY ISLANDERS	NHL	65	7	8	15	32	0	0	0	-20	-	-	-	-	-	-
	Bridgeport	AHL	6	3	0	3	2	1	0	0	-1	-	-	-	-	-	-
	NY ISLANDERS TOTALS		140	11	21	32	54	0	0	0	-21	-	-	-	-	-	-
	NHL TOTALS		144	11	21	32	56	0	0	0	-22	-	-	-	-	-	-

## VS. NHL

OPPONENT	GP	G	A	PTS	PIM	OPPONENT	GP	G	A	PTS	PIM
Anaheim	2	0	0	0	0	Montreal	8	2	0	2	6
Atlanta	8	0	4	4	2	Nashville	0	0	0	0	0
Boston	8	1	0	1	6	New Jersey	12	2	2	4	4
Buffalo	6	1	0	1	2	NY Islanders	0	0	0	0	0
Calgary	1	1	0	1	0	NY Rangers	14	0	0	0	10
Carolina	5	0	0	0	2	Ottawa	6	0	1	1	0
Chicago	2	0	0	0	2	Philadelphia	12	2	3	5	0
Colorado	1	1	1	2	0	Phoenix	3	1	1	2	4
Columbus	1	0	0	0	0	Pittsburgh	14	0	3	3	6
Dallas	1	0	0	0	0	San Jose	2	0	0	0	0
Detroit	1	0	0	0	2	St. Louis	1	0	0	0	0
Edmonton	1	0	0	0	0	Tampa Bay	5	0	2	2	6
Florida	6	0	1	1	2	Toronto	13	0	2	2	6
Los Angeles	0	0	0	0	0	Vancouver	1	0	0	0	0
Minnesota	2	0	0	0	0	Washington	8	0	1	1	0

## MILESTONES

**1ST NHL GAME:** 11/30/05 at Chicago

**1ST NHL GOAL/POINT:** 3/14/06 at New Jersey (Brodeur)

**1ST NHL ASSIST:** 3/19/06 at Tampa Bay

**100TH NHL GAME:** 11/28/08 at Boston

## SINGLE GAME HIGHS

<b>GOALS</b>	1 (eleven times)	<b>Last:</b> 4/2/09 vs. Montreal
<b>ASSISTS</b>	3	2/1/07 at Atlanta
<b>POINTS</b>	3	2/1/07 at Atlanta
<b>PIM</b>	4 (four times)	<b>Last:</b> 4/2/09 vs. Montreal

JOHN TAVARES



**JOHN TAVARES**



# 91 JOHN TAVARES

CENTER • 6-0, 190 • SHOOTS LEFT • BORN 9.20.1990 IN MISSISSAUGA, ON

**TRANSACTIONS:** Selected by the Islanders in the first round (first overall) in the 2009 NHL Entry Draft ... Signed by the Islanders to a three-year entry level contract on July 15, 2009.

**LAST SEASON:** Led the Ontario Hockey League in regular season scoring with 58 goals and 46 assists for 104 points in 56 games. His mark of 58 goals led the league ... Played for the London Knights in their playoff run and finished tied for ninth in OHL playoff scoring with 21 points (10g/11a) ... Set a new OHL goal-scoring record, surpassing Peter Lee's 33-year-old mark with his 214th goal on Mar. 8, 2009 ... Finished his junior career with a total of 215 career goals (215 goals, 218 assists, 433 points) in 247 games ... Ranked as the top prospect for the 2009 NHL Entry Draft by both National Hockey League (NHL) Central Scouting and International Scouting Services

**CAREER:** **2007-08:** Named the CHL and OHL Player of the Year. **2006-07:** Was named the 2007 CHL

Player of the Year after breaking the OHL record for goals in a season with 72 (previously held by Wayne Gretzky) ... Named the CHL and OHL Player of the Year. **2005-06:** First overall pick in the 2005 OHL Draft after the league adjusted the age entry requirement to allow him to be drafted ... Made OHL debut as a 15-year-old, after receiving 'exceptional player' status and was tabbed as the CHL Rookie of the Year in 2006.

**INTERNATIONAL: 2009:** Won gold medal with Team Canada at the 2009 World Junior Championships, where he scored 15 points (8 goals, 7 assists), completing his World Junior point total at 20 (12 goals and 8 assists) ... His 12 goals tied Eric Lindros and Jeff Carter for most goals in a career by a Canadian at the World Junior Championships ... Named the MVP leading the Canadian squad to a fifth straight gold medal.

**2008:** Won gold medal with Team Canada at the 2008 World Junior Championships.



## STATISTICS REGULAR SEASON PLAYOFFS

SEASON	CLUB	LEA	GP	G	A	PTS	PIM	PP	SH	GW	+/-	GP	G	A	PTS	PIM	+/-
2005-06	Oshawa	OHL	65	45	32	77	72	-	-	-	-13	-	-	-	-	-	-
2006-07	Oshawa	OHL	67	72	62	134	60	-	-	-	+25	9	7	12	19	6	-4
2007-08	Oshawa	OHL	59	40	78	118	69	-	-	-	+22	15	3	13	16	20	+3
2008-09	Oshawa	OHL	32	26	28	54	32	-	-	-	+5	-	-	-	-	-	-
	London	OHL	24	32	18	50	22	-	-	-	+5	14	10	11	21	8	-2
	<b>NY ISLANDERS TOTALS</b>		<b>0</b>	<b>0</b>	<b>0</b>	<b>0</b>	<b>0</b>	<b>0</b>	<b>0</b>	<b>0</b>	<b>EVEN</b>	-	-	-	-	-	-
	<b>NHL TOTALS</b>		<b>0</b>	<b>0</b>	<b>0</b>	<b>0</b>	<b>0</b>	<b>0</b>	<b>0</b>	<b>0</b>	<b>EVEN</b>	-	-	-	-	-	-

## VS. NHL

OPPONENT	GP	G	A	PTS	PIM	OPPONENT	GP	G	A	PTS	PIM
Anaheim	0	0	0	0	0	Montreal	0	0	0	0	0
Atlanta	0	0	0	0	0	Nashville	0	0	0	0	0
Boston	0	0	0	0	0	New Jersey	0	0	0	0	0
Buffalo	0	0	0	0	0	NY Islanders	0	0	0	0	0
Calgary	0	0	0	0	0	NY Rangers	0	0	0	0	0
Carolina	0	0	0	0	0	Ottawa	0	0	0	0	0
Chicago	0	0	0	0	0	Philadelphia	0	0	0	0	0
Colorado	0	0	0	0	0	Phoenix	0	0	0	0	0
Columbus	0	0	0	0	0	Pittsburgh	0	0	0	0	0
Dallas	0	0	0	0	0	San Jose	0	0	0	0	0
Detroit	0	0	0	0	0	St. Louis	0	0	0	0	0
Edmonton	0	0	0	0	0	Tampa Bay	0	0	0	0	0
Florida	0	0	0	0	0	Toronto	0	0	0	0	0
Los Angeles	0	0	0	0	0	Vancouver	0	0	0	0	0
Minnesota	0	0	0	0	0	Washington	0	0	0	0	0

## MILESTONES

1ST NHL GAME: -  
 1ST NHL GOAL: -  
 1ST NHL ASSIST: -  
 1ST NHL POINT: -

## SINGLE GAME HIGHS

**GOALS** - -  
**ASSISTS** - -  
**POINTS** - -  
**PIM** - -

NATE  
THOMPSON

A portrait of Nate Thompson, a professional ice hockey player, wearing a New York Islanders home jersey. He has long, wavy brown hair and a light beard. He is holding a hockey stick in his right hand. The jersey is blue with orange accents on the collar, sleeves, and bottom. The Islanders logo is prominently displayed on the chest. The background is a soft, out-of-focus purple and blue gradient.

**NATE THOMPSON**



# 11 NATE THOMPSON

CENTER • 6-0, 207 • SHOOTS LEFT • BORN 10.5.1984 IN ANCHORAGE, AK

**TRANSACTIONS:** Selected by Boston in the sixth round (183rd overall) of the 2003 NHL Entry Draft ... Thompson was claimed off of waivers by the Islanders from the Bruins on October 8, 2008 ... Signed by the Islanders on July 26, 2009 to a one-year contract.

**LAST SEASON:** Scored first NHL goal/point (Henrik Lundqvist) with a shorthanded tally on Nov. 4 at NY Rangers...Recorded first NHL assist on Mar. 25 vs. Minnesota...Missed a total of 39 games due to injury/illness.

**CAREER: 2007-08:** Spent the entire season with the Providence Bruins (AHL)...Recorded AHL career highs in goals (19), assists (20) and points (39)...Served as an alternate captain. **2006-07:** Made NHL debut on Oct. 21 vs. Buffalo...Went scoreless in four NHL

games...Earned 23 points (8-15-23) in 67 games with Providence (AHL). **2005-06:** Played first full pro season with Providence (AHL)...Had eight goals and 10 assists for 18 points in 58 games. **2004-05:** Helped lead the Western Hockey League's Seattle Thunderbirds to a first-place finish in the United States Division with record of 43-24-2-3, scoring a junior personal single-season high 19 goals along the way... Made his professional debut with Providence in the first game of the Atlantic Division Finals on the road against the Lowell Lock Monsters on May 6... Scored his first pro point five nights later with the game-winning assist. **2003-04:** Scored 36 points with the Thunderbirds (WHL) (13 goals & 23 assists). **2002-03:** Helped the Thunderbirds win the U.S. Division regular season title. **2001-02:** Had career highs in points (39) and assists (26) as a rookie... Was named the Thunderbirds Rookie of the Year.

## STATISTICS REGULAR SEASON PLAYOFFS

SEASON	CLUB	LEA	GP	G	A	PTS	PIM	PP	SH	GW	+/-	GP	G	A	PTS	PIM	+/-
2001-02	Seattle	WHL	69	13	26	39	42	4	3	1	-32	11	1	3	4	13	-
2002-03	Seattle	WHL	61	10	24	34	48	2	0	-	+7	15	5	4	9	6	-
2003-04	Seattle	WHL	65	13	23	36	24	5	1	-	+2	-	-	-	-	-	-
2004-05	Seattle	WHL	58	19	15	34	39	3	1	-	+12	12	1	2	3	2	-
	Providence	AHL	-	-	-	-	-	-	-	-	-	11	0	1	1	6	+1
2005-06	Providence	AHL	74	8	10	18	58	0	0	0	-5	3	0	0	0	10	-1
2006-07	BOSTON	NHL	4	0	0	0	0	0	0	0	EVEN	-	-	-	-	-	-
	Providence	AHL	67	8	15	23	74	0	0	3	-8	13	0	2	2	9	-4
2007-08	Providence	AHL	75	19	20	39	83	0	2	-	+13	10	2	3	5	4	+4
2008-09	NY ISLANDERS	NHL	43	2	2	4	49	0	1	0	-11	-	-	-	-	-	-
	NY ISLANDERS TOTALS		43	2	2	4	49	0	1	0	-11	-	-	-	-	-	-
	NHL TOTALS		47	2	2	4	49	0	1	0	-11	-	-	-	-	-	-

## VS. NHL

OPPONENT	GP	G	A	PTS	PIM	OPPONENT	GP	G	A	PTS	PIM
Anaheim	1	0	0	0	0	Montreal	4	0	0	0	0
Atlanta	3	0	0	0	0	Nashville	0	0	0	0	0
Boston	4	1	0	1	0	New Jersey	2	0	0	0	4
Buffalo	2	0	0	0	15	NY Islanders	0	0	0	0	0
Calgary	0	0	0	0	0	NY Rangers	3	1	0	1	5
Carolina	3	0	0	0	5	Ottawa	3	0	0	0	0
Chicago	1	0	0	0	0	Philadelphia	3	0	1	1	5
Colorado	0	0	0	0	0	Phoenix	0	0	0	0	0
Columbus	2	0	0	0	6	Pittsburgh	2	0	0	0	4
Dallas	1	0	0	0	0	San Jose	0	0	0	0	0
Detroit	1	0	0	0	0	St. Louis	1	0	0	0	0
Edmonton	0	0	0	0	0	Tampa Bay	3	0	0	0	0
Florida	3	0	0	0	0	Toronto	2	0	0	0	5
Los Angeles	0	0	0	0	0	Vancouver	0	0	0	0	0
Minnesota	1	0	1	1	0	Washington	2	0	0	0	0

## MILESTONES

1ST NHL GAME: 10/21/06 vs. Buffalo


1ST NHL GOAL/POINT: 11/4/08 vs. NY Rangers (Lundqvist)

1ST NHL ASSIST: 3/25/09 vs. Minnesota

## SINGLE GAME HIGHS

GOALS	1 (two times)	Last: 11/28/08 at Boston
ASSISTS	1 (two times)	Last: 3/28/09 vs. Philadelphia
POINTS	1 (four times)	Last: 3/28/09 vs. Philadelphia
PIM	15	10/13/08 vs. Boston

DOUG WEIGHT



**DOUG WEIGHT**



## 93 DOUG WEIGHT

CENTER • 5-11, 196 • SHOOTS LEFT • BORN 1.21.1971 IN DETROIT, MI

DOUG WEIGHT

**TRANSACTIONS:** Selected by the NY Rangers in the second round (34th overall) of the 1990 NHL Entry Draft. Traded to Edmonton for Esa Tikkanen on March 17, 1993. Traded to St. Louis along with Michel Riesen for Marty Reasoner, Jochen Hecht and Jan Horacek on July 1, 2001. Traded to Carolina along with the rights to Erkki Rajamaki for Jesse Boulerice, Mike Zigomanis, the rights to Magnus Kahnberg, a first and fourth round selections in the 2006 NHL Entry Draft and a fourth round selection in the 2007 NHL Entry Draft on January 30, 2006. Signed by St. Louis as a free agent on July 2, 2006. Traded to Anaheim with Michael Birner and a seventh round selection in the 2008 NHL Entry Draft for Andy McDonald on December 14, 2007. Signed by the Islanders as a free agent on July 2, 2008. Signed a one-year contract extension on April 7, 2009 through the 2009-10 season.

**LAST SEASON:** Ranked second on the Islanders in assists (28), power-play assists (16) and power-play points (21), and third in overall points (38)...Stopped on a penalty shot by Cam Ward on Oct. 25 vs. Carolina...Earned assists in a team-high five straight games from Oct. 23-Nov. 11 (0-6-6)...Recorded 1,000th NHL point on Jan. 2 at Phoenix to become the eighth American-born player and 73rd NHL player to reach that plateau.

**CAREER: 2007-08:** Split season between St. Louis & Anaheim... Played in 1,100th game on Dec. 30 at Vancouver...Recorded 700th assist on Jan. 9 vs. Toronto & became fifth U.S.-born player to reach the milestone. **2006-07:** Ranked first on St. Louis in points with 59 and assists with 43, while finishing third in goals with 16... Ranked first among St. Louis forwards with an 18:17 average time on ice...Skated in his 1,000th career NHL game becoming the 210th

player in NHL history to accomplish the feat on Nov. 16 at Edmonton...Tied a single-game career-high four assists on Nov. 2 vs. Colorado...Recorded 900th career NHL point on Dec. 1 at Chicago. **2005-06:** Split season between St. Louis and Carolina...At time of trade, led St. Louis in points with 44. **2004-05:** Played in seven games for the Frankfurt Lions of the German Elite League during NHL Lockout. **2003-04:** Ranked first on St. Louis and seventh in the NHL with 51 assists...Was tied for sixth in NHL with 25 power play assists and tied for 10th with 31 power play points...Ranked second on St. Louis with 65 points... Scored second career hat-trick and also recorded 700th career NHL penalty minute on Oct. 19 at Detroit...Tied a single-game career-high four assists on Nov. 19 at Phoenix...Recorded 800th career NHL point on Jan. 5 at Minnesota...Skated in 900th NHL game on March 9 vs. NY Islanders...Recorded 600th career NHL assist on March 27 vs. Chicago. **2002-03:** Tied for second on the team and tenth in the NHL with 52 assists...Ranked first on St. Louis and fifth in the NHL with 29 power play assists...Tied for second on St. Louis and eighth in the NHL with 36 power play points...Recorded his 700th career NHL point on Oct. 19 vs. Dallas...Recorded his 200th career NHL goal on Nov. 5 at Montreal...Skated in his 800th career NHL game on Dec. 20 at Phoenix...Posted a career high nine-game assist streak collecting 12 assists over the span. **2001-02:** Finished third on St. Louis with 49 points...Ranked second on the team with a +20 rating...Recorded his 500th career NHL assist on Jan. 19 vs. Boston...Completed career-long point scoring streak of 11 games from April 4 (2000-01) - Oct. 25. **2000-01:** Led Edmonton in scoring and finished eighth in the NHL with 90 points, marking the seventh time in eight seasons he led the Oilers in scoring...Became the fifth player in Edmonton history



to record 500 points on Oct. 30...Appeared in his third NHL All-Star Game. **1999-2000:** Led Edmonton in scoring with 72 points...Ranked second on the team with 25 power play points...Ranked eighth in the NHL with 51 assists...Scored 500th career point (assist) on Nov. 14 at Chicago...Played in 600th career NHL game on Feb. 15 at Nashville...Recorded 400th NHL assist on April 1 vs. Phoenix. **1998-99:** Despite playing in only 43 games, ranked seventh on Edmonton in scoring with 37 points and second in assists with 31...Voted the most popular player by the Edmonton fans. **1997-98:** Led Edmonton in scoring with 70 points...Finished 12th in the NHL with 44 assists...Appeared in his second NHL All-Star game...Set a career-high in goals with 26...Recorded a team leading 21 multiple-point games...Appeared in his 500th career NHL game on April 8 at Anaheim...Scored his first career penalty shot goal on Oct. 8 vs. NY Rangers (Richter). **1996-97:** Led Edmonton in scoring with 80 points and finished tied for 17th in the NHL in scoring...Ranked fifth in the NHL with 61 assists and second in the NHL with 39 power play points...Scored 100th career NHL goal on April 5 at Vancouver...Played in 400th career NHL game on March 28 at San Jose. **1995-96:** Set career-high in assists with 79 and in scoring with 104 points...Finished 11th in the NHL in scoring and fifth in assists...Made his first NHL All-Star team... Led Edmonton with 46 power play points... Scored 200th career point and assist on March 20 at Los Angeles...Played in 300th NHL game on Dec. 5 at Vancouver. **1994-95:** Led Edmonton in scoring with 40 points (48 games)... Led Oilers and tied for 13th in NHL with 33 assists...During lockout, played in eight games with Rosenheim of DEL. **1993-94:** Played in all 84 games...Led Edmonton in scoring with 74 points and 50 assists...Collected 100th career assist on Dec. 12 at Philadelphia. **1992-93:** Split season between NY Rangers and Edmonton Oilers. **1991-92:** Made regular-season NHL debut and scored first NHL goal (Moog) on Oct. 3 at Boston...Recorded first NHL assist on Oct. 5 at Montreal. **1990-91:** Following completion of Sophomore season of college signed with NY Rangers.

**PLAYOFFS: 2008:** Played in five games Western Conference Quarterfinals with Anaheim. **2006:** Captured his first career Stanley Cup Championship with Carolina...Scored 16 points in 23 playoff games. **2004:** Ranked second on St. Louis with three points. **2003:** Led St. Louis in goals with five, assists with eight and points with 13...Finished first on St. Louis with five power play goals and eight power play points...Scored 50th career playoff point on April 20 vs. Vancouver. **2002:** Played in all 10 postseason games with St. Louis. **2001:** Scored six points in six games with Edmonton. **2000:** Scored five points in five games with Edmonton. **1999:** Played in four games with Edmonton during Western Conference Quarterfinals. **1998:** Played in all 12 games with Edmonton. **1997:** Played in all 12 games with Edmonton **1992:** Played in all seven games with NY Rangers. **1991:** Signed with the Rangers following his Sophomore season at Lake Superior State...Practiced with the club for 11 days prior to making his NHL debut during the post-season.

**INTERNATIONAL: 2006:** Played in third Olympics in Torino & appeared in six games for the United States. **2005:** Co-led the U.S. in scoring with six points in the World Championships. **2004:** Played for the U.S. at the World Cup of Hockey. **2002:** Won a silver medal with the United States at the Salt Lake City games. **1998:** Represented Team U.S.A. at the Nagano Winter Olympic Games. **1996:** Captured the World Cup of Hockey Championship with the U.S...Tied for third in the tournament in scoring with seven points.

**JUNIOR: 1990-91:** Finished second on Lake Superior State in scoring with 75 points & goals scored with 29...Ranked second & tied for ninth in NCAA in assists with 46...Led school to CCHA regular season & tournament championships. **1989-90:** Finished third on Lake Superior State in scoring with 69 point and second on team and tied for eighth in NCAA with 48 assists... Named as a Second Team All-American...Led all NCAA freshmen in scoring.

# STATISTICS REGULAR SEASON PLAYOFFS

SEASON	CLUB	LEA	GP	G	A	PTS	PIM	PP	SH	GW	+/-	GP	G	A	PTS	PIM	+/-
1988-89	Bloomfield	NAHL	34	26	53	79	105	-	-	-	-	-	-	-	-	-	-
1989-90	Lake Superior	NCAA	46	21	48	69	44	-	-	-	-	-	-	-	-	-	-
1990-91	Lake Superior	NCAA	42	29	46	75	86	-	-	-	-	-	-	-	-	-	-
	NY RANGERS	NHL	-	-	-	-	-	-	-	-	-	1	0	0	0	0	EVEN
1991	United States	WJC	7	5	14	19	4	-	-	-	-	-	-	-	-	-	-
1991-92	NY RANGERS	NHL	53	8	22	30	23	0	0	2	-3	7	2	2	4	0	+3
	Binghamton	AHL	9	3	14	17	2	-	-	-	-	4	1	4	5	6	-
1992-93	NY RANGERS	NHL	65	15	25	40	55	3	0	1	+4	-	-	-	-	-	-
	EDMONTON	NHL	13	2	6	8	10	0	0	0	-2	-	-	-	-	-	-
1993	United States	WC	6	0	6	6	12	-	-	-	-	-	-	-	-	-	-
1993-94	EDMONTON	NHL	84	24	50	74	47	4	1	1	-22	-	-	-	-	-	-
1994	United States	WC	8	0	4	4	16	-	-	-	-	-	-	-	-	-	-
1994-95	EDMONTON	NHL	48	7	33	40	69	1	0	1	-17	-	-	-	-	-	-
	Rosenheim	DEL	8	2	3	5	18	-	-	-	-	-	-	-	-	-	-
1995-96	EDMONTON	NHL	82	25	79	104	95	9	0	2	-19	-	-	-	-	-	-
1996-97	EDMONTON	NHL	80	21	61	82	80	4	0	2	+1	12	3	8	11	8	EVEN
1997	United States	W-Cup	7	3	4	7	12	-	-	-	-	-	-	-	-	-	-
1997-98	EDMONTON	NHL	79	26	44	70	69	9	0	4	+1	12	2	7	9	14	-4
1998	United States	OLY	4	0	2	2	2	-	-	-	-	-	-	-	-	-	-
1998-99	EDMONTON	NHL	43	6	31	37	12	1	0	0	-8	4	1	1	2	15	-3
1999-00	EDMONTON	NHL	77	21	51	72	54	3	1	4	+6	5	3	2	5	4	-4
2000-01	EDMONTON	NHL	82	25	65	90	91	8	0	3	+12	6	1	5	6	17	EVEN
2001-02	ST. LOUIS	NHL	61	15	34	49	40	3	0	1	+20	10	1	1	2	4	EVEN
2002	United States	OLY	6	0	3	3	4	-	-	-	-	-	-	-	-	-	-
2002-03	ST. LOUIS	NHL	70	15	52	67	52	7	0	3	-6	7	5	8	13	2	EVEN
2003-04	ST. LOUIS	NHL	75	14	51	65	37	6	0	5	-3	5	2	1	3	6	-4
2004-05	Frankfurt	DEL	7	6	9	15	26	-	-	-	-	11	2	10	12	8	-
2005	United States	WC	7	1	5	6	0	-	-	-	-	-	-	-	-	-	-
	United States	W-Cup	5	1	0	1	4	-	-	-	-4	-	-	-	-	-	-
2005-06	ST. LOUIS	NHL	47	11	33	44	50	7	0	1	-11	-	-	-	-	-	-
	CAROLINA	NHL	23	4	9	13	25	2	0	0	-6	23	3	13	16	20	-3
2006	United States	OLY	6	0	3	3	4	-	-	-	-	-	-	-	-	-	-
2006-07	ST. LOUIS	NHL	82	16	43	59	56	5	0	3	+10	-	-	-	-	-	-
2007-08	ST. LOUIS	NHL	29	4	7	11	12	0	0	0	+4	-	-	-	-	-	-
	ANAHEIM	NHL	38	6	8	14	20	2	0	1	EVEN	5	0	1	1	4	1
2008-09	NY ISLANDERS	NHL	53	10	28	38	55	5	0	0	-15	-	-	-	-	-	-
	NY ISLANDERS TOTALS		53	10	28	38	55	5	0	0	-15	-	-	-	-	-	-
	NHL TOTALS		1184	275	732	1007	952	79	2	34	-54	97	23	49	72	94	-13

## VS. NHL

OPPONENT	GP	G	A	PTS	PIM	OPPONENT	GP	G	A	PTS	PIM
Anaheim	54	10	35	45	34	Montreal	30	8	24	32	23
Atlanta	12	4	10	14	28	Nashville	41	3	17	20	26
Boston	28	9	16	25	18	New Jersey	33	4	13	17	11
Buffalo	28	5	22	27	24	NY Islanders	32	5	16	21	27
Calgary	64	16	47	63	55	NY Rangers	25	6	19	25	4
Carolina	24	7	13	20	24	Ottawa	23	8	15	23	8
Chicago	63	11	33	44	52	Philadelphia	34	3	14	17	49
Colorado	57	15	33	48	46	Phoenix	58	16	47	63	47
Columbus	38	4	27	31	18	Pittsburgh	31	8	17	35	20
Dallas	53	13	28	41	30	San Jose	64	11	42	53	95
Detroit	63	11	25	36	62	St. Louis	39	12	36	48	20
Edmonton	18	8	8	16	8	Tampa Bay	25	4	16	20	11
Florida	23	7	10	17	8	Toronto	39	15	24	39	36
Los Angeles	63	19	54	73	77	Vancouver	66	22	39	61	60
Minnesota	24	7	10	17	14	Washington	32	4	22	26	17

## MILESTONES

**1ST NHL GAME:** 10/3/1991 at Boston  
**1ST NHL GOAL/POINT:** 10/3/1991 at Boston (Moog)  
**1ST NHL ASSIST:** 10/5/1991 at Montreal  
**100TH NHL GAME:** 1/30/1993 at Toronto  
**200TH NHL GAME:** 3/9/1994 vs. Florida  
**300TH NHL GAME:** 12/5/1995 at Vancouver  
**400TH NHL GAME:** 3/28/1997 at San Jose  
**500TH NHL GAME:** 4/8/1998 at Anaheim  
**600TH NHL GAME:** 2/15/2000 at Nashville  
**700TH NHL GAME:** 3/26/2001 vs. Columbus  
**800TH NHL GAME:** 12/20/2002 at Phoenix  
**900TH NHL GAME:** 3/9/2004 vs. NY Islanders  
**1,000TH NHL GAME:** 11/16/2006 at Edmonton  
**1,100TH NHL GAME:** 12/30/2007 at Vancouver  
**100TH NHL GOAL:** 4/5/1997 vs. Vancouver  
**200TH NHL GOAL:** 11/5/2002 at Montreal  
**100TH NHL ASSIST:** 4/6/1994 at Winnipeg  
**200TH NHL ASSIST:** 3/16/1996 at Los Angeles  
**300TH NHL ASSIST:** 1/4/1998 vs. Los Angeles  
**400TH NHL ASSIST:** 4/1/2000 vs. Phoenix  
**500TH NHL ASSIST:** 1/19/2002 vs. Boston  
**600TH NHL ASSIST:** 3/27/2004 vs. Chicago  
**700TH NHL ASSIST:** 1/19/2008 vs. Toronto  
**100TH NHL POINT:** 12/12/1993 at Philadelphia  
**200TH NHL POINT:** 10/27/1995 vs. Winnipeg  
**300TH NHL POINT:** 10/20/1996 at Calgary  
**400TH NHL POINT:** 11/25/1997 vs. Chicago  
**500TH NHL POINT:** 11/14/1999 at Chicago  
**600TH NHL POINT:** 12/27/2000 at Colorado  
**700TH NHL POINT:** 10/19/2002 vs. Dallas  
**800TH NHL POINT:** 1/5/2004 vs. Minnesota  
**900TH NHL POINT:** 12/1/2006 at Chicago  
**1,000TH NHL POINT:** 1/2/2009 at Phoenix

## SINGLE GAME HIGHS

<b>GOALS</b>	3 (twice)	<b>Last:</b> 10/29/03 at Detroit
<b>ASSISTS</b>	4 (six times)	<b>Last:</b> 11/2/06 vs. Colorado
<b>POINTS</b>	5	11/12/00 at Minnesota
<b>PIM</b>	39	12/28/00 at San Jose

A close-up portrait of hockey player Brendan Witt. He has long, dark hair and is looking directly at the camera with a serious expression. He is wearing a blue and orange hockey jersey and large blue and orange Reebok hockey gloves. The background is a soft, out-of-focus purple and blue gradient.

BENDAN WITT

**BRENDAN WITT**



## 32 BRENDAN WITT

DEFENSEMAN • 6-2, 220 • SHOOTS LEFT • BORN 2.20.1975 IN HUMBOLDT, SK

**TRANSACTIONS:** Selected by Washington in the first round (11th overall) of the 1993 Entry Draft. Acquired by Nashville from Washington for forward Kris Beech and a first-round draft pick in the 2006 NHL Entry Draft on March 9, 2006. Signed as a free agent by the Islanders on July 3, 2006.

**LAST SEASON:** Led the Islanders in blocked shots (146)...Played in 800th NHL game on Dec. 11 at Pittsburgh...Played in 200th game as an Islander on Apr. 2 vs. Montreal.

**CAREER: 2007-08:** Finished second on the team in blocked shots with 134 and third in hits with 135...Missed 23 games due to injuries, including the last 11 with a sprained MCL. **2006-07:** Led the Islanders with 131 penalty minutes...Finished fifth in the NHL in blocked shots with 207 and tied for seventh in the NHL in hits with 231...Recorded 1,200th NHL penalty minute on Feb. 8 at New Jersey...Played in 700th NHL game on Feb. 15 vs. Boston...Scored 100th career NHL point on March 10 vs. Washington. **2005-06:** Split the season between Nashville and Washington...Recorded a career-high with 209 penalty minutes...Finished third on Nashville in shifts per game with 27.3. **2003-04:** Recorded a career-high 10 assists and a career-high 12 points...Ranked second on the team with 123 penalty minutes...Led the team in average shorthanded ice time per game with 4:12 and ranked second on the team in average time on ice with 22:47...Led team defensemen in shots with 91 and tied for second among team defensemen in points...Logged 20-or-more minutes of ice time in 63 games, including 25-or-more minutes 23 times...Played in his 500th NHL game at St. Louis on Oct. 18. **2002-03:** Ranked second on the team in penalty minutes with 106. **2001-02:** Led the team in hits with 168 and ranked fourth in penalty minutes with 78...Ranked second among team

defensemen in shifts per game with an average of 26 and fourth among team defensemen in average time on ice with 20:02. **2000-01:** Led the team in hits, with 207... Finished second on the team in blocked shots with 103...Appeared in his 300th NHL game at Florida on Nov. 4. **1999-00:** Led the NHL in hits with 322...Ranked second on team in penalty minutes with 114 and third in blocked shots with 115. **1998-99:** Played in his 200th NHL game vs. Dallas on March 17. **1997-98:** Played his 100th NHL game vs. Montreal on Oct. 18...Ranked second on the team with 112 penalty minutes. **1996-97:** Split the season with Washington and Portland (AHL). **1995-96:** Made NHL debut vs. St. Louis on Oct. 7...Notched his first NHL points with a game-winning goal and an assist vs. Boston on Oct. 26.

**PLAYOFFS: 2007:** Following the completion of the quarterfinals, was tied for ninth in the NHL in blocked shots with 14. **2006:** Co-led Nashville in penalty minutes with 12 in five games. **2003:** Appeared in all six playoff games for Washington, recording a goal...Tallied his fourth career playoff goal in Game Three of the ECQF vs. Tampa Bay on April 15. **2001:** Appeared in six playoff games, scoring a career-high two goals, tying for first on the team. **2000:** Appeared in three playoff games. **1998:** Recorded his first playoff goal vs. Ottawa on May 9.

**JUNIOR: 1993-94:** In final season of junior hockey, recorded a career-high eight goals and 39 points...Named to WHL First All-Star Team and Canadian Major First All-Star Team...Ranked second on the team in penalty minutes with 235...Won a gold medal with Canada in the World Junior Championships. **1992-93:** Finished second on the team in penalty minutes...Named to WHL First All-Star Team. **1991-92:** Appearance in the Memorial Cup with Seattle.

STATISTICS													REGULAR SEASON					PLAYOFFS				
SEASON	CLUB	LEA	GP	G	A	PTS	PIM	PP	SH	GW	+/-		GP	G	A	PTS	PIM	+/-				
1990-91	Saskatoon	SMHL	31	5	13	18	42	-	-	-	-		-	-	-	-	-	-				
1991-92	Seattle	WHL	67	3	9	12	212	-	-	-	-		15	1	1	2	84	-				
1992-93	Seattle	WHL	70	2	26	28	239	-	-	-	-		5	1	2	3	30	-				
1993-94	Seattle	WHL	56	8	31	39	235	-	-	-	-		9	3	8	11	23	-				
1994	Canada	WJC	7	0	0	0	6	-	-	-	-		-	-	-	-	-	-				
1995-96	WASHINGTON	NHL	48	2	3	5	85	0	0	1	-4		-	-	-	-	-	-				
1996-97	WASHINGTON	NHL	44	3	2	5	88	0	0	0	-20		-	-	-	-	-	-				
	Portland	AHL	30	2	4	6	56	-	-	-	-		5	1	0	1	14	2				
1997-98	WASHINGTON	NHL	64	1	7	8	112	0	0	0	-11		16	1	0	1	14	-1				
1998-99	WASHINGTON	NHL	54	2	5	7	87	0	0	0	-6		-	-	-	-	-	-				
1999-00	WASHINGTON	NHL	77	1	7	8	114	0	0	0	+5		3	0	0	0	0	-3				
2000-01	WASHINGTON	NHL	72	3	3	6	101	0	0	0	+2		6	2	0	2	12	-5				
2001-02	WASHINGTON	NHL	68	3	7	10	78	0	0	0	-1		-	-	-	-	-	-				
2002-03	WASHINGTON	NHL	69	2	9	11	106	0	0	0	+12		6	1	0	1	0	-1				
2003-04	WASHINGTON	NHL	72	2	10	12	123	0	0	0	-22		-	-	-	-	-	-				
2004-05	Bracknell	Britain-2	3	1	4	5	0	-	-	-	-		-	-	-	-	-	-				
2005-06	NASHVILLE	NHL	17	0	3	3	68	0	0	0	+5		5	0	0	0	12	-3				
	WASHINGTON	NHL	58	1	10	11	141	0	0	0	-5		-	-	-	-	-	-				
2006-07	NY ISLANDERS	NHL	81	1	13	14	131	0	0	0	+14		5	0	1	1	6	-3				
2007-08	NY ISLANDERS	NHL	59	2	5	7	51	0	0	0	-8		-	-	-	-	-	-				
2008-09	NY ISLANDERS	NHL	65	0	9	9	94	0	0	0	-34		-	-	-	-	-	-				
	NY ISLANDERS TOTALS		205	3	27	30	276	0	0	0	-28		5	0	1	1	6	-3				
	NHL TOTALS		848	23	93	116	1,379	0	0	1	-73		41	4	1	5	44	-16				

## VS. NHL

OPPONENT	GP	G	A	PTS	PIM	OPPONENT	GP	G	A	PTS	PIM
Anaheim	15	0	2	2	22	Montreal	40	1	4	5	62
Atlanta	38	1	4	5	73	Nashville	10	0	1	1	14
Boston	39	3	4	7	87	New Jersey	54	0	5	5	79
Buffalo	41	3	5	8	92	NY Islanders	35	0	4	4	47
Calgary	13	2	1	3	24	NY Rangers	51	2	6	8	78
Carolina	47	2	9	11	98	Ottawa	38	0	1	1	57
Chicago	19	1	0	1	23	Philadelphia	52	1	3	4	55
Colorado	15	0	1	1	17	Phoenix	18	0	2	2	47
Columbus	9	0	1	1	10	Pittsburgh	49	0	13	13	101
Dallas	16	0	0	0	30	San Jose	15	0	0	0	39
Detroit	15	0	4	4	16	St. Louis	22	2	1	3	21
Edmonton	11	1	0	1	8	Tampa Bay	55	3	9	12	81
Florida	49	1	5	6	57	Toronto	34	0	4	4	50
Los Angeles	18	0	2	2	40	Vancouver	11	0	1	1	20
Minnesota	8	0	0	0	19	Washington	11	0	1	1	12


## MILESTONES

1ST NHL GAME: 10/07/95 vs. St. Louis	700TH NHL GAME: 2/15/07 vs. Boston
1ST NHL GOAL: 10/26/95 vs. Boston (Lacher)	800TH NHL GAME: 12/11/08 at Pittsburgh
1ST NHL ASSIST/POINT: 10/26/95 vs. Boston	100TH NHL POINT: 3/10/07 vs. Washington
100TH NHL GAME: 10/18/97 vs. Montreal	
200TH NHL GAME: 3/17/99 vs. Dallas	
300TH NHL GAME: 11/4/00 at Florida	
400TH NHL GAME: 1/30/02 vs. St. Louis	
500TH NHL GAME: 10/18/03 at St. Louis	
600TH NHL GAME: 12/27/05 vs. Boston	

## SINGLE GAME HIGHS


GOALS	1 (23 times)	Last: 1/22/08 at Carolina
ASSISTS	2	10/18/97 at Montreal
POINTS	2 (three times)	Last: 3/26/02 at Buffalo
PIM	31	11/17/05 at Buffalo





IN THE SYSTEM

IN THE SYSTEM



## SEAN BENTIVOGLIO

**LEFT WING**      **HT:** 5'10      **WT:** 198      **SHOOT:** Left  
**BORN:** October 16, 1985 in Thorold, ON  
**ACQUIRED:** Signed as an undrafted free agent on May 21, 2007

STATISTICS			REGULAR SEASON					PLAYOFFS				
SEASON	CLUB	LEA	GP	G	A	PTS	PIM	GP	G	A	PTS	PIM
2003-04	Niagara	NCAA	39	2	19	21	14	-	-	-	-	-
2004-05	Niagara	NCAA	36	9	18	27	20	-	-	-	-	-
2005-06	Niagara	NCAA	33	16	22	38	55	-	-	-	-	-
2006-07	Niagara	NCAA	37	16	30	46	53	-	-	-	-	-
	Providence	AHL	15	3	11	14	8	13	3	6	9	14
2007-08	Bridgeport	AHL	68	9	23	32	28	-	-	-	-	-
2008-09	NY Islanders	NHL	1	0	0	0	2	-	-	-	-	-
	Bridgeport	AHL	78	13	19	32	47	4	1	1	2	4
NHL/NY Islanders Totals			1	0	0	0	2	-	-	-	-	-



## JUSTIN DIBENEDETTO

**CENTER**      **HT:** 5'11      **WT:** 194      **SHOOT:** Left  
**BORN:** August 25, 1988 in Etobicoke, ON  
**ACQUIRED:** Selected in the sixth round (175th overall) in the 2008 Entry Draft.


STATISTICS			REGULAR SEASON					PLAYOFFS				
SEASON	CLUB	LEA	GP	G	A	PTS	PIM	GP	G	A	PTS	PIM
2004-05	Toronto	OHL	64	3	6	9	37	9	0	0	0	0
2005-06	Toronto	OHL	61	17	13	30	58	4	1	0	1	11
2006-07	Sarnia	OHL	58	28	35	63	46	4	2	1	3	4
2007-08	Sarnia	OHL	58	39	54	93	61	9	3	7	10	12
2008-09	Sarnia	OHL	62	45	48	93	85	5	0	3	3	12
	Bridgeport	AHL	-	-	-	-	-	3	1	0	1	4



## ROBIN FIGREN

**LEFT WING**      **HT:** 5'11      **WT:** 176      **SHOOT:** Right  
**BORN:** March 3, 1988 in Stockholm, Sweden  
**ACQUIRED:** Selected in the third round (70th overall) in the 2006 Entry Draft.

STATISTICS			REGULAR SEASON					PLAYOFFS				
SEASON	CLUB	LEA	GP	G	A	PTS	PIM	GP	G	A	PTS	PIM
2006-07	Calgary	WHL	62	10	17	27	54	18	4	4	8	18
2007-08	Edmonton	WHL	35	18	13	31	46	-	-	-	-	-
2008-09	Djurgardens IF	SEL	49	3	6	9	28	-	-	-	-	-
	Bridgeport	AHL	3	0	1	1	2	-	-	-	-	-



## MARK FLOOD

**DEFENSEMAN** HT: 6'1 WT: 190 **SHOOTS:** Right  
**BORN:** September 29, 1984 in Charlottetown, PEI  
**ACQUIRED:** Signed as free agent July 6, 2009


STATISTICS			REGULAR SEASON					PLAYOFFS				
SEASON	CLUB	LEA	GP	G	A	PTS	PIM	GP	G	A	PTS	PIM
2001-02	Peterborough	OHL	57	1	4	5	21	6	0	0	0	2
2002-03	Peterborough	OHL	68	5	24	29	18	7	1	2	3	0
2003-04	Peterborough	OHL	68	15	29	44	30	-	-	-	-	-
2004-05	Peterborough	OHL	60	4	38	42	14	14	2	7	9	0
2005-06	Syracuse	AHL	9	1	1	2	2	-	-	-	-	-
	Dayton	ECHL	50	11	14	25	20	-	-	-	-	-
2006-07	Syracuse	AHL	8	1	1	2	2	-	-	-	-	-
	Albany	AHL	36	3	7	10	20	-	-	-	-	-
2007-08	Albany	AHL	53	10	12	22	18	-	-	-	-	-
2008-09	Albany	AHL	76	6	25	31	27	-	-	-	-	-



## MICHEAL HALEY

**CENTER** HT: 5'11 WT: 202 **SHOOTS:** Left  
**BORN:** March 30, 1986 in Oshawa, ON  
**ACQUIRED:** Signed as a free agent on May 28, 2009

STATISTICS			REGULAR SEASON					PLAYOFFS				
SEASON	CLUB	LEA	GP	G	A	PTS	PIM	GP	G	A	PTS	PIM
2002-03	Sarnia	OHL	43	3	3	6	32	6	0	0	0	2
2003-04	Sarnia	OHL	51	8	8	16	69	-	-	-	-	-
2004-05	Sarnia	OHL	61	14	16	30	122	-	-	-	-	-
2005-06	Sarnia	OHL	23	2	6	8	83	-	-	-	-	-
	Toronto	OHL	30	12	0	12	78	4	0	1	1	11
2006-07	Toronto	OHL	68	30	24	54	174	-	-	-	-	-
	South Carolina	ECHL	7	5	1	6	13	-	-	-	-	-
2007-08	Bridgeport	AHL	36	2	2	4	75	-	-	-	-	-
	Utah	ECHL	28	11	8	19	115	14	7	6	13	49
2008-09	Bridgeport	AHL	45	5	3	8	99	5	1	0	1	10



## TYLER HASKINS

**RIGHT WING** HT: 6'0 WT: 185 **SHOOTS:** Right  
**BORN:** May 26, 1986 in Madison, OH  
**ACQUIRED:** Signed as a free agent on August 15, 2009


STATISTICS			REGULAR SEASON					PLAYOFFS				
SEASON	CLUB	LEA	GP	G	A	PTS	PIM	GP	G	A	PTS	PIM
2002-03	Guelph	OHL	54	7	14	21	14	11	3	2	5	10
2003-04	Guelph	OHL	9	1	3	4	2	-	-	-	-	-
	Toronto	OHL	54	17	24	41	30	18	5	4	9	10
2004-05	Toronto	OHL	62	12	20	32	64	10	6	4	10	20
2005-06	Toronto	OHL	56	24	51	75	112	4	1	4	5	8
2006-07	Saginaw	OHL	65	11	60	71	90	6	1	1	2	10
2007-08	Utah	ECHL	41	16	27	43	20	15	6	9	15	10
2008-09	Bridgeport	AHL	25	1	3	4	16	-	-	-	-	-
	Bridgeport	AHL	72	10	15	25	53	5	0	1	1	0



## BOBBY HUGHES

**CENTER**      **HT:** 5'10"      **WT:** 190      **SHOOTS:** Left  
**BORN:** November 11, 1987 in Richmond Hill, ON  
**ACQUIRED:** Traded from Carolina on August 31 for Rob Hennigar

STATISTICS			REGULAR SEASON					PLAYOFFS				
SEASON	CLUB	LEA	GP	G	A	PTS	PIM	GP	G	A	PTS	PIM
2003-04	Kingston	OHL	62	11	16	27	20	5	0	1	1	2
2004-05	Kingston	OHL	66	17	38	55	36	-	-	-	-	-
2005-06	Kingston	OHL	56	35	40	75	47	6	1	1	2	4
2006-07	Kingston	OHL	59	40	56	96	76	5	0	3	3	0
	Albany	AHL	-	-	-	-	-	1	0	0	0	0
2007-08	Albany	AHL	26	6	10	16	4	-	-	-	-	-
2008-09	Albany	AHL	27	4	3	7	8	-	-	-	-	-



## JESSE JOENSUU

**WING**      **HT:** 6'4"      **WT:** 209      **SHOOTS:** Left  
**BORN:** October 5, 1987 in Pori, Finland  
**ACQUIRED:** Selected in the second round (60th overall) in the 2006 Entry Draft.

STATISTICS			REGULAR SEASON					PLAYOFFS				
SEASON	CLUB	LEA	GP	G	A	PTS	PIM	GP	G	A	PTS	PIM
2003-04	Assat Pori	FNL	6	0	0	0	0	-	-	-	-	-
2004	Finland	WJC-18	4	0	0	0	6	-	-	-	-	-
2004-05	Assat Pori	FNL	39	1	1	2	4	-	-	-	-	-
2005	Finland	WJC-18	6	2	1	3	0	-	-	-	-	-
2005	Finland	WCJ-20	6	1	0	1	2	-	-	-	-	-
2005-06	Assat Pori	FNL	51	4	8	12	57	14	0	2	2	12
2006	Finland	WJC-20	7	2	2	4	8	-	-	-	-	-
2006-07	Assat Pori	FNL	52	9	17	26	74	-	-	-	-	-
2007	Finland	WJC-20	6	1	1	2	14	-	-	-	-	-
2007-08	Assat Pori	FNL	56	17	18	35	89	-	-	-	-	-
	Bridgeport	AHL	1	0	0	0	0	-	-	-	-	-
2008-09	NY Islanders	NHL	7	1	2	3	4	-	-	-	-	-
	Bridgeport	AHL	71	20	19	39	58	5	2	1	3	4
<i>NHL/NY Islanders Totals</i>			<i>7</i>	<i>1</i>	<i>2</i>	<i>3</i>	<i>4</i>	<i>-</i>	<i>-</i>	<i>-</i>	<i>-</i>	<i>-</i>



## MARK KATIC

**DEFENSEMAN**      **HT:** 5'10"      **WT:** 180      **SHOOTS:** Left  
**BORN:** May 9, 1989 in Timmins, ON  
**ACQUIRED:** Selected in the third round (62nd overall) in the 2007 Entry Draft.

STATISTICS			REGULAR SEASON					PLAYOFFS				
SEASON	CLUB	LEA	GP	G	A	PTS	PIM	GP	G	A	PTS	PIM
2005-06	Sarnia	OHL	51	5	29	34	33	-	-	-	-	-
2006-07	Sarnia	OHL	68	5	35	40	31	4	1	3	4	8
2007-08	Sarnia	OHL	45	5	26	31	28	6	0	3	3	8
2008-09	Sarnia	OHL	63	13	41	54	45	4	1	0	1	6



## DUSTIN KOHN

**DEFENSEMAN** HT: 6'1 WT: 187 **SHOOTS:** Right

**BORN:** July 30, 1987 in Almonte, ON

**ACQUIRED:** Selected in the second round (46th overall) of the 2005 Entry Draft

STATISTICS			REGULAR SEASON						PLAYOFFS					
SEASON	CLUB	LEA	GP	G	A	PTS	PIM		GP	G	A	PTS	PIM	
2003-04	Calgary	WHL	52	3	6	9	13		7	0	1	1	2	
2004-05	Calgary	WHL	71	8	35	43	61		12	0	4	4	6	
2005-06	Calgary	WHL	38	2	12	14	20		-	-	-	-	-	
	Brandon	WHL	31	2	13	15	30		-	-	-	-	-	
	Bridgeport	AHL	2	0	0	0	0		0	0	0	0	0	
2006-07	Brandon	WHL	61	5	45	50	77		11	1	8	9	1	
2007-08	Bridgeport	AHL	62	3	9	12	28		-	-	-	-	-	
2008-09	Bridgeport	AHL	58	4	13	17	45		5	0	0	0	4	



## MIKKO KOSKINEN

**GOALTENDER** HT: 6'5 WT: 187 **CATCHES:** Left

**BORN:** July 18, 1988 in Vantaa, Finland

**ACQUIRED:** Selected in the second round (31st overall) in the 2009 Entry Draft

STATISTICS			REGULAR SEASON						PLAYOFFS					
SEASON	CLUB	LEA	GP	MINS	GA	SO	GAA	REC	GP	MINS	GA	SO	GAA	
2007-08	Espoo Jr.	FIN-JR. 20	1175	-	2	2.30	12-4-0		-	-	-	-	-	
2008-09	Espoo Jr.	FIN-JR. 9	545	-	2	1.65	9-0-0		-	-	-	-	-	
2008-09	Espoo	FIN	33	1920	-	1	1.91	17-9-7	-	-	-	-	-	




## NATHAN LAWSON

**GOALTENDER** HT: 6'1 WT: 191 **CATCHES:** Left

**BORN:** September 29, 1983 in Calgary, ALTA

**ACQUIRED:** Signed as a free agent on July 2, 2008

STATISTICS			REGULAR SEASON						PLAYOFFS					
SEASON	CLUB	LEA	GP	MINS	GA	SO	GAA	REC	GP	MINS	GA	SO	GAA	
2004-05	U. of Alaska-A	NCAA	27	1482	82	1	3.32	7-15-3	-	-	-	-	-	
2005-06	U. of Alaska-A	NCAA	21	1063	61	1	3.44	4-11-3	-	-	-	-	-	
2006-07	U. of Alaska-A	NCAA	27	1523	77	0	3.03	10-15-2	-	-	-	-	-	
2007-08	Phoenix	ECHL	5	279	14	1	3.01	3-2-0	-	-	-	-	-	
	Utah	ECHL	24	1390	67	1	2.89	14-7-1	-	-	-	-	-	
2008-09	Utah	ECHL	3	158	6	0	2.28	2-0-0	10	543	26	2	2.87	
	Bridgeport	AHL	31	1723	62	2	2.16	19-9-2	2	123	8	0	3.89	



# ANDREW MacDONALD

**DEFENSEMAN** HT: 6'0 WT: 186 SHOOT: Left

**BORN:** September 7, 1986 in Judique, NS

**ACQUIRED:** Selected in the sixth round (160th overall) of the 2006 Entry Draft.

STATISTICS		REGULAR SEASON							PLAYOFFS				
SEASON	CLUB	LEA	GP	G	A	PTS	PIM		GP	G	A	PTS	PIM
2003-04	Truro	MJHL	90	8	20	28	43		-	-	-	-	-
2004-05	Truro	MJHL	56	11	22	33	60		-	-	-	-	-
2005-06	Moncton	QMJHL	68	6	40	46	62		-	-	-	-	-
2006-07	Moncton	QMJHL	65	14	44	59	81		7	1	5	6	4
	Bridgeport	AHL	3	0	0	0	0		-	-	-	-	-
2007-08	Bridgeport	AHL	21	2	3	5	10		-	-	-	-	-
	Utah	ECHL	38	1	1	12	39		15	3	9	12	12
2008-09	NY Islanders	NHL	3	0	0	0	2		-	-	-	-	-
	Bridgeport	AHL	69	9	24	33	46		5	1	1	2	4
NHL/NY Islanders Totals			3	0	0	0	2		-	-	-	-	-



# TOMAS MARCINKO


**CENTER** HT: 6'3 WT: 206 SHOOT: Right

**BORN:** April 11, 1988 in Poprad, Slovakia

**ACQUIRED:** Selected in the fourth round (115th overall) in the 2006 Entry Draft.

STATISTICS		REGULAR SEASON							PLAYOFFS				
SEASON	CLUB	LEA	GP	G	A	PTS	PIM		GP	G	A	PTS	PIM
2004-05	Kosice	SVK	6	0	0	0	0		-	-	-	-	-
	Kosice	SVK Jr.	38	11	18	29	28		8	1	2	3	6
2005	Slovakia	WJC	6	1	0	1	4		-	-	-	-	-
2005-06	Kosice	SVK	18	2	0	2	2		5	0	0	0	0
	Kosice Jr.	SVK Jr.	35	26	21	47	50		3	1	0	1	4
2006	Slovakia	WJC-20	6	1	2	3	6		-	-	-	-	-
2006-07	Barrie	OHL	56	19	21	40	56		-	-	-	-	-
2007	Slovakia	WJC-20	6	1	3	4	16		-	-	-	-	-
2007-08	Barrie	OHL	48	19	26	45	54		9	4	3	7	14
2008	Slovakia	WJC-20	6	2	4	6	12		-	-	-	-	-
2008-09	Bridgeport	AHL	58	4	7	11	30		4	0	0	0	0





## GREG MAULDIN

**CENTER**      **HT:** 5'11      **WT:** 195      **SHOOTS:** Right  
**BORN:** June 10, 1982 in Boston, MA  
**ACQUIRED:** Signed as a free agent on July 6, 2009


STATISTICS			REGULAR SEASON					PLAYOFFS				
SEASON	CLUB	LEA	GP	G	A	PTS	PIM	GP	G	A	PTS	PIM
2001-02	U. of Mass	NCAA	33	12	12	24	10	-	-	-	-	-
2002-03	U. of Mass	NCAA	36	21	20	41	26	-	-	-	-	-
2003-04	U. of Mass	NCAA	29	15	14	29	15	-	-	-	-	-
	<b>Columbus</b>	<b>NHL</b>	<b>6</b>	<b>0</b>	<b>0</b>	<b>0</b>	<b>4</b>	-	-	-	-	-
	Syracuse	AHL	2	0	0	0	0	1	0	0	0	0
2004-05	Syracuse	AHL	66	7	20	27	49	-	-	-	-	-
2005-06	Syracuse	AHL	56	12	17	29	53	-	-	-	-	-
	Houston	AHL	11	1	3	4	0	8	1	1	2	2
2006-07	Bloomington	UHL	2	0	0	0	2	-	-	-	-	-
	Huddinge	SWE	6	1	2	3	0	-	-	-	-	-
	IK Oskarshamn	SWE	26	5	8	13	31	-	-	-	-	-
2007-08	Binghamton	AHL	71	15	18	33	37	-	-	-	-	-
2008-09	Binghamton	AHL	80	24	27	51	41	-	-	-	-	-
	<b>NHL Totals</b>		<b>6</b>	<b>0</b>	<b>0</b>	<b>0</b>	<b>4</b>	-	-	-	-	-



## GREG MOORE

**CENTER**      **HT:** 6'1      **WT:** 210      **SHOOTS:** Right  
**BORN:** March 26, 1984 in Lisbon, ME  
**ACQUIRED:** Signed as a free agent on July 6, 2009

STATISTICS			REGULAR SEASON					PLAYOFFS				
SEASON	CLUB	LEA	GP	G	A	PTS	PIM	GP	G	A	PTS	PIM
2002-03	U. of Maine	NCAA	33	9	7	16	10	-	-	-	-	-
2003-04	U. of Maine	NCAA	39	15	8	23	44	-	-	-	-	-
2004-05	U. of Maine	NCAA	40	14	9	23	16	-	-	-	-	-
2005-06	U. of Maine	NCAA	42	28	17	45	47	-	-	-	-	-
	Hartford	AHL	2	1	1	2	2	13	2	5	7	6
2006-07	Hartford	AHL	79	8	17	25	41	7	0	1	1	4
2007-08	Hartford	AHL	72	26	40	66	31	5	1	2	3	2
	<b>NY Rangers</b>	<b>NHL</b>	<b>6</b>	<b>0</b>	<b>0</b>	<b>0</b>	<b>0</b>	-	-	-	-	-
2008-09	Hartford	NHL	71	23	16	39	28	6	0	2	2	0
	<b>NHL Totals</b>		<b>6</b>	<b>0</b>	<b>0</b>	<b>0</b>	<b>0</b>	-	-	-	-	-



## PASCAL MORENCY

**RIGHT WING**      **HT:** 5'10      **WT:** 196      **SHOOTS:** Right  
**BORN:** February 20, 1982 in Montreal, PQ  
**ACQUIRED:** Signed as a free agent on May 28, 2009

STATISTICS			REGULAR SEASON					PLAYOFFS				
SEASON	CLUB	LEA	GP	G	A	PTS	PIM	GP	G	A	PTS	PIM
1999-00	Chicoutimi	QMJHL	12	0	1	1	9	-	-	-	-	-
	Cape Breton	QMJHL	37	2	3	5	35	1	0	0	0	0
2000-01	Cape Breton	QMJHL	32	3	5	8	79	12	1	5	6	29
2001-02	Cape Breton	QMJHL	64	11	22	33	596	16	1	3	4	77
2002-03	Hull	QMJHL	4	0	0	0	65	-	-	-	-	-
	Rouyn-Noranda	QMJHL	61	12	16	28	340	4	1	2	3	12
2003-04	Flint	UHL	51	8	6	14	248	3	0	0	0	0
2004-05	WB/Scranton	AHL	2	0	0	0	4	-	-	-	-	-
	Wheeling	ECHL	53	8	9	17	252	-	-	-	-	-
2005-06	Wheeling	ECHL	17	1	2	3	74	-	-	-	-	-
2006-07	Fort Wayne	AHL	68	10	14	24	204	10	3	3	6	16
2007-08	Bridgeport	UHL	28	1	1	2	114	-	-	-	-	-
2008-09	Bridgeport	AHL	31	1	2	3	115	3	0	1	1	4



# MATT MOULSON

**LEFT WING** HT: 6'1 WT: 206 **SHOOTS:** Left  
**BORN:** November 1, 1983 in North York, ON  
**ACQUIRED:** Signed as a free agent on July 6, 2009

STATISTICS		REGULAR SEASON							PLAYOFFS				
SEASON	CLUB	LEA	GP	G	A	PTS	PIM		GP	G	A	PTS	PIM
2002-03	Cornell	NCAA	33	13	10	23	22		-	-	-	-	-
2003-04	Cornell	NCAA	32	18	17	35	37		-	-	-	-	-
2004-05	Cornell	NCAA	34	22	20	42	33		-	-	-	-	-
205-06	Cornell	NCAA	35	18	20	38	14		-	-	-	-	-
2006-07	Manchester	AHL	77	25	32	57	23		16	2	3	5	8
2007-08	Manchester	AHL	57	28	28	56	29		4	2	0	2	4
	Los Angeles	NHL	22	5	4	9	4		-	-	-	-	-
2008-09	Manchester	AHL	54	21	26	47	35		-	-	-	-	-
	Los Angeles	NHL	7	1	0	1	2		-	-	-	-	-
<b>NHL Totals</b>			<b>29</b>	<b>6</b>	<b>4</b>	<b>10</b>	<b>6</b>		<b>-</b>	<b>-</b>	<b>-</b>	<b>-</b>	<b>-</b>



# SCOTT MUNROE

**GOALTENDER** HT: 6'2 WT: 200 **CATCHES:** Left  
**BORN:** January 20, 1982 in Moose Jaw, SASK  
**ACQUIRED:** Signed as a free agent on July 2, 2009


STATISTICS		REGULAR SEASON							PLAYOFFS				
SEASON	CLUB	LEA	GP	MINS	GA	SO	GAA	REC	GP	MINS	GA	SO	GAA
2002-03	Alabama-Hunt.	NCAA	20	1049	49	0	2.80	11-6-1	-	-	-	-	-
2003-04	Alabama-Hunt.	NCAA	17	891	47	0	3.16	5-9-1	-	-	-	-	-
2004-05	Alabama-Hunt.	NCAA	31	1805	69	3	2.29	16-10-4	-	-	-	-	-
2005-06	Alabama-Hunt.	NCAA	31	1813	91	0	3.01	17-11-2	-	-	-	-	-
	Philadelphia	AHL	2	119	7	0	3.54	0-2-0	-	-	-	-	-
2006-07	Philadelphia	AHL	40	2298	117	2	3.05	15-19-2	-	-	-	-	-
2007-08	Philadelphia	AHL	36	1779	68	4	2.29	18-8-2	12	784	29	2	2.22
2008-09	Philadelphia	AHL	56	3271	134	4	2.46	31-19-4	3	180	12	0	4.01
	Philadelphia	NHL	1	-	-	-	-	---	-	-	-	-	-
<b>NHL Totals</b>			<b>1</b>	<b>-</b>	<b>-</b>	<b>-</b>	<b>-</b>	<b>---</b>	<b>-</b>	<b>-</b>	<b>-</b>	<b>-</b>	<b>-</b>



# JEREMY REICH

**CENTER** HT: 6'1 WT: 203 **SHOOTS:** Left  
**BORN:** February 11, 1979 in Craik, SASK  
**ACQUIRED:** Signed as a free agent on July 2, 2009


STATISTICS		REGULAR SEASON							PLAYOFFS				
SEASON	CLUB	LEA	GP	G	A	PTS	PIM		GP	G	A	PTS	PIM
1995-96	Seattle	WHL	65	11	11	22	88		5	0	1	1	10
1996-97	Seattle	WHL	62	19	31	50	134		15	2	5	7	36
1997-98	Seattle	WHL	43	24	23	47	121		-	-	-	-	-
	Swift Current	WHL	22	8	8	16	47		12	5	6	11	37
1998-99	Swift Current	WHL	67	21	28	49	220		6	0	3	3	26
1999-00	Swift Current	WHL	72	33	58	91	167		12	2	10	12	19
2000-01	Syracuse	AHL	56	6	9	15	108		5	0	0	0	6
2001-02	Syracuse	AHL	59	9	7	16	178		10	4	0	4	16
2002-03	Syracuse	AHL	78	14	13	27	195		-	-	-	-	-
2003-04	Syracuse	AHL	72	14	37	51	150		6	1	1	2	13
	Columbus	NHL	9	0	1	1	20		-	-	-	-	-
2004-05	Syracuse	AHL	50	4	5	9	189		-	-	-	-	-
	Houston	AHL	18	3	4	7	34		5	0	1	1	28
2005-06	Providence	AHL	77	8	15	23	235		6	0	0	0	27
2006-07	Providence	AHL	46	4	7	11	105		-	-	-	-	-
	Boston	NHL	32	0	1	1	63		-	-	-	-	-
2007-08	Boston	NHL	58	2	2	4	78		4	0	0	0	8
2008-09	Providence	AHL	76	21	13	34	139		16	3	5	8	21
<b>NHL Totals</b>			<b>99</b>	<b>2</b>	<b>4</b>	<b>6</b>	<b>161</b>		<b>4</b>	<b>0</b>	<b>0</b>	<b>0</b>	<b>8</b>



## JOEL RECHLICZ

**RIGHT WING**    **HT:** 6'4    **WT:** 220    **SHOOT:** Right  
**BORN:** June 14, 1987 in Brookfield, WI  
**ACQUIRED:** Signed as a free agent on May 6, 2008


STATISTICS			REGULAR SEASON						PLAYOFFS					
SEASON	CLUB	LEA	GP	G	A	PTS	PIM		GP	G	A	PTS	PIM	
2004-05	Santa Fe	NAHL	3	0	1	1	29		-	-	-	-	-	
2005-06	Des Moines	USHL	2	0	0	0	4		-	-	-	-	-	
	Indiana	USHL	2	0	0	0	16		-	-	-	-	-	
	Gatineau	QMJHL	3	0	0	0	17		-	-	-	-	-	
2006-07	Chicoutimi	QMJHL	55	0	1	1	159		1	0	0	0	2	
	Chicago	UHL	2	0	0	0	9		-	-	-	-	-	
2007-08	Kalamazoo	IHL	25	1	0	1	100		-	-	-	-	-	
	Albany	AHL	25	0	1	1	106		-	-	-	-	-	
2008-09	<b>NY Islanders</b>	<b>NHL</b>	<b>17</b>	<b>0</b>	<b>1</b>	<b>1</b>	<b>68</b>		-	-	-	-	-	
	Utah	ECHL	45	0	1	1	110		-	-	-	-	-	
	Bridgeport	AHL	4	0	0	0	12		-	-	-	-	-	
<b>NHL/NY Islanders Totals</b>			<b>17</b>	<b>0</b>	<b>1</b>	<b>1</b>	<b>68</b>		-	-	-	-	-	



## TONY ROMANO

**CENTER**    **HT:** 5'10    **WT:** 170    **SHOOT:** Right  
**BORN:** January 5, 1988 in Smithtown, NY  
**ACQUIRED:** Traded from New Jersey with a conditional draft selection in 2012 on June 30, 2009 for Ben Walter


STATISTICS			REGULAR SEASON						PLAYOFFS					
SEASON	CLUB	LEA	GP	G	A	PTS	PIM		GP	G	A	PTS	PIM	
2006-07	Cornell	NCAA	29	9	10	19	18		-	-	-	-	-	
2007-08	London	OHL	66	12	10	22	40		4	1	0	1	0	



## TREVOR SMITH

**LEFT WING**    **HT:** 6'1    **WT:** 195    **SHOOT:** Left  
**BORN:** February 8, 1985 in North Vancouver, BC  
**ACQUIRED:** Signed as an undrafted free agent on April 2, 2007

STATISTICS			REGULAR SEASON						PLAYOFFS					
SEASON	CLUB	LEA	GP	G	A	PTS	PIM		GP	G	A	PTS	PIM	
2003-04	Quesnel	BCHL	44	28	19	47	50		-	-	-	-	-	
2004-05	Omaha	USHL	60	29	39	68	78		5	3	1	4	2	
2005-06	New Hampshire	NCAA	39	10	10	20	34		-	-	-	-	-	
2006-07	New Hampshire	NCAA	39	21	22	43	39		-	-	-	-	-	
	Bridgeport	AHL	8	1	2	3	2		-	-	-	-	-	
2007-08	Bridgeport	AHL	53	29	17	37	16		-	-	-	-	-	
	Utah	ECHL	22	11	14	25	28		-	-	-	-	-	
2008-09	Bridgeport	AHL	76	30	32	62	40		5	1	3	4	0	
	<b>NY Islanders</b>	<b>NHL</b>	<b>7</b>	<b>1</b>	<b>0</b>	<b>1</b>	<b>0</b>		-	-	-	-	-	
<b>NHL/NY Islanders Totals</b>			<b>7</b>	<b>1</b>	<b>0</b>	<b>1</b>	<b>0</b>		-	-	-	-	-	



# BRETT WESTGATH

**DEFENSEMAN** HT: 6'2 WT: 225 SHOOTS: Left

**BORN:** February 4, 1982 in Amherst, ON

**ACQUIRED:** Signed as a free agent on July 2, 2009

STATISTICS			REGULAR SEASON					PLAYOFFS				
SEASON	CLUB	LEA	GP	G	A	PTS	PIM	GP	G	A	PTS	PIM
2002-03	Princeton	NCAA	27	1	0	1	30	-	-	-	-	-
2003-04	Princeton	NCAA	23	0	1	1	18	-	-	-	-	-
2005-06	Princeton	NCAA	31	3	8	11	30	-	-	-	-	-
2006-07	Princeton	NCAA	33	0	11	11	32	-	-	-	-	-
	Syracuse	AHL	5	0	1	1	6	-	-	-	-	-
2007-08	Iowa	AHL	37	2	3	5	89	-	-	-	-	-
	Flint	IHL	27	2	10	12	39	-	-	-	-	-
2008-09	Worcester	AHL	77	2	7	9	137	9	0	0	0	42



# MARK WOTTON

**DEFENSEMAN** HT: 5'10" WT: 195 SHOOTS: Left

**BORN:** October 16, 1973 in Foxwarren, MB

**ACQUIRED:** Signed as a free agent on August 3, 2006.

STATISTICS			REGULAR SEASON					PLAYOFFS				
SEASON	CLUB	LEA	GP	G	A	PTS	PIM	GP	G	A	PTS	PIM
1989-90	Saskatoon	WHL	51	2	3	5	31	7	1	1	2	15
1990-91	Saskatoon	WHL	45	4	11	15	37	-	-	-	-	-
1991-92	Saskatoon	WHL	64	11	25	36	92	21	2	6	8	22
1992-93	Saskatoon	WHL	71	15	51	66	90	9	6	5	11	18
1993-94	Saskatoon	WHL	65	12	34	46	108	16	3	12	15	32
1994-95	Vancouver	NHL	1	0	0	0	0	5	0	0	0	4
	Syracuse	AHL	75	12	29	41	50	-	-	-	-	-
1995-96	Syracuse	AHL	80	10	35	45	96	15	1	12	13	20
1996-97	Vancouver	NHL	36	3	6	9	19	-	-	-	-	-
	Syracuse	AHL	27	2	8	10	25	2	0	0	0	4
1997-98	Vancouver	NHL	5	0	0	0	6	-	-	-	-	-
	Syracuse	AHL	56	12	21	33	80	5	0	0	0	12
1998-99	Syracuse	AHL	72	4	31	35	74	-	-	-	-	-
1999-00	Michigan	IHL	70	3	7	10	72	-	-	-	-	-
2000-01	Dallas	NHL	1	0	0	0	0	-	-	-	-	-
	Utah	IHL	63	2	2	4	64	-	-	-	-	-
2001-02	Utah	AHL	57	9	18	27	68	4	0	1	1	6
2002-03	Utah	AHL	69	8	26	34	68	2	0	0	0	2
2003-04	Utah	AHL	23	1	3	4	25	-	-	-	-	-
2004-05	St. Petersburg	Russia	50	3	3	6	32	-	-	-	-	-
2005-06	Hershey	AHL	69	7	19	26	58	14	0	4	4	6
2006-07	Bridgeport	AHL	78	9	24	33	56	-	-	-	-	-
2007-08	Bridgeport	AHL	69	2	18	20	54	-	-	-	-	-
2008-09	Bridgeport	AHL	73	5	16	21	40	5	0	0	0	0
	<b>NHL Totals</b>		<b>43</b>	<b>3</b>	<b>6</b>	<b>9</b>	<b>25</b>	<b>5</b>	<b>0</b>	<b>0</b>	<b>0</b>	<b>4</b>



PROSPECTS

# EMIL AXELSSON

**DEFENSEMAN** HT: 6'3" WT: 198 **SHOOTS:** Left

**BORN:** March 19, 1986 in Orebro, Sweden

**ACQUIRED:** Selected in the seventh round (210th overall) in the 2004 Entry Draft.

STATISTICS			REGULAR SEASON					PLAYOFFS				
SEASON	CLUB	LEA	GP	G	A	PTS	PIM	GP	G	A	PTS	PIM
2003-04	Orebro	SWE-1	42	4	0	4	83	-	-	-	-	-
2004	Sweden	IIHF	5	0	0	0	8	-	-	-	-	-
2004-05	Linköping Jr.	SWE-1	21	0	1	1	32	-	-	-	-	-
2005-06	Arboga	SWE-1	39	1	2	3	30	-	-	-	-	-
2006-07	Linköping	SEL	2	0	0	0	0	-	-	-	-	-
	Arboga	SWE-1	38	1	5	6	85	-	-	-	-	-
	Vasteras	SWE-1	5	0	0	0	2	-	-	-	-	-
2007-08	Vasteras	SWE-1	44	0	5	5	139	-	-	-	-	-
2008-09	Vasteras	SWE-1	8	0	0	0	2	-	-	-	-	-

# BRIAN DAY

**RIGHT WING** HT: 6'0" WT: 186 **SHOOTS:** Right

**BORN:** August 4, 1988 in Danvers, MA

**ACQUIRED:** Selected in the sixth round (171st overall) in the 2006 NHL Entry Draft.

STATISTICS			REGULAR SEASON					PLAYOFFS				
SEASON	CLUB	LEA	GP	G	A	PTS	PIM	GP	G	A	PTS	PIM
2004-05	Governor	USHS	25	10	14	24	30	-	-	-	-	-
2005-06	Governor	USHS	29	9	13	22	34	-	-	-	-	-
2006-07	Governor	USHS	27	18	12	30	16	-	-	-	-	-
2007-08	Colgate	NCAA	41	9	13	22	53	-	-	-	-	-
2008-09	Colgate	NCAA	34	14	13	27	26	-	-	-	-	-

# MATT DONOVAN

**DEFENSEMAN** HT: 6'0 WT: 190 **SHOOTS:** Left

**BORN:** May 9, 1990 in Edmond, OK

**ACQUIRED:** Selected in the fourth round (96th overall) in the 2008 NHL Entry Draft.

STATISTICS			REGULAR SEASON					PLAYOFFS				
SEASON	CLUB	LEA	GP	G	A	PTS	PIM	GP	G	A	PTS	PIM
2007-08	Cedar Rapids	USHL	59	12	19	31	41	3	0	1	1	4
2008-09	Cedar Rapids	USHL	57	19	32	51	43	5	0	4	4	2



# JASON GREGOIRE

**LEFT WING**      **HT:** 5'11"      **WT:** 175      **SHOOT:** Left

**BORN:** February 24, 1989 in Winnipeg, MB

**ACQUIRED:** Selected in the third round (76th overall) in the 2007 NHL Entry Draft

STATISTICS			REGULAR SEASON						PLAYOFFS					
SEASON	CLUB	LEA	GP	G	A	PTS	PIM		GP	G	A	PTS	PIM	
2004-05	Wild	MMH	40	29	32	61	60		14	3	10	13	12	
2005-06	South Blues	MJHL	57	22	28	50	46		14	12	11	23	8	
2006	Western	World-U17	4	3	1	4	0		-	-	-	-	-	
2006-07	Lincoln	USHL	32	16	20	36	10		4	4	0	4	2	
2007-08	Lincoln	USHL	54	37	32	69	41		8	3	9	12	6	
2008-09	U. North Dakota	NCAA	42	12	17	29	28		-	-	-	-	-	

# TRAVIS HAMONIC

**DEFENSEMAN**      **HT:** 6'0      **WT:** 195      **SHOOT:** Right

**BORN:** August 16, 1990 in St. Malo, MAN

**ACQUIRED:** Selected in the second round (53rd overall) in the 2008 NHL Entry Draft.

STATISTICS			REGULAR SEASON						PLAYOFFS					
SEASON	CLUB	LEA	GP	G	A	PTS	PIM		GP	G	A	PTS	PIM	
2006-07	Moose Jaw	WHL	22	0	3	3	30		-	-	-	-	-	
2007-08	Moose Jaw	WHL	61	5	17	22	101		6	0	1	1	6	
2008-09	Moose Jaw	WHL	57	13	27	40	126		-	-	-	-	-	

# BLAKE KESSEL

**DEFENSEMAN**      **HT:** 6'2      **WT:** 204      **SHOOT:** Right

**BORN:** April 13, 1989 in Madison, WI

**ACQUIRED:** Selected in the sixth round (166th overall) in the 2007 NHL Entry Draft

STATISTICS			REGULAR SEASON						PLAYOFFS					
SEASON	CLUB	LEA	GP	G	A	PTS	PIM		GP	G	A	PTS	PIM	
2006-07	Waterloo	USHL	59	11	27	38	38		9	1	5	6	8	
2007-08	Waterloo	USHL	59	19	38	57	26		11	1	10	11	12	
2008-09	New Hampshire	NCAA	37	6	7	13	24		-	-	-	-	-	

# MATT MARTIN

**LEFT WING**      **HT:** 6'2      **WT:** 192      **SHOOT:** Left

**BORN:** May 8, 1989 in Windsor, ON

**ACQUIRED:** Selected in the fifth round (148th overall) in the 2008 NHL Entry Draft.

STATISTICS			REGULAR SEASON						PLAYOFFS					
SEASON	CLUB	LEA	GP	G	A	PTS	PIM		GP	G	A	PTS	PIM	
2006-07	Sarnia	OHL	39	3	3	6	52		4	0	0	0	0	
2007-08	Sarnia	OHL	66	25	13	38	155		9	3	3	6	16	
2008-09	Sarnia	OHL	61	35	30	65	142		5	3	0	3	10	

# AARON NESS

**DEFENSEMAN**      **HT:** 5'10      **WT:** 175      **SHOOT:** Left

**BORN:** May 18, 1990 in Benidji, MN

**ACQUIRED:** Selected in the second round (40th overall) in the 2008 NHL Entry Draft.

STATISTICS			REGULAR SEASON						PLAYOFFS					
SEASON	CLUB	LEA	GP	G	A	PTS	PIM		GP	G	A	PTS	PIM	
2008-09	U. of Minnesota	NCAA	37	2	15	17	16		-	-	-	-	-	

# JYRI NIEMI

**DEFENSEMAN**      **HT:** 6'3      **WT:** 206      **SHOOT:** Left

**BORN:** June 15, 1990 in Hameenkyro, Finland

**ACQUIRED:** Selected in the third round (72nd overall) in the 2008 NHL Entry Draft.

STATISTICS			REGULAR SEASON						PLAYOFFS					
SEASON	CLUB	LEA	GP	G	A	PTS	PIM		GP	G	A	PTS	PIM	
2007-08	Saskatoon	WHL	49	14	20	34	57		-	-	-	-	-	
2008-09	Saskatoon	WHL	60	7	25	32	74		6	1	6	7	10	

# KIRILL PETROV

**DEFENSEMAN**      **HT:** 6'3      **WT:** 198      **SHOOT:** Left

**BORN:** April 13, 1990 in Kazan, Russia

**ACQUIRED:** Selected in the third round, (73rd overall) in the 2008 NHL Entry Draft

STATISTICS			REGULAR SEASON						PLAYOFFS					
SEASON	CLUB	LEA	GP	G	A	PTS	PIM		GP	G	A	PTS	PIM	
2006-07	Kazan Ak-Bars	RUS	9	1	1	2	8		3	0	0	0	2	
2007-08	Kazan Ak-Bars	RUS	47	4	6	10	54		8	1	1	2	0	
2008-09	Kazan Ak-Bars	RUS	6	1	0	1	2		-	-	-	-	-	

# KEVIN POULIN

**GOALTENDER** HT: 6'1 WT: 200 CATCHES: Left

**BORN:** April 12, 1990 in Montreal, PQ

**ACQUIRED:** Selected in the fifth round (126nd overall) in the 2008 NHL Entry Draft.

STATISTICS		REGULAR SEASON							PLAYOFFS					
SEASON	CLUB	LEA	GP	MINS	GA	GAA	PCT	REC	GP	MINS	GA	GAA	PCT	
2006-07	Victoriaville	QMJHL	24	1220	68	3.34	.896	10-6-0	-	-	-	-	-	
2007-08	Victoriaville	QMJHL	52	2734	1713.75	.885	18-23-3		-	-	-	-	-	
2008-09	Victoriaville	QMJHL	39	2273	1143.01	.905	18-16-3		-	-	-	-	-	

# RHETT RAKHSHANI

**RIGHT WING** HT: 5'11 WT: 185 SHOOTS: Right

**BORN:** March 6, 1988 in Orange, CA

**ACQUIRED:** Selected in the fourth round (100th overall) in the 2006 NHL Entry Draft.

STATISTICS		REGULAR SEASON							PLAYOFFS					
SEASON	CLUB	LEA	GP	G	A	PTS	PIM		GP	G	A	PTS	PIM	
2004-05	US National U18	USDP	40	12	15	27	21		-	-	-	-	-	
2005-06	US National U18	USDP	16	13	13	26	35		-	-	-	-	-	
2006-07	U. of Denver	NCAA	40	10	26	36	38		-	-	-	-	-	
2007-08	U. of Denver	NCAA	37	14	14	28	52		-	-	-	-	-	
2008-09	U. of Denver	NCAA	38	15	22	37	50		-	-	-	-	-	

# STEFAN RIDDERWALL

**GOALTENDER** HT: 6'1 WT: 185 CATCHES: Left

**BORN:** March 5, 1988 in Stockholm, Sweden

**ACQUIRED:** Selected in the sixth round (173rd overall) in the 2006 NHL Entry Draft.

STATISTICS		REGULAR SEASON							PLAYOFFS					
SEASON	CLUB	LEA	GP	MINS	GA	GAA	PCT	REC	GP	MINS	GA	GAA	PCT	
2005-06	Djurgardens	SWE.1	8	473	20	2.53	.934	-	-	-	-	-	-	
2006	Sweden	WJC- 20	6	59	2	2.02	.939	0-1-0	-	-	-	-	-	
2006-07	Djurgardens	SWE.1	28	1690	50	1.78	.938	-	7	417	10	1.44	.956	
2007-08	Djurgardens	SEL	11	605	27	2.68	.907	N/A	-	-	-	-	-	
	Djurgardens	SWE.1	8	479	14	1.75	.934	N/A	-	-	-	-	-	
2008	Sweden	WJC-20	1	60	1	1.00	.941	1-0-0	-	-	-	-	-	
2008-09	Djurgardens	SEL	27	N/A	N/A	2.90	.897	N/A	-	-	-	-	-	

# DOUG ROGERS

**CENTER** HT: 6'0 WT: 175 SHOOTS: Right

**BORN:** January 20, 1988 in Watertown, MA

**ACQUIRED:** Selected in the fourth round (110th overall) in the 2006 NHL Entry Draft.

STATISTICS		REGULAR SEASON							PLAYOFFS					
SEASON	CLUB	LEA	GP	G	A	PTS	PIM		GP	G	A	PTS	PIM	
2005-06	St. Sebastian's	USHS	28	24	38	62	20		-	-	-	-	-	
2006-07	Harvard	NCAA	33	7	17	24	18		-	-	-	-	-	
2007-08	Harvard	NCAA	34	13	19	32	30		-	-	-	-	-	
2008-09	Harvard	NCAA	31	8	13	21	40		-	-	-	-	-	

# SHANE SIMS

**DEFENSEMAN** HT: 5'11 WT: 172 **SHOOTS:** Right

**BORN:** April 30, 1988 in East Amherst, NY

**ACQUIRED:** Selected in the fifth round (126th overall) in the 2006 NHL Entry Draft.

STATISTICS			REGULAR SEASON					PLAYOFFS				
SEASON	CLUB	LEA	GP	G	A	PTS	PIM	GP	G	A	PTS	PIM
2005-06	Des Moines	USHL	59	10	12	22	12	11	2	0	2	12
2005-06	Des Moines	USHL	59	10	19	29	137	8	1	3	4	8
2007-08	Ohio State U.	NCAA	39	1	10	11	45	-	-	-	-	-
2008-09	Ohio State U.	NCAA	42	7	17	24	42	-	-	-	-	-

# JARED SPURGEON

**DEFENSEMAN** HT: 5'8 WT: 175 **SHOOTS:** Right

**BORN:** November 29, 1989 in Edmonton, ALTA

**ACQUIRED:** Selected in the sixth round (156th overall) in the 2008 NHL Entry Draft.

STATISTICS			REGULAR SEASON					PLAYOFFS				
SEASON	CLUB	LEA	GP	G	A	PTS	PIM	GP	G	A	PTS	PIM
2005-06	Spokane	WHL	46	3	9	12	28	-	-	-	-	-
2006-07	Spokane	WHL	38	4	15	19	16	-	-	-	-	-
2007-08	Spokane	WHL	69	12	31	43	19	21	0	5	5	16
2008-09	Spokane	WHL	59	10	35	45	37	12	2	3	5	10

# DAVID TOEWS

**CENTER** HT: 5'11 WT: 185 **SHOOTS:** Right

**BORN:** June 7, 1990 in Winnipeg, MAN

**ACQUIRED:** Selected in the third round (66th overall) in the 2008 NHL Entry Draft

STATISTICS			REGULAR SEASON					PLAYOFFS				
SEASON	CLUB	LEA	GP	G	A	PTS	PIM	GP	G	A	PTS	PIM
2008-09	U. North Dakota	NCAA	23	5	6	11	4	-	-	-	-	-

# COREY TRIVINO

**LEFT WING** HT: 6'1 WT: 180 **SHOOTS:** Left

**BORN:** January 12, 1980 in Toronto, ON

**ACQUIRED:** Selected in the second round (36th overall) in the 2008 NHL Entry Draft.

STATISTICS			REGULAR SEASON					PLAYOFFS				
SEASON	CLUB	LEA	GP	G	A	PTS	PIM	GP	G	A	PTS	PIM
2006-07	Stouffville	OPJHL	49	24	34	58	24	-	-	-	-	-
2007-08	Stouffville	OPJHL	39	19	50	69	22	-	-	-	-	-
2008-09	Boston	NCAA	32	6	7	13	14	-	-	-	-	-

# DAVID ULLSTROM

**LEFT WING**      **HT:** 6'3      **WT:** 198      **SHOOTS:** Left

**BORN:** April 22, 1989 in Jonkoping, Sweden

**ACQUIRED:** Selected in the fourth round (102nd overall) in the 2008 NHL Entry Draft.

STATISTICS			REGULAR SEASON					PLAYOFFS				
SEASON	CLUB	LEA	GP	G	A	PTS	PIM	GP	G	A	PTS	PIM
2007-08	HV71 Jonkoping	SEL	7	0	0	0	0	-	-	-	-	-
2008-09	HV71 Jonkoping	SEL	19	1	3	4	6	14	1	0	1	4
	Boras HC	Swe-1	15	9	7	16	22	-	-	-	-	-

# IGOR VOLKOV

**LEFT WING**      **HT:** 6'0      **WT:** 189      **SHOOTS:** Left

**BORN:** January 24, 1983 in Belgorod, Russia

**ACQUIRED:** Selected in the eighth round (246th overall) in the 2003 NHL Entry Draft.

STATISTICS			REGULAR SEASON					PLAYOFFS				
SEASON	CLUB	LEA	GP	G	A	PTS	PIM	GP	G	A	PTS	PIM
2000-01	Salavat	RUS	30	1	1	2	4	-	-	-	-	-
2001-02	Salavat	RUS	42	3	1	4	8	-	-	-	-	-
2002-03	Salavat	RUS	40	9	5	14	30	3	1	0	1	4
2003-04	Salavar	RUS	45	11	13	24	38	-	-	-	-	-
2004-05	Moscow	RUS	10	0	1	1	0	4	1	0	1	0
2005-06	Salavat	RUS	47	18	12	30	22	-	-	-	-	-
2006-07	Salavat	RUS	52	12	11	23	44	-	-	-	-	-
2007-08	Salavat	RUS	50	14	9	23	16	-	-	-	-	-
2008-09	Omsk Avangard	KHL	41	8	9	17	24	9	0	2	2	2

# JASE WESLOSKY

**GOALTENDER**      **HT:** 6'2      **WT:** 185      **CATCHES:** Left

**BORN:** August 14, 1988 in St. Albert, AB

**ACQUIRED:** Selected in the fourth round (108th overall) in the 2006 NHL Entry Draft.

STATISTICS		REGULAR SEASON							PLAYOFFS				
SEASON	CLUB	LEA	GP	MINS	GA	GAA	PCT	REC	GP	MINS	GA	GAA	PCT
2005-06	Sherwood	AJHL	58	2123	110	2.33	.910	9-18-8	-	-	-	-	-
2006-07	St. Cloud St.	NCAA	6	359	16	2.67	.899	5-1-0	-	-	-	-	-
2007-08	St. Cloud St.	NCAA	33	1901	67	2.12	.931	16-13-2	-	-	-	-	-
2008-09	St. Cloud St.	NCAA	33	1889	85	2.70	.913	16-13-2	-	-	-	-	-



2009 NHL  
ENTRY DRAFT

**2009 NHL ENTRY DRAFT**



# JOHN TAVARES

ROUND

1

**CENTER** **HT:** 6'0 **WT:** 195 **SHOOTS:** Left  
**BORN:** September 20, 1990 in Mississauga, ON  
**ACQUIRED:** Selected first overall in the 2009 Entry Draft

STATISTICS		REGULAR SEASON							PLAYOFFS					
SEASON	CLUB	LEA	GP	G	A	PTS	PIM		GP	G	A	PTS	PIM	
2004-05	Milton Icehawks	OPJHL	16	11	12	23	8		-	-	-	-	-	
2005-06	Oshawa	OHL	65	45	32	77	72		-	-	-	-	-	
2006-07	Oshawa	OHL	67	72	62	134	60		9	7	12	19	6	
2007-08	Oshawa	OHL	59	40	78	118	69		15	3	13	16	20	
2008-09	Oshawa	OHL	32	26	28	54	32		-	-	-	-	-	
	London	OHL	24	32	18	50	22		14	10	11	21	8	

# CALVIN DE HAAN

ROUND

1

**DEFENSEMAN** **HT:** 6'0 **WT:** 170 **SHOOTS:** Left  
**BORN:** May 9, 1991 in Ottawa, ON  
**ACQUIRED:** Selected in the first round, 12th overall

STATISTICS		REGULAR SEASON							PLAYOFFS					
SEASON	CLUB	LEA	GP	G	A	PTS	PIM		GP	G	A	PTS	PIM	
2008-09	Oshawa	OHL	68	8	55	63	40		-	-	-	-	-	

# MIKKO KOSKINEN

ROUND

2

**GOALTENDER** **HT:** 6'5 **WT:** 187 **CATCHES:** Left  
**BORN:** July 18, 1988 in Vantaa, Finland  
**ACQUIRED:** Selected in the second round, 30th overall

STATISTICS		REGULAR SEASON							PLAYOFFS						
SEASON	CLUB	LEA	MIN	GA	GAA	SV%	REC		GP	MIN	GA	GAA	SV%	REC	
2008-09	Espoo Blues	FIN	1,920	61	1.91	.932	17-9-7		-	-	-	-	-	-	

# ANDERS NILSSON

ROUND

3

**GOALTENDER** **HT:** 6'1 **WT:** 200 **CATCHES:** Left  
**BORN:** March 19, 1990 in Lulea, Sweden  
**ACQUIRED:** Selected in the third round, 62nd overall

STATISTICS		REGULAR SEASON							PLAYOFFS						
SEASON	CLUB	LEA	MIN	GA	GAA	SV%	REC		GP	MIN	GA	GAA	SV%	REC	
2007-08	Lulea Jr.	SWE JR.	897	-	2.07	.926	---		-	-	-	-	-	---	
2008-09	Lulea	SWE	27	-	0.00	1.00	---		-	-	-	-	-	---	
	Lulea Jr.	SWE JR.	2,198	-	2.05	.927	---		-	-	-	-	-	---	

# CASEY CIZIKAS

ROUND  
4

**CENTER** HT: 5'10" WT: 190 SHOOTs: Left

**BORN:** February 27, 1991 in Toronto, ON

**ACQUIRED:** Selected in the fourth round, 92nd overall

STATISTICS			REGULAR SEASON					PLAYOFFS				
SEASON	CLUB	LEA	GP	G	A	PTS	PIM	GP	G	A	PTS	PIM
2007-08	Mississauga	OHL	62	18	23	41	41	4	1	2	3	6
2008-09	Mississauga	OHL	55	16	20	36	39	11	5	4	9	11

# ANTON KLEMENTYEV

ROUND  
5

**DEFENSEMAN** HT: 6'1 WT: 198 SHOOTs: Right

**BORN:** March 25, 1990 in Togliatti, Russia

**ACQUIRED:** Selected in the fifth round, 122nd overall

STATISTICS			REGULAR SEASON					PLAYOFFS				
SEASON	CLUB	LEA	GP	G	A	PTS	PIM	GP	G	A	PTS	PIM
2008-09	Yaroslavl	KHL	1	0	0	0	0	-	-	-	-	-

# ANDERS LEE

ROUND  
6

**RIGHT WING** HT: 6'3" WT: 198 SHOOTs: Left

**BORN:** April 13, 1990 in Kazan, Russia

**ACQUIRED:** Selected in the third round, 73rd overall

STATISTICS			REGULAR SEASON					PLAYOFFS				
SEASON	CLUB	LEA	GP	G	A	PTS	PIM	GP	G	A	PTS	PIM
2007-08	Edina HS	MIN-AA	31	32	22	54	-	-	-	-	-	-
2008-09	Edina HS	MIN-AA	31	20	46	66	-	-	1	8	9	2



**BRIDGEPORT**  
**SOUND TIGERS**

SOUND  
TIGERS

# BRIDGEPORT SOUND TIGERS EXECUTIVE DIRECTORY



## ARENA/OFFICES

**ARENA AT HARBOR YARD**  
600 Main St., Bridgeport, CT 06604  
203.334.GOAL • soundtigers.com

## OWNERSHIP/TOP MANAGEMENT

Owner & Governor	Charles B. Wang
President	Howard Saffan
General Manager	Garth Snow

## COACHING STAFF

Head Coach	Jack Capuano
Assistant Coaches	Pat Bingham & Matt Bertani
Athletic Trainer	Mike Schroeder
Equipment Manager	Matt Broyles

## OPERATIONS

Vice President	Luke Milbury
Director of Community Relations and Group Sales	Shane Beardsley
Community Relations, Group Sales	Laura Brennan
Community Relations, Group Sales	Tim Carr
Community Relations, Group Sales	Joe Cantone
Community Relations, Group Sales	Sarah Osborne
Community Relations, Group Sales	Matthew Freitag
Manager, Fan Experience	Tom Morris
Senior Corporate Account Executive	Cian Stein
Corporate Account Executive	Dan Travis
Corporate Account Executive	Steve Waters
Ticket Operations Manager	Brianne Tompkins
Director of Media Relations	Rich Cohen
Creative Director	Brian Keegan

## MEDICAL STAFF

Team Physician/Orthopedist	Dr. Dante Brittis
Internist	Dr. Kenneth Dressler
Team Orthopedists	Dr. Rolf Langeland, Dr. Henry Backe, Dr. Patrick Kwok, Dr. Robert Stanton



**HOWARD SAFFAN**

**PRESIDENT**

Howard Saffan enters his fifth season as President of the Bridgeport Sound Tigers. He oversees all aspects of the operation of the team with a focus on community involvement and emphasizes family fun and entertainment at the team's home facility, Arena at Harbor Yard.

Saffan is partnered with Charles B. Wang at the Islanders IceWorks in Syosset, NY. Since 1999, Saffan has owned and operated the Shelton based SportsCenter of Connecticut, which features the world's only double-decker hockey rink. He has served as the president of Bishop Design and Development, a Weston-based real estate development company since 1997.

He graduated from Syracuse University in 1981 and Brooklyn Law School in 1984 and was a lawyer in New York City from 1984-86. The 49-year old Saffan was born in the Bronx and raised on Long Island. He currently lives in Weston with his wife Judy and their three sons Noah, Ethan and Justin, and daughter Gabrielle.



**JACK CAPUANO**

**HEAD COACH**


Jack Capuano is returning for his third season as the Bridgeport Sound Tigers' head coach. This is Capuano's fourth season with the team as he served as the associate coach during the 2006-07 season.

Prior to joining the Islanders organization in 2005-06 as the Islanders assistant coach, Capuano served as the head coach of the 2005 U.S. Under-18 Select Team at the Five Nations Cup in Slovakia. From 1997 to 2005, the Rhode Island native was with the Pee Dee Pride of the East Coast Hockey League as general manager and served several stints as head coach. In 1998-99, Capuano coached Pee Dee to a regular season record of 51-14-4 and to the ECHL Finals.

Capuano, 43, began his coaching career in 1995 as an assistant coach with the Tallahassee Tiger Sharks of the ECHL after ending a pro playing career that included stints with Boston, Vancouver and Toronto of the NHL and Springfield and Maine of the American Hockey League.

The former First Team All-American captained the University of Maine to a Hockey East championship and NCAA Frozen Four appearance in 1998.

Jack and his wife Donna have two children, Adrianna and Anthony.



**PAT BINGHAM**


**ASSISTANT COACH**

Pat Bingham is returning for his third year as the Sound Tigers' assistant coach and fourth year with the team.

In 2006-07, Bingham was the head coach of the Fort Wayne Komets of the United Hockey League after serving as an assistant coach with the Sound Tigers in 2005-06. Before joining the Sound Tigers, Bingham served as head coach of the Wheeling Nailers of the East Coast Hockey League from 2003-05. Bingham led the Nailers to a record of 89-46-9 and was named the ECHL Coach of the Year in 2004. His coaching career has included stints with the the Huntsville Channel Cats from 1998-00 in the Central Hockey League, the Asheville Smoke from 2000-01 in the United Hockey League and the Adirondack IceHawks from 2002-03, also of the United Hockey League.

The 41-year-old Bingham, finished a pro playing career in 1996 that included time in the ECHL, AHL, Colonial Hockey League and the Southern Hockey League.

Bingham and his wife Tanya have a son, Evan.



**MATT BERTANI**

**ASSISTANT COACH**

Matt Bertani is returning for his second year as the Sound Tigers' assistant coach. His duties include all of the team's video analysis of opponents and assisting in practice plans.

Bertani served as an assistant coach at Penn State University since 2005, and was the Director of Recruiting while monitoring the team's player development.

Before his years at "Happy Valley," Bertani served as an assistant coach with the Johnstown Chiefs of the ECHL.

Bertani, a native of Pittsburgh, PA and graduate from Mercyhurst College will turn 34 on March 27th.



# BRIDGEPORT SOUND TIGERS



## 2009-10 SEASON SCHEDULE

OCTOBER 2009						
S	M	T	W	T	F	S
					1	2
						LOW
4	5	6	7	8	9	10
					WOR	WBS
11	12	13	14	15	16	17
	BNG					NOR
18	19	20	21	22	23	24
ADK		LOW			MAN	WBS
25	26	27	28	29	30	31
ALB				WOR	POR	

NOVEMBER 2009						
S	M	T	W	T	F	S
6:05	1	2	3	4	5	6
PRO			ADK		SPR	HAR
8:00	8	9	10	11	12	13
LOW					SPR	ADK
14	15	16	17	18	19	20
POR					ABB	ABB
21	22	23	24	25	26	27
			MAN	4	LOW	WOR
28	29	30				
HAR						

DECEMBER 2009						
S	M	T	W	T	F	S
					1	2
					PRO	
6	7	8	9	10	11	12
					SPR	HAR
13	14	15	16	17	18	19
		POR			PRO	POR
20	21	22	23	24	25	26
SPR					HAR	
27	28	29	30	31		

JANUARY 2010						
S	M	T	W	T	F	S
					1	2
					PRO	HAR
3:05	3	4	5	6	7	8
WOR					SPR	SPR
9	10	11	12	13	14	15
			ADK		PRO	ALB
16	17	18	19	20	21	22
WOR					ALB	BNG
23	24	25	26	27	28	29
3:00			ALB		POR	POR
3:00						

FEBRUARY 2010						
S	M	T	W	T	F	S
		1	2	3	4	5
					SPR	MAN
7	8	9	10	11	12	13
					WOR	HAR
14	15	16	17	18	19	20
SPR		LOW			HAR	ABB
21	22	23	24	25	26	27
HAR		ABB			HER	
28						

MARCH 2010						
S	M	T	W	T	F	S
					1	2
					HER	
3:00	7	8	9	10	11	12
MAN					NOR	PRO
13	14	15	16	17	18	19
					SYR	MAN
20	21	22	23	24	25	26
SPR			SYR		MAN	HAR
27	28	29	30	31		
LOW						

APRIL 2010						
S	M	T	W	T	F	S
					1	2
					MAN	POR
4	5	6	7	8	9	10
					LOW	MAN
11	12	13	14	15	16	17
3:00						
HAR						

**ADK** - Adirondack Phantoms  
**ABB** - Abbotsford Heat  
**ALB** - Albany River Rats  
**BNG** - Binghamton Senators  
**HAR** - Hartford Wolf Pack  
**HER** - Hershey Bears  
**LOW** - Lowell Devils  
**MAN** - Manchester Monarchs  
**NOR** - Norfolk Admirals  
**POR** - Portland Pirates  
**PRO** - Providence Bruins  
**SPR** - Springfield Falcons  
**SYR** - Syracuse Crunch  
**WBS** - Wilkes-Barre/Scranton Penguins  
**WOR** - Worcester Sharks

For Season Ticket and group discounts, call:

**203.334.GOAL**  
or visit

**SOUNDTIGERS.COM**



PURCHASE INDIVIDUAL GAME TICKETS AT:

**ticketmaster** 203.368.1000  
TICKETMASTER.COM

HOME

AWAY

GAME DATES AND TIMES  
ARE SUBJECT TO CHANGE

ALL TIMES ARE EASTERN

# SOUND TIGERS GAME-BY-GAME RESULTS

NO.	DATE	OPPONENT	SCORE	W/T GOAL	GOALIES OF RECORD	RECORD
1	Oct. 10	at Philadelphia	L 2-1	Claude Giroux	Yann Danis/Scott Munroe	0-1-0-0
2	Oct. 11	at Albany	W 4-2	Tyler Haskins	Yann Danis/Justin Peters	1-1-0-0
3	Oct. 12	at Hartford	L 1-2 (SO)	Andrew MacDonald	Peter Mannino/Miika Wiikman	1-1-0-1
4	Oct. 17	at WB/Scranton	W 4-3 (SO)	Janne Pesonen	Yann Danis/Adam Berkhoe	2-1-0-1
5	Oct. 18	Albany	W 3-1	Mike Iggulden	Yann Danis/Justin Peters	3-1-0-1
6	Oct. 19	Philadelphia	W 5-1	Sean Bentivoglio	Peter Mannino/Jean-Sebastien Aubin	4-1-0-1
7	Oct. 24	at Portland	L 3-4	Tyler Bouck	Yann Danis/Adam Dennis	4-2-0-1
8	Oct. 25	at Worcester	W 2-0	Tim Jackman	Peter Mannino/Thomas Greiss	5-2-0-1
9	Oct. 31	at Binghamton	W 4-2	Tim Jackman	Peter Mannino/Brian Elliott	6-2-0-1
10	Nov. 1	at Binghamton	W 6-5	Jack Hillen	Peter Mannino/Jeff Glass	7-2-0-1
11	Nov. 2	Albany	L 3-4	Michael Ryan	Peter Mannino/Daniel Manzato	7-3-0-1
12	Nov. 5	WB/Scranton	W 3-2	Blake Comeau	Peter Mannino/John Curry	8-3-0-1
13	Nov. 8	Lowell	W 5-4 (OT)	Mark Wotton	Nathan Lawson/Jeff Frazee	9-3-0-1
14	Nov. 9	Hershey	W 4-1	Jesse Joensuu	Nathan Lawson/Simeon Varlamov	10-3-0-1
15	Nov. 11	Binghamton (PEI)	L 3-4 (SO)	Brendan Bell	Peter Mannino/Brian Elliott	10-3-0-2
16	Nov. 12	Binghamton (St. J)	W 6-2	Tomas Marcinko	Nathan Lawson/Brian Elliott	11-3-0-2
17	Nov. 16	at Houston	W 3-2 (SO)	Mike Iggulden	Peter Mannino/Barry Brust	12-3-0-2
18	Nov. 18	at San Antonio	W 3-1	Trevor Smith	Nathan Lawson/Josh Tordjman	13-3-0-2
19	Nov. 22	at Hershey	L 1-4	Sami Lepisto	Yann Danis/Daren Machesney	13-4-0-2
20	Nov. 23	Philadelphia	W 4-2	Dustin Kohn	Yann Danis/Scott Munroe	14-4-0-2
21	Nov. 28	Hartford	W 4-1	Trevor Smith	Yann Danis/Miikman Wiikman	15-4-0-2
22	Nov. 29	at Worcester	L 1-4	Ryan Vesce	Peter Mannino/Thomas Greiss	15-5-0-2
23	Dec. 3	Hartford	L 3-4 (OT)	Michael Sauer	Peter Mannino/Miikman Wiikman	15-5-1-2
24	Dec. 5	at Binghamton	W 6-5 (SO)	Jesse Joensuu	Nathan Lawson/Brian Elliott	16-5-1-2
25	Dec. 6	Norfolk	L 3-6	Brandon Bochenski	Peter Mannino/Mike McKenna	16-6-1-2
26	Dec. 7	at Lowell	W 4-3 (SO)	Jack Hillen	Peter Mannino/Jeff Frazee	17-6-1-2
27	Dec. 12	at Norfolk	L 2-3	Blair Jones	Peter Mannino/Mike McKenna	17-7-1-2
28	Dec. 13	at Norfolk	W 6-4	Trevor Smith	Peter Mannino/Mike McKenna	18-7-1-2
29	Dec. 19	Springfield	W 4-1	Mike Iggulden	Peter Mannino/Devan Dubnyk	19-7-1-2
30	Dec. 20	Binghamton	L 4-1	Marc Cavosie	Peter Mannino/Brian Elliott	19-8-1-2
31	Dec. 21	Lowell	W 4-0	Trevor Smith	Nathan Lawson/Jeff Frazee	20-8-1-2
32	Dec. 26	Hartford	W 3-1	Jesse Joensuu	Nathan Lawson/Miikman Wiikman	21-8-1-2
33	Dec. 27	at WB/Scranton	L 4-5	Chris Minard	Peter Mannino/John Curry	21-9-1-2
34	Jan. 2	at Philadelphia	W 2-1 (OT)	Mike Iggulden	Yann Danis/Scott Munroe	22-9-1-2
35	Jan. 3	at Albany	L 2-3 (OT)	Michael Ryan	Nathan Lawson/Daniel Manzato	22-9-2-2
36	Jan. 7	Houston	W 4-3 (SO)	Kurtis McLean	Yann Danis/Nolan Schaeffer	23-9-2-2
37	Jan. 9	at Providence	L 1-4	Jordan Knechtstet	Peter Mannino/Tuuka Rask	23-10-2-2
38	Jan. 10	Hartford	W 2-1	Ben Walter	Nathan Lawson/Matt Zaba	24-10-2-2
39	Jan. 14	at Hartford	L 2-4	Jordan Owens	Peter Mannino/Miikman Wiikman	24-11-2-2
40	Jan. 16	Hershey	L 3-5	Alexandre Giroux	Nathan Lawson/Daren Machesney	24-12-2-2

# SOUND TIGERS GAME-BY-GAME RESULTS (CONT.)

NO.	DATE	OPPONENT	SCORE	W/T GOAL	GOALIES OF RECORD	RECORD
41	Jan. 17	at Binghamton	W 3-1	Jesse Joensuu	Nathan Lawson/Martin Gerber	25-12-2-2
42	Jan. 18	WB/Scranton	L 3-0	Mark Letestu	Peter Mannino/John Curry	25-13-2-2
43	Jan. 21	at Albany	W 4-2	Trevor Smith	Nathan Lawson/Daniel Manzato	26-13-2-2
44	Jan. 23	at Portland	L 0-1	Mark Mancari	Nathan Lawson/Jonas Enroth	26-14-2-2
45	Jan. 24	at Portland	L 1-2 (OT)	Mathieu Darche	Nathan Lawson/Jonas Enroth	26-14-3-2
46	Jan. 30	at Hartford	L 1-3	Jordan Owens	Nathan Lawson/Matt Zaba	26-15-3-2
47	Jan. 31	Portland	W 2-1	Ben Walter	Nathan Lawson/Jonas Enroth	27-15-3-2
48	Feb. 6	at Norfolk	L 0-3	Brandon Bochenski	Nathan Lawson/Riku Helenius	27-16-3-2
49	Feb. 7	at Norfolk	W 3-2	Jesse Joensuu	Tobias Stephan/Riku Helenius	28-16-3-2
50	Feb. 8	at Philadelphia	L 1-2	David Laliberte	Nathan Lawson/Scott Munroe	28-17-3-2
51	Feb. 11	San Antonio	W 4-3 (OT)	Mike Iggulden	Tobias Stephan/Josh Tordjman	29-17-3-2
52	Feb. 13	Philadelphia	W 4-1	Chris Lee	Tobias Stephan/Scott Munroe	30-17-3-2
53	Feb. 15	Norfolk	L 1-2 (SO)	Brandon Segal	Nathan Lawson/Riku Helenius	30-17-3-3
54	Feb. 17	Norfolk	W 3-2 (OT)	Jamie Fraser	Tobias Stephan/Riku Helenius	31-17-3-3
55	Feb. 18	at Hartford	W 1-0	Kurtis McLean	Nathan Lawson/Matt Zaba	32-17-3-3
56	Feb. 20	at Albany (*)	POSTPONED	DUE TO	RIVER RATS BUS	ACCIDENT
57	Feb. 21	at Springfield	L 2-3 (SO)	Mark Wotton	Tobias Stephan/Dany Sabourin	32-17-3-4
58	Feb. 22	Portland	W 5-2	Ben Walter	Nathan Lawson/Jonas Enroth	33-17-3-4
59	Feb. 25	Albany	L 2-3 (SO)	Tyler Haskins	Nathan Lawson/Justin Peters	33-17-3-5
60	Feb. 27	at Philadelphia	W 4-1	Sean Bentivoglio	Peter Mannino/Scott Munroe	34-17-3-5
61	Feb. 28	WB/Scranton	W 3-2	Dustin Kohn	Nathan Lawson/Adam Berkhoe	35-17-3-5
62	Mar. 1	at WB/Scranton	W 3-2 (OT)	Mark Wotton	Nathan Lawson/John Curry	36-17-3-5
63	Mar. 3	Norfolk	L 1-3	Juraj Simek	Peter Mannino/Riku Helenius	36-18-3-5
64	Mar. 6	Binghamton	W 6-5	Junior Lessard	Peter Mannino/Jeff Frazee	37-18-3-5
65	Mar. 7	Philadelphia	W 3-2 (SO)	Tyler Haskins	Kris Mayotte/Jean-Sebastien Aubin	38-18-3-5
66	Mar. 8	Hartford	W 6-3	Jon Sim	Peter Mannino/Miika Wiikman	39-18-3-5
67	Mar. 10	at Lowell	W 2-1	Junior Lessard	Peter Mannino/Jeff Frazee	40-18-3-5
68	Mar. 13	at Springfield	W 3-2 (SO)	Jon Sim	Kris Mayotte/Dany Sabourin	41-18-3-5
69	Mar. 14	at Hartford	L 3-6	Dale Weise	Kris Mayotte/Miika Wiikman	41-19-3-5
70	Mar. 15	at Hershey	L 2-3	Alexandre Giroux	Michael Mole/Daren Machesney	41-20-3-5
71	Mar. 20	Worcester	W 2-1	James Sixsmith	Nathan Lawson/Thomas Greiss	42-20-3-5
72	Mar. 21	Providence	W 3-2	Dustin Kohn	Nathan Lawson/Kevin Nastiuk	43-20-3-5
73	Mar. 22	Portland	W 4-3	Sean Bentivoglio	Peter Mannino/Kellen Briggs	44-20-3-5
74	Mar. 24	Worcester	L 3-5	P.J. Fenton	Nathan Lawson/Thomas Greiss	44-21-3-5
75	Mar. 28	at Hershey	L 2-7	Keith Aucoin	Nathan Lawson/Simeon Varlamov	44-22-3-5
76	Mar. 29	at Lowell	L 3-5	Jon DiSalvatore	Peter Mannino/Scott Clemmensen	44-23-3-5
56	Mar. 31	at Albany (*)	W 5-3	Sean Bentivoglio	Nathan Lawson/Justin Peters	45-23-3-5
77	Apr. 3	Hershey	W 4-3 (OT)	Sean Bentivoglio	Peter Mannino/Daren Machesney	46-23-3-5
78	Apr. 5	Albany	W 6-3	Ben Walter	Peter Mannino/Daniel Manzato	47-23-3-5
79	Apr. 10	Springfield	W 4-3	Jesse Joensuu	Nathan Lawson/Devan Dubnyk	48-23-3-5
80	Apr. 11	Lowell	W 3-1	Mike Iggulden	Peter Mannino/Jeff Frazee	49-23-3-5

## SOUND TIGERS RECORD VS. AHL

ALL-TIME	GP	W	L/OTL	TSOL
Albany River Rats	58	30	20	8
Binghamton Senators	52	28	22	2
Chicago Wolves	5	1	4	0
Cincinnati Ducks	4	3	1	0
Hamilton Bulldogs	4	2	1	1
Hartford Wolf Pack	80	35	36	9
Hershey Bears	62	25	34	3
Houston Aeros	6	3	2	1
Lowell Lock Monsters	22	15	6	1
Lowell Devils	18	13	5	0
Manchester Monarchs	22	9	9	4
Manitoba Moose	4	0	4	0
Milwaukee Admirals	2	1	1	0
Norfolk Admirals	52	23	29	0
Philadelphia Phantoms	56	31	23	2
Portland Pirates	32	12	19	1
Providence Bruins	28	9	14	5
Rochester Americans	2	2	0	0
San Antonio Rampage	6	3	3	0
Springfield Falcons	34	21	11	2
St. John's Maple Leafs	8	2	3	3
Syracuse Crunch	6	2	2	2
Wilkes-Barre/Scranton Penguins	42	21	18	3
Worcester Ice Cats	44	21	20	3
Worcester Sharks	12	7	5	0

## SOUND TIGERS CAPTAINS

2001-03	None	2005-06	Kevin Colley
2003-04	Alan Letang	2006-present	Mark Wotton
2004-05	Keith Aldridge		
	Richard Seeley		
	Ed Campbell		

## ALL-TIME REG. SEASON PLAYER RECORDS

### PLAYERS

Most points in one season	Jeff Tambellini (2007-08)	76	
Most goals in one season	Jeff Hamilton (2003-04)	43	
Most assists in one season	Rob Collins (2005-06)	48	
Most penalty minutes in a season	Eric Godard (2004-05)	295	
Most power-play goals in a season	Jeff Hamilton (2003-04)	20	
Most short-handed goals in season	Jeff Tambellini (2007-08)	6	
Most game-winners in a season	Jeff Hamilton (2003-04)	15	(AHL record)
Most points in one game	Blake Comeau (10/13/06)	5	
	Jeff Tambellini (4/4/08)		
Most goals in one game	Sean Bergenheim (2/22/06)	4	
Most assists in one game	Blake Comeau (10/8/06)	4	
	Robert Nilsson (12/16/06)		
	Mike Iggliden (12/13/08)		
Most penalty minutes in one game	Eric Godard (2/1/02)	45	
	Kip Brennan (11/17/07)		

### GOALTENDERS

Appearances - Season	Rick DiPietro (2001-02)	59	
Minutes Played - Season	Rick DiPietro (2001-02)	3,471	
Wins - Season	Rick DiPietro (2001-02)	30	
Losses - Season	Wade Dubielewicz (2004-05)	23	
Shutouts - Season	Wade Dubielewicz (2003-04)	9	
Shutouts - Career	Wade Dubielewicz (2003-07)	15	
Lowest GAA - Season	Wade Dubielewicz (2003-04)	1.38	(AHL record)
Highest SV% - Season	Wade Dubielewicz (2003-04)	.946	(AHL record)
Most Saves - Game	Wade Dubielewicz (2/9/07)	52	
Most Saves - Season	Rick DiPietro (2001-02)	1,407	

## ALL-TIME REG. SEASON TEAM RECORDS

Division Championships	1	2001-02
Overall regular season championships	1	2001-02
Most points in one season	106	2008-09
Fewest points in one season	79	04-05,06-07
Most wins in one season	49	2008-09
Fewest wins in one season	36	2006-07
Most losses in one season	42	2004-05
Most ties in one season	12	2003-04
Fewest ties in one season	8	2001-02
Most shootout losses in one season	6	2006-07
Fewest shootout losses in one season	1	2004-05
Most goals scored in one season	246	2005-06
Fewest goals scored in one season	178	2003-04
Most goals allowed in one season	267	2006-07
Fewest goals allowed in one season	140	2003-04
Most penalty minutes in one season	1,834	2004-05
Longest home winning streak	9 games	1/24/07-2/20/07
Longest away winning streak	6 games	2/2/02-3/1/02
Longest overall losing streak	6 games	11/18/05-11/30/05 2/21/07-3/9/07
Longest home losing streak	4 games	10/22/05-11/4/05
Longest away losing streak	6 games	1/14/05-2/2/05 3/28/07-4/13/07
Longest overall undefeated streak	20 games	10/25/03-12/14/03 (17-0-3)
Longest home undefeated streak	11 games	10/18/02-12/4/02 (9-0-2)
Longest away undefeated streak	12 games	10/25/03-12/20/03 (10-0-2)
Longest overall winning streak	9 games	2/2/02-2/23/02

## TOP-TEN LISTS

### GAMES

Steve Regier	290
Justin Mapletoft	240
Jeremy Colliton	232
Mark Wotton	220
Rob Collins	220
Jamie Fraser	179
Jeff Hamilton	173
Wade Dubielewicz	164
Masi Marjamaki	153
Trent Hunter	150
Frans Nielsen	150

### GOALS

Jeff Hamilton	89
Jeff Tambellini	71
Steve Regier	61
Trent Hunter	60
Rob Collins	53
Trevor Smith	51
Justin Mapletoft	47
Jeremy Colliton	48
Sean Bergenheim	40
Ben Walter	40

### ASSISTS

Rob Collins	110
Steve Regier	89
Jeremy Colliton	83
Justin Mapletoft	83
Trent Hunter	76
Ben Walter	76
Eric Manlow	67
Jeff Tambellini	67
Jeff Hamilton	66
Blake Comeau	61

### POINTS

Rob Collins	163
Jeff Hamilton	155
Steve Regier	150
Jeff Tambellini	138
Trent Hunter	136
Jeremy Colliton	131
Justin Mapletoft	130
Ben Walter	116
Trevor Smith	102
Eric Manlow	94

## THIS DATE IN SOUND TIGERS HISTORY

- MAR. 28, 2000** American Hockey League awards a franchise to Bridgeport with the team to begin play in the 2001-02 season.
- SEPT. 20, 2000** The Bridgeport franchise adopts the name "Sound Tigers".
- JUN. 27, 2001** Sound Tigers inaugural jerseys are unveiled.
- JUL. 27, 2001** Steve Stirling is named the first head coach of the Bridgeport Sound Tigers.
- AUG. 23, 2001** Sound Tigers name the Trenton Titans as their East Coast Hockey League affiliate.
- OCT. 5, 2001** The Sound Tigers play their first game in Rochester against the Americans. Dave Morisset scores the first goal in franchise history and goaltender Rick DiPietro earns a 3-0 shutout victory.
- OCT. 10, 2001** The Sound Tigers play their first home game at Arena at Harbor Yard against the Philadelphia Phantoms. The Phantoms won the game 4-1.
- OCT. 12, 2001** The Sound Tigers play their first game against their Connecticut rival, the Hartford Wolf Pack, and record their first home victory, 6-2.
- APR. 14, 2002** Sound Tigers play first playoff game and defeat the Manitoba Moose 5-0.
- MAY-JUN., 2002** Sound Tigers win Eastern Conference Finals over the Hamilton Bulldogs only to be defeated by the Chicago Wolves in the Calder Cup Finals.
- JAN. 4, 2003** Sound Tigers host one of their biggest crowds in team history when 8,183 fans filed into the Arena at Harbor Yard to see the Sound Tigers take on the Hartford Wolf Pack.
- APR. 19, 2003** Sound Tigers complete sweep of the Manchester Monarchs in the first round of the Eastern Quarterfinals.
- JUN. 3, 2003** Steve Stirling is promoted to the head coaching position with the New York Islanders.
- JUN. 10, 2003** Sound Tigers name Greg Cronin head coach.
- OCT. 6, 2003** Alan Letang is named the first team captain in Sound Tigers history.
- OCT. 12, 2003** Goalie Wade Dubielewicz makes his pro debut against the Philadelphia Phantoms in a losing effort, 3-1.
- OCT. 26, 2003** Dubielewicz collects his first pro win against the Wilkes-Barre/Scranton Penguins, 4-1 and the team continued on a 20-game unbeaten streak.
- MAR. 25, 2004** Dubielewicz makes first NHL start with the New York Islanders in a 4-2 victory over the Philadelphia Flyers.
- APR. 16, 2004** Sound Tigers begin playoff series against the Wilkes-Barre/Scranton Penguins only to be defeated in seven games
- JUL. 7, 2004** Owner, Roy Boe is awarded the Thomas Ebright Award for contributions to the AHL.
- JUL. 22, 2004** New York Islanders purchase the franchise rights taking control of the minor league affiliate.
- OCT. 14, 2004** Sound Tigers name Keith Aldridge team captain and Ryan Kraft and Jody Robinson assistants.
- OCT. 16, 2004** Sound Tigers open their season for the first time at home against the Albany River Rats winning the game 4-1.
- DEC. 3, 2004** After one of the ugliest bench clearing brawls in team history, the Sound Tigers go on to defeat the Wilkes-Barre/Scranton Penguins 4-3 on two third period goals by Rob Collins.
- DEC. 23, 2004** Sound Tigers force overtime with 00.1 seconds remaining in the third period on a goal by Steve Regier, then win the game in a shootout over the Philadelphia Phantoms.
- FEB. 17, 2005** NHL season is cancelled due to strike.
- FEB. 19, 2005** Sound Tigers play first home game in history at the Nassau Coliseum in front of a team record of 16,297. The Sound Tigers won the game 3-2 over the Wilkes-Barre/Scranton Penguins.
- FEB. 26, 2005** Chris Campoli scores an overtime goal against the Hartford Wolf Pack to win the game 2-1.
- MAR. 13, 2005** Rob Collins scores an overtime goal against the Hershey Bears winning the game 3-2.
- MAR. 24, 2005** Ed Campbell is named team captain of the Sound Tigers.
- MAR. 27, 2005** Bruno Gervais scores an overtime winning goal to defeat the Hartford Wolf Pack 3-2.
- APR. 13, 2005** Coach Greg Cronin steps down as the head coach of the Sound Tigers to become the new head coach at Northeastern University.
- APR. 17, 2005** Wade Dubielewicz makes 40 saves in a 2-1 victory over the Manchester Monarchs.
- JUN. 29, 2005** Dave Basgogio promoted to head coach position for Sound Tigers.



## THIS DATE IN SOUND TIGERS HISTORY

- AUG. 5-9, 2005** Sound Tigers name Pat Bingham and Lane Lambert assistant coaches for the 2005-06 season.
- AUG. 10, 2005** Charles B. Wang names Howard Saffan the new team president of the Sound Tigers.
- OCT. 4, 2005** Kevin Colley is named the captain of the Sound Tigers for the 2005-06 season.
- DEC. 22, 2005** Sound Tigers beat undefeated Wilkes-Barre/Scranton Penguins (14-0-0-1) 2-1 on two third period goals by Jeremy Colliton and Travis Brigley.
- JAN. 6, 2006** Sean Bergenheim scores a goal with a second remaining to force overtime and a shootout which the Sound Tigers eventually won against the Hershey Bears.
- FEB. 4, 2006** Garth Snow makes a conditioning appearance with the Sound Tigers winning the game 4-1 over the Providence Bruins.
- MAR. 29, 2006** Wade Dubielewicz makes 38 saves and Jeremy Colliton scored two goals in the Sound Tigers 5-4 victory over the Hershey Bears.
- MAR. 31, 2006** Ryan O'Marra, Islanders first round selection makes his pro debut scoring two goals in a 4-2 loss to the Philadelphia Phantoms.
- APR. 13, 2006** Sound Tigers clinch 2006 Calder Cup playoff berth but are knocked out in the first round by the Wilkes-Barre/Scranton Penguins in Game 7.
- JUL. 17, 2006** Dan Marshall is named the new head coach of the Sound Tigers and Jack Capuano and Joe Farras are named the assistants.
- JUL. 31, 2006** The Pensacola Ice Pilots of the East Coast Hockey League are named the top affiliate of the Sound Tigers.
- AUG. 8, 2006** Sound Tigers unveil new uniforms that match the Islanders orange and blue colors.
- AUG. 14, 2006** Bernie Cassell is formally hired by the Sound Tigers as an assistant coach after serving as a part-time skills and conditioning coach for the prior three seasons.
- OCT. 8, 2006** Sound Tigers win their season opener in Binghamton against the Senators 5-3.
- OCT. 22, 2006** Sound Tigers host "Pink Rink Day" with proceeds from the game going towards the American Cancer Society.
- OCT. 25, 2006** Eric Boguniecki is acquired in a trade from the Syracuse Crunch in exchange for Ryan Caldwell.
- NOV. 18, 2006** Blake Comeau scores on a breakaway in overtime to defeat the Hershey Bears 4-3.
- NOV. 20, 2006** Robert Nilsson is named AHL Player of the Week for scoring four goals, and three assists in seven games for the week ending on November 19.
- DEC. 2, 2006** Jeremy Colliton scores a short-handed game-winning goal in overtime to defeat the Lowell Devils 3-2.
- DEC. 7, 2006** Blake Comeau makes his NHL debut with the Islanders.
- DEC. 17, 2006** Allan Rourke scores against the Norfolk Admirals setting off the second annual Teddy Bear Toss where all of the donated stuffed animals were donated to local charities and hospitals.
- DEC. 23, 2006** Frans Nielsen scores in overtime to defeat the Manchester Monarchs.
- JAN. 5, 2007** Frans Nielsen is recalled by the Islanders becoming the first player born in Denmark to play in the NHL.
- JAN. 14, 2007** Sound Tigers host "New Haven Nighthawks Reunion" welcoming back Nighthawk players with an on ice ceremony.
- JAN. 15, 2007** Frans Nielsen ties the Sound Tigers team record by registering at least one point in 12 consecutive games.
- JAN. 29, 2007** Wade Dubielewicz makes his second appearance as an AHL All-Star. He played for Team Canada during the second period making 11 saves on 13 shots.
- FEB. 9, 2007** Wade Dubielewicz sets a team record for most saves in a game with 52 in the Sound Tigers 4-2 victory over the Hershey Bears.
- FEB. 27, 2007** Islanders acquire Ryan Smyth from the Edmonton Oilers, trading away first round draft picks Robert Nilsson and Ryan O'Marra.
- MAR. 11, 2007** Eric Boguniecki scores a hat-trick against the Hershey Bears in the Sound Tigers 5-4 victory.
- MAR. 12, 2007** Eric Boguniecki is named the AHL Player of the Week for the period ending March 11 after registering four goals and five assists in three games during the week.
- APR. 5, 2007** Mark Wotton is named the Sound Tigers Man of the Year by the AHL.
- APR. 30, 2007** Jack Capuano is promoted to head coach of the Sound Tigers.

## THIS DATE IN SOUND TIGERS HISTORY

- MAY 22, 2007** Islanders sign an affiliation agreement with the Utah Grizzlies (ECHL)
- OCT. 5, 2007** Sound Tigers name Jeff Tambellini and Tim Jackman assistant captains
- DEC. 6, 2007** Team launches Sound TigersTV, a video portal mimicking the Islanders portal
- DEC. 28, 2007** Kyle Okposo is signed by the Islanders
- DEC. 31, 2007** Jeff Tambellini is named AHL Player of the Week by the AHL
- JAN 11, 2008** Kyle Okposo makes his professional debut in Binghamton against the Senators. Okposo scored two assists in the Sound Tigers 3-2 defeat.
- JAN. 12, 2008** Kyle Okposo makes his home debut with the Sound Tigers and is named the game's first star after scoring a goal and two assists in the team's 4-2 victory over the Springfield Falcons.
- JAN. 29, 2008** Jeff Tambellini scored a goal in Team Canada's 9-8 victory in the AHL All-Star game in Binghamton, NY.
- MAR. 3, 2008** Trevor Smith is named the AHL Rookie of the Month for the previous month of February
- MAR. 16, 2008** Kyle Okposo is recalled by the Islanders for his first stint in the NHL
- MAR. 27, 2008** Pascal Morency is awarded the Sound Tigers league representative Man of the Year Award
- APR. 4, 2008** Jeff Tambellini scores five points against the Philadelphia Phantoms, including the game-winning overtime tally to win the game for the Sound Tigers 6-5. He also eclipsed Trent Hunter's team record of 72 points in a season during the game.
- APR. 7, 2008** Jeff Tambellini is named AHL Player of the Week by the AHL
- AUG. 11, 2008** Islanders sign an affiliation agreement with the Odessa Jackalopes (CHL)
- MAR. 22, 2009** Sound Tigers surpass their former record of 43 wins in a season. They would complete the season with 49 victories.
- MAR. 26, 2009** Pascal Morency is awarded the Sound Tigers league representative Man of the Year Award for the second straight year
- APR. 17, 2009** Sound Tigers open 2009 Calder Cup Playoffs at the Nassau Coliseum for Game 1
- JUL. 7, 2009** Sound Tigers move to the Atlantic Division after competing in the East Division for the first eight years of the team's existence in the AHL



## YEAR-BY-YEAR CALDER CUP RECORDS

SEASON	OPPONENT	ROUND	W	L	WINNER
2001-02	Manitoba	CQF	3	1	Sound Tigers
	St. John's	CSF	4	0	Sound Tigers
	Hamilton	CF	4	3	Sound Tigers
	Chicago	F	1	4	Chicago
2002-03	Manchester	CQF	3	0	Sound Tigers
	Binghamton	CSF	2	4	Binghamton
2003-04	WB/Scranton	DSF	3	4	WB/Scranton
2004-05	DID NOT QUALIFY				
2005-06	WB/Scranton	DSF	3	4	WB/Scranton
2006-07	DID NOT QUALIFY				
2007-08	DID NOT QUALIFY				
2008-09	WB/Scranton	DSF	1	4	WB/Scranton

## ALL-TIME PLAYOFF INDIVIDUAL RECORDS

### PLAYERS

Most points in one playoff	Jason Krog (2002)	23
Most points in one playoff game	last: Daniel Tkaczuk (2003)	4
Most goals in one playoff	Jason Krog (2002)	10
Most goals in one playoff game	Jason Krog (2002)	3
Most assists in one playoff	Juraj Kolnik (2002)	14
Most assists in one playoff game	last: Daniel Tkaczuk (2003)	3
Most playoff games played	Justin Mapletoft	27

### GOALTENDERS

Most playoff appearances all-time	Rick DiPietro	25
Most wins in one playoff	Rick DiPietro (2002)	12
Most losses in one playoff	Rick DiPietro (2002)	8
Most shutouts in one playoff	Rick DiPietro (2002)	3
Lowest GAA in a playoff	Rick DiPietro (2003)	2.01
Highest SA% in a playoff	Wade Dubielewicz (2006)	.933

## ALL-TIME PLAYOFF POINTS LEADERS

PLAYER	GP	G	A	PTS	SEASONS
1. Trent Hunter	26	15	15	30	01-03
2. Jason Krog	20	10	13	23	01-02
3. Juraj Kolnik	20	7	14	21	01-02
4. Justin Mapletoft	27	8	12	20	01-03
5. Raffi Torres	20	8	9	17	01-02

## FACTS

Playoffs participated in	5
Number of individual series won	4
Number of individual series lost	5
Total number of playoff games played	48
Games won	24
Games lost	24
Number of overtime games	16
Overtime games won	6
Overtime games lost	10
Calder Cup Championships	0
Losing Finalist	1 (2002)
Shutouts	4
Shutouts by opponents	4

# THE LAST TIME THE SOUND TIGERS...

	HOME	AWAY
WON (REGULATION).....	4/11/09 vs. LOWELL (3-1) .....	3/31/09 at ALBANY (5-3)
LOST (REGULATION) .....	3/24/09 vs. WORCESTER (5-3) .....	3/29/09 at LOWELL (5-3)
TIED (REGULATION).....	4/10/05 vs. PHILADELPHIA (0-0) .....	4/11/05 at WB/SCRANTON (2-2)
WON IN OVERTIME .....	4/3/09 vs. HERSHEY (4-3) .....	3/1/09 at WB/SCRANTON (3-2)
LOST IN OVERTIME .....	12/3/08 vs. HARTFORD (4-3) .....	1/24/09 at PORTLAND (2-1)
WON IN SHOOTOUT .....	3/7/09 vs. PHILADELPHIA (3-2) .....	3/13/09 at SPRINGFIELD (3-2)
LOST IN SHOOTOUT .....	2/25/09 vs. ALBANY (3-2) .....	2/21/09 at SPRINGFIELD (3-2)
SHUTOUT AN OPPONENT .....	12/21/08 vs. LOWELL (Lawson, 4-0) .....	2/18/09 at HARTFORD (Lawson, 1-0)
WERE SHUTOUT .....	1/18/09 vs. WB/SCRANTON (Curry, 3-0) .....	2/6/09 at NORFOLK (Helenius, 3-0)
PLAYED A SCORELESS TIE .....	4/10/05 vs. PHILADELPHIA (0-0) .....	N.A.
OUTSHOT THE OPPOSITION .....	4/10/09 vs. SPRINGFIELD (31-29, 4-3 W) .....	3/28/09 at HERSHEY (40-26, 7-2 L)
WERE OUTSHOT .....	4/11/09 vs. LOWELL (23-21, 3-1 W) .....	3/31/09 at ALBANY (37-32, 5-3 W)
SCORED ON POWER-PLAY .....	4/10/09 vs. SPRINGFIELD (1/6, 4-3 W) .....	3/31/09 at ALBANY (1/3, 5-3 W)
ALLOWED POWER-PLAY GOAL .....	4/10/09 vs. SPRINGFIELD (2/3, 4-3 W) .....	3/31/09 at ALBANY (9/10, 5-3 W)
SCORED SHORTHANDED .....	3/6/09 vs. BINGHAMTON (Haskins, 6-5 W) .....	1/30/09 at HARTFORD (Smith, 3-1 L)
ALLOWED SHORTHANDED GOAL .....	4/10/09 vs. SPRINGFIELD (Potulny, 4-3 W) .....	1/30/09 at HARTFORD (Moore, 3-1 L)
WON WHEN OUTSHOT .....	4/11/09 vs. LOWELL (3-1 W) .....	3/31/09 at ALBANY (5-3 W)
LOST WHEN OUTSHOOTING OPP .....	2/25/09 vs. ALBANY (3-2 L-SO) .....	3/28/09 at HERSHEY (7-2 L)
WON WHEN TRAILING AFTER 2ND .....	4/3/09 vs. HERSHEY (4-3 W-OT) .....	2/7/09 at NORFOLK (3-2 W)
LOST WHEN LEADING AFTER 2ND .....	12/3/08 vs. HARTFORD (4-3 L-OT) .....	2/21/09 at SPRINGFIELD (3-2 L-SO)
SCORED AN EMPTY NET GOAL .....	3/8/09 vs. HARTFORD (Haskins, 6-3 W) .....	12/13/08 at NORFOLK (Smith, 6-4 W)
ALLOWED AN EMPTY NET GOAL .....	2/3/09 vs. NORFOLK (Bochenski, 3-1 L) .....	1/9/09 at PROVIDENCE (Marchand, 4-1 L)
SCORED ON REG. PENALTY SHOT .....	11/4/05 vs. MANCHESTER (Collins, 7-5 L) .....	2/5/05 at LOWELL (Bergenheim, 6-4 L)
ALLOWED A REG. PENALTY SHOT .....	2/20/07 vs. ALBANY (Aucoin, 2-1 W) .....	4/5/08 at HERSHEY (Giroux, 6-3 L)
MISSED A REG. PENALTY SHOT .....	1/31/09 vs. PORTLAND (Colliton, 2-1 W) .....	12/2/05 at LOWELL (Bergenheim, 4-0 W)
STOPPED A REG. PENALTY SHOT .....	1/31/09 vs. PORTLAND (Lawson, 2-1 W) .....	4/12/08 at HART. (MacDonald, 5-2 L)
RECORDED A HAT TRICK .....	4/5/09 vs. ALBANY (Sim, 6-3 W) .....	3/31/09 at ALBANY (Bentivoglio, 5-3 W)
ALLOWED A HAT TRICK.....	1/9/08 vs. PORTLAND (Miller, 5-3 L).....	4/5/08 vs. HERSHEY (Morgan, 6-3 L)
GOALIE RECORDED A POINT .....	4/10/09 vs. SPRINGFIELD (Lawson, A, 4-1 W) .....	2/4/05 vs. WORCESTER (Kochan, A, 5-1 W)
OPPOSING GOALIE SCORED A POINT .....	N.A.....	4/5/08 vs. HERSHEY (Machesney, A, 6-3 L)



# ALL-TIME NUMERICAL ROSTER

## #1

Rick DiPietro  
Dan Lombard  
Peter Mannino

## #2

Ray Giroux  
Kevin Mitchell  
Mike Jarmuth  
Cole Jarrett  
Aaron Power  
Jeff State  
T.J. Kemp  
Nick Martens  
Andrew MacDonald  
Aaron Johnson  
Jeff Dwyer

## #3

Ray Schultz  
Daniel Tetrault  
Randy Perry  
Chris Barr  
Vince Macri  
Denis Grebeshkov  
Jamie Fraser

## #4

Jody Robinson  
Joel Bouchard  
Chris Campoli  
Dustin Kohn  
Mark Wotton

## #5

Chris Aldous  
Marko Kiprusoff  
Daniel Tetrault  
Jean-Francois  
Mike Gaffney  
Keith Aldridge  
Paul Flache  
Rick Berry  
Dustin Kohn  
Jon Gleed

## #6

Ken Sutton  
Martin Kariya  
Jody Robinson  
Joel Bouchard  
Stephen Wood  
Matthew Spiller  
Jesse Joensuu

## #7

Marco Charpentier  
Dick Tarnstrom  
Mat Snesrud  
Derek Edwardson  
Vince Macri  
Eric Manlow  
Nathan Gillies  
Jeff Tambellini  
James Sixsmith  
Jordan Hart  
Robin Figren  
Justin DiBenedetto

## #8

Peter Mika  
Doug Nolan  
Mat Snesrud  
Scott Ricci  
Graham Belak  
Jim Campbell  
Bruno Gervais  
Tomi Pettinen  
Ryan Kinasevich  
Brett Pilkington  
Justin Bourne  
Jean Desrochers  
Tomas Marcinko

## #9

Blaine Down  
Jeff Miles  
Jeff Tambellini  
Robert Nilsson  
Ben Walter

## #10

Bob Lachance  
Ted Donato  
Mike Souza  
Raffi Torres  
Sean Bergenheim  
Jamie Johnson  
Sean Bentivoglio  
Tyler Haskins

## #11

Vince Macri  
Ian Manzano  
Mike Bayrack  
Jeff Hutchins  
Wes Goldie  
J.F. Caudron  
Chris Lee  
Mattias Weinhandl  
Robert Nilsson  
Matt Reid  
Rob Rankin  
James Sixsmith  
Chris Campoli  
Andrew MacDonald  
Tyler Haskins  
Robin Figren  
Rob Hennigar

## #12

Kevin Mitchell  
Mark Charpentier  
Cail MacLean  
J.F. Caudron  
Juraj Kolnik  
Radek Martinek  
Bruno Gervais  
Tomas Malec  
Scott Burt  
Tyler Haskins  
Kyle Okposo

## #13

Mike Omiccoli  
Jason Guerriero  
Blake Bellefeuille  
Luciano Aquino  
Todd Griffith  
Nick Martens  
Mark Parrish

## #14

Marco Charpentier  
Peter Tormey  
Matt Libby  
Chris Lynch  
Alexander Kharitonov  
Martin Chabada  
Scott Ford  
Sean Bergenheim  
Chris Campoli  
Blake Comeau  
Sean Bentivoglio

## #15

John Morlang  
Ben Guite  
Masi Marjamaki  
Joe Rullier  
Andy Sertich  
Jean Bourbeau

## #16

Raffi Torres  
Derek Edwardson  
Kevin Colley  
Tim Jackman  
Mike Sillinger  
Joel Rechlicz  
Jon Sim

## #17

Marco Charpentier  
Matt Higgins  
Justin Papineau  
Jason Pitton  
Shawn Bates

## #18

Graham Belak  
Tomi Pettinen  
Jeff Hamilton  
Ken Magowan  
Jesse Joensuu  
Micheal Haley

## #19

Konstantin Kalmikov  
Ben Guite  
Ryan Gillis  
Rob Collins  
Luciano Aquino  
Gregg Johnson

## #20

Steve Webb  
Jerry Adduono  
Luciano Aquino  
Ryan O'Marra  
Andy Sertich  
Dennis Packard  
Ryan Duncan  
Jon Gleed  
Justin DiBenedetto

## #21

Trent Hunter  
Ryan Caldwell  
Jeremy Colliton

## #22

Vince Macri  
Daniel Tkaczuk  
Dustin Wood  
Jason Sessa  
Joe Tallari  
Jean Desrochers  
Preston Mizzi  
Colton Fretter  
Dennis Packard

## #23

Mark Charpentier  
Jeff Szwed  
Tim Sestito  
Tyler Renette  
Konrad McKay  
David Morisset  
Derek Bekar  
Brett Nowak  
Jeremy Colliton  
Brandon Nolan  
Keith Johnson  
Trevor Smith

## #24

Jody Robinson  
Derek Edwardson  
Doug Schmidt  
Branislav Mezei  
Luke Curtin  
Kevin Bolibruck  
Matt Koalska  
Peter MacArthur  
Chris Lee

## #25

Tomi Pettinen  
Dave Karpa  
Ryan Kinasevich  
Tyler Mosienko  
Joe Callahan

## #26

Justin Mapletoft  
Allan Rourke  
Peter Ferraro  
Jon Gleed

## #27

David St. Germain  
Brandon Smith  
Dusan Salficky  
Ryan Kraft  
Wyatt Smith  
Jeremy Colliton  
Darryl Bootland  
Matt Keith  
Vladimir Nikiforov  
Junior Lessard

## #28

Brendan Yarema  
Joe Tallari  
Alan Letang  
Jason Krog  
Doug Christiansen  
Mark Lee  
Jean Desrochers

## #29

Steve Stirling  
Rick DiPietro  
Marco Emond  
Frederic Cloutier  
Petteri Nokelainen  
Mitch Fritz  
Cody Rudkowsky  
Garth Snow  
Michael Mole

## #31

Nicholas Bilotto  
Wade Dubielewicz  
Michael Mole

## #32

Chris Armstrong  
Alain Nasreddine

## #33

Graham Belak  
Nick Smith  
Patrick Leahy  
Matt Eldred  
Joe Dusabek  
Ed Campbell  
Travis Brigley  
Jason Goulet  
Eric Boguniecki  
Mike Morrison  
Len DiCostanzo  
Kris Mayotte  
Tobias Stephan

## #34

Dieter Kochan  
Nick Boucher  
Gregg Naumenko  
Cody Rudkowsky

## #35

Steve Stirling  
Sebastien Laplante  
Stephen Valiquette  
Jim Sanca  
Chris Madden  
Billy Thompson  
Joey MacDonald  
Yann Danis  
Michael Mole  
Kevin Poulin

## #36

Dustin Wood  
Evgeny Korolev  
Adam Edinger  
Chris Thompson

# ALL-TIME NUMERICAL ROSTER (CONT.)

**#37**

Mattias Timander  
Steve Stirling  
David St. Germain  
Jim Sanca  
Brent Gauvreau  
Steve Munn  
Sergei Durdin  
Doug Christiansen  
Johan Halvardsson  
Steve Crampton  
Jason Goulet  
Kip Brennan  
Mike Iggulden

**#38**

Doug Christiansen  
Mario Laraqe  
Allan Rourke  
Luke Fulghum  
Jack Hillen

**#39**

Steve Regier

**#40**

Stephen Valiquette  
Jamie Fraser

**#41**

Harlan Pratt  
Lance Galbraith

**#42**

David Desharnais  
Peter Ferraro  
Tyler Haskins

**#43**

Peter Tsimikalis

**#44**

Marko Tuomainen  
Richard Seeley  
Jay Leach  
Sven Butenschon  
Drew Fata  
Brett Skinner  
Joel Rechlicz  
Vladimir Nikiforov

**#45**

Mike Souza  
Evan Cheverie  
Dustin VanBallegooie  
Trevor Smith

**#47**

Ryan Kraft  
Justin Papineau  
Kyle Rank

**#49**

Eric Godard

**#50**

Evgeny Tunik  
Dustin Kohn

**#51**

Graham Belak  
Dave Roche  
Frans Nielsen

**#52**

Nathan Lawson

**#53**

Graham Belak

**#55**

Cam McCaffrey  
Pascal Morency

**#57**

Barrett Heisten

**#58**

David Masse

**#61**

Justin Mapletoft

**#71**

Sergei Ogorodnikov  
Kurtis McLean  
Maxim Gratchev

**#73**

Jason Podollan

**#76**

Jeff Hamilton

**#81**

Brandon Cullen

**#91**

Olivier Labelle  
Pierre Luc-Faubert  
Keith Johnson





## DIRECTIONS TO ARENA AT HARBOR YARD

**FROM I-95 SOUTHBOUND:** I-95 South to Exit 27 (Lafayette Blvd.). Bear left going down ramp. Turn left onto Lafayette. Go under I-95, go one more block and make a left on Allen Street. Take a left at the end of Allen and take your first right (at the light). The Arena is directly on your right.

**FROM I-95 NORTHBOUND:** I-95 North to Exit 27 (Lafayette Blvd.). At the bottom of the ramp continue straight along South Frontage Road past Lafayette Blvd. The next street is Broad Street. Go through the light and the Arena is in front of you.

**FROM THE MERRITT PARKWAY SOUTHBOUND:** From the Merritt Parkway, take Exit 52, Route 8 towards Bridgeport. Follow Route 8 to its convergence with Route 25. Follow Routes 8/25 to Exit 1. At the bottom of the ramp go left onto Prospect Street. Go past the State Police barracks and turn right (at 2nd light) onto Lafayette Blvd. Go under I-95 and make left onto South Frontage Road to Broad Street. Go straight at the light and the Arena is directly in front of you on the right hand side.

**FROM THE MERRITT PARKWAY NORTHBOUND:** From the Merritt Parkway, take Exit 49, Route 25 towards Bridgeport. Follow Route 25 to its convergence with Route 8. Follow Route 8/25 to Exit 1. At the bottom of the ramp go left onto Prospect Street. Go past the State Police barracks and turn right (at 2nd light) onto Lafayette Blvd. Go under I-95 and make left onto South Frontage Road to Broad Street. Go straight at the light and the Arena is directly in front of you on the right hand side.

**TAKE THE TRAIN OR BUS:** The Bridgeport Transportation Center is only a two-block, well-lit walk from Arena at Harbor Yard. This center is serviced by the Metro North Railroad New Haven line (800-638-7646) and Amtrak (800-872-7245) as well as the Greater Bridgeport Transit Authority (203-333-3031), which provides frequent bus service to the Arena.

## GAME DAY INFORMATION

### ARENA AT HARBOR YARD

**OFFICES:** Main Concourse Level behind section 103

**BOX OFFICE:** Tickets for Arena at Harbor Yard events can be purchased at the Arena Box Office, which is open from 10 a.m. - 4 p.m. Monday through Friday on non-game days, 10 a.m. to the end of first period on a game day and are closed on non-game or event days. Tickets can also be purchased online via [ticketmaster.com](https://www.ticketmaster.com).

**TICKETS FOR UPCOMING EVENTS:** Advance tickets can be purchased on event nights at the Arena Box Office or by [ticketmaster.com](https://www.ticketmaster.com).

**WILL CALL:** Located at the Box Office Windows at the front of the arena

**CUSTOMER SERVICE AND SECURITY DESKS:** Concourse behind section 116  
Concourse behind section 102

**CREDENTIALS:** Season and individual credentials are issued by the Sound Tigers Media Relations Dept.. Individual game passes may be applied for by contacting Rick Cohen, Director of Media Relations at 203-334-4625 ext. 306.

**PARKING:** Full season credentialed media will receive a full season parking pass. Individual game parking passes will be awarded upon media requests. Requests must be made by noon, the day of a game by calling the Media Relations Department at 203-334-4625. Media will park in the designated lot located next to the parking garage.

**LOCKER ROOMS:** The visiting locker rooms are located next to the loading docks. Unless indicated otherwise, locker rooms are open strictly to the credentialed media and AHL officials 10 minutes after the game ends. All media members are asked to have their passes ready to present to security at the entrance.

**PHOTOGRAPHERS:** Photographers from accredited magazines, newspapers and wire services may shoot from the press box and other designated areas along the glass. If glass positions are full, spots will be assigned on a period-by-period basis by the Media Relations Department.

**PRESS BOX:** The press box, located on the concourse behind section 105, is accessible from the main concourse and up the stairs to its third floor level. The following services are available to all media in the press box:

1. Pre and post game statistics, information and summaries.
2. Updates during the game regarding statistics, scores from around the AHL and NHL, officiating decisions and other items of interest approved by the Media Relations Department.



YEAR IN REVIEW

## FINAL SCORING

NO.	PLAYER	GP	G	A	PTS	PIM	+/-	PP	SH	GW	S	TOI/G	FO%
2	Mark Streit	74	16	40	56	62	+6	10	1	1	150	25:13	0.0
21	Kyle Okposo	65	18	21	39	36	-6	9	0	3	165	18:00	33.3
93	Doug Weight	53	10	28	38	55	-15	5	0	0	96	18:17	45.1
13	Bill Guerin	61	16	20	36	63	-15	5	0	3	181	17:13	44.3
51	Frans Nielsen	59	9	24	33	18	-4	3	1	2	101	16:32	47.2
10	Richard Park	71	14	17	31	34	-13	4	2	1	138	17:10	48.9
7	Trent Hunter	55	14	17	31	41	-8	5	0	2	154	16:22	25.0
11	Andy Hilbert	67	11	16	27	22	-3	1	1	0	167	16:09	38.2
57	Blake Comeau	53	7	18	25	32	-17	2	0	0	78	16:16	31.1
12	Josh Bailey	68	7	18	25	16	-14	3	0	0	74	15:28	41.1
20	Sean Bergenheim	59	15	9	24	64	-2	0	4	5	152	14:14	40.9
89	Mike Comrie	41	7	13	20	26	-8	2	0	0	80	16:28	41.3
8	Bruno Gervais	69	3	16	19	33	-15	0	0	1	82	21:35	0.0
14	Chris Campoli	51	6	11	17	43	-20	0	1	2	53	19:50	0.0
37	Dean McAmmond	62	5	11	16	24	+7	0	1	2	59	11:15	44.6
	with Ottawa	44	3	4	7	16	+2	0	1	2	40	9:40	42.0
	with ISLANDERS	18	2	7	9	8	+5	0	0	0	19	15:08	47.2
16	Jon Sim	49	9	6	15	42	-12	3	0	0	90	12:10	16.7
15	Jeff Tambellini	65	7	8	15	32	-20	0	0	0	98	13:06	60.0
28	Tim Jackman	69	5	7	12	155	-17	0	1	0	99	11:44	31.8
24	Radek Martinek	51	6	4	10	28	-16	1	0	1	54	21:33	0.0
25	Andy Sutton	23	2	8	10	40	+3	0	0	0	19	20:14	0.0
44	Freddy Meyer	27	4	5	9	14	-19	0	0	1	36	20:59	0.0
32	Brendan Witt	65	0	9	9	94	-34	0	0	0	52	20:18	50.0
38	Jack Hillen	40	1	5	6	16	-9	0	0	0	47	15:12	0.0
36	Mike Iggulden	11	1	4	5	4	-3	0	0	0	16	12:07	50.0
45	Nate Thompson	43	2	2	4	49	-11	0	1	0	56	12:04	50.4
58	Jesse Joensuu	7	1	2	3	4	-1	0	0	0	9	12:05	0.0
17	Thomas Pock	59	1	2	3	35	-17	0	0	0	51	12:42	0.0
18	Mike Sillinger	7	2	0	2	0	-5	1	0	0	14	14:08	58.2
39	Rick DiPietro	5	0	2	2	2	Goalie	0	0	0	0	51:19	0.0
26	Joe Callahan	18	0	2	2	4	+5	0	0	0	6	14:59	0.0
54	Kurtis McLean	4	1	0	1	0	+1	0	1	0	5	10:33	0.0
77	Trevor Smith	7	1	0	1	0	-3	0	0	0	7	11:48	66.7
27	Jeremy Colliton	6	0	1	1	2	-2	0	0	0	4	11:03	64.3
40	Joel Rechlicz	17	0	1	1	68	-1	0	0	0	7	4:51	0.0
35	Joey MacDonald	49	0	1	1	6	Goalie	0	0	0	0	56:58	0.0
4	Brett Skinner	11	0	0	0	4	+3	0	0	0	5	11:43	0.0
67	Sean Bentivoglio	1	0	0	0	2	Even	0	0	0	2	11:31	0.0
62	Jamie Fraser	1	0	0	0	0	Even	0	0	0	0	11:00	0.0
43	Andrew MacDonald	3	0	0	0	2	+2	0	0	0	1	10:10	0.0
1	Peter Mannino	3	0	0	0	0	Goalie	0	0	0	0	44:17	0.0
29	Ben Walter	4	0	0	0	0	-4	0	0	0	2	10:58	41.9
49	Mitch Fritz	20	0	0	0	42	-4	0	0	0	2	2:40	100.0
34	Yann Danis	31	0	0	0	0	Goalie	0	0	0	0	56:46	0.0

## GOALTENDING

NO.	GOALTENDER	GP	MINS	AVG	W	L	OT	SO	EN	GA	SA	SV %
35	Joey MacDonald	49	2,792	3.37	14	26	6	1	7	157	1,584	.901
34	Yann Danis	31	1,760	2.86	10	17	3	2	1	84	933	.910
39	Rick DiPietro	5	255	3.52	1	3	0	0	0	15	139	.892
1	Peter Mannino	3	132	4.51	1	1	0	0	0	10	87	.885

## SCORING BY PERIOD

## GOALS BY PERIOD

	1ST	2ND	3RD	OT	TOT	AVG
Islanders	58	74	63	3	198	2.4/game
Opponents	75	84	111	42	74	3.3/game

## SHOTS ON GOAL

	1ST	2ND	3RD	OT	TOT	AVG
Islanders	806	817	716	33	2,372	28.9/game
Opponents	877	928	911	35	2,751	33.5/game

## ISLANDERS VS.

	GP	RECORD	POINTS
Atlantic	24	4-17-3	11
Northeast	21	8-9-4	20
Southeast	19	6-12-1	13
Central	6	4-2-0	8
Pacific	6	2-3-1	5
Northwest	6	2-4-0	4
Eastern Conference	64	18-38-8	44
Western Conference	18	8-9-1	17
<b>TOTALS</b>	<b>82</b>	<b>26-47-9</b>	<b>61</b>

## ISLANDERS RECORD WHEN...

	W-L-OTL
Scoring 1st	20-15-2
Opponent Scores 1st	6-32-7
Leading After 1st Period	9-9-3
Trailing After 1st Period	4-23-5
Tied After 1st Period	13-15-1
Leading After 2nd Period	21-5-4
Trailing After 2nd Period	1-35-5
Tied After 2nd Period	4-7-0
Decided in Overtime	3-4
Scoring 1st in Shootout	3-1
Allowing 1st Goal in Shootout	0-4
Extra Shooter(s) in Shootout	0-0
At Home	17-18-6
On the Road	9-29-3
Out-Shot Opponent	9-12-3
Out-Shot by Opponent	16-32-6
Equal Shots with Opponent	1-3-0
Scored on the PP	8-18-3
Did Not Score on the PP	10-26-5

	W-L-OTL
Opponent Did Not Score on the PP	12-17-4
Scored 3-or-More PP Goals	1-0-0
Opponent Scored 3 or More PP Goals	0-6-0
Scored a SH Goal	5-5-1
Opponent Scored a SH Goal	0-4-1
1st Half of Back-to-Back Games	4-12-1
2nd Half of Back-to-Back Games	6-8-3
On Sundays	2-1-0
On Mondays	5-5-1
On Tuesdays	2-5-3
On Wednesdays	2-6-0
On Thursdays	4-11-2
On Fridays	2-6-0
On Saturdays	9-13-3
Game at Night	21-40-8
Game in the Afternoon	5-7-1
Outcome 2 Goals or Less	11-14-0
Outcome 3 Goals or More	2-5-0

IN...	W-L-OTL	PTS
October	2-6-1	5
November	8-6-1	17
December	2-10-2	6
January	3-7-1	7
February	4-7-2	10
March	6-5-2	14
April	1-6-0	2

# SCORING BREAKDOWN

PLAYER	HOME					ROAD				
	GP	G	A	PTS	+/-	GP	G	A	PTS	+/-
Josh Bailey	33	2	7	9	-7	35	5	11	16	-7
Sean Bentivoglio	1	0	0	0	Even	-	-	-	-	-
Sean Bergenheim	30	13	5	18	+8	29	2	4	6	-10
Joe Callahan	10	0	2	2	+8	8	0	0	0	-3
Chris Campoli	24	5	4	9	-3	27	1	7	8	-17
Jeremy Colliton	2	0	0	0	-2	4	0	1	1	Even
Blake Comeau	26	3	9	12	-2	27	4	9	13	-15
Mike Comrie	21	4	9	13	-3	20	3	4	7	-5
Jamie Fraser	1	0	0	0	Even	-	-	-	-	-
Mitch Fritz	6	0	0	0	-1	14	0	0	0	-3
Bruno Gervais	36	2	10	12	-9	33	1	6	7	-6
Bill Guerin	30	11	9	20	-7	31	5	11	16	-8
Andy Hilbert	34	6	10	16	+8	33	5	6	11	-11
Jack Hillen	21	1	4	5	+4	19	0	1	1	-13
Trent Hunter	29	6	10	16	-1	26	8	7	15	-7
Mike Iggy	4	0	3	3	+3	7	1	1	2	-6
Tim Jackman	34	3	3	6	-4	35	2	4	6	-13
Jesse Joensuu	5	1	2	3	+1	2	0	0	0	-2
Andrew MacDonald	3	0	0	0	+2	-	-	-	-	-
Radek Martinek	28	5	3	8	Even	23	1	1	2	-16
Dean McAmmond	9	2	6	8	+5	9	0	1	1	Even
Kurtis McLean	3	1	0	1	+1	1	0	0	0	Even
Freddy Meyer	11	4	3	7	-2	16	0	2	2	-17
Frans Nielsen	34	2	14	16	Even	25	7	10	17	-4
Kyle Okposo	35	8	10	18	-1	30	10	11	21	-5
Richard Park	33	3	10	13	-2	38	11	7	18	-11
Thomas Pock	29	0	1	1	-8	30	1	1	2	-9
Joel Rechlicz	7	0	1	1	+2	10	0	0	0	-3
Mike Sillinger	2	0	0	0	Even	5	2	0	2	-5
Jon Sim	26	7	6	13	-3	23	2	0	2	-9
Brett Skinner	7	0	0	0	+1	4	0	0	0	+2
Trevor Smith	3	0	0	0	-3	4	1	0	1	Even
Mark Streit	38	9	21	30	+4	36	7	19	26	+1
Andy Sutton	10	1	5	6	+1	13	1	3	4	+2
Jeff Tambellini	35	5	4	9	-7	30	2	4	6	-13
Nate Thompson	22	0	2	2	-4	21	2	0	2	-7
Ben Walter	2	0	0	0	-1	2	0	0	0	-1
Doug Weight	24	6	13	19	-2	29	4	15	19	-13
Brendan Witt	28	0	2	2	-7	37	0	7	7	-27

TEAM TOTALS 41 110 188 298

41 90 153 243

## SPECIAL TEAMS SCORING

POWER PLAY	G	A	PTS
Mark Streit	10	19	29
Doug Weight	5	16	21
Frans Nielsen	3	13	16
Kyle Okposo	9	4	13
Josh Bailey	3	8	11

SHORTHANDED	G	A	PTS
Sean Bergenheim	4	0	4
Richard Park	2	2	4
Andy Hilbert	1	1	2
Frans Nielsen	1	1	2
Mark Streit	1	1	2

## SITUATIONAL GOALS FOR AND AGAINST

	GF	GA
Five-on-Five	123	180
Five-on-Four	49	5
Five-on-Three	3	0
Four-on-Four	6	7
Four-on-Three	1	0
Three-on-Three	0	0
Three-on-Four	0	2
Three-on-Five	0	8
Four-on-Five	11	63
Empty Net	5	8
Penalty Shot	0	1
TOTALS	198	274

## PENALTY SHOTS FOR (0-3)

PLAYER	DATE	GOALTENDER	RESULT	FINAL SCORE
Kyle Okposo	Oct. 10 at N.J.	Martin Brodeur	Failed	New Jersey 2, ISLANDERS 1
Doug Weight	Oct. 25 vs. CAR	Cam Ward	Failed	Carolina 4, ISLANDERS 3
Sean Bergenheim	Feb. 26 vs. TOR	Vesa Toskala	Failed	Toronto 5, ISLANDERS 4 (OT)

## PENALTY SHOTS AGAINST (1-1)

PLAYER	DATE	GOALTENDER	RESULT	FINAL SCORE
Simon Gagne	Feb. 14 at PHI	Yann Danis	Goal	Philadelphia 5, ISLANDERS 1
Tom Kostopoulos	Apr. 2 vs. MTL	Yann Danis	Save	Montreal 5, ISLANDERS 1

# GAME-BY-GAME RESULTS

NO.	DATE	OPPONENT	SCORE	GW/GT GOAL	GOALIES OF RECORD	RECORD
1	Oct. 10	at New Jersey	L 1-2	Patrick Elias	Joey MacDonald/Martin Brodeur	0-1-0
2	Oct. 11	St. Louis	W 5-2	Sean Bergenheim	Joey MacDonald/Chris Mason	1-1-0
3	Oct. 13	Buffalo	L 1-7	Adam Mair	Joey MacDonald/Patrick Lalime	1-2-0
4	Oct. 16	at Tampa Bay	W 4-3 (OT)	Trent Hunter	Joey MacDonald/Olaf Kolzig	2-2-0
5	Oct. 18	at Florida	L 0-2	Nick Boynton	Rick DiPietro/Tomas Vokoun	2-3-0
6	Oct. 23	Dallas	L 3-5	Krystofer Barch	Rick DiPietro/Marty Turco	2-4-0
7	Oct. 25	Carolina	L 3-4	Chad Larose	Rick DiPietro/Cam Wars	2-5-0
8	Oct. 27	NY Rangers	L 2-4	Scott Gomez	Joey MacDonald/Henrik Lundqvist	2-6-0
9	Oct. 30	at Philadelphia	L 2-3 (OT)	Jeff Carter	Joey MacDonald/Martin Biron	2-6-1
10	Nov. 1	Montreal	L 4-5	Alexei Kovalev	Yann Danis/Carey Price	2-7-1
11	Nov. 3	Columbus	W 4-3 (OT)	Chris Campoli	Joey MacDonald/Fredrik Norrena	3-7-1
12	Nov. 4	at NY Rangers	W 2-1	Richard Park	Joey MacDonald/Henrik Lundqvist	4-7-1
13	Nov. 6	at Atlanta	L 3-4	Tobias Enstrom	Joey MacDonald/Ondrej Pavelec	4-8-1
14	Nov. 8	Pittsburgh	L 3-4 (SO)	Tyler Kennedy	Joey MacDonald/Dany Sabourin	4-8-2
15	Nov. 11	Philadelphia	L 1-3	Mike Richards	Joey MacDonald/Martin Biron	4-9-2
16	Nov. 13	at Ottawa	W 3-1	Trent Hunter	Joey MacDonald/Alex Auld	5-9-2
17	Nov. 15	Ottawa	W 3-2	Chris Campoli	Joey MacDonald/Alex Auld	6-9-2
18	Nov. 17	Vancouver	W 2-1 (SO)	Doug Weight	Joey MacDonald/Roberto Luongo	7-9-2
19	Nov. 21	at New Jersey	L 2-5	Bryce Salvador	Joey MacDonald/Kevin Weekes	7-10-2
20	Nov. 22	at Buffalo	W 4-2	Bill Guerin	Joey MacDonald/Patrick Lalime	8-10-2
21	Nov. 24	at Montreal	W 4-3 (SO)	Richard Park	Joey MacDonald/Carey Price	9-10-2
22	Nov. 26	Pittsburgh	L 3-5	Evgeni Malkin	Joey MacDonald/John Curry	9-11-2
23	Nov. 28	at Boston	L 2-7	Blake Wheeler	Joey MacDonald/Manny Fernandez	9-12-2
24	Nov. 29	Ottawa	W 4-2	Freddy Meyer	Joey MacDonald/Alex Auld	10-12-2
25	Dec. 4	at Washington	L 2-5	Donald Brashear	Joey MacDonald/Brent Johnson	10-13-2
26	Dec. 6	Atlanta	L 1-5	Ilya Kovalchuk	Joey MacDonald/Johan Hedberg	10-14-2
27	Dec. 8	at Toronto	L 2-4	Jason Blake	Joey MacDonald/Vesa Toskala	10-15-2
28	Dec. 9	at Philadelphia	L 3-4	Simon Gagne	Yann Danis/Martin Biron	10-16-2
29	Dec. 11	at Pittsburgh	L 2-9	Petr Sykora	Joey MacDonald/John Curry	10-17-2
30	Dec. 13	at Columbus	L 1-3	Jason Chimera	Joey MacDonald/Steve Mason	10-18-2
31	Dec. 16	Washington	L 4-5 (OT)	Alex Ovechkin	Joey MacDonald/Brent Johnson	10-18-3
32	Dec. 19	at Minnesota	L 1-4	Colton Gillies	Joey MacDonald/Niklas Backstrom	10-19-3
33	Dec. 20	at Nashville	L 0-1	Vernon Fiddler	Joey MacDonald/Pekka Rinne	10-20-3
34	Dec. 23	Atlanta	L 2-4	Brian Little	Joey MacDonald/Johan Hedberg	10-21-3
35	Dec. 26	Toronto	W 4-1	Bill Guerin	Rick DiPietro/Vesa Toskala	11-21-3
36	Dec. 27	at Buffalo	L 3-4 (SO)	Ales Kotalik	Joey MacDonald/Ryan Miller	11-21-4
37	Dec. 29	NY Rangers	L 4-5	Nigel Dawes	Joey MacDonald/Henrik Lundqvist	11-22-4
38	Dec. 31	Florida	W 4-2	Sean Bergenheim	Joey MacDonald/Tomas Vokoun	12-22-4
39	Jan. 2	at Phoenix	L 4-5	Joakim Lindstrom	Rick DiPietro/Mikael Tellqvist	12-23-4
40	Jan. 3	at San Jose	L 3-5	Mike Grier	Joey MacDonald/Evgeni Nabokov	12-24-4
41	Jan. 5	at Edmonton	L 2-3	Andrew Coglian	Joey MacDonald/Dwayne Roloson	12-25-4



# GAME-BY-GAME RESULTS (CONT.)

NO.	DATE	OPPONENT	SCORE	W/T GOAL	GOALIES OF RECORD	RECORD
42	Jan. 8	at Calgary	L 2-5	Damon Langkow	Joey MacDonald/Miikka Kiprusoff	12-26-4
43	Jan. 13	NY Rangers	L 1-2	Nigel Dawes	Yann Danis/Henrik Lundqvist	12-27-4
44	Jan. 15	Boston	L 1-2	Martin St. Pierre	Yann Danis/Tim Thomas	12-28-4
45	Jan. 17	New Jersey	L 1-3	Zach Parise	Yann Danis/Scott Clemmensen	12-29-4
46	Jan. 19	Washington	L 1-2 (OT)	Alex Ovechkin	Yann Danis/Jose Theodore	12-29-5
47	Jan. 21	Anaheim	W 2-1	Kurtis McLean	Yann Danis/Jean-Sebastien Giguere	13-29-5
48	Jan. 29	at Atlanta	W 5-4	Kyle Okposo	Yann Danis/Johan Hedberg	14-29-5
49	Jan. 31	Florida	W 3-1	Bill Guerin	Yann Danis/Tomas Vokoun	15-29-5
50	Feb. 3	Tampa Bay	W 3-1	Mark Streit	Yann Danis/Kari Ramo	16-29-5
51	Feb. 5	at Florida	L 2-3	Richard Zednik	Joey MacDonald/Tomas Vokoun	16-30-5
52	Feb. 7	at Tampa Bay	L 0-1	Gary Roberts	Yann Danis/Mike McKenna	16-31-5
53	Feb. 10	Los Angeles	L 3-4 (SO)	Alexander Frolov	Yann Danis/Jonathan Quick	16-31-6
54	Feb. 11	at New Jersey	L 2-4	Zach Parise	Joey MacDonald/Kevin Weekes	16-32-6
55	Feb. 14	at Philadelphia	L 1-5	Scott Hartnell	Yann Danis/Martin Biron	16-33-6
56	Feb. 16	Pittsburgh	W 3-2 (SO)	Ryan Whitney	Joey MacDonald/Marc-Andre Fleury	17-33-6
57	Feb. 18	at NY Rangers	L 1-3	Scott Gomez	Yann Danis/Henrik Lundqvist	17-34-6
58	Feb. 19	Carolina	L 2-6	Eric Staal	Joey MacDonald/Cam Ward	17-35-6
59	Feb. 21	New Jersey	W 4-0	Sean Bergenheim	Yann Danis/Scott Clemmensen	18-35-6
60	Feb. 25	at Pittsburgh	L 0-1	Petr Sykora	Yann Danis/Marc-Andre Fleury	18-36-6
61	Feb. 26	Toronto	L 4-5 (SO)	Jon Sim	Joey MacDonald/Vesa Toskala	18-36-7
62	Feb. 28	Buffalo	W 2-0	Sean Bergenheim	Yann Danis/Patrick Lalime	19-36-7
63	Mar. 2	Colorado	W 4-2	Bruno Gervais	Yann Danis/Andrew Raycroft	20-36-7
64	Mar. 5	NY Rangers	L 2-4	Scott Gomez	Yann Danis/Henrik Lundqvist	20-37-7
65	Mar. 7	New Jersey	W 7-3	Sean Bergenheim	Joey MacDonald/Martin Brodeur	21-37-7
66	Mar. 8	Phoenix	W 3-2	Kyle Okposo	Yann Danis/Josh Tordjman	22-37-7
67	Mar. 10	at Toronto	L 2-3 (OT)	Mikhail Grabovski	Joey MacDonald/Martin Gerber	22-37-8
68	Mar. 12	at Montreal	W 3-2 (OT)	Kyle Okposo	Yann Danis/Carey Price	23-37-8
69	Mar. 14	at Boston	L 1-2	Marc Savard	Yann Danis/Tim Thomas	23-38-8
70	Mar. 15	at Chicago	W 4-2	Frans Nielsen	Peter Mannino/Nikolai Khabibulin	24-38-8
71	Mar. 20	at Carolina	L 4-5	Chad Larose	Peter Mannino/Cam Ward	24-39-8
72	Mar. 21	at Ottawa	L 2-5	Mike Fisher	Yann Danis/Brian Elliott	24-40-8
73	Mar. 25	Minnesota	L 2-6	Owen Nolan	Yann Danis/Niklas Backstrom	24-41-8
74	Mar. 27	at Detroit	W 2-0	Frans Nielsen	Joey MacDonald/Chris Osgood	25-41-8
75	Mar. 28	Philadelphia	L 3-4 (SO)	Mark Streit	Yann Danis/Martin Biron	25-41-9
76	Apr. 1	at Washington	L 3-5	Mike Green	Joey MacDonald/Jose Theodore	25-42-9
77	Apr. 2	Montreal	L 1-5	Mathieu Schneider	Yann Danis/Jaroslav Halak	25-43-9
78	Apr. 4	Tampa Bay	W 3-1	Radek Martinek	Yann Danis/Mike McKenna	26-43-9
79	Apr. 7	at Carolina	L 0-9	Denis Seidenberg	Yann Danis/Cam Ward	26-44-9
80	Apr. 9	at Pittsburgh	L 1-6	Pascal Dupuis	Joey MacDonald/Mathieu Garon	26-45-9
81	Apr. 11	Philadelphia	L 2-3	Simon Gagne	Yann Danis/Martin Biron	26-46-9
82	Apr. 12	Boston	L 2-6	Marc Savard	Yann Danis/Tim Thomas	26-47-9



## THE ISLANDERS **TEAM STORE**

### GET THIS YEAR'S HOTTEST ISLANDERS GEAR

**T**he New York Islanders Team Stores, located in the Broadway Mall in Hicksville and Westfield Sunrise Mall in Massapequa, is your one-stop shop for everything Islanders. The Team Stores have a great selection of Islanders authentic and replica jerseys, t-shirts, name and number tees, sweatshirts and hooded sweatshirts, as well as a full selection of Islanders hats for men, women and children.

The Team Stores also offer Islanders collectibles and memorabilia including signed framed photos, autographed sticks and game-worn jerseys. Throughout the year, the Team Stores also host player autograph session signings. For dates and player names check [newyorkislanders.com](http://newyorkislanders.com) or call the Team Stores.

COME VISIT ONE OF OUR GREAT LOCATIONS TODAY!

BROADWAY MALL (HICKSVILLE) 516.935.2213 WESTFIELD SUNRISE MALL (MASSAPEQUA) 516.795.0131

PRO SHOP @ ICEWORKS (SYOSSET) 516.496.2910



OPPONENTS





# NYI VS. MIGHTY DUCKS OF ANAHEIM/ANAHEIM DUCKS

ALL-TIME: 10-6-4

LAST REGULATION WIN: 1/21/09, Islanders 2 vs. Ducks 1

LAST REGULATION LOSS: 2/5/08, Islanders 0 vs. Ducks 3

OT RECORD (W-L-T): 2-2-4 SO RECORD: 1-0

LAST OT: 2/17/03, Islanders 2 at Mighty Ducks 2

LAST SO: 10/11/06, Islanders 5 at Ducks 4

## 2008-09 SERIES 1-0-0

HOME:	SCORE:	GOALTENDERS:	ROAD:	SCORE:	GOALTENDERS:
1/21/09	NYI 2 ANA 1	Danis/Giguere	DNP AT ANAHEIM		

Records are based on W-L-P

\* P stands for games in which the Islanders earned a point via a tie, overtime loss or shootout loss

YEAR	OVERALL	HOME	ROAD	YEAR	OVERALL	HOME	ROAD
1993-94	1-1-0	0-1-0	1-0-0	2001-02	1-0-0	1-0-0	- - -
1994-95	- - -	- - -	- - -	2002-03	0-0-1	0-0-0	0-0-1
1995-96	1-0-1	1-0-0	0-0-1	2003-04	2-0-0	1-0-0	1-0-0
1996-97	1-0-1	1-0-0	0-0-1	2004-05	NHL	SEASON	LOCKOUT
1997-98	1-1-0	0-1-0	1-0-0	2005-06	- - -	- - -	- - -
1998-99	0-0-2	0-0-1	0-0-1	2006-07	1-0-0	- - -	1-0-0
1999-00	1-0-0	- - -	1-0-0	2007-08	0-1-0	0-1-0	- - -
2000-01	0-2-0	0-1-0	0-1-0	2008-09	1-0-0	1-0-0	- - -
				<b>TOTALS</b>	<b>10-6-4</b>	<b>5-4-1</b>	<b>5-2-3</b>

### HAT TRICKS

#### ISLANDERS (1)

Mark Parrish ..... 11/24/01 vs. ANA

#### MIGHTY DUCKS/DUCKS (0)

### SHUTOUTS

#### ISLANDERS (0)

#### MIGHTY DUCKS/DUCKS (2)

Ron Tugnutt ..... 12/28/93 vs. ANA

Jean-Sebastien Giguere ..... 2/5/08 vs. ANA

### PENALTY SHOTS

#### ISLANDERS (0)

#### MIGHTY DUCKS/DUCKS (0)



## NYI VS. ATLANTA THRASHERS

ALL-TIME: 19-13-4

LAST REGULATION WIN: 1/29/09, Islanders 5 at Thrashers 4

LAST REGULATION LOSS: 12/23/08, Islanders 2 at Thrashers 4

OT RECORD (W-L-T): 1-2-2 SO RECORD: 0-1

LAST OT: 2/28/08, Islanders 5 at Thrashers 4

LAST SO: 12/5/07, Islanders 3 at Thrashers 4

### 2007-08 SERIES 2-1-1

HOME:	SCORE:	GOALTENDERS:	ROAD:	SCORE:	GOALTENDERS:
12/6/08	NYI 1 ATL 5	MacDonald/Hedberg	11/6/08	NYI 3 ATL 4	MacDonald/Pavelec
12/23/08	NYI 2 ATL 4	MacDonald/Hedberg	1/29/09	NYI 5 ATL 4	Danis/Hedberg

Records are based on W-L-P

\* P stands for games in which the Islanders earned a point via a tie, overtime loss or shootout loss

YEAR	OVERALL	HOME	ROAD	YEAR	OVERALL	HOME	ROAD
1999-00	1-3-0	0-2-0	1-1-0	2004-05	NHL	SEASON	LOCKOUT
2000-01	2-1-1	1-1-0	1-0-1	2005-06	3-1-0	2-0-0	1-1-0
2001-02	3-1-0	2-0-0	1-1-0	2006-07	2-1-1	1-1-0	1-0-1
2002-03	3-1-0	1-1-0	2-0-0	2007-08	2-1-1	1-1-0	1-0-1
2003-04	2-1-1	1-1-0	1-0-1	2008-09	1-3-0	0-2-0	1-1-0
<b>TOTALS</b>				<b>19-13-4</b>	<b>9-9-0</b>	<b>10-4-4</b>	

#### HAT TRICKS

##### ISLANDERS (1)

Jason Blake ..... 1/11/03 vs. ATL

##### THRASHERS (1)

Donald Audette ..... 12/9/00 vs. ATL

#### SHUTOUTS

##### ISLANDERS (3)

Garth Snow ..... 12/13/03 vs. ATL

Rick DiPietro ..... 1/24/04 at ATL

Rick DiPietro ..... 12/16/06 vs. ATL

##### THRASHERS (1)

Kari Lehtonen ..... 12/1/07 vs. ATL

#### PENALTY SHOTS

##### ISLANDERS (2)

Brad Isbister vs. Damian Rhodes ..... at ATL 3/16/00 Failed

Jason Blake vs. Pasi Nurminen ..... at ATL 1/24/04 Failed

##### THRASHERS (3)

Patrik Stefan vs. Rick DiPietro ..... vs. ATL 10/25/05 Failed

Marian Hossa vs. Mike Dunham ..... at ATL 2/1/07 Failed

Eric Perrin vs. Rick DiPietro ..... at ATL 2/28/08 Scored



## NYI VS. BOSTON BRUINS

ALL-TIME: 48-66-23

LAST REGULATION WIN: 11/24/07, Islanders 2 vs. Bruins 1

LAST REGULATION LOSS: 4/12/09, Islanders 2 at Bruins 6

OT RECORD (W-L-T): 5-2-15 SO RECORD: 1-1

LAST OT: 11/1/05, Islanders 4 vs. Bruins 3

LAST SO: 2/10/07, Islanders 3 at Bruins 4

### 2008-09 SERIES 0-4-0

HOME:	SCORE:	GOALTENDERS:	ROAD:	SCORE:	GOALTENDERS:
1/15/09	NYI 1 BOS 2	Danis/Thomas	11/28/08	NYI 2 BOS 7	MacDonald/Fernandez
4/12/09	NYI 2 BOS 6	Danis/Thomas	3/14/09	NYI 1 BOS 2	Danis/Thomas

Records are based on W-L-P

\* P stands for games in which the Islanders earned a point via a tie, overtime loss or shootout loss

YEAR	OVERALL	HOME	ROAD	YEAR	OVERALL	HOME	ROAD
1972-73	1-5-0	0-3-0	1-2-0	1991-92	2-1-0	1-1-0	1-0-0
1973-74	1-4-0	1-2-0	0-2-0	1992-93	0-2-2	0-1-1	0-1-1
1974-75	2-2-0	2-0-0	0-2-0	1993-94	0-4-0	0-2-0	0-2-0
1975-76	0-2-2	0-2-0	0-0-2	1994-95	1-2-0	1-1-0	0-1-0
1976-77	2-1-1	1-1-0	1-0-1	1995-96	1-1-2	1-0-1	0-1-1
1977-78	3-1-0	2-0-0	1-1-0	1996-97	3-1-0	2-0-0	1-1-0
1978-79	2-1-2	1-0-1	1-1-1	1997-98	1-2-1	0-1-1	1-1-0
1979-80	1-3-0	1-1-0	0-2-0	1998-99	3-1-0	2-0-0	1-1-0
1980-81	2-2-0	1-1-0	1-1-0	1999-00	3-1-0	1-1-0	2-0-0
1981-82	1-2-0	1-0-0	0-2-0	2000-01	1-3-0	1-1-0	0-2-0
1982-83	0-2-1	0-2-0	0-0-1	2001-02	2-1-1	0-1-1	2-0-0
1983-84	0-2-1	0-1-0	0-1-1	2002-03	1-2-1	1-0-1	0-2-0
1984-85	1-2-0	1-1-0	0-1-0	2003-04	0-0-4	0-0-2	0-0-2
1985-86	1-0-2	1-0-0	0-0-2	2004-05	NHL SEASON		LOCKOUT
1986-87	0-2-1	0-1-1	0-1-0	2005-06	4-0-0	2-0-0	2-0-0
1987-88	2-1-0	1-0-0	1-1-0	2006-07	3-0-1	2-0-0	1-0-1
1988-89	1-2-0	0-2-0	1-0-0	2007-08	1-3-0	1-1-0	0-2-0
1989-90	1-1-1	0-0-1	1-1-0	2008-09	0-4-0	0-2-0	0-2-0
1990-91	1-2-0	1-1-0	0-1-0	<b>TOTALS</b>	<b>48-66-23</b>	<b>29-30-10</b>	<b>19-36-13</b>

### HAT TRICKS

#### ISLANDERS (3)

Mike Bossy	3/13/79	vs. BOS
Zigmund Palffy	3/29/97	vs. BOS
Mark Parrish	1/3/03	vs. BOS

#### BRUINS (8)

Gregg Sheppard	10/29/72	at BOS
John Bucyk (4)	1/18/73	at BOS
John Bucyk (4)	1/5/74	vs. BOS
Dan Marcotte	4/2/77	vs. BOS
Cam Neely	10/7/95	at BOS
Sergei Samsonov	4/9/98	at BOS
Jason Allison	2/4/99	at BOS
Marty McInnis	3/6/03	at BOS

### SHUTOUTS

#### ISLANDERS (3)

Bill Smith	12/21/76	vs. BOS
Roberto Luongo	12/27/99	vs. BOS
Rick DiPietro	2/24/04	vs. BOS

#### BRUINS (7)

Ed Johnston	3/13/73	vs. BOS
Ross Brooks	1/26/74	vs. BOS
Doug Keans	1/16/84	at BOS
Andy Moog	2/28/91	at BOS
Jon Casey	1/28/94	vs. BOS
Byron Dufoe	10/12/98	at BOS
Felix Potvin	2/24/04	vs. BOS

### PENALTY SHOTS

#### ISLANDERS (0)

#### BRUINS (0)



## NYI VS. BUFFALO SABRES

ALL-TIME: 52-65-19

LAST REGULATION WIN: 2/28/09, Islanders 2 vs. Sabres 0

LAST REGULATION LOSS: 10/13/08, Islanders 1 vs. Sabres 7

OT RECORD (W-L-T): 1-2-10 SO RECORD: 0-2

LAST OT: 3/1/03, Islanders 2 vs. Sabres 1

LAST SO: 12/27/08, Islanders 3 vs. Sabres 4

### 2008-09 SERIES 2-1-1

HOME:	SCORE:	GOALTENDERS:	ROAD:	SCORE:	GOALTENDERS:
10/13/08	NYI 1 BUF 7	MacDonald/Lalime	11/22/08	NYI 4 BUF 2	MacDonald/Lalime
2/28/09	NYI 2 BUF 0	Danis/Lalime	12/27/08	NYI 3 BUF 4 (SO)	MacDonald/Miller

Records are based on W-L-P

\* P stands for games in which the Islanders earned a point via a tie, overtime loss or shootout loss

YEAR	OVERALL	HOME	ROAD	YEAR	OVERALL	HOME	ROAD
1972-73	0-5-1	0-2-1	0-3-0	1991-92	2-1-0	1-0-0	1-1-0
1973-74	0-3-2	0-1-2	0-2-0	1992-93	1-1-1	1-0-0	0-1-1
1974-75	0-2-2	0-1-1	0-1-1	1993-94	2-2-1	2-0-1	0-2-0
1975-76	2-2-0	0-2-0	2-0-0	1994-95	1-2-1	1-1-0	0-1-1
1976-77	3-1-1	2-1-0	1-0-1	1995-96	3-0-1	2-0-0	1-0-1
1977-78	2-3-0	2-0-0	0-3-0	1996-97	1-3-0	0-2-0	1-1-0
1978-79	1-2-1	1-1-0	0-1-1	1997-98	2-1-1	1-0-1	1-1-0
1979-80	1-2-1	1-1-0	0-1-1	1998-99	1-2-1	1-1-0	0-1-1
1980-81	2-2-0	1-1-0	1-1-0	1999-00	1-2-1	1-0-1	0-2-0
1981-82	1-2-0	0-1-0	1-1-0	2000-01	0-3-0	0-2-0	0-1-0
1982-83	1-2-0	1-1-0	0-1-0	2001-02	1-2-1	0-2-0	1-0-1
1983-84	3-0-0	1-0-0	2-0-0	2002-03	3-1-0	2-0-0	1-1-0
1984-85	2-1-0	1-1-0	1-0-0	2003-04	4-0-0	2-0-0	2-0-0
1985-86	1-2-0	1-0-0	0-2-0	2004-05	NHL SEASON	LOCKOUT	
1986-87	1-1-1	0-1-1	1-0-0	2005-06	0-3-1	0-1-1	0-2-0
1987-88	2-1-0	1-0-0	1-1-0	2006-07	1-3-0	1-1-0	0-2-0
1988-89	0-3-0	0-2-0	0-1-0	2007-08	2-2-0	1-1-0	1-1-0
1989-90	3-0-0	1-0-0	2-0-0	2008-09	2-1-1	1-1-0	1-0-1
1990-91	0-2-1	0-1-1	0-1-0	<b>TOTALS</b>	<b>52-65-19</b>	<b>30-29-9</b>	<b>22-36-10</b>

#### HAT TRICKS

##### ISLANDERS (2)

Bill Harris	3/3/74	at	BUF
Pat LaFontaine	12/31/89	at	BUF

##### SABRES (5)

John Van Boxmeer	11/7/81	vs.	BUF
Lindy Ruff	11/29/81	at	BUF
Mike Foligno	12/29/85	at	BUF
Dave Andreychuk	2/6/88	vs.	BUF
Alexander Mogilny	1/3/92	at	BUF

#### SHUTOUTS

##### ISLANDERS (12)

Glenn Resch	12/7/75	at	BUF
Glenn Resch	12/4/76	vs.	BUF
Glenn Resch	3/31/79	vs.	BUF
Billy Smith	11/5/83	vs.	BUF
Mark Fitzpatrick	12/5/89	vs.	BUF
Glenn Healy	2/4/90	at	BUF
Eric Fichaud	4/6/96	vs.	BUF
Tommy Salo	12/17/97	vs.	BUF
Chris Osgood	3/12/02	at	BUF
Chris Osgood	12/31/02	at	BUF
Rick DiPietro	10/11/03	at	BUF
Yann Danis	2/28/09	vs.	BUF

##### SABRES (5)

Daren Puppa	11/12/88	vs.	BUF
Dominik Hasek	11/09/00	at	BUF
Martin Biron	12/30/00	vs.	BUF
Martin Biron	3/7/02	vs.	BUF
Ryan Miller	10/26/06	vs.	BUF

#### PENALTY SHOTS

##### ISLANDERS (3)

Bryan Trottier vs. Tom Barrasso	vs. BUF 1/5/85	Failed
Marty McInnis vs. Tom Draper	at BUF 3/8/92	Failed
Olli Jokinen vs. Dominik Hasek	vs. BUF 3/4/00	Scored

##### SABRES (1)

Miroslav Satan vs. Kevin Weekes	vs. BUF 3/4/00	Failed
---------------------------------	----------------	--------





## NYI VS. ATLANTA/CALGARY FLAMES

ALL-TIME: 41-42-20

LAST REGULATION WIN: 1/12/06, Islanders 3 vs. Flames 2

LAST REGULATION LOSS: 1/8/09, Islanders 2 at Flames 5

OT RECORD (W-L-T): 2-1-3 SO RECORD: 1-0

LAST OT: 1/11/08, Islanders 5 at Calgary 4 (SO)

LAST SO: 10/6/88, Islanders 4 at Flames 4

### 2008-09 SERIES 0-1-0

HOME:	SCORE:	GOALTENDERS:	ROAD:	SCORE:	GOALTENDERS:
DNP AT COLISEUM			1/8/09	NYI 2 CGY 5	MacDonald/Kiprusoff

Records are based on W-L-P

\* P stands for games in which the Islanders earned a point via a tie, overtime loss or shootout loss

YEAR	OVERALL	HOME	ROAD	YEAR	OVERALL	HOME	ROAD
1972-73	0-4-1	0-2-0	0-2-1	1991-92	2-0-0	1-0-0	1-0-0
1973-74	3-1-1	2-1-0	1-0-1	1992-93	2-0-0	1-0-0	1-0-0
1974-75	1-2-3	1-0-2	0-2-1	1993-94	1-1-0	1-0-0	0-1-0
1975-76	1-1-4	0-0-3	1-1-1	1994-95	- - -	- - -	- - -
1976-77	6-0-0	3-0-0	3-0-0	1995-96	0-2-0	0-1-0	0-1-0
1977-78	2-1-3	1-1-1	1-0-2	1996-97	1-1-0	1-0-0	0-1-0
1978-79	6-2-0	4-0-0	2-2-0	1997-98	0-2-0	0-1-0	0-1-0
1979-80	3-1-0	2-0-0	1-1-0	1998-99	0-1-0	- - -	0-1-0
1980-81	1-1-2	1-0-1	0-1-1	1999-00	0-2-0	0-1-0	0-1-0
1981-82	1-0-2	1-0-1	0-0-1	2000-01	0-1-0	0-1-0	- - -
1982-83	2-0-1	1-0-0	1-0-1	2001-02	1-1-0	0-1-0	1-0-0
1983-84	0-3-0	0-2-0	0-1-0	2002-03	0-1-0	0-1-0	- - -
1984-85	1-2-0	1-0-0	0-2-0	2003-04	0-1-0	0-1-0	0-0-0
1985-86	1-1-1	1-0-1	0-1-0	2004-05	NHL SEASON	LOCKOUT	LOCKOUT
1986-87	0-2-1	0-1-0	0-1-1	2005-06	1-0-0	1-0-0	- - -
1987-88	2-1-0	2-0-0	0-1-0	2006-07	- - -	- - -	- - -
1988-89	0-2-1	0-1-0	0-1-1	2007-08	1-0-0	- - -	1-0-0
1989-90	0-3-0	0-2-0	0-1-0	2008-09	0-1-0	- - -	0-1-0
1990-91	2-1-0	1-0-0	1-1-0	<b>TOTALS</b>	<b>41-42-20</b>	<b>26-17-9</b>	<b>15-25-11</b>

#### HAT TRICKS

##### ISLANDERS (6)

Bryan Trottier (4)	11/1/77	vs. ATL
Mike Bossy	12/28/78	vs. ATL
Bryan Trottier	3/2/82	vs. CGY
Mike Bossy (4)	3/11/86	vs. CGY
Bryan Trottier	10/20/87	vs. CGY
Greg Gilbert	2/16/88	at CGY

##### FLAMES (1)

Kent Nilsson	2/25/81	at CGY
--------------	---------	--------

#### SHUTOUTS

##### ISLANDERS (4)

Bill Smith	10/17/75	at ATL
Glenn Resch	10/12/76	at ATL
Bill Smith/Grant Hogosta	11/1/77	vs. ATL
Glenn Resch	1/20/81	at CGY

##### FLAMES (4)

Phil Myre	11/16/72	vs. ATL
Phil Myre	12/17/72	vs. ATL
Fred Brathwaite	12/2/99	at CGY
Fred Brathwaite	10/14/00	at CGY

#### PENALTY SHOTS

##### ISLANDERS (0)

##### FLAMES (2)

Joe Mullen vs. Kelly Hrudey	at CGY 12/2/86	Scored
Doug Gilmour vs. Mark Fitzpatrick	at CGY 10/7/89	Failed

**NYI VS. HARTFORD WHALERS/CAROLINA HURRICANES****ALL-TIME:** 44-51-10**LAST REGULATION WIN:** 1/22/08, Islanders 6 at Hurricanes 3**LAST REGULATION LOSS:** 4/7/09, Islanders 0 at Hurricanes 9**OT RECORD (W-L-T):** 4-2-6    **SO RECORD:** 0-0**LAST OT:** 1/21/08, Islanders 2 vs. Hurricanes 3**LAST SO:** 10/21/06, Islanders 4 vs. Hurricanes 3**2008-09 SERIES 0-4-0**

HOME:	SCORE:	GOALTENDERS:	ROAD:	SCORE:	GOALTENDERS:
10/25/08	NYI 3 CAR 4	DiPietro/Ward	3/20/09	NYI 4 CAR 5	Mannino/Ward
2/19/09	NYI 2 CAR 6	MacDonald/Ward	4/7/09	NYI 0 CAR 9	Danis/Ward

Records are based on W-L-P.

\* P stands for games in which the Islanders earned a point via a tie, overtime loss or shootout loss

YEAR	OVERALL	HOME	ROAD	YEAR	OVERALL	HOME	ROAD
1979-80	3-1-0	2-0-0	1-1-0	1994-95	1-2-0	1-0-0	0-2-0
1980-81	2-0-2	2-0-0	0-0-2	1995-96	0-3-1	0-1-1	0-2-0
1981-82	2-0-1	1-0-0	1-0-1	1996-97	2-1-1	1-1-0	1-0-1
1982-83	2-1-0	1-1-0	1-0-0	1997-98	2-2-0	1-1-0	1-1-0
1983-84	1-2-0	1-0-0	0-2-0	1998-99	0-5-0	0-3-0	0-2-0
1984-85	1-1-1	0-1-1	1-0-0	1999-00	1-3-0	0-2-0	1-1-0
1985-86	2-1-0	0-1-0	2-0-0	2000-01	1-3-0	1-1-0	0-2-0
1986-87	1-2-0	1-1-0	0-1-0	2001-02	3-1-0	1-1-0	2-0-0
1987-88	2-1-0	1-0-0	1-1-0	2002-03	2-2-0	1-1-0	1-1-0
1988-89	1-2-0	1-1-0	0-1-0	2003-04	2-2-0	0-2-0	2-0-0
1989-90	1-2-0	0-1-0	1-1-0	2004-05	NHL	SEASON	LOCKOUT
1990-91	2-0-1	1-0-1	1-0-0	2005-06	1-3-0	1-1-0	0-2-0
1991-92	2-1-0	1-0-0	1-1-0	2006-07	2-2-0	2-0-0	0-2-0
1992-93	2-1-1	1-0-1	1-1-0	2007-08	2-1-1	0-1-1	2-0-0
1993-94	1-2-1	1-1-0	0-1-1	2008-09	0-4-0	0-2-0	0-2-0
<b>TOTALS</b>				<b>44-51-10</b>	<b>23-24-5</b>	<b>21-27-5</b>	

**HAT TRICKS****ISLANDERS (5)**

Billy Harris	10/20/79	vs. HFD
Mike Bossy	11/15/83	vs. HFD
David Volek	12/20/90	vs. HFD
Benoit Hogue	10/24/92	vs. HFD
Derek King	1/24/97	at HFD

**HARTFORD WHALERS/HURRICANES (6)**

Jordy Douglas (4)	2/3/80	at HFD
Mark Johnson	2/12/83	vs. HFD
Kevin Dineen	3/6/90	vs. HFD
Pat Verbeek	2/28/93	at HFD
Rod Brind'Amour	1/7/01	at CAR
Rod Brind'Amour	10/27/07	vs. CAR

**SHOOTOUTS****ISLANDERS (6)**

Glenn Resch	11/20/80	vs. HFD
Kelly Hrudey	12/21/84	at HFD
Kelly Hrudey	2/20/88	vs. HFD
Felix Potvin	11/10/99	at CAR
Chris Osgood	10/17/01	at CAR
Chris Osgood	12/28/02	vs. CAR

**HARTFORD WHALERS/HURRICANES (5)**

Sean Burke	1/8/94	at HFD
Eric Fichaud	10/30/99	vs. CAR
Kevin Weekes	11/26/03	vs. CAR
Martin Gerber	1/7/06	vs. CAR
Cam Ward	4/7/09	at CAR

**PENALTY SHOTS****ISLANDERS (1)**

Richard Park vs. John Grahame	vs. CAR, 10/27/07	Failed
-------------------------------	-------------------	--------

**HURRICANES/HARTFORD WHALERS (3)**

Andrew Cassels vs. Ron Hextall	at HFD 4/6/94	Scored
Erik Cole vs. Rick DiPietro	at CAR 4/2/04	Failed
Erik Cole vs. Rick DiPietro	at CAR 1/6/07	Failed





## NYI VS. CHICAGO BLACKHAWKS

ALL-TIME: 38-40-20

LAST REGULATION WIN: 3/15/09, Islanders 4 at Blackhawks 2

LAST REGULATION LOSS: 12/10/02, Islanders 2 vs. Blackhawks 3

OT RECORD (W-L-T): 1-0-8 SO RECORD: --

LAST OT: 1/17/06, Islanders 2 vs. Blackhawks 1

LAST SO: No shootouts in team history

### 2008-09 SERIES 1-0-0

HOME:	SCORE:	GOALTENDERS:	ROAD:	SCORE:	GOALTENDERS:
DNP AT COLISEUM			3/15/09	NYI 4 CHI 2	Mannino/Khabibulin

Records are based on W-L-P

\* P stands for games in which the Islanders earned a point via a tie, overtime loss or shootout loss

YEAR	OVERALL	HOME	ROAD	YEAR	OVERALL	HOME	ROAD
1972-73	0-4-1	0-2-1	0-2-0	1990-91	1-2-0	0-1-0	1-1-0
1973-74	1-2-2	0-1-1	1-1-1	1991-92	0-2-1	0-1-0	0-1-1
1974-75	1-1-3	1-0-1	0-1-2	1992-93	0-2-0	0-1-0	0-1-0
1975-76	3-1-1	2-0-1	1-1-0	1993-94	0-1-1	0-0-1	0-1-0
1976-77	3-1-1	1-0-1	2-1-0	1994-95	---	---	---
1977-78	2-1-2	1-0-2	1-1-0	1995-96	0-1-1	0-0-1	0-1-0
1978-79	3-2-0	2-0-0	1-2-0	1996-97	1-1-0	1-0-0	0-1-0
1979-80	2-1-1	1-0-1	1-1-0	1997-98	0-2-0	0-1-0	0-1-0
1980-81	4-0-0	2-0-0	2-0-0	1998-99	0-1-1	0-0-1	0-1-0
1981-82	3-0-0	2-0-0	1-0-0	1999-00	0-1-1	0-0-1	0-1-0
1982-83	1-1-1	1-0-0	0-1-1	2000-01	0-1-0	0-1-0	---
1983-84	3-0-0	2-0-0	1-0-0	2001-02	0-1-0	---	0-1-0
1984-85	3-0-0	1-0-0	2-0-0	2002-03	1-1-0	0-1-0	1-0-0
1985-86	0-2-1	0-1-1	0-1-0	2003-04	1-0-0	1-0-0	0-0-0
1986-87	1-2-0	0-1-0	1-1-0	2004-05	NHL	SEASON	LOCKOUT
1987-88	0-1-2	0-0-2	0-1-0	2005-06	1-0-0	---	1-0-0
1988-89	0-3-0	0-1-0	0-2-0	2006-07	1-0-0	1-0-0	---
1989-90	1-2-0	0-2-0	1-0-0	2007-08	---	---	---
				2008-09	1-0-0	---	1-0-0
				TOTALS	38-40-20	19-14-15	19-26-5

#### HAT TRICKS

##### ISLANDERS (11)

Garry Howatt	3/14/76	at	CHI
Garry Howatt	3/16/77	at	CHI
Bryan Trottier	10/27/79	vs.	CHI
Mike Bossy	11/8/80	vs.	CHI
Mike Bossy	12/21/80	at	CHI
Mike Bossy	11/26/83	vs.	CHI
Mike Bossy	1/18/84	at	CHI
Billy Carroll	1/18/84	at	CHI
Mike Bossy	3/8/87	at	CHI
Pat LaFontaine	1/14/89	vs.	CHI
Alexei Yashin (4)	3/25/03	at	CHI

##### BLACKHAWKS (6)

Dan Maloney	11/8/72	at	CHI
Grant Mulvey	3/29/79	at	CHI
Grant Mulvey	12/23/79	at	CHI
Jeremy Roenick (4)	12/7/91	vs.	CHI
Tony Amonte	3/16/97	at	CHI
Eric Daze	12/7/01	at	CHI

#### SHOOTOUTS

##### ISLANDERS (4)

Bill Smith	3/16/77	at	CHI
Bill Smith	12/7/77	at	CHI
Glenn Resch	12/21/80	at	CHI
Mark Fitzpatrick	11/30/89	at	CHI

##### BLACKHAWKS (4)

Tony Esposito	2/16/74	vs.	CHI
Tony Esposito	12/23/79	at	CHI
Jocelyn Thibault	12/31/98	at	CHI
Steve Passmore	11/12/99	at	CHI

#### PENALTY SHOTS

##### ISLANDERS (0)

##### BLACKHAWKS (3)

Pit Martin vs. Gerry Desjardins	at CHI 11/8/72	Failed
Bill Gardner vs. Kelly Hrucey	vs. CHI 10/13/84	Scored
Doug Wilson vs. Bill Smith	at CHI 1/13/85	Failed



## NYI VS. QUEBEC NORDIQUES/COLORADO AVALANCHE

ALL-TIME: 31-33-5

LAST REGULATION WIN: 3/2/09, Islanders 4 vs. Avalanche 2

LAST REGULATION LOSS: 1/5/08, Islanders 1 at Avalanche 2 (OT)

OT RECORD (W-L-T): 1-1-2 SO RECORD: - -

LAST OT: 1/5/08, Islanders 1 at Avalanche 2

LAST SO: No shootouts in team history

### 2008-09 SERIES 1-0-0

HOME:	SCORE:	GOALTENDERS:	ROAD:	SCORE:	GOALTENDERS:
3/2/09	NYI 4 COL 2	Danis/Raycroft	DNP At COLORADO		

Records are based on W-L-P

\* P stands for games in which the Islanders earned a point via a tie, overtime loss or shootout loss

YEAR	OVERALL	HOME	ROAD	YEAR	OVERALL	HOME	ROAD
1979-80	4-0-0	2-0-0	2-0-0	1994-95	1-2-0	1-1-0	0-1-0
1980-81	3-1-0	2-0-0	1-1-0	1995-96	0-2-0	0-1-0	0-1-0
1981-82	1-1-1	1-0-1	0-1-0	1996-97	0-2-0	0-1-0	0-1-0
1982-83	1-1-1	1-0-0	0-1-1	1997-98	0-2-0	0-1-0	0-1-0
1983-84	1-2-0	1-1-0	0-1-0	1998-99	0-2-0	0-1-0	0-1-0
1984-85	0-3-0	0-1-0	0-2-0	1999-00	2-0-0-0	1-0-0-0	1-0-0-0
1985-86	1-2-0	1-1-0	0-1-0	2000-01	0-1-0-0	- - -	0-1-0-0
1986-87	2-1-0	0-1-0	2-0-0	2001-02	1-1-0-0	1-0-0-0	0-1-0-0
1987-88	2-1-0	1-1-0	1-0-0	2002-03	1-0-0-0	1-0-0-0	- - -
1988-89	2-1-0	1-0-0	1-1-0	2003-04	0-0-1-0	- - -	0-0-1-0
1989-90	1-2-0	1-1-0	0-1-0	2004-05	NHL	SEASON	LOCKOUT
1990-91	3-0-0	1-0-0	2-0-0	2005-06	1-0-0	1-0-0	- - -
1991-92	1-1-1	1-0-0	0-1-1	2006-07	- - -	- - -	- - -
1992-93	0-3-0	0-1-0	0-2-0	2007-08	0-0-1	- - -	0-0-1
1993-94	2-2-0	1-1-0	1-1-0	2008-09	1-0-0	1-0-0	- - -
<b>TOTALS</b>				<b>31-33-5</b>	<b>20-13-1</b>	<b>11-20-4</b>	

#### HAT TRICKS

##### ISLANDERS (3)

Butch Goring	3/30/80	at	QUE
Anders Kallur	11/30/80	at	QUE
Derek King (4)	12/31/90	vs.	QUE

##### QUEBEC NORDIQUES/AVALANCHE (6)

Real Cloutier	3/30/80	at	QUE
Marc Tardif	1/31/81	at	QUE
Dale Hunter	10/4/83	at	QUE
Joe Sakic	10/22/88	vs.	QUE
Peter Stastny	11/9/89	vs.	QUE
Claude Lemieux	11/28/95	vs.	COL

#### SHUTOUTS

##### ISLANDERS (2)

Bill Smith	2/9/80	vs.	QUE
Kelly Hrudey	3/6/88	at	QUE

##### QUEBEC NORDIQUES/AVALANCHE (1)

Patrick Roy	11/16/01	at	COL
-------------	----------	----	-----

#### PENALTY SHOTS

##### ISLANDERS (1)

Tom Chorske vs. Patrick Roy	vs. COL 3/7/98	Scored
-----------------------------	----------------	--------

##### QUEBEC NORDIQUES/AVALANCHE (1)

Michel Goulet vs. Kelly Hrudey	vs. QUE 1/26/84	Scored
--------------------------------	-----------------	--------



## NYI VS. COLUMBUS BLUE JACKETS

ALL-TIME: 2-6-2

OT RECORD (W-L-T): 1-1-1 SO RECORD: 0-1

LAST REGULATION WIN: 12/23/06, Islanders 4 vs. Blue Jackets 0

LAST OT: 11/3/08, Islanders 4 vs. Blue Jackets 3

LAST REGULATION LOSS: 12/13/08, Islanders 1 at Blue Jackets 3

LAST SO: 12/8/05, Islanders 2 at Blue Jackets 3

### 2008-09 SERIES 1-1-0

HOME:	SCORE:	GOALTENDERS:	ROAD:	SCORE:	GOALTENDERS:
11/3/08	NYI 4 CBJ 3 (OT)	MacDonald/Norrena	12/13/08	NYI 1 CBJ 3	MacDonald/Mason

Records are based on W-L-P

\* P stands for games in which the Islanders earned a point via a tie, overtime loss or shootout loss

YEAR	OVERALL	HOME	ROAD	YEAR	OVERALL	HOME	ROAD
2000-01	0-1-1	0-1-0	0-0-1	2005-06	0-0-1	---	0-0-1
2001-02	0-1-0	---	0-1-0	2006-07	1-0-0	1-0-0	---
2002-03	0-2-0	0-1-0	0-1-0	2007-08	---	---	---
2003-04	0-1-0	---	0-1-0	2008-09	1-1-0	1-0-0	0-1-0
2004-05	NHL	SEASON	LOCKOUT	TOTALS	2-6-2	2-2-0	0-4-2

#### HAT TRICKS

ISLANDERS (0)  
BLUE JACKETS (0)

#### SHUTOUTS

ISLANDERS (1)  
Rick DiPietro ..... 12/23/06 vs. CBJ  
BLUE JACKETS (0)

#### PENALTY SHOTS

ISLANDERS (0)  
BLUE JACKETS (0)



# NYI VS. MINNESOTA NORTH STARS/ DALLAS STARS

ALL-TIME: 48-33-17

LAST REGULATION WIN: 11/15/06, Islanders 3 at Stars 0

LAST REGULATION LOSS: 10/23/08, Islanders 3 vs. Stars 5

OT RECORD: 2-2-7 SO RECORD: - -

LAST OT: 11/26/07, Islanders 2 vs. Stars 3

LAST SO: No shootouts in team history

## 2008-09 SERIES 0-1-0

HOME:	SCORE:	GOALTENDERS:	ROAD:	SCORE:	GOALTENDERS:
10/23/08	NYI 3 DAL 5	DiPietro/Turco	DNP AT DALLAS		

Records are based on W-L-P

\* P stands for games in which the Islanders earned a point via a tie, overtime loss or shootout loss

YEAR	OVERALL	HOME	ROAD	YEAR	OVERALL	HOME	ROAD
1972-73	1-4-0	1-1-0	0-3-0	1991-92	2-0-0	1-0-0	1-0-0
1973-74	3-1-1	2-0-1	1-1-0	1992-93	1-1-0	1-0-0	0-1-0
1974-75	4-0-1	2-0-0	2-0-1	1993-94	1-0-1	1-0-0	0-0-1
1975-76	4-1-0	2-1-0	2-0-0	1994-95	- - -	- - -	- - -
1976-77	3-1-1	2-1-0	1-0-1	1995-96	1-0-1	1-0-0	0-0-1
1977-78	4-1-0	2-0-0	2-1-0	1996-97	0-2-0	0-1-0	0-1-0
1978-79	3-1-0	1-1-0	2-0-0	1997-98	0-2-0	0-1-0	0-1-0
1979-80	0-2-2	0-1-1	0-1-1	1998-99	0-2-0	0-1-0	0-1-0
1980-81	2-0-2	0-0-2	2-0-0	1999-00	1-1-0	0-1-0	1-0-0
1981-82	2-1-0	1-0-0	1-0-1	2000-01	0-2-0	0-1-0	0-1-0
1982-83	0-2-1	0-1-1	0-1-0	2001-02	2-0-0	1-0-0	1-0-0
1983-84	2-0-1	0-0-1	2-0-0	2002-03	1-0-0	1-0-0	- - -
1984-85	1-1-1	1-0-1	0-1-0	2003-04	1-0-1	1-0-0	0-0-1
1985-86	0-2-1	0-1-0	0-1-1	2004-05	NHL	SEASON	LOCKOUT
1986-87	3-0-0	2-0-0	1-0-0	2005-06	- - -	- - -	- - -
1987-88	1-1-1	0-0-1	1-1-0	2006-07	1-0-0	- - -	1-0-0
1988-89	2-1-0	2-0-0	0-1-0	2007-08	0-0-1	0-0-1	- - -
1989-90	1-2-0	0-1-0	1-1-0	2008-09	0-1-0	0-1-0	- - -
1990-91	1-2-0	1-1-0	0-1-0	<b>TOTALS</b>	<b>48-33-17</b>	<b>26-15-9</b>	<b>22-18-8</b>

## HAT TRICKS

### ISLANDERS (5)

Bill Harris	4/6/74	vs. MIN
Mike Bossy (4)	11/11/80	vs. MIN
Mike Bossy	11/27/85	at MIN
Pat LaFontaine	1/21/89	vs. MIN
Niklas Andersson	2/4/96	vs. DAL

### STARS (3)

Neal Broten	11/23/82	vs. MIN
Steve Payne	11/23/82	vs. MIN
Dave Gagner	1/21/89	vs. MIN

## SHUTOUTS

### ISLANDERS (3)

Bill Smith	10/26/74	vs. MIN
Glenn Resch	12/9/75	vs. MIN
Rick DiPietro	11/15/06	at DAL

### STARS (6)

Gilles Gilbert	11/11/72	at MIN
Cesare Maniago	1/16/73	vs. MIN
Cesare Maniago	12/26/73	at MIN
Gilles Meloche	11/11/82	at MIN
Brian Hayward	1/8/91	vs. MIN
Jon Casey	11/5/92	at MIN

## PENALTY SHOTS

### ISLANDERS (2)

Bryan Trottier vs. Cesare Maniago	vs. MIN 1/27/76	Failed
Wendel Clark vs. Darcy Wakaluk	at DAL 12/21/95	Failed

### STARS (0)



## NYI VS. DETROIT RED WINGS

ALL-TIME: 42-44-8

LAST REGULATION WIN: 3/27/09, Islanders 2 at Red Wings 0

LAST REGULATION LOSS: 11/28/03, Islanders 0 at Red Wings 6

OT RECORD (W-L-T): 3-2-4 SO RECORD: - -

LAST OT: 1/30/07, Islanders 3 vs. Red Wings 4

LAST SO: No shootouts in team history

### 2008-09 SERIES 1-0-0

HOME:	SCORE:	GOALTENDERS:	ROAD:	SCORE:	GOALTENDERS:
DNP AT COLISEUM			3/27/09	NYI 2 DET 0	MacDonald/Osgood

Records are based on W-L-P

\* P stands for games in which the Islanders earned a point via a tie, overtime loss or shootout loss

YEAR	OVERALL	HOME	ROAD	YEAR	OVERALL	HOME	ROAD
1972-73	1-4-0	1-2-0	0-2-0	1991-92	2-1-0	1-1-0	1-0-0
1973-74	1-4-0	1-1-0	0-3-0	1992-93	1-1-0	1-0-0	0-1-0
1974-75	2-2-0	1-1-0	1-1-0	1993-94	1-1-0	0-1-0	1-0-0
1975-76	3-1-0	2-0-0	1-1-0	1994-95	- - -	- - -	- - -
1976-77	2-2-0	1-1-0	1-1-0	1995-96	0-2-0	0-1-0	0-1-0
1977-78	4-0-0	2-0-0	2-0-0	1996-97	0-2-0	0-1-0	0-1-0
1978-79	3-0-1	2-0-0	1-0-1	1997-98	1-0-1	0-0-1	1-0-0
1979-80	1-3-0	0-2-0	1-1-0	1998-99	1-1-0	1-0-0	0-1-0
1980-81	4-0-0	2-0-0	2-0-0	1999-00	0-2-0	0-1-0	0-1-0
1981-82	3-0-0	2-0-0	1-0-0	2000-01	0-1-0	0-1-0	- - -
1982-83	0-2-1	0-1-0	0-1-1	2001-02	0-1-0	0-0-0	0-1-0
1983-84	1-2-0	1-1-0	0-1-0	2002-03	0-1-1	0-0-1	0-1-0
1984-85	2-1-0	0-1-0	2-0-0	2003-04	0-1-0	- - -	0-1-0
1985-86	3-0-0	2-0-0	1-0-0	2004-05	NHL	SEASON	LOCKOUT
1986-87	2-1-0	1-0-0	1-1-0	2005-06	1-0-0	- - -	1-0-0
1987-88	1-2-0	1-1-0	0-1-0	2006-07	0-0-1	0-0-1	- - -
1988-89	0-3-0	0-1-0	0-2-0	2007-08	- - -	- - -	- - -
1989-90	1-1-1	1-0-1	0-1-0	2008-09	1-0-0	- - -	1-0-0
1990-91	0-2-1	0-0-1	0-2-0	<b>TOTALS</b>	<b>42-44-8</b>	<b>23-18-6</b>	<b>19-26-2</b>

#### HAT TRICKS

##### ISLANDERS (6)

Jean Potvin	1/22/76	vs.	DET
Denis Potvin	2/11/78	vs.	DET
Mike Bossy	2/6/82	vs.	DET
Clark Gillies	10/17/84	at	DET
Brent Sutter	1/2/85	at	DET
Ray Ferraro (4)	1/7/92	at	DET

##### RED WINGS (2)

Mickey Redmond	2/24/74	at	DET
Dave Barr	2/21/89	vs.	DET

#### SHUTOUTS

##### ISLANDERS (4)

Glenn Resch	1/13/76	vs.	DET
Bill Smith	12/17/78	at	DET
Bill Smith	1/22/81	at	DET
Joey MacDonald	3/27/09	at	DET

##### RED WINGS (8)

Roy Edwards	1/6/73	vs.	DET
Roy Edwards	1/7/73	at	DET
Ed Giacomin	10/22/76	at	DET
Corrado Micallef	12/8/82	at	DET
Greg Stefan	1/24/84	at	DET
Tim Cheveldae	3/7/91	at	DET
Chris Osgood	2/21/00	vs.	DET
Manny Legace	11/28/03	at	DET

#### PENALTY SHOTS

##### ISLANDERS (2)

Lorne Henning vs. Jim Rutherford	at DET 2/1/75
Clark Gillies vs. Corrado Micallef	at DET 12/8/82

Scored  
Failed

##### RED WINGS (0)







## NYI VS. EDMONTON OILERS

ALL-TIME: 24-25-14

LAST REGULATION WIN: 1/8/04, Islanders 3 vs. Oilers 2

LAST REGULATION LOSS: 1/5/09, Islanders 2 at Oilers 3

OT RECORD (W-L-T): 1-1-10 SO RECORD: --

LAST OT/SO: 12/10/05, Islanders 3 vs. Oilers 2

LAST SO: No shootouts in team history

### 2008-09 SERIES 0-1-0

HOME:	SCORE:	GOALTENDERS:	ROAD:	SCORE:	GOALTENDERS:
DNP AT COLISEUM			1/5/09	NYI 2 EDM 3	MacDonald/Roloson

Records are based on W-L-P

\* P stands for games in which the Islanders earned a point via a tie, overtime loss or shootout loss

YEAR	OVERALL	HOME	ROAD	YEAR	OVERALL	HOME	ROAD
1979-80	1-2-1	1-0-1	0-2-0	1994-95	---	---	---
1980-81	2-0-2	0-0-2	2-0-0	1995-96	1-1-0	1-0-0	0-1-0
1981-82	1-1-1	1-0-1	0-1-0	1996-97	1-1-0	1-0-0	0-1-0
1982-83	3-0-0	1-0-0	2-0-0	1997-98	1-0-1	0-0-1	1-0-0
1983-84	3-0-0	2-0-0	1-0-0	1998-99	0-1-0	0-1-0	---
1984-85	0-2-1	0-1-0	0-1-1	1999-00	0-1-1	0-1-0	0-0-1
1985-86	0-1-2	0-0-2	0-1-0	2000-01	1-0-0	---	1-0-0
1986-87	0-2-1	0-1-0	0-1-1	2001-02	1-0-0	1-0-0	---
1987-88	2-1-0	2-0-0	0-1-0	2002-03	2-0-0	1-0-0	1-0-0
1988-89	1-2-0	1-0-0	0-2-0	2003-04	1-0-0	1-0-0	---
1989-90	0-1-2	0-1-1	0-0-1	2004-05	NHL	SEASON	LOCKOUT
1990-91	0-3-0	0-1-0	0-2-0	2005-06	1-0-0	1-0-0	---
1991-92	0-3-0	0-1-0	0-2-0	2006-07	---	---	---
1992-93	2-0-1	2-0-0	0-0-1	2007-08	0-1-0	---	0-1-0
1993-94	0-1-1	0-0-1	0-1-0	2008-09	0-1-0	---	0-1-0
				<b>TOTALS</b>	<b>24-25-14</b>	<b>16-7-9</b>	<b>8-18-5</b>

#### HAT TRICKS

##### ISLANDERS (4)

Mike Bossy ..... 3/4/80 vs. EDM

Mike Bossy ..... 3/3/81 vs. EDM

Butch Goring (4) ..... 12/13/83 vs. EDM

Pierre Turgeon ..... 11/22/92 at EDM

##### OILERS (1)

Jari Kurri ..... 12/5/84 at EDM

#### SHUTOUTS

##### ISLANDERS (2)

Bill Smith ..... 3/12/81 at EDM

Tommy Soderstrom ..... 2/25/96 vs. EDM

##### OILERS (2)

Curtis Joseph ..... 1/31/97 at EDM

Mathieu Garon ..... 1/7/08 at EDM

#### PENALTY SHOTS

##### ISLANDERS (1)

B. Hogue vs. R. Tugnut ..... vs. EDM 2/16/93 Scored

##### OILERS (0)



## NYI VS. FLORIDA PANTHERS

ALL-TIME: 27-30-9

LAST REGULATION WIN: 1/31/09, Islanders 3 vs. Panthers 1

LAST REGULATION LOSS: 2/5/09, Islanders 2 at Panthers 3

OT RECORD (W-L-T): 5-2-8 SO RECORD: 2-0

LAST OT: 1/3/08, Islanders 3 vs. Panthers 4

LAST TIE: 12/9/06, Islanders 5 vs. Panthers 4

### 2008-09 SERIES 2-2-0

HOME:	SCORE:	GOALTENDERS:	ROAD:	SCORE:	GOALTENDERS:
12/31/08	NYI 4 FLA 2	DiPietro/Vokoun	10/18/08	NYI 0 FLA 2	DiPietro/Vokoun
1/31/09	NYI 3 FLA 1	Danis/Vokoun	2/5/09	NYI 2 FLA 3	MacDonald/Vokoun

Records are based on W-L-P

\* P stands for games in which the Islanders earned a point via a tie, overtime loss or shootout loss

YEAR	OVERALL	HOME	ROAD	YEAR	OVERALL	HOME	ROAD
1993-94	0-5-0	0-3-0	0-2-0	2001-02	2-1-1	1-1-0	1-0-1
1994-95	3-0-1	1-0-1	2-0-0	2002-03	2-0-2	2-0-0	0-0-2
1995-96	1-3-1	0-1-1	1-2-0	2003-04	3-1-0	2-0-0	1-1-0
1996-97	2-3-1	2-1-0	0-2-1	2004-05	NHL	SEASON	LOCKOUT
1997-98	1-2-2	1-2-0	0-0-2	2005-06	2-2-0	1-1-0	1-1-0
1998-99	2-3-0	1-1-0	1-2-0	2006-07	3-1-0	2-0-0	1-1-0
1999-00	1-3-0	1-1-0	0-2-0	2007-08	0-3-1	0-1-1	0-2-0
2000-01	3-1-0	1-1-0	2-0-0	2008-09	2-2-0	0-2-0	0-2-0
				<b>TOTALS</b>	<b>27-30-9</b>	<b>17-13-3</b>	<b>10-17-6</b>

#### HAT TRICKS

##### ISLANDERS (1)

M. Czerkawski ..... 4/9/00 vs. FLA

##### PANTHERS (3)

Ray Sheppard ..... 3/21/96 at FLA

Pavel Bure ..... 3/18/00 vs. FLA

Pavel Bure ..... 3/11/01 vs. FLA

#### SHUTOUTS

##### ISLANDERS (3)

Tommy Salo ..... 2/15/97 vs. FLA

Wade Flaherty ..... 11/1/00 at FLA

Chris Osgood ..... 10/6/01 at FLA

##### PANTHERS (5)

Mark Fitzpatrick ..... 11/15/97 vs. FLA

Sean Burke ..... 1/16/99 at FLA

Tomas Vokoun ..... 12/7/07 at FLA

Craig Anderson ..... 3/2/08 vs. FLA

Tomas Vokoun ..... 10/18/08 at FLA

#### PENALTY SHOTS

##### ISLANDERS (4)

Z. Palffy vs. J. Vanbiesbrouck ..... at FLA 4/14/94 Failed

C. Lapointe vs. M. Vernon ..... at FLA 1/12/00 Failed

M. Peca vs. R. Luongo ..... at FLA 11/19/03 Failed

M. Satlan vs. R. Luongo ..... vs. FLA 10/10/05 Failed

##### PANTHERS (1)

S. Weiss vs. R. DiPietro ..... at FLA, 12/7/07 Failed



## NYI VS. LOS ANGELES KINGS

ALL-TIME: 41-38-13

LAST REGULATION WIN: 2/15/03, Islanders 3 at Kings 2

LAST REGULATION LOSS: 1/31/08, Islanders 1 vs. Kings 3

OT RECORD: 3-2-2 SO RECORD: 0-1

LAST OT: 2/16/04, Islanders 1 vs. Kings 1

LAST SO: 2/10/09, Islanders 3 vs. Kings 4

### 2008-09 SERIES 0-0-1

HOME:	SCORE:	GOALTENDERS:	ROAD:	SCORE:	GOALTENDERS:
2/10/09	NYI 3	L.A. 4 (SO)Danis/Quick	DNP AT LOS ANGELES		

Records are based on W-L-P

\* P stands for games in which the Islanders earned a point via a tie, overtime loss or shootout loss

YEAR	OVERALL	HOME	ROAD	YEAR	OVERALL	HOME	ROAD
1972-73	1-4-0	1-2-0	0-2-0	1991-92	1-1-0	0-1-0	1-0-0
1973-74	1-3-1	0-1-1	1-2-0	1992-93	0-2-0	0-1-0	0-1-0
1974-75	1-0-3	1-0-1	0-0-2	1993-94	1-1-0	1-0-0	0-1-0
1975-76	2-1-1	2-0-0	0-1-1	1994-95	- - -	- - -	- - -
1976-77	2-2-0	1-1-0	1-1-0	1995-96	1-1-0	1-0-0	0-1-0
1977-78	2-0-2	1-0-1	1-0-1	1996-97	1-1-0	1-0-0	0-1-0
1978-79	2-0-2	1-0-1	1-0-1	1997-98	1-1-0	1-0-0	0-1-0
1979-80	2-1-1	2-0-0	0-1-1	1998-99	2-0-0	1-0-0	1-0-0
1980-81	2-2-0	1-1-0	1-1-0	1999-00	0-1-0	- - -	0-1-0
1981-82	1-2-0	0-1-0	1-1-0	2000-01	0-2-0	0-1-0	0-1-0
1982-83	3-0-0	2-0-0	1-0-0	2001-02	1-1-0	1-0-0	0-1-0
1983-84	2-0-1	1-0-0	1-0-1	2002-03	1-0-0	- - -	1-0-0
1984-85	2-1-0	2-0-0	0-1-0	2003-04	0-0-1	0-0-1	- - -
1985-86	2-1-0	0-1-0	2-0-0	2004-05	NHL	SEASON	LOCKOUT
1986-87	1-2-0	1-1-0	0-1-0	2005-06	- - -	- - -	- - -
1987-88	3-0-0	1-0-0	2-0-0	2006-07	0-1-0	- - -	0-1-0
1988-89	1-2-0	1-1-0	0-1-0	2007-08	0-1-0	0-1-0	- - -
1989-90	2-1-0	1-0-0	1-1-0	2008-09	0-0-1	0-0-1	- - -
1990-91	0-3-0	0-2-0	0-1-0	<b>TOTALS</b>	<b>41-38-13</b>	<b>25-15-6</b>	<b>16-23-7</b>

#### HAT TRICKS

##### ISLANDERS (6)

Bob Nystrom	1/31/74	at L.A.
Denis Potvin	1/25/75	vs. L.A.
Bryan Trottier	10/11/75	vs. L.A.
John Tonelli	1/15/83	vs. L.A.
Mike Bossy	1/27/83	at L.A.
Mike Bossy (4)	10/20/84	vs. L.A.

##### KINGS (7)

Butch Goring	11/4/72	at L.A.
Charlie Simmer (4)	11/1/80	vs. L.A.
Marcel Dionne	10/20/81	vs. L.A.
John Paul Kelly	10/20/81	vs. L.A.
Jim Fox	10/12/85	at L.A.
Luc Robitaille	12/9/86	vs. L.A.
Wayne Gretzky	1/3/91	vs. L.A.

#### SHOOTOUTS

##### ISLANDERS (6)

Glenn Resch	12/14/74	vs. L.A.
Glenn Resch	10/11/75	vs. L.A.
Bill Smith	1/24/76	vs. L.A.
Glenn Resch	10/18/77	vs. L.A.
Ron Hextall	10/26/93	vs. L.A.
Tommy Salo	10/27/98	vs. L.A.

##### KINGS (6)

Rogie Vachon	1/29/77	vs. L.A.
Rogie Vachon	2/15/77	at L.A.
Rogie Vachon	10/18/77	vs. L.A.
Mario Lessard	3/13/82	at L.A.
Stephane Fiset	10/4/96	at L.A.
Felix Potvin	1/5/02	vs. L.A.

#### PENALTY SHOTS

##### ISLANDERS (1)

Bill Harris vs. Rogie Vachon	vs. L.A. 10/12/72	Failed
------------------------------	-------------------	--------

##### KINGS (1)

Charlie Simmer vs. Bill Smith	at L.A. 11/24/79	Failed
-------------------------------	------------------	--------



## NYI VS. MINNESOTA WILD

ALL-TIME: 3-6-1

LAST REGULATION WIN: 3/19/04, Islanders 3 at Wild 1

LAST REGULATION LOSS: 12/13/05, Islanders 3 vs. Wild 4

OT RECORD: 0-1-0

SO RECORD: - -

LAST OT: 2/9/08, Islanders 3 at Wild 4

LAST SO: No shootouts in team history

### 2008-09 SERIES 0-2-0

HOME:	SCORE:	GOALTENDERS:	HOME:	SCORE:	GOALTENDERS:
3/25/09	NYI 2 MIN 6	Danis/Backstrom	12/19/08	NYI 1 MIN 4	MacDonald/Backstrom

Records are based on W-L-P

\* P stands for games in which the Islanders earned a point via a tie, overtime loss or shootout loss

YEAR	OVERALL	HOME	ROAD	YEAR	OVERALL	HOME	ROAD
2000-01	0-2-0-0	0-1-0-0	0-1-0-0	2005-06	0-1-0	0-1-0	- - -
2001-02	1-1-0-0	1-0-0-0	0-1-0-0	2006-07	- - -	- - -	- - -
2002-03	1-0-0-0	- - - -	1-0-0-0	2007-08	0-0-1	- - -	0-0-1
2003-04	1-0-0-0	1-0-0-0	0-0-0-0	2008-09	0-2-0	0-1-0	0-1-0
2004-05	NHL	SEASON	LOCKOUT	TOTALS	3-6-1	2-3-0	1-3-1

#### HAT TRICKS

##### ISLANDERS (1)

Jason Blake ..... 3/19/04 at NYI

WILD (0)

#### SHUTOUTS

##### ISLANDERS (0)

WILD (0)

#### PENALTY SHOTS

##### ISLANDERS (1)

Brad Isbister vs. Dwayne Roloson ..... at MIN 2/10/02 Failed

WILD (0)





## NYI VS. MONTREAL CANADIENS

ALL-TIME: 50-71-15

LAST REGULATION WIN: 2/3/07, Islanders 4 at Canadiens 2

LAST REGULATION LOSS: 4/2/09, Islanders 1 vs. Canadiens 5

OT RECORD: 3-6-7 SO RECORD: 1-0

LAST OT: 3/12/09, Islanders 2 at Canadiens 3

LAST SO: 11/24/08, Islanders 4 at Canadiens 3

### 2008-09 SERIES 2-2-0

HOME:	SCORE:	GOALTENDERS:	ROAD:	SCORE:	GOALTENDERS:
11/1/08	NYI 4 MTL 5	Danis/Price	11/24/08	NYI 4 MTL 3 (SO)	MacDonald/Price
4/2/09	NYI 1 MTL 5	Danis/Halak	3/12/09	NYI 3 MTL 2 (OT)	Danis/Price

Records are based on W-L-P

\* P stands for games in which the Islanders earned a point via a tie, overtime loss or shootout loss

YEAR	OVERALL	HOME	ROAD	YEAR	OVERALL	HOME	ROAD
1972-73	0-5-0	0-3-0	0-2-0	1991-92	0-3-0	0-2-0	0-1-0
1973-74	1-4-1	1-1-1	0-3-0	1992-93	1-3-0	0-2-0	1-1-0
1974-75	2-0-2	1-0-1	1-0-1	1993-94	4-0-1	2-0-0	2-0-1
1975-76	1-2-1	1-1-0	0-1-1	1994-95	1-2-0	1-0-0	0-2-0
1976-77	0-4-0	0-2-0	0-2-0	1995-96	1-1-2	1-0-1	0-1-1
1977-78	0-4-0	0-2-0	0-2-0	1996-97	0-4-0	0-2-0	0-2-0
1978-79	3-1-0	2-0-0	1-1-0	1997-98	2-1-1	1-1-0	1-0-1
1979-80	3-0-1	2-0-0	1-0-1	1998-99	2-2-0	2-0-0	0-2-0
1980-81	2-1-1	1-0-1	1-1-0	1999-00	2-2-0-0	1-1-0-0	1-1-0-0
1981-82	2-1-0	1-1-0	1-0-0	2000-01	2-2-0-0	1-1-0-0	1-1-0-0
1982-83	1-0-2	1-0-0	0-0-2	2001-02	1-2-1-0	1-0-1-0	0-2-0-0
1983-84	3-0-0	2-0-0	1-0-0	2002-03	3-1-0-0	2-0-0-0	1-1-0-0
1984-85	1-2-0	1-0-0	0-2-0	2003-04	2-2-0-0	2-0-0-0	0-2-0-0
1985-86	1-2-0	1-1-0	0-1-0	2004-05	NHL	SEASON	LOCKOUT
1986-87	1-1-1	1-0-0	0-1-1	2005-06	1-3-0	1-1-0	0-2-0
1987-88	0-3-0	0-2-0	0-1-0	2006-07	2-2-0	1-1-0	1-1-0
1988-89	2-1-0	1-0-0	1-1-0	2007-08	0-4-0	0-2-0	0-2-0
1989-90	1-2-0	0-2-0	1-0-0	2008-09	2-2-0	0-2-0	2-0-0
1990-91	0-2-1	0-0-1	0-2-0	<b>TOTALS</b>	<b>50-71-15</b>	<b>32-30-6</b>	<b>18-41-9</b>

#### HAT TRICKS

##### ISLANDERS (6)

Ed Westfall	2/22/75	at MTL
Clark Gillies	2/27/79	vs. MTL
Mike Bossy	12/27/79	at MTL
Mike Bossy	10/28/80	vs. MTL
Mike Bossy	10/6/83	at MTL
Mike Bossy (4)	11/1/84	at MTL

##### CANADIENS (4)

Jacques Lemaire	10/24/72	vs. MTL
Peter Mahovlich	10/9/74	at MTL
Bobby Smith	2/21/87	vs. MTL
Brian Savage (4)	1/8/98	vs. MTL

#### SHUTOUTS

##### ISLANDERS (4)

Roland Melandson	2/19/83	vs. MTL
Bill Smith	3/27/84	vs. MTL
Tommy Soderstrom	10/20/95	vs. MTL
Tommy Salo	11/12/98	vs. MTL

##### CANADIENS (10)

Doug Soetaert	1/18/86	at MTL
Brian Hayward	3/16/87	at MTL
Patrick Roy	10/31/89	vs. MTL
Jose Theodore	1/19/00	at MTL
Jose Theodore	1/2/01	vs. MTL
Jose Theodore	1/10/02	at MTL
Jose Theodore	11/7/02	at MTL
Jose Theodore	10/23/03	at MTL
Cristobol Huet	3/28/06	at MTL
Jaroslav Halak	3/15/08	at MTL

#### PENALTY SHOTS

##### ISLANDERS (1)

Ryan Smyth vs. David Aebischer	at MTL 3/13/07	Scored
--------------------------------	----------------	--------

##### CANADIENS (0)



## NYI VS. NASHVILLE PREDATORS

ALL-TIME: 4-6-1

LAST REGULATION WIN: 10/15/02, Islanders 4 vs. Predators 3

LAST REGULATION LOSS: 12/20/08, Islanders 0 at Predators 1

OT RECORD (W-L-T): 1-0-0 SO RECORD: 0-1

LAST OT: 10/15/02, Islanders 4 vs. Predators 3

LAST SO: 10/16/06, Islanders 1 vs. Predators 2

### 2008-09 SERIES 0-1-0

HOME:	SCORE:	GOALTENDERS:	ROAD:	SCORE:	GOALTENDERS:
DNP AT COLISEUM			12/20/08	NYI 0 NSH 1	MacDonald/Rinne

Records are based on W-L-P

\* P stands for games in which the Islanders earned a point via a tie, overtime loss or shootout loss

YEAR	OVERALL	HOME	ROAD	YEAR	OVERALL	HOME	ROAD
1998-99	1-1-0	0-1-0	1-0-0	2004-05	NHL	SEASON	LOCKOUT
1999-00	0-2-0	0-1-0	0-1-0	2005-06	0-1-0	---	0-1-0
2000-01	1-0-0	1-0-0	---	2006-07	0-0-1	0-0-1	---
2001-02	1-0-0	---	1-0-0	2007-08	---	---	---
2002-03	1-1-0	1-0-0	0-1-0	2008-09	0-1-0	---	0-1-0
2003-04	0-1-0	---	0-1-0	<b>TOTALS</b>	<b>4-7-1</b>	<b>2-2-1</b>	<b>2-5-0</b>

#### HAT TRICKS

ISLANDERS (0)

PREDATORS (0)

#### SHUTOUTS

ISLANDERS (0)

PREDATORS (2)

Tomas Vokoun ..... 2/13/03 at NSH


Pekka Rinne ..... 12/20/08 at NSH

#### Penalty shots

ISLANDERS (1)

Brad Isbister vs. Tomas Vokoun ..... vs. NSH 10/15/02 Failed

PREDATORS (0)





# NYI VS. KANSAS CITY SCOUTS/COLORADO ROCKIES/ NEW JERSEY DEVILS

ALL-TIME: 108-64-27

LAST REGULATION WIN: 3/7/09, Islanders 7 vs. Devils 3

LAST REGULATION LOSS: 2/11/09, Islanders 2 at Devils 4

OT RECORD (W-L-T): 11-8-16 SO RECORD: 3-1

LAST OT: 4/1/08, Islanders 1 vs. Devils 2

LAST SO: 4/8/07, Islanders 3 at Devils 2

## 2008-09 SERIES 2-4-0

HOME:	SCORE:	GOALTENDERS:	ROAD:	SCORE:	GOALTENDERS:
1/17/09	NYI 1 N.J. 3	Danis/Clemmensen	10/10/08	NYI 1 N.J. 2	MacDonald/Brodeur
2/21/09	NYI 4 N.J. 0	Danis/Clemmensen	11/21/08	NYI 2 N.J. 5	MacDonald/Weekes
3/7/09	NYI 7 N.J. 3	MacDonald/Brodeur	2/11/09	NYI 2 N.J. 4	MacDonald/Weekes

Records are based on W-L-P

\* P stands for games in which the Islanders earned a point via a tie, overtime loss or shootout loss

YEAR	OVERALL	HOME	ROAD	YEAR	OVERALL	HOME	ROAD
1974-75	4-1-0	2-0-0	2-1-0	1992-93	5-2-0	2-1-0	3-1-0
1975-76	2-0-3	2-0-1	0-0-2	1993-94	2-3-0	2-1-0	0-2-0
1976-77	5-0-0	2-0-0	3-0-0	1994-95	1-1-2	1-0-1	0-1-1
1977-78	4-0-1	3-0-0	1-0-1	1995-96	1-4-0	1-1-0	0-3-0
1978-79	4-0-1	2-0-1	2-0-0	1996-97	2-3-0	2-1-0	0-2-0
1979-80	3-1-0	2-0-0	1-1-0	1997-98	2-4-0	1-2-0	1-2-0
1980-81	3-1-0	2-0-0	1-1-0	1998-99	2-3-0	0-3-0	2-0-0
1981-82	2-0-1	1-0-0	1-0-1	1999-00	2-3-0	1-1-0	1-2-0
1982-83	7-0-0	3-0-0	4-0-0	2000-01	1-2-2	1-1-1	0-1-1
1983-84	7-0-0	4-0-0	3-0-0	2001-02	2-2-1	1-1-0	1-1-1
1984-85	2-3-2	1-1-1	1-2-1	2002-03	0-4-1	0-2-1	0-2-0
1985-86	5-2-0	4-0-0	1-2-0	2003-04	3-2-1	2-1-0	1-1-1
1986-87	5-2-0	3-0-0	2-2-0	2004-05	NHL	SEASON	LOCKOUT
1987-88	4-3-0	4-0-0	0-3-0	2005-06	6-1-1	3-1-0	3-0-1
1988-89	4-1-2	2-0-1	2-1-1	2006-07	2-5-1	0-3-1	2-2-0
1989-90	1-4-2	1-1-2	0-3-0	2007-08	6-1-1	3-0-1	3-1-0
1990-91	4-1-2	2-1-0	2-0-2	2008-09	2-4-0	2-1-0	0-3-0
1991-92	3-1-3	1-1-2	2-0-1	<b>TOTALS</b>	<b>108-64-27</b>	<b>63-24-14</b>	<b>45-40-14</b>

### HAT TRICKS

#### ISLANDERS (13)

Jude Drouin	1/6/76	vs. K.C.
Bryan Trottier	11/21/78	at COL
Butch Goring	12/30/80	vs. COL
Mike Bossy	3/17/83	at N.J.
Mike Bossy	10/29/83	vs. N.J.
Greg Gilbert	2/25/84	vs. N.J.
Bob Bourne	3/13/84	at N.J.
Mike Bossy	2/15/86	vs. N.J.
Steve Thomas (4)	4/15/92	vs. N.J.
Pierre Turgeon	1/16/93	at N.J.
Pierre Turgeon	4/16/93	vs. N.J.
Mark Parrish	10/11/01	at N.J.
Sean Bergenheim	3/7/09	vs. N.J.

#### SCOUTS/ROCKIES/DEVILS (4)

John MacLean	12/9/88	at N.J.
Alexander Semak	10/16/93	vs. N.J.
Alexander Mogilny	1/4/01	at N.J.
Patrik Elias (4)	3/30/03	at N.J.

### SHOOTOUTS

#### ISLANDERS (6)

Glenn Resch	3/6/77	at COL
Bill Smith	2/22/87	at N.J.
Glenn Healy	4/15/92	vs. N.J.
John Vanbiesbrouck	12/1/00	at N.J.
Rick DiPietro	11/16/07	at N.J.
Yann Danis	2/21/09	vs. N.J.

#### ROCKIES/DEVILS (11)

Martin Brodeur/Mike Dunham	11/9/96	at N.J.
Martin Brodeur	1/21/00	at N.J.
Martin Brodeur	12/1/00	at N.J.
Martin Brodeur	1/15/03	at N.J.
Martin Brodeur	3/30/03	at N.J.
Martin Brodeur	10/28/03	vs. N.J.
Martin Brodeur	12/10/03	at N.J.
Martin Brodeur	1/24/06	vs. N.J.
Martin Brodeur	12/30/06	vs. N.J.
Martin Brodeur	2/8/07	at N.J.
Martin Brodeur	2/17/07	vs. N.J.

### PENALTY SHOTS

#### ISLANDERS (1)

Ddave Scatchard vs. Martin Brodeur	vs. N.J. 2/27/01	Failed
------------------------------------	------------------	--------

#### DEVILS/COLORADO ROCKIES (2)

Patrick Elias vs. John Vanbiesbrouck	at N.J. 12/1/00	Failed
Patrick Elias vs. Garth Snow	at N.J. 12/10/03	Failed







## NYI VS. NEW YORK RANGERS

ALL-TIME: 98-102-22

LAST REGULATION WIN: 11/4/08, Islanders 2 at Rangers 1

LAST REGULATION LOSS: 3/5/09, Islanders 2 vs. Rangers 4

OT RECORD (W-L-T): 6-8-17 SO RECORD: 1-1

LAST OT: 3/25/07, Islanders 1 vs. Rangers 2

LAST SO: 4/4/08, Islanders 4 at Rangers 3

### 2008-09 SERIES 1-5-0

HOME:	SCORE:	GOALTENDERS:	ROAD:	SCORE:	GOALTENDERS:
10/27/08	NYI 2 NYR 4	MacDonald/Lundqvist	11/4/08	NYI 2 NYR 1	MacDonald/Lundqvist
1/13/09	NYI 1 NYR 2	Danis/Lundqvist	12/29/08	NYI 4 NYR 5	MacDonald/Lundqvist
3/5/09	NYI 2 NYR 4	Danis/Lundqvist	1/18/09	NYI 1 NYR 3	Danis/Lundqvist

Records are based on W-L-P

\* P stands for games in which the Islanders earned a point via a tie, overtime loss or shootout loss

YEAR	OVERALL	HOME	ROAD	YEAR	OVERALL	HOME	ROAD
1972-73	0-6-0	0-3-0	0-3-0	1991-92	4-2-1	4-0-0	0-2-1
1973-74	1-4-0	1-1-0	0-3-0	1992-93	4-2-1	3-0-1	1-2-0
1974-75	2-3-1	1-2-0	1-1-1	1993-94	2-1-2	2-1-0	0-0-2
1975-76	4-2-0	2-1-0	2-1-0	1994-95	3-1-0	1-1-0	2-0-0
1976-77	4-1-1	2-0-1	2-1-0	1995-96	1-5-0	0-3-0	1-2-0
1977-78	4-2-0	3-0-0	1-2-0	1996-97	2-2-1	0-1-1	2-1-0
1978-79	5-3-0	3-1-0	2-2-0	1997-98	3-1-1	3-0-0	0-1-1
1979-80	2-2-0	2-0-0	0-2-0	1998-99	0-5-0	0-2-0	0-3-0
1980-81	2-2-0	2-0-0	0-2-0	1999-00	2-2-1	1-2-0	1-0-1
1981-82	6-2-0	4-0-0	2-2-0	2000-01	2-2-1	0-1-1	2-1-0
1982-83	4-3-0	2-1-0	2-2-0	2001-02	3-2-0	1-2-0	2-0-0
1983-84	3-4-0	3-1-0	0-3-0	2002-03	1-2-2	0-1-1	1-1-1
1984-85	4-3-0	3-0-0	1-3-0	2003-04	0-6-0	0-3-0	0-3-0
1985-86	3-3-1	2-2-0	1-1-1	2004-05	NHL	SEASON	LOCKOUT
1986-87	3-3-1	2-1-0	1-2-1	2005-06	3-5-0	1-3-0	2-2-0
1987-88	2-2-3	2-0-2	0-2-1	2006-07	5-1-2	2-1-1	3-0-1
1988-89	2-5-0	1-2-0	1-3-0	2007-08	5-3-0	2-2-0	3-1-0
1989-90	2-3-2	2-1-1	0-2-1	2008-09	1-5-0	0-3-0	1-2-0
1990-91	4-2-1	2-0-1	2-2-0	<b>TOTALS</b>	<b>98-102-22</b>	<b>59-42-10</b>	<b>39-60-12</b>

### HAT TRICKS

#### ISLANDERS (13)

Bryan Trottier	4/3/77	at NYR
Bryan Trottier (5)	12/23/78	vs. NYR
Mike Bossy	12/17/82	at NYR
Mike Bossy	11/17/84	vs. NYR
Mike Bossy	2/7/85	vs. NYR
Brent Sutter	12/20/86	vs. NYR
Brent Sutter	3/17/90	vs. NYR
Pierre Turgeon	2/20/92	vs. NYR
Steve Thomas	11/27/93	vs. NYR
Robert Reichel	11/26/97	vs. NYR
Alexei Yashin	1/30/02	at NYR
Viktor Kozlov (4)	12/3/06	at NYR
Jason Blake	12/19/06	at NYR

#### RANGERS (12)

Steve Vickers	2/6/74	at NYR
Don Maloney	2/4/81	at NYR
Mark Pavelich	11/21/82	at NYR
Tomas Sandstrom	12/31/86	at NYR
Tomas Sandstrom	3/4/87	at NYR
Adam Graves	2/14/92	at NYR
Adam Graves	2/2/94	at NYR
Mark Messier	2/8/97	vs. NYR
Radek Dvorak (4)	3/29/01	vs. NYR
Jaromir Jagr	10/20/05	vs. NYR
Martin Straka	3/29/06	vs. NYR
Brendan Shanahan	12/3/06	at NYR

### SHUTOUTS

#### ISLANDERS (5)

Bill Smith	12/17/75	at NYR
Mark Fitzpatrick	12/9/89	vs. NYR
Tommy Soderstrom	3/23/95	vs. NYR
T. Salo/W. Flaherty	4/4/98	vs. NYR
Rick DiPietro	12/26/06	vs. NYR

#### RANGERS (10)

Ed Giacomin	2/7/73	at NYR
Gilles Villemure	2/10/73	vs. NYR
Ed Giacomin	2/6/74	at NYR
Doug Soetaert	2/6/77	at NYR
Ed Mio	11/27/82	vs. NYR
J. Vanbiesbrouck	1/23/85	vs. NYR
J. Vanbiesbrouck	12/9/89	vs. NYR
Mike Dunham	1/21/03	vs. NYR
Mike Dunham	3/17/03	at NYR
Henrik Lundqvist	4/3/08	vs. NYR

### PENALTY SHOTS

#### ISLANDERS (1)

Claude Lapointe vs. Mike Richter	at NYR 10/22/98	Failed
----------------------------------	-----------------	--------

#### RANGERS (2)

Don Murdoch vs. Glenn Resch	vs. NYR 1/28/78	Failed
Martin Straka vs. Rick DiPietro	vs. NYR 2/2/06	Scored



## NYI VS. OTTAWA SENATORS

ALL-TIME: 15-36-12

LAST REGULATION WIN: 11/29/08, Islanders 4 vs. Senators 2

LAST REGULATION LOSS: 3/21/09, Islanders 2 at Senators 5

OT RECORD: 1-2-11 SO RECORD: 1-0

LAST OT: 1/15/04, Islanders 4 at Senators 4

LAST SO: 11/28/07, Islanders 3 vs. Senators 2

### 2008-09 SERIES 3-1-0

HOME:	SCORE:	GOALTENDERS:	ROAD:	SCORE:	GOALTENDERS:
11/15/08	NYI 3 OTT 2	MacDonald/Auld	11/13/08	NYI 3 OTT 1	MacDonald/Auld
11/29/08	NYI 4 OTT 2	MacDonald/Auld	3/21/09	NYI 2 OTT 5	Danis/Elliott

Records are based on W-L-P.

\* P stands for games in which the Islanders earned a point via a tie, overtime loss or shootout loss

YEAR	OVERALL	HOME	ROAD	YEAR	OVERALL	HOME	ROAD
1992-93	2-1-0	1-1-0	1-0-0	2001-02	0-3-1	0-1-1	0-2-0
1993-94	2-0-2	1-0-1	1-0-1	2002-03	1-2-1	0-1-1	1-1-0
1994-95	0-3-1	0-1-1	0-2-0	2003-04	2-1-1	2-0-0	0-1-1
1995-96	2-2-0	1-1-0	1-1-0	2004-05	NHL	SEASON	LOCKOUT
1996-97	0-2-2	0-1-1	0-1-1	2005-06	0-4-0	0-2-0	0-2-0
1997-98	0-3-1	0-2-0	0-1-1	2006-07	0-4-0	0-2-0	0-2-0
1998-99	0-4-0	0-2-0	0-2-0	2007-08	2-2-0	1-1-0	1-1-0
1999-00	1-0-3	0-0-2	1-0-1	2008-09	3-1-0	2-0-0	1-1-0
2000-01	0-4-0	0-2-0	0-2-0	<b>TOTALS</b>	<b>15-36-12</b>	<b>8-17-7</b>	<b>7-19-5</b>

#### HAT TRICKS

##### ISLANDERS (2)

Derek King ..... 10/23/93 vs. OTT  
 Pierre Turgeon ..... 11/17/93 at OTT

##### SENATORS (2)

Laurie Boschman ..... 4/10/93 vs. OTT  
 Sylvain Turgeon ..... 10/23/93 vs. OTT

#### SHUTOUTS

##### ISLANDERS (1)

Ron Hextall ..... 2/19/94 vs. OTT

##### SENATORS (4)

Patrick Lalime ..... 12/16/00 at OTT  
 Patrick Lalime ..... 1/1/04 at OTT  
 Dominik Hasek ..... 11/5/05 at OTT  
 Ray Emery ..... 12/27/06 at OTT

#### PENALTY SHOTS

##### ISLANDERS (1)

Dave Scatchard vs. Martin Prusek ..... vs. OTT 11/12/02 Failed

##### SENATORS (2)

Dany Heatley vs. Rick DiPietro ..... at OTT 11/5/05 Failed  
 Peter Schaefer vs. Garth Snow ..... at OTT 12/30/05 Failed



## NYI VS. PHILADELPHIA FLYERS

ALL-TIME: 88-106-29

LAST REGULATION WIN: 2/12/08, Islanders 4 vs. Flyers 3

LAST REGULATION LOSS: 4/11/09, Islanders 2 vs. Flyers 3

OT RECORD: 6-4-26 SO RECORD: 0-3

LAST OT: 10/30/08, Islanders 2 at Flyers 3

LAST SO: 3/28/09, Islanders 3, Flyers 4

### 2008-09 SERIES 0-4-2

HOME:	SCORE:	GOALTENDERS:	ROAD:	SCORE:	GOALTENDERS:
11/11/08	NYI 3 PHI 4	MacDonald/Biron	10/30/08	NYI 2 PHI 3 (OT)	MacDonald/Biron
3/28/09	NYI 3 PHI 4 (SO)	Danis/Biron	12/9/08	NYI 3 PHI 4 (SO)	MacDonald/Biron
4/11/09	NYI 2 PHI 3	Danis/Biron	2/14/09	NYI 1 PHI 5	Danis/Biron

Records are based on W-L-P

\* P stands for games in which the Islanders earned a point via a tie, overtime loss or shootout loss

YEAR	OVERALL	HOME	ROAD	YEAR	OVERALL	HOME	ROAD
1972-73	1-4-0	1-1-0	0-3-0	1991-92	3-3-1	3-0-1	0-3-0
1973-74	0-5-0	0-3-0	0-2-0	1992-93	7-2-0	5-0-0	2-2-0
1974-75	1-3-2	0-1-2	1-2-0	1993-94	3-2-0	2-0-0	1-2-0
1975-76	4-2-0	3-0-0	1-2-0	1994-95	2-2-0	1-1-0	1-1-0
1976-77	3-2-1	2-0-1	1-2-0	1995-96	1-4-1	0-2-1	1-2-0
1977-78	2-1-3	1-0-2	1-1-1	1996-97	3-1-1	2-0-1	1-1-1
1978-79	5-1-2	3-0-1	2-1-1	1997-98	2-3-0	2-0-0	0-3-0
1979-80	2-2-0	1-1-0	1-1-0	1998-99	2-1-2	2-0-1	0-1-1
1980-81	1-2-1	0-1-1	1-1-0	1999-00	1-3-1	0-2-0	1-1-1
1981-82	6-1-1	4-0-0	2-1-1	2000-01	1-4-0	1-2-0	0-2-0
1982-83	1-4-2	1-2-1	0-2-1	2001-02	4-1-0	1-1-0	3-0-0
1983-84	4-3-0	2-1-0	2-2-0	2002-03	1-3-1	0-3-0	1-0-1
1984-85	3-3-1	3-1-0	0-2-1	2003-04	2-3-1	1-1-1	1-2-0
1985-86	4-3-0	3-0-0	1-3-0	2004-05	NHL SEASON	LOCKOUT	
1986-87	3-4-0	1-3-0	2-1-0	2005-06	2-6-0	1-3-0	1-3-0
1987-88	3-3-1	1-2-0	2-1-1	2006-07	6-2-0	2-2-0	4-0-0
1988-89	1-5-1	1-2-1	0-3-0	2007-08	1-6-1	1-2-1	0-4-0
1989-90	1-4-2	1-1-1	0-3-1	2008-09	0-4-2	0-2-1	0-2-1
1990-91	2-4-1	2-2-0	0-2-1	<b>TOTALS</b>	<b>88-106-29</b>	<b>54-42-17</b>	<b>34-64-12</b>

### HAT TRICKS

#### ISLANDERS (11)

Bob Nystrom	12/30/75	vs. PHI
Bob Nystrom	1/10/77	vs. PHI
Mike Bossy (4)	4/7/79	vs. PHI
Bryan Trottier	1/7/82	at PHI
Bryan Trottier (5)	2/13/82	vs. PHI
Mats Hallin	3/19/83	vs. PHI
Mike Bossy	11/29/86	vs. PHI
Pat LaFontaine	10/27/90	vs. PHI
Zigmund Palffy	1/28/98	vs. PHI
Jason Blake	11/26/06	at PHI
Jason Blake	2/27/07	at PHI

#### FLYERS (12)

Rick MacLeish (4)	2/13/73	at PHI
Dave Poulin	1/21/84	at PHI
Ilkka Sinisalo	2/5/85	vs. PHI
Brian Propp	3/5/85	vs. PHI
Tim Kerr	12/18/86	at PHI
Dave Poulin	12/18/86	at PHI
Brian Propp	4/5/87	at PHI
Steve Duchense	12/19/91	at PHI
Josef Beranek	2/2/95	at PHI
Eric Lindros	12/11/97	at PHI
Mike Richards	2/8/06	vs. PHI
Scott Hartnell	1/19/08	vs. PHI

### SHUTOUTS

#### ISLANDERS (7)

Glenn Resch	10/23/75	vs. PHI
Glenn Resch	10/7/76	at PHI
Kelly Hrudey	10/15/87	at PHI
Ron Hexall	2/25/94	vs. PHI
Garth Snow	12/6/01	at PHI
Garth Snow	2/12/02	at PHI
Rick DiPietro	2/7/07	at PHI

#### FLYERS (12)

Bernie Parent	10/13/73	vs. PHI
Bernie Parent	12/16/73	at PHI
Bernie Parent	4/4/74	at PHI
Bob Froese	1/22/83	vs. PHI
Bob Froese	2/27/83	at PHI
Pelle Lindbergh	4/4/85	at PHI
Dominic Roussel	5/2/95	vs. PHI
Dominic Roussel	10/14/95	vs. PHI
Garth Snow	12/19/96	at PHI
John Vanbiesbrouck	1/7/99	at PHI
Roman Cechmanek	2/1/01	at PHI
Roman Cechmanek	1/9/03	vs. PHI

### PENALTY SHOTS

#### ISLANDERS (2)

Benoit Hogue vs. Ron Hextall	vs. PHI 1/24/95	Scored
Robert Nilsson vs. Antero Nittymaki	vs. PHI 3/4/06	Failed

#### FLYERS (2)

Rick MacLeish vs. Bill Smith	at PHI 3/20/78	Scored
Ron Sutter vs. Kelly Hrudey	at PHI 11/18/84	Failed





## NYI VS. WINNIPEG JETS/PHOENIX COYOTES

ALL-TIME: 30-22-12

LAST REGULATION WIN: 3/8/09, Islanders 3 vs. Coyotes 2

LAST REGULATION LOSS: 1/2/09, Islanders 4 at Coyotes 5

OT RECORD: 1-2-8

SO RECORD: - -

LAST OT: 3/25/02, Islanders 2 at Coyotes 2

LAST SO: No shootouts in team history

### 2008-09 SERIES 1-1-0

HOME:	SCORE:	GOALTENDERS:	ROAD:	SCORE:	GOALTENDERS:
3/8/09	NYI 3 PHX 2	Danis/Tordjman	1/2/09	NYI 4 PHX 5	DiPietro/Tellqvist

Records are based on W-L-P

\* P stands for games in which the Islanders earned a point via a tie, overtime loss or shootout loss

YEAR	OVERALL	HOME	ROAD	YEAR	OVERALL	HOME	ROAD
1979-80	2-0-2	1-0-1	1-0-1	1994-95	- - -	- - -	- - -
1980-81	3-0-1	1-0-1	2-0-0	1995-96	1-1-0	0-1-0	1-0-0
1981-82	2-1-0	1-0-0	1-1-0	1996-97	1-0-1	1-0-0	0-0-1
1982-83	1-1-1	1-0-1	0-1-0	1997-98	1-1-0	1-0-0	0-1-0
1983-84	1-2-0	0-1-0	1-1-0	1998-99	0-1-1	0-0-1	0-1-0
1984-85	2-1-0	1-1-0	1-0-0	1999-00	0-1-1	0-0-1	0-1-0
1985-86	2-0-1	0-0-1	2-0-0	2000-01	0-1-1	0-1-0	0-0-1
1986-87	1-1-1	1-0-1	0-1-0	2001-02	0-1-0	- - -	0-1-0
1987-88	2-1-0	1-0-0	1-1-0	2002-03	0-1-0	0-1-0	- - -
1988-89	2-1-0	1-1-0	1-0-0	2003-04	1-0-0	- - -	1-0-0
1989-90	2-1-0	0-1-0	2-0-0	2004-05	NHL	SEASON	LOCKOUT
1990-91	2-1-0	2-0-0	0-1-0	2005-06	- - -	- - -	- - -
1991-92	1-1-1	1-0-1	0-1-0	2006-07	0-1-0	- - -	0-1-0
1992-93	0-1-1	0-1-0	0-0-1	2007-08	1-0-0	1-0-0	- - -
1993-94	1-1-0	0-1-0	1-0-0	2008-09	1-1-0	1-0-0	0-1-0
TOTALS					30-22-12	15-9-8	15-13-4

#### HAT TRICKS

##### ISLANDERS (4)

Mike Bossy	12/14/80	at WPG
John Tonelli	12/18/84	vs. WPG
Randy Wood	1/19/90	at WPG
Zigmund Palffy	3/3/96	vs. WPG

##### JETS/COYOTES (2)

Dale Hawerchuk	1/26/89	vs. WPG
Alexei Zhamnov	11/9/93	vs. WPG

#### SHOOTOUTS

##### ISLANDERS (4)

Bill Smith	12/2/79	at WPG
Glenn Resch	2/12/80	vs. WPG
Bill Smith	3/20/88	at WPG
Tommy Salo	12/6/97	vs. PHX

##### JETS/COYOTES (2)

Markus Mattsson	2/12/80	vs. WPG
Sean Burke	3/9/00	at PHX

#### PENALTY SHOTS

##### ISLANDERS (2)

Anders Kallur vs. Pierre Hamel	at WPG 12/14/80	Failed
Brad Isbister vs. Sean Burke	vs. PHX 1/10/00	Scored

##### JETS/COYOTES (0)



## NYI VS. PITTSBURGH PENGUINS

ALL-TIME: 92-84-29

LAST REGULATION WIN: 3/24/08, Islanders 4 vs. Penguins 1

LAST REGULATION LOSS: 4/9/09, Islanders 1 at Penguins 6

OT RECORD: 7-7-10 SO RECORD: 5-1

LAST OT: 10/19/06, Islanders 3 vs. Penguins 4

LAST SO: 2/16/09, Islanders 3 vs. Penguins 2

### 2008-09 SERIES 1-4-1

HOME:	SCORE:	GOALTENDERS:	ROAD:	SCORE:	GOALTENDERS:
11/8/08	NYI 3 PIT 4 (SO)	MacDonald/Sabourin	12/11/08	NYI 2 PIT 9	MacDonald/Curry
11/26/08	NYI 3 PIT 5	MacDonald/Curry	2/25/09	NYI 0 PIT 1	Danis/Fleury
2/16/09	NYI 3 PIT 2 (SO)	MacDonald/Fleury	4/9/09	NYI 1 PIT 6	MacDonald/Garon

Records are based on W-L-P

\* P stands for games in which the Islanders earned a point via a tie, overtime loss or shootout loss

YEAR	OVERALL	HOME	ROAD	YEAR	OVERALL	HOME	ROAD
1972-73	0-4-1	0-2-0	0-2-1	1991-92	1-5-1	0-3-0	1-2-1
1973-74	1-2-2	1-2-0	0-0-2	1992-93	3-4-0	1-2-0	2-2-0
1974-75	2-2-0	2-0-0	0-2-0	1993-94	2-2-0	0-2-0	2-0-0
1975-76	2-1-1	1-0-1	1-1-0	1994-95	1-3-0	1-1-0	0-2-0
1976-77	2-2-0	1-1-0	1-1-0	1995-96	1-3-0	0-2-0	1-1-0
1977-78	2-1-1	2-0-0	0-1-1	1996-97	2-2-0	1-1-0	1-1-0
1978-79	1-0-3	0-0-2	1-0-1	1997-98	2-2-0	1-1-0	1-1-0
1979-80	0-1-3	0-1-1	0-0-2	1998-99	3-2-0	1-1-0	2-1-0
1980-81	1-2-1	1-0-1	0-2-0	1999-00	1-4-0	1-2-0	0-2-0
1981-82	6-2-0	4-0-0	2-2-0	2000-01	3-2-0	2-0-0	1-2-0
1982-83	5-2-0	3-1-0	2-1-0	2001-02	2-1-2	1-1-1	1-0-1
1983-84	6-1-0	2-1-0	4-0-0	2002-03	4-0-1	2-0-0	2-0-1
1984-85	5-2-0	4-0-0	1-2-0	2003-04	3-0-3	2-0-1	1-0-2
1985-86	5-1-1	3-0-0	2-1-1	2004-05	NHL SEASON	LOCKOUT	
1986-87	5-0-2	3-0-1	2-0-1	2005-06	4-3-1	2-2-0	2-1-1
1987-88	2-4-1	1-2-0	1-2-1	2006-07	4-3-1	3-0-1	1-3-0
1988-89	2-4-1	2-1-1	0-3-0	2007-08	3-5-0	2-2-0	1-3-0
1989-90	3-3-1	2-0-1	1-3-0	2008-09	1-4-1	1-1-1	0-3-0
1990-91	2-5-0	1-3-0	1-2-0	<b>TOTALS</b>	<b>92-84-29</b>	<b>54-35-12</b>	<b>38-49-16</b>

#### HAT TRICKS

##### ISLANDERS (11)

Mike Bossy (5)	1/13/81	vs. PIT
Butch Goring	10/14/82	vs. PIT
Bryan Trottier	11/11/83	at PIT
Pat LaFontaine	2/6/90	at PIT
Derek King	2/6/90	at PIT
Patrick Flatley	12/23/90	at PIT
Derek King	10/15/91	vs. PIT
Pierre Turgeon	2/20/93	vs. PIT
Zigmund Palffy	4/17/99	at PIT
Dave Scatchard	1/7/03	at PIT
Miroslav Satan	2/4/06	at PIT

##### PENGUINS (13)

Syl Apps	12/13/72	at PIT
Mike Bullard	12/26/84	at PIT
Mario Lemieux	11/10/89	at PIT
Mario Lemieux	10/15/91	vs. PIT
Bob Errey	10/17/91	at PIT
Joe Mullen (4)	12/23/91	vs. PIT
Mario Lemieux	10/26/95	vs. PIT
Ron Francis	12/29/97	at PIT
Jaromir Jagr	12/30/99	at PIT
Ryan Malone	12/15/06	at PIT
Ryan Malone	2/19/07	vs. PIT
Petr Sykora	12/11/08	at PIT
Pascal Dupuis	12/11/08	at PIT

#### SHUTOUTS

##### ISLANDERS (4)

Glenn Resch	3/2/80	at PIT
Bill Smith	10/14/82	vs. NYI
Kelly Hrudey	2/2/85	at PIT
Kelly Hrudey	1/9/86	vs. NYI

##### PENGUINS (7)

Denis Herron	10/17/72	vs. PIT
Jim Rutherford	2/20/73	vs. PIT
Rob Holland	3/2/80	at PIT
Tom Barrasso	11/3/92	at PIT
Peter Skudra	12/21/99	vs. PIT
Sabastien Caron	3/31/06	vs. PIT
Marc-Andre Fleury	2/25/09	at PIT

#### PENALTY SHOTS

##### ISLANDERS (6)

Ralph Stewart vs. Andy Brown	vs. PIT 3/5/74	Failed
Bob Bourne vs. Dennis Herron	vs. PIT 2/17/83	Failed
Alan Kerr vs. Pat Rigglin	at PIT 2/26/87	Failed
Tim Connolly vs. Jean-Sebastien Aubin	vs. PIT 3/21/00	Scored
Sean Bergenheim vs. Sebastien Caron	vs. PIT 3/31/06	Failed
Miroslav Satan vs. Marc-Andre Fleury	at PIT 4/17/06	Failed

##### PENGUINS (2)

Ross Lonsberry vs. Glenn Resch	vs. PIT 12/5/78	Failed
Mario Lemieux vs. Kelly Hrudey	vs. PIT 1/19/88	Scored
Evgeny Malkin vs. Rick DiPietro	vs. PIT 3/22/07	Failed



## NYI VS. ST. LOUIS BLUES

**ALL-TIME:** 46-30-22

**LAST REGULATION WIN:** 10/11/08, Islanders 5 vs. Blues 2

**LAST REGULATION LOSS:** 3/6/04, Islanders 2 vs. Blues 4

**OT RECORD:** 2-2-9

**SO RECORD:** - -

**LAST OT:** 3/1/07, Islanders 2 vs. Blues 3

**LAST SO:** No shootouts in team history

### 2008-09 SERIES 1-0-0

HOME:	SCORE:	GOALTENDERS:	ROAD:	SCORE:	GOALTENDERS:
10/11/08	NYI 5 STL 2	MacDonald/Mason	DNP AT ST. LOUIS		

Records are based on W-L-P

\* P stands for games in which the Islanders earned a point via a tie, overtime loss or shootout loss

YEAR	OVERALL	HOME	ROAD	YEAR	OVERALL	HOME	ROAD
1972-73	1-3-1	1-1-1	0-2-0	1991-92	0-2-1	0-1-1	0-1-0
1973-74	2-2-1	1-1-0	1-1-1	1992-93	1-2-0	0-1-0	1-1-0
1974-75	2-2-1	2-0-1	0-2-0	1993-94	1-0-1	1-0-0	0-0-1
1975-76	4-0-1	2-0-0	2-0-1	1994-95	- - -	- - -	- - -
1976-77	3-1-1	3-0-0	0-1-1	1995-96	0-2-0	0-1-0	0-1-0
1977-78	4-0-1	1-0-1	3-0-0	1996-97	0-1-1	0-1-0	0-0-1
1978-79	3-0-2	3-0-0	0-0-2	1997-98	1-0-1	1-0-0	0-0-1
1979-80	3-1-0	2-0-0	1-1-0	1998-99	1-0-1	0-0-1	1-0-0
1980-81	2-0-2	0-0-2	2-0-0	1999-00	0-1-0	0-1-0	- - -
1981-82	2-0-1	1-0-1	1-0-0	2000-01	1-0-0	- - -	1-0-0
1982-83	2-1-0	1-0-0	1-1-0	2001-02	1-0-0	1-0-0	- - -
1983-84	1-1-1	1-1-0	0-0-1	2002-03	1-1-0	0-1-0	1-0-0
1984-85	3-0-0	1-0-0	2-0-0	2003-04	0-1-1	0-1-0	0-0-1
1985-86	1-1-1	0-1-1	1-0-0	2004-05	NHL	SEASON	LOCKOUT
1986-87	1-1-1	0-0-1	1-1-0	2005-06	1-0-0	- - -	1-0-0
1987-88	2-0-1	1-0-1	1-0-0	2006-07	0-0-1	0-0-1	- - -
1988-89	1-2-0	1-0-0	0-2-0	2007-08	- - -	- - -	- - -
1989-90	1-2-0	1-1-0	0-1-0	2008-09	1-0-0	1-0-0	- - -
1990-91	0-3-0	0-1-0	0-2-0	<b>TOTALS</b>	<b>47-30-22</b>	<b>26-13-12</b>	<b>21-17-10</b>

### HAT TRICKS

#### ISLANDERS (8)

Ralph Stewart	12/22/73	at	STL
Garry Howatt	12/20/75	at	STL
Mike Bossy	12/7/78	vs.	STL
Mike Bossy	11/18/80	at	STL
Bryan Trottier	3/24/81	at	STL
Bryan Trottier	11/26/81	vs.	STL
Brent Sutter	1/29/84	at	STL
Ray Ferraro	12/10/91	vs.	STL

#### BLUES (5)

Pierre Plante	12/17/74	at	STL
Bernie Federko	11/29/83	at	STL
Brett Hull	12/10/91	vs.	STL
Brett Hull	12/21/91	at	STL
Geoff Courtnall	11/11/95	vs.	STL

### SHOOTOUTS

#### ISLANDERS (5)

Glenn Resch	2/25/75	vs.	STL
Glenn Resch	3/9/76	vs.	STL
Bill Smith	1/19/78	at	STL
Bill Smith	3/1/88	vs.	STL
Tommy Salo	10/17/88	at	STL

#### BLUES (6)

Wayne Stephenson	11/17/73	at	STL
Rick Heinz	3/8/83	at	STL
Greg Millen	3/25/86	vs.	STL
Greg Millen	12/1/88	at	STL
Greg Millen	2/11/89	at	STL
Vince Riendeau	3/28/91	at	STL

### PENALTY SHOTS

#### ISLANDERS (0)

#### BLUES (1)

Brett Hull vs. Glenn Healy	at STL 12/31/92	Failed
----------------------------	-----------------	--------



## NYI VS. SAN JOSE SHARKS

ALL-TIME: 12-11-3

LAST REGULATION WIN: 2/18/08, Islanders 3 vs. Sharks 2

LAST REGULATION LOSS: 1/3/09, Islanders 3 at Sharks 5

OT RECORD: 1-1-3

SO RECORD: --

LAST OT: 10/20/01, Islanders 2 vs. Sharks 2

LAST SO: No shootouts in team history

### 2008-09 SERIES 0-1-0

HOME:	SCORE:	GOALTENDERS:	ROAD:	SCORE:	GOALTENDERS:
DNP AT COLISEUM			1/3/09	NYI 3 S.J. 5	MacDonald/Nabokov

Records are based on W-L-P

\* P stands for games in which the Islanders earned a point via a tie, overtime loss or shootout loss

YEAR	OVERALL	HOME	ROAD	YEAR	OVERALL	HOME	ROAD
1991-92	2-1-0	2-0-0	0-1-0	2000-01	0-2-0	0-1-0	0-1-0
1992-93	2-0-0	1-0-0	1-0-0	2001-02	0-1-1	0-0-1	0-1-0
1993-94	1-1-0	1-0-0	0-1-0	2002-03	1-0-0	--	1-0-0
1994-95	--	--	--	2003-04	0-1-0	--	0-1-0
1995-96	2-0-0	1-0-0	1-0-0	2004-05	NHL	SEASON	LOCKOUT
1996-97	0-0-2	0-0-1	0-0-1	2005-06	--	--	--
1997-98	1-1-0	0-1-0	1-0-0	2006-07	0-1-0	--	0-1-0
1998-99	1-1-0	0-1-0	1-0-0	2007-08	1-0-0	1-0-0	--
1999-00	1-1-0	0-1-0	1-0-0	2008-09	0-1-0	--	0-1-0
<b>TOTALS</b>				<b>12-11-3</b>	<b>6-4-2</b>	<b>6-7-1</b>	

#### HAT TRICKS

##### ISLANDERS (2)

Patrick Flatley ..... 2/1/94 vs. S.J.

Zigmund Palffy ..... 10/16/97 at S.J.

##### SHARKS (0)

#### SHUTOUTS

##### ISLANDERS (3)

Glenn Healy ..... 3/16/93 at S.J.

Tommy Salo ..... 12/15/98 at S.J.

Garth Snow ..... 2/19/03 at S.J.

##### SHARKS (2)

Evgeni Nabokov ..... 11/11/00 vs. S.J.

Evgeni Nabokov ..... 10/7/06 at S.J.

#### PENALTY SHOTS

##### ISLANDERS (0)

##### SHARKS (0)





## NYI VS. TAMPA BAY LIGHTNING

ALL-TIME: 31-29-7

LAST REGULATION WIN: 4/4/09, Islanders 3 vs. Lightning 1

LAST REGULATION LOSS: 2/7/09, Islanders 0 at Lightning 1

OT RECORD: 2-8-3 SO RECORD: 0-1

LAST OT: 10/16/08, Islanders 4 at Lightning 3

LAST SO: 11/17/06, Islanders 2 at Lightning 3

### 2008-09 SERIES 3-1-0

HOME:	SCORE:	GOALTENDERS:	ROAD:	SCORE:	GOALTENDERS:
2/3/09	NYI 3 T.B. 1	Danis/Ramo	10/16/08	NYI 4 T.B. 3	MacDonald/Kolzig
4/4/09	NYI 3 T.B. 1	Danis/McKenna	2/7/09	NYI 0 T.B. 1	Danis/McKenna

Records are based on W-L-P

\* P stands for games in which the Islanders earned a point via a tie, overtime loss or shootout loss

YEAR	OVERALL	HOME	ROAD	YEAR	OVERALL	HOME	ROAD
1992-93	1-1-0	0-1-0	1-0-0	2001-02	4-0-0	2-0-0	2-0-0
1993-94	4-1-0	2-0-0	2-1-0	2002-03	2-2-0	1-1-0	1-1-0
1994-95	0-4-0	0-2-0	0-2-0	2003-04	3-1-0	2-0-0	1-1-0
1995-96	1-4-0	1-2-0	0-2-0	2004-05	NHL	SEASON	LOCKOUT
1996-97	1-4-1	0-3-0	1-1-1	2005-06	0-3-1	0-1-1	0-2-0
1997-98	5-0-0	2-0-0	3-0-0	2006-07	0-2-2	0-2-0	0-0-2
1998-99	1-2-1	0-1-1	1-1-0	2007-08	3-1-0	2-0-0	1-1-0
1999-00	2-2-0	2-0-0	0-2-0	2008-09	3-1-0	2-0-0	1-1-0
2000-01	1-1-2	1-1-0	0-0-2	<b>TOTALS</b>	<b>31-29-7</b>	<b>17-14-2</b>	<b>14-15-5</b>

#### HAT TRICKS

##### ISLANDERS (1)

Dave Scatchard ..... 2/11/03 vs. T.B.

##### LIGHTNING (2)

Doug Crossman ..... 11/7/92 vs. T.B.

Vincent Lecavalier ..... 3/11/08 vs. T.B.

#### SHOOTOUTS

##### ISLANDERS (11)

Ron Hextall ..... 4/13/94 at T.B.

Tommy Salo ..... 3/13/97 at T.B.

Wade Flaherty ..... 4/1/98 vs. T.B.

Wade Flaherty ..... 4/6/98 at T.B.

Wade Flaherty ..... 4/16/98 vs. T.B.

Tommy Salo ..... 10/14/98 at T.B.

Kevin Weekes ..... 1/22/00 vs. T.B.

Chris Osgood ..... 11/6/01 vs. T.B.

Rick DiPietro ..... 3/21/04 vs. T.B.

Rick DiPietro ..... 11/1/07 vs. T.B.

Rick DiPietro ..... 2/21/08 vs. T.B.

##### LIGHTNING (3)

Bill Ranford ..... 12/29/98 at T.B.

Kevin Weekes ..... 3/3/01 vs. T.B.

Mike McKenna ..... 2/7/09 at T.B.

#### PENALTY SHOTS

##### ISLANDERS (2)

Pierre Turgeon vs. Pat Jablonski ..... vs. T.B. 11/7/92 Scored

Robert Reichel vs. Zac Bierk ..... at T.B. 1/14/98 Scored

##### LIGHTNING (3)

Rob Zamuner vs. Tommy Salo ..... at T.B. 1/11/97 Scored

Dan Kesa vs. Roberto Luongo ..... at T.B. 1/13/00 Failed

Vincent Lecavalier vs. Garth Snow ..... vs. T.B. 1/2/06 Scored



## NYI VS. TORONTO MAPLE LEAFS

ALL-TIME: 60-53-11

OT RECORD: 4-4-2

SO RECORD: 3-1

LAST REGULATION WIN: 12/26/08, Islanders 4 vs. Maple Leafs 2

LAST OT: 3/10/09, Islanders 2 at Maple Leafs 3

LAST REGULATION LOSS: 12/8/08, Islanders 2 at Maple Leafs 4

LAST SO: 2/26/09, Islanders 4 vs. Maple Leafs 5

### 2008-09 SERIES 1-1-2

HOME:	SCORE:	GOALTENDERS:	ROAD:	SCORE:	GOALTENDERS:
12/26/08	NYI 4 TOR 1	DjPietro/Toskala	12/8/08	NYI 2 TOR 4	MacDonald/Toskala
2/26/09	NYI 4 TOR 5 (SO)	MacDonald/Toskala	3/10/09	NYI 2 TOR 3 (OT)	MacDonald/Gerber

Records are based on W-L-P

\* P stands for games in which the Islanders earned a point via a tie, overtime loss or shootout loss

YEAR	OVERALL	HOME	ROAD	YEAR	OVERALL	HOME	ROAD
1972-73	1-4-0	1-1-0	0-3-0	1991-92	2-1-0	0-1-0	2-0-0
1973-74	0-4-2	0-2-1	0-2-1	1992-93	1-1-0	0-1-0	1-0-0
1974-75	2-2-1	2-0-1	0-2-0	1993-94	1-1-0	1-0-0	0-1-0
1975-76	3-1-1	1-1-0	2-0-1	1994-95	- - -	- - -	- - -
1976-77	1-2-1	0-2-0	1-0-1	1995-96	1-1-0	1-0-0	0-1-0
1977-78	3-1-0	2-0-0	1-1-0	1996-97	0-2-0	0-1-0	0-1-0
1978-79	3-1-0	2-0-0	1-1-0	1997-98	1-1-0	1-0-0	0-1-0
1979-80	3-1-0	1-1-0	2-0-0	1998-99	1-3-0	0-2-0	1-1-0
1980-81	3-1-0	1-1-0	2-0-0	1999-00	1-3-0	0-2-0	1-1-0
1981-82	3-0-0	1-0-0	2-0-0	2000-01	1-3-0	1-1-0	0-2-0
1982-83	2-1-0	2-0-0	0-1-0	2001-02	3-0-1	2-0-0	1-0-1
1983-84	2-1-0	1-0-0	1-1-0	2002-03	1-2-1	1-1-0	0-1-1
1984-85	2-1-0	2-0-0	0-1-0	2003-04	2-2-0	2-0-0	0-2-0
1985-86	3-0-0	1-0-0	2-0-0	2004-05	NHL	SEASON	LOCKOUT
1986-87	2-1-0	2-0-0	0-1-0	2005-06	1-2-1	1-0-1	0-2-0
1987-88	0-3-0	0-1-0	0-2-0	2006-07	3-1-0	2-0-0	1-1-0
1988-89	1-2-0	0-2-0	1-0-0	2007-08	2-2-0	1-1-0	1-1-0
1989-90	3-0-0	1-0-0	2-0-0	2008-09	1-1-2	1-0-1	0-1-1
1990-91	1-1-1	1-0-1	0-1-0	<b>TOTALS</b>	<b>60-53-11</b>	<b>35-21-5</b>	<b>25-32-6</b>

#### HAT TRICKS

##### ISLANDERS (8)

Denis Potvin	10/14/78	at TOR
Bryan Trottier	3/15/79	vs. TOR
John Tonelli (5)	1/6/81	vs. TOR
Mike Bossy	3/4/82	vs. TOR
Denis Potvin	3/4/82	vs. TOR
Pat LaFontaine	3/3/84	at TOR
Patrick Flatley (4)	11/6/85	at TOR
Mike Bossy	3/20/86	at TOR

##### MAPLE LEAFS (2)

Paul Henderson	2/28/74	vs. TOR
Darryl Sittler	10/14/78	at TOR

#### SHUTOUTS

##### ISLANDERS (2)

Bill Smith	11/22/74	vs. TOR
Tommy Salo	10/4/97	vs. TOR

##### MAPLE LEAFS (2)

Marcel Cousineau	12/30/96	at TOR
Ed Belfour	1/20/04	at TOR

#### PENALTY SHOTS

##### ISLANDERS (1)

Brad Isbister vs. Glenn Healy	at TOR 10/11/00	Failed
-------------------------------	-----------------	--------

##### MAPLE LEAFS (1)

Mats Sundin vs. Garth Snow	at TOR 2/25/03	Failed
----------------------------	----------------	--------





## NYI VS. VANCOUVER CANUCKS

ALL-TIME: 48-35-14

LAST REGULATION WIN: 12/3/02, Islanders 2 vs. Canucks 1

LAST REGULATION LOSS: 3/11/03, Islanders 3 at Canucks 4

OT RECORD: 3-2-4 SO RECORD: 1-1

LAST OT: 2/3/04, Islanders 5 vs. Canucks 4

LAST SO: 11/17/08, Islanders 2 vs. Vancouver 1

### 2008-09 SERIES 1-0-0

HOME:	SCORE:	GOALTENDERS:	ROAD:	SCORE:	GOALTENDERS:
11/17/08	NYI 2 VAN 1 (SO)	MacDonald/Luong	DNP AT VANCOUVER		

Records are based on W-L-P

\* P stands for games in which the Islanders earned a point via a tie, overtime loss or shootout loss

YEAR	OVERALL	HOME	ROAD	YEAR	OVERALL	HOME	ROAD
1972-73	1-3-1	1-0-1	0-3-0	1991-92	2-1-0	1-0-0	1-1-0
1973-74	2-1-3	1-0-2	1-1-1	1992-93	1-1-0	0-1-0	1-0-0
1974-75	1-2-2	0-1-2	1-1-0	1993-94	0-2-0	0-1-0	0-1-0
1975-76	0-3-2	0-0-2	0-3-0	1994-95	---	---	---
1976-77	4-1-0	1-1-0	3-0-0	1995-96	0-2-0	0-1-0	0-1-0
1977-78	5-0-0	3-0-0	2-0-0	1996-97	1-1-0	1-0-0	0-1-0
1978-79	4-0-0	2-0-0	2-0-0	1997-98	0-2-0	0-1-0	0-1-0
1979-80	1-2-1	1-1-0	0-1-1	1998-99	1-0-1	0-0-1	1-0-0
1980-81	3-1-0	1-1-0	2-0-0	1999-00	0-0-1	0-0-1	---
1981-82	2-1-0	2-0-0	0-1-0	2000-01	0-1-0	---	0-1-0
1982-83	2-1-0	1-0-0	1-1-0	2001-02	1-0-0	1-0-0	---
1983-84	3-0-0	2-0-0	1-0-0	2002-03	1-1-0	1-0-0	0-1-0
1984-85	2-1-0	1-0-0	1-1-0	2003-04	1-0-0	1-0-0	---
1985-86	1-1-1	1-0-1	0-1-0	2004-05	NHL	SEASON	LOCKOUT
1986-87	1-2-0	0-1-0	1-1-0	2005-06	0-1-0	0-1-0	---
1987-88	3-0-0	2-0-0	1-0-0	2006-07	---	---	---
1988-89	2-1-0	1-0-0	1-1-0	2007-08	0-0-1	---	0-0-1
1989-90	2-1-0	1-1-0	1-0-0	2008-09	1-0-0	1-0-0	---
1990-91	0-2-1	0-1-0	0-1-1	<b>TOTALS</b>	<b>48-35-14</b>	<b>27-12-10</b>	<b>21-23-4</b>

#### HAT TRICKS

##### ISLANDERS (5)

Bob Cook	3/3/73	vs. VAN
Clark Gillies	11/19/76	at VAN
Mike Bossy	1/2/79	vs. VAN
Brent Sutter	10/23/84	vs. VAN
Pierre Turgeon	3/9/94	at VAN

##### CANUCKS (3)

Bobby Schmautz	12/30/72	at VAN
John Gould	2/21/75	vs. VAN
Todd Bertuzzi	1/14/06	vs. VAN

#### SHUTOUTS

##### ISLANDERS (4)

Glenn Resch	1/2/79	vs. VAN
Glenn Resch	1/8/80	vs. VAN
Billy Smith	2/11/86	vs. VAN
Glenn Healy	1/16/90	vs. VAN

##### CANUCKS (2)

Gary Smith	11/30/74	at VAN
Kirk McLean	11/10/91	at VAN

#### PENALTY SHOTS

##### ISLANDERS (0)

##### CANUCKS (3)

R. Sedlbauer vs. B. Smith	vs. VAN 11/19/77	Failed
R. Sedlbauer vs. G. Resch	vs. VAN 3/7/78	Failed
M. Naslund vs. C. Osgood	vs. VAN 3/21/02	Failed



## NYI VS. WASHINGTON CAPITALS

ALL-TIME: 81-80-17

LAST REGULATION WIN: 2/20/08, Islanders 3 at Capitals 2

LAST REGULATION LOSS: 4/1/09, Islanders 3 at Capitals 5

OT RECORD: 6-7-8

SO RECORD: 1-1

LAST OT: 12/16/08, Islanders 4 vs. Capitals 5

LAST SO: 2/20/08, Islanders 3 at Capitals 2

### 2008-09 SERIES 0-2-2

HOME:	SCORE:	GOALTENDERS:	ROAD:	SCORE:	GOALTENDERS:
12/16/08	NYI 4 WSH 5 (OT)	MacDonald/Johnson	12/4/08	NYI 2 WSH 5	MacDonald/Johnson
1/19/09	NYI 1 WSH 2	Danis/Theodore	4/1/09	NYI 3 WSH 5	MacDonald/Theodore

Records are based on W-L-P

\* P stands for games in which the Islanders earned a point via a tie, overtime loss or shootout loss

YEAR	OVERALL	HOME	ROAD	YEAR	OVERALL	HOME	ROAD
1974-75	4-0-0	2-0-0	2-0-0	1992-93	3-4-0	0-4-0	3-0-0
1975-76	4-0-0	2-0-0	2-0-0	1993-94	3-1-1	2-0-0	1-1-1
1976-77	1-0-3	1-0-1	0-0-2	1994-95	0-4-0	0-2-0	0-2-0
1977-78	4-0-0	2-0-0	2-0-0	1995-96	1-4-0	1-2-0	0-2-0
1978-79	3-1-0	2-0-0	1-1-0	1996-97	4-1-0	2-0-0	2-1-0
1979-80	2-2-0	2-0-0	0-2-0	1997-98	0-5-1	0-3-0	0-2-1
1980-81	4-0-0	2-0-0	2-0-0	1998-99	0-4-0	0-2-0	0-2-0
1981-82	7-0-1	4-0-0	3-0-1	1999-00	0-4-0	0-2-0	0-2-0
1982-83	4-2-1	3-1-0	1-1-1	2000-01	0-3-1	0-2-0	0-1-1
1983-84	4-3-0	2-1-0	2-2-0	2001-02	1-2-1	1-0-1	0-2-0
1984-85	3-4-0	2-2-0	1-2-0	2002-03	0-3-1	0-2-0	0-1-1
1985-86	3-4-0	1-2-0	2-2-0	2003-04	2-2-0	1-1-0	1-1-0
1986-87	2-3-2	2-2-0	0-1-2	2004-05	NHL	SEASON	LOCKOUT
1987-88	4-2-1	2-1-0	2-1-1	2005-06	3-1-0	2-0-0	1-1-0
1988-89	3-4-0	3-1-0	0-3-0	2006-07	3-0-1	2-0-0	1-0-1
1989-90	4-3-0	2-1-0	2-2-0	2007-08	3-1-0	1-1-0	2-0-0
1990-91	0-7-0	0-4-0	0-3-0	2008-09	0-2-2	0-0-2	0-2-0
1991-92	2-4-1	1-2-0	1-2-1	<b>TOTALS</b>	<b>81-80-17</b>	<b>47-38-4</b>	<b>34-42-13</b>

### HAT TRICKS

#### ISLANDERS (16)

Mike Bossy	2/4/78	vs. WSH
Denis Potvin	1/16/79	vs. WSH
Mike Bossy	1/17/81	vs. WSH
Brent Sutter	2/2/82	vs. WSH
Mike Bossy (4)	3/23/82	vs. WSH
Bryan Trottier	10/21/82	vs. WSH
Mike Bossy	2/10/83	vs. WSH
Bryan Trottier	1/24/86	at WSH
Pat LaFontaine	11/10/87	vs. WSH
Mikko Makela	12/4/87	vs. WSH
Mick Vukota	10/20/89	vs. WSH
Pierre Turgeon	11/30/91	vs. WSH
Derek King	1/1/92	at WSH
Travis Green	11/30/93	vs. WSH
Mariusz Czerkawski	11/27/01	vs. WSH
Bill Guerin	10/18/07	at WSH
<b>CAPITALS (5)</b>		
Ken Houston	10/21/82	vs. WSH
B. Gustafsson	12/23/83	at WSH
Peter Bondra (4)	2/3/96	at WSH
Peter Bondra	3/26/96	vs. WSH
Adam Oates	10/8/97	vs. WSH

### SHUTOUTS

#### ISLANDERS (11)

Bill Smith	10/20/74	at WSH
Glenn Resch	12/29/74	at WSH
Glenn Resch	2/22/76	at WSH
Glenn Resch	11/13/77	at WSH
Glenn Resch	1/14/78	at WSH
Ron Hextall	2/21/94	vs. WSH
Tommy Salo	11/29/96	at WSH
Tommy Salo	12/7/96	vs. WSH
Tommy Salo	3/2/97	at WSH
Rick DiPietro	3/23/04	at WSH
Rick DiPietro	4/8/06	at WSH
<b>CAPITALS (5)</b>		
Clint Malarchuk	2/27/88	vs. WSH
Mike Liut	3/20/90	at WSH
Don Beaupre	1/14/93	vs. WSH
Olaf Kolzig	11/24/00	at WSH
Olaf Kolzig	2/7/03	at WSH

### PENALTY SHOTS

#### ISLANDERS (3)

Clark Gillies vs. Bernie Wolfe	at WSH 11/13/77	Scored
Brent Sutter vs. Bob Mason	at WSH 12/26/86	Failed
Mariusz Czerkawski vs. Rick Tabaracci	at WSH 12/4/98	Failed

#### CAPITALS (2)

Hartland Monahan vs. Glenn Resch	at WSH 1/16/77	Scored
Michael Nylander vs. Rick DiPietro	vs. WSH 12/21/02	Failed

# 2008-09 NHL FINAL STANDINGS



## EASTERN CONFERENCE

### ATLANTIC DIVISION

TEAM	CONF. RANK	GP	W	L	OTL	PTS
New Jersey Devils	3	82	51	27	4	106
Pittsburgh Penguins	4	82	45	28	9	99
Philadelphia Flyers	5	82	44	27	11	99
New York Rangers	7	82	43	30	9	95
<b>NEW YORK ISLANDERS</b>	<b>15</b>	<b>82</b>	<b>26</b>	<b>47</b>	<b>9</b>	<b>61</b>

### NORTHEAST DIVISION

TEAM	CONF. RANK	GP	W	L	OTL	PTS
Boston Bruins	1	82	53	19	10	116
Montreal Canadiens	8	82	41	30	11	93
Buffalo Sabres	10	82	41	32	9	91
Ottawa Senators	11	82	36	35	11	83
Toronto Maple Leafs	12	82	34	35	13	81

### SOUTHEAST DIVISION

TEAM	CONF. RANK	GP	W	L	OTL	PTS
Washington Capitals	2	82	50	19	10	108
Carolina Hurricanes	6	82	45	30	7	97
Florida Panthers	9	82	41	30	11	93
Atlanta Thrashers	13	82	35	41	6	76
Tampa Bay Lightning	14	82	24	40	18	66

## WESTERN CONFERENCE

### CENTRAL DIVISION


TEAM	CONF. RANK	GP	W	L	OTL	PTS
Detroit Red Wings	2	82	51	21	10	112
Chicago Blackhawks	4	82	46	24	12	104
St. Louis Blues	6	82	41	31	10	92
Columbus Blue Jackets	7	82	41	31	10	92
Nashville Predators	10	82	40	34	8	88

### NORTHWEST DIVISION

TEAM	CONF. RANK	GP	W	L	OTL	PTS
Vancouver Canucks	3	82	45	27	10	100
Calgary Flames	5	82	46	30	6	98
Minnesota Wild	9	82	40	33	9	89
Edmonton Oilers	11	82	38	35	9	85
Colorado Avalanche	15	82	32	45	5	69

### PACIFIC DIVISION

TEAM	CONF. RANK	GP	W	L	OTL	PTS
San Jose Sharks	1	82	53	18	11	117
Anaheim Ducks	8	82	42	33	7	91
Dallas Stars	12	82	36	35	11	83
Phoenix Coyotes	13	82	36	39	7	79
Los Angeles Kings	14	82	34	37	11	79



IN THE PAST

IN THE PAST

## THIS DATE IN NYI HISTORY



The 1972-73 New York Islanders

- NOV. 8, 1971** The National Hockey League awards a franchise to Long Island, with the team to begin play in the 1972-73 season.
- FEB. 14, 1972** Bill Torrey, 38, an executive vice president with the Oakland Seals, is named the team's first General Manager.
- JUN. 7, 1972** Islanders select 21 players in the Expansion draft, including Ed Westfall, Gerry Hart and Bill Smith.
- JUN. 8, 1972** Billy Harris is taken first overall by the Islanders in the Amateur Draft. Lorne Henning is taken in the second round, Bobby Nystrom in the third.
- OCT. 7, 1972** Islanders lose their home opener and first game in franchise history, 3-2, to the Atlanta Flames. Ed Westfall scores the Islanders' first goal at 17:29 of the second period.
- OCT. 12, 1972** Islanders beat the Los Angeles Kings 3-2 at home for the franchise's first win. Billy Harris takes the first penalty shot in Islanders history and is unsuccessful.
- JAN. 18, 1973** In the highlight of the inaugural season, the Islanders defeat Bobby Orr, Phil Esposito and the Bruins, 9-7, at Boston Garden.
- JUN. 10, 1973** Al Arbour becomes the Islanders' head coach.
- JUN. 17, 1973** Denis Potvin is chosen first overall by the Islanders in the 1973 NHL Entry Draft.
- OCT. 27, 1973** Denis Potvin scores his first NHL goal as the Islanders defeat the NY Rangers for the first time, 3-2.
- JUN. 11, 1974** Denis Potvin is awarded the Calder Trophy as the NHL's top rookie.
- MAY 28, 1974** Islanders select Clark Gillies in the first round and Bryan Trottier in the second round of the NHL Entry Draft.
- APR. 4, 1975** The Rangers help the Islanders clinch their first-ever playoff berth by defeating Atlanta, 3-2, to eliminate the Flames from the final playoff spot in the Campbell Conference.
- APR. 11, 1975** The Islanders win their first playoff series, ousting the Rangers two games to one when J.P. Parise scores 11 seconds into overtime at Madison Square Garden to give the Isles a 4-3 win.
- APR. 26, 1975** The Islanders come back from a three games to none deficit to defeat the Pittsburgh Penguins 4-3 in the second round of the playoffs. Westfall scores with just over five minutes left in regulation and Resch makes 30 saves in the Isles' 1-0 victory, which made them the second team in NHL history (Toronto, 1942) to complete such a comeback.
- MAY 12, 1975** In the semifinals, the Islanders fall behind three games to none, to the Philadelphia Flyers, but rally once again to force another Game Seven with a 2-1 win at home. Gerry Hart's third period goal snapped a 1-1 tie to clinch the victory.



- MAY 14, 1975** Westfall presents Philadelphia icon Kate Smith with a bouquet of roses before her performance of "God Bless America," but the Flyers go on to win Game Seven, 4-1, to eliminate the Islanders in the Stanley Cup Semifinals. Al Arbour salutes his team's maturity by saying, "If I called a practice next week, every one of them would show up."
- OCT. 11, 1975** The Islanders win their home opener 7-0 over the Los Angeles Kings as rookie Bryan Trottier tallies three goals and two assists.
- JUN. 7, 1976** Denis Potvin is awarded the first of his three Norris Trophies as the NHL's top defenseman. He also wins in 1978 and 1979. Bryan Trottier wins the Calder Trophy.
- FEB. 3, 1977** Richie Hansen of Northport becomes the first Long Islander to score a goal for the Isles in the team's 6-3 win over the Rangers.
- APR. 17, 1977** For the third consecutive season, the Islanders advance to the Stanley Cup semifinals when they sweep the Buffalo Sabres in four straight games. They had defeated the Chicago Blackhawks in the preliminary round. They fall to the Canadiens once again in the semis four games to two. It is the third straight year that the Islanders fall to the eventual champions.
- JUN. 14, 1977** Islanders select Mike Bossy in the first round of the draft. Houston Aeros forward John Tonelli is selected in the second round out of the World Hockey Association.
- APR. 1, 1978** Bossy becomes the first Islander and first rookie in NHL history to score 50 goals in a season, in a 3-2 win against the Washington Capitals.
- APR. 8, 1978** The Islanders clinch their first Patrick Division and Campbell Conference championships with a 7-2 win over the Rangers at the Coliseum.
- JUN. 12, 1978** Bossy becomes the third Islander player in five years to win the Calder Trophy as the league's Rookie of the Year.
- DEC. 23, 1978** Trottier scores five goals and three assists against the Rangers in a 9-4 Islander victory.
- FEB. 19, 1979** Bossy scores his 100th career goal in his 129th game. It is the fastest 100 goals ever scored by a player in the NHL.
- APR. 8, 1979** Bossy scores his 69th goal of the season against the Rangers. It is the second-highest total in NHL history. The 5-2 win gives the Islanders the best overall record in the NHL at 51-15-14.
- MAY 8, 1979** The Rangers eliminate the Islanders in a classic semifinal, four games to two, with a 2-1 win at Madison Square Garden.
- JUN. 11, 1979** Bryan Trottier wins the Hart Trophy as league MVP.
- OCT. 11, 1979** Clark Gillies relinquishes the captaincy. Denis Potvin is named the new team captain.
- NOV. 28, 1979** Bill Smith is given credit for a goal in a 7-4 loss to the Colorado Rockies. He is the first NHL goaltender to be credited with a goal.
- MAR. 1, 1980** Ken Morrow joins the New York Islanders after helping Team USA to the Gold Medal in the 1980 Winter Olympics at Lake Placid.
- MAR. 10, 1980** The Islanders acquire Butch Goring from Los Angeles for Bill Harris and Dave Lewis.
- APR. 17, 1980** In a 5-4 Islanders win in overtime at Boston in Game Two of the second round of the play-offs, Clark Gillies and Terry O'Reilly fight twice in the first period. Later, Duane Sutter and Mike Milbury square off, starting a bench-clearing brawl. The game is seen as the Islanders put notice that they will not be intimidated.
- MAY 10, 1980** The Islanders advance to their first-ever Stanley Cup Final, defeating Buffalo in the semifinals four games to two.
- MAY 24, 1980** Bobby Nystrom scores at 7:11 of overtime against the Flyers as the Islanders win their first Stanley Cup. Trottier is named the winner of the Conn Smythe Trophy as playoff MVP.
- JAN. 24, 1981** Bossy becomes the second player in NHL history to record 50 goals in 50 games by scoring two goals in the Islanders' 7-4 win over Quebec.
- MAY 21, 1981** The Islanders win their second Stanley Cup, defeating the Minnesota North Stars four games to one. Butch Goring wins the Conn Smythe Trophy.
- FEB. 20, 1982** John Tonelli scores with 47 seconds left in the third period to give the Islanders a 3-2 victory over the Colorado Rockies. The Islanders establish a new NHL record with their 15th win in a row.



Butch Goring and Stefan Persson

- APR. 13, 1982** Tonelli's goal at 6:19 of overtime gives the Islanders a 4-3 victory in the fifth and deciding game of the Patrick Division semifinals against the Penguins. The Islanders trailed 3-1 in the third period before Mike McEwen scored at 14:33 and Tonelli followed with the tying goal at 17:39.
- MAY 13, 1982** Mike Bossy's acrobatic goal highlights a 3-0 victory in Game Three of the Stanley Cup Final against the Vancouver Canucks. After being knocked out of the crease by a defender, Bossy flips his body around and unleashes a backhand while in mid-air.
- MAY 16, 1982** The Islanders win their third Stanley Cup by sweeping Vancouver in four games. Bossy is selected as the Conn Smythe winner.
- JUN. 8, 1982** Bill Smith is awarded the Vezina Trophy as the league's best goaltender.
- FEB. 8, 1983** The 35th NHL All-Star Game is played at Nassau Coliseum. Wayne Gretzky scores four goals as the Campbell Conference wins, 9-3.
- MAY 17, 1983** The Islanders win their fourth consecutive Stanley Cup by sweeping the Edmonton Oilers in four games.
- APR. 10, 1984** Ken Morrow's goal at 8:56 of overtime gives the Islanders a 3-2 win in the fifth and deciding game of the Patrick Division semifinals against the Rangers. The Rangers had tied the game on a goal by Don Maloney with 39 seconds remaining in regulation.
- MAY 5, 1984** The Islanders complete their 19th consecutive playoff series triumph with a 4-1 victory over the Montreal Canadiens, winning the Wales Conference Final four games to two.
- MAY 19, 1984** The dynasty ends as Edmonton defeats the Islanders in the Stanley Cup Final, four games to one.
- JAN. 29, 1985** Bryan Trottier becomes the 20th NHL player to score 1,000 points.
- APR. 16, 1985** The Islanders become the first team in NHL history to overcome a 2-0 deficit in a best-of-five series, eliminating the Washington Capitals, 3-2.
- DEC. 20, 1985** Denis Potvin passes Bobby Orr, becoming the NHL's all-time leading point scorer among defensemen, assisting on a Mike Bossy goal against the Rangers at Madison Square Garden.

- JAN. 2, 1986** Mike Bossy scores his 500th career goal in his 647th NHL game, a 7-5 win over Boston.
- JAN. 24, 1986** Bossy scores his 1,000th NHL point as the Islanders beat the Washington Capitals, 7-5.
- JAN. 28, 1986** Denis Potvin surpasses Bobby Orr as the top goal-scoring defenseman in NHL history with his 271st NHL goal.
- APR. 18, 1987** Pat LaFontaine scores at 8:47 of quadruple overtime as the Islanders beat the Washington Capitals 4-3 in Game Seven of the Patrick Division semifinals. The game ends in the early hours of Sunday the 19th and is remembered as the "*Easter Epic*."
- JAN. 14, 1988** Denis Potvin becomes the first defenseman in NHL history to score 300 goals.
- MAR. 31, 1988** The Islanders clinch the Patrick Division title with a 39-31-10 record after a 7-3 win over the Washington Capitals at the Nassau Coliseum in what would eventually become Denis Potvin's final regular season game.
- DEC. 7, 1988** Terry Simpson is dismissed as Islanders coach. Al Arbour returns to the bench.
- FEB. 13, 1990** Bryan Trottier records his 500th NHL goal in a 4-2 loss to Calgary.
- FEB. 1, 1992** Denis Potvin's number 5 is retired.
- MAR. 3, 1992** Mike Bossy's number 22 is retired.
- FEB. 20, 1993** Billy Smith's number 31 is retired.
- APR. 2, 1993** Pierre Turgeon records his 50th goal of the season (in overtime) at Madison Square Garden.
- APR. 24, 1993** The Islanders win their third consecutive overtime game against the Washington Capitals, 4-3, in Game Four of the Patrick Division semifinals on a goal by Ray Ferraro in the second overtime. The win puts the Isles up three games to one in the best-of-seven series. It is Ferraro's second consecutive game-winner. Brian Mullen recorded the first overtime goal in Game Two, also in double overtime, in Washington.
- APR. 28, 1993** The Islanders eliminate the Washington Capitals, four games to two. After scoring an insurance goal in the third period, Turgeon is attacked from behind by Caps captain Dale Hunter, who later receives a 21-game suspension from NHL commissioner Gary Bettman.
- MAY 8, 1993** Tom Fitzgerald becomes the seventh player in NHL history to record two shorthanded goals in one playoff game, in Game Four of the Patrick Division Final. He is the first to record both goals on the same minor penalty.
- MAY 14, 1993** David Volek scores at 5:16 of overtime as the Islanders stun the two-time defending Stanley Cup Champions Pittsburgh Penguins four games to three in the Patrick Division Final.
- JUN. 1, 1994** Al Arbour announces his retirement as Islander coach and accepts the position of Vice-President of Hockey Operations. He leaves as the NHL's all-time leader in games coached (1,601) and is second on the all-time coaching victories (779), playoff games coached (209) and playoff victories (123) lists behind Scotty Bowman.
- APR. 1, 1995** Bob Nystrom's number 23 is retired.
- JUL. 5, 1995** Mike Milbury is named the sixth head coach in Islander history. Later in the year, he is named the third General Manager in team history on Dec. 12.
- DEC. 7, 1996** Clark Gillies' number 9 is retired.
- JAN. 25, 1997** A banner commemorating Al Arbour's 739 regular season wins is raised to the rafters.
- JUN. 19, 1997** Bryan Berard becomes the fourth Islander player to win the Calder Trophy.
- APR. 8, 1998** In a 3-2 win over the New Jersey Devils, Zigmund Palffy scores his 40th and 41st goals to become only the fourth player in franchise history to score 40+ goals in three straight seasons. (Mike Bossy, Bryan Trottier and Pat LaFontaine). That same night, the Islanders' franchise record shutout streak of 199:24 is snapped at 9:37 of the first period.
- JUN. 23, 2001** The Islanders acquire Alexei Yashin from the Ottawa Senators in exchange for Zdeno Chara, Bill Muckalt and their first Round (second overall) pick in the 2001 NHL Entry Draft.
- JUN. 24, 2001** The Islanders acquire Michael Peca from the Buffalo Sabres in exchange for Tim Connolly and Taylor Pyatt.
- SEP. 28, 2001** The Islanders acquire Chris Osgood from the Detroit Red Wings with the first overall pick in the Waiver Draft.

## THIS DATE IN NYI HISTORY (CONT.)

- OCT. 11, 2001** Peter Laviolette becomes the first coach in league history to start his NHL head coaching career with four straight road wins. The Islanders become the second team in history to start the season with a four-game road winning streak. The team posts a record of 9-0-1-1 in October, for the best start in team history.
- OCT. 20, 2001** Bryan Trottier's number 19 is retired.
- APR. 6, 2002** With a 5-4 win over the Washington Capitals at the Nassau Coliseum, the Islanders clinch their first playoff berth in eight seasons.
- APR. 14, 2002** In net for a season-closing victory over Philadelphia, Chris Osgood makes his 66th appearance of the season, setting a new franchise record. Osgood's 66 games surpasses Billy Smith's franchise record of 65 in a season, set in 1981-82.
- APR. 24, 2002** Shawn Bates scores on a penalty shot against Curtis Joseph in a Game Four win over the Toronto Maple Leafs. Bates is the second American-born player to score on a penalty shot in the playoffs, the 13th NHL player overall, and the first Islander to do so.
- JUN. 20, 2002** Michael Peca becomes the first Islander to win the Frank J. Selke Trophy, given to the League's top defensive forward.
- JAN. 11, 2003** Jason Blake records his first career hat trick, tallying three goals against the Atlanta Thrashers and marking the third Islander hat trick in five games. Blake joined Dave Scatchard, who had his first three-goal game January 7th, and Mark Parrish who accomplished the feat January 3rd. The three hat tricks in five games were the third-fastest in Islander history and the second fastest three hat tricks tallied at the Nassau Coliseum.
- JUL. 22, 2004** The Islanders purchase their American Hockey League affiliate, the Bridgeport Sound Tigers.
- OCT. 19, 2005** Rick DiPietro turns away all three Rangers shooters at Madison Square Garden and Miroslav Satan scored the Islanders' first-ever shootout goal for the franchise's first-ever shootout win.
- JUN. 6, 2006** Ted Nolan is named the thirteenth head coach in Islanders history and Bryan Trottier is formally introduced as the team's Executive Director of Player Development. Neil Smith is also named the team's General Manager.
- JUL. 18, 2006** Neil Smith is relieved of his position as General Manager. Garth Snow announces his retirement as a player and is hired as the general manager of the Islanders.
- SEP. 13, 2006** Rick DiPietro is signed to a 15-year contract, the longest in franchise history.
- MAR. 5, 2007** Rick DiPietro sets a career-high and new franchise record by making 56 saves in a 2-1 shootout loss to the New York Rangers at Madison Square Garden.
- MAR. 10, 2007** Rick DiPietro becomes the first goaltender in franchise history to win 30 or more games in multiple seasons with a 5-2 victory over the Washington Capitals.
- APR. 8, 2007** Already receiving help from other teams, the Islanders enter the regular season finale needing a victory over the New Jersey Devils to qualify for the playoffs, which they do, winning 3-2 in a shootout. Wade Dubielewicz makes the final save with a poke-check on Devils' forward Sergei Brylin to clinch the victory.
- JUL. 9, 2007** Bill Guerin is named the 11th captain in franchise history.
- NOV. 3, 2007** Al Arbour returns to coach the Islanders one final time. In his 1,500th game coached on the Islanders bench, Arbour and the Islanders complete a come-from-behind victory to defeat the Pittsburgh Penguins. Arbour also records his 740th victory as the Islanders coach. A banner commemorating his 1,500 games coached is raised to the rafters.
- JAN. 27, 2008** Rick DiPietro is selected to play in his first NHL All-Star Game and starts in net for the Eastern Conference, surrendering only one goal.
- AUG. 12, 2008** General Manager Garth Snow names Scott Gordon as the 14th head coach in franchise history.
- DEC. 26, 2008** Islanders Owner Charles Wang takes a Nassau County youth hockey team to Harbin, China to compete in the inaugural Project Hope Tournament.
- OCT. 11, 2008** Scott Gordon earns the first NHL win against the St. Louis Blues.

## AWARDS & HONORS

### STANLEY CUP

Winner of the NHL  
Championship  
1980, 1981, 1982, 1983

### CLARENCE S. CAMPBELL BOWL

Winner of the Campbell Conference  
Championship  
1978, 1979, 1981

### PRINCE OF WALES TROPHY

Winner of the Wales Conference  
Championship  
1982, 1983, 1984

### HART MEMORIAL TROPHY

"To the player adjudged to be the  
most valuable to his team"  
Bryan Trottier - 1979

### JAMES NORRIS MEMORIAL TROPHY

"To the defenseman who demonstrates the  
greatest all-around ability in the position"  
Denis Potvin - 1976, 1978, 1979

### FRANK J. SELKE TROPHY

"To the forward who best excels in the  
defensive aspects of the game"  
Michael Peca - 2002

### CALDER MEMORIAL TROPHY

"To the player selected as the most proficient  
in his first year of competition in the NHL"  
Denis Potvin - 1974  
Bryan Trottier - 1976  
Mike Bossy - 1978  
Bryan Berard - 1997

### ART ROSS TROPHY

"To the player who leads the league in scoring  
points at the end of the regular season"  
Bryan Trottier - 1979

### VEZINA TROPHY

"To the goalkeeper adjudged to be the best  
at his position" as voted by the general  
managers of each of the 30 clubs  
Bill Smith - 1982

### CONN SMYTHE TROPHY

An annual award "to the most  
valuable player in the playoffs"  
Bryan Trottier - 1980  
Butch Goring - 1981  
Mike Bossy - 1982  
Bill Smith - 1983

### BILL MASTERTON TROPHY

To the player who best exemplifies the qualities of  
perseverance, sportsmanship and dedication to hockey"  
Ed Westfall - 1977  
Mark Fitzpatrick - 1992

### LADY BYNG MEMORIAL TROPHY

"To the player adjudged to have exhibited the best  
type of sportsmanship and gentlemanly conduct  
combined with a high standard of playing ability"  
Mike Bossy - 1983, 1984, 1986  
Pierre Turgeon - 1993

### WILLIAM M. JENNINGS TROPHY

"To the goalkeeper(s) having played a  
minimum of 25 games for the team with  
the fewest goals scored against it"  
Bill Smith, Roland Melanson - 1983

### JACK ADAMS TROPHY

"To the NHL coach adjudged to have contributed  
the most to his team's success"  
Al Arbour - 1979

### KING CLANCY MEMORIAL TROPHY

"To the player who best exemplifies leadership  
qualities on an off the ice and has made a noteworthy  
humanitarian contribution in his community"  
Bryan Trottier - 1989

### NHL ALL-ROOKIE TEAM

(Instituted after 1982-83 Season)  
1989 - David Volek  
1993 - Vladimir Malakhov  
1997 - Bryan Berard  
2004 - Trent Hunter

### BOB NYSTROM AWARD

"To the Islander who best exemplifies  
leadership, hustle and dedication"  
1991 - Brent Sutter  
1992 - Ray Ferraro  
1993 - Benoit Hogue  
1994 - Steve Thomas  
1996 - Dan Plante  
1997 - Claude Lapointe  
1998 - Rich Pilon  
1999 - Claude Lapointe  
2000 - Claude Lapointe  
2001 - Dave Scatchard  
2002 - Steve Webb  
2003 - Jason Blake, Garth Snow  
2004 - Adrian Aucoin  
2006 - Kevin Colley  
2007 - Trent Hunter  
2008 - Richard Park  
2009 - Tim Jackman



Bryan Trottier

## NYI IN THE NHL ALL-STAR GAME

<b>1973</b> Ed Westfall	<b>1983</b> Mike Bossy, Dave Langevin, Denis Potvin, Bryan Trottier	<b>1994</b> Pierre Turgeon
<b>1974</b> Denis Potvin, Ed Westfall		<b>1996</b> Mathieu Schneider
<b>1975</b> Denis Potvin, Ed Westfall	<b>1984</b> Denis Potvin	<b>1997</b> Scott Lachance
<b>1976</b> Bill Harris, Denis Potvin, Glenn Resch, Bryan Trottier	<b>1985</b> Mike Bossy, Brent Sutter, John Tonelli, Bryan Trottier	<b>1998</b> Zigmund Palffy
<b>1977</b> Bob Nystrom, Denis Potvin, Glenn Resch	<b>1986</b> Mike Bossy, Bryan Trottier	<b>1999</b> Kenny Jonsson
<b>1978</b> Mike Bossy, Clark Gillies, Denis Potvin, Bill Smith, Bryan Trottier	<b>1988</b> Denis Potvin, Pat LaFontaine	<b>2000</b> Mariusz Czerkawski
<b>1980</b> Mike Bossy, Bryan Trottier	<b>1989</b> Pat LaFontaine	<b>2002</b> Alexei Yashin, Mark Parrish
<b>1981</b> Mike Bossy, Bob Bourne, Denis Potvin	<b>1990</b> Pat LaFontaine	<b>2003</b> Roman Hamrik
<b>1982</b> Mike Bossy, John Tonelli, Bryan Trottier	<b>1991</b> Pat LaFontaine	<b>2004</b> Adrian Aucoin
	<b>1992</b> Ray Ferraro	<b>2007</b> Jason Blake
	<b>1993</b> Pierre Turgeon	<b>2008</b> Rick DiPietro
		<b>2009</b> Mark Streit



## NYI IN THE HALL OF FAME

<b>MIKE BOSSY</b>	<b>1991</b>	<b>AL ARBOUR</b>	<b>1996</b>
<b>DENIS POTVIN</b>	<b>1991</b>	<b>BRYAN TROTTIER</b>	<b>1997</b>
<b>BILL SMITH</b>	<b>1993</b>	<b>CLARK GILLIES</b>	<b>2002</b>
<b>BILL TORREY</b>	<b>1995</b>	<b>PAT LAFONTAINE</b>	<b>2003</b>

# THE LEADERS

## OWNERS

ROY BOE	FEBRUARY 15, 1972	-	SPRING 1978
JOHN PICKETT	SPRING 1978	-	FEBRUARY 1992
ROBERT ROSENTHAL, STEVEN WALSH, JERRY GROSSMAN & RALPH PALLESCHI	FEBRUARY, 1992	-	JUNE 6, 2006
JOHN SPANO	JUNE 9, 1996	-	JULY 18, 1997
NEW YORK SPORTS VENTURES (ED MILSTEIN & STEVE GLUCKSTERN)	FEBRUARY 25, 1998	-	2000
CHARLES WANG	2000	-	PRESENT

## GENERAL MANAGERS

WILLIAM A. TORREY	FEBRUARY 15, 1972	-	AUGUST 17, 1992
DON MALONEY	AUGUST 17, 1992	-	DECEMBER 2, 1995
MIKE MILBURY	DECEMBER 12, 1995	-	JUNE 6, 2006
NEIL SMITH	JUNE 6, 2006	-	JULY 18, 2006
GARTH SNOW	JULY 18, 2006	-	PRESENT

## HEAD COACHES

PHIL GOYETTE	JUNE 20, 1972	-	JANUARY 29, 1973	6-38-4
EARL INGARFIELD	JANUARY 29, 1973	-	APRIL 1, 1973	6-22-2
AL ARBOUR	JUNE 10, 1973	-	MAY 28, 1986	552-317-169
TERRY SIMPSON	JUNE 18, 1986	-	DECEMBER 7, 1988	81-82-24
AL ARBOUR	DECEMBER 7, 1988	-	JUNE 1, 1994	187-220-54
LORNE HENNING	JUNE 20, 1994	-	MAY 3, 1995	15-28-5
MIKE MILBURY	JULY 5, 1995	-	JANUARY 24, 1997	36-73-19
RICK BOWNESS	JANUARY 24, 1997	-	MARCH 11, 1998	37-50-12
MIKE MILBURY	MARCH 11, 1998	-	JANUARY 21, 1999	21-38-5
BILL STEWART	JANUARY 21, 1999	-	APRIL 18, 1999	11-19-7
BUTCH GORING	APRIL 30, 1999	-	MARCH 4, 2001	24-89-14-4
LORNE HENNING	MARCH 4, 2001	-	APRIL 7, 2001	4-11-2-0
PETER LAVIOLETTE	MAY 23, 2001	-	JUNE 3, 2003	77-62-19-6
STEVE STIRLING	JUNE 3, 2003	-	JANUARY 12, 2006	56-51-11-6
BRAD SHAW	JANUARY 12, 2006	-	JUNE 6, 2006	18-18-4
TED NOLAN	JUNE 6, 2006	-	JULY 14, 2008	74-68-21
AL ARBOUR	NOVEMBER 2, 2007	-	NOVEMBER 3, 2007	1-0-0
SCOTT GORDON	AUGUST 12, 2008	-	PRESENT	26-47-9

## CAPTAINS

ED WESTFALL	OCTOBER 7, 1972	-	JANUARY 31, 1977
CLARK GILLIES	FEBRUARY 3, 1977	-	OCTOBER 11, 1979
DENIS POTVIN	OCTOBER 11, 1979	-	OCTOBER 8, 1987
BRENT SUTTER	OCTOBER 8, 1987	-	OCTOBER 25, 1991
PATRICK FLATLEY	OCTOBER 25, 1991	-	APRIL 13, 1996
BRYAN MCCABE	SEPTEMBER 9, 1997	-	FEBRUARY 6, 1998
TREVOR LINDEN	MARCH 3, 1998	-	MAY 29, 1999
KENNY JONSSON	SEPTEMBER 30, 1999	-	NOVEMBER 18, 2000
MICHAEL PECA	OCTOBER 3, 2001	-	AUGUST 3, 2005
ALEXEI YASHIN	SEPTEMBER 20, 2005	-	JUNE 6, 2007
BILL GUERIN	JULY 9, 2007	-	MARCH 4, 2009



## THE LAST TIME THE ISLANDERS...

HAD A WINNING STREAK OF FIVE OR MORE GAMES .....	2/12/08 vs. PHI - 2/21/08 vs. TBL (6 games, 6-0-0-0)
HAD A LOSING STREAK OF FIVE OR MORE GAMES .....	1/2/09 vs. PHX - 1/17/09 vs. NJ (7 games, 0-7-0)
SCORED 10 OR MORE GOALS IN A GAME .....	11/17/84 vs. NYR (W 10-4)
ALLOWED 10 OR MORE GOALS IN A GAME .....	2/25/81 at CGY (L 11-4)
RECORDED 50 OR MORE SHOTS IN A GAME .....	10/25/08 vs. CAR (60 in a 3-4 loss)
ALLOWED 50 OR MORE SHOTS IN A GAME .....	4/7/09 at CAR (57, in a 0-9 loss)
RECORDED 25 OR MORE SHOTS IN A PERIOD .....	3/2/08 at FLA (29 in a 0-1 loss)
ALLOWED 25 OR MORE SHOTS IN A PERIOD .....	10/12/93 at LA (26 in a 5-7 loss)
SCORED THREE OR MORE POWER PLAY GOALS IN A GAME .....	3/15/09 - 3 vs. TB (Nielsen, Streit - 2)
ALLOWED THREE OR MORE POWER PLAY GOALS IN A GAME .....	4/7/09 - 4 at CAR (Brind'Amour, Kaberle, Ruutu - 2)
RECORDED A HAT TRICK .....	3/7/09 vs. NJ (Bergenheim - 3 goals)
ALLOWED A HAT TRICK .....	4/7/09 at CAR (Staal - 3 goals)
SCORED TWO HAT TRICKS IN A GAME .....	2/6/90 at PIT (Derek King & Pat LaFontaine)
ALLOWED TWO HAT TRICKS IN A GAME .....	12/11/08 at PIT (Petr Sykora & Pascal DuPuis)
AN ISLANDER SCORED FOUR OR MORE GOALS IN A GAME .....	12/3/06 at NYR (Viktor Kozlov - 4 goals)
AN OPPONENT SCORED FOUR OR MORE GOALS IN A GAME .....	3/30/03 at NJD (Patrik Elias - 4 goals)
DID NOT RECEIVE A PENALTY IN A GAME .....	11/10/07 vs. NJ
AN OPPONENT DID NOT RECEIVE A PENALTY IN A GAME .....	11/17/06 at TB
RECORDED A SHUTOUT .....	3/27/09 at DET (MacDonald - 42 saves)
WERE SHUTOUT .....	2/25/09 at PIT (Fleury - 21 saves)
PLAYED A 0-0 TIE .....	2/24/04 vs BOS (Potvin - 33, DiPietro - 28 saves)
RECORDED CONSECUTIVE SHUTOUTS (2 OR MORE) .....	12/23/06 vs. CBJ, 12/26/06 vs. NYR (DiPietro both)
WERE SHUTOUT CONSECUTIVELY (2 OR MORE) .....	12/27/06 at OTT (Emery), 12/30/06 vs. NJD (Brodeur)
SCORED ON A PENALTY SHOT .....	3/13/07 at MTL (Smyth on Aebischer)
OPPONENT SCORED ON A PENALTY SHOT .....	2/14/09 at PHI (Gagne on Danis)
HAD AN UNSUCCESSFUL PENALTY SHOT .....	2/26/09 vs. TOR (Bergenheim on Toskala)
OPPONENT HAD AN UNSUCCESSFUL PENALTY SHOT .....	4/2/09 vs. MTL (Kostopoulos on Danis)
SCORED AN EMPTY-NET GOAL .....	3/7/09 vs. NJ (Bergenheim (SH), W 7-3)
ALLOWED AN EMPTY-NET GOAL .....	4/1/09 at WSH (Backstrom, L 3-5)
WON IN OVERTIME .....	3/12/09 at MTL (Okposo, W 3-2)
LOST IN OVERTIME .....	3/10/09 at TOR (Grabovski, L 2-3)
TIED A GAME .....	4/4/04 vs. PHI (3-3)
WON IN THE SHOOTOUT .....	2/16/09 vs. PIT (MacDonald/Tambellini, W 3-2)
LOST IN THE SHOOTOUT .....	3/28/09 vs. PHI (Biron/Richards, L 3-4)
SCORED A 3-ON-5 SHORTHANDED GOAL .....	4/4/08 at NYR (Richard Park)
PLAYED WITH LESS THAN 20 DRESSED PLAYERS .....	3/24/07 at PHI (19 total: F - 11, D - 6, G - 2)

# SEASON-BY-SEASON RECORD

SEASON	GP	W	L	T*	OTL <sup>^</sup>	PTS	GF	GA	DIVISION	CONFERENCE	LEAGUE	PLAYOFF RESULT
1972-73	78	12	60	6	-	30	170	347	8th East Div.	8th East Div.	16th Overall	Did Not Qualify
1973-74	78	19	41	18	-	56	182	247	8th East Div.	8th East Div.	15th Overall	Did Not Qualify
1974-75	80	33	25	22	-	88	264	221	3rd Patrick Div.	1-2nd Campbell	7th Overall	Lost Semi-Final
1975-76	80	42	21	17	-	101	297	190	2nd Patrick Div.	2nd Campbell	5th Overall	Lost Semi-Final
1976-77	80	47	21	12	-	106	288	193	2nd Patrick Div.	2nd Campbell	4th Overall	Lost Semi-Final
1977-78	80	48	17	15	-	111	334	210	1st Patrick Div.	1st Campbell	3rd Overall	Lost Qtr. Final
1978-79	80	51	15	14	-	116	358	214	1st Patrick Div.	1st Campbell	1st Overall	Lost Semi-Final
1979-80	80	39	28	13	-	91	281	247	2nd Patrick Div.	2nd Campbell	5th Overall	Won Stanley Cup
1980-81	80	48	18	14	-	110	355	260	1st Patrick Div.	1st Campbell	1st Overall	Won Stanley Cup
1981-82	80	54	16	10	-	118	385	250	1st Patrick Div.	1st Prince of Wales	1st Overall	Won Stanley Cup
1982-83	80	42	26	12	-	96	302	226	2nd Patrick Div.	4th Prince of Wales	6th Overall	Won Stanley Cup
1983-84	80	50	26	4	-	104	357	269	1st Patrick Div.	1st Prince of Wales	2nd Overall	Lost Final Round
1984-85	80	40	34	6	-	86	345	312	3rd Patrick Div.	6th Prince of Wales	9th Overall	Lost Div. Final
1985-86	80	39	29	12	-	90	327	284	3rd Patrick Div.	4th Prince of Wales	5th Overall	Lost Div. Semi-Final
1986-87	80	35	33	12	-	82	279	281	3rd Patrick Div.	6th Prince of Wales	9th Overall	Lost Div. Final
1987-88	80	39	31	10	-	88	308	267	1st Patrick Div.	3rd Prince of Wales	6th Overall	Lost Div. Semi-Final
1988-89	80	28	47	5	-	61	265	325	6th Patrick Div.	10th Prince of Wales	20th Overall	Did Not Qualify
1989-90	80	31	38	11	-	73	281	288	4th Patrick Div.	8th Prince of Wales	16th Overall	Lost Div. Semi-Final
1990-91	80	25	45	10	-	60	223	290	6th Patrick Div.	10th Prince of Wales	19th Overall	Did Not Qualify
1991-92	80	34	35	11	-	79	291	299	5th Patrick Div.	7th Prince of Wales	14th Overall	Did Not Qualify
1992-93	84	40	37	7	-	87	335	297	3rd Patrick Div.	6th Prince of Wales	13th Overall	Lost Conf. Final
1993-94	84	36	36	12	-	84	282	264	4th Atlantic Div.	8th East. Conf.	15th Overall	Lost Conf. Qtr. Final
1994-95	48	15	28	5	-	35	126	158	7th Atlantic Div.	13th East. Conf.	25th Overall	Did Not Qualify
1995-96	82	22	50	10	-	54	229	315	7th Atlantic Div.	12th East. Conf.	24th Overall	Did Not Qualify
1996-97	82	29	41	12	-	70	240	250	7th Atlantic Div.	12th East. Conf.	22nd Overall	Did Not Qualify
1997-98	82	30	41	11	-	71	212	225	4th Atlantic Div.	10th East. Conf.	19th Overall	Did Not Qualify
1998-99	82	24	48	10	-	58	194	244	5th Atlantic Div.	13th East. Conf.	25th Overall	Did Not Qualify
1999-00	82	24	49	9	1	58	194	275	5th Atlantic Div.	13th East. Conf.	26th Overall	Did Not Qualify
2000-01	82	21	51	7	3	52	185	268	5th Atlantic Div.	15th East. Conf.	30th Overall	Did Not Qualify
2001-02	82	42	28	8	4	96	239	220	2nd Atlantic Div.	5th East. Conf.	8th Overall	Lost Conf. Qtr. Final
2002-03	82	35	34	11	2	83	224	231	3rd Atlantic Div.	8th East. Conf.	16th Overall	Lost Conf. Qtr. Final
2003-04	82	38	29	11	4	91	237	210	3rd Atlantic Div.	8th East. Conf.	15th Overall	Lost Conf. Qtr. Final
2004-05	NO NHL SEASON DUE TO LOCKOUT											
2005-06	82	36	40	-	6	78	230	278	4th Atlantic Div.	12th East. Conf.	17th Overall	Did Not Qualify
2006-07	82	40	30	-	12	92	240	235	4th Atlantic Div.	8th East. Conf.	17th Overall	Lost Conf. Qtr. Final
2007-08	82	35	38	-	9	79	194	243	5th Atlantic Div.	13th East. Conf.	26th Overall	Did Not Qualify
2008-09	82	26	47	-	9	61	201	279	5th Atlantic Div.	15th East. Conf.	30th Overall	Did Not Qualify
<b>TOTAL</b>	<b>2878</b>	<b>1249</b>	<b>1232</b>	<b>347</b>	<b>50</b>	<b>2895</b>	<b>9462</b>	<b>9217</b>				

\* T - Ties were eliminated starting in the 2005-06 season. ^ OTL - Starting in the 1999-00 season, a team that loses a game in overtime earns one point. Starting in the 2005-06 season, a team that loses a game in the shootout earns one point in the OTL category.



Bryan Trottier

# SEASON-BY-SEASON RECORD (CONT.)

HOME									ROAD								
GP	W	L	T	OTL	PTS	GF	GA		GP	W	L	T	OTL	PTS	GF	GA	
1972-73	39	10	25	4	-	24	100	143	39	2	35	2	-	6	70	204	
1973-74	39	13	17	9	-	35	96	110	39	6	24	9	-	21	86	137	
1974-75	40	22	6	12	-	56	147	92	40	11	19	10	-	32	117	129	
1975-76	40	24	8	8	-	56	162	81	40	18	13	9	-	45	135	109	
1976-77	40	24	11	5	-	53	161	101	40	23	10	7	-	53	127	92	
1977-78	40	29	3	8	-	66	184	94	40	19	14	7	-	45	150	116	
1978-79	40	31	3	6	-	68	201	89	40	20	12	8	-	48	157	125	
1979-80	40	26	9	5	-	57	154	106	40	13	19	8	-	34	127	141	
1980-81	40	23	6	11	-	57	193	127	40	25	12	3	-	53	162	133	
1981-82	40	33	3	4	-	70	210	111	40	21	13	6	-	48	175	139	
1982-83	40	26	11	3	-	55	180	106	40	16	15	9	-	41	122	120	
1983-84	40	28	11	1	-	57	190	117	40	22	15	3	-	47	167	152	
1984-85	40	26	11	3	-	55	200	153	40	14	23	3	-	31	145	159	
1985-86	40	22	11	7	-	51	182	132	40	17	18	5	-	39	145	152	
1986-87	40	20	15	5	-	45	148	139	40	15	18	7	-	37	131	142	
1987-88	40	24	10	6	-	54	161	121	40	15	21	4	-	34	147	146	
1988-89	40	19	18	3	-	41	141	149	40	9	29	2	-	20	124	176	
1989-90	40	15	17	8	-	38	133	134	40	16	21	3	-	35	148	154	
1990-91	40	15	19	6	-	36	113	134	40	10	26	4	-	24	110	156	
1991-92	40	20	15	5	-	45	164	140	40	14	20	6	-	34	127	159	
1992-93	42	20	19	3	-	43	175	143	42	20	18	4	-	44	160	154	
1993-94	42	23	15	4	-	50	148	116	42	13	21	8	-	34	134	148	
1994-95	24	10	11	3	-	23	60	66	24	5	17	2	-	12	66	92	
1995-96	41	14	21	6	-	34	114	146	41	8	29	4	-	20	115	169	
1996-97	41	19	18	4	-	42	141	125	41	10	23	8	-	28	99	125	
1997-98	41	17	20	4	-	38	106	104	41	13	21	7	-	33	106	121	
1998-99	41	11	23	7	-	29	104	123	41	13	25	3	-	29	90	121	
1999-00	41	10	26	5	1	26	94	140	41	14	23	4	0	32	100	135	
2000-01	41	12	27	1	1	26	96	142	41	9	24	6	2	26	89	126	
2001-02	41	21	13	5	2	49	124	115	41	21	15	3	2	47	115	105	
2002-03	41	18	18	5	0	41	114	116	41	17	16	6	2	42	110	115	
2003-04	41	25	11	4	1	55	129	92	41	13	18	7	3	108	118	36	
2004-05	NO NHL SEASON DUE TO LOCKOUT								NO NHL SEASON DUE TO LOCKOUT								
2005-06	41	20	18	-	3	43	108	137	41	16	23	-	3	35	113	138	
2006-07	41	22	13	-	6	50	115	102	41	18	17	-	6	42	125	133	
2007-08	41	18	18	-	5	41	89	109	41	17	20	-	4	38	101	131	
2008-09	41	17	18	-	6	40	112	129	41	9	29	-	3	21	89	150	
<b>TOTAL</b>	<b>1440</b>	<b>737</b>	<b>517</b>	<b>170</b>	<b>25</b>	<b>1649</b>	<b>5049</b>	<b>4188</b>	<b>1440</b>	<b>522</b>	<b>716</b>	<b>177</b>	<b>25</b>	<b>1318</b>	<b>4402</b>	<b>4840</b>	

## GAMES POSTPONED (DUE TO WEATHER)

SCHEDULED	PLAYED	LOCATION	SCORE	REASON
Dec. 26, 1975	Feb. 6, 1976	Detroit	L 4-3	Snow
Feb. 7, 1978	Mar. 26, 1978	NYI (vs. Minn.)	W 6-3	Snow
Dec. 31, 1978	Jan. 22, 1979	Chicago	W 2-1	Snow
Jan. 21, 1979	Feb. 14, 1979	Buffalo	L 2-1	Snow
Mar. 13, 1993	Mar. 14, 1993	NYI (vs. Pitt.)	L 3-2	Snow

## SPECIAL TEAMS

POWER PLAY GOALS FOR			POWER PLAY GOALS AGAINST			SH GOALS	FOR	VS.
1972-73	28-258	10.8%	1972-73	63-261	75.9%	1972-73	2	13
1973-74	32-230	13.8%	1973-74	63-262	75.9%	1973-74	7	13
1974-75	51-272	18.8%	1974-75	55-340	83.8%	1974-75	11	7
1975-76	92-290	31.7%	1975-76	55-377	85.4%	1975-76	11	4
1976-77	56-240	23.3%	1976-77	47-278	83.1%	1976-77	16	3
1977-78	71-227	31.3%	1977-78	45-272	83.5%	1977-78	7	6
1978-79	81-260	31.2%	1978-79	57-287	80.1%	1978-79	7	4
1979-80	63-265	23.8%	1979-80	71-316	77.5%	1979-80	7	4
1980-81	93-317	29.3%	1980-81	76-368	79.3%	1980-81	19	6
1981-82	80-284	28.2%	1981-82	65-332	80.4%	1981-82	16	3
1982-83	69-268	25.7%	1982-83	55-331	83.4%	1982-83	10	3
1983-84	63-280	22.5%	1983-84	66-360	81.7%	1983-84	18	9
1984-85	71-277	25.6%	1984-85	68-383	82.2%	1984-85	14	7
1985-86	73-332	22.0%	1985-86	77-369	79.1%	1985-86	4	9
1986-87	84-337	24.9%	1986-87	83-375	77.9%	1986-87	8	8
1987-88	87-387	22.5%	1987-88	94-416	77.4%	1987-88	8	8
1988-89	85-378	22.5%	1988-89	103-390	73.6%	1988-89	4	7
1989-90	78-330	23.6%	1989-90	87-371	76.5%	1989-90	10	8
1990-91	51-317	16.1%	1990-91	78-353	77.9%	1990-91	9	12
1991-92	75-339	22.1%	1991-92	90-383	76.5%	1991-92	11	8
1992-93	90-416	21.6%	1992-93	77-375	79.5%	1992-93	12	8
1993-94	74-369	20.1%	1993-94	79-417	81.1%	1993-94	15	9
1994-95	28-178	15.7%	1994-95	46-213	78.4%	1994-95	4	11
1995-96	70-372	18.8%	1995-96	90-414	78.3%	1995-96	8	15
1996-97	48-346	13.9%	1996-97	53-319	83.4%	1996-97	14	9
1997-98	61-364	16.8%	1997-98	54-384	85.9%	1997-98	11	16
1998-99	54-341	15.8%	1998-99	60-363	83.5%	1998-99	8	7
1999-00	45-320	14.1%	1999-00	84-420	80.0%	1999-00	8	8
2000-01	51-386	13.2%	2000-01	79-445	82.2%	2000-01	9	14
2001-02	59-363	16.3%	2001-02	52-366	85.8%	2001-02	17	10
2002-03	58-384	15.1%	2002-03	67-405	83.5%	2002-03	12	5
2003-04	54-323	16.7%	2003-04	52-359	85.5%	2003-04	11	5
2004-05	NO NHL SEASON DUE TO LOCKOUT							
2005-06	76-450	16.9%	2005-06	99-476	79.2%	2005-06	5	15
2006-07	63-348	18.1%	2006-07	79-433	81.8%	2006-07	7	9
2007-08	48-330	14.6%	2007-08	68-375	81.9%	2007-08	10	15
2008-09	54-320	16.9%	2008-09	65-341	80.9%	2008-09	12	5
<b>TOTAL</b>	<b>2,316-11,198</b>	<b>20.7%</b>	<b>TOTAL</b>	<b>2,520-12,929</b>	<b>80.5%</b>	<b>TOTAL</b>	<b>379</b>	<b>313</b>

## 100-POINT SEASONS

PLAYER	YEAR	GP	G	A	PTS	PIM
Mike Bossy	1981-82	80	64	83	147	22
Bryan Trottier	1978-79	76	47	87	134	50
Pierre Turgeon	1992-93	83	58	74	132	26
Bryan Trottier	1981-82	80	50	79	129	88
Mike Bossy	1978-79	80	69	57	126	25
Mike Bossy	1985-86	80	61	62	123	14
Bryan Trottier	1977-78	77	46	77	123	46
Mike Bossy	1980-81	79	68	51	119	32
Mike Bossy	1982-83	79	60	58	118	20
Mike Bossy	1983-84	67	51	67	118	8
Mike Bossy	1984-85	76	58	59	117	38
Bryan Trottier	1983-84	68	40	71	111	59
Pat LaFontaine	1989-90	74	54	51	105	38
Bryan Trottier	1979-80	78	42	62	104	68
Bryan Trottier	1980-81	73	31	72	103	74
Brent Sutter	1984-85	72	42	60	102	51
Denis Potvin	1978-79	73	31	70	101	58
John Tonelli	1984-85	80	42	58	100	95

## PENALTY MINUTES, SHUTOUTS, SHOTS STATS


TEAM	PIMS	AVG/GAME	TEAM	SO FOR	AGAINST	TEAM	SHOTS FOR	AGAINST
1972-73	881	11.3	1972-73	0	11	1972-73	1952	2690
1973-74	1075	13.8	1973-74	0	8	1973-74	1959	2348
1974-75	1118	14.0	1974-75	6	1	1974-75	2364	2351
1975-76	1277	16.0	1975-76	10	0	1975-76	2438	2286
1976-77	1012	12.7	1976-77	6	4	1976-77	2361	2276
1977-78	938	11.7	1977-78	6	1	1977-78	2490	2183
1978-79	1077	13.5	1978-79	3	0	1978-79	2300	2309
1979-80	1298	16.2	1979-80	5	3	1979-80	2219	2396
1980-81	1442	18.0	1980-81	5	0	1980-81	2417	2418
1981-82	1328	16.6	1981-82	0	1	1981-82	2426	2373
1982-83	1266	15.8	1982-83	2	6	1982-83	2364	2335
1983-84	1157	14.5	1983-84	2	2	1983-84	2458	2701
1984-85	1516	18.9	1984-85	2	1	1984-85	2415	2591
1985-86	1348	16.8	1985-86	2	3	1985-86	2352	2658
1986-87	1831	22.9	1986-87	1	1	1986-87	2480	2226
1987-88	1734	21.7	1987-88	5	1	1987-88	2417	2529
1988-89	1817	22.8	1988-89	0	3	1988-89	2429	2463
1989-90	1777	22.2	1989-90	5	3	1989-90	2359	2682
1990-91	1723	21.5	1990-91	0	4	1990-91	2168	2495
1991-92	1713	21.4	1991-92	1	1	1991-92	2226	2630
1992-93	1701	20.3	1992-93	1	3	1992-93	2616	2470
1993-94	1787	21.3	1993-94	5	3	1993-94	2511	2561
1994-95	901	18.8	1994-95	1	1	1994-95	1357	1448
1995-96	1669	20.4	1995-96	3	1	1995-96	2310	2627
1996-97	1640	20.0	1996-97	5	5	1996-97	2188	2481
1997-98	1646	20.1	1997-98	8	2	1997-98	2119	2358
1998-99	1111	13.5	1998-99	5	5	1998-99	2157	2331
1999-00	1376	16.8	1999-00	3	9	1999-00	2147	2742
2000-01	1325	16.2	2000-01	2	10	2000-01	2257	2378
2001-02	1255	15.3	2001-02	6	4	2001-02	2319	2285
2002-03	1244	15.2	2002-03	3	8	2002-03	2427	2318
2003-04	1168	14.2	2003-04	6	8	2003-04	2341	2244
2004-05			NO NHL SEASON DUE TO LOCKOUT					
2005-06	1526	18.6	2005-06	1	5	2005-06	2481	2549
2006-07	1062	13.0	2006-07	5	6	2006-07	2459	2672
2007-08	1023	12.7	2007-08	3	7	2007-08	2435	2248
2008-09	1198	14.8	2008-09	3	5	2008-09	2372	2751
<b>TOTALS</b>	<b>47762</b>	<b>17.1</b>	<b>TOTALS</b>	<b>118</b>	<b>231</b>	<b>TOTALS</b>	<b>80,718</b>	<b>84,892</b>

## 50-GOAL SEASONS

PLAYER	YEAR	G
Mike Bossy	1978-79	69
Mike Bossy	1980-81	68
Mike Bossy	1981-82	64
Mike Bossy	1985-86	61
Mike Bossy	1982-83	60
Pierre Turgeon	1992-93	58
Mike Bossy	1984-85	58
Pat LaFontaine	1989-90	54
Mike Bossy	1977-78	53
Mike Bossy	1983-84	51
Mike Bossy	1979-80	51
Bryan Trottier	1981-82	50

# SEASON LEADERS

	GOALS		ASSISTS		POINTS		PIM	
1972-73	Harris	28	Westfall	31	Harris	50	Hart	158
1973-74	Harris/Stewart	23	D. Potvin	37	D. Potvin	54	Howatt	204
1974-75	Nystrom	27	D. Potvin	55	D. Potvin	76	Hart	143
1975-76	Gillies	34	D. Potvin	67	D. Potvin	98	Howatt	197
1976-77	Gillies	33	D. Potvin	55	D. Potvin	80	Howatt	182
1977-78	Bossy	53	Trottier	77	Trottier	123	Howatt	146
1978-79	Bossy	69	Trottier	87	Trottier	134	Howatt	205
1979-80	Bossy	51	Trottier	62	Trottier	104	Howatt	219
1980-81	Bossy	68	Trottier	72	Bossy	119	Howatt	174
1981-82	Bossy	64	Bossy	83	Bossy	147	B. Sutter	114
1982-83	Bossy	60	Bossy	58	Bossy	118	B. Sutter	128
1983-84	Bossy	51	Trottier	71	Bossy	118	D. Sutter	94
1984-85	Bossy	58	B. Sutter	60	Bossy	117	D. Sutter	172
1985-86	Bossy	61	Bossy	62	Bossy	123	D. Sutter	157
1986-87	Bossy/LaFontaine	38	Trottier	64	Trottier	87	Curran	356
1987-88	LaFontaine	47	Trottier	52	LaFontaine	92	Kerr	198
1988-89	LaFontaine	45	LaFontaine	43	LaFontaine	88	Pilon	242
1989-90	LaFontaine	54	LaFontaine	51	LaFontaine	105	Vukota	290
1990-91	LaFontaine	41	LaFontaine	44	LaFontaine	85	Baumgartner	282
1991-92	Ferraro/King	40	Turgeon	55	Turgeon	95	Vukota	293
1992-93	Turgeon	58	Turgeon	74	Turgeon	132	Vukota	216
1993-94	Thomas	42	Turgeon	56	Turgeon	94	Vukota	237
1994-95	Ferraro	22	Ferraro	21	Ferraro	43	Vukota	109
1995-96	Palffy	43	Green	45	Palffy	87	Severyn	180
1996-97	Palffy	48	Palffy	42	Palffy	90	Pilon	179
1997-98	Palffy	45	Palffy	42	Palffy	87	Pilon	291
1998-99	Palffy	22	Linden	29	Palffy	50	Odjick	133
1999-00	Czerkawski	35	Czerkawski	35	Czerkawski	70	Cairns	196
2000-01	Czerkawski	30	Czerkawski	32	Czerkawski	62	Chara	157
2001-02	Yashin	32	Yashin	43	Yashin	75	Cairns	176
2002-03	Scatchard	27	Yashin	39	Yashin	65	Cairns	124
2003-04	Czerkawski/Hunter	25	Kvasha	36	Hunter/Kvasha	51	Cairns	189
2004-05	NO NHL SEASON DUE TO LOCKOUT							
2005-06	Satan	32	York	39	Satan/Yashin	66	Erskine	161
2006-07	Blake	40	Poti	38	Blake	69	Witt	131
2007-08	Guerin	23	Hunter	29	Comrie	49	Comrie	87
2008-09	Okposo	18	Streit	40	Streit	56	Jackman	155



# SEASON LEADERS (CONT.)



Denis Potvin

	PPG		SHG		GWG		GTG	
1972-73	Harris	6	Gagnon/Crisp	1	3 tied with	2	6 tied with	1
1973-74	D. Potvin/Westfall	6	Stewart	5	Nystrom	5	3 tied with	3
1974-75	Gillies	8	Henning	4	Harris	5	Gillies/Howatt	3
1975-76	D. Potvin	18	Henning	4	Gillies	6	Trottier	3
1976-77	Gillies	12	Henning	6	Parise	7	4 tied with	2
1977-78	Bossy	25	Henning/Trottier	2	Bourne	8	Bossy/Gilles	2
1978-79	Bossy	27	D. Potvin	3	Bossy	9	Bossy/Trottier	2
1979-80	Bossy	16	Kallur	4	Bossy	8	3 tied with	2
1980-81	Bossy	28	Bourne	7	Bossy	10	Kallur	4
1981-82	Trottier	18	Goring	5	Trottier	10	3 tied with	2
1982-83	Bossy	19	Goring	5	Bossy	8	Bossy	3
1983-84	Potvin	11	Goring	5	Bossy	11	Bourne	2
1984-85	Bossy	14	Trottier	5	Bossy	7	Tonelli	2
1985-86	Bossy	21	4 tied with	1	Bossy	9	Bossy/B. Sutter	2
1986-87	LaFontaine	19	B. Sutter	3	B. Sutter	8	Makela	2
1987-88	LaFontaine/Trotier	15	Makela/B. Sutter	2	LaFontaine	7	LaFontaine	2
1988-89	B. Sutter	17	B. Sutter	2	Volek	7	Wood	1
1989-90	B. Sutter	17	B. Sutter/McDonough	3	LaFontaine	8	Crossman/Nylund	2
1990-91	LaFontaine	12	B. Sutter/LaFontaine	2	LaFontaine	5	5 tied with	1
1991-92	King	21	DiMaio/Fitzgerald	2	King/Turgeon	6	Ferraro/King	2
1992-93	Turgeon	24	Fitzgerald/Hogue	3	Turgeon	10	Turgeon	2
1993-94	Thomas	17	Hogue/McInnis	5	King	7	Ferraro	3
1994-95	King	7	Turgeon	2	3 tied with	2	Ferraro	2
1995-96	Palfy	17	Andersson/Plante	2	Palfy	6	3 tied with	1
1996-97	Green	10	Palfy	4	Palfy	6	3 tied with	1
1997-98	Palfy	17	Chorske	4	Palfy	5	Reichel	2
1998-99	Linden	8	Lapointe/Palfy	2	Watt	4	Czerkawski	2
1999-00	Czerkawski	16	Jokinen/J. Jonsson	2	Czerkawski	4	3 tied with	1
2000-01	Czerkawski	10	Lindgren	2	Scatchard	5	3 tied with	1
2001-02	Yashin	15	Peca	6	Czerkawski/Parrish	6	4 tied with	1
2002-03	Yashin	14	Bates	6	Yashin	7	3 tied with	1
2003-04	Czerkawski	9	Blake	4	Hunter	7	Czerkawski	2
2004-05	NO NHL SEASON DUE TO LOCKOUT							
2005-06	Satan	17	Blake	2	Bates	4	N/A	-
2006-07	Blake	14	Sillinger/Park	2	Blake	7	N/A	-
2007-08	Fedotenko	8	Park	4	Guerin	5	N/A	-
2008-09	Streit	10	Bergenheim	4	Bergenheim	4	N/A	-



# NYI SHUTOUTS FOR (119)

DATE	ISLANDERS OPPONENT	GOALTENDER	OPPOSING GOALTENDER	SCORE
10/21/74	at Washington	Smith	Low	5-0
10/26/74	Minnesota	Smith	Rivard	4-0
11/27/74	Toronto	Smith	Favell	6-0
12/14/74	Los Angeles	Resch	Vachon	3-0
12/29/74	at Washington	Resch	Low	7-0
2/25/75	St. Louis	Resch	Belanger	3-0
10/11/75	Los Angeles	Resch	Vachon	7-0
10/17/75	at Atlanta	Smith	Bouchard	2-0
10/23/75	Philadelphia	Resch	Stephenson	3-0
12/7/75	at Buffalo	Resch	Desjardins	3-0
12/9/75	Minnesota	Resch	Maniago	6-0
12/17/75	NY Rangers	Smith	Davidson	3-0
1/13/76	Detroit	Resch	Rutherford	1-0
1/24/76	Los Angeles	Smith	Vachon	5-0
2/22/76	at Washington	Resch	Wolfe	4-0
3/9/76	St. Louis	Resch	Johnston	4-0
10/7/76	at Philadelphia	Resch	Parent	3-0
10/12/76	Atlanta	Resch	Bouchard	7-0
12/4/76	Buffalo	Resch	Desjardins	3-0
12/21/76	Boston	Smith	Cheevers	3-0
3/6/77	at Colorado	Resch	Plasse	5-0
3/16/77	at Chicago	Smith	Esposito	5-0
10/18/77	Los Angeles	Resch	Vachon	0-0
11/1/77	Atlanta	Smith/Hogosta*	Myre	9-0
11/13/77	at Washington	Resch	Wolfe	6-0
12/7/77	at Chicago	Smith	Esposito	4-0
1/14/78	at Washington	Resch	Bedard	4-0
1/19/78	at St. Louis	Smith	Myre	3-0
12/17/78	at Detroit	Smith	Vachon	3-0
1/2/79	Vancouver	Resch	Hanlon	9-0
3/31/79	Buffalo	Resch	Sauve	2-0
12/2/79	at Winnipeg	Smith	Hamel	4-0
1/8/80	Vancouver	Resch	Hanlon	3-0
2/9/80	Quebec	Smith	Dion	5-0
2/12/80	Winnipeg	Resch	Mattson	0-0
3/2/80	at Pittsburgh	Resch	Holland	0-0
11/20/80	Hartford	Resch	Veisor	5-0
12/21/80	at Chicago	Resch	Esposito	9-0
1/20/81	Calgary	Resch	Lemelin	5-0
1/22/81	at Detroit	Smith	Lozinski	3-0
3/12/81	at Edmonton	Smith	G. Edwards	5-0
10/14/82	Pittsburgh	Smith	Herron	9-0
2/19/83	Montreal	Melanson	Wamsley	5-0
11/5/83	Buffalo	Smith	Sauve	4-0
3/27/84	Montreal	Smith	Penney	7-0
12/21/84	at Hartford	Hrudey	Millen	1-0
2/2/85	at Pittsburgh	Hrudey	Romano	4-0
1/9/86	Pittsburgh	Hrudey	Romano	9-0
2/11/86	Vancouver	Smith	Brodeur	1-0
2/22/87	at New Jersey	Smith	Chevrier	7-0
10/15/87	at Philadelphia	Hrudey	LaForest	6-0
2/20/88	Hartford	Hrudey	Weeks	3-0
3/1/88	St. Louis	Smith	Millen	2-0
3/6/88	at Quebec	Hrudey	Brunetta	2-0
3/20/88	at Winnipeg	Smith	Reddick	6-0
11/30/89	at Chicago	Fitzpatrick	Chevrier	2-0
12/5/89	Buffalo	Fitzpatrick	Puppa	3-0
12/9/89	NY Rangers	Fitzpatrick	Vanbiesbrouck	0-0
1/16/90	Vancouver	Healy	McLean	3-0
2/4/90	at Buffalo	Healy	Puppa	1-0

# NYI SHUTOUTS FOR (CONT.)

DATE	ISLANDERS OPPONENT	ISLANDERS GOALTENDER	OPPOSING GOALTENDER	SCORE
4/15/92	New Jersey	Healy	Terrerri	7-0
3/16/93	at San Jose	Healy	Irbe	6-0
10/26/93	Los Angeles	Hextall	Stauber	7-0
2/19/94	Ottawa	Hextall	Madeley	4-0
2/21/94	Washington	Hextall	Beaupre	4-0
2/25/94	Philadelphia	Hextall	Roussel	2-0
4/13/94	at Tampa Bay	Hextall	Puppa	2-0
3/23/95	NY Rangers	Soderstrom	Richter	1-0
10/20/95	Montreal	Soderstrom	Roy	2-0
2/25/96	Edmonton	Soderstrom	Joseph	2-0
4/6/96	Buffalo	Fichaud	Hasek/Trefilov	3-0
11/29/96	at Washington	Salo	Kolzig	2-0
12/7/96	Washington	Salo	Carey	2-0
2/15/97	Florida	Salo	Fitzpatrick	1-0
3/2/97	at Washington	Salo	Kolzig	2-0
3/13/97	at Tampa Bay	Salo	Schwab	3-0
10/3/97	Toronto	Salo	Healy	3-0
12/6/97	Phoenix	Salo	Waite	4-0
12/17/97	Buffalo	Salo	Hasek	4-0
1/30/98	Carolina	Salo	Kidd	2-0
4/1/98	Tampa Bay	Flaherty	Bierk	4-0
4/4/98	NY Rangers	Salo/Flaherty*	Cloutier/Richter	3-0
4/6/98	at Tampa Bay	Flaherty	Fitzpatrick	3-0
4/16/98	Tampa Bay	Flaherty	Bierk	4-0
10/14/98	at Tampa Bay	Salo	Puppa	2-0
10/17/98	at St. Louis	Salo	Fuhr	1-0
10/27/98	Los Angeles	Salo	Legace	1-0
11/12/98	Montreal	Salo	Thibault	4-0
12/15/98	at San Jose	Salo	Vernon	1-0
11/10/99	at Carolina	Potvin	Irbe	2-0
12/27/99	Boston	Luongo	Tallas	3-0
1/22/00	Tampa Bay	Weekes	Hodson	2-0
11/1/00	at Florida	Flaherty	Luongo	3-0
12/01/00	at New Jersey	Vanbiesbrouck	Brodeur	2-0
10/06/01	at Florida	Osgood	Luongo	3-0
10/17/01	at Carolina	Osgood	Irbe	4-0
11/06/01	Tampa Bay	Osgood	Khabibulin	3-0
12/06/01	at Philadelphia	Snow	Cechmanek	2-0
2/12/02	at Philadelphia	Snow	Cechmanek	1-0
3/12/02	at Buffalo	Osgood	Biron	3-0
12/28/02	Carolina	Osgood	Weekes	3-0
12/31/02	Buffalo	Osgood	Miller	1-0
2/19/03	at San Jose	Snow	Nabokov	3-0
10/11/03	at Buffalo	DiPietro	Miller	6-0
12/13/03	Atlanta	Snow	Nurminen	3-0
1/24/04	at Atlanta	DiPietro	Nurminen	3-0
2/24/04	Boston	DiPietro	Potvin	0-0
3/21/04	Tampa Bay	DiPietro	Grahame	3-0
3/23/04	Washington	DiPietro	Kolzig/Yeates	3-0
4/8/06	Washington	DiPietro	Johnson	5-0
11/15/06	at Dallas	DiPietro	Turco	3-0
12/16/06	Atlanta	DiPietro	Hedberg	6-0
12/23/06	Columbus	DiPietro	Norrena	4-0
12/26/06	NY Rangers	DiPietro	Lundqvist	2-0
2/7/07	Philadelphia	DiPietro	Niittymaki	2-0
11/1/07	Tampa Bay	DiPietro	Denis	4-0
11/16/07	at New Jersey	DiPietro	Brodeur	1-0
2/21/08	Tampa Bay	DiPietro	Ramo	1-0
2/21/09	New Jersey	Danis	Clemmensen	4-0

\*NHL rules state when more than one goaltender appears in a shutout that shutout is credited to the team and not the individual.

Totals: Home-63, Road-47 / Resch-25, Smith-22, Salo-14, DiPietro-6, Hrudey-6, Osgood-6, Hextall-5, Healy-4, Flaherty-4, Snow 4, Fitzpatrick-3, Soderstrom-3, Danis-2, Fichaud-1, Luongo-1, MacDonald-1, Melanson-1, Potvin-1, , , Vanbiesbrouck-1, Weekes-1, Team-2

# TOP-TEN LISTS

## GAMES

Bryan Trottier	1123
Denis Potvin	1060
Bob Nystrom	900
Clark Gillies	872
Bob Bourne	814
Mike Bossy	752
Patrick Flatley	712
Brent Sutter	694
Bill Smith	675
Derek King	638

## GOALS

Mike Bossy	573
Bryan Trottier	500
Denis Potvin	310
Clark Gillies	304
Pat LaFontaine	287
Brent Sutter	287
Bob Bourne	238
Bob Nystrom	235
Derek King	211
John Tonelli	206

## ASSISTS

Bryan Trottier	853
Denis Potvin	742
Mike Bossy	553
Clark Gillies	359
John Tonelli	338
Patrick Flatley	328
Brent Sutter	323
Stefan Persson	317
Bob Bourne	304
Derek King	288

## POINTS

Bryan Trottier	1353
Mike Bossy	1126
Denis Potvin	1052
Clark Gillies	663
Brent Sutter	610
Pat LaFontaine	566
John Tonelli	544
Bob Bourne	542
Bob Nystrom	513
Derek King	499

## PENALTY MINUTES

Mick Vukota	1879
Rich Pilon	1525
Garry Howatt	1466
Denis Potvin	1354
Bob Nystrom	1248
Clark Gillies	891
Duane Sutter	891
Eric Cairns	814
Bryan Trottier	798
Gerry Hart	783

## POWER PLAY GOALS

Mike Bossy	181
Bryan Trottier	158
Denis Potvin	127
Clark Gillies	92
Brent Sutter	91
Derek King	81
Pat LaFontaine	79
Pierre Turgeon	50
Alexei Yashin	47
Mariusz Czerkawski	47

## SHORTHANDED GOALS

Anders Kullar	19
Butch Goring	18
Lorne Henning	18
Bryan Trottier	17
Bob Bourne	16
Shawn Bates	13
Brent Sutter	12
Claude Lapointe	11
Denis Potvin	10
Zigmund Palffy	9

## GAME-WINNING GOALS

Mike Bossy	82
Bryan Trottier	68
Denis Potvin	44
Clark Gillies	41
Bob Nystrom	38
Bob Bourne	37
Brent Sutter	37
Pat LaFontaine	35
Derek King	30
John Tonelli	29
Mark Parrish	25



Al Arbour

# NYI HAT TRICKS (180)

DATE	PLAYER	OPPONENT	GOALTENDER	SCORE
11/1/72	Germain Gagnon	at California	Gilles Meloche	6-2
1/23/73	Craig Cameron	California	Marv Edwards	8-1
3/3/73	Bob Cook	Vancouver	Ed Dyck	9-3
12/22/73	Ralph Stewart	at St. Louis	Wayne Stephenson	4-2
1/31/74	Bob Nystrom	at Los Angeles	Rogie Vachon	4-2
3/3/74	Bill Harris	at Buffalo	Dave Dryden	3-4
4/6/74	Bill Harris	Minnesota	Fern Rivard	4-2
10/28/74	Ed Westfall	California	Gary Simmons	10-1
10/28/74	Bill MacMillan	California	Gary Simmons	10-1
1/25/75	Denis Potvin	Los Angeles	Gary Edwards	5-5
2/22/75	Ed Westfall	at Montreal	Michel Larocque	7-6
10/11/75	Bryan Trottier	Los Angeles	Rogie Vachon	7-0
11/4/75	Jean Paul Parise	California	Gilles Meloche	5-3
12/20/75	Garry Howatt	at St. Louis	Yves Belanger	7-1
12/30/75	Bob Nystrom	Philadelphia	Wayne Stephenson	6-2
1/6/76	Jude Drouin	Kansas City	Bill McKenzie	8-1
1/22/76	Jean Potvin	Detroit	Pete McDuffe	8-1
3/14/76	Garry Howatt	at Chicago	Tony Esposito	5-3
11/19/76	Clark Gillies	at Vancouver	Cesare Maniago (2), Curt Ridley (1)	6-4
1/10/77	Bob Nystrom	Philadelphia	Bernie Parent	8-3
3/16/77	Garry Howatt	at Chicago	Tony Esposito	5-0
4/3/77	Bryan Trottier	at NY Rangers	John Davidson	5-2
11/1/77	Bryan Trottier (4)	Atlanta	Phil Myre	9-0
2/4/78	Mike Bossy	Washington	Bernie Wolfe	6-1
2/11/78	Denis Potvin	Detroit	Ron Low	8-5
10/14/78	Denis Potvin	at Toronto	Mike Palmateer	7-10
11/21/78	Bryan Trottier	at Colorado	Bill Oleschuk (2), Michel Plasse (1)	7-1
12/7/78	Mike Bossy	St. Louis	Ed Staniowski	7-1
12/23/78	Bryan Trottier (5)	NY Rangers	Wayne Thomas (4), John Davidson (1)	9-4
12/28/78	Mike Bossy	at Atlanta	Dan Bouchard	10-4
1/2/79	Mike Bossy	Vancouver	Glen Hanlon	9-0
1/16/79	Denis Potvin	Washington	Gary Inness	6-2
2/27/79	Clark Gillies	Montreal	Ken Dryden	7-3
3/13/79	Mike Bossy	Boston	Gerry Cheevers	7-2
3/15/79	Bryan Trottier	Toronto	Mike Palmateer	6-2
4/7/79	Mike Bossy (4)	Philadelphia	Wayne Stephenson (3), Robbie Moore (1)	9-2
10/20/79	Bill Harris	Hartford	John Garrett	5-1
10/27/79	Bryan Trottier	Chicago	Tony Esposito	6-4
12/27/79	Mike Bossy	at Montreal	Michel Larocque	6-3
3/4/80	Mike Bossy	Edmonton	Ed Mio (1), Jim Corsi (2)	6-4
3/30/80	Butch Goring	at Quebec	Goran Hogosta	9-6
10/28/80	Mike Bossy	Montreal	Denis Herron	6-2
11/8/80	Mike Bossy	Chicago	Tony Esposito	7-3
11/11/80	Mike Bossy (4)	Minnesota	Gilles Meloche	6-6
11/18/80	Mike Bossy	at St. Louis	Mike Liut	7-2
11/30/80	Anders Kallur	at Quebec	Michel Plasse	7-3
12/14/80	Mike Bossy	at Winnipeg	Pierre Hamel	5-4
12/21/80	Mike Bossy	at Chicago	Tony Esposito	9-0
12/30/80	Butch Goring	Colorado	Hardy Astrom (2), Jari Kaarela (1)	9-3
1/6/81	John Tonelli (5)	Toronto	Jiri Crha	6-3
1/13/81	Mike Bossy (4)	Pittsburgh	Greg Millen	6-3
1/17/81	Mike Bossy	Washington	Rollie Boutin	6-4
3/3/81	Mike Bossy	Edmonton	Ed Mio	8-1
3/24/81	Bryan Trottier	at St. Louis	Mike Liut	5-3
11/26/81	Bryan Trottier	St. Louis	Mike Liut (2), Gary Edwards (1)	9-2
1/7/82	Bryan Trottier	at Philadelphia	Rick St. Croix	5-4
2/2/82	Brent Sutter	Washington	Dave Parro	7-6
2/6/82	Mike Bossy	Detroit	Gilles Gilbert	6-2
2/13/82	Bryan Trottier (5)	Philadelphia	Pete Peeters	8-2
3/2/82	Bryan Trottier	Calgary	Rejean Lemelin	6-3
3/4/82	Mike Bossy	Toronto	Michel Larocque (1), Vincent Tremblay (2)	10-1

# NYI HAT TRICKS (CONT.)

DATE	PLAYER	OPPONENT	GOALTENDER	SCORE
3/4/82	Denis Potvin	Toronto	Michel Larocque (2), Vincent Tremblay (1)	10-1
3/23/82	Mike Bossy (4)	Washington	Al Jensen (2), Dave Parro (2)	8-1
10/14/82	Butch Goring	Pittsburgh	Denis Herron	9-0
10/21/82	Bryan Trottier	Washington	Pat Riggin	6-3
12/17/82	Mike Bossy	at NY Rangers	Ed Mio	5-2
1/15/83	John Tonelli	Los Angeles	Doug Keans	5-2
1/27/83	Mike Bossy	at Los Angeles	Gary Laskowski	6-4
2/10/83	Mike Bossy	Washington	Al Jensen	8-3
3/17/83	Mike Bossy	at New Jersey	Glenn Resch	9-5
3/19/83	Mats Hallin	Philadelphia	Bob Froese	9-2
10/6/83	Mike Bossy	at Montreal	Rick Wamsley	7-4
10/29/83	Mike Bossy	New Jersey	Glenn Resch	5-3
11/1/83	Bryan Trottier	at Pittsburgh	Michel Dion	6-5
11/15/83	Mike Bossy	Hartford	Greg Millen	6-4
11/26/83	Mike Bossy	Chicago	Tony Esposito	9-3
11/29/83	Brent Sutter	at St. Louis	Rick Heinz	5-5
12/13/83	Butch Goring (4)	Edmonton	Grant Fuhr	8-5
1/18/84	Mike Bossy	at Chicago	Tony Esposito	9-1
1/18/84	Bill Carroll	at Chicago	Tony Esposito	9-1
2/25/84	Greg Gilbert	New Jersey	Ron Low	7-1
3/3/84	Pat LaFontaine	at Toronto	Allan Bester (1), Rick St. Croix (2)	11-6
3/13/84	Bob Bourne	at New Jersey	Glenn Resch	5-1
10/17/84	Clark Gillies	at Detroit	Greg Stefan	6-4
10/20/84	Mike Bossy (4)	Los Angeles	Bob Janecyk	8-3
10/23/84	Brent Sutter	Vancouver	Frank Caprice	6-5
11/1/84	Mike Bossy (4)	at Montreal	Steve Penney (3), Doug Soetaert (1)	5-6
11/17/84	Mike Bossy	NY Rangers	Glen Hanlon (1), John Vanbiesbrouck (2)	10-4
12/18/84	John Tonelli	Winnipeg	Marc Behrend	7-4
1/2/85	Brent Sutter	at Detroit	Greg Stefan (1), Corrado Micalef (2)	7-2
2/7/85	Mike Bossy	NY Rangers	John Vanbiesbrouck (2), Empty Net Goal (1)	7-5
1/6/85	Patrick Flatley (4)	at Toronto	Don Edwards	5-4
11/27/85	Mike Bossy	at Minnesota	Don Beaupre	4-4
1/24/86	Bryan Trottier	at Washington	Pete Peeters (2), Empty Net Goal (1)	7-5
2/15/86	Mike Bossy	New Jersey	Glenn Resch	6-5
3/11/86	Mike Bossy (4)	Calgary	Rejean Lemelin (2), Mike Vernon (2)	8-4
3/20/86	Mike Bossy	at Toronto	Ken Wregget	7-1
11/29/86	Mike Bossy	Philadelphia	Ron Hextall	5-6
12/20/86	Brent Sutter	NY Rangers	John Vanbiesbrouck	5-2
3/8/87	Mike Bossy	at Chicago	Murray Bannerman	6-5
2/16/87	Greg Gilbert	Calgary	Doug Dadswell	9-3
10/20/87	Bryan Trottier	Calgary	Doug Dadswell (1), Mike Vernon (2)	5-4
11/10/87	Pat LaFontaine	Washington	Clint Malarchuk	4-3
12/4/87	Mikko Makela	at Washington	Clint Malarchuk	6-4
1/14/89	Pat LaFontaine	Chicago	Ed Belfour	3-5
1/21/89	Pat LaFontaine	Minnesota	John Casey (2), Kari Takko (1)	8-6
10/20/89	Mick Vukota	at Washington	Don Beaupre	5-3
12/31/89	Pat LaFontaine	at Buffalo	Daren Puppa	4-2
1/19/90	Randy Wood	at Winnipeg	Bob Essensa	6-4
2/6/90	Pat LaFontaine	at Pittsburgh	Tom Barrasso	8-7
2/6/90	Derek King	at Pittsburgh	Tom Barrasso	8-7
3/17/90	Brent Sutter	NY Rangers	John Vanbiesbrouck	6-3
10/27/90	Pat LaFontaine	Philadelphia	Ron Hextall (2), Ken Wregget (1)	5-2
12/20/90	David Volek	Hartford	Peter Sidorkiewicz	4-2
12/23/90	Patrick Flatley	at Pittsburgh	Frank Pietrangelo	4-3
12/31/90	Derek King (4)	Quebec	Ron Tugnutt	6-3
10/15/91	Derek King	Pittsburgh	Tom Barrasso	6-7
11/30/91	Pierre Turgeon	Washington	Mike Liut	8-1
12/10/91	Ray Ferraro	St. Louis	Curtis Joseph	7-7
1/1/92	Derek King	at Washington	Don Beaupre	5-8
1/7/92	Ray Ferraro (4)	at Detroit	Tim Cheveldae	5-2
2/20/92	Pierre Turgeon	NY Rangers	John Vanbiesbrouck	6-2

## NYI HAT TRICKS (CONT.)

DATE	PLAYER	OPPONENT	GOALTENDER	SCORE
4/15/92	Steve Thomas (4)	New Jersey	Chris Terreri (2), Martin Brodeur (2)	7-0
10/24/92	Benoit Hogue	Hartford	Sean Burke	4-2
11/22/92	Pierre Turgeon	at Edmonton	Bill Ranford	5-5
1/16/93	Pierre Turgeon	at New Jersey	Chris Terreri	5-3
2/20/93	Pierre Turgeon	Pittsburgh	Tom Barrasso	4-2
4/16/93	Pierre Turgeon	New Jersey	Chris Terreri (1), Craig Billington (2)	8-4
10/25/93	Derek King	Ottawa	Darrin Madeley	5-5
11/17/93	Pierre Turgeon	at Ottawa	Daniel Bertiaume (2), Craig Billington (1)	8-1
11/27/93	Steve Thomas	NY Rangers	Mike Richter (2), Glenn Healy (1)	6-4
11/30/93	Travis Green	Washington	Rick Tabaracci	6-4
2/1/94	Patrick Flatley	San Jose	Arturs Irbe	5-4
3/9/94	Pierre Turgeon	at Vancouver	Kay Whitmore	4-5
2/4/96	Niklas Andersson	Dallas	Allan Bester	5-3
3/3/96	Zigmund Palffy	Winnipeg	Nikolai Khabibulin	5-7
3/5/96	Zigmund Palffy	Boston	Bill Ranford	5-3
1/24/97	Derek King	at Hartford	Sean Burke	5-2
3/29/97	Zigmund Palffy	Boston	Paxton Schafer	8-2
10/16/97	Zigmund Palffy	at San Jose	Mike Vernon	5-2
11/26/97	Robert Reichel	NY Rangers	Mike Richter	4-1
1/28/98	Zigmund Palffy	Philadelphia	Garth Snow	6-1
4/17/99	Zigmund Palffy	at Pittsburgh	Tom Barrasso (1), Peter Skudra (2)	7-2
4/9/00	Mariusz Czerkawski	Florida	Trevor Kidd	3-2
10/11/01	Mark Parrish	at New Jersey	Martin Brodeur (2), Empty Net (1)	6-4
11/24/01	Mark Parrish	Anaheim	Giguere (1), Sheilds (2)	5-3
11/27/01	Mariusz Czerkawski	Washington	Billington	5-5
1/30/02	Alexei Yashin	at NY Rangers	Richter	6-3
1/3/03	Mark Parrish	Boston	Grahame	8-4
1/7/03	Dave Scatchard	Pittsburgh	Aubin	6-3
1/11/03	Jason Blake	Atlanta	Dafoe	7-3
2/11/03	Dave Scatchard	Tampa Bay	Khabibulin	6-2
3/25/03	Alexei Yashin (4)	at Chicago	Anderson (2), Passmore (2)	9-2
3/19/04	Jason Blake	Minnesota	Roloson	3-1
11/26/05	Jason Blake	at Philadelphia	Nittymaki	4-2
2/4/06	Miroslav Satan	at Pittsburgh	Fleury	5-4
12/3/06	Viktor Kozlov (4)	at NY Rangers	Lundqvist/Weekes	7-4
12/19/06	Jason Blake	at NY Rangers	Weekes	4-3
2/27/07	Jason Blake	Philadelphia	Nittymaki	6-5
10/18/07	Bill Guerin	at Washington	Kolzig	5-2
3/7/09	Sean Bergenheim	New Jersey	Brodeur/Weekes	7-3

## PENALTY SHOTS FOR (42)

PLAYER	DATE	OPPONENT	GOALTENDER	RESULT
Bill Harris	10/12/72	Los Angeles	Vachon	Failed
Ralph Stewart	3/5/74	Pittsburgh	Brown	Failed
Lorne Henning	2/1/75	at Detroit	Rutherford	Scored
Bryan Trottier	1/9/76	Minnesota	Maniago	Failed
Clark Gillies	11/13/77	at Washington	Wolfe	Scored
Anders Kallur	12/14/80	at Winnipeg	Hamel	Failed
Clark Gillies	12/8/82	at Detroit	Micalef	Failed
Bob Bourne	2/17/83	Pittsburgh	Herron	Failed
Bryan Trottier	1/5/85	Buffalo	Barrasso	Failed
Brent Sutter	12/26/86	at Washington	Mason	Failed
Alan Kerr	2/26/87	at Pittsburgh	Riggin	Failed
Marty McInnis	3/8/92	at Buffalo	Draper	Failed
Pierre Turgeon	11/7/92	Tampa Bay	Jablonski	Scored
Benoit Hogue	2/16/93	Edmonton	Tugnutt	Scored
Zigmund Palffy	4/15/94	at Florida	Vanbiesbrouck	Failed
Benoit Hogue	1/24/95	Philadelphia	Hexall	Scored
Wendel Clark	12/21/95	at Dallas	Wakaluk	Failed
Robert Reichel	1/14/98	at Tampa Bay	Bierk	Scored
Tom Chorske	3/7/98	Colorado	Roy	Scored

## PENALTY SHOTS FOR (CONT.)

PLAYER	DATE	OPPONENT	GOALTENDER	RESULT
Claude Lapointe	10/22/98	at NY Rangers	Richter	Failed
Mariusz Czerkawski	12/4/98	at Washington	Tabaracci	Failed
Brad Isbister	1/10/00	Phoenix	Burke	Scored
Claude Lapointe	1/12/00	at Florida	Vernon	Failed
Olli Jokinen	3/4/00	Buffalo	Hasek	Scored
Brad Isbister	3/16/00	at Atlanta	Rhodes	Failed
Tim Connolly	3/21/00	Pittsburgh	Aubin	Scored
Brad Isbister	10/11/00	at Toronto	Healy	Failed
Dave Scatchard	2/27/01	New Jersey	Brodeur	Failed
Brad Isbister	2/10/02	Minnesota	Roloson	Failed
Brad Isbister	10/15/02	Nashville	Vokoun	Failed
Dave Scatchard	11/12/02	Ottawa	Prusek	Failed
Michael Peca	11/19/03	at Florida	Luongo	Failed
Jason Blake	1/24/04	at Atlanta	Nurminen	Failed
Miroslav Satan	10/10/05	Florida	Luongo	Failed
Robert Nilsson	3/4/06	Philadelphia	Nittymaki	Failed
Sean Bergenheim	3/31/06	Pittsburgh	Caron	Failed
Miroslav Satan	4/17/06	at Pittsburgh	Fleury	Failed
Ryan Smyth	3/13/07	at Montreal	Aebischer	Scored
Richard Park	10/27/07	Carolina	Grahame	Failed
Kyle Okposo	10/10/08	New Jersey	Brodeur	Failed
Doug Weight	10/25/08	Carolina	Ward	Failed
Sean Bergenheim	2/26/09	Toronto	Toskala	Failed

**TOTALS: SCORED: 11 FAILED: 31**

## PENALTY SHOTS AGAINST (38)

PLAYER	DATE	OPPONENT	GOALTENDER	RESULT
Pit Martin	11/8/72	at Chicago	Desjardins	Failed
Hartland Monahan	1/16/77	at Washington	Resch	Scored
Ron Sedlbauer	11/19/77	Vancouver	Smith	Failed
Don Murdoch	1/28/78	Rangers	Resch	Failed
Ron Sedlbauer	3/7/78	Vancouver	Resch	Failed
Rick MacLeish	3/20/78	at Philadelphia	Smith	Scored
Ross Lonsberry	12/5/78	Pittsburgh	Resch	Failed
Charlie Simmer	11/24/79	at Los Angeles	Smith	Failed
Michel Goulet	1/26/84	Quebec	Hrudey	Scored
Bill Gardner	10/13/84	Chicago	Hrudey	Scored
Ron Sutter	11/12/84	at Philadelphia	Hrudey	Failed
Doug Wilson	1/13/85	at Chicago	Smith	Failed
Joe Mullen	12/2/86	at Calgary	Hrudey	Scored
Mario Lemieux	1/19/88	Pittsburgh	Hrudey	Scored
Doug Gilmour	10/7/89	at Calgary	Fitzpatrick	Failed
Brett Hull	12/31/92	at St. Louis	Healy	Failed
Andrew Cassels	4/6/94	at Hartford	Hextall	Scored
Rob Zamuner	1/11/97	at Tampa Bay	Salo	Scored
Dan Kesa	1/13/00	at Tampa Bay	Luongo	Failed
Miroslav Satan	3/4/00	Buffalo	Weekes	Failed
Patrik Elias	12/01/00	at New Jersey	Vanbiesbrouck	Failed
Markus Naslund	3/21/02	Vancouver	Osgood	Failed
Michael Nylander	12/21/02	Washington	DiPietro	Failed
Mats Sundin	2/25/03	at Toronto	Snow	Failed
Patrick Elias	12/10/03	at New Jersey	Snow	Failed
Erik Cole	4/2/04	at Carolina	DiPietro	Failed
Patrick Stefan	10/25/05	Atlanta	DiPietro	Failed
Dany Heatley	11/05/05	at Ottawa	DiPietro	Failed
Peter Schaefer	12/30/05	at Ottawa	Snow	Failed
Vincent Lecavalier	1/02/06	Tampa Bay	Snow	Scored
Martin Straka	2/02/06	Rangers	DiPietro	Scored
Eric Cole	1/6/07	at Carolina	DiPietro	Failed
Marian Hossa	2/1/07	at Atlanta	Dunham	Failed
Evgeni Malkin	3/22/07	vs. Pittsburgh	DiPietro	Failed
Stephen Weiss	12/07/07	at Florida	DiPietro	Failed
Eric Perrin	2/28/08	at Atlanta	DiPietro	Scored
Simon Gagne	2/14/09	at Philadelphia	Danis	Scored
Tom Kostopoulos	4/2/09	vs. Montreal	Danis	Failed

**TOTALS: SCORED: 12 FAILED: 26**



## SEASON OT RECORD

SEASON	HOME				ROAD				OVERALL				PCT
	GP	W	L	T	GP	W	L	T	GP	W	L	T	
1983-84	2	0	1	1	8	3	2	3	10	3	3	4	.500
1984-85	7	1	3	3	8	0	5	3	15	1	8	6	.266
1985-86	7	0	0	7	10	4	1	5	17	4	1	12	.588
1986-87	9	3	1	5	10	1	2	7	19	4	3	12	.526
1987-88	8	2	0	6	5	1	0	4	13	3	0	10	.615
1988-89	5	2	0	3	6	1	3	2	11	3	3	5	.500
1989-90	9	1	0	8	7	2	2	3	16	3	2	11	.531
1990-91	7	0	1	6	8	2	2	4	15	2	3	10	.467
1991-92	8	1	2	5	8	2	0	6	16	3	2	11	.531
1992-93	5	0	2	3	8	3	1	4	13	3	3	7	.500
1993-94	6	2	0	4	13	3	2	8	19	5	2	12	.579
1994-95	3	0	0	3	4	1	1	2	7	1	1	5	.500
1995-96	9	1	2	6	8	1	3	4	17	2	5	10	.412
1996-97	7	2	1	4	10	1	1	8	17	3	2	12	.529
1997-98	5	0	1	4	8	0	1	7	13	0	2	11	.423
1998-99	11	0	4	7	6	1	2	3	17	1	6	10	.324
1999-00	8	2	1	5	7	3	0	4	15	5	1	9	.667
2000-01	3	1	1	1	9	1	2	6	12	2	3	7	.583
2001-02	10	3	2	5	8	3	2	3	18	6	4	8	.667
2002-03	8	3	0	5	10	2	2	6	18	5	2	11	.639
2003-04	6	1	1	4	11	1	3	7	17	2	4	11	.417
2004-05	NO NHL SEASON DUE TO LOCKOUT												
2005-06	11	8	3	-	7	4	3	-	18	12	6	-	.666
2006-07	12	6	6	-	10	4	6	-	22	10	12	-	.455
2007-08	9	4	5	-	10	6	4	-	19	10	9	-	.526
2008-09	9	3	6	-	6	3	3	-	15	6	9	-	.400
<b>TOTALS</b>	<b>184</b>	<b>46</b>	<b>43</b>	<b>95</b>	<b>215</b>	<b>53</b>	<b>53</b>	<b>99</b>	<b>389</b>	<b>106</b>	<b>109</b>	<b>194</b>	<b>.508</b>

\* Winning Percentage is calculated by dividing the number of points earned by the number of possible points

^ L - Starting in the 1999-00 season, an overtime loss earns one point for the losing team

Starting in the 2005-06 season ties were eliminated. Shootout wins and losses in parentheses

## GOALTENDERS OT RECORD

## RECORD IN OVERTIME

Marcel Cousineau	0-1-0	Joey MacDonald	2-4-0
Yann Danis	1-1-0	Roland Melanson	1-3-2
Rick DiPietro	17-15-8	Jamie McLennan	3-2-9
Wade Dubielewicz	3-0-1	Chris Osgood	7-4-10
Mike Dunham	0-2-0	Felix Potvin	1-2-4
Eric Fichaud	1-2-5	Tommy Salo	4-5-21
Mark Fitzpatrick	4-4-16	Bill Smith	5-6-19
Wade Flaherty	0-1-6	Garth Snow	5-5-12
Jeff Hackett	4-4-16	Tommy Soderstrom	0-3-9
Glenn Healy	5-4-22	Chris Terrier	0-0-1
Ron Hextall	3-1-6	John Vanbiesbrouck	1-2-5
Kelly Hrudey	10-9-26	Kevin Weekes	2-1-4
Roberto Luongo	2-0-1	Steve Weeks	0-0-2

\*\*\* Overtime records do not reflect results from shootouts. \*\*\*

# SEASON OT GOALS FOR (72)

DATE	PLAYER	OPPONENT	SCORE	TIME
10/8/83	Bob Bourne	at Washington	8-7	0:24
12/28/83	Stefan Persson	at Los Angeles	6-5	4:54
2/19/84	John Tonelli	at New Jersey	5-4	3:40
10/13/84	Mike Bossy	Chicago	7-6	0:54
10/12/85	Bryan Trottier	at Los Angeles	5-4	0:48
11/24/85	Greg Gilbert	at Rangers	4-3	1:57
12/31/85	Mikko Makela	at Detroit	5-4	0:53
2/2/86	Mike Bossy	at New Jersey	3-2	3:28
11/8/86	Patrick Flatley	Detroit	2-1	4:11
11/18/86	Mike Bossy	at Quebec	4-3	4:45
12/23/86	Mike Bossy	Pittsburgh	4-3	3:25
3/14/87	Pat LaFontaine	New Jersey	7-6	1:01
11/1/87	Pat LaFontaine	at Boston	6-5	1:41
11/7/87	Rich Kromm	Detroit	4-3	1:46
11/10/87	Brad Lauer	Washington	4-3	4:25
11/5/88	Pat LaFontaine	Washington	4-3	0:10
3/11/89	Pat LaFontaine	New Jersey	3-2	1:04
3/29/89	Alan Kerr	at New Jersey	5-4	0:27
12/19/89	Don Maloney	New Jersey	5-4	3:18
2/6/90	Don Maloney	at Pittsburgh	8-7	4:28
2/10/90	Randy Wood	at Boston	4-3	2:13
11/15/90	Brent Sutter	at Calgary	5-4	4:18
12/23/90	Patrick Flatley	at Pittsburgh	4-3	4:29
2/6/92	Ray Ferraro	at Vancouver	5-4	2:48
2/17/92	Tom Fitzgerald	Winnipeg	5-4	2:55
2/28/92	Steve Thomas	at New Jersey	3-2	3:48
12/15/92	Derek King	St. Louis (at Dallas)	4-3	2:33
2/28/93	Pierre Turgeon	at Hartford	7-6	2:39
4/2/93	Pierre Turgeon	at Rangers	3-2	3:41
10/10/93	Pierre Turgeon	at Anaheim	4-3	2:43
11/21/93	Pierre Turgeon	at Philadelphia	5-4	0:24
12/26/93	Benoit Hogue	Buffalo	4-3	2:28
3/22/94	Vladimir Malakhov	Tampa Bay	5-4	3:59
4/5/4	Benoit Hogue	at Washington	4-3	3:34
2/2/95	Ray Ferraro	at Philadelphia	5-4	1:47
10/31/95	Bob Sweeney	at Florida	5-4	3:56
1/30/96	Mathieu Schneider	Buffalo	5-4	2:19
11/13/96	Bryan McCabe	Vancouver	5-4	0:45
2/15/97	Claude Lapointe	Florida	1-0	2:46
3/26/97	Bryan Berard	at Buffalo	3-2	1:00
12/17/98	Bryan Berard	at Los Angeles	5-4	2:00
11/4/99	Jamie Heward	Montreal	2-1	0:47
1/29/00	Mathieu Biron	at San Jose	3-2	2:43
2/10/00	Tim Connolly	Tampa Bay	5-4	3:49
3/5/00	Mariusz Czerkawski	at Philadelphia	4-3	0:59
3/10/00	Olli Jokinen	at Dallas	4-3	3:34
2/22/01	Roman Hamrik	Philadelphia	4-3	4:42
3/20/01	Roman Hamrik	at St. Louis	4-3	0:23
10/18/01	Radek Martinek	Carolina	2-1	3:43
10/26/01	Mariusz Czerkawski	at Carolina	3-2	3:01
10/28/01	Michael Peca	Dallas	3-2	3:25
12/29/01	Alexei Yashin	Montreal	6-5	1:10
2/12/02	Michael Peca	at Philadelphia	1-0	4:51
4/4/02	Oleg Kvasha	at Boston	2-1	3:29
10/15/02	Adrian Aucoin	Nashville	4-3	1:50
12/30/02	Roman Hamrik	Florida	2-1	4:03
12/31/02	Jason Blake	at Buffalo	1-0	1:36
1/16/03	Oleg Kvasha	at St. Louis	3-2	1:59
3/1/03	Jason Blake	Buffalo	2-1	2:42
12/26/03	Mark Parrish	at New Jersey	4-3	1:25
2/3/04	Adrian Aucoin	Vancouver	5-4	0:36

## SEASON OT GOALS FOR (CONT.)

DATE	PLAYER	OPPONENT	SCORE	TIME
11/1/05	Shawn Bates	Boston	4-3	4:31
1/4/06	Mark Parrish	Florida	4-3	2:15
1/17/06	Oleg Kvasha	at Chicago	2-1	3:02
10/21/06	Tom Poti	Carolina	4-3	0:23
2/27/07	Trent Hunter	Philadelphia	6-5	4:29
10/20/07	Bill Guerin	New Jersey	4-3	4:56
12/8/07	Mike Sillinger	Tampa Bay	3-2	4:32
12/22/07	Richard Park	Washington	3-2	3:43
12/26/07	Mike Comrie	Toronto	4-3	4:50
2/28/08	Trent Hunter	Atlanta	5-4	1:09
10/16/08	Trent Hunter	at Tampa Bay	4-3	0:51
11/3/08	Chris Campoli	Columbus	4-3	3:13
3/12/09	Kyle Okposo	at Montreal	3-2	0:26

## SEASON OT GOALS AGAINST (76)

DATE	PLAYER	OPPONENT	SCORE	TIME
10/23/83	Peter Sundstrom	at Rangers	6-5	1:13
12/30/83	Paul MacLean	at Winnipeg	4-3	0:29
3/10/84	Mike Eaves	Calgary	5-4	1:22
11/1/84	Pierre Mondou	at Montreal	6-5	2:21
11/9/84	Reijo Ruotsalainen	at Rangers	5-4	0:57
12/8/84	Greg Malone	Hartford	4-3	4:27
12/27/84	Doug Jarvis	Washington	5-4	4:10
1/15/85	Jere Gillis	at Vancouver	6-5	1:54
1/19/85	Dave Taylor	at Los Angeles	6-5	3:28
2/24/85	Bob Gainey	at Montreal	4-3	0:44
3/5/85	Dave Poulin	Philadelphia	5-4	2:18
11/17/85	Murray Craven	at Philadelphia	5-4	3:52
10/30/86	Aaron Broten	at New Jersey	7-6	4:22
11/11/86	Glenn Anderson	Edmonton	3-2	2:19
12/31/86	Tomas Sandstrom	at Rangers	4-3	4:37
10/9/88	Steve Duchesne	at Los Angeles	6-5	3:17
10/29/88	Tommy Albelin	at Quebec	3-2	2:33
11/16/88	Mats Naslund	at Montreal	5-4	1:06
11/28/89	John MacLean	at New Jersey	3-2	3:30
2/22/90	Randy Gilhen	at Pittsburgh	4-3	4:26
1/9/91	Brian Skrudland	at Montreal	4-3	2:30
1/27/91	Kelly Miller	at Washington	5-4	4:21
1/31/91	Dale Hunter	Washington	4-3	1:44
10/15/91	Phil Bourque	Pittsburgh	7-6	2:30
12/5/91	Sylvain Turgeon	at Montreal	5-4	2:52
11/7/92	Doug Crossman	Tampa Bay	6-5	1:16
12/12/92	Russ Romaniuk	Winnipeg	4-3	1:41
4/14/93	Mark Janssens	at Hartford	5-4	1:08
1/19/94	Chris Gratton	at Tampa Bay	4-3	4:20
2/24/94	Rod Brind'Amour	at Philadelphia	5-4	1:25
2/20/95	Donald Brashear	at Montreal	3-2	1:54
11/17/95	Peter Douris	at Anaheim	2-1	4:59
12/14/95	Steve Konowalchuk	at Washington	4-3	2:16
2/3/96	Michal Pivonka	at Washington	6-5	1:21
2/23/96	Rob Zamuner	Tampa Bay	3-2	4:45
3/23/96	Steve Thomas	New Jersey	3-2	3:38
12/23/96	Ray Sheppard	Florida	4-3	1:46
1/30/97	Jyrki Lumme	at Vancouver	2-1	1:30
1/10/98	Bates Battaglia	Carolina	2-1	1:59
3/28/98	Sylvain Cote	at Toronto	4-3	4:56
12/12/98	Benoit Hogue	Tampa Bay	2-1	4:12
1/2/99	Marco Sturm	San Jose	4-3	1:47
1/13/99	Adam Graves	at NY Rangers	4-3	3:08
3/4/99	Joe Nieuwendyk	Dallas	3-2	4:12

## SEASON OT GOALS AGAINST (CONT.)

DATE	PLAYER	OPPONENT	SCORE	TIME
3/14/99	Adam Graves	NY Rangers	3-2	4:05
4/14/99	Bryan Berard	at Toronto	3-2	0:42
1/17/00	Marian Hossa	Ottawa	4-3	3:57
11/3/00	Craig Millar	at Tampa Bay	4-3	2:46
11/22/00	Theo Fleury	NY Rangers	4-3	4:25
2/7/01	Maxim Afinogenov	at Buffalo	2-1	0:42
10/13/01	Steve Yzerman	Detroit	5-4	2:32
12/12/01	Scott Niedermayer	at New Jersey	3-2	1:25
1/24/02	Alexei Morozov	Pittsburgh	5-4	1:29
3/19/02	Cory Cross	at Toronto	3-2	2:11
1/4/03	Martin Straka	at Pittsburgh	3-2	0:42
1/13/03	Jaromir Jagr	at Washington	4-3	4:23
12/10/03	Patrik Elias	at New Jersey	1-0	2:09
1/29/04	Glen Murray	at Boston	2-1	2:25
2/29/04	Ryan Malone	Pittsburgh	3-2	2:45
3/9/04	Pavol Demitra	at St. Louis	3-2	1:01
2/6/06	Vincent Lecavlier	Tampa Bay	3-2	4:05
3/24/06	Sidney Crosby	at Pittsburgh	4-3	3:28
4/13/06	Matt Stajan	Toronto	4-3	3:52
10/19/06	Sergei Gonchar	Pittsburgh	4-3	3:33
1/13/07	Scott Gomez	New Jersey	2-1	3:40
1/26/07	Ilya Kovalchuk	Atlanta	5-4	2:59
1/30/07	Henrik Zetterberg	Detroit	4-3	2:57
3/1/07	Lee Stempniak	St. Louis	3-2	0:25
3/20/07	Filip Kuba	at Tampa Bay	4-3	0:55
3/25/07	Michael Nylander	NY Rangers	2-1	4:11
11/26/07	Mike Modano	Dallas	3-2	0:35
1/3/08	Jassen Cullimore	Florida	4-3	1:33
1/5/08	Marek Svatos	at Colorado	2-1	2:05
1/21/08	Cory Stillman	Carolina	3-2	0:52
2/9/08	Brent Burns	at Minnesota	4-3	2:34
4/1/08	Zach Parise	New Jersey	2-1	0:29
10/30/08	Jeff Carter	at Philadelphia	2-3	4:37
12/10/08	Alexander Ovechkin	Washington	4-5	4:49
1/19/09	Alexander Ovechkin	Washington	1-2	1:46
3/10/09	Mikhail Grabovski	at Toronto	2-3	0:50

## TEAM SHOOTOUT RECORD

SEASON	HOME			ROAD			OVERALL			
	GP	W	L	GP	W	L	GP	W	L	PCT
2005-06	7	6	1	5	3	2	12	9	3	.750
2006-07	5	4	1	8	4	4	13	8	5	.615
2007-08	2	1	1	6	4	2	8	5	3	.625
2008-09	6	2	4	2	1	1	8	3	5	.375
<b>TOTALS</b>	<b>20</b>	<b>13</b>	<b>7</b>	<b>21</b>	<b>13</b>	<b>9</b>	<b>40</b>	<b>25</b>	<b>16</b>	<b>.625</b>

Starting in the 2005-06 season, games not decided in regulation or overtime were decided by the shootout.

## SHOOTOUT RESULTS

DATE	OPPONENT	SO SCORE	WINNING GOALIE	LOSING GOALIE	DETERMINING GOAL	FINAL RESULT
10/19/05	at Rangers	1-0	DiPietro	Lundqvist	Satan	W 3-2
11/14/05	at Pittsburgh	2-1	DiPietro	Thibault	Blake	W 4-3
11/23/05	Buffalo	2-0	Biron	DiPietro	Kotalik	L 3-4
12/8/05	at Columbus	2-0	Leclaire	DiPietro	Vyborny	L 3-4
12/10/05	Edmonton	2-1	DiPietro	Markkanen	Hunter	W 3-2
1/21/06	at New Jersey	2-1	Brodeur	DiPietro	Parise	L 3-2
1/26/06	Pittsburgh	1-0	Dubielewicz	Caron	Satan	W 4-3
2/4/06	at Pittsburgh	2-0	DiPietro	Fleury	Satan	W 5-4
3/2/06	New Jersey	2-0	DiPietro	Brodeur	Satan	W 3-2
3/7/06	New Jersey	2-1	DiPietro	Brodeur	Hunter	W 2-1
3/10/06	Toronto	1-0	DiPietro	Belfour	Satan	W 2-1
4/15/06	at Pittsburgh	4-3	DiPietro	Caron	Nilsson	W 5-4
10/11/06	at Anaheim	2-1	Dunham	Giguere	York	W 5-4
10/16/06	Nashville	0-2	Vokoun	Dunham	Sullivan	L 2-1
10/28/06	Florida	2-1	DiPietro	Belfour	Hilbert	W 4-3
11/17/06	at Tampa Bay	0-1	Holmqvist	DiPietro	Afanasenkov	L 3-2
12/9/06	Florida	2-0	DiPietro	Auld	Satan	W 5-4
1/11/07	at Boston	2-1	DiPietro	Toivonen	Blake	W 5-4
2/4/07	at Washington	0-1	Kolzig	DiPietro	Semin	L 2-1
2/10/07	at Boston	3-2	Thomas	DiPietro	Chara	L 4-3
2/13/07	at Toronto	2-1	DiPietro	Raycroft	Kozlov	W 3-2
2/22/07	Toronto	1-0	DiPietro	Raycroft	Robitaille	W 3-2
3/5/07	at NY Rangers	0-1	Lundqvist	DiPietro	Cullen	L 2-1
4/3/07	NY Rangers	1-0	Dubielewicz	Lundqvist	Satan	W 3-2
4/8/07	at New Jersey	2-1	Dubielewicz	Clemmensen	Kozlov	W 3-2
11/28/07	vs. Ottawa	2-1	DiPietro	Emery	Sillinger	W 3-2
12/5/07	at Atlanta	1-2	Lehtonen	DiPietro	Kozlov	L 4-3
1/8/08	at Vancouver	1-2	Luongo	DiPietro	Edler	L 3-2
1/11/08	at Calgary	2-1	DiPietro	Kiprusoff	Park	W 5-4
2/20/08	at Washington	1-0	DiPietro	Kolzig	Comrie	W 3-2
3/4/08	at NY Rangers	2-1	Dubielewicz	Lundqvist	Tambellini	W 4-3
3/29/08	vs. Philadelphia	0-1	Nittymaki	Dubielewicz	Briere	L 4-3
4/4/08	at NY Rangers	3-2	Dubielewicz	Lundqvist	Park	W 4-3
11/8/08	Pittsburgh	0-1	Sabourin	MacDonald	Sykora	L 4-3
11/17/08	Vancouver	1-0	MacDonald	Luongo	Nielsen	W 2-1
11/24/08	at Montreal	2-0	MacDonald	Price	Park	W 4-3
12/27/08	at Buffalo	0-2	Miller	MacDonald	Kotalik	L 4-3
2/10/09	Los Angeles	0-1	Quick	Danis	Johnson	L 4-3
2/16/09	Pittsburgh	2-1	MacDonald	Fleury	Tambellini	W 3-2
2/26/09	Toronto	1-2	Toskala	MacDonald	Stapleton	L 5-4
3/28/09	Philadelphia	1-2	Biron	Danis	Richards	L 4-3



## SKATERS SHOOTOUT STATISTICS

PLAYER	ATTEMPTS	GOALS	DET. GOALS	PCT.
Arron Asham	1	0	0	.000
Josh Bailey	2	0	0	.000
Shawn Bates	4	2	0	.500
Sean Bergenheim	1	0	0	.000
Jason Blake	11	3	2	.273
Blake Comeau	2	1	0	.500
Mike Comrie	4	1	1	.250
Bill Guerin	4	2	0	.500
Andy Hilbert	3	1	1	.333
Trent Hunter	20	5	2	.250
Viktor Kozlov	11	5	2	.455
Frans Nielsen	7	4	1	.571
Robert Nilsson	2	1	1	.500
Kyle Okposo	6	1	0	.170
Richard Park	8	3	3	.375
Mark Parrish	2	0	0	.000
Tom Poti	1	0	0	.000
Randy Robitaille	2	2	1	1.000
Miroslav Satan	27	14	7	.519
Mike Sillinger	5	2	1	.400
Ryan Smyth	1	0	0	.000
Mark Streit	1	0	0	.000
Jeff Tambellini	4	3	2	.750
Josef Vasicek	1	1	0	1.000
Doug Weight	1	0	0	.000
Brendan Witt	1	0	0	.000
Alexei Yashin	11	2	0	.182
Mike York	5	1	1	.200
<b>TOTALS</b>	<b>190</b>	<b>67</b>	<b>28</b>	<b>.353</b>

## GOALTENDERS SHOOTOUT RECORD

YANN DANIS		HOME			ROAD			OVERALL			
SEASON	GP	W	L	GP	W	L	GP	W	L	PCT	
2008-09	2	0	2	0	0	0	2	0	2	.000	
TOTALS	2	0	2	0	0	0	2	0	2	.000	

RICK DIPIETRO		HOME			ROAD			OVERALL			
SEASON	GP	W	L	GP	W	L	GP	W	L	PCT	
2005-06	6	5	1	5	3	2	11	8	3	.727	
2006-07	3	3	0	6	2	4	9	5	4	.555	
2007-08	1	1	0	4	2	2	5	3	2	.600	
2008-09	0	0	0	0	0	0	0	0	0	.000	
TOTALS	10	9	1	15	7	8	25	16	9	.640	

WADE DUBIELEWICZ				HOME			ROAD			OVERALL			
SEASON	GP	W	L	GP	W	L	GP	W	L	PCT			
2005-06	1	1	0	-	-	-	1	1	0	1.000			
2006-07	1	1	0	1	1	0	2	2	0	1.000			
2007-08	1	0	1	2	2	0	3	2	1	.667			
TOTALS	3	2	1	3	3	0	6	5	1	.833			

MIKE DUNHAM		HOME			ROAD			OVERALL			
SEASON	GP	W	L	GP	W	L	GP	W	L	PCT	
2006-07	1	0	1	1	1	0	2	1	1	.500	
TOTALS	1	0	1	1	1	0	2	1	1	.500	

JOEY MACDONALD		HOME			ROAD			OVERALL			
SEASON	GP	W	L	GP	W	L	GP	W	L	PCT	
2008-09	4	2	2	2	1	1	6	3	3	.500	
TOTALS	4	2	2	2	1	1	6	3	3	.500	

## GOALTENDERS SHOOTOUT STATISTICS

PLAYER	ATTEMPTS	GOALS	SAVE PCT.	RECORD
Yann Danis	5	3	.400	0-2
Rick DiPietro	106	27	.746	16-9
Mike Dunham	8	3	.625	1-1
Wade Dubielewicz	22	5	.773	5-1
Joey MacDonald	15	6	.600	3-3
<b>TOTALS</b>	<b>136</b>	<b>35</b>	<b>.743</b>	<b>22-11</b>

## PLAYED FOR METRO-AREA TEAMS

### ISLANDERS & RANGERS

Dave Archibald
Derek Armstrong
Bryan Berard
Bill Berg
Don Blackburn
<b>Joel Bouchard</b>
Paul Boutilier
Arnie Brown
Eric Cairns
<b>Pat Conacher</b>
Jason Dawe
Rob DiMaio
Ted Donato
Mike Donnelly
<b>Mike Dunham</b>
Dallas Eakins
Chris Ferraro
Ray Ferraro
Jeff Finley
Patrick Flatley
Greg Gilbert
Josh Green
Jari Gronstrand
Glenn Healy
Raimo Helminen
Brad Isbister
Mark Janssens
Andreas Johansson
Darius Kasparaitis
Alexander Karpovtsev
Jason Krog
Dan Lacroix
Pat LaFontaine
Troy Loney

### ISLANDERS & RANGERS (CONT.)

<b>Vladimir Malakhov</b>
Don Maloney
Bert Marshall
Mike McEwen
Jamie McLennan
Kevin Miller
Brian Mullen
<b>Sergel Nemchinov</b>
Rich Pilon
Tom Poti
Pat Price
Barry Richter
Mathieu Schneider
Ron Stewart
Chris Simon
Martin Straka
Jason Strudwick
Jeff Toms
<b>John Vanbiesbrouck</b>
Stephen Valiquette
Darren Van Impe
<b>Kevin Weekes</b>
Steve Weeks

### ISLANDERS & DEVILS

Arron Asham
<b>Joel Bouchard</b>
Tom Chorske
Danton Cole
<b>Pat Conacher</b>
Jim Dowd
<b>Mike Dunham</b>
Paul Gagne
Bill Guerin
Garry Howatt
Tom Kurvers
Viktor Kozlov
Dave Lewis
Claude Loiselle
Bob Lorimer
Brad Lukowich
<b>Vladimir Malakhov</b>
Hector Marini
Roland Melanson
Kirk Muller
<b>Sergel Nemchinov</b>
Chico Resch
Dave Roche
Derron Quint
Alexander Semak
Ken Sutton
Steve Tambellini
Chris Terreri
Steve Thomas
<b>John Vanbiesbrouck</b>
<b>Kevin Weekes</b>
Jason Wiemer

\*Players who have played for all three teams are listed in bold.



PLAYER	GP	G-A	PTS	+/-	PIM
Mike Comrie	76	21-28	49	-21	87
Bill Guerin	81	23-21	44	-15	65
Miroslav Satan	80	16-25	41	-11	39
Trent Hunter	82	12-29	41	-17	43
Josef Vasicek	81	16-19	35	+1	53
Ruslan Fedotenko	67	16-17	33	-9	40
Richard Park	82	12-20	32	-4	20
Mike Sillinger	52	14-12	26	-10	28
Sean Bergenheim	78	10-12	22	-3	62
Bryan Berard	54	5-17	22	-17	48
Chris Campoli	46	4-14	18	-1	16
Marc-Andre Bergeron	46	9-9	18	-14	16
Andy Hilbert	70	8-8	16	+2	18
Blake Comeau	51	8-7	15	+1	22
Radek Martinek	69	0-15	15	-9	40
Bruno Gervais	60	0-13	13	-5	34
Freddy Meyer	57	3-9	12	+2	22
Andy Sutton	58	1-7	8	-6	86
Brendan Witt	59	2-5	7	-8	51
Rick DiPietro	63	0-6	6	Goalie	18
Kyle Okposo	9	2-3	5	+3	2
Tim Jackman	36	1-3	4	-3	57

PLAYER	GP	G-A	PTS	+/-	PIM
Jeff Tambellini	31	1-3	4	-9	8
Frans Nielsen	16	2-1	3	+1	0
Chris Simon	28	1-2	3	-1	43
Rob Davison (TOTALS)	34	1-1	2	-6	53
with San Jose					
with ISLANDERS					
Aaron Johnson	30	0-2	2	+2	30
Ben Walter	8	1-0	1	-1	0
Jack Hillen	2	0-1	1	+1	4
Drew Fata	5	0-1	1	-1	4
Jon Sim	2	0-1	1	-1	2
Matthew Spiller	9	0-1	1	-2	7
Darryl Bootland	4	0-1	1	Even	2
Shawn Bates	2	0-1	1	-2	0
Steve Regier	8	0-0	0	-1	4
Kip Brennan	3	0-0	0	Even	12
Jeremy Colliton	16	0-0	0	-4	8
Matt Keith	3	0-0	0	-1	0
Wade Dubielewicz	20	0-0	0	Goalie	0
Joey MacDonald	2	0-0	0	Goalie	0

GOALTENDER	GP	MINS	AVG	W	L	OTL	EN	SO	GA	SA	SV %
Rick DiPietro	63	3707	2.82	26	28	7	3	3	174	1779	.902
Wade Dubielewicz	20	1132	2.70	9	9	1	3	0	51	627	.919
Joey MacDonald	2	120	3.00	0	1	1		0	6	73	.918

GAME	DATE	OPPONENT	RESULT	RECORD
1	Oct. 5	at BUF	W 6-4	1-0-0
2	Oct. 6	BUF	W 3-2	2-0-0
3	Oct. 8	WSH	L 1-2	2-1-0
4	Oct. 10	NYR	W 2-1	3-1-0
5	Oct. 11	at TOR	L 1-8	3-2-0
6	Oct. 13	at PHI	L 1-3	3-3-0
7	Oct. 18	at WSH	W 5-2	4-3-0
8	Oct. 20	N.J.	W/OT 4-3	5-3-0
9	Oct. 27	CAR	L 3-8	5-4-0
10	Nov. 1	T.B.	W 4-0	6-4-0
11	Nov. 3	PIT	W 3-2	7-4-0
12	Nov. 6	NYR	W 3-2	8-4-0
13	Nov. 10	N.J.	W 2-1	9-4-0
14	Nov. 12	at PHI	L 2-3	9-5-0
15	Nov. 15	at PIT	L 2-3	9-6-0
16	Nov. 16	at N.J.	W 1-0	10-6-0
17	Nov. 19	at NYR	W 2-1	11-6-0
18	Nov. 21	MTL	L 1-4	11-7-0
19	Nov. 23	at BOS	L 1-2	11-8-0
20	Nov. 24	BOS	W 2-1	12-8-0
21	Nov. 26	DAL	L/OT 2-3	12-8-1
22	Nov. 28	OTT	W/SO 3-2	13-8-1
23	Nov. 29	at NYR	L 2-4	13-9-1
24	Dec. 1	ATL	W 0-4	13-10-1
25	Dec. 3	BOS	L 1-3	13-11-1
26	Dec. 5	at ATL	L/SO 3-4	13-11-2
27	Dec. 7	at FLA	L 0-3	13-12-2
28	Dec. 8	at T.B.	W/OT 3-2	14-12-2
29	Dec. 12	at BUF	L 3-5	14-13-2
30	Dec. 13	PHX	L 3-2	15-13-2
31	Dec. 15	PIT	L 2-3	15-14-2
32	Dec. 19	BUF	L 1-2	15-15-2
33	Dec. 21	at PIT	W 4-2	16-15-2
34	Dec. 22	WSH	W/OT 3-2	17-15-2
35	Dec. 26	TOR	W/OT 4-3	18-15-2
36	Dec. 27	at OTT	L 2-5	18-16-2
37	Dec. 29	N.J.	W 5-2	19-16-2
38	Dec. 31	at CAR	W 4-1	20-16-2
39	Jan. 3	FLA	L/OT 3-4	20-16-3
40	Jan. 5	at COL	L/OT 1-2	20-16-4
41	Jan. 7	at EDM	L 0-4	20-17-4

GAME	DATE	OPPONENT	RESULT	RECORD
42	Jan. 8	at VAN	L/SO 2-3	20-17-5
43	Jan. 11	at CGY	W/SO 5-4	21-17-5
44	Jan. 13	at OTT	W 3-1	22-17-5
45	Jan. 15	MTL	L 1-3	22-18-5
46	Jan. 16	at N.J.	W 3-1	23-18-5
47	Jan. 19	PHI	L 3-5	23-19-5
48	Jan. 21	CAR	L/OT 2-3	23-19-6
49	Jan. 22	at CAR	W 6-3	24-19-6
50	Jan. 24	at BOS	L 1-4	24-20-6
51	Jan. 29	OTT	L 2-5	24-21-6
52	Jan. 31	L.A.	L 1-3	24-22-6
53	Feb. 2	at MTL	L 1-4	24-23-6
54	Feb. 5	ANA	L 0-3	24-24-6
55	Feb. 7	at PIT	L 3-4	24-25-6
56	Feb. 9	at MIN	L/OT 3-4	24-25-7
57	Feb. 12	PHI	W 4-3	25-25-7
58	Feb. 14	at TOR	W 5-4	26-25-7
59	Feb. 16	ATL	W 4-1	27-25-7
60	Feb. 18	S.J.	W 3-2	28-25-7
61	Feb. 20	at WSH	W/SO 3-2	29-25-7
62	Feb. 21	T.B.	W 1-0	30-25-7
63	Feb. 23	at N.J.	L 2-4	30-26-7
64	Feb. 26	PIT	L 2-4	30-27-7
65	Feb. 28	at ATL	W/OT 5-4	31-27-7
66	Mar. 1	PHI	L 1-4	31-28-7
67	Mar. 2	FLA	L 0-1	31-29-7
68	Mar. 4	at NYR	W/SO 4-3	32-29-7
69	Mar. 6	NYR	L 1-4	32-30-7
70	Mar. 8	at PHI	L 1-4	32-31-7
71	Mar. 11	at T.B.	L 4-8	32-32-7
72	Mar. 12	at FLA	L 2-4	32-33-7
73	Mar. 15	at MTL	L 0-3	32-34-7
74	Mar. 18	TOR	L 1-3	32-35-7
75	Mar. 21	at N.J.	W 3-1	33-35-7
76	Mar. 23	at PHI	L 1-4	33-36-7
77	Mar. 24	PIT	W 4-1	34-36-7
78	Mar. 27	at PIT	L 1-3	34-37-7
79	Mar. 29	PHI	L/SO 3-4	34-37-8
80	Apr. 1	N.J.	L/OT 1-2	34-37-9
81	Apr. 3	NYR	L 0-3	34-38-9
82	Apr. 4	at NYR	W/SO 4-3	35-48-9

# 2006-07 NY ISLANDERS • 40-30-12 (92 PTS) • HEAD COACH - TED NOLAN

PLAYER	GP	G-A	PTS	+/-	PIM
Jason Blake	82	40-29	69	+1	34
Ryan Smyth (TOTALS)	71	36-32	68	+2	52
with Edmonton	53	31-22	53	+2	38
with ISLANDERS	18	5-10	15	Even	14
Miroslav Satan	81	27-32	59	-12	46
Mike Sillinger	82	26-33	59	+5	46
Viktor Kozlov	81	25-26	51	+12	28
Alexei Yashin	58	18-32	50	+6	44
Marc-Andre Bergeron (TOTALS)	78	14-32	46	-4	38
with Edmonton	55	8-17	25	-9	28
with ISLANDERS	23	6-15	21	+5	10
Tom Poti	78	6-38	44	-1	74
Randy Robitaille	78	11-29	40	-6	44
with Philadelphia	28	5-12	17	-4	22
with ISLANDERS	50	6-17	23	-2	22
Trent Hunter	77	20-15	35	+5	22
Andy Hilbert	81	8-20	28	+10	34
Chris Simon	67	10-17	27	+17	75
Richard Park	82	10-16	26	+4	33
Sean Hill	81	1-24	25	+6	110
Arron Asham	80	11-12	23	+3	63
Richard Zednik	42	7-14	21	-6	18
with Washington	32	6-12	18	-4	16
with ISLANDERS	10	1-2	3	-2	2

PLAYER	GP	G-A	PTS	+/-	PIM
Radek Martinek	43	2-15	17	+19	40
Chris Campoli	51	1-13	14	-3	23
Brendan Witt	81	1-13	14	+14	131
Mike York	32	6-7	13	-9	14
Alexei Zhitnik	30	2-9	11	+13	40
Shawn Bates	48	4-6	10	+13	34
Jeff Tambellini	23	2-7	9	+6	6
Freddy Meyer	60	2-6	8	-4	38
with Philadelphia	25	2-3	5	-4	14
with ISLANDERS	35	0-3	3	Even	24
Bruno Gervais	51	0-6	6	-10	28
Frans Nielsen	15	1-1	2	-2	0
Rick DiPietro	62	0-2	2	Goalie	24
Drew Fata	3	1-0	1	-2	5
Allan Rourke	11	0-1	1	Even	4
Mike Dunham	19	0-1	1	Goalie	0
Blake Comeau	3	0-0	0	Even	0
Jeremy Colliton	1	0-0	0	-1	0
Eric Boguniecki	11	0-0	0	Even	8
Deron Quint	5	0-0	0	Even	0
Steve Regier	1	0-0	0	Even	0
Wade Dubielewicz	8	0-0	0	Goalie	0

GOALTENDER	GP	MINS	AVG	W	L	OTL	SO	GA	SA	SV %
Rick DiPietro	62	3626	2.58	32	19	9	5	156	1917	.919
Wade Dubielewicz	8	378	2.06	4	1	0	0	13	198	.934
Mike Dunham	19	979	3.74	4	10	3	0	61	552	.889

GAME	DATE	OPPONENT	RESULT	RECORD
1	Oct. 5	at PHX	L 3-6	0-1-0
2	Oct. 7	at S.J.	L 0-2	0-2-0
3	Oct. 10	at L.A.	L 2-4	0-3-0
4	Oct. 11	at ANA	W/SO 5-4	1-3-0
5	Oct. 14	BOS	W 4-1	2-3-0
6	Oct. 16	NSH	L/SO 1-2	2-3-1
7	Oct. 19	PIT	L/OT 3-4	2-3-2
8	Oct. 21	CAR	W/OT 4-3	3-3-2
9	Oct. 26	BUF	L 0-3	3-4-2
10	Oct. 28	FLA	W/OT 4-3	4-4-2
11	Oct. 31	CHI	W 5-2	5-4-2
12	Nov. 2	at N.J.	W 5-2	6-4-2
13	Nov. 4	ATL	L 1-4	6-5-2
14	Nov. 6	T.B.	L 1-5	6-6-2
15	Nov. 9	at PHI	W 3-1	7-6-2
16	Nov. 15	at DAL	W 3-0	8-6-2
17	Nov. 17	at T.B.	L/SO 2-3	8-6-3
18	Nov. 18	at FLA	W 4-1	9-6-3
19	Nov. 20	at TOR	L 2-4	9-7-3
20	Nov. 22	CAR	W 4-2	10-7-3
21	Nov. 24	PIT	W 3-1	11-7-3
22	Nov. 25	WSH	W 4-1	12-7-3
23	Nov. 28	at PIT	L 2-3	12-8-3
24	Nov. 30	PHI	L 2-3	12-9-3
25	Dec. 2	at PIT	W 5-3	13-9-3
26	Dec. 3	at NYR	W 7-4	14-9-3
27	Dec. 5	OTT	L 2-4	14-10-3
28	Dec. 7	MTL	L 2-4	14-11-3
29	Dec. 9	FLA	W/OT 5-4	15-11-3
30	Dec. 15	at PIT	L 4-7	15-12-3
31	Dec. 16	ATL	W 6-0	16-12-3
32	Dec. 19	at NYR	W 4-3	17-12-3
33	Dec. 22	at CAR	L 1-5	17-13-3
34	Dec. 23	CBJ	W 4-0	18-13-3
35	Dec. 26	NYR	W 2-0	19-13-3
36	Dec. 27	at OTT	L 0-2	19-14-3
37	Dec. 30	N.J.	L 0-2	19-15-3
38	Jan. 1	at BUF	L 1-3	19-16-3
39	Jan. 2	PHI	L 2-3	19-17-3
40	Jan. 4	at N.J.	L 3-4	19-18-3
41	Jan. 6	at CAR	L 2-4	19-19-3

GAME	DATE	OPPONENT	RESULT	RECORD
42	Jan. 9	at NYR	W 5-3	20-19-3
43	Jan. 11	at BOS	W/SO 5-4	21-19-3
44	Jan. 13	N.J.	L/OT 1-2	21-19-4
45	Jan. 15	T.B.	L 3-4	21-20-4
46	Jan. 16	at PIT	L 2-5	21-21-4
47	Jan. 18	at PHI	W 4-2	22-21-4
48	Jan. 26	at ATL	L/OT 4-5	22-21-5
49	Jan. 27	BUF	W 5-3	23-21-5
50	Jan. 30	DET	L/OT 3-4	23-21-6
51	Feb. 1	at ATL	W 5-2	24-21-6
52	Feb. 3	at MTL	W 4-2	25-21-6
53	Feb. 4	at WSH	L/SO 1-2	25-21-7
54	Feb. 7	PHI	W 2-0	26-21-7
55	Feb. 8	at N.J.	L 0-2	26-22-7
56	Feb. 10	at BOS	L/SO 3-4	26-22-8
57	Feb. 13	at TOR	W/SO 3-2	27-22-8
58	Feb. 15	BOS	W 4-1	28-22-8
59	Feb. 17	N.J.	L 0-2	28-23-8
60	Feb. 19	PIT	W 6-5	29-23-8
61	Feb. 22	TOR	W/SO 3-2	30-23-8
62	Feb. 24	MTL	W 3-2	31-23-8
63	Feb. 27	PHI	W/OT 6-5	32-23-8
64	Mar. 1	STL	L/OT 2-3	32-23-9
65	Mar. 3	at WSH	W 6-2	33-23-9
66	Mar. 5	at NYR	L/SO 1-2	33-23-10
67	Mar. 8	NYR	L 1-2	33-24-10
68	Mar. 10	WSH	W 5-2	34-24-10
69	Mar. 13	at MTL	L 3-5	34-25-10
70	Mar. 15	at OTT	L 2-5	34-26-10
71	Mar. 17	at FLA	L 5-8	34-27-10
72	Mar. 20	at T.B.	L/OT 3-4	34-27-11
73	Mar. 22	PIT	W 3-1	35-27-11
74	Mar. 24	at PHI	W 4-3	36-27-11
75	Mar. 25	NYR	L/OT 1-2	36-27-12
76	Mar. 27	N.J.	L 2-3	36-28-12
77	Mar. 30	at BUF	L 4-6	36-29-12
78	Mar. 31	OTT	L 2-5	36-30-12
79	Apr. 3	NYR	W/SO 3-2	37-30-12
80	Apr. 5	TOR	W 5-2	38-30-12
81	Apr. 7	at PHI	W 4-2	39-30-12
82	Apr. 8	at N.J.	W/SO 3-2	40-30-12

PLAYER	GP	G-A	PTS	+/-	PIM
Miroslav Satan	82	35-31	66	-8	54
Alexei Yashin	82	28-38	66	-14	68
Jason Blake	76	28-29	57	Even	60
Mark Parrish	57	24-17	41	-14	16
Mike York	75	13-39	52	-9	30
Trent Hunter	82	16-19	35	-9	34
Shawn Bates	66	15-19	34	-11	60
Chris Campoli	80	9-25	34	-16	46
Alexei Zhitnik	59	5-24	29	+4	88
Brent Sopel	57	2-25	27	-9	64
Arron Asham	63	9-15	24	-5	103
Oleg Kvasha	49	9-12	21	-2	32
Robert Nilsson	53	6-14	20	-6	26
Radek Martinek	74	1-16	17	-9	32
Brad Lukowich	57	1-12	13	-3	32
Janne Niinimaa	41	1-9	10	-7	62
Joel Bouchard	25	1-8	9	+5	23
Sean Bergenheim	28	4-5	9	-11	20
Jeff Hamilton	13	2-6	8	Even	8
Wyatt Smith	42	0-8	8	-7	26
Bruno Gervais	27	3-4	7	-1	8
Mattias Weinhandl	53	2-4	6	-4	14

GOALTENDER	GP	MINS	AVG	W	L	OTL	EN	SO	GA	SA	SV %
Rick DiPietro	63	3572	3.02	30	24	5	7	1	180	1797	.900
Wade Dubielewicz	7	310	2.90	2	3	0	1	0	15	145	.897
Garth Snow	20	1096	3.72	4	13	1	4	0	68	595	.886

GAME	DATE	OPPONENT	RESULT	RECORD
1	Oct. 5	at BUF	L 4-6	0-1-0
2	Oct. 8	CAR	W 3-2	1-1-0
3	Oct. 10	FLA	L 1-3	1-2-0
4	Oct. 13	at WSH	W 5-3	2-2-0
5	Oct. 15	at PHI	L 1-5	2-3-0
6	Oct. 19	at NYR	W/SO 3-2	3-3-0
7	Oct. 20	NYR	W 5-4	4-3-0
8	Oct. 22	at MTL	L 3-4	4-4-0
9	Oct. 25	ATL	W 4-3	5-4-0
10	Oct. 27	at NYR	L 1-3	5-5-0
11	Oct. 29	BUF	L 4-6	5-6-0
12	Nov. 1	BOS	W/OT 4-3	6-6-0
13	Nov. 3	PIT	L 1-5	6-7-0
14	Nov. 5	at OTT	L 0-6	6-8-0
15	Nov. 8	at N.J.	W 4-1	7-8-0
16	Nov. 10	at PHI	L 2-3	7-9-0
17	Nov. 12	BOS	W 5-2	8-9-0
18	Nov. 14	at PIT	W/SO 3-2	9-9-0
19	Nov. 16	at ATL	W 7-3	10-9-0
20	Nov. 17	at T.B.	L 2-3	10-10-0
21	Nov. 19	at FLA	W 5-3	11-10-0
22	Nov. 23	BUF	L/SO 3-4	11-10-1
23	Nov. 25	OTT	L 2-6	11-11-1
24	Nov. 26	at PHI	W 4-2	12-11-1
25	Nov. 29	PHI	L 3-4	12-12-1
26	Dec. 4	at DET	W 2-1	13-12-1
27	Dec. 6	at STL	W 6-3	14-12-1
28	Dec. 8	at CBJ	L/SO 3-4	14-12-2
29	Dec. 10	EDM	W/SO 3-2	15-12-2
30	Dec. 13	MIN	L 3-4	15-13-2
31	Dec. 17	COL	W 5-4	16-13-2
32	Dec. 19	at TOR	L 6-9	16-14-2
33	Dec. 21	N.J.	W 4-2	17-14-2
34	Dec. 23	OTT	L 2-4	17-15-2
35	Dec. 26	at BUF	L 3-6	17-16-2
36	Dec. 28	NYR	L 2-6	17-17-2
37	Dec. 30	at OTT	L 3-4	17-18-2
38	Jan. 2	T.B.	L 1-2	17-19-2
39	Jan. 4	FLA	W/OT 4-3	18-19-2
40	Jan. 6	at CAR	L 1-4	18-20-2
41	Jan. 7	CAR	L 0-3	18-21-2

PLAYER	GP	G-A	PTS	+/-	PIM
Denis Grebeshkov (TOTALS)	29	0-5	5	-12	20
with Los Angeles	8	0-2	2	-4	12
with ISLANDERS	21	0-3	3	-8	8
Eric Godard	57	2-2	4	-2	115
Jeff Tambellini (TOTALS)	25	1-3	4	+1	10
with Los Angeles	4	0-0	0	-1	2
with ISLANDERS	21	1-3	4	+2	8
Petteri Nokelainen	15	1-1	2	-1	4
Jeremy Colliton	19	1-1	2	+2	6
Rob Collins	8	1-1	2	+1	0
Allan Rourke	6	0-1	1	+1	0
John Erskine (TOTALS)	60	1-0	1	-15	161
with Dallas	26	0-0	0	-3	62
with ISLANDERS	34	1-0	1	-12	99
Rick DiPietro	63	0-1	1	Goalie	28
Tomi Pettinen	18	0-0	0	-2	16
Kevin Colley	16	0-0	0	-2	52
Masi Marjamaki	1	0-0	0	Even	0
Cole Jarrett	1	0-0	0	+1	0
Matt Koalska	3	0-0	0	-1	2
Steve Regier	9	0-0	0	-1	0
Ryan Caldwell	2	0-0	0	-2	2
Garth Snow	20	0-0	0	Goalie	2
Wade Dubielewicz	7	0-0	0	Goalie	0

GAME	DATE	OPPONENT	RESULT	RECORD
42	Jan. 10	at NSH	L 1-2	18-22-2
43	Jan. 12	CGY	W 3-2	19-22-2
44	Jan. 14	VAN	L 1-8	19-23-2
45	Jan. 17	at CHI	W/OT 2-1	20-23-2
46	Jan. 19	at CAR	L 3-4	20-24-2
47	Jan. 21	at N.J.	L/SO 2-3	20-24-3
48	Jan. 24	N.J.	L 0-4	20-25-3
49	Jan. 26	PIT	W/SO 4-3	21-25-3
50	Jan. 28	at BOS	W 4-3	22-25-3
51	Jan. 31	WSH	W 5-3	23-25-3
52	Feb. 2	NYR	L 2-5	23-26-3
53	Feb. 4	at PIT	W/SO 5-4	24-26-3
54	Feb. 6	T.B.	L/OT 2-3	24-26-4
55	Feb. 8	at PHI	L 2-5	24-27-4
56	Feb. 11	at N.J.	W 2-1	25-27-4
57	Feb. 28	MTL	L 3-5	25-28-4
58	Mar. 2	N.J.	W/SO 3-2	26-28-4
59	Mar. 4	PHI	W 4-2	27-28-4
60	Mar. 6	at WSH	L 2-5	27-29-4
61	Mar. 7	N.J.	W/SO 2-1	28-29-4
62	Mar. 10	TOR	W/SO 2-1	29-29-4
63	Mar. 11	at BOS	W 3-1	30-29-4
64	Mar. 14	at N.J.	W 6-1	31-29-4
65	Mar. 16	at ATL	L 2-4	31-30-4
66	Mar. 17	at FLA	L 2-4	31-31-4
67	Mar. 19	at T.B.	L 2-5	31-32-4
68	Mar. 21	MTL	W 3-1	32-32-4
69	Mar. 24	at PIT	L/OT 3-4	32-32-5
70	Mar. 25	ATL	W 5-1	33-32-5
71	Mar. 28	at MTL	L 0-2	33-33-5
72	Mar. 29	NYR	L 1-5	33-34-5
73	Mar. 31	PIT	L 0-4	33-35-5
74	Apr. 2	PHI	L 1-4	33-36-5
75	Apr. 5	at TOR	L 2-3	33-37-5
76	Apr. 6	at NYR	L 1-3	33-38-5
77	Apr. 8	WSH	W 5-0	34-38-5
78	Apr. 11	at NYR	W 3-2	35-38-5
79	Apr. 13	TOR	L/OT 3-4	35-38-6
80	Apr. 15	PIT	W/SO 5-4	36-38-6
81	Apr. 17	at PIT	L 1-6	36-39-6
82	Apr. 18	PHI	L 1-4	36-40-6

PLAYER	GP	G-A	PTS	+/-	PIM
Trent Hunter	77	25-26	51	+23	16
Oleg Kvasha	81	15-36	51	+4	48
Mariusz Czerkawski	81	25-24	49	+3	16
Jason Blake	75	22-25	47	+11	56
Adrian Aucoin	81	13-31	44	+20	54
Michael Peca	76	11-29	49	+17	71
Mark Parrish	59	24-11	35	+8	18
Alexei Yashin	47	15-19	34	-1	10
Shawn Bates	69	9-23	32	-8	46
Roman Hamrlik	81	7-22	29	+2	68
Kenny Jonsson	79	5-24	29	+25	22
Janne Niinimaa	82	9-19	28	+12	64
Dave Scatchard	61	9-16	25	+12	78
Arron Asham	79	12-12	24	-12	92
Cliff Ronning	40	9-15	24	+3	2
Mattias Weinhandl	55	8-12	20	+9	26
Justin Papineau	64	8-5	13	+4	8

GOALTENDER	GP	MINS	AVG	W	L	T	EN	SO	GA	SA	SV %
Rick DiPietro	50	2844	2.36	23	18	5	1	5	112	1261	.911
Wade Dubielewicz	2	105	1.71	1	0	1	0	0	3	50	.940
Garth Snow	39	2015	2.80	14	15	5	0	1	94	932	.899

PLAYER	GP	G-A	PTS	+/-	PIM
Eric Cairns	72	2-6	8	-5	189
Radek Martinek	47	4-3	7	-9	43
Sven Butenschon	41	1-6	7	-3	30
Justin Mapletoft	27	1-4	5	-1	6
Jason Wiemer	13	1-3	4	-1	24
Sean Bergenheim	18	1-1	2	-4	0
Eric Manlow	18	0-2	2	-2	2
Rick DiPietro	50	0-2	2	Goalie	22
Mattias Timander	5	1-1	2	+2	2
Eric Godard	31	0-1	1	-2	97
Garth Snow	39	0-1	1	Goalie	28
Alexander Karpovtsev	3	0-1	1	+1	4
Steve Webb	10	0-0	0	-1	4
Jeff Hamilton	1	0-0	0	Even	0
Derek Bekar	4	0-0	0	Even	2
Tomi Pettinen	4	0-0	0	-2	2
Wade Dubielewicz	2	0-0	0	Goalie	0

GAME	DATE	OPPONENT	RESULT	RECORD
1	Oct. 9	at WSH	L 1-6	0-1-0-0
2	Oct. 11	at BUF	W 6-0	1-1-0-0
3	Oct. 14	at ATL	T 2-2	1-1-1-0
4	Oct. 18	FLA	W 2-1	2-1-1-0
5	Oct. 20	TOR	W 5-2	3-1-1-0
6	Oct. 23	at MTL	L 0-3	3-2-1-0
7	Oct. 25	PIT	W 7-2	4-2-1-0
8	Oct. 28	N.J.	L 0-4	4-3-1-0
9	Oct. 29	at PIT	T 4-4	4-3-2-0
10	Nov. 1	ANA	W 4-1	5-3-2-0
11	Nov. 3	OTT	W 6-3	6-3-2-0
12	Nov. 6	DAL	W 4-1	7-3-2-0
13	Nov. 8	ATL	L 3-4	7-4-2-0
14	Nov. 11	at PHI	L 1-2	7-5-2-0
15	Nov. 13	MTL	W 3-1	8-5-2-0
16	Nov. 15	at NSH	L 3-4	8-6-2
17	Nov. 19	at FLA	W 4-1	9-6-2-0
18	Nov. 20	at T.B.	L 2-3	9-7-2-0
19	Nov. 22	at COL	L 1-2	9-8-2-0
20	Nov. 26	CAR	L 0-2	9-9-2-0
21	Nov. 28	at DET	L 0-6	9-10-2-0
22	Nov. 29	PHI	L 1-5	9-11-2-0
23	Dec. 2	WSH	L 1-4	9-12-2-0
24	Dec. 4	NYR	L 2-4	9-13-2-0
25	Dec. 6	CHI	W 5-2	10-13-2-0
26	Dec. 9	T.B.	W 5-2	11-13-2-0
27	Dec. 10	at N.J.	L/OT 0-1	11-13-2-1
28	Dec. 13	ATL	W 4-0	12-13-2-1
29	Dec. 16	N.J.	W 5-4	13-13-2-1
30	Dec. 18	at NYR	L 3-4	13-14-2-1
31	Dec. 20	at PHI	L 1-3	13-15-2-1
32	Dec. 21	at WSH	W 5-4	14-15-2-1
33	Dec. 23	PHI	W 4-2	15-15-2-1
34	Dec. 26	at N.J.	W 4-3	16-15-2-1
35	Dec. 27	TOR	W 3-1	17-15-2-1
36	Dec. 29	N.J.	W 3-1	18-15-2-1
37	Dec. 31	at PIT	W 6-1	19-15-2-1
38	Jan. 1	at OTT	L 0-1	19-16-2-1
39	Jan. 3	at BOS	T 3-3	19-16-3-1
40	Jan. 6	CGY	L 2-3	19-17-3-1
41	Jan. 8	EDM	W 3-1	20-17-3-1

GAME	DATE	OPPONENT	RESULT	RECORD
42	Jan. 10	NYR	L 2-3	20-18-3-1
43	Jan. 13	at NYR	L 1-4	20-19-3-1
44	Jan. 15	at OTT	T 4-4	20-19-4-1
45	Jan. 17	BUF	W 4-2	21-19-4-1
46	Jan. 19	OTT	W 5-2	22-19-4-1
47	Jan. 20	at TOR	L 0-2	22-20-4-1
48	Jan. 23	at CAR	W 3-2	23-20-4-1
49	Jan. 24	at ATL	W 3-0	24-20-4-1
50	Jan. 27	BOS	T 2-2	24-20-5-1
51	Jan. 29	at BOS	L/OT 1-2	24-20-5-2
52	Jan. 31	FLA	W 4-2	25-20-5-2
53	Feb. 3	VAN	W/OT 5-4	26-20-5-2
54	Feb. 5	at MTL	L 1-2	26-21-5-2
55	Feb. 10	at COL	T 1-1	26-21-6-2
56	Feb. 11	at DAL	T 4-4	26-21-7-2
57	Feb. 13	at PHX	W 5-2	27-21-7-2
58	Feb. 16	L.A.	T 1-1	27-21-8-2
59	Feb. 18	PIT	W 4-3	28-21-8-2
60	Feb. 19	at NYR	L 2-6	28-22-8-2
61	Feb. 21	BUF	W 4-1	29-22-8-2
62	Feb. 24	BOS	T 0-0	29-22-9-2
63	Feb. 26	NYR	L 3-6	29-23-9-2
64	Feb. 27	at BUF	W 4-2	30-23-9-2
65	Feb. 29	PIT	L/OT 2-3	30-23-9-3
66	Mar. 2	at PIT	T 3-3	30-23-10-3
67	Mar. 4	at TOR	L 2-6	30-24-10-3
68	Mar. 6	STL	L 2-4	30-25-10-3
69	Mar. 9	at STL	L/OT 2-3	30-25-10-4
70	Mar. 11	at S.J.	L 4-5	30-26-10-4
71	Mar. 12	at ANA	W 3-1	31-26-10-4
72	Mar. 16	at T.B.	W 3-1	32-26-10-4
73	Mar. 17	at FLA	L 4-6	32-27-10-4
74	Mar. 19	MIN	W 3-1	33-27-10-4
75	Mar. 21	T.B.	W 3-0	34-27-10-4
76	Mar. 23	WSH	W 3-0	35-27-10-4
77	Mar. 25	at PHI	W 4-2	36-27-10-4
78	Mar. 27	CAR	L 2-3	36-28-10-4
79	Mar. 28	at N.J.	L 2-3	36-29-10-4
80	Mar. 31	MTL	W 5-1	37-29-10-4
81	Apr. 2	at CAR	W 6-4	38-29-10-4
82	Apr. 4	PHI	T 3-3	38-29-11-4

# 2002-03 NY ISLANDERS • 35-34-11-2 (83 PTS) • HEAD COACH - PETER LAVIOLETTE

PLAYER	GP	G-A	PTS	+/-	PIM
Alexei Yashin	81	26-39	65	-12	32
Jason Blake	81	25-30	55	+16	58
Mark Parrish	81	23-25	48	-11	28
Dave Scatchard	81	27-18	45	+9	108
Shawn Bates	74	13-29	43	-9	52
Michael Peca	66	13-29	42	-4	43
Roman Hamrlik	73	9-32	41	+21	87
Adrian Aucoin	73	8-27	35	-5	70
Janne Niinimaa (TOTALS)	76	5-29	34	-9	80
with Edmonton	63	4-24	28	-7	66
with ISLANDERS	13	1-5	6	-2	14
Jason Weimer	81	9-19	28	+5	116
Kenny Jonsson	71	8-18	26	-8	24
Oleg Kvasha	69	12-14	26	+4	44
Mattias Weinhandl	47	6-17	23	-2	10
Brad Isbister	53	10-13	23	Even	34
Randy Robitaille (TOTALS)	51	6-14	20	+5	10
with Pittsburgh	41	5-12	17	+5	8
with ISLANDERS	10	1-2	3	Even	2
Mattias Timander	80	3-13	16	-2	24
Radek Martinek	66	2-11	13	+15	26

GOALTENDER	GP	MINS	AVG	W	L	T	EN	SO	GA	SA	SV %
Garth Snow	43	2390	2.31	16	17	5	8	1	92	1120	.918
Chris Osgood	37	1993	2.92	17	14	4	4	2	97	912	.894
Rick DiPietro	10	585	2.97	2	5	2	1	0	29	273	.894

GAME	DATE	OPPONENT	RESULT	RECORD
1	Oct. 10	at BUF	L 1-5	0-1-0-0
2	Oct. 12	WSH	L 1-2	0-2-0-0
3	Oct. 15	NSH	W/OT-3	1-2-0-0
4	Oct. 17	at PHI	T 3-3	1-2-1-0
5	Oct. 19	at ATL	W 5-4	2-2-1-0
6	Oct. 22	CAR	L 1-4	2-3-1-0
7	Oct. 24	FLA	W 5-3	3-3-1-0
8	Oct. 26	PHI	L 2-6	3-4-1-0
9	Oct. 29	PHX	L 2-3	3-5-1-0
10	Oct. 30	at CAR	L 2-4	3-6-1-0
11	Nov. 2	STL	L 1-6	3-7-1-0
12	Nov. 4	CGY	L 2-4	3-8-1-0
13	Nov. 7	at MTL	L 0-3	3-9-1-0
14	Nov. 8	EDM	W 4-2	4-9-1-0
15	Nov. 10	DAL	W 3-2	5-9-1-0
16	Nov. 12	OTT	L 3-5	5-10-1-0
17	Nov. 14	at BOS	L 1-4	5-11-1-0
18	Nov. 16	at PIT	W 3-2	6-11-1-0
19	Nov. 20	at FLA	T 3-3	6-11-2-0
20	Nov. 21	at T.B.	W 7-2	7-11-2-0
21	Nov. 23	at NYR	W 3-1	8-11-2-0
22	Nov. 27	OTT	T 2-2	8-11-3-0
23	Nov. 29	CBJ	L 2-4	8-12-3-0
24	Nov. 30	at OTT	L 2-4	8-13-3-0
25	Dec. 3	VAN	W 2-1	9-13-3-0
26	Dec. 6	TOR	W 4-2	10-13-3-0
27	Dec. 7	at PIT	W 6-3	11-13-3-0
28	Dec. 10	CHI	L 2-3	11-14-3-0
29	Dec. 13	at FLA	T 3-3	11-14-4-0
30	Dec. 14	at T.B.	L 3-4	11-15-4-0
31	Dec. 17	DET	T 2-2	11-15-5-0
32	Dec. 19	at MIN	W 4-2	12-15-5-0
33	Dec. 21	WSH	L 1-3	12-16-5-0
34	Dec. 23	MTL	W 3-1	13-16-5-0
35	Dec. 28	CAR	W/OT-3-0	14-16-5-0
36	Dec. 30	FLA	W 2-1	15-16-5-0
37	Dec. 31	at BUF	W/OT-1-0	16-16-5-0
38	Jan. 3	BOS	W 8-4	17-16-5-0
39	Jan. 4	at PIT	L/OT 2-3	17-16-5-1
40	Jan. 7	PIT	W 6-3	18-16-5-1
41	Jan. 9	PHI	L 0-4	18-17-5-1

PLAYER	GP	G-A	PTS	+/-	PIM
Justin Papineau (TOTALS)	16	3-3	6	Even	4
with St. Louis	11	2-1	3	-1	0
with ISLANDERS	5	1-2	3	+1	4
Claude Lapointe	66	6-6	12	-3	20
Eric Cairns	60	1-4	5	-7	124
Raffi Torres	17	0-5	5	Even	10
Justin Mapletoft	11	2-2	4	-1	2
Sven Butenschon	37	0-4	4	-6	26
Trent Hunter	8	0-4	4	+5	4
Eric Manlow	8	2-1	3	+2	4
Steve Webb	49	1-0	1	-5	75
Eric Godard	19	0-0	0	-3	48
Alan Letang	4	0-0	0	-1	0
Ray Shultz	4	0-0	0	-1	28
Brandon Smith	3	0-0	0	-2	0
Alain Nasreddine	3	0-0	0	Even	2
Tomi Pettinen	2	0-0	0	+1	0
Garth Snow	43	0-0	0	Goalie	24
Chris Osgood	37	0-0	0	Goalie	12
Rick DiPietro	10	0-0	0	Goalie	2

GAME	DATE	OPPONENT	RESULT	RECORD
42	Jan. 11	ATL	W 7-3	19-17-5-1
43	Jan. 13	at WSH	L/OT 3-4	19-17-5-2
44	Jan. 15	at N.J.	L 0-5	19-18-5-2
45	Jan. 16	at STL	W/OT-3-2	20-18-5-2
46	Jan. 19	at ATL	W 4-1	21-18-5-2
47	Jan. 21	NYR	L 0-5	21-19-5-2
48	Jan. 24	at PHI	W 3-1	22-19-5-2
49	Jan. 25	at CBJ	L 1-4	22-20-5-2
50	Jan. 28	PIT	W 5-2	23-20-5-2
51	Jan. 30	MTL	W 3-1	24-20-5-2
52	Feb. 4	PHI	L 1-2	24-21-5-2
53	Feb. 7	at WSH	L 0-3	24-22-5-2
54	Feb. 8	BUF	W 3-1	25-22-5-2
55	Feb. 11	T.B.	W 6-2	26-22-5-2
56	Feb. 13	at NSH	L 0-2	26-23-5-2
57	Feb. 15	at L.A.	W 3-2	27-23-5-2
58	Feb. 17	at ANA	T 2-2	27-23-6-2
59	Feb. 19	at S.J.	W 3-0	28-23-6-2
60	Feb. 21	COL	W 4-1	29-23-6-2
61	Feb. 23	BOS	T 4-4	29-23-7-2
62	Feb. 25	at TOR	L 2-5	29-24-7-2
63	Feb. 27	N.J.	T 3-3	29-24-8-2
64	Mar. 1	BUF	W/OT-2-1	30-24-8-2
65	Mar. 3	at NYR	T 1-1	30-24-9-2
66	Mar. 4	T.B.	L 1-3	30-25-9-2
67	Mar. 6	at BOS	L 1-4	30-26-9-2
68	Mar. 8	N.J.	L 2-4	30-27-9-2
69	Mar. 11	at VAN	L 3-4	30-28-9-2
70	Mar. 13	at EDM	W 5-2	31-28-9-2
71	Mar. 15	at OTT	W 5-2	32-28-9-2
72	Mar. 17	at NYR	L 0-1	32-29-9-2
73	Mar. 18	at TOR	T 3-3	32-29-10-2
74	Mar. 20	at MTL	W 6-3	33-29-10-2
75	Mar. 22	N.J.	L 2-4	33-30-10-2
76	Mar. 25	at CHI	W 9-2	34-30-10-2
77	Mar. 28	at TOR	L 2-5	34-31-10-2
78	Mar. 30	at N.J.	L 0-6	34-32-10-2
79	Apr. 1	NYR	T 2-2	34-32-11-2
80	Apr. 3	at DET	L 2-5	34-33-11-2
81	Apr. 5	ATL	L 2-3	34-34-11-2
82	Apr. 6	at CAR	W 2-1	35-34-11-2

# 2001-02 NY ISLANDERS • 42-28-8-4 (96 PTS) • HEAD COACH - PETER LAVIOLETTE

PLAYER	GP	G-A	PTS	+/-	PIM
Alexei Yashin	78	32-43	75	-3	25
Mark Parrish	78	30-30	60	+10	32
Michael Peca	80	25-35	60	+19	62
Shawn Bates	71	17-35	52	+18	30
Mariusz Czerkawski	82	22-29	51	-8	48
Brad Isbister	79	17-21	38	+1	113
Oleg Kvasha	71	13-25	38	-4	80
Roman Hamrik	70	11-26	37	+7	78
Adrian Aucoin	81	12-22	34	+23	62
Kenny Jonsson	76	10-22	32	+15	26
Dave Scatchard	80	12-15	27	-4	111
Kip Miller	37	7-17	24	+2	6
Claude Lapointe	80	9-12	21	-9	60
Dick Tarnstrom	62	3-16	19	-12	38
Jason Blake	82	8-10	18	-11	36
Mats Lindgren	59	3-12	15	Even	16
Darren Van Impe (TOTALS)	67	3-8	11	+12	59
with NY Rangers	17	1-0	1	+3	12
with Florida	36	1-6	7	+3	31
with ISLANDERS	14	1-2	3	+6	16
Eric Cairns	74	2-5	7	-2	176
Steve Webb	60	2-4	6	Even	104

GOALTENDER	GP	MIN	AVG	W	L	T	EN	SO	GA	SA	SV %
Chris Osgood	66	3743	2.50	32	25	6	6	4	156	1727	.910
Garth Snow	25	1217	2.71	10	7	2	3	2	55	549	.900

GAME	DATE	OPPONENT	RESULT	RECORD
1	Oct. 5	at T.B.	W 3-2	1-0-0-0
2	Oct. 6	at FLA	W 3-0	2-0-0-0
3	Oct. 10	at PIT	W 6-3	3-0-0-0
4	Oct. 11	at N.J.	W 6-4	4-0-0-0
5	Oct. 13	DET	L/OT 4-5	4-0-0-1
6	Oct. 17	at CAR	W 4-0	5-0-0-1
7	Oct. 18	CAR	W/OT2-1	6-0-0-1
8	Oct. 20	S.J.	T 2-2	6-0-1-1
9	Oct. 26	at CAR	W/OT 3-2	7-0-1-1
10	Oct. 28	DAL	W/OT3-2	8-0-1-1
11	Oct. 30	FLA	W 3-2	9-0-1-1
12	Nov. 2	at DET	L 1-2	9-1-1-1
13	Nov. 3	at PHI	W 2-1	10-1-1-1
14	Nov. 6	T.B.	W 3-0	11-1-1-1
15	Nov. 8	NYR	L 2-6	11-2-1-1
16	Nov. 10	at MTL	L 2-3	11-3-1-1
17	Nov. 14	at PIT	T 3-3	11-3-2-1
18	Nov. 16	at COL	L 0-1	11-4-2-1
19	Nov. 17	at PHX	L 1-6	11-5-2-1
20	Nov. 19	at DAL	W 3-2	12-5-2-1
21	Nov. 21	COL	W 5-4	13-5-2-1
22	Nov. 23	TOR	W 3-1	14-5-2-1
23	Nov. 24	ANA	W 5-3	15-5-2-1
24	Nov. 27	WSH	T 5-5	15-5-3-1
25	Nov. 29	MTL	T 1-1	15-5-4-1
26	Dec. 1	BUF	L 2-4	15-6-4-1
27	Dec. 4	PHI	L 2-3	15-7-4-1
28	Dec. 6	at PHI	W 2-0	16-7-4-1
29	Dec. 7	at CHI	L 3-4	16-8-4-1
30	Dec. 11	OTT	T 2-2	16-8-5-1
31	Dec. 12	at N.J.	L/OT 2-3	16-8-5-2
32	Dec. 15	FLA	L 1-3	16-9-5-2
33	Dec. 18	EDM	W 4-1	17-9-5-2
34	Dec. 21	at NYR	W 2-1	18-9-5-2
35	Dec. 22	BOS	L 2-4	18-10-5-2
36	Dec. 27	at OTT	L 2-5	18-11-5-2
37	Dec. 29	MTL	W/OT 6-5	19-11-5-2
38	Jan. 1	at WSH	L 2-3	19-12-5-2
39	Jan. 3	PIT	W 4-2	20-12-5-2
40	Jan. 5	L.A.	L 0-3	20-13-5-2
41	Jan. 6	at ATL	W 3-2	21-13-5-2

PLAYER	GP	G-A	PTS	+/-	PIM
Marko Kiprusoff	27	0-6	6	Even	4
Radek Martinek	23	1-4	5	+5	16
Chris Osgood	66	0-4	4	Goalie	10
Juraj Kolnik	7	2-0	2	-2	0
Branislav Mezei	24	0-2	2	+2	12
Ken Sutton	21	0-2	2	-5	8
Evgeny Korolev	17	0-2	2	Even	6
Raffi Torres	14	0-1	1	+2	6
Jim Cummins	12	0-0	0	-6	31
Jason Krog	2	0-0	0	Even	0
Ted Donato (TOTALS)	5	0-0	0	-5	4
with ISLANDERS	1	0-0	0	-1	0
with St. Louis	2	0-0	0	-2	2
with Los Angeles	2	0-0	0	-2	2
Alexander Kharitonov	5	0-0	0	-1	4
Ray Schultz	2	0-0	0	-1	5
Ray Giroux	2	0-0	0	-1	2
Marko Tuominen	1	0-0	0	-1	0
Kevin Haller	1	0-0	0	-1	2
Jason Podollan	1	0-0	0	Even	2
Dave Roche	1	0	0	Even	0
Garth Snow	25	0-0	0	Goalie	14

GAME	DATE	OPPONENT	RESULT	RECORD
43	Jan. 10	at MTL	L 0-4	21-15-5-2

GAME	DATE	OPPONENT	RESULT	RECORD
45	Jan. 15	at CGY	W 3-1	23-15-5-2
46	Jan. 17	at S.J.	L 2-3	23-16-5-2
47	Jan. 19	at L.A.	W 3-2	24-16-5-2
48	Jan. 22	NYR	L 4-5	24-17-5-2
49	Jan. 24	PIT	L/OT 4-5	24-17-5-3
50	Jan. 26	T.B.	W 6-2	25-17-5-3
51	Jan. 29	N.J.	L 1-3	25-18-5-3
52	Jan. 30	at NYR	W 6-3	26-18-5-3
53	Feb. 4	at FLA	T 6-6	26-18-6-3
54	Feb. 5	STL	W 4-3	27-18-6-3
55	Feb. 7	TOR	W 4-1	28-18-6-3
56	Feb. 10	at MIN	L 3-4	28-19-6-3
57	Feb. 12	at PHI	W/OT1-0	29-19-6-3
58	Feb. 26	BOS	T 3-3	29-19-7-3
59	Mar. 1	at ATL	L 3-4	29-20-7-3
60	Mar. 2	ATL	W 4-1	30-20-7-3
61	Mar. 4	PIT	L 2-4	30-21-7-3
62	Mar. 7	BUF	L 0-5	30-22-7-3
63	Mar. 8	at CBJ	L 2-4	30-23-7-3
64	Mar. 10	ATL	W 6-1	31-23-7-3
65	Mar. 12	at BUF	W 3-0	32-23-7-3
66	Mar. 13	at N.J.	L 2-3	32-24-7-3
67	Mar. 16	at OTT	L 3-4	32-25-7-3
68	Mar. 19	at TOR	L/OT 2-3	32-25-7-4
69	Mar. 21	VAN	W 3-2	33-25-7-4
70	Mar. 23	MIN	W 2-1	34-25-7-4
71	Mar. 25	NYR	W 4-2	35-25-7-4
72	Mar. 27	OTT	L 1-4	35-26-7-4
73	Mar. 28	at TOR	W 5-4	36-26-7-4
74	Mar. 30	at WSH	L 2-4	36-27-7-4
75	Apr. 1	N.J.	W 4-2	37-27-7-4
76	Apr. 3	at BUF	T 1-1	37-27-8-4
77	Apr. 4	at BOS	W/OT 2-1	38-27-8-4
78	Apr. 6	WSH	W 5-4	39-27-8-4
79	Apr. 8	CAR	L 1-2	39-28-8-4
80	Apr. 11	at NSH	W 5-2	40-28-8-4
81	Apr. 12	at T.B.	W 3-1	41-28-8-4
82	Apr. 14	PHI	W 3-1	42-28-8-4

# 2000-01 NY ISLANDERS • 21-51-7-3 (52 PTS) • HEAD COACH - BUTCH GORING

PLAYER	GP	G-A	PTS	+/-	PIM
Mariusz Czerkawski	82	30-32	62	-24	48
Roman Hamrik	76	16-30	46	-20	92
Dave Scatchard	81	21-24	45	-9	114
Tim Connolly	82	10-31	41	-14	42
Brad Isbister	51	18-14	32	-19	59
Claude Lapointe	80	9-23	32	-2	56
Mark Parrish	70	17-13	30	-27	28
Kenny Jonsson	65	8-21	29	-22	30
Bill Muckalt	60	11-15	26	-4	33
Oleg Kvasha	62	11-9	20	-15	46
Garry Galley	56	6-14	20	-4	59
Taylor Pyatt	78	4-14	18	-17	39
Jason Blake	30	4-8	12	-12	24
Zdeno Chara	82	2-7	9	-27	157
Aris Brimanis	56	0-8	8	-12	26
Juraj Kolnik	29	4-3	7	-8	12
Mark Lawrence	36	3-4	7	-9	32
Mats Lindgren	20	3-4	7	+4	10
Steve Martins (TOTALS)	59	2-4	6	-16	33
with Tampa Bay	20	1-1	2	-9	13
with ISLANDERS	39	1-3	4	-7	20

GOALTENDER	GP	MINS	AVG	W	L	T	EN	SO	GA	SA	SV %
Chris Terreri	8	443	2.44	2	4	1	2	0	18	205	.912
J. Vanbiesbrouck	44	2390	3.01	10	25	5	4	1	120	1177	.898
Wade Flaherty	20	1017	3.30	6	10	0	3	1	56	470	.881
Rick DiPietro	20	1083	3.49	3	15	1	2	0	63	515	.878

GAME	DATE	OPPONENT	RESULT	RECORD
1	Oct. 6	at T.B.	T 3-3	0-0-1-0
2	Oct. 11	at TOR	L 2-3	0-1-1-0
3	Oct. 14	CGY	L 0-2	0-2-1-0
4	Oct. 17	ANA	L 3-4	0-3-1-0
5	Oct. 20	at ATL	W 5-3	1-3-1-0
6	Oct. 21	at WSH	T 4-4	1-3-2-0
7	Oct. 27	MTL	W 2-1	2-3-2-0
8	Oct. 28	at MTL	W 2-1	3-3-2-0
9	Oct. 31	BOS	W 4-2	4-3-2-0
10	Nov. 1	at FLA	W 3-0	5-3-2-0
11	Nov. 3	at T.B.	L/OT 3-4	5-3-2-1
12	Nov. 5	L.A.	L 1-4	5-4-2-1
13	Nov. 7	NSH	W 2-1	6-4-2-1
14	Nov. 9	at BUF	L 0-3	6-5-2-1
15	Nov. 11	S.J.	L 0-4	6-6-2-1
16	Nov. 16	at L.A.	L 1-5	6-7-2-1
17	Nov. 18	at S.J.	L 3-5	6-8-2-1
18	Nov. 19	at ANA	L 1-2	6-9-2-1
19	Nov. 22	NYR	L/OT 3-4	6-9-2-2
20	Nov. 24	at WSH	L 0-1	6-10-2-2
21	Nov. 25	DET	L 3-4	6-11-2-2
22	Nov. 27	T.B.	W 7-4	7-11-2-2
23	Nov. 30	TOR	L 4-6	7-12-2-2
24	Dec. 1	at N.J.	T 0-0	7-12-3-2
25	Dec. 3	N.J.	T 1-1	7-12-4-2
26	Dec. 6	at FLA	W 4-1	8-12-4-2
27	Dec. 9	ATL	L 2-5	8-13-4-2
28	Dec. 10	at PHI	L 2-5	8-14-4-2
29	Dec. 12	WSH	L 2-3	8-15-4-2
30	Dec. 15	TOR	W 3-2	9-15-4-2
31	Dec. 16	at OTT	L 0-6	9-16-4-2
32	Dec. 19	CAR	W 2-1	10-16-4-2
33	Dec. 21	DAL	L 1-3	10-17-4-2
34	Dec. 23	CBJ	L 5-7	10-18-4-2
35	Dec. 27	BOS	L 2-5	10-19-4-2
36	Dec. 29	ATL	W 5-2	11-19-4-2
37	Dec. 30	BUF	L 0-2	11-20-4-2
38	Jan. 2	MTL	L 0-3	11-21-4-2
39	Jan. 4	at N.J.	L 2-4	11-22-4-2
40	Jan. 6	PHX	L 1-2	11-23-4-2
41	Jan. 7	at CAR	L 2-5	11-24-4-2

PLAYER	GP	G-A	PTS	+/-	PIM
Kevin Haller	30	1-5	6	+5	56
Jeff Toms	39	2-4	6	-7	10
Mike Stapleton	34	1-4	5	-5	2
Branislav Mezei	42	1-4	5	-5	53
Eric Cairns	45	2-2	4	-18	106
Jason Krog	9	0-3	3	+4	0
Craig Berube	60	0-3	3	-5	72
Ray Schultz	13	0-2	2	-1	40
Rick DiPietro	20	0-2	2	Goalie	6
Steve Webb	31	0-2	2	+1	35
Anders Myrvold	12	0-1	1	-2	0
Mathieu Biron	14	0-1	1	+2	12
Evgeny Korolev	8	0-0	0	Even	6
Robert Petrovicky	11	0-0	0	-1	4
Jesse Belanger	12	0-0	0	-5	2
John Vanbiesbrouck	44	0-0	0	Goalie	8
Wade Flaherty	20	0-0	0	Goalie	2
Chris Terreri (TOTALS)	18	0-0	0	Goalie	2
with New Jersey	10	0-0	0	Goalie	0
with ISLANDERS	8	0-0	0	Goalie	2

GAME	DATE	OPPONENT	RESULT	RECORD
42	Jan. 9	CHI	L 3-6	11-25-4-2
43	Jan. 12	at PIT	L 3-4	11-26-4-2
44	Jan. 13	PIT	W 6-5	12-26-4-2
45	Jan. 16	at COL	L 1-4	12-27-4-2
46	Jan. 19	at MIN	L 2-3	12-28-4-2
47	Jan. 21	at ATL	T 4-4	12-28-5-2
48	Jan. 23	OTT	L 2-3	12-29-5-2
49	Jan. 26	at NYR	W 3-2	13-29-5-2
50	Jan. 27	BUF	1-2	13-30-5-2
51	Jan. 31	N.J.	W 3-2	14-30-5-2
52	Feb. 1	at PHI	L 0-2	14-31-5-2
53	Feb. 7	at BUF	L/OT 1-2	14-31-5-3
54	Feb. 9	PHI	L 2-5	14-32-5-3
55	Feb. 10	at MTL	L 3-5	14-33-5-3
56	Feb. 12	at OTT	L 1-3	14-34-5-3
57	Feb. 14	PHI	L 1-3	14-35-5-3
58	Feb. 16	at EDM	W 4-2	15-35-5-3
59	Feb. 18	at VAN	L 2-3	15-36-5-3
60	Feb. 22	PHI	W/OT 4-3	16-36-5-3
61	Feb. 24	FLA	W 5-4	17-36-5-3
62	Feb. 25	at PIT	L 1-6	17-37-5-3
63	Feb. 27	N.J.	L 1-4	17-38-5-3
64	Mar. 1	CAR	L 1-3	17-39-5-3
65	Mar. 3	T.B.	L 0-6	17-40-5-3
66	Mar. 5	at NYR	W 5-2	18-40-5-3
67	Mar. 6	WSH	L 1-5	18-41-5-3
68	Mar. 9	MIN	L 1-4	18-42-5-3
69	Mar. 11	FLA	L 1-4	18-43-5-3
70	Mar. 14	at PIT	W 3-1	19-43-5-3
71	Mar. 17	at CBJ	T 3-3	19-43-6-3
72	Mar. 18	at CAR	L 1-2	19-44-6-3
73	Mar. 20	at STL	W 4-3	20-44-6-3
74	Mar. 23	at DAL	L 1-2	20-45-6-3
75	Mar. 25	at PHX	T 2-2	20-45-7-3
76	Mar. 28	at NYR	L 2-4	20-46-7-3
77	Mar. 29	NYR	L 4-6	20-47-7-3
78	Mar. 31	at BOS	L 2-4	20-48-7-3
79	Apr. 2	PIT	W 4-1	21-48-7-3
80	Apr. 4	at TOR	L 2-4	21-49-7-3
81	Apr. 6	OTT	L 3-4	21-50-7-3
82	Apr. 7	at BOS	L 2-4	21-51-7-3

# 1999-00 NY ISLANDERS • 24-48-9-1 (58 PTS) • HEAD COACH - BUTCH GORING

PLAYER	GP	G-A	PTS	+/-	PIM
Mariusz Czerkawski	79	35-35	70	-16	34
Brad Isbister	64	22-20	42	-18	100
Tim Connolly	81	14-20	34	-25	44
Claude Lapointe	76	15-16	31	-22	60
Jorgen Jonsson	68	11-17	28	-6	16
Dave Scatchard	44	12-14	26	Even	93
Josh Green	49	12-14	26	-7	41
Kenny Jonsson	65	1-24	25	-15	32
Olli Jokinen	82	11-10	21	Even	80
Jamie Heward	54	6-11	17	-9	26
Jamie Rivers	75	1-16	17	-4	84
Mats Lindgren	43	9-7	16	Even	24
Gino Odjick	46	5-10	15	-7	90
Mike Watt	45	5-6	11	-8	17
Dmitri Nabokov	26	4-7	11	-8	16
Zdeno Chara	65	2-9	11	-27	57
Niklas Andersson	17	3-7	10	-1	4
Eric Cairns	67	2-7	9	-5	196
Raymond Giroux	14	0-9	9	Even	10
Mathieu Biron	60	4-4	8	-13	38
Mikael Andersson	19	0-3	3	-1	4
Johan Davidsson	19	3-4	7	Even	2
Bill Muckalt	12	4-3	7	+5	4
Jason Krog	17	2-4	6	-1	6
Mark Lawrence	29	1-5	6	-13	26

GOALTENDER	GP	MINS	AVG	W	L	T	EN	SO	GA	SA	SV %
Stephen Valiquette	6	193	1.87	2	0	0	0	0	6	117	.949
Wade Flaherty	4	182	2.31	0	1	1	1	0	7	81	.914
Felix Potvin	22	1273	3.21	5	14	3	3	1	68	632	.892
Roberto Luongo	24	1292	3.25	7	14	1	2	1	70	730	.904
Kevin Weekes	36	2026	3.41	10	20	4	3	1	115	1173	.902

GAME	DATE	OPPONENT	RESULT	RECORD
1	Oct. 2	at T.B.	L 2-4	0-1-0-0
2	Oct. 10	COL	W 4-2	1-1-0-0
3	Oct. 11	NYR	L 2-4	1-2-0-0
4	Oct. 14	ATL	L 0-2	1-3-0-0
5	Oct. 16	at N.J.	L 1-4	1-4-0-0
6	Oct. 18	at MTL	W 4-2	2-4-0-0
7	Oct. 23	VAN	T 2-2	2-4-1-0
8	Oct. 27	at FLA	L 3-6	2-5-1-0
9	Oct. 30	CAR	L 0-4	2-6-1-0
10	Nov. 3	at NYR	T 3-3	2-6-2-0
11	Nov. 4	MTL	W/OT 2-1	3-6-2-0
12	Nov. 6	at BUF	L 1-2	3-7-2-0
13	Nov. 10	at CAR	W 2-0	4-7-2-0
14	Nov. 12	at CHI	L 0-5	4-8-2-0
15	Nov. 13	STL	L 3-5	4-9-2-0
16	Nov. 19	at COL	W 3-2	5-9-2-0
17	Nov. 21	at EDM	T 4-4	5-9-3-0
18	Nov. 23	at CGY	L 2-3	5-10-3-0
19	Nov. 27	WSH	L 3-4	5-11-3-0
20	Nov. 28	at BOS	W 2-1	6-11-3-0
21	Nov. 30	DAL	L 1-2	6-12-3-0
22	Dec. 2	CGY	L 0-5	6-13-3-0
23	Dec. 4	ATL	L 3-4	6-14-3-0
24	Dec. 7	at WSH	L 2-4	6-15-3-0
25	Dec. 9	MTL	L 2-4	6-16-3-0
26	Dec. 11	at OTT	T 1-1	6-16-4-0
27	Dec. 14	EDM	L 2-4	6-17-4-0
28	Dec. 15	at TOR	L 1-5	6-18-4-0
29	Dec. 18	BUF	T 2-2	6-18-5-0
30	Dec. 19	N.J.	W 5-3	7-18-5-0
31	Dec. 21	PIT	L 0-4	7-19-5-0
32	Dec. 23	NYR	W 4-2	8-19-5-0
33	Dec. 27	BOS	W 3-0	9-19-5-0
34	Dec. 29	TOR	L 1-2	9-20-5-0
35	Dec. 30	at PIT	L 3-9	9-21-5-0
36	Jan. 2	PHI	L 1-4	9-22-5-0
37	Jan. 4	BOS	L 3-7	9-23-5-0
38	Jan. 6	at PHI	L 2-3	9-24-5-0
39	Jan. 8	at BOS	W 5-2	10-24-5-0
40	Jan. 10	PHX	T 2-2	10-24-6-0
41	Jan. 12	at FLA	L 3-4	10-25-6-0

PLAYER	GP	G-A	PTS	+/-	PIM
Ted Drury	55	2-1	3	-8	31
Chris Ferraro	11	1-3	4	+1	8
Steve Webb	65	1-3	4	-4	103
Vladimir Orszagh	11	2-1	3	+1	4
Aris Brimanis	18	2-1	3	-5	6
Evgeny Korolev	17	1-2	3	-10	8
Ian Herbers (TOTALS)	43	0-3	3	-6	47
with Tampa Bay	37	0-0	0	-12	45
with ISLANDERS	6	0-3	3	+6	2
Sean Haggerty	5	1-1	2	+3	4
Rich Pilon	9	0-2	2	-2	34
Tony Hrkac	7	0-2	2	-1	0
Vlad Chebaturkin	17	1-1	2	-3	8
Eric Brewer	26	0-2	2	-11	20
Scott Pearson	2	0-1	1	+1	0
Dallas Eakins	2	0-1	1	+3	2
Ray Schultz	9	0-1	1	+1	30
Kevin Weekes	36	0-1	1	Goalie	0
Daniel Lacroix	1	0-0	0	+1	0
Petr Mika	3	0-0	0	-1	0
Wade Flaherty	4	0-0	0	Goalie	0
Felix Potvin	22	0-0	0	Goalie	2
Stephen Valiquette	6	0-0	0	Goalie	0
Roberto Luongo	24	0-0	0	Goalie	0

GAME	DATE	OPPONENT	RESULT	RECORD
42	Jan. 13	at T.B.	L 2-4	10-26-6-0
43	Jan. 15	NYR	L 2-5	10-27-6-0
44	Jan. 17	OTT	L/OT 3-4	10-27-6-1
45	Jan. 19	at MTL	L 0-3	10-28-6-1
46	Jan. 21	at N.J.	L 0-4	10-29-6-1
47	Jan. 22	T.B.	W 2-0	11-29-6-1
48	Jan. 26	at ANA	W 4-2	12-29-6-1
49	Jan. 29	at S.J.	W/OT 3-2	13-29-6-1
50	Jan. 31	at L.A.	L 2-5	13-30-6-1
51	Feb. 2	NSH	L 4-6	13-31-6-1
52	Feb. 3	at PIT	L 2-4	13-32-6-1
53	Feb. 8	CAR	L 3-4	13-33-6-1
54	Feb. 10	T.B.	W/OT 5-4	14-33-6-1
55	Feb. 12	PIT	W 5-1	15-33-6-1
56	Feb. 13	at NYR	W 4-2	16-33-6-1
57	Feb. 15	S.J.	L 1-4	16-34-6-1
58	Feb. 17	at PHI	T 2-2	16-34-7-1
59	Feb. 19	at N.J.	W 4-2	17-34-7-1
60	Feb. 21	DET	L 0-2	17-35-7-1
61	Feb. 25	at DET	L 2-5	17-36-7-1
62	Feb. 26	PHI	L 1-5	17-37-7-1
63	Feb. 28	WSH	L 2-3	17-38-7-1
64	Mar. 2	OTT	T 5-5	17-38-8-1
65	Mar. 4	BUF	W 4-2	18-38-8-1
66	Mar. 5	at PHI	W/OT 4-3	19-38-8-1
67	Mar. 9	at PHX	L 0-5	19-39-8-1
68	Mar. 10	at DAL	W/OT 4-3	20-39-8-1
69	Mar. 12	at BUF	L 2-4	20-40-8-1
70	Mar. 15	at WSH	L 3-4	20-41-8-1
71	Mar. 16	at ATL	W 4-2	21-41-8-1
72	Mar. 18	FLA	L 2-4	21-42-8-1
73	Mar. 21	PIT	L 2-8	21-43-8-1
74	Mar. 22	at TOR	W 5-2	22-43-8-1
75	Mar. 24	N.J.	L 2-8	22-44-8-1
76	Mar. 26	at CAR	L 1-4	22-45-8-1
77	Mar. 28	at NSH	L 2-3	22-46-8-1
78	Apr. 1	CHI	T 2-2	22-46-9-1
79	Apr. 2	at ATL	L 4-5	22-47-9-1
80	Apr. 6	at OTT	W 2-1	23-47-9-1
81	Apr. 7	TOR	L 1-2	23-48-9-1
82	Apr. 9	FLA	W 3-2	24-48-9-1



PLAYER	GP	G-A	PTS	+/-	PIM
Robert Reichel	70	19-37	56	-15	50
Zigmund Palffy	50	22-28	50	-6	34
Trevor Linden	82	18-29	47	-14	32
Bryan Smolinski	82	16-24	40	-7	49
Mariusz Czerkawski	78	21-17	38	-10	14
Claude Lapointe	82	14-23	37	-19	62
Mark Lawrence	60	14-16	30	-8	38
Craig Janney (TOTALS)	56	5-22	27	-15	14
with Tampa Bay	38	4-18	22	-13	10
with ISLANDERS	18	1-4	5	-2	4
Kenny Jonsson	63	8-18	26	-18	34
Mats Lindgren (TOTALS)	60	10-15	25	+2	24
with Edmonton	48	5-12	17	+4	22
with ISLANDERS	12	5-3	8	+2	2
Mike Watt	75	8-17	25	-2	12
Barry Richter	72	6-18	24	-4	34
Ted Donato	55	7-11	18	-10	27
Sergei Nemchinov	67	8-8	16	-17	22
Bryan Berard	31	4-11	15	-6	26
Eric Brewer	63	5-6	11	-14	32
Scott Lachance	59	1-8	9	-19	30
Zdeno Chara	59	2-6	8	-8	83
David Harlock	70	2-6	8	-16	68

PLAYER	GP	G-A	PTS	+/-	PIM
Gino Odjick	23	4-3	7	-2	133
Kevin Miller	33	1-5	6	-5	13
Jason Dawe	22	2-3	5	Even	8
Richard Pilon	52	0-4	4	-8	88
Joe Sacco	73	3-0	3	-24	45
Ted Crowley	13	1-2	3	Even	2
Eric Cairns	9	0-3	3	+1	23
Ken Belanger	9	1-1	2	+1	30
Dmitri Nabokov	4	0-2	2	+4	2
Tom Chorske	2	0-1	1	+1	2
Vladimir Orszagh	12	1-0	1	+2	6
Dean Malkoc	2	0-1	1	+3	7
Mike Kennedy	1	0-0	0	Even	2
Ray Schultz	4	0-0	0	-2	7
Tommy Salo	51	0-0	0	Goalie	12
Marcel Cousineau	6	0-0	0	Goalie	0
Vlad Chebatourkin	8	0-0	0	+6	12
Mike Hough	11	0-0	0	-2	2
Warren Luhnning	11	0-0	0	-4	8
Felix Potvin	16	0-0	0	Goalie	0
Wade Flaherty	20	0-0	0	Goalie	4
Steve Webb	45	0-0	0	-10	32

GOALTENDER	GP	MINS	AVG	w	L	T	EN	SO	GA	SA	SV %
Tommy Salo	51	3018	2.62	17	26	7	5	5	132	1368	.904
Marcel Cousineau	6	293	2.87	0	4	0	0	0	14	119	.882
Wade Flaherty	20	1048	3.03	5	1	2	3	0	53	491	.892
Felix Potvin	16	905	3.71	5	9	1	0	0	56	345	.893

GAME	DATE	OPPONENT	RESULT	RECORD
1	Oct. 10	PIT	L 3-4	0-1-0
2	Oct. 12	at BOS	L 0-3	0-2-0
3	Oct. 14	at T.B.	W 2-0	1-2-0
4	Oct. 17	at STL	W 1-0	2-2-0
5	Oct. 21	EDM	L 2-4	2-3-0
6	Oct. 22	at NYR	L 2-3	2-4-0
7	Oct. 24	BUF	W 5-4	3-4-0
8	Oct. 27	L.A.	W 1-0	4-4-0
9	Oct. 29	N.J.	L 1-2	4-5-0
10	Oct. 31	PHI	W 3-2	5-5-0
11	Nov. 2	FLA	W 6-2	6-5-0
12	Nov. 5	CAR	L 3-6	6-6-0
13	Nov. 7	at MTL	L 2-4	6-7-0
14	Nov. 9	at TOR	W 3-1	7-7-0
15	Nov. 10	at PIT	L 2-3	7-8-0
16	Nov. 12	MTL	W 4-0	8-8-0
17	Nov. 14	WSH	L 3-5	8-9-0
18	Nov. 17	at COL	L 2-5	8-10-0
19	Nov. 20	at DAL	L 2-4	8-11-0
20	Nov. 21	at NSH	W 6-3	9-11-0
21	Nov. 25	PHI	W 4-2	10-11-0
22	Nov. 26	at OTT	L 1-4	10-12-0
23	Nov. 28	CAR	L 1-3	10-13-0
24	Dec. 2	NYR	L 2-3	10-14-0
25	Dec. 4	at WSH	L 1-5	10-15-0
26	Dec. 5	N.J.	L 5-7	10-16-0
27	Dec. 8	COL	L 1-2	10-17-0
28	Dec. 12	T.B.	L 1-2 OT	10-18-0
29	Dec. 15	at S.J.	W 1-0	11-18-0
30	Dec. 17	at L.A.	W 5-4 OT	12-18-0
31	Dec. 18	at ANA	T 2-2	12-18-1
32	Dec. 20	at PHX	L 2-4	12-19-1
33	Dec. 22	STL	T 3-3	12-19-2
34	Dec. 26	BOS	W 4-2	13-19-2
35	Dec. 28	at FLA	L 1-5	13-20-2
36	Dec. 29	at T.B.	L 0-3	13-21-2
37	Dec. 31	at CHI	L 0-1	13-22-2
38	Jan. 2	S.J.	L 3-4 OT	13-23-2
39	Jan. 5	CHI	T 1-1	13-23-3
40	Jan. 7	at PHI	L 0-5	13-24-3
41	Jan. 9	at MTL	L 2-3	13-25-3

GAME	DATE	OPPONENT	RESULT	RECORD
42	Jan. 11	at WSH	L 3-4	13-26-3
43	Jan. 13	at NYR	L 3-4 OT	13-27-3
44	Jan. 16	at FLA	L 0-1	13-28-3
45	Jan. 20	FLA	L 2-5	13-29-3
46	Jan. 21	at PIT	W 5-2	14-29-3
47	Jan. 26	BOS	W 4-1	15-29-3
48	Jan. 29	PHX	T 4-4	15-29-4
49	Jan. 30	at OTT	L 2-9	15-30-4
50	Feb. 3	at DET	L 1-5	15-31-4
51	Feb. 4	at BOS	W 5-4	16-31-4
52	Feb. 7	VAN	T 3-3	16-31-5
53	Feb. 9	WSH	L 1-2	16-32-5
54	Feb. 12	NSH	L 1-2	16-33-5
55	Feb. 13	at BUF	T 2-2	16-33-6
56	Feb. 15	T.B.	T 3-3	16-33-7
57	Feb. 17	PIT	W 3-1	17-33-7
58	Feb. 20	at N.J.	W 3-2	18-33-7
59	Feb. 21	at CAR	L 1-4	18-34-7
60	Feb. 25	TOR	L 1-4	18-35-7
61	Feb. 27	DET	W 3-1	19-35-7
62	Mar. 2	OTT	L 2-4	19-36-7
63	Mar. 4	DAL	L 2-3 OT	19-37-7
64	Mar. 6	at PHI	T 3-3	19-37-8
65	Mar. 7	N.J.	L 2-4	19-38-8
66	Mar. 9	PHI	T 2-2	19-38-9
67	Mar. 11	TOR	L 1-2	19-39-9
68	Mar. 14	NYR	L 2-3 OT	19-40-9
69	Mar. 15	at BUF	L 1-2	19-41-9
70	Mar. 19	at VAN	W 3-1	20-41-9
71	Mar. 21	at CGY	L 1-2	20-42-9
72	Mar. 24	at CAR	L 1-2	20-43-9
73	Mar. 27	OTT	L 3-7	20-44-9
74	Mar. 29	at NYR	L 1-3	20-45-9
75	Mar. 31	at FLA	W 5-3	21-45-9
76	Apr. 3	ANA	T 2-2	21-45-10
77	Apr. 6	BUF	L 3-4	21-46-10
78	Apr. 8	MTL	W 3-1	22-46-10
79	Apr. 10	CAR	L 1-6	22-47-10
80	Apr. 12	at N.J.	W 4-2	23-47-10
81	Apr. 14	at TOR	L 2-3 OT	23-48-10
82	Apr. 17	at PIT	W 7-2	24-48-10

# 1997-98 NY ISLANDERS • 30-41-11 (71 PTS) • HEAD COACH RICK BOWNESS/MIKE MILBURY

PLAYER	GP	G-A	PTS	+/-	PIM
Zigmund Palffy	82	45-42	87	-2	34
Robert Reichel	82	25-40	65	-11	32
Bryan Berard	75	14-32	46	-32	59
Bryan Smolinski	81	13-30	43	-16	34
Kenny Jonsson	81	14-26	40	-2	58
Jason Dawe (TOTALS)	81	20-19	39	+8	42
with Buffalo	68	19-17	36	+10	36
with ISLANDERS	13	1	2	3	6
Trevor Linden (TOTALS)	67	17-21	38	-14	82
with Vancouver	42	7-14	21	-13	49
with ISLANDERS	25	10-7	17	-1	33
Tom Chorske	82	12-23	35	+7	39
Sergei Nemchinov	74	10-19	29	+3	24
Travis Green	54	14-12	26	-19	66
Mariusz Czerkawski	68	12-13	25	+11	23
Joe Sacco (TOTALS)	80	11-14	25	Even	34
with Anaheim	55	8-11	19	-1	24
with ISLANDERS	25	3-3	6	+1	10
J.J. Daigneault (TOTALS)	71	2-21	23	-9	49
with Anaheim	53	2-15	17	-10	28
with ISLANDERS	18	0	6	6	21
Claude Lapointe	78	10-10	20	-9	47
Todd Bertuzzi	52	7-11	18	-19	58
Scott Lachance	63	2-11	13	-11	45
Bryan McCabe	56	3-9	12	+9	145

GOALTENDER	GP	MINS	AVG	W	L	T	EN	SO	GA	SA	SV %
Wade Flaherty	16	694	1.99	4	4	3	0	3	23	309	.936
Tommy Salo	62	3461	2.64	23	29	5	9	4	152	1617	.906
Eric Fichaud	17	807	2.97	3	8	3	1	1	40	422	.905

\*Wade Flaherty and Tommy Salo shared a shutout vs NYR on Apr 4, 1998

GAME	DATE	OPPONENT	RESULT	RECORD
1	Oct. 3	at NYR	T 2-2	0-0-1
2	Oct. 4	TOR	W 3-0	1-0-1
3	Oct. 8	WSH	L 3-6	1-1-1
4	Oct. 11	at WSH	L 1-3	1-2-1
5	Oct. 13	at FLA	T 2-2	1-2-2
6	Oct. 16	at S.J.	W 5-2	2-2-2
7	Oct. 19	at ANA	W 5-2	3-2-2
8	Oct. 21	at L.A.	L 2-3	3-3-2
9	Oct. 25	ANA	L 2-4	3-4-2
10	Oct. 27	S.J.	L 1-2	3-5-2
11	Oct. 29	at MTL	W 5-2	4-5-2
12	Oct. 30	NYR	W 5-3	5-5-2
13	Nov. 1	L.A.	W 4-2	6-5-2
14	Nov. 5	EDM	T 4-4	6-5-3
15	Nov. 7	at CAR	W 3-2	7-5-3
16	Nov. 8	CHI	L 2-4	7-6-3
17	Nov. 10	N.J.	L 1-3	7-7-3
18	Nov. 12	at FLA	T 2-2	7-7-4
19	Nov. 14	at T.B.	W 4-1	8-7-4
20	Nov. 15	FLA	L 0-1	8-8-4
21	Nov. 19	at DET	W 3-2	9-8-4
22	Nov. 20	at N.J.	L 1-5	9-9-4
23	Nov. 22	at BUF	L 1-6	9-10-4
24	Nov. 26	NYR	W 4-1	10-10-4
25	Nov. 28	at PHI	L 1-4	10-11-4
26	Nov. 29	STL	W 4-2	11-11-4
27	Dec. 2	OTT	L 2-4	11-12-4
28	Dec. 3	at CAR	L 3-5	11-13-4
29	Dec. 6	PHX	W 4-0	12-13-4
30	Dec. 9	CGY	L 1-3	12-14-4
31	Dec. 11	at PHI	L 3-4	12-15-4
32	Dec. 13	FLA	W 4-1	13-15-4
33	Dec. 16	at WSH	T 2-2	13-15-5
34	Dec. 17	BUF	W 4-0	14-15-5
35	Dec. 20	at BOS	W 4-3	15-15-5
36	Dec. 22	OTT	L 1-4	15-16-5
37	Dec. 26	at N.J.	L 3-4	15-17-5
38	Dec. 27	FLA	L 2-6	15-18-5
39	Dec. 29	at PIT	L 1-5	15-19-5
40	Dec. 31	at COL	L 1-3	15-20-5
41	Jan. 2	at DAL	L 1-2	15-21-5

PLAYER	GP	G-A	PTS	+/-	PIM
Mike Hough	74	5-7	12	-4	27
Mark Janssens	12	0-0	0	-3	34
Richard Pilon	76	0-7	7	+1	291
Gino Odjick (TOTALS)	48	3-2	5	-2	212
with Vancouver	35	3-2	5	-3	181
with ISLANDERS	13	0-0	0	+1	31
Ken Belanger	37	3-1	4	+1	101
Kip Miller	9	1-3	4	-2	2
Dennis Vaske	19	0-3	3	+2	12
Doug Houda	31	1-2	3	-6	47
Dane Jackson	8	1-1	2	+1	4
Vlad Cheburatkin	2	0-2	2	-1	0
John Namestnikov	6	0-1	1	-1	4
Dan Plante	7	0-1	1	-1	6
Vladimir Orszagh	11	0-1	1	-3	2
Ray Schultz	13	0-1	1	+3	45
Wade Flaherty	16	0-1	1	Goalie	0
Zdeno Chara	25	0-1	1	+1	50
Tommy Salo	62	0-1	1	Goalie	31
Jeff Libby	1	0-0	0	Even	0
Mark Lawrence	2	0-0	0	Even	2
Sean Haggerty	5	0-0	0	-3	0
Warren Luhning	8	0-0	0	-4	0
Eric Fichaud	17	0-0	0	Goalie	0
Steve Webb	20	0-0	0	-2	35

GAME	DATE	OPPONENT	RESULT	RECORD
42	Jan. 3	at PHX	L 1-2	15-22-5
43	Jan. 6	PIT	L 2-4	15-23-5
44	Jan. 8	MTL	L 2-8	15-24-5
45	Jan. 10	CAR	L/OT 1-2	15-25-5
46	Jan. 12	DET	T 1-1	15-25-6
47	Jan. 14	at T.B.	W 7-1	16-25-6
48	Jan. 20	at CHI	L 2-5	16-26-6
49	Jan. 22	at STL	T 3-3	16-26-7
50	Jan. 24	at OTT	L 2-3	16-27-7
51	Jan. 26	at PHI	L 1-3	16-28-7
52	Jan. 28	PHI	W 6-1	17-28-7
53	Jan. 30	CAR	W 2-0	18-28-7
54	Feb. 1	BOS	T 2-2	18-28-8
55	Feb. 2	at PIT	W 4-2	19-28-8
56	Feb. 4	MTL	W 4-2	20-28-8
57	Feb. 7	N.J.	L 2-3	20-29-8
58	Feb. 25	DAL	L 1-4	20-30-8
59	Mar. 1	BOS	L 4-5	20-31-8
60	Mar. 3	PHI	W 3-1	21-31-8
61	Mar. 6	at BUF	W 4-2	22-31-8
62	Mar. 7	COL	L 2-4	22-32-8
63	Mar. 10	BUF	T 2-2	22-32-9
64	Mar. 12	WSH	L 1-2	22-33-9
65	Mar. 14	VAN	L 2-6	22-34-9
66	Mar. 18	at OTT	T 4-4	22-34-10
67	Mar. 20	at CGY	L 1-4	22-35-10
68	Mar. 22	at EDM	W 3-1	23-35-10
69	Mar. 24	at VAN	L 3-4	23-36-10
70	Mar. 26	PIT	W 4-3	24-36-10
71	Mar. 28	at TOR	L 3-4 OT	24-37-10
72	Mar. 31	at WSH	L 2-5	24-38-10
73	Apr. 1	T.B.	W 4-0	25-38-10
74	Apr. 4	NYR	W 3-0	26-38-10
75	Apr. 6	at T.B.	W 3-0	27-38-10
76	Apr. 8	N.J.	W 3-2	28-38-10
77	Apr. 9	at BOS	L 1-4	28-39-10
78	Apr. 11	at MTL	T 3-3	28-39-11
79	Apr. 13	WSH	L 0-2	28-40-11
80	Apr. 15	at NYR	L 2-4	28-41-11
81	Apr. 16	T.B.	W 4-0	29-41-11
82	Apr. 18	at N.J.	W 2-1	30-41-11

**1996-97 NY ISLANDERS • 29-41-12 (70 PTS) • HEAD COACH RICK BOWNESS/MIKE MILBURY**

PLAYER	GP	G-A	PTS	+/-	PIM
Zigmund Palffy	80	48-42	90	+21	43
Travis Green	79	23-41	64	-5	38
Bryan Smolinski	64	28-28	56	+9	25
Derek King	70	23-30	53	-6	20
Bryan Berard	82	8-40	48	+1	86
Niklas Andersson	74	12-31	43	+4	57
Marty McInnis	70	20-22	42	-7	20
Bryan McCabe	82	8-20	28	-2	165
Todd Bertuzzi	64	10-13	23	-3	68
Kenny Jonsson	81	3-18	21	+10	24
Robert Reichel	12	5-14	19	+7	4
Claude Lapointe	73	13-5	18	-12	49
Scott Lachance	81	3-11	14	-7	47
Derek Armstrong	50	6-7	13	-8	33
Dan Plante	67	4-9	13	-6	75
Randy Wood	65	6-5	11	-7	61
Brent Hughes	51	7-3	10	-4	57
Doug Houda	70	2-8	10	+1	99
Paul Kruse	48	4-2	6	-5	111
Steve Webb	41	1-4	5	-10	144

GOALTENDER	GP	MINS	AVG	W	L	T	EN	SO	GA	SA	SV %
Tommy Soderstrom	1	1	0.00	0	0	0	0	0	0	0	.000
Tommy Salo	58	3208	2.82	20	27	8	7	5	151	1425	.904
Eric Fichaud	34	1759	3.10	9	14	4	0	0	91	806	.899

GAME	DATE	OPPONENT	RESULT	RECORD
1	Oct. 4	at L.A.	L 0-1	0-0-1
2	Oct. 5	at S.J.	T 2-2	0-1-1
3	Oct. 9	at OTT	T 3-3	0-1-2
4	Oct. 12	PHI	W 5-1	1-1-2
5	Oct. 17	HFD	L 1-3	1-2-2
6	Oct. 19	at DET	L 2-4	1-3-2
7	Oct. 22	T.B.	L 3-6	1-4-2
8	Oct. 26	S.J.	T 2-2	1-4-3
9	Oct. 30	at HFD	T 2-2	1-4-4
10	Oct. 31	TOR	L 3-5	1-5-4
11	Nov. 2	WSH	W 6-1	2-5-4
12	Nov. 4	at PHI	W 4-3	3-5-4
13	Nov. 6	NYR	T 1-1	3-5-5
14	Nov. 9	at N.J.	L 0-4	3-6-5
15	Nov. 11	COL	L 2-6	3-7-6
16	Nov. 13	VAN	W/OT 5-4	4-7-5
17	Nov. 15	at FLA	T 3-3	4-7-6
18	Nov. 16	OTT	L 1-4	4-8-6
19	Nov. 20	at ANA	T 2-2	4-8-7
20	Nov. 22	at COL	L 2-3	4-9-7
21	Nov. 23	at PHX	T 3-3	4-9-8
22	Nov. 27	PHI	W 4-1	5-9-8
23	Nov. 29	at WSH	W 2-0	6-9-8
24	Nov. 30	BUF	L 2-3	6-10-8
25	Dec. 3	CGY	W 3-1	7-10-8
26	Dec. 5	at FLA	L 2-4	7-11-8
27	Dec. 7	WSH	W 2-0	8-11-8
28	Dec. 10	PHX	W 8-2	9-11-8
29	Dec. 11	at NYR	W 5-3	10-11-8
30	Dec. 14	at T.B.	L 1-4	10-12-8
31	Dec. 17	L.A.	W 4-3	11-12-8
32	Dec. 19	at PHI	L 0-5	11-13-8
33	Dec. 21	DAL	L 2-3	11-14-8
34	Dec. 23	FLA	L/OT 3-4	11-15-8
35	Dec. 26	N.J.	W 4-1	12-15-8
36	Dec. 28	DET	L 1-7	12-16-8
37	Dec. 30	at TOR	L 0-2	12-17-8
38	Jan. 2	at NYR	L 3-4	12-18-8
39	Jan. 4	at MTL	L 1-3	12-19-8
40	Jan. 7	PIT	L 3-5	12-20-8
41	Jan. 10	at PIT	L 2-5	12-21-8

PLAYER	GP	G-A	PTS	+/-	PIM
Darius Kasparaitis	18	0-5	5	-7	16
Rich Pilon	52	1-4	5	+4	179
Andreas Johansson	15	2-2	4	-6	0
Dennis Vaske	17	0-4	4	+3	12
Dave McLlwain	4	1-1	2	-2	0
Ken Belanger	18	0-2	2	-1	102
Jason Holland	4	1-0	1	+1	0
Mick Vukota	17	1-0	1	-2	71
Tommy Salo	58	0-1	1	Goalie	4
Tommy Soderstrom	1	0-0	0	Goalie	0
Chris Taylor	1	0-0	0	Even	0
Nick Vachon	1	0-0	0	-1	0
Jarrett Deuling	1	0-0	0	Even	0
Mike Donnelly	3	0-0	0	Even	2
Jim Dowd	3	0-0	0	-1	0
Andrei Vasiliev	3	0-0	0	-3	2
David Archibald	7	0-0	0	-4	4
Corey Foster	7	0-0	0	-2	2
Eric Fichaud	34	0-0	0	Goalie	2

GAME	DATE	OPPONENT	RESULT	RECORD
42	Jan. 11	at T.B.	T 4-4	12-21-9
43	Jan. 13	at NYR	W 4-2	13-21-9
44	Jan. 15	BUF	L 1-2	13-22-9
45	Jan. 20	STL	L 4-6	13-23-9
46	Jan. 22	EDM	W 8-1	14-23-9
47	Jan. 24	at HFD	W 5-2	15-23-9
48	Jan. 25	CHI	W 3-2	16-23-9
49	Jan. 28	at CGY	L 3-4	16-24-9
50	Jan. 30	at VAN	L/OT 1-2	16-25-9
51	Jan. 31	at EDM	L 0-1	16-26-9
52	Feb. 4	ANA	W 4-3	17-26-9
53	Feb. 5	at N.J.	L 1-4	17-27-9
54	Feb. 8	NYR	L 2-5	17-28-9
55	Feb. 11	OTT	T 5-5	17-28-10
56	Feb. 12	at PIT	W 5-1	18-28-10
57	Feb. 15	FLA	W/OT 1-0	19-28-10
58	Feb. 17	MTL	L 1-4	19-29-10
59	Feb. 21	at BUF	L 2-5	19-30-10
60	Feb. 23	PIT	W 4-1	20-30-10
61	Feb. 26	N.J.	L 3-5	20-31-10
62	Feb. 28	at OTT	L 1-4	20-32-10
63	Mar. 2	at WSH	W 2-0	21-32-10
64	Mar. 4	T.B.	L 3-6	21-33-10
65	Mar. 6	BOS	W 5-2	22-33-10
66	Mar. 8	N.J.	W 5-1	23-33-10
67	Mar. 11	at FLA	L 2-3	23-34-10
68	Mar. 13	at T.B.	W 3-0	24-34-10
69	Mar. 15	at BOS	L 2-5	24-35-10
70	Mar. 16	at CHI	L 4-5	24-36-10
71	Mar. 19	FLA	W 7-4	25-36-10
72	Mar. 22	PHI	T 3-3	25-36-11
73	Mar. 26	at BUF	W/OT 3-2	26-36-11
74	Mar. 27	at BOS	W 6-3	27-36-11
75	Mar. 29	BOS	W 8-2	28-36-11
76	Apr. 2	at DAL	L 4-5	28-37-11
77	Apr. 3	at STL	T 5-5	28-37-12
78	Apr. 5	T.B.	L 2-3	28-38-12
79	Apr. 7	at MTL	L 1-2	28-39-12
80	Apr. 9	MTL	L 1-3	28-40-12
81	Apr. 11	HFD	W 6-4	29-40-12
82	Apr. 12	at WSH	L 2-6	29-41-12

# 1995-96 NY ISLANDERS • 22-50-10 (54 PTS) • HEAD - COACH MIKE MILBURY

PLAYER	GP	G-A	PTS	+/-	PIM
Zigmund Palffy	81	43-44	87	-17	56
Travis Green	69	25-45	70	-20	2
Mathieu Schneider	65	11-36	47	-18	93
Marty McNis	74	12-34	46	-11	39
Wendel Clark	58	24-19	43	-12	60
Todd Bertuzzi	76	18-21	39	-14	83
Alexander Semak	69	20-14	34	-4	68
Derek King	61	12-20	32	-10	23
Kenny Jonsson (TOTALS)	66	4-26	30	+7	32
with Toronto	50	4-22	26	+12	22
with ISLANDERS	16	0-4	4	-5	10
Niklas Andersson	47	14-12	26	-3	12
Bryan McCabe	82	7-16	23	-24	156
Patrick Flatley	56	8-9	17	-24	21
Darby Hendrickson (TOTALS)62	7-10	17	-8	80	
with Toronto	46	6-6	12	-2	47
with ISLANDERS	16	1	4	5	33
Scott Lachance	55	3-10	13	-19	54
Bob Sweeney	66	6-6	12	-23	59
Martin Straka	22	2-10	12	-6	6
Chris Luongo	74	3-7	10	-23	55
Pat Conacher (TOTALS)	55	6-3	9	-13	18
with Los Angeles	35	5-2	7	-8	18
with Calgary	7	0-0	0	-1	0
with ISLANDERS	13	1-1	2		0
Brent Severyn	65	1-8	9	+3	180
Dan Plante	73	5-3	8	-22	50
Darius Kasparaitis	46	1-7	8	-12	93

GOALTENDER	GP	MIN	AVG	W	L	T	EN	SO	GA	SA	SV %
Eric Fichaud	24	1234	3.31	7	12	2	2	1	68	591	.897
Jamie McLennan	13	636	3.68	3	9	1	1	0	39	303	.886
Tommy Soderstrom	51	2590	3.87	11	22	6	0	2	167	1203	.878
Tommy Salo	10	523	4.02	1	7	1	3	0	35	215	.860

PLAYER	GP	G-A	PTS	+/-	PIM
Kirk Muller	15	4-3	7	-10	15
Andrey Vasilyev	10	2-5	7	+4	2
Dennis Vaske	19	1-6	7	-13	21
Bob Beers	13	0-5	5	-2	10
Derek Armstrong	19	1-3	4	-6	14
Milan Tichy	8	0-4	4	+3	8
Brad Dalgarno	18	1-2	3	-2	14
Brett Lindros	18	1-2	3	-6	47
Rich Pilon	27	0-3	3	-9	72
Mick Vukota	32	1-1	2	-3	106
Craig Darby	10	0-2	2	-1	0
Dean Chynoweth	14	0-1	1	-4	40
Danton Cole	10	1-0	1	Even	0
Jason Herter	1	0-1	1	+1	0
Andreas Johansson	3	0-1	1	+1	0
Chris Taylor	11	0-1	1	+1	2
Micah Aivazoff	12	0-1	1	-6	6
Jarrett Deuling	14	0-1	1	-1	11
Eric Fichaud	24	0-1	1	Goalie	0
Jason Strudwick	1	0-0	0	Even	7
Grigori Pantelev	4	0-0	0	-3	0
Jason Widmer	4	0-0	0	Even	7
Mike MacWilliam	6	0-0	0	-1	14
Ken Belanger	7	0-0	0	-2	27
Bob Halkidis	5	0-0	0	-3	30
Tommy Salo	10	0-0	0	Goalie	0
Jamie McLennan	13	0-0	0	Goalie	2
Tommy Soderstrom	51	0-0	0	Goalie	7

GAME	DATE	OPPONENT	RESULT	RECORD
42	Jan. 15	T.B.	W 3-2	12-22-8
43	Jan. 17	HFD	L 3-6	12-23-8
44	Jan. 22	at COL	L 3-5	12-24-8
45	Jan. 24	at CGY	L 1-4	12-25-8
46	Jan. 26	at EDM	L 1-4	12-26-8
47	Jan. 27	at VAN	L 3-6	12-27-8
48	Jan. 30	BUF	W/OT 5-4	13-27-8
49	Feb. 2	at WSH	L/OT 5-6	13-28-8
50	Feb. 4	DAL	W 5-3	14-28-8
51	Feb. 6	NYR	L 2-4	14-29-8
52	Feb. 8	at NYR	L 2-6	14-30-8
53	Feb. 10	ANA	W 4-3	15-30-8
54	Feb. 12	OTT	L 1-4	15-31-8
55	Feb. 15	CGY	L 3-6	15-32-8
56	Feb. 17	S.J.	W 4-2	16-32-8
57	Feb. 22	at NYR	W 5-3	17-32-8
58	Feb. 23	T.B.	L/OT 2-3	17-33-8
59	Feb. 25	EDM	W 2-0	18-33-8
60	Feb. 27	DET	L 2-6	18-34-8
61	Feb. 29	at DET	L 1-5	18-35-8
62	Mar. 1	at N.J.	L 2-6	18-36-8
63	Mar. 3	WPG	L 5-7	18-37-8
64	Mar. 5	BOS	W 5-3	19-37-8
65	Mar. 7	at BOS	L 3-4	19-38-8
66	Mar. 9	at WPG	W 4-2	20-38-8
67	Mar. 16	at PIT	L 2-4	20-39-8
68	Mar. 17	at CHI	L 1-5	20-40-8
69	Mar. 19	at PHI	L 1-4	20-41-8
70	Mar. 21	at FLA	L 2-3	20-42-8
71	Mar. 23	N.J.	L/OT 2-3	20-43-8
72	Mar. 25	at MTL	L 1-4	20-44-8
73	Mar. 26	WSH	L 1-7	20-45-8
74	Mar. 30	at HFD	L 1-3	20-46-8
75	Mar. 31	NYR	L 1-4	20-47-8
76	Apr. 2	PHI	L 2-6	20-48-8
77	Apr. 5	at OTT	L 2-4	20-49-8
78	Apr. 6	BUF	W 3-0	21-49-8
79	Apr. 8	at T.B.	L 3-4	21-50-8
80	Apr. 10	at PIT	W 6-2	22-50-8
81	Apr. 12	FLA	T 1-1	22-50-9
82	Apr. 13	at MTL	T 5-5	22-50-10

GAME	DATE	OPPONENT	RESULT	RECORD
1	Oct. 7	at BOS	T 4-4	0-0-1
2	Oct. 10	at TOR	L 3-7	0-1-1
3	Oct. 14	PHI	L 0-3	0-2-1
4	Oct. 15	at FLA	L 3-5	0-3-1
5	Oct. 17	NYR	L 1-5	0-4-1
6	Oct. 20	MTL	W 2-0	1-4-1
7	Oct. 25	at PHI	L 1-3	1-5-1
8	Oct. 26	PIT	L 5-7	1-6-1
9	Oct. 28	PHI	T 5-5	1-6-2
10	Oct. 31	at FLA	W/OT 5-4	2-6-2
11	Nov. 3	at T.B.	L 3-5	2-7-2
12	Nov. 4	WSH	L 2-3	2-8-2
13	Nov. 7	VAN	L 2-5	2-9-2
14	Nov. 10	at NYR	L 1-4	2-10-2
15	Nov. 11	STL	L 1-4	2-11-2
16	Nov. 14	at S.J.	W 5-3	3-11-2
17	Nov. 16	at L.A.	L 2-9	3-12-2
18	Nov. 17	at ANA	L/OT 1-2	3-13-2
19	Nov. 22	L.A.	W 5-2	4-13-2
20	Nov. 24	at BUF	T 1-1	4-13-3
21	Nov. 25	T.B.	L 1-2	4-14-3
22	Nov. 28	COL	L 3-7	4-15-3
23	Nov. 30	at OTT	W 5-3	5-15-3
24	Dec. 2	N.J.	W 4-1	6-15-3
25	Dec. 5	PIT	L 3-6	6-16-3
26	Dec. 6	at HFD	L 4-7	6-17-3
27	Dec. 9	at N.J.	L 2-4	6-18-3
28	Dec. 10	PHX	W 8-2	7-18-3
29	Dec. 12	FLA	L 1-3	7-19-3
30	Dec. 14	at WSH	L/OT 3-4	7-20-3
31	Dec. 16	HFD	T 3-3	7-20-4
32	Dec. 19	at STL	L 1-4	7-21-4
33	Dec. 21	at DAL	T 3-3	7-21-5
34	Dec. 23	WSH	W 3-1	8-21-5
35	Dec. 26	BOS	T 3-3	8-22-6
36	Dec. 27	at N.J.	L 3-5	8-23-6
37	Dec. 31	at BUF	W 5-2	9-22-6
38	Jan. 4	MTL	T 2-2	9-22-7
39	Jan. 6	OTT	W 5-4	10-22-7
40	Jan. 9	CHI	T 3-3	10-22-8
41	Jan. 11	TOR	W 4-3	11-22-8

# 1994-95 NY ISLANDERS • 15-28-5 (35 PTS) • HEAD COACH - LORNE HENNING

PLAYER	GP	G-A	PTS	+/-	PIM
Ray Ferraro	47	22-21	43	+1	30
Mathieu Schneider (TOTALS)	43	8-21	29	-8	79
with Montreal	30	5-15	20	-3	49
with ISLANDERS	13	3-6	9	-5	30
Kirk Muller (TOTALS)	45	11-16	27	-18	47
with Montreal	33	8-11	19	-21	33
with ISLANDERS	12	3-5	8	+3	14
Patrick Flatley	45	7-20	27	+9	12
Pierre Turgeon	34	13-14	27	-12	10
Steve Thomas	47	11-15	26	-14	60
Derek King	43	10-16	26	-5	41
Zigmund Palffy	33	10-7	17	+3	6
Marty McNinis	41	9-7	16	-1	8
Vladimir Malakhov	26	3-13	26	-1	32
Scott Lachance	26	6-7	13	+2	26
Travis Green	42	5-7	12	-10	25
Dennis Vaske	41	1-11	12	+3	53
Benoit Hogue	33	6-4	10	Even	34
Troy Loney	26	5-4	9	Even	23
Bob Beers	22	2-7	9	-8	6
Brent Severyn (TOTALS)	28	2-4	6	-2	71
with Florida	9	1-1	2	-3	37
with ISLANDERS	19	1-3	4	+1	34

GOALTENDER	GP	MIN	AVG	W	L	T	EN	SO	GA	SA	SV %
Tommy Salo	6	358	3.02	1	5	0	0	0	18	171	.905
Tommy Soderstrom	26	1350	3.11	8	12	3	2	1	70	647	.902
Jamie McLennan	21	1185	3.39	6	11	2	1	0	67	472	.876

GAME	DATE	OPPONENT	RESULT	RECORD
1	Jan. 21	FLA	W 2-1	1-0-0
2	Jan. 22	OTT	T 3-3	1-0-1
3	Jan. 24	PHI	W 4-3	2-0-1
4	Jan. 27	at WSH	L 2-5	2-1-1
5	Jan. 28	T.B.	L 1-4	2-2-1
6	Jan. 31	at FLA	W 5-1	3-2-1
7	Feb. 2	at PHI	W/OT 5-4	4-2-1
8	Feb. 4	at MTL	L 2-4	4-3-1
9	Feb. 7	at T.B.	L 2-5	4-4-1
10	Feb. 9	PIT	L 2-5	4-5-1
11	Feb. 11	BUF	W 2-1	5-5-1
12	Feb. 14	QUE	L 2-3	5-6-1
13	Feb. 17	at N.J.	T 2-2	5-6-2
14	Feb. 18	N.J.	W 3-2	6-6-2
15	Feb. 20	at MTL	L/OT 2-3	6-7-2
16	Feb. 22	at BUF	T 3-3	6-7-3
17	Feb. 23	T.B.	L 1-4	6-8-3
18	Feb. 25	PIT	W 3-1	7-8-3
19	Feb. 28	MTL	W 2-1	8-8-3
20	Mar. 2	WSH	L 3-4	8-9-3
21	Mar. 5	at OTT	L 1-3	8-10-3
22	Mar. 7	HFD	W 3-1	9-10-3
23	Mar. 9	at PIT	L 2-4	9-11-3
24	Mar. 11	at QUE	L 1-2	9-12-3

PLAYER	GP	G-A	PTS	+/-	PIM
Brad Dalgarno	22	3-2	5	-8	14
Chris Marinucci	12	1-4	5	-1	2
Ron Sutter	27	1-4	5	-8	21
Brett Lindros	33	1-3	4	-8	100
Chris Luongo	47	1-3	4	-2	36
Paul Stanton	18	0-4	4	-6	9
Chris Taylor	10	0-3	3	+1	2
Yan Kaminsky	2	1-1	2	+2	0
Rich Pilon	20	1-1	2	-3	40
Craig Darby (TOTALS)	13	0-2	2	-6	0
with Montreal	10	0-2	2	-5	0
with ISLANDERS	3	0-0	0	-1	0
Dean Chynoweth	32	0-2	2	+9	77
Mick Vukota	40	0-2	2	+1	109
Tommy Salo	6	0-1	1	Goalie	0
Kip Miller	8	0-1	1	+1	0
Darius Kasparaitis	13	0-1	1	-11	22
Jason Widmer	1	0-0	0	-1	0
Milan Tichy	2	0-0	0	-1	2
Andrey Vasilyev	2	0-0	0	Even	2
Gord Dineen	9	0-0	0	-5	2
David Chyzowski	13	0-0	0	-2	11
Jamie McLennan	21	0-0	0	Goalie	2
Tommy Soderstrom	26	0-0	0	Goalie	2

GAME	DATE	OPPONENT	RESULT	RECORD
25	Mar. 14	at HFD	L 4-6	9-13-3
26	Mar. 16	at BUF	L 3-6	9-14-3
27	Mar. 18	at BOS	L 3-4	9-15-3
28	Mar. 23	NYR	W 1-0	10-15-3
29	Mar. 25	at HFD	L 1-5	10-16-3
30	Mar. 26	N.J.	T 5-5	10-16-4
31	Mar. 28	at PIT	L 3-6	10-17-4
32	Mar. 30	BOS	L 2-3	10-18-4
33	Apr. 1	BUF	L 1-5	10-19-4
34	Apr. 4	WSH	L 4-5	10-20-4
35	Apr. 7	at NYR	W 4-3	11-20-4
36	Apr. 8	FLA	T 2-2	11-20-5
37	Apr. 11	at T.B.	L 2-5	11-21-5
38	Apr. 12	at FLA	W 3-1	12-21-5
39	Apr. 14	at N.J.	L 3-6	12-22-5
40	Apr. 16	NYR	L 2-3	12-23-5
41	Apr. 18	QUE	W 5-2	13-23-5
42	Apr. 20	at PHI	L 1-2	13-24-5
43	Apr. 22	OTT	L 2-3	13-25-5
44	Apr. 24	BOS	W 5-3	14-25-5
45	Apr. 26	at WSH	L 5-6	14-26-5
46	Apr. 28	at NYR	W 4-2	15-26-5
47	Apr. 29	at OTT	L 3-4	15-27-5
48	May 2	PHI	L 0-2	15-28-5

# 1993-94 NY ISLANDERS • 36-36-12 (84 PTS) • HEAD COACH - AL ARBOUR

PLAYER	GP	G-A	PTS	+/-	PIM
Pierre Turgeon	69	38-56	94	+14	18
Steve Thomas	78	42-33	75	-9	139
Derek King	78	30-40	70	+18	59
Benoit Hogue	83	36-33	69	-7	73
Vladimir Malakhov	76	10-47	57	+29	80
Marty McInnis	81	25-31	56	+31	24
Ray Ferraro	82	21-32	53	+1	83
Patrick Flatley	64	12-30	42	+12	40
Travis Green	83	18-22	40	+16	44
Tom Kurvers	66	9-31	40	+7	47
Brad Dalgarno	73	11-19	30	+14	62
Uwe Krupp	41	7-14	21	+11	30
David Volek	32	5-9	14	Even	10
Scott Lachance	74	3-11	14	-5	70
Dennis Vaske	65	2-11	13	+21	76
Darius Kasparaitis	76	1-10	11	-6	142
Keith Acton	77	2-7	9	-1	71
David Maley	56	0-6	6	-6	104

PLAYER	GP	G-A	PTS	+/-	PIM
Rich Pilon	28	1-4	5	-4	75
Wayne McBean	19	1-4	5	-13	16
Mick Vukota	72	3-1	4	-5	237
Chris Luongo	17	1-3	4	-1	13
Dean Chynoweth	39	0-4	4	+3	122
Yan Kaminsky	24	2-1	3	+4	4
Ron Hextall	65	0-3	3	Goalie	52
Claude Loiselle	17	1-1	2	-2	49
David Chyzowski	3	1-0	1	-1	4
Dan Plante	12	0-1	1	-2	4
Jamie McLennan	22	0-1	1	Goalie	6
Scott Scissons	1	0-0	0	Even	0
Brent Grieve	3	0-0	0	Even	7
Derek Armstrong	1	0-0	0	Even	0
Jason Simon	4	0-0	0	Even	34
Zigmund Palffy	5	0-0	0	-6	0
Steve Junker	5	0-0	0	Even	0
Tom Draper	7	0-0	0	Goalie	0
Joe Day	24	0-0	0	-7	30

GOALTENDER	GP	MIN	AVG	W	L	T	EN	SO	GA	SA	SV %
Jamie McLennan	22	1287	2.84	8	7	6	0	0	61	578	.905
Ron Hextall	65	3581	3.08	27	26	6	3	5	184	1617	.898
Tom Draper	7	227	4.23	1	3	0	0	0	16	102	.864

GAME	DATE	OPPONENT	RESULT	RECORD
1	Oct. 5	at CGY	L 1-2	0-1-0
2	Oct. 8	at EDM	L 1-5	0-2-0
3	Oct. 10	at ANA	W/OT4-3	1-2-0
4	Oct. 12	at L.A.	L 5-7	1-3-0
5	Oct. 16	N.J.	L 3-6	1-4-0
6	Oct. 19	PIT	T 2-3	1-5-0
7	Oct. 22*	at PHI	L 3-4	1-6-0
8	Oct. 23	OTT	T 5-5	1-6-1
9	Oct. 26	L.A.	W 7-0	2-6-1
10	Oct. 28	at FLA	L 2-5	2-7-1
11	Oct. 29	at T.B.	W 4-2	3-7-1
12	Nov. 2	VAN	L 1-2	3-8-1
13	Nov. 4	at CHI	L 2-4	3-9-1
14	Nov. 6	HFD	W 5-3	4-9-1
15	Nov. 9	WPG	L 2-5	4-10-1
16	Nov. 10	at N.J.	L 3-5	4-11-1
17	Nov. 13	BOS	L 2-5	4-12-1
18	Nov. 17	at OTT	W 8-1	5-12-1
19	Nov. 18#	at MTL	W 5-1	6-12-1
20	Nov. 21	at PHI	W/OT5-4	7-12-1
21	Nov. 24	at DAL	T 2-2	7-12-2
22	Nov. 27	NYR	W 6-4	8-12-2
23	Nov. 28	DET	L 1-4	8-13-2
24	Nov. 30	WSH	W 6-4	9-13-2
25	Dec. 2	at BOS	L 3-7	9-14-2
26	Dec. 3	QUE	L 2-3	9-15-2
27	Dec. 7	EDM	T 4-4	9-15-3
28	Dec. 11	PHI	W 5-2	10-15-3
29	Dec. 14	N.J.	W 4-1	11-15-3
30	Dec. 17	TOR	W 6-2	12-15-3
31	Dec. 19	at PIT	W 6-3	13-15-3
32	Dec. 22	at MTL	W 5-3	14-15-3
33	Dec. 26	BUF	W/OT4-3	15-15-3
34	Dec. 28	ANA	L 0-3	15-16-3
35	Dec. 29	at QUE	L 3-5	15-17-3
36	Jan. 1	HFD	L 3-4	15-18-3
37	Jan. 4	at N.J.	L 3-6	15-19-3
38	Jan. 7	CGY	W 6-2	16-19-3
39	Jan. 8	at HFD	L 0-6	16-20-3
40	Jan. 10	at OTT	T 3-3	16-20-4
41	Jan. 14	MTL	W 5-2	17-20-4
42	Jan. 15	CHI	T 5-5	17-20-5

GAME	DATE	OPPONENT	RESULT	RECORD
43	Jan. 17	FLA	L 1-2	17-21-5
44	Jan. 19	at T.B.	L/OT 3-4	17-22-5
45	Jan. 26	at TOR	L 3-4	17-23-5
46	Jan. 28	BOS	L 0-3	17-24-5
47	Jan. 29	at BOS	L 1-2	17-25-5
48	Feb. 1	S.J.	W 5-4	18-25-5
49	Feb. 2	at NYR	T 4-4	18-25-6
50	Feb. 5	at QUE	W 3-2	19-25-6
51	Feb. 6	at BUF	L 1-4	19-26-6
52	Feb. 8	BUF	W 3-1	20-26-6
53	Feb. 10	at PIT	W 5-3	21-26-6
54	Feb. 12	FLA	L 3-4	21-27-6
55	Feb. 15	T.B.	W 2-1	22-27-6
56	Feb. 18	at WSH	L 1-3	22-28-6
57	Feb. 19	OTT	W 4-0	23-28-6
58	Feb. 21	WSH	W 4-0	24-28-6
59	Feb. 24	at PHI	L/OT 4-5	24-29-6
60	Feb. 25	PHI	W 2-0	25-29-6
61	Feb. 27	QUE	W 5-2	26-29-6
62	Mar. 1	STL	W 4-2	27-29-6
63	Mar. 4	at NYR	T 3-3	27-29-7
64	Mar. 5	NYR	L 4-5	27-30-7
65	Mar. 7	at WPG	W 7-2	28-30-7
66	Mar. 9	at VAN	L 4-5	28-31-7
67	Mar. 10	at S.J.	L 3-4	28-32-7
68	Mar. 12	at STL	T 5-5	28-32-8
69	Mar. 15	N.J.	W 3-2	29-32-8
70	Mar. 17	at DET	W 3-1	30-32-8
71%	Mar. 18	BUF	T 2-2	30-32-9
72	Mar. 20	PIT	L 1-2	30-33-9
73	Mar. 22	T.B.	W/OT5-4	31-33-9
74	Mar. 26	FLA	L 1-3	31-34-9
75	Mar. 27	at BUF	L 1-4	31-35-9
76	Mar. 29	at WSH	T 2-2	31-35-10
77	Apr. 1	MTL	W 5-2	32-35-10
78	Apr. 2	at MTL	T 3-3	32-35-11
79	Apr. 5	at WSH	W/OT4-3	33-35-11
80	Apr. 6	at HFD	T 3-3	33-35-12
81	Apr. 8	DAL	W 5-1	34-35-12
82	Apr. 10	NYR	W 5-4	35-35-12
83	Apr. 13	at T.B.	W 2-0	36-35-12
84	Apr. 14	at FLA	L 1-4	36-36-12

\* Originally scheduled for Oct. 21, rescheduled.  
 # Neutral site game played in Hamilton.  
 % Neutral site game played in Minneapolis.

# 1992-93 NY ISLANDERS • 40-37-7 (87 PTS) • HEAD COACH - AL ARBOUR

PLAYER	GP	G-A	PTS	+/-	PIM
Pierre Turgeon	83	58-74	132	-1	26
Steve Thomas	79	37-50	87	+3	111
Derek King	77	38-38	76	-4	47
Benoit Hogue	70	33-42	75	+13	108
Patrick Flatley	80	13-47	60	+5	63
Vladimir Malakhov	64	14-38	52	+14	59
Jeff Norton	66	12-38	50	-3	45
Uwe Krupp	80	9-29	38	+6	67
Tom Kurvers	52	8-30	38	+9	38
Brian Mullen	81	18-14	32	+5	28
Brad Dalgarno	57	15-17	32	+17	62
Marty McInnis	56	10-20	30	+7	24
Ray Ferraro	46	14-13	27	Even	40
Tom Fitzgerald	77	9-18	27	-2	34
Travis Green	61	7-18	25	+4	43
Scott Lachance	75	7-17	24	-1	67

PLAYER	GP	G-A	PTS	+/-	PIM
David Volek	56	8-13	21	-1	34
Darius Kasparaitis	79	4-17	21	+15	166
Bill Berg	22	6-3	9	+4	49
Claude Loiselle	41	5-3	8	-5	90
Daniel Marois	28	2-5	7	-3	35
Mick Vukota	74	2-5	7	+3	216
Dennis Vaske	27	1-5	6	+9	32
Iain Fraser	7	2-2	4	-1	2
Rich Pilon	44	1-3	4	-4	164
Rich Kromm	1	1-2	3	+3	0
Gary Nylund	22	1-1	2	-2	43
Glenn Healy	47	0-2	2	Goalie	2
Mark Fitzpatrick	39	0-1	1	Goalie	2
Greg Parks	2	0-0	0	Even	0
Graeme Townshend	2	0-0	0	Even	0
Danny Lorenz	4	0-0	0	Goalie	0

GOALTENDER	GP	MINS	AVG	W	L	T	EN	SO	GA	SA	SV %
Glenn Healy	47	2655	3.30	22	20	2	6	1	146	1170	.889
Mark Fitzpatrick	39	2253	3.46	17	15	5	5	0	130	936	.878
Danny Lorenz	4	157	3.82	1	2	0	0	0	10	68	.872

GAME	DATE	OPPONENT	RESULT	RECORD
1	Oct. 6	at N.J.	L 3-4	0-1-0
2	Oct. 8	at PIT	L 3-7	0-2-0
3	Oct. 10	at BOS	T 3-3	0-2-1
4	Oct. 15	at PHI	W 5-4	1-2-1
5	Oct. 17	NYR	W 6-3	2-2-1
6	Oct. 18	at NYR	L 3-4	2-3-1
7	Oct. 20	PHI	W 4-3	3-3-1
8	Oct. 23	at WSH	W 5-2	4-3-1
9	Oct. 24	HFD	W 4-2	5-3-1
10	Oct. 27	L.A.	L 3-4	5-4-1
11	Oct. 30	at N.J.	W 4-1	6-4-1
12	Oct. 31	N.J.	L 3-5	6-5-1
13	Nov. 3	at PIT	L 0-2	6-6-1
14	Nov. 5	at MIN	L 0-3	6-7-1
15	Nov. 7	T.B.	L/OT 5-6	6-8-1
16	Nov. 12	at PHI	L 5-8	6-9-1
17	Nov. 14	BUF	W 7-5	7-9-1
18	Nov. 19	at BOS	L 2-5	7-10-1
19	Nov. 21	at CGY	W 4-3	8-10-1
20	Nov. 22	at EDM	T 5-5	8-10-2
21	Nov. 24	at WPG	T 3-3	8-10-3
22	Nov. 27	at PHI	L 3-6	8-11-3
23	Nov. 28	PHI	W 9-3	9-11-3
24	Dec. 1	PIT	L 3-7	9-12-3
25	Dec. 4	at BUF	T 5-5	9-12-4
26	Dec. 5	WSH	L 3-5	9-13-4
27	Dec. 7	at T.B.	W 6-1	10-13-4
28	Dec. 10	at CHI	L 3-5	10-14-4
29	Dec. 12	WPG	L/OT 3-4	10-15-4
30	Dec. 13#	EDM	W 4-1	11-15-4
31	Dec. 15	at STL	W/OT 4-3	12-15-4
32	Dec. 17	OTT	W 9-3	13-15-4
33	Dec. 19	at PIT	W 4-3	14-15-4
34	Dec. 20	at QUE	L 3-5	14-16-4
35	Dec. 23	at MTL	W 6-2	15-16-4
36	Dec. 26	NYR	W 6-4	16-16-4
37	Dec. 29	TOR	L 2-3	16-17-4
38	Dec. 31	at STL	L 1-5	16-18-4
39	Jan. 2	MIN	W 3-2	17-18-4
40	Jan. 5	QUE	L 1-2	17-19-4
41	Jan. 8	at BUF	L 5-6	17-20-4
42	Jan. 9	VAN	L 4-5	17-21-4

GAME	DATE	OPPONENT	RESULT	RECORD
43	Jan. 12	CGY	W 8-2	18-21-4
44	Jan. 14	WSH	L 0-3	18-22-4
45	Jan. 16	at N.J.	W 5-3	19-22-4
46	Jan. 17	at OTT	W 7-2	20-22-4
47	Jan. 19	BOS	T 2-2	20-22-5
48	Jan. 23	PHI	W 8-4	21-22-5
49	Jan. 26	N.J.	W 8-2	22-22-5
50	Jan. 28	at PIT	W 5-2	23-22-5
51	Jan. 30	BOS	L 5-6	23-23-5
52	Feb. 1	NYR	T 4-4	23-23-6
53	Feb. 3	at TOR	W 3-2	24-23-6
54	Feb. 9	MTL	L 3-5	24-24-6
55	Feb. 12	at NYR	L 3-4	24-25-6
56	Feb. 13	NYR	W 5-2	25-25-6
57	Feb. 16	EDM	W 7-2	26-25-6
58	Feb. 18	STL	L 2-4	26-26-6
59	Feb. 20	PIT	W 4-2	27-26-6
60	Feb. 23	WSH	L 2-4	27-27-6
61	Feb. 25	at QUE	L 4-6	27-28-6
62	Feb. 27	at PHI	W 3-2	28-28-6
63	Feb. 28	at HFD	W 7-6 OT	29-28-6
64	Mar. 2	DET	W 3-2	30-28-6
65	Mar. 7	at WSH	W 3-2	31-28-6
66	Mar. 9	PHI	W 4-2	32-28-6
67	Mar. 10	at MTL	L 1-5	32-29-6
68	Mar. 14*	PIT	L 2-3	32-30-6
69	Mar. 16	at S.J.	W 6-0	33-30-6
70	Mar. 18	at L.A.	L 4-7	33-31-6
71	Mar. 20	at VAN	W 7-2	34-31-6
72	Mar. 23	at DET	L 2-3	34-32-6
73	Mar. 25**	WSH	L 2-5	34-33-6
74	Mar. 27	S.J.	W 7-3	35-33-6
75	Mar. 30	PHI	W 2-1	36-33-6
76	Apr. 2	at NYR	W 3-2 OT	37-33-6
77	Apr. 3	MTL	L 2-3	37-34-6
78	Apr. 6	at WSH	W 3-2	38-34-6
79	Apr. 8	CHI	L 2-3	38-35-6
80	Apr. 10	OTT	L 3-5	38-36-6
81	Apr. 11	at N.J.	W 5-4	39-36-6
82	Apr. 13***	HFD	T 3-3	39-36-7
83	Apr. 14	at HFD	L 4-5 OT	39-37-7
84	Apr. 16****	N.J.	W 8-4	40-37-7

# Neutral site game played in Oklahoma City % - Neutral site game played in Dallas.  
 \* Originally scheduled for Mar. 13, postponed due to snow  
 \*\* Originally scheduled for Mar. 14, rescheduled.  
 \*\*\* Originally scheduled for Apr. 15, rescheduled.  
 \*\*\*\* Originally scheduled for Mar. 25, rescheduled.

# 1991-92 NY ISLANDERS • 34-35-11 (79 PTS) • HEAD COACH - AL ARBOUR

PLAYER	GP	G-A	PTS	+/-	PIM
Pierre Turgeon (TOTALS)	77	40-55	95	+7	20
with Buffalo	8	2-6	8	-1	4
with ISLANDERS	69	38-49	87	+8	16
Ray Ferraro	80	40-40	80	+25	92
Derek King	80	40-38	78	-10	46
Steve Thomas (TOTALS)	82	30-48	78	+8	97
with Chicago	11	2-6	8	-3	26
with ISLANDERS	71	28-42	70	+11	71
Benoit Hogue (TOTALS)	75	30-46	76	+30	67
with Buffalo	3	0-1	1	Even	0
with ISLANDERS	72	30-45	75	+30	67
David Volek	74	18-42	60	Even	35
Tom Kurvers	74	9-47	56	-18	30
Uwe Krupp (TOTALS)	67	8-29	37	+13	49
with Buffalo	8	2-0	2	Even	6
with ISLANDERS	59	6-29	35	+13	43
Adam Creighton (TOTALS)	77	21-15	36	-5	118
with Chicago	11	6-6	12	-1	16
with ISLANDERS	66	15-9	24	-4	102
Patrick Flatley	38	8-28	36	+14	31
Daniel Marois (TOTALS)	75	17-16	33	-34	94
with Toronto	63	15-11	26	-36	76
with ISLANDERS	12	2-5	7	+2	18
Dave McLlwain	54	8-15	23	-8	28
Jeff Norton	28	1-18	19	+2	18
Claude Loiselle (TOTALS)	75	7-10	17	-24	115
with Toronto	64	6-9	15	-21	102
with ISLANDERS	11	1-1	2	-3	13

GOALTENDER	GP	MIN	AVG	W	L	T	EN	SO	GA	SA	SV %
Mark Fitzpatrick	30	1742	3.20	11	13	5	5	0	93	857	.902
Steve Weeks	23	1032	3.60	9	4	2	0	0	62	504	.890
Glenn Healy	37	1961	3.79	14	16	4	4	1	124	921	.831
Danny Lorenz	2	120	5.00	0	2	0	1	0	10	50	.833

PLAYER	GP	G-A	PTS	+/-	PIM
Tom Fitzgerald	45	6-11	17	-3	28
Joe Reekie	54	4-12	16	+15	85
Bill Berg	47	5-9	14	-18	28
Jeff Finley	51	1-10	11	-6	26
Brent Sutter	8	4-6	10	-5	6
Hubie McDonough	33	7-2	9	-4	15
Marty McInnis	15	3-5	8	+6	0
Rob DiMaio	50	5-2	7	-23	43
Rich Pilon	65	1-6	7	-1	183
Wayne McBean	25	2-4	6	+11	18
Mick Vukota	74	0-6	6	-6	293
Scott Lachance	17	1-4	5	+13	9
Randy Wood	8	2-2	4	-3	21
Brad Dalgarno	15	2-1	3	-8	12
Graeme Townshend	7	1-2	3	+6	0
David Chyzowski	12	1-1	2	-4	17
Mark Fitzpatrick	30	0-2	2	Goalie	8
Dean Chynoweth	11	1-0	1	-3	23
Brad Lauer	8	1-0	1	-2	2
Gary Nylund	7	0-1	1	-3	10
Glenn Healy	37	0-1	1	Goalie	18
Dennis Vaske	39	0-1	1	+5	39
Greg Parks	1	0-0	0	Even	2
Rich Kromm	1	0-0	0	Even	0
Danny Lorenz	2	0-0	0	Goalie	0
Brad Turner	3	0-0	0	Even	0
Rick Green	4	0-0	0	Even	0
Steve Weeks	23	0-0	0	Goalie	2

GAME	DATE	OPPONENT	RESULT	RECORD
41	Jan. 9	HFD	W 2-1	15-20-6
42	Jan. 11	STL	L 3-6	15-21-6
43	Jan. 12	at PHI	L 3-4	15-22-6
44	Jan. 14	DET	W 6-2	16-22-6
45	Jan. 16	PHI	W 4-3	17-22-6
46	Jan. 23	TOR	L 3-4	17-23-6
47	Jan. 25	PIT	L 3-5	17-24-6
48	Jan. 30	at PIT	W 8-5	18-24-6
49	Feb. 1	PHI	T 5-5	18-24-7
50	Feb. 2	CGY	W 6-3	19-24-7
51	Feb. 4	at L.A.	W 2-1	20-24-7
52	Feb. 6	at VAN	W/OT 5-4	21-24-7
53	Feb. 7	at EDM	L 2-4	21-25-7
54	Feb. 11	at CGY	W 3-1	22-25-7
55	Feb. 14	at NYR	L 2-9	22-26-7
56	Feb. 15	VAN	W 3-1	23-26-7
57	Feb. 17	WPG	W/OT 5-4	24-26-7
58	Feb. 20	NYR	W 6-2	25-26-7
59	Feb. 22	MIN	W 2-1	26-26-7
60	Feb. 23	WSH	L 1-4	26-27-7
61	Feb. 25	at PHI	L 1-4	26-28-7
62	Feb. 28	at N.J.	W/OT 3-2	27-28-7
63	Feb. 29	N.J.	L 1-3	27-29-7
64	Mar. 3	MTL	L 3-4	27-30-7
65	Mar. 5	at CHI	T 4-4	27-30-8
66	Mar. 7	at MTL	L 2-8	27-31-8
67	Mar. 8	at BUF	W 6-2	28-31-8
68	Mar. 10	PHI	W 5-2	29-31-8
69	Mar. 12	at PIT	L 4-6	29-32-8
70	Mar. 14	BUF	W 4-1	30-32-8
71	Mar. 15	at WSH	L 2-5	30-33-8
72	Mar. 18	at NYR	T 1-1	30-33-9
73	Mar. 21	at N.J.	T 2-2	30-33-10
74	Mar. 24	at QUE	L 2-5	30-34-10
75	Mar. 26	S.J.	W 7-4	31-34-10
76	Mar. 28	NYR	W 4-1	32-34-10
77	Mar. 29	DET	L 2-6	32-35-10
78	Apr. 12	at TOR	W 6-2	33-35-10
79	Apr. 13	at WSH	T 1-1	33-35-11
80	Apr. 15	N.J.	W 7-0	34-35-11

GAME	DATE	OPPONENT	RESULT	RECORD
1	Oct. 5	at BOS	W 4-3	1-0-0
2	Oct. 9	at NYR	L 3-5	1-1-0
3	Oct. 12	PHI	W 5-4	2-1-0
4	Oct. 13	at QUE	T 1-1	2-1-1
5	Oct. 15	PIT	L/OT 6-7	2-2-1
6	Oct. 17	at PIT	L 5-8	2-3-1
7	Oct. 19	EDM	L 2-4	2-4-1
8	Oct. 22	WPG	T 1-1	2-4-2
9	Oct. 26	L.A.	L 2-4	2-5-2
10	Oct. 29	S.J.	W 8-4	3-5-2
11	Oct. 31	at CHI	L 3-4	3-6-2
12	Nov. 2	WSH	L 4-7	3-7-2
13	Nov. 4	BOS	W 6-4	4-7-2
14	Nov. 6	at EDM	L 3-5	4-8-2
15	Nov. 9	at S.J.	L 3-4	4-9-2
16	Nov. 10	at VAN	L 0-6	4-10-2
17	Nov. 14	at N.J.	W 4-3	5-10-2
18	Nov. 17	NYR	W 4-2	6-10-2
19	Nov. 19	at MIN	W 7-4	7-10-2
20	Nov. 20	at WPG	L 1-3	7-11-2
21	Nov. 23	at PIT	T 2-2	7-11-3
22	Nov. 27	BOS	L 2-3	7-12-3
23	Nov. 29	at WSH	W 3-2	8-12-3
24	Nov. 30	WSH	W 8-1	9-12-3
25	Dec. 5	MTL	L/OT 4-5	9-13-3
26	Dec. 7	CHI	L 2-5	9-14-3
27	Dec. 10	STL	T 7-7	9-14-4
28	Dec. 11	at TOR	W 5-4	10-14-4
29	Dec. 14	N.J.	T 3-3	10-14-5
30	Dec. 17	at HFD	W 4-2	11-14-5
31	Dec. 19	at PHI	L 2-6	11-15-5
32	Dec. 21	at STL	L 2-6	11-16-5
33	Dec. 23	PIT	L 3-6	11-17-5
34	Dec. 26	N.J.	T 5-5	11-17-6
35	Dec. 28	NYR	W 5-4	12-17-6
36	Dec. 29	at HFD	L 4-6	12-18-6
37	Jan. 1	at WSH	L 5-8	12-19-6
38	Jan. 3	at BUF	L 2-5	12-20-6
39	Jan. 4	QUE	W 5-2	13-20-6
40	Jan. 7	at DET	W 5-2	14-20-6



# 1990-91 NY ISLANDERS • 25-45-10 (60 PTS) • HEAD COACH - AL ARBOUR

PLAYER	GP	G-A	PTS	+/-	PIM
Pat LaFontaine	75	41-44	85	-6	42
David Volek	77	22-34	56	-10	57
Brent Sutter	75	21-32	53	-8	49
Patrick Flatley	56	20-25	45	-2	74
Derek King	66	19-26	45	+1	44
Randy Wood	76	24-18	42	-12	45
Ray Ferraro (TOTALS)	76	21-21	42	-12	70
with Hartford	15	2-5	7	-1	18
with ISLANDERS	61	19-16	35	-11	52
Jeff Norton	44	3-25	28	-13	16
Bill Berg	78	9-14	23	-3	67
Gary Nylund	72	2-21	23	-8	105
Wayne McBean	52	5-14	19	-21	47
Joe Reekie	66	3-16	19	+17	96
Brad Dalgarno	41	3-12	15	-10	24
David Chyzowski	56	5-9	14	-19	61
Hubie McDonough	52	6-6	12	-14	10
Brad Lauer	44	4-8	12	-6	45
John Tucker (TOTALS)	38	4-7	11	-1	8
with Buffalo	18	1-3	4	Even	4
with ISLANDERS	20	3-4	7	-1	4
Tom Fitzgerald	41	5-5	10	-9	24

GOALTENDER	GP	MINS	AVG	W
Glenn Healy	53	2999	3.32	18
Jeff Hackett	30	1508	3.62	5
George Maneluk	4	140	6.43	1
Mark Fitzpatrick	2	120	3.00	1
Danny Lorenz	2	80	3.75	0

GAME	DATE	OPPONENT	RESULT	RECORD
1	Oct. 4	at L.A.	L 1-4	0-1-0
2	Oct. 6	at MIN	L 2-4	0-2-0
3	Oct. 7	at CHI	W 4-2	1-2-0
4	Oct. 13	PIT	L 4-6	1-3-0
5	Oct. 16	WPG	W 4-1	2-3-0
6	Oct. 19	at WSH	L 3-4	2-4-0
7	Oct. 20	BUF	L 1-3	2-5-0
8	Oct. 23	N.J.	L 1-8	2-6-0
9	Oct. 24	at MTL	L 2-8	2-7-0
10	Oct. 27	PHI	W 5-2	3-7-0
11	Oct. 28	at PIT	L 3-8	3-8-0
12	Oct. 30	L.A.	L 1-4	3-9-0
13	Nov. 2	at NYR	W 3-2	4-9-0
14	Nov. 3	WSH	L 2-5	4-10-0
15	Nov. 6	TOR	W 4-3	5-10-0
16	Nov. 7	at N.J.	W 6-3	6-10-0
17	Nov. 10	CGY	W 5-1	7-10-0
18	Nov. 15	at CGY	W/OT 4-3	8-10-0
19	Nov. 16	at VAN	L 2-3	8-11-0
20	Nov. 18	at EDM	L 1-3	8-12-0
21	Nov. 22	WPG	W 3-1	9-12-0
22	Nov. 24	NYR	T 2-2	9-12-1
23	Nov. 25	at PHI	L 1-4	9-13-1
24	Nov. 27	PHI	L 1-5	9-14-1
25	Nov. 30	at N.J.	T 5-5	9-14-2
26	Dec. 1	WSH	L 1-3	9-15-2
27	Dec. 4	VAN	L 2-4	9-16-2
28	Dec. 6	at CHI	L 2-5	9-17-2
29	Dec. 11	N.J.	W 3-2	10-17-2
30	Dec. 13	at PHI	T 2-2	10-17-3
31	Dec. 15	at QUE	W 7-2	11-17-3
32	Dec. 18	TOR	T 2-2	11-17-4
33	Dec. 20	HFD	W 4-2	12-17-4
34	Dec. 22	PIT	L 3-4	12-18-4
35	Dec. 23	at PIT	W/OT 4-3	13-18-4
36	Dec. 27	at N.J.	T 1-1	13-18-5
37	Dec. 29	CHI	L 1-3	13-19-5
38	Dec. 31	QUE	W 6-3	14-19-5
39	Jan. 2	at BUF	L 4-5	14-20-5
40	Jan. 3	L.A.	L 3-6	14-21-5

PLAYER	GP	G-A	PTS	+/-	PIM
Craig Ludwig	75	1-8	9	-24	77
Doug Crossman	16	1-6	7	-4	12
Ken Baumgartner	78	1-6	7	-14	282
Mick Vukota	60	2-4	6	-13	238
Rich Pilon	60	1-4	5	-12	126
Don Maloney	12	0-5	5	-3	6
Greg Parks	20	1-2	3	Even	4
Dean Chynoweth	25	1-1	2	-6	59
Paul Guay	3	0-2	2	+2	2
Glenn Healy	53	0-2	2	Goalie	14
Rich Kromm	6	1-0	1	-2	0
Jari Gronstrand	3	0-1	1	-2	2
Rob DiMaio	1	0-0	0	Even	0
Scott Scissons	1	0-0	0	Even	0
Mark Fitzpatrick	2	0-0	0	Goalie	0
Alan Kerr	2	0-0	0	Even	5
Danny Lorenz	2	0-0	0	Goalie	0
Shawn Byram	4	0-0	0	-2	14
Derek Laxdal	4	0-0	0	-1	0
Goerge Maneluk	4	0-0	0	Goalie	2
Dennis Vaske	5	0-0	0	+4	2
Jeff Finley	11	0-0	0	-1	4
Jeff Hackett	30	0-0	0	Goalie	4

L	T	EN	SO	GA	SA	SV %
24	9	4	0	166	1391	.893
18	1	3	0	91	650	.877
1	0	0	0	15	79	.843
1	0	0	0	6	54	.900
1	0	0	0	5	31	.861

GAME	DATE	OPPONENT	RESULT	RECORD
41	Jan. 5	PHI	W 3-2	15-21-5
42	Jan. 8	MIN	L 0-3	15-22-5
43	Jan. 9	at MTL	L/OT 3-4	15-23-5
44	Jan. 12	DET	T 2-2	15-23-6
45	Jan. 13	at QUE	W 4-3	16-23-6
46	Jan. 15	BOS	L 4-5	16-24-6
47	Jan. 17	EDM	L 1-6	16-25-6
48	Jan. 22	NYR	W 3-2	17-25-6
49	Jan. 25	at WPG	L 1-8	17-26-6
50	Jan. 27	at WSH	L/OT 4-5	17-27-6
51	Jan. 29	at HFD	W 8-1	18-27-6
52	Jan. 31	WSH	L/OT 3-4	18-28-6
53	Feb. 2	MTL	T 3-3	18-28-7
54	Feb. 3	HFD	T 1-1	18-28-8
55	Feb. 6	at NYR	L 2-5	18-29-8
56	Feb. 8	at DET	L 4-8	18-30-8
57	Feb. 9	at TOR	L 2-3	18-31-8
58	Feb. 12	MIN	W 5-4	19-31-8
59	Feb. 14	at PIT	L 2-5	19-32-8
60	Feb. 16	PIT	W 4-3	20-32-8
61	Feb. 18	at NYR	W 5-4	21-32-8
62	Feb. 21	at STL	L 2-7	21-33-8
63	Feb. 23	PHI	L 3-5	21-34-8
64	Feb. 24	at PHI	L 3-4	21-35-8
65	Feb. 26	BUF	T 1-1	21-35-9
66	Feb. 28	at BOS	L 0-5	21-36-9
67	Mar. 2	at WSH	L 2-3	21-37-9
68	Mar. 5	N.J.	W 4-3	22-37-9
69	Mar. 7	at DET	L 0-2	22-38-9
70	Mar. 9	NYR	W 6-4	23-38-9
71	Mar. 10	PIT	L 3-4	23-39-9
72	Mar. 13	at EDM	L 1-2	23-40-9
73	Mar. 14	at CGY	L 2-4	23-41-9
74	Mar. 16	at VAN	T 4-4	23-41-10
75	Mar. 21	WSH	L 2-6	23-42-10
76	Mar. 23	STL	L 2-3	23-43-10
77	Mar. 24	at NYR	L 1-3	23-44-10
78	Mar. 28	at STL	L 0-3	23-45-10
79	Mar. 30	BOS	W 5-3	24-45-10
80	Mar. 31	at N.J.	W 3-2	25-45-10

# 1989-90 NY ISLANDERS • 31-38-11 (73 PTS) • HEAD COACH - AL ARBOUR

PLAYER	GP	G-A	PTS	+/-	PIM
Pat LaFontaine	74	54-51	105	-13	38
Brent Sutter	67	33-35	68	+9	65
Doug Crossman	80	15-44	59	+3	54
Jeff Norton	60	4-49	53	-9	65
Patrick Flatley	62	17-32	49	+10	101
Randy Wood	74	24-24	48	-10	39
Don Maloney	79	16-27	43	+6	47
Derek King	46	13-27	40	+2	20
David Volek	80	17-22	39	-2	41
Hubie McDonough (TOTALS)	76	21-15	36	+14	36
with Los Angeles	22	3-4	7	+4	10
with ISLANDERS	54	18-11	29	+10	26
Alan Kerr	75	15-20	35	-1	129
Gary Nylund	64	4-21	25	+8	144
Bryan Trottier	59	13-11	24	-11	29
Brad Lauer	63	6-18	24	+5	19
Gerald Diduck	76	3-17	20	+2	163
David Chyzowski	34	8-6	14	-4	45
Mick Vukota	76	4-8	12	+10	290
Joe Reekie	31	1-8	9	+13	43

PLAYER	GP	G-A	PTS	+/-	PIM
Jari Gronstrand (TOTALS)	48	3-5	8	-1	29
with Quebec	7	0-1	1	-1	2
with ISLANDERS	41	3-4	7	Even	27
Gilles Thibaudeau	20	4-4	8	+2	17
Tom Fitzgerald	19	2-5	7	-3	4
Ken Baumgartner (TOTALS)	65	1-5	6	-4	222
with Los Angeles	12	1-0	1	-10	28
with ISLANDERS	53	0-5	5	+6	194
Mikko Makela	20	2-3	5	-10	2
Derek Laxdal	12	3-1	4	-4	4
Marc Bergevin	18	0-4	4	-8	30
Rich Pilon	14	0-2	2	+2	31
Dean Chynoweth	20	0-2	2	Even	39
Dale Henry	20	0-2	2	-4	2
Mark Fitzpatrick	47	0-2	2	Goalie	18
Shawn Evans	2	1-0	1	-1	0
Paul Gagne	9	1-0	1	-1	4
Wayne McBean	5	0-1	1	-1	2
Jeff Finley	11	0-1	1	Even	0
Glenn Healy	39	0-1	1	Goalie	7
Dale Kushner	2	0-0	0	Even	2
Rob DiMaio	7	0-0	0	Even	2
Chris Pryor	10	0-0	0	-7	24

GOALTENDER	GP	MIN	AVG	W	L	T	EN	SO	GA	SA	SV %
Mark Fitzpatrick	47	2653	3.39	19	19	5	4	3	150	1322	.898
Glenn Healy	39	2197	3.50	12	19	6	6	2	128	1082	.894

GAME	DATE	OPPONENT	RESULT	RECORD
1	Oct. 5	at MIN	L 5-6	0-1-0
2	Oct. 7	at CGY	L 3-6	0-2-0
3	Oct. 9	at VAN	W 5-2	1-2-0
4	Oct. 11	at L.A.	W 7-4	2-2-0
5	Oct. 14	PHI	T 3-3	2-2-1
6	Oct. 17	MIN	L 3-6	2-3-1
7	Oct. 20	at WSH	W 5-3	3-3-1
8	Oct. 21	VAN	L 1-2	3-4-1
9	Oct. 24	EDM	T 3-3	3-4-2
10	Oct. 27	at NYR	T 5-5	3-4-3
11	Oct. 28	NYR	L 1-4	3-5-3
12	Oct. 31	MTL	L 0-3	3-6-3
13	Nov. 2	at PIT	L 2-5	3-7-3
14	Nov. 4	DET	W 3-2	4-7-3
15	Nov. 5	at PHI	L 2-3	4-8-3
16	Nov. 7	WSH	L 3-5	4-9-3
17	Nov. 9	QUE	L 5-7	4-10-3
18	Nov. 11	CHI	L 3-5	4-11-3
19	Nov. 12	at NYR	L 2-4	4-12-3
20	Nov. 14	PHI	L 4-5	4-13-3
21	Nov. 16	TOR	W 6-2	5-13-3
22	Nov. 18	at PIT	L 3-5	5-14-3
23	Nov. 21	WPG	L 3-4	5-15-3
24	Nov. 22	at WSH	L 3-5	5-16-3
25	Nov. 25	EDM	L 2-7	5-17-3
26	Nov. 28	at N.J.	L/OT 2-3	5-18-3
27	Nov. 30	at CHI	W 2-0	6-18-3
28	Dec. 2	at WPG	W 6-3	7-18-3
29	Dec. 5	BUF	W 3-0	8-18-3
30	Dec. 6	at HFD	W 4-3	9-18-3
31	Dec. 9	NYR	T 0-0	9-18-4
32	Dec. 12	N.J.	L 2-7	9-19-4
33	Dec. 13	at N.J.	L 2-5	9-20-4
34	Dec. 15	at WSH	W 5-3	10-20-4
35	Dec. 16	NYR	W 4-3	11-20-4
36	Dec. 19	N.J.	W/OT5-4	12-20-4
37	Dec. 23	PIT	W 8-6	13-20-4
38	Dec. 28	STL	W 3-2	14-20-4
39	Dec. 30	at QUE	L 3-6	14-21-4
40	Dec. 31	at BUF	W 4-2	15-21-4

GAME	DATE	OPPONENT	RESULT	RECORD
41	Jan. 2	L.A.	W 5-3	16-21-4
42	Jan. 6	QUE	W 5-2	17-21-4
43	Jan. 10	at TOR	W 3-1	18-21-4
44	Jan. 11	at MIN	W 8-4	19-21-4
45	Jan. 13	WSH	W 4-2	20-21-4
46	Jan. 16	VAN	W 3-0	21-21-4
47	Jan. 17	at MTL	W 6-3	22-21-4
48	Jan. 19	at WPG	W 6-4	23-21-4
49	Jan. 23	at HFD	L 2-4	23-22-4
50	Jan. 25	at BOS	L 2-5	23-23-4
51	Jan. 27	PIT	W 9-3	24-23-4
52	Jan. 28	N.J.	T 4-4	24-23-5
53	Jan. 30	STL	L 1-2	24-24-5
54	Feb. 2	WSH	W 5-3	25-24-5
55	Feb. 4	at BUF	W 1-0	26-24-5
56	Feb. 6	at PIT	W/OT 8-7	27-24-5
57	Feb. 8	at PHI	T 5-5	27-24-6
58	Feb. 10	at BOS	W/OT4-3	28-24-6
59	Feb. 13	CGY	L 2-4	28-25-6
60	Feb. 17	CHI	L 1-3	28-26-6
61	Feb. 18	at PHI	L 2-3	28-27-6
62	Feb. 22	at PIT	L/OT 3-4	28-28-6
63	Feb. 24	DET	T 3-3	28-28-7
64	Feb. 25	N.J.	T 3-3	28-28-8
65	Feb. 28	at DET	L 3-4	28-29-8
66	Mar. 2	at NYR	L 3-6	28-30-8
67	Mar. 3	at STL	L 4-5	28-31-8
68	Mar. 6	HFD	L 2-4	28-32-8
69	Mar. 8	at N.J.	L 2-4	28-33-8
70	Mar. 10	BOS	T 3-3	28-33-9
71	Mar. 13	MTL	L 2-4	28-34-9
72	Mar. 15	at PHI	L 4-5	28-35-9
73	Mar. 17	NYR	W 6-3	29-35-9
74	Mar. 18	PIT	T 2-2	29-35-10
75	Mar. 20	at WSH	L 0-3	29-36-10
76	Mar. 22	at L.A.	L 1-3	29-37-10
77	Mar. 24	at EDM	T 5-5	29-37-11
78	Mar. 27	CGY	L 2-4	29-38-11
79	Mar. 28	at TOR	W 6-3	30-38-11
80	Mar. 31	PHI	W 6-2	31-38-11

PLAYER	GP	G-A	PTS	+/-	PIM
Pat LaFontaine	79	45-43	88	-8	26
Brent Sutter	77	29-34	63	-12	77
David Volek	77	25-34	59	-11	24
Mikko Makela	76	17-28	45	-16	22
Bryan Trottier	73	17-28	45	-7	44
Derek King	60	14-29	43	+10	14
Alan Kerr	71	20-18	38	-5	144
Gerald Diduck	65	11-21	32	+9	155
Tomas Jonsson	53	9-23	32	-13	34
Jeff Norton	69	1-30	31	-24	74
Randy Wood	77	15-13	28	-18	44
Patrick Flatley	41	10-15	25	-5	31
Brad Dalgarno	55	11-10	21	-3	86
Greg Gilbert	55	8-13	21	+1	45
Reed Larson	33	7-13	20	-8	35
Marc Bergevin (TOTALS)	69	2-13	15	-1	80
with Chicago	11	0-0	0	-3	18
with ISLANDERS	58	2-13	15	+2	62
Rich Pilon	62	0-14	14	-9	242
Gary Nylund (TOTALS)	69	7-10	17	-19	137
with Chicago	23	3-2	5	-4	63
with ISLANDERS	46	4	8	12	74
Raimo Helminen	24	1-11	12	-15	4
Tom Fitzgerald	23	3-5	8	+1	10

GOALTENDER	GP	MINS	AVG	W	L	T	EN	SO	GA	SA	SV %
Kelly Hrudey	50	2804	3.93	18	24	3	2	0	183	1268	.874
Bill Smith	17	730	4.44	3	11	0	6	0	54	308	.851
Jeff Hackett	13	661	3.54	4	7	0	0	0	39	290	.831
Mark Fitzpatrick	11	626	3.92	3	5	2	0	0	41	272	.869

GAME	DATE	OPPONENT	RESULT	RECORD
1	Oct. 6	at CGY	T 4-4	0-0-1
2	Oct. 7	at EDM	L 1-5	0-1-1
3	Oct. 9	at L.A.	L/OT 5-6	0-2-1
4	Oct. 10	at VAN	W 3-2	1-2-1
5	Oct. 15	MTL	W 2-1	2-2-1
6	Oct. 18	VAN	W 3-2	3-2-1
7	Oct. 22	QUE	W 7-3	4-2-1
8	Oct. 25	TOR	L 3-4	4-3-1
9	Oct. 27	at PHI	L 2-5	4-4-1
10	Oct. 29	at QUE	L/OT 2-3	4-5-1
11	Nov. 1	WPG	L 1-8	4-6-1
12	Nov. 4	at WSH	L 2-4	4-7-1
13	Nov. 5	WSH	W/OT 4-3	5-7-1
14	Nov. 8	NYR	W 4-3	6-7-1
15	Nov. 11	at N.J.	T 3-3	6-7-2
16	Nov. 12	BUF	L 0-3	6-8-2
17	Nov. 15	CGY	L 1-5	6-9-2
18	Nov. 16	at MTL	L 4-5	6-10-2
19	Nov. 19	PIT	W 6-3	7-10-2
20	Nov. 22	WSH	L 2-4	7-11-2
21	Nov. 23	at WSH	L 6-7	7-12-2
22	Nov. 26	NYR	L 4-6	7-13-2
23	Nov. 27	at NYR	L 3-5	7-14-2
24	Nov. 29	at DET	L 3-5	7-15-2
25	Dec. 1	at STL	L 0-8	7-16-2
26	Dec. 3	at PIT	L 2-4	7-17-2
27	Dec. 6	BOS	L 3-4	7-18-2
28	Dec. 9	at N.J.	L 5-6	7-19-2
29	Dec. 10	L.A.	L 3-4	7-20-2
30	Dec. 14	at NYR	L 1-2	7-21-2
31	Dec. 15	PIT	L 2-8	7-22-2
32	Dec. 17	N.J.	W 5-2	8-22-2
33	Dec. 20	at PIT	L 3-5	8-23-2
34	Dec. 22	PHI	L 2-4	8-24-2
35	Dec. 26	at TOR	W 4-3	9-24-2
36	Dec. 31	WSH	W 6-4	10-24-2
37	Jan. 3	PHI	L 1-4	10-25-2
38	Jan. 5	at BOS	W 5-3	11-25-2
39	Jan. 7	NYR	L 1-5	11-26-2
40	Jan. 8	at CHI	L 2-3	11-27-2

PLAYER	GP	G-A	PTS	+/-	PIM
Rich Kromm	20	1-6	7	-3	4
Steve Konroyd	21	1-5	6	-5	2
Bob Bassen	19	1-4	5	Even	21
Brad Lauer	14	3-2	5	-2	2
Mick Vukota	48	2-2	4	-17	237
Dale Henry	22	2-2	4	-4	66
Ken Morrow	34	1-3	4	-7	32
Bill Berg	7	1-2	3	-2	10
Mike Walsh	13	2-0	2	-7	4
Mike Stevens	9	1-0	1	-1	14
Rob DiMaio	16	1-0	1	-6	30
Mark Fitzpatrick (TOTALS)	28	0-2	2	Goalie	4
with Los Angeles	17	0-1	1	Goalie	2
with ISLANDERS	11	0-1	1	Goalie	2
Jeff Hackett	13	0-1	1	Goalie	2
Wayne McBean (TOTALS)	52	0-6	6	-13	35
with Los Angeles	33	0-5	5	-9	23
with ISLANDERS	19	0-1	1	-4	12
Kelly Hrudey	50	0-1	1	Goalie	17
Dean Chynoweth	6	0-0	0	-4	48
Bill Smith	17	0-0	0	Goalie	8
Rod Dallman	1	0-0	0	-1	15
Jeff Finley	4	0-0	0	+1	6
Chris Pryor	7	0-0	0	-6	25

GAME	DATE	OPPONENT	RESULT	RECORD
41	Jan. 10	at PIT	L 3-5	11-28-2
42	Jan. 13	at N.J.	W 5-3	12-28-2
43	Jan. 14	CHI	L 3-5	12-29-2
44	Jan. 17	PIT	W 5-2	13-29-2
45	Jan. 19	L.A.	W 4-2	14-29-2
46	Jan. 21	MIN	W 8-6	15-29-2
47	Jan. 24	N.J.	T 2-2	15-29-3
48	Jan. 26	WPG	W 8-6	16-29-3
49	Jan. 28	at PHI	L 4-7	16-30-3
50	Jan. 30	at NYR	L 3-7	16-31-3
51	Feb. 2	TOR	L 1-4	16-32-3
52	Feb. 4	HFD	W 5-3	17-32-3
53	Feb. 5	at QUE	W 3-2	18-32-3
54	Feb. 10	at CHI	L 1-3	18-33-3
55	Feb. 11	at STL	L 0-5	18-34-3
56	Feb. 14	EDM	W 5-3	19-34-3
57	Feb. 16	STL	W 7-3	20-34-3
58	Feb. 18	PHI	W 3-2	21-34-3
59	Feb. 19	at PHI	L 4-5	21-35-3
60	Feb. 21	DET	L 5-6	21-36-3
61	Feb. 22	at BUF	L 5-7	21-37-3
62	Feb. 25	PIT	T 5-5	21-37-4
63	Feb. 28	HFD	L 1-3	21-38-4
64	Mar. 1	at DET	L 5-6	21-39-4
65	Mar. 4	at MIN	L 3-4	21-40-4
66	Mar. 5	at WPG	W 4-3	22-40-4
67	Mar. 7	BOS	L 1-2	22-41-4
68	Mar. 9	PHI	T 4-4	22-41-5
69	Mar. 11	N.J.	W/OT 3-2	23-41-5
70	Mar. 13	at MTL	W 5-3	24-41-5
71	Mar. 14	at HFD	L 2-8	24-42-5
72	Mar. 18	at VAN	L 1-2	24-43-5
73	Mar. 19	at EDM	L 2-3	24-44-5
74	Mar. 21	at CGY	L 1-4	24-45-5
75	Mar. 23	MIN	W 3-1	25-45-5
76	Mar. 26	at WSH	L 2-3	25-46-5
77	Mar. 28	WSH	W 5-4	26-46-5
78	Mar. 29	at N.J.	W/OT 5-4	27-46-5
79	Apr. 1	BUF	L 3-4	27-47-5
80	Apr. 2	at NYR	W 6-4	28-47-5

PLAYER	GP	G-A	PTS	+/-	PIM
Pat LaFontaine	75	47-45	92	+12	52
Bryan Trottier	77	30-52	82	+10	48
Mikko Makela	73	36-40	76	+14	22
Brent Sutter	70	29-31	60	+13	55
Alan Kerr	80	24-34	58	+30	198
Denis Potvin	72	19-32	51	+26	112
Tomas Jonsson	72	6-41	47	+6	115
Greg Gilbert	76	17-28	45	+14	46
Randy Wood	75	22-16	38	-2	80
Derek King	55	12-24	36	+7	30
Brad Lauer	69	17-18	35	+13	67
Patrick Flatley	40	9-15	24	+7	28
Bob Bassen	77	6-16	22	+8	99
Dale Henry	48	5-15	20	+8	115
Gerald Diduck	68	7-12	19	+22	113
Ken Leiter	51	4-13	17	+18	24
Gord Dineen	57	4-12	16	+9	62
Steve Konroyd	62	2-15	17	+16	99

PLAYER	GP	G-A	PTS	+/-	PIM
Rich Kromm	71	5-10	15	+2	20
Brad Dalgarno	38	2-8	10	+4	58
Jeff Norton	15	1-6	7	+3	14
Ken Morrow	53	1-4	5	Even	40
Jeff Finley	10	0-5	5	+5	15
Todd McLellan	5	1-1	2	-1	0
Kelly Hrudey	47	0-2	2	Goalie	20
Rod Dallman	3	1-0	1	+1	6
Mick Vukota	17	1-0	1	+1	82
Brian Curran	22	0-1	1	-9	68
Ari Haanpaa	1	0-0	0	-2	0
Neal Coulter	1	0-0	0	-1	0
Chris Pryor (TOTALS)	4	0-0	0	Even	8
with Minnesota	3	0-0	0	-1	6
with ISLANDERS	1	0-0	0	+1	2
Mike Walsh	1	0-0	0	Even	0
Bill Smith	38	0-0	0	Goalie	20
Todd Okerlund	4	0-0	0	Even	2

GOALTENDER	GP	MINS	AVG	W	L	T	EN	SO	GA	SA	SV %
Bill Smith	38	2105	3.22	17	14	5	1	2	113	948	.893
Kelly Hrudey	47	2751	3.34	22	17	5	0	3	153	1314	.896

GAME	DATE	OPPONENT	RESULT	RECORD
1	Oct. 8	at L.A.	W 4-1	1-0-0
2	Oct. 10	at VAN	W 7-1	2-0-0
3	Oct. 15	at PHI	W 6-0	3-0-0
4	Oct. 17	PHI	L 3-4	3-1-0
5	Oct. 20	CGY	W 5-4	4-1-0
6	Oct. 23	at N.J.	L 3-5	4-2-0
7	Oct. 24	N.J.	W 2-1	5-2-0
8	Oct. 27	CHI	T 4-4	5-2-1
9	Oct. 28	at TOR	L 2-5	5-3-1
10	Oct. 31	NYR	W 8-2	6-3-1
11	Nov. 1	at BOS	W/OT6-5	7-3-1
12	Nov. 3	N.J.	W 6-3	8-3-1
13	Nov. 5	PIT.	L 2-4	8-4-1
14	Nov. 7	DET	W/OT4-3	9-4-1
15	Nov. 10	WSH	W/OT4-3	10-4-1
16	Nov. 12	at STL	W 4-3	11-4-1
17	Nov. 14	WPG	W 7-3	12-4-1
18	Nov. 17	L.A.	W 4-3	13-4-1
19	Nov. 18	at MTL	L 2-5	13-5-1
20	Nov. 21	at PHI	W 6-4	14-5-1
21	Nov. 24	TOR	L 3-4	14-6-1
22	Nov. 28	NYR	W 5-4	15-6-1
23	Nov. 29	at NYR	L 1-3	15-7-1
24	Dec. 2	at PIT	W 7-1	16-7-1
25	Dec. 4	at WSH	W 6-4	17-7-1
26	Dec. 8	MTL	L 2-3	17-8-1
27	Dec. 11	at PIT	L 4-6	17-9-1
28	Dec. 12	N.J.	W 5-3	18-9-1
29	Dec. 15	STL	T 2-2	18-9-2
30	Dec. 17	at PHI	L 3-4	18-10-2
31	Dec. 19	PHI	L 4-5	18-11-2
32	Dec. 22	at WPG	L 2-5	18-12-2
33	Dec. 23	at CHI	L 5-7	18-13-2
34	Dec. 26	BOS	W 2-1	19-13-2
35	Dec. 28	at N.J.	L 4-6	19-14-2
36	Dec. 29	NYR	T 3-3	19-14-3
37	Jan. 2	PIT	W 3-2	20-14-3
38	Jan. 5	MIN	T 3-3	20-14-4
39	Jan. 8	at CGY	L 4-7	20-15-4
40	Jan. 9	at EDM	L 1-5	20-16-4

GAME	DATE	OPPONENT	RESULT	RECORD
41	Jan. 12	at PIT	T 5-5	20-16-5
42	Jan. 14	QUE	W 8-5	21-16-5
43	Jan. 16	N.J.	W 4-2	22-16-5
44	Jan. 17	at BUF	L 2-5	22-17-5
45	Jan. 19	PIT	L 4-6	22-18-5
46	Jan. 21	at HFD	L 3-4	22-19-5
47	Jan. 23	EDM	W 3-2	23-19-5
48	Jan. 27	at MIN	L 1-2	23-20-5
49	Jan. 29	at BUF	W 5-2	24-20-5
50	Jan. 30	MTL	L 2-6	24-21-5
51	Feb. 2	NYR	T 2-2	24-21-6
52	Feb. 5	at WSH	W 4-2	25-21-6
53	Feb. 6	BUF	W 6-4	26-21-6
54	Feb. 11	at TOR	L 3-4	26-22-6
55	Feb. 12	at WSH	L 2-6	26-23-6
56	Feb. 14	at NYR	T 4-4	26-23-7
57	Feb. 16	CGY	W 9-3	27-23-7
58	Feb. 18	at PHI	T 3-3	27-23-8
59	Feb. 20	HFD	W 3-0	28-23-8
60	Feb. 21	at HFD	W 7-2	29-23-8
61	Feb. 23	VAN	W 6-1	30-23-8
62	Feb. 25	CHI	T 1-1	30-23-9
63	Feb. 27	WSH	L 0-3	30-24-9
64	Mar. 1	STL	W 2-0	31-24-9
65	Mar. 2	at NYR	L 1-3	31-25-9
66	Mar. 5	at PIT	L 3-8	31-26-9
67	Mar. 6	at QUE	W 2-0	32-26-9
68	Mar. 8	VAN	W 7-4	33-26-9
69	Mar. 10	QUE	L 3-4	33-27-9
70	Mar. 12	DET	L 3-4	33-28-9
71	Mar. 13	at DET	L 1-5	33-29-9
72	Mar. 18	at WSH	T 3-3	33-29-10
73	Mar. 20	at WPG	W 6-0	34-29-10
74	Mar. 21	at MIN	W 5-1	35-29-10
75	Mar. 23	at L.A.	W 6-2	36-29-10
76	Mar. 26	EDM	W 5-4	37-29-10
77	Mar. 29	PHI	W 5-3	38-29-10
78	Mar. 31	WSH	W 7-3	39-29-10
79	Apr. 2	at N.J.	L 2-5	39-30-10
80	Apr. 3	at BOS	L 2-3	39-31-10

# 1986-87 NY ISLANDERS • 35-33-12 (82 PTS) • HEAD COACH - TERRY SIMPSON

PLAYER	GP	G-A	PTS	+/-	PIM
Bryan Trottier	80	23-64	87	+2	50
Mike Bossy	63	38-37	75	-8	33
Pat LaFontaine	80	38-32	70	-10	70
Brent Sutter	69	27-36	63	+23	73
Mikko Makela	80	24-33	57	+3	24
Patrick Flatley	63	16-35	51	+17	81
Denis Potvin	58	12-30	42	-6	70
Duane Sutter	80	14-17	31	+1	169
Tomas Jonsson	47	6-25	31	-8	36
Rich Kromm	70	12-17	29	+2	20
Ken Leiter	74	9-20	29	+1	30
Randy Boyd	30	7-17	24	Even	37
Brad Lauer	61	7-14	21	Even	65
Steve Konroyd	75	5-16	21	-5	70
Bob Bassen	77	7-10	17	-17	89

GOALTENDER	GP	MINS	AVG	W	L	T	EN	SO	GA	SA	SV %
Kelly Hrudey	46	2634	3.30	21	15	7	1	0	145	1073	.881
Bill Smith	40	2252	3.53	14	18	5	3	1	132	872	.869

GAME	DATE	OPPONENT	RESULT	RECORD
1	Oct. 9	at CHI	L 2-3	0-1-0
2	Oct. 11	at L.A.	L 4-5	0-2-0
3	Oct. 16	WSH	W 7-4	1-2-0
4	Oct. 18	NYR	L 2-3	1-3-0
5	Oct. 19	at NYR	T 2-2	1-3-1
6	Oct. 21	N.J.	W 6-3	2-3-1
7	Oct. 25	L.A.	W 4-3	3-3-1
8	Oct. 28	PHI	W 2-1	4-3-1
9	Oct. 30	at N.J.	L/OT 6-7	4-4-1
10	Nov. 1	WPG	W 7-4	5-4-1
11	Nov. 4	WSH	W 7-1	6-4-1
12	Nov. 5	at HFD	L 2-3	6-5-1
13	Nov. 8	DET	W/OT 2-1	7-5-1
14	Nov. 9	at BUF	W 4-3	8-5-1
15	Nov. 11	EDM	L/OT 2-3	8-6-1
16	Nov. 15	at MIN	W 7-3	9-6-1
17	Nov. 16	at WPG	L 1-3	9-7-1
18	Nov. 18	at QUE	W/OT 4-3	10-7-1
19	Nov. 20	TOR	W 6-4	11-7-1
20	Nov. 22	HFD	L 3-6	11-8-1
21	Nov. 25	PIT	W 5-1	12-8-1
22	Nov. 26	at PIT	W 3-2	13-8-1
23	Nov. 29	PHI	L 5-6	13-9-1
24	Dec. 2	at CGY	T 3-3	13-9-2
25	Dec. 3	at EDM	L 1-7	13-10-2
26	Dec. 5	at VAN	W 4-3	14-10-2
27	Dec. 7	at BOS	L 1-3	14-11-2
28	Dec. 9	L.A.	L 2-7	14-12-2
29	Dec. 11	at N.J.	W 8-4	15-12-2
30	Dec. 13	N.J.	W 4-2	16-12-2
31	Dec. 16	MIN	W 4-2	17-12-2
32	Dec. 18	at PHI	L 4-9	17-13-2
33	Dec. 20	NYR	W 5-2	18-13-2
34	Dec. 23	PIT	W/OT 4-3	19-13-2
35	Dec. 26	at WSH	L 1-2	19-14-2
36	Dec. 27	at PIT	T 3-3	19-14-3
37	Dec. 30	CHI	L 3-5	19-15-3
38	Dec. 31	at NYR	L/OT 3-4	19-16-3
39	Jan. 3	BOS	L 4-5	19-17-3
40	Jan. 6	MIN	W 5-3	20-17-3

PLAYER	GP	G-A	PTS	+/-	PIM
Alan Kerr	72	7-10	17	-10	175
Gord Dineen	71	4-10	14	-8	110
Greg Gilbert	51	6-7	13	-12	26
Ken Morrow	64	3-8	11	+7	32
Ari Haanpaa	41	6-4	10	+8	17
Brian Curran	68	0-10	10	+3	356
Dale Henry	19	3-3	6	+2	46
Gerald Diduck	30	2-3	5	-3	67
Neal Coulter	9	2-1	3	-2	7
Bill Smith	40	0-2	2	Goalie	37
Randy Wood	6	1-0	1	-1	4
Mark Hamway	2	0-1	1	-1	0
Kelly Hrudey	46	0-1	1	Goalie	37
Derek King	2	0-0	0	Even	0

GAME	DATE	OPPONENT	RESULT	RECORD
41	Jan. 9	at NYR	W 2-1	21-17-3
42	Jan. 10	TOR	W 3-2	22-17-3
43	Jan. 13	PIT	T 3-3	22-17-4
44	Jan. 15	WSH	L 2-3	22-18-4
45	Jan. 17	PHI	L 2-4	22-19-4
46	Jan. 18	at PHI	W 3-1	23-19-4
47	Jan. 20	CGY	L 1-3	23-20-4
48	Jan. 21	at DET	L 5-8	23-21-4
49	Jan. 24	at QUE	W 1-0	24-21-4
50	Jan. 27	WPG	T 2-2	24-21-5
51	Jan. 30	at WSH	T 3-3	24-21-6
52	Jan. 31	HFD	W 4-2	25-21-6
53	Feb. 4	at VAN	L 1-4	25-22-6
54	Feb. 6	at EDM	T 3-3	25-22-7
55	Feb. 7	at CGY	L 1-4	25-23-7
56	Feb. 14	BUF	L 1-5	25-24-7
57	Feb. 17	PHI	L 2-3	25-25-7
58	Feb. 18	at MTL	T 1-1	25-25-8
59	Feb. 21	MTL	W 6-5	26-25-8
60	Feb. 22	at N.J.	W 7-0	27-25-8
61	Feb. 24	at STL	L 2-3	27-26-8
62	Feb. 26	PIT	W 5-4	28-26-8
63	Feb. 28	STL	T 3-3	28-26-9
64	Mar. 3	BOS	T 4-4	28-26-10
65	Mar. 4	at NYR	L 5-7	28-27-10
66	Mar. 7	at TOR	L 2-7	28-28-10
67	Mar. 8	at CHI	W 6-5	29-28-10
68	Mar. 10	PHI	W 6-3	30-28-10
69	Mar. 13	at N.J.	L 1-4	30-29-10
70	Mar. 14	N.J.	W/OT 7-6	31-29-10
71	Mar. 16	at MTL	L 0-3	31-30-10
72	Mar. 19	at DET	W 3-2	32-30-10
73	Mar. 21	NYR	W 4-3	33-30-10
74	Mar. 24	WSH	L 1-3	33-31-10
75	Mar. 26	VAN	L 2-5	33-32-10
76	Mar. 27	at WSH	T 2-2	33-32-11
77	Mar. 31	at STL	W 4-3	34-32-11
78	Apr. 2	QUE	L 1-4	34-33-11
79	Apr. 4	BUF	T 6-6	34-33-12
80	Apr. 5	at PHI	W 9-5	35-33-12

# 1985-86 NY ISLANDERS • 39-29-12 (90 PTS) • HEAD COACH - AL ARBOUR

PLAYER	GP	G-A	PTS	+/-	PIM
Mike Bossy	80	61-62	123	+30	14
Bryan Trottier	78	37-59	96	+29	72
John Tonelli	65	20-41	61	+22	50
Denis Potvin	74	21-38	59	+78	76
Brent Sutter	61	24-31	55	+11	74
Pat LaFontaine	65	30-23	53	+16	43
Duane Sutter	80	20-33	53	+15	157
Patrick Flatley	73	18-34	52	+20	66
Tomas Jonsson	77	14-30	44	+16	62
Rich Kromm (TOTALS)	77	19-24	43	+17	35
with Calgary	63	12-17	29	+9	31
with ISLANDERS	14	7-7	14	+8	4
Mikko Makela	58	16-20	36	+12	28
Paul Boutilier	77	4-30	34	-5	100
Bob Bourne	62	17-15	32	-7	36
Steve Konroyd (TOTALS)	73	7-25	32	+24	80
with Calgary	59	7-20	27	+20	64
with ISLANDERS	14	0-5	5	+4	16
Greg Gilbert	60	9-19	28	+5	79

PLAYER	GP	G-A	PTS	+/-	PIM
Stefan Persson	56	1-19	20	-3	40
Mark Hamway	49	5-12	17	-5	9
Clark Gillies	55	4-10	14	-8	55
Randy Boyd	55	2-12	14	+9	79
Roger Kortko	52	5-8	13	-11	19
Ken Morrow	69	0-12	12	+24	22
Gord Dineen	57	1-8	9	+15	81
Neal Coulter	16	3-4	7	-1	2
Ari Haanpaa	18	0-7	7	Even	20
Dale Henry	7	1-3	4	Even	15
Bob Bassen	11	2-1	3	Even	6
Ken Leiter	9	1-2	3	+1	6
Gerald Diduck	10	1-2	3	+5	2
Scott Howson	10	1-2	3	+2	2
Bill Smith	41	0-3	3	Goalie	49
Kelly Hrudey	45	0-3	3	Goalie	14
Bob Nystrom	14	1-1	2	-4	16
Brad Dalgarno	2	1-0	1	+1	0
Alan Kerr	7	0-1	1	+1	16
Glenn Johannessen	2	0-0	0	-1	0

GOALTENDER	GP	MINS	AVG	W	L	T	EN	SO	GA	SA	SV %
Kelly Hrudey	45	2557	3.21	19	15	8	0	1	137	1318	.906
Bill Smith	41	2303	3.73	20	14	4	0	1	143	1061	.881

GAME	DATE	OPPONENT	RESULT	RECORD
1	Oct. 12	at L.A.	W 5-4 OT	1-0-0
2	Oct. 14	at VAN	L 2-4	1-1-0
3	Oct. 16	at EDM	L 4-6	1-2-0
4	Oct. 19	NYR	W 5-4	2-2-0
5	Oct. 22	VAN	T 2-2	2-2-1
6	Oct. 24	QUE	W 6-5	3-2-1
7	Oct. 26	at STL	W 5-2	4-2-1
8	Oct. 29	L.A.	L 2-3	4-3-1
9	Nov. 1	at WSH	L 3-5	4-4-1
10	Nov. 2	WSH	W 5-3	5-4-1
11	Nov. 5	CGY	T 4-4	5-4-2
12	Nov. 6	at TOR	W 5-4	6-4-2
13	Nov. 9	N.J.	W 3-2	7-4-2
14	Nov. 12	MTL	L 2-3	7-5-2
15	Nov. 16	EDM	T 4-4	7-5-3
16	Nov. 17	at PHI	L/OT 4-5	7-6-3
17	Nov. 19	PHI	W 8-6	8-6-3
18	Nov. 21	at BOS	T 4-4	8-6-4
19	Nov. 23	NYR	L 0-5	8-7-4
20	Nov. 24	at NYR	W/OT 4-3	9-7-4
21	Nov. 27	at MIN	T 4-4	9-7-5
22	Nov. 29	at WPG	W 4-1	10-7-5
23	Nov. 30	at CGY	L 3-4	10-8-5
24	Dec. 3	WPG	T 4-4	10-8-6
25	Dec. 6	at QUE	L 3-7	10-9-6
26	Dec. 7	QUE	L 1-4	10-10-6
27	Dec. 10	PIT	W 7-4	11-10-6
28	Dec. 11	at PIT	T 4-4	11-10-7
29	Dec. 14	STL	T 2-2	11-10-8a
30	Dec. 17	BUF	W 7-3	12-10-8
31	Dec. 20	at NYR	T 2-2	12-10-9
32	Dec. 21	NYR	L 4-5	12-11-9
33	Dec. 23	at HFD	W 6-3	13-11-9
34	Dec. 26	HFD	L 3-4	13-12-9
35	Dec. 28	at PIT	W 4-2	14-12-9
36	Dec. 29	at BUF	L 3-4	14-13-9
37	Dec. 31	at DET	W/OT 5-4	15-13-9
38	Jan. 2	BOS	W 7-5	16-13-9
39	Jan. 4	CHI	L 1-4	16-14-9
40	Jan. 7	MIN	L 2-3	16-15-9

GAME	DATE	OPPONENT	RESULT	RECORD
41	Jan. 9	PIT	W 9-0	17-15-9
42	Jan. 11	DET	W 8-2	18-15-9
43	Jan. 15	at PIT	L 3-6	18-16-9
44	Jan. 17	at PHI	W 4-3	19-16-9
45	Jan. 18	at MTL	L 0-3	19-17-9
46	Jan. 21	PHI	W 7-3	20-17-9
47	Jan. 24	at WSH	W 7-5	21-17-9
48	Jan. 25	CHI	T 3-3	21-17-10
49	Jan. 28	TOR	W 9-2	22-17-10
50	Jan. 30	PHI	W 8-4	23-17-10
51	Feb. 1	PIT	W 4-3	24-17-10
52	Feb. 2	at N.J.	W/OT 3-2	25-17-10
53	Feb. 5	at CHI	L 2-3	25-18-10
54	Feb. 8	at L.A.	W 4-3	26-18-10
55	Feb. 11	VAN	W 1-0	27-18-10
56	Feb. 13	at PHI	L 3-6	27-19-10
57	Feb. 15	N.J.	W 6-5	28-19-10
58	Feb. 18	WSH	L 4-5	28-20-10
59	Feb. 21	at BUF	L 1-5	28-21-10
60	Feb. 22	DET	W 5-2	29-21-10
61	Feb. 26	at N.J.	L 2-7	29-22-10
62	Feb. 28	at WPG	W 6-3	30-22-10
63	Mar. 1	at MIN	L 4-5	30-23-10
64	Mar. 4	MTL	W 6-3	31-23-10
65	Mar. 8	WSH	L 2-6	31-24-10
66	Mar. 9	at WSH	L 1-3	31-25-10
67	Mar. 11	CGY	W 8-4	32-25-10
68	Mar. 13	at HFD	W 3-2	33-25-10
69	Mar. 15	N.J.	W 3-1	34-25-10
70	Mar. 16	at NYR	L 1-3	34-26-10
71	Mar. 18	NYR	W 6-2	35-26-10
72	Mar. 20	at TOR	W 7-1	36-26-10
73	Mar. 22	at BOS	T 3-3	36-26-11
74	Mar. 25	STL	L 0-2	36-27-11
75	Mar. 28	at WSH	W 4-3	37-27-11
76	Mar. 29	EDM	T 4-4	37-27-12
77	Apr. 1	at PHI	L 2-4	37-28-12
78	Apr. 2	at PIT	W 7-2	38-28-12
79	Apr. 5	N.J.	W 7-1	39-28-12
80	Apr. 6	at N.J.	L 7-9	39-29-12

# 1984-85 NY ISLANDERS • 40-34-6 (86 PTS) • HEAD COACH - AL ARBOUR

PLAYER	GP	G-A	PTS	+/-	PIM
Mike Bossy	76	58-59	117	+37	38
Brent Sutter	72	42-60	102	+42	51
John Tonelli	80	42-58	100	+50	95
Denis Potvin	77	17-51	68	+36	96
Bryan Trottier	68	28-31	59	+5	47
Pat LaFontaine	67	19-35	54	+9	32
Patrick Flatley	78	20-31	51	-8	104
Tomas Jonsson	69	16-34	50	-1	58
Duane Sutter	78	17-24	41	-12	172
Greg Gilbert	58	13-25	38	-4	36
Paul Boutilier	78	12-23	35	Even	90
Clark Gillies	54	15-17	32	Even	73
Stefan Persson	54	3-19	22	+8	30
Bob Bourne	44	8-12	20	-8	51
Anders Kallur	51	10-8	18	-9	26
Gord Dineen	48	1-12	13	+10	89
Dave Langevin	56	0-13	13	-6	35

PLAYER	GP	G-A	PTS	+/-	PIM
Roger Kortko	27	2-9	11	-3	9
Gerald Diduck	65	2-8	10	+2	80
Gord Lane	57	1-8	9	+10	83
Ken Morrow	15	1-7	8	+5	14
Bob Nystrom	36	2-5	7	+6	58
Butch Goring	29	2-5	7	-11	2
Mats Hallin	38	5-0	5	-7	50
Scott Howson	8	4-1	5	+4	2
Alan Kerr	19	3-1	4	-7	24
Dale Henry	15	2-1	3	+1	14
Ron Handy	10	0-2	2	-1	0
Ken Leiter	5	0-2	2	Even	2
Kelly Hrudey	41	0-1	1	Goalie	17
Roland Melanson	8	0-0	0	Goalie	0
Vern Smith	1	0-0	0	Even	0
Mark Hamway	2	0-0	0	Even	0
Bill Smith	37	0-0	0	Goalie	25

GOALTENDER	GP	MINS	AVG	W	L	T	EN	SO	GA	SA	SV %
Kelly Hrudey	41	2335	3.62	19	17	3	2	2	141	1093	.886
Bill Smith	37	2090	3.82	18	14	3	1	0	133	967	.879
Roland Melanson	8	425	4.94	3	3	0	0	0	35	222	.864

GAME	DATE	OPPONENT	RESULT	RECORD
1	Oct. 10	at N.J.	L 2-7	0-1-0
2	Oct. 13	CHI	W 7-6 OT	1-1-0
3	Oct. 16	N.J.	W 6-4	2-1-0
4	Oct. 17	at DET	W 6-4	3-1-0
5	Oct. 20	L.A.	W 8-3	4-1-0
6	Oct. 21	at NYR	L 5-6	4-2-0
7	Oct. 23	VAN	W 6-5	5-2-0
8	Oct. 27	BOS	L 3-8	5-3-0
9	Oct. 30	NYR	W 7-3	6-3-0
10	Nov. 1	at MTL	L 5-6 OT	6-4-0
11	Nov. 3	at QUE	L 4-5	6-5-0
12	Nov. 4	at BOS	L 3-6	6-6-0
13	Nov. 6	STL	W 6-3	7-6-0
14	Nov. 9	at NYR	L 4-5 OT	7-7-0
15	Nov. 10	PIT	W 5-4	8-7-0
16	Nov. 15	MIN	W 6-1	9-7-0
17	Nov. 17	NYR	W 10-4	10-7-0
18	Nov. 18	at PHI	T 3-3	10-7-1
19	Nov. 20	WSH	W 5-3	11-7-1
20	Nov. 23	at WSH	W 5-1	12-7-1
21	Nov. 24	BUF	W 6-3	13-7-1
22	Nov. 28	at CGY	L 2-5	13-8-1
23	Nov. 30	at WPG	W 5-2	14-8-1
24	Dec. 3	at VAN	W 5-4	15-8-1
25	Dec. 5	at EDM	L 4-6	15-9-1
26	Dec. 8	HFD	L 3-4 OT	15-10-1
27	Dec. 11	N.J.	L 5-7	15-11-1
28	Dec. 12	at PIT	L 3-4	15-12-1
29	Dec. 15	PHI	W 6-2	16-12-1
30	Dec. 18	WPG	W 7-4	17-12-1
31	Dec. 21	at HFD	W 1-0	18-12-1
32	Dec. 22	PIT	W 5-2	19-12-1
33	Dec. 26	at PIT	L 5-6	19-13-1
34	Dec. 27	WSH	L 4-5 OT	19-14-1
35	Dec. 29	at STL	W 5-1	20-14-1
36	Dec. 31	at MIN	L 3-4	20-15-1
37	Jan. 2	at DET	W 7-2	21-15-1
38	Jan. 5	BUF	L 3-7	21-16-1
39	Jan. 8	MTL	W 3-1	22-16-1
40	Jan. 10	at N.J.	W 3-2	23-16-1

GAME	DATE	OPPONENT	RESULT	RECORD
41	Jan. 12	PHI	W 5-3	24-16-1
42	Jan. 13	at CHI	W 6-5	25-16-1
43	Jan. 15	at VAN	L 5-6 OT	25-17-1
44	Jan. 16	at EDM	T 3-3	25-17-2
45	Jan. 19	at L.A.	L 5-6 OT	25-18-2
46	Jan. 22	DET	L 4-5	25-19-2
47	Jan. 24	TOR	W 4-1	26-19-2
48	Jan. 26	WSH	L 1-5	26-20-2
49	Jan. 27	at WSH	L 2-5	26-21-2
50	Jan. 29	MIN	T 4-4	26-21-3
51	Feb. 1	at N.J.	L 2-3	26-22-3
52	Feb. 2	at PIT	W 4-0	27-22-3
53	Feb. 5	PHI	W 7-5	28-22-3
54	Feb. 7	NYR	W 7-5	29-22-3
55	Feb. 9	PIT	W 4-1	30-22-3
56	Feb. 16	HFD	T 4-4	30-22-4
57	Feb. 17	at NYR	L 3-9	30-23-4
58	Feb. 19	CGY	W 8-4	31-23-4
59	Feb. 21	WPG	L 2-3	31-24-4
60	Feb. 23	BOS	W 7-1	32-24-4
61	Feb. 24	at MTL	L 3-4 OT	32-25-4
62	Feb. 27	at CGY	L 1-3	32-26-4
63	Mar. 2	at TOR	L 2-4	32-27-4
64	Mar. 3	at BUF	W 3-2	33-27-4
65	Mar. 5	PHI	L 4-5 OT	33-28-4
66	Mar. 7	at N.J.	T 4-4	33-28-5
67	Mar. 9	TOR	W 4-2	34-28-5
68	Mar. 12	at STL	W 6-5	35-28-5
69	Mar. 13	at CHI	W 4-3	36-28-5
70	Mar. 16	WSH	W 6-4	37-28-5
71	Mar. 17	at PHI	L 3-5	37-29-5
72	Mar. 19	L.A.	W 3-2	38-29-5
73	Mar. 21	QUE	L 1-5	38-30-5
74	Mar. 24	at NYR	W 5-2	39-30-5
75	Mar. 26	EDM	L 5-7	39-31-5
76	Mar. 28	at QUE	L 2-4	39-32-5
77	Mar. 30	at WSH	L 3-4	39-33-5
78	Apr. 2	PIT	W 4-3	40-33-5
79	Apr. 4	at PHI	L 0-3	40-34-5
80	Apr. 6	N.J.	T 5-5	40-34-6

# 1983-84 NY ISLANDERS • 50-26-4 (104 PTS) • HEAD COACH - AL ARBOUR

PLAYER	GP	G-A	PTS	+/-	PIM
Mike Bossy	67	51-67	118	+66	8
Bryan Trottier	68	40-71	111	+70	59
Denis Potvin	78	22-63	85	+55	87
John Tonelli	73	27-40	67	+21	66
Greg Gilbert	79	31-35	66	+51	59
Bob Bourne	78	22-34	56	+12	75
Brent Sutter	69	34-15	49	+4	69
Tomas Jonsson	72	11-36	47	+12	54
Butch Goring	71	22-24	46	+9	8
Bob Nystrom	74	15-29	44	+9	80
Duane Sutter	78	17-23	40	+2	94
Stefan Persson	75	9-24	33	+30	65
Clark Gillies	76	12-16	28	+5	65
Anders Kallur	65	9-14	23	Even	24
Pat LaFontaine	15	13-6	19	+9	6

PLAYER	GP	G-A	PTS	+/-	PIM
Dave Langevin	69	3-16	19	+26	53
Ken Morrow	63	3-11	14	+26	45
Gord Dineen	43	1-11	12	+10	32
Wayne Merrick	31	6-5	11	+2	10
Paul Boutilier	28	0-11	11	+18	36
Patrick Flatley	16	2-7	9	+3	6
Bill Carroll	39	5-2	7	-1	12
Mats Hallin	40	2-5	7	-2	27
Gord Lane	38	0-3	3	+6	70
Roland Melanson	37	0-2	2	Goalie	10
Bill Smith	42	0-2	2	Goalie	23
Mike McEwen	15	0-2	2	-5	6
Garth MacGuigan	3	0-1	1	Even	0
Darcy Regier	5	0-1	1	+2	0
Bruce Affleck	1	0-0	0	-1	0
Kelly Hruddy	12	0-0	0	Goalie	0

GOALTENDER	GP	MIN	AVG	W	L	T	EN	SO	GA	SA	SV %
Kelly Hruddy	12	535	3.14	7	2	0	0	0	28	261	.903
Roland Melanson	37	2019	3.27	20	11	2	0	0	110	1019	.903
Bill Smith	42	2279	3.42	23	13	2	0	2	130	1122	.896

GAME	DATE	OPPONENT	RESULT	RECORD
1	Oct. 4	at QUE	L 3-7	0-1-0
2	Oct. 6	at MTL	W 7-4	1-1-0
3	Oct. 8	at WSH	W/OT 8-7	2-1-0
4	Oct. 11	L.A.	W 5-2	3-1-0
5	Oct. 15	PHI	L 1-5	3-2-0
6	Oct. 16	at BUF	W 3-2	4-2-0
7	Oct. 18	CGY	L 3-4	4-3-0
8	Oct. 22	NYR	L 2-3	4-4-0
9	Oct. 23	at NYR	L 5-6	4-5-0
10	Oct. 25	WPG	L 2-4	4-6-0
11	Oct. 29	N.J.	W 5-3	5-6-0
12	Oct. 30	at PHI	W 6-2	6-6-0
13	Nov. 1	VAN	W 6-3	7-6-0
14	Nov. 4	at N.J.	W 6-1	8-6-0
15	Nov. 5	BUF	W 4-0	9-6-0
16	Nov. 8	PHI	W 4-1	10-6-0
17	Nov. 11	at PIT	W 6-5	11-6-0
18	Nov. 12	PIT	L 2-4	11-7-0
19	Nov. 15	HFD	W 6-4	12-7-0
20	Nov. 18	at WSH	L 1-7	12-8-0
21	Nov. 19	WSH	W 6-2	13-8-0
22	Nov. 22	QUE	W 3-2	14-8-0
23	Nov. 23	at PHI	W 4-2	15-8-0
24	Nov. 26	CHI	W 9-3	16-8-0
25	Nov. 29	at STL	T 5-5	16-8-1
26	Dec. 1	at CGY	L 2-6	16-9-1
27	Dec. 4	at EDM	W 4-2	17-9-1
28	Dec. 6	at VAN	W 5-2	18-9-1
29	Dec. 7	at L.A.	T 4-4	18-9-2
30	Dec. 10	at MIN	W 4-2	19-9-2
31	Dec. 13	EDM	W 8-5	20-9-2
32	Dec. 15	DET	W 4-2	21-9-2
33	Dec. 17	NYR	W 7-1	22-9-2
34	Dec. 20	PIT	W 11-3	23-9-2
35	Dec. 22	WSH	W 6-1	24-9-2
36	Dec. 23	at WSH	L 3-7	24-10-2
37	Dec. 28	at L.A.	W/OT 6-5	25-10-2
38	Dec. 30	at WPG	L/OT 3-4	25-11-2
39	Dec. 31	at MIN	W 7-3	26-11-2
40	Jan. 3	BOS	L 2-4	26-12-2

GAME	DATE	OPPONENT	RESULT	RECORD
41	Jan. 5	at HFD	L 2-4	26-13-2
42	Jan. 7	CHI	W 5-3	27-13-2
43	Jan. 8	at NYR	L 4-5	27-14-2
44	Jan. 10	N.J.	W 4-2	28-14-2
45	Jan. 12	MTL	W 7-3	29-14-2
46	Jan. 14	NYR	W 4-2	30-14-2
47	Jan. 16	at BOS	L 0-2	30-15-2
48	Jan. 18	at CHI	W 9-1	31-15-2
49	Jan. 21	at PHI	L 1-7	31-16-2
50	Jan. 24	at DET	L 0-4	31-17-2
51	Jan. 26	QUE	L 1-5	31-18-2
52	Jan. 28	DET	L 3-4	31-19-2
53	Feb. 2	STL	L 2-5	31-20-2
54	Feb. 4	PIT	W 6-5	32-20-2
55	Feb. 5	at PIT	W 5-4	33-20-2
56	Feb. 7	EDM	W 5-3	34-20-2
57	Feb. 11	VAN	W 6-4	35-20-2
58	Feb. 13	at TOR	L 1-3	35-21-2
59	Feb. 15	at NYR	L 2-3	35-22-2
60	Feb. 18	NYR	W 4-3	36-22-2
61	Feb. 19	at N.J.	W/OT 5-4	37-22-2
62	Feb. 23	STL	W 5-1	38-22-2
63	Feb. 25	N.J.	W 7-1	39-22-2
64	Feb. 26	at PHI	L 3-5	39-23-2
65	Feb. 29	at WPG	W 4-3	40-23-2
66	Mar. 3	at TOR	W 11-6	41-23-2
67	Mar. 6	PHI	W 5-2	42-23-2
68	Mar. 8	TOR	W 9-5	43-23-2
69	Mar. 10	CGY	L/OT 4-5	43-24-2
70	Mar. 11	at PIT	W 6-4	44-24-2
71	Mar. 13	at N.J.	W 5-1	45-24-2
72	Mar. 17	WSH	L 1-2	45-25-2
73	Mar. 18	at HFD	L 4-5	45-26-2
74	Mar. 20	N.J.	W 5-2	46-26-2
75	Mar. 22	at BOS	T 3-3	46-26-3
76	Mar. 24	MIN	T 4-4	46-26-4
77	Mar. 25	at BUF	W 5-3	47-26-4
78	Mar. 27	MTL	W 7-0	48-26-4
79	Mar. 31	at WSH	W 3-1	49-26-4
80	Apr. 1	at PIT	W 2-1	50-26-4



# 1982-83 NY ISLANDERS • 42-26-12 (96 PTS) • HEAD COACH - AL ARBOUR

PLAYER	GP	G-A	PTS	+/-	PIM
Mike Bossy	79	60-58	118	+27	20
Bryan Trottier	80	34-55	89	+37	68
John Tonelli	76	31-40	71	+30	55
Denis Potvin	69	12-54	66	+32	60
Bob Bourne	77	20-42	62	+14	55
Tomas Jonsson	72	13-35	48	+40	50
Clark Gillies	70	21-20	41	+9	76
Brent Sutter	80	21-19	40	+14	128
Butch Goring	75	19-20	39	+10	8
Duane Sutter	75	13-19	32	+8	118
Bob Nystrom	74	10-20	30	+6	98
Stefan Persson	70	4-25	29	+12	71
Dave Langevin	73	4-17	21	+22	64
Greg Gilbert	45	8-11	19	+1	30

PLAYER	GP	G-A	PTS	+/-	PIM
Ken Morrow	79	5-11	16	+18	44
Wayne Merrick	59	4-12	16	-3	27
Mats Hallin	30	7-7	14	+4	26
Anders Kallur	55	6-8	14	+9	33
Mike McEwen	42	2-11	13	+11	16
Bill Carroll	71	1-11	12	+3	24
Paul Boutilier	29	4-5	9	-5	24
Gord Lane	44	3-4	7	+1	87
Roland Melanson	44	0-3	3	Goalie	22
Kevin Devine	2	0-1	1	+1	8
Gord Dineen	2	0-0	0	-2	4
Darcy Regier	6	0-0	0	Even	7
Bill Smith	41	0-0	0	Goalie	41

GOALTENDER	GP	MIN	AVG	W	L	T	EN	SO	GA	SA	SV %
Roland Melanson	44	2460	2.66	24	12	5	3	1	109	1097	.910
Bill Smith	41	2340	2.87	18	14	7	2	1	112	1083	.906

GAME	DATE	OPPONENT	RESULT	RECORD
1	Oct. 5	at VAN	L 1-2	0-1-0
2	Oct. 7	at CGY	W 5-4	1-1-0
3	Oct. 8	at EDM	W 6-4	2-1-0
4	Oct. 11	at NYR	W 4-3	3-1-0
5	Oct. 14	PIT	W 9-0	4-1-0
6	Oct. 16	L.A.	W 4-1	5-1-0
7	Oct. 19	VAN	W 5-4	6-1-0
8	Oct. 21	WSH	W 6-3	7-1-0
9	Oct. 23	NYR	W 5-2	8-1-0
10	Oct. 24	at CHI	L 2-4	8-2-0
11	Oct. 26	CGY	W 7-2	9-2-0
12	Oct. 28	at N.J.	W 4-2	10-2-0
13	Oct. 30	N.J.	W 8-5	11-2-0
14	Nov. 2	PIT	L 1-3	11-3-0
15	Nov. 3	at DET	T 3-3	11-3-1
16	Nov. 6	PHI	L 3-6	11-4-1
17	Nov. 7	at PHI	T 2-2	11-4-2
18	Nov. 9	STL	W 4-1	12-4-2
19	Nov. 11	at MIN	L 0-2	12-5-2
20	Nov. 13	at WSH	L 1-3	12-6-2
21	Nov. 16	EDM	W 4-2	13-6-2
22	Nov. 18	BOS	L 1-3	13-7-2
23	Nov. 20	CHI	W 5-4	14-7-2
24	Nov. 21	at NYR	L 3-7	14-8-2
25	Nov. 23	MIN	T 8-8	14-8-3
26	Nov. 25	at BOS	T 1-1	14-8-4
27	Nov. 27	NYR	L 0-3	14-9-4
28	Nov. 28	at WSH	T 3-3	14-9-5
29	Nov. 30	at STL	W 3-2	15-9-5
30	Dec. 3	at WPG	L 2-4	15-10-5
31	Dec. 4	at TOR	L 1-4	15-11-5
32	Dec. 7	TOR	W 6-3	16-11-5
33	Dec. 8	at DET	L 0-2	16-12-5
34	Dec. 11	N.J.	W 7-1	17-12-5
35	Dec. 14	BUF	L 3-5	17-13-5
36	Dec. 17	at NYR	W 5-2	18-13-5
37	Dec. 18	PHI	T 4-4	18-13-6
38	Dec. 21	at QUE	T 3-3	18-13-7
39	Dec. 23	WSH	L 1-5	18-14-7
40	Dec. 26	at HFD	W 3-2	19-14-7

GAME	DATE	OPPONENT	RESULT	RECORD
41	Dec. 31	at BUF	L 1-5	19-15-7
42	Jan. 1	at PIT	L 1-2	19-16-7
43	Jan. 4	BUF	W 5-2	20-16-7
44	Jan. 8	at QUE	W 6-1	21-16-7
45	Jan. 11	WPG	W 4-1	22-16-7
46	Jan. 13	at N.J.	W 5-2	23-16-7
47	Jan. 15	L.A.	W 5-2	24-16-7
48	Jan. 18	HFD	W 8-1	25-16-7
49	Jan. 20	at MTL	T 4-4	25-16-8
50	Jan. 22	PHI	L 0-1	25-17-8
51	Jan. 27	at L.A.	W 6-4	26-17-8
52	Jan. 29	at VAN	W 5-3	27-17-8
53	Jan. 30	at EDM	W 4-2	28-17-8
54	Feb. 1	at CGY	T 2-2	28-17-9
55	Feb. 3	at N.J.	W 7-2	29-17-9
56	Feb. 5	MIN	L 2-4	29-18-9
57	Feb. 10	WSH	W 8-3	30-18-9
58	Feb. 12	HFD	L 2-4	30-19-9
59	Feb. 15	at QUE	L 1-4	30-20-9
60	Feb. 17	PIT	W 4-1	31-20-9
61	Feb. 19	MTL	W 5-0	32-20-9
62	Feb. 22	WPG	T 2-2	32-20-10
63	Feb. 23	at CHI	T 4-4	32-20-11
64	Feb. 26	DET	L 3-5	32-21-11
65	Feb. 27	at PHI	L 0-2	32-22-11
66	Mar. 1	at MTL	T 3-3	32-22-12
67	Mar. 3	TOR	W 5-1	33-22-12
68	Mar. 5	N.J.	W 5-1	34-22-12
69	Mar. 8	at STL	L 0-6	34-23-12
70	Mar. 10	at PIT	W 4-3	35-23-12
71	Mar. 12	WSJ	W 6-2	36-23-12
72	Mar. 16	at NYR	L 1-2	36-24-12
73	Mar. 17	at N.J.	W 9-5	37-24-12
74	Mar. 19	PHI	W 9-2	38-24-12
75	Mar. 22	BOS	L 1-3	38-25-12
76	Mar. 26	NYR	W 3-2	39-25-12
77	Mar. 27	at PIT	W 4-1	40-25-12
78	Mar. 30	at WSH	W 7-1	41-25-12
79	Apr. 2	PIT	W 6-3	42-25-12
80	Apr. 3	at PHI	L 2-4	42-26-12



# 1981-82 NY ISLANDERS • 54-16-10 (118 PTS) • HEAD COACH - AL ARBOUR

PLAYER	GP	G-A	PTS	+/-	PIM
Mike Bossy	80	64-83	147	+69	22
Bryan Trottier	80	50-79	129	+70	88
John Tonelli	80	35-58	93	+48	57
Clark Gillies	79	38-39	77	+39	75
Denis Potvin	59	24-37	61	+38	83
Bob Bourne	76	27-26	53	+27	77
Duane Sutter	77	18-35	53	+23	100
Mike McEwen	73	10-39	49	+30	50
Bob Nystrom	74	22-25	47	+13	103
Brent Sutter	43	21-22	43	+28	114
Stefan Persson	70	6-37	43	+38	99
Anders Kallur	58	18-22	40	+5	18
Wayne Merrick	68	12-27	39	+4	20

PLAYER	GP	G-A	PTS	+/-	PIM
Tomas Jonsson	70	9-25	34	+26	51
Butch Goring	67	15-17	32	-3	10
Bill Carroll	72	9-20	29	+12	32
Dave Langevin	73	1-20	21	+34	82
Ken Morrow	75	1-18	19	+53	56
Hector Marini	30	4-9	13	+3	53
Gord Lane	51	0-13	13	+26	98
Greg Gilbert	1	1-0	1	Even	0
Bill Smith	46	0-1	1	Goalie	24
Neil Hawryliw	1	0-0	0	Even	0
Paul Boutilier	1	0-0	0	Even	0
Roland Melanson	36	0-0	0	Goalie	14

GOALTENDER	GP	MIN	AVG	W	L	T	EN	SO	GA	SA	SV %
Bill Smith	46	2685	2.97	32	9	4	0	0	133	1199	.900
Roland Melanson	36	2115	3.23	22	7	6	0	0	114	974	.895

GAME	DATE	OPPONENT	RESULT	RECORD
1	Oct. 7	at L.A.	W 4-1	1-0-0
2	Oct. 10	at COL	T 2-2	1-0-1
3	Oct. 14	at PIT	W 4-1	2-0-1
4	Oct. 15	VAN	W 4-1	3-0-1
5	Oct. 17	NYR	W 5-4	4-0-1
6	Oct. 20	L.A.	L 6-9	4-1-1
7	Oct. 23	at WSH	W 4-2	5-1-1
8	Oct. 24	WSH	W 6-4	6-1-1
9	Oct. 27	EDM	W 4-3	7-1-1
10	Oct. 29	at HFD	T 6-6	7-1-2
11	Oct. 31	at MTL	W 2-1	8-1-2
12	Nov. 3	CGY	T 2-2	8-1-3
13	Nov. 7	BUF	L 2-6	8-2-3
14	Nov. 10	at WPG	W 5-3	9-2-3
15	Nov. 11	at TOR	W 4-3	10-2-3
16	Nov. 14	EDM	T 5-5	10-2-4
17	Nov. 15	at PHI	L 4-5	10-3-4
18	Nov. 17	at QUE	L 2-7	10-4-4
19	Nov. 21	NYR	W 4-3	11-4-4
20	Nov. 22	at NYR	W 7-2	12-4-4
21	Nov. 24	BOS	W 3-1	13-4-4
22	Nov. 26	STL	W 9-2	14-4-4
23	Nov. 28	at BOS	L 4-5	14-5-4
24	Nov. 29	at BUF	L 2-5	14-6-4
25	Dec. 5	at MIN	W 8-5	15-6-4
26	Dec. 6	at WPG	L 2-5	15-7-4
27	Dec. 9	at VAN	L 3-4	15-8-4
28	Dec. 12	at CGY	T 3-3	15-8-5
29	Dec. 13	at EDM	L 3-4	15-9-5
30	Dec. 15	QUE	W 10-7	16-9-5
31	Dec. 17	WSH	W 4-1	17-9-5
32	Dec. 19	DET	W 5-1	18-9-5
33	Dec. 20	at DET	W 5-3	19-9-5
34	Dec. 22	WPG	W 5-2	20-9-5
35	Dec. 26	PHI	W 4-2	21-9-5
36	Dec. 29	MTL	L 4-5	21-10-5
37	Dec. 30	at NYR	L 4-6	21-11-5
38	Jan. 2	CHI	W 5-3	22-11-5
39	Jan. 4	VAN	W 4-1	23-11-5
40	Jan. 7	at PHI	W 5-4	24-11-5

GAME	DATE	OPPONENT	RESULT	RECORD
41	Jan. 9	PHI	W 3-1	25-11-5
42	Jan. 14	at BOS	L 4-5	25-12-5
43	Jan. 17	at WSH	T 2-2	25-12-6
44	Jan. 20	at NYR	L 2-3	25-13-6
45	Jan. 21	PIT	W 6-1	26-13-6
46	Jan. 23	NYR	W 6-1	27-13-6
47	Jan. 26	PIT	W 9-2	28-13-6
48	Jan. 27	at PIT	W 6-3	29-13-6
49	Jan. 30	MIN	W 4-2	30-13-6
50	Feb. 2	WSH	W 7-6	31-13-6
51	Feb. 4	at WSH	W 5-2	32-13-6
52	Feb. 6	DET	W 6-2	33-13-6
53	Feb. 7	at BUF	W 7-3	34-13-6
54	Feb. 11	at CHI	W 8-2	35-13-6
55	Feb. 13	PHI	W 8-2	36-13-6
56	Feb. 14	at HFD	W 9-1	37-13-6
57	Feb. 16	PIT	W 6-2	38-13-6
58	Feb. 18	at PHI	W 7-4	39-13-6
59	Feb. 20	COL	W 3-2	40-13-6
60	Feb. 21	at PIT	L 3-4	40-14-6
61	Feb. 23	CHI	W 5-1	41-14-6
62	Feb. 25	PIT	W 4-2	42-14-6
63	Feb. 27	QUE	T 5-5	42-14-7
64	Mar. 1	at TOR	W 9-5	43-14-7
65	Mar. 2	CGY	W 6-3	44-14-7
66	Mar. 4	TOR	W 10-1	45-14-7
67	Mar. 6	NYR	W 6-4	46-14-7
68	Mar. 9	at STL	W 6-4	47-14-7
69	Mar. 10	at MIN	T 4-4	47-14-8
70	Mar. 13	at L.A.	L 0-3	47-15-8
71	Mar. 17	at COL	W 5-2	48-15-8
72	Mar. 20	STL	T 3-3	48-15-9
73	Mar. 21	at WSH	W 3-2	49-15-9
74	Mar. 23	WSH	W 8-1	50-15-9
75	Mar. 25	MYL	W 3-1	51-15-9
76	Mar. 27	HFD	W 5-4	52-15-9
77	Mar. 29	at NYR	W 7-3	53-15-9
78	Apr. 1	at PHI	T 3-3	53-15-10
79	Apr. 3	PHI	W 6-3	54-15-10
80	Apr. 4	at PIT	L 2-7	54-16-10

STANLEY CUP



CHAMPIONS

# 1980-81 NY ISLANDERS • 48-18-14 (110 PTS) • HEAD COACH - AL ARBOUR

PLAYER	GP	G-A	PTS	+/-	PIM
Mike Bossy	79	68-51	119	+37	32
Bryan Trottier	73	31-72	103	+49	74
Clark Gillies	80	33-45	78	+26	99
Bob Bourne	78	35-41	76	+34	62
Denis Potvin	74	20-56	76	+38	104
Anders Kallur	78	36-28	64	+25	32
Stefan Persson	80	9-52	61	+24	82
Butch Goring	78	23-37	60	+4	0
John Tonelli	70	20-32	52	+8	57
Mike McEwen (TOTALS)	78	11-38	49	-30	94
with Colorado	65	11-35	46	-33	84
with ISLANDERS	13	0-3	3	+3	10
Bob Nystrom	79	14-30	44	+6	145
Steve Tambellini	61	19-17	36	-12	17
Wayne Merrick	71	16-15	31	+12	30

GOALTENDER	GP	MINS	AVG	W	L	T	EN	SO	GA	SA	SV %
Bill Smith	41	2363	3.28	22	10	8	4	2	129	1219	.894
Roland Melanson	11	620	3.10	8	1	1	0	0	32	304	.895
Glenn Resch	32	1817	3.07	18	7	5	2	3	93	885	.895

GAME	DATE	OPPONENT	RESULT	RECORD
1	Oct. 11	BOS	W 5-2	1-0-0
2	Oct. 12	at WSH	W 2-1	2-0-0
3	Oct. 14	STL	T 5-5	2-0-1
4	Oct. 16	at DET	W 6-4	3-0-1
5	Oct. 18	EDM	T 5-5	3-0-2
6	Oct. 19	at HFD	T 3-3	3-0-3
7	Oct. 21	VAN	L 3-6	3-1-3
8	Oct. 23	at PHI	L 2-4	3-2-3
9	Oct. 25	PHI	L 1-3	3-3-3
10	Oct. 26	at BUF	L 2-5	3-4-3
11	Oct. 28	MTL	W 6-4	4-4-3
12	Nov. 1	L.A.	L 3-7	4-5-3
13	Nov. 4	DET	W 6-4	5-5-3
14	Nov. 6	at BOS	W 4-2	6-5-3
15	Nov. 8	CHI	W 7-3	7-5-3
16	Nov. 11	MIN	T 6-6	7-5-4
17	Nov. 12	at TOR	W 4-2	8-5-4
18	Nov. 15	BUF	W 4-1	9-5-4
19	Nov. 17	at MIN	W 2-1	10-5-4
20	Nov. 18	at STL	W 7-2	11-5-4
21	Nov. 20	HFD	W 5-0	12-5-4
22	Nov. 22	NYR	W 6-4	13-5-4
23	Nov. 24	WPG	T 4-4	13-5-5
24	Nov. 27	at MTL	W 4-3	14-5-5
25	Nov. 29	DET	W 5-1	15-5-5
26	Nov. 30	at QUE	W 7-3	16-5-5
27	Dec. 2	COL	W 5-1	17-5-5
28	Dec. 4	at COL	L 3-4	17-6-5
29	Dec. 6	at L.A.	L 3-5	17-7-5
30	Dec. 7	at VAN	W 5-3	18-7-5
31	Dec. 10	at EDM	W 3-2	19-7-5
32	Dec. 13	at CGY	T 4-4	19-7-6
33	Dec. 14	at WPG	W 5-4	20-7-6
34	Dec. 16	WPG	W 6-2	21-7-6
35	Dec. 20	QUE	W 5-2	22-7-6
36	Dec. 21	at CHI	W 9-0	23-7-6
37	Dec. 23	CGY	T 2-2	23-7-7
38	Dec. 27	at HFD	T 5-5	23-7-8
39	Dec. 30	COL	W 9-3	24-7-8
40	Jan. 2	at NYR	L 1-3	24-8-8

PLAYER	GP	G-A	PTS	+/-	PIM
Garry Howatt	70	4-15	19	+12	174
Duane Sutter	23	7-11	18	-8	26
Dave Langevin	75	1-16	17	+40	122
Ken Morrow	80	2-11	13	+19	20
Bob Lorimer	73	1-12	13	+45	77
Gord Lane	60	3-9	12	-6	124
Hector Marini	14	4-7	11	+9	39
Bill Carroll	18	4-4	8	+3	6
Jean Potvin	18	2-3	5	-9	25
Brent Sutter	3	2-2	4	+2	0
Lorne Henning	9	1-2	3	+4	24
Glenn Resch	32	0-1	1	Goalie	0
Roland Melanson	11	0-0	0	Goalie	4
Bill Smith	41	0-0	0	Goalie	33

GAME	DATE	OPPONENT	RESULT	RECORD
41	Jan. 3	HFD	W 8-1	25-8-8
42	Jan. 6	TOR	W 6-3	26-8-8
43	Jan. 7	at TOR	L 3-7	26-9-8
44	Jan. 10	BOS	L 2-3	26-10-8
45	Jan. 11	at PHI	W 4-2	27-10-8
46	Jan. 13	PIT	W 6-3	28-10-8
47	Jan. 17	WSH	W 6-4	29-10-8
48	Jan. 20	CGY	W 5-0	30-10-8
49	Jan. 22	at DET	W 3-0	31-10-8
50	Jan. 24	QUE	W 7-4	32-10-8
51	Jan. 26	BUF	L 3-5	32-11-8
52	Jan. 28	at TOR	W 6-4	33-11-8
53	Jan. 31	at QUE	L 1-5	33-12-8
54	Feb. 1	at BOS	L 3-6	33-13-8
55	Feb. 3	L.A.	W 8-1	34-13-8
56	Feb. 4	at NYR	L 3-9	34-14-8
57	Feb. 7	MIN	T 5-5	34-14-9
58	Feb. 12	at PIT	L 3-5	34-15-9
59	Feb. 14	STL	T 1-1	34-15-10
60	Feb. 17	TOR	L 5-8	34-16-10
61	Feb. 21	CHI	W 6-3	35-16-10
62	Feb. 23	at MIN	W 4-1	36-16-10
63	Feb. 25	at CGY	L 4-11	36-17-10
64	Feb. 27	at VAN	W 5-1	37-17-10
65	Feb. 28	at L.A.	W 2-1	38-17-10
66	Mar. 3	EDM	T 8-8	38-17-11
67	Mar. 7	VAN	W 3-1	39-17-11
68	Mar. 11	at WPG	W 6-3	40-17-11
69	Mar. 12	at EDM	W 5-0	41-17-11
70	Mar. 14	PHI	L 3-4	41-17-12
71	Mar. 17	MTL	T 3-3	41-17-13
72	Mar. 20	at COL	W 5-3	42-17-13
73	Mar. 22	at CHI	W 6-2	43-17-13
74	Mar. 24	at STL	W 5-3	44-17-13
75	Mar. 28	PIT	T 4-4	44-17-14
76	Mar. 29	at WSH	W 5-4	45-17-14
77	Mar. 31	at MTL	L 1-3	45-18-14
78	Apr. 2	NYR	W 2-1	46-18-14
79	Apr. 4	WSH	W 4-1	47-18-14
80	Apr. 5	at BUF	W 7-3	48-18-14



# 1979-80 NY ISLANDERS • 39-28-13 (91 PTS) • HEAD COACH - AL ARBOUR

PLAYER	GP	G-A	PTS	+/-	PIM
Bryan Trottier	78	42-62	104	+31	68
Mike Bossy	75	51-41	92	+28	12
Butch Goring (TOTALS)	81	26-53	79	-14	14
with Los Angeles	69	20-48	68	-21	12
with ISLANDERS	12	6-5	11	+7	2
Clark Gillies	73	19-35	54	+29	49
Anders Kallur	76	22-30	52	+12	16
John Tonelli	77	14-30	44	+8	49
Denis Potvin	31	8-33	41	+13	44
Bob Bourne	73	15-25	40	+5	52
Bob Nystrom	67	21-18	39	+4	94
Stefan Persson	73	4-35	39	+13	76
Wayne Merrick	70	13-22	35	+12	16
Billy Harris	67	15-15	30	Even	37
Duane Sutter	56	15-9	24	+5	55
Gord Lane (TOTALS)	74	4-18	22	+11	205
with Washington	19	2-4	6	+1	53
with ISLANDERS	55	2-14	16	+10	152

PLAYER	GP	G-A	PTS	+/-	PIM
Dave Lewis	62	5-16	21	+10	54
Garry Howatt	77	8-11	19	-3	219
Bob Lorimer	74	3-16	19	+32	53
Dave Langevin	76	3-13	16	+11	109
Jean Potvin	32	2-13	15	-12	26
Steve Tambellini	45	5-8	13	-1	4
Lorne Henning	39	3-6	9	-10	6
Mike Kaszycki	16	1-4	5	+3	15
Yvon Vautour	17	3-1	4	-6	24
Ken Morrow	18	0-3	3	+4	4
Glenn Resch	45	0-3	3	Goalie	4
Bill Smith	38	1-0	1	Goalie	39
Alex McKendry	2	0-0	0	-1	2
Garth MacGuigan	2	0-0	0	+1	0
Richard Brodeur	2	0-0	0	Goalie	0
Randy Johnston	4	0-0	0	-2	4
Mike Hordy	9	0-0	0	Even	7

GOALTENDER	GP	MINS	AVG	W	L	T	EN	SO	GA	SA	SV %
Bill Smith	38	2114	2.95	15	14	7	4	2	104	1027	.899
Glenn Resch	45	2606	3.04	23	14	6	1	3	132	1334	.901
Richard Brodeur	2	80	4.50	1	0	0	0	0	6	35	.829

GAME	DATE	OPPONENT	RESULT	RECORD
1	Oct. 11	at PHI	L 2-5	0-1-0
2	Oct. 13	BUF	L 2-5	0-2-0
3	Oct. 16	ATL	W 5-1	1-2-0
4	Oct. 18	at BOS	L 2-3	1-3-0
5	Oct. 20	HFD	W 6-1	2-3-0
6	Oct. 23	EDM	T 3-3	2-3-1
7	Oct. 26	at HFD	W 2-1	3-3-1
8	Oct. 27	CHI	W 6-4	4-3-1
9	Oct. 31	at VAN	T 2-2	4-3-2
10	Nov. 2	at EDM	L 5-7	4-4-2
11	Nov. 4	at WPG	T 4-4	4-4-3
12	Nov. 6	L.A.	W 4-1	5-4-3
13	Nov. 9	at ATL	L 2-5	5-5-3
14	Nov. 10	PHI	L 2-5	5-6-3
15	Nov. 13	NYR	W 10-5	6-6-3
16	Nov. 17	DET	L 4-5	6-7-3
17	Nov. 20	at STL	L 3-6	6-8-3
18	Nov. 21	at MIN	L 1-3	6-9-3
19	Nov. 24	at L.A.	T 4-4	6-9-4
20	Nov. 28	at COL	L 4-7	6-10-4
21	Nov. 30	at EDM	L 3-5	6-11-4
22	Dec. 2	at WPG	W 4-0	7-11-4
23	Dec. 4	VAN	L 1-5	7-12-4
24	Dec. 6	BOS	W 4-3	8-12-4
25	Dec. 8	at TOR	W 6-1	9-12-4
26	Dec. 9	at NYR	L 4-5	9-13-4
27	Dec. 11	MTL	W 4-1	10-13-4
28	Dec. 12	at PIT	T 3-3	10-13-5
29	Dec. 15	PIT	T 3-3	10-13-6
30	Dec. 18	COL	W 3-2	11-13-6
31	Dec. 22	WSH	W 2-1	12-13-6
32	Dec. 23	at CHI	L 0-8	12-14-6
33	Dec. 27	at MTL	W 7-3	13-14-6
34	Dec. 30	at DET	L 2-4	13-15-6
35	Jan. 2	at TOR	W 3-1	14-15-6
36	Jan. 3	PIT	L 3-4	14-16-6
37	Jan. 5	STL	W 3-1	15-16-6
38	Jan. 8	VAN	W 3-0	16-16-6
39	Jan. 9	at BUF	L 2-3	16-17-6
40	Jan. 12	WSH	W 5-2	17-17-6

GAME	DATE	OPPONENT	RESULT	RECORD
41	Jan. 15	WPG	W 5-2	18-17-6
42	Jan. 17	TOR	W 9-6	19-17-6
43	Jan. 19	QUE	W 3-1	20-17-6
44	Jan. 22	MTL	W 2-1	21-17-6
45	Jan. 23	at DET	W 5-3	22-17-6
46	Jan. 26	HFD	W 3-2	23-17-6
47	Jan. 27	at WSH	L 1-7	23-18-6
48	Jan. 29	MIN	T 2-2	23-18-7
49	Jan. 31	at BOS	L 2-4	23-19-7
50	Feb. 2	BUF	W 3-2	24-19-7
51	Feb. 3	at HFD	L 3-5	24-20-7
52	Feb. 7	L.A.	W 4-1	25-20-7
53	Feb. 9	QUE	W 5-0	26-20-7
54	Feb. 12	WPG	T 0-0	26-20-8
55	Feb. 14	at COL	W 5-3	27-20-8
56	Feb. 16	at L.A.	L 2-3	27-21-8
57	Feb. 17	at VAN	L 2-4	27-22-8
58	Feb. 19	TOR	L 4-6	27-23-8
59	Feb. 21	MIN	L 2-5	27-24-8
60	Feb. 23	at STL	W 3-2	28-24-8
61	Feb. 24	at NYR	L 2-8	28-25-8
62	Feb. 27	at QUE	W 5-3	29-25-8
63	Mar. 1	DET	L 3-4	29-26-8
64	Mar. 2	at PIT	T 0-0	29-26-9
65	Mar. 4	EDM	W 6-4	30-26-9
66	Mar. 6	at PHI	W 5-2	31-26-9
67	Mar. 8	BOS	L 3-5	31-27-9
68	Mar. 9	at WSH	L 1-3	31-28-9
69	Mar. 11	COL	W 4-1	32-28-9
70	Mar. 15	STL	W 6-2	33-28-9
71	Mar. 16	at CHI	W 6-1	34-28-9
72	Mar. 18	ATL	W 6-3	35-28-9
73	Mar. 22	CHI	T 4-4	35-28-10
74	Mar. 23	at BUF	T 1-1	35-28-11
75	Mar. 25	PHI	W 5-2	36-28-11
76	Mar. 28	at MTL	T 2-2	36-28-12
77	Mar. 30	at QUE	W 9-6	37-28-12
78	Apr. 1	at MIN	T 1-1	37-28-13
79	Apr. 4	at ATL	W 7-3	38-28-13
80	Apr. 5	NYR	W 2-1	39-28-13

STANLEY CUP



CHAMPIONS

# 1978-79 NY ISLANDERS • 51-15-14 (116 PTS) • HEAD COACH - AL ARBOUR

PLAYER	GP	G-A	PTS	+/-	PIM
Bryan Trottier	76	47-87	134	+76	50
Mike Bossy	80	69-57	126	+63	25
Denis Potvin	73	31-70	101	+71	58
Clark Gillies	75	35-56	91	+57	68
Stefan Persson	78	10-56	66	+38	57
Bob Bourne	80	30-31	61	+34	48
John Tonelli	73	17-39	56	+29	44
Bill Harris	80	15-39	54	+26	18
Wayne Merrick	75	20-21	41	+13	24
Bob Nystrom	78	19-20	39	+19	113
Mike Kaszycki	71	16-18	34	+7	37
Lorne Henning	73	13-20	33	+17	14
Garry Howatt	75	16-12	28	+6	205

PLAYER	GP	G-A	PTS	+/-	PIM
Dave Lewis	79	5-18	23	+43	45
Bob Lorimer	67	3-18	21	+27	42
Ed Westfall	55	5-11	16	Even	4
Gerry Hart	50	2-14	16	+30	78
Pat Price	55	3-11	14	+18	50
Bert Marshall	45	1-8	9	+9	29
Richie Hansen	12	1-6	7	+9	4
Bill Smith	40	0-2	2	Goalie	54
Glenn Resch	43	0-2	2	Goalie	6
Alex McKendry	4	0-0	0	-1	0
Mike Hordy	2	0-0	0	Even	0
Hector Marini	1	0-0	0	-2	2
Steve Tambellini	1	0-0	0	-1	0

GOALTENDER	GP	MINS	AVG	W	L	T	EN	SO	GA	SA	SV %
Glenn Resch	43	2539	2.50	26	7	10	0	2	106	1235	.914
Bill Smith	40	2261	2.87	25	8	4	0	1	108	1074	.889

GAME	DATE	OPPONENT	RESULT	RECORD
1	Oct. 12	at BUF	T 2-2	0-0-1
2	Oct. 14	at TOR	L 7-10	0-1-1
3	Oct. 17	MTL	W 3-1	1-1-1
4	Oct. 18	at PIT	W 5-3	2-1-1
5	Oct. 21	NYR	W 5-3	3-1-1
6	Oct. 24	PHI	T 4-4	3-1-2
7	Oct. 27	at ATL	L 5-8	3-2-2
8	Oct. 28	VAN	W 5-2	4-2-2
9	Oct. 31	COL	W 8-5	5-2-2
10	Nov. 2	at BOS	L 1-4	5-3-2
11	Nov. 4	WSH	W 4-1	6-3-2
12	Nov. 7	MIN	W 5-2	7-3-2
13	Nov. 11	ATL	W 4-2	8-3-2
14	Nov. 12	at NYR	W 5-3	9-3-2
15	Nov. 14	COL	T 2-2	9-3-3
16	Nov. 17	at WSH	W 4-2	10-3-3
17	Nov. 18	PHI	W 8-2	11-3-3
18	Nov. 21	at COL	W 7-1	12-3-3
19	Nov. 22	at MIN	W 4-1	13-3-3
20	Nov. 25	at VAN	W 5-2	14-3-3
21	Nov. 29	at L.A.	T 5-5	14-3-4
22	Dec. 2	at COL	W 5-2	15-3-4
23	Dec. 5	PIT	T 3-3	15-3-5
24	Dec. 7	STL	W 7-1	16-3-5
25	Dec. 9	at TOR	W 3-2	17-3-5
26	Dec. 10	at MTL	L 3-4	17-4-5
27	Dec. 12	L.A.	T 5-5	17-4-6
28	Dec. 14	DET	W 4-1	18-4-6
29	Dec. 16	at STL	T 2-2	18-4-7
30	Dec. 17	at DET	W 3-0	19-4-7
31	Dec. 21	STL	W 5-1	20-4-7
32	Dec. 23	NYR	W 9-4	21-4-7
33	Dec. 26	TOR	W 5-1	22-4-7
34	Dec. 28	at ATL	W 10-4	23-4-7
35	Dec. 30	ATL	W 4-2	24-4-7
36	Jan. 2	VAN	W 9-0	25-4-7
37	Jan. 4	at PHI	L 2-3	25-5-7
38	Jan. 6	PHI	W 5-1	26-5-7
39	Jan. 9	L.A.	W 7-1	27-5-7
40	Jan. 10	at DET	T 5-5	27-5-8

GAME	DATE	OPPONENT	RESULT	RECORD
41	Jan. 12	at ATL	W 4-1	28-5-8
42	Jan. 14	at PHI	T 1-1	28-5-9
43	Jan. 16	WSH	W 6-2	29-5-9
44	Jan. 17	at NYR	L 3-5	29-6-9
45	Jan. 20	CHI	W 4-2	30-6-9
46	Jan. 22*	at CHI	W 2-1	31-6-9
47	Jan. 25	at BOS	W 4-2	32-6-9
48	Jan. 27	NYR	L 2-7	32-7-9
49	Jan. 30	MIN	L 4-5	32-8-9
50	Feb. 1	at PHI	W 4-1	33-8-9
51	Feb. 3	BOS	T 4-4	33-8-10
52	Feb. 4	at CHI	L 4-5	33-9-10
53	Feb. 13	COL	W 6-1	34-9-10
54	Feb. 14**	at BUF	L 1-2	34-10-10
55	Feb. 17	at VAN	W 5-3	35-10-10
56	Feb. 19	at L.A.	W 8-3	36-10-10
57	Feb. 22	STL	W 6-1	37-10-10
58	Feb. 24	DET	W 3-1	38-10-10
59	Feb. 25	at NYR	L 2-3	38-11-10
60	Feb. 27	MTL	W 7-3	39-11-10
61	Mar. 2	at ATL	L 2-3	39-12-10
62	Mar. 3	ATL	W 4-2	40-12-10
63	Mar. 6	BUF	L 2-3	40-13-10
64	Mar. 7	at STL	T 5-5	40-13-11
65	Mar. 10	CHI	W 7-1	41-13-11
66	Mar. 11	at BOS	T 4-4	41-13-12
67	Mar. 13	BOS	W 7-2	42-13-12
68	Mar. 15	TOR	W 6-2	43-13-12
69	Mar. 17	NYR	W 5-2	44-13-12
70	Mar. 18	at MIN	W 5-3	45-13-12
71	Mar. 22	at MTL	W 5-3	46-13-12
72	Mar. 24	PIT	T 3-3	46-13-13
73	Mar. 25	at PIT	T 2-2	46-13-14
74	Mar. 29	at CHI	L 1-6	46-14-14
75	Mar. 31	BUF	W 2-0	47-14-14
76	Apr. 1	at WSH	L 4-6	47-15-14
77	Apr. 3	ATL	W 3-2	48-15-14
78	Apr. 5	at PHI	W 3-1	49-15-14
79	Apr. 7	PHI	W 9-2	50-15-14
80	Apr. 8	at NYR	W 5-2	51-15-14

\* Game originally scheduled for Dec. 31, postponed due to snow.

\*\* Game originally scheduled for Jan. 21, postponed due to snow.

# 1977-78 NY ISLANDERS • 48-17-15 (111 PTS) • HEAD COACH - AL ARBOUR

PLAYER	GP	G-A	PTS	+/-	PIM
Bryan Trottier	77	46-77	123	+52	46
Denis Potvin	80	30-64	94	+57	81
Mike Bossy	73	53-38	91	+31	6
Clark Gillies	80	35-50	85	+49	76
Bob Bourne	80	30-33	63	+15	31
Bill Harris	80	22-38	60	+27	40
Bob Nystrom	80	30-29	59	+19	94
Stefan Persson	66	6-50	56	+19	54
Mike Kaszycki	58	13-29	42	+15	24
Jean-Paul Parise	39	12-16	28	+19	12
Lorne Henning	79	12-15	27	+10	6
Gerry Hart	78	2-23	25	+44	94
Wayne Merrick	37	10-14	24	+2	8
Ed Westfall	71	5-19	24	+7	14

PLAYER	GP	G-A	PTS	+/-	PIM
Jude Drouin	56	5-17	22	+14	12
Garry Howatt	61	7-12	19	+7	146
Michel Bergeron	25	9-6	15	+16	2
Dave Lewis	77	3-11	14	+32	58
Pat Price	52	2-10	12	+25	27
Jean Potvin	34	1-10	11	+11	8
Bert Marshall	58	0-7	7	+10	44
Bob Lorimer	5	1-0	1	Even	0
Glenn Resch	45	0-1	1	Goalie	12
Bill Smith	38	0-0	0	Goalie	35
Alex McKendry	4	0-0	0	Even	2
Andre St. Laurent	2	0-0	0	Even	2
Richie Hansen	2	0-0	0	Even	0
Neil Nicholson	1	0-0	0	+2	0
Goran Hogosta	1	0-0	0	Even	0

GOALTENDER	GP	MINS	AVG	W	L	T	EN	SO	GA	SA	SV %
Glenn Resch	45	2637	2.55	28	9	7	1	3	112	1214	.908
Bill Smith	38	2154	2.65	20	8	8	2	2	95	1040	.909
Goran Hogosta	1	9	0.00	0	0	0	0	0	0	3	1.00

GAME	DATE	OPPONENT	RESULT	RECORD
1	Oct. 13	at BUF	L 2-3	0-1-0
2	Oct. 15	BOS	W 3-1	1-1-0
3	Oct. 16	at NYR	L 2-4	1-2-0
4	Oct. 18	L.A.	T 0-0	1-2-1
5	Oct. 21	at ATL	T 3-3	1-2-2
6	Oct. 22	NYR	W 7-2	2-2-2
7	Oct. 26	at L.A.	T 2-2	2-2-3
8	Oct. 27	at VAN	W 3-2	3-2-3
9	Oct. 29	BUF	W 4-2	4-2-3
10	Nov. 1	ATL	W 9-0	5-2-3
11	Nov. 2	at MIN	L 2-3	5-3-3
12	Nov. 5	PIT	W 4-3	6-3-3
13	Nov. 6	at BOS	L 3-5	6-4-3
14	Nov. 10	MTL	L 1-5	6-5-3
15	Nov. 12	PHI	T 2-2	6-5-4
16	Nov. 13	at WSH	W 6-0	7-5-4
17	Nov. 15	CHI	T 1-1	7-5-5
18	Nov. 17	at PHI	T 4-4	7-5-6
19	Nov. 19	VAN	W 9-2	8-5-6
20	Nov. 22	COL	W 4-2	9-5-6
21	Nov. 23	at MIN	W 9-2	10-5-6
22	Nov. 26	at PIT	L 2-5	10-6-6
23	Nov. 27	at DET	W 4-1	11-6-6
24	Nov. 30	at COL	T 3-3	11-6-7
25	Dec. 3	at STL	W 7-2	12-6-7
26	Dec. 6	MIN	W 4-2	13-6-7
27	Dec. 7	at CHI	W 4-0	14-6-7
28	Dec. 10	DET	W 7-4	15-6-7
29	Dec. 13	CHI	T 2-2	15-6-8
30	Dec. 14	at TOR	L 2-3	15-7-8
31	Dec. 17	BOS	W 4-1	16-7-8
32	Dec. 20	COL	W 9-1	17-7-8
33	Dec. 22	STL	W 6-3	18-7-8
34	Dec. 23	at MTL	L 5-7	18-8-8
35	Dec. 27	at VAN	W 4-2	19-8-8
36	Dec. 28	at L.A.	W 4-3	20-8-8
37	Dec. 31	MTL	L 2-4	20-9-8
38	Jan. 3	VAN	W 4-1	21-9-8
39	Jan. 7	CLV	W 5-3	22-9-8
40	Jan. 10	COL	W 7-4	23-9-8

GAME	DATE	OPPONENT	RESULT	RECORD
41	Jan. 11	at CLV	L 3-5	23-10-8
42	Jan. 14	at WSH	W 4-0	24-10-8
43	Jan. 18	at MIN	W 5-2	25-10-8
44	Jan. 19	at STL	W 3-0	26-10-8
45	Jan. 21	PHI	W 6-1	27-10-8
46	Jan. 26	TOR	W 4-2	28-10-8
47	Jan. 28	NYR	W 6-2	9-10-8
48	Jan. 30	at BUF	L 2-3	29-11-8
49	Feb. 1	at NYR	W 7-6	30-11-8
50	Feb. 2	at ATL	W 5-2	31-11-8
51	Feb. 4	WSH	W 6-1	32-11-8
52	Feb. 8	at CHI	L 4-5	32-12-8
53	Feb. 11	DET	W 8-5	33-12-8
54	Feb. 12	at CLV	T 2-2	33-12-9
55	Feb. 14	L.A.	W 3-2	34-12-9
56	Feb. 16	at COL	W 5-4	35-12-9
57	Feb. 18	ATL	T 3-3	35-12-10
58	Feb. 19	at PHI	W 4-1	36-12-10
59	Feb. 22	at ATL	T 3-3	36-12-11
60	Feb. 25	CHI	W 7-1	37-12-11
61	Feb. 26	at MTL	L 1-2	37-13-11
62	Feb. 28	TOR	W 4-3	38-13-11
63	Mar. 2	at BUF	L 3-6	38-14-11
64	Mar. 4	PIT	W 6-3	39-14-11
65	Mar. 5	at PIT	T 3-3	39-14-12
66	Mar. 7	VAN	W 5-2	40-14-12
67	Mar. 8	at STL	W 6-3	41-14-12
68	Mar. 11	BUF	W 4-2	42-14-12
69	Mar. 14	STL	T 3-3	42-14-13
70	Mar. 18	ATL	L 2-5	42-15-13
71	Mar. 20	at PHI	L 2-4	42-16-13
72	Mar. 22	at TOR	W 6-2	43-16-13
73	Mar. 25	CLV	T 4-4	43-16-14
74	Mar. 26*	MIN	W 6-3	44-16-14
75	Mar. 29	at NYR	L 1-5	44-17-14
76	Apr. 1	WSH	W 3-2	45-17-14
77	Apr. 2	at DET	W 5-2	46-17-14
78	Apr. 4	PHI	T 3-3	46-17-15
79	Apr. 8	NYR	W 7-2	47-17-15
80	Apr. 9	at BOS	W 5-2	48-17-15

\*Game originally scheduled for Feb. 7, postponed due to snow.

# 1976-77 NY ISLANDERS • 47-21-12 (106 PTS) • HEAD COACH - AL ARBOUR

PLAYER	GP	G-A	PTS	+/-	PIM
Denis Potvin	80	25-55	80	+42	103
Bryan Trottier	76	30-42	72	+28	34
Bill Harris	80	24-43	67	+18	44
Bob Nystrom	80	29-27	56	+22	91
Jean-Paul Parise	80	25-31	56	+26	46
Clark Gillies	70	33-22	55	+18	93
Jude Drouin	78	24-29	53	+18	27
Ed Westfall	79	14-33	47	+21	8
Jean Potvin	79	10-36	46	+14	26
Bob Bourne	75	16-19	35	+27	30
Lorne Henning	80	13-18	31	+21	10
Garry Howatt	70	13-15	28	+14	182

PLAYER	GP	G-A	PTS	+/-	PIM
Dave Lewis	79	4-24	28	+29	44
Bert Marshall	72	4-21	25	+48	61
Pat Price	71	3-22	25	+26	25
Andre St. Laurent	72	10-13	23	+8	55
Gerry Hart	80	4-18	22	+29	98
Bill MacMillan	43	6-8	14	+4	13
Richie Hansen	4	1-0	1	-1	0
Bob Lorimer	1	0-1	1	+1	0
Bill Smith	36	0-1	1	Goalie	12
Glenn Resch	46	0-1	1	Goalie	0
Walt Ledingham	4	0-0	0	-1	0

GOALTENDER	GP	MINS	AVG	W	L	T	EN	SO	GA	SA	SV %
Glenn Resch	46	2711	2.28	26	13	6	2	4	103	1235	.917
Bill Smith	36	2089	2.50	21	8	6	1	2	87	1041	.916

GAME	DATE	OPPONENT	RESULT	RECORD
1	Oct. 7	at PHI	W 3-0	1-0-0
2	Oct. 9	CHI	W 2-1	2-0-0
3	Oct. 12	ATL	W 7-0	3-0-0
4	Oct. 13	at BUF	W 4-3	4-0-0
5	Oct. 16	CLV	T 4-4	4-0-1
6	Oct. 19	VAN	W 6-1	5-0-1
7	Oct. 22	at DET	L 0-5	5-1-1
8	Oct. 23	at TOR	W 5-2	6-1-1
9	Oct. 25	at MTL	L 1-4	6-2-1
10	Oct. 28	STL	W 5-2	7-2-1
11	Oct. 30	PHI	T 3-3	7-2-2
12	Nov. 1	at VAN	W 3-2	8-2-2
13	Nov. 2	at COL	W 5-1	9-2-2
14	Nov. 6	MIN	W 5-2	10-2-2
15	Nov. 9	DET	W 8-1	11-2-2
16	Nov. 11	at BOS	T 2-2	11-2-3
17	Nov. 13	at MIN	W 3-2	12-2-3
18	Nov. 18	at L.A.	W 3-1	13-2-3
19	Nov. 19	at VAN	W 6-4	14-2-3
20	Nov. 23	MTL	L 1-5	14-3-3
21	Nov. 25	DET	L 1-3	14-4-3
22	Nov. 27	at PIT	W 3-1	15-4-3
23	Nov. 28	at PHI	L 3-5	15-5-3
24	Nov. 30	TOR	L 2-4	15-6-3
25	Dec. 2	PIT	L 2-4	15-7-3
26	Dec. 4	BUF	W 3-0	16-7-3
27	Dec. 7	STL	W 4-2	17-7-3
28	Dec. 11	PIT	W 6-3	18-7-3
29	Dec. 12	at CHI	W 6-2	19-7-3
30	Dec. 14	NYR	T 4-4	19-7-4
31	Dec. 17	at ATL	W 4-2	20-7-4
32	Dec. 18	BUF	L 2-4	20-8-4
33	Dec. 21	BOS	W 3-0	21-8-4
34	Dec. 26	at NYR	W 2-1	22-8-4
35	Dec. 28	at STL	T 4-4	22-8-5
36	Jan. 1	VAN	L 1-5	22-9-5
37	Jan. 2	at BUF	T 3-3	22-9-6
38	Jan. 7	at ATL	W 5-4	23-9-6
39	Jan. 8	ATL	W 6-3	24-9-6
40	Jan. 10	PHI	W 8-3	25-9-6

GAME	DATE	OPPONENT	RESULT	RECORD
41	Jan. 12	at CHI	L 1-2	25-10-6
42	Jan. 15	WSH	W 2-1	26-10-6
43	Jan. 16	at WSH	T 2-2	26-10-7
44	Jan. 18	MIN	W 7-2	27-10-7
45	Jan. 20	at BOS	W 4-3	28-10-7
46	Jan. 22	at PIT	L 2-3	28-11-7
47	Jan. 23	at COL	W 7-1	29-11-7
48	Jan. 27	TOR	L 1-2	29-12-7
49	Jan. 29	L.A.	L 0-4	29-13-7
50	Jan. 30	at MTL	L 1-2	29-14-7
51	Feb. 1	BUF	W 6-3	30-14-7
52	Feb. 3	NYR	W 6-3	31-14-7
53	Feb. 5	WSH	T 3-3	31-14-8
54	Feb. 6	at NYR	L 0-4	31-15-8
55	Feb. 8	L.A.	W 4-1	32-15-8
56	Feb. 12	PHI	W 2-1	33-15-8
57	Feb. 14	at VAN	W 2-1	34-15-8
58	Feb. 15	at L.A.	L 0-3	34-16-8
59	Feb. 19	NYR	W 5-2	35-16-8
60	Feb. 20	at WSH	T 2-2	35-16-9
61	Feb. 22	COL	W 2-1	36-16-9
62	Feb. 25	at CLV	W 2-1	37-16-9
63	Feb. 26	ATL	W 8-2	38-16-9
64	Mar. 1	MTL	L 4-5	38-17-9
65	Mar. 3	at DET	W 4-2	39-17-9
66	Mar. 5	at STL	L 1-2	39-18-9
67	Mar. 6	at COL	W 5-0	40-18-9
68	Mar. 8	MIN	L 1-3	40-19-9
69	Mar. 9	at ATL	W 6-2	41-19-9
70	Mar. 12	CLV	W 8-3	42-19-9
71	Mar. 13	at MIN	T 5-5	42-19-10
72	Mar. 16	at CHI	W 5-0	43-19-10
73	Mar. 19	CHI	T 2-2	43-19-11
74	Mar. 22	COL	W 9-2	44-19-11
75	Mar. 23	at TOR	T 1-1	44-19-12
76	Mar. 26	STL	W 5-2	45-19-12
77	Mar. 27	at CLV	W 6-3	46-19-12
78	Mar. 29	at PHI	L 1-3	46-20-12
79	Apr. 2	BOS	L 3-5	46-21-12
80	Apr. 3	at NYR	W 5-2	47-21-12

# 1975-76 NY ISLANDERS • 42-21-12 (101 PTS) • HEAD COACH - AL ARBOUR

PLAYER	GP	G-A	PTS	+/-	PIM
Denis Potvin	78	31-67	98	+12	100
Bryan Trottier	80	32-63	95	+28	21
Jean Potvin	78	17-55	72	+16	74
Bill Harris	80	32-38	70	+22	54
Jude Drouin	76	21-41	62	+18	58
Clark Gillies	80	34-27	61	+20	96
Jean-Paul Parise	80	22-35	57	+12	80
Ed Westfall	80	25-31	56	+17	27
Bob Nystrom	80	23-25	48	+24	106
Garry Howatt	80	21-13	34	+26	197
Andre St. Laurent	67	9-17	26	+14	56

PLAYER	GP	G-A	PTS	+/-	PIM
Gerry Hart	80	6-18	24	+35	151
Dave Lewis	73	0-19	19	+29	54
Lorne Henning	80	7-10	17	Even	16
Bill MacMillan	64	9-7	16	+5	10
Bert Marshall	71	0-16	16	+37	72
Ralph Stewart	31	6-7	13	+3	2
Bob Bourne	14	2-3	5	-2	13
Pat Price	4	0-2	2	+4	2
Dave Fortier	59	0-2	2	+9	68
Bill Smith	39	0-1	1	Goalie	10
Glenn Resch	44	0-1	1	Goalie	0

GOALTENDER	GP	MIN	GA	SO	AVG	REC
Glenn Resch	44	2546	88	7	2.07	23-11-8
Bill Smith	39	2254	98	3	2.61	19-10-9

\*SV% & SA were not an official stat

GAME	DATE	OPPONENT	RESULT	RECORD
1	Oct. 8	at K.C.	T 1-1	0-0-1
2	Oct. 11	L.A.	W 7-0	1-0-1
3	Oct. 12	at BOS	T 3-3	1-0-2
4	Oct. 14	MTL	W 5-3	2-0-2
5	Oct. 17	at ATL	L 2-0	3-0-2
6	Oct. 18	BOS	L 2-5	3-1-2
7	Oct. 21	VAN	T 5-5	3-1-3
8	Oct. 23	PHI	W 3-0	4-1-3
9	Oct. 25	NYR	W 7-1	5-1-3
10	Oct. 27	at MTL	T 4-4	5-1-4
11	Nov. 1	WSH	W 7-3	6-1-4
12	Nov. 4	CAL	W 5-3	7-1-4
13	Nov. 5	at PIT	L 6-7	7-2-4
14	Nov. 8	at PHI	W 4-3	8-2-4
15	Nov. 12	at CAL	L 1-5	8-3-4
16	Nov. 13	at L.A.	L 3-4	8-4-4
17	Nov. 15	at VAN	L 3-4	8-5-4
18	Nov. 18	BUF	L 1-3	8-6-4
19	Nov. 20	at BOS	T 2-2	8-6-5
20	Nov. 22	K.C.	W 5-2	9-6-5
21	Nov. 26	at MIN	W 9-1	10-6-5
22	Nov. 27	MTL	L 1-2	10-7-5
23	Nov. 29	STL	W 8-2	11-7-5
24	Nov. 30	at MTL	L 3-4	11-8-5
25	Dec. 2	at STL	W 4-1	12-8-5
26	Dec. 4	PIT	W 6-1	13-8-5
27	Dec. 6	BUF	L 2-4	13-9-5
28	Dec. 7	at BUF	W 3-0	14-9-5
29	Dec. 9	MIN	W 6-0	15-9-5
30	Dec. 12	at ATL	T 3-3	15-9-6
31	Dec. 13	at TOR	W 5-3	16-9-6
32	Dec. 17	at NYR	W 3-0	17-9-6
33	Dec. 18	TOR	W 4-2	18-9-6
34	Dec. 20	at STL	W 7-1	19-9-6
35	Dec. 21	at CHI	L 2-5	19-10-6
36	Dec. 30	PHI	W 6-2	20-10-6
37	Jan. 3	CHI	T 1-1	20-10-7
38	Jan. 4	at PHI	L 3-5	20-11-7
39	Jan. 6	K.C.	W 8-1	21-11-7
40	Jan. 8	TOR	L 3-5	21-12-7

GAME	DATE	OPPONENT	RESULT	RECORD
41	Jan. 13	DET	W 1-0	22-12-7
42	Jan. 17	ATL	T 2-2	22-12-8
43	Jan. 21	at WSH	W 5-2	23-12-8
44	Jan. 22	DET	W 8-1	24-12-8
45	Jan. 24	L.A.	W 5-0	25-12-8
46	Jan. 27	MIN	W 4-3	26-12-8
47	Jan. 28	at TOR	W 3-2	27-12-8
48	Jan. 31	at STL	T 2-2	27-12-9
49	Feb. 3	ATL	T 2-2	27-12-10
50	Feb. 4	at NYR	W 6-5	28-12-10
51	Feb. 6*	at DET	L 3-4	28-13-10
52	Feb. 8	at PHI	L 2-4	28-14-10
53	Feb. 10	at VAN	L 2-3	28-15-10
54	Feb. 12	at K.C.	T 2-2	28-15-11
55	Feb. 14	PIT	T 4-4	28-15-12
56	Feb. 15	at BUF	W 3-1	29-15-12
57	Feb. 17	NYR	L 1-3	29-16-12
58	Feb. 18	at DET	W 5-3	30-16-12
59	Feb. 21	BOS	L 1-2	30-17-12
60	Feb. 22	at WSH	W 4-0	31-17-12
61	Feb. 24	at MIN	W 7-2	32-17-12
62	Feb. 26	K.C.	T 2-2	32-17-13
63	Feb. 28	CHI	W 4-1	33-17-13
64	Mar. 2	CAL	W 2-1	34-17-13
65	Mar. 4	VAN	T 3-3	34-17-14
66	Mar. 6	WSH	W 6-3	35-17-14
67	Mar. 7	at PIT	W 5-3	36-17-14
68	Mar. 9	STL	W 4-0	37-17-14
69	Mar. 13	at TOR	T 2-2	37-17-15
70	Mar. 14	at CHI	W 5-3	38-17-15
71	Mar. 16	MIN	L 1-3	38-18-15
72	Mar. 20	CHI	W 4-2	39-18-15
73	Mar. 23	at VAN	L 2-5	39-19-15
74	Mar. 24	at L.A.	T 1-1	39-19-16
75	Mar. 26	at CAL	W 3-2	40-19-16
76	Mar. 29	PHI	W 5-1	41-19-16
77	Mar. 31	at NYR	L 1-3	41-20-16
78	Apr. 1	ATL	T 1-1	41-20-17
79	Apr. 3	NYR	W 10-2	42-20-17
80	Apr. 4	at ATL	L 2-5	42-21-17

\*Game originally scheduled for Dec. 26, postponed due to snow.



# 1974-75 NY ISLANDERS • 33-25-22 (88 PTS) • HEAD COACH - AL ARBOUR

PLAYER	GP	G-A	PTS	+/-	PIM
Denis Potvin	79	21-55	76	+28	105
Bill Harris	80	25-37	62	+4	34
Bob Nystrom	76	27-28	55	+17	122
Jean-Paul Parise	79	23-32	55		62
Ed Westfall	73	22-33	55	+19	28
Jude Drouin (TOTALS)	78	18-36	54	-11	22
with Minnesota	38	4-18	22	-19	16
with ISLANDERS	40	14-18	32	+8	6
Garry Howatt	77	18-30	48	+32	121
Clark Gillies	80	25-22	47	-4	66
Andre St. Laurent	78	14-27	41	+22	60
Ralph Stewart	70	16-24	40	-9	12
Bob Bourne	77	16-23	39	+9	12

PLAYER	GP	G-A	PTS	+/-	PIM
Jean Potvin	73	9-24	33	-3	59
Bert Marshall	77	2-28	30	+18	58
Bill MacMillan	69	13-12	25	Even	12
Dave Lewis	78	5-14	19	+8	98
Dave Fortier	65	6-12	18	+14	79
Gerry Hart	71	4-14	18	+28	143
Lorne Henning	60	5-6	11	+7	6
Doug Rombough	28	5-6	11	+6	6
Ernie Hicke	20	2-6	8	+7	40
Craig Cameron	37	1-6	7	-3	4
Walt Ledingham	2	0-1	1	-3	0
Tom Miller	1	0-0	0	Even	0
Bill Smith	58	0-0	0	Goalie	21

GOALTENDER	GP	MIN	GA	SO	AVG	REC
Glenn Resch	25	1432	59	3	2.47	12-7-5
Bill Smith	58	3368	156	3	2.78	21-18-17

\*SV% & SA were not an official stat

GAME	DATE	OPPONENT	RESULT	RECORD
1	Oct. 9	at MTL	T 5-5	0-0-1
2	Oct. 12	K.C.	W 6-2	1-0-1
3	Oct. 15	MTL	W 6-3	2-0-1
4	Oct. 19	NYR	L 2-4	2-1-1
5	Oct. 20	at WSH	W 5-0	3-1-1
6	Oct. 22	ATL	W 2-1	4-1-1
7	Oct. 26	MIN	W 4-0	5-1-1
8	Oct. 29	CGY	W 10-1	6-1-1
9	Oct. 30	at NYR	T 1-1	6-1-2
10	Nov. 2	BOS	W 3-2	7-1-2
11	Nov. 3	at PHI	L 1-3	7-2-2
12	Nov. 5	PHI	T 4-4	7-2-3
13	Nov. 6	at ATL	L 1-2	7-3-3
14	Nov. 9	at STL	L 2-4	7-4-3
15	Nov. 13	at PIT	L 2-8	7-5-3
16	Nov. 15	at K.C.	L 2-4	7-6-3
17	Nov. 16	at DET	L 3-5	7-7-3
18	Nov. 19	PIT	W 4-3	8-7-3
19	Nov. 20	at CHI	T 4-4	8-7-4
20	Nov. 22	TOR	W 6-0	9-7-4
21	Nov. 23	VAN	T 3-3	9-7-5
22	Nov. 27	at L.A.	T 3-3	9-7-6
23	Nov. 29	at CAL	T 3-3	9-7-7
24	Nov. 30	at VAN	L 0-3	9-8-7
25	Dec. 5	TOR	T 3-3	9-8-8
26	Dec. 7	K.C.	W 4-1	10-8-8
27	Dec. 8	at PHI	L 2-3	10-9-8
28	Dec. 10	STL	W 3-2	11-9-8
29	Dec. 14	L.A.	W 3-0	12-9-8
30	Dec. 15	at BOS	L 2-5	12-10-8
31	Dec. 17	at STL	L 4-8	12-11-8
32	Dec. 18	at BUF	L 2-3	12-12-8
33	Dec. 21	CHI	T 3-3	12-12-9
34	Dec. 22	at K.C.	W 5-2	13-12-9
35	Dec. 26	at ATL	L 1-2	13-13-9
36	Dec. 28	at TOR	L 1-3	13-14-9
37	Dec. 29	at WSH	W 7-0	14-14-9
38	Jan. 2	WSH	W 5-2	15-14-9
39	Jan. 4	NYR	L 3-5	15-15-9
40	Jan. 7	TOR	W 5-3	16-15-9

GAME	DATE	OPPONENT	RESULT	RECORD
41	Jan. 9	at PHI	W 3-1	17-15-9
42	Jan. 11	ATL	T 2-2	17-15-10
43	Jan. 12	at TOR	L 3-4	17-16-10
44	Jan. 14	STL	T 3-3	17-16-11
45	Jan. 18	DET	W 5-1	18-16-11
46	Jan. 23	at CHI	L 1-3	18-17-11
47	Jan. 25	L.A.	T 5-5	18-17-12
48	Jan. 28	MIN	W 6-2	19-17-12
49	Jan. 29	at MIN	W 4-3	20-17-12
50	Feb. 1	at DET	W 4-1	21-17-12
51	Feb. 2	at CHI	T 1-1	21-17-13
52	Feb. 6	BUF	T 2-2	21-17-14
53	Feb. 8	WSH	W 5-1	22-17-14
54	Feb. 9	at BOS	L 1-5	22-18-14
55	Feb. 11	PIT	W 2-1	23-18-14
56	Feb. 12	at MIN	W 4-2	24-18-14
57	Feb. 15	PHI	T 1-1	24-18-15
58	Feb. 16	at PIT	L 2-3	24-19-15
59	Feb. 18	BUF	L 2-3	24-20-15
60	Feb. 21	VAN	L 1-4	24-21-15
61	Feb. 22	at MTL	W 7-6	25-21-15
62	Feb. 25	STL	W 3-0	26-21-15
63	Mar. 1	CAL	W 6-1	27-21-15
64	Mar. 2	at BUF	T 3-3	27-21-16
65	Mar. 6	at L.A.	T 2-2	27-21-17
66	Mar. 8	at VAN	W 7-5	28-21-17
67	Mar. 9	at CAL	L 2-4	28-22-17
68	Mar. 11	DET	L 2-4	28-23-17
69	Mar. 12	at NYR	L 3-5	28-24-17
70	Mar. 15	BOS	W 3-1	29-24-17
71	Mar. 18	VAN	T 4-4	29-24-18
72	Mar. 19	at K.C.	W 3-1	30-24-18
73	Mar. 22	CHI	W 4-2	31-24-18
74	Mar. 23	at MIN	T 3-3	31-24-19
75	Mar. 25	MTL	T 3-3	31-24-20
76	Mar. 29	NYR	W 6-4	32-24-20
77	Mar. 30	at ATL	T 2-2	32-24-21
78	Apr. 1	ATL	T 2-2	32-24-22
79	Apr. 5	PHI	L 1-4	32-25-22
80	Apr. 6	at NYR	W 6-4	33-25-22

# 1973-74 NY ISLANDERS • 19-41-18 (56 PTS) • HEAD COACH - AL ARBOUR

PLAYER	GP	G-A	PTS	+/-	PIM
Denis Potvin	77	17-37	54	-16	175
Bill Harris	78	23-27	50	-11	34
Ralph Stewart	67	23-20	43	-7	4
Ed Westfall	68	19-23	42	-5	28
Bob Nystrom	77	21-20	41	-17	118
Craig Cameron	78	15-14	29	-15	28
Jean Potvin	78	5-23	28	-26	100
Lorne Henning	60	12-15	27	-7	6
Germain Gagnon	62	8-14	22	+6	8
Brian Spencer	54	5-16	21	-16	65
Doug Rombough (TOTALS)	58	9-10	19	+3	35
with Buffalo	46	6-9	15	+2	27
with ISLANDERS	12	3-1	4	+1	8
Garry Howatt	78	6-11	17	-13	204
Dave Lewis	68	2-15	17	-7	58

PLAYER	GP	G-A	PTS	+/-	PIM
Andre St. Laurent	42	5-9	14	+1	18
Ernie Hicke	55	6-7	13	-19	26
Bill MacMillan	55	4-9	13	-6	16
Dave Hudson	63	2-10	12	-6	7
Gerry Hart	70	1-10	11	-17	61
Bert Marshall	69	1-7	8	+5	84
Tom Miller	19	2-1	3	-3	4
Bob Cook	22	2-1	3	Even	4
Victor Teal	1	0-0	0	+1	0
Brian Marchinko	6	0-0	0	Even	0
Bryan Lefley	7	0-0	0	Even	0
Neil Nicholson	8	0-0	0	+2	0
Gerry Desjardins	36	0-0	0	Goalie	0
Glenn Resch	2	0-0	0	Goalie	0
Bill Smith	46	0-0	0	Goalie	11

GOALTENDER	GP	MIN	GA	SO	AVG	REC
Glenn Resch	2	120	6	0	3.00	1-1-0
Bill Smith	46	2615	134	0	3.07	9-23-12
Gerry Desjardins	36	1945	101	0	3.12	9-17-6

\*SV% & SA were not an official stat

GAME	DATE	OPPONENT	RESULT	RECORD
1	Oct. 10	at ATL	T 1-1	0-0-1
2	Oct. 13	PHI	L 0-6	0-1-1
3	Oct. 14	at BOS	L 2-3	0-2-1
4	Oct. 16	L.A.	T 4-4	0-2-2
5	Oct. 20	BUF	L 1-2	0-3-2
6	Oct. 21	at CHI	T 3-3	0-3-3
7	Oct. 25	MIN	T 1-1	0-3-4
8	Oct. 27	NYR	W 3-2	1-3-4
9	Oct. 28	at BUF	L 2-5	1-4-4
10	Nov. 1	TOR	T 2-2	1-4-5
11	Nov. 3	BOS	W 6-4	2-4-5
12	Nov. 7	at PIT	T 1-1	2-4-6
13	Nov. 10	at TOR	T 3-3	2-4-7
14	Nov. 11	at NYR	L 2-5	2-5-7
15	Nov. 14	at DET	L 3-4	2-6-7
16	Nov. 17	at STL	L 0-4	2-7-7
17	Nov. 20	TOR	L 2-4	2-8-7
18	Nov. 22	DET	W 5-3	3-8-7
19	Nov. 24	at DET	L 4-6	3-9-7
20	Nov. 27	ATL	W 4-2	4-9-7
21	Dec. 1	PHI	L 1-2	4-10-7
22	Dec. 2	at BOS	L 3-5	4-11-7
23	Dec. 4	STL	L 1-3	4-12-7
24	Dec. 6	MTL	L 2-4	4-13-7
25	Dec. 8	at MTL	L 1-3	4-14-7
26	Dec. 11	CAL	W 6-3	5-14-7
27	Dec. 13	at L.A.	L 2-3	5-15-7
28	Dec. 15	CHI	T 3-3	5-15-8
29	Dec. 16	at PHI	L 0-4	5-16-8
30	Dec. 18	VAN	T 2-2	5-16-9
31	Dec. 22	at STL	W 4-2	6-16-9
32	Dec. 23	MTL	T 1-1	6-16-10
33	Dec. 26	at MIN	L 0-1	6-17-10
34	Dec. 28	at CAL	T 4-4	6-17-11
35	Dec. 29	at VAN	W 4-3	7-17-11
36	Jan. 2	at CHI	L 1-5	7-18-11
37	Jan. 3	VAN	W 3-2	8-18-11
38	Jan. 5	BOS	L 2-6	8-19-11
39	Jan. 8	L.A.	L 1-3	8-20-11

GAME	DATE	OPPONENT	RESULT	RECORD
40	Jan. 10	at MTL	L 3-8	8-21-11
41	Jan. 12	at MIN	W 4-3	9-21-11
42	Jan. 15	ATL	W 4-3	10-21-11
43	Jan. 19	BUF	T 2-2	10-21-12
44	Jan. 22	CAL	W 4-3	11-21-12
45	Jan. 26	BOS	L 0-4	11-22-12
46	Jan. 27	at CHI	W 4-2	12-22-12
47	Jan. 31	at L.A.	W 4-2	13-22-12
48	Feb. 2	at VAN	T 2-2	13-22-13
49	Feb. 3	at CAL	L 2-4	13-23-13
50	Feb. 5	MIN	W 6-2	14-23-13
51	Feb. 6	at NYR	L 0-6	14-24-13
52	Feb. 9	PIT	L 2-3	14-25-13
53	Feb. 12	ATL	L 1-4	14-26-13
54	Feb. 14	at STL	T 2-2	14-26-14
55	Feb. 16	CHI	L 0-4	14-27-14
56	Feb. 19	MTL	W 5-3	15-27-14
57	Feb. 24	at DET	L 3-5	15-28-14
58	Feb. 26	VAN	T 1-1	15-28-15
59	Feb. 28	TOR	L 4-6	15-29-15
60	Mar. 2	at TOR	L 2-5	15-30-15
61	Mar. 3	at BUF	L 3-4	15-31-15
62	Mar. 5	PIT	L 1-2	15-32-15
63	Mar. 9	DET	L 1-3	15-33-15
64	Mar. 10	at NYR	L 2-4	15-34-15
65	Mar. 12	PHI	L 1-2	15-35-15
66	Mar. 14	at TOR	L 1-2	15-36-15
67	Mar. 16	NYR	L 1-3	15-37-15
68	Mar. 17	at MTL	L 2-4	15-38-15
69	Mar. 19	STL	W 5-1	16-38-15
70	Mar. 20	at PIT	T 1-1	16-38-16
71	Mar. 23	BUF	T 1-1	16-38-17
72	Mar. 24	at ATL	W 6-4	17-38-17
73	Mar. 27	at CAL	T 2-2	17-38-18
74	Mar. 28	at L.A.	L 1-4	17-39-18
75	Mar. 30	at VAN	L 2-4	17-40-18
76	Apr. 2	PIT	W 3-2	18-40-18
77	Apr. 4	at PHI	L 0-4	18-41-18
78	Apr. 6	MIN	W 4-2	19-41-18

PLAYER	GP	G-A	PTS	+/-	PIM
Bill Harris	78	28-22	50	-44	35
Ed Westfall	67	15-31	46	-42	25
Germain Gagnon	63	12-29	41	-24	31
Brian Spencer	78	14-24	38	-47	90
Ernie Hicke (TOTALS)	59	14-23	37	-2	37
with Atlanta	58	14-23	37	-2	37
with ISLANDERS	1	0-0	0	Even	0
Craig Cameron	72	19-14	33	-38	27
Dave Hudson	69	12-19	31	-39	17
Tom Miller	69	13-17	30	-29	21
Lorne Henning	63	7-19	26	-28	14
Terry Crisp	52	4-16	20	-22	6
Bob Cook (TOTALS)	46	11	7	18	18
with Detroit	13	3-1	4	-11	4
with ISLANDERS	33	8-6	14	-9	14
Don Blackburn	56	7-10	17	-33	20
Jean Potvin (TOTALS)	45	3-12	15	-4	22
with Philadelphia	35	3-9	12	-1	10
with ISLANDERS	10	0-3	3	-3	12
Ralph Stewart	31	4-10	14	-11	4

GOALTENDER	GP	MIN	GA	SO	AVG	REC
Gerry Desjardins	44	2498	195	0	4.68	5-35-3
Bill Smith	38	2122	147	0	4.16	7-24-3
Gerry Gray	1	60	5	0	5.00	0-1-0

\*SV% & SA were not an official stat

GAME	DATE	OPPONENT	RESULT	RECORD
1	Oct. 7	ATL	L 2-3	0-1-0
2	Oct. 12	L.A.	W 3-2	1-1-0
3	Oct. 14	BOS	L 4-7	1-2-0
4	Oct. 17	PIT	L 0-5	1-3-0
5	Oct. 21	NVR	L 1-2	1-4-0
6	Oct. 24	MTL	L 3-4	1-5-0
7	Oct. 28	CHI	T 4-4	1-5-1
8	Oct. 29	at BOS	L 1-9	1-6-1
9	Nov. 1	at CAL	W 6-2	2-6-1
10	Nov. 3	at VAN	L 2-7	2-7-1
11	Nov. 4	at L.A.	L 2-9	2-8-1
12	Nov. 8	at CHI	L 1-6	2-9-1
13	Nov. 11	at MIN	L 0-3	2-10-1
14	Nov. 14	MTL	L 2-7	2-11-1
15	Nov. 16	at ATL	L 0-4	2-12-1
16	Nov. 18	BOS	L 3-7	2-13-1
17	Nov. 21	CAL	W 4-2	3-13-1
18	Nov. 22	at PHI	L 3-5	3-14-1
19	Nov. 25	at PIT	T 2-2	3-14-2
20	Nov. 26	at BUF	L 2-9	3-15-2
21	Nov. 28	BUF	L 2-7	3-16-2
22	Dec. 2	DET	L 1-4	3-17-2
23	Dec. 3	at BOS	L 1-5	3-18-2
24	Dec. 5	L.A.	L 1-6	3-19-2
25	Dec. 9	NVR	L 1-4	3-20-2
26	Dec. 10	at NYR	L 1-4	3-21-2
27	Dec. 12	STL	T 4-4	3-21-3
28	Dec. 13	at PIT	L 1-9	3-22-3
29	Dec. 16	PHI	L 1-2	3-23-3
30	Dec. 17	at ATL	L 0-4	3-24-3
31	Dec. 20	at MTL	L 2-4	3-25-3
32	Dec. 21	VAN	T 4-4	3-25-4
33	Dec. 23	MIN	W 4-2	4-25-4
34	Dec. 27	at L.A.	L 1-4	4-26-4
35	Dec. 29	at CAL	L 2-5	4-27-4
36	Dec. 30	at VAN	L 2-5	4-28-4
37	Jan. 2	ATL	L 1-6	4-29-4
38	Jan. 3	at BUF	L 1-4	4-30-4
39	Jan. 6	DET	L 0-4	4-31-4

PLAYER	GP	G-A	PTS	+/-	PIM
Jim Mair	49	2-11	13	-38	41
Brian Lavender	42	6-6	12	-42	47
Arnie Brown	48	4-8	12	-47	27
Gerry Hart	47	1-11	12	-18	158
Bill Mikkelsen	72	1-10	11	-54	45
Bryan Lefley	62	3-7	10	-39	56
Brian Marchinko	36	2-6	8	-10	0
Ron Stewart (TOTALS)	33	2-3	5	-17	4
with NY Rangers	11	0-1	1	Even	0
with ISLANDERS	22	2-2	4	-17	4
Ken Murray	39	0-4	4	-21	59
Neil Nicholson	30	2-1	3	-22	23
Richard Grenier	10	1-1	2	-2	2
Bob Nystrom	11	1-1	2	-11	10
Ron Smith	11	1-1	2	-8	14
Garry Howatt	8	0-1	1	-5	18
Gerry Gray	1	0-0	0	Goalie	0
Dave Pulkkinen	2	0-0	0	-1	0
Bill Smith	38	0-0	0	Goalie	42
Gerry Desjardins	44	0-0	0	Goalie	9

GAME	DATE	OPPONENT	RESULT	RECORD
40	Jan. 7	at DET	L 0-4	4-32-4
41	Jan. 9	L.A.	L 2-3	4-33-4
42	Jan. 10	at TOR	L 2-4	4-34-4
43	Jan. 13	at MIN	L 1-8	4-35-4
44	Jan. 14	STL	L 1-2	4-36-4
45	Jan. 16	MIN	L 0-1	4-37-4
46	Jan. 18	at BOS	W 9-7	5-37-4
47	Jan. 20	at STL	L 1-5	5-38-4
48	Jan. 23	CAL	W 8-1	6-38-4
49	Jan. 24	at MTL	L 1-6	6-39-4
50	Jan. 26	at VAN	L 1-5	6-40-4
51	Jan. 31	at TOR	L 3-5	6-41-4
52	Feb. 1	CHI	L 3-5	6-42-4
53	Feb. 3	BUF	T 1-1	6-42-5
54	Feb. 4	at BUF	L 1-5	6-43-5
55	Feb. 6	TOR	W 4-2	7-43-5
56	Feb. 7	at NYR	L 0-6	7-44-5
57	Feb. 10	NYR	L 0-6	7-45-5
58	Feb. 13	at PHI	L 2-8	7-46-5
59	Feb. 14	at CHI	L 2-4	7-47-5
60	Feb. 17	at TOR	L 2-6	7-48-5
61	Feb. 18	at NYR	L 2-3	7-49-5
62	Feb. 20	PIT	L 0-4	7-50-5
63	Feb. 22	at PIT	L 1-2	7-51-5
64	Feb. 24	DET	W 4-2	8-51-5
65	Feb. 27	CHI	L 3-5	8-52-5
66	Mar. 3	VAN	W 9-3	9-52-5
67	Mar. 4	at DET	L 1-5	9-53-5
68	Mar. 6	MTL	L 2-3	9-54-5
69	Mar. 8	TOR	L 2-4	9-55-5
70	Mar. 10	at STL	L 4-5	9-56-5
71	Mar. 11	at MIN	L 1-2	9-57-5
72	Mar. 13	BOS	L 0-3	9-58-5
73	Mar. 17	STL	W 6-4	10-58-5
74	Mar. 20	CAL	W 6-3	11-58-5
75	Mar. 24	PHI	W 3-2	12-58-5
76	Mar. 27	BUF	L 2-3	12-59-5
77	Mar. 31	at PHI	L 2-10	12-60-5
78	Apr. 1	at ATL	T 4-4	12-60-6

# TEAM RECORDS - SEASON

<b>MOST POINTS:</b> .....	<b>118</b>
.....1981-82	
<b>FEWEST POINTS:</b> .....	<b>30</b>
.....1972-73	
<b>MOST VICTORIES:</b> .....	<b>54</b>
.....1981-82	
<b>MOST VICTORIES, HOME:</b> .....	<b>33</b>
.....1981-82	
<b>MOST VICTORIES, ROAD:</b> .....	<b>25</b>
.....1980-81	
<b>FEWEST VICTORIES:</b> .....	<b>12</b>
.....1972-73	
<b>FEWEST VICTORIES, HOME:</b> .....	<b>10</b>
.....1994-95, 1972-73	
<b>FEWEST VICTORIES, ROAD:</b> .....	<b>2</b>
.....1972-73	
<b>MOST LOSSES:</b> .....	<b>60</b>
.....1972-73	
<b>MOST LOSSES, HOME:</b> .....	<b>27</b>
.....2000-01	
<b>MOST LOSSES, ROAD:</b> .....	<b>35</b>
.....1972-73	
<b>FEWEST LOSSES:</b> .....	<b>15</b>
.....1978-79	
<b>FEWEST LOSSES, HOME:</b> .....	<b>3</b>
.....1981-82, 1978-79, 1977-78	
<b>FEWEST LOSSES, ROAD:</b> .....	<b>10</b>
.....1976-77	
<b>MOST TIES:</b> .....	<b>22^</b>
.....1974-75	
<b>MOST TIES, HOME:</b> .....	<b>12^</b>
.....1974-75	
<b>MOST TIES, ROAD:</b> .....	<b>10^</b>
.....1974-75	
<b>FEWEST TIES:</b> .....	<b>4^</b>
.....1983-84	
<b>FEWEST TIES, HOME:</b> .....	<b>1^</b>
.....1983-84	
<b>FEWEST TIES, ROAD:</b> .....	<b>2^</b>
.....1994-95, 1988-89, 1972-73	
<b>MOST OT WINS:</b> .....	<b>6</b>
.....2001-02	
<b>MOST OT WINS, HOME:</b> .....	<b>3</b>
.....1986-87, 2001-02, 2002-03	
<b>MOST OT WINS, ROAD:</b> .....	<b>4</b>
.....1985-86	
<b>MOST OT LOSSES:</b> .....	<b>9</b>
.....2007-08	
<b>MOST OT LOSSES, HOME:</b> .....	<b>5</b>
.....2007-08	
<b>MOST OT LOSSES, ROAD:</b> .....	<b>5</b>
.....1984-85	
<b>MOST SHUTOUTS:</b> .....	<b>10</b>
.....1975-76	
<b>FEWEST SHUTOUTS:</b> .....	<b>0</b>
.....1990-91, 1988-89, 1981-82, 1973-74, 1972-73	
<b>MOST TIMES SHUT OUT:</b> .....	<b>11</b>
.....1972-73	
<b>FEWEST TIMES SHUT OUT:</b> .....	<b>0</b>
.....1980-81, 1978-79, 1975-76	
<b>MOST SHOOTOUT WINS:</b> .....	<b>9</b>
.....2005-06	
<b>MOST SHOOTOUT LOSSES:</b> .....	<b>5</b>
.....2008-09, 22222008-09, 2006-07	

^ TIES WERE ELIMINATED STARTING IN THE 2005-06 SEASON  
**MOST GOALS:** ..... **385**  
 .....1981-82


<b>FEWEST GOALS:</b> .....	<b>126</b>
.....1994-95 (48 games)	
.....	<b>170</b>
.....1972-73	
<b>MOST GOALS AGAINST:</b> .....	<b>347</b>
.....1972-73	
<b>FEWEST GOALS AGAINST:</b> .....	<b>158</b>
.....1994-95 (48 games)	
.....	<b>190</b>
.....1975-76	
<b>MOST ASSISTS:</b> .....	<b>652</b>
.....1981-82	
<b>FEWEST ASSISTS:</b> .....	<b>290</b>
.....1973-74, 1972-73	
<b>MOST TOTAL POINTS:</b> .....	<b>1037</b>
.....1981-82	
<b>FEWEST TOTAL POINTS:</b> .....	<b>460</b>
.....1972-73	
<b>MOST HAT TRICKS:</b> .....	<b>13</b>
.....1980-81	
<b>MOST POWER PLAY GOALS:</b> .....	<b>93</b>
.....1980-81	
<b>FEWEST POWER PLAY GOALS:</b> .....	<b>28</b>
.....1994-95, 1972-73	
<b>MOST POWER PLAY GOALS AGAINST:</b> .....	<b>103</b>
.....1988-89	
<b>FEWEST POWER PLAY GOALS AGAINST:</b> .....	<b>45</b>
.....1977-78	
<b>MOST SHORTHANDED GOALS:</b> .....	<b>19</b>
.....1980-81	
<b>FEWEST SHORTHANDED GOALS:</b> .....	<b>2</b>
.....1972-73	
<b>MOST SHORTHANDED GOALS AGAINST:</b> .....	<b>13</b>
.....1973-74, 1972-73	
<b>FEWEST SHORTHANDED GOALS AGAINST:</b> .....	<b>3</b>
.....1982-83, 1981-82, 1976-77	
<b>MOST PENALTY MINUTES:</b> .....	<b>1857</b>
.....1986-87 Avg. 23.2	
<b>FEWEST PENALTY MINUTES:</b> .....	<b>881</b>
.....1972-73 Avg. 11.3	
<b>MOST SHOTS ON GOAL:</b> .....	<b>2616</b>
.....1992-93	
<b>FEWEST SHOTS ON GOAL:</b> .....	<b>1357</b>
.....1994-95 (48 games)	
.....	<b>1952</b>
.....1972-73	
<b>MOST SHOTS ON GOAL AGAINST:</b> .....	<b>2743</b>
.....2008-09	
<b>FEWEST SHOTS ON GOAL AGAINST:</b> .....	<b>1448</b>
.....1994-95 (48 games)	
.....	<b>2183</b>
.....1977-78	
<b>MOST 20-OR-MORE-GOAL SCORERS:</b> .....	<b>9</b>
.....1975-76	
<b>MOST 30-OR-MORE-GOAL SCORERS:</b> .....	<b>**6</b>
.....1977-78	
<b>MOST 40-OR-MORE-GOAL SCORERS:</b> .....	<b>3</b>
.....1991-92, 1984-85	
<b>MOST 50-OR-MORE-GOAL SCORERS:</b> .....	<b>2</b>
.....1981-82	
<b>MOST PENALTY SHOTS:</b> .....	<b>9 (4 FOR AGAINST)</b>
.....2005-06	

\*NHL RECORD  
 \*\*TIED NHL RECORD

# TEAM RECORDS - GAME

<b>MOST GOALS:</b> .....	<b>11</b>
at Toronto .....	3/3/84
vs. Pittsburgh .....	12/20/83
<b>MOST GOALS AGAINST:</b> .....	<b>11</b>
at Calgary .....	2/25/81
<b>MOST GOALS AGAINST, HOME:</b> .....	<b>9</b>
vs. Los Angeles, 6-9 .....	10/20/81
<b>MOST GOALS, BOTH CLUBS:</b> .....	<b>17</b>
at Toronto, 11-6 .....	3/3/84
vs. Quebec, 10-7 .....	12/15/81
at Toronto, 7-10 .....	10/14/78
<b>GREATEST WINNING MARGIN:</b> .....	<b>9</b>
vs. Pittsburgh, 9-0 .....	1/9/86
vs. Pittsburgh, 9-0 .....	10/14/82
vs. Toronto, 10-1 .....	3/4/82
at Chicago, 9-0 .....	12/31/80
vs. Vancouver, 9-0 .....	1/2/79
vs. Atlanta, 9-0 .....	11/1/77
vs. California, 10-1 .....	10/28/74
<b>GREATEST LOSING MARGIN:</b> .....	<b>9</b>
at Carolina, 0-9 .....	4/7/09
<b>GREATEST LOSING MARGIN, HOME:</b> .....	<b>7</b>
vs. New Jersey, 8-1 .....	10/23/90
vs. Winnipeg, 8-1 .....	11/1/88
<b>HIGHEST TIE SCORE:</b> .....	<b>8-8</b>
vs. Minnesota .....	11/23/82
vs. Edmonton .....	3/3/81
<b>MOST ASSISTS:</b> .....	<b>20</b>
vs. NY Rangers .....	11/17/84
<b>MOST TOTAL POINTS:</b> .....	<b>30</b>
vs. NY Rangers .....	11/17/84
vs. Pittsburgh .....	12/20/83
<b>MOST POINTS, BOTH CLUBS:</b> .....	<b>49</b>
at Toronto (10-18-28)	
Islanders (7-14-21) .....	10/14/78
<b>MOST SHOTS:</b> .....	<b>54</b>
at Florida .....	3/17/04
vs. Hartford .....	1/1/94
<b>MOST SHOTS AGAINST:</b> .....	<b>56</b>
at NY Rangers .....	3/5/07
<b>MOST SHOTS, BOTH CLUBS:</b> .....	<b>95</b>
at Boston (44), NYI (51) .....	1/28/06
<b>MOST SHOTS, BOTH CLUBS (OT):</b> .....	<b>89</b>
vs. Dallas (43) .....	10/28/01
Islanders (46) .....	
<b>FEWEST SHOTS:</b> .....	<b>10</b>
at Carolina .....	3/26/00
<b>FEWEST SHOTS AGAINST:</b> .....	<b>10</b>
vs. Atlanta .....	2/16/08
<b>FEWEST SHOTS, BOTH CLUBS:</b> .....	<b>35</b>
at Chicago (20)	
Islanders (15) .....	3/25/04
<b>MOST POWER PLAY GOALS:</b> .....	<b>5</b>
vs. Quebec .....	1/24/81
<b>MOST POWER PLAY GOALS AGAINST:</b> .....	<b>5</b>
at Hartford .....	3/14/95
vs. Pittsburgh .....	12/23/91
at Pittsburgh .....	2/6/90
vs. Buffalo .....	11/10/81
at NY Rangers .....	2/24/80
<b>MOST POWER PLAY GOALS, BOTH CLUBS:</b> .....	<b>8</b>
at Pittsburgh (5)	
Islanders (3) .....	2/6/90
<b>MOST SHORTHANDED GOALS FOR:</b> .....	<b>3</b>
vs. Washington .....	12/22/83
(Tonelli, Goring, Kallur)	
vs. Ottawa .....	3/2/00
(Scatchard, Watt, Jokinen)	
<b>AT CAROLINA</b> .....	<b>1/22/08</b>
(Sillinger, Park, Sillinger)	

<b>MOST SHORTHANDED GOALS AGAINST:</b> .....	<b>3</b>
vs. Philadelphia .....	4/2/96
<b>MOST SHORTHANDED GOALS BOTH CLUBS:</b> .....	<b>3</b>
vs. Philadelphia (3) .....	4/2/96
vs. Hartford (2)	
Islanders (1) .....	11/22/86
at Philadelphia (2)	
Islanders (1) .....	3/17/85
<b>MOST PENALTY MINUTES:</b> .....	<b>108</b>
vs. Pittsburgh .....	10/14/82
<b>MOST PENALTY MINUTES, BOTH CLUBS:</b> .....	<b>233</b>
vs. Pittsburgh (125)	
Islanders (108) .....	10/14/82
<b>FEWEST PENALTY MINUTES, BOTH CLUBS:</b> .....	<b>0</b>
vs. Hartford .....	1/26/80
at Buffalo .....	2/4/73
<b>MOST UNANSWERED GOALS FOR:</b> .....	<b>15</b>
vs. PIT - vs. DET .....	1/9/86 - 1/11/86
<b>MOST UNANSWERED GOALS AGAINST:</b> .....	<b>10</b>
vs. TOR-at NYR-vs. NYR .....	2/6/73-2/10/73
<b>MOST PENALTY SHOTS:</b> .....	<b>2</b>
vs. Buffalo .....	3/4/00
(Satan vs. Weekes - Stopped)	
(Jokinen vs. Hasek - Scored)	
<b>LONGEST SHOOTOUT:</b> .....	<b>10 ROUNDS</b>
vs. Florida .....	10/28/06



John Tonelli

## TEAM RECORDS - PERIOD

<b>MOST GOALS:</b> .....	<b>7</b>
vs. NY Rangers .....	12/23/78
<b>MOST GOALS AGAINST:</b> .....	<b>8</b>
at Philadelphia .....	3/31/73
<b>MOST GOALS, BOTH CLUBS:</b> .....	<b>9</b>
at Washington (6) .....	11/23/88
Islanders(3) .....	
at St. Louis (4) .....	3/12/85
Islanders (5) .....	
at Philadelphia (8) .....	3/31/73
Islanders (1) .....	
<b>MOST ASSISTS:</b> .....	<b>13</b>
vs. NY Rangers .....	12/23/78
<b>MOST POINTS:</b> .....	<b>20</b>
vs. NY Rangers .....	12/23/78
<b>MOST POWER PLAY GOALS:</b> .....	<b>3</b>
(Ten Times) Most Recently:	
at Phoenix .....	11/23/96
at Hartford .....	12/6/95
vs. Los Angeles .....	10/26/93
<b>MOST POWER PLAY GOALS AGAINST:</b> .....	<b>4</b>
at Pittsburgh .....	12/30/99
at Pittsburgh .....	2/6/90

<b>MOST POWER PLAY GOALS, BOTH CLUBS:</b> .....	<b>4</b>
(12 Times) Most Recently:	
vs. Pittsburgh .....	1/13/01
at Pittsburgh .....	12/30/99
vs. Hartford .....	1/1/94

<b>MOST SHORTHANDED GOALS:</b> .....	<b>2</b>
(13 Times) Most Recently:	
vs. Philadelphia .....	4/18/06
at Atlanta .....	10/20/01
vs. Ottawa .....	3/2/00
<b>MOST SHORTHANDED GOALS AGAINST:</b> .....	<b>2</b>
vs. Philadelphia .....	4/18/06
vs. Philadelphia .....	4/2/96
at New Jersey .....	11/30/90
vs. Buffalo .....	11/26/72
<b>MOST SHOTS:</b> .....	<b>29</b>
vs. Florida .....	3/2/08
<b>MOST SHOTS AGAINST:</b> .....	<b>27</b>
at St. Louis .....	12/29/84
<b>FEWEST SHOTS:</b> .....	<b>0</b>
vs. Tampa Bay .....	2/15/94
at Rangers .....	2/25/79
<b>FEWEST SHOTS AGAINST:</b> .....	<b>1</b>
(Nine Times) Most Recently:	
vs. Carolina .....	11/22/06
at Buffalo .....	10/10/02
vs. Toronto .....	11/30/00
vs. Calgary .....	10/14/00

## FASTEST GOALS

<b>START OF SEASON:</b> .....	<b>1:01</b>
Dave Scatchard at Buffalo .....	10/10/02
<b>START OF GAME:</b> .....	<b>**0:05</b>
Bryan Trottier at Boston .....	3/22/84
<b>START OF GAME AGAINST:</b> .....	<b>0:09</b>
Kevin Hatcher at Washington .....	1/27/91
<b>START OF GAME, FASTEST TWO AGAINST:</b> .....	<b>:31</b>
Justin Williams (-16), Michael Handzus (-31)	
vs. Philadelphia .....	10/26/02
<b>START OF PERIOD:</b> .....	<b>0:05</b>
Bryan Trottier at Boston .....	3/22/84
<b>START OF PERIOD AGAINST:</b> .....	<b>0:07</b>
Alexandre Daigle vs. Ottawa .....	1/24/95
<b>FASTEST TWO GOALS:</b> .....	<b>0:06</b>
Clark Gillies (4:51), Mike Bossy (4:57)	
vs. Chicago .....	10/27/79
<b>FASTEST TWO GOALS AGAINST:</b> .....	<b>0:04</b>
Kris King (19:45), James Patrick (19:49)	
at NY Rangers .....	10/9/91
<b>FASTEST THREE GOALS:</b> .....	<b>0:27</b>
Denis Potvin (15:15), Bryan Trottier (15:25), Bob Bourne (15:42)	
at NY Rangers .....	10/23/83
<b>FASTEST TWO GOALS BY AN INDIVIDUAL:</b> .....	<b>0:08</b>
Pat LaFontaine vs. Chicago .....	2/16/85
<b>FASTEST THREE GOALS BY AN INDIVIDUAL:</b> .....	<b>1:18</b>
Derek King vs. Pittsburgh .....	10/15/91
<b>FASTEST THREE GOALS, DEFENSEMAN:</b> .....	<b>*3:21</b>
Denis Potvin at Toronto .....	10/14/78
<b>FASTEST THREE GOALS AGAINST:</b> .....	<b>0:42</b>
Vincent Lecavalier (17:43), Michel Ouellet (18:15), Jason .....	
Ward(18:25) at Tampa Bay .....	3/11/08

<b>FASTEST FOUR GOALS:</b> .....	<b>1:38</b>
John Tonelli (2:30), Bryan Trottier (2:46 & 3:31), Duane Sutter	
(4:08) vs. Pittsburgh .....	1/26/82
<b>FASTEST FOUR GOALS AGAINST:</b> .....	<b>**2:07</b>
Stephen Leach (10:04), Jiri Sleg (11:13), Jaromir Jagr (11:44),	
Tyler Wright (12:11) vs. Pittsburgh .....	3/21/00
<b>FASTEST FIVE GOALS:</b> .....	<b>2:37</b>
Duane Sutter (1:31), John Tonelli (2:30),	
Bryan Trottier (2:46 & 3:31), Duane Sutter (4:08)	
vs. Pittsburgh .....	1/26/82
<b>FASTEST TWO SHORTHANDED GOALS:</b> .....	<b>0:17</b>
Bob Bourne (16:09), Anders Kallur (16:26)	
vs. Winnipeg .....	12/16/80
<b>FASTEST TWO SHORTHANDED GOALS AGAINST:</b> .....	<b>0:40</b>
Simon Gagne (19:07), Handzus (19:47)	
vs. Philadelphia .....	4/18/06
<b>FASTEST TWO SHORTHANDED GOALS BY ONE PLAYER:</b> 0:53	
Zigmund Palffy (3:04 & 3:57) at Pittsburgh .....	4/17/99
<b>FASTEST TWO CONSECUTIVE HAT TRICKS:</b> .....	<b>1 GAME</b>
Mike Bossy & Bryan Trottier vs. Calgary .....	3/2/82
<b>FASTEST THREE CONSECUTIVE HAT TRICKS:</b> 2 GAMES	
Mike Bossy, Bryan Trottier, Denis Potvin .....	3/2/82- 3/4/82

\*NHL RECORD  
\*\*TIES NHL RECORD

# STREAKS

<b>LONGEST WINNING STREAK:</b> .....	<b>15</b>
Began 1/21/82 vs. Pittsburgh (6-1) .....	1981-82
Ended 2/21/82 at Pittsburgh (3-4) .....	
<b>LONGEST WINNING STREAK, HOME:</b> .....	<b>14</b>
Began 1/21/82 vs. Chicago (5-3) .....	1981-82
Ended 2/27/82 vs. Quebec (5-5) .....	
<b>LONGEST WINNING STREAK, ROAD:</b> .....	<b>8</b>
Began 2/27/81 at Vancouver (5-1) .....	1980-81
Ended 3/31/81 at Montreal (1-3) .....	
<b>LONGEST UNDEFEATED STREAK:</b> .....	<b>15</b>
Began 1/21/82 vs. Pittsburgh (6-1) .....	1981-82 (15-0-0)
Ended 2/21/82 at Pittsburgh (3-4) .....	
Began 11/4/78 vs. Washington (4-1) .....	1978-79 (12-0-3)
Ended 12/10/78 at Montreal (3-4) .....	
Began 11/4/80 vs. Detroit (6-4) .....	1980-81 (13-0-2)
Ended 12/4/80 at Colorado (3-4) .....	
<b>LONGEST UNDEFEATED STREAK, HOME:</b> .....	<b>23</b>
Began 1/2/82 vs. Chicago (5-3) .....	1981-82 (21-0-2)
Thru End of 1981-82 Season .....	
Began 10/17/78 vs. Montreal (3-1) .....	1978-79 (15-0-8)
Ended 1/27/79 vs. NY Rangers (2-7) .....	
<b>LONGEST UNDEFEATED STREAK, ROAD:</b> .....	<b>8</b>
Began 2/27/81 vs. Vancouver (5-1) .....	1980-81 (8-0-0)
Ended 3/31/81 vs. Montreal (1-3) .....	
Began 11/12/78 vs. NY Rangers (5-3) .....	1978-79 (7-0-1)
Ended 12/10/78 vs. Montreal (3-4) .....	
Began 2/12/76 vs. Kansas City (2-2) .....	1975-76 (6-0-2)
Ended 3/13/76 vs. Vancouver (2-3) .....	
<b>LONGEST LOSING STREAK:</b> .....	<b>12</b>
Began 11/22/88 vs. Washington (2-4) .....	1988-89
Ended 12/17/88 vs. New Jersey (5-2) .....	
Began 12/27/72 vs. Los Angeles (1-4) .....	1972-73
Ended 1/18/73 vs. Boston (9-7) .....	
<b>LONGEST LOSING STREAK, HOME:</b> .....	<b>7</b>
Began 11/13/99 vs. St. Louis (3-5) .....	1999-00
Ended 12/18/99 vs. Buffalo (2-2) .....	
<b>LONGEST LOSING STREAK, ROAD:</b> .....	<b>15</b>
Began 1/20/73 vs. St. Louis (1-5) .....	1972-73
Ended 4/1/73 vs. Atlanta (4-4) .....	
<b>LONGEST NON-WINNING STREAK:</b> .....	<b>15</b>
Began 11/22/72 vs. Philadelphia (3-5) .....	1972-73
Ended 12/23/72 vs. Minnesota (4-2) .....	
<b>LONGEST NON-WINNING STREAK, HOME:</b> .....	<b>9</b>
Began 3/2/99 vs. Ottawa (2-4) .....	1998-99
Ended 4/6/99 vs. Buffalo (3-4) .....	
<b>LONGEST NON-WINNING STREAK, ROAD:</b> .....	<b>20</b>
Began 11/3/72 vs. Vancouver (2-7) .....	1972-73
Ended 1/18/73 vs. Boston (9-7) .....	
<b>LONGEST SHUTOUT SEQUENCE:</b> .....	<b>199:24</b>
.....	1997-98
Began 3/31/98 at Washington, 10:13 (3rd) .....	2-5

Thru 4/1/98 vs. Tampa Bay .....	4-0
Thru 4/4/98 vs. NY Rangers .....	3-0
Thru 4/6/98 at Tampa Bay .....	3-0
Ended 4/8/98 vs. New Jersey, 9:37 (1st) .....	3-2
<b>LONGEST SHUTOUT SEQUENCE, AGAINST:</b> .....	<b>178:55</b>
Began 12/28/98 at Florida, 6:16 (2nd) .....	
Thru 12/29/98 at Tampa Bay .....	
Thru 12/31/98 at Chicago .....	
Ended 1/2/99 vs. San Jose, 5:11 (2nd) .....	
<b>LONGEST NON-SHUTOUT STREAK:</b> .....	<b>187 GAMES</b>
.....	1977-78 thru 1979-80
Began 10/18/77 vs. Los Angeles .....	0-0
Ended 12/23/79 at Chicago .....	0-8
<b>MOST CONSECUTIVE SHUTOUTS FOR:</b> .....	<b>3</b>
4/1/98 vs. Tampa Bay (4-0) .....	1997-98
4/4/98 vs. NY Rangers (3-0) .....	
4/6/98 at Tampa Bay (3-0) .....	
<b>MOST CONSECUTIVE SHUTOUTS, AGAINST:</b> .....	<b>2</b>
12/26/06 at Ottawa (0-2) .....	2006-07
12/30/06 vs. New Jersey (0-2) .....	
12/30/00 vs. Buffalo (0-2) .....	2000-01
1/2/01 vs. Montreal (0-3) .....	
1/19/00 vs. Montreal (0-3) .....	1999-00
1/21/00 vs. New Jersey (0-4) .....	
12/29/98 at Tampa Bay (0-3) .....	1998-99
12/31/98 at Chicago (0-1) .....	
11/3/92 at Pittsburgh (0-2) .....	1992-93
11/5/92 at Minnesota (0-3) .....	
2/7/73 at NY Rangers (0-6) .....	1972-73 (twice)
2/10/73 vs. NY Rangers (0-6) .....	
1/6/73 vs. Detroit (0-4) .....	
1/7/73 at Detroit (0-4) .....	
<b>MOST CONSECUTIVE SHUTOUTS FOR, HOME:</b> .....	<b>3</b>
12/16/06 vs. Atlanta (6-0) .....	2006-07
12/23/06 vs. Columbus (4-0) .....	
12/26/06 vs. NY Rangers (2-0) .....	
2/19/94 vs. Ottawa (4-0) .....	1993-94
2/21/94 vs. Washington (4-0) .....	
2/25/94 vs. Philadelphia (2-0) .....	
<b>MOST CONSECUTIVE SHUTOUTS FOR, ROAD:</b> .....	<b>2</b>
10/14/98 at Tampa Bay (2-0) .....	1998-99
10/17/98 at St. Louis (1-0) .....	
<b>MOST CONSECUTIVE SHUTOUTS AGAINST, ROAD:</b> .....	<b>3</b>
12/29/98 at Tampa Bay (0-3) .....	1998-99
12/31/98 at Chicago (0-1) .....	
1/7/99 at Philadelphia (0-5) .....	
<b>CONSECUTIVE GAMES PLAYED BY AN INDIVIDUAL:</b> ....	<b>576</b>
Billy Harris 10/7/72 - 11/30/79 .....	1972-79

# INDIVIDUAL RECORDS

## POINTS

<b>MOST POINTS, CAREER:</b>	1353
Bryan Trottier	1975-90
<b>MOST POINTS, ONE SEASON:</b>	147
Mike Bossy	1981-82
<b>MOST POINTS, ONE GAME:</b>	8
Bryan Trottier	12/23/78 vs. NY Rangers
<b>MOST POINTS, ROOKIE, ONE GAME:</b>	5
Mikko Makela (2-3)	1/28/86 vs. Toronto
Pat LaFontaine (3-2)	3/3/84 at Toronto
Mike Bossy (1-4)	11/1/77 vs. Atlanta
Bryan Trottier (3-2)	10/11/75 vs. Los Angeles
<b>MOST POINTS, ONE PERIOD:</b>	*6
Bryan Trottier	12/23/78 vs. NY Rangers
<b>MOST POINTS, CENTER, ONE SEASON:</b>	134
Bryan Trottier	1978-79
<b>MOST POINTS, LEFT WING, ONE SEASON:</b>	100
John Tonelli	1984-85
<b>MOST POINTS, RIGHT WING, ONE SEASON:</b>	147
Mike Bossy	1981-82
<b>MOST POINTS, DEFENSEMAN, ONE SEASON:</b>	101
Denis Potvin	1978-79
<b>MOST POINTS, ROOKIE, ONE SEASON:</b>	95
Bryan Trottier	1975-76
<b>MOST POINTS, ROOKIE DEFENSEMAN, ONE SEASON:</b>	56
Stefan Persson	1977-78
<b>LONGEST CONSECUTIVE POINT SCORING STREAK:</b>	
<b>25 GAMES (28-27-55)</b>	
Bryan Trottier	1981-82
Began	1/21/82 vs. Pittsburgh
Ended	3/13/82 at Los Angeles

## GOALS

<b>MOST GOALS, CAREER:</b>	573
Mike Bossy	1977-88
<b>MOST GOALS, ONE SEASON:</b>	69
Mike Bossy	1978-79
<b>MOST GOALS ONE GAME:</b>	5
John Tonelli	1/6/81 vs. Toronto
Bryan Trottier	12/23/78 vs. NY Rangers
	2/13/82 vs. Philadelphia
<b>MOST GOALS, ONE PERIOD:</b>	4
Bryan Trottier	2/13/82 vs. Philadelphia
<b>MOST GOALS, CENTER, ONE SEASON:</b>	58
Pierre Turgeon	1992-93
<b>MOST GOALS, LEFT WING, ONE SEASON:</b>	42
John Tonelli	1984-85
<b>MOST GOALS, RIGHT WING, ONE SEASON:</b>	69
Mike Bossy	1978-79
<b>MOST GOALS, DEFENSEMAN, ONE SEASON:</b>	31
Denis Potvin	1978-79
	1975-76
<b>MOST GOALS, ROOKIE, ONE SEASON:</b>	53
Mike Bossy	1977-78
<b>MOST GAME-WINNING GOALS, ONE SEASON:</b>	11
Mike Bossy	1983-84
<b>MOST POWER PLAY GOALS, ONE SEASON:</b>	28
Mike Bossy	1980-81
<b>MOST SHORTHANDED GOALS, ONE SEASON:</b>	7
Bob Bourne	1980-81
<b>MOST HAT TRICKS, ONE SEASON:</b>	9
Mike Bossy	1980-81
<b>MOST HAT TRICKS, CAREER:</b>	39
Mike Bossy	1977-88
<b>LONGEST CONSECUTIVE GOAL SCORING STREAK:</b>	
<b>11 GAMES (18 GOALS)</b>	
Pat LaFontaine	1989-90
Began	12/15/89 at Washington
Ended	1/11/90 at Minnesota
<b>MOST GOALS, ROOKIE, ONE GAME:</b>	3
Niklas Anderson at Dallas	2/14/96
Pat LaFontaine vs. Toronto	3/3/84
Mats Hallin vs. Philadelphia	3/13/83
Brent Sutter vs. Washington	2/2/82
Mike Bossy vs. Washington	2/4/78
Bryan Trottier vs. Los Angeles	10/11/75
Bob Nystrom at Los Angeles	1/31/74
Bob Cook vs. Vancouver	3/3/73
Germain Gagnon at California	11/1/72




Mike Bossy



# INDIVIDUAL RECORDS (CONT.)

## ASSISTS

<b>MOST ASSISTS, CAREER:</b> .....	<b>853</b>
Bryan Trottier .....	1975-90
<b>MOST ASSISTS, ONE SEASON:</b> .....	<b>87</b>
Bryan Trottier .....	1978-79
<b>MOST ASSISTS, ONE GAME:</b> .....	<b>6</b>
Mike Bossy .....	1/6/81 vs. Toronto
<b>MOST ASSISTS, CENTER, ONE SEASON:</b> .....	<b>87</b>
Bryan Trottier .....	1984-85
.....	1978-79
<b>MOST ASSISTS, LEFT WING, ONE SEASON:</b> .....	<b>58</b>
John Tonelli .....	1984-85
.....	1981-82
<b>MOST ASSISTS, RIGHT WING, ONE SEASON:</b> .....	<b>83</b>
Mike Bossy .....	1981-82
<b>MOST ASSISTS, DEFENSEMAN, ONE SEASON:</b> .....	<b>70</b>
Denis Potvin .....	1978-79
<b>MOST ASSISTS, ROOKIE, ONE SEASON:</b> .....	<b>63</b>
Bryan Trottier .....	1975-76
<b>MOST ASSISTS ROOKIE DEFENSEMAN, ONE SEASON:</b> ....	<b>50</b>
Stefan Persson .....	1977-78
<b>LONGEST CONSECUTIVE ASSIST SCORING STREAK:</b> .....	<b>9</b>
Tom Kurvers .....	1991-92
Pat LaFontaine .....	1984-85
Mike Bossy .....	1981-82
Bryan Trottier .....	1980-81
.....	1978-79
Stefan Persson .....	1978-79
Denis Potvin .....	1978-79



Bryan Trottier

## PENALTIES

<b>MOST PIM, CAREER:</b> .....	<b>1879</b>
Mick Vukota .....	1988-96
<b>MOST PIM, ONE SEASON:</b> .....	<b>356</b>
Brian Curran .....	1986-87
<b>MOST PIM, ONE GAME:</b> .....	<b>42</b>
Mick Vukota .....	12/12/89 vs. New Jersey
<b>MOST PIM, FORWARD, ONE SEASON:</b> .....	<b>293</b>
Mick Vukota .....	1991-92
<b>MOST PIM, DEFENSEMAN, ONE SEASON:</b> .....	<b>356</b>
Brian Curran .....	1986-87
<b>MOST PIM, GOALTENDER, ONE SEASON:</b> .....	<b>54</b>
Billy Smith .....	1978-79
<b>MOST PIM, ROOKIE, ONE SEASON:</b> .....	<b>242</b>
Rich Pilon .....	1988-89

## GOALTENDING

<b>MOST GAMES, CAREER:</b> .....	<b>675</b>
Billy Smith .....	1972-89
<b>MOST MINUTES, CAREER:</b> .....	<b>38131</b>
Billy Smith .....	1972-89
<b>MOST GAMES, ONE SEASON:</b> .....	<b>66</b>
Chris Osgood .....	2001-02
<b>MOST MINUTES, ONE SEASON:</b> .....	<b>3742</b>
Chris Osgood .....	2001-02
<b>MOST VICTORIES, CAREER:</b> .....	<b>304</b>
Billy Smith .....	1972-89
<b>MOST VICTORIES, ONE SEASON:</b> .....	<b>32</b>
Rick DiPietro .....	2006-07
Chris Osgood .....	2001-02
Billy Smith .....	1981-82
<b>MOST TIES, CAREER:</b> .....	<b>104</b>
Billy Smith .....	1972-89
<b>MOST TIES, ONE SEASON:</b> .....	<b>17</b>
Billy Smith .....	1974-75
<b>MOST SHUTOUTS, CAREER:</b> .....	<b>25</b>
Glenn Resch .....	1974-81
<b>MOST SHUTOUTS, ONE SEASON:</b> .....	<b>7</b>
Glenn Resch .....	1975-76
<b>MOST SHUTOUTS COMBINED, ONE SEASON:</b> .....	<b>10</b>
Glenn Resch (7) .....	
Billy Smith (3) .....	1975-76
<b>MOST CONSECUTIVE SHUTOUTS:</b> .....	<b>2</b>
Tommy Salo .....	1998-99
Wade Flaherty .....	1997-98
Ron Hextall .....	1993-94
Glenn Resch .....	1975-76
<b>MOST CONSECUTIVE SHUTOUTS, HOME:</b> .....	<b>3</b>
Ron Hextall .....	1993-94
vs. Ottawa (4-0) .....	2/19/94
vs. Washington (4-0) .....	2/21/94
vs. Philadelphia (2-0) .....	2/25/94
<b>LONGEST CONSECUTIVE SHUTOUT SEQUENCE:</b> .....	<b>179:29</b>
Glenn Resch .....	1975-76
<b>LONGEST UNDEFEATED STREAK:</b> .....	<b>23 GAMES (15-0-8)</b>
Glenn Resch .....	1978-79
Began 10/17/78 vs. Montreal	
Ended 1/17/79 at NY Rangers	
<b>MOST CONSECUTIVE STARTS:</b> .....	<b>20</b>
Ron Hextall .....	1993-94
<b>MOST CONSECUTIVE GAMES PLAYED IN:</b> .....	<b>26</b>
Tommy Salo .....	1996-97
<b>MOST GOALS, ONE SEASON:</b> .....	<b>1**</b>
Bill Smith .....	1979-80
<b>MOST ASSISTS, ONE SEASON:</b> .....	<b>6</b>
Rick DiPietro .....	2007-08
<b>MOST SAVES, ONE GAME:</b> .....	<b>56</b>
Rick DiPietro .....	3/5/07
1-2 Shootout Loss at NY Rangers	
<b>MOST SAVES IN AN NHL DEBUT:</b> .....	<b>43</b>
Roberto Luongo .....	11/28/99
2-1 Win at Boston	

\*NHL RECORD

\*\*TIES NHL RECORD

## ALL-TIME SCORING

PLAYER	GP	G	A	PTS	PIM	PPG	SHG	GWG	GTG
1. Bryan Trottier	1123	500	853	1353	798	158	17	68	13
2. Mike Bossy	752	573	553	1126	210	181	8	82	15
3. Denis Potvin	1060	310	742	1052	1354	127	10	44	9
4. Clark Gillies	872	304	359	663	891	92	0	41	13
5. Brent Sutter	694	287	323	610	761	91	12	37	6
6. Pat LaFontaine	530	287	279	566	309	79	5	35	6
7. John Tonelli	594	206	338	544	473	35	3	29	7
8. Bob Bourne	814	238	304	542	598	38	16	37	8
9. Bob Nystrom	900	235	278	513	1248	27	0	38	11
10. Derek King	638	211	288	499	344	81	1	30	4
11. Patrick Flatley	712	160	328	488	660	42	6	19	1
12. Bill Harris	623	184	259	443	296	38	3	25	11
13. Stefan Persson	622	52	317	369	574	30	0	7	1
14. Pierre Turgeon	255	148	195	343	70	50	6	24	2
15. Tomas Jonsson	532	84	249	333	460	22	3	12	2
16. Zigmund Palffy	331	168	163	331	173	46	9	19	2
17. Mariusz Czerkawski	470	145	150	295	183	49	1	14	6
18. Duane Sutter	547	121	171	292	891	13	0	8	0
19. Alexei Yashin	346	119	171	290	179	47	0	18	0
20. Ed Westfall	493	105	181	286	134	23	8	7	6
21. Jason Blake	426	127	131	258	268	31	8	17	0
22. Steve Thomas	275	118	140	258	381	35	0	16	3
23. David Volek	396	95	154	249	201	29	1	11	1
24. Ray Ferraro	316	116	122	238	297	22	0	10	7
25. Travis Green	388	92	145	237	258	34	1	9	3
26. Kenny Jonsson	597	57	175	232	260	27	2	8	0
27. Greg Gilbert	425	93	138	231	324	10	1	7	0
28. Benoit Hogue	258	105	124	229	282	23	8	14	1
29. Mikko Makela	307	95	124	219	98	31	2	10	2
30. Mark Parrish	345	118	96	214	122	43	1	25	0
31. Garry Howatt	596	93	120	213	1466	2	0	12	8
32. Jean Potvin	402	46	166	212	331	22	3	7	1
33. Anders Kallur	383	101	110	211	149	17	19	12	7
34. Marty McInnis	337	79	119	198	115	9	7	9	2
35. Wayne Merrick	411	81	116	197	135	9	0	13	0
36. Trent Hunter	381	87	110	197	160	21	1	5	0
37. Butch Goring	332	87	108	195	30	7	18	9	2
38. Jeff Norton	282	22	166	188	232	13	2	1	0
39. Lorne Henning	543	73	111	184	102	2	18	9	5
40. Randy Wood	381	94	78	172	294	12	4	10	2
41. Claude Lapointe	535	76	95	171	354	5	11	12	2
42. Jean-Paul Parise	240	73	98	171	160	15	2	12	8
43. Shawn Bates	330	58	112	170	222	3	13	10	2
44. Jude Drouin	250	64	105	169	103	16	0	0	4
45. Dave Scatchard	347	81	87	168	504	13	3	13	0
46. Miroslav Satan	243	78	88	166	139	29	1	8	0
47. Oleg Kvasha	332	60	96	156	182	8	4	9	0
48. Alan Kerr	326	69	84	153	691	13	1	8	1
49. Roman Hamrik	300	43	110	153	325	14	2	9	0
50. Michael Peca	222	49	93	142	173	7	9	7	1

# ALL-TIME SCORING (CONT.)

PLAYER	GP	G	A	PTS	PIM
Dave Lewis	514	24	117	141	411
Robert Reichel	164	49	91	140	86
Bryan Smolinski	227	57	82	139	108
Brad Isbister	247	67	68	135	306
Tom Kurvers	192	26	108	134	115
Bryan Berard	242	31	100	131	267
Gerry Hart	476	20	108	128	783
Vladimir Malakhov	166	27	98	125	171
Brad Dalgarno	321	49	71	120	332
Adrian Aucoin	235	33	80	113	186
Ralph Stewart	199	49	61	110	24
Dave Langevin	422	12	95	107	465
Scott Lachance	450	26	79	105	348
Arron Asham	300	47	58	105	315
Ken Morrow	550	17	88	105	309
Andre St. Laurent	261	38	66	104	191
Brad Lauer	259	38	60	98	200
Bert Marshall	392	8	87	95	318
Uwe Krupp	180	22	72	94	140
Gerald Diduck	314	26	63	89	580
Paul Boutilier	213	20	69	89	250
Richard Park	235	36	53	89	87
Mike Sillinger	141	42	45	87	74
Radek Martinek	373	16	68	84	225
Chris Campoli	228	20	63	83	105
Mike Kaszycki	145	30	51	81	76
Bill Guerin	142	39	41	80	128
Todd Bertuzzi	192	35	45	80	209
Niklas Andersson	138	29	50	79	77
Tim Connolly	163	24	51	75	86
Andy Hilbert	218	27	44	71	74
Rich Kromm	183	27	42	69	48
Tom Fitzgerald	205	25	44	69	100
Mike Comrie	107	28	41	69	113
Craig Cameron	185	35	33	68	61
Bill MacMillan	231	32	35	67	51
Doug Crossman	96	16	50	66	66
Mike York	107	19	46	65	44
Mike McEwen	128	12	53	65	76
Trevor Linden	107	28	36	64	65
Gord Dineen	287	11	53	64	380
Germain Gagnon	125	20	43	63	39
Bryan McCabe	220	18	45	63	466
Gary Nylund	211	11	52	63	376
Gord Lane	305	9	51	60	614
Rich Pilon	509	6	54	60	1525
Brian Spencer	132	19	40	59	155
Sean Bergenheim	183	30	27	57	104
Billy Carroll	200	19	37	56	74
Mark Streit	74	16	40	56	62
Mathieu Schneider	78	14	42	56	123
Bob Lorimer	219	8	46	54	172
Kip Miller	91	15	38	53	14
Pat Price	182	8	45	53	104
Viktor Kozlov	81	25	26	51	28
Hubie McDonough	139	31	19	50	51
Ken Leiter	139	14	36	50	62
Steve Tambellini	107	24	25	49	21
Bill Berg	154	21	28	49	154
Mattias Weinhandl	155	16	33	49	50
Steve Konroyd	169	8	41	49	187
Don Maloney	91	16	32	48	53
Bob Bassen	184	16	31	47	215
Mats Lindgren	134	20	26	46	52
Darius Kasparaitis	232	6	40	46	439

PLAYER	GP	G	A	PTS	PIM
Dennis Vaske	232	5	41	46	247
Blake Comeau	107	15	25	45	54
Sergei Nemchinov	141	18	27	45	46
Mick Vukota	500	16	29	45	1879
Bruno Gervais	207	6	39	45	103
Kyle Okposo	74	20	24	44	38
Tom Poti	78	6	38	44	74
Janne Niinimaa	136	11	33	44	140
Joe Reekie	151	8	36	44	224
Wendel Clark	58	24	19	43	60
Janne Niinimaa	136	11	33	44	140
Mark Lawrence	127	18	25	43	98
Dave Hudson	132	14	29	43	24
Alezei Zhitnik	89	7	33	40	128
Marc-Andre Bergeron	69	15	23	39	26
Dale Henry	132	13	26	39	263
Doug Weight	53	10	28	38	55
Randy Boyd	85	9	29	38	116
Frans Nielsen	90	12	26	38	18
Mike Watt	120	13	23	36	29
Tom Chorske	84	12	24	36	41
Eric Cairns	327	9	27	36	814
Josef Vasicek	81	16	19	35	53
Alexander Semak	69	20	14	34	68
Ruslan Fedotenko	67	16	17	33	40
Bill Muckalt	72	15	18	33	37
Tom Miller	89	15	18	33	25
Jeff Tambellini	140	11	21	32	54
Brian Mullen	81	18	14	32	28
Wayne McBean	120	8	24	32	95
Jason Wiemer	94	10	22	32	140
David Chyzowski	118	15	16	31	138
Brendan Witt	205	3	27	30	276
Chris Simon	95	11	19	30	118
Zdeno Chara	231	6	23	29	347
Jorgen Jonsson	68	11	17	28	16
Brent Sopel	57	2	25	27	64
Mats Hallin	108	14	12	26	103
Josh Green	49	12	14	26	41
Randy Robitaille	60	7	19	26	24
Dave McLlwain	58	9	16	25	28
Josh Bailey	68	7	18	25	16
Sean Hill	81	1	24	25	110
Freddy Meyer IV	114	7	17	24	60
Adam Creighton	66	15	9	24	102
Hector Marini	46	8	16	24	95
Roger Kortko	79	7	17	24	28
Barry Richter	72	6	18	24	34
Cliff Ronning	40	9	15	24	2
Dan Plante	159	9	14	23	135
Gino Odjick	82	9	13	22	254
Olli Jokinen	82	11	10	21	80
Ernie Hicke	76	8	13	21	99
Reed Larson	33	7	13	20	35
Dave Fortier	124	6	14	20	147
Robert Nilsson	53	6	14	20	26
Garry Galley	56	6	14	20	59
Terry Crisp	52	4	16	20	6
Dick Tarnstrom	62	3	16	19	38
Marc Bergevin	76	2	17	19	92
Steve Webb	321	5	13	18	546
Mattias Timander	85	4	14	18	26
Chris Luongo	138	5	13	18	104
Andy Sutton	81	3	15	18	126
Mark Hamway	53	5	13	18	9

# ALL-TIME SCORING (CONT.)

PLAYER	GP	G	A	PTS	PIM
Taylor Pyatt	78	4	14	18	39
Bob Cook	55	10	7	17	18
Derek Armstrong	70	7	10	17	47
Don Blackburn	56	7	10	17	20
Ari Haanpaa	60	6	11	17	37
Jamie Howard	54	6	11	17	26
Jeff Finley	87	1	16	17	51
Jamie Rivers	75	1	16	17	84
Tim Jackman	105	6	10	16	212
Jon Sim	51	9	7	16	44
Justin Papineau	69	9	7	16	8
Michel Bergeron	25	9	6	15	2
Doug Rombough	40	8	7	15	14
Kirk Muller	27	7	8	15	29
Ryan Smyth	18	5	10	15	14
Rick DiPietro	273	0	15	15	102
Daniel Marois	40	4	10	14	53
Bob Beers	35	2	12	14	16
Paul Kruse	110	10	3	13	249
Eric Brewer	89	5	8	13	52
Dmitri Nabokov	30	4	9	13	18
Doug Houda	101	3	10	13	146
Brent Severyn	84	2	11	13	214
Jim Mair	49	2	11	13	41
Bill Smith	675	1	12	13	484
Ken Baumgartner	175	1	12	13	678
Brad Lukowich	57	1	12	13	32
Claude Loiselle	69	7	5	12	152
Bob Sweeney	66	6	6	12	59
Brian Lavender	42	6	6	12	47
Mike Hough	85	5	7	12	29
Arnie Brown	48	4	8	12	27
Dean Chynoweth	147	2	10	12	408
Martin Straka	22	2	10	12	6
Raimo Helminen	24	1	11	12	4
Aris Brimanis	74	2	9	11	32
Bill Mikkelsen	72	1	10	11	45
Brian Curran	90	0	11	11	424
Sven Butenschon	78	1	10	11	56
Brent Hughes	51	7	3	10	57
Neal Coulter	26	5	5	10	11
Bryan Lefley	69	3	7	10	56
Joe Sacco	98	6	3	9	55
Juraj Kolnik	36	6	3	9	12
Troy Loney	26	5	4	9	23
Mathieu Biron	74	4	5	9	50
Keith Acton	71	2	7	9	50
Jason Krog	28	2	7	9	6
Joel Bouchard	25	1	8	9	23
Craig Ludwig	75	1	8	9	77
Glenn Resch	282	0	9	9	22
Dean McAmmond	18	2	7	9	8
Ray Giroux	16	0	9	9	12
Justin Mapletoft	38	3	6	9	8
Rob DiMaio	74	6	2	8	75
Scott Howson	18	5	3	8	4
Ken Belanger	71	4	4	8	260
Gilles Thibeau	20	4	4	8	17
Jari Gronstrand	44	3	5	8	29
Jason Dawe	35	3	5	8	14
David Harlock	70	2	6	8	68
Jeff Hamilton	14	2	6	8	8
Richie Hansen	18	2	6	8	4
Brian Marchinko	14	2	6	8	0

PLAYER	GP	G	A	PTS	PIM
Kelly Hrudey	241	0	8	8	105
Wyatt Smith	42	0	8	8	26
John Tucker	20	3	4	7	4
Brett Lindros	51	2	5	7	147
Andrey Vasiliev	15	2	5	7	6
Jack Hillen	42	1	6	7	20
Branislav Mezei	66	1	6	7	65
Jeff Toms	39	2	4	6	10
Johan Davidsson	14	2	4	6	0
Kevin Haller	31	1	5	6	58
Glenn Healy	176	0	6	6	41
Mark Fitzpatrick	129	0	6	6	30
David Maley	37	0	6	6	74
Kevin Miller	33	1	5	6	13
Marko Kiprusoff	27	0	6	6	4
J.J. Daigneault	18	0	6	6	21
Mike Igoulden	11	1	4	5	4
Vladimir Orszagh	34	3	2	5	12
Yan Kaminsky	25	3	2	5	4
Eric Godard	107	2	3	5	260
Andreas Johansson	18	2	3	5	0
Eric Manlow	26	2	3	5	6
Evgeny Korolev	42	1	4	5	14
Mike Stapleton	34	1	4	5	2
Ron Sutter	27	1	4	5	21
Craig Janney	18	1	4	5	4
Darby Hendrickson	16	1	4	5	33
Chris Marinucci	12	1	4	5	2
Denis Grebeshkov	29	0	5	5	20
Roland Melanson	136	0	5	5	50
Raffi Torres	17	0	5	5	10
Neil Nicholson	40	3	1	4	23
Derek Laxdal	16	3	1	4	4
Nate Thompson	43	2	2	4	49
Yvon Vautour	17	3	1	4	24
Derek Laxdal	16	3	1	4	4
Ron Stewart	21	2	2	4	4
Iain Fraser	7	2	2	4	2
Steve Martins	39	1	3	4	20
Vladimir Chebaturkin	27	1	3	4	20
Chris Ferraro	11	1	3	4	8
Chris Osgood	103	0	4	4	22
Ray Schultz	41	0	4	4	127
Ken Murray	39	0	4	4	59
Chris Taylor	22	0	4	4	4
Paul Stanton	18	0	4	4	9
Milan Tichy	10	0	4	4	10
Jesse Joensuu	7	1	2	3	4
Ted Drury	55	2	1	3	31
Greg Parks	23	1	2	3	4
Darren Van Impe	14	1	2	3	16
Ted Crowley	13	1	2	3	2
Thomas Pock	59	1	2	3	35
Graeme Townshend	9	1	2	3	0
Richard Zednik	10	1	2	3	2
Tommy Salo	187	0	3	3	47
Ron Hextall	65	0	3	3	52
Mikael Andersson	19	0	3	3	4
Ian Herbers	6	0	3	3	2
Jeremy Colliton	41	1	2	3	16
Mike Walsh	14	2	0	2	4
Pat Conacher	13	1	1	2	0
Rob Davison	34	1	1	2	53
Drew Fata	8	1	1	2	9

# ALL-TIME SCORING (CONT.)

PLAYER	GP	G	A	PTS	PIM	PLAYER	GP	G	A	PTS	PIM
Joe Callahan	18	0	2	2	5	Jesse Belanger	12	0	0	0	2
Richard Grenier	10	1	1	2	2	Jim Cummins	12	0	0	0	31
Sean Haggerty	10	1	1	2	4	Mark Janssens	12	0	0	0	34
Dane Jackson	8	1	1	2	4	Eric Boguniecki	11	0	0	0	8
Todd McLellan	5	1	1	2	0	Ronald Petrovicky	11	0	0	0	4
Petteri Nokelainen	15	1	1	2	4	Kip Brennan	3	0	0	0	12
Ron Smith	11	1	1	2	14	Matt Keith	3	0	0	0	0
Craig Berube	38	0	2	2	54	Mike Hordy	11	0	0	0	7
Rob Collins	8	0	2	2	0	Alex McKendry	10	0	0	0	2
Craig Darby	13	0	2	2	0	Steve Regier	18	0	0	0	4
Paul Guay	3	0	2	2	2	Randy Hillier	8	0	0	0	11
Ron Handy	10	0	2	2	0	Chris Terrieri	8	0	0	0	2
Tony Hrkac	7	0	2	2	0	Danny Lorenz	8	0	0	0	0
Aaron Johnson	30	0	2	2	30	Dave Archibald	7	0	0	0	4
Allan Rourke	17	0	2	2	4	Tom Draper	7	0	0	0	0
Ken Sutton	21	0	2	2	8	Corey Foster	7	0	0	0	2
Trevor Smith	7	1	0	1	0	Marcel Cousineau	6	0	0	0	0
Kurtis McLean	4	1	0	1	0	Mike MacWilliam	6	0	0	0	14
Joel Rechlicz	17	0	1	1	68	Stephen Valiquette	6	0	0	0	0
Danton Cole	10	1	0	1	0	Bob Halkidis	5	0	0	0	30
Rod Dallman	4	1	0	1	21	Steve Junker	5	0	0	0	0
Shawn Evans	2	1	0	1	0	Alexander Kharitinov	5	0	0	0	4
Paul Gagne	9	1	0	1	4	Deron Quint	5	0	0	0	0
Jason Holland	12	1	0	1	4	Jason Widmer	5	0	0	0	7
Mike Stevens	9	1	0	1	14	Shawn Byram	4	0	0	0	14
Ben Walter	12	1	0	1	0	Rick Green	4	0	0	0	0
Garth Snow	127	0	1	1	66	Randy Johnston	4	0	0	0	4
Eric Fichaud	75	0	1	1	2	Alan Letang	4	0	0	0	0
Wade Flaherty	60	0	1	1	6	George Maneluk	4	0	0	0	2
Jeff Hackett	43	0	1	1	6	Todd Okerlund	4	0	0	0	2
Jamie McLennan	56	0	1	1	10	Grigori Panteleev	4	0	0	0	0
Matt Spiller	9	0	1	1	2	Ray Schultz	4	0	0	0	0
Kevin Weekes	36	0	1	1	0	Jason Simon	4	0	0	0	34
John Erskine	34	0	1	1	99	Derek Bekar	4	0	0	0	2
Mike Dunham	19	0	1	1	0	Mike Donnelly	3	0	0	0	2
Jason Strudwick	18	0	1	1	43	Jim Dowd	3	0	0	0	0
Jarrett Deuling	15	0	1	1	11	Brent Grieve	3	0	0	0	7
Micah Aivazoff	12	0	1	1	6	Matt Koalska	3	0	0	0	2
Anders Myrvold	12	0	1	1	0	Bob McGill	3	0	0	0	5
Darcy Regier	11	0	1	1	7	Petr Mika	3	0	0	0	0
Walt Ledingham	6	0	1	1	0	Alain Nasreddine	3	0	0	0	2
John Namestnikov	6	0	1	1	4	Brandon Smith	3	0	0	0	0
Garth MacGuigan	5	0	1	1	2	Brad Turner	3	0	0	0	0
Darryl Bootland	4	0	1	1	2	Richard Brodeur	2	0	0	0	0
Alexander Karpovtsev	3	0	1	1	4	Ryan Caldwell	2	0	0	0	2
Kevin Devine	2	0	1	1	8	Glenn Johannesen	2	0	0	0	0
Dallas Eakins	2	0	1	1	2	Dale Kushner	2	0	0	0	2
Dean Malkoc	2	0	1	1	7	Joey MacDonald	2	0	0	0	0
Scott Pearson	2	0	1	1	0	Dave Pulkkinen	2	0	0	0	0
Jason Herter	1	0	1	1	0	Scott Scissons	2	0	0	0	0
Jamie Fraser	1	0	0	0	0	Bruce Affleck	1	0	0	0	0
Sean Bentivoglio	1	0	0	0	2	Gerry Gray	1	0	0	0	0
Brett Skinner	11	0	0	0	4	Neil Hawryliw	1	0	0	0	0
Mitch Fritz	20	0	0	0	42	Goran Hogosta	1	0	0	0	0
Andrew MacDonald	3	0	0	0	2	Cole Jarret	1	0	0	0	0
Gerry Desjardins	80	0	0	0	0	Mike Kennedy	1	0	0	0	2
Tommy Soderstrom	78	0	0	0	9	Daniel Lacroix	1	0	0	0	0
Felix Potvin	33	0	0	0	2	Jeff Libby	1	0	0	0	0
Wade Dubielewicz	37	0	0	0	0	Masi Marjamaki	1	0	0	0	0
Joe Day	24	0	0	0	30	Jason Podollan	1	0	0	0	2
Roberto Luongo	24	0	0	0	0	Dave Roche	1	0	0	0	0
Steve Weeks	23	0	0	0	2	Vern Smith	1	0	0	0	0
Warren Luhnig	19	0	0	0	8	Victor Teal	1	0	0	0	0
Tomi Pettinen	24	0	0	0	18	Marko Tuomainen	1	0	0	0	0
Chris Pryor	18	0	0	0	51	Nick Vachon	1	0	0	0	0
Kevin Colley	16	0	0	0	52						

## ALL-TIME GOALTENDING

PLAYER	GP	MINS	GA	EN	SO	GAA	SV	SOG	SV%	RECORD
Bill Smith	675	38124	2008	33	22	3.16				304-230-104
Glenn Resch	282	16408	699	10	25	2.56				157-69-47
Rick DiPietro	273	15674	729	19	14	2.79	6952	7681	.905	117-112-29
Kelly Hrudey	241	13617	787	11	6	3.46	6334	7121	.889	106-90-26
Roland Melanson	136	7639	400	7	1	3.14				77-34-14
Tommy Salo	187	10568	488	21	14	2.77	4512	5000	.902	62-94-21
Glenn Healy	176	9810	564	20	4	3.45	4564	5128	.890	66-79-21
Mark Fitzpatrick	129	7396	420	14	3	3.41	3440	3860	.891	51-53-17
Chris Osgood	103	5736	253	10	6	2.65	2386	2639	.904	49-29-10
Garth Snow	127	6718	309	11	4	2.76	2887	3196	.903	44-53-12
Ron Hexall	65	3581	184	3	5	3.08	1617	1801	.898	27-26-6
Tommy Soderstrom	77	3940	237	2	3	3.61	1850	2087	.886	19-34-9
Eric Fichaud	74	3800	199	4	1	3.14	1779	1978	.899	19-34-9
Jamie McLennan	56	3108	167	2	0	3.22	1353	1520	.890	17-27-9
Wade Dubielewicz	37	1926	82	0	0	2.55	938	1020	.920	16-13-2
Wade Flaherty	60	2941	139	7	4	2.84	742	881	.842	15-26-6
Gerry Desjardins	80	4443	295	1	0	4.00				14-52-9
Joey MacDonald	51	2913	163	7	1	3.36	1494	1657	.902	14-27-7
Yann Danis	31	1760	84	1	2	2.86	849	933	.910	10-17-3
John Vanbiesbrouck	44	2390	120	4	1	3.01	1057	1177	.898	10-25-5
Kevin Weekes	36	2026	115	3	1	3.41	1058	1173	.902	10-20-4
Jeff Hackett	43	2169	130	3	0	3.60	940	1070	.879	9-25-1
Steve Weeks	23	1032	62	0	0	3.60	504	566	.890	9-4-2
Felix Potvin	33	1879	105	3	1	3.35	872	977	.893	7-21-4
Roberto Luongo	24	1292	70	2	1	3.25	660	730	.904	7-14-1
Chris Terreri	8	443	18	2	0	2.44	187	205	.912	2-4-1
Stephen Valiquette	6	193	6	0	0	1.87	111	117	.949	2-0-0
Peter Mannino	3	133	10	0	0	4.51	77	87	.885	1-1-0
Danny Lorenz	8	357	25	1	0	4.20	149	174	.856	1-5-0
Tom Draper	7	227	16	0	0	4.23	102	118	.864	1-3-0
George Maneluk	4	140	15	0	0	6.43	79	94	.840	1-1-0
Richard Brodeur	2	80	6	0	0	4.50				1-0-0
Marcel Cousineau	5	293	14	0	0	2.87	105	119	.882	0-4-0
Gerry Gray	1	60	5	0	0	5.00				0-1-0
Goran Hogosta	1	9	0	0	0	0.00				0-0-0



Billy Smith

# DRAFT HISTORY

RD	OVERALL	PLAYER	POS
<b>1972 (14)</b>			
1	1.	Bill Harris	RW
2	17.	Lorne Henning	C
3	33.	Bob Nystrom	RW
4	49.	Ron Smith	D
5	65.	Richard Grenier	LW
6	81.	Derek Black	C/LW
7	97.	Richard Brodeur	G
7	101.	Don McLaughlin	LW
8	113.	Derek Kuntz	LW
8	117.	Rene Levasseur	D
9	129.	Yvan Rolando	RW
9	133.	Bill Ennos	RW
10	144.	Garry Howatt	LW
10	146.	Rene Lambert	RW

<b>1973 (10)</b>			
1	1.	Denis Potvin	D
3	33.	Dave Lewis	D
4	49.	Andre St. Laurent	C
5	65.	Ron Kennedy	LW
6	81.	Keith Smith	D
7	97.	Don Cutts	G
7	110.	Denis Anderson	D
8	113.	Mike Kennedy	RW
8	126.	Denis Desgagnes	C
9	129.	Bob Lorimer	D

<b>1974 (19)</b>			
1	4.	Clark Gillies	LW
2	22.	Bryan Trottier	C
3	40.	Brad Anderson	C
5	76.	Carlo Torressan	D
6	94.	Sid Prysunka	LW/RW
7	112.	Dave Langevin	D
8	129.	Dave Inkpen	D
9	146.	Jim Foubister	G
10	163.	Bob Ferguson	C
11	178.	Murray Fleck	D
12	192.	Dave Rooke	D
13	204.	Neil Smith	D
14	214.	Stefan Persson	D
15	221.	Dave Otness	D
16	226.	Jim Murray	D
17	229.	Mike Dibble	G
18	232.	Brian Bye	LW
19	235.	Martti Jarkko	C
20	238.	Ron Phillips	D

<b>1975 (12)</b>			
1	11.	Pat Price	D
2	29.	Dave Salvian	RW
3	47.	Joe Fortunato	LW
4	65.	Andre Lepage	G
5	83.	Dennis McLean	LW
6	101.	Mike Sleep	RW
7	119.	Richie Hansen	C
8	137.	Bob Sunderland	D
9	153.	Dan Blair	RW
10	168.	Joey Girardin	D
11	183.	Geoff Green	RW
12	194.	Kari Makkonen	LW

RD	OVERALL	PLAYER	POS
<b>1976 (6)</b>			
1	14.	Alex McKendry	LW/RW
2	32.	Mike Kaszycki	C
3	50.	Garth MacGuigan	C
4	68.	Ken Morrow	D
5	86.	Mike Hordy	D
6	104.	Yvon Vautour	RW

<b>1977 (8)</b>			
1	15.	Mike Bossy	RW
2	33.	John Tonelli	LW/C
3	50.	Hector Marini	RW
3	51.	Bruce Andres	LW
4	69.	Steve Stoyanovich	LW
5	87.	Markus Mattsson	G
6	105.	Steve Letzgun	D
7	121.	Harald Luckner	C

<b>1978 (11)</b>			
1	15.	Steve Tambellini	C
2	34.	Randy Johnston	D
3	51.	Dwayne Lowdermilk	D
5	84.	Greg Hay	LW
6	101.	Kelly Davis	LW/D
7	118.	Richard Pepin	RW
8	135.	Dave Cameron	C
9	152.	Paul Joswiak	G
10	169.	Scott Cameron	D
11	184.	Christer Lowdahl	C/LW
12	199.	Gunnar Persson	D

<b>1979 (7)</b>			
1	17.	Duane Sutter	RW
2	25.	Tomas Jonsson	D
2	38.	Bill Carroll	C
3	59.	Roland Melanson	G
4	80.	Tim Lockridge	D
5	101.	Glen Duncan	LW
6	122.	John Gibb	D

<b>1980 (11)</b>			
1	17.	Brent Sutter	C
2	38.	Kelly Hruddy	G
3	59.	Dave Simpson	C
4	68.	Monty Trottier	C
4	80.	Greg Gilbert	LW
5	101.	Ken Leiter	D
6	122.	Dan Revell	RW
7	143.	Mark Hamway	RW
8	164.	Morrison Gare	RW
9	185.	Peter Steblyk	D
10	206.	Glenn Johannesen	D

<b>1981 (11)</b>			
1	21.	Paul Boutilier	D
2	42.	Gord Dineen	D
3	57.	Ron Handy	LW
3	63.	Neal Coulter	RW
4	84.	Todd Lumbard	G
5	94.	Jacques Sylvestre	C
6	126.	Chuck Brimmer	C
7	147.	Teppo Virta	D
8	168.	Bill Dowd	D
9	189.	Scott MacLellan	RW
10	210.	Dave Randerson	RW

# DRAFT HISTORY (CONT.)

RD	OVERALL	PLAYER	POS
<b>1982 (12)</b>			
1	21.	Patrick Flatley	RW
3	42.	Vern Smith	D
4	63.	Garry Lacey	LW
5	84.	Alan Kerr	LW
6	105.	Rene Breton	C
7	126.	Roger Kortko	C
8	147.	John Tiano	C
9	168.	Todd Okerlund	RW
9	189.	Gord Paddock	D
10	210.	Eric Faust	D
11	231.	Pat Goff	D
12	252.	Jim Koudys	D

<b>1983 (14)</b>			
1	3.	Pat LaFontaine	C
1	16.	Gerald Diduck	D
2	37.	Garnet McKechney	RW
3	58.	Mike Neill	D
4	66.	Mikko Makela	C
5	86.	Bob Caulfield	RW
5	100.	Ron Viglasi	D
6	121.	Darin Ilkainen	LW
7	142.	Jim Sprenger	D
8	163.	Dale Henry	LW
9	184.	Kevin Vescio	D
10	205.	Dave Shellington	LW
11	226.	John Bjorkman	C
12	247.	Peter McGeough	RW

<b>1984 (13)</b>			
1	20.	Duncan MacPherson	D
2	41.	Bruce Melanson	RW/LW
3	62.	Jeff Norton	D
4	70.	Doug Wieck	LW
4	83.	Ari Eerik Haanpaa	RW
5	104.	Mike Murray	C
6	125.	Jim Wilharm	D
7	146.	Kelly Murphy	D
8	167.	Franco DeSantis	D
9	187.	Tom Warden	D
10	208.	David Volek	RW
11	228.	Russ Becker	D
12	249.	Allister Brown	D

<b>1985 (14)</b>			
1	6.	Brad Dalgarno	RW
1	13.	Derek King	LW
2	34.	Brad Lauer	RW
3	55.	Jeff Finley	D
4	76.	Kevin Herom	LW
5	89.	Tommy Hedlund	D
5	97.	Jeff Sveen	RW
6	118.	Rod Dallman	LW
7	139.	Kurt Lackten	RW
8	160.	Hank Lammens	D
9	181.	Rich Wiest	C
10	202.	Real Arsenault	C
11	223.	Mike Volpe	G
12	244.	Tony Grenier	LW

RD	OVERALL	PLAYER	POS
<b>1986 (14)</b>			
1	17.	Tom Fitzgerald	C
2	38.	Dennis Vaske	D
3	59.	Bill Berg	D
4	80.	Shawn Byram	LW
5	101.	Dean Sexsmith	C
5	104.	Todd McLellan	C
6	122.	Tony Schmalzbauer	D
7	138.	Will Anderson	D
7	143.	Rich Pilon	D
8	164.	Peter Harris	G
9	185.	Jeff Jablonski	LW
10	206.	Kerry Clark	RW
11	227.	Dan Beaudette	C
12	248.	Paul Thompson	D

<b>1987 (12)</b>			
1	13.	Dean Chynoweth	D
2	34.	Jeff Hackett	G
3	55.	Dean Ewen	LW
4	76.	George Maneluk	G
5	97.	Peter Vlk	LW
6	118.	Rob DiMaio	C
7	139.	Knut Walbye	C
8	160.	Jeff Saterdale	RW
9	181.	Shawn Howard	D
10	202.	John Herlithy	RW
11	223.	Michael Erickson	D
12	244.	Will Averill	F

<b>1988 (14)</b>			
1	16.	Kevin Cheveldayoff	D
2	29.	Wayne Doucet	LW
2	37.	Sean LeBrun	LW
3	58.	Danny Lorenz	G
4	79.	Andre Brassard	D
5	100.	Paul Rutherford	C
6	111.	Pavel Gross	RW
6	121.	Jason Rathbone	RW
7	142.	Yves Gaucher	LW
8	163.	Marty McInnis	C
9	184.	Jeff Blumer	RW
9	173.	Shorty Forrest	F
10	205.	Jeff Kampersal	D
11	226.	Phillip Neururer	D
12	247.	Joe Cappirini	G

<b>1989 (14)</b>			
1	2.	David Chyzowski	LW
2	23.	Travis Green	C
3	44.	Jason Zent	LW
4	65.	Brent Grieve	LW
5	86.	Jace Reed	D
5	90.	Steve Young	RW
5	99.	Kevin O'Sullivan	D
7	128.	Jon Larson	D
7	133.	Brett Harkins	LW
8	149.	Phil Huber	C
9	170.	Matthew Robbins	C
10	191.	Vladimir Malakhov	D
11	212.	Kelly Ens	C
12	233.	Iain Fraser	C



# DRAFT HISTORY (CONT.)

RD	OVERALL	PLAYER	POS
<b>1990 (11)</b>			
1	6.	Scott Scissons	C
2	27.	Chris Taylor	C
3	48.	Dan Plante	RW
5	90.	Chris Marinucci	C
6	111.	Joni Lehto	D
7	132.	Michael Guilbert	D
8	153.	Sylvain Fleury	LW
9	174.	John Joyce	C
10	195.	Richard Enga	C
11	216.	Martin Lacroix	RW
12	237.	Andy Shier	C

<b>1991 (12)</b>			
1	4.	Scott Lachance	D
2	26.	Zigmund Palffy	RW
3	48.	Jamie McLennan	G
4	70.	Milan Hnilicka	G
5	92.	Steve Junker	LW
6	114.	Robert Valicevic	RW
7	136.	Andreas Johansson	C
8	158.	Todd Sparks	LW
9	180.	John Johnson	C
10	202.	Robert Canavan	LW
11	224.	Markus Thuresson	C
12	246.	Marty Schriner	C

<b>1992 (11)</b>			
1	5.	Darius Kasparaitis	D
3	56.	Jarrett Deuling	LW
5	104.	Tomas Klimt	C
5	105.	Ryan Duthie	C
6	128.	Derek Armstrong	C
7	152.	Vladimir Grachev	LW
7	159.	Steve O'Rourke	RW
8	176.	Jason Widmer	D
9	200.	Daniel Paradis	C
10	224.	David Wainwright	D
11	248.	Andrei Vasilyev	LW

<b>1993 (11)</b>			
1	23.	Todd Bertuzzi	RW
2	40.	Bryan McCabe	D
3	66.	Vladimir Chebaturkin	D
4	92.	Warren Luhning	RW
5	118.	Tommy Salo	G
6	144.	Peter LeBoutillier	RW
7	170.	Darren Van Impe	D
8	196.	Rod Hinks	C
9	222.	Daniel Johansson	D
10	248.	Stephane Larocque	RW
11	274.	Carl Charland	LW

<b>1994 (12)</b>			
1	9.	Brett Lindros	RW
2	38.	Jason Holland	D
3	63.	Jason Strudwick	D
4	90.	Brad Lukowich	D
5	112.	Mark McArthur	G
5	116.	Albie O'Connell	LW
6	142.	Jason Stewart	RW
8	194.	Mike Loach	C
8	203.	Peter Hogardh	C
9	220.	Gord Walsh	LW
10	246.	Kirk Dewaele	D
11	272.	Dick Tarnstrom	D

RD	OVERALL	PLAYER	POS
<b>1995 (7)</b>			
1	2.	Wade Redden	D
2	28.	Jan Hlavac	LW
2	41.	D.J. Smith	D
5	106.	Vladimir Orszagh	LW
7	158.	Andrew Taylor	LW
9	210.	David MacDonald	G
9	211.	Mike Broda	LW

<b>1996 (10)</b>			
1	3.	Jean-Pierre Dumont	LW
2	29.	Dan Lacouture	LW
3	56.	Zdeno Chara	D
4	83.	Tyrone Garner	G
5	109.	Bubba Berenzweig	D
5	128.	Petr Sachi	C
6	138.	Todd Miller	C
7	165.	J.R. Prestifilippo	G
8	192.	Evgeny Korolev	D
9	218.	Mike Muzchka	D

<b>1997 (11)</b>			
1	4.	Roberto Luongo	G
1	5.	Eric Brewer	D
2	31.	Jeff Zehr	LW/C
3	59.	Jarrett Smith	C
3	79.	Robert Schnabel	D
4	85.	Petr Mika	C
5	115.	Adam Edinger	C
6	139.	Bobby Leavins	LW
7	166.	Kris Knoblauch	LW
8	196.	Jeremy Symington	G
9	222.	Ryan Clark	D

<b>1998 (10)</b>			
1	9.	Michael Rupp	LW
2	36.	Chris Nielsen	C
4	95.	Andy Burnham	RW
5	123.	Jiri Dopita	C
6	155.	Kevin Clauson	D
7	182.	Evgeny Korolev	D
8	209.	Frederik Brind'Amour	G
9	237.	Ben Blais	D
9	242.	Jason Doyle	RW
9	250.	Radek Matejovsky	W

<b>1999 (14)</b>			
1	5.	Tim Connolly	C
1	8.	Taylor Pyatt	LW
1	10.	Branislav Mezei	D
1	28.	Kristian Kudroc	D
3	78.	Mattias Weinhandl	RW
3	87.	Brian Collins	C
4	101.	Juraj Kolnik	RW
4	102.	Johan Halvarsson	D
5	130.	Justin Mapletoft	C
5	140.	Adam Johnson	D
6	163.	Bjorn Melin	RW
8	228.	Radek Martinek	D
9	255.	Brett Henning	C
9	268.	Tyler Scott	D

# DRAFT HISTORY (CONT.)

RD	OVERALL	PLAYER	POS
<b>2000 (9)</b>			
1	1.	Rick DiPietro	G
1	5.	Raffi Torres	LW
4	101.	Arto Tukio	D
4	105.	Vladimir Gorbunov	W
5	136.	Dmitri Upper	C
5	148.	Kristofer Ottosson	W
7	202.	Ryan Caldwell	D
9	264.	Dmitri Altarev	F
9	267.	Tomi Pettinen	D

<b>2001 (8)</b>			
4	101.	Cory Stillman	C
5	132.	Dusan Salficky	G
6	166.	Andy Chiodo	G
7	197.	Jan Holub	D
8	228.	Mike Bray	RW
9	260.	Bryan Perez	F
9	280.	Roman Kuhtinov	D
9	287.	Juha-Pekka Ketola	C

<b>2002 (7)</b>			
1	22.	Sean Bergenheim	F
3	87.	Frans Nielsen	C
5	149.	Markus Paulsson	F
6	189.	Alexei Stankus	D
7	220.	Brad Topping	G
8	252.	Martin Chabada	LW
9	283.	Per Braxenholm	D

<b>2003 (9)</b>			
1	15.	Robert Nilsson	F
2	48.	Dmitri Chernykh	RW
2	53.	Evgeny Tunik	RW
2	58.	Jeremy Colliton	RW
4	120.	Stefan Blaho	RW
6	182.	Bruno Gervais	D
7	212.	Denis Rehak	D
8	238.	Cody Blanshan	D
8	246.	Igor Volkov	RW

<b>2004 (10)</b>			
1	16.	Petteri Nokelainen	C
2	47.	Blake Comeau	RW
3	82.	Sergei Ogorodnikov	C
4	115.	Wes O'Neill	D
5	148.	Steve Regier	LW
6	179.	Jaroslav Mrazek	D
7	210.	Emil Axelsson	D
7	227.	Chris Campoli	D
8	244.	Jason Pitton	LW
9	276.	Sylvain Michaud	G

<b>2005 (7)</b>			
1	15.	Ryan O'Marra	C
2	46.	Dustin Kohn	D
3	76.	Shea Guthrie	W
5	144.	Masi Marjamaki	LW
6	180.	Tyrell Mason	D
7	196.	Nick Tuzzolino	D
7	210.	Luciano Aquino	RW

RD	OVERALL	PLAYER	POS
<b>2006 (13)</b>			
1	7.	Kyle Okposo	RW
2	60.	Jesse Joensuu	W
3	70.	Robin Figren	W
4	100.	Rhett Rakhshani	RW
4	108.	Jase Weslosky	G
4	115.	Tomas Marcinko	C
4	119.	Doug Rogers	C
5	126.	Shane Sims	D
5	141.	Kim Johansson	W
6	160.	Andrew MacDonald	D
6	171.	Brian Day	R
6	173.	Stefan Ridderwall	G
7	190.	Troy Mattila	LW

<b>2007 (5)</b>			
3	62.	Mark Katic	D
3	76.	Jason Gregoire	LW
4	106.	Maxim Gratchev	LW
6	166.	Blake Kessel	D
7	196.	Simon Lacroix	D

<b>2008 (13)</b>			
1	9.	Josh Bailey	C
2	36.	Corey Trivino	C
2	40.	Aaron Ness	D
2	53.	Travis Hamonic	D
3	66.	David Toews	C
3	72.	Jyri Nieminen	D
3	73.	Kirill Petrov	RW
4	96.	Matt Donovan	D
4	102.	David Ullstrom	W
5	126.	Kevin Poulin	G
5	148.	Matt Martin	LW
6	156.	Jared Spurgeon	D
6	175.	Justin DiBenedetto	C

<b>2009 (7)</b>			
1	1.	John Tavares	C
1	12.	Calvin de Haan	D
2	31.	Mikko Koskinen	G
3	62.	Anders Nilsson	G
4	92.	Casey Cizikas	C
5	122.	Anton Klementyev	D
6	152.	Anders Lee	C



Butch Goring

## RETIRED NUMBERS

POTVIN

5

**DENIS POTVIN**

FEBRUARY 1, 1992

BOSSY

22

**MIKE BOSSY**

MARCH 3, 1992

SMITH

31

**BILLY SMITH**

FEBRUARY 20, 1993

NYSTROM

23

**BOBBY NYSTROM**

APRIL 1, 1995

GILLIES

9

**CLARK GILLIES**

DECEMBER 7, 1996

TROTTIER

19

**BRYAN TROTTIER**

OCTOBER 20, 2001

TORREY



*"The Architect"*

**BILL TORREY**

JANUARY 13, 2001

ARBOUR

739

**AL ARBOUR**

JANUARY 25, 1997

ARBOUR  
1500

**ARBOUR/1500**

NOVEMBER 3, 2007

## ALL-TIME ROSTER

<b>KEITH ACTON</b> 1993-94	C	<ul style="list-style-type: none"> <li>Claimed off waivers from Washington October 22, 1993.</li> <li>Retired July 1994.</li> </ul>
<b>BRUCE AFFLECK</b> 1983-84	D	<ul style="list-style-type: none"> <li>Signed as a free agent September 22, 1980.</li> <li>Retired following the 1983-84 season.</li> </ul>
<b>MICAH AIVAZOFF</b> 1995-96	C	<ul style="list-style-type: none"> <li>Signed as a free agent September 5, 1995.</li> <li>Became a free agent July 1996.</li> </ul>
<b>MIKAEL ANDERSSON</b> 1999-00	RW	<ul style="list-style-type: none"> <li>Acquired from Philadelphia with a 2000 fifth round selection in exchange for Gino Odjick on February 15, 2000.</li> <li>Became a free agent July 1, 2000.</li> </ul>
<b>NIKLAS ANDERSSON</b> 1995-96-1996-97 1999-00	LW	<ul style="list-style-type: none"> <li>Signed as a free agent August 30, 1994.</li> <li>Became a free agent July 1997.</li> <li>Acquired from Toronto in exchange for Ciriag Charron on August 17, 1999.</li> <li>Claimed by Nashville off waivers on January 20, 2000.</li> <li>Claimed off waivers from Nashville on February 20, 2000.</li> <li>Became a free agent July 1, 2000.</li> </ul>
<b>DAVE ARCHIBALD</b> 1996-97	C	<ul style="list-style-type: none"> <li>Signed as a free agent October 3, 1996.</li> <li>Released October 26, 1996.</li> </ul>
<b>DEREK ARMSTRONG</b> 1993-94-1996-97	C	<ul style="list-style-type: none"> <li>5th pick, 128th overall, in the 1992 Entry Draft.</li> <li>Became a free agent July 1997.</li> </ul>
<b>ARRON ASHAM</b> 2002-03-2006-07	RW	<ul style="list-style-type: none"> <li>Acquired from Montreal along with a fifth round pick in exchange for Mariusz Czerkawski on June 22, 2002.</li> <li>Became a free agent July 1, 2007.</li> </ul>
<b>ADRIAN AUCOIN</b> 2001-02-2004-05	D	<ul style="list-style-type: none"> <li>From Tampa Bay with Alexander Kharitinov for Mathieu Biron and a 2002 pick on June 22, 2001.</li> <li>Became a free agent August 2005.</li> </ul>
<b>JOSH BAILEY</b> 2008-09-	C	<ul style="list-style-type: none"> <li>1st pick, 9th overall in the 2008 Entry Draft</li> </ul>
<b>BOB BASSEN</b> 1985-86-1988-89	C	<ul style="list-style-type: none"> <li>Signed as a free agent in October 19, 1984.</li> <li>Traded with Steve Konroyd to Chicago for Gary Nylund and Marc Bergevin November 25, 1988.</li> </ul>
<b>SHAWN BATES</b> 2001-02-2007-08	RW	<ul style="list-style-type: none"> <li>Signed as a free agent on July 6, 2001.</li> <li>Contract bought out on June 27, 2008.</li> </ul>
<b>KEN BAUMGARTNER</b> 1989-90-1991-92	RW/D	<ul style="list-style-type: none"> <li>Traded by Los Angeles with Hubie McDonough for Mikko Makela November 29, 1989.</li> <li>Traded with Dave McLlwain to Toronto for Claude Loiselle and Daniel Marois March 10, 1992.</li> </ul>
<b>BOB BEERS</b> 1994-95-1995-96	D	<ul style="list-style-type: none"> <li>Signed as a free agent August 29, 1994.</li> <li>Became a free agent July 1996.</li> </ul>
<b>DEREK BEKAR</b> 2003-04-2004-05	LW	<ul style="list-style-type: none"> <li>Signed as a free agent September 10, 2003.</li> <li>Became a free agent July 2005.</li> </ul>
<b>JESSE BELANGER</b> 2000-2001	C	<ul style="list-style-type: none"> <li>Signed as a free agent on July 27, 2000.</li> <li>Became a free agent July, 2001.</li> </ul>
<b>KEN BELANGER</b> 1995-96-1998-99	LW	<ul style="list-style-type: none"> <li>Acquired from Toronto in three-team trade with Bryan Berard and Martin Straka for Kirk Muller and Wade Redden January 23, 1996.</li> <li>Traded to Boston in exchange for Ted Donato on November 7, 1998.</li> </ul>
<b>SEAN BENTIVOGLIO</b> 2008-09	LW	<ul style="list-style-type: none"> <li>Signed by the Islanders on May 27, 2007.</li> </ul>
<b>BRYAN BERARD</b> 1996-97-1998-99	D	<ul style="list-style-type: none"> <li>Acquired from Ottawa in three-team trade with Ken Belanger and Martin Straka for Kirk Muller and Wade Redden January 23, 1996.</li> <li>Traded with the Islanders' 1999 sixth round draft pick to Toronto in exchange for Felix Potvin and the Maple Leafs' 1999 sixth round draft pick (later traded to Tampa Bay) on January 9, 1999.</li> </ul>
2007-08		<ul style="list-style-type: none"> <li>Signed as a free agent on October 9, 2007.</li> <li>Became a free agent on July 1, 2008.</li> </ul>
<b>BILL BERG</b> 1988-89-1992-93	LW/D	<ul style="list-style-type: none"> <li>3rd pick, 59th overall, in the 1986 Entry Draft.</li> <li>Claimed by Toronto on waivers December 3, 1992.</li> </ul>
<b>SEAN BERGENHEIM</b> 2003-04	C	<ul style="list-style-type: none"> <li>1st pick, 22nd overall, in the 2002 Entry Draft.</li> </ul>
<b>MARC-ANDRE BERGERON</b> 2006-07-2007-08	D	<ul style="list-style-type: none"> <li>Acquired from Edmonton along with a 2008 third draft selection on February 18, 2007 for Denis Grebeshkov.</li> <li>Traded to Anaheim on February 26, 2007 for a 2008 third round draft selection.</li> </ul>
<b>MICHEL BERGERON</b> 1977-78	RW	<ul style="list-style-type: none"> <li>Traded by Detroit for Andre St. Laurent October 20, 1977.</li> <li>Traded to Washington for future considerations (25th pick in the 1979 Amateur Draft) on October 19, 1978.</li> </ul>
<b>MARC BERGEVIN</b> 1988-89-1989-90	D	<ul style="list-style-type: none"> <li>Traded with Gary Nylund from Chicago for Bob Bassen and Steve Konroyd on November 25, 1988.</li> <li>Traded to Hartford for future considerations October 31, 1990.</li> </ul>
<b>TODD BERTUZZI</b> 1995-96-1997-98	RW	<ul style="list-style-type: none"> <li>1st pick, 23rd overall, in 1993 Entry Draft.</li> <li>Traded with Bryan McCabe and a 1998 third round draft pick to Vancouver for Trevor Linden.</li> </ul>
<b>CRAIG BERUBE</b> 2000-01	D	<ul style="list-style-type: none"> <li>Acquired from Washington for a 9th round pick in the 2001 NHL Entry Draft on January 11, 2001.</li> <li>Became a Free Agent July, 2001.</li> </ul>
<b>MARTIN BIRON</b> 2009-10	G	<ul style="list-style-type: none"> <li>Signed as a free agent on July 22, 2009</li> </ul>

# ALL-TIME ROSTER (CONT.)

<b>MATHIEU BIRON</b> 1999-00–2000-01	D	<ul style="list-style-type: none"> <li>Acquired from Los Angeles with Olli Jokinen, Josh Green and the Kings' 1999 first round draft pick (Taylor Pyatt) by Zigmund Palffy, Bryan Smolinski and Marcel Cousineau on June 20, 1999. Traded with a 2nd round pick in the 2002 NHL Entry Draft to Tampa Bay for Alexander Kharitonov and Adrian Aucoin on June 22, 2001.</li> </ul>
<b>DON BLACKBURN</b> 1972-73	LW	<ul style="list-style-type: none"> <li>Obtained in 1972 Intra-League Draft from the NY Rangers. Sold to Minnesota on March 1, 1973.</li> </ul>
<b>JASON BLAKE</b> 2000-01–2006-07	C	<ul style="list-style-type: none"> <li>Acquired from Los Angeles for a conditional 2001 draft pick on January 3, 2001. Became a free agent on July 1, 2007.</li> </ul>
<b>ERIC BOGUNIECKI</b> 2006-07	RW	<ul style="list-style-type: none"> <li>Acquired from Columbus on October 25, 2006 for Ryan Caldwell. Became a free agent on July 1, 2007.</li> </ul>
<b>DARRYL BOOTLAND</b> 2007-08	RW	<ul style="list-style-type: none"> <li>Signed as a free agent on July 9, 2007. Traded to Anaheim for Matt Keith on January 9, 2008.</li> </ul>
<b>MIKE BOSSY</b> 1977-78–1987-88	RW	<ul style="list-style-type: none"> <li>1st pick, 15th overall, in 1977 Amateur Draft. Retired on October 24, 1988.</li> </ul>
<b>JOEL BOUCHARD</b> 2005-06–2006-07	D	<ul style="list-style-type: none"> <li>Signed as a free agent on August 18, 2005. Became a free agent on July 1, 2007.</li> </ul>
<b>BOB BOURNE</b> 1974-75–1985-86	C	<ul style="list-style-type: none"> <li>Traded by Kansas City for Bart Crashley on July 1, 1974. Claimed by Los Angeles in 1986 NHL Waiver Draft.</li> </ul>
<b>PAUL BOUTILIER</b> 1981-82 –1985-86	D	<ul style="list-style-type: none"> <li>1st pick, 21st overall, in 1981 Amateur Draft. Awarded to Boston as compensation for signing Brian Curran September 5, 1986.</li> </ul>
<b>RANDY BOYD</b> 1985-86–1986-87	D	<ul style="list-style-type: none"> <li>Acquired from Chicago in 1985 Waiver Draft. Claimed by Vancouver in 1987 NHL Waiver Draft.</li> </ul>
<b>KIP BRENNAN</b> 2007-08	LW	<ul style="list-style-type: none"> <li>Signed as a free agent on July 3, 2007. Became a free agent on July 1, 2009.</li> </ul>
<b>ERIC BREWER</b> 1998-99–1999-00	D	<ul style="list-style-type: none"> <li>2nd pick, 5th overall, in 1997 Entry Draft. Traded with Josh Green and the Islanders' 2nd round pick in the 2000 NHL Entry Draft (Brad Winchester) to Edmonton for Roman Hamrlik June 24, 2000.</li> </ul>
<b>ARIS BRIMANIS</b> 1999-00–2000-01	D	<ul style="list-style-type: none"> <li>Signed as a free agent on August 12, 1999. Became a free agent July, 2001.</li> </ul>
<b>RICHARD BRODEUR</b> 1979-80	G	<ul style="list-style-type: none"> <li>7th pick, 97th overall, in 1972 Amateur Draft. Obtained in 1979 Expansion Draft from Quebec. Traded to Vancouver for switch in 1981 Amateur Draft choices October 6, 1980.</li> </ul>
<b>ARNIE BROWN</b> 1972-73	D	<ul style="list-style-type: none"> <li>Traded by Detroit with Gerry Gray for Denis DeJordy and Don McLaughlin on October 5, 1972. Traded to Atlanta for Ernie Hicke and Bill MacMillan February 13, 1973.</li> </ul>
<b>SVEN BUTENSCHON</b> 2002-03–2004-05	D	<ul style="list-style-type: none"> <li>Acquired from Florida on October 11, 2002 in exchange for Juraj Kolnik and a 9th round pick in the 2003 Entry Draft. Became a free agent August, 2005.</li> </ul>
<b>SHAWN BYRAM</b> 1990-91	LW	<ul style="list-style-type: none"> <li>4th pick, 80th overall, in the 1986 Entry Draft. Released following the 1990-91 season.</li> </ul>
<b>RYAN CALDWELL</b> 2005-06–2006-07	D	<ul style="list-style-type: none"> <li>7th pick, 202nd overall, in the 2000 Entry Draft. Traded to Columbus for Eric Boguniecki on October 25, 2006.</li> </ul>
<b>JOE CALLAHAN</b> 2008-09	D	<ul style="list-style-type: none"> <li>Signed by the Islanders on July 8, 2008. Became a free agent on July 1, 2009.</li> </ul>
<b>CRAIG CAMERON</b> 1972-73–1974-75	RW	<ul style="list-style-type: none"> <li>Obtained in 1972 Expansion Draft from Minnesota. Traded to Minnesota for Jude Drouin January 7, 1975.</li> </ul>
<b>CHRIS CAMPOLI</b> 2005-06–2008-09	D	<ul style="list-style-type: none"> <li>8th pick, 227th overall, in the 2004 Entry Draft. Traded with Mike Comrie to Ottawa in exchange for Dean McAmmond and a first round pick in the 2009 Draft on Feb. 20, 2009.</li> </ul>
<b>BILL CARROLL</b> 1980-81–1983-84	C	<ul style="list-style-type: none"> <li>3rd pick, 38th overall, in 1979 Amateur Draft. Claimed by Edmonton in 1984 Waiver Draft.</li> </ul>
<b>ERIC CAIRNS</b> 1998-99–2003-04	D	<ul style="list-style-type: none"> <li>Claimed off waivers from NY Rangers on December 22, 1998. Became a free agent, July 1, 2004.</li> </ul>
<b>ZDENO CHARA</b> 1997-98–2000-01	D	<ul style="list-style-type: none"> <li>3rd pick, 56th overall, in the 1996 Entry Draft. Traded with Bill Muckalt and the Islanders' first round pick (Jason Spezza) in the 2001 NHL Entry Draft to Ottawa for Alexei Yashin on June 23, 2001.</li> </ul>
<b>VLADIMIR CHEBATURKIN</b> 1997-98–1999-00	D	<ul style="list-style-type: none"> <li>3rd pick, 66th overall, in the 1993 Entry Draft. Became a free agent July, 2000.</li> </ul>
<b>TOM CHORSKE</b> 1997-98–1998-99	LW	<ul style="list-style-type: none"> <li>Claimed off waivers from Ottawa on September 28, 1997. Traded with the Islanders' 1999 eighth round draft pick to Washington in exchange for the Capitals' 1999 sixth round selection on October 16, 1998.</li> </ul>
<b>DEAN CHYNOWETH</b> 1988-89–1995-96	D	<ul style="list-style-type: none"> <li>1st pick, 13th overall, in the 1987 Entry Draft. Traded to Boston for a 1996 fifth round draft pick December 9, 1995.</li> </ul>
<b>DAVID CHYZOWSKI</b> 1989-90–1994-95	LW	<ul style="list-style-type: none"> <li>1st pick, 2nd overall, in the 1989 Entry Draft. Became a free agent August 1995.</li> </ul>
<b>WENDEL CLARK</b> 1995-96	LW	<ul style="list-style-type: none"> <li>Acquired from Colorado in three team trade for Steve Thomas October 3, 1995. Traded to Toronto with Mathieu Schneider and D.J. Smith for Kenny Jonsson, Darby Hendrickson, Sean Haggerty and a 1997 first round draft choice March 13, 1996.</li> </ul>
<b>FREDERIC CLOUTIER</b> 2005-06	G	<ul style="list-style-type: none"> <li>Signed as a free agent on January 5, 2006. Became a free agent, July 1, 2006.</li> </ul>

## ALL-TIME ROSTER (CONT.)

<b>DANTON COLE</b> 1995-96	RW	<ul style="list-style-type: none"> <li>Signed as a free agent September 5, 1995.</li> </ul>
<b>KEVIN COLLEY</b> 2005-06	C	<ul style="list-style-type: none"> <li>Traded to Chicago for Bob Halkidis February 2, 1996.</li> <li>Signed as a free agent on June 10, 2004.</li> <li>Announced retirement on February 24, 2006.</li> </ul>
<b>ROB COLLINS</b> 2005-06	LW	<ul style="list-style-type: none"> <li>Signed as a free agent on September 1, 2003.</li> <li>Became a free agent on July 1, 2006.</li> </ul>
<b>JEREMY COLLITON</b> 2005-06–2008-09	C	<ul style="list-style-type: none"> <li>4th pick, 58th overall, in the 2003 Entry Draft.</li> <li>Became a free agent on July 1, 2009</li> </ul>
<b>BLAKE COMEAU</b> 2006-07–	C/RW	<ul style="list-style-type: none"> <li>2nd pick, 47th overall, in the 2004 Entry Draft.</li> </ul>
<b>MIKE COMRIE</b> 2007-08–2008-09	C	<ul style="list-style-type: none"> <li>Signed as a free agent on July 5, 2007.</li> <li>Traded with Chris Campoli to Ottawa in exchange for Dean McAmmond and a first round pick in the 2009 Draft on Feb. 20, 2009</li> </ul>
<b>PAT CONACHER</b> 1995-96	LW	<ul style="list-style-type: none"> <li>Acquired from Calgary with a 1997 sixth round draft pick for Bob Sweeney on March 20, 1996</li> <li>Became a free agent July 1996.</li> </ul>
<b>TIM CONNOLLY</b> 1999-00–2000-01	C	<ul style="list-style-type: none"> <li>1st pick, 5th overall, in the 1999 Entry Draft.</li> <li>Traded with Taylor Pyatt to Buffalo for Michael Peca on June 24, 2001.</li> </ul>
<b>BOB COOK</b> 1973-74–1974-75	RW	<ul style="list-style-type: none"> <li>Traded by Detroit with Ralph Stewart for Ken Murray and Brian Lavender January 17, 1973.</li> <li>Sold to Minnesota January 5, 1975.</li> </ul>
<b>NEAL COULTER</b> 1985-86–1987-88	RW	<ul style="list-style-type: none"> <li>4th pick (3rd round) in 1981 Amateur Draft, 63rd overall.</li> <li>Released on June 30, 1988.</li> </ul>
<b>MARCEL COUSINEAU</b> 1998-99	G	<ul style="list-style-type: none"> <li>Signed as a free agent on July 14, 1998.</li> <li>Traded with Zigmund Palffy and Bryan Smolinski to Los Angeles in exchange for Olli Jokinen, Josh Green, Mathieu Biron and the Kings' 1999 first round draft pick (Taylor Pyatt) on June 20, 1999.</li> </ul>
<b>ADAM CREIGHTON</b> 1991-92	C	<ul style="list-style-type: none"> <li>Acquired from Chicago with Steve Thomas for Brent Sutter and Brad Lauer on October 25, 1991.</li> <li>Claimed by Tampa Bay in the 1992 Waiver Draft.</li> </ul>
<b>TERRY CRISP</b> 1972-73	C	<ul style="list-style-type: none"> <li>Obtained in 1972 Expansion Draft from St. Louis.</li> <li>Traded to Philadelphia for Jean Potvin and Glen Irwin March 5, 1973.</li> </ul>
<b>DOUG CROSSMAN</b> 1989-90–1990-91	D	<ul style="list-style-type: none"> <li>Obtained by the Islanders May 23, 1989 to complete a Feb. 22, 1989 trade in which sent the Islanders Kelly Hrucey to Los Angeles for Wayne McBean and Mark Fitzpatrick.</li> <li>Traded to Hartford for Ray Ferraro November 13, 1990.</li> </ul>
<b>TED CROWLEY</b> 1998-99	D	<ul style="list-style-type: none"> <li>Acquired from Colorado in exchange for Mike Gaul on December 15, 1998.</li> <li>Became a free agent July 1999.</li> </ul>
<b>JIM CUMMINS</b> 2001-02	RW	<ul style="list-style-type: none"> <li>Acquired from Anaheim in exchange for Dave Roche on January 17, 2002.</li> <li>Became a free agent July, 2002.</li> </ul>
<b>BRIAN CURRAN</b> 1986-87–1987-88	D	<ul style="list-style-type: none"> <li>Signed as a free agent August 29, 1986.</li> <li>Traded to Toronto March 8, 1988 for future considerations (NYI draft Pavel Gross).</li> </ul>
<b>MARIUSZ CZERKAWSKI</b> 1997-98–2001-02	RW	<ul style="list-style-type: none"> <li>Acquired from Edmonton for Dan Lacouture on August 25, 1997.</li> <li>Traded to Montreal for Arron Asham and a fifth round pick in 2002 (Markus Paulsson).</li> <li>Signed as a free agent July 17, 2003.</li> <li>Became a free agent July 2004.</li> </ul>
<b>J.J. DAIGNEAULT</b> 1997-98	D	<ul style="list-style-type: none"> <li>Acquired from Anaheim with Joe Sacco and Mark Janssens for Travis Green, Doug Houda and Tony Tuzzolino on February 6, 1998.</li> <li>Claimed on June 26, 1998 by Nashville in the Expansion Draft.</li> </ul>
<b>BRAD DALGARNO</b> 1985-86–1988-89	RW	<ul style="list-style-type: none"> <li>1st pick, 6th overall, in 1985 Amateur Draft.</li> <li>Retired October, 1989.</li> <li>Returned September of 1990.</li> <li>Became a free agent July 1996.</li> </ul>
<b>ROD DALLMAN</b> 1987-88–1989-90	LW	<ul style="list-style-type: none"> <li>8th pick (6th round), 118th overall, in 1985 Entry Draft.</li> <li>Became a free agent July 1, 1990.</li> </ul>
<b>YANN DANIS</b> 2008-09	G	<ul style="list-style-type: none"> <li>Signed by the Islanders on July 2, 2008.</li> <li>Became a free agent on July 1, 2009.</li> </ul>
<b>CRAIG DARBY</b> 1994-95–1995-96	C	<ul style="list-style-type: none"> <li>Acquired from Montreal with Kirk Muller and Mathieu Schneider for Pierre Turgeon and Vladimir Malakhov on April 5, 1995.</li> <li>Claimed off waivers by Philadelphia June 4, 1996.</li> </ul>
<b>JOHAN DAVIDSSON</b> 1999-00	C	<ul style="list-style-type: none"> <li>Acquired from Anaheim in exchange for Jorgen Jonsson on March 10, 2000.</li> <li>Became a free agent July, 2000.</li> </ul>
<b>ROB DAVISON</b> 2007-08	D	<ul style="list-style-type: none"> <li>Acquired from San Jose for a 2008 seventh round draft selection on February 26, 2008.</li> <li>Became a free agent on July 1, 2008.</li> </ul>
<b>JASON DAWE</b> 1997-98–1998-99	RW	<ul style="list-style-type: none"> <li>Acquired from Buffalo for Paul Kruse and Jason Holland on March 24, 1998.</li> <li>Claimed off waivers by Montreal on December 15, 1998.</li> </ul>
<b>JOE DAY</b> 1993-94	LW	<ul style="list-style-type: none"> <li>Signed as a free agent August 24, 1993</li> <li>Became a free agent July 1994.</li> </ul>
<b>GERRY DESJARDINS</b> 1972-73–1973-74	G	<ul style="list-style-type: none"> <li>Obtained in 1972 Expansion Draft from Chicago.</li> <li>Defected and traded to Buffalo for Gary Lariviere March 3, 1975.</li> </ul>
<b>JARRETT DEULING</b> 1995-96–1996-97	LW	<ul style="list-style-type: none"> <li>2nd pick (third round), 56th overall, in 1992 Entry Draft.</li> <li>Became a free agent July 1997.</li> </ul>

# ALL-TIME ROSTER (CONT.)

<b>KEVIN DEVINE</b> 1982-83	LW	<ul style="list-style-type: none"> <li>Signed as a free agent in October 9, 1979. Became a free agent July 1984.</li> </ul>
<b>GERALD DIDUCK</b> 1984-85-1989-90	D	<ul style="list-style-type: none"> <li>Selected in the 1st round (16th overall) in 1983 Amateur Draft. Traded to Montreal for Craig Ludwig Sept. 4, 1990.</li> </ul>
<b>RICK DIPIETRO</b> 2000-01-	G	<ul style="list-style-type: none"> <li>Selected in the first round (1st overall) of the 2000 NHL Entry Draft.</li> </ul>
<b>ROB DIMAIO</b> 1988-89-1991-92	C	<ul style="list-style-type: none"> <li>6th pick, 118th overall, in the 1987 Entry Draft. Claimed by Tampa Bay in the 1992 Expansion Draft.</li> </ul>
<b>GORD DINEEN</b> 1982-83-1987-88 1994-95	D	<ul style="list-style-type: none"> <li>2nd pick, 42nd overall, in 1981 Amateur Draft. Traded to Minnesota March 8, 1988 for Chris Pryor and future considerations.</li> <li>Signed as a free agent August 2, 1994. Claimed by Florida off waivers February 5, 1996.</li> </ul>
<b>TED DONATO</b> 1998-99 2001-02	LW	<ul style="list-style-type: none"> <li>Acquired from Boston in exchange for Ken Belanger on November 7, 1998. Traded to Ottawa in exchange for the Senators' 1999 fourth round draft pick.</li> <li>Signed as a free agent on January 17, 2002. Claimed off waivers by Los Angeles January 30, 2002.</li> </ul>
<b>MIKE DONNELLY</b> 1996-97	LW	<ul style="list-style-type: none"> <li>Signed as a free agent on August 19, 1996. Became a free agent July 1997.</li> </ul>
<b>JIM DOWD</b> 1996-97	C	<ul style="list-style-type: none"> <li>Acquired from Vancouver in the Waiver Draft on September 30, 1996. Became free agent July 1997.</li> </ul>
<b>TOM DRAPER</b> 1993-94	G	<ul style="list-style-type: none"> <li>Acquired from Buffalo for future considerations September 30, 1993. Became a free agent July 1994.</li> </ul>
<b>JUDE DROUIN</b> 1974-75-1977-78	C	<ul style="list-style-type: none"> <li>Traded by Minnesota for Craig Cameron January 7, 1975. Became a free agent July 1978.</li> </ul>
<b>TED DRURY</b> 1999-00	C	<ul style="list-style-type: none"> <li>Acquired from Anaheim for Tony Hrkac and Dean Malkoc on October 28, 1999. Selected by Columbus in the NHL Expansion Draft on June 23, 2000.</li> </ul>
<b>WADE DUBIELEWICZ</b> 2003-04-2007-08	G	<ul style="list-style-type: none"> <li>Signed by the Islanders after completing his final season at Denver University in 2003. Became a free agent on July 1, 2008.</li> </ul>
<b>MIKE DUNHAM</b> 2006-07	G	<ul style="list-style-type: none"> <li>Signed as a free agent on September 29, 2006. Became a free agent on July 1, 2007.</li> </ul>
<b>DALLAS EAKINS</b> 1999-00	D	<ul style="list-style-type: none"> <li>Signed as a free agent on August 12, 1999. Traded to Chicago for future considerations on March 3, 2000.</li> </ul>
<b>JOHN ERSKINE</b> 2005-06	D	<ul style="list-style-type: none"> <li>Acquired from Dallas along with a second round selection in the 2006 Entry Draft on January 10, 2006 for Janne Niinimaa and a seventh round selection in the 2007 Entry Draft. Became a free agent June 2006.</li> </ul>
<b>SHAWN EVANS</b> 1989-90	D	<ul style="list-style-type: none"> <li>Signed as a free agent June 29, 1988. Released following the 1989-90 season.</li> </ul>
<b>DREW FATA</b> 2006-07-2007-08	D	<ul style="list-style-type: none"> <li>Signed as a free agent on February 4, 2007. Became a free agent on July 1, 2008.</li> </ul>
<b>RUSLAN FEDOTENKO</b> 2007-08	LW	<ul style="list-style-type: none"> <li>Signed as a free agent on July 4, 2007. Became a free agent on July 1, 2008.</li> </ul>
<b>CHRIS FERRARO</b> 1999-00	C/RW	<ul style="list-style-type: none"> <li>Signed as a free agent on July 7, 1999. Became a free agent in July, 2000.</li> </ul>
<b>RAY FERRARO</b> 1990-91-1994-95	C	<ul style="list-style-type: none"> <li>Traded by Hartford for Doug Crossman on November 13, 1990. Became a free agent July 1995.</li> </ul>
<b>ERIC FICHAUD</b> 1995-96-1997-98	G	<ul style="list-style-type: none"> <li>Acquired from Toronto for Benoit Hogue, a 1995 third round selection (Ryan Peperall) and a 1996 fifth round pick on April 6, 1995. Traded to Edmonton for Mike Watt on June 18, 1997.</li> </ul>
<b>JEFF FINLEY</b> 1987-88-1991-92	D	<ul style="list-style-type: none"> <li>4th pick (3rd round), 55th overall, in 1985 Entry Draft. Traded to Ottawa for Chris Luongo on June 30, 1993.</li> </ul>
<b>TOM FITZGERALD</b> 1988-89-1992-93	C/RW	<ul style="list-style-type: none"> <li>1st pick, 17th overall, in the 1986 Entry Draft. Claimed by Florida in the 1993 Expansion Draft.</li> </ul>
<b>MARK FITZPATRICK</b> 1988-89-1992-93	G	<ul style="list-style-type: none"> <li>Acquired from Los Angeles with Wayne McBean and future considerations (Doug Crossman) for Kelly Hrudefy on February 22, 1989. Traded to Quebec with a 1993 first round draft choice (Adam Deadmarsh) for Ron Hextall and a 1993 first round draft choice (Todd Bertuzzi) on June 20, 1993.</li> </ul>
<b>WADE FLAHERTY</b> 1997-98-2000-01	G	<ul style="list-style-type: none"> <li>Signed as a free agent on July 1, 1997. Traded to Tampa Bay for a conditional draft pick on February 22, 2001.</li> </ul>
<b>PATRICK FLATLEY</b> 1983-84-1995-96	RW	<ul style="list-style-type: none"> <li>1st pick, 21st overall, in 1982 Amateur Draft. Became a free agent July, 1996.</li> </ul>
<b>DAVE FORTIER</b> 1974-75-1975-76	D	<ul style="list-style-type: none"> <li>Obtained in 1974 Reverse NHL Draft from Philadelphia. Traded to Vancouver in October 1976 for future considerations.</li> </ul>
<b>COREY FOSTER</b> 1996-97	D	<ul style="list-style-type: none"> <li>Acquired from Pittsburgh in the Waiver Draft on September 30, 1996. Became a free agent July, 1997.</li> </ul>
<b>IAIN FRASER</b> 1992-93	LW	<ul style="list-style-type: none"> <li>14th pick, 233rd overall, in the 1989 Entry Draft. Became a free agent July, 1993.</li> </ul>

# ALL-TIME ROSTER (CONT.)

<b>JAMIE FRASER</b> 2008-09	D	<ul style="list-style-type: none"> <li>Signed by the Islanders on December 20, 2006. Became a free agent July 1, 2009.</li> </ul>
<b>MITCH FRITZ</b> 2008-09	LW	<ul style="list-style-type: none"> <li>Signed by the Islanders on July 3, 2008. Became a free agent July 1, 2009.</li> </ul>
<b>PAUL GAGNE</b> 1989-90	LW	<ul style="list-style-type: none"> <li>Traded by Toronto with Jack Capuano and Derek Laxdal for Gilles Thibaudeau and Mike Stevens December 20, 1989. Became a free agent July 1990.</li> </ul>
<b>GERMAIN GAGNON</b> 1972-73-1973-74	LW	<ul style="list-style-type: none"> <li>Purchased from Montreal with Denis DeJordy, Glenn Resch, Tony Featherstone and Murray Anderson on June 6, 1972. Traded to Chicago for Walt Ledingham March 7, 1974.</li> </ul>
<b>GARRY GALLEY</b> 2000-01	D	<ul style="list-style-type: none"> <li>Signed as a free agent on September 10, 2000. Retired following the 2000-01 season.</li> </ul>
<b>BRUNO GERVAIS</b> 2005-06-	D	<ul style="list-style-type: none"> <li>6th pick, 182th overall, in 2003 Entry Draft.</li> </ul>
<b>GREG GILBERT</b> 1981-82-1988-89	LW	<ul style="list-style-type: none"> <li>5th pick, 80th overall, in 1980 Amateur Draft. Traded to Chicago for future considerations March 7, 1989 (NYI draft Steve Young).</li> </ul>
<b>CLARK GILLIES</b> 1974-75-1985-86	LW	<ul style="list-style-type: none"> <li>1st pick, 4th overall, in 1974 Amateur Draft. Claimed by Buffalo in NHL Waiver Draft October 1986.</li> </ul>
<b>RAY GIROUX</b> 1999-00-2001-02	D	<ul style="list-style-type: none"> <li>Acquired from Philadelphia for a 2000 sixth round draft pick on August 25, 1998. Became a free agent July, 2002.</li> </ul>
<b>ERIC GODARD</b> 2002-03-2005-06	RW	<ul style="list-style-type: none"> <li>Acquired from Florida on June 22, 2002 for a 3rd-round pick in the 2002 NHL Entry Draft. Became a free agent on July 1, 2006.</li> </ul>
<b>BUTCH GORING</b> 1979-80-1984-85	C	<ul style="list-style-type: none"> <li>Traded from Los Angeles for Bill Harris and Dave Lewis March 10, 1980. Claimed via waivers by Boston January 8, 1985.</li> </ul>
<b>GERRY GRAY</b> 1972-73	G	<ul style="list-style-type: none"> <li>Traded by Detroit with Arnie Brown for Denis DeJordy and Don McLaughlin October 5, 1972. Defected and released June 1973.</li> </ul>
<b>DENIS GREBESHKOV</b> 2005-06	D	<ul style="list-style-type: none"> <li>Acquired with Jeff Tambellini from Los Angeles on March 8, 2006 for Mark Parrish, Brent Sopel and a conditional draft selection in the 2006 Entry Draft. Traded to Edmonton on February 18, 2007.</li> </ul>
<b>JOSH GREEN</b> 1999-00	LW	<ul style="list-style-type: none"> <li>Acquired from Los Angeles with Olli Jokinen, Mathieu Biron and the Kings' 1999 first round draft pick (Taylor Pyatt) for Zigmund Palffy, Bryan Smolinski and Marcel Cousineau on June 20, 1999. Traded to Edmonton with Eric Brewer and the Islanders 2000 2nd round draft pick for Roman Hamrlik on June 24, 2000.</li> </ul>
<b>RICK GREEN</b> 1991-92	D	<ul style="list-style-type: none"> <li>Acquired from Detroit with future considerations for the rights to Alan Kerr May 28, 1991-92. Retired July 1992.</li> </ul>
<b>TRAVIS GREEN</b> 1992-93-1997-98	C	<ul style="list-style-type: none"> <li>2nd pick, 23rd overall, in 1989 Entry Draft. Traded with Doug Houda and Tony Tuzzolino to Anaheim for Joe Sacco, J.J. Daigneault and Mark Janssens on February 6, 1998.</li> </ul>
<b>RICHARD GRENIER</b> 1972-73	C	<ul style="list-style-type: none"> <li>5th pick in 1972 Amateur Draft. Released June, 1975.</li> </ul>
<b>BRENT GRIEVE</b> 1993-94	LW	<ul style="list-style-type: none"> <li>4th pick, 65th overall, in 1989 Entry Draft. Traded to Edmonton for Marc Laforge on December 15, 1993.</li> </ul>
<b>JARI GRONSTRAND</b> 1989-90-1990-91	D	<ul style="list-style-type: none"> <li>Claimed on waivers from Quebec on November 21, 1989. Released in the off-season, 1991.</li> </ul>
<b>PAUL GUAY</b> 1990-91	RW	<ul style="list-style-type: none"> <li>Signed by the Islanders as a free agent August 13, 1990. Released following the 1990-91 season.</li> </ul>
<b>BILL GUERIN</b> 2007-08-2008-09	RW	<ul style="list-style-type: none"> <li>Signed as a free agent on July 5, 2007.</li> </ul>
<b>ARI HAANPAA</b> 1985-86-1987-88	RW	<ul style="list-style-type: none"> <li>5th pick (4th round), 83rd overall, in 1984 Amateur Draft. Became free agent July, 1988.</li> </ul>
<b>JEFF HACKETT</b> 1988-89-1990-91	G	<ul style="list-style-type: none"> <li>2nd pick, 34th overall, in the 1987 Entry Draft. Claimed by San Jose in the 1991 NHL Expansion Draft.</li> </ul>
<b>SEAN HAGGERTY</b> 1997-98-1999-00	LW	<ul style="list-style-type: none"> <li>Acquired from Toronto with Kenny Jonsson, Darby Hendrickson and Toronto's 1st round selection in 1997 (Roberto Luongo) for Wendel Clark, Mathieu Schneider and D.J. Smith on March 13, 1997. Claimed by Nashville off waivers on May 23, 2000.</li> </ul>
<b>KEVIN HALLER</b> 2000-01-2001-02	D	<ul style="list-style-type: none"> <li>Signed as a free agent on July 3, 2000. Retired following 2001-02 season.</li> </ul>
<b>BOB HALKIDIS</b> 1995-96	D	<ul style="list-style-type: none"> <li>Acquired from Chicago for Danton Cole on February 2, 1996. Became a free agent, July 1996.</li> </ul>
<b>MATS HALLIN</b> 1982-83-1984-85	LW	<ul style="list-style-type: none"> <li>Signed by Islanders June 21, 1981. Traded to Minnesota for future considerations September 9, 1985.</li> </ul>
<b>JEFF HAMILTON</b> 2003-04-2005-06	C	<ul style="list-style-type: none"> <li>Signed by Islanders August 6, 2002. Became a free agent July, 2006.</li> </ul>
<b>ROMAN HAMRLIK</b> 2000-01-2004-05	D	<ul style="list-style-type: none"> <li>Acquired from Edmonton in exchange for Erick Brewer, Josh Green and the Islanders' 2nd round selection (Brad Winchester) in the 2001 NHL Entry Draft on June 24, 2000. Became a free agent August, 2005.</li> </ul>



# ALL-TIME ROSTER (CONT.)

<b>MARK HAMWAY</b> 1984-85-1986-87	RW	<ul style="list-style-type: none"> <li>8th pick, 143rd overall, in 1980 Amateur Draft. Retired in February, 1987.</li> </ul>
<b>RON HANDY</b> 1984-85	LW	<ul style="list-style-type: none"> <li>3rd pick, 57th overall, in 1981 Amateur Draft. Became free agent July, 1985.</li> </ul>
<b>RICHIE HANSEN</b> 1976-77-1978-79	LW	<ul style="list-style-type: none"> <li>7th pick, 119th overall, in 1975 Amateur Draft. Selected in 1979 Expansion Draft by Minnesota.</li> </ul>
<b>DAVID HARLOCK</b> 1998-99	D	<ul style="list-style-type: none"> <li>Signed as a free agent on August 19, 1998. Claimed in the Expansion Draft by Atlanta on June 25, 1999.</li> </ul>
<b>BILL HARRIS</b> 1972-73-1979-80	RW	<ul style="list-style-type: none"> <li>1st pick, 1st overall, in 1972 Amateur Draft. Traded to Los Angeles with Dave Lewis for Butch Goring March 10, 1980.</li> </ul>
<b>GERRY HART</b> 1972-73-1978-79	D	<ul style="list-style-type: none"> <li>Obtained in 1972 Expansion Draft from Detroit. Selected by Quebec in 1979 Expansion Draft.</li> </ul>
<b>NEIL HAWRYLIW</b> 1981-82	LW	<ul style="list-style-type: none"> <li>Signed as a free agent in October 10, 1978. Became free agent July 1984.</li> </ul>
<b>GLENN HEALY</b> 1989-90-1992-93	G	<ul style="list-style-type: none"> <li>Signed as a free agent August 16, 1989. Claimed by Anaheim in the 1993 Expansion draft.</li> </ul>
<b>RAIMO HELMINEN</b> 1988-89	C	<ul style="list-style-type: none"> <li>Signed as a free agent June 1, 1988. Contract terminated by the Islanders April 1989.</li> </ul>
<b>LORNE HENNING</b> 1972-73-1980-81	C	<ul style="list-style-type: none"> <li>2nd pick, 17th overall, in 1972 Amateur Draft. Retired after 1980-81 season.</li> </ul>
<b>DARBY HENDRICKSON</b> 1995-96-1996-97	C/LW	<ul style="list-style-type: none"> <li>Acquired from Toronto with Kenny Jonsson, Sean Haggerty and a 1997 first round draft selection for Wendel Clark, Mathieu Schneider and D.J. Smith on March 13, 1996. Traded to Toronto for a conditional fifth or sixth round pick in the 1998 Entry Draft.</li> </ul>
<b>DALE HENRY</b> 1984-85-1989-90	LW	<ul style="list-style-type: none"> <li>10th pick (8th round), 163rd overall, in 1983 Amateur Draft. Became a free agent July 1990.</li> </ul>
<b>IAN HERBERS</b> 1999-00	D	<ul style="list-style-type: none"> <li>Acquired from Tampa Bay for a 2000 seventh round draft pick on March 9, 2000. Released following the 1999-00 season.</li> </ul>
<b>JASON HERTER</b> 1995-96	D	<ul style="list-style-type: none"> <li>Signed as a free agent September 7, 1995. Became a free agent July 1996.</li> </ul>
<b>JAMIE HEWARD</b> 1999-00	D	<ul style="list-style-type: none"> <li>Signed as a free agent on July 7, 1999. Claimed off waivers by Columbus on May 26, 2000.</li> </ul>
<b>RON HEXTALL</b> 1993-94	G	<ul style="list-style-type: none"> <li>Acquired from Quebec with a 1993 first round draft choice (Todd Bertuzzi) for Mark Fitzpatrick and a 1993 first round draft choice (Adam Deadmarsh) June 20, 1993. Traded to Philadelphia with a sixth round choice in 1995 for Tommy Soderstrom September 22, 1994.</li> </ul>
<b>ERNIE HICKE</b> 1973-74-1974-75	C/LW	<ul style="list-style-type: none"> <li>Traded by Atlanta with Bill MacMillan for Arnie Brown February 13, 1973. Traded to Minnesota with Doug Rombough for J.P. Parise January 5, 1975.</li> </ul>
<b>ANDY HILBERT</b> 2006-07-2008-09	LW	<ul style="list-style-type: none"> <li>Signed as a free agent on July 4, 2006. Became a free agent on July 1, 2009</li> </ul>
<b>SEAN HILL</b> 2006-07	D	<ul style="list-style-type: none"> <li>Signed as a free agent on August 15, 2006. Became a free agent on July 1, 2007.</li> </ul>
<b>JACK HILLEN</b> 2007-08-	D	<ul style="list-style-type: none"> <li>Signed as a free agent on April 1, 2008.</li> </ul>
<b>RANDY HILLIER</b> 1991-92	D	<ul style="list-style-type: none"> <li>Signed as a free agent July 5, 1991. Traded to Buffalo with Randy Wood, Pat LaFontaine and future considerations for Pierre Turgeon, Uwe Krupp, Benoit Hogue and Dave McLlwain October 25, 1991.</li> </ul>
<b>GORAN HOGOSTA</b> 1977-78	G	<ul style="list-style-type: none"> <li>Obtained from the Swedish National Team June 1977. Traded to Quebec in exchange for Richard Brodeur August 1979.</li> </ul>
<b>BERNIT HOGUE</b> 1991-92-1994-95	C/LW	<ul style="list-style-type: none"> <li>Acquired from Buffalo with Pierre Turgeon, Uwe Krupp and Dave McLlwain for Pat LaFontaine, Randy Wood, Randy Hillier and future considerations October 25, 1991. Traded to Toronto for a 1995 third round draft choice (Ryan Pepperal) and a 1996 fifth round draft selection for Eric Fichaud on April 6, 1995.</li> </ul>
<b>JASON HOLLAND</b> 1996-97-1997-98	D	<ul style="list-style-type: none"> <li>2nd pick, 38th overall, in 1994 Entry Draft. Traded with Paul Kruse to Buffalo for Jason Dawe on March 24, 1998.</li> </ul>
<b>MIKE HORDY</b> 1978-79-1979-80	D	<ul style="list-style-type: none"> <li>5th pick, 86th overall, in 1976 Amateur Draft. Contract terminated after 1981-82 season.</li> </ul>
<b>DOUG HOUDA</b> 1996-97-1997-98	D	<ul style="list-style-type: none"> <li>Signed as a free agent October 26, 1996. Traded with Travis Green and Tony Tuzzolino to Anaheim for Joe Sacco, J.J. Daigneault and Mark Janssens on February 6, 1997.</li> </ul>
<b>MIKE HOUGH</b> 1997-98-1998-99	LW	<ul style="list-style-type: none"> <li>Signed as a free agent on July 1, 1997. Released in December, 1998.</li> </ul>
<b>GARRY HOWATT</b> 1972-73-1982-83	LW	<ul style="list-style-type: none"> <li>13th pick, 144th overall, in 1972 Amateur Draft. Traded to Hartford for a 1983 fifth draft choice October 2, 1983.</li> </ul>
<b>SCOTT HOWSON</b> 1984-85-1985-86	C	<ul style="list-style-type: none"> <li>Signed as free agent August 25, 1981. Became free agent July. 1985.</li> </ul>
<b>TONY HRKAC</b> 1999-00	C	<ul style="list-style-type: none"> <li>Signed as a free agent on July 29, 1999. Traded to Anaheim with Dean Malkoc for Ted Drury on October 28, 1999.</li> </ul>

# ALL-TIME ROSTER (CONT.)

<b>KELLY HRUDEY</b> 1984-85–1988-89	G	<ul style="list-style-type: none"> <li>2nd pick, 38th overall, in 1980 Amateur Draft.</li> <li>Traded to Los Angeles for Wayne McBean, Mark Fitzpatrick and future considerations (Doug Crossman) on February 22, 1989.</li> </ul>
<b>DAVE HUDSON</b> 1972-73–1973-74	C	<ul style="list-style-type: none"> <li>Obtained in 1972 Expansion Draft from Chicago.</li> <li>Selected by Kansas City in 1974 Expansion Draft.</li> </ul>
<b>BRENT HUGHES</b> 1996-97	LW	<ul style="list-style-type: none"> <li>Signed as a free agent on August 9, 1996.</li> <li>Became a free agent on July, 1997.</li> </ul>
<b>TRENT HUNTER</b> 2001-02-	RW	<ul style="list-style-type: none"> <li>Acquired from Anaheim in exchange for a 4th-round pick in the 2000 Entry Draft on May 23, 2000.</li> </ul>
<b>MIKE IGGULDEN</b> 2008-09	RW	<ul style="list-style-type: none"> <li>Signed by the Islanders on July 2, 2008.</li> <li>Became a free agent on July 1, 2009.</li> </ul>
<b>BRAD ISBITER</b> 1999-00–2002-03	LW	<ul style="list-style-type: none"> <li>Acquired from Phoenix with a 1999 3rd round pick (Brian Collins) for Robert Reichel, New York's 1999 3rd round pick and Ottawa's 1999 4th round pick (previously acquired for Ted Donato) on March 20, 1999.</li> <li>Traded to Edmonton along with Raffi Torres in exchange for Janne Niinimaa and a 2nd round pick in the 2003 NHL Entry Draft on March 11, 2003.</li> </ul>
<b>DANE JACKSON</b> 1997-98	RW	<ul style="list-style-type: none"> <li>Signed as a free agent on July 18, 1997.</li> <li>Became a free agent July, 1999.</li> </ul>
<b>TIM JACKMAN</b> 2007-08-	RW	<ul style="list-style-type: none"> <li>Signed as a free agent on July 5, 2007.</li> </ul>
<b>CRAIG JANNEY</b> 1998-99	C	<ul style="list-style-type: none"> <li>Acquired from Tampa Bay in exchange for Toronto's 1999 sixth round draft pick (previously acquired for Bryan Berard) on January 18, 1999.</li> <li>Became a free agent July, 1999.</li> </ul>
<b>MARK JANSSENS</b> 1997-98	C	<ul style="list-style-type: none"> <li>Acquired from Anaheim with Joe Sacco and J.J. Daigneault for Travis Green, Doug Houda and Tony Tuzzolino on February 6, 1998.</li> <li>Traded to Phoenix for a 1998 ninth round draft selection on March 24, 1998.</li> </ul>
<b>COLE JARRETT</b> 2005-06	D	<ul style="list-style-type: none"> <li>Signed as a free agent on September 10, 2003.</li> <li>Became a free agent July 1, 2006.</li> </ul>
<b>JESSE JOENSUU</b> 2008-09-	LW	<ul style="list-style-type: none"> <li>2nd pick, 60th overall in the 2006 Entry Draft.</li> </ul>
<b>GLENN JOHANNESSEN</b> 1985-86	D	<ul style="list-style-type: none"> <li>11th pick, 206th overall, in 1980 Amateur Draft.</li> <li>Released following the 1990-91 season.</li> </ul>
<b>ANDREAS JOHANSSON</b> 1995-96–1996-97	C/LW	<ul style="list-style-type: none"> <li>7th pick, 136th overall, in 1991 Entry Draft.</li> <li>Traded to Pittsburgh with Darius Kasparaitis for Bryan Smolinski on November 17, 1996.</li> </ul>
<b>AARON JOHNSON</b> 2007-08	D/W	<ul style="list-style-type: none"> <li>Signed as a free agent on July 12, 2007.</li> <li>Became a free agent on July 1, 2008.</li> </ul>
<b>RANDY JOHNSTON</b> 1979-80	D	<ul style="list-style-type: none"> <li>2nd pick, 34th overall, in 1978 Amateur Draft.</li> <li>Became free agent in July, 1985.</li> </ul>
<b>OLLI JOKINEN</b> 1999-00	C	<ul style="list-style-type: none"> <li>Acquired from Los Angeles with Josh Green, Mathieu Biron and the Kings' 1999 first round draft selection (Taylor Pyatt) for Zigmund Palffy, Bryan Smolinski and Marcel Cousineau on June 20, 1999.</li> <li>Traded to Florida with Roberto Luongo in exchange for Oleg Kvasha and Mark Parrish on June 24, 2000.</li> </ul>
<b>JORGEN JONSSON</b> 1999-00	C	<ul style="list-style-type: none"> <li>Acquired from Calgary for Jan Hlavac on July 14, 1998.</li> <li>Traded to Anaheim for Johan Davidsson on March 10, 2000.</li> </ul>
<b>KENNY JONSSON</b> 1995-96–2004-05	D	<ul style="list-style-type: none"> <li>Acquired from Toronto with Darby Hendrickson, Sean Haggerty and a 1997 first round draft selection for Wendel Clark, Mathieu Schneider and D.J. Smith March 13, 1996.</li> <li>Became a restricted free agent August, 2005.</li> </ul>
<b>TOMAS JONSSON</b> 1981-82–1988-89	D	<ul style="list-style-type: none"> <li>2nd pick, 25th overall, in 1979 Amateur Draft.</li> <li>Traded to Edmonton for future considerations February 15, 1989 (NYI draft Kevin O'Sullivan).</li> </ul>
<b>STEVE JUNKER</b> 1992-93–1993-94	LW	<ul style="list-style-type: none"> <li>5th pick, 92nd overall, in the 1991 Entry Draft.</li> <li>Became a free agent July, 1995.</li> </ul>
<b>ANDERS KALLUR</b> 1979-80–1984-85	C/RW	<ul style="list-style-type: none"> <li>Signed as free agent the summer of 1979.</li> <li>Given his unconditional release on July 12, 1985.</li> </ul>
<b>YAN KAMINSKY</b> 1993-94–1995-96	RW	<ul style="list-style-type: none"> <li>Acquired from Winnipeg for Wayne McBean February 1, 1994.</li> <li>Became a free agent July, 1996.</li> </ul>
<b>DARIUS KASPARAITIS</b> 1992-93–1996-97	D	<ul style="list-style-type: none"> <li>1st pick, 5th overall, in the 1992 Entry Draft.</li> <li>Traded to Pittsburgh with Andreas Johansson for Bryan Smolinski on November 17, 1996.</li> </ul>
<b>ALEXANDER KARPOTSEV</b> 2003-04	D	<ul style="list-style-type: none"> <li>Acquired from Chicago on March 11, 2004 in exchange for a fourth-round pick in 2004.</li> <li>Became a free agent July, 2004.</li> </ul>
<b>MIKE KASZYCKI</b> 1977-78–1979-80	C	<ul style="list-style-type: none"> <li>2nd pick, 32nd overall, in 1976 Amateur Draft.</li> <li>Traded to Washington for Gord Lane on December 7, 1979.</li> </ul>
<b>MATT KEITH</b> 2007-08	RW	<ul style="list-style-type: none"> <li>Acquired from Anaheim for Darryl Bootland on January 9, 2008.</li> <li>Became a free agent on July 1, 2008.</li> </ul>
<b>MIKE KENNEDY</b> 1998-99	C	<ul style="list-style-type: none"> <li>Signed as a free agent on September 9, 1998.</li> <li>Became a free agent July, 1999.</li> </ul>
<b>ALAN KERR</b> 1984-85–1990-91	RW	<ul style="list-style-type: none"> <li>4th pick, 84th overall, in 1982 Amateur Draft.</li> <li>Traded to Detroit for Rick Green and possible future considerations on May 28, 1991.</li> </ul>
<b>ALEXANDER KHARITONOV</b> 2001-02	RW	<ul style="list-style-type: none"> <li>Acquired from Tampa Bay with Adrian Aucoin for Mathieu Biron and a 2002 pick on June 22, 2001.</li> <li>Released on November 8, 2001.</li> </ul>

# ALL-TIME ROSTER (CONT.)

<b>DEREK KING</b> 1986-87-1996-97	LW	<ul style="list-style-type: none"> <li>• 2nd pick (1st round), 13th overall, in 1985 Entry Draft.</li> </ul>
<b>MARKO KIPRUSOFF</b> 2001-02	D	<ul style="list-style-type: none"> <li>• Traded to Hartford for a fifth round pick in the 1997 Entry Draft March 18, 1997.</li> <li>• Signed as a free agent on June 15, 2001.</li> <li>Released on January 26, 2002.</li> </ul>
<b>MATT KOALSKA</b> 2005-06-2006-07	C	<ul style="list-style-type: none"> <li>• Signed as a free agent on August 20, 2004.</li> <li>Traded to Ottawa for Tomas Malec on January 5, 2007.</li> </ul>
<b>STEVE KONROYD</b> 1985-86-1988-89	D	<ul style="list-style-type: none"> <li>• Acquired from Calgary with Rich Kromm for John Tonelli on March 11, 1986.</li> <li>Traded with Bob Bassen to Chicago for Gary Nylund and Marc Bergevin on November 25, 1988.</li> </ul>
<b>EVGENY KOROLEV</b> 1999-00	D	<ul style="list-style-type: none"> <li>• 9th pick, eighth round, 192nd overall in the 1996 Entry Draft.</li> <li>Became a free agent July, 2006.</li> </ul>
<b>ROGER KORTKO</b> 1984-85-1985-86	C	<ul style="list-style-type: none"> <li>• 6th pick, 126th overall, in 1982 Amateur Draft.</li> <li>Became free agent in July, 1987.</li> </ul>
<b>VIKTOR KOZLOV</b> 2006-07	C/LW	<ul style="list-style-type: none"> <li>• Signed as a free agent on September 12, 2006.</li> <li>Became a free agent on July 1, 2007.</li> </ul>
<b>JASON KROG</b> 1999-00-2001-02	C	<ul style="list-style-type: none"> <li>• Signed as a free agent on April 10, 1999.</li> <li>Became a free agent July, 2002.</li> </ul>
<b>RICH KROMM</b> 1985-86-1992-93	LW	<ul style="list-style-type: none"> <li>• Acquired from Calgary with Steve Konroyd for John Tonelli March 11, 1986.</li> <li>Became a free agent July, 1993.</li> </ul>
<b>UWE KRUPP</b> 1991-92-1993-94	D	<ul style="list-style-type: none"> <li>• Acquired from Buffalo with Pierre Turgeon, Benoit Hogue and Dave McLlwain for Pat LaFontaine, Randy Wood, Randy Hillier and future considerations on October 25, 1991.</li> <li>Traded to Quebec with Islanders' first round choice (Wade Belak) in 1994 Entry Draft for Ron Sutter and Quebec's first round pick (Brett Lindros) in 1994 Entry Draft on June 28, 1994.</li> </ul>
<b>PAUL KRUSE</b> 1996-97-1997-98	LW	<ul style="list-style-type: none"> <li>• Acquired from Calgary for Colorado's third round pick in the 1997 Entry Draft, previously obtained for Brent Severyn, on November 27, 1996.</li> <li>Traded with Jason Holland to Buffalo for Jason Dawe on March 24, 1998.</li> </ul>
<b>TOM KURVERS</b> 1991-92-1993-94	D	<ul style="list-style-type: none"> <li>• Acquired from Minnesota for Craig Ludwig on June 22, 1991.</li> <li>Traded to Anaheim for Troy Loney on June 29, 1994.</li> </ul>
<b>DALE KUSHNER</b> 1989-90	LW	<ul style="list-style-type: none"> <li>• Signed as a free agent April 7, 1987.</li> <li>Became a free agent July 1, 1990.</li> </ul>
<b>OLEG KVASHA</b> 2000-01-2005-06	LW	<ul style="list-style-type: none"> <li>• Acquired from Florida with Mark Parrish in exchange for Roberto Luongo and Ollie Jokinen on June 24, 2000.</li> <li>Traded to Phoenix on March 9, 2006 for third round selection in the 2006 Entry Draft.</li> </ul>
<b>SCOTT LACHANCE</b> 1991-92-1998-99	D	<ul style="list-style-type: none"> <li>• 1st pick, 4th overall, in the 1991 Entry Draft.</li> <li>Traded to Montreal in exchange for the Canadiens' 1999 third round draft pick (Brian Collins) on March 9, 1999</li> </ul>
<b>DANIEL LACROIX</b> 1999-00	LW	<ul style="list-style-type: none"> <li>• Signed as a free agent on August 12, 1999.</li> <li>Became a free agent on July 1, 2000.</li> </ul>
<b>PAT LAFONTAINE</b> 1984-85-1990-91	C	<ul style="list-style-type: none"> <li>• 1st pick, 3rd overall, in 1983 Amateur Draft.</li> <li>Traded with Randy Wood, Randy Hillier and future considerations to Buffalo for Pierre Turgeon, Uwe Krupp, Benoit Hogue and Dave McLlwain on October 25, 1991.</li> </ul>
<b>GORD LANE</b> 1979-80-1984-85	D	<ul style="list-style-type: none"> <li>• Traded from Washington for Mike Kaszycki on December 7, 1979.</li> <li>Became free agent July, 1985.</li> </ul>
<b>DAVE LANGEVIN</b> 1979-80-1984-85	D	<ul style="list-style-type: none"> <li>• 6th pick, 112th overall, in 1974 Amateur Draft.</li> <li>Obtained by Minnesota in 1985 Waiver Draft.</li> </ul>
<b>CLAUDE LAPOINTE</b> 1996-97-2002-03	C	<ul style="list-style-type: none"> <li>• Signed as a free agent on August 14, 1996.</li> <li>Traded to Philadelphia in exchange for a fifth-round pick in the 2003 NHL Entry Draft on March 9, 2003.</li> </ul>
<b>REED LARSON</b> 1988-89	D	<ul style="list-style-type: none"> <li>• Signed as a free agent December 5, 1988.</li> <li>Traded to Minnesota for future considerations (Mike Kelfer) March 7, 1989.</li> </ul>
<b>BRAD LAUER</b> 1986-87-1991-92	LW	<ul style="list-style-type: none"> <li>• 3rd pick (2nd round), 34th overall, in 1985 Entry Draft.</li> <li>Traded with Brent Sutter to Chicago for Adam Creighton and Steve Thomas October 25, 1991.</li> </ul>
<b>BRIAN LAVENDER</b> 1972-73	LW	<ul style="list-style-type: none"> <li>• Purchased from St. Louis with Dave Pulkkinen on September 1, 1972.</li> <li>Traded to Detroit with Ken Murray for Ralph Stewart and Bob Cook on January 17, 1973.</li> </ul>
<b>MARK LAWRENCE</b> 1997-98-2000-01	RW	<ul style="list-style-type: none"> <li>• Signed as a free agent on July 17, 1997.</li> <li>Became a free agent July, 2001.</li> </ul>
<b>DEREK LAXDAL</b> 1989-90-1990-91	RW	<ul style="list-style-type: none"> <li>• Traded by Toronto with Jack Capuano and Paul Gagne for Gilles Thibaudeau and Mike Stevens on December 20, 1989.</li> <li>Became a free agent July, 1991.</li> </ul>
<b>WALT LEDINGHAM</b> 1974-75-1976-77	LW	<ul style="list-style-type: none"> <li>• Traded by Chicago for Germain Gagnon on March 7, 1974.</li> <li>Retired in 1978.</li> </ul>
<b>BRYAN LEFLEY</b> 1972-73-1973-74	D	<ul style="list-style-type: none"> <li>• Obtained in the 1972 Expansion Draft from the New York Rangers.</li> <li>Selected by Kansas City in 1974 Expansion Draft.</li> </ul>
<b>KEN LEITER</b> 1984-85-1987-88	D	<ul style="list-style-type: none"> <li>• 6th pick, 101st overall, in 1980 Amateur Draft.</li> <li>Retired September, 1988.</li> </ul>
<b>ALAN LETANG</b> 2002-03-2003-04	D	<ul style="list-style-type: none"> <li>• Signed as a free agent on July 18, 2002.</li> <li>Became a free agent July, 2004.</li> </ul>
<b>DAVE LEWIS</b> 1973-74-1979-80	D	<ul style="list-style-type: none"> <li>• 2nd pick, 33rd overall, in 1973 Amateur Draft.</li> <li>Traded to Los Angeles with Bill Harris for Butch Goring on March 10, 1980.</li> </ul>
<b>JEFF LIBBY</b> 1997-98	D	<ul style="list-style-type: none"> <li>• Signed as a free agent on April 23, 1997.</li> <li>Retired.</li> </ul>

# ALL-TIME ROSTER (CONT.)

<b>TREVOR LINDEN</b> 1997-98-1998-99	C/W	<ul style="list-style-type: none"> <li>Acquired from Vancouver for Bryan McCabe, Todd Bertuzzi and a 1998 third round draft choice on February 6, 1998.</li> <li>Traded to Montreal in exchange for the Canadiens' 1999 first round draft pick (Branislav Mezei) on May 29, 1999.</li> </ul>
<b>MATS LINDGREN</b> 1998-99-2001-02	C	<ul style="list-style-type: none"> <li>Acquired with Edmonton's 1999 eighth round draft pick in exchange for Tommy Salo on March 20, 1999. Became a free agent July, 2002.</li> </ul>
<b>BRETT LINDROS</b> 1994-95-1995-96	RW	<ul style="list-style-type: none"> <li>1st pick, 9th overall, in 1994 Entry Draft.</li> <li>Retired May 1, 1996.</li> </ul>
<b>CLAUDE LOISELLE</b> 1991-92-1993-94	C/LW	<ul style="list-style-type: none"> <li>Traded by Toronto with Daniel Marois for Ken Baumgartner and Dave McLlwain on March 10, 1992. Became a free agent July, 1994.</li> </ul>
<b>TROY LONEY</b> 1994-95	LW	<ul style="list-style-type: none"> <li>Acquired from Anaheim for Tom Kurvers on July 29, 1994.</li> <li>Claimed by the Rangers via waivers on April 7, 1995.</li> </ul>
<b>DANNY LORENZ</b> 1990-91-1992-93	G	<ul style="list-style-type: none"> <li>4th pick (3rd round), 58th overall, in the 1988 Entry Draft.</li> <li>Became a free agent July, 1994.</li> </ul>
<b>BOB LORIMER</b> 1976-77-1980-81	D	<ul style="list-style-type: none"> <li>10th pick, 33rd overall, in 1973 Amateur Draft.</li> <li>Traded to Colorado with Dave Cameron for 1983 first round draft choice on October 1, 1981.</li> </ul>
<b>CRAIG LUDWIG</b> 1990-91	D	<ul style="list-style-type: none"> <li>Traded by Montreal for Gerald Diduck on September 4, 1990.</li> <li>Traded to Minnesota for Tom Kurvers on June 22, 1991.</li> </ul>
<b>WARREN LUHNING</b> 1997-98-1998-99	RW	<ul style="list-style-type: none"> <li>4th pick, 92nd overall, in the 1993 Entry Draft.</li> <li>Traded to Dallas in exchange for the Stars 1999 third round draft pick on June 25, 1999.</li> </ul>
<b>BRAD LUKOWICH</b> 2005-06	D	<ul style="list-style-type: none"> <li>Signed as a free agent on August 11, 2005.</li> <li>Traded to New Jersey on March 9, 2006 for a third round selection in the 2006 Entry Draft.</li> </ul>
<b>CHRIS LUONGO</b> 1993-94-1995-96	D	<ul style="list-style-type: none"> <li>Acquired from Ottawa for Jeff Finley on June 30, 1993.</li> <li>Became a free agent July, 1996.</li> </ul>
<b>ROBERTO LUONGO</b> 1999-00	G	<ul style="list-style-type: none"> <li>1st pick, 4th overall in the 1997 Entry Draft.</li> <li>Traded to Florida with Olli Jokinen for Oleg Kvasha and Mark Parrish on June 24, 2000.</li> </ul>
<b>ANDREW MACDONALD</b> 2008-09-	D	<ul style="list-style-type: none"> <li>6th pick, 160th overall in the 2006 Entry Draft.</li> </ul>
<b>JOEY MACDONALD</b> 2007-08-2008-09	G	<ul style="list-style-type: none"> <li>Signed as a free agent on July 5, 2007.</li> <li>Became a free agent on July 1, 2009.</li> </ul>
<b>GARTH MACGUGAN</b> 1979-80	C	<ul style="list-style-type: none"> <li>3rd pick, 50th overall, in 1976 Amateur Draft.</li> <li>Became a free agent on 1984.</li> </ul>
<b>BILL MACMILLAN</b> 1973-74-1976-77	RW	<ul style="list-style-type: none"> <li>Traded from Atlanta with Ernie Hicke for Arnie Brown February 13, 1973.</li> <li>Named player-coach of Fort Worth Texans in 1977.</li> </ul>
<b>MIKE MACWILLIAM</b> 1995-96	LW	<ul style="list-style-type: none"> <li>Signed as a free agent on July 25, 1995.</li> <li>Became a free agent July, 1996.</li> </ul>
<b>JIM MAIR</b> 1972-73	D	<ul style="list-style-type: none"> <li>Obtained in 1972 Expansion Draft from Philadelphia.</li> <li>Claimed on waivers by Vancouver on February 19, 1973.</li> </ul>
<b>MIKKO MAKELA</b> 1985-86-1989-90	LW	<ul style="list-style-type: none"> <li>5th pick (4th round), 66th overall, in 1983 Amateur Draft.</li> <li>Traded to Los Angeles for Ken Baumgartner and Hbie MacDonough on November 29, 1989.</li> </ul>
<b>VLADIMIR MALAKHOV</b> 1992-93-1994-95	D	<ul style="list-style-type: none"> <li>12th pick (10th round), 191st overall, in the 1989 Entry Draft.</li> <li>Traded to Montreal with Pierre Turgeon for Kirk Muller, Mathieu Schneider and Craig Darby April 4, 1995.</li> </ul>
<b>DAVID MALEY</b> 1993-94	LW	<ul style="list-style-type: none"> <li>Acquired from San Jose for future considerations January 24, 1994.</li> <li>Became a free agent July, 1994.</li> </ul>
<b>DEAN MALKOC</b> 1998-99-1999-00	D	<ul style="list-style-type: none"> <li>Signed as a free agent on August 19, 1998.</li> <li>Traded to Anaheim with Tony Hrkac for Ted Drury on October 28, 1999.</li> </ul>
<b>DON MALONEY</b> 1989-90-1990-91	RW	<ul style="list-style-type: none"> <li>Signed as a free agent August 25, 1989.</li> <li>Retired on January 17, 1991.</li> </ul>
<b>GEORGE MANELUK</b> 1990-91	G	<ul style="list-style-type: none"> <li>4th pick, 76th overall, in the 1987 Entry Draft.</li> <li>Became a free agent.</li> </ul>
<b>ERIC MANLOW</b> 2002-03-2003-04	C	<ul style="list-style-type: none"> <li>Signed as a free agent on July 19, 2002.</li> <li>Became a free agent July, 2004.</li> </ul>
<b>PETER MANNINO</b> 2008-09	G	<ul style="list-style-type: none"> <li>Signed as a free agent on July 3, 2008.</li> <li>Became a free agent July 1, 2009.</li> </ul>
<b>BRIAN MARCHINKO</b> 1972-73-1974-75	C	<ul style="list-style-type: none"> <li>Obtained in 1972 Expansion Draft from Toronto.</li> <li>Released in June, 1975.</li> </ul>
<b>HECTOR MARINI</b> 1978-79-1981-82	RW	<ul style="list-style-type: none"> <li>3rd pick, 50th overall, in 1977 Amateur Draft.</li> <li>Traded to New Jersey for switch of fourth round picks in 1983 Amateur Draft (Mikko Makela) October 1, 1982.</li> </ul>
<b>CHRIS MARINUCCI</b> 1994-95-1996-97	LW	<ul style="list-style-type: none"> <li>4th pick, 90th overall, in 1990 Entry Draft.</li> <li>Traded to Los Angeles for Nick Vachon on November 18, 1996.</li> </ul>
<b>MASI MARJAMAKI</b> 2005-06-2006-07	LW	<ul style="list-style-type: none"> <li>4th pick, 144th overall, in 2005 Entry Draft.</li> <li>Returned to Finland in October, 2007.</li> </ul>
<b>DANIEL MAROIS</b> 1991-92-1992-93	RW	<ul style="list-style-type: none"> <li>Acquired from Toronto with Claude Loiselle for Ken Baumgartner and Dave McLlwain on March 10, 1992.</li> <li>Traded to Boston for a conditional 1994 draft pick on March 18, 1993.</li> </ul>
<b>BERT MARSHALL</b> 1973-74-1978-79	D	<ul style="list-style-type: none"> <li>Obtained in 1973 Inter-League Draft from the New York Rangers.</li> <li>Named coach of Indianapolis Checkers in 1979.</li> </ul>
<b>RADEK MARTINEK</b> 2001-02	D	<ul style="list-style-type: none"> <li>12th pick (8th round), 228th overall, in 1999 Entry Draft.</li> </ul>

# ALL-TIME ROSTER (CONT.)

<b>STEVE MARTINS</b> 2000-01	C	<ul style="list-style-type: none"> <li>Acquired from Tampa Bay for a conditional draft pick on January 4, 2001. Became a free agent July, 2001.</li> </ul>
<b>JUSTIN MAPLETOFT</b> 2002-03-2003-04	C	<ul style="list-style-type: none"> <li>Selected in the fifth-round (130th overall) of the 1999 NHL Entry Draft. Became a free agent July, 2006.</li> </ul>
<b>DEAN MCCAMMOND</b> 2008-09	C	<ul style="list-style-type: none"> <li>Obtained from the Ottawa Senators in a trade for Mike Comrie and Chris Campoli on February 20, 2009. Became a free agent on July 1, 2009.</li> </ul>
<b>WAYNE MCBEAN</b> 1988-89-1993-94	D	<ul style="list-style-type: none"> <li>Acquired from Los Angeles with Mark Fitzpatrick and Doug Crossman for Kelly Hrucey on February 22, 1989. Traded to Winnipeg for Yan Kaminsky on February 1, 1994.</li> </ul>
<b>BRYAN MCCABE</b> 1995-96-1997-98	D	<ul style="list-style-type: none"> <li>2nd pick, 40th overall, in 1993 Entry Draft. Traded with Todd Bertuzzi and a 1998 third round draft choice to Vancouver for Trevor Linden on February 6, 1998.</li> </ul>
<b>HUBIE MCDONOUGH</b> 1989-90-1991-92	C	<ul style="list-style-type: none"> <li>Traded by Los Angeles with Ken Baumgartner for Mikko Makela on November 29, 1989. Traded to San Jose for cash on August 31, 1992.</li> </ul>
<b>MIKE MCEWEN</b> 1980-81-1983-84	D	<ul style="list-style-type: none"> <li>Traded from Colorado for Glenn Resch and Steve Tambellini on March 10, 1981. Traded to Los Angeles for 1984 fourth round draft pick (Doug Wiecek) on November 17, 1983.</li> </ul>
<b>BOB MCGILL</b> 1993-94	D	<ul style="list-style-type: none"> <li>Signed as a free agent on September 7, 1993. Claimed off waivers by Hartford on November 3, 1993.</li> </ul>
<b>MARTY MCINNIS</b> 1991-92-1996-97	C/LW	<ul style="list-style-type: none"> <li>10th pick (8th round), 163rd overall, in the 1988 Entry Draft. Traded to Calgary with Tyrone Garner and Calgary's sixth round pick in the 1997 Entry Draft for Robert Reichel on March 18, 1997.</li> </ul>
<b>ALEX MCKENDRY</b> 1977-78-1979-80	RW	<ul style="list-style-type: none"> <li>1st pick, 14th overall, in 1976 Amateur Draft. Traded to Calgary for thier 1981 third round draft choice (Ron Handy) on October 9, 1980.</li> </ul>
<b>KURTIS MCLEAN</b> 2008-09	C	<ul style="list-style-type: none"> <li>Signed by the New York Islanders on July 3, 2008. Became a free agent on July 1, 2009</li> </ul>
<b>TODD MCLELLAN</b> 1987-88	C	<ul style="list-style-type: none"> <li>6th pick (5th round), 104th overall, in 1986 Entry Draft. Became a free agent.</li> </ul>
<b>JAMIE MCLENNAN</b> 1993-94-1995-96	G	<ul style="list-style-type: none"> <li>3rd pick, 48th overall, in 1991 Entry Draft. Became a free agent July, 1996.</li> </ul>
<b>DAVE MCLLWAIN</b> 1991-92	C/LW	<ul style="list-style-type: none"> <li>Acquired from Buffalo with Pierre Turgeon, Benoit Hogue and Uwe Krupp for Pat LaFontaine, Randy Wood, Randy Hillier and future considerations on October 25, 1991. Traded to Toronto with Ken Baumgartner for Claude Loiselle and Daniel Marois on March 10, 1992.</li> </ul>
1996-97		<ul style="list-style-type: none"> <li>Signed as a free agent July 29, 1996. Became a free agent July, 1997.</li> </ul>
<b>ROLAND MELANSON</b> 1980-81-1984-85	G	<ul style="list-style-type: none"> <li>4th pick, 59th overall, in 1979 Amateur Draft. Traded to Minnesota on November 19, 1984 for 1st pick in the 1985 Amateur Draft</li> </ul>
<b>WAYNE MERRICK</b> 1977-78-1983-84	C	<ul style="list-style-type: none"> <li>Traded by Cleveland with Darcy Regier for J.P. Parise and Jean Potvin on January 10, 1978. Contract bought out by Islanders June 21, 1984.</li> </ul>
<b>FREDDY MEYER IV</b> 2006-07-2007-08	D	<ul style="list-style-type: none"> <li>Acquired from Philadelphia with a 2008 third round draft selection on December 16, 2006 for Alexei Zhitnik. Claimed off waivers by Phoenix on October 8, 2007.</li> </ul>
<b>BRANISLAV MEZEI</b> 2007-08-		<ul style="list-style-type: none"> <li>Claimed off re-entry waivers from Phoenix on November 10, 2007.</li> </ul>
<b>2000-01-2001-02</b>	D	<ul style="list-style-type: none"> <li>Selected in the 1st round (10th overall) of the 1999 NHL Entry Draft. Traded to Florida in exchange for Jason Wiemer on July 3, 2002.</li> </ul>
<b>PETR MIKA</b> 1999-00-2001-02	C	<ul style="list-style-type: none"> <li>6th choice, 4th round, 85th overall in the 1997 Entry Draft. Became a free agent July, 2002.</li> </ul>
<b>BILL MIKKELSON</b> 1972-73-1973-74	D	<ul style="list-style-type: none"> <li>Obtained in 1972 Expansion Draft from Los Angeles. Selected by Washington in 1974 Expansion Draft.</li> </ul>
<b>KEVIN MILLER</b> 1998-99	C	<ul style="list-style-type: none"> <li>Signed as a free agent on October 9, 1998. Released on January 15, 1999.</li> </ul>
<b>KIP MILLER</b> 1994-95	C	<ul style="list-style-type: none"> <li>Signed as a free agent August 2, 1994. Became a free agent July, 1995.</li> </ul>
1997-98		<ul style="list-style-type: none"> <li>Signed as a free agent on December 3, 1997. Became a free agent July, 1998.</li> </ul>
2001-02		<ul style="list-style-type: none"> <li>Signed as a free agent on January 17, 2002. Became a free agent July, 2002.</li> </ul>
<b>TOM MILLER</b> 1972-73-1974-75	C	<ul style="list-style-type: none"> <li>Obtained in 1972 Expansion Draft from Buffalo. Released in June, 1975.</li> </ul>
<b>KEN MORROW</b> 1979-80-1988-89	D	<ul style="list-style-type: none"> <li>4th pick, 68th overall, in 1976 Amateur Draft. Became a free agent July, 1989.</li> </ul>
<b>BILL MUCKALT</b> 1999-00-2000-01	RW	<ul style="list-style-type: none"> <li>Acquired from Vancouver with Dave Scatchard and Kevin Weekes for Felix Potvin on December 19, 1999. Traded along with Zdeno Chara and the Islanders first round pick (Jason Spezza) to Ottawa for Alexei Yashin on June 23, 2001.</li> </ul>
<b>BRIAN MULLEN</b> 1992-93	LW	<ul style="list-style-type: none"> <li>Acquired from San Jose for the rights to Markus Thuresson on August 24, 1992. Retired on January 13, 1995.</li> </ul>
<b>KIRK MULLER</b> 1994-95-1995-96	C	<ul style="list-style-type: none"> <li>Acquired from Montreal with Craig Darby and Mathieu Schneider for Vladimir Malakhov and Pierre Turgeon on April 4, 1995. Traded to Toronto in three team trade with Wade Redden for Bryan Berard, Ken Belanger and Martin Straka on January 23, 1996.</li> </ul>

## ALL-TIME ROSTER (CONT.)

<b>KEN MURRAY</b> 1972-73	D	<ul style="list-style-type: none"> <li>Obtained in 1972 Expansion Draft from Buffalo.</li> <li>Traded to Detroit with Brian Lavender for Ralph Stewart and Bob Cook on January 17, 1973.</li> </ul>
<b>ANDERS MYRVOLD</b> 2000-01	D	<ul style="list-style-type: none"> <li>Signed as a free agent on August 28, 2000.</li> <li>Became a free agent July, 2001.</li> </ul>
<b>DMITRI NABOKOV</b> 1998-99-2000-01	C/LW	<ul style="list-style-type: none"> <li>Acquired from Chicago in exchange for J.P. Dumont on May 30, 1998.</li> <li>Released on May 19, 2001.</li> </ul>
<b>JOHN NAMESTNIKOV</b> 1997-98	D	<ul style="list-style-type: none"> <li>Signed as a free agent on July 16, 1997.</li> <li>Became a free agent July, 1999.</li> </ul>
<b>ALAIN NASREDDINE</b> 2002-03-2003-04	D	<ul style="list-style-type: none"> <li>Signed as a free agent on September 6, 2002.</li> <li>Traded to Pittsburgh in exchange for Steve Webb on March 8, 2004.</li> </ul>
<b>SERGEI NEMCHINOV</b> 1997-98-1998-99	C	<ul style="list-style-type: none"> <li>Signed as a free agent on July 2, 1997.</li> <li>Traded to New Jersey for the Devils' 1999 fourth round draft pick on March 22, 1999.</li> </ul>
<b>NEIL NICHOLSON</b> 1972-73-1973-74	D	<ul style="list-style-type: none"> <li>Obtained in 1972 Reverse Draft from California.</li> <li>Became a free agent in 1978.</li> </ul>
<b>FRANS NIELSEN</b> 2006-07-	C	<ul style="list-style-type: none"> <li>2nd pick, 87th overall, in the 2002 Entry Draft.</li> </ul>
<b>JANNE NIINIMAA</b> 2002-03-2005-06	D	<ul style="list-style-type: none"> <li>From Edmonton along with a second-round pick in the 2003 Entry Draft in exchange for Brad Isbister and Raffi Torres on March 11, 2003.</li> <li>Traded to Dallas along with a seventh round selection in the 2007 Entry Draft on January 10, 2006 in exchange for John Erskine at a second round selection in the 2006 Entry Draft.</li> </ul>
<b>ROBERT NILSSON</b> 2005-06-2006-07	RW	<ul style="list-style-type: none"> <li>1st pick, 15th overall, in 2003 Entry Draft.</li> <li>Traded to Edmonton along with Ryan O'Marra and a 2007 first round draft selection on February 27, 2007 for Ryan Smyth.</li> </ul>
<b>PETTERI NOKELAINEN</b> 2005-06-2006-07	C	<ul style="list-style-type: none"> <li>1st pick, 16th overall, in 2004 Entry Draft.</li> <li>Traded to Boston for Ben Walter and a 2009 second round draft selection.</li> </ul>
<b>JEFF NORTON</b> 1987-88-1992-93	D	<ul style="list-style-type: none"> <li>3rd pick, 62nd overall, in 1984 Entry Draft.</li> <li>Traded to San Jose for a 1994 third round draft choice and future considerations on June 20, 1993.</li> </ul>
<b>GARY NYLUND</b> 1988-89-1992-93	D	<ul style="list-style-type: none"> <li>Traded by Chicago with Marc Bergevin for Bob Bassen and Steve Konroyd on November 25, 1988.</li> <li>Retired June, 1993.</li> </ul>
<b>BOB NYSTROM</b> 1972-73-1985-86	RW	<ul style="list-style-type: none"> <li>3rd pick, 66th overall, in 1972 Amateur Draft.</li> <li>Retired August, 1986.</li> </ul>
<b>GINO ODJICK</b> 1997-98-1999-00	LW	<ul style="list-style-type: none"> <li>Acquired from Vancouver for Jason Strudwick on March 23, 1998.</li> <li>Traded to Philadelphia for Mikael Andersson and Carolina's 5th round pick (Kristofer Ottoson) in the 2000 NHL Entry Draft on February 15, 2000.</li> </ul>
<b>TODD OKERLUND</b> 1987-88	RW	<ul style="list-style-type: none"> <li>8th pick, 168th overall, in 1982 Entry Draft.</li> <li>Retired in September, 1988.</li> </ul>
<b>KYLE OKPOSO</b> 2007-08-	RW	<ul style="list-style-type: none"> <li>1st pick, 7th overall in 2006 Entry Draft.</li> </ul>
<b>VLADIMIR ORSZAGH</b> 1997-98-1999-00	L/RW	<ul style="list-style-type: none"> <li>4th pick, 106th overall, in 1995 Entry Draft.</li> <li>Became a free agent July, 2000.</li> </ul>
<b>CHRIS OSGOOD</b> 2001-02-2002-03	G	<ul style="list-style-type: none"> <li>Claimed off Waivers from Detroit on September 28, 2001.</li> <li>Traded to St. Louis along with a 3rd round pick in exchange for Justin Papineau and a 2nd round pick in the 2003 Draft on March 11, 2003.</li> </ul>
<b>ZIGMUND PALFFY</b> 1993-94-1998-99	LW	<ul style="list-style-type: none"> <li>2nd pick, 26th overall, in 1991 Entry Draft.</li> <li>Traded with Bryan Smolinski and Marcel Cousineau to LA in exchange for Olli Jokinen, Josh Green, Mathieu Biron and LA's 1999 1st round pick (Taylor Pyatt) on June 20, 1999.</li> </ul>
<b>GRIGORI PANTELEEV</b> 1995-96	LW	<ul style="list-style-type: none"> <li>Signed as a free agent September 7, 1995.</li> <li>Became a free agent July, 1996.</li> </ul>
<b>JUSTIN PAPINEAU</b> 2002-03-2005-06	F	<ul style="list-style-type: none"> <li>Acquired from St. Louis along with a second round pick in the Entry Draft for Chris Osgood and a third round pick on March 11, 2003.</li> <li>Became a free agent July, 2006.</li> </ul>
<b>JEAN-PAUL PARISE</b> 1975-76-1977-78	LW	<ul style="list-style-type: none"> <li>Traded from Minnesota for Ernie Hicke and Doug Rombough January 5, 1975.</li> <li>Traded to Cleveland with Jean Potvin for Wayne Merrick and Darcy Regier January 10, 1978.</li> </ul>
<b>RICHARD PARK</b> 2006-07-	C/RW	<ul style="list-style-type: none"> <li>Signed as a free agent on October 2, 2006.</li> </ul>
<b>GREG PARKS</b> 1990-91-1992-93	C	<ul style="list-style-type: none"> <li>Signed by the Islanders as a free agent on August 13, 1990.</li> <li>Became a free agent July 1993.</li> </ul>
<b>MARK PARRISH</b> 2000-01-2005-06	RW	<ul style="list-style-type: none"> <li>Acquired from Florida along with Oleg Kvasha in exchange for Roberto Luongo and Olli Jokinen on June 24, 2000.</li> <li>Traded along with Brent Sopel and a conditional draft selection in the 2006 Entry Draft on March 8, 2006 for Denis Grebeshkov and Jeff Tambellini.</li> </ul>
<b>SCOTT PEARSON</b> 1999-00	LW	<ul style="list-style-type: none"> <li>Signed as a free agent on July 30, 1999.</li> <li>Became a free agent July, 2000.</li> </ul>
<b>MICHAEL PECA</b> 2001-02-2004-05	C	<ul style="list-style-type: none"> <li>Acquired from Buffalo in exchange for Tim Connolly and Taylor Pyatt on June 24, 2001.</li> <li>Traded to Edmonton for Michael York and a 2006 conditional draft pick on August 3, 2005.</li> </ul>
<b>STEFAN PERSSON</b> 1977-78-1985-86	D	<ul style="list-style-type: none"> <li>14th pick, 214th overall, in 1974 Amateur Draft.</li> <li>Retired in March, 1986.</li> </ul>

# ALL-TIME ROSTER (CONT.)

<b>ROBERT PETROVICKY</b> 2000-01	C	<ul style="list-style-type: none"> <li>Signed as a free agent on July 27, 2000.</li> <li>Became a free agent July, 2001.</li> </ul>
<b>TOMI PETTINEN</b> 2002-03–2005-06	D	<ul style="list-style-type: none"> <li>Selected in the 9th round (267th overall) of the 2000 Entry Draft.</li> <li>Became a free agent July, 2006.</li> </ul>
<b>RICH PILON</b> 1988-89–1999-00	D	<ul style="list-style-type: none"> <li>9th pick (7th round), 143rd overall, in the 1986 Entry Draft.</li> <li>Claimed by the Rangers off waivers on December 1, 1999.</li> </ul>
<b>DAN PLANTE</b> 1993-94–1997-98	RW	<ul style="list-style-type: none"> <li>3rd pick, 48th overall, in the 1990 Entry Draft.</li> <li>Became a free agent July, 1998.</li> </ul>
<b>THOMAS POCK</b> 2008-09	D	<ul style="list-style-type: none"> <li>Claimed off waivers from the New York Rangers on September 29, 2008.</li> <li>Became a free agent on July 1, 2009.</li> </ul>
<b>JASON PODOLLAN</b> 2001-02	RW	<ul style="list-style-type: none"> <li>Signed as a free agent on August 24, 2001.</li> <li>Became a free agent July, 2002.</li> </ul>
<b>TOM POTI</b> 2006-07	D	<ul style="list-style-type: none"> <li>Signed as a free agent on July 8, 2006.</li> <li>Became a free agent on July 1, 2007.</li> </ul>
<b>DENIS POTVIN</b> 1973-74–1987-88	D	<ul style="list-style-type: none"> <li>1st pick, 1st overall, in 1973 Amateur Draft.</li> <li>Retired April 1988.</li> </ul>
<b>FELIX POTVIN</b> 1998-99	G	<ul style="list-style-type: none"> <li>Acquired with Toronto's 1999 sixth round draft pick in exchange for Bryan Berard and the Islanders' 1999 sixth round draft pick on January 9, 1999.</li> <li>Traded to Vancouver along with the Islanders 2000 2nd round draft pick and a conditional draft choice for Bill Muckalt, Kevin Weeks and Dave Scatchard on December 19, 1999.</li> <li>Traded by Philadelphia with Glen Irwin for Terry Crisp on March 5, 1973.</li> <li>Traded to Cleveland with J.P. Parise for Wayne Merrick and Darcy Regier on January 10, 1978.</li> <li>Obtained in 1979 Expansion Draft from Minnesota.</li> <li>Retired after 1980-81 season.</li> </ul>
<b>JEAN POTVIN</b> 1973-74–1977-78 1979-80–1980-81	D	<ul style="list-style-type: none"> <li>1st pick, 11th overall, in 1975 Amateur Draft.</li> <li>Selected by Edmonton in 1979 Expansion Draft.</li> </ul>
<b>PAT PRICE</b> 1974-75–1978-79	D	<ul style="list-style-type: none"> <li>Traded by Minnesota with future considerations for Gord Dineen on March 8, 1988 (Brett Harkins).</li> <li>Retired on October 15, 1992.</li> </ul>
<b>CHRIS PRYOR</b> 1987-88–1989-90	RW	<ul style="list-style-type: none"> <li>Purchased from St. Louis with Brian Lavender on September 1, 1972.</li> <li>Traded to Baltimore (AHL) with Yvon Rolando for Bob McMahon on January 1974.</li> </ul>
<b>DAVE PULKINEN</b> 1972-73	LW	<ul style="list-style-type: none"> <li>Selected in the first round (8th overall) of the 1999 NHL Entry Draft.</li> <li>Traded with Tim Connolly to Buffalo for Michael Peca on June 24, 2001.</li> </ul>
<b>TAYLOR PYATT</b> 2000-01	D	<ul style="list-style-type: none"> <li>Signed as a free agent on March 31, 2007.</li> <li>Became a free agent on July 1, 2007.</li> </ul>
<b>DERON QUINT</b> 2006-07	RW	<ul style="list-style-type: none"> <li>Signed by the Islanders on May 6, 2008.</li> </ul>
<b>JOEL RECHLIZ</b> 2008-09	D	<ul style="list-style-type: none"> <li>Traded by Buffalo for a sixth round draft pick June 17, 1989.</li> <li>Claimed by Tampa Bay in the 1992 Expansion Draft.</li> </ul>
<b>JOE REEKIE</b> 1989-90–1991-92	C	<ul style="list-style-type: none"> <li>Acquired from Calgary for Marty McInnis, Tyrone Garner and Calgary's sixth round pick in the 1997 Entry Draft on March 18, 1997.</li> <li>Traded with the Islanders' 1999 third round draft pick and Ottawa's 1999 fourth round draft pick to Phoenix in exchange for Brad Isbister and the Coyotes' 1999 third round draft pick on March 20, 1999.</li> </ul>
<b>ROBERT REICHEL</b> 1996-97–1998-99	D	<ul style="list-style-type: none"> <li>Traded by Cleveland with Wayne Merrick for J.P. Parise and Jean Potvin on January 10, 1978.</li> <li>Became a free agent in 1984.</li> </ul>
<b>DARCY REGIER</b> 1982-83–1983-84	LW	<ul style="list-style-type: none"> <li>5th pick, 148th overall, in 2004 Entry Draft.</li> <li>Became a free agent on July 1, 2008.</li> </ul>
<b>STEVE REGIER</b> 2005-06–2007-08	G	<ul style="list-style-type: none"> <li>Purchased from Montreal with Denis DeJordy, Germain Gagnon, Tony Featherstone and Murray Anderson on June 6, 1972.</li> <li>Traded to Colorado with Steve Tambellini for Mike McEwen and Jari Kaarela on March 10, 1981.</li> </ul>
<b>GLENN RESCH</b> 1973-74–1980-81	D	<ul style="list-style-type: none"> <li>Signed as a free agent on August 19, 1998.</li> <li>Became a free agent July, 1999.</li> </ul>
<b>BARRY RICHTER</b> 1988-89	D	<ul style="list-style-type: none"> <li>Claimed from St. Louis in the 1999 Waiver Draft on September 27, 1999.</li> <li>Became a free agent July 1, 2000.</li> </ul>
<b>JAMIE RIVERS</b> 1999-00	C	<ul style="list-style-type: none"> <li>Acquired from Pittsburgh in exchange for a 5th round pick in the 2003 Draft on March 9, 2003.</li> <li>Became a free agent July, 2003.</li> <li>Acquired from Philadelphia with a 2008 fifth round draft selection on December 20, 2006 for Mike York.</li> </ul>
<b>RANDY ROBITAILLE</b> 2002-03	LW	<ul style="list-style-type: none"> <li>Signed as a free agent on August 17, 2001.</li> <li>Acquired from Anaheim in exchange for Ben Guite and Bjorn Melin on March 19, 2002.</li> <li>Became a free agent July, 2002.</li> </ul>
<b>DAVE ROCHE</b> 2001-02	G	<ul style="list-style-type: none"> <li>Signed as a free agent on July 1, 2009</li> </ul>
<b>DWAYNE ROLOSON</b> 2009-10	C	<ul style="list-style-type: none"> <li>Traded from Buffalo for Brian Spencer on March 10, 1974.</li> <li>Traded to Minnesota with Ernie Hicke for J.P. Parise on January 5, 1975.</li> </ul>
<b>DOUG ROMBOUGH</b> 1973-74–1974-75	G	<ul style="list-style-type: none"> <li>Signed as a free agent on January 9, 2004.</li> <li>Became a free agent July, 2004.</li> </ul>
<b>CLIFF RONNING</b> 2003-04	D	<ul style="list-style-type: none"> <li>Signed as a free agent August 12, 2005.</li> <li>Traded to Edmonton with a 2008 third round selection on July 5, 2007 for a 2008 second round draft selection.</li> </ul>
<b>ALLAN ROURKE</b> 2005-06–2006-07		

## ALL-TIME ROSTER (CONT.)

<b>ANDRE ST. LAURENT</b> 1973-74-1977-78	C	<ul style="list-style-type: none"> <li>3rd pick, 49th overall, in 1973 Amateur Draft.</li> <li>Traded to Detroit for Michel Bergeron on October 19, 1977.</li> </ul>
<b>JOE SACCO</b> 1997-98-1998-99	RW	<ul style="list-style-type: none"> <li>Acquired from Anaheim with Mark Janssens and J.J. Daigneault for Travis Green, Doug Houda and Tony Tuzzolino on February 6, 1998.</li> <li>Became a free agent July, 1999.</li> </ul>
<b>TOMMY SALO</b> 1994-95-1998-99	G	<ul style="list-style-type: none"> <li>5th pick, 118th overall, in 1993 Entry Draft.</li> <li>Traded to Edmonton in exchange for Mats Lindgren and the Oilers' 1999 eighth round draft pick (Radek Martinek) on March 20, 1999.</li> <li>Drafted in the second round (29th overall) in the 1975 NHL Entry Draft</li> </ul>
<b>DAVE SALVIAN</b> 1976-77		
<b>MIROSLAV SATAN</b> 2005-06-2007-08	RW	<ul style="list-style-type: none"> <li>Signed as a free agent on August 3, 2005.</li> <li>Became a free agent on July 1, 2008.</li> </ul>
<b>DAVE SCATCHARD</b> 1999-00-2004-05	C	<ul style="list-style-type: none"> <li>Acquired from Vancouver with Bill Muckalt and Kevin Weekes for Felix Potvin on December 19, 1999.</li> <li>Became a free agent on August 2005.</li> </ul>
<b>MATHEU SCHNEIDER</b> 1994-95-1995-96	D	<ul style="list-style-type: none"> <li>Acquired from Montreal with Craig Darby and Kirk Muller for Pierre Turgeon and Vladimir Malakhov on April 4, 1995.</li> <li>Traded to Toronto with Wendel Clark and D.J. Smith for Kenny Jonsson, Darby Hendrickson, Sean Haggerty and a 1997 first round draft pick on March 13, 1996.</li> </ul>
<b>RAY SCHULTZ</b> 1997-98-2002-03	D	<ul style="list-style-type: none"> <li>Signed as a free agent on June 17, 1997.</li> <li>Became a free agent July, 2003.</li> </ul>
<b>SCOTT SCISSONS</b> 1990-91-1993-94	C	<ul style="list-style-type: none"> <li>1st pick, 6th overall, in the 1990 Entry Draft.</li> <li>Became a free agent July, 1995.</li> </ul>
<b>ALEXANDER SEMAK</b> 1995-96	C	<ul style="list-style-type: none"> <li>Acquired from Tampa Bay for a 1997 fifth round choice on September 14, 1995.</li> <li>Claimed by Vancouver in the Waiver Draft on September 30, 1996.</li> </ul>
<b>BRENT SEVERYN</b> 1994-95-1995-96	D	<ul style="list-style-type: none"> <li>Acquired from Florida for a 1995 fourth round draft pick on March 3, 1995.</li> <li>Traded to Colorado for a 1997 third round draft pick on September 4, 1996.</li> </ul>
<b>MIKE SILLINGER</b> 2006-07-2008-09	C	<ul style="list-style-type: none"> <li>Signed as a free agent on July 2, 2006.</li> <li>Became a free agent on July 1, 2009.</li> </ul>
<b>JON SIM</b> 2007-08	LW	<ul style="list-style-type: none"> <li>Signed as a free agent on July 1, 2007.</li> </ul>
<b>CHRIS SIMON</b> 2006-07-2007-08	RW	<ul style="list-style-type: none"> <li>Signed as a free agent on July 11, 2006.</li> <li>Traded to Minnesota for a 2008 sixth round draft selection on February 26, 2007</li> </ul>
<b>JASON SIMON</b> 1993-94	RW	<ul style="list-style-type: none"> <li>Signed as a free agent on January 5, 1994.</li> <li>Became a free agent July, 1995.</li> </ul>
<b>BRETT SKINNER</b> 2008-09	LW	<ul style="list-style-type: none"> <li>Signed by the Islanders as a free agent on July 3, 2008.</li> <li>Became a free agent July 1, 2009.</li> </ul>
<b>BILL SMITH</b> 1972-73-1988-89	G	<ul style="list-style-type: none"> <li>Obtained in 1972 Expansion Draft from Los Angeles.</li> <li>Retired on June 5, 1989.</li> </ul>
<b>BRANDON SMITH</b> 2002-03-2003-04	D	<ul style="list-style-type: none"> <li>Signed as a free agent on August 2, 2002.</li> <li>Became a free agent July, 2004.</li> </ul>
<b>RON SMITH</b> 1972-73	D	<ul style="list-style-type: none"> <li>4th pick, 49th overall, in 1972 Amateur Draft.</li> <li>Became a free agent.</li> </ul>
<b>TREVOR SMITH</b> 2008-09-	C	<ul style="list-style-type: none"> <li>Signed by the New York Islanders on 4/2/07</li> </ul>
<b>VERN SMITH</b> 1984-85	D	<ul style="list-style-type: none"> <li>2nd pick, 42nd overall, in 1982 Amateur Draft.</li> <li>Became a free agent.</li> </ul>
<b>WYATT SMITH</b> 2005-06	C	<ul style="list-style-type: none"> <li>Signed as a free agent on August 10, 2005.</li> <li>Became a free agent on July 1, 2006.</li> </ul>
<b>BRYAN SMOLINSKI</b> 1996-97-1998-99	C	<ul style="list-style-type: none"> <li>Acquired from Pittsburgh for Darius Kasparaitis and Andreas Johansson on November 17, 1996.</li> <li>Traded with Zigmund Palffy and Marcel Cousineau to Los Angeles in exchange for Olli Jokinen, Josh Green, Mathieu Biron and the Kings' 1999 first round draft pick (Taylor Pyatt) on June 20, 1999.</li> </ul>
<b>RYAN SMYTH</b> 2006-07	LW	<ul style="list-style-type: none"> <li>Acquired from Edmonton on February 27, 2007 for Robert Nilsson, Ryan O'Marra and a 2007 first round draft selection.</li> </ul>
<b>GARTH SNOW</b> 2001-02-2005-06	G	<ul style="list-style-type: none"> <li>Signed as a free agent on July 1, 2001.</li> <li>Retired on July 18, 2006.</li> </ul>
<b>TOMMY SODERSTROM</b> 1994-95-1996-97	G	<ul style="list-style-type: none"> <li>Acquired from Philadelphia for Ron Hextall and a 1994 sixth round draft choice on September 22, 1994.</li> <li>Became a free agent on July, 1997.</li> </ul>
<b>BRENT SOPEL</b> 2005-06	D	<ul style="list-style-type: none"> <li>Acquired from Vancouver for a 2006 conditional draft pick on August 3, 2005.</li> <li>Traded with Mark Parrish to Los Angeles on March 8, 2006 for Denis Grebeshkov and Jeff Tambellini.</li> </ul>
<b>BRIAN SPENCER</b> 1972-73-1973-74	LW	<ul style="list-style-type: none"> <li>Obtained in 1972 Expansion Draft from Toronto.</li> <li>Traded to Buffalo for Doug Rombough on March 10, 1974.</li> </ul>
<b>PAUL STANTON</b> 1994-95	D	<ul style="list-style-type: none"> <li>Acquired from Boston for future considerations on February 11, 1995.</li> <li>Became a free agent July, 1995.</li> </ul>
<b>MIKE STAPLETON</b> 2000-01	C	<ul style="list-style-type: none"> <li>Signed as a free agent on July 3, 2000.</li> <li>Traded to Vancouver for a 9th round pick in the 2001 NHL Entry Draft.</li> </ul>
<b>MATT SPILLER</b> 2007-08	D	<ul style="list-style-type: none"> <li>Signed as a free agent on July 3, 2007.</li> </ul>



# ALL-TIME ROSTER (CONT.)

**MIKE STEVENS**  
1988-89

- LW • Signed as a free agent on August 10, 1988.  
Traded to Toronto with Gilles Thibaudeau for Derek Laxdal, Jack Capuano and Paul Gagne on December 20, 1989.

**RALPH STEWART**  
1972-73-1975-76

- C • Traded from Detroit with Bob Cook for Brian Lavender and Ken Murray on January 17, 1973.  
Released in 1979.

**RON STEWART**  
1972-73

- RW • Purchased from New York Rangers on November 14, 1972.  
Released after 1972-73 season.

**MARTIN STRAKA**  
1995-96

- C • Acquired from Ottawa in three team trade with Bryan Berard and Ken Belanger for Kirk Muller and Wade Redden on January 23, 1996.  
Claimed by Florida on waivers on March 15, 1996.

**MARK STREIT**  
2008-09-

- D • Signed by the Islanders as a free agent on July 1, 2008

**JASON STRUDWICK**  
1995-96-1997-98

- D • 3rd pick, 63rd overall, in 1994 Entry Draft.  
Traded to Vancouver for Gino Odjick on March 23, 1998.

**BRENT SUTTER**  
1980-81-1991-92

- C • 1st pick, 17th overall, in 1980 Amateur Draft.  
Traded with Brad Lauer to Chicago for Adam Creighton and Steve Thomas on October 25, 1991.

**DUANE SUTTER**  
1979-80-1986-87

- RW • 1st pick, 17th overall, in 1979 Amateur Draft.  
Traded to Chicago for future considerations (Wayne Doucet) on September 4, 1987.

**RON SUTTER**  
1994-95

- C • Acquired from Quebec with Nordiques' 1994 first round draft choice (Brett Lindros) for Uwe Krupp and Islanders' first round choice in 1994 (Wade Belak) on July 28, 1994.  
Became a free agent July, 1995.

**ANDY SUTTON**  
2007-08

- D • Signed as a free agent on August 10, 2007.

**KEN SUTTON**  
2001-02

- D • Signed as a free agent on July 5, 2001.  
Claimed off waivers by the New Jersey Devils.

**BOB SWEENEY**  
1995-96

- C • Claimed in 1995 NHL Waiver Draft.  
Traded to Calgary for Pat Conacher and a 1997 sixth round draft selection on March 20, 1996.

**JEFF TAMBELLINI**  
2005-06

- LW • Acquired with Denis Grebeshkov from Los Angeles on March 8, 2006 for Mark Parrish, Brent Sopel and a conditional draft selection in the 2006 Entry Draft.

**STEVE TAMBELLINI**  
1978-79-1980-81

- C • 1st pick, 15th overall, in 1978 Amateur Draft.  
Traded to Colorado with Glenn Resch for Mike McEwen and Jari Kaarela on March 10, 1981.

**DICK TARNSTROM**  
2001-02

- D • 12th pick, 272nd overall, in 1994 Entry Draft  
Claimed off waivers by Pittsburgh on August 6, 2002.

**JOHN TAVARES**  
2009-10-

- C • 1st pick, 1st overall, in 2009 Entry Draft

**CHRIS TAYLOR**  
1994-95-1996-97

- C • 2nd pick, 27th overall, in 1990 Entry Draft.  
Became a free agent July, 1997.

**VICTOR TEAL**  
1973-74

- RW • Signed after training camp tryout in 1972.  
Released June, 1975.

**CHRIS TERRERI**  
2000-01

- G • Acquired from New Jersey with a 9th round pick for John Vanbiesbrouck on March 12, 2001.  
Became a free agent July, 2001.

**GILLES THIBAudeau**  
1989-90

- C • Signed as a free agent September, 1989.  
Traded to Toronto with Mike Stevens for Derek Laxdal, Jack Capuano and Paul Gagne on December 20, 1989.

**STEVE THOMAS**  
1991-92-1994-95

- RW • Acquired from Chicago with Adam Creighton for Brent Sutter and Brad Lauer on October 25, 1991.  
Traded to New Jersey in three team trade for Wendel Clark on October 3, 1995.

**NATE THOMPSON**  
2008-09-

- LW • Claimed off waivers from the Boston Bruins on October 8, 2008.

**MILAN TICHY**  
1994-95-1995-96

- D • Signed as a free agent August 2, 1994.  
Became a free agent July, 1996.

**JEFF TOMS**  
2000-01

- LW • Signed as a free agent on July 27, 2000.  
Claimed off waivers by the New York Rangers on January 13, 2001.

**JOHN TONELLI**  
1978-79-1985-86

- RW • 2nd pick, 33rd overall, in 1977 Amateur Draft.  
Traded to Calgary for Steve Konroyd and Rich Kromm on March 11, 1986.

**RAFFI TORRES**  
2001-02-2002-03

- LW • 2nd pick, 5th overall, in the 2000 Entry Draft.  
Traded to Edmonton along with Brad Isbister in exchange for Janne Niinimaa and a 2nd round pick in the 2003 Entry Draft on March 11, 2003.

**GRAEME TOWNSHEND**  
1991-92-1992-93

- RW • Signed as a free agent September 3, 1991.  
Became a free agent July, 1993.

**BRYAN TROTTIER**  
1975-76-1989-90

- C • 2nd pick, 22nd overall, in 1974 Amateur Draft.  
Contract bought out by the Islanders July 1, 1990.

**JOHN TUCKER**  
1990-91

- C • Traded by Buffalo for future considerations January 21, 1991.  
Released following the 1990-91 season.

**MARCO TUOMAINEN**  
2001-02

- LW • Signed as a free agent on July 18, 2001.  
Became a free agent July, 2002.

**PIERRE TURGEON**  
1992-93-1994-95

- C • Acquired from Buffalo with Benoit Hogue, Dave McLlwain and Uwe Krupp for Pat LaFontaine, Randy Wood, Randy Hillier and future considerations October 25, 1991.  
Traded to Montreal with Vladimir Malakhov for Kirk Muller, Mathieu Schneider and Craig Darby on April 4, 1995.

## ALL-TIME ROSTER (CONT.)

<b>BRAD TURNER</b>	D	<ul style="list-style-type: none"> <li>Signed as a free agent September 1990.</li> </ul>
1991-92		Became a free agent July 1993.
<b>NICK VACHON</b>	C	<ul style="list-style-type: none"> <li>Acquired from Los Angeles for Chris Marinucci November 18, 1996.</li> </ul>
1996-97		Became a free agent July 1997.
<b>STEPHEN VALIQUETTE</b>	G	<ul style="list-style-type: none"> <li>Signed as a free agent on August 17, 1998.</li> </ul>
1999-00-2002-03		Became a free agent July, 2003.
<b>JOHN VANBIESBROUCK</b>	G	<ul style="list-style-type: none"> <li>Acquired from Philadelphia for a 2001 4th round pick in the Entry Draft on June 4, 2000.</li> </ul>
2000-01		Traded to New Jersey for Chris Terrier and a 9th round pick in the 2001 Entry Draft on March 12, 2001.
<b>DARREN VAN IMPE</b>	D	<ul style="list-style-type: none"> <li>Acquired from Florida in exchange for a 2003 fifth round pick on March 19, 2002.</li> </ul>
2001-02		Became a free agent July 1, 2002.
<b>JOSEF VASICEK</b>	C	<ul style="list-style-type: none"> <li>Signed as a free agent on August 14, 2007.</li> </ul>
2007-08		Became a free agent on July 1, 2008.
<b>ANDREY VASILYEV</b>	LW	<ul style="list-style-type: none"> <li>11th pick, 248th overall, in 1992 Entry Draft.</li> </ul>
1994-95-1996-97		Became a free agent July, 1997.
<b>DENNIS VASKE</b>	D	<ul style="list-style-type: none"> <li>2nd pick, 38th overall, in the 1986 Entry Draft.</li> </ul>
1990-91-1997-98		Became a free agent July, 1998.
<b>YVON VAUTOUR</b>	RW	<ul style="list-style-type: none"> <li>6th pick, 104th overall, in 1976 Amateur Draft.</li> </ul>
1979-80		Selected by Colorado in the 1980 Waiver Draft.
<b>DAVID VOLEK</b>	LW/RW	<ul style="list-style-type: none"> <li>11th pick, 208th overall, in the 1984 Entry Draft.</li> </ul>
1988-89-1993-94		Retired September 1994.
<b>MICK VUKOTA</b>	RW	<ul style="list-style-type: none"> <li>Signed as a free agent March 2, 1987.</li> </ul>
1987-88-1996-97		Claimed on waivers by Tampa Bay on September 28, 1997.
<b>MIKE WALSH</b>	LW	<ul style="list-style-type: none"> <li>Signed as a free agent August, 1986.</li> </ul>
1987-88-1988-89		Became a free agent July, 1989.
<b>BEN WALTER</b>	C	<ul style="list-style-type: none"> <li>Acquired from Boston along with a 2009 second round draft selection for Petteri Nokelainen.</li> </ul>
2007-08-2008-09		Traded to New Jersey for Tony Romano and future considerations on June 30, 2009
<b>MIKE WATT</b>	LW	<ul style="list-style-type: none"> <li>Acquired from Edmonton in exchange for Eric Fichaud on June 18, 1998.</li> </ul>
1998-99-1999-00		Claimed by Nashville off waivers on May 23, 2000.
<b>STEVE WEBB</b>	LW	<ul style="list-style-type: none"> <li>Signed as a free agent October 14, 1996.</li> </ul>
1996-97-2002-03		Became a free agent July, 2003.
2003-04		Acquired from Pittsburgh in exchange for Alain Nasreddine on March 8, 2004
<b>KEVIN WEEKES</b>	G	<ul style="list-style-type: none"> <li>Acquired from Vancouver with Bill Muckalt and Dave Scatchard for Felix Potvin on December 19, 1999.</li> </ul>
1999-00		Traded to Tampa Bay with Kristian Kudroc and a 2nd round pick in the 2001 Entry Draft for a 1st round (Raffi Torres), 4th round and 7th round pick in the 2001 Entry Draft.
<b>STEVE WEEKS</b>	G	<ul style="list-style-type: none"> <li>Signed as a free agent September 16, 1991.</li> </ul>
1991-92		Traded to Los Angeles for a 1992 seventh round draft choice (Steve O'Rourke) February 18, 1992.
<b>DOUG WRIGHT</b>	C	<ul style="list-style-type: none"> <li>Signed by the Islanders as a free agent on July 2, 2008</li> </ul>
2008-09		
<b>MATTIAS WEINHANDL</b>	RW	<ul style="list-style-type: none"> <li>5th pick, 78th overall, in 1999 Entry Draft.</li> </ul>
2003-04-2005-06		Claimed off waivers by Minnesota on March 4, 2006.
<b>ED WESTFALL</b>	RW	<ul style="list-style-type: none"> <li>Obtained in 1972 Expansion Draft.</li> </ul>
1972-73-1978-79		Retired May 8, 1979.
<b>JASON WIDMER</b>	D	<ul style="list-style-type: none"> <li>8th pick, 176th overall, in 1992 Entry Draft.</li> </ul>
1994-95-1995-96		Became a free agent July, 1996.
<b>JASON WIEMER</b>	C	<ul style="list-style-type: none"> <li>Acquired from Florida in exchange for defensive prospect Branislav Mezei on July 2, 2002.</li> </ul>
2002-03-2003-04		Claimed off waivers by Minnesota on November 13, 2003.
<b>BRENDAN WITT</b>	D	<ul style="list-style-type: none"> <li>Signed as a free agent on July 3, 2006.</li> </ul>
2006-07-		
<b>RANDY WOOD</b>	C/LW	<ul style="list-style-type: none"> <li>Signed as a free agent in September, 1986.</li> </ul>
1986-87-1991-92		Traded to Buffalo with Pat LaFontaine, Randy Hillier and future considerations for Pierre Turgeon, Uwe Krupp, Benoit Hogue and Dave McLlwain October 25, 1991.
1996-97		<ul style="list-style-type: none"> <li>Signed as a free agent October 2, 1996.</li> </ul>
		Became a free agent July 1997.
<b>ALEXEI YASHIN</b>	C	<ul style="list-style-type: none"> <li>Acquired from Ottawa in exchange for Zdeno Chara, Bill Muckalt and a first round pick on June 23, 2001.</li> </ul>
2001-02-2006-07		Contract bought out on June 6, 2007.
<b>MIKE YORK</b>	C/RW	<ul style="list-style-type: none"> <li>Acquired from Edmonton along with a 2006 conditional draft pick for Michael Peca on August 3, 2005.</li> </ul>
2005-06-2006-07		Traded to Philadelphia on December 20, 2006 for Randy Robitaille and a 2008 fifth round draft selection.
<b>RICHARD ZEDNIK</b>	RW	<ul style="list-style-type: none"> <li>Acquired from Washington on February 26, 2007 for a 2007 second round draft selection.</li> </ul>
2006-07		Became a free agent on July 1 2007.
<b>ALEXEI ZHITNIK</b>	D	<ul style="list-style-type: none"> <li>Signed as a free agent on August 2, 2005.</li> </ul>
2005-06-2006-07		Traded to Philadelphia on December 16, 2006 for Freddy Meyer IV and a 2008 third round draft selection.

# ALL-TIME NUMERICAL ROSTER

## #1

Gerry Gray  
Glenn Resch  
Roland Melanson  
Jeff Hackett  
Steve Weeks  
Danny Lorenz  
Eric Fichaud  
Marcel Cousineau  
Roberto Luongo  
Rick DiPietro  
Mike Dunham  
Peter Mannino

## #2

Gerry Hart  
Mike Hordy  
Mike McEwen  
Gord Dineen  
Dean Chynoweth  
Wayne McBean  
Chris Luongo  
Bob Beers  
Rich Pilon  
Branislav Mezei  
Mattias Timander  
Aaron Johnson  
Mark Streit

## #3

Brian Leffey  
Jean Potvin  
Pat Price  
Tomas Jonsson  
Doug Crossman  
Jeff Finley  
Dean Chynoweth  
Bob Halkidis  
Kenny Jonsson  
Zdeno Chara  
Adrian Aucoin  
Brent Sopel  
Denis Grebeshkov  
Tom Poti  
Rob Davison

## #4

Jim Mair  
Jean Potvin  
Bob Lorimer  
Paul Boutilier  
Gerald Diduck  
Bill Berg  
Uwe Krupp  
Brent Severny  
Bryan McCabe  
Eric Brewer  
Roman Hamrlík  
Joel Bouchard  
Bryan Berard  
Brett Skinner

## #5

Ken Murray  
Ron Smith  
Bob Nystrom  
Denis Potvin  
(Retired in honor of Denis Potvin Feb. 1, 1992)

## #6

Bill Mikkelsen  
Bert Marshall  
Randy Johnston  
Ken Morrow  
Wayne McBean  
Chris Luongo  
Corey Foster  
Doug Houda  
David Harlock  
Jamie Heward  
Mathieu Biron  
Ken Sutton  
Brandon Smith  
Bruno Gervais  
Sean Hill  
Matt Spiller

## #7

Germain Gagnon  
Dave Fortier  
Stefan Persson  
Greg Gilbert  
Tom Fitzgerald  
Jeff Finley  
John Tucker  
Greg Parks  
Brad Turner  
Scott Lachance  
Dallas Eakins  
Ray Schultz  
Kevin Haller  
Trent Hunter

## #8

Don Blackburn  
Garry Howatt  
Darcy Regier  
Kevin Devine  
Randy Boyd  
Patrick Flatley  
Jeff Norton  
Bob McGill  
Chris Luongo  
David Maley  
Gord Dineen  
Mike Donnelly  
Steve Webb  
Jason Krog  
Dick Tarnstrom  
Tomi Pettinen  
Bruno Gervais

## #9

Brian Spencer  
Clark Gillies  
David Chyzowski  
Kirk Muller  
(Retired in honor of Clark Gillies Dec. 7, 1996)

## #10

Lorne Henning  
Alan Kerr  
Brad Lauer  
Dave McLlwain  
Claude Loiselle  
Kip Miller  
Craig Darby  
Danton Cole  
Micah Aivazoff  
Randy Wood  
Corey Foster

Joe Sacco  
Jason Dawe  
Mats Lindgren  
Eric Manlow  
Sean Bergenheim  
Richard Park

## #11

Dave Hudson  
Bill MacMillan  
Wayne Merrick  
Roger Kortko  
Randy Wood  
Adam Creighton  
Darius Kasparaitis  
Randy Wood  
Sean Haggerty  
Kevin Miller  
Craig Janney  
Niklas Andersson  
Jason Krog  
Bill Muckalt  
Kip Miller  
Mattias Weinhandl  
Andy Hilbert

## #12

Terry Crisp  
Ernie Hicke  
Jean Paul Parise  
Richie Hansen  
Duane Sutter  
Todd McLellan  
Todd Okerlund  
Richard Kromm  
Mick Vukota  
Mark Janssens  
Mike Watt  
Oleg Kvasha  
Chris Simon  
Josh Bailey

## #13

Claude Lapointe  
Bill Guerin

## #14

Brian Marchinko  
Bob Bourne  
Randy Boyd  
Tom Fitzgerald  
Scott Scissons  
Joe Day  
Ron Sutter  
Andrey Vasiliev  
Danton Cole  
Chris Taylor  
Derek Armstrong  
Tom Chorske  
Joe Sacco  
Chris Ferraro  
Jason Blake  
Mike Stapleton  
Alexander Kharitinov  
Chris Campoli

## #15

Bill Harris  
Brad Dalgarno  
Bryan Smolinski  
Jason Dawe  
Tom Chorske  
Ted Donato  
Brad Isbister  
Jeff Tambellini

## #16

Brian Lavender  
Ralph Stewart  
Michel Bergeron  
Richie Hansen  
Steve Tambellini  
Mike McEwen  
Pat LaFontaine  
Brian Mullen  
Zigmund Palffy  
Daniel Lacroix  
Vladimir Orszagh  
Craig Berube  
Raffi Torres  
Justin Papineau  
Justin Mapletoft  
Michael York  
Jon Sim

## #17

Tom Miller  
Jude Drouin  
Garth MacGuigan  
Alex McKendry  
Neal Coulter  
Greg Gilbert  
Brad Dalgarno  
Chris Pryor  
Rod Dallman  
Paul Gagne  
Craig Ludwig  
Bill Berg  
Daniel Marois  
Steve Junker  
David Maley  
Yan Kaminsky  
Chris Marinucci  
Wendel Clark  
Darby Hendrickson  
Sergei Nemchinov  
Tony Hrkac  
Ted Drury  
Taylor Pyatt  
Shawn Bates  
Thomas Pock

## #18

Ed Westfall  
Rob DiMaio  
Marty McNis  
Mike Hough  
Tim Connolly  
Jim Cummins  
Jeff Hamilton  
Mike Sillinger

## #19

Craig Cameron  
Bryan Trotter  
(Retired in honor of Bryan Trotter Oct. 20, 2001).

## #20

Bob Nystrom  
Rich Grenier  
Dave Pulkkinen  
Doug Rombough  
Yvon Vautour  
Mats Hallin  
Alex McKendry  
Dale Henry  
Greg Parks  
Ray Ferraro  
Bob Sweeney  
Jamie Rivers  
Steve Webb  
Eric Manlow  
Richard Zednik  
Sean Bergenheim

## #21

Arnie Brown  
Dave Pulkkinen  
Ron Smith  
Andre St. Laurent  
Mike Kaszycki  
Butch Goring  
Brent Sutter  
Dan Plante  
Rick Green  
Nick Vachon  
Robert Reichel  
Mariusz Czerkawski  
Trent Hunter  
Robert Nilsson  
Deron Quint  
Kyle Okposo

## #22

Ron Smith  
Bob Cook  
Victor Teal  
Mike Bossy  
(Retired in honor of Mike Bossy March 3, 1992)

## #23

Garry Howatt  
Bob Nystrom  
Randy Hillier  
Rick Green  
Vladimir Malakhov  
(Retired in honor of Bob Nystrom April 1, 1995)

## #24

Ron Stewart  
Bill MacMillan  
Walt Ledingham  
Mike Kaszycki  
Gord Lane  
Mikko Makela  
Ken Baumgartner  
Daniel Marois  
Richard Kromm  
Greg Parks  
Keith Acton  
Troy Loney  
Brent Severny  
Dave Archibald  
Paul Kruse  
Gino Odjick  
Johan Davidsson  
Mark Lawrence  
Radek Martinek

# ALL-TIME NUMERICAL ROSTER (CONT.)

**#25**

Neil Nicholson  
Dave Lewis  
Bill Carroll  
Ron Handy  
Ari Haanpaa  
David Volek  
Chris Taylor  
Paul Stanton  
Pat Conacher  
Chris Taylor  
Mariusz Czerkawski  
Josh Green  
Juraj Kolnik  
Randy Robitaille  
Alexander Karpovtsev  
Brad Lukowich  
Viktor Kozlov  
Andy Sutton

**#26**

Dave Langevin  
Patrick Flatley  
Jeff Toms  
Justin Mapletoft  
Justin Papineau  
Rob Collins  
Ruslan Fedotenko

**#27**

John Tonelli  
Derek King  
Mark Parrish  
Michael Pecca  
Jeremy Colliton  
Darryl Bootland  
Matt Keith

**#28**

Anders Kallur  
Mark Hamway  
Bob Bassen  
Wayne McBean  
Don Maloney  
Paul Guay  
Tom Kurvers  
Chris Taylor  
Alexander Semak  
Jim Dowd  
Dennis Vaske  
Felix Potvin  
Jason Krog  
Gary Galley  
Jason Krog  
Darren Van Impe  
Jason Wiemer  
Wyatt Smith  
Tim Jackman

**#29**

Hector Marini  
Ken Leiter  
Gerald Diduck  
Mark Fitzpatrick  
Joe Reekie  
Jamie McLennan  
Kenny Jonsson  
Petteri Nokelainen  
Ben Walter

**#30**

Gerry Desjardins  
Richard Brodeur  
Goran Hogosta  
Roland Melanson  
Kelly Hudey  
Mark Fitzpatrick  
Tommy Soderstrom  
Wade Flaherty  
Chris Terrieri  
Garth Snow

**#31**

Bill Smith  
(Retired in honor of Bill Smith Feb. 21, 1993)

**#32**

Bruce Affleck  
Dale Henry  
Brad Lauer  
Richard Kromm  
Steve Thomas  
Grigori Panteleev  
Niklas Andersson  
Trevor Linden  
Jorgen Jonsson  
Petr Mika  
Aris Brimmanis  
Alan Letang  
Brendan Witt

**#33**

Neil Hawryliw  
Kevin Devine  
Marc Bergevin  
Steve Konroyd  
Ray Ferraro  
Dennis Vaske  
Benoit Hogue  
Milan Tichy  
Ken Belanger  
Eric Cairns  
Eric Boguniecki

**#34**

Garth MacGuigan  
Gord Dineen  
Ken Leiter  
Brian Curran  
Chris Pryor  
Rob DiMaio  
Danny Lorenz  
Graeme Townshend  
Iain Fraser  
Brent Grieve  
Dan Plante  
Milan Tichy  
Yan Kaminsky  
Micah Aivazoff  
Jason Herter  
Jason Widmer  
Andrey Vasilyev  
Jarrett Deuling  
Bryan Berard  
Mathieu Biron  
John Vanbiesbrouck  
Steve Valiquette  
Wade Dubielewicz  
Yann Danis

**#35**

Richard Kromm  
Reed Larson  
Chris Pryor  
Glenn Healy  
Tom Draper  
Tommy Salo  
Stephen Valiquette  
Chris Osgood  
Joey MacDonald

**#36**

Glenn Johannssen  
Neal Coulter  
Rod Dallman  
Gary Nylund  
Jason Widmer  
Andrey Vasilyev  
Bob Halkidis  
Jason Strudwick  
Micah Aivazoff  
Jarrett Deuling  
Dane Jackson  
J.J. Daigneault  
Ted Crowley  
Ray Schultz  
Niklas Andersson  
Evgeny Korolev  
Mike Iggliden

**#37**

Jeff Finley  
Danny Lorenz  
Richard Kromm  
Dennis Vaske  
Jeff Libby  
Dmitri Nabokov  
Steve Martins  
Mark Parrish  
Kip Brennan  
Dean McAmmond

**#38**

Mick Vukota  
Gilles Thibaudeau  
Derek Laxdal  
Marty McInnis  
Graeme Townshend  
Scott Scissons  
Jason Simon  
Derek Armstrong  
Andrey Vasilyev  
Andreas Johansson  
Barry Richter  
Dave Scatchard  
Allan Rourke  
Jack Hillen

**#39**

Marc Bergevin  
Mike Walsh  
Hubie McDonough  
Travis Green  
Dean Malkoc  
Scott Pearson  
Sean Haggerty  
Ray Schultz  
Robert Petrovicky  
Rick DiPietro

**#40**

Raimo Helminen  
Brad Dalgarno  
George Maneluk  
Matt Koalska  
Joel Rechlicz

**#41**

Ray Giroux  
Derek Bekar

**#42**

Shawn Byram  
Andrey Vasilyev  
Dan Plante

**#43**

Martin Straka  
Mike MacWilliam  
Chris Taylor  
Jason Strudwick  
Mikael Andersson  
Trent Hunter  
Ryan Caldwell  
Andrew MacDonald

**#44**

Ken Leiter  
Rod Dallman  
Jari Gronstrand  
Todd Bertuzzi  
Jason Dawe  
Mark Lawrence  
Jesse Belanger  
Sven Butenschon  
Janne Niinimaa  
John Erskine  
Freddy Meyer IV

**#45**

Vern Smith  
Dale Kushner  
Danny Lorenz  
Marko Kiprusoff  
Aron Asham  
Nate Thompson

**#46**

Scott Howson  
Dale Kushner  
Jason Holland  
Marco Tuominen

**#47**

Rich Pilon  
Dick Tarnstrom  
Marc-Andre Bergeron

**#48**

Claude Lapointe  
Warren Luhnning  
Steve Regier

**#49**

Vladimir Orszagh  
Eric Godard  
Drew Fata  
Mitch Fritz

**#50**

Scott Scissons

**#51**

Anders Myrvold  
Dave Roche  
Frans Nielsen

**#52**

Mark Lawrence  
Sven Butenschon

**#53**

Mike Walsh  
Tom Fitzgerald  
Zdeno Chára

**#54**

Kip Miller  
Rob Collins  
Kurtis McLean

**#55**

Mike Stevens  
Felix Potvin  
Vladimir Chebaturkin  
Jason Blake

**#56**

Marcel Cousineau  
Ian Herbers  
Jason Podollan

**#57**

Mark Hamway  
Shawn Evans  
Blake Comeau

**#58**

Bill Berg  
John Namestnikov  
Aris Brimmanis  
Masi Marjamaki  
Jesse Joensuu

**#59**

Tom Fitzgerald  
Alain Nasreddine

**#60**

Ray Schultz  
Frederic Cloutier

**#62**

Steve Webb  
Olli Jokinen  
Kevin Colley

**#63**

Cole Jarrett  
Josef Vasicek

**#67**

Mike Kennedy  
Sean Bentivoglio

**#68**

Zigmund Palffy

**#71**

Dennis Vaske

## ALL-TIME NUMERICAL ROSTER (CONT.)

### #72

Ron Hextall  
Mathieu Schneider  
Jeremy Colliton

### #75

Brett Lindros

### #77

Pierre Turgeon  
Cliff Ronning  
Alexei Zhitnik  
Trevor Smith

### #79

Alexei Yashin

### #80

Kevin Weekes

### #81

Miroslav Satan

### #82

Martin Straka

### #89

David Chyzowski  
Mike Comrie

### #91

Butch Goring

### #92

Vladimir Malakhov

### #93

Doug Weight

### #94

Ryan Smyth



STANLEY CUP  
PLAYOFFS

**STANLEY CUP  
PLAYOFFS**

# YEAR-BY-YEAR STANLEY CUP RECORDS

SEASON	OPPONENT	ROUND	W	L	WINNER
1972-73	DID NOT QUALIFY	----	----	----	----
1973-74	DID NOT QUALIFY	----	----	----	----
1974-75	NY Rangers	PRE	2	1	ISLANDERS
	Pittsburgh	QF	4	3	ISLANDERS
	Philadelphia	SF	3	4	Philadelphia
1975-76	Vancouver	PRE	2	0	ISLANDERS
	Buffalo	QF	4	2	ISLANDERS
	Montreal	SF	1	4	Montreal
1976-77	Chicago	PRE	2	0	ISLANDERS
	Buffalo	QF	4	0	ISLANDERS
	Montreal	SF	2	4	Montreal
1977-78	Toronto	QF	3	4	Toronto
1978-79	Chicago	QF	4	0	ISLANDERS
	NY Rangers	SF	2	4	NY Rangers
1979-80	Los Angeles	PRE	3	1	ISLANDERS
	Boston	QF	4	1	ISLANDERS
	Buffalo	SF	4	2	ISLANDERS
	Philadelphia	F	4	2	ISLANDERS
1980-81	Toronto	PRE	3	0	ISLANDERS
	Edmonton	QF	4	2	ISLANDERS
	NY Rangers	SF	4	0	ISLANDERS
	Minnesota	F	4	1	ISLANDERS
1981-82	Pittsburgh	PDSF	3	2	ISLANDERS
	NY Rangers	PDF	4	2	ISLANDERS
	Quebec	WCF	4	0	ISLANDERS
	Vancouver	F	4	0	ISLANDERS
1982-83	Washington	PDSF	3	1	ISLANDERS
	NY Rangers	PDF	4	2	ISLANDERS
	Boston	WCF	4	2	ISLANDERS
	Edmonton	F	4	0	ISLANDERS
1983-84	NY Rangers	PDSF	3	2	ISLANDERS
	Washington	PDF	4	1	ISLANDERS
	Montreal	WCF	4	2	ISLANDERS
	Edmonton	F	1	4	Edmonton
1984-85	Washington	PDSF	3	2	ISLANDERS
	Philadelphia	PDF	1	4	Philadelphia
1985-86	Washington	PDSF	0	3	Washington
1986-87	Washington	PDSF	4	3	ISLANDERS
	Philadelphia	PDF	3	4	Philadelphia
1987-88	New Jersey	PDSF	2	4	New Jersey
1988-89	DID NOT QUALIFY	----	----	----	----
1989-90	NY Rangers	PDSF	1	4	NY Rangers
1990-91	DID NOT QUALIFY	----	----	----	----
1991-92	DID NOT QUALIFY	----	----	----	----
1992-93	Washington	PDSF	4	2	ISLANDERS
	Pittsburgh	PDF	4	3	ISLANDERS
	Montreal	WCF	1	4	Montreal
1993-94	NY Rangers	ECQF	0	4	NY Rangers
1994-95	DID NOT QUALIFY	----	----	----	----
1995-96	DID NOT QUALIFY	----	----	----	----
1996-97	DID NOT QUALIFY	----	----	----	----
1997-98	DID NOT QUALIFY	----	----	----	----
1998-99	DID NOT QUALIFY	----	----	----	----
1999-00	DID NOT QUALIFY	----	----	----	----
2000-01	DID NOT QUALIFY	----	----	----	----
2001-02	Toronto	ECQF	3	4	Toronto
2002-03	Ottawa	ECQF	1	4	Ottawa
2003-04	Tampa Bay	ECQF	1	4	Tampa Bay
2004-05	NO NHL SEASON	LOCKOUT	----	----	----
2005-06	DID NOT QUALIFY	----	----	----	----
2006-07	Buffalo	ECQF	1	4	Buffalo
2007-08	DID NOT QUALIFY	----	----	----	----

**PDSF** Patrick Division Semi-Finals

**PRE** Preliminary Round

**ECQF** Eastern Conference Quarter-Finals

**PDF** Patrick Division Finals

**QF** Quarter-Final Round

**WCF**

**SF**

**F**

Wales Conference Finals

Semi-Final Round

Final Round



# NYI PLAYOFF RECORD VS. NHL

OVERALL	GP	W	L	GF	GA
Boston Bruins	11	8	3	49	35
Buffalo Sabres	21	13	8	70	62
Chicago Blackhawks	6	6	0	21	6
Edmonton Oilers	15	9	6	58	47
Los Angeles Kings	4	3	1	21	10
Minnesota North Stars	5	4	1	26	16
Montreal Canadiens	22	8	14	55	64
New Jersey Devils	6	2	4	18	23
New York Rangers	39	20	19	129	132
Ottawa Senators	5	1	4	7	13
Philadelphia Flyers	25	11	14	69	83
Pittsburgh Penguins	19	11	8	67	58
Quebec Nordiques	4	4	0	18	9
Tampa Bay Lightning	5	1	4	5	12
Toronto Maple Leafs	17	9	8	54	42
Vancouver Canucks	6	6	0	26	14
Washington Capitals	30	18	12	99	88
<b>TOTALS</b>	<b>240</b>	<b>134</b>	<b>106</b>	<b>792</b>	<b>714</b>

HOME	GP	W	L	GF	GA
Boston Bruins	5	4	1	31	17
Buffalo Sabres	10	7	3	40	31
Chicago Blackhawks	4	4	0	14	5
Edmonton Oilers	7	5	2	32	14
Los Angeles Kings	2	1	1	11	7
Minnesota North Stars	3	3	0	17	7
Montreal Canadiens	10	6	4	30	21
New Jersey Devils	3	1	2	8	10
New York Rangers	19	10	9	67	63
Ottawa Senators	2	0	2	3	6
Philadelphia Flyers	11	7	4	40	32
Pittsburgh Penguins	9	7	2	44	27
Quebec Nordiques	2	2	0	9	3
Tampa Bay Lightning	2	0	2	0	6
Toronto Maple Leafs	9	3	0	39	16
Vancouver Canucks	3	3	0	17	12
Washington Capitals	14	9	5	47	43
<b>TOTALS</b>	<b>115</b>	<b>77</b>	<b>38</b>	<b>449</b>	<b>320</b>

ROAD	GP	W	L	GF	GA
Boston Bruins	6	4	2	18	18
Buffalo Sabres	11	6	5	30	31
Chicago Blackhawks	2	2	0	7	1
Edmonton Oilers	8	4	4	26	33
Los Angeles Kings	2	2	0	10	3
Minnesota North Stars	2	1	1	9	9
Montreal Canadiens	12	2	10	25	43
New Jersey Devils	3	1	2	10	13
New York Rangers	20	10	10	62	69
Ottawa Senators	3	1	2	4	7
Philadelphia Flyers	14	4	10	29	51
Pittsburgh Penguins	10	4	6	23	31
Quebec Nordiques	2	2	0	9	6
Tampa Bay Lightning	3	1	2	5	6
Toronto Maple Leafs	8	1	7	16	26
Vancouver Canucks	3	3	0	9	2
Washington Capitals	16	9	7	52	45
<b>TOTALS</b>	<b>125</b>	<b>57</b>	<b>68</b>	<b>343</b>	<b>394</b>

SEASON	OVERALL					HOME			ROAD		
	GP	W	L	GF	GA	GP	W	L	GP	W	L
1974-75	17	9	8	47	50	7	4	3	10	5	5
1975-76	13	7	6	43	39	6	5	1	7	2	5
1976-77	12	8	4	36	32	7	5	2	5	3	2
1977-78	7	3	4	13	16	4	3	1	3	0	3
1978-79	10	6	4	27	21	5	3	2	5	3	2
1979-80	21	15	6	88	66	10	7	3	11	8	3
1980-81	18	15	3	97	48	10	9	1	8	6	2
1981-82	19	15	4	85	52	10	8	2	9	7	2
1982-83	20	15	5	94	53	10	9	1	10	6	4
1983-84	21	12	9	62	60	11	8	3	10	4	6
1984-85	10	4	6	25	28	4	3	1	6	1	5
1985-86	3	0	3	4	11	1	0	1	2	0	2
1986-87	14	7	7	35	42	6	2	4	8	5	3
1987-88	6	2	4	18	23	3	1	2	3	1	2
1989-90	5	1	4	13	22	2	1	1	3	0	3
1992-93	18	9	9	58	65	8	6	2	10	3	7
1993-94	4	0	4	3	22	2	0	2	2	0	2
2001-02	7	3	4	21	22	3	3	0	4	0	4
2002-03	5	1	4	7	13	2	0	2	3	1	2
2003-04	5	1	4	5	12	2	0	2	3	1	2
2006-07	5	1	4	11	17	2	0	2	3	1	2
<b>TOTALS</b>	<b>240</b>	<b>134</b>	<b>106</b>	<b>792</b>	<b>714</b>	<b>115</b>	<b>77</b>	<b>38</b>	<b>125</b>	<b>57</b>	<b>68</b>



# ROUND-BY-ROUND RESULTS

## 1975

### PRELIMINARY ROUND VS. RANGERS

APR. 8	NYI 3	at	NYR 2	W
APR. 10	NYI 3	vs.	NYR 8	L
APR. 11	NYI 4	at	NYR 3	W OT

(ISLANDERS WIN SERIES 2-1)

### QUARTER-FINALS VS. PITTSBURGH

APR. 13	NYI 4	at	PIT 5	L
APR. 15	NYI 1	at	PIT 3	L
APR. 17	NYI 4	vs.	PIT 6	L
APR. 20	NYI 3	vs.	PIT 1	W
APR. 22	NYI 4	at	PIT 2	W
APR. 24	NYI 4	vs.	PIT 1	W
APR. 26	NYI 1	at	PIT 0	W

(ISLANDERS WIN SERIES 4-3)

### SEMI-FINALS VS. PHILADELPHIA

APR. 29	NYI 0	at	PHI 4	L
MAY 1	NYI 4	at	PHI 5	L OT
MAY 4	NYI 0	vs.	PHI 1	W
MAY 7	NYI 4	vs.	PHI 3	W OT
MAY 8	NYI 5	at	PHI 1	W
MAY 11	NYI 2	vs.	PHI 1	W
MAY 13	NYI 1	at	PHI 4	L

(PHILADELPHIA WINS SERIES 4-3)

## 1976

### PRELIMINARY ROUND VS. VANCOUVER

APR. 6	NYI 5	vs.	VAN 3	W
APR. 8	NYI 3	at	VAN 1	W

(ISLANDERS WIN SERIES 2-0)

### QUARTER-FINALS VS. BUFFALO

APR. 11	NYI 3	at	BUF 5	L
APR. 13	NYI 2	at	BUF 3	L OT
APR. 15	NYI 5	vs.	BUF 3	W
APR. 17	NYI 4	vs.	BUF 2	W
APR. 20	NYI 4	at	BUF 3	W
APR. 22	NYI 3	vs.	BUF 2	W

(ISLANDERS WIN SERIES 4-2)

### SEMI-FINALS VS. MONTREAL

APR. 27	NYI 2	at	MTL 3	L
APR. 29	NYI 3	at	MTL 4	L
MAY 1	NYI 2	vs.	MTL 3	L
MAY 4	NYI 5	vs.	MTL 2	W
MAY 6	NYI 2	at	MTL 5	L

(MONTREAL WINS SERIES 4-1)

## 1977

### PRELIMINARY ROUND VS. CHICAGO

APR. 5	NYI 5	vs.	CHI 2	W
APR. 7	NYI 2	vs.	CHI 1	W

(ISLANDERS WIN SERIES 2-0)

### QUARTER-FINALS VS. BUFFALO

APR. 11	NYI 4	vs.	BUF 2	W
APR. 13	NYI 4	vs.	BUF 2	W
APR. 15	NYI 4	at	BUF 3	W
APR. 17	NYI 4	at	BUF 2	W

(ISLANDERS WIN SERIES 4-0)

### SEMI-FINALS VS. MONTREAL

APR. 23	NYI 3	at	MTL 4	L
APR. 26	NYI 0	at	MTL 3	L
APR. 28	NYI 5	vs.	MTL 3	W
APR. 30	NYI 0	vs.	MTL 4	L
MAY 3	NYI 4	at	MTL 3	W OT
MAY 5	NYI 1	vs.	MTL 2	L

(MONTREAL WINS SERIES 4-2)

## 1978

### QUARTER-FINALS VS. TORONTO

APR. 17	NYI 4	vs.	TOR 1	W
APR. 19	NYI 3	vs.	TOR 2	W OT
APR. 21	NYI 0	at	TOR 2	L
APR. 23	NYI 1	at	TOR 3	L
APR. 25	NYI 2	vs.	TOR 1	W OT
APR. 27	NYI 2	at	TOR 5	L
APR. 29	NYI 1	vs.	TOR 2	L OT

(TORONTO WINS SERIES 4-3)

## 1979

### QUARTER-FINALS VS. CHICAGO

APR. 16	NYI 6	vs.	CHI 2	W
APR. 18	NYI 1	vs.	CHI 0	W OT
APR. 20	NYI 4	at	CHI 0	W
APR. 22	NYI 3	at	CHI 1	W

(ISLANDERS WIN SERIES 4-0)

### SEMI-FINALS VS. RANGERS

APR. 26	NYI 1	vs.	NYR 4	L
APR. 28	NYI 4	vs.	NYR 3	W OT
MAY 1	NYI 1	at	NYR 3	L
MAY 3	NYI 3	at	NYR 2	W OT
MAY 5	NYI 3	vs.	NYR 4	L
MAY 8	NYI 1	at	NYR 2	L

(RANGERS WIN SERIES 4-2)

## 1980

### PRELIMINARY ROUND VS. LOS ANGELES

APR. 8	NYI 8	vs.	LA 1	W
APR. 9	NYI 3	vs.	LA 6	L
APR. 11	NYI 4	at	LA 3	W OT
APR. 12	NYI 6	at	LA 0	W

(ISLANDERS WIN SERIES 3-1)

### QUARTER-FINALS VS. BOSTON

APR. 16	NYI 2	at	BOS 1	W OT
APR. 17	NYI 5	at	BOS 4	W OT
APR. 19	NYI 5	vs.	BOS 3	W
APR. 21	NYI 3	vs.	BOS 4	L OT
APR. 22	NYI 4	at	BOS 2	W

(ISLANDERS WIN SERIES 4-1)

### SEMI-FINALS VS. BUFFALO

APR. 29	NYI 4	at	BUF 1	W
MAY 1	NYI 2	at	BUF 1	W
2OT				
MAY 3	NYI 7	vs.	BUF 4	W
MAY 6	NYI 4	vs.	BUF 7	L
MAY 8	NYI 0	at	BUF 2	L
MAY 10	NYI 5	vs.	BUF 2	W

(ISLANDERS WIN SERIES 4-2)

### STANLEY CUP FINALS VS. PHILADELPHIA

MAY 13	NYI 4	at	PHI 3	W OT
MAY 15	NYI 3	at	PHI 8	L
MAY 17	NYI 6	vs.	PHI 2	W
MAY 19	NYI 5	vs.	PHI 2	W
MAY 22	NYI 3	at	PHI 6	L
MAY 24	NYI 5	vs.	PHI 4	W OT

(ISLANDERS WIN SERIES 4-2)

# ROUND-BY-ROUND RESULTS (CONT.)

## 1981

### PRELIMINARY ROUND VS. TORONTO

APR. 8	NYI 9	vs.	TOR 2	W
APR. 9	NYI 5	vs.	TOR 1	W
APR. 11	NYI 6	at	TOR 1	W

(ISLANDERS WIN SERIES 3-0)

### QUARTER-FINALS VS. EDMONTON

APR. 16	NYI 8	vs.	EDM 2	W
APR. 17	NYI 6	vs.	EDM 3	W
APR. 19	NYI 2	at	EDM 5	L
APR. 20	NYI 5	at	EDM 4	W OT
APR. 22	NYI 3	vs.	EDM 4	L
APR. 24	NYI 5	at	EDM 2	W

(ISLANDERS WIN SERIES 4-2)

### SEMI-FINALS VS. RANGERS

APR. 28	NYI 5	vs.	NYR 2	W
APR. 30	NYI 7	vs.	NYR 3	W
MAY 2	NYI 5	at	NYR 1	W
MAY 5	NYI 5	at	NYR 2	W

(ISLANDERS WIN SERIES 4-0)

### STANLEY CUP FINALS VS. MINNESOTA

MAY 12	NYI 6	vs.	MIN 3	W
MAY 14	NYI 6	vs.	MIN 3	W
MAY 17	NYI 7	at	MIN 5	W
MAY 19	NYI 2	at	MIN 4	L
MAY 21	NYI 5	vs.	MIN 1	W

(ISLANDERS WIN SERIES 4-1)

## 1982

### PATRICK DIVISION SEMI-FINALS VS. PITTSBURGH

APR. 7	NYI 8	vs.	PIT 1	W
APR. 8	NYI 7	vs.	PIT 2	W
APR. 10	NYI 1	at	PIT 2	L OT
APR. 11	NYI 2	at	PIT 5	L
APR. 13	NYI 4	vs.	PIT 3	W OT

(ISLANDERS WIN SERIES 3-2)

### PATRICK DIVISION FINAL VS. RANGERS

APR. 15	NYI 4	vs.	NYR 5	L
APR. 16	NYI 7	vs.	NYR 2	W
APR. 18	NYI 4	at	NYR 3	W OT
APR. 19	NYI 5	at	NYR 3	W
APR. 21	NYI 2	vs.	NYR 4	L
APR. 23	NYI 5	at	NYR 3	W

(ISLANDERS WIN SERIES 4-2)

### WALES CONFERENCE FINAL VS. QUEBEC

APR. 27	NYI 4	vs.	QUE 1	W
APR. 29	NYI 5	vs.	QUE 2	W
MAY 1	NYI 5	at	QUE 4	W OT
MAY 4	NYI 4	at	QUE 2	W

(ISLANDERS WIN SERIES 4-0)

### STANLEY CUP FINALS VS. VANCOUVER

MAY 8	NYI 6	vs.	VAN 5	W OT
MAY 11	NYI 6	vs.	VAN 4	W
MAY 13	NYI 3	at	VAN 0	W
MAY 16	NYI 3	at	VAN 1	W

(ISLANDERS WIN SERIES 4-0)

## 1983

### PATRICK DIVISION SEMI-FINALS VS. WASHINGTON

APR. 6	NYI 5	vs.	WSH 2	W
APR. 7	NYI 2	vs.	WSH 4	L
APR. 9	NYI 6	at	WSH 2	W
APR. 10	NYI 6	at	WSH 3	W

(ISLANDERS WIN SERIES 3-1)

### PATRICK DIVISION FINAL VS. RANGERS

APR. 14	NYI 4	vs.	NYR 1	W
APR. 15	NYI 5	vs.	NYR 0	W
APR. 17	NYI 6	at	NYR 7	L
APR. 18	NYI 1	at	NYR 3	L
APR. 20	NYI 7	vs.	NYR 2	W
APR. 22	NYI 5	at	NYR 2	W

(ISLANDERS WIN SERIES 4-2)

### WALES CONFERENCE FINAL VS. BOSTON

APR. 26	NYI 5	at	BOS 2	W
APR. 28	NYI 1	at	BOS 4	L
APR. 30	NYI 7	vs.	BOS 3	W
MAY 3	NYI 8	vs.	BOS 3	W
MAY 5	NYI 1	at	BOS 5	L
MAY 7	NYI 8	vs.	BOS 4	W

(ISLANDERS WIN SERIES 4-2)

### STANLEY CUP FINAL VS. EDMONTON

MAY 10	NYI 2	at	EDM 0	W
MAY 12	NYI 6	at	EDM 3	W
MAY 14	NYI 5	vs.	EDM 1	W
MAY 17	NYI 4	vs.	EDM 2	W

(ISLANDERS WIN SERIES 4-0)

## 1984

### PATRICK DIVISION SEMI-FINALS VS. RANGERS

APR. 4	NYI 4	vs.	NYR 1	W
APR. 5	NYI 0	vs.	NYR 3	L
APR. 7	NYI 2	at	NYR 7	L
APR. 8	NYI 4	at	NYR 1	W
APR. 10	NYI 3	vs.	NYR 2	W OT

(ISLANDERS WIN SERIES 3-2)

### PATRICK DIVISION FINAL VS. WASHINGTON

APR. 12	NYI 2	vs.	WSH 3	L
APR. 13	NYI 5	vs.	WSH 4	W OT
APR. 15	NYI 3	at	WSH 1	W
APR. 16	NYI 5	at	WSH 2	W
APR. 18	NYI 5	vs.	WSH 3	W

(ISLANDERS WIN SERIES 4-1)

### WALES CONFERENCE FINAL VS. MONTREAL

APR. 24	NYI 0	at	MTL 3	L
APR. 26	NYI 2	at	MTL 4	L
APR. 28	NYI 5	vs.	MTL 2	W
MAY 1	NYI 3	vs.	MTL 1	W
MAY 3	NYI 2	at	MTL 1	W
MAY 5	NYI 4	vs.	MTL 1	W

(ISLANDERS WIN SERIES 4-2)

### STANLEY CUP FINAL VS. EDMONTON

MAY 10	NYI 0	vs.	EDM 1	L
MAY 12	NYI 6	vs.	EDM 1	W
MAY 15	NYI 2	at	EDM 7	L
MAY 17	NYI 2	at	EDM 7	L
MAY 19	NYI 2	at	EDM 5	L

(EDMONTON WINS SERIES 4-1)

# ROUND-BY-ROUND RESULTS (CONT.)

## 1985

### PATRICK DIVISION SEMI-FINALS VS. WASHINGTON

APR. 10	NYI 3	at	WSH 4	L OT
APR. 11	NYI 1	at	WSH 2	L 2OT
APR. 13	NYI 2	vs.	WSH 1	W
APR. 14	NYI 6	vs.	WSH 4	W
APR. 16	NYI 2	at	WSH 1	W

(ISLANDERS WIN SERIES 3-2)

### PATRICK DIVISION FINAL VS. PHILADELPHIA

APR. 18	NYI 0	at	PHI 3	L
APR. 21	NYI 2	at	PHI 5	L
APR. 23	NYI 3	vs.	PHI 5	L
APR. 25	NYI 6	vs.	PHI 2	W
APR. 28	NYI 0	at	PHI 1	L

(PHILADELPHIA WINS SERIES 4-1)

## 1986

### PATRICK DIVISION SEMI-FINALS VS. WASHINGTON

APR. 9	NYI 1	at	WSH 3	L
APR. 10	NYI 2	at	WSH 5	L
APR. 12	NYI 1	vs.	WSH 3	L

(WASHINGTON WINS SERIES 3-0)

## 1987

### PATRICK DIVISION SEMI-FINALS VS. WASHINGTON

APR. 8	NYI 3	at	WSH 4	L
APR. 9	NYI 3	at	WSH 1	W
APR. 11	NYI 0	vs.	WSH 2	L
APR. 12	NYI 1	vs.	WSH 4	L
APR. 14	NYI 4	at	WSH 2	W
APR. 16	NYI 5	vs.	WSH 4	W
APR. 18	NYI 3	at	WSH 2	W 4OT

(ISLANDERS WIN SERIES 4-3)

### PATRICK DIVISION FINAL VS. PHILADELPHIA

APR. 20	NYI 2	at	PHI 4	L
APR. 22	NYI 2	at	PHI 1	W
APR. 24	NYI 1	vs.	PHI 4	L
APR. 26	NYI 4	vs.	PHI 6	L
APR. 28	NYI 2	at	PHI 1	W
APR. 30	NYI 4	vs.	PHI 2	W
MAY 2	NYI 1	at	PHI 5	L

(PHILADELPHIA WINS SERIES 4-3)

## 1988

### PATRICK DIVISION SEMI-FINALS VS. NEW JERSEY

APR. 6	NYI 4	vs.	NJ 3	W OT
APR. 7	NYI 2	vs.	NJ 3	L
APR. 9	NYI 0	at	NJ 3	L
APR. 10	NYI 5	at	NJ 4	W OT
APR. 12	NYI 2	vs.	NJ 4	L
APR. 14	NYI 5	at	NJ 6	L

(NEW JERSEY WINS SERIES 4-2)

## 1990

### PATRICK DIVISION SEMI-FINALS VS. RANGERS

APR. 5	NYI 1	at	NYR 2	L
APR. 7	NYI 2	at	NYR 5	L
APR. 9	NYI 4	vs.	NYR 3	W 2OT
APR. 11	NYI 1	vs.	NYR 6	L
APR. 13	NYI 5	at	NYR 6	L

(RANGERS WIN SERIES 4-1)

## 1993

### PATRICK DIVISION SEMI-FINALS VS. WASHINGTON

APR. 18	NYI 1	at	WSH 3	L
APR. 20	NYI 5	at	WSH 4	W 2OT
APR. 22	NYI 4	vs.	WSH 3	W OT
APR. 24	NYI 4	vs.	WSH 3	W 2OT
APR. 26	NYI 4	at	WSH 6	L
APR. 28	NYI 5	vs.	WSH 3	W

(ISLANDERS WIN SERIES 4-2)

## 1993 (CONT.)

### PATRICK DIVISION FINAL VS. PITTSBURGH

MAY 2	NYI 3	at	PIT 2	W
MAY 4	NYI 0	at	PIT 3	L
MAY 6	NYI 1	vs.	PIT 3	L
MAY 8	NYI 6	vs.	PIT 5	W
MAY 10	NYI 3	at	PIT 6	L
MAY 12	NYI 7	vs.	PIT 5	W
MAY 14	NYI 4	at	PIT 3	W OT

(ISLANDERS WIN SERIES 4-3)

### WALES CONFERENCE FINAL VS. MONTREAL

MAY 16	NYI 1	at	MTL 4	L
MAY 18	NYI 3	at	MTL 4	L 2OT
MAY 20	NYI 1	vs.	MTL 2	L OT
MAY 22	NYI 4	vs.	MTL 1	W
MAY 24	NYI 2	at	MTL 5	L

(MONTREAL WINS SERIES 4-1)

## 1994

### EASTERN CONFERENCE QUARTER-FINALS VS. RANGERS

APR. 17	NYI 0	at	NYR 6	L
APR. 18	NYI 0	at	NYR 6	L
APR. 21	NYI 1	vs.	NYR 5	L
APR. 24	NYI 2	vs.	NYR 5	L

(RANGERS WIN SERIES 4-0)

## 2002

### EASTERN CONFERENCE QUARTER-FINALS VS. TORONTO

APR. 18	NYI 3	at	TOR 1	L
APR. 20	NYI 0	at	TOR 2	L
APR. 23	NYI 6	vs.	TOR 1	W
APR. 24	NYI 4	vs.	TOR 3	W
APR. 26	NYI 3	at	TOR 6	L
APR. 28	NYI 5	vs.	TOR 3	W
APR. 30	NYI 2	at	TOR 4	L

(TORONTO WINS SERIES 4-3)

## 2003

### EASTERN CONFERENCE QUARTER-FINALS VS. OTTAWA

APR. 9	NYI 3	at	OTT 0	W
APR. 12	NYI 0	at	OTT 3	L
APR. 14	NYI 2	vs.	OTT 3	L OT
APR. 16	NYI 1	vs.	OTT 3	L
APR. 17	NYI 1	at	OTT 4	L

(OTTAWA WINS SERIES 4-1)

## 2004

### EASTERN CONFERENCE QUARTER-FINALS VS. TAMPA BAY

APR. 8	NYI 0	at	TBL 3	L
APR. 10	NYI 3	at	TBL 0	W
APR. 12	NYI 0	vs.	TBL 3	L
APR. 14	NYI 0	vs.	TBL 3	L
APR. 16	NYI 2	at	TBL 3	L OT

(TAMPA BAY WINS SERIES 4-1)

## 2007

### EASTERN CONFERENCE QUARTER-FINALS VS. BUFFALO

APR. 12	NYI 1	at	BUF 4	L
APR. 14	NYI 3	at	BUF 2	W
APR. 16	NYI 2	vs.	BUF 3	L
APR. 18	NYI 2	vs.	BUF 4	L
APR. 20	NYI 3	at	BUF 4	L

(BUFFALO WINS SERIES 4-1)

# POST-SEASON LEADERS

	GOALS		ASSISTS		POINTS		PIM	
1974-75	Parise	8	Drouin	12	Drouin	18	Howatt	59
1975-76	Drouin	6	Potvin	14	Potvin	19	Lewis	42
1976-77	Harris	7	Trottier	8	Harris	14	Howatt	28
1977-78	Nystrom	3	3 Players	3	Bourne	5	Howatt	62
1978-79	Bossy	6	Potvin	7	Potvin	11	Price	25
1979-80	Trottier	12	Trottier	17	Trottier	29	Lane	85
1980-81	Bossy	17	Bossy	18	Bossy	35	Trottier	34
			Trottier	18				
1981-82	Bossy	17	Trottier	23	Trottier	29	Lane	61
1982-83	Bossy	17	Bourne	20	Bourne	28	D. Sutter	43
1983-84	Gillies	12	Bossy	10	Gillies	19	Trottier	49
			B. Sutter	10				
1984-85	Bossy	5	Tonelli	8	Bossy	11	D. Sutter	47
1985-86	4 Players	1	Bossy	2	Bossy	3	Flatley	21
1986-87	Trottier	8	LaFontaine	7	Trottier	13	Curran	51
1987-88	LaFontaine	4	LaFontaine	5	LaFontaine	9	Diduck	42
1989-90	Flatley	3	Volek	4	B. Sutter	5	Baumgartner	27
	B. Sutter	3			Volek	5		
1992-93	Ferraro	13	King	11	Ferraro	20	Pilon	50
1993-94	3 Players	1	6 Players	1	9 Players	1	Vukota	17
2001-02	K. Miller	4	Hamrik	6	3 Players	7	Scatchard	22
2002-03	Yashin	2	3 Players	2	Yashin	4	Wierner	23
2003-04	Blake	2	Niinimaa	2	Niinimaa	3	4 Players	6
			Parrish	2	Parrish	3		
2006-07	Hunter	3	Smyth	3	Smyth	4	Robitaille	8
			Poti	3			Zednik	8

	PPG		SHG		GWG		OTG	
1974-75	Parise	4	Westfall	1	Westfall	2	Parise	1
			Potvin	1	Gillies	2		
1975-76	Potvin	2	Henning	1	MacMillan	2	None	
1976-77	Harris	2	Westfall	1	Gillies	4	Harris	1
	Potvin	2						
1977-78	3 Players	1	None		Nystrom	2	Bossy	1
							Nystrom	1
1978-79	Bossy	2	Henning	1	6 Players	1	3 Players	1
1979-80	Bossy	6	Henning	3	Nystrom	3	Nystrom	2
1980-81	Bossy	9	3 Players	2	Bossy	3	Morrow	1
1981-82	Bossy	6	Carroll	2	Bossy	3	4 Players	1
					Gillies	3		
1982-83	Bossy	6	3 Players	1	Bossy	5	None	
1983-84	Gillies	3	B. Sutter	1	Bossy	3	Kallur	1
			Kallur	1	B. Sutter	3	Morrow	1
1984-85	Bossy	2	None		B. Sutter	2	None	
1985-86	LaFontaine	1	None		None		None	
1986-87	Trottier	8	None		Trottier	2	LaFontaine	1
					LaFontaine	2		
1987-88	5 Players	1	3 Players	1	LaFontaine	1	LaFontaine	1
					B. Sutter	1	B. Sutter	1
1989-90	B. Sutter	2	None		B. Sutter	1	B. Sutter	1
1992-93	Ferraro	4	Fitzgerald	2	Ferraro	2	Ferraro	2
			Hogue	2				
1993-94	Thomas	1	None		None		None	
2001-02	3 Players	2	None		3 Players	1	None	
2002-03	3 Players	1	None		Scatchard	1	None	
2003-04	Niinimaa	1	None		Niinimaa	1	None	
	Kvasha	1						
2006-07	Bergeron	1	None		Bergeron	1	None	
	Sillinger	1						

# OVERTIME GOALS

## FOR: 29

DATE	PLAYER	ROUND	GAME	OPPONENT	SCORE	TIME
4/11/75	J.P. Parise	PRE	3*	at NY Rangers	4-3	0:11
5/7/75	Jude Drouin	SF	4	Philadelphia	4-3	1:53
5/3/77	Bill Harris	SF	5	at Montreal	4-3	3:58
4/19/78	Mike Bossy	QF	2	Toronto	3-2	2:50
4/25/78	Bob Nystrom	QF	5	Toronto	2-1	8:02
4/18/79	Mike Bossy	QF	2	Chicago	1-0	2:31
4/28/79	Denis Potvin	SF	2	NY Rangers	4-3	8:02
5/3/79	Bob Nystrom	SF	4	at NY Rangers	3-2	3:40
4/11/80	Ken Morrow	PRE	3	at Los Angeles	4-3	6:55
4/16/80	Clark Gillies	QF	1	at Boston	2-1	1:02
4/17/80	Bob Bourne	QF	2	at Boston	5-4	1:24
5/1/80	Bob Nystrom	SF	2	at Buffalo	2-1	21:20 (20T)
5/13/80	Denis Potvin	F	1	at Philadelphia	4-3	4:07
5/24/80	Bob Nystrom	F	6*	Philadelphia	5-4	7:11
4/20/81	Ken Morrow	QF	4	at Edmonton	5-4	5:41
4/13/82	John Tonelli	PRE	5*	Pittsburgh	4-3	6:19
4/18/82	Bryan Trottier	QF	3	at NY Rangers	4-3	3:00
5/1/82	Wayne Merrick	SF	3	at Quebec	5-4	16:52
5/16/82	Mike Bossy	F	1	Vancouver	6-5	19:58
4/10/84	Ken Morrow	PDSF	5*	NY Rangers	3-2	8:56
4/13/84	Anders Kallur	PDF	2	Washington	5-4	7:35
4/18/87	Pat LaFontaine	PDSF	7*	at Washington	3-2	68:47 (40T)
4/6/88	Pat LaFontaine	PDSF	1	New Jersey	4-3	6:11
4/10/88	Brent Sutter	PDSF	4	at New Jersey	5-4	15:07
4/9/90	Brent Sutter	PDSF	3	NY Rangers	4-3	20:59 (20T)
4/20/93	Brian Mullen	PDSF	2	at Washington	5-4	34:50 (20T)
4/22/93	Ray Ferraro	PDSF	3	Washington	4-3	4:46
4/24/93	Ray Ferraro	PDSF	4	Washington	4-3	25:40 (20T)
5/14/93	David Volek	PDF	7*	at Pittsburgh	4-3	5:16

## AGAINST: 11

DATE	PLAYER	ROUND	GAME	OPPONENT	SCORE	TIME
5/1/75	Bobby Clarke	SF	2	at Philadelphia	5-4	2:56
4/13/76	Danny Gare	QF	2	at Buffalo	3-2	14:04
4/29/78	Lanny McDonald	QF	7*	Toronto	2-1	4:13
4/21/80	Terry O'Reilly	QF	4	Boston	4-3	17:13
4/10/82	Rick Kehoe	PRE	3	at Pittsburgh	2-1	4:14
4/10/85	Alan Haworth	PDSF	1	at Washington	4-3	2:28
4/11/85	Mike Gartner	PDSF	2	at Washington	2-1	21:23 (20T)
5/18/93	Stephan Lebeau	WCF	2	at Montreal	4-3	26:21 (20T)
5/20/93	Guy Carbonneau	WCF	3	Montreal	2-1	12:34
4/14/03	Todd White	ECQF	3	Ottawa	3-2	22:25 (20T)
4/16/04	Martin St. Louis	ECQF	5*	at Tampa Bay	3-2	4:07

\* Decided Series

## SHUTOUTS

### FOR: 9

DATE	GOALTENDER	OPPONENT	SCORE
4/26/75	Glenn Resch	at Pittsburgh	1-0
4/18/79	Bill Smith	Chicago	1-0
4/20/79	Glenn Resch	at Chicago	4-0
4/12/80	Bill Smith	at Los Angeles	6-0
4/15/83	Bill Smith	NY Rangers	5-0
5/10/83	Bill Smith	at Edmonton	2-0
5/13/82	Bill Smith	at Vancouver	3-0
4/9/03	Garth Snow	at Ottawa	3-0
4/10/04	Rick DiPietro	at Tampa Bay	3-0

### AGAINST: 21

DATE	GOALTENDER	OPPONENT	SCORE
4/29/75	Wayne Stephenson	at Philadelphia	4-0
5/4/75	Bernie Parent	Philadelphia	1-0
4/26/77	Ken Dryden	at Montreal	3-0
4/30/77	Ken Dryden	Montreal	4-0
4/21/78	Mike Palmateer	at Toronto	2-0
5/8/80	Bob Sauve	at Buffalo	2-0
4/5/84	Glen Hanlon	NY Rangers	3-0
4/24/84	Steve Penney	at Montreal	3-0
5/10/84	Grant Fuhr	Edmonton	1-0
4/18/85	Pelle Lindbergh	at Philadelphia	3-0
4/28/85	Pelle Lindbergh	at Philadelphia	1-0
4/11/87	Bob Mason	Washington	2-0
4/9/88	Sean Burke	at New Jersey	3-0
5/4/93	Tom Barrasso	at Pittsburgh	3-0
4/17/94	Mike Richter	at NY Rangers	6-0
4/18/94	Mike Richter	at NY Rangers	6-0
4/20/02	Curtis Joseph	at Toronto	2-0
4/12/03	Patrick Lalime	at Ottawa	3-0
4/8/04	Nikolai Khabibulin	at Tampa Bay	3-0
4/12/04	Nikolai Khabibulin	Tampa Bay	3-0
4/14/04	Nikolai Khabibulin	Tampa Bay	3-0

## HAT TRICKS

DATE	PLAYER	OPPONENT	GOALTENDER	SCORE
4/23/77	Bill Harris	at Montreal	Ken Dryden	3-4
4/16/79	Mike Bossy	Chicago	Tony Esposito	6-2
4/8/80	Bryan Trottier	Los Angeles	Doug Keans	8-1
4/9/81	Bryan Trottier	Toronto	Michel Larocque	5-1
4/17/81	Denis Potvin	Edmonton	Andy Moog	6-3
5/17/81	Butch Goring	at Minnesota	Gilles Meloche	7-5
5/8/82	Mike Bossy	Vancouver	Richard Brodeur	6-5
4/10/83	Mike Bossy	at Washington	Al Jensen (2)	6-3
			Pat Riggan (1)	
4/15/83	Duane Sutter	NY Rangers	Glen Hanlon	5-0
5/3/83	Mike Bossy	Boston	Pete Peeters	8-3
5/7/83	Mike Bossy(4)	Boston	Pete Peeters	8-4
5/12/84	Clark Gillies	Edmonton	Grant Fuhr	6-1
4/26/93	Ray Ferraro(4)	at Washington	Don Beaupre	4-6

## PENALTY SHOTS

### FOR: 3

DATE	PLAYER	OPPONENT	GOALTENDER	RESULT
4/9/83	Denis Potvin	at Washington	Pat Riggan	Failed
4/5/90	Randy Wood	at NY Rangers	Mike Richter	Failed
4/24/02	Shawn Bates	Toronto	Curtis Joseph	Scored

### AGAINST: 4

DATE	PLAYER	OPPONENT	GOALTENDER	RESULT
5/7/75	Bill Barber	Philadelphia	Glenn Resch	Failed
4/20/79	Mike Walton	at Chicago	Glenn Resch	Failed
5/1/84	Mats Naslund	Montreal	Bill Smith	Failed
4/14/85	Bob Carpenter	Washington	Bill Smith	Failed

# TEAM PLAYOFF RECORDS

## YEAR

<b>MOST VICTORIES:</b> ..... 15 (4 times) 1980, 1981, 1982, 1983	<b>MOST POINTS:</b> ..... 252 1981	<b>MOST SHUTOUTS:</b> ..... 2 (2 times) 1979, 1983
<b>MOST GOALS:</b> ..... 97 1981	<b>MOST POWER PLAY GOALS:</b> ... 31 1981	<b>MOST TIMES SHUTOUT:</b> ..... 3 (4 times) 1975, 1977, 1984, 2004
<b>MOST GOALS AGAINST:</b> ..... 65 1980	<b>MOST SHORTHANDED GOALS:</b> ... 9 1981	<b>LONGEST WINNING STREAK:</b> ... 9 1982
<b>MOST ASSISTS:</b> ..... 155 1981	<b>MOST PENALTY MINUTES:</b> ... 550 1980	<b>LONGEST LOSING STREAK:</b> ... 4 (2 times) 1994, 2003

## SERIES

<b>MOST GOALS FOR:</b>	<b>6-GAME SERIES:</b> ..... 13 (twice) vs. NY Rangers 1979 Semis vs. Montreal 1977 Semis
<b>2-GAME SERIES:</b> ..... 8 vs. Vancouver 1976 Prelims.	<b>7-GAME SERIES:</b> ..... 13 vs. Toronto 1978 Quarters
<b>3-GAME SERIES:</b> ..... 20 vs. Toronto 1981 Prelims.	<b>FEWEST GOALS AGAINST:</b>
<b>4-GAME SERIES:</b> ..... 22 vs. NY Rangers 1981 Semis	<b>2-GAME SERIES:</b> ..... 3 vs. Chicago 1977 Prelims.
<b>5-GAME SERIES:</b> ..... 26 vs. Minnesota 1981 Finals	<b>3-GAME SERIES:</b> ..... 4 vs. Toronto 1981 Prelims.
<b>6-GAME SERIES:</b> ..... 30 vs. Boston 1983 WCF	<b>4-GAME SERIES:</b> ..... 3 vs. Chicago 1979 Quarters
<b>7-GAME SERIES:</b> ..... 24 vs. Pittsburgh 1993 PDF	<b>5-GAME SERIES:</b> ..... 12 (twice) vs. Washington 1985 PDSF vs. Tampa Bay 2004 ECQF
<b>MOST GOALS AGAINST:</b>	<b>6-GAME SERIES:</b> ..... 12 vs. Montreal 1984 WCF
<b>2-GAME SERIES:</b> ..... 4 vs. Vancouver 1976 Prelims.	<b>7-GAME SERIES:</b> ..... 16 vs. Toronto 1978 Quarters
<b>3-GAME SERIES:</b> ..... 13 vs. NY Rangers 1975 Prelims.	<b>MOST POWER PLAY GOALS:</b> ..... 15 vs. Philadelphia 1980 Finals
<b>4-GAME SERIES:</b> ..... 22 vs. NY Rangers 1994 ECQF	<b>MOST POWER PLAY GOALS AGAINST:</b> ..... 10 (twice) vs. NY Rangers 1990 PDSF vs. New Jersey 1988 Semis
<b>5-GAME SERIES:</b> ..... 22 vs. NY Rangers 1990 PDSF	<b>MOST POWER PLAY GOALS, BOTH CLUBS:</b> ... **21 (twice) vs. Edmonton (8) 1981 Quarters vs. Philadelphia (6) 1980 Finals
<b>6-GAME SERIES:</b> ..... 25 vs. Philadelphia 1980 Finals	<b>MOST SHORTHANDED GOALS:</b> ..... 4 vs. Pittsburgh 1993 PDF
<b>7-GAME SERIES:</b> ..... 27 vs. Pittsburgh 1993 PDF	<b>MOST SHORTHANDED GOALS AGAINST:</b> ..... 3 vs. New Jersey 1988 Semis
<b>MOST GOALS, BOTH CLUBS:</b>	<b>MOST PENALTY MINUTES:</b> ..... 252 vs. New Jersey 1988 Semis
<b>2-GAME SERIES:</b> ..... 12 vs. Vancouver (4) 1976 Prelims.	<b>MOST PENALTY MINUTES, OPPOSITION:</b> ..... 237 vs. New Jersey 1988 Semis
<b>3-GAME SERIES:</b> ..... 24 vs. Toronto (4) 1981 Prelims.	<b>MOST SHUTOUTS:</b> ..... 2 vs. Chicago 1979 Quarters
<b>4-GAME SERIES:</b> ..... 31 vs. Los Angeles (10) 1980 Prelims.	<b>MOST TIMES SHUTOUT:</b> ..... 3 vs. Tampa Bay 2004 Quarters
<b>5-GAME SERIES:</b> ..... 42 vs. Minnesota (16) 1981 Finals	<b>MOST OVERTIME GAMES:</b> ..... 3 (three times) vs. Washington 1993 PDSF vs. Boston 1980 Quarters vs. Toronto 1978 Quarters
<b>6-GAME SERIES:</b> ..... 51 (twice) vs. Boston (21) 1983 WCF vs. Philadelphia (25) 1980 Finals	<b>MOST OVERTIME VICTORIES:</b> ..... 3 vs. Washington 1993 PDSF
<b>7-GAME SERIES:</b> ..... 51 vs. Pittsburgh (27) 1993 PDF	<b>MOST CONSECUTIVE SERIES WON:</b> ..... *19 1980 Prelims thru 1984 WCF
<b>FEWEST GOALS FOR:</b>	
<b>2-GAME SERIES:</b> ..... 7 vs. Chicago 1977 Prelims.	
<b>3-GAME SERIES:</b> ..... 4 vs. Washington 1986 PDSF	
<b>4-GAME SERIES:</b> ..... 3 vs. NY Rangers 1994 ECQF	
<b>5-GAME SERIES:</b> ..... 5 vs. Tampa Bay 2004 ECQF	


# TEAM PLAYOFF RECORDS (CONT.)

## GAME

<b>MOST GOALS:</b> . . . . . <b>9</b>	<b>MOST PENALTY MINUTES, BOTH CLUBS:</b> . . . . . <b>254</b>
vs. Toronto, 4/8/81	at Boston (126), 4/17/80
<b>MOST GOALS AGAINST:</b> . . . . . <b>8</b>	<b>MOST SHOTS: (EXCLUDING OVERTIME)</b> . . . . . <b>47</b>
at Philadelphia, 5/15/80	vs. NY Rangers, 4/15/83
vs. NY Rangers, 4/10/75	vs. Pittsburgh, 4/13/82
<b>MOST GOALS, BOTH CLUBS:</b> . . . . . <b>13</b>	vs. Pittsburgh, 4/17/75
at NY Rangers (7), 4/17/83	<b>MOST SHOTS AGAINST: (EXCLUDING OVERTIME)</b> . . . . . <b>48</b>
<b>MOST POWER PLAY GOALS:</b> . . . . . <b>5</b>	at Buffalo, 4/15/77
vs. Philadelphia, 5/17/80	<b>MOST SHOTS BOTH CLUBS: (EXCLUDING OVERTIME)</b> . . . . . <b>80</b>
<b>MOST POWER PLAY GOALS AGAINST:</b> . . . . . <b>4</b>	at Pittsburgh (47), 4/15/75
at New Jersey, 4/14/88	<b>FEWEST SHOTS:</b> . . . . . <b>14</b>
vs. Washington, 4/13/84	vs. Philadelphia, 5/4/75
<b>MOST POWER PLAY GOALS, BOTH CLUBS:</b> . . . . . <b>6</b>	at Toronto, 4/18/02
vs. Edmonton (2), 4/17/81	<b>FEWEST SHOTS AGAINST:</b> . . . . . <b>15</b>
<b>MOST SHORTHANDED GOALS:</b> . . . . . <b>**3</b>	at Buffalo, 5/8/80
at NY Rangers, 4/17/83	<b>FEWEST SHOTS BOTH CLUBS:</b> . . . . . <b>37</b>
<b>MOST PENALTY MINUTES:</b> . . . . . <b>128</b>	at Buffalo (15), 5/8/80
at Boston, 4/17/80	<b>LONGEST GAME:</b> . . . . . <b>128:47 (4 OT)</b>
<b>MOST PENALTY MINUTES, OPPOSITION:</b> . . . . . <b>126</b>	NYI 3 at WSH 2 PDSF, 4/18/87
at Boston, 4/17/80	

## PERIOD

<b>MOST GOALS:</b> . . . . . <b>5</b>	<b>MOST SHOTS AGAINST:</b> . . . . . <b>22</b>
(3 times) vs. Boston, 5/3/83	at Buffalo, 4/15/77
at Toronto, 4/11/81	<b>FEWEST SHOTS:</b> . . . . . <b>2</b>
vs. Los Angeles, 4/8/80	vs. Washington, 4/13/85
<b>MOST GOALS AGAINST:</b> . . . . . <b>4</b>	vs. Washington, 4/13/84
(10 times) Most Recent:	<b>FEWEST SHOTS AGAINST:</b> . . . . . <b>2</b>
at NY Rangers, 4/18/94	vs. Boston, 5/3/83
at NY Rangers, 4/17/94	<b>FASTEST GOAL, START OF PERIOD:</b> . . . . . <b>0:09 (3RD)</b>
<b>MOST GOALS, BOTH CLUBS:</b> . . . . . <b>8</b>	at Buffalo, 4/15/77 by Clark Gillies
vs. Pittsburgh (4), 5/8/93	<b>FASTEST TWO GOALS:</b> . . . . . <b>0:14 (2X)</b>
<b>MOST POWER PLAY GOALS:</b> . . . . . <b>3</b>	at Toronto, 4/23/02, S. Bates 4:07, D. Scatchard 4:21
vs. Edmonton, 4/17/81	at Philadelphia, 5/1/75, J.P. Parise 13:46, D. Potvin 14:00
at Philadelphia, 5/17/80	
<b>MOST POWER PLAY GOALS AGAINST:</b> . . . . . <b>2</b>	
(19 times) Most Recent:	
at Washington, 4/18/93	
at NY Rangers, 4/13/90	
vs. NY Rangers, 4/9/90	
<b>MOST POWER PLAY GOALS, BOTH CLUBS:</b> . . . . . <b>4</b>	
vs. Edmonton (1), 4/17/81	
<b>MOST SHORTHANDED GOALS:</b> . . . . . <b>**2</b>	
at New Jersey, 4/14/88	
at NY Rangers, 4/17/83	
vs. Minnesota, 5/12/81	
vs. Los Angeles, 4/8/80	
<b>MOST SHORTHANDED GOALS AGAINST:</b> . . . . . <b>**2</b>	
at Philadelphia, 5/2/87	
vs. Los Angeles, 4/9/80	
<b>MOST PENALTY MINUTES:</b> . . . . . <b>124</b>	
at Boston, 4/17/80	
<b>MOST PENALTY MINUTES, OPPOSITION:</b> . . . . . <b>124</b>	
at Boston, 4/17/80	
<b>MOST PENALTY MINUTES, BOTH CLUBS:</b> . . . . . <b>248</b>	
at Boston, 4/17/80	
<b>MOST SHOTS:</b> . . . . . <b>27</b>	
vs. Philadelphia, 4/23/85	



Clark Gillies



# INDIVIDUAL PLAYOFF RECORDS

## CAREER

<b>MOST GAMES PLAYED:</b> .....	<b>185</b> Denis Potvin, 1975-88	<b>MOST POWER PLAY GOALS:</b> .....	<b>*35</b> Mike Bossy, 1977-87
<b>MOST POINTS:</b> .....	<b>170</b> Bryan Trottier, 1976-90	<b>MOST SHORTHANDED GOALS:</b> .....	<b>5</b> Anders Kallur, 1980-85 Lorne Henning, 1975-81 Bob Bourne, 1975-86
<b>MOST GOALS:</b> .....	<b>85</b> Mike Bossy, 1977-87	<b>MOST GAMES PLAYED, GOAL:</b> .....	<b>*132</b> Bill Smith, 1975-87
<b>MOST ASSISTS:</b> .....	<b>108</b> Denis Potvin, 1975-88	<b>MOST MINUTES PLAYED, GOAL:</b> .....	<b>*7645</b> Bill Smith, 1975-87
<b>MOST PENALTY MINUTES:</b> .....	<b>314</b> Duane Sutter, 1980-87	<b>MOST SHUTOUTS:</b> .....	<b>5</b> Bill Smith, 1975-87
<b>MOST GAME-WINNING GOALS:</b> .....	<b>17</b> Mike Bossy, 1977-87	<b>MOST CONSECUTIVE STARTS:</b> .....	<b>33</b> Bill Smith, 1983 thru 1985
<b>MOST OVERTIME GOALS:</b> .....	<b>4</b> Bob Nystrom, 1975-85		

## YEAR

<b>MOST GOALS:</b> .....	<b>17</b> Mike Bossy, 1981, 82, 83	<b>MOST OVERTIME GOALS:</b> .....	<b>2</b> Ray Ferraro, 1993, Bob Nystrom, 1980
<b>MOST GOALS, PLAYOFFS &amp; REGULAR SEASON:</b> ..	<b>85</b> Mike Bossy, 1981	<b>MOST THREE-OR-MORE GOAL GAMES:</b> .....	<b>3</b> Mike Bossy, 1983
<b>MOST GOALS, ROOKIE:</b> .....	<b>9</b> Patrick Flatley, 1984	<b>LONGEST CONSECUTIVE SCORING STREAK, MORE THAN ONE YEAR:</b> .....	<b>*27</b> Games Bryan Trottier, (16-26-42), 1980 (7gp), 1981 (18gp), 1982 (2gp)
<b>MOST ASSISTS:</b> .....	<b>23</b> Bryan Trottier, 1982	<b>LONGEST CONSEC. SCORING STREAK, ONE PLAYOFF YEAR:</b> .....	<b>*18</b> Bryan Trottier, (11-18-29), 1981
<b>MOST POINTS:</b> .....	<b>35</b> Mike Bossy, 1981, (17-18-35)	<b>MOST MINUTES PLAYED, GOAL:</b> .....	<b>1198</b> Bill Smith, 1980
<b>MOST POINTS, ROOKIE:</b> .....	<b>15</b> Patrick Flatley, 1984, (9-6-15)	<b>MOST GAMES PLAYED, GOAL:</b> .....	<b>21</b> Bill Smith, 1983
<b>MOST POINTS, DEFENSEMAN:</b> .....	<b>25</b> Denis Potvin, 1981, (8-17-25)	<b>MOST WINS BY A GOALTENDER:</b> .....	<b>15</b> Bill Smith (18 GP), 1982, Bill Smith (20 GP) 1980
<b>MOST PENALTY MINUTES:</b> .....	<b>85</b> Gord Lane, 1980	<b>MOST CONSECUTIVE STARTS, GOAL:</b> .....	<b>21</b> Bill Smith, 1984
<b>MOST POWER PLAY GOALS:</b> .....	<b>9</b> Mike Bossy, 1981		
<b>MOST SHORTHANDED GOALS:</b> .....	<b>**3</b> Lorne Henning, 1980		
<b>MOST GAME-WINNING GOALS:</b> .....	<b>5</b> Mike Bossy, 1983		

## SERIES

<b>MOST POINTS:</b> .....	<b>13</b> Mike Bossy vs. Boston, 1983	<b>LOWEST GOALS AGAINST AVERAGE:</b> .....	<b>0.49</b> Bill Smith vs. Chicago, 1979
<b>MOST GOALS:</b> .....	<b>9</b> Mike Bossy vs. Boston, 1983	<b>MOST POINTS, OPPONENT:</b> .....	<b>10</b> Ray Bourque (Boston), 1983 Wayne Gretzky (Edmonton), 1981 Rick MacLeish (Philadelphia), 1975
<b>MOST GOALS, FINAL SERIES:</b> .....	<b>7</b> Mike Bossy vs. Vancouver, 1982	<b>MOST GOALS, OPPONENT:</b> .....	<b>7</b> Dale Hunter (Washington), 1993 John MacLean (N. J.), 1988
<b>MOST THREE-OR-MORE GOAL GAMES:</b> .....	<b>2</b> Mike Bossy vs. Boston, 1983	<b>MOST ASSISTS, OPPONENT:</b> .....	<b>7</b> Larry Murphy (Pittsburgh), 1993
<b>MOST GAME-WINNING GOALS:</b> .....	<b>*4</b> Mike Bossy vs. Boston, 1983	<b>MOST PENALTY MINUTES, OPPONENT:</b> .....	<b>57</b> Dave Schultz (Philadelphia), 1975
<b>MOST ASSISTS:</b> .....	<b>10</b> Bob Bourne vs. Rangers, 1983	<b>MOST SHUTOUTS:</b> .....	<b>1</b> Billy Smith (five times) Glenn Resch (twice) Garth Snow, 2003
<b>MOST PENALTY MINUTES:</b> .....	<b>62</b> Garry Howatt vs. Toronto, 1978		
<b>MOST SHUTOUTS:</b> .....	<b>1</b> Bill Smith (5 x), 1980, 1982, 1983 (2x) Glenn Resch (twice), 1975, 1979 Garth Snow, 2003 Rick DiPietro, 2004		

# INDIVIDUAL PLAYOFF RECORDS (CONT.)

## GAME

<b>MOST POINTS:</b> ..... 5	<b>FASTEST TWO GOALS:</b> ..... 0:22
Denis Potvin vs. Edmonton, 4/17/81	Pat LaFontaine at Edmonton, 5/19/84
Bryan Trottier vs. Toronto, 4/8/81	<b>MOST POINTS, OPPONENT:</b> ..... 4
<b>MOST GOALS:</b> ..... 4	(8 Players) Most Recent:
Ray Ferraro at Washington, 4/26/93	Brian Leetch (Rangers), 4/21/94
Mike Bossy vs. Boston, 5/7/83	John MacLean (N.J.), 4/14/88
<b>MOST ASSISTS:</b> ..... 4	<b>MOST ASSISTS, OPPONENT:</b> ..... 4
Duane Sutter at Edmonton, 5/12/83	John MacLean (N.J.), 4/14/88
<b>MOST POWER PLAY GOALS:</b> ..... 3	Brad Maxwell (Minnesota), 5/19/81
Denis Potvin vs. Edmonton, 4/17/81	<b>MOST PENALTY MINUTES, OPPONENT:</b> ..... 31
<b>MOST SHORTHANDED GOALS:</b> ..... 2	Terry O'Reilly (Boston), 1980
Bryan Trottier vs. Los Angeles, 4/8/80	<b>MOST SAVES (WITHOUT OVERTIME):</b> ..... 45
Tom Fitzgerald vs. Pittsburgh, 5/8/93	Bill Smith at Buffalo, 4/15/77, 4-3 win
<b>MOST PENALTY MINUTES:</b> ..... 27	<b>MOST SAVES (WITH OVERTIME):</b> ..... 73
Garry Howatt at Toronto, 4/27/78	Kelly Hrudey at Washington, 4/18/87,
<b>MOST PENALTIES:</b> ..... 6	3-2 win (4 OT), 4/19/87
Brian Curran vs. Washington, 4/12/87	

## PERIOD

<b>MOST POINTS:</b> ..... 3	<b>MOST POWER PLAY GOALS:</b> ..... 2
(15 times) Most Recent:	Mike Bossy at Vancouver, 5/16/82
Ray Ferraro at Washington, 4/26/93	Denis Potvin vs. Edmonton, 4/17/81
Pat LaFontaine & Mikko Makela vs. Washington, 4/16/87	<b>MOST SHORTHANDED GOALS:</b> ..... 2
<b>MOST GOALS:</b> ..... 3	Bryan Trottier vs. Los Angeles, 4/8/80
Ray Ferraro at Washington, 4/26/93	
Mike Bossy vs. Boston, 5/7/83	<b>* NHL Record</b> <b>** Tied NHL Record</b>
<b>MOST ASSISTS:</b> ..... 3	
Bob Bourne vs. NY Rangers, 4/14/83	
J.P. Parise vs. Pittsburgh, 4/17/75	



Ray Ferraro

# ALL-TIME PLAYOFF SCORING

PLAYER	GP	G	A	PTS	PIM	PPG	SHG	GWG	OTG
Bryan Trottier	175	64	106	170	220	18	4	10	1
Denis Potvin	185	56	108	164	253	28	2	7	2
Mike Bossy	129	85	75	160	38	35	0	17	3
Clark Gillies	159	47	46	93	261	12	0	12	1
Bob Bourne	129	38	54	92	108	11	5	5	1
Bob Nystrom	157	39	44	83	220	2	0	7	4
John Tonelli	113	28	55	83	111	1	0	5	1
Butch Goring	99	28	40	68	26	7	2	5	0
Brent Sutter	88	25	34	59	120	7	2	7	2
Stefan Persson	102	7	50	57	69	6	0	0	0
Duane Sutter	120	22	30	52	314	2	0	3	0
Wayne Merrick	102	19	30	49	30	0	0	3	1
Jude Drouin	48	17	27	44	12	3	0	2	1
Pat LaFontaine	50	14	21	35	30	3	0	3	2
Anders Kallur	78	12	23	35	32	1	5	1	1
Tomas Jonsson	76	9	26	35	91	5	0	0	0
Billy Harris	59	17	17	34	40	6	0	3	1
J.P. Parise	41	16	18	34	36	6	0	1	1
Patrick Flatley	59	18	15	33	61	3	0	3	0
Ken Morrow	127	11	22	33	97	0	0	3	3
Ed Westfall	45	9	20	29	12	3	2	3	0
Garry Howatt	87	12	14	26	279	0	0	3	0
Mike McEwen	44	9	17	26	28	6	0	0	0
Ray Ferraro	22	14	7	21	24	4	1	2	2
Greg Gilbert	51	9	10	19	76	2	0	1	0
Steve Thomas	22	10	8	18	45	2	0	1	0
Billy Carroll	62	6	12	18	14	0	4	1	0
Dave Langevin	82	2	16	18	95	0	0	1	0
Derek King	31	3	14	17	20	0	0	1	0
Gord Lane	74	3	14	17	212	0	0	1	0
Lorne Henning	81	7	7	14	8	1	5	1	0
Pierre Turgeon	15	6	8	14	0	1	0	0	0
Benoit Hogue	22	6	7	13	35	0	2	1	0
Andre St. Laurent	40	4	9	13	27	1	0	1	0
Bob Lorimer	49	3	10	13	83	0	0	1	0
Bert Marshall	43	3	10	13	43	0	0	1	0
Alexei Yashin	17	5	7	12	4	1	0	0	0
Gerry Hart	58	3	9	12	115	0	0	1	0
Mikko Makela	17	3	8	11	14	2	0	1	0
Jean Potvin	39	2	9	11	17	0	0	0	0
David Volek	15	5	5	10	2	0	0	1	1
Adrian Aucoin	17	3	7	10	14	2	0	0	0
Paul Boutilier	36	1	9	10	28	0	0	1	0
Roman Hamrlik	17	1	9	10	10	0	0	0	0
Dave Lewis	59	1	9	10	91	0	0	0	0
Bill MacMillan	42	6	3	9	38	0	0	4	0
Hector Marini	10	3	6	9	14	0	0	0	0
Vladimir Malakhov	21	3	6	9	18	1	0	0	0
Brad Lauer	15	5	3	8	10	1	0	0	0
Ralph Stewart	19	4	4	8	2	0	0	0	0
Tom Fitzgerald	22	3	5	8	22	0	2	0	0
Mike Kaszycki	15	2	6	8	8	0	0	0	0
Jeff Norton	17	2	6	8	34	1	0	0	0
Shawn Bates	17	3	4	7	15	2	0	1	0
Jason Blake	21	3	4	7	19	0	0	0	0
Mark Parrish	17	4	3	7	10	3	0	0	0
Alan Kerr	29	3	4	7	53	1	0	0	0
Brian Mullen	18	3	4	7	2	0	0	1	1
Randy Wood	23	3	4	7	24	0	0	0	0
Uwe Krupp	22	1	6	7	16	0	0	0	0
Dennis Vaske	22	0	7	7	16	0	0	0	0
Kip Miller	7	4	2	6	2	2	0	1	0
Brad Dalgarno	27	2	4	6	37	0	0	0	0
Steve Konroyd	23	2	4	6	20	0	1	0	0
Gord Dineen	29	1	5	6	60	0	0	0	0
Ken Letter	15	0	6	6	8	0	0	0	0
Mariusz Czerkawski	12	2	3	5	4	1	0	0	0
Bob Bassen	23	1	4	5	44	0	0	0	0
Trent Hunter	14	4	1	5	6	0	0	0	0
Rich Kromm	22	1	4	5	9	0	0	0	0
Darius Kasparaitis	22	0	5	5	39	0	0	0	0
Travis Green	16	3	1	4	8	0	0	1	0
Alex McKendry	6	2	2	4	0	0	0	0	0
Dave Scatchard	17	2	2	4	34	0	0	1	0
Kenny Jonsson	15	1	3	4	6	1	0	0	0
Janne Niinimaa	10	1	3	4	14	1	0	1	0
Glenn Healy	22	0	4	4	0	0	0	0	0
Randy Robitaille	10	1	3	4	2	1	0	0	0
Ryan Smyth	5	1	3	4	4	0	0	0	0
Darren Van Impe	7	0	4	4	8	0	0	0	0
Oleg Kvasha	17	1	2	3	8	1	0	0	0
Roger Kortko	10	0	3	3	17	0	0	0	0
Claude Loiselle	18	0	3	3	10	0	0	0	0
Tom Poti	5	0	3	3	6	0	0	0	0
Miroslav Satan	5	1	2	3	0	0	0	0	0
Pat Price	24	0	3	3	58	0	0	0	0

## ALL-TIME PLAYOFF SCORING (CONT.)

PLAYER	GP	G	A	PTS	PIM	PPG	SHG	GWG	OTG
Arron Asham	10	1	1	2	4	0	0	0	0
Marc-Andre Bergeron	5	1	1	2	6	1	0	1	0
Chris Campoli	5	1	1	2	2	0	0	0	0
Gerald Diduck	25	1	1	2	89	1	0	0	0
Bruno Gervais	5	1	1	2	2	0	0	0	0
Brad Isbister	3	1	1	2	17	1	0	1	0
Viktor Kozlov	5	0	2	2	2	0	0	0	0
Wayne McBean	2	1	1	2	0	0	0	0	0
Mike Sillinger	5	1	1	2	2	1	0	0	0
Jeff Finley	6	0	2	2	4	0	0	0	0
Dave Fortier	20	0	2	2	33	0	0	0	0
Tom Kurvers	15	0	2	2	8	0	0	0	0
Derek Laxdal	1	0	2	2	2	0	0	0	0
Gary Nylund	5	0	2	2	17	0	0	0	0
Bill Smith	132	0	2	2	85	0	0	0	0
Rob DiMaio	1	1	0	1	4	0	0	0	0
Mats Hallin	14	1	0	1	13	0	0	1	0
Dale Henry	14	1	0	1	19	0	1	0	0
Hubie McDonough	4	1	0	1	4	0	0	0	0
Michael Peca	15	1	0	1	12	0	0	0	0
Dan Plante	1	1	0	1	2	0	0	0	0
Randy Boyd	7	0	1	1	8	0	0	0	0
Doug Crossman	5	0	1	1	6	0	0	0	0
Rod Dallman	1	0	1	1	0	0	0	0	0
Eric Godard	2	0	1	1	4	0	0	0	0
Steve Junker	3	0	1	1	0	0	0	0	0
Radek Martinek	9	0	1	1	4	0	0	0	0
Marty McInnis	7	0	1	1	0	0	0	0	0
Richard Park	5	0	1	1	2	0	0	0	0
Dave Salvian	1	0	1	1	2	0	0	0	0
Brendan Witt	5	0	1	1	6	0	0	0	0
Keith Acton	4	0	0	0	8	0	0	0	0
Ken Baumgartner	4	0	0	0	27	0	0	0	0
Marc Bergevin	1	0	0	0	2	0	0	0	0
Sven Butenschon	4	0	0	0	0	0	0	0	0
Eric Cairns	13	0	0	0	28	0	0	0	0
Jim Cummins	1	0	0	0	9	0	0	0	0
David Chyzowski	2	0	0	0	0	0	0	0	0
Dean Chynoweth	2	0	0	0	2	0	0	0	0
Brian Curran	8	0	0	0	51	0	0	0	0
Mark Fitzpatrick	7	0	0	0	21	0	0	0	0
Jari Gronstrand	3	0	0	0	4	0	0	0	0
Ari Haanpaa	6	0	0	0	10	0	0	0	0
Ron Hextall	3	0	0	0	4	0	0	0	0
Kelly Hrudey	27	0	0	0	6	0	0	0	0
Yan Kaminsky	2	0	0	0	4	0	0	0	0
Claude Lapointe	7	0	0	0	14	0	0	0	0
Don Maloney	5	0	0	0	2	0	0	0	0
Justin Mapletoft	2	0	0	0	0	0	0	0	0
Roland Melanson	17	0	0	0	2	0	0	0	0
Chris Osgood	7	0	0	0	4	0	0	0	0
Justin Papineau	1	0	0	0	0	0	0	0	0
Rich Pilon	15	0	0	0	50	0	0	0	0
Ray Schultz	2	0	0	0	2	0	0	0	0
Dick Tarnstrom	5	0	0	0	2	0	0	0	0
Glenn Resch	38	0	0	0	4	0	0	0	0
Mick Vukota	22	0	0	0	73	0	0	0	0
Steve Webb	14	0	0	0	28	0	0	0	0
Mattias Weinhandl	5	0	0	0	2	0	0	0	0
Jason Wiener	5	0	0	0	23	0	0	0	0

## GOALTENDING

PLAYER	GP	MINS	GA	EN	SO	GAA	RECORD
Bill Smith	132	7645	348	3	5	2.73	88-36
Glenn Resch	38	2000	83	2	2	2.49	17-17
Kelly Hrudey	27	1624	75	3	0	2.77	10-16
Glenn Healy	22	1274	68	1	0	3.20	10-10
Roland Melanson	17	481	26	1	0	3.24	3-4
Mark Fitzpatrick	7	230	17	1	0	4.43	0-3
Chris Osgood	7	392	17	3	0	2.60	3-4
Rick DiPietro	10	554	24	0	1	2.18	2-7
Garth Snow	6	331	14	1	1	2.54	1-4
Ron Hextall	3	158	16	0	0	6.08	0-3
Jamie McLennan	2	82	6	0	0	4.39	0-1
Wade Dubielewicz	1	59	4	0	0	4.07	0-1

### POWER PLAY

ADV	PPG	PCTG
922	189	20.5

### PENALTY KILLING

TSH	PPGA	PCTG	SHG	SHGA
964	183	81.0	38	25

### GOALS BY PERIOD

1ST	2ND	3RD	OT	TOT
227	242	285	29	784


# NYI GOALTENDERS VS. NHL

	MINS	GA	EN	SO	GAA	RECORD
<b>VS. BOSTON:</b>						
Bill Smith	660	35	0	0	3.18	8-3
Roland Melanson	20	0	0	0	0.00	0-0
<b>VS. BUFFALO:</b>						
Bill Smith	875	37	0	0	2.54	12-2
Rick DiPietro	554	24	0	1	2.18	2-7
Glenn Resch	120	7	1	0	3.50	0-2
Wade Dubielewicz	59	4	0	0	4.07	0-1
<b>VS. CHICAGO:</b>						
Bill Smith	243	4	0	1	0.99	4-0
Glenn Resch	120	2	0	1	1.00	2-0
<b>VS. EDMONTON:</b>						
Bill Smith	775	38	0	1	2.94	8-5
Roland Melanson	120	8	1	0	4.00	1-1
<b>VS. LOS ANGELES:</b>						
Bill Smith	227	7	0	1	1.85	3-0
Glenn Resch	20	4	0	0	12.00	0-1
<b>VS. MINNESOTA:</b>						
Bill Smith	299	16	0	0	3.21	4-1
<b>VS. MONTREAL:</b>						
Bill Smith	682	34	0	0	2.99	5-7
Glenn Resch	321	15	0	0	2.80	2-3
Glenn Healy	319	15	0	0	2.82	1-4
Mark Fitzpatrick	20	1	0	0	3.00	0-0
Roland Melanson	1	0	0	0	0.00	0-0
<b>VS. NEW JERSEY:</b>						
Kelly Hrudey	381	23	0	0	3.62	2-4
<b>VS. NY RANGERS:</b>						
Bill Smith	1423	64	0	1	2.70	18-5
Glenn Resch	270	17	0	0	3.78	1-4
Glenn Healy	165	9	0	0	3.27	1-2
Ron Hextall	158	16	0	0	6.08	0-3
Mark Fitzpatrick	153	13	0	0	5.09	0-2
Roland Melanson	127	7	0	0	3.31	0-2
Jamie McLennan	82	6	0	0	4.39	0-1
<b>VS. OTTAWA:</b>						
Garth Snow	305	12	1	1	2.36	1-4
Rick DiPietro	15	0	0	0	0.00	0-0
<b>VS. PHILADELPHIA:</b>						
Bill Smith	580	38	1	0	3.93	4-5
Kelly Hrudey	552	26	2	0	2.26	4-6
Glenn Resch	382	15	1	0	2.36	3-3
Roland Melanson	2	0	0	0	0.00	0-0
<b>VS. PITTSBURGH:</b>						
Bill Smith	424	21	1	0	2.97	3-4
Glenn Healy	406	25	1	0	3.69	4-3
Glenn Resch	240	4	0	1	1.00	4-0
Mark Fitzpatrick	18	1	0	0	3.33	0-0
Roland Melanson	60	5	0	0	5.00	0-1
<b>VS. QUEBEC:</b>						
Bill Smith	257	9	0	0	2.10	4-0
<b>VS. TAMPA BAY:</b>						
Rick DiPietro	302	11	1	1	2.18	1-4
<b>VS. TORONTO:</b>						
Glenn Resch	388	15	0	0	2.32	3-4
Chris Osgood	392	17	3	0	2.60	3-4
Bill Smith	211	4	0	0	1.14	3-0
Roland Melanson	16	1	0	0	3.75	0-0
Garth Snow	26	2	9	9	4.62	0-0
<b>VS. VANCOUVER:</b>						
Bill Smith	260	10	0	1	2.31	4-0
Glenn Resch	120	4	0	0	2.00	2-0
<b>VS. WASHINGTON:</b>						
Bill Smith	728	33	1	0	2.72	8-4
Kelly Hrudey	689	26	1	0	2.26	4-5
Glenn Healy	384	19	0	0	2.97	4-1
Roland Melanson	121	5	0	0	2.48	2-0
Mark Fitzpatrick	39	2	1	0	3.08	0-1

# NHL GOALTENDERS VS. NYI

	MINS	GA	EN	SO	GAA	RECORD
<b>BOSTON:</b>						
Pete Peeters	360	30	0	0	5.00	2-4
Gerry Cheevers	318	19	0	0	3.58	1-4
<b>BUFFALO:</b>						
Gerry Desjardins	434	25	0	0	3.40	2-5
Don Edwards	300	22	1	0	4.40	0-5
Bob Sauve	261	10	1	1	2.30	2-2
Ryan Miller	269	11	0	0	2.46	4-1
<b>CHICAGO:</b>						
Tony Esposito	362	20	1	0	3.31	0-6
<b>EDMONTON:</b>						
Andy Moog	713	45	3	0	3.79	4-8
Grant Fuhr	172	8	0	1	2.79	2-1
Gary Edwards	20	2	0	0	6.00	0-0
<b>LOS ANGELES:</b>						
Mario Lessard	207	14	0	0	4.06	1-2
Doug Keans	40	7	0	0	10.50	0-1
<b>MINNESOTA:</b>						
Don Beaupre	180	13	0	0	4.33	1-2
Gilles Meloche	120	12	1	0	6.00	0-2
<b>MONTREAL:</b>						
Ken Dryden	664	25	2	2	2.26	8-3
Patrick Roy	338	10	1	0	1.78	4-1
Steve Penney	328	17	0	1	3.11	2-4
Rick Wamsley	32	0	0	0	0.00	0-0
<b>NEW JERSEY:</b>						
Sean Burke	321	16	0	1	2.99	3-2
Bob Sauve	60	2	0	0	2.00	1-0
<b>NY RANGERS:</b>						
Ed Mio	502	36	1	0	4.30	3-5
John Davidson	405	16	0	0	2.37	4-2
Glen Hanlon	368	19	0	1	3.10	2-4
Steve Baker	240	22	0	0	5.50	0-4
Mike Richter	420	11	0	2	1.57	7-0
John Vanbiesbrouck	142	5	0	0	2.11	1-1
Steve Weeks	128	9	1	0	4.22	1-2
Gilles Villemure	94	6	0	0	3.83	1-0
Ed Giacomin	86	4	0	0	2.80	0-2
<b>OTTAWA:</b>						
Patrick Lalime	320	7	0	1	1.30	4-1
<b>PHILADELPHIA:</b>						
Ron Hextall	419	16	0	0	2.29	4-3
Bernie Parent	311	12	0	1	2.38	2-3
Pete Peeters	311	20	0	0	3.86	2-3
Pelle Lindbergh	269	9	0	2	2.00	4-1
Wayne Stephenson	123	4	0	1	1.95	2-0
Phil Myre	60	6	0	0	6.00	0-1
Bob Froese	31	2	0	0	3.87	0-0
<b>PITTSBURGH:</b>						
Tom Barrasso	423	23	1	1	3.26	3-4
Gary Inness	420	18	0	0	2.57	3-4
Michel Dion	304	22	0	0	4.34	2-3
<b>QUEBEC:</b>						
Dan Bouchard	256	17	1	0	3.98	0-4
<b>TAMPA BAY:</b>						
Nikolai Khabibulin	302	4	1	3	0.79	4-1
<b>TORONTO:</b>						
Mike Palmateer	420	13	0	1	1.86	4-3
Michel Larocque	75	8	0	0	6.40	0-1
Jiri Crha	65	11	0	0	10.15	0-2
Paul Harrison	40	1	0	0	1.50	0-0
Curtis Joseph	404	21	0	1	3.12	4-3
Corey Schwab	12	0	0	0	1.000	0-0
<b>VANCOUVER:</b>						
Richard Brodeur	258	17	1	0	3.95	0-4
Curt Ridley	120	8	0	0	4.00	0-2
<b>WASHINGTON:</b>						
Al Jensen	477	29	2	0	3.65	3-5
Pat Riggin	393	21	1	0	3.21	1-5
Pete Peeters	360	13	1	0	2.17	4-2
Bob Mason	308	9	0	1	1.75	2-2
Rick Tabaracci	304	14	0	0	2.76	1-3
Don Beaupre	119	9	0	0	4.54	1-1

# ISLANDERS STANLEY CUP CHAMPIONSHIP TEAMS



## 1979-80

Jean Potvin	Bob Lorimer
Denis Potvin	Ken Morrow
Stefan Persson	Gord Lane
Dave Langevin	Garry Howatt
Clark Gillies	Lorne Henning
Wayne Merrick	Duane Sutter
Bob Bourne	Steve Tambellini
Bryan Trottier	Mike Bossy
Bob Nystrom	John Tonelli
Anders Kallur	Butch Goring
Alex McKendry	Glenn Resch
Bill Smith	Al Arbour
Bill Torrey	Bill MacMillan
Ron Waske	Jim Pickard

## 1980-81

Mike McEwen	Bob Lorimer
Denis Potvin	Ken Morrow
Jean Potvin	Stefan Persson
Gord Lane	Dave Langevin
Garry Howatt	Clark Gillies
Lorne Henning	Wayne Merrick
Duane Sutter	Bob Bourne
Bryan Trottier	Mike Bossy
Bob Nystrom	Bill Carroll
John Tonelli	Anders Kallur
Hector Marini	Butch Goring
Roland Melanson	Bill Smith
Al Arbour	Bill Torrey
Jim Devellano	Ron Waske
Jim Pickard	

## 1981-82

Mike McEwen	Tomas Jonsson
Denis Potvin	Ken Morrow
Stefan Persson	Gord Lane
Dave Langevin	Clark Gillies
Wayne Merrick	Duane Sutter
Bob Bourne	Bryan Trottier
Brent Sutter	Mike Bossy
Bob Nystrom	Bill Carroll
John Tonelli	Anders Kallur
Greg Gilbert	Hector Marini
Butch Goring	Roland Melanson
Bill Smith	Al Arbour
Bill Torrey	Jim Devellano
Lorne Henning	Ron Waske
Jim Pickard	

## 1982-83

Mike McEwen	Tomas Jonsson
Paul Boutilier	Denis Potvin
Ken Morrow	Stefan Persson
Gord Lane	Dave Langevin
Clark Gillies	Wayne Merrick
Duane Sutter	Bob Bourne
Greg Gilbert	Bryan Trottier
Mats Hallin	Brent Sutter
Mike Bossy	Bob Nystrom
Bill Carroll	John Tonelli
Anders Kallur	Butch Goring
Roland Melanson	Bill Smith
Al Arbour	Bill Torrey
Gerry Ehman	Lorne Henning
Ron Waske	Jim Pickard







# NASSAU COLISEUM SEATING CHART



## NASSAU COLISEUM FACTS

Opened . . . . .	May 29, 1972	Ice Dimension . . . . .	200' X 85'
Hockey Seating Capacity . . . . .	16,234	Press Box Capacity . . . . .	112
Distance from Airports . . . . .	25 miles	Parking spaces . . . . .	6,869
Luxury Suites . . . . .	38	Boards . . . . .	Crystaplex Series 6
		Glass . . . . .	Seamless Tempered (sides) /
			Acrylic System (endzones)

## TICKET INFORMATION

Tickets to all Islanders home games can be purchased at the Nassau Coliseum Box Office 9:30 a.m. to 4:45 p.m. daily or at all ticketmaster outlets. To charge by phone call 631-888-9000. Tickets can also be purchased on the web at [www.newyorkislanders.com](http://www.newyorkislanders.com) or [www.ticketmaster.com](http://www.ticketmaster.com). For season tickets, partial plans or group sales information call 1-800-882-ISLES.

## MEDIA PARKING LOT

Follow directions to exit M4 (see opposite page). Take the Charles Lindbergh Blvd. exit/ramp . At the first light make left onto Earl Ovington Blvd. At the first light make a left into the parking entrance for Islanders VIP/Staff/Media. Make a left after the attendants both into Parking Lot # 1.

# DIRECTIONS TO NASSAU COLISEUM



**FROM EASTERN LONG ISLAND (NORTH SHORE):** Northern State Parkway to exit 31A, Meadowbrook Parkway south to Exit M4/Nassau Coliseum-Hempstead Turnpike.

**FROM EASTERN LONG ISLAND (SOUTH SHORE):** Sunrise Highway to Southern State Parkway to exit 22N (Meadowbrook Parkway north) to exit M4 follow signs for Nassau Coliseum.

**FROM THE MIDTOWN TUNNEL:** Take the Long Island Expressway (495) east to Exit 38/Northern State Parkway to Exit 31A/Meadowbrook Parkway south to exit M4/Nassau Coliseum-Hempstead Turnpike.

**FROM THE THROGS NECK BRIDGE:** Take the Clearview Expressway to Grand Central Parkway East which turns into Northern State Parkway East. Stay on the Northern State until Exit 31A/Meadowbrook Parkway South. Exit at M4/Nassau Coliseum-Hempstead Turnpike.

**DIRECTIONS TO ISLANDERS ICEWORKS (ISLANDERS' ALTERNATE PRACTICE FACILITY):** Take the Long Island Expressway to exit 43. Take South Oyster Bay Road north (towards the library) for approximately two miles. South Oyster Bay Road turns into Jackson Avenue after Jericho Turnpike. Cross the railroad tracks and make a hard left onto Underhill Boulevard. Continue 2/10 of a mile and Iceworks will be on your left.

## GAME DAY INFORMATION

**CREDENTIALS:** Season passes will be issued to those members of major media outlets covering the team on a regular basis. All others will be issued single game passes. For single-game access please contact the Media Relations Department at least 48 hours in advance of each game via e-mail.

**PRESS ENTRANCE:** The press entrance is located at Gate 1 on the west side of Nassau Coliseum. An Islanders' game night representative will distribute credentials no earlier than two hours before every game.

**PRESS BOX:** Take the elevator opposite Gate 16 to the second floor, stay to the right and follow corridor past luxury suites to the press box. A seating chart is located just inside the press box on the right-hand side. An Islanders game-night representative will be available for assistance. Press box seats are reserved for accredited members of the media, visiting team representatives and scouts only.

**DINING AREA:** Take the stairwell just inside the press box door. Press lounge and restrooms are on the right.

**WORK ROOM:** Take the stairwell just inside of the press box door. Work room is down the corridor on the left.

**WIRELESS INTERNET:** Wireless internet is available in the press box free of charge. On most nights, a technician is available to assist with set up. Computers must be equipped for wireless internet access.

**PHONES:** Phones are available at a limited number of press box seats. If you require assistance with a phone or need one at your seat, please see an Islanders' game night representative near the entrance of the press box.

**STATISTICS:** NHL off-ice officials log all goals and penalties during the game. These statistics will be handed out between periods and at the conclusion of the game. Starting lineups will also be distributed before faceoff.

**LOCKER ROOMS:** Both locker rooms are located at ice level on the opposite side of the building from the press box. To avoid a post-game logjam in the room, please leave the room as soon as your work is finished.

**PRE-GAME ACCESS:** The Islanders will be available from 120 minutes until 90 minutes before game-time in the corridor outside of the dressing room. An Islanders representative will be there to assist you and to take requests.

**POST-GAME ACCESS:** The Islanders' locker room will be open five minutes following the conclusion of the game. The head coach will hold his post-game press conference at the same time in the designated room in the locker room hallway.

**PRACTICE:** The Islanders split their practice time between the Nassau Coliseum and Islanders Iceworks in Syosset. The schedule is subject to change. Media members are urged to call the Media Relations Department each day to confirm site and time. Due to security concerns, practices at the Nassau Coliseum are closed to the public.

## MSG-PLUS

**HOWIE ROSE - PLAY-BY-PLAY**

Howie Rose has been the Islanders' television play-by-play voice since the 1995-96 season. Rose also serves as the radio voice of the New York Mets, recently completing his 31st season covering the team.

A native of Bayside, Rose joined the Islanders after a six-year stint calling Rangers' games on WFAN. In addition to his duties with the Rangers, he hosted "Mets Extra" and his own nightly talk show. Among his career highlights, Rose called the 1993 and '94 NHL All-Star Games and the 1993 Stanley Cup Finals for the NHL Radio Network. During the 2003-04 season, Rose, along with his MSG Network/Fox Sports New York team, won their second New York Sports Emmy in five years for "Live Sports Coverage (Series)" of the the Islanders.

Rose was a fixture on the New York radio sports scene dating back to 1977 when he left Sportsphone to become Sports Director for WHN. He also spent time with WCBs Radio and NBC Network Radio before joining WFAN in 1987.

A graduate of Cardozo High School and Queens College, Rose resides on Long Island with his wife, Barbara, and their two daughters, Alyssa and Chelsea.

**BILLY JAFFE - ANALYST**

Billy Jaffe enters his fourth season with MSG-Plus as the Islanders analyst and won the 2008 New York Sports Emmy for On-Camera Sports Analyst. Jaffe also covers hockey games for Versus and NHL Radio. Prior to his move to New York, Jaffe spent six years as the analyst for the Atlanta Thrashers on both television and radio.

Jaffe began his broadcasting career in 1998 providing analysis on Chicago Blackhawks radio broadcasts for the pre and post-game shows. Prior to his tenure in Atlanta, Jaffe spent the 1999-2000 season as the radio and television analyst for the Chicago Wolves of the AHL and was the lead analyst for FSN Detroit's "CCHA Game of the Week."

Jaffe has been a part of several award winning broadcasts including two Southern Regional Emmys winners with Atlanta's television telecast along with being a part of Fox Sports Net's Emmy Award broadcast of the Cold War game between the University of Michigan and Michigan State.

As a player, Jaffe served as Team USA's captain on the silver medal-winning squad at the 1997 World Maccabiah Games in Israel. He played collegiate hockey for the University of Michigan from 1987-89 and then worked as an on-ice official for the CCHA from 1989-1993.

A Chicago native, Jaffe resides on Long Island with his wife Victoria and their daughter Julia.





**GAME-WINNING GOAL:** After the final score has been determined, the goal which leaves the winning Club one goal ahead of its opponent is the game-winning goal.

**GOALS-AGAINST AVERAGE:** Multiply goals allowed (GA) by 60 and divide by minutes played (MINS).

**PENALTY-KILLING PERCENTAGE:** Subtract total number of power-play goals allowed from total number of shorthanded situations to get total number of powerplays killed. Divide the total number of powerplays killed by the total number of shorthanded situations.

**PLUS-MINUS RATING:** A player receives a "plus" if he is on the ice when his Club scores an even-strength or shorthand goal. He receives a "minus" if he is on the ice for an even-strength or shorthand goal scored by the opposing Club. The difference in these numbers is considered the player's plus-minus statistic.

**POWER PLAY GOAL:** A goal scored by a Club while it has a manpower advantage due to an opponent's penalty. Following are some examples of what is and is not considered a powerplay goal:

- If a Club has an advantage on a minor penalty starting at 2:02 of the period and it scores at 4:02, the goal is not a powerplay goal.
- If a Club scores on a delayed penalty, the goal is not a powerplay goal.
- If a Club has an advantage due to a five-minute major or match penalty, that Club is always credited with having one more advantage than the number of power play goals it scores during that advantage, because the penalty does not expire. A new advantage begins after each power play goal. For example, if Team A scores three goals during a major penalty, it is credited with four advantages.
- If a Club is on a power play for any length of time, it's considered to have an advantage.
- If a minor penalty is incurred by a Club on a power play due to a major penalty, a new advantage is given to that Club when its minor penalty expires, provided the opponent's major penalty is still in effect.

**POWER PLAY PERCENTAGE:** Total number of power play goals divided by total number of powerplay opportunities.

**SAVE PERCENTAGE:** Subtract goals allowed (GA) from shots against (SA) to determine saves. Then divide saves by shots-against.

**SHOOTING PERCENTAGE:** Divide the number of goals scored by the number of shots taken.

**SHORTHAND GOAL:** A goal scored by a Club while it is at a manpower disadvantage. The same cases apply for shorthand as for power play goals, but in the opposite manner.

**SHOT ON GOAL:** If a player shoots the puck with the intention of scoring and if that shot would have gone in the net had the goaltender not stopped it, the shot is recorded as a "shot on goal".

**SHUTOUT:** If two goaltenders combine for a shutout, neither receives credit for the shutout. Instead it is recorded as a Club shutout.

**\*\* NOTE:** No individual skater/goaltender statistics apply for the shootout. \*\*

## ORDER OF SELECTION FOR 2009 ENTRY DRAFT

The NHL's annual Draft Drawing is a weighted lottery system to determine the order of selection for the first 14 picks of the 2009 Entry Draft.

The 14 teams that did not qualify for the Stanley Cup Playoffs, or clubs that acquired those clubs' 2009 first-round draft picks, participate in the Drawing.

The Club selected in the drawing may not move up more than four positions in the draft order, thus only the five Clubs with the fewest regular-season points had the opportunity to receive the first overall selection.

No Club can move down more than one position as a result of the Draft Drawing.

In the first round of the 2009 Entry Draft, the order of selection is as follows:

- a) The first 14 selections, as determined by the Draft Drawing (see above);
- b) Clubs eliminated in the first two rounds of the '09 Stanley Cup Playoffs, regular-season division winners excluded, in inverse order of points;
- c) Regular-season division winning clubs eliminated in the first two rounds of the '09 Playoffs, in inverse order of points;
- d) Clubs eliminated in the '09 Conference Finals, in inverse order of points;
- e) Stanley Cup Finalist
- f) Stanley Cup champion

In the second and subsequent rounds the order of selection is as follows:

- a) Non-playoff clubs in inverse order of points;
- b) Clubs eliminated in the first two rounds of the '09 Stanley Cup Playoffs, regular-season division winners excluded, in inverse order of points;
- c) Regular-season division winning clubs eliminated in the first two rounds of the '09 Stanley Cup Playoffs, in inverse order of points;
- d) Clubs eliminated in the '09 Conference Finals, in inverse order of points;
- e) Stanley Cup Finalist
- f) Stanley Cup champion

## ELIGIBILITY FOR CLAIM

- a) All Players age 18 or older are eligible for claim in the Entry Draft, except:
  - i. a Player on the Reserve List of a Club, other than as a try-out;
  - ii. a Player who has been claimed in two prior Entry Drafts;
  - iii. a Player who previously played in the League and became a Free Agent pursuant to this Agreement;
  - iv. a Player age 21 or older who: (A) has not been selected in a previous Entry Draft and (B) played hockey for at least one season in North America when he was age 18, 19, or 20 and shall be eligible to enter the League as an Unrestricted Free Agent pursuant to Article 10.1(d); and 18
  - v. a Player age 22 or older who has not been selected in a previous Entry Draft and shall be eligible to enter the League as an Unrestricted Free Agent pursuant to Article 10.1(d).

## UNSIGNED DRAFT CHOICES

a) A Player aged 18 or 19 who was selected in the first three rounds of the Entry Draft and who was not signed by his NHL Club may not be retained by the Club and must be returned to his junior Club no later than the day prior to the opening of the NHL regular season.

b) A Player aged 18 or 19 who was selected in the fourth or subsequent rounds who has not been signed by his NHL Club may not be retained by his Club and must be returned to his junior Club no later than the fourth day prior to the opening of the NHL regular season.

## ENTRY LEVEL PLAYERS

1. Players 18 through 21 years of age when signing their first contract must remain in the entry-level system for a period of three years; players age 22 and 23 when signing their first contract are in the entry level system for two years; while those age 24 when first under contract are in the entry level system for one year. Age is defined as the player's age on September 15 of the calendar year in which he signs the contract, regardless of his actual age on the date he signs such contract.

2. In the event that a signed 18 or 19-year-old player does not play a minimum of 10 NHL games (regular season and/or playoffs) in his first season under contract, the term of his player contract and his number of years in the entry level system will be extended for a period of one year. The exception to this is a 19-year-old player who turns 20 years of age between September 16 and December 31 in his first contract year.

3. In the event that a player signs his first contract at age 18 and has had his Player Contract extended for one season already, and such player does not play at least 10 NHL games (regular season and/or playoffs) in the second season under that player's Player Contract, then the term of his Player Contract and his number of years in the Entry Level System shall be extended for one additional year.

## 23-MAN ROSTER

There may be a maximum of 23 players on each Club's playing roster at any one time from the commencement of the NHL regular season through the trade deadline. Prior to the start of the season, each Club must submit to the NHL its "Opening Day Playing Roster" which shall be comprised of not more than 23 players. Each Club must have a roster of at least 20 players, composed of 18 skaters and two goaltenders. Players on Injured Reserve do not count in the 23-Man Roster limit.

## TIE-BREAKING PROCEDURES

At the conclusion of the regular season, the standing of the teams in each Conference shall be determined in accordance with the following priorities in the order listed:

- First place in each of the three (3) divisions seeded 1, 2, and 3.
- The higher number of points earned by the Club.
- The greater number of games won by the Club.
- The higher number of points earned in games against each other among two (2) or more Clubs having equal standing under priority (b) and (c) \*\*
- The greater differential between goals scored for and against by Clubs having equal standing under priority (d).

\*\* NOTE: For the purpose of determining standing under priority (d) for two or more tied Clubs that have not played an even number of games with one or more of the other tied Clubs, the first game played in the city that has the extra game (the "odd game") shall not be included. When more than two Clubs are tied, the percentage of available points earned in games among each other (and not including any "odd games") shall be used to determine standing.

## REGULAR SEASON WAIVERS

For purposes of Regular Waivers and Re-Entry Waivers, the five (5) year exemption for an 18 year old skater and the four (4) year exemption for a 19 year old skater shall both be reduced to three (3) years commencing the first season that the 18 or 19 year old skater plays in eleven (11) NHL Games or more. The next two (2) seasons, regardless of whether the skater plays any NHL Games in either season, shall count as the second and third years toward satisfying the exemption. For purposes of Regular Waivers and Re-Entry Waivers, the six (6) year exemption for an 18 year old goalie and the five (5) year exemption for a 19 year old goalie shall both be reduced to four (4) years commencing the first season that the 18 or 19 year old goalie plays in eleven (11) NHL Games or more. The next three (3) seasons, regardless of whether the goalie plays any NHL Games in any of those three (3) seasons, shall count as the next three (3) years toward satisfying the exemption.

The first season in which a Player who is age 20 or older plays in one (1) or more Professional Games shall constitute the first year for calculating the number of years he is exempt from Regular Waivers and Re-Entry Waivers.

A Player 25 years old or older who plays in one (1) or more Professional Games in any season shall be exempt from Regular Waivers and Re-Entry Waivers for the remainder of that season.

## INJURED RESERVE LIST

In the event that a player is injured and a Club wishes to place him on the Injured Reserve List, the Club must follow these procedures.

- A Club may place a player on the injured reserve list if such player is injured, disabled or ill and unable to perform his duties as a hockey player after having passed the Club's initial physical examination in that season.
- A player who has an injury that renders him physically unable to play for a minimum of seven days after that date of the injury can be placed on the Club's Injured Reserve List. Once a player is placed on the injured reserve, the Club may replace said player on its NHL roster with another player. All determinations that a player has suffered an injury warranting injured reserve status must be made by the Club's medical staff and in accordance with the Club's medical standards.
- A player placed on Injured Reserve is ineligible to compete in NHL games for a period of not less than seven days from the date of injury.
- Players on Injured Reserve may attend Club meetings and meals, travel with the Club and participate in practice sessions.
- Players on Injured Reserve are prohibited from appearing in games, participating in pre-game warm-ups with their Clubs, or dressing in game uniforms on game days.





# NHL ON-ICE OFFICIALS

## REFEREES

NAME	SWEATER #	NAME	SWEATER #	NAME	SWEATER #
Auger, Stephane	15	Kowal, Tom	32	O'Rourke, Dan	42
Banfield, David	44	Kozari, Steve	40	Peel, Tim	20
Ciamağa, Chris	41	LaRue, Dennis	14	Pochmara, Brian	43
Devorski, Paul	10	L'Ecuyer, Frederick	48	Pollock, Kevin	33
Dwyer, Gord	19	Lee, Chris	28	Rehman, Kyle	37
Fraser, Kerry	2	Leggo, Mike	3	Rooney, Chris	5
Furlatt, Eric	27	Marouelli, Dan	6	St-Laurent, Francois	38
Hasenratz, Mike	30	Martell, Rob	26	St. Pierre, Justin	45
Hebert, Ghislain	49	McCauley, Wes	4	Shick, Rob	16
Jackson, Dave	8	McCreary, Bill	7	Sutherland, Kelly	11
Joannette, Marc	25	Meier, Brad	34	Van Massenhoven, Don	21
Kimmerly, Greg	18	Morton, Dean	36	Walsh, Ian	29
Koharski, Don	12	O'Halloran, Dan	13	Watson, Brad	23
				Walkom, Stephen	24

## LINESMEN

NAME	SWEATER #	NAME	SWEATER #	NAME	SWEATER #
Amell, Derek	75	Henderson, Don	91	Nowak, Tim	77
Barton, Steve	59	Heyer, Shane	55	Pare, Mark	79
Brisebois, David	96	Kovachik, Brad	71	Racicot, Pierre	65
Cameron, Lonnie	74	Lazarowich, Brad	86	Rody, Vaughan	73
Champoux, Pierre	67	Mach, Brian	78	Schachte, Dan	47
Cherrey, Scott	50	McElman, Andy	90	Seitz, Lyle	61
Cormier, Michel	76	Miller, Steve	89	Sericolo, Anthony	84
Cvik, Mike	88	Morin, Jean	97	Sharrers, Jay	57
Devorski, Greg	54	Murphy, Brian	93	Shewchyk, Mark	92
Driscoll, Scott	68	Murray, Jonny	95	Wheler, Mark	56
Galloway, Ryan	82	Nansen, Derek	70		
Gibbs, Darren	66	Nelson, Thor	80		

# NHL OFF-ICE OFFICIALS

**SUPERVISOR & PENALTY TIMEKEEPER** . . . . . Jeff Weintraub

**GAME TIMEKEEPER** . . . . . Kevin Ryan

**OFFICIAL SCORER** . . . . . Jim Sullivan

**GOAL JUDGES** . . . . . Al Ferrari

. . . . . Rich Macklin

. . . . . Michael Shapay

. . . . . Dan Shea

**REAL-TIME SCORERS** . . . . . Bruce Landry

. . . . . Rudy Eberhardt

. . . . . Don White

. . . . . William Hall

. . . . . Mark LaMarr

**ALTERNATES** . . . . . Garrett Bodington

. . . . . Tom Palamara

. . . . . Joe Triminarchi

**VIDEO GOAL JUDGES** . . . . . Tom Monahan

. . . . . Mike Rosen

**COMMERCIAL COORDINATOR** . . . . . Ross Allegretti







50-Goal Seasons	185
100-Point Seasons	184
All-Star Game	179
All-Time Goaltending	247
All-Time Goaltending, Playoffs	285
All-Time Numerical Roster	268-270
All-Time Roster	253-267
All-Time Scoring	243-246
All-Time Scoring, Playoffs	284-285
Anaheim Ducks, history	142
Atlanta Thrashers, history	143
Awards & Honors	178
Boston Bruins, history	144
Broadcasters	292
Buffalo Sabres, history	145
Calgary Flames, history	146
Carolina Hurricanes, history	147
Chicago Blackhawks, history	148
Colorado Avalanche, history	149
Columbus Blue Jackets, history	150
Dallas Stars, history	151
Detroit Red Wings, history	152
Draft History	248-251
Edmonton Oilers, history	153
Fastest Goals	239
Final Scoring, 2008-09	134
Final Standings, 2008-09	171
Florida Panthers, history	154
Game Day Information	291
Game-by-Game Results, 2008-09	138-139
Games Postponed	183
General Managers, History	180
Hat Tricks, Islanders	191-193
Hat Tricks, Playoffs	279
Head Coaches, History	180
Hockey Hall of Fame	179
Hockey Ops. Guidelines	293-295
<b>IN THE PAST</b>	<b>172</b>
Individual Records, Assists	242
Individual Records, Goals	241
Individual Records, Goaltenders	242
Individual Records, Penalties	242
Individual Records, Points	241
Last Time the Islanders	181
Los Angeles Kings, history	155
<b>MEDIA INFORMATION</b>	<b>289</b>
Minnesota Wild, history	156
Miscellaneous Stats	185
Montreal Canadiens, history	157
Nashville Predators, history	158
Nassau Coliseum	290
New Jersey Devils, history	159
New York Rangers, history	160
NHL Off-Ice Officials	297
NHL On-Ice Officials	297
<b>OPPONENTS</b>	<b>141</b>
Ottawa Senators, history	161
Overtime Goals	196-197
Overtime Goals, Playoff	278
Overtime, Goaltenders	195
Overtime Records	195
Penalty Shots	193-194
Penalty Shots, Playoffs	279
Philadelphia Flyers, history	162
Phoenix Coyotes, history	163
Pittsburgh Penguins, history	164
Played for Metro Teams	201
Playoff Goaltending versus NHL, Islanders	286-287
Playoff Record versus NHL	273
Playoffs Records, Team	280-281

Post-Season Leaders	277
Record when/versus, 2008-09	135
Retired Numbers	252
Round-by-Round Playoff Results	274-276
St. Louis Blues, history	165
San Jose Sharks, history	166
Scoring Breakdown, 2008-09	136
Season Schedule, 2009-10	300
Season Leaders	186-187
Season-by-Season	202-236
2007-08	202
2006-07	203
2005-06	204
2003-04	205
2002-03	206
2001-02	207
2000-01	208
1999-00	209
1998-99	210
1997-98	211
1996-97	212
1995-06	213
1994-05	214
1993-94	215
1992-93	216
1991-92	217
1990-91	218
1989-90	219
1988-89	220
1987-88	221
1986-87	222
1985-86	223
1984-85	224
1983-84	225
1982-83	226
1981-82	227
1980-81	228
1979-80	229
1978-79	230
1977-78	231
1976-77	232
1975-76	233
1974-75	234
1973-74	235
1972-73	236
Season-by-Season Record	182-183
Shootout Records	198
Shootout Results	199
Shootout Stats	200-201
Shutouts, Islanders	188-189
Shutouts, Playoffs	279
Special Teams, Seasons	184
<b>STANLEY CUP PLAYOFFS</b>	<b>271</b>
Stanley Cup Teams, Islanders	288
Streaks	240
Tampa Bay Lightning, history	167
Team Captains, History	180
Team Records, Game	238
Team Records, Period	239
Team Records, Season	237
This Date in NYI History	173-177
Top-Ten Lists	190
Toronto Maple Leafs, history	168
Vancouver Canucks, history	169
Washington Capitals, history	170
<b>YEAR IN REVIEW</b>	<b>133</b>
Year-by-Year Playoff Records	272



# 2009 - 2010 NEW YORK ISLANDERS SEASON

PRESENTED BY

**SONY** & **P.C. RICHARD & SON**

OCTOBER 2009						
S	M	T	W	T	F	S
				1	2	3 PIT 7PM
4	5	6	7	8 OTT 7PM	9	10 BOS 7PM
11 LA 5PM	12	13	14	15	16 BUF 7PM	17 NY 7PM
18	19	20	21 CAR 7PM	22 MTL 7PM	23 WAS 7PM	24
25 MON 7:30PM	26 HC	27	28 NYR 7PM	29 WAS 7PM	30 BUF 7PM	31

NOVEMBER 2009						
S	M	T	W	T	F	S
1 SDM 7PM	2	3	4 BOS 7PM	5	6 NY 7PM	7 ATL 7PM
8	9	10	11 WAS 7PM	12 CAR 12PM	13 FLA 7PM	14
15 BOS 7PM	16	17	18	19 MIN 7PM	20 STL 7PM	21
22 TOR 7PM	23	24	25 PHI 7PM	26 PIT 6PM	27 NJ 1PM	28
29	30					

DECEMBER 2009						
S	M	T	W	T	F	S
				1	2	3 ATL 7PM
6	7	8 PHI 7PM	9 TOR 7PM	10	11	12 BOS 7PM
13 FLA 7PM	14	15 NYR 7PM	16 NYR 7PM	17 NYR 7PM	18 MTL 7PM	19
20	21 TB 7PM	22 TOR 7PM	23	24	25 NYR 7PM	26
27 PHI 6PM	28	29 CBJ 7PM	30	31 OTT 7PM		

JANUARY 2010						
S	M	T	W	T	F	S
				1	2	3 ATL 7PM
4	5	6 COL 7PM	7 DAL 7:30PM	8 PIT 8PM	9	10
11 DET 7PM	12	13	14	15 BUF 7PM	16 SJS 7PM	17
18 NY 6PM	19 PIT 7:30PM	20	21 FLA 7PM	22 NY 7PM	23	24
25 FLA 6PM	26 WAS 7PM	27 CAR 7PM	28 PHI 7PM	29	30	31

FEBRUARY 2010						
S	M	T	W	T	F	S
				1 TB 7:30PM	2 CAR 7PM	3
7	8	9 NSH 7PM	10 PIT 7:30PM	11	12 TB 6PM	13
14 OTT 6PM	15	16	17	18	19	20
21	22	23	24	25	26	27
28						

MARCH 2010						
S	M	T	W	T	F	S
				1 CHI 7PM	2 ATL 7PM	3 BOS 6PM
7	8	9	10 PHI 7PM	11 STL 7PM	12 NY 7PM	13
14 TOR 6PM	15	16 VAN 7PM	17	18	19 ANA 7PM	20 LA 7:30PM
21	22	23	24 NYR 7PM	25 CAR 7PM	26	27
28	29	30 NYR 7PM	31			

APRIL 2010						
S	M	T	W	T	F	S
				1 PHI 7PM	2 OTT 7PM	3
4	5	6 MTL 7PM	7 PIT 7:30PM	8 NY 7PM	9	10
11 PIT 6PM	12	13	14	15	16	17
18	19	20	21	22	23	24
25	26	27	28	29	30	

HOME

AWAY

CATCH US ON

