



2019-2020
NEW YORK RANGERS MEDIA GUIDE

2019



2020

PRESENTED BY
CHASE

SEPTEMBER						
SUN	MON	TUE	WED	THU	FRI	SAT
1	2	3	4	5	6	7
8	9	10	11	12	13	14
15	16	17	18	19	20	21
PRESEASON BEGINS		NJD	NJD	PHI	PHI	PHI
22	23	24	25	26	27	28
29	30	NYI	PHI	NYI		

OCTOBER						
SUN	MON	TUE	WED	THU	FRI	SAT
1	2	3	4	5		
SEASON BEGINS		WPG		OTT		
6	7	8	9	10	11	12
				EDM		
13	14	15	16	17	18	19
				WSH	WSH	
20	21	22	23	24	25	26
VAN		ARI			BUF	
27	28	29	30	31		
BOS		TBL				

NOVEMBER						
SUN	MON	TUE	WED	THU	FRI	SAT
					1	2
						NSH
3	4	5	6	7	8	9
	WSH		DET	CAR		
10	11	12	13	14	15	16
1:00 FLA		PIT		TBL		FLA
17	18	19	20	21	22	23
			WSH		OTT	STL
24	25	26	27	28	29	30
	MIN		CAR		BOS	NJD

DECEMBER						
SUN	MON	TUE	WED	THU	FRI	SAT
1	2	3	4	5	6	7
	VCK			CBJ	MTL	
8	9	10	11	12	13	14
8:00 VGK		LAK		SJS		ANA
15	16	17	18	19	20	21
	NSH				TOR	
22	23	24	25	26	27	28
ANA	PHI				OTT	TOR
29	30	31				
		EDM				

JANUARY						
SUN	MON	TUE	WED	THU	FRI	SAT
			1	2	3	4
				10:00 CGY		10:00 VAN
5	6	7	8	9	10	11
		7:30 COL		NJD		STL
12	13	14	15	16	17	18
	NYI			NYI		
19	20	21	22	23	24	25
CBJ		NYI				
26	27	28	29	30	31	
				DET		

FEBRUARY						
SUN	MON	TUE	WED	THU	FRI	SAT
						1
						DET
2	3	4	5	6	7	8
	9:00 DAL		TOR		BUF	
9	10	11	12	13	14	15
2:30 LAK		WPG		MIN	CBJ	
16	17	18	19	20	21	22
3:30 BOS			CHI		CAR	SJS
23	24	25	26	27	28	29
		NYI		MTL		PHI

MARCH						
SUN	MON	TUE	WED	THU	FRI	SAT
1	2	3	4	5	6	7
12:30 PHI		CAR		STL		NJD
8	9	10	11	12	13	14
		8:30 DAL	10:00 COL			ARI
15	16	17	18	19	20	21
	CGY		PIT		PIT	
22	23	24	25	26	27	28
3:00 BUF		CBJ		WSH		TBL
29	30	31				
	FLA					

APRIL						
SUN	MON	TUE	WED	THU	FRI	SAT
			1	2	3	4
			7:30 PHI	PIT		1:00 CHI
5	6	7	8	9	10	11
12	13	14	15	16	17	18
19	20	21	22	23	24	25
26	27	28	29	30		

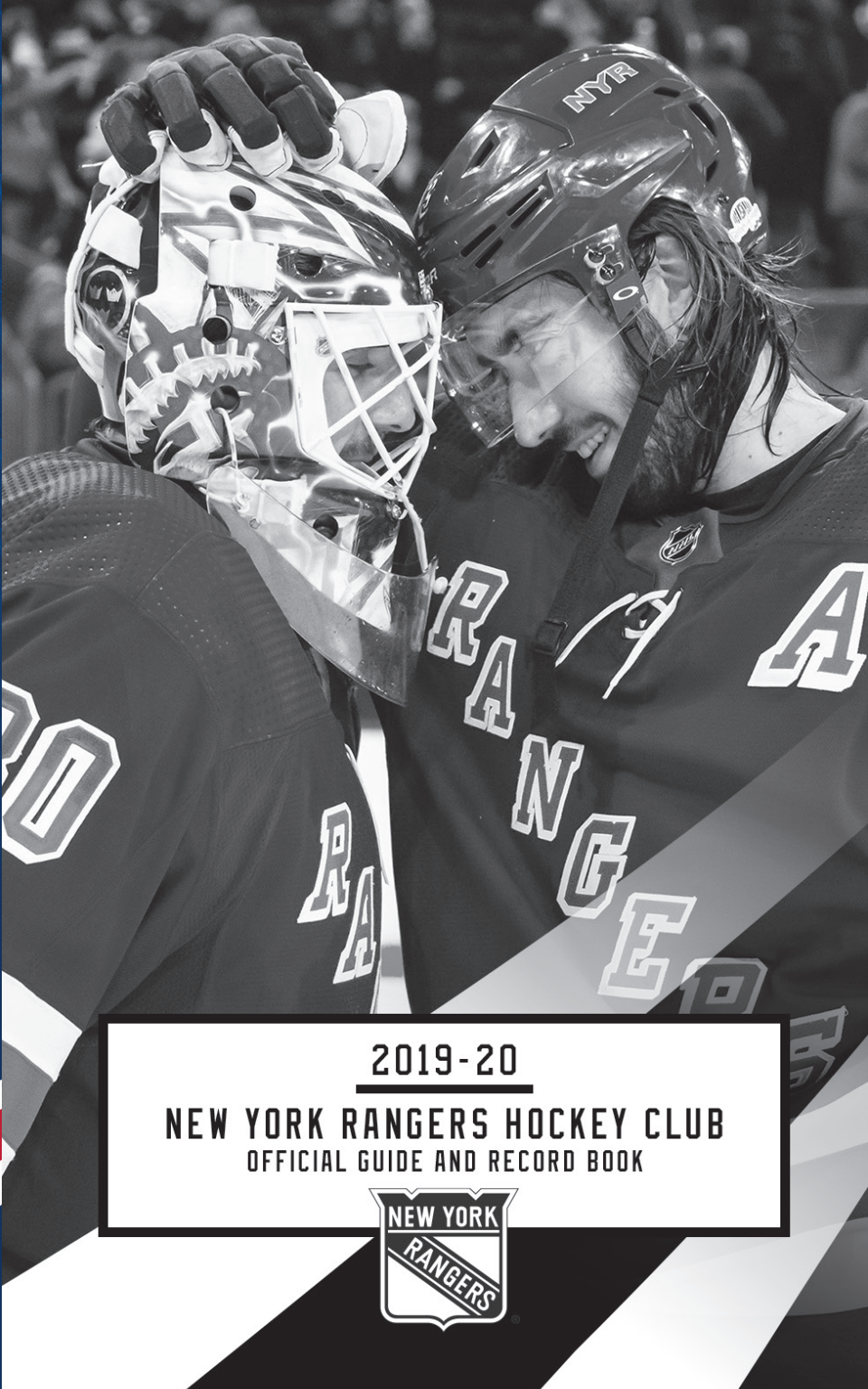


HOME



AWAY

All games are scheduled for 7PM EST
unless otherwise noted.



2019-20

NEW YORK RANGERS HOCKEY CLUB
OFFICIAL GUIDE AND RECORD BOOK






REMEMBERING HARRY HOWELL

The New York Rangers organization mourns the loss of Harry Howell, who passed away on March 10, 2019 at the age of 86.

Over the course of his 17-year career with the Rangers, Harry Howell established himself as not only one of the greatest players in Rangers history, but also as one of



the best defensemen in NHL history. A seven-time NHL All-Star, Howell played in a franchise-record 1,160 career games with the Rangers. He was the ninth

captain in franchise history, won the Norris Trophy as the NHL's Best Defenseman in 1966-67, and was inducted into the Hockey Hall of Fame in 1979.



On January 25, 1967, the Rangers held “Harry Howell Night” in recognition of his 1,000th NHL game, marking the first time a Rangers player received a night in his honor. On February 22, 2009, Howell’s jersey took its rightful place in the rafters of Madison Square Garden, as his No. 3 was retired by the Blueshirts.

REMEMBERING GEORGE “RED” SULLIVAN



On January 19, 2019, former Rangers player and head coach George “Red” Sullivan passed away at the age of 89. Sullivan played parts of 10 seasons in the NHL, including five seasons with the Rangers from 1956-57 to 1960-61, and he served as the Blueshirts’ captain during his final four seasons in New York. Following his retirement, he became the Rangers’ Head Coach for parts of four seasons.



REMEMBERING ANDY HEBENTON

Andy Hebenton, one of the NHL’s “Iron Men”, passed away on January 30, 2019 at the age of 89. Hebenton played nine seasons in the NHL, including eight



as a member of the Rangers, and he did not miss a game over the course of his NHL career. Hebenton’s franchise record of 560 consecutive games played (582 including the playoffs) may never be broken. The inaugural winner of the Players’ Player Award, awarded to the Ranger who “best exemplifies what it means to be a team player”, Hebenton won the award in three consecutive seasons from 1958-59 to 1960-61. Hebenton also won the NHL’s Lady Byng Trophy in 1956-57.

REMEMBERING ARNIE BROWN

Arnie Brown, a stalwart on the Rangers’ blue line for parts of seven seasons, passed away on July 26, 2019 at the age of 77. Brown, who was acquired by the Rangers from Toronto on February 22, 1964, skated in 460 games with the Blueshirts from 1964-65 - 1970-71, registering 33 goals and 98 assists for 131 points, along with 547 penalty minutes. A tough, two-way defenseman, Brown finished in the top 10 in the NHL in penalty minutes in each of his first two seasons with the Rangers, and he established career-highs in goals (15), points (36), and plus/minus rating (plus-24) in 1969-70.




TABLE OF CONTENTS

FRONT OFFICE

About The Madison Square Garden Company	7
New York Rangers Directory	8
James L. Dolan	10
Andrew Lustgarten	11
John Davidson	12
Glen Sather	13
Jeff Gorton	14
Chris Drury	15
David Quinn	16
Coaching Staff	17
Hockey Operations	22
Scouting Staff	29
Training Staff - Medical	36
Strength and Conditioning Staff	37
Equipment Staff	39
Medical Staff	40
Rod Gilbert	44
Adam Graves	45
Rangers Staff	46

THE PLAYERS

Player Biographies	48
In the System	180
Future Blue	205
2019 NHL Entry Draft Selections	212
New York Rangers 2019-20 Roster	218
How the Rangers Were Built	220
Hartford Wolf Pack	221
MSG Network Broadcast Team	230
Garden of Dreams Foundation	234

2018-19 IN REVIEW

Final NHL Standings	238
NHL Statistical Leaders	240
Game Summaries	242
Final Rangers Scoring	253
Scoring Breakdown	254
Special Teams Scoring Breakdown	255
Scoring Breakdown by Month	256
Scoring Breakdown by Division	258
Miscellaneous Statistics	260

2018-19 IN REVIEW (CONT'D)

Hat Tricks, Shorthanded Goals, Penalty Shots and Empty Net Goals	262
Shootout Statistics and Coach's Challenges	263
Transactions	264
2019 Off-Season Activity and Manpower Games Lost Due to Injury or Illness	265
Overall Schedule and Results	266
Home and Road Schedule and Results	268
Game-by-Game Power Play Totals	270
Game-by-Game Penalty Killing Totals	271
Game-by-Game Home Attendance	272
Scoring of Rangers Prospects	273

RANGERS VS. NHL

Rangers vs. Each NHL Club	274
-------------------------------------	-----

CAREER RECORDS

All-Time Scoring List	308
All-Time Leaders	309
Single-Season Leaders	310
All-Time Scoring Streaks	311
All-Time Regular Season Coaching Leaders	312
All-Time Regular Season Records	313

PLAYOFF HISTORY AND RECORDS

All-Time Playoff Series Record vs. NHL	322
All-Time Playoff Results Year-by-Year	323
All-Time Playoff Results Game-by-Game	324
All-Time Playoff OT Results	330
All-Time Playoff Scoring List	332
All-Time Playoff Leaders	333
Single-Season Playoff Leaders	334
Stanley Cup Winning Goals, All-Time Playoff Hat Tricks, and All-Time Playoff Hat Tricks Against	335
Playoff Scoring Statistics Year-by-Year	336
Playoff Goaltending Statistics Year-by-Year	344
All-Time Playoff Shutouts	346
All-Time Playoff Coaching Records and Leaders	347
All-Time Playoff Coaching Records Year-by-Year	348
All-Time Playoff Records	349
Stanley Cup Championship Teams	354

TABLE OF CONTENTS

RANGERS HERITAGE

Madison Square Garden History	358
New York Rangers Franchise History	366
All-Time Team Management and All-Time Captains	377
Rangers Retired Numbers	378
Rangers Jersey History	388
Rangers Logo History	392
NHL Award Winners	394
Hall of Fame Selections	396
NHL All-Star and All-Rookie Team Selections	397
NHL All-Star Game Selections and Statistics Year-by-Year	398
Team Award Winners	402

IN THE PAST

All-Time Record vs. NHL	408
Special Teams Statistics Year-by-Year	410
All-Time Longest Team Streaks	411
Most Recent Team Starts	412
Most Recent Team Streaks	413
Current Home and Road Streaks vs. NHL	414
Longest Team Streaks Year-by-Year	416
Longest Home Team Streaks Year-by-Year	418
Longest Road Team Streaks Year-by-Year	420
Rangers vs. NHL Year-by-Year	422
Last 20 Game Results vs. NHL	426
All-Time Record Year-by-Year	428
All-Time Home and Away Record Year-by-Year	430
The Last Time	432
Last Shutout vs. NHL	433
Overtime Record Year-by-Year	434
Goals Scored in Overtime	436
Overtime Leaders	442
Fastest Goals Scored in Overtime, Latest Goals Scored in Overtime, and Players Who Have Scored Overtime Goals For and Against the Rangers	443

IN THE PAST (CONT'D)

All-Time Shootouts	444
All-Time Shootout Goaltender Register, Single-Season Shootout Leaders for Goaltenders, and NHL Shootout Records Held by Rangers Goaltenders	447
All-Time Shootout Player Register	448
All-Time Shootout Leaders for Skaters and Longest Shootouts	450
Single-Season Shootout Leaders for Skaters	451
Last Overtime Win and Loss vs. NHL	452
All-Time Hat Trick Leaders and All-Time Hat Tricks	453
All-Time Shutouts, Most Decisive Victories, and Most Decisive Defeats	457
All-Time 10-goal Games	458
All-Time 0-0 Games	459
All-Time Neutral Site Games	460
All-Time Road Games at Madison Square Garden	461
All-Time Penalty Shots	462
All-Time Penalty Shots vs. Rangers	464
Scoring Leaders Year-by-Year	466
Longest Goal Streaks Year-by-Year	468
Longest Assist Streaks Year-by-Year	470
Longest Point Streaks Year-by-Year	472
Regular Season Scoring Statistics Year-by-Year	474
Regular Season Goaltending Statistics Year-by-Year	492
All-Time Regular Season Coaching Results	496
All-Time Results Game-by-Game	497
All-Time Transactions	526
All-Time NHL Entry Draft Selections	547
All-Time Player Register	551
All-Time Goaltending Register	574
All-Time Jersey Numbers	576
MSG Training Center	592
Media Information	594



EDITORIAL

Executive Editor: John Rosasco
Editor: Michael Rappaport
Associate Editors: Lindsay Hayes, Ryan Nissan
Editorial Assistant: Max Steffen

DESIGN, PRODUCTION, & PRINTING

Design & Production:
 Michael Rappaport, Maria Spina
Photography: MSG Photos, Rangers Archive,
 Rebecca Taylor, Getty Images
Printed by: Artistic Group

GIACOMINI
1

HOMELL
3

BATHGATE
9

LEITCH
2

GRAVES
9

MESSIER
11

RICHTER
35

HADFIELD
11

RATELLE
19

GILBERT
7

BUD LIGHT

ABOUT THE MADISON SQUARE GARDEN COMPANY



As a world leader in live sports and entertainment, The Madison Square Garden Company (MSG) sets a global standard for excellence and innovation in live experiences and forges deep and enduring connections with diverse and passionate audiences that span generations.

Stemming from a legendary venue widely known as “The World’s Most Famous Arena,” today MSG includes an unparalleled mix of renowned venues that span some of the nation’s largest entertainment markets. Individually, these venues are each premier showplaces, with a loyal following of fans, performers and events. Taken together, they represent an unmatched collection of venues that serve as extraordinary settings for unforgettable experiences and events. These venues are: New York’s Madison Square Garden, Hulu Theater at Madison Square Garden, Radio City Music Hall and Beacon Theatre; the Forum in Inglewood, California; and The Chicago Theatre. MSG is also currently building a new state-of-the-art venue in Las Vegas, MSG Sphere at The Venetian, and has also announced plans to build a second MSG Sphere in London, pending necessary approvals.

In addition to iconic venues, MSG includes some of the most recognized brands in professional sports. With original franchises from the NBA and NHL, MSG’s devoted and knowledgeable fans have a personal, passionate and generational relationship with its teams. These franchises are: the New York Knicks and New York Rangers; two development league teams, the Westchester Knicks and the Hartford Wolf Pack; and esports teams – Counter Logic Gaming, a leading North American esports organization, and Knicks Gaming, MSG’s franchise that competes in the NBA 2K League.

MSG also features a unique portfolio of entertainment brands such as the Radio City Rockettes, the legendary New York dance company known for their rich history, unrivaled talent, precision and athleticism. This beloved group serves as the star of MSG’s Christmas Spectacular at Radio City Music Hall, which, for 86 years, has been a cherished holiday tradition for generations of families. MSG’s other entertainment offerings include Boston Calling Events, which produces New England’s premier Boston Calling Music Festival, and TAO Group, a world-class hospitality group with globally-recognized entertainment dining and nightlife brands: Tao, Marquee, Lavo, Avenue, Beauty & Essex and Vandal. In addition to its exclusive sports and entertainment content, MSG produces, presents or hosts a range of other outstanding live entertainment and sports experiences in its venues. This includes a broad array of concerts, family shows and special events, perennially featuring some of the biggest names in music and entertainment. MSG also creates lasting memories for sports fans through eminent sporting events such as professional boxing, college basketball, college hockey, professional bull riding, mixed martial arts, esports and college wrestling.

In 2006, MSG established the Garden of Dreams Foundation, to use its extraordinary assets to make dreams come true for children facing obstacles. Since that time, working with MSG and 30 partner organizations throughout the tri-state area, including hospitals, wish organizations and community-based organizations, the Foundation has impacted more than 375,000 children and their families. Garden of Dreams hosts hundreds of events and programs each year, including large-scale events such as the Garden of Dreams Talent Show at Radio City Music Hall and once-in-a-lifetime in-game experiences, as well as celebrations that bring the excitement of MSG to children where they live and play. Through its Garden of Dreams Giving program, the Foundation also helps its partner organizations meet the critical needs of the children they serve through direct support of scholarships and tangible, targeted community projects that make a real and lasting difference in children’s lives.

RANGERS DIRECTORY, 2019-20

TEAM EXECUTIVE MANAGEMENT

Executive Chairman & Chief Executive Officer,
The Madison Square Garden Company James L. Dolan
President, The Madison Square Garden Company Andrew Lustgarten
President, New York Rangers John Davidson
Senior Advisor to the Owner and Alternate Governor Glen Sather
General Manager, New York Rangers Jeff Gorton
Senior Vice President,
Business Operations, MSG Sports Kristin Bernert
Senior Vice President,
Associate General Counsel – Teams & Sports Events Jamaal Lesane
Senior Vice President,
Associate General Counsel – Sales & Marketing John Master
Senior Vice President, Finance Jeanine McGrory
Senior Vice President, Sports Team Operations Mark Piazza
Senior Vice President,
Public Relations & Player Recruitment John Rosasco
Associate General Counsel & Senior Vice President,
Legal & Business Affairs, Team Operations Marc Schoenfeld

THE MADISON SQUARE GARDEN COMPANY EXECUTIVE MANAGEMENT

Vice Chairman Gregg Seibert
Executive Vice President,
Ticketing, Suites, & Corporate Hospitality John Abbamondi
Executive Vice President and General Counsel Lawrence Burian
Executive Vice President & Chief Marketing Officer Geraldine Calpin
Executive Vice President, Venue Management Rich Claffey
Executive Vice President,
Global Head of Government Relations & Public Affairs Richard Constable
Chief Executive Officer, MSG Ventures David Dibble
Executive Vice President, Marquee Events & Operations Joel Fisher
Executive Vice President & Chief Communications Officer Kim Kerns
Executive Vice President & Chief Administrative Officer Sandy Kapell
Executive Vice President,
Development & Construction Jayne McGivern
Executive Vice President & Chief Financial Officer Victoria Mink
Executive Vice President, MSG Live Darren Pfeffer
Executive Vice President, Marketing Partnerships Ron Skotarczak
President, Creative Content & Productions Jennifer Vogt
Senior Vice President, Sports Public Relations Patrick Sandusky

HOCKEY CLUB PERSONNEL

Assistant General Manager &
General Manager, Hartford Wolf Pack Chris Drury
Head Coach David Quinn
Assistant Coaches Greg Brown, David Oliver, Lindy Ruff
Assistant Coach & Goaltending Coach Benoit Allaire
Video Coach Jerry Dineen
Video Assistant Sam Kelley
Skills Coach Mark Ciaccio
Director, Player Care & Development/
Analytics and Hockey Technology Jim Sullivan
Director, Player Personnel Gordie Clark
Director of Professional Scouting Kevin Maxwell
Director of Player Development Jed Ortmeyer
Assistant Director of Player Development Tanner Glass
Assistant Director of Player Development – Europe Tuomo Ruutu
Goaltending Consultants Jeff Malcolm, Eric Raymond
Senior Advisor to the President Mike Barnett
Hockey Consultant Doug Risebrough
Hockey Operations Advisors Brian Leetch, Brad Richards
Hockey & Business Operations Adam Graves
Director of European Scouting Nickolai Bobrov
Director of North American Scouting Chris Morehouse
European Scouts Mikko Eloranta, Jan Gajdosik,
Oto Hascak, Patric Kjellberg, Vladimir Lutchenko
Amateur Scouts Larry Bernard, Jeff Beukeboom, Rich Brown,
Brendon Clark, Marshall Davidson, Daniel Dore, Kim Gellert,
Derek Ginnell, Jamie Harrington, Peter Stephan
Professional Scouts Steve Eminger, Rick Kehoe,
Steve Konowalchuk, Gilles Leger, Justin Sather
Head Athletic Trainer & Director of Sports Medicine Jim Ramsay
Assistant Athletic Trainer Sean Murdoch
Head Equipment Manager Acacio Marques
Equipment Manager Tim Webb
Assistant Equipment Manager Billy Southard
Massage Therapist Angel Segarra
Head Strength & Conditioning Coach Jaime Rodriguez
Assistant Strength & Conditioning Coach/
Physical Therapist Kevin Cota
Performance Analyst Michael Dillon
Software Developer/Data Analyst Daniel Hovasse
Strength & Conditioning Consultant Ben Prentiss
Strength & Conditioning Consultant – Europe Daniel Hedin
Director, MSG Training Center Operations Alex Case
Director, Hockey Administration Katie Condon

SPORTS TEAM OPERATIONS

Director, Sports Team Operations Brian Wendth
Director, MSG Sports Travel Sharon Toledo
Manager, Sports Team Operations Caroline Notaro
Coordinator, Sports Team Operations Mary Clare Condon

BUILDING OPERATIONS

Vice President,
Building Operations, MSG Training Center Miguel Vazquez
Event Supervisor, MSG Training Center Kevin Deegan
Manager, Building Operations, MSG Training Center Steven Kaminski

MEDICAL STAFF

Chief Medical Officer
& Senior Vice President, Player Care Dr. Lisa Callahan
Medical Director & Head Team Physician Dr. Bryan Kelly
Team Physician Dr. Ryan Linger
Assistant Team Physicians Dr. Bob Marx, Dr. Anil Ranawat
Teams Sports Dietitian Erika Whitman
Team Dentist Dr. Donald Salomon
Assistant Team Dentist Dr. Joseph V. Esposito

COMMUNICATIONS

Vice President, Communications, MSG Sports Ryan Watson
Director, Public Relations Ryan Nissan
Manager, Public Relations Lindsay Hayes
Manager, Communications, MSG Sports Mallory Kwitter
Coordinator, Public Relations Michael Rappaport

FAN DEVELOPMENT & COMMUNITY RELATIONS

Vice President, MSG Sports Youth Programs,
& Rangers Community and Alumni Relations Rick Nadeau
Director, Community Programs David Martella
Director, Youth Programs Mike Fasulo
Coordinator, Alumni Relations Michael Ali
Coordinators, Fan Development Sarah Antonelli, Stephen Arulio
Director, Special Projects
& Community Relations Representative Rod Gilbert
Youth Hockey Ambassador Brian Mullen

MARKETING

Senior Director, Marketing Strategy Kelsey Philpott
Manager, Marketing Greer O'Keefe
Coordinator, Marketing Robert Winston

EVENT PRESENTATION

Vice President, Event Presentation Jason Danby
Music Director, Event Presentation Ray Castoldi
Managers, Event Presentation Daniel Cirminiello, Amanda Librot

CREATIVE SERVICES

Senior Vice President, Executive Creative Director Alonso Davila
Vice President, Creative Services Ty Baker
Vice President, Marketing Productions Dina DePina
Digital Creative Director Ronn Pearson
Digital Marketing Strategy & Content Lead Jess Smith
Manager, Digital Content Jess Isner
Digital Producer/Editor Nick Homler
Manager, Video Production Cory Gershon
Assistant Studio Manager Maurissa Jennings

MSG PHOTO SERVICES

Official Photographer of Madison Square Garden George Kalinsky
Vice President, MSG Photo Services Rebecca Taylor
Senior Editor, MSG Photo Services Carly Boyle
Manager, MSG Photo Services Zachary Lane
Coordinator, MSG Photo Services Katy Draper

FINANCE

Director, Finance Valerie Battista
Senior Financial Analyst Amanda Remy

RANGERS DIRECTORY, 2019-20

LEGAL & BUSINESS AFFAIRS

Vice President,
Legal & Business Affairs – Sports & Marketing Partnerships . . . Riana Positano
Senior Counsel,
Legal & Business Affairs – Sports & Marketing Partnerships . . . Gregory Lullo
Counsel,
Legal & Business Affairs – Sports & Partnerships . . . Matthew Weingast
Director,
Legal & Business Affairs – Sports & Marketing Partnerships . . . Kimberlie LaSalle
Senior Administrative Assistants . . . Kimmie McEachin, Maria Roubos

PEOPLE PRACTICES

Senior Director, People Practices . . . Emily Bonfanti
Director, People Acquisition . . . Matthew Resnick
Senior Generalist, People Practices . . . Andrew Jones

TICKET SALES, SERVICE, RETENTION & OPERATIONS

Senior Vice President,
Sales Operations, Strategy & Analytics . . . Jeremy Short
Vice President, Season Membership Sales . . . Marc Jackson
Vice President, Service & Retention . . . Alan Latkovic
Director, Service & Retention . . . Tyson Christensen
Director, New Business . . . Brendan Long
Director, Sales Enablement . . . Deia Nassar
Directors, Group Sales . . . Brandon Lawrence, Kathryn Williams
Manager, New Business – Teams . . . German Montero
Manager, Sales Enablement . . . Darolyn Pierce
Premium Experience Specialists . . . Dani Brand, Adam Squinto
Client Relationship Specialists . . . Boris Bereza,
Colleen Costello, Caroline Dunn, Robert Elman,
Kelsey Finger, Sally Joyce, Lindsey Lerg, Davis Shealy
Senior Account Executive . . . Jeff Rezach
Account Executives, Season Subscription Sales . . . Chris Balbo,
Rommer Brioso, Brett Davies,
Emily Brosnan, Marcella Brosnan, Paul DelPrete,
Timothy Dunkel, Jamal Harris, Eric Johnson,
Ian Marinelli, Samuel Merrick, Kendyl Nunn
Christopher Peters, Brian Ritzie, Richie Rogers,
Anthony Santiago, Daniel Schneider, Daniel Schulman,
Jordan Stagniller, Zack Tsamisis
Senior Manager, Pricing & Inventory Management . . . Eric Handler
Manager, Sales Support . . . Michael Rucker
Managers, Inside Sales . . . Thomas Kilkenny,
Demi McEntee, S.J. Tucker
Coordinators, Sales Operations . . . Mark Bunesucoso, Madeleine Bush,
Anne Chavez, Delaney Snyder
Analyst Pricing & Inventory Management . . . Iliana Valor
Sales Representatives . . . Ronald Boyett, George Colville, Moises Diaz,
Lucy Jayala, Kyle Jimenez, Henry Lemaire,
Christopher Leonard, Taylor Light, Paul LoFaso,
Brandin Magee-Frasier, Michael Milambo, Joseph Paciero,
Anthony Pipa, Eddie Rodriguez,
Amanda Trojniak, Sydney Wright
Executive Administrative Assistant . . . Lori Wickham

PREMIUM HOSPITALITY

Senior Vice President,
Premium Hospitality Sales & Service . . . Rob Sullivan
Vice President, Premium Hospitality Sales . . . Scott McGinn
Senior Director, Premium Account Service . . . Dan Asip
Senior Director, Premium Hospitality Service . . . Melinda C. Smith
Directors, Premium Hospitality Sales . . . Ryan England,
Dan Millman, Patrick Walcek
Managers, Premium Hospitality Sales . . . Alexandra Aldrich,
Sari Brandwine, Sarah Gerber,
Malcolm Mompoin, Daniel Mucha, Billy Ricci
Senior Account Executives . . . Jessica Afriyie, Jonathan Azoulay,
Andrew Farco, Chris Tedesco
Senior Manager, Premium Solutions . . . Michael Murray
Premium Account Managers . . . Bryan Fried, Katie Palen,
Jordan Schwartz, Chelsea White
Operations Coordinators . . . Keara Bynum, Elaine Farmer,
Lacey Nowell, Alonna Soars, Bobby Stroud

MARKETING PARTNERSHIPS – ACCOUNT MANAGEMENT

Senior Vice President,
General Manager – Account Management . . . Michael Guth
Vice Presidents, Account Management . . . Heather Breen,
Kristofor Elvgren, Matt O'Reilly, Mike Verna
Directors, Account Management . . . Andrew Berkowitz,
Sydney DiMaggio, Don Gregory,
Dylan Kramer, Ryan Rudman
Director, Account Activation . . . Zach Lazare
Director, Account Planning . . . Joseph Monte
Director, Partnership Activation & Development . . . Natasha Najemian
Managers, Account Management . . . Jimmy Brennan,
Kevin DelleDonne, Marysa Fericola, Megan Fry,
Joe Greenaway, Matthew Heineman, Nicole Melfi,
Adam Pinto, Stephen Smyth, Katty Villapando
Coordinators, Account Management . . . Allison Perretti, Austin Scherling
Senior Administrative Assistant . . . Jasmine Lassiter

MARKETING PARTNERSHIPS – BUSINESS SOLUTIONS

Senior Vice President, Business Solutions . . . Evan Frankel
Vice President, Business Solutions . . . Brandon Templeton
Vice President, Digital & Partnership Analytics . . . Andrew Karson
Director, Digital Activation & Strategy . . . David Rothstein
Director, Creative Services . . . Alison Rousos
Manager, Business Solutions . . . Jenneke Beernink
Manager, Business Solutions – Digital . . . Kevin Collins
Manager, Business Solutions – Partnership Analytics . . . Andrew Descovich
Manager, Sales Process . . . Leo Parsons
Coordinator, Business Solutions . . . Amanda Hajjar
Designers, Business Solutions . . . Mohammad Chowdhury,
Samantha Story
Junior Designer, Business Solutions . . . Lauren Peterpaul

MARKETING PARTNERSHIPS – TEAM SALES

Senior Vice President, Team Sales . . . Mike Lehr
Vice Presidents, Team Sales . . . Dave Decina, Bill Smith
Vice President,
MSG Signage Operations – Team Sales . . . Nicholas Sizer
Directors, Team Sales . . . Joseph Grippo, Ryan Nowack
Manager, Digital Signage . . . Kristen Radewicz
Manager, Team Sales . . . Matthew Walker
Coordinators, Team Sales . . . Hannah Missry,
Lindsey Moore, Timothy Watson
Senior Administrative Assistant . . . Delaney Parker

BROADCAST INFORMATION

Television – MSG Network: . . . Sam Rosen, Joe Micheletti,
John Giannone
Radio – MSG Radio: . . . Kenny Albert, Dave Maloney

ADDITIONAL INFORMATION

Home Ice . . . Madison Square Garden
Website . . . newyorkrangers.com
Twitter . . . @NYRangers
PR Twitter . . . @NYRStatsInfo
Media Entrance . . . 8 Penn Plaza, 8th Avenue & 33rd Street
Press Room . . . 6th Floor, Madison Square Garden
Club Colors . . . Home: blue base, trimmed w/red & white
Away: white base, trimmed w/blue & red
Practice Facility . . . Madison Square Garden Training Center



James L. Dolan is Executive Chairman and Chief Executive Officer of The Madison Square Garden Company (MSG), a leading live entertainment company renowned for its world-famous arena complex, professional sports teams, entertainment properties and historic showplaces. Mr. Dolan also serves as Executive Chairman of MSG Networks Inc., which includes two award-winning regional sports and entertainment networks.

In his role at MSG, Mr. Dolan is responsible for the Company's overall growth strategy and oversight of its operations. He also serves as governor to the National Basketball Association and the National Hockey League on behalf of the New York Knicks and New York Rangers.



Throughout his tenure, Mr. Dolan has spearheaded an ambitious vision to ensure the Company continues to set the standard for live sports and entertainment. This includes the Company's plans to build state-of-the-art venues in Las Vegas and London, called MSG Sphere, that will pioneer the next generation of immersive experiences. Mr. Dolan first introduced his strategy for a large-scale music and entertainment focused venue in January 2014 with the successful re-opening of the legendary Forum arena in Inglewood, California. Mr. Dolan was also the catalyst for the restoration of the Company's cherished national landmark, Radio City Music Hall, in 1999, as well as the famed Beacon Theatre in early 2009. This was

followed by the three-year, top-to-bottom transformation of the Madison Square Garden Arena, which was completed in October 2013. MSG's venues also include The Chicago Theatre, which was built in 1921 as one of the country's most opulent motion picture houses.

In addition to its portfolio of landmark venues, MSG owns and operates professional sports teams, the New York Knicks and New York Rangers, as well as entertainment properties, including the Christmas Spectacular Starring the Radio City Rockettes. MSG has expanded its live offerings through investments in Boston Calling Events, which produces the Boston Calling Music Festival; TAO Group, a hospitality group with globally-recognized entertainment dining and nightlife brands; and Counter Logic Gaming, a leading North American esports organization.

Mr. Dolan has led MSG's response to local and national tragedies. He played a principal role in organizing several extraordinary benefit concerts, including "12-12-12," which raised more than \$50 million for the victims of Hurricane Sandy; "The Concert For New York City," which generated more than \$35 million in aid for 9/11 victims and heroes; and "From The Big Apple To The Big Easy," which raised nearly \$9 million for Hurricane Katrina relief. Mr. Dolan also supports both MSG's and MSG Networks Inc.'s ongoing commitment to the community, particularly through the Garden of Dreams Foundation, the non-profit charity that works with both companies to help children throughout the New York metropolitan area.

In addition to his oversight of MSG, Mr. Dolan also serves as Executive Chairman of MSG Networks Inc., which became a standalone media company following the 2015 spin-off of The Madison Square Garden Company. MSG Networks Inc. is comprised of MSG Network and MSG+, which together annually telecast more than 450 live professional games, along with a comprehensive lineup of other sporting events, as well as critically-acclaimed original programming.

Mr. Dolan served as Chief Executive Officer of Cablevision Systems Corporation from 1995 until June 2016, when the leading media and telecommunications company, which served as MSG's parent company until 2010, was sold to Altice. Prior to his role as Cablevision CEO, Mr. Dolan was Chief Executive Officer of Rainbow Media Holdings, the former Cablevision programming subsidiary now known as AMC Networks Inc. Mr. Dolan began his career with Cablevision in the 1970s and held a variety of executive positions before overseeing Rainbow Media.

Mr. Dolan serves on the board of directors for MSG, MSG Networks Inc., and AMC Networks Inc. He is also on the board of The Lustgarten Foundation, an organization he helped found in 1998, which today is the nation's largest private supporter of pancreatic cancer research. Since its inception, the Foundation has directed more than \$165 million to research and assembled the best scientific minds to help find a cure.



As President of The Madison Square Garden Company (MSG), Andrew Lustgarten is responsible for driving both internal and external opportunities for growth. He oversees MSG's entertainment and sports bookings and productions businesses, as well as all aspects of the business operations of the Company's professional sports franchises. In addition, Mr. Lustgarten drives the Company's corporate development activities, including new strategic opportunities, initiatives and partnerships, as well as the Company's plans to build state-of-the-art venues, called MSG Sphere, in Las Vegas and London.

The Company's signature assets consist of some of the nation's most dynamic and powerful sports and entertainment brands. This diverse collection of properties includes a portfolio of iconic venues: New York's Madison Square Garden, Hulu Theater at Madison Square Garden, Radio City Music Hall and Beacon Theatre; the Forum in Inglewood, California; and The Chicago Theatre. In addition, MSG owns and operates professional sports teams, the New York Knicks and New York Rangers; and entertainment properties, including the Christmas Spectacular Starring the Radio City Rockettes.



Before being named President in 2017, Mr. Lustgarten served for three years as Executive Vice President of Corporate Development and Strategy and, during that time, was responsible for a variety of critical areas. He effectively oversaw MSG's live operations, including its bookings businesses at all of the Company's iconic venues. In addition, he was responsible for diversifying MSG's portfolio of live offerings, overseeing MSG's acquisitions of controlling interests in TAO Group, a world-renowned hospitality group; Boston Calling Events, which produces the premier Boston Calling Music Festival; and Counter Logic Gaming, a leading North American esports organization; as well as the Company's purchase of a minority stake in Townsquare Media, a media, entertainment and digital marketing solutions company. Mr. Lustgarten also played an integral role in the Company's investment in and expansive marketing partnership with DraftKings, the fantasy sports giant, and has introduced innovative new opportunities such as bringing the first-ever esports events to The Garden and spearheading strategic investments in virtual reality leaders, Jaunt and NextVR.

Previously, Mr. Lustgarten spent seven years at the National Basketball Association, where he served as Senior Vice President, Global Strategy, and before that, Special Assistant to the Commissioner. He played a key role in the negotiation of the league's landmark media rights deals in 2014 and its collective bargaining agreement. He oversaw the NBA's global strategy group, which focuses on the league's global initiatives, media opportunities and new ventures, including equity investment structuring. Mr. Lustgarten was also involved in numerous strategic initiatives, including the league's revenue sharing plan, the formation of a \$253 million external investment in NBA China, and the investment in one-day fantasy sports operator FanDuel. Prior to joining the NBA, Mr. Lustgarten worked at Cablevision Systems Corporation in finance and in investment banking at Bear Stearns & Co.

In March 2014, Mr. Lustgarten was named to Sports Business Journal's Forty Under 40 list of the most influential executives in sports under 40 years old. He is on the board of directors of TAO Group, Boston Calling Events, and Counter Logic Gaming. He is also on the boards of the Garden of Dreams Foundation, a non-profit organization that works closely with all areas of MSG to positively impact the lives of children facing obstacles, and the Lustgarten Foundation for Pancreatic Cancer Research, the nation's largest private supporter of pancreatic cancer research. In addition, Mr. Lustgarten serves on the board of governors for the National Basketball Association and the National Hockey League on behalf of the New York Knicks and New York Rangers.

Mr. Lustgarten earned an M.B.A. from Columbia Business School, with concentrations in finance and management, and received a Bachelor's degree in Economics from the University of Pennsylvania. He lives in New York with his wife and three children.



One of the most popular figures in franchise history, John Davidson returns to the Rangers organization as the team's President after being named the 11th President in franchise history on May 17, 2019.

Davidson joins the Rangers' front office after spending the past seven seasons as the President of Hockey Operations for the Columbus Blue Jackets (2012-13 – 2018-19). During his tenure with the Blue Jackets, which began on October 24, 2012, Davidson oversaw the most successful years of the franchise's 18-season history. He began his tenure with Columbus following a season in which the Blue Jackets had the fewest points in the NHL. During Davidson's seven seasons with the Blue Jackets, the team registered a 285-209-46 record (.570 points percentage) and posted a winning record in six of the seven seasons.



Columbus advanced to the Stanley Cup Playoffs in four of Davidson's seven seasons with the team, including each of the final three seasons, and won its first playoff series in franchise history in the First Round of the 2019 Stanley Cup Playoffs by defeating the Tampa Bay Lightning. From 2016-17 – 2018-19, Columbus ranked fourth in the NHL in wins (142), trailing only Tampa Bay (158), Washington (152), and Boston (143). The Blue Jackets earned four of the franchise's five all-time playoff berths during Davidson's tenure, and the team established single-season franchise records with 50 wins and 108 points during the 2016-17 season. Davidson helped Columbus build its roster through the NHL Entry Draft, as several current Blue Jackets such as Zach Werenski, Pierre-Luc Dubois, and Oliver Bjorkstrand were selected by Columbus during his tenure. Columbus also acquired Seth Jones and Artemi Panarin in trades while Davidson was the team's

President of Hockey Operations.

Prior to serving as the Blue Jackets' President of Hockey Operations, Davidson served in the same role with the St. Louis Blues for six seasons (2006-07 – 2011-12). Upon his arrival in St. Louis on June 30, 2006, Davidson took over a team that finished with the fewest points in the NHL the previous season. In his six seasons with the Blues, the team posted a 235-189-68 record (.547 points percentage) and registered a winning record in each of the final four seasons. In Davidson's final season with the Blues, the team he helped assemble posted a 49-22-11 record for 109 points and won the Central Division for the first time in 11 seasons. Davidson also helped St. Louis build its team through the NHL Entry Draft, selecting players who impacted the Blues not only during his tenure, but also after he left the organization. While he was St. Louis' President of Hockey Operations, Davidson played a key role in the team's selection of players such as current Blues captain Alex Pietrangolo, Vladimir Tarasenko, David Perron, and Ian Cole, who all played for St. Louis during Davidson's tenure. In addition, players such as Jordan Binnington, Jaden Schwartz, Jake Allen, Colton Parayko, and Joel Edmundson were all selected by the Blues during Davidson's tenure and have played key roles for St. Louis following Davidson's departure.

Prior to beginning his career as an NHL executive, "JD" spent nearly three decades in New York, first as a player with the Rangers and then with MSG Network as a TV Analyst. Davidson played parts of eight seasons with the Rangers (1975-76 – 1982-83), posting a 93-90-25 record in 222 appearances. During the 1979 Stanley Cup Playoffs, he posted an 11-7 record, along with a 2.28 GAA, a .921 SV%, and 1 SO in 18 appearances while helping the Blueshirts advance to the Stanley Cup Finals. Davidson led the Rangers to a six-game series win against the Islanders in the Semifinals in 1979, posting a 4-2 record, along with a 2.10 GAA and a .914 SV% in the six contests. In 2006, the Rangers' series win against the Islanders was ranked 28th on "The 50 Greatest Moments at Madison Square Garden" list. Selected by St. Louis in the first round (fifth overall) of the 1973 NHL Amateur Draft, Davidson appeared in 301 career NHL games with the Blues and Rangers during his 10-year NHL career.

Following his retirement as a player, Davidson began his broadcasting career with MSG Network during the 1983-84 season and joined MSG Network full-time for the 1986-87 season. Davidson and Sam Rosen were broadcast partners for 20 years on MSG Network (1986 – 2006). His insightful and honest analysis, along with his famous "Oh Baby" call, endeared him to Rangers fans and earned respect throughout the broadcasting industry. He won two New York Emmy Awards for "Outstanding On-Camera Achievement" in 1995 and 2001 and was part of MSG's Rangers broadcast team that won the CableACE Award for "Outstanding Live Event Coverage" in 1994. During his broadcasting career, Davidson was also an Analyst on several national television networks, including ESPN, FOX, ABC, and NBC, and worked numerous major events including the Stanley Cup Finals, NHL All-Star Game, World Cup of Hockey, and Winter Olympics. In 2009, the Hockey Hall of Fame presented Davidson with the Foster Hewitt Memorial Award for outstanding contributions as a broadcaster. In 2004, he received the Lester Patrick Trophy for outstanding service to hockey in the United States.

Davidson and his wife, Diana, have two daughters, Lindsay and Ashley, and four grandchildren.



During his 42 years as a front office executive, Rangers Senior Advisor to the Owner and Alternate Governor Glen Sather has illustrated why he is one of the great architects in the history of hockey management. In a Hall of Fame career that has included five Stanley Cup Championships, Sather left his role as Rangers General Manager in July of 2015 having served as a General Manager for more regular season games (2,700) and earning more regular season wins (1,319) than any other General Manager in NHL history at the time. On April 4, 2019, The Madison Square Garden Company Executive Chairman and Chief Executive Officer James L. Dolan announced that Sather would transition from his role as Rangers President to a new role as Senior Advisor to the Owner and Alternate Governor.

During his tenure with the Rangers, Sather oversaw one of the most successful eras in franchise history. Over a 12-season span from 2005-06 – 2016-17, the Rangers were one of four NHL teams that reached the playoffs 11 times and were the only NHL team that was not mathematically eliminated from the playoffs prior to the start of a regular season game during the stretch. New York played in more playoff games than any NHL team over a six-year stretch from 2011-12 – 2016-17 (93) and was the only NHL team that won at least one playoff series in five of those six seasons.

In Sather's final year as Rangers General Manager in 2014-15, the team he assembled had the most successful regular season in franchise history, establishing single-season franchise records in wins (53) and points (113) while capturing the Presidents' Trophy for the third time in franchise history. In recognition of his efforts, Sather was selected as a finalist for the General Manager of the Year Award.



Sather was named Rangers President and General Manager on June 1, 2000. In 14 seasons as Rangers General Manager (2000-01 – 2014-15), he earned more wins (556) than any General Manager in franchise history. He also served as Head Coach of the Rangers from January 30, 2003 to February 25, 2004. Sather led the Edmonton Oilers to five Stanley Cup Championships between 1984 – 1990, overseeing the development of a revolutionary team concept as well as some of the finest individual talents ever to play the game. His achievements were recognized and honored on September 9, 1997, when he became the first member of the Oilers organization to be selected to the Hockey Hall of Fame.

During his tenure with the Oilers, the club posted a 791-652-215-8 record in 1,666 regular season games (.542 points percentage), capturing two Presidents' Trophies, six division titles, and six conference championships. In Stanley Cup playoff action with Edmonton, Sather's teams compiled a 133-82 record in 215 games (.619 winning percentage), leading to the club's five Stanley Cup titles. Upon his retirement as a player following the 1976-77 season, Sather immediately joined the coaching ranks, guiding the Oilers to 12 straight WHA and NHL playoff appearances, four Stanley Cup Championships and five Stanley Cup Finals appearances between 1977 and 1989. Sather added the title of General Manager in June of 1980.

Before embarking on his executive career, Sather put together one of the most impressive coaching records in NHL history. He has served as a Head Coach in 932 NHL regular season games, compiling a record of 497-307-121-7 (.602 points percentage). In 126 Stanley Cup playoff games, Sather posted a record of 89-37. He is tied for eighth on the all-time list for playoff wins and ranks first all-time with a .706 winning percentage in the playoffs. Sather received the Jack Adams Award as the NHL's Coach of the Year in 1985-86.

Sather's knowledge of the game, tactical negotiating strategies, strong developmental skills, and keen ability to get the best out of his players are keys to his managerial success. During his administration in Edmonton, Sather developed a dynasty by nurturing talented draft picks Mark Messier, Kevin Lowe, Jari Kurri, Grant Fuhr, Paul Coffey, Esa Tikkanen, and Glenn Anderson, along with the acquisition of a rising star named Wayne Gretzky.

Sather's management experience and success also carries over to the international arena. He served as Team Canada's General Manager and Coach for the 1996 World Cup of Hockey. He also guided Team Canada's 1994 Canada Cup Championship and was the General Manager of the gold medal-winning team in the 1994 World Hockey Championship.

A native of High River, Alberta, Sather enjoyed a successful junior career with the Edmonton Oil Kings. Following the completion of his amateur days, he became property of the Detroit Red Wings but would never wear a Winged Wheel jersey. After a season with the Central League's Memphis Wings, Sather was drafted away from the Red Wings by the Boston Bruins in 1965, and would make his NHL debut with the Bruins in the 1966-67 season. Sather would go on to play 10 seasons in the NHL with the Boston Bruins, Pittsburgh Penguins, New York Rangers, St. Louis Blues, Montreal Canadiens, and Minnesota North Stars. In 658 regular season games, he tallied 80 goals and 113 assists for 193 points, along with 724 penalty minutes.

As a member of the Rangers, Sather appeared in 186 regular season games over parts of four seasons (1970-71 – 1973-74), recording 18 goals and 24 assists for 42 points, along with 193 penalty minutes. In addition, he was a member of the 1971-72 Rangers club which advanced to the Stanley Cup Finals.

Sather and his wife, Ann, have two sons, Justin and Shanon, and four grandchildren, Tanner, Morgan, Vienna, and Jake.



Jeff Gorton begins his 13th season with the Rangers and his fifth season as General Manager after being named the 11th General Manager in franchise history on July 1, 2015. He previously served four seasons as Assistant General Manager. Prior to becoming Assistant General Manager, Gorton spent three seasons with the Rangers as Assistant Director, Player Personnel, after serving one season as a Professional Scout.

One of the bright, young executives in an NHL front office, Gorton is building the foundation for the future of the Rangers. With the goal of adding young players into the organization, Gorton, through



seven trades which were made leading up to the NHL's Trade Deadline in both 2018 and 2019, helped the Blueshirts acquire 22 assets in exchange for eight players who were on the team's roster at the time of the trades. Since February of 2018, the Rangers have selected four players in the first round of the NHL Entry Draft, including Kaapo Kakko with the second overall pick in 2019, acquired defensemen Jacob Trouba and Adam Fox in trades, and signed free agent forward Artemi Panarin.

In his first two seasons as the Rangers' General Manager in 2015-16 and 2016-17, Gorton became the only General Manager in Rangers history to build a team that registered 100 or more points in each of their first two seasons in the role. Gorton also helped oversee an extended period of success in New York, both as the Blueshirts' General Manager and

Assistant General Manager, as the Rangers were one of three NHL teams that made the playoffs in seven consecutive seasons from 2010-11 – 2016-17. During his tenure as the Rangers' General Manager, he has helped the team acquire several talented, young players through trades, such as Mika Zibanejad (who established career-highs in goals, assists, and points last season), Ryan Strome, and Brett Howden.

In his role, Gorton is responsible for all aspects of hockey administration for the team, including matters relating to the hockey club's salary structure and to the team's interaction with the National Hockey League regarding player contracts, player movement and Collective Bargaining Agreement issues. He oversees the day-to-day work of the hockey operations area, including the administration of all player and staff contracts. Gorton represents the club in salary arbitration matters, assists in negotiation of player contracts, and coordinates team research projects. In addition, he continues his involvement with the club's professional and amateur scouting operations. Beginning with the 2019-20 season, Gorton is a Governor for the Hartford Wolf Pack of the American Hockey League (AHL).

In addition to working with the Rangers, Gorton has served on the U.S. Men's National Team Advisory Group, collaborating with a select group of NHL executives in the player selection process for the U.S. Men's National Team in each of the last two years. Gorton helped the U.S. Men's National Team earn a bronze medal at the 2018 IIHF World Championship.

Prior to joining the Rangers, Gorton spent 15 seasons with the Boston Bruins organization, serving as the Bruins Assistant General Manager during the final seven years of his tenure. As Assistant General Manager, he was involved in contract negotiations, scouting operations, and the team's American Hockey League (AHL) affiliate in Providence, Rhode Island.

Gorton served as Boston's Interim General Manager from March 27 to July 8, 2006, directing the Bruins' efforts at the 2006 NHL Entry Draft and negotiating contracts and trades at the start of the 2006 free agency period. At the 2006 draft, Gorton was instrumental in landing Bruins' star players Tuukka Rask and Brad Marchand, as well as former Bruins' stars Phil Kessel and Milan Lucic. He also acquired key All-Star free agents Zdeno Chara and Marc Savard.

Gorton originally joined the Bruins organization in their public relations department at the beginning of the 1992-93 season. He became the Bruins' Director of Scouting Information in October 1994, where he created the scouting database which networks the club's scouts via computer, and coordinated video on prospects in preparation of scouting assignments and the annual NHL Entry Draft. Gorton holds a degree in physical education from Bridgewater State College and a Masters in sports management from Springfield College.

Gorton resides in Somers, New York, with his wife, Cyndi, and two sons, Jack and Sam.



Chris Drury begins his fifth season with the Rangers in a front office role after rejoining the organization on September 4, 2015. He is entering his fourth season as the Rangers' Assistant General Manager after being promoted to the post on September 2, 2016. In addition, Drury is beginning his third season as the General Manager for the Rangers' American Hockey League (AHL) affiliate, the Hartford Wolf Pack, after being named the team's General Manager on May 16, 2017. He also served as the team's Director of Player Development in 2015-16.

In his expanded role, Drury assists Rangers General Manager Jeff Gorton on all player transactions and contract negotiations, and he is responsible for all hockey-related matters for the Wolf Pack. Drury also helps Gorton in overseeing and evaluating all players at the collegiate level. In addition to his role with the Rangers, Drury has worked in an executive role at the international level, serving as the General Manager for the U.S. Men's National Team at the 2019 IIHF World Championship.

During his 12-year NHL career, the Trumbull, Connecticut native skated in 892 games with the Colorado Avalanche, Calgary Flames, Buffalo Sabres, and the Rangers, registering 255 goals and 360 assists for 615 points. Drury captured the Stanley Cup as a member of the Avalanche in 2000-01, ranking second in the NHL with 11 goals in 23 games during the team's playoff run. In 1998-99, Drury received the Calder Trophy as the NHL's Rookie of the Year after registering 20 goals and 24 assists for 44 points with Colorado. Drury recorded at least 20 goals in nine seasons in his career.



In addition, Drury's team reached the playoffs in nine of his 12 seasons in the NHL, and his team advanced to the Conference Finals on six occasions. In 135 career NHL playoff games, Drury registered 47 goals and 42 assists for 89 points, along with a plus-24 rating and 46 penalty minutes. Over the 12 seasons in which he played in the NHL (1998-99 – 2010-11), Drury led the league in playoff game-winning goals (17), ranked second in playoff overtime goals (four), ranked fourth in playoff goals, and ranked ninth in playoff games played.

Drury played four seasons with the Rangers (2007-08 – 2010-11) after signing with the team as a free agent on July 1, 2007. In addition, Drury served as the Rangers captain for three seasons (2008-09 - 2010-11) after being named the 25th captain in franchise history – as well as the second American-born captain in franchise history – on October 3, 2008. In 264 regular season games with the Blueshirts, Drury recorded 62 goals and 89 assists for 151 points, along with 116 penalty minutes. Over his first three seasons with the Rangers, Drury led the team in goals (61) and points (146), ranked second in assists (85), and tied for second in game-winning goals (10). In addition, the Rangers made the playoffs three times during Drury's four seasons with the team.

Prior to joining the NHL, Drury completed one of the most impressive collegiate hockey careers in NCAA history. Over four seasons at Boston University (1994-95 – 1997-98), Drury tallied 113 goals and 101 assists for 214 points in 155 games. During his collegiate career, the Terriers captured the National Championship in 1994-95, appeared in the National Championship Game twice (1994-95, 1996-97), and appeared in the Frozen Four three times (1994-95, 1995-96, 1996-97). Drury was selected as a First Team All-American on two occasions (1996-97, 1997-98), a Hobey Baker Finalist as the Top Player in College Hockey on three occasions (1995-96, 1996-97, 1997-98), and he became the first Terrier to receive the Hobey Baker Award in 1997-98. Drury is Boston University's all-time leader in goals and ranks third on the school's all-time points list.

Internationally, Drury represented the United States in numerous tournaments and earned several medals. He participated in three consecutive Winter Olympics (2002, 2006, 2010), capturing a silver medal at the 2002 Winter Olympics in Salt Lake City, Utah and the 2010 Winter Olympics in Vancouver, British Columbia. Drury was inducted into the U.S. Hockey Hall of Fame in 2015.

Drury and his wife, Rory, have a son, Luke, and two daughters, Dylan and Kelly.



David Quinn begins his second season with the Rangers after being named the 35th Head Coach in franchise history on May 23, 2018. Quinn is the second Head Coach in Blueshirts history who has previously coached in the NCAA (along with Herb Brooks), and he is also the first Head Coach in Rangers history who joined the team directly from the NCAA.



During his first season behind the Rangers' bench, Quinn successfully created an identity for the team for years to come, one which is built around a culture of relentless effort and physical play. The Rangers played 42 one-goal games during the 2018-19 season, 23 of which were decided after regulation, and their 42 one-goal games were tied for the second-most in the NHL. The Blueshirts ranked fifth in the NHL in hits (2,128) and 11th in the NHL in blocked shots (1,213) in 2018-19; New York was one of only two NHL teams that registered at least 2,100 hits and 1,200 blocked shots during the season. Quinn also guided one of the youngest teams in the NHL; by the end of the 2018-19 season, the Rangers had the youngest roster in the league (the average age of a player on the roster was 25.5 years old).

Quinn, 53, joined the Rangers after serving as Head Coach at Boston University for the previous five seasons (2013-14 – 2017-18). During his tenure at Boston University, Quinn led the Terriers to a 105-68-21 record. Under Quinn's guidance, Boston University captured two Hockey East Tournament Championships (2014-15 and 2017-18), two Hockey East Regular Season Championships (2014-15 and 2016-17), and The Beanpot in 2014-15, while also making four consecutive NCAA Tournament Appearances (2014-15 – 2017-18). He was named both Hockey East Coach of the Year and New England Coach of the Year during the 2014-15 season, when he oversaw the biggest turnaround in school history by guiding Boston University to a 28-8-5 record, an 18-win improvement over the previous season. In addition, Quinn was the runner-up for the Spencer Penrose Award in 2014-15, which is given annually to the top Division I Men's Hockey Coach in the country, as he helped Boston University advance to the National Championship Game. He also oversaw the development of several of the NHL's top draft picks during his tenure as Boston University's Head Coach, as players such as Jack Eichel, Charlie McAvoy, and Brady Tkachuk were all selected in the first round of the NHL Entry Draft after playing at least one season under his guidance.

In addition to his head coaching experience at Boston University, Quinn has been a member of several coaching staffs at the professional and collegiate level. Quinn previously served one season as an Assistant Coach in the NHL as a member of the Colorado Avalanche's coaching staff (2012-13). Quinn served as Head Coach for three seasons with Colorado's American Hockey League (AHL) affiliate, the Lake Erie Monsters, from 2009-10 – 2011-12 before becoming an Assistant Coach with the Avalanche.

The Cranston, Rhode Island native began his coaching career as an Assistant Coach with Northeastern University for two seasons (1994-95 and 1995-96). Quinn also worked as an Assistant Coach at the collegiate level with the University of Nebraska-Omaha (1996-97 – 2001-02) and as an Associate Head Coach with Boston University (2004-05 – 2008-09). In his final year at Boston University as an Associate Head Coach in 2008-09, he helped the school win the National Championship.

Internationally, Quinn has coached some of the United States' top players in several tournaments, as well as helped develop players through the United States National Team Development Program (USNTDP). He was named the USA Hockey Development Coach of the Year in 2002-03, when he served as Head Coach of the United States' Under-17 Team in the USNTDP. He began his international coaching career as an Assistant Coach with the U.S. Women's Hockey Team at the IIHF World Championship, and he helped the team earn a silver medal in two consecutive years (1999 and 2000). He has also served as an Assistant Coach with Team USA at the IIHF World U18 Championship (2003), the IIHF World Junior Championship (2005), and the IIHF World Championship (2007, 2012, and 2016).

Prior to beginning his coaching career, Quinn played collegiate hockey at Boston University for four seasons (1984-85 – 1987-88). He was selected by the Minnesota North Stars in the first round, 13th overall, of the 1984 NHL Entry Draft, and won a bronze medal while representing the United States at the 1986 IIHF World Junior Championship. In addition, the defenseman was a member of the Rangers organization for part of one season, skating in 19 regular season games and two playoff games with the Binghamton Rangers of the AHL in 1991-92.

LINDY RUFF

Assistant Coach | Lindy Ruff begins his third season with the Rangers coaching staff after being named Assistant Coach on July 10, 2017.

Prior to joining the Blueshirts, Ruff, 59, served as a Head Coach in the National Hockey League for each of the previous 19 seasons (1997-98 – 2016-17). In 1,493 career regular season games as an NHL Head Coach, Ruff has posted a 736-554-78-125 record (.561 points percentage). He ranks sixth among head coaches in NHL history in regular season wins, trailing only Scotty Bowman, Joel Quenneville, Ken Hitchcock, Barry Trotz, and Al Arbour, and he also ranks seventh among head coaches in NHL history in regular season games coached. Ruff has also coached 120 career Stanley Cup Playoff games, and his teams have posted a 66-54 record in the playoffs (.550 winning percentage). He ranks 15th all-time in career Stanley Cup Playoff games coached and career Stanley Cup Playoff wins.



Ruff began his head coaching career in the NHL with the Buffalo Sabres in 1997-98 and served as the team's Head Coach for parts of 15 seasons (1997-98 – 2012-13). He is the Sabres' all-time leader among head coaches in several categories, including games coached (1,165) and wins (571). After he helped the Sabres advance to the Eastern Conference Final in his first season as the team's Head Coach, he guided the Sabres to the Stanley Cup Final in his second season in 1998-99.

Ruff also helped the Sabres advance to the Eastern Conference Final in back-to-back seasons in 2005-06 and 2006-07. He was named the winner of the Jack Adams Award in 2005-06 for being the NHL head coach "adjudged to have contributed the most to his team's success" during the season. Ruff guided the Sabres to a 52-24-6 record during the 2005-06 season. He was also named a finalist for the Jack Adams Award in 2006-07, as he helped Buffalo win the Presidents' Trophy (for having the best regular season record in the NHL) for the first time in franchise history and establish a single-season franchise record with 53 wins.

Following his tenure in Buffalo, Ruff served as the Head Coach of the Dallas Stars for four seasons (2013-14 – 2016-17). He was selected as a finalist for the Jack Adams Award for the third time in 2015-16, as he guided the Stars to a 50-23-9 record and helped the team finish in first place in the Central Division and in the Western Conference during the regular season. Over Ruff's four-season tenure in Dallas, the Stars ranked second in the NHL – and led the Western Conference – in goals per game (2.97).

Prior to beginning his head coaching career in the NHL, Ruff served as an Assistant Coach with the Florida Panthers for four seasons (1993-94 – 1996-97). During his tenure with the Panthers, Ruff helped Florida advance to the Stanley Cup Final in 1995-96. The Warburg, Alberta native has served as a member of Canada's coaching staff in several tournaments. Ruff helped Canada earn a silver medal while serving as the Head Coach at the 2009 IIHF World Championship and also served as Team Canada's Head Coach at the 2013 IIHF World Championship. Ruff earned a gold medal while serving as the Associate Coach for Team Canada at the 2010 Winter Olympics in Vancouver, British Columbia and the 2014 Winter Olympics in Sochi, Russia. He also earned a silver medal while serving as an Assistant Coach for Team Canada at the 2019 IIHF World Championship.

Ruff skated in 691 career NHL games over parts of 12 seasons in the league (1979-80 – 1990-91), registering 105 goals and 195 assists for 300 points, along with 1,264 penalty minutes. He played parts of three seasons with the Rangers (1988-89 – 1990-91) after he was acquired from Buffalo on March 7, 1989, and he recorded 15 points (three goals, 12 assists) in 83 career contests with the Blueshirts. Ruff was originally selected by Buffalo in the second round, 32nd overall, of the 1979 NHL Entry Draft.

Ruff and his wife, Gaye, have two sons, Brett and Brian, and two daughters, Eryn and Madeleine.

COACHING STAFF

DAVID OLIVER

Assistant Coach | David Oliver begins his second season with the Rangers coaching staff after being named Assistant Coach on July 17, 2018.

Oliver, 48, joined the Rangers organization after spending the previous 11 seasons with the Colorado Avalanche organization (2007-08 – 2017-18). Oliver most recently served as Colorado's Director of Player Development, a role which he held for his final four seasons in the organization (2014-15 – 2017-18), as well as for two seasons in 2009-10 and 2010-11. During his tenure, he also served in a variety of roles for the Avalanche organization, including General Manager of the Lake Erie Monsters, Colorado's American Hockey League (AHL) affiliate, for three seasons (2007-08 – 2009-10), an Assistant Coach with Lake Erie for two seasons (2011-12 and 2012-13), and the Director of Hockey Operations with Lake Erie for four seasons (2010-11 – 2013-14). In his role as Colorado's Director of Player Development, he assisted in the progression of several of the Avalanche's top prospects.

Oliver served as Lake Erie's General Manager when the team hired current Rangers Head Coach David Quinn to be the Monsters' Head Coach prior to the 2009-10 season, and Oliver also served as an Assistant Coach on Quinn's staff in Lake Erie during the 2011-12 season. In his most recent role with the Avalanche as Director of Player Development, Oliver assisted in overseeing the development of all the franchise's prospects in the professional, junior, and college ranks in both North America and Europe.

Prior to beginning his tenure in a front office role, the Sechelt, British Columbia native played 13 seasons of professional hockey, including parts of nine seasons in the NHL (1994-95 – 1996-97; 1998-99 – 2000-01; 2002-03 – 2005-06). Oliver skated in 233 career NHL games with the Edmonton Oilers, New York Rangers, Ottawa Senators, Phoenix Coyotes, and Dallas Stars, registering 49 goals and 49 assists for 98 points, along with 84 penalty minutes. He played in 14 regular season games and three playoff contests with the Rangers during the 1996-97 season, and he tallied three points (two goals, one assist) in his 14 regular season games as a member of the Blueshirts. Oliver established career-highs in games played (80), goals (20), assists (19), and points (39) with Edmonton in 1995-96, and he led the Oilers in goals during his rookie season in 1994-95 with 16. He was selected by Edmonton in the seventh round, 144th overall, of the 1991 NHL Entry Draft.

Oliver also played four seasons of collegiate hockey with the University of Michigan (1990-91 – 1993-94) prior to beginning his professional career. In his final season at the school in 1993-94, he was a finalist for the Hobey Baker Award as the top player in collegiate hockey, and he was also named the CCHA Player of the Year. Oliver won the Turner Cup as International Hockey League (IHL) Champions with the Houston Aeros in 1998-99, as he registered 16 points (10 goals, six assists) in 19 playoff games.

Oliver and his wife, Shawna, have two sons, Caden and Layten.





GREG BROWN

Assistant Coach | Greg Brown begins his second season with the Rangers coaching staff after being named Assistant Coach on July 17, 2018.

Brown, 51, joined the Rangers organization after spending the previous 14 seasons as a member of the coaching staff at Boston College (2004-05 – 2017-18), including his final six seasons at the school as the team's Associate Head Coach (2012-13 – 2017-18). In his role at Boston College, Brown was responsible for overseeing the team's defensemen, and he also worked with the team's special teams units. During his tenure at the school, Boston College won the NCAA National Championship three times (2007-08, 2009-10, and 2011-12). Brown assisted in the development of several defensemen who have played in the NHL, including Brian Dumoulin, Noah Hanifin, Mike Matheson, Ian McCoshen, and Steven Santini. During his final season at the school in 2017-18, Boston College ranked fourth in Hockey East in goals against per game (2.68) and led Hockey East in shorthanded goals (seven).



In addition to his coaching experience with Boston College, Brown has served as an Assistant Coach with Team USA in several international tournaments. He served as an Assistant Coach with the United States at the IIHF World Junior Championship three times (2014, 2017, 2018), helping Team USA earn a gold medal in 2017 and a bronze medal in 2018. In 2017 and 2018, Brown coached current Rangers prospects Adam Fox and Ryan Lindgren with Team USA.

Prior to beginning his coaching career, Brown completed a distinguished playing career that spanned nearly two decades at the professional, collegiate, and international levels. He played three seasons of collegiate hockey at Boston College (1986-87, 1988-89, and 1989-90), registering 120 points (24 goals, 96 assists) in 119 career games. Brown received numerous accolades over the course of his collegiate career. In both 1988-89 and 1989-90, Brown was named the Hockey East Player of the Year, was selected to the NCAA (East) First All-American Team, and was selected as a finalist for the Hobey Baker Award as the top player in collegiate hockey. During the 1987-88 season, Brown played with the U.S. Men's National Team prior to the 1988 Winter Olympics, and he was teammates with Rangers legends Brian Leetch and Mike Richter at the 1988 Winter Olympics in Calgary, Alberta. Brown was also teammates with Leetch and Richter, as well as Rangers Head Coach David Quinn, at the 1986 IIHF World Junior Championship, where Team USA earned its first medal in the tournament's history (bronze). In addition, Brown and Leetch played together for one season at Boston College (1986-87) and represented the United States at the 1987 IIHF World Junior Championship. Brown also represented the United States at the 1992 Winter Olympics in Albertville, France.

Following his collegiate career, the Hartford, Connecticut native played 13 seasons of professional hockey, including parts of four seasons in the NHL (1990-91; 1992-93 – 1994-95). Brown, who was selected by Buffalo in the second round, 26th overall, of the 1986 NHL Entry Draft, skated in 94 career NHL games with Buffalo, Pittsburgh, and Winnipeg, and he registered 18 points (four goals, 14 assists) and 86 penalty minutes. He also played professional hockey in Sweden, Switzerland, Austria, and Germany during his career.

Brown and his wife, Katherine, have a daughter, Ashley, and a son, Peyton.

BENOIT ALLAIRE

Assistant Coach & Goaltending Coach | Benoit Allaire begins his 16th season with the Rangers coaching staff after being named Assistant Coach and Goaltending Coach on July 15, 2004. Under the direction of Allaire, Rangers goaltender Henrik Lundqvist has achieved considerable success. Over his first 14 seasons with the Rangers, Lundqvist has established several franchise and league records, including franchise records for career appearances, wins, saves, and shutouts. Lundqvist became the first goaltender in NHL history to record 30 or more wins in 11 of his first 12 seasons, including each of his first seven seasons, and he won the Vezina Trophy as the league's top goaltender in 2011-12. In addition, Lundqvist is one of three goaltenders in NHL history who have earned 30 or more wins in at least 11 different seasons, along with Hall of Famers Martin Brodeur and Patrick Roy. In 2016-17, Lundqvist became the all-time leader in wins by a European-born goaltender in NHL history and earned his 400th career NHL win in fewer appearances than any other goaltender in league history. Lundqvist enters the 2019-20 season ranked sixth on the NHL's all-time wins list.



Prior to joining the Rangers organization, Allaire spent seven seasons as the goaltending coach for the Phoenix Coyotes. He also served as the goaltending instructor for the Montreal Canadiens for one season in 1996-97. Allaire was the first to implement the hybrid style of goaltending, a combination of stand-up and butterfly, relying on quickness and reaction to the puck, while utilizing the butterfly technique in certain situations. Under the direction of Allaire, Coyotes goaltenders enjoyed tremendous improvement and success. Before joining the Coyotes organization in 1999, Sean Burke appeared in 536 NHL games and posted a 3.21 goals against average, a .895 save percentage, and 19 shutouts. While with Allaire, Burke showed noticeable improvement, appearing in 211 matches with Phoenix and recording a 2.39 goals against average, a .919 save percentage, and 15 shutouts. He was also nominated for both the Vezina and Lester B. Pearson trophies following the 2001-02 season and appeared in the NHL All-Star Game twice (2001, 2002). Additionally, Coyotes goaltender Brian Boucher established a new modern NHL record shutout streak from December 22, 2003 to January 11, 2004, going 332:01 without allowing a goal and recording five shutouts.

Stanley Cup-winning goaltender Nikolai Khabibulin also posted significantly improved statistics under the tutelage of Allaire. Prior to Allaire joining Phoenix, Khabibulin posted a 3.03 goals against average and a .906 save percentage with nine shutouts (1994-95 - 1996-97). In his two seasons with Allaire (1997-98, 1998-99), Khabibulin participated in the NHL All-Star Game in both campaigns, and shaved more than half a goal off his goals against average.

A native of St. Janvier, Quebec, Allaire served as a goaltending instructor in the Quebec Major Junior Hockey League (QMJHL) with three different teams: Laval, Verdun and Granby. During his tenure in the QMJHL, the goaltenders under Allaire's supervision won two President's Cups (QMJHL's championship) and played in two Memorial Cup Tournaments (1989-90 with Laval and 1991-92 with Verdun).

Allaire and his wife, Lyne Chalut, live in New York City.



JERRY DINEEN

Video Coach | Jerry Dineen begins his 26th season with the New York Rangers. In his role as Video Coach, Dineen assists the coaching staff with analysis of game video and pre-scouting film. He provides video for the coaches during game intermissions detailing both the Rangers' and opponents' tactics to either exploit offensively or make corrections defensively. In addition, Dineen prepares information for pre-game and post-game meetings in coordination with the other coaches. He also creates highlight and specialty video for the coaching staff and players.



In addition to his work with the Rangers, Dineen assisted the team's American Hockey League affiliate, the Hartford Wolf Pack, in 1999-00 to help them win the Calder Cup Championship.

Prior to joining the Rangers, Dineen skated in 86 career East Coast Hockey League games in two seasons with the Winston-Salem Thunderbirds and Raleigh Ice Caps, registering 14 goals and 23 assists for 37 points. The Seattle, Washington native also played four years of college hockey at SUNY Plattsburgh of the ECAC-W before turning pro. He won the Division III NCAA Championship with the Cardinals during his freshman year.

SAM KELLEY

Video Assistant | Sam Kelley enters his second season with the Rangers coaching staff as the team's Video Assistant. Kelley is responsible for helping Video Coach Jerry Dineen pre-scout games and assisting the Rangers' coaching staff and front office with video breakdowns.



Prior to joining the Rangers, Kelley served as the Video Coordinator for Boston University for five seasons (2013-14 - 2017-18), working alongside current Rangers Head Coach David Quinn during his tenure as Boston University's Head Coach. In his role at Boston University, Kelley was responsible for breaking down film of team practices, scouting upcoming opponents, and analyzing games to assist the team's coaching staff during games and in between games.

Kelley majored in Communication Studies and minored in Film and TV at Boston University, and he graduated from the school in May of 2017.

MARK CIACCIO

Skills Coach | Mark Ciaccio enters his seventh season as the Rangers Skills Coach. In his role, Ciaccio is responsible for assisting in the development of players' skills, such as skating, shooting, and stickhandling. In addition, Ciaccio assists the Rangers' American Hockey League (AHL) affiliate, the Hartford Wolf Pack, as well as prospects in the Rangers organization.



Prior to joining the Rangers, he served as the Skills Coach for the Phoenix Coyotes for 12 seasons (2001-13), and he worked with MODO in the Swedish Hockey League (SHL). Ciaccio is the owner of MC Hockey Skills, a power skating and skill training program that holds camps worldwide.

HOCKEY OPERATIONS

GORDIE CLARK

Director, Player Personnel | Begins his 18th season with the Rangers and his 13th season as Director, Player Personnel, after being promoted to the post on July 23, 2007 ... In his role, he oversees all facets of both the team's professional and amateur scouting operations, as well as the NHL Entry Draft process ... Was instrumental in selecting current Rangers Marc Staal, Chris Kreider, Brady Skjei, Filip Chytil, Lias Andersson, and Pavel Buchnevich, as well as prospects such as Vitali Kravtsov, K'Andre Miller, and Nils Lundkvist ... Before joining the Rangers, spent the previous six seasons with the New York Islanders, serving as Assistant General Manager and Director of Player Personnel ... With the Islanders, was responsible for overseeing the NHL Entry Draft process ... Prior to working with the Islanders, spent four seasons with the scouting department of the Boston Bruins, serving as Director of Scouting in his final two seasons ... Served as an Assistant Coach in Boston from 1989 to 1992 before joining the team's scouting department ... As a player, was drafted by the Bruins in 1972 and played professional hockey for nine years in the American Hockey League (AHL) ... Played college hockey at the University of New Hampshire, becoming the first two-time All-American in school history ... Is a member of the UNH Hall of Fame and was selected as one of the top 50 ECAC players for the league's 50th Anniversary ... Married: wife, Carol; daughter, Ashley, married to Sean; son, Brendon; grandsons, Corson and Owen; granddaughters, Kennedy and Tatum.



KEVIN MAXWELL

Director of Professional Scouting | Enters his 12th season with the Rangers and ninth as Director of Professional Scouting ... Previously served as a Professional Scout with the Rangers for three seasons ... In his expanded role, he oversees the club's professional scouting operations ... Joined the Rangers after serving as a Professional Scout with the Dallas Stars in 2006-07 and 2007-08, where he focused on both North America and Europe ... Prior to joining Dallas, he spent 10 seasons with the New York Islanders, serving as the team's Director of Professional Scouting during the final two years of his tenure after serving as a Professional Scout for the first eight years ... Also served as Director of Player Personnel with the Hartford Whalers during the 1993-94 season ... A veteran of three NHL seasons with the Minnesota North Stars and the Colorado Rockies/New Jersey Devils franchise, he registered six goals and 15 assists for 21 points in 66 games ... The Edmonton, Alberta native was originally drafted by the North Stars in the third round, 63rd overall, of the 1979 NHL Entry Draft ... Internationally, Maxwell represented Canada at the 1980 Winter Olympics in Lake Placid, New York ... Married: wife, Jennifer; daughter, Kendal; sons, Tyler, Jackson, and Chase.





NICKOLAI BOBROV

Director of European Scouting | Begins his fifth season with the Rangers as the Director of European Scouting after joining the organization on August 13, 2015 ... Responsible for covering all European territories ... Prior to joining the Rangers, served as the North American representative for SKA St. Petersburg in the Kontinental Hockey League (KHL) for three seasons (2011-12 – 2013-14) ... Assisted Slava Fetisov in his role as the Chairman of the Board of Directors of the KHL from 2009-2012 ... Joined the KHL after spending three seasons as a Professional Scout with the Los Angeles Kings (2006-2009) ... Prior to joining the Kings, spent seven seasons with the Boston Bruins (1999-2006), including the final five seasons as Director of European Scouting ... Was instrumental in the Bruins' decision to draft David Krejci and Vladimir Sobotka ... Began working for the Bruins as the team's Video Coach for two seasons (1999-2001) ... Prior to joining the Bruins, played four years of collegiate hockey at Middlebury College (1995-1999), where he captured four straight NCAA Division III Championships ... Registered 105 points (41 goals, 64 assists) in 105 games with Middlebury during his collegiate career ... Served as the team's captain during his senior year ... In addition to hockey, served as the Special Advisor on Foreign Policy and Public Diplomacy to Slava Fetisov in the Federal Council of the Russian Federation (2009-2012) ... Married: wife, Kara; son, Alexander; daughter, Maya.



CHRIS MOREHOUSE

Director of North American Scouting | Enters his first season with the Rangers as Director of North American Scouting ... Prior to joining the Rangers, spent the previous seven seasons in the Columbus Blue Jackets organization (2012-13 – 2018-19) ... Served the past three seasons as the Blue Jackets' Assistant Director of Amateur Scouting (2016-17 – 2018-19) ... Joined Columbus as an Amateur Scout in 2012, and served as both an Amateur Scout and a Professional Scout over four seasons before being named the team's Assistant Director of Amateur Scouting on July 6, 2016 ... Prior to beginning his front office career, the Saint John, New Brunswick played two seasons at St. Thomas University (2011-12 and 2012-13) while earning his degree ... Also played parts of two seasons in professional hockey with the Alaska Aces (ECHL), Cincinnati Cyclones (ECHL), Greenville Road Warriors (ECHL), and Tulsa Oilers (CHL) ... Played three seasons of junior hockey with the Moncton Wildcats of the Quebec Major Junior Hockey League (QMJHL) from 2005-06 to 2007-08 ... Served as Moncton's captain in 2007-08 and was named the QMJHL Humanitarian of the Year and the Canadian Hockey League Humanitarian of the Year during the season ... Married: wife, Ashley; sons, Judson and Wesley.



HOCKEY OPERATIONS

JEFF MALCOLM

Goaltending Consultant | Begins his second season as the Rangers' Goaltending Consultant ... In his role, he assists in the on-ice and off-ice development of goaltenders throughout the Rangers organization, including goaltenders with the team's American Hockey League (AHL) affiliate, the Hartford Wolf Pack, and works with the Rangers front office in evaluating goaltenders at both the amateur level and professional level ... Played four seasons of professional hockey (2013-14 – 2016-17) with the Hartford Wolf Pack (AHL) and the Greenville Road Warriors/Swamp Rabbits (ECHL) ... In 94 career appearances in the ECHL, he posted a 51-30-11 record, along with a 2.96 GAA, and a .910 SV% and was selected to participate in the 2015 CCM ECHL All-Star Classic ... Prior to beginning his professional career, played four seasons of collegiate hockey at Yale University (2009-10 – 2012-13) ... Helped Yale win the National Championship in his final season at the school in 2012-13 ... Stopped all 36 shots he faced to earn a win and a shutout in the National Championship Game against Quinnipiac University on April 13, 2013 ... Was named to the Frozen Four All-Tournament Team, as well as the NCAA All-Ivy League Second Team, in 2012-13.



JED ORTMAYER

Director of Player Development | Enters his third season as Director of Player Development after rejoining the Rangers organization on June 14, 2017 ... In his role, he works with the hockey operations department in overseeing the development of Rangers prospects, both on and off the ice ... He also works with Rangers prospects who have yet to begin their professional hockey careers, as well as players with the Rangers' American Hockey League affiliate, the Hartford Wolf Pack, to further enhance their progression ... Oversees the Rangers' annual Prospect Development Camp ... Played 11 seasons of professional hockey during his career, including parts of eight seasons in the NHL (2003-04 – 2011-12) ... Skated in 345 career NHL games with the Rangers, Nashville, San Jose, and Minnesota, registering 22 goals and 31 assists for 53 points ... Was a finalist for the Bill Masterton Trophy in 2009-10, which is awarded annually to the NHL player who "best exemplifies the qualities of perseverance, sportsmanship, and dedication to hockey" ... Played three seasons with the Rangers (2003-04 – 2006-07) ... Was twice named the winner of the Steven McDonald Extra Effort Award (2003-04 and 2006-07), which is given annually to the Ranger who, as chosen by the fans, "goes above and beyond the call of duty" ... Played four seasons of collegiate hockey at the University of Michigan (1999-00 – 2002-03) and served as the team's captain for the final two seasons of his collegiate career ... Helped Michigan win the Central Collegiate Hockey Association (CCHA) Championship, and he was named the Most Valuable Player of the CCHA Tournament in his senior year ... Married – wife, Maggie; son, Dax; daughter, Tova.





TANNER GLASS

Assistant Director of Player Development | Enters his first season with the Rangers'

front office after rejoining the team as Assistant Director of Player Development ... In his role, works with Director of Player Development Jed Ortmeyer to assist in the development of Rangers prospects throughout North America, both on and off the ice ... Begins working in the front office after concluding an 11-season NHL career (2007-08 – 2017-18) ... Skated in 527 career NHL games with Florida, Vancouver, Winnipeg, Pittsburgh, the Rangers, and Calgary, registering 24 goals and 45 assists for 69 points, along with 658 penalty minutes ... Also skated in 67 career Stanley Cup Playoff games, and helped Vancouver advance to the Stanley Cup Final in 2010-II ... Concluded his playing career with Bordeaux in France during the 2018-19 season ...

Played 134 games over parts of three seasons with the Rangers (2014-15 – 2016-17) and helped the Blueshirts advance to the Stanley Cup Playoffs in each of his three seasons with the team ... In 2014-15, helped the Rangers win the Presidents' Trophy for having the best regular season record in the NHL and establish single-season franchise records with 53 wins and 113 points ... Prior to beginning his professional career, played four seasons of collegiate hockey at Dartmouth College (2003-04 – 2006-07) ... Served as Dartmouth's captain during the 2006-07 season ... Also parts of six seasons in the American Hockey League (AHL) ... Married: wife, Emily; sons, Sawyer and Hayden.



TUOMO RUUTU

Assistant Director of Player Development - Europe | Enters his first season as

Assistant Director of Player Development - Europe ... In his role, works with Director of Player Development Jed Ortmeyer to assist in the development of Rangers prospects throughout Europe, both on and off the ice ... Skated in 735 career NHL games over a 12-season career (2003-04 – 2015-16) with Chicago, Carolina, and New Jersey, registering 148 goals and 198 assists for 346 points ... Finished sixth in voting for the Calder Trophy as the NHL's Rookie of the Year in 2003-04, recording 44 points (23 goals, 21 assists) with the Blackhawks ... Represented Finland on numerous occasions throughout his career, playing in 12 major international tournaments, including the Winter Olympics twice, the World Cup of Hockey once, the IIHF World Championship five times, the IIHF World Junior Championship three times, and the IIHF U18 World Championship once ...

Helped Finland earn 10 medals in those 12 tournaments, including two bronze medals at the Olympics (2010 and 2014) and gold medals at the 2011 IIHF World Championship and the 2000 IIHF U18 World Championship ... Also helped Finland finish as the runner-up at the 2004 World Cup of Hockey ... Served as an Assistant Coach for Finland's gold medal-winning team at the 2019 IIHF World Junior Championship.



HOCKEY OPERATIONS

MIKE BARNETT

Senior Advisor to the President | Begins his 10th full season with the Rangers, and his ninth season as Senior Advisor to the President ... In his role, Barnett works closely with John Davidson, Glen Sather, and Jeff Gorton ... Served as an Amateur Scout in 2013-14, where he was responsible for scouting amateur players and free agents in North America ... Before joining the Rangers, he spent six seasons as the General Manager, Senior Executive Vice President and Alternate Governor of the Phoenix Coyotes ... Prior to his stay in Phoenix, he served as President of International Management Group's (IMG) hockey division for 12 years, compiling a player list that included several high-profile players such as Wayne Gretzky, Brett Hull, Paul Coffey, Jaromir Jagr, Joe Thornton, Mats Sundin, and Sergei Fedorov ...

Played two seasons of professional hockey with the Chicago Cougars and Houston Aeros of the World Hockey Association (WHA) in 1973-74 and 1974-75 following his junior hockey and collegiate careers ... Recognized for his creativity and resourcefulness in hockey, The Sporting News named Barnett to its annual list of the "Top 100 Most Powerful People in Sports" on seven occasions, The Hockey News has included him in their "People of Power and Influence" issue on several occasions, and Inside Hockey Magazine named Barnett as one of the "12 Men of Power and Influence in the NHL" ... Internationally, Barnett was named to Team Canada's management team for the 2006 World Hockey Championship in Riga, Latvia ... A St. Lawrence University and University of Calgary graduate, Mike has two sons, Jesse and J.T., and three daughters, Joey, Janie, and Jenna.



DOUG RISEBROUGH

Hockey Consultant | Enters his 11th season with the Rangers after being named Hockey Consultant on October 1, 2009 ... In his role, Risebrough works closely with General Manager Jeff Gorton on player transactions and personnel decisions ... Risebrough also served as Assistant General Manager for Team Canada at the 2010 IIHF World Championship ... Prior to joining the Rangers, he spent 10 years with the Minnesota Wild, the last seven of which were as President of Minnesota Sports and Entertainment (MSE) ... Was the Wild's first Executive Vice President and General Manager, residing in that position for four years before ascending to the role of President ... During his tenure with the Wild, he was responsible for all business aspects of MSE, including the Houston Aeros of the American Hockey League (AHL), the Wild's minor league affiliate ... He was also responsible for overseeing the hockey operations department and making decisions relating to player transactions, player personnel, coaching staff, scouting department, and minor league personnel ... Prior to his stay in Minnesota, Doug served as the Vice President of Hockey Operations for the Edmonton Oilers from 1996 to 1999 ... After retiring as a player, Risebrough served two seasons as an Assistant Coach with the Calgary Flames, helping Calgary win the Presidents' Trophy in two consecutive seasons (1987-88 and 1988-89), as well as the Stanley Cup in 1988-89, his fifth Stanley Cup championship as a player or coach ... Risebrough was named Calgary's Assistant General Manager before the 1989-90 season, and he ascended to Head Coach the following season ... He was named the second General Manager in Flames history following the 1990-91 season and served as the General Manager and Head Coach of the Flames for part of the 1991-92 season, before relinquishing his head coaching duties and continuing as General Manager ... As a player, he was selected by the Montreal Canadiens in the first round, seventh overall, of the 1974 NHL Amateur Draft...

Risebrough helped lead the Canadiens to four consecutive Stanley Cups from 1975-76 - 1978-79 ... In 740 career NHL games, Risebrough tallied 185 goals and 286 assists for 471 points ... He and his wife, Marilyn, have two daughters, Lindsay and Allison.






BRIAN LEETCH

Hockey Operations Advisor | Enters his third season as a Hockey Operations Advisor ... Registered 247 goals and 781 assists for 1,028 points in 1,205 career NHL games ... Played parts of 17 seasons with the Rangers (1987-88 – 2003-04), recording 240 goals and 741 assists for 981 points in 1,129 games ... Established franchise records in numerous categories, including career assists, single-season assists (80; 1991-92), and career goals, assists, and points by a defenseman ... Ranks second on the franchise's all-time games played and points lists ... Skated in 82 career Stanley Cup Playoff games with the Rangers, registering 28 goals and 61 assists for 89 points, and he is the franchise's all-time leader in playoff assists and playoff points ... Registered 11 goals and 23 assists for 34 points, along with a plus-19 rating in 23 playoff games in 1994 to help the Rangers win the Stanley Cup ... Was named the winner of the Conn Smythe Trophy as the Most Valuable Player of the Stanley Cup Playoffs in 1994, becoming the first American-born player, as well as the first player who was not Canadian-born, to receive the award ... An 11-time NHL All-Star, he received numerous awards and honors throughout his career, winning the Calder Trophy as the NHL's Rookie of the Year in 1988-89 and the Norris Trophy as the NHL's Best Defenseman twice (1991-92 and 1996-97) ... Represented the United States in the Winter Olympics three times (1988, 1998, and 2002) and earned a silver medal in 2002 ... Helped the United States win the 1996 World Cup of Hockey and served as the captain of the team ... Was named the 23rd captain in Rangers history on October 3, 1997 ... Was inducted into the Hockey Hall of Fame in 2009 and the U.S. Hockey Hall of Fame in 2008 ... In 2017, was named one of the NHL's 100 Greatest Players in league history ... Received the Lester Patrick Trophy in recognition of his contributions and outstanding service to hockey in the United States in 2007 ... Became the fifth player in Rangers history to have his number retired when his No. 2 jersey was retired by the organization on January 24, 2008 ... Married: wife, Mary Beth; sons, Jack and Sean; daughter, Riley.



BRAD RICHARDS

Hockey Operations Advisor | Begins his third season as a Hockey Operations Advisor ... Rejoined the Rangers organization in a front office role in 2017 after completing his NHL career as a player in 2015-16 ... Played 15 seasons in the NHL with Tampa Bay, Dallas, the Rangers, Chicago, and Detroit, registering 298 goals and 634 assists for 932 points in 1,126 career games ... Tallied 105 points (37 goals and 68 assists) in 146 career Stanley Cup Playoff contests ... His teams posted an 8-0 record in Game 7 of a playoff series when he was in the lineup ... Won the Stanley Cup twice in his career (2003-04 with Tampa Bay and 2014-15 with Chicago) and won the Conn Smythe Trophy as the Most Valuable Player in the Stanley Cup Playoffs in 2004 ... Recorded 26 points (12 goals, 14 assists) in 23 games with Tampa Bay in the 2004 Stanley Cup Playoffs, and he led all skaters in points, game-winning goals (seven), power play goals (seven), and power play points (12) during the playoffs; his seven game-winning goals in the 2004 Stanley Cup Playoffs are the most any player has tallied in one playoff year in NHL history ... Received the Lady Byng Trophy during the 2003-04 season for being the NHL player who "best combines sportsmanship, gentlemanly conduct, and ability" ... Played three seasons with the Rangers (2011-12 – 2013-14), tallying 56 goals and 95 assists for 151 points in 210 games ... Tied a single-season franchise record – and established a career-high – by registering nine game-winning goals in 2011-12 ... Skated in 55 Stanley Cup Playoff games during his tenure with the Rangers, registering 12 goals and 16 assists for 28 points ... Helped the Rangers advance to the Stanley Cup Playoffs and win at least one playoff series in each of his three seasons with the team, and he also helped the Blueshirts advance to the Stanley Cup Final in 2014 ... Helped Canada win the 2004 World Cup of Hockey and he earned a bronze medal while representing Canada at the 2000 IIHF World Junior Championship ... Registered a team-high, four points (two goals, two assists) in six games while representing Canada at the 2006 Winter Olympics ... Married: wife, Rechelle; son, Luca; daughter, Abigail.



HOCKEY OPERATIONS

JOHN ROSASCO

Senior Vice President, Public Relations & Player Recruitment | Enters his

32nd season with the Rangers and seventh season as Senior Vice President, Public Relations & Player Recruitment, after being promoted to the post on September 23, 2013 ... In his role, Rosasco is responsible for all aspects of the communications activities of the organization, all content and management of the Rangers digital and social media platforms, and the oversight and implementation of all aspects of the team's player recruitment efforts ... Serves as team spokesperson and oversees

all media relations functions for the team, including team announcements, traditional team coverage, team publications and photography, and proactive public relations initiatives to non-traditional media outlets ... Oversees the development

and execution of public relations strategies that elevate the Rangers brand both locally and nationally, heighten player awareness and visibility, and support marketing and community relations initiatives ... In addition, Rosasco is responsible for all aspects of the team's NHL player recruitment process, including assisting in the research and evaluation of prospective free agents for the hockey operations staff and team management

... Helps develop and manage all communications materials to be used during the recruitment process ... Is a member of the Rangers' alumni board ... Over his tenure with the Rangers, which began in 1987, Rosasco has served several roles in the public relations department, including as a Statistician, Public Relations Manager, and Assistant Director of Public Relations ... Has overseen the team's public relations department for the last

23 years since being named Public Relations Director in 1996, and was promoted to Vice President in 1998 ... He is the longest serving head of the Rangers' public relations/publicity department in franchise history ... His role was expanded in 2007 to include all aspects of the team's player recruitment efforts after being named

Vice President, Public Relations & Player Recruitment ... Was the Guest of Honor at The John Vanbiesbrouck Pro-Am to benefit the Alan T. Brown Foundation in August of 2014 ... Works closely with the board of Taylor's Hope Foundation to raise funds for Histiocytosis awareness and research.



JIM SULLIVAN

Director, Player Care & Development/Analytics & Hockey Technology | Begins

his sixth season as Director, Player Care & Development/Analytics & Hockey Technology ... Works directly with General Manager Jeff Gorton to provide reporting and analysis of player progress, skill building plans, and improvement metrics

... Under Sullivan's guidance, the Rangers have expanded their use of analytics; the team utilizes a software platform to import tracking data, statistics, and salary information in order to assist in player valuation and analysis ... Originally

joined the Rangers organization in 2009 as a video analyst, and was promoted to Director of Hockey Technology after two seasons ... In his role as Director of Hockey Technology, he researched and implemented solutions in accordance with

the Rangers' organizational strategy ... Resides in Westchester, New York with his wife, Melissa, daughter, Madeline, and son, James.




MICHAEL DILLON

Performance Analyst | Begins his first season with the Rangers as Performance

Analyst ... Prior to joining the Rangers, worked with the Jacksonville Jaguars in the NFL for two seasons ... In his role with the Jaguars, he worked in the team's analytics department ... Was responsible for using data to improve decision-making

on football personnel decisions ... Attended Boston College and graduated in 2017 with a degree in Finance and Business Analytics.



MIKKO ELORANTA

EUROPEAN SCOUT

Begins his fourth season with the Rangers as a European Scout ... Is primarily responsible for covering leagues in Finland ... Played parts of four NHL seasons with the Boston Bruins and Los Angeles Kings (1999-00 – 2002-03), registering 32 goals and 44 assists for 76 points, along with 186 penalty minutes in 264 games ... Established career-highs with 12 goals and 23 points as a member of the Bruins during the 2000-01 season ... Represented Finland in several tournaments throughout his career, earning a silver medal at the IIHF World Championship in two consecutive years (1998 and 1999) and finishing as the runner-up in the 2004 World Cup of Hockey ... Tallied two goals in four games while representing Finland at the 2002 Winter Olympics in Salt Lake City, Utah ... Married: wife, Mirva; sons, Samuel and Mikael; daughters, Jasmin and Emilia.



JAN GAJDOSIK

EUROPEAN SCOUT

Begins his 20th season as a full-time European Scout with the Rangers after spending seven seasons as a part-time scout with the team ... Responsible for covering Sweden, Finland, Russia, Czech Republic, and Slovakia territories ... Instrumental in the Rangers' decision to select European players such as Henrik Lundqvist in the NHL Entry Draft ... A native of Trencin, Slovakia, Gajdosik began his scouting career in 1993 ... A former goaltender, he was forced to retire from hockey at the age of 16 because of an injury ... Makes his home in Trencin, a hockey town which has produced NHL players such as Zdeno Chara, Marian Hossa, Marian Gaborik, Zigmund Palffy, and Pavol Demitra ... Married: wife, Beata; sons: Martin and Stefan; daughter, Maria Ines.



SCOUTING STAFF

OTO HASCAK

EUROPEAN SCOUT

Begins his 10th season as a European Scout with the Rangers ... Previously spent four seasons as a Professional Scout with the Los Angeles Kings ... Responsible for covering European amateurs as well as professional Czech Republic and Slovakian territories ... Prior to his tenure in Los Angeles, Hascak spent three years as an Amateur Scout with the Boston Bruins, and was instrumental in bringing in top young players David Krejci and Vladimir Sobotka ... Born in Martin, Slovakia, Hascak spent 12 seasons with Dukla Trencin, first as a player (1983-1990) and team captain, and later as General Manager (1999-2002) ... The team has produced top NHL players such as Marian Gaborik, Zdeno Chara, Marian Hossa, Marcel Hossa, and Pavol Demitra ... As a player, Hascak appeared in 140 games for the Czechoslovakian national team and 90 games for Team Slovakia ... Is a three-time Olympian, having represented Czechoslovakia in 1988 and his native Slovakia in the 1994 and 1998 Winter Olympic Games ... Married: wife, Jana; daughter, Nicola; son, Marek.



PATRIC KJELLBERG

EUROPEAN SCOUT

Begins his third season with the Rangers as a European Scout ... In his role, he is primarily responsible for scouting amateur players in Sweden, as well as covering various tournaments ... Played parts of six seasons in the NHL with the Montreal Canadiens, Nashville Predators, and Mighty Ducks of Anaheim, registering 160 points (64 goals, 96 assists) in 364 career games ... Posted back-to-back 40-point seasons with Nashville in 1999-00 and 2000-01, and skated in 10 playoff games while helping Anaheim advance to the Stanley Cup Final in 2002-03 ... A native of Trelleborg, Sweden, Kjellberg represented his country in the Winter Olympics on three occasions (1992, 1994, 1998), and helped Sweden earn a gold medal in 1994 ... Also helped Sweden earn a gold medal at the IIHF World Championship twice (1992 and 1998) ... Played nine seasons in the top professional league in Sweden; led the league in goals in 1997-98 ... Married: wife, Asa; sons, Simon and Joel.



VLADIMIR LUTCHENKO

EUROPEAN SCOUT

Begins his 16th season with the Rangers as a European Scout ... Responsible for scouting the Russian leagues ... Played 15 years (1966-1981) with the USSR League ... Is an 11-time Champion with CSKA Moscow, becoming one of the finest defensemen in Soviet Hockey history ... Captured two Olympic gold medals (1972 and 1976) ... Skated in the Super Series USSR vs. Canada in 1972 and 1974 ... Captured six gold medals at the World Championships ... Married: wife, Natella; daughters, Ekaterina and Olga.





LARRY BERNARD

AMATEUR SCOUT

Begins his 12th season with the Rangers as an Amateur Scout ... Primarily responsible for scouting amateur talent in the United States ... Previously spent five seasons with the Tampa Bay Lightning organization, and served as an Amateur Scout with Tampa Bay beginning in 2003 prior to joining the Rangers ... A native of Prince George, British Columbia, he was selected by the Rangers in the eighth round, 154th overall, of the 1985 NHL Entry Draft ... Appeared in 69 games in the AHL over two seasons with the Moncton Hawks, registering 14 goals and 18 assists for 32 points ... Also appeared in 21 ECHL games with the Knoxville Cherokees, recording 12 goals and 17 assists for 29 points ... Following his playing career, served five seasons as an Assistant Coach with the Surrey Eagles of the BCJHL, as well as with Prince George and Prince Albert of the WHL and Sarnia of the OHL ... Married: wife, Tami; daughter, Taylor; son, Kyle.



JEFF BEUKEBOOM

AMATEUR SCOUT

Begins his third season with the Rangers as an Amateur Scout ... Joined the Rangers scouting staff after serving one season as an Assistant Coach with the Blueshirts in 2016-17 ... Prior to becoming an Assistant Coach with the Rangers, Beukeboom served as an Assistant Coach with the Rangers' American Hockey League (AHL) affiliate, the Hartford Wolf Pack, for four seasons (2012-13 - 2015-16) ... Served as an Assistant Coach with the Sudbury Wolves of the Ontario Hockey League (OHL) for three seasons (2009-10 - 2011-12) and with the Barrie Colts of the OHL for one season (2008-09) ... Also served as an Assistant Coach for one season with the Toronto Roadrunners of the AHL in 2003-04 ... Played 13 seasons in the NHL (1986-87 - 1998-99), registering 30 goals and 129 assists for 159 points, along with a plus-minus rating and 1,890 penalty minutes in 804 career games ... Was selected by the Edmonton Oilers in the first round, 19th overall, of the 1983 NHL Entry Draft ... Was a member of three Stanley Cup championship teams with Edmonton (1986-87, 1987-88, and 1989-90) ... Was acquired by the Rangers from Edmonton on November 12, 1991 to complete the transaction that sent Mark Messier from the Oilers to the Blueshirts ... Skated in 520 games over parts of eight seasons with the Rangers (1991-92 - 1998-99), registering 18 goals and 72 assists for 90 points, along with a plus-minus rating and 1,157 penalty minutes, and won his fourth Stanley Cup in 1993-94 ... Ranks second on the Rangers' all-time list in regular season penalty minutes (1,157) and playoff penalty minutes (147) ... Married: wife, Sherri; sons, Brock and Reid; daughter, Tyson.



RICH BROWN

AMATEUR SCOUT

Begins his 19th season as a full-time scout with the Rangers ... Responsible for scouting the Ontario Hockey League, along with other North American junior leagues and Europe ... Prior to joining the Rangers, Brown served as the Associate General Manager/Head Coach of the Sarnia Sting in the Ontario Hockey League (OHL) for two seasons ... Spent three seasons as an Assistant Coach with the St. John's Maple Leafs of the American Hockey League (AHL) from 1996-1999 ... Also served as an Assistant Coach for Canada's National U18 Team, which won a gold medal at the 2000 Four Nations Cup ... Married: wife, Kandie-Rae; daughter, Emma; sons, Ryan and Owen.



SCOUTING STAFF

BRENDON CLARK

AMATEUR SCOUT

Begins his 10th season with the Rangers as an Amateur Scout ... Responsible for scouting junior, college, prep, and high schools in New England area ... Prior to joining the Rangers, spent three years coaching top midget level hockey with the East Coast Selects Program ... A native of Reading, Massachusetts, Clark skated with Merrimack College of Hockey East for four seasons ... Following college, Clark played one season in the United Hockey League (UHL) ... Engaged: fiancée, Lindsay; son, Owen.



MARSHALL DAVIDSON

AMATEUR SCOUT

Begins his first season with the Rangers as an Amateur Scout ... Joins the Rangers after spending the previous six seasons in the Columbus Blue Jackets organization as an Amateur Scout (2013-14 – 2018-19) ... Also served five seasons in the St. Louis Blues organization as an Amateur Scout (2008-09 – 2012-13) before joining the Blue Jackets ... Prior to serving as a scout in the NHL for over a decade, he coached several teams in Bantam and Midget AAA programs in Western Canada for over 25 years ... Coached with Tom Renney, the Rangers' former Head Coach and the President and CEO of Hockey Canada, with the Columbia Valley Rockies of the Kootenay International Jr. Hockey League for several years ... Helped guide the team to back-to-back Keystone Cup Championships during his tenure.



DANIEL DORE

AMATEUR SCOUT

Begins his 13th season with the Rangers as an Amateur Scout ... Spent 11 seasons with the Boston Bruins organization prior to joining the Rangers ... Primarily responsible for scouting amateur talent in the North American and European territories ... A native of Ferme-Neuve, Quebec, Dore was selected in the first round, fifth overall, of the 1988 NHL Entry Draft by the Quebec Nordiques ... The former right winger played 17 games in the NHL over two seasons with the Nordiques, collecting two goals and three assists, along with 59 penalty minutes ... Also appeared in 144 games for the Halifax Citadels and Hershey Bears of the American Hockey League (AHL), registering 23 goals and 21 assists, along with 376 penalty minutes ... Married: wife, Teresa Tomas; daughter, Claudia; son, Paul.





KIM GELLERT

AMATEUR SCOUT

Begins his fifth season with the Rangers as an Amateur Scout ... Is responsible for evaluating talent in junior leagues in the Pacific Northwest such as the Western Hockey League (WHL) and the British Columbia Hockey League (BCHL) ... Also served as Skills/Development Coach with the Kelowna Rockets of the WHL for 12 seasons (2005-06 - 2016-17) ... Helped the Rockets win the WHL Championship in 2008-09 and 2014-15 and advance to the Memorial Cup Final in both seasons ... Prior to joining the Rangers, was a member of the Buffalo Sabres organization for nine seasons, spending the final three seasons of his tenure with the Sabres as a full-time Amateur Scout after working on a part-time basis for six seasons ... Served as the head coach for Milan in Italy for five seasons (1985-86 - 1986-87; 1993-94 - 1995-96) and played 16 seasons of professional hockey in Italy (1976-77 - 1991-92), winning two National Championships and six scoring titles ... Also played three seasons of collegiate hockey at Lake Superior State University ... Married: wife, Helene Mayr; son, Alex; daughter, Michela.



DEREK GINNELL

AMATEUR SCOUT

Begins his first season with the Rangers as an Amateur Scout ... Joins the Rangers after spending the last five seasons as an Amateur Scout for the Columbus Blue Jackets (2014-15 - 2018-19) ... Prior to becoming a scout, played with the Medicine Hat Cubs of the Heritage Junior Hockey League (HJHL), and served as the team's captain ... Also played in the Alberta Junior Hockey League (AJHL), Saskatchewan Junior Hockey League (SJHL), and North West Junior Hockey League (NWJHL).



JAMIE HERRINGTON

AMATEUR SCOUT

Begins his fourth season with the Rangers as an Amateur Scout ... In his role, is primarily responsible for scouting amateur players and free agents in the NCAA ... Prior to joining the Rangers, served two seasons as a scout with the U.S. National Team Development Program (2014-15 and 2015-16) and two seasons as a Graduate Assistant with Castleton State College (2009-10 and 2010-11) ... Played professional hockey for parts of seven seasons in the ECHL and CHL, as well as leagues in France and Italy ... Played four seasons of collegiate hockey at Dartmouth College and served as the team's captain in his junior and senior year ... Has two children, Brenna and Calvin.



SCOUTING STAFF

PETER STEPHAN

AMATEUR SCOUT

Begins his 18th full season with the Rangers and ninth consecutive season as an Amateur Scout ... Responsible for scouting the Ontario Hockey League (OHL), along with other North American junior leagues ... Previously served six seasons as a Professional Scout with the Rangers after spending three seasons as Vice President of Hockey Administration and Scouting ... Began his tenure in New York as an Amateur Scout for the organization in 2001-02 ... Prior to joining the Rangers, spent three years with the Edmonton Oilers as Director of Hockey Administration/Legal Counsel from 1998-2000, handling all legal matters relating to the hockey club, including player contracts, Collective Bargaining Agreement issues, arbitration hearings and general operational contracts ... Married: wife, Debbie; son, Kyle; daughters, Kendall and Kara.



STEVE EMINGER

PROFESSIONAL SCOUT

Begins his third season with the Rangers as a Professional Scout after rejoining the organization on June 14, 2017 ... Rejoined the Rangers organization after playing 14 seasons of professional hockey, including parts of 10 seasons in the NHL (2002-03 – 2012-13) ... Is responsible for covering professional games in the NHL, as well as minor league games at the professional level throughout the United States and Canada ... Skated in 488 career NHL games with the Washington Capitals, Philadelphia Flyers, Tampa Bay Lightning, Florida Panthers, Anaheim Ducks, and the Rangers, registering 19 goals and 80 assists for 99 points ... Played in 142 games with the Rangers over three seasons (2010-11 – 2012-13), recording 14 points (four goals, 10 assists) and a plus-four rating ... Helped the Rangers advance to the playoffs in every season during his tenure in New York and finish in first place in the Atlantic Division and the Eastern Conference during the 2011-12 season ... Won the Calder Cup in his final season of professional hockey in 2015-16 with Lake Erie of the American Hockey League (AHL) ... Married – wife, Lindsay; sons, Cole and Hudson.



RICK KEHOE

PROFESSIONAL SCOUT

Begins his 14th season with the Rangers as a Professional Scout ... Joined the Rangers after spending the previous 32 years with the Pittsburgh Penguins organization as a player, Assistant Coach, Head Coach, and Professional Scout ... In his two seasons as Head Coach for the Penguins (2001-02 – 2002-03), Kehoe compiled a 55-81-14-10 record ... Was an Assistant Coach for the Penguins on their 1991 and 1992 Stanley Cup Champion teams ... A veteran of 14 NHL seasons, Kehoe appeared in 906 games with the Toronto Maple Leafs and Penguins, registering 371 goals and 396 assists for 767 points ... Won the Lady Byng Trophy for sportsmanship in 1980-81 and was selected to play in the NHL All-Star Game in 1981 and 1983 before retiring in 1985 ... Ranks fifth on the Penguins' all-time points list (636), trailing only Mario Lemieux, Sidney Crosby, Jaromir Jagr, and Evgeni Malkin ... A native of Windsor, Ontario, Kehoe is a charter member of the Penguins Hall of Fame, a member of the Western Pennsylvania Sports Hall of Fame, and a member of the Windsor/Essex County Sports Hall of Fame ... Married: wife, Peg; daughter, Karrie.





STEVE KONOWALCHUK

PROFESSIONAL SCOUT

Begins his second season with the Rangers scouting staff and his first season as a Professional Scout ... Served one season as an Amateur Scout with the Rangers in 2018-19; in his role as an Amateur Scout, was primarily responsible for scouting players in the Western Hockey League (WHL) ... Joined the Rangers organization after serving as an Assistant Coach with the Anaheim Ducks during the 2017-18 season ... Served as the Head Coach of the Seattle Thunderbirds in the WHL for six seasons (2011-12 – 2016-17) ... Won the WHL Championship and advanced to the Memorial Cup in 2016-17 ... Began his coaching career as an Assistant Coach with the Colorado Avalanche for two seasons (2009-10 and 2010-11) after working with Colorado's player development department in 2007-08 ... Skated in 790 career NHL games over parts of 14 seasons with Washington and Colorado, registering 171 goals and 225 assists for 396 points ... A native of Salt Lake City, Utah, he became the first player born in Utah to play in the NHL ... Represented the United States in several international tournaments and helped Team USA win the 1996 World Cup of Hockey ... Married: wife, Leah; son, Cole; daughter, Cara.



GILLES LEGER

PROFESSIONAL SCOUT

Begins his 20th season with the Rangers as a Professional Scout ... Responsible for covering select teams in the NHL and minor leagues in the United States and Canada ... Joined the Rangers staff after serving three years as a Professional Scout with the Edmonton Oilers (1997-2000), as well as President of Gilles Leger Consultants, Inc., a private sports consulting organization ... Played an integral role in trades the Oilers made to acquire players such as Bill Guerin, Roman Hamrlik, and Janne Niinimaa ... Held various positions within the Quebec Nordiques organization from 1979 to 1995 ... In addition to his extensive NHL experience, Gilles held various management positions with the WHA's Birmingham Bulls and Toronto Toros ... Married: wife, Bess; daughter, Kim; son, Michael.



JUSTIN SATHER

PROFESSIONAL SCOUT

Begins his ninth season with the Rangers as a Professional Scout ... Is responsible for covering select teams in the NHL and minor leagues in the United States and Canada ... Resides in Calgary, Alberta with his wife, Abbey, and his two children, Vienna and Jake.



JIM RAMSAY

HEAD ATHLETIC TRAINER AND DIRECTOR OF SPORTS MEDICINE

Begins his 26th season with the Rangers and his fourth as the team's Head Athletic Trainer and Director of Sports Medicine ... Served as the Rangers' Head Athletic Trainer for 22 seasons prior to adding the role of Director of Sports Medicine ... Spent five seasons with the Winnipeg Jets prior to joining the Rangers ... Served as the Head Athletic Trainer for the gold medal-winning Team Canada at the 2014 Winter Olympics, the 2010 Winter Olympics, and the 2002 Winter Olympics, and he was also Team Canada's Head Athletic Trainer at the 2006 Winter Olympics ... Was the Athletic Trainer for the Canadian Team that won the 2004 World Cup of Hockey ... Was a part of the training staff for the Canadian team that won a silver medal at the 2005 IIHF World Championship in Austria and served as part of the training staff for the Western Conference team at the 1994 NHL All-Star Game held at Madison Square Garden ... Graduated with honors in Athletic Therapy from the University of Manitoba, and earned his Master's of Science from California University of Pennsylvania ... Married: wife, Anita; sons, Mason and Chase; daughter, Sloane.



SEAN MURDOCH

ASSISTANT ATHLETIC TRAINER

Begins his fifth season with the Rangers as the team's Assistant Athletic Trainer ... Previously spent three seasons with the Dubuque Fighting Saints of the United States Hockey League (USHL) as the team's Athletic Trainer (2013-2015) ... Also served as a Graduate Assistant, Athletic Trainer, with the University of Minnesota's Baseball Team from 2011-2013 ... Graduated from Michigan State University in 2011 with a Bachelor of Science degree in Athletic Training, and received a Master of Education degree in Applied Kinesiology-Exercise Science from the University of Minnesota in 2013 ... Is a native of West Michigan and resides in New York City.



ANGEL SEGARRA

MASSAGE THERAPIST

Begins his second season with the Rangers as the team's Massage Therapist ... Prior to joining the Rangers, spent one season as the Massage Therapist for the Brooklyn Nets of the NBA ... Is the co-founder of ELEVATE NYC, where he has specialized in developing corporate wellness programs for his clients ... Became a licensed massage therapist in 2007 after attending the prestigious Swedish Institute College of Health Science ... Has been a licensed practical nurse for the last three years ... Is a native New Yorker.



JAIME RODRIGUEZ

HEAD STRENGTH AND CONDITIONING COACH

Begins his first season with the Rangers as the team's Head Strength and Conditioning Coach ... Joins the Rangers after serving four years as the Assistant Strength and Conditioning Coordinator for the New Jersey Devils ... In his role with the Devils, was responsible for designing in-season and off-season specialized programs for players ... Has also served as the Football Assistant Strength and Conditioning Coordinator with Oregon State University, the Strength and Conditioning Coordinator for Clarkson University's Men's and Women's Hockey Team, and the Strength and Conditioning Coordinator for the Worcester Sharks of the American Hockey League (AHL) ... Has worked with renowned Strength and Conditioning Coach Mike Boyle in Massachusetts, helping train NHL players in the offseason ... Received his degree in Exercise Physiology from Lasell College.



KEVIN COTA

ASSISTANT STRENGTH AND CONDITIONING COACH/ PHYSICAL THERAPIST

Begins his first season with the Rangers as Assistant Strength and Conditioning Coach/Physical Therapist ... Currently practices at Performance Physical Therapy in midtown and CT, where he serves as a Senior Physical Therapist and on the Leadership Board of Directors ... Is a board certified Sports Clinical Specialist with the American Board of Physical Therapy Specialties ... Earned his Doctorate in Physical Therapy at the University of Connecticut, where he gained experience working with athletes from all over the country and performing research on tendon properties in response to high intensity exercise ... During his current tenure with Performance Physical Therapy, has specialized in adolescent and adult sports injuries and return to sport interventions for athletes from high school to Division I Athletics.



BEN PRENTISS

STRENGTH AND CONDITIONING CONSULTANT


Begins his third season with the Rangers as the team's Strength and Conditioning Consultant ... In his role, he helps develop and execute training programs for Rangers players and prospects, both on and off the ice ... Is the founder of Prentiss Hockey Performance (PHP), and he has worked with professional and Olympic hockey players for two decades ... Has trained several of the NHL's top current and former players since he opened PHP, including Hall of Famer Martin St. Louis and Brad Richards ... Is among a select group of trainers who have earned "Level 5 certification", as he has trained a medalist at the international level ... Has also served as the Director of Hockey Performance for Boston University's hockey program ... Married: wife, Ashley.



DANIEL HEDIN

STRENGTH AND CONDITIONING CONSULTANT - EUROPE

Begins his 20th season as the Rangers Strength and Conditioning Consultant – Europe ... Works closely with the Rangers' Strength and Conditioning staff to develop comprehensive training methods and regimens for all Rangers players ... Specifically focuses on monitoring the progress and work habits of Rangers prospects playing in Europe ... Joined the Rangers after working as a personal trainer for eight years ... Is a licensed Personal Trainer working in Sweden and Monaco ... Is certified by the Scandinavian Academy of Fitness Education ... Developed the personal training manual for S.A.T.S. in Stockholm, Sweden ... Also serves as a Strength and Conditioning trainer for ATP Tennis players in Monaco.



ACACIO MARQUES

HEAD EQUIPMENT MANAGER

Begins his 24th season in a full-time role with the Rangers ... Was named Head Equipment Manager prior to the start of the 2019-20 season after serving 19 seasons as Equipment Manager ... Spent four seasons as an Assistant Equipment Manager for the Rangers before being promoted to Equipment Manager ... In his role, oversees all equipment ordering, inventory, and repair issues, along with general operational matters at the Rangers practice facility ... Joined the team in 1997 after assisting the club on a part-time basis since 1993 ... A native of New York, Marques received a Bachelors degree of Business Administration from Iona College in 1990 ... Prior to working with the Rangers, Marques operated a pro shop in Rye, NY ... Hobbies include boating and golf ... Resides in Harrison, NY ... Married: wife, Vera; son, Nicholas; daughter, Natalie.



TIM WEBB

EQUIPMENT MANAGER


Begins his first season as Equipment Manager ... In his role, assists Head Equipment Manager Acacio Marques in equipment ordering, inventory, and repairs, as well as with general operational matters at MSG Training Center ... Previously served four seasons as Assistant to the Equipment Staff before being named Equipment Manager ... Has held several roles during his tenure with the Rangers; has worked in the team's Fan Development and Hockey Development Team, Blue Crew staff, and as a Game Night Locker Room Attendant ... Joined the Rangers as an intern in the hockey operations department in 2009 ... Also fills in as a goaltender during Rangers practices on occasion ... Graduated from Seton Hall University with a Bachelor's Degree in Sports Management ... Played club hockey at Seton Hall.



BILLY SOUTHARD

ASSISTANT EQUIPMENT MANAGER

Begins his sixth season as the team's Assistant Equipment Manager ... In his role, Southard works with Equipment Manager Acacio Marques and helps in handling of all team equipment matters ... Prior to starting his current role, served as the Rangers' Special Assistant to the Equipment Manager for 12 years ... Worked with the New York Police Department as a detective in Bronx Narcotics before joining the Rangers ... Played and coached for the NYPD Hockey Team for 28 years ... Married: wife, Eileen; daughters, Allie and Emma.



MEDICAL STAFF

DR. LISA CALLAHAN

CHIEF MEDICAL OFFICER & SENIOR VICE PRESIDENT OF PLAYER CARE

Begins her sixth season with the Rangers as the Chief Medical Officer & Senior Vice President of Player Care, MSG Sports after being promoted to the post in July 2014 ... Oversees the medical staffs of the Rangers and the team's AHL affiliate, the Hartford Wolf Pack, as well as the NBA's New York Knicks and the NBA Development League's Westchester Knicks ... Served as Team Physician for USA Basketball Men's and Women's Olympic gold medal-winning teams at the 2016 Summer Olympics ... Has been named one of the city's Best Doctors in New York magazine's annual Best Doctors issue ... Has also appeared on Castle Connolly's list of the Best Sports Doctors in the metropolitan area and Who's Who in American Medicine ... Named NBA Team Physician of the Year in Spring of 2014 ... Founding director of the Primary Care Sports Medicine Fellowship Program at the Hospital for Special Surgery ... Has previously served as a team physician for the NFL's New York Giants, the WUSA's New York Power, and at Stanford University and San Jose State University ... Also serves as associate professor of clinical medicine at the Weill Medical College of Cornell University ... Has completed two terms on the board of directors of the American Medical Society for Sports Medicine ... Married: husband, Mark.



DR. BRYAN KELLY

MEDICAL DIRECTOR & HEAD TEAM PHYSICIAN

Begins his sixth season with the Rangers and his first season as Medical Director & Head Team Physician ... Served five seasons as Head Team Physician before adding the title of Medical Director ... Has a faculty appointment at Weill Cornell Medical College and medical staff appointments at Hospital for Special Surgery and NewYork-Presbyterian Hospital ... Has served as the Associate Team Physician for the New York Giants for the last 15 years ... Works with the MLS' New York Red Bulls and several collegiate teams in the tri-state area ... Received his medical degree from Duke University Medical School ... Completed a two-year fellowship at Hospital for Special Surgery, specializing in Sports Medicine and Shoulder Surgery, as well as a fellowship in Hip Sports Injuries and Arthroscopy at the University of Pittsburgh Medical Center, Center for Sports Medicine ... Has received numerous awards, including the Excellence in Research Award from the American Orthopaedic Society for Sports Medicine in 2011 ... Married: wife, Lois; sons, Conor, Jack, and Bryan; daughter, Emma.





DR. RYAN LINGOR

TEAM PHYSICIAN

Begins his third season with the Rangers as Team Physician ... Serves as an Attending Physician and the Medical Director at the Same Day Sports Clinic at Hospital for Special Surgery (HSS) ... Is also a faculty member of the Weill Cornell Medical College ... Served as a Consultant and Assistant Team Physician with the New York Jets for four years before joining the Rangers' medical staff ... Also served as the Head Athletic Trainer for the Hamburg Sea Devils of NFL Europe in 2006, and completed athletic training internships with the Miami Dolphins and New England Patriots ... Earned his medical degree from the Loyola University Chicago Stritch School of Medicine and completed a Sports Medicine Fellowship at the University of Notre Dame ... Started playing hockey at four years old with his brother in South Dakota.



DR. BOB MARX

ASSISTANT TEAM PHYSICIAN

Begins his first season with the Rangers as Assistant Team Physician ... Has worked at Hospital for Special Surgery (HSS) for the last 21 years ... Is an Attending Orthopedic Surgeon at HSS, specializing in knee and shoulder surgery, and he also serves as the Vice Chair of Orthopedic Surgery for Faculty Development at HSS ... Has also served as the Head Orthopedic Surgery consultant for UFC ... Is Deputy Editor for Sports Medicine for the Journal of Bone & Joint Surgery ... Has been voted as one of the "Best Doctors in New York" by New York Magazine on multiple occasions ... Received his undergrad degree from the Université de Montréal and earned his medical degree from McGill University in Montreal ... Was born and raised in Montreal, and played hockey as a kid ... Is married with two daughters.



MEDICAL STAFF

DR. ANIL RANAWAT

ASSISTANT TEAM PHYSICIAN

Begins his fifth season with the Rangers ... Has worked at Hospital for Special Surgery (HSS) since April of 2008 ... His appointments include Chief, Hip and Knee Division of Sports Medicine Institute at Hospital for Special Surgery; Associate Professor of Orthopedic Surgery at Weill Cornell Medical College; Associate Attending Orthopedic Surgeon at Hospital for Special Surgery; Medical Director, Physician's Assistant Department, Hospital for Special Surgery ... Has also worked as an Assistant Team Physician with the New York Mets since 2010 ... Has received numerous accolades, including the T. Campbell Thompson Award for Excellence in Orthopedic Surgery and the Jean C. McDaniel Resident Teaching Award at Hospital for Special Surgery ... Received his undergrad degree from Duke University and graduated from Weill Medical College of Cornell University in 2001 ... Is married with three children, all of whom play ice hockey.



ERIKA WHITMAN

TEAMS SPORTS DIETITIAN

Begins her fifth season with the Rangers as Teams Sports Dietitian ... Prior to joining the Rangers, served as a performance dietitian for the Department of Defense in the National Capital region ... Served as the Director of Sports Nutrition at the University of Notre Dame for six years ... Prior to joining the University of Notre Dame, worked in sports nutrition at the University of Florida and Pennsylvania State University ... Received her degree in dietetics from the University of Delaware and completed her internship at the Mayo Clinic in Jacksonville, Florida.





DR. DONALD SALOMON

TEAM DENTIST

Begins his 35th season with the Rangers as Team Dentist ... Earned a Doctorate in Medical Dentistry from the University of Pennsylvania ... Completed post-graduate studies at the Pankey Institute and at the Institute of Advanced Dental Studies ... Has given a range of lectures on cosmetic dentistry ... A member of the American Dental Association, Ninth District Dental Society, and Scarsdale Dental Society ... Married: wife, Fran; daughters, Taylor and Morgan.



DR. JOSEPH V. ESPOSITO

ASSISTANT TEAM DENTIST

Begins his 18th season with the Rangers as Assistant Team Dentist ... Earned a Doctorate of Dental Surgery from New York University College of Dentistry ... Completed post-graduate studies with The Seattle Institute for Advanced Dental Education ... Has served as President of the Scarsdale Dental Society ... A member of the Academy of Sports Team Dentists, American Dental Association, Ninth District Dental Society, Academy of Cosmetic Dentistry, and the Academy of General Dentistry ... Married: wife, Jeannie; son, Joseph; daughter, Kate.



ROD GILBERT

Director, Special Projects and Community Relations Representative | One

of the all-time greats in franchise history, Rod Gilbert is now in his 31st season with the Rangers in an off-ice role, currently serving as Director, Special Projects and Community Relations Representative. Gilbert rejoined the club on August 1, 1989 to administer the growth and development of the New York Rangers Alumni Association, as well as assist in many areas of community and sponsor relations. He also serves as a goodwill ambassador for Madison Square Garden and lends his support to the Garden of Dreams Foundation through appearances, media interviews, and visiting with children from Garden of Dreams' charity partners during special games at the Garden.



An integral part of the New York sports scene for years, Gilbert has made countless appearances on behalf of the team in order to help raise funds and generate awareness for various charitable groups throughout the Tri-State area.

Born on July 1, 1941, Gilbert won the hearts of New York fans while becoming an NHL legend over parts of 18 seasons, all as a Ranger, from 1960-61 to 1977-78. During his career, Gilbert established or matched 20 team scoring records, and at the time of his retirement in 1977, he was second only to Gordie Howe in points by a right winger in NHL history. He was inducted into the Hockey Hall of Fame in 1982.

The Montreal, Quebec native finished his NHL career with 406 goals and 615 assists for 1,021 points in 1,065 games, along with 34 goals and 33 assists in 79 playoff matches. He ranks first on the Rangers' all-time goals and points lists, and he is the only Blueshirt to tally at least 400 career goals or at least 1,000 career points.

Playing with Jean Ratelle and Vic Hadfield on the 'GAG Line' (goal-a-game), Gilbert established career-highs with 43 goals and 97 points and earned First Team All-Star honors in 1971-72. Over the course of his career, he appeared in eight NHL All-Star Games and was voted a Second Team All-Star in 1967-68.

In 1976, Gilbert received the Bill Masterton Trophy, which is awarded annually to the NHL player who "best exemplifies the qualities of perseverance, sportsmanship and dedication to hockey." The award was a fitting tribute to the courage and spirit of Gilbert, recognizing the hard work and determination that helped him overcome major back surgery early in his career, including two follow-up spinal fusion operations, to establish himself as one of hockey's all-time greats.

In September 2007, the National Hockey League Alumni Association honored Gilbert with the 2007 Man of the Year Award.

Gilbert is immortalized in New York hockey history, as his No. 7 jersey was raised to the Garden rafters on October 14, 1979. He and his wife, Judy, reside in Manhattan and serve on the board of the Ronald McDonald House.



ADAM GRAVES

Hockey and Business Operations | One of the most popular players in franchise history, Adam Graves returned to the Rangers organization on July 19, 2005 in a dual role that uses his myriad of abilities in both the on-ice and off-ice areas of the organization. In this capacity, Graves works with the club's hockey personnel to advance the development of key Rangers prospects, while also assisting in the development and execution of the organization's many community outreach programs, as well as marketing and sponsorship initiatives.



Graves plays an integral role in strengthening the bond between the team and its fans while developing future Blueshirt loyalists. He is involved in a variety of youth hockey and season subscription events, and he is instrumental in supporting the efforts of the Garden of Dreams Foundation through appearances, media interviews, and participation in the fulfillment of fundraising auction experiences.

With a keen eye for talent, Graves has become an essential member of the hockey operations department. His ability to lend support and direction, both on and off the ice, has benefited many key prospects within the Rangers system. He is also involved in free agency signings and the NHL Draft with the Rangers, as well as the development of players with the Hartford Wolf Pack.

Extremely active in the community both during and after his playing career, Graves was recognized by the NHL when he received the King Clancy Memorial Trophy in 1994. The award is presented annually to the NHL player who "best exemplifies leadership qualities on and off the ice and has made a noteworthy humanitarian contribution in his community." In 2000, he was honored with the NHL Player Foundation Award, recognizing the NHL player who "applies the core values of hockey - commitment, perseverance, and teamwork - to enrich the lives of people in his community." Graves also received the Bill Masterton Trophy in 2001, an award given annually by the Professional Hockey Writers Association (PHWA) to the NHL player who "best exemplifies the qualities of perseverance, sportsmanship and dedication to hockey."

During his 10-year playing career with the Rangers, Graves worked tirelessly in the greater metropolitan area with various charitable organizations, including Family Dynamics, Toys for Tots, Muscular Dystrophy Association, Dime Hometown Heroes, and Big Brothers/Big Sisters. As a result of his extensive civic efforts, Graves was also recognized with honors from countless organizations and publications, including USA Weekend's "Most Caring Athlete" Award, Sports Illustrated for Kids' "Good Sport" Award, and 'The Sporting News' "Good Guy" Award.

As a Ranger, Graves registered 280 goals and 227 assists for 507 points in 772 games. He ranks third on the Rangers' all-time goals list and ranks 10th on the franchise's all-time points list. He established a Rangers single-season record for goals with 52 during the 1993-94 campaign, breaking Vic Hadfield's 22-year old club record of 50. His record stood for 12 years until Jaromir Jagr scored 54 goals in 2005-06. A two-time Stanley Cup champion, capturing titles with the Edmonton Oilers in 1989-90 and the Rangers in 1993-94, Graves represented the Blueshirts at the 1994 NHL All-Star Game and was selected as an NHL Second Team All-Star in 1993-94.

In addition, Graves received numerous Rangers team awards during his career, including: Most Valuable Player (92-93, 93-94); Player's Player Award (91-92, 92-93, 94-95, 98-99); Ceil Sidel Memorial Award (94-95, 95-96, 96-97, 97-98, 98-99, 99-00, 00-01); Steven McDonald Extra Effort Award (91-92, 92-93, 93-94, 98-99, 99-00); John Halligan Good Guy Award (92-93); Frank Boucher Trophy (93-94); and Crumb Bum Award (1993).

A native of Toronto, Ontario, Graves signed with New York as a free agent on September 3, 1991. He was originally drafted by the Detroit Red Wings in the second round, 22nd overall, of the 1986 NHL Entry Draft. Over his 16-year NHL career, the left winger played in 1,152 career games with the Red Wings, Oilers, Rangers, and San Jose Sharks, registering 329 goals and 287 assists for 616 points.

Graves joined a select group of New York hockey immortals when his No. 9 jersey was raised to the Garden rafters on February 3, 2009. He and his wife, Violet, have three children: daughters, Madison and Montana, and son, Logan.

RANGERS STAFF



EXECUTIVE MANAGEMENT

KRISTIN BERNERT
Senior Vice President,
Business Operations,
MSG Sports



EXECUTIVE MANAGEMENT

JAMAAL LESANE
Senior Vice President,
Associate General Counsel -
Teams & Sports Events



EXECUTIVE MANAGEMENT

JOHN MASTER
Senior Vice President,
Associate General Counsel -
Sales & Marketing



EXECUTIVE MANAGEMENT

JEANINE MCGRORY
Senior Vice President,
Finance



EXECUTIVE MANAGEMENT

MARK PIAZZA
Senior Vice President,
Sports Team Operations



EXECUTIVE MANAGEMENT

MARC SCHOENFELD
Associate General Counsel
& Senior Vice President,
Legal and Business Affairs,
Team Operations



HOCKEY CLUB PERSONNEL

ALEX CASE
Director,
MSG Training Center Operations



HOCKEY CLUB PERSONNEL

KATIE CONDON
Director,
Hockey Administration



SPORTS TEAM OPERATIONS

BRIAN WENDTH
Director,
Sports Team Operations



SPORTS TEAM OPERATIONS

SHARON TOLEDO
Director,
MSG Sports Travel



SPORTS TEAM OPERATIONS

CAROLINE NOTARO
Manager,
Sports Team Operations



SPORTS TEAM OPERATIONS

MARY CLARE CONDON
Coordinator,
Sports Team Operations




PUBLIC RELATIONS

RYAN NISSAN
Director,
Public Relations



PUBLIC RELATIONS

LINDSAY HAYES
Manager,
Public Relations




PUBLIC RELATIONS

MICHAEL RAPPAPORT
Coordinator,
Public Relations




FAN DEVELOPMENT & COMMUNITY RELATIONS

RICK NADEAU
Vice President,
MSG Sports Youth Programs, &
Rangers Community and
Alumni Relations



FAN DEVELOPMENT & COMMUNITY RELATIONS

DAVID MARTELLA
Director,
Community Programs



FAN DEVELOPMENT & COMMUNITY RELATIONS

MIKE FASULO
Director,
Youth Programs



FAN DEVELOPMENT & COMMUNITY RELATIONS

MICHAEL ALI
Coordinator,
Alumni Relations



FAN DEVELOPMENT & COMMUNITY RELATIONS

STEPHEN ARULIO
Coordinator,
Fan Development



MARKETING

KELSEY PHILPOTT
Senior Director,
Marketing Strategy



MARKETING

GREER O'KEEFE
Manager,
Marketing



MARKETING

ROBERT WINSTON
Coordinator,
Marketing



EVENT PRESENTATION

JASON DANBY
Vice President,
Event Presentation



EVENT PRESENTATION

RAY CASTOLDI
Music Director,
Event Presentation



EVENT PRESENTATION

DANIEL CIRMINIELLO
Manager,
Event Presentation



EVENT PRESENTATION

AMANDA LIBROT
Manager,
Event Presentation



CREATIVE SERVICES

ALONSO DAVILA
Senior Vice President,
Executive Creative Director



CREATIVE SERVICES

TY BAKER
Vice President,
Creative Services



CREATIVE SERVICES

DINA DEPINA
Vice President,
Marketing Productions



CREATIVE SERVICES

RONN PEARSON
Digital Creative Director



CREATIVE SERVICES

JESS ISNER
Manager,
Digital Content



CREATIVE SERVICES

NICK HOMLER
Digital Producer/Editor



CREATIVE SERVICES

CORY GERSHON
Manager,
Video Production



CREATIVE SERVICES

MAURISSA JENNINGS
Assistant Studio Manager



MSG PHOTO SERVICES

GEORGE KALINSKY
Official Photographer of
Madison Square Garden



MSG PHOTO SERVICES

REBECCA TAYLOR
Vice President,
MSG Photo Services



MSG PHOTO SERVICES

CARLY BOYLE
Senior Editor,
MSG Photo Services



MSG PHOTO SERVICES

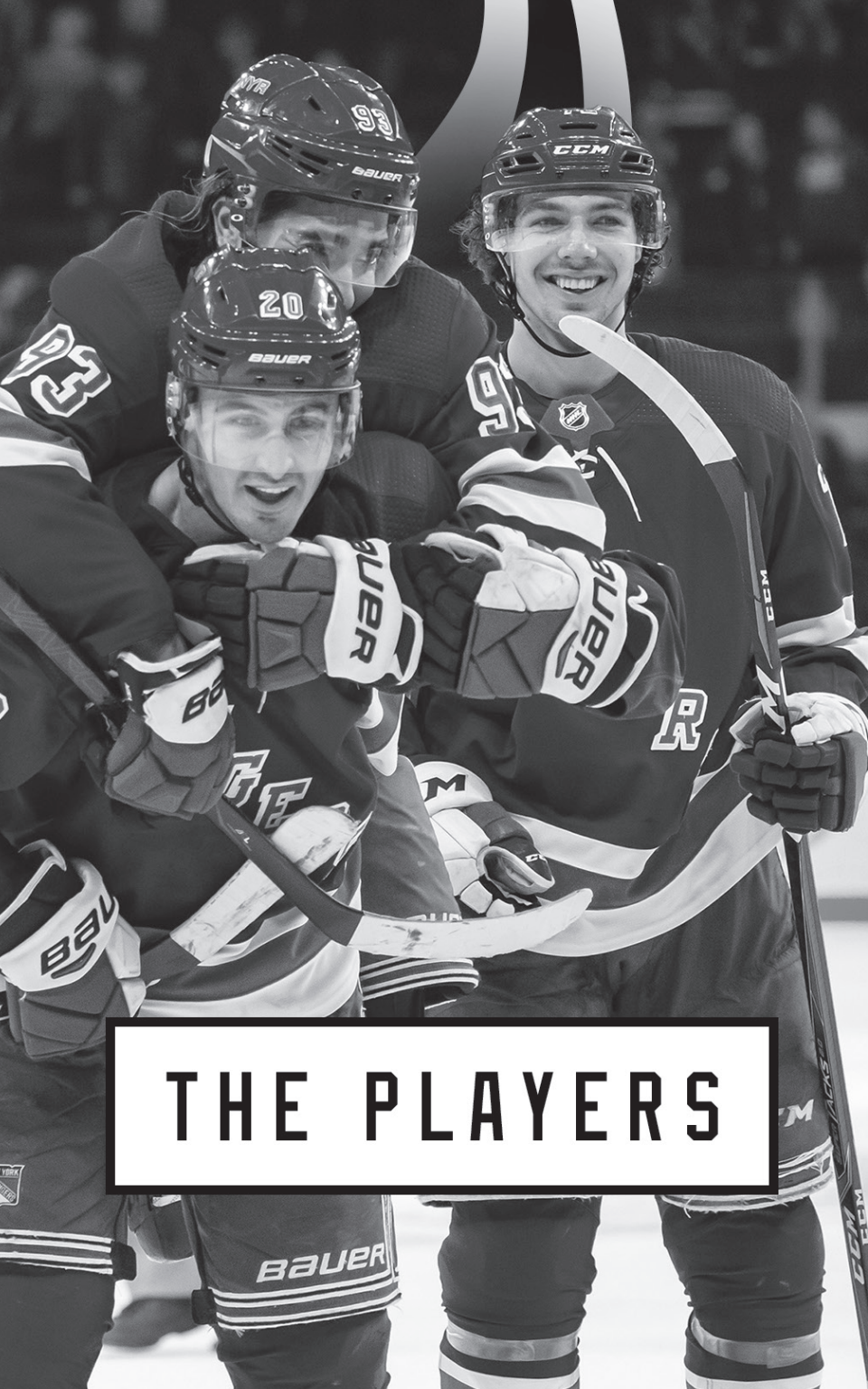
ZACHARY LANE
Manager,
MSG Photo Services



MSG PHOTO SERVICES

KATY DRAPER
Coordinator,
MSG Photo Services





THE PLAYERS



LIAS ANDERSSON

CENTER

50

HEIGHT 6'1" WEIGHT 190 SHOOTS LEFT BORN OCT 13, 1998 BIRTHPLACE SMOGEN, SWEDEN

CAREER HIGHLIGHTS: 2018-19: Ranked third on the Rangers in minor penalties drawn per 60 minutes of ice time (1.47) and ranked fourth in shorthanded goals (one) ... Won the Lars-Erik Sjöberg Award as the Rangers' Best Rookie in Training Camp ... Recorded three shots on goal and won seven of nine faceoffs (77.8%) in 12:17 of ice time while skating in his first NHL game of the season on Nov. 6 vs. MTL ... Tallied an assist and posted a plus-one rating on Nov. 17 vs. FLA ... Registered the go-ahead goal in the third period and posted a plus-one rating on Nov. 26 vs. OTT ... Tied for the team-high with three shots on goal while skating in a single-game career-high 16:09 of ice time on Nov. 29 at OTT ... Notched an assist on Dec. 2 vs. WPG ... Recorded an assist on the game-tying goal in the third period, was credited with four hits, and registered two shots on goal on Dec. 23 vs. PHI ... Tallied an assist and won two of three faceoffs (66.7%) on Feb. 24 at WSH ... Registered his first career NHL special teams goal/point by tallying a shorthanded goal and tied for the game-high with three shots on goal on Apr. 3 vs. OTT; became the youngest Ranger to record a shorthanded goal since Sundstrom on Oct. 14, 1995 at TOR.

2017-18: Tallied two points (one goal, one assist) in seven games with the Rangers ... Tallied his first career NHL goal/point while making his NHL debut on Mar. 26 vs. WSH; became the youngest player (19 years, 164 days old) to register a goal in his NHL debut in franchise history ... Became the first Ranger to wear jersey No. 50 in a regular season game in franchise history ... Recorded his first career NHL assist while skating in his second career NHL game on Mar. 28 at WSH.

AHL CAREER: 2018-19: Registered 20 points (six goals, 14 assists) in 36 games with Hartford ... Was tied for first among AHL players younger than 21 years old in assists (eight) and was tied for second among AHL players younger than 21 years old in points (12) at the time he was first recalled by the Rangers during the season on Nov. 5 ... Recorded 12 points (four goals, eight assists) in his first 12 AHL games of the season ... Posted a four-game point streak from Oct. 7

vs. Laval to Oct. 13 at Providence (two goals, four assists) ... Notched two assists and posted a plus-two rating on Oct. 7 vs. Laval ... Registered a "Gordie Howe Hat Trick" on his 20th birthday, as he recorded one goal, one assist, and one fighting major on Oct. 13 at Providence ... Tallied three points (one goal, two assists) on Nov. 2 at Wilkes-Barre/Scranton ... Recorded two points (one goal, one assist), tied for the game-high with five shots on goal, and posted a plus-two rating on Jan. 4 vs. Springfield ... Tallied a goal and led all skaters with seven shots on goal on Jan. 23 vs. Springfield. **2017-18:** Registered 14 points (five goals, nine assists) in 25 games with Hartford ... Ranked third among AHL players younger than 20 years old (min. five games played) in points per game at the time he was recalled by the Rangers on Mar. 25 (0.58) ... Tallied his first career AHL assist/point, which was an assist on the game-winning goal in overtime, and posted a plus-one rating while making his AHL debut on Jan. 24 at Utica.



EUROPEAN CAREER: 2017-18: Recorded 14 points (seven goals, seven assists) and a plus-six rating in 22 SHL games with Frolunda ... Ranked second among SHL players younger than 20 years old in goals and points at the time he played his final game of the season with Frolunda on Dec. 9. **2016-17:** Established SHL career-highs in several categories, including games played (42), goals (nine), assists (10), points (19), and plus/minus rating (plus-21) ... Ranked eighth in the SHL in plus/minus rating ... Established SHL playoff career-highs in games played (16), goals (four), assists (one), and points (five) while helping HV71 win the SHL Championship ... Skated in three games with HV71's U20 team in SuperElit and tallied two goals. **2015-16:** Skated in 22 SHL regular season games and four SHL playoff games with HV71 ... Registered 59 points (24 goals, 35 assists) in 37 overall games with HV71's U20 team in SuperElit ... Skated in two games with HV71's UI8 team. **2014-15:** Recorded nine points (six goals, three assists) in 25 games with HV71's U20 team in SuperElit ... Recorded 19 points (six goals, 13 assists)



and a plus-12 rating in 13 games with HV71's U18 team ... Tallied four points (two goals, two assists) and posted a plus-four rating in four playoff contests. **2013-14:** Recorded 37 points (18 goals, 19 assists) and a plus-eight rating in 32 games with Kungälv's U18 team ... Notched eight points (four goals, four assists) in three games with Kungälv's U18 team in Division 2. **2012-13:** Notched five points (four goals, one assist) with Kungälv's U18 team.

INTERNATIONAL CAREER: 2018: Registered two points (one goal, one assist) in 10 games while helping Sweden win a gold medal at the 2018 IIHF World Championship ... Registered seven points (six goals, one assist) in seven games while helping Sweden earn a silver medal at the 2018 IIHF World Junior Championship ... Served as Sweden's captain. **2017:** Registered three goals at the 2017 IIHF World

Junior Championship. **2016:** Tallied nine points (five goals, four assists) while helping Sweden earn a silver medal at the 2016 IIHF U18 World Championship. **2015:** Helped Sweden earn a silver medal at the 2015 Ivan Hlinka Memorial Tournament. **2014:** Tallied four points (one goal, three assists) in six games to help Sweden earn a bronze medal at the 2014 World U17 Hockey Challenge.

BACKGROUND: Nickname is "Andy" ... His father, Niklas Andersson, played parts of six seasons in the NHL, and his uncle, Mikael Andersson, played in the NHL for parts of 15 seasons ... Lists Peter Forsberg as his hockey idol while growing up ... Single.

CAREER TRANSACTIONS: June 23, 2017
- Selected by the Rangers in the first round, seventh overall, of the 2017 NHL Entry Draft.



Lias interacting with fans during warmups prior to a game (above) and meeting with kids during a post-game locker room visit (below).



CAREER STATISTICS

SEASON	TEAM	LEAGUE	REGULAR SEASON					PLAYOFFS				
			GP	G	A	PTS	PIM	GP	G	A	PTS	PIM
2012-13	Kungälv J18	J18 Elit	23	4	1	5	2	-	-	-	-	-
2013-14	Kungälv J20	J20 Elit	1	0	0	0	0	-	-	-	-	-
	Kungälv J18	J18 Elit	32	18	19	37	76	-	-	-	-	-
	Kungälv J18 2	J18 Div. 2	3	4	4	8	2	-	-	-	-	-
2014-15	HV71 J20	SuperElit	25	6	3	9	16	6	0	2	2	0
	HV71 J18	J18 Elit	13	6	13	19	20	4	2	2	4	2
	Sweden	WHC-17	6	1	3	4	2	-	-	-	-	-
2015-16	HV71	SHL	22	0	0	0	6	4	0	0	0	0
	HV71 J20	SuperElit	37	24	35	59	91	1	2	0	2	2
	HV71 J18	J18 Elit	2	1	5	6	0	-	-	-	-	-
	Sweden	WJC-18	7	5	4	9	8	-	-	-	-	-
2016-17	HV71	SHL	42	9	10	19	18	16	4	1	5	18
	HV71 J20	SuperElit	3	2	0	2	2	-	-	-	-	-
	Sweden	WJC	7	3	0	3	6	-	-	-	-	-
2017-18	RANGERS	NHL	7	1	1	2	0	-	-	-	-	-
	Hartford	AHL	25	5	9	14	8	-	-	-	-	-
	Frolunda	SHL	22	7	7	14	20	-	-	-	-	-
	Sweden	WC	10	1	1	2	4	-	-	-	-	-
	Sweden	WJC	7	6	1	7	6	-	-	-	-	-
2018-19	RANGERS	NHL	42	2	4	6	29	-	-	-	-	-
	Hartford	AHL	36	6	14	20	25	-	-	-	-	-
NHL/NYR TOTALS			49	3	5	8	29	-	-	-	-	-

STATISTICAL BREAKDOWN

SEASON	PPG	SHG	GWG	+/-	S	S%	TF	F%	H	BS	MIN
2017-18	0	0	0	1	5	20.0	47	40.4	9	3	11:57
2018-19	0	1	0	-13	41	4.9	190	44.2	60	8	10:43
TOTALS	0	1	0	-12	46	6.5	237	43.5	69	11	10:54

SCORING VS. NHL

TEAM	GP	G	A	PTS
ANA	1	0	0	0
ARI	0	0	0	0
BOS	1	0	0	0
BUF	0	0	0	0
CGY	1	0	0	0
CAR	1	0	0	0
CHI	0	0	0	0
COL	0	0	0	0
CBJ	3	0	0	0
DAL	1	0	0	0
DET	3	0	0	0
EDM	0	0	0	0
FLA	2	0	1	1
LAK	0	0	0	0
MIN	2	0	0	0
MTL	3	0	0	0
NSH	0	0	0	0
NJD	4	0	0	0
NYI	3	0	0	0
NYR	-	-	-	-
OTT	3	2	0	2
PHI	4	0	1	1
PIT	2	0	0	0
SJS	0	0	0	0
STL	1	0	0	0
TBL	3	0	0	0
TOR	2	0	0	0
VAN	2	0	0	0
VGK	1	0	0	0
WSH	5	1	2	3
WPG	1	0	1	1
TOTALS	49	3	5	8

CAREER HIGHLIGHTS

CAREER HIGHS (LAST TIME)	
GOALS	1 (3x), 4/3/19 vs. OTT
ASSISTS	1 (5x), 2/24/19 at WSH
POINTS	1 (8x), 4/3/19 vs. OTT (IG)
PIM	6, 3/27/19 at BOS
SHOTS	3 (6x), 4/3/19 vs. OTT
PLUS/MINUS	1 (9x), 4/3/19 vs. OTT
ICE TIME	16:09, 11/29/18 at OTT
GOAL STREAK	N/A
ASSIST STREAK	N/A
POINT STREAK	2, 3/26/18 - 3/28/18 (IG-1A)

NHL FIRSTS

GAME	3/26/18 vs. WSH
GOAL	3/26/18 vs. WSH (Grubauer)
ASSIST	3/28/18 at WSH

RANGERS RECORDS


Youngest Ranger to score a goal in his NHL debut - 19 years, 164 days old

RANGERS AWARDS

Lars-Erik Sjöberg Award (Best Rookie of Training Camp) - 2018

BY THE NUMBERS

Is the only player who has worn jersey No. 50 in a regular season game in Rangers history



PAVEL BUCHNEVICH

RIGHT WING

89

HEIGHT **6'3"** WEIGHT **197** SHOOTS **LEFT** BORN **APR 17, 1995** BIRTHPLACE **CHEREPOVETS, RUSSIA**

CAREER HIGHLIGHTS: 2018-19: Established career-highs in several categories, including goals (21), even strength goals (14), power play goals (seven), and average ice time (15:10) ... Led the Rangers (min. 10 games played) in goals per 60 minutes of ice time (1.30) and ranked fourth in points per 60 minutes of ice time (2.35) ... Tied for second on the Rangers in power play goals, ranked third in goals, and ranked fourth in points (38); 30 of his 38 points were either a goal or the primary assist on a goal ... Recorded 11 points (six goals, five assists) over his first 16 games of the season (Oct. 4 vs. NSH – Dec. 16 vs. VGK) ... Tallied a goal and registered two shots on goal on in the Rangers' season opener on Oct. 4 vs. NSH ... Recorded a three-game point streak from Nov. 6 vs. MTL to Nov. 10 at CBJ (two goals, two assists) ... Logged 19:51 of ice time on Dec. 27 vs. CBJ; led all Rangers forwards in ice time ... Tallied a goal and tied for the game-high (led the Rangers) with four shots on goal on Jan. 2 vs. PIT ... Tied a single-game career-high with two goals, and registered both goals on the power play, on Jan. 15 vs. CAR ... Tied single-game career-highs with two goals and five shots on goal on Mar. 7 at DET; named the game's Second Star ... Posted a career-high seven-game point streak from Mar. 16 at MIN to Mar. 31 at PHI (four goals, four assists) ... Recorded the game-winning goal, which was his 20th goal of the season and his 100th career NHL point, on Mar. 31 at PHI; became the fifth Russian player to register at least 100 points as a member of the Rangers (Kovalev, Nemchinov, Zubov, Anisimov), and became the fourth Russian player to record at least 20 goals in a season with the Rangers in franchise history (Kovalev, Nemchinov, Zherdev) ... Tallied the game-tying goal with seven seconds remaining in regulation and logged a single-game career-high 21:35 of ice time on Apr. 5 vs. CBJ. **2017-18:** Established career-highs in games played (74), assists (29), and points (43) ... Tied for the team lead in game-winning goals (four), ranked second in assists, primary assists (18), and power play assists (12), tied for second in power play points (17), ranked fourth in points, tied for fourth in even strength as-

sists (17), and ranked fifth in power play goals (five) ... Ranked second on the Rangers (min. 25 games played) in points per 60 minutes of ice time (2.32) and assists per 60 minutes of ice time (1.57) ... Recorded 31 points (nine goals, 22 assists) at MSG; led the Rangers in assists and points at home ... Tallied an assist in 19:20 of ice time on Oct. 10 vs. STL ... Posted a four-game point streak from Oct. 23 vs. SJS to Oct. 31 vs. VGK (four goals, two assists) ... Posted his first career multi-goal game in the NHL by registering two goals and established a single-game career-high with a plus-three rating on Oct. 26 vs. ARI ... Posted a four-game point streak from Nov. 6 vs. CBJ to Nov. 15 at CHI (three goals, three assists), and posted a three-game goal streak from Nov. 6 vs. CBJ to Nov. 11 vs. EDM ... Tallied two points (one goal, one assist), both on the power play in the third period, and registered his first career NHL game-winning goal on Nov. 6 vs. CBJ ... Tied a single-game career-high with three points (one goal, two assists) on Nov. 28 vs. FLA ... Recorded the game-winning goal on Dec. 5 at PIT ... Recorded a point in five games over a six-game span from Jan. 16 vs. PHI to Jan. 25 at SJS (two goals, four assists) ... Posted a three-game point streak from Jan. 16 vs. PHI to Jan. 20 at COL (two goals, two assists over the span) ... Tallied two points (one goal, one assist), including the game-winning goal, and tied a single-game career-high with a plus-three rating on Jan. 18 vs. BUF ... Recorded a power play goal, which was his 30th point of the season, and tied for the team-high with three shots on goal in 17:09 of ice time on Jan. 20 at COL; became the ninth player of Russian nationality to register at least 30 points in a season with the Rangers in franchise history ... Tallied the game-winning goal and posted a plus-one rating on Mar. 2 at CGY ... Skated in his 100th career NHL game on Mar. 6 vs. WPG ... Posted a four-game assist/point streak from Mar. 12 vs. CAR to Mar. 20 vs. CBJ (six assists over the span); the four-game assist streak was a career-high ... Established a single-game career-high with three assists and tied a single-game career-high with three points on Mar. 12 vs. CAR ... Registered his 40th point





of the season on Mar. 14 vs. PIT; became the sixth player of Russian nationality to record at least 40 points in a season with the Rangers in franchise history (Kovalev, Nemchinov, Zubov, Anisimov, Zherdev). **2016-17:** Ranked eighth among NHL rookies (min. 20 games played) in points per 60 minutes of ice time (2.21) and tied for ninth in assists per 60 minutes of ice time (1.32) ... Registered his first career NHL assist/point and recorded three shots on goal while making his NHL debut on Oct. 13 vs. NYI ... Tallied a point in eight consecutive games in which he played from Nov. 5 at BOS to Jan. 19 at TOR (missed 26 games due to injury from Nov. 13 – Jan. 4) ... Posted a four-game goal/point streak from Nov. 5 at BOS to Nov. 12 at CGY (four goals, two assists); became the first Rangers rookie to post a four-game goal streak since Stepan in 2010-II ... Registered his first career NHL goal, which was a power play goal, and led the Rangers with five shots on goal on Nov. 5 at BOS ... Posted his first multi-assist/point game in the NHL on Nov. 8 vs. VAN, tallying three points (one goal, two assists) in the contest ... Posted a four-game point streak from Jan. 13 vs. TOR to Jan. 19 at TOR (two goals, four assists), including a three-game assist streak from Jan. 13 vs. TOR to Jan. 17 vs. DAL ... Tallied three points (one goal, two assists) on Jan. 17 vs. DAL; became the first Ranger to register at least 13 points in his first 13 career NHL games since Don Maloney (Feb. 14 – Mar. 10, 1979) ... Posted a plus-two rating on Feb. 11 vs. COL ... Tallied the first goal of the game and posted a plus-one rating on Mar. 2 at BOS ... Recorded an empty-net goal and posted a plus-one rating in 14:53 of ice time on Mar. 7 at FLA ... Notched an assist, tied for the game-high with four shots on goal, and posted a plus-one rating in 13:27 of ice time on Mar. 12 at DET ... Tallied an assist and posted a plus-one rating in five playoff contests ... Registered three shots on goal while making his NHL playoff debut in Game 4 of the First Round vs. MTL on Apr. 18 ... Notched a power play assist, which was his first career NHL playoff assist/point, in Game 1 of the Second Round at OTT on Apr. 27.

AHL CAREER: 2016-17: Registered five points (three goals, two assists), 10 shots on goal, and a plus-two rating in four games with Hartford ... Tallied his first career AHL goal/point while making his AHL debut on Jan. 6 vs. Lehigh Valley ... Notched an assist and posted a plus-two rating on Jan. 11 at Rochester ... Registered three points (two goals, one assist), including the game-winning goal in overtime, and recorded five shots on goal on Mar. 1 vs. Springfield.

EUROPEAN CAREER: 2015-16: Established

KHL career-highs in games played (58), goals (16), assists (21), points (37), game-winning goals (three), power play goals (four), and average ice time (16:10) ... Ranked third in assists, ranked fourth in points, and tied for seventh in goals among KHL players younger than 24 years old ... Notched three points (one goal, two assists) in the playoffs. **2014-15:** Established KHL career-highs in even strength goals (13) and plus/minus rating (plus-eight) ... Tallied 30 points (13 goals, 17 assists) in 48 KHL games; recorded the second-most assists, the third-most points, and tied for the third-most goals in one season by a KHL player 20 years old or younger in league history ... Tied for second in game-winning goals (two) and even strength goals (13), ranked third in goals, assists, points, and shots on goal (113), and ranked fifth in plus/minus rating ... Selected as KHL Player of the Week for the week ending on Sept. 21, as he posted three consecutive multi-point games during the week (four goals, two assists) ... Registered 20 points (eight goals, 12 assists) in 11 playoff games with Almaz in the Russian Junior League (MHL) ... Tied for the MHL lead in game-winning goals (three), tied for second in assists and points, and tied for third in goals in the playoffs. **2013-14:** Registered 18 points (seven goals, 11 assists) in 40 games with Severstal ... Notched two points (one goal, one assist) in six games with Severstal at the Nadezhda Cup tournament ... Recorded two assists in two regular season games with Almaz (MHL) ... Tallied nine points (four goals, five assists) in seven MHL playoff games; tied for third on Almaz in points during the playoffs. **2012-13:** Made his KHL debut on Sept. 6 against Ak Bars ... Tallied his first career KHL assist/point on Sept. 22 against Amur ... Registered his first career KHL goal on Feb. 17 against Neftekhimik ... Skated in six KHL playoff games ... Tallied 23 points (eight goals, 15 assists) in 24 MHL games with Almaz ... Recorded five points (one goal, four assists) in three MHL playoff contests. **2011-12:** Established MHL career-highs in games played (45), goals (15), assists (29), points (44), and plus/minus rating (plus-15) ... Led Almaz in assists and game-winning goals (six), tied for second in points and power play goals (seven), ranked third in shots on goal (148), and ranked fourth in goals ... Registered seven points (four goals, three assists) in 10 MHL playoff games.

INTERNATIONAL CAREER: 2018: Registered four points (one goal, three assists) and a plus-five rating in eight games while representing Russia at the 2018 IIHF World Championship ... Recorded three points (one goal, two assists) in five games during the Euro Hockey

Tour (EHT). **2015:** Registered six points (one goal, five assists) in seven games while helping Russia earn a silver medal at the 2015 IIHF World Junior Championship ... Led Russia in assists and tied for the team lead in points in the tournament. **2014:** Recorded seven points (two goals, five assists) and posted a plus-three rating in seven games while helping Russia earn a bronze medal at the 2014 IIHF World Junior Championship ... Tied for the team lead in assists and tied for second on the team in points in the tournament. **2013:** Tallied 11 points (five goals, six assists) and posted a plus-four rating in seven games while representing Russia at the 2013 IIHF U18 World Championship ... Tied for first among all skaters in assists and tied for second among all skaters in goals and points in the tournament. **2012:** Registered two

points (one goal, one assist) in four games at the 2012 Ivan Hlinka Memorial Tournament ... Recorded one assist in five games while helping Russia earn a gold medal at the 2012 World U17 Hockey Challenge.

BACKGROUND: Nickname is “Bootch” ... His hidden talent is the ability to sing ... If he wasn’t playing hockey, he would try to be the manager of a big-name soccer team, preferably Real Madrid ... His greatest passion besides hockey is movies ... The person he would trade places with for a day is Lionel Messi ... His guilty pleasure is playing video games ... Single.

CAREER TRANSACTIONS: **June 30, 2013** – Selected by the Rangers in the third round, 75th overall, of the 2013 NHL Entry Draft.



Pavel gives his jersey to a fan during the Rangers’ annual “Blueshirts Off Our Backs” ceremony (above) and meets fans at the Rangers’ Season Subscriber Family Night event (below).



CAREER STATISTICS

SEASON	TEAM	LEAGUE	REGULAR SEASON					PLAYOFFS				
			GP	G	A	PTS	PIM	GP	G	A	PTS	PIM
2011-12	Almaz	MHL	45	15	29	44	55	10	4	3	7	4
	Russia	WHC-17	5	0	1	1	0	-	-	-	-	-
2012-13	Severstal	KHL	12	1	1	2	0	6	0	0	0	0
	Almaz	MHL	24	8	15	23	36	3	1	4	5	12
	Russia	WJ18	7	5	6	11	2	-	-	-	-	-
2013-14	Severstal	KHL	40	7	11	18	12	-	-	-	-	-
	Almaz	MHL	2	0	2	2	2	7	4	5	9	12
	Russia	WJC	7	2	5	7	18	-	-	-	-	-
2014-15	Severstal	KHL	48	13	17	30	16	-	-	-	-	-
	Almaz	MHL	-	-	-	-	-	11	8	12	20	32
	Russia	WJC	7	1	5	6	2	-	-	-	-	-
2015-16	Severstal	KHL	40	12	17	29	20	-	-	-	-	-
	SKA St. Petersburg	KHL	18	4	4	8	4	14	1	2	3	29
2016-17	RANGERS	NHL	41	8	12	20	13	5	0	1	1	0
	Hartford	AHL	4	3	2	5	0	-	-	-	-	-
2017-18	RANGERS	NHL	74	14	29	43	20	-	-	-	-	-
	Russia	WC	8	1	3	4	2	-	-	-	-	-
2018-19	RANGERS	NHL	64	21	17	38	13	-	-	-	-	-
NHL/NYR TOTALS			179	43	58	101	46	5	0	1	1	0

STATISTICAL BREAKDOWN

SEASON	PPG	SHG	GWG	+/-	S	S%	TF	F%	H	BS	MIN
2016-17	1	0	0	6	55	14.5	7	14.3	17	8	13:16
2017-18	5	0	4	-3	136	10.3	46	26.1	51	35	15:01
2018-19	7	0	1	-10	119	17.6	25	28.0	60	20	15:10
TOTALS	13	0	5	-7	310	13.9	78	25.6	128	63	14:40

SCORING VS. NHL

TEAM	GP	G	A	PTS
ANA	5	0	2	2
ARI	4	3	0	3
BOS	7	3	4	7
BUF	7	2	2	4
CGY	5	2	0	2
CAR	10	3	5	8
CHI	4	1	2	3
COL	4	1	1	2
CBJ	10	3	3	6
DAL	3	1	3	4
DET	8	2	4	6
EDM	5	1	1	2
FLA	5	2	2	4
LAK	6	0	1	1
MIN	4	2	1	3
MTL	8	2	2	4
NSH	4	1	0	1
NJD	8	0	5	5
NYI	6	0	2	2
NYR	-	-	-	-
OTT	5	1	1	2
PHI	7	1	2	3
PIT	10	3	2	5
SJS	3	0	3	3
STL	6	1	3	4
TBL	8	0	1	1
TOR	8	2	2	4
VAN	4	2	2	4
VGK	3	1	2	3
WSH	9	1	0	1
WPG	3	2	0	2
TOTALS	179	43	58	101

CAREER HIGHLIGHTS

CAREER HIGHS (LAST TIME)	
GOALS	2 (3x), 3/7/19 at DET
ASSISTS	3, 3/12/18 vs. CAR
POINTS	3 (4x), 3/12/18 vs. CAR (3A)
PIM	7 (2x), 2/27/19 vs. TBL
SHOTS	5 (7x), 3/23/19 at TOR
PLUS/MINUS	3 (2x), 1/18/18 vs. BUF
ICE TIME	21:35, 4/5/19 vs. CBJ
GOAL STREAK	4, 11/5/16 - 11/12/16 (4)
ASSIST STREAK	4, 3/12/18 - 3/20/18 (6)
POINT STREAK	7, 3/16/19 - 3/31/19 (4G-4A)

NHL FIRSTS

GAME	10/13/16 vs. NYI
GOAL	11/5/16 at BOS (Rask)
ASSIST	10/13/16 vs. NYI

CAREER SHOOTOUTS

GOALS	SHOTS	SHOT%	GDG
0	4	0.0	0

BY THE NUMBERS

Is the only player who has worn jersey No. 89 in a regular season game in Rangers history



FILIP CHYTIL

CENTER

72

HEIGHT 6'2" WEIGHT 206 SHOOTS LEFT BORN SEP 5, 1999 BIRTHPLACE KROMERIZ, CZECH REPUBLIC

CAREER HIGHLIGHTS: 2018-19: Among NHL players who were either in their age 18 or age 19 season: tied for fourth in goals (11), ranked fifth in games played (75), ranked sixth in shots on goal (133), and ranked seventh in points (23) ... Skated in more games in one season than any teenager forward in franchise history ... The Rangers posted a 9-2-0 record when he registered a goal ... Tallied an assist and posted a plus-one rating in the Rangers' season opener on Oct. 4 vs. NSH ... Posted a career-high five-game goal/point streak from Nov. 12 vs. VAN to Nov. 21 vs. NYI (five goals over the span); became the first teenager to post a five-game goal streak in franchise history and became the second teenager to post a five-game point streak in franchise history (Allison - 1980-81 season) ... His five-game goal streak was one game shy of the Rangers' rookie record; became the first Rangers rookie to post a five-game goal streak since Prucha (2005-06) ... His five-game goal streak was the longest by an NHL rookie, was well as the longest by a Ranger, during the season ... Tallied his first goal of the season and tied a single-game career-high with six shots on goal on Nov. 12 vs. VAN ... Registered the game-winning goal in back-to-back games on Nov. 19 vs. DAL and Nov. 21 vs. NYI; became the first Rangers rookie to record the game-winning goal in two consecutive games since Steven King (1992-93) ... Tallied the game-winning goal and posted a plus-two rating while skating in a single-game career-high 20:39 of ice time on Nov. 21 vs. NYI; his 20:39 of ice time was the most by a teenage Rangers forward since the NHL began to track ice time in 1997-98 ... Notched an assist while skating in his 30th game of the season on Dec. 10 at TBL; became the third teenager in franchise history to play in all of the team's first 30 games of a season (Allison - 1980-81; Del Zotto - 2009-10) ... Posted a three-game point streak from Jan. 10 at NYI to Jan. 13 at CBJ (one goal, two assists) ... Registered a goal in two consecutive games on Jan. 17 vs. CHI and Jan. 19 at BOS ... Tallied his 10th career NHL goal on Jan. 19 at BOS; became the third player in franchise history to register 10 or more goals as a teenager (Allison and Kovalev) ... Regis-



tered his 20th point of the season by tallying an assist on Feb. 19 at CAR; became the first teenage forward to record 20 or more points in a season with the Rangers since Kovalev (1992-93) ... Registered a goal and tied a single-game career-high with six shots on goal on Apr. 1 at NJD; was named the game's Third Star. **2017-18:** Registered three points (one goal, two assists) in nine games with the Rangers ... Was one of six 18-year-olds who played at least one NHL game during the season ... Won the Lars-Erik Sjöberg Award as the Top Rangers rookie in Training Camp ... Made his NHL debut on Oct. 5 vs. COL; at 18 years and 30 days old, became the fourth-youngest player to appear in a game with the Rangers in franchise history, and the only players who were younger were Harry Lumley (17 years, 42 days on Dec. 23, 1943), Len Wharton (17 years, 81 days on Mar. 4, 1945), and Don Raleigh (17 years, 125 days on Oct. 30, 1943) ... Became the first 18-year-old to appear in a game with the Rangers since Dan Blackburn on Apr. 13, 2002 at Philadelphia, as well as the first 18-year-old skater (forward or defenseman) to play in a game with the Rangers since Manny Malhotra on Apr. 18, 1999 vs. Pittsburgh ... Became the first Ranger to wear jersey No. 72 in a regular season game ... Led the Rangers in shots on goal from the time he was recalled on Mar. 25 until the end of the regular season (21 shots on goal in seven games) ... Tallied his first career NHL assist/point and led the Rangers with six shots on goal on Mar. 26 vs. WSH; became the first 18-year-old to record an assist/point with the Rangers since Malhotra in 1998-99 ... Recorded his first career NHL goal on Mar. 30 vs. TBL; became the fourth-youngest player to register his first goal for the Rangers.

AHL CAREER: 2017-18: Registered 31 points (11 goals, 20 assists) in 46 games with Hartford ... His 31 points were tied for the 12th-most a player younger than 19 years old tallied in one season in AHL history ... Led all AHL players younger than 20 years old in goals and points per game (0.69), and ranked second among all AHL players younger than 20 years old in assists and points at the time he was recalled by



the Rangers on Mar. 25 ... Became the youngest player to appear in an AHL game since Mario Tremblay in 1974 ... Notched three points (one goal, two assists), including his first career AHL goal, assist, and point, and tallied the game-winning goal on Oct. 14 at Springfield.

EUROPEAN CAREER: 2016-17: Skated in 38 games with Zlin in the Czech Extraliga, registering four goals and four assists for eight points, along with 16 penalty minutes ... Was one of 21 players younger than 18 years old who played in the league; ranked second among players younger than 18 years old in the league in games played, goals, and points. **2015-16:** Registered 50 points (28 goals, 22 assists) in 30 games with Zlin's U18 team. **2014-15:** Split the season between Zlin's U16 team and U18 team ... Recorded 48 points (30 goals, 18 assists) and a plus-36 rating in 25 games with Zlin's U16 team ... Registered nine points (six goals, three assists) in 19 games with Zlin's U18 team. **2013-14:** Tallied 21 points (11 goals, 10 assists) in 24 games with Zlin's U16 team ... Notched two points (one goal, one assist) in three playoff games. **2012-13:** Skated in one game with Zlin's U16 team as a 13-year-old.

INTERNATIONAL CAREER: 2019: Recorded two points (one goal, one assist) and a plus-four rating in five games while representing the Czech Republic at the 2019 IIHF World Championship ... Played in his 10th career World Championship game against Russia on May

13, setting a record for the most career World Championship games played by a teenager with the Czech Republic (since 1993). **2018:** Registered four points (two goals, two assists) in seven games while representing the Czech Republic at the 2018 IIHF World Junior Championship ... Tallied two points (one goal, one assist) in seven games while representing the Czech Republic at the 2018 IIHF World Championship ... Became the youngest player to score a goal for the Czech Republic in an IIHF World Championship game. **2017:** Recorded five points (two goals, three assists) in five games while representing the Czech Republic at the 2017 IIHF U18 World Championship. **2016:** Recorded three goals and one assist for four points in five games while helping the Czech Republic earn a gold medal at the 2016 Ivan Hlinka Memorial Tournament. **2015:** Tallied one assist in five games while representing the Czech Republic at the 2015 World U17 Hockey Challenge.

BACKGROUND: Nickname is "Chyta" ... His greatest passion besides hockey is going to the gym ... Lists former Ranger Jaromir Jagr as one of his idols growing up ... His favorite TV shows are "Friends" and "How I Met Your Mother" ... His hidden talent is that he is a good tennis player ... Single.

CAREER TRANSACTIONS: June 23, 2017 – Selected by the Rangers in the first round, 21st overall, of the 2017 NHL Entry Draft.



Filip was one of several Rangers who helped served food at the Garden of Dreams Holiday Dinner last year.

CAREER STATISTICS

SEASON	TEAM	LEAGUE	REGULAR SEASON					PLAYOFFS				
			GP	G	A	PTS	PIM	GP	G	A	PTS	PIM
2012-13	Zlin UI6	CZE-UI6	1	0	0	0	0	-	-	-	-	-
2013-14	Zlin UI6	CZE-UI6	24	11	10	21	8	3	1	1	2	0
2014-15	Zlin UI8	CZE-UI8	19	6	3	9	10	-	-	-	-	-
	Zlin UI6	CZE-UI6	25	30	18	48	16	5	4	6	10	6
2015-16	Zlin UI8	CZE-UI8	30	28	22	50	8	-	-	-	-	-
	Czech Republic	WHC-17	5	0	1	1	0	-	-	-	-	-
2016-17	Zlin	CZE	38	4	4	8	16	-	-	-	-	-
	Zlin U20	CZE-U20	2	0	0	0	0	1	0	0	0	0
	Czech Republic	WJC-18	5	2	3	5	2	-	-	-	-	-
2017-18	RANGERS	NHL	9	1	2	3	4	-	-	-	-	-
	Hartford	AHL	46	11	20	31	6	-	-	-	-	-
	Czech Republic	WC	7	1	1	2	2	-	-	-	-	-
2018-19	Czech Republic	WJC	7	2	2	4	0	-	-	-	-	-
	RANGERS	NHL	75	11	12	23	8	-	-	-	-	-
	Czech Republic	WC	5	1	1	2	2	-	-	-	-	-
NHL/NYR TOTALS			84	12	14	26	12	-	-	-	-	-

STATISTICAL BREAKDOWN

SEASON	PPG	SHG	GWG	+/-	S	S%	TF	F%	H	BS	MIN
2017-18	0	0	0	-5	21	4.8	76	36.8	3	1	13:37
2018-19	3	0	2	-22	133	8.3	175	38.9	29	21	13:47
TOTALS	3	0	2	-27	154	7.8	251	38.2	32	22	13:46

SCORING VS. NHL

TEAM	GP	G	A	PTS
ANA	2	1	1	2
ARI	2	0	1	1
BOS	3	2	0	2
BUF	2	0	0	0
CGY	2	0	0	0
CAR	5	0	2	2
CHI	2	1	0	1
COL	3	0	0	0
CBJ	3	0	1	1
DAL	2	1	0	1
DET	3	0	0	0
EDM	2	0	0	0
FLA	3	1	0	1
LAK	2	0	0	0
MIN	2	0	0	0
MTL	2	0	0	0
NSH	2	0	1	1
NJD	5	1	1	2
NYI	5	3	1	4
NYR	-	-	-	-
OTT	2	0	1	1
PHI	5	0	0	0
PIT	3	0	1	1
SJS	2	0	0	0
STL	1	0	0	0
TBL	3	1	1	2
TOR	4	0	1	1
VAN	2	1	0	1
VGK	2	0	0	0
WSH	6	0	2	2
WPG	2	0	0	0
TOTALS	84	12	14	26

CAREER HIGHLIGHTS

CAREER HIGHS (LAST TIME)

GOALS	1 (12x), 4/1/19 at NJD
ASSISTS	1 (14x), 3/25/19 vs. PIT
POINTS	1 (26x), 4/1/19 at NJD (IG)
PIM	2 (6x), 3/3/19 vs. WSH
SHOTS	6 (3x), 4/1/19 at NJD
PLUS/MINUS	2 (2x), 3/9/19 vs. NJD
ICE TIME	20:39, 11/21/18 vs. NYI
GOAL STREAK	5, 11/12/18 - 11/21/18 (5)
ASSIST STREAK	2, 12/10/18 - 12/14/18 (2)
POINT STREAK	5, 11/12/18 - 11/21/18 (5G)

NHL FIRSTS

GAME	10/5/17 vs. COL
GOAL	3/30/18 vs. TBL (Domingue)
ASSIST	3/26/18 vs. WSH

CAREER SHOOTOUTS

GOALS	SHOTS	SHOT%	GDG
0	2	0.0	0

RANGERS RECORDS

Longest Goal Streak by a Teenager - 5 (11/12/18 - 11/21/18)
Games Played by a Teenage Forward in One Season - 75 (2018-19)

RANGERS AWARDS

Lars-Erik Sjoberg Award (Best Rookie of Training Camp) - 2017

BY THE NUMBERS

Is the only player who has worn jersey No. 72 in a regular season game in Rangers history



TONY DEANGELO

DEFENSEMAN

77

HEIGHT 5'11" WEIGHT 180 SHOOTS RIGHT BORN OCT 24, 1995 BIRTHPLACE SEWELL, NJ

CAREER HIGHLIGHTS: 2018-19: Established career-highs in several categories, including games played (61), assists (26), and points (30) ... Ranked 12th among NHL defensemen 23 years old or younger in points ... Led the Rangers in plus/minus rating (plus-six) and tied for third in assists ... Led Rangers defensemen in points and tied for first among team defensemen in assists ... Established a single-game career-high with two assists and tied a single-game career-high with two points while skating in his first game of the season on Oct. 7 at CAR ... Tied a single-game career-high with two points (one goal, one assist), recorded his first goal as a Ranger, and posted a plus-three rating on Oct. 28 at LAK; selected as the game's Third Star ... Notched the primary assist on the game-winning goal and posted a plus-two rating on Jan. 12 at NYI ... Established a single-game career-high with two goals, tied a single-game career-high with two points, tied for the game-high with four shots on goal, and posted a plus-two rating while skating in his 100th career NHL game on Jan. 15 vs. CAR ... Registered 18 assists from Feb. 4 until the end of the regular season; his 18 assists were tied for the fourth-most among NHL defensemen over the span ... Recorded an assist/point in 12 games over a 16-game span from Feb. 4 vs. LAK to Mar. 7 at DET (13 assists); his 13 assists were tied for the most among NHL defensemen in assists during the stretch (tied with Burns and Yandle) ... Recorded a power play assist on the game-tying goal and registered the game-deciding goal in the shootout while skating in a team-high 24:06 of ice time on Feb. 6 vs. BOS ... Posted a career-high eight-game assist/point streak from Feb. 12 at WPG to Feb. 27 vs. TBL; the eight-game assist streak was tied for the fourth-longest in the NHL during the season, and was also tied for the longest by a defenseman ... His eight-game assist streak is tied for the eighth-longest in franchise history ... Tallied an assist and established a single-game career-high with a plus-four rating on Feb. 15 at BUF ... Tied single-game career-highs with two assists and two points on Feb. 17 at PIT ... Extended his assist/point streak to eight games and led the



Rangers by skating in a single-game career-high 26:32 of ice time on Feb. 27 vs. TBL ... Recorded his 30th point of the season on Apr. 1 at NJD; became the sixth Rangers defenseman 23 years old or younger to tally 30 or more points in a season since 1988-89 (Leetch, Zubov, Del Zotto, McDonagh, Skjei). **2017-18:** Tied for third among Rangers defensemen in power play assists (six) and power play points (six) ... Six of his eight assists were primary assists ... Recorded three shots on goal in 16:22 of ice time while making his Rangers debut on Oct. 5 vs. COL ... Tallied his first assist/point as a Ranger by recording a power play assist, and registered two shots on goal in 17:56 of ice time on Oct. 17 vs. PIT ... Tied for the game-high with four blocked shots, recorded a team-high four hits, and registered two shots on goal in 16:07 of ice time on Jan. 20 at COL ... Tallied an assist/point in two consecutive games on Jan. 21 at LAK and Jan. 23 at ANA (two assists) ... Registered a power play assist and tied for the team-high with two blocked shots in 19:17 of ice time on Jan. 21 at LAK ... Tallied an assist, recorded four shots on goal, and was credited with three hits in 16:25 of ice time on Jan. 23 at ANA ... Recorded five assists/points over an 11-game span from Feb. 9 vs. CGY to Mar. 2 at CGY; led Rangers defensemen in assists and points during the stretch ... Notched an assist and established a single-game career-high with five shots on goal in 21:13 of ice time on Feb. 13 at MIN ... Recorded three shots on goal in 25:53 of ice time on Mar. 10 at FLA. **2016-17:** Ranked second among NHL rookie defensemen in goals per game (0.13) and power play goals (two), tied for third in power play points (eight), ranked fifth in power play assists (six), and tied for fifth (min. 10 games played) in points per game (0.36) ... Tied for third on Arizona in power play points and ranked fifth in power play assists ... Led Coyotes defensemen in goals per 60 minutes of ice time (0.45) and points per 60 minutes of ice time (1.26), and ranked third among Arizona defensemen in assists per 60 minutes of ice time (0.81) ... Registered his first career NHL goal/point and posted a plus-one rating in 20:35 of ice time while making his NHL debut



on Nov. 8 at COL ... Tallied a point in six of his first eight career NHL games (two goals, four assists) and in nine of his first 15 NHL contests (three goals, six assists) ... Notched his first career NHL assist on Nov. 12 vs. BOS ... Posted a four-game point streak from Nov. 17 at VAN to Nov. 25 vs. EDM (one goal, three assists) ... Posted his first career NHL multi-point game by recording two points (one goal, one assist), and tallied his first career NHL game-winning goal on Mar. 11 vs. NJD.

AHL CAREER: 2017-18: Ranked second among Hartford defensemen in points per game (0.45) and was tied for second among team defensemen in points (13) at the time he was recalled by the Rangers on Jan. 19 ... Tallied a power play assist on Oct. 28 at Lehigh Valley ... Posted a six-game point streak from Dec. 8 at Providence to Dec. 22 vs. Providence (two goals, six assists), including a three-game assist streak from Dec. 8 at Providence to Dec. 10 vs. Springfield (four assists) ... Recorded two points (one goal, one assist), including the game-winning goal in overtime, on Dec. 20 at Lehigh Valley. **2016-17:** Registered 16 points (three goals, 13 assists) in 25 games with Tucson ... Notched a point in 12 of 25 contests ... Posted a four-game assist/point streak from Oct. 22 at Bakersfield to Nov. 2 vs. Texas ... Tied a single-game AHL career-high with three points (one goal, two assists) and posted a plus-two rating on Nov. 5 vs. Ontario ... Registered two assists in his final AHL game of the season on Feb. 18 at San Diego. **2015-16:** Established AHL career-highs in games played (69), goals (six), assists (37), and points (43) ... Ranked third among AHL rookies in assists ... Ranked fourth among AHL defensemen in assists and ranked seventh among AHL defensemen in points ... Tied for seventh in the AHL – and tied for second among AHL defensemen – in power play assists (19) ... Led Syracuse in power play assists, ranked second in assists, ranked fourth in games played and shots on goal (151), and tied for fifth in points ... Tallied his first career AHL assist/point while making his AHL debut on Oct. 10 at Lehigh Valley ... Posted a four-game point streak from Oct. 25 at Rochester to Nov. 6 vs. Albany (three goals, two assists), including a three-game goal streak from Oct. 25 at Rochester to Oct. 30 vs. Hershey ... Recorded his first career AHL goal on Oct. 25 at Rochester ... Posted an AHL career-high, seven-game assist/point streak from Feb. 20 vs. Rochester to Mar. 6 at Springfield (one goal, seven assists) ... Established single-game AHL career-highs with three assists and three points on Mar. 20 vs. St. John's.

JUNIOR CAREER: 2014-15: Established OHL career-highs in goals (25), assists (64), points (89), plus/minus rating (plus-34), and penalty minutes (115) while splitting the season between Sarnia and Sault Ste. Marie ... Was named the Canadian Hockey League (CHL) Defenseman of the Year, awarded to the best defenseman in all of the three Canadian Major Junior Leagues (OHL, QMJHL, and WHL) ... Named to the OHL First All-Star Team and received the Max Kaminsky Trophy as the OHL's Most Outstanding Defenseman ... Led all defensemen in the OHL – as well as all defensemen in the three Canadian Major Junior Leagues – in goals, assists, and points ... Led OHL defensemen in points for the second consecutive season and led OHL defensemen in assists for the third consecutive season ... Tied for eighth among all OHL players in assists and ranked 13th in the OHL in points ... Registered 51 points (15 goals, 36 assists) and posted a plus-33 rating in 26 games after being acquired by Sault Ste. Marie ... Tallied 16 assists and posted a plus-12 rating in 13 playoff games with the Greyhounds ... Established OHL playoff career-highs in games played, assists, points, and plus/minus rating ... Tied for fourth in the OHL in plus/minus rating and tied for fifth in the league in assists in the playoffs ... Led OHL defensemen in assists and ranked second among OHL defensemen in points in the playoffs. **2013-14:** Led OHL defensemen in assists (56), points (71), and power play assists (30), and tied for fourth among OHL defensemen in goals (15); led OHL defensemen in assists for the second consecutive season ... Tied for sixth among all OHL players in assists and tied for third in power play assists ... Led Sarnia in power play assists, tied for the team lead in assists, and ranked second in points ... Posted 22 multi-point games, including one in each of the first three games of the season. **2012-13:** Led OHL defensemen in assists (49), ranked second among OHL defensemen in power play assists (27), and ranked third among OHL defensemen in points (58) ... Ranked fifth among all OHL players in power play assists and ranked 10th among all OHL players in assists ... Ranked second on Sarnia in assists and ranked fifth in points; led team defensemen in assists and points ... Recorded three points (one goal, two assists) in four playoff contests. **2011-12:** Recorded 23 points (six goals, 17 assists) in 68 games during his rookie season in the OHL with Sarnia ... Established an OHL career-high in games played, and tied for first among OHL rookies in games played ... Made his OHL debut on Sept. 23 vs. Erie ... Recorded his first career OHL goal on Oct. 15 at Plymouth ... Tallied his

first career OHL assist on Oct. 20 vs. Sault Ste. Marie ... Registered one goal in six playoff contests.

USHL CAREER: 2010-11: Recorded 15 points (one goal, 14 assists) in 28 games with the Cedar Rapids RoughRiders ... Ranked second among team defensemen in P/GP (0.54) ... Made his USHL debut on Oct. 16 at Indiana; became the youngest player to play a game in the USHL (was 14 years old) ... Registered his first career USHL goal, assist, and point as part of a two-point effort on Oct. 17 at Youngstown.

JUNIOR A CAREER: 2009-10: Registered seven points (five goals, two assists) in seven games with the Westchester Express in the Eastern Junior Elite Prospects League (EJEPL).

TIER I CAREER: 2008-09: Tallied 60 points (31 goals, 29 assists) in 29 games with the Mercer Chiefs of the Atlantic Youth Hockey League (AYHL).

INTERNATIONAL CAREER: 2015: Registered three points (two goals, one assist) in five games while representing the United States

at the 2015 IIHF World Junior Championship ... Led Team USA defensemen in goals and points. **2012:** Tallied six assists in four games while representing the United States at the 2012 Ivan Hlinka Memorial Tournament.

BACKGROUND: Nicknames are “Tony D”, “Dee”, and “Angie” ... Lists Frank Sinatra as the most played artist on his iPod ... His favorite TV shows are King of Queens and Power ... Golf and basketball are his hobbies outside of playing hockey ... Lists Peter Forsberg as his hockey idol growing up ... Has helped raise money in support of Wounded Warrior Project by participating in the “Checking for Charity” hockey tournament in each of the last two years ... Single.

CAREER TRANSACTIONS: June 27, 2014 – Selected by Tampa Bay in the first round, 19th overall, of the 2014 NHL Entry Draft. **June 25, 2016** – Acquired by Arizona in exchange for a second-round pick in the 2016 NHL Entry Draft (Libor Hajek). **June 23, 2017** – Acquired by the Rangers, along with a first-round pick in the 2017 NHL Entry Draft (Lias Andersson), in exchange for Derek Stepan and Antti Raanta.



Tony presents a jersey to one of the Rangers' Salute to Our Troops honorees, Nancy Beetstra.

CAREER STATISTICS

SEASON	TEAM	LEAGUE	REGULAR SEASON					PLAYOFFS				
			GP	G	A	PTS	PIM	GP	G	A	PTS	PIM
2008-09	Mercer	AYHL	29	31	29	60	176	-	-	-	-	-
2009-10	Westchester	EJEPL	7	5	2	7	0	-	-	-	-	-
2010-11	Cedar Rapids	USHL	28	1	14	15	19	-	-	-	-	-
2011-12	Sarnia	OHL	68	6	17	23	46	6	1	0	1	2
2012-13	Sarnia	OHL	62	9	49	58	60	4	1	2	3	8
2013-14	Sarnia	OHL	51	15	56	71	90	-	-	-	-	-
2014-15	Sarnia	OHL	29	10	28	38	64	-	-	-	-	-
	Sault Ste. Marie	OHL	26	15	36	51	51	13	0	16	16	18
	United States	WJC	5	2	1	3	4	-	-	-	-	-
2015-16	Syracuse	AHL	69	6	37	43	84	-	-	-	-	-
2016-17	Coyotes	NHL	39	5	9	14	37	-	-	-	-	-
	Tucson	AHL	25	3	13	16	31	-	-	-	-	-
2017-18	RANGERS	NHL	32	0	8	8	11	-	-	-	-	-
	Hartford	AHL	29	2	11	13	17	-	-	-	-	-
2018-19	RANGERS	NHL	61	4	26	30	77	-	-	-	-	-
	NHL TOTALS		132	9	43	52	125	-	-	-	-	-
	NYR TOTALS		93	4	34	38	88	-	-	-	-	-

STATISTICAL BREAKDOWN

SEASON	PPG	SHG	GWG	+/-	S	S%	TF	F%	H	BS	MIN
2016-17	2	0	1	-13	60	8.3	0	0.0	31	48	17:06
2017-18	0	0	0	-18	68	0.0	1	100.0	31	42	16:34
2018-19	0	0	0	6	111	3.6	0	0.0	54	82	19:20
TOTALS	2	0	1	-25	239	3.8	1	100.0	85	124	18:00

SCORING VS. NHL

TEAM	GP	G	A	PTS
ANA	3	0	1	1
ARI	1	0	0	0
BOS	6	0	3	3
BUF	3	0	1	1
CGY	5	0	2	2
CAR	7	2	3	5
CHI	2	0	0	0
COL	4	1	0	1
CBJ	4	0	2	2
DAL	5	0	0	0
DET	6	1	3	4
EDM	3	0	1	1
FLA	4	0	1	1
LAK	5	1	3	4
MIN	5	0	3	3
MTL	4	1	1	2
NSH	4	0	0	0
NJD	5	1	3	4
NYI	5	0	2	2
NYR	1	0	0	0
OTT	5	0	0	0
PHI	4	0	0	0
PIT	4	0	4	4
SJS	6	0	1	1
STL	5	1	0	1
TBL	4	0	1	1
TOR	6	0	1	1
VAN	6	1	3	4
VGK	2	0	0	0
WSH	3	0	3	3
WPG	5	0	1	1
TOTALS	132	9	43	52

CAREER HIGHLIGHTS

CAREER HIGHS (LAST TIME)

GOALS	2, 1/15/19 vs. CAR
ASSISTS	2 (2x), 2/17/19 at PIT
POINTS	2 (5x), 2/17/19 at PIT (2A)
PIM	15, 3/18/17 vs. STL
SHOTS	5 (5x), 2/6/19 vs. BOS
PLUS/MINUS	4, 2/15/19 at BUF
ICE TIME	26:32, 2/27/19 vs. TBL
GOAL STREAK	N/A
ASSIST STREAK	8, 2/12/19 - 2/27/19 (9)
POINT STREAK	8, 2/12/19 - 2/27/19 (9A)

NHL FIRSTS

GAME	11/8/16 at COL
GOAL	11/8/16 at COL (Pickard)
ASSIST	11/12/16 vs. BOS

CAREER SHOOTOUTS

GOALS	SHOTS	SHOT%	GDG
3	5	60.0	2

BY THE NUMBERS

Is one of two players who have worn jersey No. 77 in a regular season game in Rangers history (along with Phil Esposito).



JESPER FAST RIGHT WING

17

HEIGHT **6'1"** WEIGHT **191** SHOOTS **RIGHT** BORN **DEC 2, 1991** BIRTHPLACE **NASSJO, SWEDEN**

CAREER HIGHLIGHTS: 2018-19: Tied for third on the Rangers in minor penalties drawn (16) and ranked sixth in hits (120) ... Named the winner of the Players' Player Award, which is given annually to the player who, as selected by his teammates, "best exemplifies what it means to be a team player" for the fourth consecutive season; became the third Ranger in franchise history to win the award in four straight seasons (Ratelle and Leetch) ... Named an alternate captain prior to the start of the regular season ... Tallied the Rangers' first goal of the season and posted a plus-one rating on Oct. 4 vs. NSH ... Tied a single-game career-high with two assists and registered his 100th career NHL point on Oct. 7 at CAR ... Tied a single-game career-high and led all skaters with six shots on goal, and was credited with three hits on Oct. 30 at SJS ... Posted a plus-one rating while skating in his 300th career NHL game (and his 300th career game as a Ranger) on Nov. 1 at ANA ... Tallied an assist on the game-winning goal, tied for the game-high with four hits, and posted a plus-one rating on Nov. 4 vs. BUF ... Tallied a goal and logged a single-game career-high 20:13 of ice time on Dec. 2 vs. WPG ... Tied single-game career-highs with two goals, three points, and a plus-three rating, and registered the game-winning goal on Dec. 29 at NSH ... Recorded a goal and posted a plus-one rating in two consecutive games on Jan. 8 at VGK and Jan. 10 vs. NYI ... Tallied a goal and was credited with a team-high six hits on Jan. 10 vs. NYI ... Posted a plus-two rating in 16:41 of ice time on Jan. 17 vs. CHI ... Led all skaters with five hits in 17:12 of ice time on Feb. 4 vs. LAK ... Registered a goal and posted a plus-two rating on Feb. 15 at BUF ... Posted a plus-one rating in four games over a five-game span from Feb. 23 vs. NJD to Mar. 3 vs. WSH ... Notched an assist and posted a plus-one rating on Feb. 23 vs. NJD ... Was credited with six hits on Feb. 27 vs. TBL. **2017-18:** Established career-highs in goals (13), points (33), even strength goals (13), and hits (130), and tied his career-high in assists (20) ... Led the Rangers in hits and shorthanded assists (two), tied for the team lead in shorthanded points (two), and ranked third in pri-



mary assists (14), even strength assists (18), and even strength points (31) ... Named the winner of the Players' Player Award, which is given annually to the player who, as selected by his teammates, "best exemplifies what it means to be a team player" for the third consecutive season; became the sixth Ranger in franchise history to win the award in at least three straight seasons ... The Rangers posted an 18-6-4 record in games which he tallied a point ... Led all skaters with seven hits in 15:14 of ice time while making his season debut on Oct. 14 vs. NJD ... Registered a goal and established a single-game career-high with a plus-three rating on Oct. 21 vs. NSH ... Tied a single-game career-high with two assists on Nov. 4 at FLA ... Posted his first career NHL multi-goal game in the regular season by tallying two goals on Nov. 22 at CAR ... Posted a three-game goal/point streak from Dec. 5 at PIT to Dec. 9 vs. NJD (three goals, one assist); the three-game goal streak is a career-high ... Recorded two points (one goal, one assist) on Dec. 9 vs. NJD ... Notched an assist and posted a plus-one rating in the 2018 NHL Winter Classic on Jan. 1 against BUF ... Registered 15 points (five goals, 10 assists) in his final 18 games of the season, including 12 points (three goals, nine assists) in his final 12 contests ... Posted a career-high eight-game point streak from Mar. 8 at TBL to Mar. 24 vs. BUF (three goals, seven assists), including a career-high four-game assist streak from Mar. 17 at STL to Mar. 24 vs. BUF (four assists); the eight-game point streak was the longest by a Ranger during the season ... Posted a three-game assist streak from Mar. 8 at TBL to Mar. 12 vs. CAR (three assists) ... Established a single-game career-high with three points (two goals, one assist) and posted the second multi-goal game of his NHL career on Mar. 22 at PHI. **2016-17:** Posted a plus/minus rating of even or better in 53 of 68 games in which he played, including a plus-one rating or better in 20 games ... Ranked third among Rangers forwards in hits (99) and ranked fourth among Rangers forwards in blocked shots (44) ... Named the winner of the Players' Player Award for the second consecutive sea-



son ... Registered a point in five games over a seven-game span from Nov. 3 vs. EDM to Nov. 15 at VAN (two goals, four assists) ... Tallied the game-winning goal and posted a plus-one rating on Feb. 5 vs. CGY ... Notched an assist and posted a plus-two rating on Feb. 11 vs. COL ... Was credited with two blocked shots while skating in his 200th career NHL game on Feb. 13 at CBJ ... Registered a point in three games over a four-game span from Feb. 21 vs. MTL to Feb. 26 vs. CBJ (one goal, two assists) ... Tallied a goal, was credited with two hits, and posted a plus-one rating on Mar. 28 at SJS ... Established playoff career-highs in plus/minus rating (plus-four), shorthanded goals (one), shorthanded assists (one), and shorthanded points (two), and tied playoff career-highs in goals (three), assists (three), and points (six) ... Led the NHL in shorthanded points, and tied for the NHL lead in shorthanded goals and shorthanded assists in the playoffs ... Led the Rangers in shorthanded points, tied for the team lead in shorthanded goals and shorthanded assists, tied for third in plus/minus rating, tied for fourth in goals and points, ranked fifth in hits (33), and tied for sixth in assists ... Led the Rangers with five points (two goals, three assists) on the road in the playoffs ... Registered three points (two goals, one assist) and posted a plus-five rating in the First Round against MTL; tied for the team lead in plus/minus rating, and tied for second on the Rangers in goals and points in the series ... Tallied a goal in two consecutive games in Game 4 vs. MTL on Apr. 18 and Game 5 at MTL on Apr. 20 ... Recorded his first career NHL playoff shorthanded goal in Game 5 at MTL on Apr. 20 ... Tied a single-game playoff career-high with two points (one goal, one assist) in Game 5 of the Second Round at OTT on May 6. **2015-16:** Established career-highs in games played (79), assists (20), plus/minus rating (plus-nine), and game-winning goals (three) ... Ranked fourth on the Rangers (min. 10 games played) - and led team forwards - in average shorthanded ice time (2:11) ... Ranked fourth on the team in even strength assists (20), ranked fifth in total shorthanded ice time (172:08), ranked sixth in takeaways (35), and tied for sixth in even strength points (30) ... Named the winner of the Players' Player Award, which is given annually to the Ranger; became the first European-born player to win the award since Reijo Ruotsalainen in 1984-85 ... Recorded his first career NHL game-winning goal on Nov. 10 vs. CAR ... Notched an assist while skating in his 100th career NHL game on Dec. 17 at MIN ... Established a single-game career-high with two assists on Jan. 25 vs. BUF ... Tallied his 20th assist/30th point of the season on Apr. 9 vs. DET ...

Notched one assist in five playoff games ... Ranked third on the Rangers in hits (19) and tied for third in blocked shots (six) in the playoffs ... Established a single-game playoff career-high and led all skaters with eight hits in Game 1 of the First Round at PIT on Apr. 13. **2014-15:** The Rangers earned at least one point in 42 of 55 games in which he played after he was recalled on Nov. 10 ... Was on the ice for only four power play goals against in 63:50 of ice time while shorthanded ... Tallied his first career NHL regular season point with an assist on Nov. 23 vs. MTL ... Recorded two points (one goal, one assist), including his first career NHL goal, and posted a plus-two rating on Nov. 29 vs. PHI ... The Rangers won 13 straight games in which he played from Dec. 8 vs. PIT to Jan. 10 at SJS; became the first Ranger to be on the winning side in 13 straight games in one season in the NHL's modern era (since 1943-44) ... Established playoff career-highs in games played (19), goals (three), assists (three), and points (six) ... Tied for fifth among NHL rookies in goals and points in the playoffs ... Tied for fifth on the Rangers in goals ... Was on the ice for one power play goal against in 18:21 of ice time while shorthanded in the playoffs ... Tied for second on the Rangers in assists (three) and points (four) in the Second Round against WSH ... Recorded his first career NHL playoff goal in Game 1 vs. WSH on Apr. 30 ... Tallied an assist on the game-winning goal in overtime in Game 5 vs. WSH on May 8 ... Posted his first career NHL multi-goal game and established a single-game playoff career-high with two points in Game 3 at TBL on May 20; became the first Rangers rookie to register a multi-goal game in the playoffs since Game 3 of the Eastern Conference Quarterfinals vs. NJD in 2008 (Dubinsky) and the first to do so on the road since Game 1 of the Patrick Division Semifinals at PHI in 1986 (Ridley). **2013-14:** Was credited with one shot on goal in 10:13 of ice time while making his NHL debut on Oct. 3 at PHX ... Tallied his first career NHL playoff point with an assist in his NHL playoff debut in Game 1 of the First Round vs. PHI on Apr. 17.

AHL CAREER: 2014-15: Tallied nine points (one goal, eight assists) in 11 games before being recalled by the Rangers on Nov. 10. **2013-14:** Tied for fourth in the AHL in game-winning goals (six). **2012-13:** Tallied his first professional point with a goal in his AHL debut on Apr. 5 vs. Springfield.

EUROPEAN CAREER: 2012-13: Established Swedish Hockey League (SHL) career-highs in games played (47), goals (18), assists (17),

points (35) and plus-minus rating (plus-13) ... Tied for the team lead in goals and ranked third in points ... Established playoff career-highs in assists (four), points (five), and plus-minus rating (plus-four). **2011-12:** Established playoff career-highs in games played (five) and goals (two). **2010-11:** Registered 16 points (seven goals, nine assists) in 36 games in his rookie season in the SHL ... Tallied three goals and seven assists for 10 points in six SuperElit games. **2009-10:** Established SuperElit career-highs in goals (23), assists (26), and points (49). **2008-09:** Established a SuperElit career-high in games played (37) ... Established playoff career-highs in games played (seven), goals (two), and points (three). **2007-08:** Tallied 15 goals and 11 assists for 26 points in 30 games with the HV71 U18 team.

INTERNATIONAL CAREER: 2011: Tallied four goals and two assists for six points, along with a plus-four rating in six games while representing Sweden at the 2011 IIHF World Junior Championship. **2010:** Tallied one goal and one assist four games with Sweden at the 2010 U20 USA National Junior Evaluation Camp at Lake Placid.

BACKGROUND: Nickname is "Quickie" ... His favorite hockey player as a kid was Daniel Alfredsson ... Since coming to the United States from Sweden, his favorite music is country ... Lists Liam Neeson as his favorite actor ... Married - wife, Amanda.

CAREER TRANSACTIONS: June 26, 2010 - Selected by the Rangers in the sixth round, 157th overall, of the 2010 NHL Entry Draft.



Jesper signs an autograph for a fan at the Rangers' annual Toy Drive to benefit Toys for Tots (above) and greets a youth hockey player prior to the start of a game last season (below).



CAREER STATISTICS

SEASON	TEAM	LEAGUE	REGULAR SEASON					PLAYOFFS				
			GP	G	A	PTS	PIM	GP	G	A	PTS	PIM
2007-08	HV71 J20	SuperElit	3	0	0	0	2	-	-	-	-	-
	HV71 J18	J18 Elit	30	15	11	26	14	-	-	-	-	-
2008-09	HV71 J20	SuperElit	37	7	7	14	16	7	2	1	3	6
	HV71 J18	J18 Elit	3	2	2	4	2	-	-	-	-	-
	Nassjo HC	Division 2	1	3	0	3	2	-	-	-	-	-
2009-10	HV71	SHL	2	0	0	0	0	-	-	-	-	-
	HV71 J20	SuperElit	37	23	26	49	10	3	0	2	2	0
2010-11	HV71	SHL	36	7	9	16	6	3	0	0	0	0
	HV71 J20	SuperElit	6	3	7	10	4	3	2	2	4	2
	Sweden	WJC	6	4	2	6	0	-	-	-	-	-
2011-12	HV71	SHL	21	5	11	16	4	5	2	1	3	0
2012-13	HV71	SHL	47	18	17	35	4	5	1	4	5	0
	Connecticut	AHL	1	1	0	1	2	-	-	-	-	-
2013-14	RANGERS	NHL	11	0	0	0	2	3	0	1	1	0
	Hartford	AHL	48	17	17	34	30	-	-	-	-	-
2014-15	RANGERS	NHL	58	6	8	14	8	19	3	3	6	2
	Hartford	AHL	11	1	8	9	2	-	-	-	-	-
2015-16	RANGERS	NHL	79	10	20	30	18	5	0	1	1	0
2016-17	RANGERS	NHL	68	6	15	21	16	12	3	3	6	0
2017-18	RANGERS	NHL	71	13	20	33	26	-	-	-	-	-
2018-19	RANGERS	NHL	66	8	12	20	26	-	-	-	-	-
NHL/NYR TOTALS			353	43	75	118	96	39	6	8	14	2

STATISTICAL BREAKDOWN

SEASON	PPG	SHG	GWG	+/-	S	S%	TF	F%	H	BS	MIN
2013-14	0	0	0	-5	7	0.0	0	0.0	20	7	11:17
2014-15	0	0	0	-1	52	11.5	20	20.0	102	28	11:48
2015-16	0	0	3	9	75	13.3	6	16.7	109	55	14:56
2016-17	0	0	1	6	56	10.7	44	38.6	99	44	13:48
2017-18	0	0	0	-10	80	16.3	38	36.8	130	44	14:53
2018-19	0	0	1	-3	80	10.0	20	35.0	120	47	15:43
TOTALS	0	0	5	-4	350	12.3	128	33.6	580	225	14:13

SCORING VS. NHL

TEAM	GP	G	A	PTS
ANA	10	1	1	2
ARI	9	1	2	3
BOS	13	1	3	4
BUF	15	3	7	10
CGY	9	1	2	3
CAR	20	4	8	12
CHI	10	1	0	1
COL	8	0	2	2
CBJ	15	1	3	4
DAL	8	0	1	1
DET	11	1	1	2
EDM	9	2	1	3
FLA	14	0	6	6
LAK	9	0	0	0
MIN	9	1	1	2
MTL	14	0	3	3
NSH	10	5	1	6
NJD	18	1	6	7
NYI	18	1	3	4
NYR	-	-	-	-
OTT	13	1	2	3
PHI	17	3	3	6
PIT	17	3	3	6
SJS	9	3	3	6
STL	8	0	1	1
TBL	12	2	3	5
TOR	8	0	0	0
VAN	9	1	6	7
VGK	3	1	1	2
WSH	20	3	2	5
WPG	8	2	0	2
TOTALS	353	43	75	118

CAREER HIGHLIGHTS

CAREER HIGHS (LAST TIME)	
GOALS	2 (3x), 12/29/18 at NSH
ASSISTS	2 (5x), 10/7/18 at CAR
POINTS	3 (2x), 12/29/18 at NSH (2G-1A)
PIM	4 (4x), 1/17/19 vs. CHI
SHOTS	6 (2x), 10/30/18 at SJS
PLUS/MINUS	3 (2x), 12/29/18 at NSH
ICE TIME	20:13, 12/2/18 vs. WPG
GOAL STREAK	3, 12/5/17 - 12/9/17 (3)
ASSIST STREAK	4, 3/17/18 - 3/24/18 (4)
POINT STREAK	8, 3/8/18 - 3/24/18 (3G-7A)

NHL FIRSTS

GAME	10/3/13 at PHX
GOAL	11/29/14 vs. PHI (Emery)
ASSIST	11/23/14 vs. MTL

CAREER PENALTY SHOTS (1)

DATE	OPPONENT	GOALTENDER (RESULT)
2/21/16	DET	Howard (Save)

RANGERS RECORDS

Consecutive (personal) games in lineup which the Rangers won - 13
 Consecutive Players' Player Awards - 4 (tied with Leetch and Ratelle)

RANGERS AWARDS

Players' Player Award - 2015-16, 2016-17, 2017-18, 2018-19
 Lars-Erik Sjoberg Award (Best Rookie of Training Camp) - 2013

BY THE NUMBERS

Has worn three jersey numbers in the regular season with the Rangers: 12, 19, 17

Is the last Ranger who wore jersey No. 19 - wore it for three seasons (2014-15 - 2016-17) before it was retired for Jean Ratelle

Also wore jersey No. 31 during the pre-season in 2013-14 and jersey No. 91 during the pre-season in 2014-15



ALEXANDAR GEORGIEV

GOALTENDER

40

HEIGHT 6'1" WEIGHT 178 CATCHES LEFT BORN FEB 10, 1996 BIRTHPLACE RUSE, BULGARIA

CAREER HIGHLIGHTS: 2018-19: Ranked second among NHL rookie goaltenders in appearances (33) and saves (966), tied for second in shutouts (two), ranked fourth in wins (14), and ranked fifth (min. 10 appearances) in SV% (.914) ... Led all NHL goaltenders (min. 20 appearances) in SV% while his team was short-handed (.913 SV%; 146 saves on 160 shots while the Rangers were on the penalty kill) ... Led NHL rookie goaltenders in assists/points (two); tied for eighth among all NHL goaltenders in assists/points ... Made at least 30 saves in 18 of 33 appearances; also allowed two goals or fewer in 18 appearances ... Posted a 7-3-3 record, along with a 2.23 GAA, a .931 SV%, and 1 SO in 14 appearances at MSG; ranked third among NHL goaltenders (min. 10 home appearances) in SV% at home during the season ... Earned a win in three consecutive appearances from Oct. 23 vs. FLA to Nov. 10 at CBJ; registered a win in a shootout in two consecutive appearances on Nov. 1 at ANA and Nov. 10 at CBJ ... Stopped 36 of 38 shots he faced to earn his first win of the season on Oct. 23 vs. FLA ... Made 28 saves in regulation/overtime and stopped both shooters he faced in the shootout to earn a win on Nov. 1 at ANA; named the game's First Star ... Tallied his first career NHL assist/point on Nov. 15 at NYI ... Stopped all 29 shots he faced to earn a win and his first career NHL shutout on Nov. 21 vs. NYI; became the first Bulgarian-born goaltender to earn a shutout in NHL history ... Posted his second three-game winning streak of the season from Feb. 6 vs. BOS to Feb. 15 at BUF (1.95 GAA and .950 SV%) ... Made a single-game career-high 55 saves, stopped all 23 shots he faced while the Rangers were shorthanded, made 21 saves in the first period, and stopped all 34 shots he faced over the final two periods to earn a win while celebrating his 23rd birthday on Feb. 10 vs. TOR; the 55 saves were the second-most a Rangers goaltender has made in a game since saves were first tracked in 1955-56 (Richter - 59 on Jan. 31, 1991 at VAN) and were also the most a Rangers goaltender has made in a game which the team has won since saves were first tracked ... His 55 saves were the most a Rangers goaltender

has made in a game at MSG since saves were first tracked ... Became the seventh Rangers goaltender to make at least 50 saves in a game (Worsley, Plante, Villemure, Hanlon, Richter, Lundqvist) ... His 55 saves were the most any NHL goaltender made in a game during the season ... Stopped 31 of 33 shots and earned a win on Feb. 15 at BUF; made his 20th appearance of the season, becoming the fourth Rangers goaltender to appear in at least 20 games in a season as a rookie since 1991-92 (Cloutier, Blackburn, Lundqvist) ... Stopped 37 of 39 shots he faced in regulation/overtime, including all 20 shots he faced in the second period, on Mar. 3 vs. WSH; named the game's Second Star ... Stopped 31 of 32 shots he faced and was named the game's Third Star on Mar. 5 at DAL ... Made 44 saves and earned a win on Mar. 23 at TOR; became the first Rangers goaltender since expansion (1967-68) to earn two 40-save wins against one opponent in the same season ... Posted a career-high shutout streak of 147:23 over a span of three games from Mar. 29 vs. STL to Apr. 5 vs. CBJ; made 94 consecutive saves over the span, which is the longest consecutive saves streak by a Rangers goaltender since the start of the 1997-98 season ... Made 44 saves and earned a win while appearing in his 30th game of the season on Mar. 29 vs. STL; made at least 40 saves in a game for the sixth time in his NHL career, and the six 40-save games are the second-most by a Rangers rookie goaltender in franchise history (Richter - seven) ... Stopped all 29 shots he faced to earn his second shutout of the season on Mar. 31 at PHI. **2017-18:** Posted a 4-4-1 record, along with a .918 SV% in 10 appearances with the Rangers ... Stopped 38 of 40 shots he faced while making his NHL debut on Feb. 22 at MTL; became the first Rangers goaltender to make at least 38 saves in his NHL debut since shots on goal and saves were first tracked in 1955-56 ... Became the first Bulgarian-born player to appear in a game in NHL history and the first goaltender of Russian nationality to appear in a game with the Rangers in franchise history ... Became the first player to wear jersey No. 90 in a regular season game in fran-





chise history (switched to jersey No. 40 following the acquisition of Vladislav Namestnikov on Feb. 26) ... Made 33 saves on Feb. 23 vs. MIN ... Made 35 saves, and stopped all 15 shots he faced in the third period, to earn his first career NHL win on Mar. 3 at EDM ... Stopped 13 of 14 shots he faced after entering the game in relief on Mar. 8 at TBL ... Made 41 saves and earned his second career NHL win on Mar. 12 vs. CAR; became the first Rangers rookie goaltender to make at least 40 saves in a game since Dan Blackburn on Apr. 13, 2002 ... Stopped 37 of 40 shots he faced, and made a penalty shot save on Evgeni Malkin with 10.7 seconds remaining in regulation, to earn a win on Mar. 14 vs. PIT; became the first Rangers rookie goaltender to face a penalty shot attempt (and make a save on a penalty shot) since Mike Richter in 1989-90 ... Became the first Rangers goaltender to make at least 30 saves in each of his first five career NHL starts in franchise history (since shots were first tracked in 1955-56) ... Made a single-game season-high 43 saves and earned a win on Mar. 24 vs. BUF.

AHL CAREER: 2018-19: Appeared in 11 games with the Wolf Pack ... Made 25 saves and earned a win in his first AHL appearance of the season on Oct. 19 at Belleville ... Stopped 32 of 34 shots he faced on Jan. 19 vs. Springfield. **2017-18:** Posted a 14-13-7 record, along with a 2.98 GAA, a .909 SV%, and two SO ... Ranked sixth among qualified AHL rookie goaltenders in SV% during the season ... Posted an 8-0-1 record, along with a 1.76 GAA, a .948 SV%, and two SO in his last nine AHL appearances prior to being recalled by the Rangers on Feb. 10; ranked fifth among qualified AHL rookie goaltenders in SV% at the time he was recalled by the Rangers (.908) ... Made his AHL debut on Oct. 6 vs. Charlotte ... Stopped 41 of 43 shots he faced on Oct. 21 at Wilkes-Barre/Scranton ... Made 27 saves and earned his first career AHL win on Oct. 28 at Lehigh Valley ... Stopped 43 of 44 shots he faced and earned a win on Nov. 11 at Bridgeport ... Earned a win in five consecutive appearances from Jan. 19 vs. Utica to Jan. 27 vs. Charlotte ... Stopped all 43 shots he faced to earn a win and his first career AHL shutout on Jan. 21 vs. Wilkes-Barre/Scranton ... Made 38 saves to earn a win and shutout on Jan. 27 vs. Charlotte ... Made a single-game season-high 48 saves on Feb. 2 at Providence ... Stopped 43 of 46 shots he faced in regulation/overtime and stopped two of three shooters he faced in the shootout to earn a win on Feb. 9 at Syracuse ... Stopped 46 of 48 shots he faced on Apr. 8 vs. Springfield.

EUROPEAN CAREER: 2016-17: Established

Liiga career-bests in appearances (27), wins (13), GAA (1.70), and SV% (.923), and tied his career-high in shutouts (two) ... Led Liiga in GAA, tied for fifth in the league in SV%, and tied for ninth in the league in wins ... Allowed two goals or fewer in 22 of 27 appearances, including each of his first 11 appearances ... Earned at least one point in each of his first five decisions (4-0-1 record) ... Stopped all 13 shots he faced to earn a win and a shutout on Dec. 30 against SaiPa ... Stopped 25 of 26 shots he faced on Jan. 3 against Jukurit ... Made 24 saves and earned a win/shutout on Jan. 11 against Assat ... Made a single-game season-high, 31 saves on Feb. 18 against HPK ... Appeared in one playoff game and in two games as part of the Champions Hockey League (CHL) with TPS Turku ... Posted a 1.00 GAA and a .958 SV% in two CHL appearances with TPS Turku. **2015-16:** Split the season between TPS, TPS' junior team, and SaPKo in Mestis ... Registered a 2.28 GAA, a .915 SV%, and one SO in 10 appearances with TPS in Liiga ... Allowed two goals or fewer in nine of 10 appearances, including one goal or fewer in five appearances ... Stopped 14 of 15 shots he faced and earned a win while making his season debut in Liiga on Sept. 18 against Sport ... Stopped all 24 shots he faced to earn a win and a shutout on Oct. 13 against Sport ... Made 28 saves and earned a win on Oct. 22 against SaiPa ... Made a single-game season-high, 32 saves on Nov. 21 against Koo-Koo ... Appeared in two playoff games and one Champions Hockey League game with TPS ... Made his Liiga playoff debut on Mar. 19 against Karpat ... Posted a 2.85 GAA and a .905 SV% in nine appearances with TPS' junior team in Jr. Liiga ... Registered a 2.49 GAA and a .907 SV% in 13 appearances with SaPKo in Mestis. **2014-15:** Split the season between TPS in Liiga and TPS' junior team ... Registered a 2.25 GAA and a .920 SV% in 25 regular season appearances with TPS' junior team ... Posted a 2.60 GAA and a .909 SV% in 12 playoff appearances while helping TPS' junior team win the Jr. Liiga Championship ... Appeared in 14 games with TPS, posting a 2.21 GAA, a .917 SV%, and two shutouts ... Established a Liiga career-high in shutouts ... Allowed two goals or fewer in 11 of 14 appearances ... Stopped 24 of 27 shots he faced while making his debut in Liiga on Jan. 2 against Tappara ... Allowed two goals or fewer in six consecutive appearances from Jan. 30 against Pelicans to Feb. 21 against Sport (eight goals allowed in the six contests) ... Posted a shutout in two consecutive appearances on Feb. 12 against HPK and Feb. 14 against Assat (57 saves over the two contests) ... Made a single-game Liiga career-high, 39 saves on Feb. 26 against SaiPa.

INTERNATIONAL CAREER: 2019: Posted a 2-0-0 record, along with a 0.00 GAA, a 1.000 SV%, and 2 SO in two appearances while representing Russia at the 2019 IIHF World Championship ... Stopped all 46 shots he faced in the tournament ... Was named Russia's Best Player of the Game in both of his appearances ... Became the second goaltender in the history of the Russian/Soviet National Team to record a shutout in each of his first two career appearances at the IIHF World Championship. **2016:** Posted a 3-1 record, along with a 2.52 GAA in five appearances while helping Russia earn a silver medal at the 2016 IIHF World Junior Championship ... Stopped 24 of 25 shots he faced in regulation and overtime and stopped

all three shooters he faced in the shootout while making his first appearance of the tournament on Dec. 26 against the Czech Republic.

BACKGROUND: Nicknames are "George" and "Sasha" ... Was a huge fan of the Los Angeles Lakers and Kobe Bryant growing up ... Enjoys playing basketball, ping pong, and chess ... Lists Ironman as his favorite superhero ... Lists Eminem as the most played artist on his iPod ... Single.

CAREER TRANSACTIONS: **July 19, 2017** - Signed by the Rangers as an undrafted free agent.



Alex gives his game-worn jersey to a fan as part of the team's "Blueshirts Off Our Backs" ceremony (above) and greets a youth hockey goaltender prior to the start of a game last season (below).



CAREER STATISTICS

REGULAR SEASON

SEASON	TEAM	LEAGUE	GP	W	L	T	OT	SO	GA	SA	GAA	SV%	MIN	A	PIM
2014-15	TPS	Liiga	14	2	7	-	2	2	28	339	2.21	.917	759	0	0
	TPS U20	Jr. Liiga	25	-	-	-	-	-	-	-	2.25	.920	-	-	-
2015-16	TPS	Liiga	10	3	4	-	0	1	15	176	2.28	.915	395	0	4
	TPS U20	Jr. Liiga	9	-	-	-	-	-	-	-	2.85	.905	-	-	-
	SaPKo	Mestis	13	-	-	-	-	-	-	-	2.49	.907	-	-	-
	Russia	WJC	5	3	1	-	0	0	13	128	2.52	.898	310	-	-
2016-17	TPS	Liiga	27	13	8	-	4	2	44	571	1.70	.923	1,555	0	4
2017-18	RANGERS	NHL	10	4	4	-	1	0	27	331	3.15	.918	515	0	0
	Hartford	AHL	37	14	13	-	7	2	103	1,138	2.98	.909	2,076	0	4
2018-19	RANGERS	NHL	33	14	13	-	4	2	91	1,057	2.91	.914	1,874	2	2
	Hartford	AHL	11	2	9	-	0	0	38	324	3.66	.883	624	0	4
	Russia	WC	2	2	0	-	0	2	0	46	0.00	1.000	120	0	2
NHL/NYR TOTALS			43	18	17	-	5	2	118	1,388	2.96	.915	2,389	2	2

PLAYOFFS

SEASON	TEAM	LEAGUE	GP	W	L	SO	GA	SA	GAA	SV%	MIN
2014-15	TPS U20	Jr. Liiga	12	-	-	-	-	-	2.60	.909	-
2015-16	TPS	Liiga	2	0	1	0	5	35	3.78	.857	79
2016-17	TPS	Liiga	1	0	0	0	0	0	0.00	.000	2

RECORD VS. NHL

TEAM	GP	W	L	OT	GA	GAA	SV%	SO
ANA	2	2	0	0	3	1.44	.933	0
ARI	1	0	0	0	0	0.00	1.000	0
BOS	1	1	0	0	3	2.77	.900	0
BUF	2	2	0	0	3	1.50	.961	0
CGY	1	0	1	0	5	5.00	.844	0
CAR	2	1	1	0	10	5.07	.880	0
CHI	0	0	0	0	0	0.00	.000	0
COL	1	0	1	0	6	6.00	.872	0
CBJ	3	1	1	1	13	4.18	.891	0
DAL	1	0	1	0	1	1.01	.969	0
DET	0	0	0	0	0	0.00	.000	0
EDM	2	1	0	1	5	2.49	.929	0
FLA	1	1	0	0	2	2.00	.947	0
LAK	0	0	0	0	0	0.00	.000	0
MIN	1	0	1	0	4	4.00	.892	0
MTL	2	0	2	0	7	3.55	.914	0
NSH	0	0	0	0	0	0.00	.000	0
NJD	1	1	0	0	2	2.00	.905	0
NYI	3	2	1	0	2	0.87	.967	1
NYR	-	-	-	-	-	-	-	-
OTT	0	0	0	0	0	0.00	.000	0
PHI	3	1	2	0	5	1.70	.940	1
PIT	5	2	2	0	18	4.19	.890	0
SJS	0	0	0	0	0	0.00	.000	0
STL	2	1	0	1	6	2.97	.924	0
TBL	2	0	0	1	5	3.38	.886	0
TOR	3	2	1	0	6	2.01	.956	0
VAN	0	0	0	0	0	0.00	.000	0
VGK	1	0	1	0	3	3.06	.900	0
WSH	3	0	2	1	9	4.06	.875	0
WPG	0	0	0	0	0	0.00	.000	0
TOTALS	43	18	17	5	118	2.96	.915	2

CAREER HIGHLIGHTS

CAREER HIGHS (LAST TIME)

SHOTS FACED	56, 2/10/19 vs. TOR
SAVES	55, 2/10/19 vs. TOR
WIN STREAK	3 (3x), 2/6/19 - 2/15/19
SHUTOUT STREAK	147:23, 3/29/19 - 4/5/19
POINT STREAK	4 (2x), 3/29/19 - 4/6/19 (3-0-1)

NHL FIRSTS

GAME	2/22/18 at MTL (1-3)
WIN	3/3/18 at EDM (3-2)
SHUTOUT	11/21/18 vs. NYI (5-0)

NHL RECORDS

First Bulgarian-born player in NHL history

RANGERS RECORDS

Saves by a Rangers goaltender in a game the Rangers won - 55
Saves by a Rangers goaltender in a game at MSG - 55
Saves by a Rangers goaltender in his NHL debut - 38

BY THE NUMBERS

Was the first player who wore jersey No. 90 in a regular season game in Rangers history

CAREER SHOOTOUTS

W	L	SA	GA	SV%
3	2	20	7	.650

CAREER SHUTOUTS (2)

DATE	OPPONENT	SCORE	SAVES
11/21/18	NYI	5-0	29
3/31/19	at PHI	3-0	29

40 OR MORE SAVE GAMES (6; 5-1-0)

DATE	OPPONENT	RESULT	SAVES
3/12/18	CAR	6-3	41
3/24/18	BUF	5-1	43
1/4/19	at COL	1-6	41
2/10/19	TOR	4-1	55
3/23/19	at TOR	2-1	44
3/29/19	STL	4-2	44

CAREER PENALTY SHOTS (1)

DATE	OPPONENT	PLAYER (RESULT)
3/14/18	PIT	Evgeni Malkin (Save)



BRETT HOWDEN

CENTER

21

HEIGHT 6'3" WEIGHT 197 SHOOTS LEFT BORN MAR 29, 1998 BIRTHPLACE CALGARY, AB

CAREER HIGHLIGHTS: 2018-19: Ranked fourth among NHL rookies in faceoff wins (353) and faceoffs taken (729); his 353 faceoff wins were the fourth-most in one season by a Rangers rookie since the NHL began to track the statistic in 1997-98 ... Was one of two NHL rookie forwards (and one of five NHL rookies) who averaged at least 1:00 of power play ice time and 1:00 of shorthanded ice time per game ... Ranked sixth among NHL rookie forwards (min. 20 games played) in average ice time (14:56) ... Tied for 13th among NHL rookies in assists (17) ... Ranked third on the Rangers in faceoff wins ... Won six of eight faceoffs (75.0%) while making his NHL debut on Oct. 4 vs. NSH ... Posted a three-game point streak from Oct. 6 at BUF to Oct. 11 vs. SJS (two goals, one assist) ... Registered his first career NHL goal/point, won 10 of 16 faceoffs (62.5%), and posted a plus-one rating while skating in his second career NHL game on Oct. 6 at BUF ... Tallied his first career NHL assist on Oct. 7 at CAR ... Recorded a goal, led the Rangers with eight faceoff wins (8-for-13; 61.5%), and posted a plus-two rating on Oct. 11 vs. SJS; selected as the game's Second Star ... Registered a point in four games over a five-game span from Oct. 25 at CHI to Nov. 4 vs. BUF (one goal, four assists over the span) ... Posted his first career multi-point game in the NHL by registering two points (one goal, one assist), tied for the game-high with five shots on goal, and led the Rangers with 10 faceoff wins (10-for-17; 58.8%) on Nov. 1 at ANA ... Recorded his first career NHL game-winning goal on Nov. 12 vs. VAN ... Notched an assist and won seven of 10 faceoffs (70.0%) on Nov. 24 vs. WSH ... Tallied an assist, won five of seven faceoffs (71.4%), and posted a plus-one rating on Dec. 18 vs. ANA ... Led all skaters with 13 faceoff wins (13-for-19; 68.4%) on Jan. 8 at VGK; his 13 faceoff wins were the second-most an NHL rookie recorded in a game during the season, and he became the third Rangers rookie to win at least 13 faceoffs in a game since the NHL began tracking the statistic in 1997-98 (along with York and Malhotra) ... Tallied a goal, was credited with three hits, and posted a plus-one rating on Mar. 11 at EDM ... Posted a career-high

four-game point streak from Mar. 27 at BOS to Apr. 1 at NJD (one goal, four assists), including a career-high three-game assist streak from Mar. 27 at BOS to Mar. 31 at PHI (four assists) ... Notched an assist on the game-winning goal while playing on his 21st birthday on Mar. 29 vs. STL ... Posted his first career multi-assist game and his second career multi-point game in the NHL, tallying two assists on Mar. 31 at PHI ... Registered a goal and logged 16:20 of ice time on Apr. 1 at NJD.

AHL CAREER: 2016-17: Registered four points (three goals, one assist) in five games with Syracuse ... Made his AHL debut on Apr. 7 at Binghamton ... Tallied his first career AHL goal/point while skating in his second career AHL game on Apr. 8 vs. Albany ... Notched his first career AHL assist on Apr. 12 at Utica ... Recorded two assists in three playoff contests ... Tallied his first career AHL playoff assist/point in his AHL playoff debut on Apr. 21 at St. John's.



JUNIOR CAREER: 2017-18: Established WHL career-highs in assists (51), points per game (1.53), plus/minus rating (plus-28), and game-winning goals (five) ... Ranked 12th in the WHL in points per game ... Served as Moose Jaw's captain for the second consecutive season ... Represented the WHL All-Stars in the 2017 Canada Russia Series; tallied two points (one goal, one assist) in one game during the series ... Posted 24 multi-point games, including 11 three-point games ... Tallied five points (three goals, two assists) and posted a plus-six rating on Jan. 12 vs. Edmonton ... Established WHL playoff career-highs in games played (14) and goals (seven), and tied his playoff career-high in points (15) ... Ranked second on Moose Jaw in goals and points, and ranked third on the team in assists in the playoffs (eight) ... Six of his seven goals in the playoffs either gave Moose Jaw the lead or tied the game, and four of his seven playoff goals were scored in either the third period or overtime. **2016-17:** Established WHL career-highs in goals (38), points (81), and power play goals (10) ... Ranked 13th in the WHL in goals ... Tied for the team lead in power play



goals, ranked second on Moose Jaw in goals and points, ranked third in assists (43) and plus/minus rating (plus-14), and tied for fourth in game-winning goals (four) ... Recorded three points (two goals, one assist) in seven play-off games. **2015-16:** Registered 64 points (24 goals, 40 assists) in 68 games with Moose Jaw ... Participated in the CHL Top Prospects Game ... Ranked fourth on Moose Jaw in goals and points, and ranked fifth on the team in assists ... Registered 15 points (four goals, 11 assists) in 10 playoff games; established WHL playoff career-highs in assists and points ... Led Moose Jaw in assists and tied for third on the team in points in the playoffs. **2014-15:** Recorded 46 points (22 goals, 24 assists) in 68 games during his rookie season in the WHL with Moose Jaw ... Ranked third among WHL rookies in goals and ranked fifth among WHL rookies in points.

MIDGET CAREER: 2013-14: Registered 58 points (24 goals, 34 assists) in 38 games with the Eastman Selects Midget AAA team in the Manitoba AAA Midget Hockey League (MMHL) ... Named to the MMHL First All-Star Team ... Recorded 14 points (five goals, nine assists) in 12 playoff games. **2012-13:** Recorded 24 points (11 goals, 13 assists) in 30 games with the Eastman Selects Midget AAA team.

INTERNATIONAL CAREER: 2018: Registered seven points (three goals, four assists) and a plus-nine rating in seven games while helping Canada earn a gold medal at the 2018 IIHF World Junior Championship. **2016:** Tallied eight

points (five goals, three assists) in six games at the 2016 IIHF U18 World Championship ... Was named one of the Top Three Players on his Team in the tournament. **2015:** Tallied one assist in five games while helping Canada earn a gold medal at the 2015 Ivan Hlinka Memorial Tournament ... Served as Canada's captain in the tournament ... Recorded three points (two goals, one assist) in three games while helping Canada earn a bronze medal at the 2015 IIHF U18 World Championship. **2014:** Tallied three points (two goals, one assist) in five games as a member of the Canada-White team at the 2014 World U17 Hockey Challenge.

BACKGROUND: Nicknames are "Howdy" and "Howds" ... His brother, Quinton, was also selected in the first round of the NHL Entry Draft (Florida in 2010) ... Lists "Friends" as his favorite TV show ... His favorite passion besides hockey is golf ... His hidden talent is that he can play the guitar, and he is self-taught ... Lists Justin Timberlake as the person he would trade places with for a day, and says Timberlake is also the person who would play him in a movie ... Single.

CAREER TRANSACTIONS: June 24, 2016 – Selected by Tampa Bay in the first round, 27th overall, of the 2016 NHL Entry Draft. **February 26, 2018** – Acquired by the Rangers, along with Vladislav Namestnikov, Libor Hajek, a first-round pick in the 2018 NHL Entry Draft (Nils Lundkvist), and a second-round pick in the 2019 NHL Entry Draft (Karl Henriksson), in exchange for Ryan McDonagh and J.T. Miller.



Brett was one of several current Rangers who were on the ice with kids during the Junior Rangers Youth Hockey Camp in the summer.

CAREER STATISTICS

SEASON	TEAM	LEAGUE	REGULAR SEASON					PLAYOFFS				
			GP	G	A	PTS	PIM	GP	G	A	PTS	PIM
2012-13	Eastman Selects	MMHL	30	11	13	24	16	-	-	-	-	-
2013-14	Moose Jaw	WHL	5	1	0	1	2	-	-	-	-	-
	Eastman Selects	MMHL	38	24	34	58	38	12	5	9	14	20
2014-15	Moose Jaw	WHL	68	22	24	46	24	-	-	-	-	-
	Canada	WJC-18	3	2	1	3	0	-	-	-	-	-
	Canada-White	WHC-17	5	2	1	3	4	-	-	-	-	-
2015-16	Moose Jaw	WHL	68	24	40	64	61	10	4	11	15	4
	Canada	WJC-18	6	5	3	8	8	-	-	-	-	-
2016-17	Moose Jaw	WHL	58	38	43	81	73	7	2	1	3	12
	Syracuse	AHL	5	3	1	4	2	3	0	2	2	0
2017-18	Moose Jaw	WHL	49	24	51	75	42	14	7	8	15	8
	Canada	WJC	7	3	4	7	4	-	-	-	-	-
2018-19	RANGERS	NHL	66	6	17	23	14	-	-	-	-	-
NHL/NYR TOTALS			66	6	17	23	14	-	-	-	-	-

STATISTICAL BREAKDOWN

SEASON	PPG	SHG	GWG	+/-	S	S%	TF	F%	H	BS	MIN
2018-19	0	0	1	-16	74	8.1	729	48.4	64	47	14:56
TOTALS	0	0	1	-16	74	8.1	729	48.4	64	47	14:56

SCORING VS. NHL

TEAM	GP	G	A	PTS
ANA	2	1	2	3
ARI	2	0	0	0
BOS	2	0	1	1
BUF	2	1	1	2
CGY	2	0	0	0
CAR	2	0	1	1
CHI	2	0	1	1
COL	2	0	0	0
CBJ	4	0	1	1
DAL	2	0	1	1
DET	3	0	2	2
EDM	2	1	0	1
FLA	3	0	0	0
LAK	1	0	1	1
MIN	1	0	0	0
MTL	1	0	0	0
NSH	2	0	0	0
NJD	2	1	0	1
NYI	4	0	1	1
NYR	-	-	-	-
OTT	3	0	0	0
PHI	4	0	2	2
PIT	3	0	0	0
SJS	2	1	0	1
STL	2	0	1	1
TBL	1	0	0	0
TOR	2	0	0	0
VAN	2	1	0	1
VGK	2	0	0	0
WSH	3	0	2	2
WPG	1	0	0	0
TOTALS	66	6	17	23

CAREER HIGHLIGHTS

CAREER HIGHS (LAST TIME)

GOALS	1 (6x), 4/1/19 at NJD
ASSISTS	2, 3/31/19 at PHI
POINTS	2 (2x), 3/31/19 at PHI (2A)
PIM	2 (7x), 4/1/19 at NJD
SHOTS	5 (2x), 12/31/18 at STL
PLUS/MINUS	2 (3x), 3/31/19 at PHI
ICE TIME	19:38, 11/9/18 at DET
GOAL STREAK	N/A
ASSIST STREAK	3, 3/27/19 - 3/31/19 (4)
POINT STREAK	4, 3/27/19 - 4/1/19 (1G-4A)

NHL FIRSTS

GAME	10/4/18 vs. NSH
GOAL	10/6/18 at BUF (Hutton)
ASSIST	10/7/18 at CAR



CHRIS KREIDER

LEFT WING

20

HEIGHT **6'3"** WEIGHT **217** SHOOTS **LEFT** BORN **APR 30, 1991** BIRTHPLACE **BOXFORD, MA**

CAREER HIGHLIGHTS: 2018-19: Established career-highs in average ice time (17:24) and shots on goal (201), and tied career-highs in goals (28) and power play goals (seven); was one assist and one point shy of tying his career-high in both categories ... Was one of three NHL players who registered at least 28 goals and 150 hits (Ovechkin, E. Kane); since the NHL began to track real-time stats in 1997-98, is one of three Rangers who recorded at least 28 goals and 150 hits in the same season (Graves – 1998-99; Callahan – 2011-12) ... Tied for third in the NHL in goals on tipped shots (eight) ... Led the Rangers in even strength goals (21), ranked second in goals, points (52), shots on goal, plus/minus rating (plus-four), and hits (159), and was tied for second in power play goals ... Named an alternate captain at the start of the season ... The Rangers posted a 12-4-8 record in games which he tallied a goal, as well as a 20-8-9 record in games which he recorded a point ... Registered 20 points (12 goals, eight assists) in a 20-game span from Oct. 7 at CAR to Nov. 21 vs. NYI ... Tallied two goals on Oct. 7 at CAR ... Recorded two points (one goal, one assist) and tied for the game-high with six shots on goal on Oct. 17 at WSH ... Registered two goals and tied a single-game career-high with a plus-three rating on Oct. 30 at SJS ... Posted a four-game point streak from Nov. 10 at CBJ to Nov. 17 vs. FLA (four goals, three assists) ... Posted two consecutive multi-point games on Nov. 15 at NYI (two goals) and Nov. 17 vs. FLA (one goal, two assists) ... Skated in his 400th career NHL game (as well as his 400th career game as a Ranger) on Nov. 15 at NYI ... Tallied two points (one goal, one assist), including an assist on the game-winning goal, tied for the game-high with five shots on goal, and tied a single-game career-high with a plus-three rating in 20:25 of ice time on Nov. 21 vs. NYI ... Tied a career-high with a five-game point streak from Dec. 22 at TOR to Dec. 31 at STL (five goals, three assists) and established a career-high with a four-game goal streak from Dec. 22 at TOR to Dec. 29 at NSH ... Registered two goals on Dec. 27 vs. CBJ ... Tallied three points (one goal, two assists), including his



20th goal of the season, and tied a single-game career-high with a plus-three rating on Dec. 29 at NSH; registered 20 or more goals in a season for the fourth time in the last five seasons, and is the only Ranger who has recorded at least 20 goals in four different seasons since 2014-15 ... Posted a three-game point streak from Jan. 13 at CBJ to Jan. 17 vs. CHI (two goals, three assists) ... Posted a three-game point streak from Jan. 31 at NJD to Feb. 4 vs. LAK (one goal, two assists) ... Notched an assist while skating in a single-game career-high 23:18 of ice time on Feb. 2 vs. TBL ... Tallied two assists and posted a plus-two rating on Feb. 10 vs. TOR ... Recorded two points (one goal, one assist), including the game-winning goal, tied for the game-high with five shots on goal, and posted a plus-two rating on Feb. 23 vs. NJD ... Recorded a goal 21 seconds into the game on Feb. 24 at WSH ... Tallied a goal on Mar. 29 vs. STL; registered his 50th point of the season, marking the second time he reached the 50-point plateau in his career ... Tallied his 28th goal of the season, tying his career-high, and posted a plus-two rating in 20:22 of ice time on Apr. 5 vs. CBJ. **2017-18:** Tied his career-high in power play goals (seven) ... Ranked second on the Rangers in power play goals, tied for fourth in power play points (12), ranked sixth in points (37), and tied for sixth in goals (16) and assists (21) ... The Rangers posted a 17-8-3 record in games which he registered a point, including an 11-3-0 record in games which he tallied a goal ... Was named the Rangers' nominee for the Bill Masterton Trophy, which is awarded annually to the NHL player who "best exemplifies the qualities of perseverance, sportsmanship and dedication to hockey" ... At the time of his injury on Dec. 27, he led the Rangers in hits (75), was tied for the team lead in power play goals (five), ranked second in shots on goal (91), was tied for second in goals (11), and was tied for fourth in points (22) ... Tallied two assists and posted a plus-one rating on Oct. 7 at TOR ... Registered a goal/point in five games over an eight-game span from Oct. 21 vs. NSH to Nov. 6 vs. CBJ (five goals) and tallied a goal in two consecutive games on Oct. 31 vs. VGK and Nov. 2



at TBL ... Posted a three-game point streak from Nov. 19 vs. OTT to Nov. 24 vs. DET (three goals, one assist) ... Tallied two goals and registered four shots on goal on Nov. 22 at CAR ... Registered three points (two goals, one assist) and posted a plus-two rating on Nov. 28 vs. FLA ... Recorded his 100th career NHL assist, which was an assist on the game-winning goal, on Dec. 5 at PIT ... Posted a three-game point streak from Dec. 13 at OTT to Dec. 16 at BOS (one goal, two assists) ... Tallied an assist, which was his 200th career NHL point, and posted a plus-one rating on Dec. 13 at OTT ... Registered his 100th career NHL goal on Dec. 15 vs. LAK ... Tallied 15 points (five goals, 10 assists) in the final 19 games of the season, including 11 points (four goals, seven assists) in the final 12 games of the season ... Posted a three-game point streak from Feb. 28 at VAN to Mar. 3 at EDM (one goal, two assists); all three points were primary points ... Tied a career-high with a five-game point streak from Mar. 14 vs. PIT to Mar. 24 vs. BUF (three goals, seven assists); posted three multi-point games over the span ... Established a single-game career-high with four points (one goal, three assists), tied a single-game career-high with three assists, registered the primary assist on the game-tying goal in the third period and the game-winning goal in overtime, and posted a plus-two rating on Mar. 14 vs. PIT; recorded all four points in a span of 14:11 from 8:42 of the third period to 2:53 of overtime ... Tallied two assists and posted a plus-one rating in 18:59 of ice time on Mar. 17 at STL ... Registered a power play goal and recorded three shots on goal on Mar. 20 vs. CBJ ... Recorded two points (one goal, one assist), including a power play goal, on Mar. 24 vs. BUF. **2016-17:** Established career-highs in goals (28), points (53), power play assists (seven), and power play points (13), and tied his career-high in assists (25) ... Was one of five NHL players who registered at least 28 goals and 130 hits (Ovechkin, Simmonds, PavelSKI, and Lee) ... Led the Rangers in goals, tied for the team lead in power play goals (six), tied for third in game-winning goals (four), and ranked fourth in points and shots on goal (186); also led the team in games with a goal (24) ... Posted a four-game assist/point streak over the first four games of the season from Oct. 13 vs. NYI to Oct. 19 vs. DET (three goals, four assists) ... Posted a three-game goal streak over the first three games of the season from Oct. 13 vs. NYI to Oct. 17 vs. SJS ... Posted a multi-point game in each of the first three games of the season (one goal and one assist in each of the three contests); became the first Ranger to register six points in the first three games of a season since Leetch in 1992-93 and

the first Ranger to post a multi-point game in each of the first three games of a season since Nicholls in 1990-91 ... Tallied two assists, including one on the game-winning goal, on Nov. 1 vs. STL ... Registered 16 points (11 goals, five assists) and a plus-eight rating in 15 games in December; tied for the NHL lead in goals in December (tied with Crosby) ... Tied for 14th in the NHL in goals from Dec. 1 until the end of the regular season (24) ... Recorded two goals, including the game-winning goal, and posted a plus-two rating on Dec. 3 vs. CAR ... Tallied two points (one goal, one assist), including the game-winning goal, on Dec. 11 vs. NJD ... Posted a four-game point streak from Dec. 23 vs. MIN to Dec. 31 at COL (six goals, two assists) ... Established a single-game career-high with eight shots on goal, registered three points (two goals, one assist) and posted a plus-three rating on Dec. 23 vs. MIN ... Selected as the NHL's Second Star of the Week for the week ending on Jan. 1, as he registered five points (four goals, one assist) in three games; tied for the NHL lead in goals and tied for third in the league in points during the week ... Recorded his second career NHL hat trick on Dec. 31 at COL ... Tallied two points (one goal, one assist) and was assessed a fighting major on Jan. 17 vs. DAL; became the first Ranger to post a "Gordie Howe Hat Trick" since Dubinsky on Dec. 12, 2010 ... Registered a career-high, five-game point streak from Jan. 31 vs. CBJ to Feb. 9 vs. NSH (four goals, one assist over the span), and posted a three-game goal streak from Jan. 31 vs. CBJ to Feb. 5 vs. CGY ... Tallied his 20th goal of the season, which was the game-winning goal in overtime (his first career regular season overtime goal in the NHL), on Feb. 2 at BUF; recorded at least 20 goals for the third consecutive season ... Tied a career-high with a five-game point streak from Mar. 7 at FLA to Mar. 17 vs. FLA (two goals, four assists), and also tied a career-high with a four-game assist streak from Mar. 9 at CAR to Mar. 17 vs. FLA ... Tallied a goal and tied a single-game career-high with eight shots on goal on Mar. 7 at FLA ... Notched two points (one goal, one assist), both on the power play, on Mar. 9 at CAR ... Registered the game-tying goal with 11.6 seconds remaining in regulation and tied for the game-high with five shots on goal on Mar. 31 vs. PIT ... Tied for the team lead in power play goals (one), ranked fourth in shots on goal (30) and hits (34), and tied for fourth in goals (three) in the playoffs ... Notched the lone assist on the game-winning goal in overtime in Game 5 of the First Round at MTL on Apr. 20 ... Registered three goals in the Second Round against OTT; tied for the team lead in goals in the series ... Skated in his 74th career Stanley

Cup Playoff game with the Rangers in Game 3 vs. OTT on May 2, moving into 10th place on the franchise's all-time playoff games played list ... Registered a goal, tied for the game-high with four hits, and recorded four shots on goal in Game 6 vs. OTT on May 9; tallied his 23rd career playoff goal with the Rangers, passing Vic Hadfield, Don Maloney, and Anders Hedberg for sole possession of seventh place on the franchise's all-time playoff goals list. **2015-16:** Ranked second on the Rangers in hits (177), tied for third in power play goals (five), ranked fourth in even strength goals (16), ranked fifth in goals (21) and even strength points (35), tied for fifth in points (43), and ranked sixth in shots on goal (158) ... Led the Rangers with 15 goals on the road ... Posted a three-game point streak from Oct. 19 vs. SJS to Oct. 24 at PHI (one goal, two assists) ... Recorded a three-game point streak from Nov. 12 vs. STL to Nov. 15 vs. TOR (one goal, two assists) ... Registered two points (one goal, one assist), including his 100th career NHL point, on Dec. 11 at EDM ... Notched an assist while skating in his 200th career NHL game on Dec. 12 at CGY ... Posted a four-game point streak from Jan. 14 at NYI to Jan. 19 vs. VAN (three goals, two assists) ... Registered two goals on Jan. 17 at WSH ... Tallied a goal and posted a plus-two rating in two consecutive games on Feb. 4 vs. MIN and Feb. 6 at PHI ... Recorded nine points (five goals, four assists) and a plus-six rating in the final eight games of the season ... Tallied three points (two goals, one assist) and recorded the game-winning goal on Mar. 26 at MTL; posted a three-point game for the first time in exactly one year (Mar. 26, 2015 at OTT) ... Led the Rangers in hits (23), and tied for the team lead in goals (two), power play goals (one), and plus/minus rating (plus-one) in the playoffs ... Registered a goal in Game 5 of the First Round at PIT on Apr. 23; recorded his 20th career playoff goal with the Rangers, passing Walt Tkaczuk for sole possession of 10th place on the franchise's all-time playoff goals list. **2014-15:** Established career-highs in games played (80), assists (25), plus/minus rating (plus-24), power play goals (seven), and game-winning goals (five) ... Was the only NHL player who recorded at least 20 goals, 40 or more points, a plus-20 or better rating, and 80 or more penalty minutes ... Led the Rangers in power play goals, ranked second in game-winning goals, tied for second in goals (21), ranked third in shots on goal (180), and tied for third in plus/minus rating ... Tallied two points (one goal, one assist) and posted a plus-two rating in the Rangers' season opener on Oct. 9 at STL ... Registered a power play goal, notched the primary assist on the game-winning goal in over-

time, tied for the game-high with four shots on goal, and posted a plus-two rating on Oct. 21 at NJD ... Posted a three-game point streak from Nov. 3 vs. STL to Nov. 8 at TOR (two goals, two assists) ... Tallied two assists, led all skaters with seven shots on goal, and posted a plus-two rating on Nov. 23 vs. MTL ... Notched his first career NHL regular season game-winning goal on Jan. 3 vs. BUF ... Tallied two points (one goal, one assist), including the game-winning goal, and posted a plus-two rating on Jan. 10 at SJS ... Posted a three-game point streak from Jan. 31 vs. CAR to Feb. 4 vs. BOS ... Notched two points (one goal, one assist) and tied a single-game career-high with a plus-three rating on Feb. 16 at NYI ... Established a single-game career-high with two power play goals on Feb. 26 vs. ARI ... Recorded three points (two goals, one assist) on Mar. 26 at OTT; tallied three points in the first period, becoming the first Ranger to record three points in one period of a regular season game on the road since Vinny Prospal on Mar. 12, 2010 ... Posted a four-game point streak from Mar. 31 at WPG to Apr. 6 vs. CBJ, including a three-game assist streak from Apr. 2 at MIN to Apr. 6 vs. CBJ ... Established playoff career-highs in games played (19), goals (seven), shots on goal (38), shooting percentage (18.4%), hits (78), and average ice time (17:14), and tied a playoff career-high in game-winning goals (two) ... Ranked fourth in the NHL in hits, tied for seventh in game-winning goals, and tied for 11th in goals in the playoffs ... Led the Rangers in shooting percentage and hits, tied for the team lead in game-winning goals and power play goals (two), ranked second in goals, ranked fourth in shots on goal, and tied for sixth in points (nine) ... Registered the game-winning goal in Game 3 of the First Round at PIT on Apr. 20 ... Led all skaters in goals (four) and tied for third among all skaters in the series in points (four) in the Second Round against WSH ... Tallied the game-tying goal with 1:41 remaining in regulation in Game 5 vs. WSH on May 8 ... Registered his first career NHL multi-goal game in the playoffs in Game 6 at WSH on May 10; became the first Ranger in franchise history who tallied a goal in both the first minute and last minute of a single period in a playoff game ... Posted a playoff career-high four-game point streak from Game 1 of the Eastern Conference Final vs. TBL on May 16 to Game 4 of the Eastern Conference Final at TBL on May 22. **2013-14:** Ranked fifth among NHL rookies in goals (17), sixth in points (37), ninth in plus/minus rating (plus-14), and tied for second in power play goals (six) ... Led the team in plus/minus rating, ranked third in power play goals, and tied for fifth in goals ... Recorded a single-game

career-high three assists on Nov. 2 vs. CAR ... Registered his first career NHL hat trick on Nov. 30 vs. VAN ... Recorded three points (one goal, two assists) on Jan. 21 vs. NYI ... Established playoff career-highs in assists (eight), points (13), power play goals (three), and power play points (five) while helping the Rangers advance to the Stanley Cup Final ... Led the Rangers in power play goals and shooting percentage (17.2%), tied for third on the team in assists, and tied for fourth in goals (five), points, and power play points in the playoffs ... Ranked second on the team in points and tied for second in goals and assists after his return to the lineup in Game 4 of the Second Round vs. PIT on May 7 ... Registered 13 points (five goals, eight assists) in the team's final 14 playoff games ... Tied for the team lead in goals (three) and ranked second on the team in assists (five) and points (eight) in the Eastern Conference Final against MTL ... Tallied the game-tying goal at 19:31 of the third period in Game 3 vs. MTL on May 22 ... Registered single-game playoff career-highs with three assists and four points, including three points (one goal, two assists) in the second period in Game 5 at MTL on May 27 ... Tied for second on the team in assists (two) and points (three) in the Stanley Cup Final against LAK. **2012-13:** Made his NHL regular season debut in the Rangers' season opener on Jan. 19 at BOS ... Notched his first career NHL regular season point with a goal on Feb. 5 at NJD ... Recorded his first career NHL regular season assist on Feb. 7 vs. NYI ... Tallied the game-winning goal in overtime in Game 4 of the Eastern Conference Semifinals vs. BOS on May 23. **2011-12:** Established an NHL record for most playoff goals (five) and points (seven) by a player before skating in a regular season game ... Tied for first among NHL rookies in goals and power play goals (two), tied for second in game-winning goals (two) and power play points (two), and ranked fourth in points during the playoffs ... Made his NHL debut in Game 3 of the Eastern Conference Quarterfinals at OTT on Apr. 16 ... Became the first player to win an NCAA title and make his NHL debut in that year's playoffs since 1990 (John Byce - University of Wisconsin; Boston Bruins) ... Tallied his first career professional point with the game-winning goal in Game 6 at OTT on Apr. 23 ... Notched his first career goal at Madison Square Garden, which was the game-winning goal, and registered his first career professional assist in Game 1 of the Eastern Conference Semifinals vs. WSH on Apr. 28; became the youngest Ranger to record two points in a playoff game since 1996 and the first Rangers rookie to register two game-winning goals in the playoffs since 1981 ... Tied for the series lead in

goals (three) and power play goals (two) during the Eastern Conference Final against NJD.

AHL CAREER: 2013-14: Was tied for first on the Wolf Pack in power play goals (two), third in goals (two), fourth in points (four), and ranked second in shots (16) in six games at the time of his recall. **2012-13:** Was tied for sixth on Connecticut in goals (12) and ranked third in power play goals (six) at the time of his recall on Apr. 17.

COLLEGE CAREER: 2011-12: Established collegiate career-highs in games played (44), goals (23), assists (22), points (45), and penalty minutes (66) ... Led Boston College in goals and points ... Captured his second NCAA Championship in three seasons with Boston College ... Helped the Eagles capture their third consecutive Beanpot and Hockey East Tournament titles. **2010-11:** Named MVP of the 2011 Beanpot Tournament. **2009-10:** Led Boston College to its fourth NCAA National Championship ... Named to the Hockey East All-Rookie Team ... Helped the Eagles secure the 2010 Hockey East Championship ... Captured the 2010 Beanpot Tournament title with Boston College.

INTERNATIONAL CAREER: 2019: Registered four points (three goals, one assist) and posted a plus-four rating in eight games while representing the United States at the 2019 IIHF World Championship ... Tied for second on the United States in goals in the tournament ... Tallied his 20th career goal with Team USA (10 at the IIHF World Junior Championship and 10 at the IIHF World Championship) on May 18 against Denmark. **2018:** Registered 10 points (four goals, six assists) and posted a plus-seven rating in 10 games while helping the United States earn a bronze medal at the 2018 IIHF World Championship ... Was named Team USA's Best Player of the Game in the Bronze Medal Game against Canada on May 20. **2011:** Tied for second on Team USA in goals (two) and fifth in points (three) in seven games at the 2011 IIHF World Championship ... Helped Team USA earn a bronze medal at the 2011 IIHF World Junior Championship, as he led the United States - and tied for fifth and first in the tournament, respectively - in goals (four) and power play goals (three), tied for first in points (six) and second in shots on goal (20). **2010:** Registered a goal and an assist, and posted a plus-three rating in six games at the 2010 IIHF World Championship ... Helped Team USA capture the gold medal at the 2010 IIHF World Junior Championship.

PREP SCHOOL CAREER: 2008-09: Ranked sixth among all high school players in point per game average (2.15). **2007-08:** Recorded 41 points (26 goals and 15 assists) in 24 games for Phillips-Andover.

BACKGROUND: Featured in the August 2014 issue of Men's Journal ... Is an avid reader and lists four of his favorite books as "Talent is Overrated" by Geoff Colvin, "The Baron in the Trees" by Italo Calvino, "Never Let Go" by Dan John, and "For Whom The Bell Tolls" by

Ernest Hemingway ... Is fluent in three languages: English, Russian and Spanish ... Became the first hockey player to win a World Junior Championship gold medal, Collegiate Conference Playoff Championship and NCAA Championship in a single season (2009-10) ... Single.

CAREER TRANSACTIONS: **June 26, 2009** - Selected by the Rangers in the first round, 19th overall, of the 2009 NHL Entry Draft.



Chris plays with kids from the Garden of Dreams Foundation while visiting a hospital (above) and gives the stick he used in warmups to a girl during the Rangers' Hockey Fights Cancer Night (below).



CAREER STATISTICS

SEASON	TEAM	LEAGUE	REGULAR SEASON					PLAYOFFS				
			GP	G	A	PTS	PIM	GP	G	A	PTS	PIM
2005-06	Masconomet Regional	USHS-MA	19	5	10	15	-	-	-	-	-	-
2006-07	Masconomet Regional	USHS-MA	20	28	13	41	-	-	-	-	-	-
2007-08	Andover	NEPSAC	24	26	15	41	-	-	-	-	-	-
2008-09	Andover	NEPSAC	26	33	23	56	10	-	-	-	-	-
	Valley Jr. Warriors	EJHL	5	4	2	6	-	-	-	-	-	-
2009-10	Boston College	NCAA	38	15	8	23	26	-	-	-	-	-
	United States	WC	6	1	1	2	0	-	-	-	-	-
	United States	WJC	7	6	1	7	2	-	-	-	-	-
2010-11	Boston College	NCAA	32	11	13	24	37	-	-	-	-	-
	United States	WC	7	2	1	3	6	-	-	-	-	-
	United States	WJC	6	4	2	6	0	-	-	-	-	-
2011-12	Boston College	NCAA	44	23	22	45	66	-	-	-	-	-
	RANGERS	NHL	-	-	-	-	-	18	5	2	7	6
2012-13	RANGERS	NHL	23	2	1	3	6	8	1	1	2	0
	Connecticut	AHL	48	12	11	23	73	-	-	-	-	-
2013-14	RANGERS	NHL	66	17	20	37	72	15	5	8	13	14
	Hartford	AHL	6	2	2	4	16	-	-	-	-	-
2014-15	RANGERS	NHL	80	21	25	46	88	19	7	2	9	14
2015-16	RANGERS	NHL	79	21	22	43	58	5	2	0	2	6
2016-17	RANGERS	NHL	75	28	25	53	58	12	3	1	4	18
2017-18	RANGERS	NHL	58	16	21	37	44	-	-	-	-	-
	United States	WC	10	4	6	10	2	-	-	-	-	-
2018-19	RANGERS	NHL	79	28	24	52	57	-	-	-	-	-
	United States	WC	8	3	1	4	2	-	-	-	-	-
NHL/NYR TOTALS			460	133	138	271	383	77	23	14	37	58

STATISTICAL BREAKDOWN

SEASON	PPG	SHG	GWG	+/-	S	S%	TF	F%	H	BS	MIN
2012-13	0	0	0	-1	19	10.5	1	0.0	36	6	10:07
2013-14	6	0	0	14	136	12.5	19	42.1	146	18	15:44
2014-15	7	0	5	24	180	11.7	21	42.9	162	17	15:43
2015-16	5	0	3	10	158	13.3	6	83.3	177	33	15:57
2016-17	6	0	4	6	186	15.1	9	55.6	132	30	17:00
2017-18	7	0	0	-2	137	11.7	60	41.7	103	24	15:37
2018-19	7	0	2	4	201	13.9	72	37.5	159	49	17:24
TOTALS	38	0	14	55	1,017	13.1	188	42.0	915	177	15:58

SCORING VS. NHL

TEAM	GP	G	A	PTS
ANA	10	1	2	3
ARI	9	7	1	8
BOS	18	0	5	5
BUF	16	4	4	8
CGY	10	3	3	6
CAR	23	10	7	17
CHI	11	1	4	5
COL	10	4	0	4
CBJ	25	10	5	15
DAL	10	4	2	6
DET	17	4	6	10
EDM	10	2	1	3
FLA	21	6	10	16
LAK	10	2	1	3
MIN	11	4	2	6
MTL	19	4	5	9
NSH	11	4	4	8
NJD	27	8	10	18
NYI	25	7	10	17
NYR	-	-	-	-
OTT	18	5	7	12
PHI	22	8	6	14
PIT	22	4	9	13
SJS	10	4	4	8
STL	11	5	8	13
TBL	18	4	2	6
TOR	16	4	10	14
VAN	10	3	3	6
VGK	3	2	1	3
WSH	24	5	4	9
WPG	13	4	2	6
TOTALS	460	133	138	271

CAREER HIGHLIGHTS

CAREER HIGHS (LAST TIME)	
GOALS	3 (2x), 12/31/16 at COL
ASSISTS	3 (2x), 3/14/18 vs. PIT
POINTS	4, 3/14/18 vs. PIT (1G-3A)
PIM	17 (3x), 11/14/15 at OTT
SHOTS	8 (2x), 3/7/17 at FLA
PLUS/MINUS	3 (8x), 12/29/18 at NSH
ICE TIME	23:18, 2/2/19 vs. TBL
GOAL STREAK	4, 12/22/18 - 12/29/18 (5)
ASSIST STREAK	4 (2x), 3/9/17 - 3/17/17 (4)
POINT STREAK	5 (4x), 12/22/18 - 12/31/18 (5G-3A)

NHL FIRSTS

GAME	1/19/13 at BOS
GOAL	2/5/13 at NJD (Brodeur)
ASSIST	2/7/13 vs. NYI

NHL RECORDS

Career goals (5) and points (7) prior to playing a regular season game

RANGERS RECORDS

Consecutive games with a penalty shot attempt - 2

CAREER SHOOTOUTS

GOALS	SHOTS	SHOT%	GDG
0	1	0.0	0

CAREER HAT TRICKS (2)

DATE	OPPONENT	GOALTENDER
11/30/13	VAN	Luongo (2), Lack (1)
12/31/16	at COL	Pickard

CAREER PENALTY SHOTS (3)

DATE	OPPONENT	GOALTENDER (RESULT)
11/19/13	BOS	Rask (Save)
11/19/15	at TBL	Bishop (Save)
11/21/15	at FLA	Luongo (Save)

CAREER "GORDIE HOWE HAT TRICKS" (1)

DATE	OPPONENT (G/A/F)
1/17/17	DAL (1/1/1)



BRENDAN LEMIEUX

LEFT WING

48

HEIGHT 6'1" WEIGHT 213 SHOOTS LEFT BORN MAR 15, 1996 BIRTHPLACE DENVER, CO

CAREER HIGHLIGHTS: 2018-19: Split the season between the Rangers and Jets ... Ranked second in the NHL (min. 20 games played) in minor penalties drawn per 60 minutes of ice time (2.63) ... Ranked fifth among NHL rookies (min. 20 games played) in goals per 60 minutes of ice time (1.26) ... Ranked fifth in the NHL in penalty minutes (108) and tied for fourth in the NHL in major penalties (six) ... Led NHL rookies in penalty minutes and major penalties, tied for sixth in hits (129), tied for 11th in goals (12), and tied for 15th in plus/minus rating (plus-six) ... Registered six points (three goals, three assists) in 19 games with the Rangers ... Led all skaters (and tied a single-game career-high) with seven hits while skating in 15:24 of ice time in his Rangers debut on Feb. 27 vs. TBL ... Recorded his first goal as a Ranger and recorded a single-game career-high six shots on goal on Mar. 1 vs. MTL ... Established a single-game career-high with two assists and tied a single-game career-high with two points on Mar. 7 at DET; recorded his first assist as a Ranger ... Registered his first career "Gordie Howe Hat Trick", as he tied a single-game career-high with two points (one goal, one assist) and was assessed a fighting major on Mar. 11 at EDM; became the first Ranger to record a "Gordie Howe Hat Trick" since Chris Kreider (Jan. 17, 2017) ... Established a new single-game career-high in ice time in three consecutive games on Mar. 23 at TOR (15:29), Mar. 25 vs. PIT (15:39), and Mar. 27 at BOS (17:03) ... Tallied the first goal of the game and recorded three shots on goal on Mar. 25 vs. PIT ... Registered 11 points (nine goals, two assists) and a plus-10 rating in 44 games with Winnipeg prior to being acquired by the Rangers ... Notched his first career NHL assist on Dec. 20 at SJS ... Posted his first career NHL multi-point game by tallying two goals, and registered his first career NHL game-winning goal on Dec. 31 at EDM ... Registered two goals and posted a plus-three rating on Jan. 17 at NSH. **2017-18:** Tallied one goal and posted a plus-two rating in nine games with Winnipeg ... Made his NHL debut on Oct. 20 vs. MIN ... Registered his first career NHL goal/point on Oct. 29 vs. PIT.



AHL CAREER: 2017-18: Established AHL career-highs in goals (19), assists (24), points (43), plus/minus rating (plus-10), and penalty minutes (170); became the first AHL player since 2014-15 to register at least 40 points and 150 penalty minutes in the same season ... Ranked second in the AHL in penalty minutes ... Ranked fourth on Manitoba in goals, ranked fifth in shots on goal (152), and tied for fifth in points and power play goals (six) ... Registered 25 points in his first 25 games of the season ... Posted three multi-goal/point games over a four-game span from Feb. 21 vs. Milwaukee to Mar. 3 vs. Iowa (six goals), including two consecutive multi-goal/point games on Feb. 25 vs. Chicago and Mar. 3 vs. Iowa ... Recorded five points (three goals, two assists) in eight play-off games ... Led Manitoba in goals, ranked second in penalty minutes, and tied for third in points in the playoffs ... Made his Calder Cup Playoff debut on Apr. 21 vs. Grand Rapids ... Tallied his first career Calder Cup Playoff goal/point on Apr. 25 at Grand Rapids ... Registered three points (one goal, two assists), including his first career Calder Cup Playoff assist, on Apr. 30 at Grand Rapids.

2016-17: Established an AHL career-high in games played (61) ... Ranked 11th in the AHL - and led all AHL rookies - in penalty minutes (130) ... Led Manitoba in penalty minutes.

2015-16: Recorded three points (two goals, one assist) in five games with Manitoba ... Made his AHL debut on Apr. 5 vs. Milwaukee ... Tallied two points, including his first career AHL goal, assist, and point, on Apr. 9 vs. Rockford.

JUNIOR CAREER: 2015-16: Split the season between Barrie and Windsor ... Established OHL career-highs in assists (30), points (62), and plus/minus rating (plus-19) ... Registered 48 points (23 goals, 25 assists) in 34 games after he was acquired by Windsor ... Tallied a point in 17 consecutive games which he played from Nov. 15 at North Bay to Jan. 7 vs. Owen Sound ... Posted four consecutive multi-point games from Feb. 21 vs. Hamilton to Feb. 28 at Sault Ste. Marie (one goal, eight assists) ... Recorded five points (four goals, one assist) in three playoff games with Windsor ... Led



Windsor in goals during the playoffs. **2014-15:** Established OHL career-highs in goals (41), power play goals (25), and game-winning goals (eight), and tied his OHL career-high in penalty minutes (145) ... Led the OHL in power play goals, tied for second in the OHL in penalty minutes, and tied for 11th in the OHL in goals ... Tied for third on Barrie in goals ... Represented the OHL All-Stars in the Canada-Russia Series ... Registered four points (two goals, two assists) on Oct. 4 vs. Ottawa ... Tallied four goals on Dec. 19 at Sudbury ... Recorded three points (one goal, two assists) in five playoff games with Barrie. **2013-14:** Established OHL career-highs in games played (65) and penalty minutes (145) ... Ranked third in the OHL in penalty minutes ... Led Barrie in penalty minutes, ranked second in goals (27), ranked third in power play goals (10), and tied for third in points (53) ... Registered a hat trick on Nov. 14 vs. Sudbury ... Posted a five-game goal/point streak over the final five games of the season ... Established OHL playoff career-highs in goals (seven), assists (three), and points (10) in 11 games ... Led Barrie in goals, ranked second in penalty minutes (16), and ranked third in points in the playoffs ... Registered a hat trick on Apr. 10 vs. North Bay. **2012-13:** Tallied 14 points (six goals, eight assists) in 42 games with Barrie during his rookie season in the OHL ... Made his OHL debut on Nov. 9 at Oshawa ... Recorded two goals, including his first career OHL goal/point, on Nov. 18 at Sudbury ... Registered four points (one goal, three assists) on Feb. 13 at Ottawa ... Established OHL playoff career-highs in games played (21) and plus/minus rating (plus-three) while Barrie advance to Game 7 of the OHL Championship.

USHL CAREER: 2012-13: Recorded two points

(one goal, one assist) and 34 penalty minutes in 11 games with Green Bay.

MIDGET CAREER: 2011-12: Registered 32 points (nine goals, 23 assists) in 26 games with the Toronto Red Wings Minor Midget AAA Team in the Greater Toronto Minor Midget Hockey League (GTMMHL) ... Served as the team's captain and played in the GTHL Minor Midget AAA All-Star Game.

INTERNATIONAL CAREER: 2013: Registered two points (one goal, one assist) in five games to help Canada earn a gold medal at the 2013 Ivan Hlinka Memorial Tournament.

BACKGROUND: Is the son of former NHL player, Claude Lemieux, who played parts of 21 seasons in the league and won four Stanley Cups ... Lists Bradley Cooper as the actor who would play him in a movie ... Says he would be an Army Ranger if he was not a professional hockey player ... Lists Peter Forsberg (who was his dad's teammate in Colorado) as his hockey idol growing up ... Single.

CAREER TRANSACTIONS: June 28, 2014 - Selected by Buffalo in the second round, 31st overall, of the 2014 NHL Entry Draft. **February 11, 2015 -** Acquired by Winnipeg, along with Tyler Myers, Drew Stafford, Joel Armia, and a first-round pick in the 2015 NHL Entry Draft (Jack Roslovic), in exchange for Evander Kane, Zach Bogosian, and Jason Kasdorf. **February 25, 2019 -** Acquired by the Rangers, along with a first-round pick in the 2019 NHL Entry Draft (later traded - pick returned to Winnipeg) and a conditional fourth-round pick (conditions not met) in the 2022 NHL Entry Draft, in exchange for Kevin Hayes.



Brendan throws t-shirts to fans following the Rangers' "Blueshirts Off Our Backs" ceremony.

CAREER STATISTICS

SEASON	TEAM	LEAGUE	REGULAR SEASON					PLAYOFFS				
			GP	G	A	PTS	PIM	GP	G	A	PTS	PIM
2011-12	Toronto	GTHL	26	9	23	32	-	-	-	-	-	-
2012-13	Green Bay	USHL	11	1	1	2	34	-	-	-	-	-
	Barrie	OHL	42	6	8	14	52	21	2	0	2	36
2013-14	Barrie	OHL	65	27	26	53	145	11	7	3	10	16
2014-15	Barrie	OHL	57	41	19	60	145	5	1	2	3	12
2015-16	Barrie	OHL	11	9	5	14	28	-	-	-	-	-
	Windsor	OHL	34	23	25	48	37	3	4	1	5	13
	Manitoba	AHL	5	2	1	3	6	-	-	-	-	-
2016-17	Manitoba	AHL	61	12	7	19	130	-	-	-	-	-
2017-18	Jets	NHL	9	1	0	1	21	-	-	-	-	-
	Manitoba	AHL	51	19	24	43	170	8	3	2	5	22
2018-19	Jets	NHL	44	9	2	11	64	-	-	-	-	-
	RANGERS	NHL	19	3	3	6	44	-	-	-	-	-
	NHL TOTALS		72	13	5	18	129	-	-	-	-	-
	NYR TOTALS		19	3	3	6	44	-	-	-	-	-

STATISTICAL BREAKDOWN

SEASON	PPG	SHG	GWG	+/-	S	S%	TF	F%	H	BS	MIN
2017-18	0	0	0	2	6	16.7	0	0.0	12	1	7:56
2018-19	0	0	1	6	67	17.9	20	35.0	129	31	9:03
TOTALS	0	0	1	8	73	17.8	20	35.0	141	32	8:55

SCORING VS. NHL

TEAM	GP	G	A	PTS
ANA	2	1	0	1
ARI	2	0	0	0
BOS	2	0	0	0
BUF	1	0	0	0
CGY	1	0	0	0
CAR	0	0	0	0
CHI	3	0	0	0
COL	3	0	0	0
CBJ	3	0	1	1
DAL	4	1	0	1
DET	4	0	2	2
EDM	4	3	1	4
FLA	2	0	0	0
LAK	1	0	0	0
MIN	5	0	0	0
MTL	3	2	0	2
NSH	1	2	0	2
NJD	2	0	0	0
NYI	1	0	0	0
NYR	1	0	0	0
OTT	3	1	0	1
PHI	2	0	0	0
PIT	6	2	0	2
SJS	2	0	1	1
STL	4	1	0	1
TBL	2	0	0	0
TOR	3	0	0	0
VAN	3	0	0	0
VGK	1	0	0	0
WSH	1	0	0	0
WPG	0	0	0	0
TOTALS	72	13	5	18

CAREER HIGHLIGHTS

CAREER HIGHS (LAST TIME)	
GOALS	2 (2x), 1/17/19 at NSH
ASSISTS	2, 3/7/19 at DET
POINTS	2 (4x), 3/11/19 at EDM (1G-1A)
PIM	17, 11/2/18 vs. FLA
SHOTS	6, 3/1/19 vs. MTL
PLUS/MINUS	3 (2x), 2/2/19 vs. ANA
ICE TIME	17:03, 3/27/19 at BOS
GOAL STREAK	2 (2x), 2/7/19 - 2/9/19 (2)
ASSIST STREAK	N/A
POINT STREAK	2 (3x), 2/7/19 - 2/9/19 (2G)

NHL FIRSTS

GAME	10/20/17 vs. MIN
GOAL	10/29/17 vs. PIT (DeSmith)
ASSIST	12/20/18 at SJS

BY THE NUMBERS

Is one of two players who have worn jersey No. 48 in a game in franchise history

Has worn jersey No. 48 in more games than any other Ranger

CAREER "GORDIE HOWE HAT TRICKS" (1)

DATE	OPPONENT (G/A/F)
3/11/19	at EDM (1/1/1)



HENRIK LUNDQVIST

GOALTENDER

30

HEIGHT **6'1"** WEIGHT **182** CATCHES **LEFT** BORN **MAR 2, 1982** BIRTHPLACE **ARE, SWEDEN**

CAREER HIGHLIGHTS: 2018-19: Made at least 30 saves in 27 of his 52 appearances; ranked sixth among NHL goaltenders in games with 30 or more saves ... Ranked 13th in the NHL in saves (1,541) ... Tied for third among NHL goaltenders in assists/points (three) ... Led the Rangers in selections as one of the game's Three Stars (15) ... Represented the Rangers at the 2019 NHL All-Star Game; made his fifth career NHL All-Star Game appearance (2009, 2011, 2012, 2018, 2019), which is the second-most by a Rangers goaltender in franchise history (Giacomin – six) ... Allowed two goals in each of his first five appearances of the season (Oct. 4 vs. NSH – Oct. 16 vs. COL); allowed two goals or fewer in each of his first five appearances of a season for the first time in his NHL career ... Stopped 30 of 32 shots he faced in the Rangers' season opener on Oct. 4 vs. NSH; started a regular season opener with the Rangers for the 13th consecutive season (dating back to 2006-07 – franchise record for consecutive starts by a goaltender in season-opening games) ... Has appeared in at least one regular season game with the Rangers in 14 different seasons (2005-06 – 2018-19); tied Richter for the most regular seasons with at least one appearance by a goaltender in franchise history ... Became the ninth player (skater or goaltender) to appear in at least one regular season game in 14 different seasons with the Rangers in franchise history (Gilbert, Leetch, Howell, Greschner, Ratelle, Heller, Tkaczuk, and Richter) ... Made 41 saves, including 31 saves in the first two periods, and stopped 34 of 35 shots he faced at even strength, to earn his first win of the season on Oct. 11 vs. SJS ... Appeared in his 812th career game as a Ranger on Oct. 21 vs. CGY; passed Neilson for the eighth-most regular season appearances by a Rangers player (skater or goaltender) in franchise history ... Earned a win in three consecutive appearances from Oct. 30 at SJS to Nov. 6 vs. MTL; made at least 30 saves in all three contests ... Made 31 saves in regulation/overtime and stopped all three shooters he faced in the shootout to earn a win on Oct. 30 at SJS; earned his 60th career shootout win and became the first goaltender in NHL history



to register 60 wins in the shootout ... Stopped 39 of 40 shots he faced to earn a win on Nov. 4 vs. BUF; selected as the game's First Star ... Made 25 saves to earn his 437th career NHL win on Nov. 12 vs. VAN; tied Plante for seventh place on the NHL's all-time wins list ... Made 39 saves and tallied an assist to earn a win on Nov. 17 vs. FLA; passed Plante for sole possession of seventh place on the NHL's all-time wins list (438), passed Fuhr for sole possession of 10th place on the NHL's all-time saves list (21,616), and passed Burke for sole possession of 13th place on the NHL's all-time appearances list (821) ... Earned his 500th overall win (regular season and playoffs combined) in his NHL career/with the Rangers on Nov. 19 vs. DAL ... Made 42 saves on Nov. 23 at PHI; selected as the game's Second Star and made at least 40 saves in a regular season game for the 30th time in his NHL career ... Made 31 saves, including his 21,767th career NHL save, on Nov. 29 at OTT; passed Worsley for sole possession of ninth place on the league's all-time saves list ... Made 39 saves in regulation/overtime, and stopped all eight shots he faced during the 3-on-3 overtime period on Dec. 2 vs. WPG; selected as the game's Third Star ... Earned his 10th win of the season on Dec. 8 at FLA; registered 10 or more wins in each of his first 14 NHL seasons, breaking a tie with Richter for the most seasons with at least 10 wins in franchise history and becoming the second goaltender in NHL history to register 10 or more wins in each of his first 14 seasons (Osgood) ... Made 37 saves and was selected as the game's Second Star on Dec. 16 vs. VGK ... Tallied his 25th career NHL assist on Dec. 27 vs. CBJ; tied Vanbiesbrouck for the most assists by a Rangers goaltender in franchise history ... Made 39 saves, and stopped all 33 shots he faced over the final two periods, to earn a win on Dec. 31 at STL; selected as the game's First Star and earned his 191st career road win, passing Joseph for the fifth-most by a goaltender in NHL history ... Posted a four-game winning streak from Jan. 15 vs. CAR to Jan. 31 at NJD ... Made 34 saves and earned a win on Jan. 15 vs. CAR; made his 838th career NHL appearance, passing Plante for sole pos-



session of 12th place on the league's all-time appearances list ... Made 27 saves to earn his 15th win of the season and the 446th win of his NHL career on Jan. 19 at BOS; passed Sawchuk for sole possession of sixth place on the NHL's all-time wins list and became the first goaltender in NHL history to register at least 15 wins in each of his first 14 NHL seasons ... Made 19 saves and earned a win on Jan. 31 at NJD; made his 22,204th career NHL save the contest, passing Vanbiesbrouck for sole possession of eighth place on the league's all-time saves list ... Made 20 saves and recorded an assist on Feb. 2 vs. TBL; registered his 26th career assist/point in the contest, passing Vanbiesbrouck for the most assists and most points by a goaltender in franchise history ... Also made his 842nd career appearance as a Ranger on Feb. 2 vs. TBL, passing Hadfield for the seventh-most appearances by a player with the Blueshirts (skaters and goaltenders included) in franchise history ... Stopped 30 of 31 shots he faced on Feb. 8 vs. CAR; named the game's Third Star ... Made 32 saves, including 17 in the first period, on Feb. 12 at WPG; made his 40th appearance of the season, becoming the first goaltender in NHL history to make at least 40 appearances in each of his first 14 seasons in the league ... Also became the sixth goaltender in NHL history to make 40 or more appearances in 14 different seasons (Roy, Brodeur, Belfour, Vanbiesbrouck, Luongo) ... Stopped 43 of 44 shots he faced, including all 18 he faced in the third period, to earn a win on Feb. 19 at CAR; named the game's First Star ... Made 32 saves on Mar. 1 vs. MTL; made his 22,434th career NHL save in the game, passing Belfour for sole possession of seventh place on the league's all-time saves list ... Made 43 saves in regulation and the five-minute overtime period on Mar. 7 at DET; made his 850th career NHL appearance (and 850th appearance as a Ranger) in the contest, becoming the 12th goaltender in NHL history to make 850 career appearances, as well as the third goaltender to do so with one franchise (Brodeur – NJD; Esposito – CHI) ... Made 22 saves, and stopped all 10 shots he faced in the third period, to earn a win on Mar. 9 vs. NJD ... Stopped 42 of 46 shots he faced on Mar. 16 at MIN ... Stopped 27 of 29 shots he faced on Mar. 19 vs. DET; played his 50,000th career minute in the NHL (as well as his 50,000th career minute with the Rangers) in the contest, becoming the 11th goaltender in NHL history to play at least 50,000 career minutes and only the third goaltender in NHL history to do so with one franchise (Brodeur – NJD; Esposito – CHI) ... Made his 50th appearance of the season on Mar. 27 at BOS; became the seventh goaltender in NHL history to ap-

pear in 50 or more games in at least 12 different seasons (Brodeur, Belfour, Luongo, Esposito, Joseph, Roy) and only the second NHL goaltender to have at least 12 seasons with 50 or more appearances within his first 14 seasons in the league (Esposito) ... Stopped 37 of 40 shots on Apr. 1 at NJD. **2017-18:** Ranked fourth in the NHL in saves (1,862) and ranked seventh in the NHL in appearances (63) ... Made 30 or more saves in 37 of his 63 appearances; ranked second among NHL goaltenders in games with at least 30 saves ... Was named the Rangers' Most Valuable Player for a franchise-record ninth time (had previously been selected as the team's MVP in seven consecutive seasons from 2006-07 – 2012-13 and in 2015-16) ... Named the winner of the Steven McDonald Extra Effort Award; won the award for the second time in his career (also in 2005-06), becoming the only goaltender to win the award twice since it was first presented in 1987-88 ... Became the fifth Ranger to be named the team's MVP (as chosen by the media) and to receive the Steven McDonald Extra Effort Award (as chosen by the fans) in the same season, joining Graves (1992-93 and 1993-94), Messier (1994-95 and 1995-96), Leetch (1996-97), and Gretzky (1997-98) as the only Rangers to accomplish the feat ... Was selected as one of the game's Three Stars in 25 of his 63 appearances ... Made his 12th consecutive start in a season-opening game for the Rangers (dating back to 2006-07) on Oct. 5 vs. COL; became the first goaltender in franchise history to start 12 season-opening games, as well as 12 consecutive regular season openers ... Stopped all 34 shots he faced to earn his first win and first shutout of the season on Oct. 8 vs. MTL; appeared in his 745th career NHL game, passing Chris Osgood for sole possession of 20th place on the NHL's all-time appearances list and earned his 62nd career NHL shutout, passing Turk Broda for sole possession of 16th place on the league's all-time shutouts list ... Made 40 saves and was selected as the game's Third Star on Oct. 13 at CBJ ... Made 23 saves and earned a win while making his 750th career NHL appearance on Oct. 21 vs. NSH; became the 20th goaltender in NHL history to appear in 750 career games in the league, as well as the third goaltender in NHL history to appear in at least 750 career games with one franchise (Brodeur – NJD; Esposito – CHI) ... Posted a 19-8-2 record, along with a 2.38 GAA, a .930 SV%, and 1 SO in 31 appearances from Oct. 31 vs. VGK to Jan. 20 at COL; led the NHL (min. 20 appearances) in SV%, tied for the NHL lead in wins and appearances, and ranked third in the NHL (min. 20 appearances) in GAA over the stretch ... Start-

ed 14 consecutive games from Oct. 31 vs. VGK to Dec. 1 vs. CAR (11-2-0 record, 2.36 GAA, .927 SV%, 1 SO in the 14 games); started at least 14 consecutive games for the ninth time in his NHL career and for the first time since he started the final 14 games of the 2012-13 season (Apr. 1, 2013 – Apr. 27, 2013) ... Posted a season-high six-game winning streak from Oct. 31 vs. VGK to Nov. 11 vs. EDM ... Posted an 11-game home winning streak from Oct. 31 vs. VGK to Dec. 19 vs. ANA (11-0-0 record, 2.12 GAA, .933 SV%, 1 SO in 12 appearances – had one no-decision); became the second goaltender in franchise history to post an 11-game home winning streak or longer (Kerr – 14-game home winning streak in 1939-40) ... Made 30 saves to earn his 408th career NHL win on Oct. 31 vs. VGK; passed Glenn Hall for sole possession of ninth place on the NHL's all-time wins list ... Stopped 27 of 28 shots he faced, including all 24 shots he faced at even strength, and tallied an assist on the game-winning goal in overtime on Nov. 2 at TBL; was selected as the game's Second Star, and was selected as one of the game's Three Stars for the 300th time during the regular season in his career ... Made 31 saves and was selected as the game's First Star on Nov. 8 vs. BOS ... Made 40 saves and was selected as the game's Third Star on Nov. 17 at CBJ ... Posted a .900 SV% or better in 17 consecutive starts from Dec. 1 vs. CAR to Jan. 20 at COL; was the longest such stretch of consecutive starts with a .900 SV% or better in his career ... Made 32 saves, stopped all of the final 31 shots he faced, and made a save on a penalty shot in the third period, to earn a win on Dec. 1 vs. CAR ... Made 26 saves and earned his 419th career win as a Ranger on Dec. 9 vs. NJD; passed Esposito for the second-most wins a goaltender has earned with one franchise in NHL history ... Made his 20,000th career NHL save on Dec. 13 at OTT; became the 15th goaltender in NHL history to make 20,000 career saves ... Made 30 or more saves in nine consecutive appearances from Dec. 15 vs. LAK to Jan. 6 at ARI (5-2-2 record, 2.05 GAA, .943 SV% over the span); was the longest stretch of consecutive appearances with at least 30 saves in his NHL career ... Posted a three-game winning streak from Dec. 15 vs. LAK to Dec. 19 vs. ANA (1.65 GAA and .955 SV% over the span) ... Appeared in his 773rd career game with the Rangers on Dec. 23 vs. TOR; moved into 10th place among all players (skaters and goaltenders included) in career appearances as a Ranger, passing Adam Graves ... Made 31 saves and earned a win in the 2018 Bridgestone NHL Winter Classic on Jan. 1 against BUF; earned his fourth career win in an NHL outdoor game (4-0-0 record, 1.98 GAA, .934 SV% in those outdoor games),

which is more than any other goaltender has earned in NHL outdoor games in league history ... Stopped 38 of 39 shots he faced in regulation/overtime, including all 35 shots he faced at even strength, and stopped all three shots he faced in the shootout to earn his 424th career NHL win on Jan. 6 at ARI; passed Esposito for sole possession of eighth place on the league's all-time wins list ... Made 25 saves to earn his 20th win of the 2017-18 season on Jan. 16 vs. PHI; became the first goaltender in NHL history to earn 20 or more wins in each of his first 13 seasons and the first goaltender in NHL history to register at least 20 wins in 13 consecutive seasons at any point during the course of a career ... Stopped 34 of 36 shots he faced while making his 40th appearance of the season on Jan. 20 at COL; became the first goaltender in NHL history to make at least 40 appearances in each of his first 13 seasons and the 12th goaltender in NHL history to appear in 40 or more games in at least 13 different seasons throughout the course of a career ... Made 28 saves after entering the game in relief at the start of the second period, including 19 saves in the second period, and earned a win on Feb. 9 vs. CGY; earned a win in relief for the third time in his NHL career (also on Mar. 27, 2006 vs. BUF and on Dec. 2, 2010 at NYI), and the 28 saves were the most he has made in one relief appearance in his NHL career ... Made 32 saves while appearing in his 50th game of the season on Feb. 15 at NYI; became the third goaltender in NHL history to make 50 or more appearances in 11 of his first 13 NHL seasons (along with Esposito and Lumley) ... Made 50 saves and earned a win in two consecutive games on Feb. 28 at VAN and Mar. 2 at CGY; became the first goaltender in NHL history (since saves were first tracked in 1955-56) to make 50 or more saves and earn a win in two consecutive games ... Is the first Rangers goaltender who has made at least 50 saves in two consecutive games since Worsley on Jan. 27, 1963 and Jan. 30, 1963, and is also the first goaltender for any NHL team to make at least 50 saves in two consecutive games since Worsley ... Tied a single-game career-high with 50 saves and earned a win on Feb. 28 at VAN; made his 796th career NHL appearance, passing Vachon for sole possession of 16th place on the league's all-time appearances list ... Tied a single-game career-high with 50 saves to earn his 25th win of the season and his 430th career NHL win on Mar. 2 at CGY; made 50 saves in a game which ended in regulation for the first time in his NHL career ... Became the third goaltender in NHL history to earn 25 or more wins in at least 12 different seasons (along with Brodeur and Roy) ... Stopped 32 of 35 shots he

faced in regulation and overtime while making his 800th career NHL appearance on Mar. 10 at FLA; passed Khabibulin for sole possession of 15th place on the NHL's all-time appearances list, and passed Khabibulin for the most appearances by a goaltender who was born outside of North America in NHL history ... Became the first goaltender to appear in at least 800 games with the Rangers in franchise history, and also became the ninth player (skater or goaltender) to appear in at least 800 games with the Blueshirts in franchise history (Howell, Leetch, Gilbert, Greschner, Tkaczuk, Ratelle, Hadfield, and Neilson) ... Became the third goaltender in NHL history to appear in at least 800 career games with one franchise (Brodeur – New Jersey; Esposito – Chicago) ... Made his 60th appearance of the season on Mar. 28 at WSH; is the first goaltender in Rangers history who has appeared in at least 60 games in nine different seasons (Worsley is second in franchise history in seasons with 60 or more appearances – six) ... Also became the eighth goaltender in NHL history to appear in 60 or more games in at least nine different seasons (Brodeur, Roy, Hall, Joseph, Belfour, Esposito, and Luongo) ... Made 39 saves while appearing in his 804th career NHL game on Apr. 3 at NJD; passed Lumley for sole possession of 14th place on the league's all-time appearances list.

2016-17: Tied for 12th in the NHL in wins (31) ... Made 25 saves and earned a win in the Rangers' season opener on Oct. 13 vs. NYI; made his 11th consecutive start in a Rangers' season-opening game, becoming the second goaltender in franchise history to start in at least 11 season-opening games, as well as 11 consecutive season-opening games (Ed Giacomin – 11 from 1965-66 - 1975-76) ... Became the second goaltender in franchise history to appear in a regular season game in at least 12 different seasons (Mike Richter – 14 from 1989-90 – 2002-03) ... Earned a win in back-to-back starts on Oct. 22 at WSH and Oct. 23 vs. ARI; stopped 53 of 57 shots he faced in the two contests (.930 SV% over the span) ... Stopped all 35 shots he faced to earn his 60th career NHL shutout on Nov. 1 vs. STL; became the first goaltender in franchise history to earn 60 shutouts as a member of the Rangers, and became the 10th goaltender in NHL history to register at least 350 career wins and 60 career shutouts ... Stopped 35 of 36 shots he faced and earned a win on Nov. 12 at CGY ... Made 36 saves and earned a win on Nov. 15 at VAN ... Stopped 28 of 30 shots he faced while appearing in his 700th career NHL game on Nov. 20 vs. FLA; became the 25th goaltender in NHL history to make 700 career NHL appearances and the fifth to do so with one franchise (Brodeur –

NJD; Esposito – CHI; Sawchuk – DET; Kolzig – WSH) ... Made 40 saves, including 19 in the third period, and earned a win on Nov. 25 at PHI ... Stopped 26 of 28 shots he faced to earn his 386th career NHL win on Dec. 3 vs. CAR; passed Vernon for sole possession of 13th place on the NHL's all-time wins list ... Selected as the NHL's Second Star of the Week for the week ending on Dec. 18; posted a 3-0-0 record, along with a 0.98 GAA and a .967 SV% in three appearances during the week ... Stopped all 27 shots he faced, including all 18 he faced in the second period, and earned a win on Dec. 15 at DAL ... Stopped 31 of 32 shots he faced in regulation and overtime, including all 16 shots he faced in the third period and overtime, and didn't allow a goal on two shootout attempts to earn a win on Dec. 17 at NSH ... Made 29 saves in regulation and overtime, and stopped three of four shooters he faced in the shootout, to earn his 389th career NHL win on Dec. 18 vs. NJD; tied Hasek for the most wins by a European-born goaltender in league history ... Made 25 saves to earn his 390th career NHL win on Dec. 31 at COL; passed Hasek for the most wins by a European-born goaltender in league history and for sole possession of 12th place on the NHL's all-time wins list ... Posted a 10-2-1 record, along with a 1.91 GAA, a .939 SV%, and 1 SO in 14 appearances from Jan. 19 at TOR to Feb. 23 at TOR ... Stopped all 21 shots he faced to earn his 20th win of the season and his 61st career NHL shutout on Jan. 22 at DET; became the first goaltender in NHL history to register at least 20 wins in each of his first 12 seasons in the league ... Posted a five-game winning streak from Feb. 2 at BUF to Feb. 11 vs. COL (1.98 GAA and .946 SV% over the span) ... Made a season-high 43 saves and earned a win on Feb. 7 vs. ANA; the 43 saves were the most he has recorded in a win at MSG in his career ... Made 32 saves, and stopped all 17 shots he faced in the third period, to earn his 400th career NHL win on Feb. 11 vs. COL; became the 12th goaltender in NHL history to earn at least 400 career wins, and first goaltender in franchise history to earn 400 career wins with the Rangers ... Earned his 400th career NHL win in his 727th career NHL appearance; became the fastest goaltender to earn 400 career wins in NHL history (Brodeur was previously the fastest goaltender to reach 400 career wins – 735 appearances) ... Stopped 31 of 32 shots he faced and earned his 401st career NHL win on Feb. 19 vs. WSH; tied Osgood for 11th place on NHL's all-time wins list ... Made 32 saves in regulation/overtime and stopped two of three shooters he faced in the shootout to earn his 28th win of the season and the 402nd win of his NHL career on Feb. 23 at

TOR; passed Osgood for sole possession of 11th place on the NHL's all-time wins list ... made 32 saves to earn his 29th win of the season and his 403rd career NHL win on Mar. 2 at BOS; tied Fuhr for 10th place on the NHL's all-time wins list and tied Brodeur for the most wins by a goaltender in his first 12 seasons in league history ... Made his 735th career appearance with the Rangers on Mar. 4 vs. MTL, passing Sawchuk for the third-most appearances with one franchise in NHL history (the only goaltenders who have appeared in more games with one franchise than Lundqvist has with the Rangers are Brodeur (1,259 with New Jersey) and Esposito (873 with Chicago)); tied Hasek for 21st place on the league's all-time appearances list, and became the first goaltender in Rangers history to appear in 50 or more games in 10 different seasons ... Tied a single-game season-high with 43 saves, and made 21 saves in the third period, to earn his 30th win of the 2016-17 season and his 404th career NHL win on Mar. 7 at FLA; became the first goaltender in NHL history to earn at least 30 wins in 11 of his first 12 seasons and only the third goaltender in NHL history to register 30 or more wins in at least 11 different seasons (Brodeur – 14; Roy – 13) ... Also passed Fuhr for sole possession of 10th place on the league's all-time wins list, and passed Brodeur for the most wins by a goaltender in his first 12 seasons in NHL history ... Ranked fourth in the NHL in GAA (2.25) and SV% (.927) in the playoffs ... Posted a 4-2 record, along with a 1.70 GAA, a .947 SV% (195 saves on 206 shots), and 1 SO during the First Round against MTL; his .947 SV% was tied for the best he has posted in any playoff series in NHL career (also posted a .947 SV% in the Eastern Conference Quarterfinals against WSH in 2013) ... Stopped all 31 shots he faced to earn a win and a shutout in Game 1 at MTL on Apr. 12; earned his 10th career NHL playoff shutout and his 10th career playoff shutout as a Ranger, passing Mike Richter to become the franchise's all-time leader in playoff shutouts ... Made a single-game career-high 54 saves in Game 2 at MTL on Apr. 14; the 54 saves were the second-most a Rangers goaltender has made in a playoff game in franchise history (Gump Worsley – 56 saves on Apr. 5, 1962 at TOR) ... Made 23 saves and earned a win in Game 4 vs. MTL on Apr. 18; appeared in his 120th career NHL playoff game, passing Dominik Hasek and Tom Barrasso for sole possession of 10th place on the NHL's all-time playoff appearances list ... Stopped 34 of 36 shots he faced, including all 20 shots he faced from the start of the second period through the end of the contest, and earned a win in Game 5 at MTL on Apr. 20 ... Made 41 saves, and

stopped all 21 shots he faced in the first period, in Game 1 of the Second Round at OTT on Apr. 27; established a career-high for saves in one period of a playoff game and became the first Ranger goaltender to make at least 21 saves in one period of a playoff game since Ed Giacomin on Apr. 13, 1968 against CHI (22) ... Stopped 26 of 27 shots he faced to earn his 60th career NHL playoff win in Game 3 vs. OTT on May 2; became the 15th goaltender in NHL history to earn at least 60 career playoff wins. **2015-16:** Led the NHL in saves (1,788), tied for fourth in wins (35) and even strength SV% (.934), tied for fifth in appearances (65), and tied for eighth in shutouts (four) ... Tied his career-high - and led all NHL goaltenders - in assists (four) ... Led the NHL in selections as one of the game's Three Stars (28) and tied for first among all NHL players in selections as the game's First Star (14) ... Selected as the Rangers' Most Valuable Player for a franchise-record eighth time (had previously been selected as the team's MVP for seven consecutive seasons from 2006-07 - 2012-13) ... Posted a 2.50 GAA or better for the 11th consecutive season, becoming the first goaltender in NHL history to register a 2.50 GAA or better in each of his first 11 seasons ... Established several franchise records, including career regular season appearances, career regular season saves, career overall (regular season and playoff) appearances, and career overall (regular season and playoff) saves ... Posted a 1.65 GAA and a .949 SV% in his first 12 appearances of the season; registered the best SV% of any Rangers goaltender through his first 12 appearances of a season since the league began tracking the statistic in 1975-76, and posted the best GAA and SV% through his first 12 appearances of a season in his career ... Posted a three-game winning streak over the first three games of the season from Oct. 7 at CHI to Oct. 10 vs. CBJ, making 30 or more saves in each contest (2.01 GAA and .943 SV% over the span) ... Made 32 saves and earned a win in the Rangers' season opener on Oct. 7 at CHI; started his 10th consecutive regular season opener with the Rangers (2006-07 – 2015-16), becoming the second goaltender in franchise history to accomplish the feat (Ed Giacomin – 11 straight from 1965-66 – 1975-76) ... Became the fourth goaltender in Rangers history to appear in at least one regular season game in 11 different seasons, joining Mike Richter (14), Giacomin (11), and John Vanbiesbrouck (11) ... Stopped 37 of 39 shots he faced and earned a win on Oct. 10 vs. CBJ; made 30 or more saves and posted a SV% of .939 or better in each of his first three appearances of a season for the first time in his NHL career ... Was selected as one of the

game's Three Stars in eight consecutive appearances from Oct. 15 at MTL to Nov. 10 vs. CAR; allowed two goals or fewer in each of the eight contests ... Posted a personal career-high nine-game point streak from Oct. 18 vs. NJD to Nov. 14 at OTT (7-0-2, 1.41 GAA, .955 SV%, 1 SO) ... Made 34 saves, and stopped each of the last 33 shots he faced, on Oct. 22 vs. ARI ... Made a season-high 46 saves, and stopped all 23 shots he faced in the third period and overtime, on Oct. 24 at PHI ... Posted a personal six-game winning streak from Oct. 30 vs. TOR to Nov. 14 at OTT (1.32 GAA, .955 SV%, 1 SO over the span); the streak was tied for the third-longest of his career ... Stopped all 33 shots he faced to earn a win and a shutout on Nov. 10 vs. CAR; made his 743rd overall appearance and his 19,405th overall save with the Rangers in the contest, passing Richter to become the franchise's all-time leader in each category ... Made 22 saves in regulation/overtime and stopped two of three shooters he faced in the shootout to earn his 10th win of the season on Nov. 14 at OTT; earned 10 wins within his first 14 appearances of a season for the first time in his NHL career ... Stopped 26 of 28 shots he faced on Nov. 19 at TBL; allowed two goals or fewer in his 10th consecutive road start/appearance (dating back to Mar. 31, 2015), becoming the second Rangers goaltender to accomplish the feat (John Ross Roach – 11 straight from Dec. 20, 1930 – Feb. 15, 1931) ... Stopped all 31 shots he faced to earn a win and a shutout on Nov. 23 vs. NSH; earned his 300th career win in either regulation or the five-minute overtime period ... Made 33 saves to earn a win on Nov. 30 vs. CAR; earned his 352nd career win with the Rangers, passing Terry Sawchuk for the third-most wins a goaltender has earned with one franchise in NHL history ... Made 36 saves, and stopped all 15 shots he faced in the third period and overtime, on Dec. 2 at NYI ... Stopped 23 of 24 shots he faced and earned a win on Dec. 6 vs. OTT; earned his 302nd career win in either regulation or the five-minute overtime period, passing Richter for the most career wins not earned in a shootout with the Rangers in franchise history ... Made 28 saves and tallied an assist on Dec. 11 at EDM ... Made 18 saves to earn his 15th win of the season on Dec. 15 vs. EDM; posted the 11th 15-win season of his career (2005-06 – 2015-16), passing Richter for the most 15-win seasons in franchise history ... Started 11 consecutive games from Dec. 18 at WPG to Jan. 16 at PHI; made at least 10 consecutive starts for the 12th time in his NHL career and for the first time since starting the final 14 games of the 2012-13 season ... Allowed two goals or fewer in six consecutive appearances from Jan. 11 vs. BOS to Jan. 24 at OTT ...

Stopped 32 of 33 shots he faced and earned a win on Jan. 11 vs. BOS; became the first goaltender to make at least 20,000 overall saves in Rangers history ... Made 29 saves, and stopped all 26 shots he faced at 5-on-5 play, while making his 10th consecutive start on Jan. 14 at NYI ... Made 34 saves in regulation and overtime, stopped all three shooters he faced in the shootout, and tallied an assist to earn his 20th win of the season on Jan. 16 at PHI; became the first goaltender in NHL history to earn at least 20 wins in each of his first 11 seasons ... Stopped 30 of 32 shots he faced while making his 40th appearance of the season on Jan. 24 at OTT; passed Richter to become the franchise leader among goaltenders in seasons with 40 or more appearances (11) and became the second goaltender in NHL history to make at least 40 appearances in each of his first 11 NHL seasons (Tiny Thompson – 12 from 1928-29 – 1939-40) ... Posted an 8-3-0 record, along with a 1.81 GAA, a .934 SV%, and 2 SO in February; posted a .965 SV% at even strength during the month ... Registered a personal five-game winning streak from Feb. 4 vs. MIN to Feb. 14 vs. PHI (1.18 GAA, .954 SV%, 1 SO over the span) ... Made 26 saves in regulation and stopped both shooters he faced in the shootout to earn his 25th win of the season on Feb. 6 at PHI; became the seventh goaltender in NHL history to register at least 25 wins in 10 different seasons ... Selected as the NHL's Second Star of the Week for the week ending on Feb. 14 (3-0-0 record, 0.67 GAA, .976 SV%, 1 SO); stopped all 68 shots he faced at even strength during the week ... Stopped 27 of 28 shots he faced to earn a win on Feb. 8 vs. NJD ... Stopped all 34 shots he faced to earn a win and a shutout on Feb. 10 at PIT, becoming the first Rangers goaltender to earn a shutout on the road against PIT since Feb. 27, 1971 (Giacomin); earned his 366th career NHL win, passing Martin Brodeur for the most wins a goaltender has earned in his first 11 seasons in NHL history ... Stopped 21 of 22 shots he faced and earned a win while appearing in his 667th career game with the Rangers on Feb. 14 vs. PHI; passed Richter to become the Rangers' all-time leader in regular season appearances by a goaltender ... Stopped all 22 shots he faced to earn a win and a shutout on Feb. 21 vs. DET; registered his 59th career NHL shutout, passing Roach and tying Nabokov for 17th place on the league's all-time shutouts list ... Made 31 saves while making his 50th appearance of the season on Feb. 23 at NJD; established a franchise record for most seasons with at least 50 appearances (nine) ... Made 35 saves to earn his 30th win of the season on Feb. 25 at STL; became the first goaltender in NHL history to

earn at least 30 wins in 10 of his first 11 seasons and the third goaltender in NHL history to earn 30 or more wins in at least 10 different seasons (Brodeur – 14; Roy – 13); passed Richter to become the Rangers' all-time leader in regular season saves ... Made 36 saves to earn his 370th career NHL win on Feb. 27 at DAL; passed Tom Barrasso for sole possession of 16th place on the NHL's all-time wins list ... Made 40 saves on Mar. 12 at DET ... Made 43 saves on Mar. 19 at SJS ... Made 25 saves and earned a win on Mar. 21 vs. FLA; played the 40,000th minute of his NHL career, becoming the fifth goaltender in NHL history to play at least 40,000 minutes with one franchise ... Made 39 saves, including 30 in the final two periods, and earned a win on Mar. 23 vs. BOS ... Stopped 29 of 32 shots he faced while making his 60th appearance of the season on Mar. 27 vs. PIT; extended his franchise record for seasons with 60 or more appearances (eight) and became the fourth goaltender in NHL history to make 60 or more appearances in at least eight of his first 11 NHL seasons ... Made 27 saves and tallied his fourth assist of the season to earn a win on Apr. 4 at CBJ; earned his 373rd career NHL win, passing Andy Moog for sole possession of 15th place on the league's all-time wins list ... Made 39 saves and earned a win on Apr. 5 vs. TBL; earned his 374th career NHL win, tying John Vanbiesbrouck for 14th place on the league's all-time wins list ... Became the first goaltender in Rangers history to appear in at least one playoff game in 10 different seasons ... Made 29 saves and earned a win in Game 2 of the First Round at PIT on Apr. 16; earned his 55th career NHL playoff win, passing Terry Sawchuk for 15th place on the NHL's all-time playoff wins list. **2014-15:** Tied for seventh in the NHL in goals against average (2.25), tied for eighth in the NHL in shutouts (five), and tied for 10th in the NHL in save percentage (.922) ... Became the second goalie in NHL history to post a 2.50 GAA or better in each of his first 10 seasons ... Posted a .920 SV% or better for the sixth consecutive season and for the seventh time in 10 NHL seasons ... Made 23 saves and recorded the win in the Rangers' season opener on Oct. 9 at STL; became the fifth Rangers goalie to appear in parts of 10 seasons with the team (along with Mike Richter, Ed Giacomin, John Vanbiesbrouck, and Gump Worsley) and became the third goalie in franchise history to start nine consecutive regular season openers ... Stopped all 33 shots he faced to record a win/shutout on Oct. 19 vs. SJS ... Stopped all 25 shots he faced through regulation and overtime while appearing in his 583rd career NHL game on Nov. 1 vs. WPG; passed Worsley for second on the Rangers' all-

time appearances list ... Registered a 16-4-0 record, along with a 1.82 GAA, a .938 SV%, and 1 SO in 20 appearances from Dec. 8 vs. PIT to Feb. 2 vs. FLA; allowed two goals or fewer in 15 of those 20 contests ... Posted a personal seven-game winning streak from Dec. 8 vs. PIT to Dec. 27 vs. NJD (1.54 GAA, .940 SV%, and 1 SO over the span); tied his career-high ... Stopped all 16 shots he faced to record his 55th career NHL shutout on Dec. 14 at EDM; passed Ed Giacomin and Bernie Parent for 20th on the NHL's all-time shutouts list ... Named NHL Third Star of the Week for the week ending on Dec. 14, as he posted a 3-0-0 record, along with a 1.30 GAA, a .951 SV%, and 1 SO in three appearances ... Made 19 saves and recorded a win while appearing in his 600th career NHL game on Dec. 27 vs. NJD; became the ninth goalie to appear in at least 600 games with one franchise in NHL history and became one of four goalies in NHL history who posted at least 325 wins through his first 600 career games (Jacques Plante, Martin Brodeur, Chris Osgood) ... Made 30 saves and posted his 20th win of the season on Jan. 10 at SJS; became the first goalie in NHL history who has won at least 20 games in each of his first 10 NHL seasons and tied Richter for the most 20-win seasons in franchise history ... Made at least 30 saves in six of seven appearances from Jan. 16 at CBJ to Feb. 2 vs. FLA, including in four straight games from Jan. 16 at CBJ to Jan. 27 at NYI; made 30 or more saves in four consecutive appearances for the first time since Dec. 17 – Dec. 23, 2009 ... Posted his 30th win of the season on Apr. 11 at WSH; became the first goalie in NHL history to earn at least 30 wins in nine of his first 10 NHL seasons and became the fourth goalie in NHL history to earn at least 30 wins in nine different seasons, joining Martin Brodeur, Patrick Roy, and Ed Belfour ... Tied for third in the NHL in wins (11) and GAA (2.11), and ranked fourth in the NHL in SV% (.928) in the playoffs ... Allowed two goals or fewer in 14 of 19 playoff appearances, and allowed one goal in nine appearances ... Posted a 1.53 GAA and a .939 SV% (124 saves on 132 shots) in the First Round against PIT; recorded the second-lowest GAA in a playoff series in his career, and the lowest since the ECQF against ATL in 2007 (1.50) ... Appeared in his 94th career playoff game with the Rangers in Game 2 vs. PIT on Apr. 18; became the Rangers' all-time leader in playoff appearances (among skaters and goaltenders) ... Posted a 1.65 GAA and a .946 SV% in the Second Round against WSH ... Appeared in his 100th career NHL playoff contest in Game 3 at WSH on May 4; became the first Ranger (skater or goaltender) to appear in 100 playoff games with the franchise ... Made

28 saves while making his 100th consecutive playoff appearance with the Rangers in Game 4 at WSH on May 6; became the third goaltender in NHL history to appear in 100 consecutive playoff games with one franchise (Brodeur – NJD; Roy – COL) ... Stopped 28 of 29 shots and earned a win in Game 5 vs. WSH on May 8; allowed two goals or fewer for the eighth consecutive playoff game, establishing a franchise record ... Made 42 saves and earned his 50th career NHL playoff win in Game 6 at WSH on May 10; the 42 saves were the most he made in one playoff game which ended in regulation in his career ... Made 35 saves and earned a win in Game 7 vs. WSH on May 13; earned his sixth career win in Game 7 of a playoff series, tying Brodeur and Roy for the most Game 7 wins in NHL history, and earned his 10th consecutive win when facing elimination at MSG (0.96 GAA, .968 SV%, 2 SO in the 10 games). **2013-14:** Tied for fourth in the NHL in shutouts (five), tied for seventh in wins (33), and tied for first among goalies in assists (four) ... Registered a 2.36 GAA and a .920 SV%; posted a save percentage of .920 or better for the fifth consecutive season ... Became the Rangers' all-time wins leader by recording his 302nd career victory in an 8-4 win on Mar. 18 at OTT ... Became the Rangers' all-time leader in shutouts by recording his 50th career shutout on Mar. 22 at NJD ... Posted a 2-0-0 record with a 2.00 GAA and a .925 SV% in two contests at Yankee Stadium as part of the 2014 Coors Light NHL Stadium Series; became the first goalie to win two outdoor games in one season and three outdoor games in his career ... Recorded his 300th career NHL win with a 30-save shutout on Mar. 9 vs. DET; became the 29th goalie in NHL history to win 300 games and the 11th to win 300 games with one team; tied Ed Giacomin's franchise record for career shutouts with 49 ... Made 30 saves in a 4-2 win on Mar. 14 at WPG; tied Mike Richter for the franchise record in career wins (301) ... Established playoff career-highs in appearances (25) and wins (13) ... Established a franchise record for playoff appearances is one year ... Ranked second in the NHL in wins, GAA (2.14), and SV% (.927) ... Stopped 26 of 27 shots in Game 7 of the First Round vs. PHI on Apr. 30; became one of four goalies in NHL history to win four consecutive Game 7s (Patrick Roy, Ed Belfour, Cam Ward) ... Posted a 1.87 GAA and a .940 SV% in the Second Round against PIT ... Appeared in his 77th career playoff game in Game 3 vs. PIT on May 5; passed Richter for first on the team's all-time playoff appearances list ... Made 35 saves in Game 7 at PIT on May 13; became the first goalie in NHL history to win five consecutive Game 7s, posting a 0.80 GAA and a .973 SV% in the five

games ... Registered a playoff career-high, five-game winning streak from Game 5 at PIT on May 9 to Game 2 of the Eastern Conference Final at MTL on May 19 (1.20 GAA, .964 SV% over the span) ... Made 40 saves to record his 40th career playoff victory in Game 2 at MTL on May 19 ... Stopped all 18 shots he faced in Game 6 vs. MTL on May 29; passed Richter for first on the Rangers' all-time playoff wins list with his 42nd career playoff victory, and tied Richter for first on the team's all-time playoff shutouts list with his ninth career playoff shutout ... Made at least 40 saves in three of five Stanley Cup Final games against LAK. **2012-13:** Tied for the NHL lead in wins (24) to become the first Rangers goaltender to lead the league in wins since Mike Richter in 1993-94 (42) ... Tied for fifth in the NHL in SV% (.926) and ranked seventh in GAA (2.05) ... Nominated for the Vezina Trophy as the NHL's top goaltender for the fifth time in his career ... Captured Rangers' MVP honors for the seventh time and the for the seventh consecutive season, both Rangers records ... Posted his second shutout of the season, and 45th of his career, on Apr. 27 vs. NJD to pass Ed Giacomin as the franchise leader in career total shutouts (regular season + playoffs) with 51 total shutouts in his career ... Named the NHL's Third Star for the week ending Apr. 7, posting a 3-0-1 mark with a 1.22 GAA and .962 SV% over the span ... Established a playoff career-high in SV% (.934); was the highest save percentage a Rangers goalie has posted in one playoff year in franchise history ... Tied for second in the league in SV% and ranked sixth in GAA (2.14) in the playoffs ... Posted back-to-back shutouts in Game 6 of the Eastern Conference Quarterfinals vs. WSH on May 12 and Game 7 at WSH on May 13, becoming the first goaltender since Dominik Hasek to record consecutive shutouts in Games 6 and 7 of a playoff series (2002 Western Conference Finals) ... Posted a playoff career-high shutout streak of 152:23 from the beginning of Game 6 vs. WSH on May 12 vs. to 12:23 of the second period of Game 1 of the Eastern Conference Semifinals at BOS on May 16. **2011-12:** Established career-bests in wins (39), GAA (1.97), and SV% (.930) ... Ranked third in the NHL in wins, tied for third in SV% and shutouts (eight), and tied for fourth in GAA ... Captured Rangers' MVP honors for the sixth consecutive year, which established a franchise record, and tied him with Brian Leetch for the most in franchise history ... Posted a career-high shutout streak of 182:33 from 19:11 of the second period on Jan. 21 at BOS to 12:02 of the second period on Feb. 5 vs. PHI ... Posted his sixth shutout of the season, and second in as many starts, stopping 34 shots through

regulation/overtime and four of five shootout attempts on Feb. 1 at BUF; passed Kerr for second on the Rangers' all-time shutouts list with 41 career shutouts and marked the first time in his career he posted shutouts in two consecutive appearances ... Stopped nine of 12 shots in the first period while making his third career All-Star appearance on Jan. 29 ... Made 27 saves to post his fourth shutout and 20th win of the season on Jan. 17 vs. NSH; became the third Rangers' goalie to post 20+ wins in seven straight seasons (Richter: 1995-02; Giacomin: 1966-74 ... Posted a career-high, seven-game winning streak from Dec. 20 - Jan. 10 ... Made a career-high 32 consecutive starts from Feb. 11, 2011 at ATL to Oct. 22 at EDM (37 straight including playoffs) ... Stopped all 40 shots he faced for his first win and shutout of the season on Oct. 18 at VAN ... Established playoff career-bests in shutouts (three), and GAA (1.82) ... Tied for the NHL lead in shutouts, ranked second in GAA, third in wins, and fifth in SV% ... Made 46 saves in a triple overtime victory in Game 3 of the Eastern Conference Semifinals at WSH on May 2. **2010-11:** Established a career-high in shutouts (11) ... Led the NHL in shutouts and road wins (20), ranked fifth in saves (1,813), tied for fifth in appearances (68), tied for sixth in wins (36), ranked seventh in GAA (2.28), and tied for seventh in SV% (.923) ... Captured the Rangers' MVP Award for a franchise record, fifth consecutive year ... Posted his career-high, 11th shutout of the season, while appearing in his 400th career NHL game with 26 saves in a 1-0 win at BOS on Mar. 26; moved into a tie for second place in team history for most shutouts in a season ... Registered his 30th win of the season on Mar. 18 vs. MTL, extending his NHL record with six consecutive 30-win seasons to begin his career, and his franchise record with six consecutive 30-win seasons ... Turned aside the first penalty shot attempt in NHL All-Star Game history at 6:13 of the third period, and stopped 11 of 14 shots in the third while making his second career All-Star Game appearance on Jan. 30 in Carolina ... Tied the NHL record for longest assist streak by a goaltender (Tom Barrasso - 1984-85, 1988-89; Ed Belfour - 2001-02) becoming the first Rangers goalie to record an assist in three consecutive games (goalie games played) on Jan. 5 vs. CAR, Jan. 7 at DAL and Jan. 11 vs. MTL ... Posted his 25th career shutout, and first of the season, stopping 36 shots in a 2-0 win on Oct. 30 at TOR, passing Richter, Chuck Rayner and Worsley and moving into fourth place on the Rangers' all-time regular season shutouts list. **2009-10:** Established career-highs in appearances (73) and saves (1,942) ... Tied for second in the NHL in appearances,

ranked fourth in saves, fifth in ice time (4,203:49), eighth in GAA (2.38), and tied for seventh in SV% (.921) and 10th in wins (35) ... Established a single-season franchise record for appearances by a goalie ... Made 35 saves through regulation/overtime, and stopped all three shots faced in the shootout, to post his 30th win of the season on Mar. 25 at NJD, becoming the only goalie in NHL history to post 30 or more wins in each of his first five NHL seasons, and the first Rangers goaltender in team history to post five straight 30-win seasons. **2008-09:** Ranked third in the NHL in saves (1,839), and fourth in wins (38) and appearances (70) ... Became the first goaltender in NHL history to reach the 30-win mark in each of his first four seasons on Mar. 12 at NSH ... Appeared in his first career NHL All-Star Game on Jan. 25 in Montreal. **2007-08:** Led the NHL in shutouts (10), tied for fourth in wins (37) and ranked sixth in GAA (2.23); became the first Rangers goalie to lead the league in shutouts since 1970-71 (Giacomin - eight) ... Nominated as a finalist for the Vezina Trophy, as the NHL's top goaltender, for the third consecutive season ... Turned aside all 25 shots he faced to record his 10th shutout of the season on Apr. 3 at NYI; became the first Ranger goalie to register at least 10 shutouts in one season since Roach in 1928-29 ... Stopped 26 shots on Mar. 6 at NYI for his 30th win of the season, becoming only the second goalie in NHL history to record three straight 30-win seasons to begin their career at the time (Ron Hextall, 1986-87 to 1988-89). **2006-07:** Ranked fifth in the NHL in appearances (70), tied for sixth in the NHL in shutouts (five), ranked eighth in GAA (2.34), tied for eighth in wins (37), and tied for ninth in SV% (.917) ... Tied for fourth in the NHL with eight shootout wins ... Named a finalist for the Vezina Trophy as the league's top goaltender for the second consecutive season ... Ranked third in the NHL in SV% (.924) and fifth in GAA (2.07) in the playoffs ... Made 21 saves to record his first career NHL playoff win in Game 1 of the Eastern Conference Quarterfinals at ATL on Apr. 12 ... Stopped all 21 shots he faced to register his first career NHL playoff shutout in Game 3 vs. ATL on Apr. 17. **2005-06:** Ranked fourth in the NHL in SV% (.922), ranked fifth in GAA (2.24), and tied for 11th in wins (30) ... Named a finalist for the Vezina Trophy as the NHL's top goaltender ... Named to the NHL's All-Rookie Team; became the second goaltender in franchise history to be named to the NHL's All-Rookie Team ... Posted his 30th win of the season on Mar. 29 at NYI, breaking the Rangers rookie goaltending wins record previously held by Jim Henry (1941-42) and Johnny Bower (1953-54) ...

Posted his first career NHL shutout on Oct. 17 vs. FLA ... Recorded his first NHL win on Oct. 13 vs. NJD ... Made his Rangers/NHL debut on Oct. 8 at NJD, posting 24 saves in a 3-2 overtime loss.

EUROPEAN CAREER: 2004-05: Led the Swedish Elite League (SEL, now the Swedish Hockey League) in wins (33), GAA (1.79), SV% (.936) and shutouts (six) while capturing the SEL Championship with Frolunda ... Established multiple national playoff records, including GAA (1.05), SV% (.962), shutout streak (172:29), and shutouts (six) ... Captured Sweden's Best Player Award and the league's MVP. **2003-04:** Voted to the Swedish Media All-Star Team and was named the SEL Goaltender of the Year for the second consecutive season. **2002-03:** Led the SEL in GAA (1.45), SV% (.948), and SO (six); was named to the league's All-Star Team and was named the league's Goaltender of the Year ... Helped Frolunda capture the SEL championship; posted a 2.11 GAA and a .922 SV% in 12 playoff appearances. **2001-02:** Named the Swedish Junior Hockey Player of the Year ... Posted an 8-0 record, along with a 2.21 GAA and a .931 SV% in eight SEL playoff appearances with Frolunda ... Appeared in one game with Frolunda's J20 team in SuperElit. **2000-01:** Split the season between Frolunda in the SEL, Frolunda's J20 team in SuperElit, and IF Molndal Hockey in Allsvenskan ... Helped Frolunda's J20 team win a gold medal in SuperElit; posted a 1.97 GAA and a .927 SV% in five playoff appearances ... Made his SEL debut during the season. **1999-00:** Helped Frolunda's J20 team win a gold medal in SuperElit. **1998-99:** Made his debut with Frolunda's J20 team in SuperElit and appeared in 35 games during the season.

INTERNATIONAL CAREER: 2019: Appeared in six games while representing Sweden at the 2019 IIHF World Championship. **2017:** Posted a 5-0-0 record, along with a 1.31 GAA and a .946 SV% (122 saves on 129 shots) in five appearances while helping Sweden earn a gold medal at the 2017 IIHF World Championship ... Led all goaltenders in the tournament in GAA and SV% ... Stopped 42 of 43 shots he faced in regulation and overtime, and stopped all four shots he faced in the shootout in the Gold Medal Game against Canada on May 21. **2016:** Posted a 1-1-1 record, along with a 2.25 GAA, a .940 SV%, and 1 SO in three appearances while representing Sweden at the 2016 World Cup of Hockey ... Ranked third among all tournament goaltenders (min. two appearances) in SV% and was one of four goaltenders who posted a shutout in the tournament. **2014:** Posted a 5-1-0 record,

a 1.50 GAA, a .943 SV%, and 2 SO in six games while helping Sweden capture a silver medal at the 2014 Winter Olympics in Sochi, Russia ... Named to the Olympic All-Star Team ... His 12 wins rank second all-time in Olympic competition (Vladislav Tretiak - 17). **2010:** Represented Sweden at the 2010 Winter Olympic Games ... Led all tournament goaltenders in GAA (1.34) and shutouts (two), and ranked fourth in SV% (.927). **2008:** Posted a 3-2-0 record, along with a 2.97 GAA and a .911 SV% in five games while representing Sweden at the 2008 IIHF World Championship. **2006:** Captured a Gold Medal with Team Sweden at the 2006 Winter Olympics, posting a 5-1-0 record, along with a 2.33 GAA. **2005:** Appeared in nine games for Sweden at the 2005 IIHF World Championship, posting a 6-3-0 record, along with a 2.35 GAA. **2004:** Captured a silver medal while representing Sweden at the 2004 IIHF World Championship ... Ranked third among all goaltenders in the tournament in GAA (1.64) and saves (160), ranked fourth in shutouts (one), and ranked sixth in SV% (.925) ... Named to the Tournament All-Star Team and was named one of the Top Three Players on his Team in the tournament ... Was a member of Sweden's team at the 2004 World Cup of Hockey. **2003:** Was a member of Sweden's team at the 2003 IIHF World Championship. **2002:** Ranked second overall in minutes played (259:15), ranked fourth in GAA (2.15) and ranked fifth in SV% (.906) while representing Sweden at the 2002 IIHF World Junior Championship. **2001:** Posted a 1.86 GAA and a .928 SV% in seven appearances while representing Sweden at the 2001 IIHF World Junior Championship ... Ranked fourth among goaltenders in SV% and ranked fifth in GAA in the tournament. **2000:** Posted a 2.25 GAA and a .939 SV% in four appearances while helping Sweden earn a bronze medal at the 2000 IIHF U18 World Championship ... Ranked second among goaltenders (min. four appearances) in GAA and SV% in the tournament.

BACKGROUND: Became the official spokesperson for the Garden of Dreams Foundation in Jan. 2009 ... He conceived and created the Crown Collection, a collection of apparel he designed with a percentage of proceeds benefiting the Garden of Dreams Foundation ... Recipient of the 2012 Garden of Dreams Hero Award, an award established in 2009 to annually honor a person or organization who embodies the spirit and commitment of the Garden of Dreams Foundation, with active, ongoing dedication to children facing obstacles ... Established the Henrik Lundqvist Foundation in 2014; The foundation, through its fundrais-

ing efforts and community outreach, strives to create positive change in the lives of children and adults throughout the world through education and health services ... Was a finalist for the NHL's King Clancy Memorial Trophy in 2018-19, which is awarded annually "to the player who best exemplifies leadership qualities on and off the ice and has made a noteworthy humanitarian contribution in his community" ... Received the Victoria Scholarship in 2016; the award has been given annually since 1979 to the Swedish athlete who had the best performance of the year, and it is awarded on July 14, which is the birthday of Victoria, Crown Princess of Sweden ... Nominated for the inaugural Sports Humanitarian of the Year Award, presented by ESPN and Playstation, in 2015; the award celebrates and honors athletes, teams, nonprofits, and members of the sports industry for using sport to serve communities and make a positive impact on society ... Was a finalist for the 2014-15 NHL Foundation Player Award, which is presented annually to "an NHL player who applies the core values of hockey -- commitment, perseverance and teamwork -- to enrich the lives of people in his community" ... Partnered with celebrities for the MSG Networks series "The Mask with Henrik Lundqvist" in 2015; the five-part series featured Henrik in one-on-one interviews with people such as Michael J. Fox, Tiesto, Jeff Gordon, and John McEnroe, as they designed one-of-a-kind goalie masks that Henrik wore during the 2014-15 season, and over \$220,000 has been raised through The Mask with Henrik Lundqvist's event, auction and related campaigns ... Teamed up with tennis great John McEnroe to create Rock of Dreams, a fundraiser featuring their band "Noise Upstairs" at the Canal Room in New York City, to raise over \$60,000 for charity, including \$48,000 for the Garden of Dreams Foundation ... Auctioned off the customized mask he created for the 2012 Winter Classic following the Rangers' victory,

raising over \$37,000 for the Garden of Dreams ... Co-hosted the "Henke and Zucca Summer Classic" on Aug. 11, 2018 at Ullevaal Stadion in Oslo, Norway, along with Mats Zuccarello to benefit The Zuccarello Foundation, The Henrik Lundqvist Foundation, and Right to Play ... Was the first hockey player to be featured on HBO's award winning series, "Real Sports with Bryant Gumbel." ... Was selected as the NHL's Best Dressed Player as part of the 2019 NHL Fan Choice Awards ... Named to Vanity Fair's 2013 International Best Dressed List ... Appeared in the "Ice Cold Killers" fashion feature in the Nov. 2012 issue of Esquire Magazine ... Named one of the most stylist New Yorkers by US Weekly Magazine ... Was awarded "Most Stylish Athlete" at the 2012 Style Awards during Mercedes Benz Fashion Week ... Made a guest appearance, along with fellow teammates, on the Sept. 30, 2009 episode of Late Show with David Letterman to present the Top 10 list ... Named to Page Six Magazine's "Best-Dressed of NYC Fashion Week" list (Sept. 2008) ... Inducted into Grey Line New York's "Ride of Fame" on Aug. 31, 2010, joining the ranks of Rachel Ray and Whoopi Goldberg, as a personalized bus was unveiled featuring his likeness ... Featured in spread of 2010 Vogue magazine's celebrated September issue ... Named to People Magazine's "100 Most Beautiful People" list in 2006 ... Opened Tiny's Restaurant in Tribeca with Sean Avery in April of 2011 ... Twin brother Joel, was drafted by Dallas in the third round of the 2000 NHL Entry Draft, and they played against each other three times in the NHL ... Is a fan of Bruce Springsteen and the Foo Fighters ... Played guitar with a band in Frolunda ... Nickname is Hank ... Married - wife, Therese; daughters, Charlise and Juli.

CAREER TRANSACTIONS: June 25, 2000 - Selected by the Rangers in the seventh round, 205th overall, of the 2000 NHL Entry Draft.

KING HENRIK - ON AND OFF THE ICE

Over his 14 seasons with the Rangers, Henrik has not only established himself as one of the greatest players in franchise history, but also as an exceptional ambassador in the New York Metropolitan Area.



Henrik became the official spokesperson for the Garden of Dreams Foundation in January of 2009. In 2012, he received the Garden of Dreams Hero Award (above), which annually honors a person or organization who embodies the spirit and commitment of the Garden of Dreams Foundation, with active, on-going dedication to children facing obstacles.



"Working with Garden of Dreams gives me perspective on what is important in life. We're lucky to be playing hockey for a living. Being a part of Garden of Dreams Foundation gives kids dreams and possibilities. It humbles me."



In April of 2014, Henrik and his wife, Therese, founded the Henrik Lundqvist Foundation (HLF). Through its fundraising efforts and community outreach, HLF strives to create positive change in the lives of children and adults throughout the world through education and health services.

- Since its inception, over \$2.5 million has been raised to benefit HLF community partners, and HLF's own program, the HLF Young Ambassador Program. In addition, HLF has directly given grants and made commitments of nearly \$1 million supporting children's health and education.
- Over the past five seasons, Henrik has hosted approximately 1,230 children from various Garden of Dreams partner organizations and their families in "Henrik's Crease" for a Rangers game experience at MSG, courtesy of donations from HLF.
- Henrik's support and active involvement helped Garden of Dreams Foundation raise \$467,000 during the 2018-19 season, including over \$270,000 during the Rangers' annual Casino Night.



- Through the HLF Young Ambassadors Program, which was created in 2015, Henrik has also helped inspire young people to make a difference in the world. The Program is open to young women and men ages 12-18 who reside in New York, New Jersey or Connecticut, and over a nine-month period, requires Young Ambassadors to complete 15 hours of community service, organize one independent service project in support of HLF's mission, team up with HLF on a service project, and make a presentation to his/her class, team or other community group about HLF's mission and his/her work as an HLFYA. Henrik hosted HLF Young Ambassadors at a Rangers game last season (above).

Henrik has been a finalist for several awards throughout his career in recognition of his efforts in the community:

- 2018-19 King Clancy Memorial Trophy - for the NHL player who "best exemplifies leadership qualities on and off the ice and has made a noteworthy humanitarian contribution in his community."
- 2014-15 NHL Foundation Player Award - for the NHL player who "applies the core values of hockey - commitment, perseverance, and teamwork - to enrich the lives of people in his community."
- 2015 Sports Humanitarian of the Year, presented by ESPN and Playstation - the award celebrates and honors athletes, teams, nonprofits, and members of the sports industry for using sport to serve communities and make a positive impact on society.

CAREER STATISTICS

REGULAR SEASON

SEASON	TEAM	LEAGUE	GP	W	L	T	OT	SO	GA	SA	GAA	SV%	MIN	A	PIM
1998-99	Frolunda Jr.	SWE-JR.	35	-	-	-	-	0	95	-	2.73	-	2,100	-	-
1999-00	Frolunda Jr.	SWE-JR.	30	-	-	-	-	0	73	-	2.45	-	1,726	-	-
	Sweden	WJC-18	4	-	-	-	-	0	9	-	2.25	-	240	-	-
2000-01	Frolunda Jr.	SWE-JR.	19	-	-	-	-	2	50	-	2.64	-	1,140	-	-
	Frolunda UI8	SWE-UI8	2	-	-	-	-	0	5	-	2.50	-	120	-	-
	Molndal	Allsvenskan	7	-	-	-	-	0	29	-	4.22	-	420	-	-
	Frolunda	SHL	4	-	-	-	-	0	11	-	3.47	-	190	-	-
2001-02	Sweden	WJC	7	3	4	0	-	0	13	-	1.86	-	419	-	-
	Frolunda	SHL	20	-	-	-	-	2	52	-	2.71	-	1,152	-	-
	Frolunda Jr.	SWE-JR.	1	1	0	0	-	0	4	-	4.00	-	60	-	-
	Sweden	WJC	7	3	2	2	-	1	15	-	2.15	-	419	-	-
2002-03	Frolunda	SHL	28	-	-	-	-	6	40	-	1.45	-	1,650	-	-
	Frolunda Jr.	SWE-JR.	1	1	0	0	-	0	4	-	4.00	-	60	-	-
	Sweden	WC	-	-	-	-	-	-	-	-	-	-	-	-	-
	Frolunda	SHL	48	-	-	-	-	7	105	-	2.17	-	2,897	-	-
2003-04	Sweden	WC	8	5	2	1	-	1	13	-	1.64	-	476	-	-
	Frolunda	SHL	44	33	8	3	-	6	79	-	1.79	-	2,642	-	-
	Sweden	WC	9	6	3	0	-	1	20	188	2.35	-	510	-	-
	Sweden	W-Cup	-	-	-	-	-	-	-	-	-	-	-	-	-
2005-06	RANGERS	NHL	53	30	12	-	9	2	116	1,485	2.24	.922	3,112	2	0
	Sweden	Olympics	6	5	1	0	-	0	14	-	2.33	-	360	-	-
2006-07	RANGERS	NHL	70	37	22	-	8	5	160	1,927	2.34	.917	4,109	0	0
2007-08	RANGERS	NHL	72	37	24	-	10	10	160	1,823	2.23	.912	4,305	0	2
	Sweden	WC	5	3	2	0	-	0	14	157	2.97	-	-	-	-
2008-09	RANGERS	NHL	70	38	25	-	7	3	168	2,007	2.43	.916	4,153	2	0
2009-10	RANGERS	NHL	73	35	27	-	10	4	167	2,109	2.38	.921	4,204	1	0
	Sweden	Olympics	3	2	1	-	0	2	4	55	1.34	.927	179	-	-
2010-11	RANGERS	NHL	68	36	27	-	5	11	152	1,965	2.28	.923	4,007	4	6
2011-12	RANGERS	NHL	62	39	18	-	5	8	123	1,753	1.97	.930	3,754	2	4
2012-13	RANGERS	NHL	43	24	16	-	3	2	88	1,190	2.05	.926	2,575	1	0
2013-14	RANGERS	NHL	63	33	24	-	5	5	144	1,810	2.36	.920	3,655	4	0
	Sweden	Olympics	6	5	1	-	0	2	9	159	1.50	.943	360	0	0
2014-15	RANGERS	NHL	46	30	13	-	3	5	103	1,329	2.25	.922	2,743	1	0
2015-16	RANGERS	NHL	65	35	21	-	7	4	156	1,944	2.48	.920	3,772	4	4
2016-17	RANGERS	NHL	57	31	20	-	4	2	148	1,650	2.74	.910	3,240	1	0
	Sweden	W-Cup	3	1	1	-	1	1	7	116	2.25	.940	187	0	0
	Sweden	WC	5	5	0	-	0	0	7	129	1.31	.946	320	0	0
2017-18	RANGERS	NHL	63	26	26	-	7	2	174	2,036	2.98	.915	3,503	1	0
2018-19	RANGERS	NHL	52	18	23	-	10	0	158	1,699	3.07	.907	3,089	3	0
	Sweden	WC	6	4	2	-	0	1	17	151	2.84	.887	359	0	0
NHL/NYR TOTALS			857	449	298	-	93	63	2,017	24,727	2.41	.918	50,220	26	16

PLAYOFFS

SEASON	TEAM	LEAGUE	GP	W	L	SO	GA	SA	GAA	SV%	MIN
1999-00	Frolunda Jr.	SWE-JR.	5	4	1	2	7	-	1.40	-	300
2000-01	Frolunda UI8	SWE-UI8	3	2	1	0	5	-	1.62	-	182
2001-02	Frolunda	SHL	8	8	0	2	18	-	2.21	-	489
2002-03	Frolunda	SHL	12	-	-	2	26	-	2.11	-	739
2003-04	Frolunda	SHL	10	-	-	0	20	-	1.97	-	610
2004-05	Frolunda	SHL	14	12	2	6	15	-	1.05	-	854
2005-06	RANGERS	NHL	3	0	3	0	13	79	4.41	.835	177
2006-07	RANGERS	NHL	10	6	4	1	22	291	2.07	.924	637
2007-08	RANGERS	NHL	10	5	5	1	26	287	2.57	.909	608
2008-09	RANGERS	NHL	7	3	4	1	19	207	3.00	.908	380
2010-11	RANGERS	NHL	5	1	4	0	13	156	2.25	.917	346
2011-12	RANGERS	NHL	20	10	10	3	38	554	1.82	.931	1,251
2012-13	RANGERS	NHL	12	5	7	2	27	411	2.14	.934	756
2013-14	RANGERS	NHL	25	13	11	1	54	737	2.14	.927	1,516
2014-15	RANGERS	NHL	19	11	8	0	41	570	2.11	.928	1,166
2015-16	RANGERS	NHL	5	1	3	0	15	113	4.39	.867	205
2016-17	RANGERS	NHL	12	6	6	1	29	395	2.25	.927	775
NHL/NYR TOTALS			128	61	65	10	297	3,800	2.28	.922	7,816

RANGER ROYALTY

Henrik Lundqvist holds or shares the following NHL records:

NHL RECORDS	
Wins by a goaltender who was born outside of North America	449
Appearances by a goaltender who was born outside of North America	857
Saves by a goaltender who was born outside of North America	22,710
Fewest appearances to earn 400 career wins	727
Consecutive 20-win seasons to start an NHL career	13 (2005-06 – 2017-18)
Consecutive 20-win seasons at any point in an NHL career	13 (2005-06 – 2017-18)
30-win seasons in the first 13 seasons of an NHL career	11 (2005-06 – 2011-12; 2013-14 – 2016-17)
Is also the sole record-holder in 30 win-seasons over the first nine seasons (8), first 10 seasons (9), first 11 seasons (10), and first 12 seasons (11) of an NHL career	
Wins in the first 11 seasons of an NHL career	374
Wins in the first 12 seasons of an NHL career	405
Consecutive seasons with a .900 SV% or better to start a career (min. 30 appearances in each season)	14 (2005-06 – 2018-19)
Seasons with a .920 SV% or better (tied with Hasek and Luongo)	8 (2005-06; 2009-10 – 2015-16)
Consecutive seasons with a .920 SV% or better	7 (2009-10 – 2015-16)
Appearances by a goaltender who has only played with one NHL franchise in his career	857
Wins by a goaltender who has only played with one NHL franchise in his career	449
Wins in Game 7 of a playoff series (tied with Brodeur and Roy)	6
Consecutive wins in Game 7 of a playoff series	6
Consecutive seasons with a 2.50 or better GAA to start an NHL career	11 (2005-06 – 2015-16)
Consecutive seasons with 40 or more appearances to begin an NHL career	14 (2005-06 – 2018-19)
Consecutive wins when facing elimination in a playoff series at home	10 (2008 – 2015)
Career shootout wins	61
Career shootout saves	290
Consecutive saves in the shootout	25 (Mar. 27, 2006 - Dec. 7, 2006)
Shots faced in one shootout without allowing a goal	13 (Oct. 7, 2006 at Philadelphia)
Career wins in outdoor games	4
Wins in outdoor games in one season	2 (2013-14)
Consecutive (personal) games played with an assist – among goaltenders (tied with Barrasso and Belfour)	3 (Jan. 5 – Jan. 11, 2011)
Consecutive games with 50 or more saves and registering a win	2 (Feb. 28, 2018 and Mar. 2, 2018)

Lundqvist is the NHL's leader among active goaltenders in several categories, including career appearances (857), career wins (449), and career shutouts (63).

RANGER ROYALTY

Henrik Lundqvist holds or shares the following Rangers records:

RANGERS RECORDS

Career wins	449
Career appearances	857
Career shutouts	63
Career saves	22,710
Career minutes played	50,219:35
Career save percentage (min. 75 appearances)	.918
Overall appearances (regular season + playoffs combined) by a goaltender	985
Overall wins (regular season + playoffs combined) by a goaltender	510
Career regular season wins at Madison Square Garden	254
Career playoff appearances (skater or goaltender)	128
Career playoff wins	61
Career playoff shutouts	10
Consecutive playoff appearances (skater or goaltender)	127
Career playoff save percentage (min. 10 appearances)	.922
Career playoff saves	3,503
Career playoff minutes	7,816:16
Seasons with at least one playoff appearance (among goaltenders)	11 (2005-06 – 2008-09; 2010-11 – 2016-17)
Playoff years with at least 10 wins	3 (2011-12; 2013-14 – 2014-15)
Career shootout appearances	109
Career shootout wins	61
Career shootout saves	290

30-win seasons	11 (2005-06 – 2011-12; 2013-14 – 2016-17)
Consecutive 30-win seasons	7 (2005-06 – 2011-12)
20-win seasons	13 (2005-06 – 2017-18)
Consecutive 20-win seasons	13 (2005-06 – 2017-18)
Seasons with 70 or more appearances	4 (2006-07 – 2009-10)
Seasons with 60 or more appearances	9 (2006-07 – 2011-12; 2013-14; 2015-16; 2017-18)
Seasons with 50 or more appearances	12 (2005-06 – 2011-12; 2013-14; 2015-16 – 2018-19)
Seasons with a .900 SV% or better	14 (2005-06 – 2018-19)
Seasons with a .920 SV% or better	8 (2005-06; 2009-10 – 2015-16)
Consecutive regular season openers started by a goaltender	13 (2006-07 – 2018-19)
Appearances by a goaltender in one season	73 (2009-10)
Minutes played in one season	4,304:48 (2007-08)
Save percentage in one season (min. 25 appearances)	.930 (2011-12)
Wins in one season by a rookie goaltender	30 (2005-06)
Save percentage in one season by a rookie goaltender (min. 10 appearances)	.922 (2005-06)
Appearances by a goaltender in one playoff year	25 (2013-14)
Minutes played in one playoff year	1,515:35 (2013-14)
Saves in one playoff year	683 (2013-14)
Save percentage in one playoff year (min. three appearances)	.934 (2012-13)
Career wins in overtime	11
Wins in overtime in one playoff year	4 (2014-15)
Shootout appearances in one season	13 (2007-08 and 2008-09)
Shootout wins in one season	9 (2008-09)
Career assists by a goaltender	26
Rangers' MVP Awards	9 (2006-07 – 2012-13; 2015-16; 2017-18)
Consecutive Rangers' MVP Awards	7 (2006-07 – 2012-13)

CAREER STATISTICS

RECORD VS. NHL

TEAM	GP	W	L	OT	GA	GAA	SV%	SO
ANA	14	7	5	1	35	2.61	.911	0
ARI	11	8	2	1	27	2.48	.919	0
BOS	44	28	14	2	92	2.09	.931	6
BUF	37	21	13	2	82	2.32	.921	2
CGY	12	8	4	0	31	2.63	.912	0
CAR	43	30	12	1	86	1.98	.933	2
CHI	14	7	5	2	35	2.54	.917	0
COL	14	6	5	3	31	2.26	.924	0
CBJ	22	11	8	2	60	2.92	.907	0
DAL	15	9	6	0	33	2.27	.926	0
DET	18	7	5	6	37	2.01	.936	4
EDM	11	5	3	2	26	2.45	.911	1
FLA	40	26	10	3	83	2.10	.929	5
LAK	14	5	6	3	39	2.77	.913	0
MIN	14	6	7	0	42	3.25	.885	0
MTL	38	16	18	3	102	2.80	.902	3
NSH	15	9	6	0	32	2.14	.929	2
NJD	64	38	18	8	128	2.00	.929	8
NYI	61	30	21	7	141	2.41	.915	5
NYR	-	-	-	-	-	-	-	-
OTT	43	17	22	3	94	2.22	.926	2
PHI	59	35	17	5	143	2.50	.917	4
PIT	64	29	24	11	165	2.60	.911	4
SJS	13	6	5	1	32	2.70	.921	1
STL	12	5	6	0	24	2.14	.929	1
TBL	42	20	16	6	102	2.49	.913	2
TOR	32	15	11	5	89	2.96	.897	2
VAN	15	9	6	0	33	2.42	.925	2
VGK	2	1	0	1	8	3.95	.893	0
WSH	40	21	12	7	110	2.77	.906	4
WPG	34	14	11	8	75	2.22	.922	3
TOTALS	857	449	298	93	2,017	2.41	.918	63

NHL AWARDS

Vezina Trophy	2011-12
NHL First All-Star Team	2011-12
NHL Second All-Star Team	2012-13
NHL All-Rookie Team	2005-06

RANGERS AWARDS

Rangers MVP (as voted by the Professional Hockey Writers Association)	2006-07, 2007-08, 2008-09, 2009-10, 2010-11, 2011-12, 2012-13, 2015-16, 2017-18
Steven McDonald Extra Effort Award	2005-06, 2017-18
John Halligan Good Guy Award (Cooperation with Media)	2007-08
Lars-Erik Sjoberg Award (Best Rookie in Training Camp)	2005-06
Rangers Fan Club Frank Boucher Trophy (Most Popular Player On and Off the Ice)	2006-07, 2009-10
Rangers Fan Club Rookie of the Year	2005-06
Rangers Fan Club Ceil Sidel Memorial Award (Dedication to the Organization On and Off the Ice)	2005-06, 2008-09

CAREER HIGHLIGHTS

CAREER HIGHS (LAST TIME)	
SHOTS FACED	55 (2x), 2/28/18 at VAN
SAVES	50 (3x), 3/2/18 at CGY
WIN STREAK	7 (3x), 12/8/14 - 12/27/14
SHUTOUT STREAK	182:37, 1/21/12 - 2/5/12
POINT STREAK	9, 10/18/15 - 11/14/15 (7-0-2)

NHL FIRSTS

GAME	10/8/05 at NJD (2-3, OT)
WIN	10/13/05 vs. NJD (4-1)
SHUTOUT	10/17/05 vs. FLA (4-0)

CAREER SHOOTOUTS

W	L	SA	GA	SV%
61	48	399	109	.727

40 OR MORE SAVE GAMES (33; 18-6-9)

DATE	OPPONENT	RESULT	SAVES
12/14/06	at DAL	5-2	43
3/24/07	at BOS	2-1	40
10/18/08	at DET	4-5 (OT)	40
2/13/09	at FLA	1-2 (SO)	42
1/12/10	NJD	0-1 (SO)	45
2/6/10	NJD	3-1	41
3/4/10	PIT	4-5 (OT)	50
4/11/10	at PHI	1-2 (SO)	46
11/26/10	at FLA	3-0	40
12/29/10	at NJD	3-1	43
10/18/11	at VAN	4-0	40
2/14/12	at BOS	3-0	42
4/6/13	at CAR	4-1	48
11/21/13	at DAL	3-2	41
10/24/15	at PHI	2-3 (SO)	46
3/12/16	at DET	2-3 (OT)	40
3/19/16	at SJS	1-4	43
11/25/16	at PHI	3-2	40
2/7/17	ANA	4-1	43
3/7/17	at FLA	5-2	43
10/13/17	at CBJ	1-3	40
11/17/17	at CBJ	0-2	40
11/24/17	DET	2-1	40
12/21/17	at NJD	3-4 (SO)	45
1/14/18	at PIT	2-5	42
2/28/18	at VAN	6-5	50
3/2/18	at CGY	3-1	50
3/31/18	at CAR	2-1	40
10/11/18	SJS	3-2	41
11/23/18	at PHI	0-4	42
2/19/19	at CAR	2-1	43
3/7/19	at DET	2-3 (SO)	43
3/16/19	at MIN	2-5	42

CAREER PENALTY SHOTS (21)

DATE	OPPONENT	PLAYER (RESULT)
11/25/06	at PIT	Jordan Staal (Save)
12/7/06	PIT	Nils Ekman (Goal)
1/20/07	ATL	Marian Hossa (Save)
10/23/07	at PIT	Jordan Staal (Save)
10/29/07	TBL	Vincent Lecavalier (Goal)
2/3/08	at MTL	Sergei Kostitsyn (Goal)
1/18/09	at PIT	Sidney Crosby (Save)
1/9/10	at BOS	Marco Sturm (Save)
3/21/10	at BOS	Daniel Paille (Save)
1/2/12	at PHI	Daniel Briere (Save)
12/8/13	WSH	Mikhail Grabovski (Goal)
12/20/13	NYI	Cal Clutterbuck (Goal)
3/5/14	TOR	Tyler Bozak (Goal)
3/7/14	at CAR	Jeff Skinner (Goal)
11/5/14	DET	Gustav Nyquist (Save)
11/21/15	at FLA	Reilly Smith (Save)
2/26/17	CBJ	Brandon Saad (Save)
10/31/17	VGK	David Perron (Goal)
12/11/17	CAR	Jeff Skinner (Save)
3/28/18	at WSH	Evgeny Kuznetsov (Save)
4/3/18	at NJD	Taylor Hall (Goal)

ALL-STAR GAME STATISTICS

SEASON	TEAM	MINS	GA
2008-09	Eastern Conference	20:00	6
2010-11	Team Staal	18:36	3
2011-12	Team Alfredsson	19:49	3
2017-18	Metropolitan Division	10:00	2
2018-19	Metropolitan Division	20:00	2

CAREER SHUTOUTS (63)

DATE	OPPONENT	SCORE	SAVES
10/17/05	FLA	4-0	23
1/7/06	FLA	4-0	38
11/21/06	CAR	4-0	34
2/9/07	TBL	5-0	29
2/27/07	MTL	4-0	19
3/17/07	BOS	7-0	30
3/21/07	PHI	5-0	17
10/20/07	at BOS	0-1 (SO)	19
10/25/07	NJD	2-0	22
11/1/07	WSH	2-0	31
11/5/07	PHI	2-0	30
12/9/07	NJD	1-0	17
12/18/07	PIT	4-0	18
1/22/08	ATL	4-0	14
2/24/08	FLA	5-0	23
3/9/08	BOS	1-0	29
4/3/08	at NYI	3-0	25
1/5/09	PIT	4-0	27
1/10/09	at OTT	2-0	33
3/30/09	NJD	3-0	38
11/1/09	BOS	1-0	29
1/12/10	NJD	0-1 (SO)	45
3/24/10	NYI	5-0	27
4/2/10	at TBL	5-0	30
10/30/10	at TOR	2-0	36
11/5/10	at NJD	3-0	33
11/26/10	FLA	3-0	40
12/03/10	NYI	2-0	17
12/12/10	WSH	7-0	31
1/13/11	VAN	1-0	31
1/19/11	TOR	7-0	22
2/25/11	WSH	6-0	35
3/6/11	PHI	7-0	24
3/22/11	FLA	1-0	22
3/26/11	at BOS	1-0	26
10/18/11	at VAN	4-0	40
11/26/11	PHI	2-0	29
12/26/11	NYI	3-0	28
1/17/12	NSH	3-0	27
1/24/12	WPG	3-0	22
2/1/12	at BUF	1-0	34
2/14/12	at BOS	3-0	42
2/27/12	NJD	2-0	13
4/13/13	at NYI	1-0	29
4/27/13	NJD	4-0	20
10/16/13	at WSH	2-0	22
10/31/13	BUF	2-0	29
1/16/14	DET	1-0	38
3/9/14	DET	3-0	30
3/22/14*	at NJD	2-0	21
10/19/14	SJS	4-0	33
11/1/14	WPG	0-1 (SO)	25
11/11/14	PIT	5-0	33
11/23/14	MTL	5-0	21
12/14/14	at EDM	2-0	16
11/10/15	CAR	3-0	33
11/23/15	NSH	3-0	31
2/10/16	at PIT	3-0	34
2/21/16	DET	1-0	22
11/1/16	STL	5-0	35
1/22/17	at DET	1-0	21
10/8/17	MTL	2-0	34
11/19/17	OTT	3-0	20

*Became the Rangers' all-time leader in shutouts



GREG McKEEG

CENTER

14

HEIGHT 6'0" WEIGHT 192 SHOOTS LEFT BORN JUN 17, 1992 BIRTHPLACE ST. THOMAS, ON

CAREER HIGHLIGHTS: 2018-19: Established career-highs in several categories, including goals (six), assists (five), points (11), average ice time (10:40), faceoff wins (146), and faceoffs taken (286) ... Posted the best faceoff win percentage of his NHL career in a season when he took at least 100 faceoffs (51.0%) ... Led Carolina in shooting percentage (22.2%; six goals on 27 shots on goal) and ranked second on the team (min. 100 faceoffs taken) in faceoff win percentage ... Carolina posted a 7-1-0 record in games which he recorded a point, including a 5-1-0 record in games which he tallied a goal ... Registered two points (one goal, one assist), including his first career NHL game-winning goal, and posted a plus-two rating while skating in his first NHL game of the season and making his Hurricanes debut on Jan. 4 vs. CBJ; posted a multi-point game for the first time in his NHL career ... Tied a single-game career-high with two points (one goal, one assist) and won nine of 14 faceoffs (64.3%) on Jan. 8 at NYI ... Skated in his 100th career NHL game on Jan. 20 at EDM ... Tied a single-game career-high with two points (one goal, one assist) and posted a plus-two rating on Jan. 23 at VAN ... Registered a point in back-to-back games on Feb. 7 at BUF and Feb. 8 at NYR (one goal, one assist) ... Established playoff career-highs in several categories, including games played (14), goals (two), and points (two) while helping Carolina advance to the Eastern Conference Final ... Ranked second on the Hurricanes (min. 10 faceoffs taken) in faceoff win percentage (51.1%; 47-for-92) ... Posted a plus/minus rating of even or better in 11 of 14 playoff games, including nine of 10 games he played in the first two rounds ... Registered his first career Stanley Cup Playoff goal/point, which was also the game-winning goal, in Game 4 of the Second Round vs. NYI on May 3; the goal helped Carolina complete a sweep and advance to the Eastern Conference Final ... Tallied a goal in Game 1 of the Eastern Conference Final at BOS on May 9. **2017-18:** Recorded four points (two goals, two assists) in 26 games with Pittsburgh ... Tallied an assist and established a single-game career-high with 13 faceoff wins (13-for-17; 76.5%) while making



his Penguins debut on Oct. 4 vs. STL ... Logged a single-game career-high 16:20 of ice time on Oct. 5 at CHI ... Registered a point in two consecutive games on Oct. 12 at TBL and Oct. 14 vs. FLA (one goal, one assist) ... Recorded a goal and posted a plus-one rating on Nov. 4 at VAN. **2016-17:** Split the season between Florida and Tampa Bay ... Established a career-high in games played (46) ... Won 90 of 180 faceoffs he took during the season (50.0%) ... Tallied his first career NHL assist and posted a plus-one rating on Oct. 18 at TBL ... Registered a goal in two consecutive games on Jan. 4 vs. WPG and Jan. 6 vs. NSH ... Made his Lightning debut on Mar. 1 vs. CAR ... Tallied an assist and posted a plus-one rating on Mar. 27 vs. CHI. **2015-16:** Tallied two goals in 15 games with Florida ... Made his Panthers debut on Feb. 15 vs. PIT ... Registered his first career NHL goal/point on Mar. 29 vs. TOR ... Skated in one playoff game with Florida ... Made his Stanley Cup Playoff debut in Game 3 of the First Round at NYI on Apr. 17. **2014-15:** Skated in three games with Toronto. **2013-14:** Skated in one game with the Maple Leafs ... Made his NHL debut on Feb. 1 vs. OTT.

AHL CAREER: 2018-19: Recorded 23 points (six goals, 17 assists) in 31 games with Charlotte ... Ranked sixth on the Checkers in points per game (0.74) ... Tied a single-game AHL career-high with three assists on Oct. 26 at Binghamton ... Posted back-to-back multi-point games on Feb. 7 at Hartford and Feb. 8 at Springfield (one goal, three assists) ... Registered two goals in his final AHL game of the season on Dec. 31 at Toronto. **2017-18:** Split the season between Wilkes-Barre/Scranton and Charlotte; recorded 35 points (14 goals, 21 assists) and a plus-17 rating in 47 games ... Established an AHL career-high in plus/minus rating ... Tallied a goal and established a single-game AHL career-high with a plus-five rating on Dec. 13 vs. Springfield ... Recorded 23 points (nine goals, 14 assists) in 19 games with Charlotte ... Registered a point in 17 of 19 games with the Checkers, including an AHL career-high 12-game point streak from Mar. 10 vs. Hartford to Apr. 7 vs. Hershey (nine goals, nine assists)



over the span); the 12-game point streak tied a Checkers franchise record ... Tallied five points (one goal, four assists) and posted a plus-two rating in eight playoff games with Charlotte ... Established AHL playoff career-highs in assists and shots on goal (18) ... Tied for the team lead in assists, tied for second in points, and tied for third in plus/minus rating in the playoffs ... Posted a three-game assist/point streak in the first three games of the playoffs (one goal, four assists), helping Charlotte complete a three-game sweep of Wilkes-Barre/Scranton. **2016-17:** Recorded four points (two goals, two assists) in seven games with Springfield ... Tallied three points (two goals, one assist), including the game-winning goal, on Dec. 16 vs. Binghamton. **2015-16:** Registered 23 points (10 goals, 13 assists) and a plus-one rating in 47 games with Portland ... Tallied his first career AHL hat trick, recorded the game-winning goal, and posted a plus-three rating on Oct. 23 vs. Albany ... Registered three points (one goal, two assists) on Jan. 15 vs. Bridgeport ... Recorded one goal in three playoff contests. **2014-15:** Tallied 37 points (22 goals, 15 assists) and posted a plus-nine rating in 62 games with Toronto ... Established AHL career-highs in goals, game-winning goals (four), and shots on goal (126) ... Ranked second on the Marlies in goals, tied for third in game-winning goals, and ranked fourth in points and shots on goal ... Posted four multi-goal games during the season ... Tallied two goals and posted a plus-six rating in five playoff games ... Established an AHL playoff career-high in plus/minus rating ... Led the Marlies in plus/minus rating and tied for third on the team in goals in the playoffs. **2013-14:** Recorded 47 points (19 goals, 28 assists) in 65 games with Toronto ... Established AHL career-highs in games played, assists, points, and power play goals (seven) ... Ranked third on the Marlies in assists and points, tied for third in power play goals, and ranked fourth in goals ... Established a single-game AHL career-high with four points (two goals, two assists), registering a point on all four goals, and tallied the game-winning goal on Nov. 16 vs. Charlotte ... Posted seven multi-point games in a span of 15 contests from Feb. 5 vs. San Antonio to Mar. 16 vs. Hamilton (six goals, eight assists over the stretch) ... Recorded six points (three goals, three assists) in 14 playoff games ... Established AHL playoff career-highs in games played (14) and game-winning goals (three), and tied AHL playoff career-highs in goals (three), assists (three), and points (six) ... All of his three goals in the playoffs were game-winning goals ... Tied for second in the AHL - and led Toronto - in game-winning goals in the playoffs ... Recorded a point in six of the first eight playoff games ...

Tallied the game-winning goal in Toronto's series-clinching games against Milwaukee in the first round and Chicago in the second round of the playoffs. **2012-13:** Registered 23 points (eight goals, 15 assists) and a plus-four rating in 61 games with Toronto ... Ranked second among Marlies rookies in assists and points, and ranked third among Marlies rookies in goals ... Notched his first career AHL assist on Oct. 21 vs. Grand Rapids ... Established a single-game AHL career-high with three assists on Mar. 10 vs. Peoria ... Registered six points (three goals, three assists) in nine playoff games; established AHL playoff career-highs in goals, assists, and points ... Tied for third on the Marlies in goals and tied for fourth on the team in points in the playoffs ... Recorded two points (one goal, one assist), including his first career AHL playoff goal, assist, and point, while making his AHL playoff debut on Apr. 27 vs. Rochester. **2010-11:** Tallied one goal in two games with Toronto following the conclusion of his junior season ... Made his AHL debut on Apr. 9 vs. Rochester ... Registered his first career AHL goal/point on Apr. 10 vs. Abbotsford.

JUNIOR CAREER: 2011-12: Split the season between Erie and London; registered 75 points (31 goals, 44 assists) in 65 games ... Began the season as Erie's captain; was serving as Erie's captain for the second season prior to being traded to London ... Established single-game OHL career-highs with six assists and six points on Oct. 7 vs. Owen Sound ... Recorded 41 points (19 goals, 22 assists) in 30 games after joining London ... Posted an 11-game point streak from Jan. 14 at Saginaw to Feb. 9 at Windsor, including five consecutive multi-point games from Jan. 14 to Jan. 22 ... Registered 11 points (four goals, seven assists) in 15 playoff games while helping London win the OHL Championship ... Established OHL playoff career-highs in games played, assists, points, and plus/minus rating (plus-five), and tied his OHL playoff career-high in goals ... Recorded one goal in four games during the Memorial Cup. **2010-11:** Registered 92 points (49 goals, 43 assists) and a plus-20 rating in 66 games with Erie ... Established OHL career-highs in goals, points, and plus/minus rating ... Tied for third in the OHL in goals and ranked eighth in points; ranked third in the OHL in power play goals (17) ... Served as Erie's captain ... Recorded five points (four goals, one assist) in seven playoff games; established an OHL playoff career-high in goals. **2009-10:** Tallied 85 points (37 goals, 48 assists) and posted a plus-18 rating in 67 games with Erie ... Established an OHL career-high in assists ... Played in the OHL All-Star Game ... Ranked 11th in the OHL in points ... Ranked sec-

and on Erie in goals, and ranked third in assists, points, and plus/minus rating ... Recorded three points (two goals, one assist) in four playoff games. **2008-09:** Registered 18 points (eight goals, 10 assists) in 64 games with Erie in his rookie season ... Tallied three points (two goals, one assist) in five playoff games.

JUNIOR A CAREER: 2007-08: Recorded five points (four goals, one assist) in three games with the St. Thomas Stars of the Western Ontario Hockey League (WOHL), which is part of the Greater Ontario Junior Hockey League (GOJHL).

MIDGET CAREER: 2007-08: Registered 113 points (64 goals, 49 assists) in 58 games with the Elgin Middlesex Chiefs Minor Midget AAA team in the Alliance Hockey Minor Midget Pavilion League (AHMMPL) ... Led the league in goals and points ... Recorded nine points (four goals, five assists) in six games with the Elgin Middlesex Chiefs in the OHL Cup.

INTERNATIONAL CAREER: 2010: Tallied seven points (one goal, six assists) and posted a plus-two rating in six games while representing Canada at the 2010 IIHF U18 World Championship ... Led all skaters in the tournament in faceoff win percentage (70.8%). **2009:** Recorded

one assist while helping Canada-Ontario win a gold medal at the 2009 World U17 Hockey Challenge.

BACKGROUND: Nickname is "Kegger" ... His great uncle is Lou Fontinato, who played parts of seven seasons with the Rangers (1954-55 - 1960-61) ... Lists golf as his greatest passion besides hockey, and one item on his bucket list is to play golf in Scotland ... Says Leonardo DiCaprio is the actor who would play him in a movie ... Lists Steve Yzerman and Joe Thornton as his hockey idols growing up ... Says his most sentimental possession is his OHL Championship ring from 2011-12 with the London Knights ... Single.

CAREER TRANSACTIONS: June 26, 2010 - Selected by Toronto in the third round, 62nd overall, of the 2010 NHL Entry Draft. **June 19, 2015 -** Acquired by Florida in exchange for Zach Hyman and a conditional seventh-round pick in the 2017 NHL Entry Draft (conditions not met). **February 27, 2017 -** Claimed off waivers by Tampa Bay. **July 1, 2017 -** Signed by Pittsburgh as a free agent. **February 26, 2018 -** Acquired by Carolina in exchange for Josh Jooris. **July 1, 2019 -** Signed by the Rangers as a free agent.

CAREER STATISTICS

SEASON	TEAM	LEAGUE	REGULAR SEASON					PLAYOFFS				
			GP	G	A	PTS	PIM	GP	G	A	PTS	PIM
2007-08	Elgin Middlesex Chiefs	AHMMPL	58	64	49	113	-	-	-	-	-	-
	St. Thomas Stars	WOHL	3	4	1	5	2	-	-	-	-	-
2008-09	Erie	OHL	64	8	10	18	22	5	2	1	3	4
	Canada-Ontario	WHC-17	6	0	1	1	2	-	-	-	-	-
2009-10	Erie	OHL	67	37	48	85	32	4	2	1	3	0
	Canada	WJC-18	6	1	6	7	4	-	-	-	-	-
2010-11	Erie	OHL	66	49	43	92	35	7	4	1	5	12
	Toronto	AHL	2	1	0	1	0	-	-	-	-	-
2011-12	Erie	OHL	35	12	22	34	32	-	-	-	-	-
	London	OHL	30	19	22	41	22	15	4	7	11	2
	London	M-Cup	-	-	-	-	-	4	1	0	1	4
2012-13	Toronto	AHL	61	8	15	23	22	9	3	3	6	10
2013-14	Maple Leafs	NHL	1	0	0	0	0	-	-	-	-	-
	Toronto	AHL	65	19	28	47	31	14	3	3	6	10
2014-15	Maple Leafs	NHL	3	0	0	0	0	-	-	-	-	-
	Toronto	AHL	62	22	15	37	39	5	2	0	2	12
2015-16	Panthers	NHL	15	2	0	2	2	1	0	0	0	2
	Portland	AHL	47	10	13	23	22	3	1	0	1	2
2016-17	Panthers	NHL	31	3	3	6	11	-	-	-	-	-
	Lightning	NHL	15	0	1	1	11	-	-	-	-	-
	Springfield	AHL	7	2	2	4	2	-	-	-	-	-
2017-18	Penguins	NHL	26	2	2	4	8	-	-	-	-	-
	Wilkes-Barre/Scranton	AHL	28	5	7	12	10	-	-	-	-	-
	Charlotte	AHL	19	9	14	23	4	8	1	4	5	2
2018-19	Hurricanes	NHL	41	6	5	11	8	14	2	0	2	4
	Charlotte	AHL	31	6	17	23	18	-	-	-	-	-
NHL TOTALS			132	13	11	24	40	15	2	0	2	6

STATISTICAL BREAKDOWN

SEASON	PPG	SHG	GWG	+/-	S	S%	TF	F%	H	BS	MIN
2013-14	0	0	0	E	1	0.0	6	16.7	2	0	3:43
2014-15	0	0	0	E	1	0.0	33	51.5	3	2	9:11
2015-16	0	0	0	1	14	14.3	111	45.0	20	6	8:15
2016-17	0	0	0	-3	36	8.3	180	50.0	48	16	9:54
2017-18	0	1	0	-4	21	9.5	233	49.4	19	10	9:41
2018-19	0	0	1	-2	27	22.2	286	51.0	30	18	10:40
TOTALS	0	1	1	-8	100	13.0	849	49.4	122	52	9:51

SCORING VS. NHL

TEAM	GP	G	A	PTS
ANA	1	0	0	0
ARI	3	0	0	0
BOS	6	0	0	0
BUF	6	1	0	1
CGY	4	0	0	0
CAR	1	0	0	0
CHI	3	0	1	1
COL	2	0	1	1
CBJ	3	1	1	2
DAL	3	0	1	1
DET	5	0	0	0
EDM	5	1	0	1
FLA	6	2	0	2
LAK	1	0	0	0
MIN	4	0	0	0
MTL	6	1	0	1
NSH	5	1	0	1
NJD	4	0	0	0
NYI	2	1	1	2
NYR	7	0	1	1
OTT	8	0	1	1
PHI	3	0	0	0
PIT	6	0	0	0
SJS	2	0	0	0
STL	2	0	1	1
TBL	9	0	2	2
TOR	7	1	0	1
VAN	4	2	1	3
VGK	1	0	0	0
WSH	7	0	0	0
WPG	6	2	0	2
TOTALS	132	13	11	24

CAREER HIGHLIGHTS

CAREER HIGHS (LAST TIME)

GOALS	1 (13x), 3/8/19 vs. WPG
ASSISTS	1 (11x), 2/23/19 at DAL
POINTS	2 (3x), 1/23/19 at VAN
PIM	5 (2x), 3/24/17 at DET
SHOTS	3 (7x), 2/8/19 at NYR
PLUS/MINUS	2 (3x), 1/23/19 at VAN
ICE TIME	16:20, 10/5/17 at CHI
GOAL STREAK	2, 1/4/17 – 1/6/17 (2)
ASSIST STREAK	N/A
POINT STREAK	2 (3x), 2/7/19 – 2/8/19 (1G-1A)

NHL FIRSTS

GAME	2/1/14 vs. OTT
GOAL	3/29/16 vs. TOR (Bernier)
ASSIST	10/18/16 at TBL



VLADISLAV NAMESTNIKOV

90

CENTER

HEIGHT 6'0" WEIGHT 183 SHOOTS LEFT BORN NOV 22, 1992 BIRTHPLACE ZHUKOVSKIY, RUSSIA

CAREER HIGHLIGHTS: 2018-19: Established career-highs in shorthanded goals (two), shorthanded assists (three), shorthanded points (five), hits (140), and blocked shots (62) ... Tied for seventh in the NHL in shorthanded assists and tied for eighth in the NHL in shorthanded points ... Led the Rangers in shorthanded assists, shorthanded points, shorthanded shots on goal (15), and minor penalties drawn (19), tied for the team lead in shorthanded goals, ranked third in game-winning goals (three) and hits, and tied for fourth in primary assists (14) ... Ranked second among Rangers forwards in blocked shots ... Tallied an assist and posted a plus-one rating on Oct. 7 at CAR ... Registered eight points (two goals, six assists) in a 12-game span from Oct. 28 at LAK to Nov. 21 vs. NYI; the Rangers posted a 9-2-1 record in those 12 contests ... Tallied two points (one goal, one assist) on Oct. 28 at LAK ... Notched an assist and posted a plus-two rating in two consecutive games on Nov. 4 vs. BUF and Nov. 6 vs. MTL ... Recorded an assist while skating in his 300th career NHL game on Nov. 15 at NYI ... Registered the game-winning goal and was credited with four hits in 18:27 of ice time on Nov. 17 vs. FLA ... Tallied a shorthanded goal on Dec. 8 at FLA ... Tied single-game career-highs with two assists and three points, recorded a shorthanded assist on the game-winning goal, and posted a plus-three rating on Dec. 18 vs. ANA; selected as the game's Second Star ... Tallied an assist and posted a plus-one rating on Dec. 27 vs. CBJ ... Notched an assist, tied for the game-high with four shots on goal, and posted a plus-one rating on Jan. 15 vs. CAR ... Was credited with four hits and registered three shots on goal while skating in a single-game career-high 24:14 of ice time on Jan. 29 vs. PHI; led all Rangers in ice time in the contest ... Registered 11 points (six goals, five assists) over a 12-game span from Feb. 15 at BUF to Mar. 9 vs. NJD ... Tallied a point in six games over an eight-game span from Feb. 15 at BUF to Mar. 1 vs. MTL (five goals, three assists), and posted a season-high four-game point streak from Feb. 23 vs. NJD to Mar. 1 vs. MTL (two goals, two assists) ... Tied a single-game career-high with three points



(two goals, one assist) and posted a plus-three rating on Feb. 15 at BUF; named the game's First Star ... Was credited with six hits on Feb. 17 at PIT ... Registered the game-winning goal on Feb. 19 at CAR ... Logged at least 20:00 of ice time in three consecutive games from Feb. 23 vs. NJD to Feb. 27 vs. TBL ... Tallied an assist and posted a plus-two rating on Feb. 23 vs. NJD ... Recorded a power play goal and was credited with four hits in 20:21 of ice time on Feb. 24 at WSH ... Recorded the first goal of the game and led all skaters (and tied a single-game career-high) with seven shots on goal on Mar. 1 vs. MTL; named the game's Third Star ... Tied single-game career-highs with two assists and three points, registered the game-winning goal, and posted a plus-two rating on Mar. 9 vs. NJD; named the game's Second Star ... Was credited with four hits in 20:40 of ice time on Mar. 11 at EDM ... Tallied two points (one goal, one assist), including a shorthanded goal, registered an assist on the game-winning goal in overtime, and posted a plus-two rating on Apr. 6 at PIT. **2017-18:** Established career-highs in several categories, including goals (22), assists (26), points (48), power play goals (nine), and shots on goal (155) ... Registered at least one point in 36 of 81 games; his team posted a 31-4-1 record in those 36 contests ... Tallied two points (one goal, one assist), including his first goal, assist, and point as a Ranger, while making his debut with the Blueshirts on Feb. 28 at VAN ... Won 10 of 14 faceoffs (71.4%) and registered two shots on goal on Mar. 2 at CGY ... Tallied a power play goal and recorded three shots on goal on Mar. 12 vs. CAR ... Won nine of 14 faceoffs (64.3%) on Mar. 14 vs. PIT ... Registered an assist and posted a plus-one rating on Mar. 31 at CAR ... Recorded 44 points (20 goals, 24 assists) and a plus-11 rating in 62 games with Tampa Bay, including 27 points (12 goals, 15 assists) in the first 28 games of the season ... Posted a career-high seven-game point streak from Oct. 12 vs. PIT to Oct. 24 at CAR (two goals, six assists, plus-six rating over the span) ... Recorded two points (one goal, one assist), including the game-winning goal, on Oct. 30 at FLA ... Posted a five-game point streak from



Nov. 4 vs. CBJ to Nov. 16 vs. DAL (four goals, three assists) and tied his career-high with a three-game goal streak from Nov. 8 at SJS to Nov. 12 at ANA (four goals) ... Tallied his 100th career NHL point on Nov. 22 vs. CHI ... Recorded three points (one goal, two assists), including the game-winning goal, on Dec. 7 vs. COL ... Posted a multi-point game in two consecutive contests on Jan. 23 at NSH (one goal, one assist) and Jan. 25 at PHI (two goals). **2016-17:** Registered 28 points (10 goals, 18 assists) in 74 games with Tampa Bay ... Posted a multi-point game in two consecutive contests on Oct. 22 at OTT (one goal, one assist) and Oct. 25 at TOR (one goal, one assist) ... Established a single-game career-high with a plus-four rating on Oct. 25 at TOR ... Recorded two assists and posted a plus-two rating on Nov. 15 at DET ... Posted a career-high three-game goal streak from Feb. 19 at COL to Feb. 23 vs. CGY (three goals). **2015-16:** Established a career-high in plus/minus rating (plus-17); ranked second on the Lightning – and led team forwards – in plus/minus rating ... Led Tampa Bay in overtime goals (two), tied for second in games played (80), ranked fourth in even strength assists (18), tied for fourth in goals (14), and ranked fifth in even strength points (31) ... Registered two goals on Nov. 14 vs. FLA ... Tallied two points (one goal, one assist), including the game-winning goal in overtime, on Dec. 15 at TOR ... Posted a four-game point streak from Jan. 8 at EDM to Jan. 15 vs. PIT (three goals, five assists) and registered three consecutive multi-point games from Jan. 9 at VAN to Jan. 15 vs. PIT ... Tallied his first career NHL hat trick and recorded the game-winning goal in overtime on Jan. 15 vs. PIT ... Established playoff career-highs in games played (17), goals (one), assists (two), and points (three) while helping Tampa Bay advance to the Eastern Conference Final ... Registered his first career Stanley Cup Playoff goal in Game 3 of the Second Round at NYI on May 3. **2014-15:** Registered 16 points (nine goals, seven assists) in 43 games with Tampa Bay during his rookie season ... Tied for first among Lightning rookies in game-winning goals (three) and ranked second among Tampa Bay rookies in goals ... Recorded two points (one goal, one assist), including his first career NHL goal, assist, and point, on Oct. 14 vs. MTL ... Skated in 12 playoff games while helping Tampa Bay advance to the Stanley Cup Final ... Made his Stanley Cup Playoff debut in Game 1 of the First Round vs. DET on Apr. 16 ... Tallied his first career Stanley Cup Playoff assist/point in Game 2 vs. DET on Apr. 18. **2013-14:** Skated in four games with Tampa Bay ... Made his NHL debut on Feb. 8 vs. DET.

AHL CAREER: 2014-15: Registered 35 points (14 goals, 21 assists) and a plus-II rating in 35 games with Syracuse ... Established AHL career-highs in points per game (1.03) and plus/minus rating, and tied his AHL career-high in game-winning goals (three) ... Recorded two assists and six shots on goal while participating in the AHL All-Star Game on Jan. 26 ... Selected as the AHL Player of the Week for the week ending on Feb. 22. **2013-14:** Established AHL career-highs in games played (56), goals (19), assists (29), and points (48) ... Was Syracuse's co-MVP during the season ... Ranked second on Syracuse in assists and points, and ranked third in goals ... Posted a career-high 13-game point streak from Oct. 12 vs. Rochester to Nov. 15 vs. Wilkes-Barre/Scranton (eight goals, 13 assists). **2012-13:** Registered 21 points (seven goals, 14 assists) in 44 games in his rookie season in the AHL ... Tallied his first career AHL assist/point while making his AHL debut on Oct. 12 at Rochester ... Recorded seven points (two goals, five assists) in 18 playoff games while helping Syracuse advance to the Calder Cup Finals.

JUNIOR CAREER: 2011-12: Established OHL career-highs in assists (49), points (71), and plus/minus rating (plus-15) ... Led London in assists and ranked second on the team in points ... Represented Russia at the 2011 Canada Russia Series ... Recorded 18 points (four goals, 14 assists) and a plus-10 rating in 19 playoff games while helping London win the OHL Championship ... Tallied two goals in four games at the Memorial Cup. **2010-11:** Established an OHL career-high in goals (30) ... Led London in goals and plus/minus rating (plus-12), and ranked second on the team in points (69) ... Participated in the CHL Top Prospects Game and represented Russia at the 2010 Canada Russia Series ... Tallied five points (one goal, four assists) in six playoff games.

EUROPEAN CAREER: 2009-10: Registered 21 points (12 goals, nine assists) in 33 games with Khimik Voskresensk in the Supreme Hockey League (VHL), which is the second-tier of professional hockey in Russia ... Recorded one goal in two playoff contests. **2008-09:** Skated in one game with Khimik Voskresensk-2 in Russia's third-tier league.

INTERNATIONAL CAREER: 2017: Registered six points (three goals, three assists) and a plus-seven rating in 10 games while helping Russia earn a bronze medal at the 2017 IIHF World Championship. **2016:** Recorded one goal in three games while representing Russia at the 2016 World Cup of Hockey. **2010:** Tal-

lied seven points (five goals, two assists) and posted a plus-five rating in seven games while representing Russia at the 2010 IIHF World U18 Championship; was named one of the Top Three Players on his team in the tournament. **2009:** Recorded 10 points (eight goals, two assists) in five games at the 2009 World U17 Hockey Challenge ... Ranked second among all skaters in the tournament in goals ... Tallied five points (two goals, three assists) in four games at the 2009 Ivan Hlinka Memorial Tournament ... Registered four points (two goals, two assists) in four games while representing Russia at the 2009 World Junior A Challenge.

BACKGROUND: Nickname is "Vladdy" ... His father, Jevgeni Namestnikov, and two of his uncles played in the NHL ... The band he listens to the most is Blink-182 ... Single.

CAREER TRANSACTIONS: **June 24, 2011** – Selected by Tampa Bay in the first round, 27th overall, of the 2011 NHL Entry Draft. **February 26, 2018** – Acquired by the Rangers, along with Libor Hajek, Brett Howden, a first-round pick in the 2018 NHL Entry Draft (Nils Lundkvist), and a second-round pick in the 2019 NHL Entry Draft (Karl Henriksson), in exchange for Ryan McDonagh and J.T. Miller.



Vlad acknowledges fans prior to the Rangers' final home game of the 2018-19 season (above) and plays casino games with fans during the Rangers' annual Casino Night (below).



CAREER STATISTICS

SEASON	TEAM	LEAGUE	REGULAR SEASON					PLAYOFFS				
			GP	G	A	PTS	PIM	GP	G	A	PTS	PIM
2008-09	Khimik Voskresensk-2	Russia3	1	0	0	0	0	-	-	-	-	-
	Russia	WHC-17	5	8	2	10	0	-	-	-	-	-
2009-10	Khimik Voskresensk	VHL	33	12	9	21	18	2	1	0	1	2
	Russia	WJC-18	5	8	2	10	18	-	-	-	-	-
2010-11	London	OHL	68	30	39	69	49	6	1	4	5	6
2011-12	London	OHL	63	22	49	71	50	19	4	14	18	20
	London	M-Cup	-	-	-	-	-	4	2	0	2	4
2012-13	Syracuse	AHL	44	7	14	21	32	18	2	5	7	10
2013-14	Lightning	NHL	4	0	0	0	4	-	-	-	-	-
	Syracuse	AHL	56	19	29	48	40	-	-	-	-	-
2014-15	Lightning	NHL	43	9	7	16	13	12	0	1	1	4
	Syracuse	AHL	34	14	21	35	12	-	-	-	-	-
2015-16	Lightning	NHL	80	14	21	35	45	17	1	2	3	0
2016-17	Lightning	NHL	74	10	18	28	31	-	-	-	-	-
	Russia	W-Cup	3	1	0	1	0	-	-	-	-	-
	Russia	WC	10	3	3	6	8	-	-	-	-	-
2017-18	Lightning	NHL	62	20	24	44	35	-	-	-	-	-
	RANGERS	NHL	19	2	2	4	10	-	-	-	-	-
2018-19	RANGERS	NHL	78	11	20	31	44	-	-	-	-	-
	NHL TOTALS		360	66	92	158	182	29	1	3	4	4
	NYR TOTALS		97	13	22	35	54	-	-	-	-	-

STATISTICAL BREAKDOWN

SEASON	PPG	SHG	GWG	+/-	S	S%	TF	F%	H	BS	MIN
2013-14	0	0	0	-1	4	0.0	26	46.2	3	1	9:28
2014-15	1	0	3	1	46	19.6	155	45.2	41	13	12:00
2015-16	1	0	2	17	106	13.2	391	44.8	49	33	14:07
2016-17	3	0	0	-4	114	8.8	480	43.5	72	31	14:47
2017-18	9	0	2	6	155	14.2	622	45.8	79	44	17:05
2018-19	1	2	3	-7	119	9.2	54	40.7	140	62	15:48
TOTALS	15	2	10	12	544	12.1	1,728	44.7	384	184	14:59

SCORING VS. NHL

TEAM	GP	G	A	PTS
ANA	8	2	4	6
ARI	8	3	0	3
BOS	17	2	5	7
BUF	14	4	6	10
CGY	11	1	2	3
CAR	14	3	4	7
CHI	9	0	1	1
COL	9	2	4	6
CBJ	15	1	6	7
DAL	9	1	2	3
DET	20	2	6	8
EDM	10	2	2	4
FLA	18	7	2	9
LAK	8	2	3	5
MIN	9	0	1	1
MTL	17	4	5	9
NSH	9	2	1	3
NJD	15	2	4	6
NYI	15	3	5	8
NYR	9	0	1	1
OTT	14	3	5	8
PHI	15	4	3	7
PIT	14	5	8	13
SJS	8	2	1	3
STL	8	0	1	1
TBL	5	0	2	2
TOR	15	3	2	5
VAN	10	1	4	5
VGK	4	1	0	1
WSH	14	2	1	3
WPG	9	2	1	3
TOTALS	360	66	92	158

CAREER HIGHLIGHTS

CAREER HIGHS (LAST TIME)

GOALS	3, 1/15/16 vs. PIT
ASSISTS	2 (10x), 3/9/19 vs. NJD
POINTS	3 (7x), 3/9/19 vs. NJD (1G-2A)
PIM	12, 4/3/19 vs. OTT
SHOTS	7 (2x), 3/1/19 vs. MTL
PLUS/MINUS	4 (2x), 1/23/18 at NSH
ICE TIME	24:14, 1/29/19 vs. PHI
GOAL STREAK	3 (2x), 11/8/17 - 11/12/17 (4)
ASSIST STREAK	3 (3x), 10/12/17 - 10/16/17 (3)
POINT STREAK	7, 10/12/17 - 10/24/17 (2G-6A)

NHL FIRSTS

GAME	2/8/14 vs. DET
GOAL	10/13/14 vs. MTL (Tokarski)
ASSIST	10/13/14 vs. MTL

CAREER SHOOTOUTS

GOALS	SHOTS	SHOT%	GDG
0	1	0.0	0

CAREER HAT TRICKS (1)

DATE	OPPONENT	GOALTENDER
1/15/16	PIT	Fleury

BY THE NUMBERS

Is one of two players who have worn jersey No. 90 in a game in franchise history

Has worn jersey No. 90 in more games than any other Ranger



BOOB NIEVES CENTER

15

HEIGHT **6'3"** WEIGHT **214** SHOOTS **LEFT** BORN **JAN 23, 1994** BIRTHPLACE **SYRACUSE, NY**

CAREER HIGHLIGHTS: 2018-19: Was credited with three blocked shots while skating in his first NHL game of the season on Dec. 16 vs. VGK ... Registered a goal and won seven of 11 faceoffs (63.6%) on Dec. 23 vs. PHI ... Tallied a goal, which was his first career NHL game-winning goal, and posted a plus-one rating on Dec. 31 at STL; selected as the game's Second Star ... Notched an assist/point in four games over a five-game span from Jan. 8 at VGK to Jan. 15 vs. CAR (five assists during the stretch) ... Posted a three-game assist/point streak from Jan. 12 at NYI to Jan. 15 vs. CAR (four assists); both streaks were tied for his career-highs ... Notched two assists and posted a plus-two rating on Jan. 15 vs. CAR ... Logged a single-game career-high 15:14 of ice time on Jan. 17 vs. CHI ... Registered a goal and posted a plus-one rating on Feb. 15 at BUF ... Won six of nine faceoffs (66.7%) and posted a plus-one rating on Feb. 19 at CAR ... Tallied a goal and posted a plus-one rating on Feb. 27 vs. TBL ... Recorded an assist on the game-winning goal in overtime and posted a plus-one rating in 13:19 of ice time on Mar. 23 at TOR ... Established a single-game career-high with four shots on goal and logged 13:40 of ice time on Apr. 1 at NJD. **2017-18:** Registered nine points (one goal, eight assists) and a plus-six rating in 28 games with the Rangers ... Ranked fourth on the Rangers – and ranked second among team forwards – in plus/minus rating; posted a plus/minus rating of even or better in 24 of the 28 games he played ... Registered three assists/points, including his first career NHL assist/point, recorded an assist on the game-winning goal, and posted a plus-three rating while making his season debut and skating in his second career NHL game on Oct. 26 vs. ARI; became the first Ranger to post a three-point game in one of his first two career NHL contests since Stepan on Oct. 9, 2010 and the first Ranger to post a three-assist game in one of his first two career NHL games since Dominic Moore on Nov. 1, 2003 ... Was not on the ice for a goal against through his first 13 games of the season (Oct. 26 – Dec. 5; 130:58 of ice time over the span); was the only NHL player (min. 10 games played) who had not been on the ice for a goal



against during the season as of Dec. 8 at WSH ... Posted a plus/minus rating of even or better in each of his first 17 games of the season (Oct. 26 – Dec. 13; plus-nine rating) ... Tallied his first career NHL goal on Dec. 5 at PIT. **2016-17:** Skated in one game with the Rangers ... Made his NHL debut on Nov. 15 at VAN.

AHL CAREER: 2018-19: Registered eight points (three goals, five assists) in 16 games with Hartford ... Posted a multi-point game in two consecutive games on Nov. 14 vs. Bridgeport (one goal, one assist) and on Nov. 17 vs. Utica (one goal, two assists) ... Recorded a goal and posted a plus-one rating on Dec. 5 at Bridgeport. **2017-18:** Registered 21 points (eight goals, 13 assists) in 40 games with Hartford ... Established AHL career-highs in goals, assists, points, and power play goals (six), and tied AHL career-highs in games played and game-winning goals (two) ... Ranked third on the Wolf Pack in power play goals and tied for third in game-winning goals. **2016-17:** Led Wolf Pack rookies (min. 10 games played) in points per game (0.45; 18 points in 40 games) ... Registered two points (one goal, one assist) and posted a plus-two rating on Oct. 14 vs. St. John's. **2015-16:** Registered five points (two goals, three assists) in eight games with Hartford following the conclusion of his collegiate season ... Tallied his first career AHL assist/point while making his AHL debut on Apr. 1 vs. Hershey ... Recorded two goals, including his first career AHL goal, on Apr. 8 at Springfield.

COLLEGE CAREER: 2015-16: Established collegiate career-highs in goals (10), points (31), and plus/minus rating (plus-nine), and tied his collegiate career-high in assists (21) ... Helped the University of Michigan win the Big Ten Championship ... Ranked fifth on the Wolverines in assists and tied for sixth in points. **2014-15:** Tied his collegiate career-high in assists (21) ... Ranked fourth on Michigan in assists and ranked fifth in points (28). **2013-14:** Ranked second on Michigan in assists (19) and ranked sixth in points (22) ... Tallied 14 points (two goals, 12 assists) in 19 games against con-



ference opponents. **2012-13:** Established collegiate career-highs in assists (21), power play goals (three), and game-winning goals (two) ... Led Michigan in assists.

USHL CAREER: 2011-12: Registered 10 points (two goals, eight assists) in 13 games with the Indiana Ice.

HIGH SCHOOL CAREER: 2011-12: Notched 39 points (seven goals, 32 assists) in 26 games at Kent School in Connecticut ... Led Kent in assists and points. **2010-11:** Recorded 39 points (11 goals, 28 assists) in 22 games at Kent.

MIDGET CAREER: 2009-10: Recorded 72 points (30 goals, 42 assists) in 60 games with the Syracuse Nationals.

INTERNATIONAL CAREER: 2011: Tallied four points (one goal, three assists) and posted a plus-five rating in four games while representing the United States at the 2011 Ivan Hlinka Memorial Tournament.

BACKGROUND: His nickname, "Boo", was given to him by his parents as they called him that as a baby ... Says he would be captaining ships in Montauk if he was not a professional hockey player ... Majored in music at the University of Michigan ... In addition to playing hockey, he played soccer and lacrosse in high school ... Single.

CAREER TRANSACTIONS: June 23, 2012 – Selected by the Rangers in the second round, 59th overall, of the 2012 NHL Entry Draft.



Boo helps serve food at the Garden of Dreams Holiday Dinner (above) and works with kids at the National Museum of Mathematics as part of Garden of Dreams' "Show Kids New York" event (below).



CAREER STATISTICS

SEASON	TEAM	LEAGUE	REGULAR SEASON					PLAYOFFS				
			GP	G	A	PTS	PIM	GP	G	A	PTS	PIM
2009-10	Syracuse Jr. Nationals	MINOR-NY	60	30	42	72	70	-	-	-	-	-
2010-11	Kent	USHS-CT	22	11	28	39	6	-	-	-	-	-
2011-12	Kent	USHS-CT	26	7	32	39	24	-	-	-	-	-
	Indiana	USHL	13	2	8	10	2	-	-	-	-	-
2012-13	Univ. of Michigan	NCAA	40	8	21	29	18	-	-	-	-	-
2013-14	Univ. of Michigan	NCAA	34	3	19	22	18	-	-	-	-	-
2014-15	Univ. of Michigan	NCAA	35	7	21	28	18	-	-	-	-	-
2015-16	Univ. of Michigan	NCAA	35	10	21	31	18	-	-	-	-	-
	Hartford	AHL	8	2	3	5	0	-	-	-	-	-
2016-17	RANGERS	NHL	1	0	0	0	0	-	-	-	-	-
	Hartford	AHL	40	6	12	18	10	-	-	-	-	-
2017-18	RANGERS	NHL	28	1	8	9	12	-	-	-	-	-
	Hartford	AHL	40	8	13	21	12	-	-	-	-	-
2018-19	RANGERS	NHL	43	4	6	10	8	-	-	-	-	-
	Hartford	AHL	16	3	5	8	6	-	-	-	-	-
NHL/NYR TOTALS			72	5	14	19	20	-	-	-	-	-

STATISTICAL BREAKDOWN

SEASON	PPG	SHG	GWG	+/-	S	S%	TF	F%	H	BS	MIN
2016-17	0	0	0	-1	0	0.0	10	30.0	0	1	11:44
2017-18	0	0	0	6	23	4.3	219	44.3	30	19	10:12
2018-19	0	0	1	-4	34	11.8	227	38.8	33	18	9:39
TOTALS	0	0	1	1	57	8.8	456	41.2	63	38	9:54

SCORING VS. NHL

TEAM	GP	G	A	PTS
ANA	1	0	0	0
ARI	3	0	3	3
BOS	3	0	0	0
BUF	2	1	1	2
CGY	0	0	0	0
CAR	5	0	3	3
CHI	3	0	1	1
COL	1	0	0	0
CBJ	3	0	1	1
DAL	2	0	0	0
DET	3	0	1	1
EDM	2	0	0	0
FLA	1	0	0	0
LAK	2	0	0	0
MIN	0	0	0	0
MTL	2	0	0	0
NSH	0	0	0	0
NJD	5	0	1	1
NYI	3	0	1	1
NYR	-	-	-	-
OTT	3	0	0	0
PHI	3	1	0	1
PIT	6	1	0	1
SJS	0	0	0	0
STL	2	1	0	1
TBL	3	1	0	1
TOR	4	0	1	1
VAN	2	0	0	0
VGK	4	0	1	1
WSH	3	0	0	0
WPG	1	0	0	0
TOTALS	72	5	14	19

CAREER HIGHLIGHTS

CAREER HIGHS (LAST TIME)

GOALS	1 (5x), 2/27/19 vs. TBL
ASSISTS	3, 10/26/17 vs. ARI
POINTS	3, 10/26/17 vs. ARI (3A)
PIM	2 (10x), 2/23/19 vs. NJD
SHOTS	4, 4/1/19 at NJD
PLUS/MINUS	3, 10/26/17 vs. ARI
ICE TIME	15:14, 1/17/19 vs. CHI
GOAL STREAK	N/A
ASSIST STREAK	3 (2x), 1/12/19 - 1/15/19 (4)
POINT STREAK	3 (2x), 1/12/19 - 1/15/19 (4A)

NHL FIRSTS

GAME	11/15/16 at VAN
GOAL	12/5/17 at PIT (Jarry)
ASSIST	10/26/17 vs. ARI

BY THE NUMBERS

Wore jersey No. 67 for his first career NHL game

Is one of two players who have worn jersey No. 67 in a regular season game with the Rangers in franchise history

Has also worn No. 24 with the Rangers; switched to No. 15 prior to the start of the 2019-20 season



ARTEMI PANARIN

LEFT WING

10

HEIGHT 5'11" WEIGHT 170 SHOOTS RIGHT BORN OCT 30, 1991 BIRTHPLACE KORKINO, RUSSIA

CAREER HIGHLIGHTS: 2018-19: Established career-highs in several categories, including assists (59), points (87), even strength assists (47), even strength points (69), game-winning goals (eight), and overtime goals (four), and tied his career-high in even strength goals (22) ... Established Blue Jackets single-season franchise records in assists and points, eclipsing the single-season franchise records he set in 2017-18 (55 assists and 82 points) ... His four overtime goals were a Blue Jackets single-season franchise record ... Posted 25 multi-point games, which were a career-high and the most any Blue Jacket registered in one season in franchise history (breaking Rick Nash's single-season franchise record of 24 multi-point games in 2008-09) ... Tied for the NHL lead in overtime goals, tied for fifth in game-winning goals, ranked 13th in assists, and tied for 17th in points ... Ranked fourth in the NHL in even strength assists (trailing only Kucherov, McDavid, and Marner) and tied for seventh in the NHL in even strength points (tied with Crosby and Tavares) ... Led Columbus in several categories, including assists and points, tied for the team lead in game-winning goals, ranked second in goals, and led team forwards in average ice time (19:51) ... Tallied two points (one goal, one assist), including the game-winning goal in overtime, in Columbus' season opener on Oct. 4 at DET ... Registered four points (one goal, three assists) on Oct. 11 at FLA ... Recorded three points (two goals, one assist), including the game-winning goal in overtime, on Oct. 27 vs. BUF ... Posted a seven-game point streak from Dec. 22 at PHI to Jan. 5 at FLA (four goals, seven assists) ... Registered two assists and established a single-game career-high with a plus-five rating on Dec. 31 vs. OTT ... Recorded a four-game goal streak from Jan. 10 vs. NSH to Jan. 15 vs. NJD (five goals, two assists) ... Posted three consecutive multi-point games from Jan. 29 vs. BUF to Feb. 2 vs. STL (one goal, five assists) ... Recorded three points (two goals, one assist), including his 300th career NHL point, while skating in his 298th career NHL game on Feb. 16 at CHI ... Skated in his 300th career NHL game on Feb. 22 at OTT ... Tallied

four assists and posted a plus-four rating on Mar. 30 at NSH ... Established playoff career-highs in several categories, including games played (10), goals (five), assists (six), and points (11) ... His 11 points were the most any Columbus player has recorded in one playoff year in franchise history ... Ranked second in the NHL (min. 10 playoff games played) in points per game during the playoffs (1.10) ... Led Columbus in points, tied for the team lead in goals and assists, and tied for third in shots on goal (27) in the playoffs; led team forwards in average ice time (21:44) ... Recorded a point in eight of 10 playoff games; posted a playoff career-high six-game point streak from Game 1 of the First Round at TBL on Apr. 10 to Game 2 of the Second Round at BOS on Apr. 27 (four goals, five assists) ... Established a single-game playoff career-high with two goals, tied a single-game playoff career-high with three points, and recorded an assist on the game-winning goal in the second overtime while skating in a single-game playoff career-high 32:10 of ice time in Game 2 at BOS on Apr. 27. **2017-18:** Established career-highs in plus/minus rating (plus-23), shots on goal (228), and average ice time (20:08) ... Established Blue Jackets single-season franchise records at the time with 55 assists and 82 points in his first season with Columbus; he eclipsed both of those records in 2018-19 ... Tied for second in the NHL in even strength assists (41) and ranked seventh in the NHL in even strength points (61) ... Led Columbus in several categories, including goals (27), assists (55), points (82), and plus/minus rating (plus-23), tied for the team lead in game-winning goals (five) and power play goals (seven), and ranked third in shots on goal and average ice time; led Blue Jackets forwards in average ice time ... Tied for the NHL lead in shootout goals (six; was 6-for-10 (60.0%) in the shootout and tallied two game-deciding goals) ... Registered three assists while making his Blue Jackets debut on Oct. 6 vs. NYI ... Established single-game career-highs with five assists and five points, registering an assist on all five Columbus goals, on Dec. 8 at NJD; tied single-game Blue Jackets franchise records for as-





sists and points ... Tallied 36 points (12 goals, 24 assists) over his final 23 games of the season; tied for the NHL lead in assists and tied for second in the NHL in points from Feb. 18 until the end of the regular season ... Registered a point in 20 of his final 23 games during the season ... Posted a six-game point streak from Mar. 4 at SJS to Mar. 15 at PHI (three goals, seven assists), and tied a career-high with a five-game assist streak from Mar. 6 vs. VGK to Mar. 15 at PHI ... Recorded his second career NHL hat trick, tallied four points (three goals, one assist), and registered the game-winning goal on Mar. 20 at NYR ... Posted five consecutive multi-point games from Mar. 27 at EDM to Apr. 5 vs. PIT (two goals, 11 assists); tied a career-high with a five-game assist streak over the span ... Tallied seven points (two goals, five assists) in six playoff games ... Established a playoff career-high in average ice time (25:59) ... Led Columbus in assists and points, tied for second in goals, and ranked third in average ice time in the playoffs; led Blue Jackets forwards in average ice time ... Posted three consecutive multi-point games in the first three games of the First Round against WSH ... Established a single-game playoff career-high with three points (one goal, two assists), tied a single-game playoff career-high with two assists, and tallied his first career Stanley Cup Playoff overtime goal in Game 1 of the First Round at WSH on Apr. 12. **2016-17:** Named to the NHL's Second All-Star Team at Left Wing ... Established career-highs in several categories, including games played (82), goals (31), and power play goals (nine), and tied his career-high in even strength goals (22) ... Ranked fifth in the NHL in even strength points (57), tied for seventh in even strength assists (35), and tied for 11th in points (74) ... Led Chicago in power play goals, ranked second in goals, points, plus/minus rating (plus-18), and shots on goal (211), ranked third in assists (43), and tied for third in game-winning goals (five) ... Registered a career-high five-game assist streak from Oct. 28 at NJD to Nov. 5 at DAL (three goals, five assists) ... Recorded his first career "Gordie Howe Hat Trick", registering a goal, assist, and fighting major, and tallied the game-winning goal in overtime on Nov. 9 at STL ... Posted a career-high nine-game point streak from Dec. 11 vs. DAL to Dec. 29 at NSH (five goals, 10 assists) ... Named the NHL's First Star of the Week for the week ending on Dec. 18; recorded 10 points (three goals, seven assists) in four games during the week ... Posted a career-high five-game goal streak from Mar. 27 at TBL to Apr. 4 at COL (six goals, one assist) ... Named the NHL's First Star of the Week for the week ending on Apr. 2; tallied six points (five goals, one assist) in four games and

recorded a goal in all four contests ... Registered one assist in four playoff games. **2015-16:** Won the Calder Trophy as the NHL's Rookie of the Year and was named to the NHL's All-Rookie Team ... Became the seventh Blackhawk to win the Calder Trophy and the first since Patrick Kane ... Led NHL rookies in several categories, including goals (30), assists (47), points (77), and game-winning goals (seven) ... Tied for ninth in the NHL in points ... Ranked second on Chicago in goals, assists, points, power play goals (eight), and ranked third in game-winning goals, shots on goal (187), power play assists (16), and power play points (24) ... Established career-highs in power play assists and power play points ... Tallied his first career NHL goal/point while making his NHL debut on Oct. 7 vs. NYR ... Registered three points (one goal, two assists), including his first career NHL assist, and recorded his first career NHL game-winning goal on Oct. 10 vs. NYI ... Registered a multi-goal/point game and tallied the game-winning goal in back-to-back contests on Jan. 5 at PIT and Jan. 6 vs. PIT (four goals in the two contests) ... Recorded his first career NHL hat trick and tallied the game-winning goal on Feb. 17 at NYR ... Named the NHL's First Star of the Week for the week ending on Apr. 3; registered eight points (three goals, five assists) in three games, and posted back-to-back four-point games on Apr. 1 at WPG (two goals, two assists) and Apr. 3 vs. BOS (one goal, three assists) ... Notched seven points (two goals, five assists) in seven playoff games ... Tied for fourth among NHL rookies in assists and tied for fifth among NHL rookies in points in the playoffs ... Tied for the team lead in points, ranked third on Chicago in assists, tied for third in plus/minus rating (plus-two), and ranked fifth in goals in the playoffs ... Made his Stanley Cup Playoff debut in Game 1 of the First Round at STL on Apr. 13 ... Registered his first career Stanley Cup Playoff goal/point, which was also the game-winning goal, in Game 2 at STL on Apr. 15 ... Recorded his first career Stanley Cup Playoff assist in Game 3 vs. STL on Apr. 17 vs. STL ... Received the Kharlamov Trophy as the Russian Hockey Player of the Year.

EUROPEAN CAREER: 2014-15: Established KHL career-highs in several categories, including games played (54), goals (26), assists (36), and points (62) ... Named to the KHL's First All-Star Team and was selected to play in the KHL All-Star Game ... Tied for fourth in the KHL in points, ranked fifth in the league in goals, and tied for sixth in assists ... Led SKA in goals and points, and ranked second in assists ... Named the KHL's Forward of the

Month for October; tallied 17 points (10 goals, seven assists) in 13 games ... Helped SKA win the Gagarin Cup as KHL Champions; registered 20 points (five goals, 15 assists) in 20 playoff games ... Established KHL playoff career-highs in games played, goals, assists, and points, and tied his KHL playoff career-high in plus/minus rating (plus-nine) ... Tied for the KHL lead in assists and tied for third in points in the playoffs. **2013-14:** Recorded 40 points (20 goals, 20 assists) and a plus-21 rating in 51 KHL games with SKA ... Established a KHL career-high in plus/minus rating ... Led SKA in goals, tied for the team lead in points, tied for third in assists, and ranked fourth in plus/minus rating ... Skated in four playoff games. **2012-13:** Split the season between Vityaz and SKA; recorded 19 points (11 goals, eight assists) in 43 KHL games ... Recorded nine points (two goals, seven assists) in 14 playoff games with SKA. **2011-12:** Split the season between Vityaz and Ak Bars; registered 31 points (13 goals, 18 assists) in 50 KHL games ... Skated in three KHL playoff games with Ak Bars. **2010-11:** Tallied 21 points (five goals, 16 assists) in 40 KHL games with Vityaz ... Registered 17 points (five goals, 12 assists) and a plus-14 rating in 13 games with Russkie Vityazi Chekhov of the Junior Hockey League (MHL). **2009-10:** Tallied nine points (one goal, eight assists) in 20 KHL games with Vityaz ... Recorded 44 points (20 goals, 24 assists) and a plus-19 rating in 38 MHL games with Russkie Vityazi Chekhov ... Ranked fourth on the team in goals, assists, and points ... Notched three points (one goal, two assists) in three MHL playoff games. **2008-09:** Registered one assist in five KHL games with Vityaz ... Notched his first career KHL assist/point while making his KHL debut on Oct. 17 against Lada ... Recorded 68 points (29 goals, 39 assists) in 62 games with Vityaz Chekhov's 2nd team in the Russian First League (Russia3).

INTERNATIONAL CAREER: 2017: Registered 17 points (four goals, 13 assists) in nine games while helping Russia earn a bronze medal at the 2017 IIHF World Championship ... Named

the Best Forward of the Tournament and was selected to the Tournament All-Star Team; also named one of the Top Three Players on his Team in the Tournament ... Led all players in the tournament in assists and points; his 13 assists in the tournament were tied for the fifth-most in one World Championship in the tournament's history and were the most since Sergei Makarov recorded 14 with the Soviet Union in 1986. **2016:** Recorded 15 points (six goals, nine assists) and posted a plus-nine rating in 10 games while helping Russia earn a bronze medal at the 2016 IIHF World Championship ... Tallied two points (one goal, one assist) in four games while representing Russia at the 2016 World Cup of Hockey. **2015:** Registered 10 points (five goals, five assists) in 10 games while helping Russia earn a silver medal at the 2015 IIHF World Championship ... Named one of the Top Three Players on his Team in the tournament. **2011:** Recorded five points (three goals, two assists) in seven games while helping Russia win a gold medal at the 2011 IIHF World Junior Championship ... Recorded two goals in the third period, including the game-winning goal, in the Gold Medal Game against Canada on Jan. 5.

BACKGROUND: Nickname is "Bread Man" ... Lists a UFC or boxing event as the event he would like to attend if he could go to any sporting event in the world ... His favorite actor is Jackie Chan ... Says the ability to remember everything is the talent he would like to have ... Lists Nice, France as his favorite vacation destination ... Single.

CAREER TRANSACTIONS: May 1, 2015 - Signed by Chicago as an undrafted free agent. **June 23, 2017** - Acquired by Columbus, along with Tyler Motte and a sixth-round pick in the 2017 NHL Entry Draft (Jonathan Davidsson), in exchange for Brandon Saad, Anton Forsberg, and a fifth-round pick in the 2018 NHL Entry Draft (later traded). **July 1, 2019** - Signed by the Rangers as a free agent.



Artemi poses with his new Rangers jersey in the team's locker room at MSG (left) and in front of the MSG marquee (right) on July 2, 2019.

CAREER STATISTICS

SEASON	TEAM	LEAGUE	REGULAR SEASON					PLAYOFFS				
			GP	G	A	PTS	PIM	GP	G	A	PTS	PIM
2008-09	Vityaz	KHL	5	0	1	1	2	-	-	-	-	-
	Vityaz-2	Russia3	62	29	39	68	70	13	4	5	9	28
2009-10	Vityaz	KHL	20	1	8	9	16	-	-	-	-	-
	Russkie Vityazi	MHL	38	20	24	44	55	3	1	2	3	0
2010-11	Vityaz	KHL	40	5	16	21	8	-	-	-	-	-
	Russkie Vityazi	MHL	13	5	12	17	22	-	-	-	-	-
	Russia	WJC	7	3	2	5	2	-	-	-	-	-
2011-12	Vityaz	KHL	38	12	14	26	49	-	-	-	-	-
	Ak Bars	KHL	12	1	4	5	4	3	0	0	0	0
2012-13	Vityaz	KHL	40	11	7	18	22	-	-	-	-	-
	SKA	KHL	3	0	1	1	2	14	2	7	9	0
2013-14	SKA	KHL	51	20	20	40	30	4	0	0	0	2
2014-15	SKA	KHL	54	26	36	62	37	20	5	15	20	4
	Russia	WC	10	5	5	10	4	-	-	-	-	-
2015-16	Blackhawks	NHL	80	30	47	77	32	7	2	5	7	14
	Russia	WC	10	6	9	15	4	-	-	-	-	-
2016-17	Blackhawks	NHL	82	31	43	74	21	4	0	1	1	0
	Russia	W-Cup	4	1	1	2	4	-	-	-	-	-
	Russia	WC	9	4	13	17	4	-	-	-	-	-
2017-18	Blue Jackets	NHL	81	27	55	82	26	6	2	5	7	6
2018-19	Blue Jackets	NHL	79	28	59	87	23	10	5	6	11	0
NHL TOTALS			322	116	204	320	102	27	9	17	26	20

STATISTICAL BREAKDOWN

SEASON	PPG	SHG	GWG	+/-	S	S%	TF	F%	H	BS	MIN
2015-16	8	0	7	8	187	16.0	0	0.0	46	14	18:31
2016-17	9	0	5	18	211	14.7	10	20.0	23	14	19:28
2017-18	7	0	5	23	228	11.8	7	0.0	15	19	20:08
2018-19	6	0	8	14	191	14.7	4	25.0	14	17	19:51
TOTALS	30	0	25	63	817	14.2	21	14.3	98	64	19:30

SCORING VS. NHL

TEAM	GP	G	A	PTS
ANA	10	1	3	4
ARI	10	2	8	10
BOS	10	3	5	8
BUF	10	4	7	11
CGY	10	2	7	9
CAR	12	2	4	6
CHI	4	2	2	4
COL	13	5	8	13
CBJ	4	4	3	7
DAL	13	1	7	8
DET	10	7	9	16
EDM	10	5	4	9
FLA	9	1	8	9
LAK	10	3	5	8
MIN	13	4	8	12
MTL	9	2	3	5
NSH	13	3	9	12
NJD	12	5	11	16
NYI	12	5	10	15
NYR	12	12	6	18
OTT	10	2	8	10
PHI	12	6	11	17
PIT	12	9	6	15
SJS	9	3	5	8
STL	14	4	11	15
TBL	10	1	1	2
TOR	10	4	8	12
VAN	10	1	8	9
VGK	3	2	5	7
WSH	12	5	4	9
WPG	14	6	10	16
TOTALS	322	116	204	320

CAREER HIGHLIGHTS

CAREER HIGHS (LAST TIME)

GOALS	3 (2x), 3/20/18 at NYR
ASSISTS	5, 12/8/17 at NJD
POINTS	5, 12/8/17 at NJD (5A)
PIM	7, 3/12/19 vs. BOS
SHOTS	7 (4x), 4/5/19 at NYR
PLUS/MINUS	5, 12/31/18 vs. OTT
ICE TIME	25:52, 1/31/19 at WPG
GOAL STREAK	5, 3/27/17 – 4/4/17 (6)
ASSIST STREAK	5 (3x), 3/27/18 – 4/5/18 (11)
POINT STREAK	9, 12/11/16 – 12/29/16 (5G-10A)

NHL FIRSTS

GAME	10/7/15 vs. NYR
GOAL	10/7/15 vs. NYR (Lundqvist)
ASSIST	10/10/15 vs. NYI

NHL AWARDS

Calder Trophy - 2015-16

NHL All-Rookie Team - 2015-16

NHL Second All-Star Team - 2016-17

CAREER SHOOTOUTS

GOALS	SHOTS	SHOT%	GDG
13	20	65.0	6

CAREER HAT TRICKS (2)

DATE	OPPONENT	GOALTENDER
2/17/16	at NYR	Lundqvist (2), Empty Net (1)
3/20/18	at NYR	Lundqvist (2), Empty Net (1)

CAREER "GORDIE HOWE HAT TRICKS" (1)

DATE	OPPONENT (G/A/F)
11/9/16	at STL (1/1/1)



BRADY SKJEI DEFENSEMAN

76

HEIGHT 6'3" WEIGHT 210 SHOOTS LEFT BORN MAR 26, 1994 BIRTHPLACE LAKEVILLE, MN

CAREER HIGHLIGHTS: 2018-19: Established career-highs in average ice time (21:14), goals (eight), and hits (178), and tied his career-high in blocked shots (119) ... Was one of five NHL players who registered at least 170 hits, 120 shots on goal, and 110 blocked shots (Ristolainen, Petry, Muzzin, and Gudus) ... Ranked 16th among NHL defensemen in hits ... Led the Rangers in average ice time, average even strength ice time (18:46), and hits, and tied for the team lead in blocked shots ... Led Rangers defensemen in goals, even strength goals (eight), and even strength points (24) ... Tallied the game-winning goal in overtime, tied for game-highs with five hits and four blocked shots, and registered four shots on goal while skating in a team-high 24:24 of ice time on Oct. 11 vs. SJS; recorded an overtime goal for the first time in his NHL career ... Notched an assist/point in five games over a seven-game span from Oct. 23 vs. FLA to Nov. 6 vs. MTL (five assists) ... Registered an assist, led all skaters with five blocked shots, recorded three shots on goal, and posted a plus-two rating while skating in a team-high 24:50 of ice time on Nov. 4 vs. BUF ... Recorded a goal and posted a plus-two rating on Nov. 24 vs. WSH ... Registered a goal, led all skaters with four blocked shots, was credited with six hits, and recorded three shots on goal on Dec. 16 vs. VGK ... Tallied an assist, tied for the game-high with three hits, tied for the team-high with three blocked shots, and registered three shots on goal in 20:32 of ice time while skating in his 200th career NHL game (and his 200th game as a Ranger) on Dec. 22 at TOR ... Recorded two shots on goal and posted a plus-one rating while skating in a game-high 25:19 of ice time on Jan. 8 at VGK ... Led all skaters with seven hits while skating in a game-high 25:42 of ice time on Jan. 15 vs. CAR ... Tied for the team-high with five hits and posted a plus-one rating in 22:48 of ice time on Feb. 6 vs. BOS ... Tied a single-game career-high with a plus-three rating on Feb. 10 vs. TOR ... Registered 11 points (five goals, six assists) in the final 22 games of the season ... Tallied five points (three goals, two assists) in a four-game span from Feb. 23 vs. NJD to Mar. 1 vs. MTL; posted



a multi-point game in two of the four contests ... Recorded a goal in back-to-back games for the first time in his NHL career on Feb. 23 vs. NJD and Feb. 24 at WSH (three goals) ... Established a single-game career-high with two goals, recorded the game-tying goal in the final minute of regulation, and led the Rangers with five shots on goal on Feb. 24 at WSH ... Notched two assists on Mar. 1 vs. MTL ... Recorded his 20th point of the season by tallying an assist and tied a single-game career-high with a plus-three rating on Mar. 9 vs. NJD; became the 10th defenseman in franchise history to post at least three separate 20-point seasons when 24 years old or younger (along with Leetch, Park, Greschner, Maloney, J. Patrick, Ruotsalainen, Beck, Zubov, and Del Zotto) ... Recorded a goal, led all skaters with five blocked shots, registered three shots on goal, was credited with two hits, and posted a plus-one rating while skating in a game-high 26:15 of ice time on Mar. 31 at PHI. **2017-18:** Was the only Ranger who skated in all 82 games during the season ... Was one of eight NHL players who registered at least 150 shots on goal, 125 hits, and 115 blocked shots (Doughty, Edler, Maatta, Muzzin, Nurse, Petry, and Provorov) ... Ranked second on the Rangers in hits (127) and blocked shots (119), tied for second in shorthanded goals (one), ranked third in average ice time (21:02), tied for third in shorthanded points (one), ranked fifth in shots on goal (153), and tied for sixth in assists (21) ... Led Rangers defensemen in even strength points (18), shots on goal, shorthanded goals, shorthanded points, and hits, and ranked second in goals (four), assists, and points (25) ... Tallied the game-winning goal, which was his first career NHL game-winning goal, and posted a plus-one rating on Oct. 8 vs. MTL ... Recorded an assist on the game-winning goal, led all skaters and established a single-game career-high with six blocked shots, and posted a plus-one rating on Oct. 21 vs. NSH ... Registered a goal and tied for the game-high with six hits in 20:13 of ice time on Oct. 28 at MTL ... Posted a plus-two rating and logged 22:57 of ice time while skating in his 100th career NHL game on Oct. 31 vs. VGK



... Registered an assist, led all skaters with four blocked shots, and posted a plus-one rating in 21:13 of ice time on Nov. 2 at TBL ... Led all skaters – and tied a single-game career-high – with six blocked shots and posted a plus-one rating in 23:01 of ice time on Nov. 19 vs. OTT ... Recorded eight assists/points in a 12-game span from Nov. 22 at CAR to Dec. 16 at BOS ... Tallied two assists, including the primary assist on the game-winning goal in overtime, and posted a plus-two rating while skating in a team-high 22:16 of ice time on Nov. 24 vs. DET ... Tied for the team-high with three blocked shots, posted a plus-one rating, and led all skaters while skating in a single-game career-high 27:49 of ice time on Nov. 26 vs. VAN ... Notched an assist and posted a plus-one rating while skating in a game-high 25:09 of ice time on Nov. 28 vs. FLA ... Recorded an assist and posted a plus-one rating in 23:37 of ice time on Dec. 11 vs. DAL ... Tallied two assists and posted a plus-one rating in 19:31 of ice time on Dec. 16 at BOS ... Registered three shots on goal, tied for the team-high with two blocked shots, was credited with three hits, and posted a plus-one rating in 20:34 of ice time in the 2018 NHL Winter Classic ... Tied a single-game career-high with a plus-three rating on Jan. 16 vs. PHI ... Led all skaters with four blocked shots and tied for the team-high with three hits in 19:40 of ice time on Jan. 18 vs. BUF ... Tallied two points (one goal, one assist), including his first career NHL shorthanded goal/point, and led all skaters with four hits in 22:25 of ice time on Jan. 25 at SJS ... Recorded a power play assist, which was an assist on the game-winning goal, led all skaters with five blocked shots, and registered two shots on goal while skating in a team-high 26:36 of ice time on Feb. 9 vs. CGY ... Recorded an assist on the game-winning goal and posted a plus-two rating while skating in a team-high 25:09 of ice time on Feb. 11 at WPG ... Registered two assists in 24:00 of ice time on Mar. 28 at WSH ... Tallied the first goal of the game and recorded three shots on goal in 20:49 of ice time on Mar. 30 vs. TBL ... Was credited with four hits while skating in a game-high 26:08 of ice time on Mar. 31 at CAR ... Tallied an assist and registered four shots on goal while skating in a game-high 23:18 of ice time on Apr. 5 at NYI. **2016-17:** Named to the NHL's All-Rookie Team; became the third defenseman in Rangers history to be named to the NHL's All-Rookie Team (Brian Leetch - 1988-89; Michael Del Zotto - 2009-10) ... Tied for fourth among NHL defensemen in even strength assists (27); only trailed Duncan Keith, Erik Karlsson, and Brent Burns, and was tied with Victor Hedman ... Tied for eighth among NHL defensemen in even strength points (32) ... Became the first

Rangers defenseman to tally at least 39 points in his rookie season since Leetch in 1988-89 ... Led NHL rookies in even strength assists ... Recorded his first career NHL regular season assist/point and posted a plus-one rating in the Rangers' season opener on Oct. 13 vs. NYI ... Posted a career-high six-game assist/point streak from Oct. 30 vs. TBL to Nov. 8 vs. VAN (seven assists over the span); became the first Rangers rookie defenseman to register a six-game assist/point streak since Leetch from Feb. 17, 1989 – Mar. 1, 1989 ... Led NHL rookies in assists in November (nine); led Rangers defensemen in assists during the month ... Posted his first career NHL multi-assist/point game by registering two assists on Nov. 3 vs. EDM ... Registered his first career NHL goal and posted a plus-two rating in 19:10 of ice time on Dec. 11 vs. NJD ... Notched an assist and established a single-game career-high with a plus-three rating on Jan. 4 at PHI ... Registered 12 points (one goal, 11 assists) and a plus-13 rating over a 16-game span from Jan. 19 at TOR to Feb. 25 at NJD; was the only NHL player who recorded at least 12 points and a plus-13 rating over the span ... Recorded two points (one goal, one assist) and tied a single-game career-high with a plus-three rating on Jan. 19 at TOR ... Registered an assist and led all skaters with a season-high, six shots on goal on Jan. 31 vs. CBJ ... Tallied two assists, including an assist on the game-winning goal, on Feb. 7 vs. ANA ... Notched an assist and posted a plus-two rating in 18:37 of ice time on Feb. 11 vs. COL; became the first Rangers defenseman to record at least 20 even strength assists in his rookie season since Leetch in 1988-89 ... Recorded a goal, which was his 30th point of the season, in 20:46 of ice time on Feb. 28 vs. WSH ... Tallied his 30th assist of the season on Mar. 21 at NJD; became the fourth Rangers defenseman to register at least 30 assists in his rookie season in franchise history (Leetch - 1988-89; Ruotsalainen - 1981-82; Greschner - 1974-75) ... Recorded a goal and tied for the team-high with four shots on goal in 20:58 of ice time while playing on his birthday on Mar. 26 at ANA ... Established single-game career-highs with three assists and three points, recorded two power play assists, and led all skaters with five hits on Mar. 28 at SJS; became the first Rangers rookie defenseman to tally three assists in a game since Johnsson on Mar. 19, 2000 ... Tied for the team-high with four hits and skated in a single-game career-high, 25:09 of ice time on Mar. 31 vs. PIT ... Notched an assist on the game-winning goal while skating in a game-high, 22:21 of ice time on Apr. 2 vs. PHI; recorded his 27th even strength assist of the season, becoming the first NHL defenseman to

tally at least 27 even strength assists in his rookie season since Larry Murphy in 1980-81 ... Established playoff career-highs in games played (12), goals (four), points (five), and plus/minus rating (plus-six) ... Ranked second among NHL rookies in plus/minus rating, tied for second in goals, and tied for fifth in points in the playoffs ... Tied for third among NHL defensemen in goals and tied for ninth among NHL defensemen in plus/minus rating in the playoffs ... Tied the franchise record for goals by a rookie defenseman in one playoff year (Ruotsalainen - 1982) ... Led the Rangers in even strength goals (four), tied for the team lead in goals, ranked second in plus/minus rating, tied for second in even strength points (five), and tied for sixth in hits (32) in the playoffs; became the first Rangers defenseman to either lead the team or tie for the team lead in goals in a playoff year since Leetch in 1995 ... Led Rangers defensemen in goals and ranked second among team defensemen in points in the playoffs ... Posted a plus/minus rating of even or better in 11 of 12 playoff contests, including a plus-one rating or better in seven games ... Registered his first career NHL playoff goal, tied for the game-high with six hits, and recorded three shots on goal in 20:29 of ice time in Game 3 of the First Round vs. MTL on Apr. 16 ... Tallied a goal and posted a plus-one rating in Game 5 at MTL on Apr. 20; became the first Rangers defenseman to register at least two playoff goals in his rookie year since Leetch in 1989 ... Posted the first multi-goal game of his NHL career by registering two goals, recorded four shots on goal, and posted a plus-one rating in Game 2 of the Second Round at OTT on Apr. 29; became the first Rangers defenseman to tally at least two goals in a playoff game since Leetch recorded a hat trick in Game 2 of the Eastern Conference Semifinals against PHI in 1995 (May 22, 1995), as well as the first Rangers rookie defenseman to tally at least two goals in a playoff game since Leetch in Game 4 of the Patrick Division Semifinals against PIT in 1989 (Apr. 9, 1989). **2015-16:** Tied for the game-high with three takeaways, recorded two blocked shots, and registered one shot on goal in 14:54 of ice time while making his NHL/Rangers debut on Dec. 15 vs. EDM; became the first player in franchise history to wear jersey No. 76 in a regular season game ... Recorded two hits, registered two blocked shots, and posted a plus-one rating on Dec. 17 at MIN ... Registered two hits and recorded one shot on goal while skating in a team-high 22:17 of ice time on Feb. 23 at NJD ... Recorded one shot on goal in 17:38 of ice time on Mar. 8 at BUF ... Was credited with two blocked shots and posted a plus-two rating in 22:04 of ice time on Apr. 9

vs. DET ... Tied for first among NHL rookie defensemen in plus/minus rating (plus-one), tied for second in assists (two), and tied for third in points (two) in the playoffs ... Tied for the team lead in plus/minus rating, tied for third on the Rangers in assists, and tied for fourth in points in the playoffs ... Tied for first among Rangers defensemen in assists and points ... Registered five hits in 17:08 of ice time while making his Stanley Cup Playoff debut in Game 1 of the First Round at PIT on Apr. 13; became the first Rangers rookie defenseman to play in a playoff game since Stu Bickel in 2012, as well as the first Rangers rookie defenseman 22 years old or younger to play in a playoff game since Ryan McDonagh in 2011 ... Tallied his first career Stanley Cup Playoff assist/point in Game 2 at PIT on Apr. 16 ... Recorded an assist in Game 5 at PIT on Apr. 23; became the first Rangers rookie defenseman to tally at least two assists/points in one playoff year since Marc Staal in 2008.

AHL CAREER: 2015-16: Ranked third on the Wolf Pack in assists (24) and ranked fifth in points (28) when he was recalled by the Rangers on Apr. 5 ... Ranked second among Hartford defensemen in assists and points at the time of his recall on Apr. 5 ... Tallied his first career AHL regular season assist/point on Oct. 14 vs. Providence ... Recorded a point in six games over a nine-game span from Nov. 11 at Portland to Dec. 4 vs. Hershey (two goals, four assists) ... Registered his first career AHL regular season goal on Nov. 21 vs. Lehigh Valley ... Established single-game AHL career-highs with three assists and three points on Dec. 12 vs. Bridgeport ... Notched two assists and posted a plus-one rating on Jan. 10 vs. Albany ... Posted a career-high three-game point streak from Jan. 18 at Providence to Jan. 24 vs. Portland (one goal, two assists) ... Recorded the game-winning goal in overtime on Jan. 18 at Providence ... Tied a single-game AHL career-high with three points (one goal, two assists) and established a single-game AHL career-high with a plus-three rating on Apr. 1 vs. Hershey. **2014-15:** Skated in eight games with Hartford, posting a plus-two rating and recording five shots on goal ... Made his AHL debut on Apr. 3 vs. Syracuse ... Registered three points (one goal, two assists) in 15 playoff contests ... Made his AHL playoff debut on Apr. 22 vs. Providence ... Recorded his first career AHL playoff goal/point on Apr. 26 at Providence ... Notched his first career AHL playoff assist and posted a plus-two rating on May 15 vs. Hershey.

COLLEGE CAREER: 2014-15: Established a collegiate career-high in assists (nine) while

helping the University of Minnesota capture the Big Ten Championship ... Tied for third among team defensemen in assists ... Minnesota posted an 8-1-0 record when he tallied a point ... Registered a collegiate career-high three-game point streak from Oct. 12 vs. RPI to Oct. 25 vs. Bemidji State ... Tied single-game collegiate career-highs with two assists and two points on Jan. 30 at Wisconsin. **2013-14:** Established collegiate career-highs in games played (40), goals (six), points (14), and plus/minus rating (plus-15) ... Tied for sixth on the team – and tied for third among team defensemen – in plus/minus rating ... Tied for second among team defensemen in goals and ranked third among team defensemen in points ... Minnesota posted an 8-1-3 record when he tallied a point ... Recorded seven points (three goals, four assists) in the final nine games of the season ... Tallied a goal in two consecutive games for the first time in his collegiate career on Mar. 14 at Michigan and Mar. 15 at Michigan ... Established a single-game collegiate career-high with two goals and tied a collegiate career-high with two points on Mar. 15 at Michigan ... Tallied an assist on the game-winning goal on Apr. 10 vs. North Dakota to help Minnesota advance to the National Championship Game. **2012-13:** Recorded three points (one goal, two assists) and posted a plus-11 rating in 36 games as a freshman with the University of Minnesota ... Led team freshmen in plus/minus rating ... Made his collegiate debut on Oct. 12 vs. Michigan State ... Registered his first career collegiate goal, assist, and point as part of a two-point effort on Oct. 13 vs. Michigan State.

USDP CAREER: 2011-12: Recorded 23 points (four goals, 19 assists) in 60 games with the U.S. National U18 Team ... Tallied 12 points (three goals, nine assists) and posted a plus-five rating in 24 games in USHL competition. **2010-11:** Registered 19 points (five goals, 14 assists) in 53 games with the U.S. National U17 Team ... Recorded six points (one goal, five assists) in USHL competition ... Skated in two playoff games in USHL competition.

HIGH SCHOOL CAREER: 2009-10: Registered 29 points (11 goals, 18 assists) in 30 games with Lakeville North High School in Minnesota ... Tallied six points (four goals, two assists) in five playoff games.

INTERNATIONAL CAREER: 2019: Tallied two goals and posted a plus-five rating in eight games while representing the United States at the 2019 IIHF World Championship ... Ranked fourth on the team in plus/minus rating in the tournament ... Led team defensemen in goals in the tournament ... Named the United States' Best Player of the Game on May 13 against Finland; registered a goal 50 seconds into the contest. **2017:** Tallied one assist and posted a plus-three rating in three games while representing the United States at the 2017 IIHF World Championship. **2016:** Registered one goal in 10 games while representing the United States at the 2016 IIHF World Championship ... Ranked fourth among United States defensemen in average ice time (17:56) in the tournament. **2014:** Tallied one assist and posted a plus-five rating in five games while representing the United States at the 2014 IIHF World Junior Championship ... Ranked second on Team USA in plus/minus rating in the tournament. **2012:** Registered one assist and posted a plus-10 rating in six contests to help Team USA capture a gold medal at the 2012 IIHF U18 World Championship ... Led all skaters in the tournament in plus/minus rating.

BACKGROUND: His uncle, Barry Karn, has worked as a skating coach with several NHL teams ... Lists his vacation cabin in Minnesota, which has been in his family for over 60 years, as his greatest love besides hockey ... Would be attempting a career in professional golf if he was not a hockey player ... Played quarterback and was a member of the golf team in high school ... Majored in business and marketing at the University of Minnesota ... Single.

CAREER TRANSACTIONS: June 22, 2012
– Selected by the Rangers in the first round, 28th overall, of the 2012 NHL Entry Draft.



As part of "Garden of Dreams Week" last year, Brady helped make a dream come true for 15-year-old John Thomas Crowdell from NewYork-Presbyterian Hospital. John was diagnosed with Osteochondritis Dissecans, a joint disorder which required season-ending surgery. Although he couldn't play in games, John still supported his hockey team as an Assistant Coach.

Brady, who is John's favorite player, hosted him and his family at MSG Training Center for a full day last season. John watched a Rangers practice before getting on the ice with Brady for a special 1-on-1 session and receiving a tour of MSG Training Center.



CAREER STATISTICS

SEASON	TEAM	LEAGUE	REGULAR SEASON					PLAYOFFS				
			GP	G	A	PTS	PIM	GP	G	A	PTS	PIM
2008-09	Lakeville North High	USHS-MN	25	2	12	14	6	-	-	-	-	-
2009-10	Lakeville North High	USHS-MN	25	7	16	23	24	3	3	2	5	2
2010-11	U.S. Nat'l U17 Team	USDP	55	5	14	19	24	-	-	-	-	-
	U.S. Nat'l U18 Team	USHL	36	1	5	6	14	2	0	0	0	0
	United States	WHC-I7	5	1	2	3	0	-	-	-	-	-
2011-12	U.S. Nat'l U18 Team	USDP	60	4	19	23	36	-	-	-	-	-
	U.S. Nat'l U18 Team	USHL	24	3	9	12	12	-	-	-	-	-
	United States	WJC-I8	6	0	1	1	4	-	-	-	-	-
2012-13	Univ. of Minnesota	NCAA	36	1	2	3	14	-	-	-	-	-
2013-14	Univ. of Minnesota	NCAA	40	6	8	14	30	-	-	-	-	-
	United States	WJC	5	0	1	1	0	-	-	-	-	-
2014-15	Univ. of Minnesota	NCAA	33	1	9	10	32	-	-	-	-	-
	Hartford	AHL	8	0	0	0	0	15	1	2	3	16
2015-16	RANGERS	NHL	7	0	0	0	4	5	0	2	2	2
	Hartford	AHL	68	4	24	28	36	-	-	-	-	-
	United States	WC	10	1	0	1	2	-	-	-	-	-
2016-17	RANGERS	NHL	80	5	34	39	42	12	4	1	5	10
	United States	WC	3	0	1	1	0	-	-	-	-	-
2017-18	RANGERS	NHL	82	4	21	25	39	-	-	-	-	-
2018-19	RANGERS	NHL	78	8	17	25	44	-	-	-	-	-
	United States	WC	8	2	0	2	2	-	-	-	-	-
NHL/NYR TOTALS			247	17	72	89	129	17	4	3	7	12

STATISTICAL BREAKDOWN

SEASON	PPG	SHG	GWG	+/-	S	S%	TF	F%	H	BS	MIN
2015-16	0	0	0	1	6	0.0	0	0.0	11	11	17:44
2016-17	0	0	0	11	127	3.9	1	0.0	147	69	17:28
2017-18	0	1	1	-27	153	2.6	0	0.0	127	119	21:02
2018-19	0	0	1	-4	126	6.3	1	100.0	178	119	21:14
TOTALS	0	1	2	-19	412	4.1	2	50.0	463	318	19:51

SCORING VS. NHL

TEAM	GP	G	A	PTS
ANA	6	1	2	3
ARI	6	0	1	1
BOS	9	0	6	6
BUF	10	0	1	1
CGY	6	0	2	2
CAR	12	0	4	4
CHI	6	0	0	0
COL	6	0	1	1
CBJ	13	0	4	4
DAL	5	0	1	1
DET	10	0	3	3
EDM	7	0	3	3
FLA	8	0	4	4
LAK	6	0	2	2
MIN	6	1	1	2
MTL	9	2	4	6
NSH	6	0	1	1
NJD	13	2	4	6
NYI	13	0	4	4
NYR	-	-	-	-
OTT	9	0	1	1
PHI	12	1	3	4
PIT	12	1	2	3
SJS	6	2	5	7
STL	6	0	1	1
TBL	10	1	2	3
TOR	9	1	3	4
VAN	6	0	3	3
VGK	4	1	0	1
WSH	11	4	2	6
WPG	5	0	2	2
TOTALS	247	17	72	89

CAREER HIGHLIGHTS

CAREER HIGHS (LAST TIME)

GOALS	2, 2/24/19 at WSH
ASSISTS	3, 3/28/17 at SJS
POINTS	3, 3/28/17 at SJS (3A)
PIM	6, 3/2/18 at CGY
SHOTS	6, 1/31/17 vs. CBJ
PLUS/MINUS	3 (5x), 3/9/19 vs. NJD
ICE TIME	27:49, 11/26/17 vs. VAN
GOAL STREAK	2, 2/23/19 - 2/24/19 (3)
ASSIST STREAK	6, 10/30/16 - 11/8/16 (7)
POINT STREAK	6, 10/30/16 - 11/8/16 (7A)

NHL FIRSTS

GAME	12/15/15 vs. EDM
GOAL	12/11/16 vs. NJD (Schneider)
ASSIST	10/13/16 vs. NYI

NHL AWARDS

NHL All-Rookie Team - 2016-17

RANGERS AWARDS

John Halligan Good Guy Award (Cooperation with Media) - 2017-18

BY THE NUMBERS

Is the only player who has worn jersey No. 76 in a regular season game in Rangers history

CAREER PENALTY SHOTS (1)

DATE	OPPONENT	GOALTENDER (RESULT)
12/29/17	at DET	Howard (Save)

RANGERS RECORDS

Goals by a Rangers rookie defenseman in one playoff year - 4 (2016-17); tied with Reijo Ruotsalainen (1981-82)



BRENDAN SMITH

DEFENSEMAN

42

HEIGHT **6'2"** WEIGHT **200** SHOOTS **LEFT** BORN **FEB 8, 1989** BIRTHPLACE **MIMICO, ON**

CAREER HIGHLIGHTS: 2018-19: Established a career-high in hits (100) ... Tied for third among NHL defensemen in minor penalties drawn (18); led NHL defensemen (min. 20 games played) in minor penalties drawn per 60 minutes of ice time (1.12) ... Ranked second on the Rangers in minor penalties drawn ... Tied for the game-high with four blocked shots in 18:18 of ice time in the Rangers' season opener on Oct. 4 vs. NSH ... Tallied the game-tying goal in the third period and posted a plus-one rating on Oct. 11 vs. SJS ... Notched an assist and posted a plus-one rating in 19:09 of ice time on Oct. 13 vs. EDM ... Registered a goal, tied for the game-high with four blocked shots, and posted a plus-one rating in 20:28 of ice time on Nov. 17 vs. FLA ... Tallied an assist and logged 20:03 of ice time on Dec. 1 at MTL ... Tied for the team-high with three hits and was credited with two blocked shots in 18:37 of ice time on Dec. 22 at TOR ... Notched an assist and logged 18:04 of ice time on Jan. 13 at CBJ ... Was credited with two or more hits in 16 of 20 games from Jan. 29 vs. PHI to Mar. 11 at EDM, including eight consecutive games from Jan. 29 vs. PHI to Feb. 12 at WPG ... Recorded an assist and posted a plus-one rating on Feb. 15 at BUF ... Was credited with two takeaways and registered two hits while skating in his 400th career NHL game on Mar. 3 vs. WSH ... Tied for the game-high with two takeaways and recorded two hits while skating in a single-game season-high 22:13 of ice time on Mar. 7 at DET ... Was credited with a single-game season-high five hits in 20:36 of ice time on Mar. 11 at EDM; the five hits were the most he has registered in one game since he was acquired by the Rangers ... Drew four minor penalties and recorded three shots on goal in 18:19 of ice time on Mar. 15 at CGY; the four minor penalties drawn were tied for the most any NHL player drew in a game during the season, and it was also tied for the most any NHL defenseman has drawn in one game since the NHL began tracking the statistic in 2009-10 ... Tallied a goal and recorded five shots on goal on Mar. 19 vs. DET ... Recorded a point in three of his final four games of the season (one goal, two assists) ... Notched an assist and posted a plus-one rating



on Mar. 31 at PHI ... Tallied a goal, was credited with three hits, and registered two shots on goal on Apr. 6 at PIT. **2017-18:** Tied for sixth among NHL defensemen in minor penalties drawn (19) ... Tied for second on the Rangers - and led team defensemen - in minor penalties drawn; the 19 minor penalties drawn were tied for the second-most by a Rangers defenseman in one season since the NHL began tracking the statistic in 2009-10 ... Ranked fifth on the Rangers - and ranked third among team defensemen - in plus/minus rating (plus-two) ... Led the Rangers in minor penalties drawn at the time he played his final NHL game of the season on Feb. 7 vs. BOS; led all NHL defensemen in minor penalties drawn at the time he played his final NHL game of the season ... Tallied an assist and posted a plus-one rating in 18:54 of ice time on Oct. 19 vs. NYI; selected as the game's Third Star ... Recorded an assist, was credited with four blocked shots, registered three hits, and posted a plus-one rating on Oct. 21 vs. NSH ... Posted a plus-three rating in 19:06 of ice time on Oct. 26 vs. ARI ... Recorded an assist/point in four games over a six-game span from Nov. 22 at CAR to Dec. 5 at PIT (four assists and a plus-four rating over the span) ... Tallied an assist and established a single-game career-high with a plus-four rating on Nov. 22 at CAR ... Registered an assist in back-to-back games on Dec. 1 vs. CAR and Dec. 5 at PIT ... Tied for the team-high with three hits and registered two takeaways in 21:09 of ice time on Dec. 11 vs. DAL ... Posted a plus-three rating in 19:45 of ice time on Dec. 19 vs. ANA ... Tallied an assist and posted a plus-one rating on Dec. 21 at NJD ... Registered a goal, recorded three shots on goal, was credited with three hits, and was assessed a fighting major on Jan. 14 at PIT. **2016-17:** Established a career-high in average ice time (19:15); averaged 20:10 of ice time in 18 games with the Rangers, and logged at least 20:00 of ice time in 11 of the 18 contests ... Ranked second on the Rangers in average even strength ice time (18:21) ... Was credited with two blocked shots and registered one hit in 20:51 of ice time while making his Rangers debut on Mar. 2 at BOS ... Logged at least



20:00 of ice time in each of his first eight games with the Rangers ... Posted a plus-three rating on Mar. 7 at FLA ... Tied single-game career-highs with two assists and two points, registered his first assist/point as a Ranger, and posted a plus-one rating on Mar. 17 vs. FLA ... Notched the primary assist on the game-winning goal and posted a plus-one rating on Mar. 25 at LAK ... Recorded his first goal as a Ranger on Apr. 2 vs. PHI ... Registered five points (two goals, three assists) in 33 games with Detroit ... Was the only Red Wings defenseman who averaged at least 15:00 of even strength ice time, 1:00 of power play ice time, and 1:00 of short-handed ice time per game prior to being traded to the Rangers ... Tied a single-game career-high with two points (one goal, one assist) on Oct. 30 vs. FLA ... Tallied the game-winning goal and logged 21:59 of ice time on Nov. 10 vs. VAN ... Was credited with four hits and posted a plus-two rating in the NHL Centennial Classic on Jan. 1 at TOR ... Logged 24:15 of ice time on Feb. 18 vs. WSH ... Established playoff career-highs in assists (four), plus/minus rating (plus-eight), and average ice time (19:41) ... Tied for 10th in the NHL – and tied for fifth among NHL defensemen – in plus/minus rating in the playoffs ... Led the Rangers in plus/minus rating, tied for third in assists, and ranked fifth in average ice time and blocked shots (14) in the playoffs ... Ranked second among Rangers defensemen in assists and tied for third among Rangers defensemen in points (four) in the playoffs ... Posted a plus/minus rating of even or better in 11 of 12 playoff contests, including a plus-one rating or better in eight games ... Posted a plus-one rating while skating in a team-high 22:44 of ice time in Game 4 of the First Round vs. MTL on Apr. 18 ... Tallied three assists and posted a plus-three rating in the Second Round against OTT ... Registered an assist, was credited with three hits, and posted a plus-two rating in 20:44 of ice time in Game 2 at OTT on Apr. 29 ... Notched an assist in two consecutive games in Game 5 at OTT on May 6 and Game 6 vs. OTT on May 9. **2015-16:** Tied for third among Red Wings defensemen in assists (12) ... Tallied a power play goal in 21:48 of ice time while skating in his 200th career NHL game on Oct. 23 at CGY ... Tied a single-game career-high with two points (one goal, one assist) on Dec. 26 at NSH ... Tied single-game career-highs with two assists and two points on Jan. 23 vs. ANA ... Tied single-game career-highs with two assists and two points on Mar. 24 vs. MTL ... Recorded one assist and a plus-two rating in three playoff games. **2014-15:** Established a career-high in games played (76) ... Posted a plus-three rating and was credited with four hits in 20:46 of ice time on Oct. 17 at

TOR ... Tallied an assist while skating in a season-high, 24:55 of ice time on Nov. 2 at BUF ... Registered a goal in two games over a three-game span from Nov. 7 vs. NJD to Nov. 14 vs. CHI ... Tied single-game career-highs with two assists and two points, posted a plus-three rating, and was assessed a fighting major on Nov. 18 at CBJ ... Recorded his first career NHL game-winning goal and posted a plus-one rating on Jan. 31 vs. NYI ... Skated in five playoff games. **2013-14:** Established career-highs in goals (five), assists (14), points (19), and shots on goal (90) ... Ranked second among Detroit defensemen in goals and tied for third among team defensemen in points ... Tied single-game career-highs with two assists and two points, and posted a plus-two rating on Nov. 29 at NYI ... Registered a goal and posted a plus-one rating while skating in his 100th career NHL game on Mar. 7 vs. NJD ... Tied a single-game career-high with two points (one goal, one assist) on Mar. 22 at MIN ... Skated in five playoff games. **2012-13:** Ranked second among Detroit defensemen in assists per game (0.24) ... Tallied an assist and established a single-game career-high with a plus-three rating on Jan. 25 vs. MIN ... Established playoff career-highs in several categories, including games played (14), goals (two), and points (five) ... Led Red Wings defensemen in goals and tied for first among team defensemen in points during the playoffs ... Made his NHL playoff debut in Game 1 of the Western Conference Quarterfinals at ANA on Apr. 30 ... Registered two points (one goal, one assist), including his first career NHL playoff goal, assist, and point, in 23:42 of ice time in Game 4 vs. ANA on May 6 ... Tallied a goal in Game 2 of the Western Conference Semifinals at CHI on May 18. **2011-12:** Made his NHL debut on Nov. 17 at SJS ... Tallied his first career NHL assist/point and posted a plus-one rating while skating in his second career NHL game on Nov. 19 at LAK ... Registered his first career NHL goal on Mar. 2 vs. MIN ... Established single-game career-highs with two assists and two points on Mar. 19 vs. WSH.

AHL CAREER: 2017-18: Registered two assists and eight penalty minutes in 11 games with Hartford ... Made his debut with the Wolf Pack on Feb. 10 at Hershey ... Tallied his first assist/point with Hartford and posted a plus-one rating on Feb. 24 vs. Providence ... Recorded an assist on Mar. 4 vs. Charlotte. **2012-13:** Registered 20 points (five goals, 15 assists) and established an AHL career-high with a plus-nine rating in 32 games with Grand Rapids prior to the start of the NHL season ... Led Grand Rapids defensemen in points per game (0.63). **2011-12:** Established AHL career-highs in as-

sists (24) and points (34) ... Led Grand Rapids defensemen in points, tied for first among team defensemen in goals (10), and ranked second among team defensemen in assists. **2010-11:** Established AHL career-highs in games played (63) and goals (12) ... Was selected to the AHL's All-Rookie Team ... Led AHL rookie defensemen in goals and tied for fifth among AHL rookie defensemen in points (32) ... Registered his first career AHL goal/point while making his AHL debut on Oct. 8 vs. Abbotsford.

COLLEGE CAREER: 2009-10: Established collegiate career-highs in games played (42), goals (15), assists (37), points (52), and plus-minus rating (plus-17) in his junior year with the University of Wisconsin ... Selected as a finalist for the Hobey Baker Award as the top collegiate player in the NCAA ... Named to the NCAA (West) First All-American Team and the WCHA First All-Star Team, and was named the WCHA Defensive Player of the Year ... Tied for sixth in the NCAA – and led all NCAA defensemen – in points ... Established single-game collegiate career-highs with five assists and five points on Apr. 8 vs. RIT in the Frozen Four to help Wisconsin advance to the National Championship Game. **2008-09:** Led Wisconsin defensemen in goals (nine) and ranked second among team defensemen in points (23). **2007-08:** Registered 12 points (two goals, 10 assists) in 22 games ... Made his collegiate debut on Oct. 12 vs. Notre Dame ... Registered two assists, including his first career collegiate assist/point, on Oct. 13 vs. Ohio State.

JUNIOR A CAREER: 2006-07: Registered 36 points (12 goals, 24 assists) in 39 games with the St. Michael's Buzzers of the Ontario Junior Hockey League (OJHL) ... Recorded 20 points (six goals, 14 assists) in 16 playoff games. **2005-06:** Tallied 26 points (five goals, 21 assists) in 39 games with St. Michael's ... Notched six points (one goal, five assists) in 17 playoff contests.

MIDGET CAREER: 2004-05: Registered 85 points (22 goals, 63 assists) and 120 penalty minutes in 66 games with the Toronto Marlboros of the Greater Toronto Hockey League (GTHL).

INTERNATIONAL CAREER: 2006: Registered four assists in five games while playing with Canada-Ontario at the 2006 World U17 Hockey Challenge.

BACKGROUND: Nickname is "Smitty" ... Majored in sociology at the University of Wisconsin ... His brother, Reilly, plays with the Vegas Golden Knights ... Lists fishing as his greatest passion besides hockey ... Married – wife, Samantha; son, Nolan.

CAREER TRANSACTIONS: June 22, 2007 – Selected by Detroit in the first round, 27th overall, of the 2007 NHL Entry Draft. **February 28, 2017** – Acquired by the Rangers in exchange for a third-round pick in the 2017 NHL Entry Draft (Zach Gallant) and a second-round pick in the 2018 NHL Entry Draft (Jonatan Berggren).



Brendan takes a picture with kids from Garden of Dreams Foundation during a "Show Kids New York" event in Westchester.

CAREER STATISTICS

SEASON	TEAM	LEAGUE	REGULAR SEASON					PLAYOFFS				
			GP	G	A	PTS	PIM	GP	G	A	PTS	PIM
2004-05	Toronto	GTHL	66	22	63	85	120	-	-	-	-	-
2005-06	St. Michael's	OJHL	39	5	21	26	55	17	1	5	6	44
	Canada-Ontario	WHC-17	5	0	4	4	4	-	-	-	-	-
2006-07	St. Michael's	OJHL	39	12	24	36	90	16	6	14	20	30
2007-08	Univ. of Wisconsin	NCAA	22	2	10	12	26	-	-	-	-	-
2008-09	Univ. of Wisconsin	NCAA	31	9	14	23	75	-	-	-	-	-
2009-10	Univ. of Wisconsin	NCAA	42	15	37	52	76	-	-	-	-	-
2010-11	Grand Rapids	AHL	63	12	20	32	124	-	-	-	-	-
2011-12	Red Wings	NHL	14	1	6	7	13	-	-	-	-	-
	Grand Rapids	AHL	57	10	24	34	90	-	-	-	-	-
2012-13	Red Wings	NHL	34	0	8	8	36	14	2	3	5	10
	Grand Rapids	AHL	32	5	15	20	49	-	-	-	-	-
2013-14	Red Wings	NHL	71	5	14	19	68	5	0	0	0	8
2014-15	Red Wings	NHL	76	4	9	13	68	5	0	0	0	6
2015-16	Red Wings	NHL	63	3	12	15	62	3	0	1	1	0
2016-17	Red Wings	NHL	33	2	3	5	34	-	-	-	-	-
	RANGERS	NHL	18	1	3	4	29	12	0	4	4	20
2017-18	RANGERS	NHL	44	1	7	8	69	-	-	-	-	-
	Hartford	AHL	11	0	2	2	8	-	-	-	-	-
2018-19	RANGERS	NHL	63	4	9	13	71	-	-	-	-	-
NHL TOTALS			416	21	71	92	450	39	2	8	10	44
NYR TOTALS			125	6	19	25	169	12	0	4	4	20

STATISTICAL BREAKDOWN

SEASON	PPG	SHG	GWG	+/-	S	S%	TF	F%	H	BS	MIN
2011-12	0	0	0	3	13	7.7	0	0.0	17	8	15:38
2012-13	0	0	0	1	33	0.0	0	0.0	20	35	18:24
2013-14	1	0	0	-2	90	5.6	0	0.0	57	69	18:23
2014-15	0	0	1	-2	88	4.5	0	0.0	60	68	17:53
2015-16	1	0	0	1	82	3.7	0	0.0	94	42	17:36
2016-17	1	0	1	1	62	4.8	0	0.0	59	65	19:15
2017-18	0	0	0	2	66	1.5	0	0.0	58	37	17:10
2018-19	0	0	0	-7	66	6.1	1	0.0	100	48	15:18
TOTALS	3	0	2	-3	500	4.2	1	0.0	465	372	17:36

SCORING VS. NHL

TEAM	GP	G	A	PTS
ANA	16	0	5	5
ARI	13	0	1	1
BOS	16	0	0	0
BUF	19	1	4	5
CGY	10	1	2	3
CAR	15	0	2	2
CHI	11	1	3	4
COL	9	0	0	0
CBJ	19	0	3	3
DAL	11	0	1	1
DET	6	1	0	1
EDM	10	0	2	2
FLA	19	3	4	7
LAK	16	0	6	6
MIN	11	2	5	7
MTL	17	0	3	3
NSH	15	2	2	4
NJD	16	3	1	4
NYI	11	1	3	4
NYR	10	0	0	0
OTT	19	0	4	4
PHI	14	1	2	3
PIT	17	3	2	5
SJS	16	1	3	4
STL	11	0	1	1
TBL	18	0	1	1
TOR	18	0	2	2
VAN	10	1	4	5
VGK	1	0	0	0
WSH	16	0	4	4
WPG	6	0	1	1
TOTALS	416	21	71	92

CAREER HIGHLIGHTS

CAREER HIGHS (LAST TIME)	
GOALS	1 (21x), 4/6/19 at PIT
ASSISTS	2 (6x), 3/17/17 vs. FLA
POINTS	2 (9x), 3/17/17 vs. FLA (2A)
PIM	17 (2x), 10/23/18 vs. FLA
SHOTS	6 (2x), 3/12/15 vs. CBJ
PLUS/MINUS	4, 11/22/17 at CAR
ICE TIME	26:14, 4/9/14 at PIT
GOAL STREAK	N/A
ASSIST STREAK	2 (10x), 12/1/17 - 12/5/17 (2)
POINT STREAK	2 (14x), 11/17/18 - 11/19/18 (1G-1A)

NHL FIRSTS

GAME	11/17/11 at SJS
GOAL	3/2/12 vs. MIN (Harding)
ASSIST	11/19/11 at LAK

CAREER SHOOTOUTS

GOALS	SHOTS	SHOT%	GDG
0	1	0.0	0



MARC STAAL

DEFENSEMAN

18

HEIGHT **6'4"** WEIGHT **209** SHOOTS **LEFT** BORN **JAN 13, 1987** BIRTHPLACE **THUNDER BAY, ON**

CAREER HIGHLIGHTS: 2018-19: Tied for the team lead in blocked shots (119), tied for third in games played (79), and ranked sixth on the team (third among team defensemen) in average ice time (19:25) ... Led Rangers defensemen in games played ... Played his 12th season with the Rangers; became the seventh defenseman in Rangers history to play at least one regular season game with the team in at least 12 different seasons ... Skated in all of the team's first 67 games of the season ... Skated in his 773rd career game as a Ranger on Oct. 30 at SJS; passed Graves for sole possession of 10th place on the Rangers' all-time games played list ... Posted a plus-one rating or better in three consecutive games from Nov. 1 at ANA to Nov. 6 vs. MTL (plus-five rating over the span); notched an assist/point in two of the three games ... Recorded an assist, tied for the game-high with three blocked shots, and posted a plus-one rating in 22:10 of ice time on Nov. 19 vs. DAL; was credited with his 1,000th career NHL blocked shot, and became the third player to register at least 1,000 career blocked shots with the Rangers (Girardi and McDonagh) ... Logged at least 20:00 of ice time in eight consecutive games from Nov. 24 vs. WSH to Dec. 14 vs. ARI ... Registered a goal and posted a plus-one rating on Nov. 26 vs. OTT ... Tied a single-game career-high with two points (one goal, one assist) and logged 22:26 of ice time on Dec. 2 vs. WPG; skated in his 789th career game as a Ranger, passing Girardi for sole possession of ninth place on the franchise's all-time games played list ... Registered a goal and logged 21:37 of ice time on Dec. 29 at NSH ... Skated in his 800th career NHL game (and his 800th career game as a Ranger) on Jan. 2 vs. PIT; became the 10th player (skater or goaltender) in franchise history to appear in at least 800 career games with the Blueshirts ... Recorded an assist and posted a plus-three rating on Jan. 17 vs. CHI ... Tied for the team-high with three shots on goal while skating in a game-high (and single-game season-high) 25:02 of ice time on Jan. 19 at BOS ... Skated in his 812th career game as a Ranger on Feb. 2 vs. TBL; passed Neilson for sole possession of eighth place on



the franchise's all-time games played list and for the fourth-most games played by a defenseman in franchise history (only trailing Howell, Leetch, and Greschner) ... Recorded an assist on Feb. 4 vs. LAK ... Posted a plus-one rating while skating in a team-high 23:28 of ice time on Feb. 15 at BUF. **2017-18:** Tied for the team lead – and led Rangers defensemen – in plus/minus rating (plus-11) ... Led the Rangers in shorthanded ice time (20:22); was only on the ice for 21 power play goals against ... Ranked second on the Rangers in average shorthanded ice time (2:49) and ranked third in blocked shots (96) ... Tied a single-game career-high with two points (one goal, one assist) on Oct. 7 at TOR ... Skated in his 700th career NHL game, as well as his 700th career game as a Ranger, on Oct. 26 vs. ARI; became the sixth defenseman in franchise history to play at least 700 games as a member of the Rangers (Howell, Leetch, Greschner, Neilson, and Girardi) ... Tallied an assist, was credited with four blocked shots, and posted a plus-one rating in 20:13 of ice time on Nov. 19 vs. OTT ... Skated in his 720th career game with the Rangers on Dec. 13 at OTT; passed Bathgate for sole possession of 11th place on the franchise's all-time games played list ... Registered an assist and tied a single-game career-high with a plus-four rating on Jan. 16 vs. PHI ... Led all skaters – and tied a single-game career-high – with seven blocked shots and posted a plus-three rating in 22:17 of ice time on Mar. 12 vs. CAR ... Tallied an assist and posted a plus-one rating in 22:37 of ice time on Mar. 14 vs. PIT; skated in his 750th career NHL game and in his 750th career game as a Ranger. **2016-17:** Ranked third on the Rangers in average shorthanded ice time (1:57), and ranked fourth on the team in average ice time (19:11), average even strength ice time (17:10), and blocked shots (97) ... Tallied a goal and posted a plus-one rating in 21:27 of ice time on Oct. 17 vs. SJS ... Registered a plus-11 rating over a seven-game span from Oct. 30 vs. TBL to Nov. 12 at CGY ... Registered a shorthanded assist and posted a plus-two rating on Nov. 5 at BOS ... Tallied a goal in 21:29 of ice time on Dec. 1 at BUF ... Recorded a goal and



posted a plus-two rating on Dec. 6 at NYI ... Skated in his 672nd career game with the Rangers on Mar. 2 at BOS, passing James Patrick for sole possession of 14th place on the franchise's all-time games played list; also passed Patrick for sixth among defensemen in career games played with the Rangers, trailing only Howell, Leetch, Greschner, Neilson, and Girardi ... Ranked third on the Rangers in blocked shots in the playoffs (23) ... Skated in his 100th career Stanley Cup Playoff game, as well as his 100th career playoff game as a Ranger, in Game 2 of the Second Round at OTT on Apr. 29; became the second skater in franchise history to play at least 100 playoff games with the Rangers (along with Girardi) and the third player in to accomplish the feat in franchise history (along with Girardi and Lundqvist). **2015-16:** Ranked third on the Rangers in total ice time (1,515:18) and average shorthanded ice time (2:17), ranked fourth in blocked shots (120), and ranked fifth in average ice time (19:41) and average even strength ice time (17:18) ... Established a single-game career-high with seven blocked shots on Jan. 11 vs. BOS ... Skated in at least 20:00 of ice time in nine consecutive games which he played from Feb. 4 vs. MIN to Feb. 25 at STL ... Skated in his 600th career NHL game on Feb. 27 at DAL ... Tied for the team lead in shorthanded assists (one) and shorthanded points (one), tied for third on the Rangers in assists (two), and tied for fourth in points (two) in the playoffs ... Recorded his first career NHL playoff shorthanded assist/point while skating in his 90th career NHL playoff contest in Game 3 of the First Round vs. PIT on Apr. 19; became the third skater (forward or defenseman) to appear in at least 90 career playoff games with the Rangers. **2014-15:** Established a career-high in plus/minus rating (plus-18) and tied a career-high in shorthanded assists (two) ... Tied for eighth in the NHL in shorthanded assists ... Tied for fifth among NHL defensemen in shorthanded assists and tied for sixth in shorthanded points (two) ... Ranked third on the Rangers in average ice time (21:08), blocked shots (123), and shorthanded assists, and tied for fourth in shorthanded points ... Skated in his 500th career NHL game on Jan. 13 vs. NYI ... Ranked third on the Rangers in average ice time (20:41) and blocked shots (29), and led the team in average even strength ice time (18:50) in the playoffs. **2013-14:** Ranked third on the Rangers in average ice time (20:32) and blocked shots (84) ... Skated in his 400th career NHL game on Oct. 31 vs. BUF ... Recorded the 100th point of his NHL career with a goal on Nov. 12 vs. NJD ... Recorded two points (one goal, one assist) and tied a single-game career-high with a plus-four

rating on Jan. 26 against NJD at Yankee Stadium ... Established playoff career-highs in games played (25), assists (four), and blocked shots (53) ... Ranked second on the team – and third in the NHL – in blocked shots in the playoffs ... Finished third on the team in average ice time (21:49), ranked second among defensemen on the team in shots on goal (27), and tied for third among defensemen on the team in points (five) in the playoffs ... Led all skaters in plus/minus rating (plus-six) and tied for second among defensemen on the team in points (two) in the First Round against PHI. **2012-13:** Missed the final 27 games of the season due to an eye injury sustained on Mar. 5 vs. PHI ... Led all Rangers defensemen in assists (nine) and points (11) at the time of his injury ... The Rangers posted a record of 6-1-2 record in games when he registered a point ... Selected as the Rangers' nominee for the Bill Masterton Memorial Trophy, an annual award under the trusteeship of the Professional Hockey Writers' Association to the "player who best exemplifies the qualities of perseverance, sportsmanship and dedication to hockey." **2011-12:** Made his season debut at the 2012 NHL Bridgestone Winter Classic on Jan. 2 against PHI after missing the first 36 games of the season with a concussion ... Established playoff career-highs in goals (three), points (six), power play goals (two), power play points (two), and shots on goal (30) ... Tied for eighth in the NHL and first among NHL defensemen in power play goals in the playoffs ... Tied for third among NHL defensemen in goals, and tied for eighth in points and shots on goal ... Ranked fifth in the league in blocked shots (39) ... Tied for the team lead in power play goals and tied for fifth in goals ... Logged a single-game playoff career-high, 49:34 of ice time in Game 3 of the Eastern Conference Semifinals at WSH on May 2 ... Tied a single-game playoff career-high with two points (one goal, one assist) and tallied his first career overtime playoff goal in Game 5 vs. WSH on May 7. **2010-11:** Named alternate captain on Oct. 9 ... Established career-highs in assists (22), points (29), power play goals (four), power play assists (seven), power play points (11), shorthanded goals (two), shorthanded assists (two), shorthanded points (four), average ice time (25:44), and shots on goal (116) ... Led the team and ranked fourth in the NHL in average ice time, ranked second in blocked shots (109), tied for third on the Rangers in power play goals and power play points, and tied for fourth in power play assists ... Led all NHL defensemen in shorthanded points, tied for first in shorthanded goals, and tied for third in shorthanded assists ... Led all team defensemen in goals (seven), and shots on goal,

ranked second in assists, points and blocked shots, and finished third in hits (140) ... Made his first career NHL All-Star Game appearance on Jan. 30 ... Led the Rangers and ranked third in the NHL in average ice time (28:01) in the playoffs. **2009-10:** Established career-highs in goals (eight) and game-winning goals (two), and tied his career-high in games played (82) ... Led the team in average ice time (23:08), tied for third in blocked shots (97), and ranked fourth in even strength points (27) ... Registered a career-high, three-game goal streak from Mar. 30 at NYI to Apr. 3 at FLA (three goals). **2008-09:** Established a career-high in games played (82) ... Ranked third on the team in average ice time (21:33) in the playoffs. **2007-08:** Ranked sixth among NHL rookies with 124 hits ... Tallied a goal and an assist in the NHL YoungStars Game on Jan. 26 in ATL ... Logged 16:04 while making his NHL debut on Oct. 4 vs. FLA ... Won the Lars-Erik Sjöberg Award as the top rookie in Training Camp.

AHL CAREER: 2005-06: Appeared in 12 playoff games with Hartford, tallying two assists ... Made his AHL debut on Apr. 18 vs. Manchester.

JUNIOR CAREER: 2006-07: Named a First Team OHL All-Star and a First Team CHL All-Star ... Received the Max Kaminsky Trophy as the Most Outstanding Defenseman ... Represented the Eastern Conference at the 2007 OHL All-Star Classic ... Represented the OHL in the 2006 ADT Canada/Russia Challenge. **2005-06:** Served as captain of the Wolves ... Led team defensemen in scoring with 49 points. **2004-05:** Ranked second among team defensemen in scoring with 26 points ... Was a Nominee for the Max Kaminsky Trophy as the League's Most Outstanding Defenseman.

2003-04: Was a nominee for the Max Kaminsky Trophy as the League's Most Outstanding Defenseman ... Named to the First All-Rookie Team.

INTERNATIONAL CAREER: 2010: Selected to represent Team Canada at the 2010 World Championship in Germany. **2007:** Captured his second consecutive gold medal as a member of Team Canada at the World Junior Championship in Sweden. **2006:** Named the top defenseman at the World Junior Championship to help lead Team Canada to the gold medal. **2004:** Captured gold at the World Under-17 Hockey Challenge in St. John's, Newfoundland as a member of Team Ontario ... Won a gold medal with Team Canada at the Junior World Cup in the Czech Republic.

MIDGET CAREER: 2002-03: Tallied 27 points (four goals, 23 assists) in 49 games with the Thunder Bay Kings Minor Midget AAA team.

BACKGROUND: One of three brothers currently playing in the NHL - older brother, Eric, was selected second overall by Carolina in the 2003 NHL Entry Draft; younger brother, Jordan, was selected second overall by Pittsburgh in the 2006 NHL Entry Draft ... Is a fan of rock music, and lists Kings of Leon, OAR and Mumford and Sons as his favorite bands ... Enjoys reading non-fiction books ... Lists Seinfeld as his all-time favorite television show ... His first job was working on his father's sod farm ... Enjoys freshwater fishing ... Married - wife, Lindsay; daughters, Anna and Emily; son, Jack.

CAREER TRANSACTIONS: July 30, 2005 - Selected by the Rangers in the first round, 12th overall, of the 2005 NHL Entry Draft.



Marc greets a youth hockey player prior to the start of a game last season.

CAREER STATISTICS

SEASON	TEAM	LEAGUE	REGULAR SEASON					PLAYOFFS				
			GP	G	A	PTS	PIM	GP	G	A	PTS	PIM
2002-03	Thunder Bay	Midget	49	4	23	27	46	-	-	-	-	-
2003-04	Sudbury	OHL	61	1	13	14	34	7	1	2	3	2
	Canada-Ontario	WHC-17	6	0	1	1	2	-	-	-	-	-
2004-05	Sudbury	OHL	65	6	20	26	53	12	0	4	4	15
2005-06	Sudbury	OHL	57	11	38	49	60	10	0	8	8	8
	Hartford	AHL	-	-	-	-	-	12	0	2	2	8
	Canada	WJC	6	0	1	1	4	-	-	-	-	-
2006-07	Sudbury	OHL	53	5	29	34	68	21	5	15	20	22
	Canada	WJC	6	0	0	0	4	-	-	-	-	-
2007-08	RANGERS	NHL	80	2	8	10	42	10	1	2	3	8
2008-09	RANGERS	NHL	82	3	12	15	64	7	1	0	1	0
2009-10	RANGERS	NHL	82	8	19	27	44	-	-	-	-	-
	Canada	WC	7	0	1	1	2	-	-	-	-	-
2010-11	RANGERS	NHL	77	7	22	29	50	5	0	1	1	0
2011-12	RANGERS	NHL	46	2	3	5	16	20	3	3	6	12
2012-13	RANGERS	NHL	21	2	9	11	14	1	0	0	0	0
2013-14	RANGERS	NHL	72	3	11	14	24	25	1	4	5	6
2014-15	RANGERS	NHL	80	5	15	20	42	19	0	1	1	10
2015-16	RANGERS	NHL	77	2	13	15	36	5	0	2	2	4
2016-17	RANGERS	NHL	72	3	7	10	34	12	0	0	0	2
2017-18	RANGERS	NHL	72	1	7	8	18	-	-	-	-	-
2018-19	RANGERS	NHL	79	3	10	13	32	-	-	-	-	-
NHL/NYR TOTALS			840	41	136	177	416	104	6	13	19	42

STATISTICAL BREAKDOWN

SEASON	PPG	SHG	GWG	+/-	S	S%	TF	F%	H	BS	MIN
2007-08	0	0	0	2	78	2.6	0	0.0	124	62	18:48
2008-09	0	0	1	-7	96	3.1	0	0.0	189	75	21:08
2009-10	0	0	2	11	78	10.3	0	0.0	178	97	23:08
2010-11	4	2	2	8	116	6.0	0	0.0	140	109	25:44
2011-12	1	0	0	-7	61	3.3	0	0.0	55	68	19:54
2012-13	1	0	0	4	20	10.0	0	0.0	47	36	24:27
2013-14	1	0	0	-1	92	3.3	1	100.0	83	84	20:32
2014-15	0	0	0	18	97	5.2	2	50.0	99	123	21:08
2015-16	0	0	1	2	65	3.1	4	25.0	65	120	19:41
2016-17	0	0	0	9	70	4.3	1	0.0	89	97	19:11
2017-18	0	0	0	11	68	1.5	0	0.0	76	96	18:32
2018-19	0	0	0	-9	84	3.6	0	0.0	94	119	19:25
TOTALS	7	2	6	41	925	4.4	8	37.5	1,239	1,086	20:48

SCORING VS. NHL

TEAM	GP	G	A	PTS
ANA	17	0	4	4
ARI	18	2	2	4
BOS	39	1	6	7
BUF	34	1	5	6
CGY	14	0	1	1
CAR	43	2	4	6
CHI	17	1	3	4
COL	17	1	3	4
CBJ	27	2	4	6
DAL	15	0	3	3
DET	21	0	3	3
EDM	16	0	4	4
FLA	34	2	6	8
LAK	16	0	2	2
MIN	16	1	0	1
MTL	37	0	6	6
NSH	15	3	2	5
NJD	55	3	5	8
NYI	53	5	15	20
NYR	-	-	-	-
OTT	34	1	7	8
PHI	55	0	5	5
PIT	54	3	12	15
SJS	15	2	3	5
STL	17	0	0	0
TBL	37	4	7	11
TOR	34	3	10	13
VAN	16	1	0	1
VGK	4	0	0	0
WSH	40	1	9	10
WPG	30	2	5	7
TOTALS	840	41	136	177

CAREER HIGHLIGHTS

CAREER HIGHS (LAST TIME)

GOALS	1 (41x), 12/29/18 at NSH
ASSISTS	2 (10x), 2/10/15 at TOR
POINTS	2 (18x), 12/2/18 vs. WPG (IG-1A)
PIM	14, 1/16/09 at CHI
SHOTS	5 (4x), 3/4/15 at DET
PLUS/MINUS	4 (4x), 1/16/18 vs. PHI
ICE TIME	34:01, 4/3/11 at PHI
GOAL STREAK	3, 3/30/10 – 4/3/10 (3)
ASSIST STREAK	3, 12/12/10 – 12/16/10 (3)
POINT STREAK	4 (2x), 12/11/10 – 12/16/10 (2G-3A)

NHL FIRSTS

GAME	10/4/07 vs. FLA
GOAL	11/14/07 at NJD (Brodeur)
ASSIST	11/1/07 vs. WSH

CAREER SHOOTOUTS


GOALS	SHOTS	SHOT%	GDG
0	1	0.0	0

ALL-STAR GAME SCORING

SEASON	TEAM	G	A
2010-11	Team Staal	0	0

RANGERS AWARDS

Lars-Erik Sjoberg Award (Best Rookie in Training Camp) - 2007-08
 John Halligan Good Guy Award (Cooperation with Media) - 2013-14



RYAN STROME

CENTER

16

HEIGHT 6'1" WEIGHT 193 SHOOTS RIGHT BORN JUL 11, 1993 BIRTHPLACE MISSISSAUGA, ON

CAREER HIGHLIGHTS: 2018-19: Split the season between the Rangers and Oilers ... Established a career-high in goals (19) and tied his career-high in power play goals (four) ... Registered 18 goals after he was acquired by the Rangers on Nov. 16; his 18 goals with the Rangers were the most that any player who was acquired during the season recorded with his new team ... Tallied 33 points (18 goals, 15 assists) in 63 games with the Rangers; tied for second on the team in goals and ranked third on the team in points from the time he was acquired until the end of the season ... Was one of only two Rangers who skated in all of the team's 63 games from the time he was acquired until the end of the season (Zibanejad) ... Led the Rangers in overtime goals (two) ... Recorded 16 points (12 goals, four assists) in 24 games against Metropolitan Division opponents after joining the Rangers ... Was credited with four hits and won three of five faceoffs (60.0%) while making his Rangers debut on Nov. 17 vs. FLA ... Tallied a point in six games over a nine-game span from Nov. 21 vs. NYI to Dec. 10 at TBL (two goals, four assists) ... Notched his first assist/point as a Ranger on Nov. 21 vs. NYI ... Tallied his first goal as a Ranger on Nov. 24 vs. WSH ... Led the Rangers with 10 faceoff wins (10-for-17; 58.8%) and posted a plus-one rating in 19:22 of ice time on Dec. 8 at FLA ... Tallied an assist, won seven of eight faceoffs (87.5%), and posted a plus-one rating on Dec. 10 at TBL ... Recorded a point in five games over an eight-game span from Dec. 31 at STL to Jan. 13 at CBJ (four goals, one assist); tallied a goal in four of the eight games ... Posted a three-game point streak from Dec. 31 at STL to Jan. 4 at COL (two goals, one assist); recorded a goal in two consecutive games on Jan. 2 vs. PIT and Jan. 4 at COL ... Tallied a point in six games over a seven-game span from Feb. 10 vs. TOR to Feb. 23 vs. NJD (three goals, four assists, plus-six rating) ... Registered 22 points (12 goals, 10 assists) in the final 28 games of the season, including 13 points (eight goals, five assists) in the final 15 games of the season ... Posted a four-game point streak from Feb. 10 vs. TOR to Feb. 17 at PIT (one goal, three assists) ... Tallied an assist,



won eight of 13 faceoffs (61.5%), and posted a plus-three rating on Feb. 15 at BUF ... Tied a single-game career-high with two goals, won nine of 13 faceoffs (69.2%), and posted a plus-two rating while skating in his 400th career NHL game on Feb. 23 vs. NJD ... Notched an assist and won 12 of 18 faceoffs (66.7%) on Feb. 27 vs. TBL ... Tallied a goal, won 12 of 17 faceoffs (70.6%), and posted a plus-one rating while skating in a single-game season-high 20:11 of ice time on Mar. 3 vs. WSH ... Tied a single-game career-high with two goals, recorded three points (two goals, one assist), tied for the game-high with five shots on goal, and posted a plus-two rating on Mar. 9 vs. NJD; named the game's First Star ... Recorded a goal/point in five games over a six-game span from Mar. 19 vs. DET to Mar. 31 at PHI (five goals, two assists), and posted a career-high three-game goal streak from Mar. 27 at BOS to Mar. 31 at PHI (three goals, two assists) ... Recorded his first career NHL overtime goal on Mar. 23 at TOR ... Registered the game-winning goal in overtime on Apr. 6 at PIT ... Recorded two points (one goal, one assist) in 18 games with Edmonton ... Tallied an assist, won eight of 10 faceoffs (80.0%), and posted a plus-one rating in his final game with the Oilers on Nov. 13 vs. MTL.

2017-18: Established career-highs in game-winning goals (three), takeaways (41), and games played (82); was one of four Oilers who skated in all 82 games ... Tied for second on Edmonton in game-winning goals, tied for fourth in points (34), ranked fifth in assists (21), and tied for fifth in goals (13) ... Made his Oilers debut on Oct. 4 vs. CGY ... Tallied two points (one goal, one assist), including his first goal/assist/point with Edmonton, and registered six shots on goal on Oct. 17 vs. CAR ... Notched an assist and posted a plus-three rating on Oct. 26 vs. DAL ... Registered two goals on Dec. 18 vs. SJS; tallied the 10,000th goal in Oilers history (including team goals awarded for a shootout win) ... Skated in his 300th career NHL game on Jan. 6 at DAL ... Posted a three-game assist/point streak from Jan. 25 vs. CGY to Feb. 5 vs. TBL (five assists) ... Posted a four-game point streak from Feb. 24 at



LAK to Mar. 1 vs. NSH (three goals, three assists) ... Registered his 100th career NHL assist on Mar. 5 vs. ARI. **2016-17:** Registered 30 points (13 goals, 17 assists) in 69 games with the Islanders ... Tied a career-high – and ranked fifth on the Islanders – in power play points (eight) ... Tallied two assists, including his 100th career NHL point, and posted a plus-three rating on Oct. 23 vs. MIN ... Skated in his 200th career NHL game on Nov. 3 vs. PHI ... Recorded a goal in back-to-back games on Dec. 15 vs. CHI and Dec. 16 at BUF ... Recorded six points (two goals, four assists) over a five-game span from Dec. 23 vs. BUF to Jan. 6 at COL ... Posted a career-high five-game point streak from Jan. 31 vs. WSH to Feb. 9 at PHI (two goals, five assists), including a career-high four-game assist streak from Feb. 3 at DET to Feb. 9 at PHI ... Tallied three points (two goals, one assist) on Feb. 19 vs. NJD ... Recorded three points (one goal, two assists) on Mar. 2 at DAL. **2015-16:** Registered 28 points (eight goals, 20 assists) in 71 games with the Islanders ... Established a career-high in average ice time (15:39) ... Posted a three-game point streak from Oct. 12 vs. WPG to Oct. 17 vs. SJS (one goal, three assists) ... Registered a three-game point streak from Nov. 27 at FLA to Nov. 30 vs. COL (two goals, two assists) ... Posted a three-game assist/point streak from Dec. 21 vs. ANA to Dec. 29 at TOR (three assists) ... Tallied two points (one goal, one assist) and posted a plus-two rating on Feb. 15 vs. DET ... Established Stanley Cup Playoff career-highs in games played (eight) and assists (three), and tied a Stanley Cup Playoff career-high in points (four) ... Recorded two points (one goal, one assist), including the game-winning goal, and posted a plus-two rating in Game 1 of the First Round at FLA on Apr. 14 ... Notched two assists in Game 1 of the Second Round at TBL on Apr. 27. **2014-15:** Established career-highs in several categories, including goals (17), assists (33), points (50), and plus/minus rating (plus-23) ... Led the Islanders in plus/minus rating, tied for second in assists, ranked third in points, and ranked fifth in goals ... The Islanders posted a 24-10-3 record in games which he registered a point ... Notched two assists and posted a plus-two rating in the first game of the season on Oct. 10 at CAR ... Recorded a goal/point in four games over a five-game span from Nov. 11 vs. COL to Nov. 21 at PIT (four goals, three assists over the span) ... Tallied three points (one goal, two assists) and posted a plus-two rating on Nov. 21 at PIT ... Established single-game career-highs with three assists and four points on Dec. 31 at WPG ... Tallied two assists and established a single-game career-high with eight shots on goal on Jan. 10 at CBJ ... Posted a

four-game point streak from Jan. 16 vs. PIT to Jan. 27 vs. NYR (two goals, two assists) ... Tallied two goals and posted a plus-two rating on Feb. 16 vs. NYR ... Recorded a goal while skating in his 100th career NHL game on Feb. 27 vs. CGY ... Registered four points (two goals, two assists) in seven Stanley Cup Playoff games; established playoff career-highs in goals and points ... Tied for the team lead in goals and ranked fourth in points in the playoffs ... Tallied his first career Stanley Cup Playoff goal/point, which was also his first career Stanley Cup Playoff game-winning goal, while making his Stanley Cup Playoff debut in Game 1 of the First Round at WSH on Apr. 15 ... Registered a goal and posted a plus-one rating in Game 2 at WSH on Apr. 17 ... Tallied his first career Stanley Cup Playoff assist in Game 6 vs. WSH on Apr. 25 ... Notched an assist and was credited with five hits in Game 7 at WSH on Apr. 27. **2013-14:** Registered 18 points (seven goals, 11 assists) in 37 games with the Islanders during his rookie season in the NHL ... Established a career-high in power play goals (four) ... Made his NHL debut on Dec. 14 vs. MTL ... Tallied his first career NHL assist/point on Dec. 20 at NYR ... Registered his first career NHL goal on Jan. 6 vs. DAL ... Notched 14 points (six goals, eight assists) over his final 22 games of the season ... Tallied two assists and established a single-game career-high with a plus-four rating on Mar. 25 at CAR ... Recorded a goal in back-to-back games on Apr. 10 at MTL and Apr. 11 at NJD; tallied his first career NHL game-winning goal on Apr. 10 at MTL.

AHL CAREER: 2015-16: Registered four points (two goals, two assists) and a plus-three rating in eight games with Bridgeport ... Tallied a point in four of the eight games he played. **2013-14:** Established AHL career-highs in several categories, including games played (37), goals (13), assists (36), points (49), and plus/minus rating (plus-16) ... Named to the AHL's All-Rookie Team; led AHL rookies (min. 20 games played) in points per game (1.32) ... Tallied two goals while playing in the AHL All-Star Game on Feb. 12 ... Selected as the AHL's Rookie of the Month for November; registered 15 points (five goals, 10 assists) in 12 games ... Named the AHL's Player of the Week in back-to-back weeks (week ending on Dec. 1 and Dec. 8). **2012-13:** Tallied seven points (two goals, five assists) in 10 games with Bridgeport ... Registered two points (one goal, one assist), including his first career AHL goal/assist/point, while making his AHL debut on Apr. 2 at Worcester.

JUNIOR CAREER: 2012-13: Established OHL career-highs in goals (34) and plus/minus rat-

ing (plus-43) ... Recorded 30 or more goals for the third consecutive season ... Ranked second in the OHL in plus/minus rating, ranked third in assists (60), and ranked sixth in points (94) ... Served as Niagara's captain; led Niagara in assists, points, and plus/minus rating, and ranked second in goals ... Led the OHL All-Stars with two points (one goal, one assist) in two games at the 2012 Subway Super Series ... Tallied three points (two goals, one assist) in five playoff games with Niagara. **2011-12:** Recorded 68 points (30 goals, 38 assists) and a plus-37 rating in 46 games with Niagara ... Led Niagara in points per game (1.48) and ranked third in goals ... Established OHL playoff career-highs in games played (20), goals (seven), assists (16), and points (23) while helping Niagara advance to the OHL Championship ... Tied for fourth in the OHL in points in the playoffs. **2010-11:** Established OHL career-highs in assists (73) and points (106) ... Named to the OHL's Second All-Star Team and participated in the CHL Top Prospects Game ... Ranked third in the OHL in assists and points ... Recorded 12 points (six goals, six assists) in 14 playoff games. **2009-10:** Registered 27 points (eight goals, 19 assists) in 61 games with Barrie and Niagara ... Tallied three assists/points in five playoff games with Niagara.

MIDGET CAREER: 2008-09: Registered 104 points (41 goals, 63 assists) in 76 games with the Toronto Marlboros Minor Midget AAA team in the Greater Toronto Minor Midget Hockey League (GTMMHL) ... Recorded 11 points (four goals, seven assists) in seven games during the OHL Cup.

INTERNATIONAL CAREER: 2013: Registered

six points (four goals, two assists) in six games while representing Canada at the 2013 IIHF World Junior Championship. **2012:** Tallied four points (two goals, two assists) in four games, including the game-winning goal in overtime of the final game, to help Canada defeat Russia in the 2012 Canada-Russia Challenge ... Recorded nine points (three goals, six assists) and posted a plus-nine rating in six games while helping Canada earn a bronze medal at the 2012 IIHF World Junior Championship ... Ranked second among all players in the tournament in plus/minus rating, and tied for sixth among all players in the tournament in assists and points. **2010:** Recorded three points (two goals, one assist) in six games while helping Canada-Ontario earn a silver medal at the 2010 World U17 Hockey Challenge.

BACKGROUND: Nicknames are "Stromer" and "Stromy" ... His brother, Dylan, plays for the Chicago Blackhawks, and his brother, Matthew, was drafted by the Philadelphia Flyers ... Lists his greatest passion besides hockey as golf, and he would try to become a professional golfer if he was not a professional hockey player ... His favorite New York City restaurant is Lavo, and he enjoys eating any Italian meal ... Lists Mats Sundin as his favorite player as a kid ... Married - wife, Sydney.

CAREER TRANSACTIONS: June 24, 2011 - Selected by the NY Islanders in the first round, fifth overall, of the 2011 NHL Entry Draft. **June 22, 2017 -** Acquired by Edmonton in exchange for Jordan Eberle. **November 16, 2018 -** Acquired by the Rangers in exchange for Ryan Spooner.



Ryan gives his game-worn jersey to a fan and takes a picture with her during the Rangers' annual "Blueshirts Off Our Backs" ceremony last season.

CAREER STATISTICS

SEASON	TEAM	LEAGUE	REGULAR SEASON					PLAYOFFS				
			GP	G	A	PTS	PIM	GP	G	A	PTS	PIM
2008-09	Toronto	GTHL	76	41	63	104	-	-	-	-	-	-
2009-10	Barrie	OHL	34	5	9	14	35	-	-	-	-	-
	Niagara	OHL	27	3	10	13	26	5	0	3	3	0
	Canada-Ontario U17	WHC-I7	6	2	1	3	4	-	-	-	-	-
2010-11	Niagara	OHL	65	33	73	106	82	14	6	6	12	19
2011-12	Niagara	OHL	46	30	38	68	47	20	7	16	23	31
	Canada	WJC	6	3	6	9	8	-	-	-	-	-
2012-13	Niagara	OHL	53	34	60	94	59	5	2	1	3	8
	Bridgeport	AHL	10	2	5	7	4	-	-	-	-	-
	Canada	WJC	6	4	2	6	10	-	-	-	-	-
2013-14	Islanders	NHL	37	7	11	18	8	-	-	-	-	-
	Bridgeport	AHL	37	13	36	49	41	-	-	-	-	-
2014-15	Islanders	NHL	81	17	33	50	47	7	2	2	4	2
2015-16	Islanders	NHL	71	8	20	28	28	8	1	3	4	2
	Bridgeport	AHL	8	2	2	4	10	-	-	-	-	-
2016-17	Islanders	NHL	69	13	17	30	40	-	-	-	-	-
2017-18	Oilers	NHL	82	13	21	34	33	-	-	-	-	-
2018-19	Oilers	NHL	18	1	1	2	14	-	-	-	-	-
	RANGERS	NHL	63	18	15	33	50	-	-	-	-	-
NHL TOTALS			421	77	118	195	220	15	3	5	8	4
NYR TOTALS			63	18	15	33	50	-	-	-	-	-

STATISTICAL BREAKDOWN

SEASON	PPG	SHG	GWG	+/-	S	S%	TF	F%	H	BS	MIN
2013-14	4	0	1	-1	89	7.9	374	44.1	29	8	15:11
2014-15	1	1	2	23	179	9.5	319	46.7	92	21	15:24
2015-16	1	0	0	-9	132	6.1	95	41.0	77	19	15:39
2016-17	2	0	2	-8	114	11.4	344	42.7	59	21	14:36
2017-18	2	0	3	-4	147	8.8	671	44.3	43	17	15:13
2018-19	4	0	2	-3	110	17.3	767	47.6	76	36	15:34
TOTALS	14	1	10	-2	771	10.0	2,570	45.2	376	122	15:18

SCORING VS. NHL

TEAM	GP	G	A	PTS
ANA	11	2	2	4
ARI	11	1	2	3
BOS	15	3	2	5
BUF	13	3	2	5
CGY	12	1	5	6
CAR	18	3	10	13
CHI	13	1	1	2
COL	12	5	4	9
CBJ	20	5	4	9
DAL	13	2	6	8
DET	15	3	4	7
EDM	8	0	1	1
FLA	17	3	1	4
LAK	10	1	4	5
MIN	14	0	5	5
MTL	13	3	5	8
NSH	10	0	2	2
NJD	20	9	4	13
NYI	5	1	1	2
NYR	17	3	4	7
OTT	15	1	3	4
PHI	17	1	4	5
PIT	19	5	4	9
SJS	9	2	3	5
STL	9	3	2	5
TBL	17	3	6	9
TOR	16	3	6	9
VAN	12	2	1	3
VGK	6	0	2	2
WSH	21	5	10	15
WPG	13	3	8	11
TOTALS	421	77	118	195

CAREER HIGHLIGHTS

CAREER HIGHS (LAST TIME)

GOALS	2 (6x), 3/9/19 vs. NJD
ASSISTS	3, 12/31/14 at WPG
POINTS	4, 12/31/14 at WPG (1G-3A)
PIM	12, 3/5/19 at DAL
SHOTS	8, 1/10/15 at CBJ
PLUS/MINUS	4, 3/25/14 at CAR
ICE TIME	22:55, 4/7/15 at PHI
GOAL STREAK	3, 3/27/19 - 3/31/19 (3)
ASSIST STREAK	4, 2/3/17 - 2/9/17 (5)
POINT STREAK	5, 1/31/17 - 2/9/17 (2G-5A)

NHL FIRSTS

GAME	12/14/13 vs. MTL
GOAL	1/6/14 vs. DAL (Lehtonen)
ASSIST	12/20/13 at NYR

CAREER SHOOTOUTS

GOALS	SHOTS	SHOT%	GDG
2	8	25.0	0



JACOB TROUBA

DEFENSEMAN

8

HEIGHT **6'3"** WEIGHT **209** SHOOTS **RIGHT** BORN **FEB 26, 1994** BIRTHPLACE **ROCHESTER, MI**

CAREER HIGHLIGHTS: 2018-19: Established career-highs in several categories, including games played (82), assists (42), and points (50) ... Tied for ninth among NHL defensemen in assists (tied with Erik Karlsson and Victor Hedman) and ranked 13th among NHL defensemen in points ... Received the least amount of power play ice time among the 13 NHL defensemen who recorded at least 50 points during the season (168:52; next lowest was Thomas Chabot – 205:41) ... Ranked second among NHL defensemen 25 years old or younger in assists (trailing only Morgan Rielly) and ranked third among NHL defensemen 25 years old or younger in points (trailing only Rielly and Chabot) ... Ranked sixth in the NHL in blocked shots (171) ... Was on the ice for 201:57 of shorthanded ice time and 168:52 of power play ice time; was one of six NHL defensemen who logged at least 200:00 of shorthanded ice time and 150:00 of power play ice time (along with Drew Doughty, Roman Josi, John Carlson, Ryan Ellis, and Mark Giordano) ... Led Winnipeg in total ice time (1,876:00), total shorthanded ice time (201:57), and blocked shots, ranked second in average ice time (22:53) and average shorthanded ice time (2:28), tied for second in power play assists (15), ranked third in assists and even strength assists (25), and tied for fourth in points ... Logged at least 22:00 of ice time in 53 of Winnipeg's 82 games; the Jets posted a 33-17-3 record in those 53 contests ... Winnipeg posted a 25-9-2 record in games which he tallied a point ... Started 51.30% of his 5-on-5 shifts in the offensive zone; started the lowest percentage of 5-on-5 shifts in the offensive zone among the eight Jets defensemen who played at least 20 games during the season ... Among the 13 NHL defensemen who registered at least 50 points, only Roman Josi and Keith Yandle began a higher percentage of 5-on-5 shifts in the defensive zone than he did ... Established a single-game career-high with three assists, tied a single-game career-high with three points, and recorded his 100th career NHL assist on Oct. 20 vs. ARI ... Notched an assist and tied a single-game career-high with a plus-four rating on Nov. 24 at STL ... Tallied



two points (one goal, one assist) and tied a single-game career-high with a plus-four rating on Nov. 29 vs. CHI ... Registered 35 points (five goals, 30 assists) over the final 44 games of the season ... Tied a single-game career-high with three points (one goal, two assists) on Jan. 8 vs. COL ... Posted a four-game assist/point streak from Jan. 31 vs. CBJ to Feb. 7 at MTL (six assists), including two consecutive multi-assist/point games on Jan. 31 vs. CBJ and Feb. 2 vs. ANA ... Tied single-game career-highs with three assists and three points on Feb. 22 at VGK ... Skated in his 400th career NHL game on Mar. 21 at VGK ... Recorded one assist in six playoff games. **2017-18:** Registered 24 points (three goals, 21 assists) and a plus-nine rating in 55 games with Winnipeg ... Ranked second on the team in average ice time (21:54) and tied for third in blocked shots (100) ... Ranked third among Jets defensemen in assists ... Two of his three goals during the season were game-winning goals; established a career-high in game-winning goals ... Recorded the game-winning goal and posted a plus-three rating on Nov. 18 vs. NJD ... Tallied the game-winning goal and posted a plus-three rating on Nov. 27 vs. MIN ... Skated in his 300th career NHL game on Dec. 7 at FLA ... Posted a three-game assist/point streak from Jan. 5 vs. BUF to Jan. 9 at BUF (one goal, four assists) ... Established playoff career-highs in games played (17), goals (two), points (three), and plus/minus rating (plus-six) while helping the Jets advance to the Western Conference Final ... Tied for the team lead in blocked shots (41), ranked second in average ice time (21:39), and tied for second in plus/minus rating in the playoffs ... Registered his first career Stanley Cup Playoff goal, which was also the game-winning goal, in the first minute of Game 5 of the First Round vs. MIN on Apr. 20 ... Registered a "Gordie Howe Hat Trick" by recording one goal, one assist, and one fighting major, and posted a plus-two rating in Game 3 of the Second Round vs. NSH on May 1. **2016-17:** Established a career-high in average ice time (24:58); ranked 11th in the NHL in average ice time ... Tied for 20th among NHL defensemen in points per game (0.55; 33



points in 60 games) ... Ranked second on Winnipeg in average ice time and ranked third in blocked shots (118) ... Ranked second among Jets defensemen in goals (eight), assists (25), and points (33) ... Posted a five-game assist/point streak from Dec. 27 at CHI to Jan. 4 at FLA (one goal, six assists) ... Logged a single-game career-high 31:07 of ice time on Jan. 14 at LAK ... Registered the game-winning goal and posted a plus-three rating on Jan. 31 at STL ... Tied a single-game career-high with two goals on Apr. 6 at CBJ. **2015-16:** Established career-highs in plus/minus rating (plus-10), hits (144), and blocked shots (177) ... Ranked 10th in the NHL – and led Winnipeg – in blocked shots ... Ranked second on Winnipeg – and led team defensemen – in plus/minus rating ... Ranked third on the Jets in average ice time (22:04) ... Ranked third among Winnipeg defensemen in goals (six), assists (15), and points (21) ... Tied a single-game career-high with two goals, recorded a shorthanded goal, and posted a plus-two rating in 25:27 of ice time on Dec. 29 vs. DET ... Skated in his 200th career NHL game on Mar. 18 vs. CHI. **2014-15:** Tallied 22 points (seven goals, 15 assists) in 65 games with Winnipeg ... Ranked second on the Jets in blocked shots (120) and ranked third in average ice time (23:19) ... Ranked second among Winnipeg defensemen in goals and shots on goal (133), and ranked third among Jets defensemen in assists and points ... Established a single-game career-high with three points (one goal, two assists) on Dec. 3 vs. EDM ... Tallied two assists in four playoff games ... Tied for the team lead in assists and tied for third on the Jets in points in the playoffs ... Notched his first career Stanley Cup Playoff assist/point and posted a plus-two rating while making his Stanley Cup Playoff debut in Game 1 of the First Round at Anaheim on Apr. 16. **2013-14:** Finished sixth in voting for the Calder Trophy as the NHL's Rookie of the Year ... Established a career-high in goals (10) ... Led NHL rookies in average ice time (22:26) ... Ranked second among NHL rookie defensemen in goals and tied for third among NHL rookie defensemen in points ... Tied for second among Jets defensemen in goals and plus/minus rating (plus-four), and ranked third among team defensemen in assists (19) and points (29) ... Registered two points (one goal, one assist), including his first career NHL goal, assist, and point, and posted a plus-two rating in 25:02 of ice time while making his NHL debut on Oct. 1 at EDM ... Notched two assists and posted a plus-two rating on Dec. 2 at NYR ... Posted his first career multi-goal game in the NHL, and tallied his first career NHL game-winning goal and his first career NHL shorthanded goal on Jan. 18 vs. EDM.

COLLEGE CAREER: 2012-13: Named to the NCAA (West) First All-American Team; was the only freshman to be named a First Team All-American during the season ... Became the first freshman in the University of Michigan's history to be named a First Team All-American ... Named the CCHA's Best Offensive Defenseman ... Named to the CCHA First All-Star Team and the CCHA All-Rookie Team ... Received the University of Michigan's Hal Downs Award as Most Valuable Player and the Vic Heyliger Award as the team's Most Outstanding Defenseman ... Registered 29 points (12 goals, 17 assists) in 37 games ... Tied for second among NCAA defensemen in goals and tied for seventh among NCAA defensemen in points; led NCAA freshmen defensemen in both categories ... Tallied his first career collegiate goal, assist, and point while making his collegiate debut on Oct. 11 vs. RIT.

USDP CAREER: 2011-12: Recorded 32 points (nine goals, 23 assists) in 54 games with the U.S. National U18 Team as part of the U.S. National Team Development Program ... Tallied 18 points (four goals, 14 assists) in 22 games in United States Hockey League (USHL) competition; tied for the team lead in assists and led team defensemen in points. **2010-11:** Split the season between the U.S. National U18 Team and the U.S. National U17 Team ... Tallied seven points (three goals, four assists) in 31 USHL games with Team USA.

MIDGET CAREER: 2009-10: Registered 28 points (14 goals, 14 assists) in 38 games with Compuware U16 in the Tier I Elite U16 Hockey League (TIEHL U16) ... Skated in three games with Compuware U18. **2008-09:** Tallied 17 points (four goals, 13 assists) in 31 games with Compuware Bantam Major AAA in the TIEBHL. **2007-08:** Recorded 12 points (four goals, eight assists) in 31 games with Compuware Bantam Minor AAA in the TIEMBL.

INTERNATIONAL CAREER: 2017: Registered three points (one goal, two assists) and a plus-five rating in eight games while representing the United States at the 2017 IIHF World Championship. **2016:** Skated in two games while playing with Team North America at the 2016 World Cup of Hockey. **2014:** Recorded three points (two goals, one assist) in four games while representing the United States at the 2014 IIHF World Championship. **2013:** Tallied nine points (four goals, five assists) in seven games while helping the United States win a gold medal at the 2013 IIHF World Junior Championship ... Named the Best Defenseman in the tournament and was named to

the Tournament All-Star Team; was also named one of the Top Three Players on his Team in the tournament ... Led all defensemen in goals and points in the tournament ... Registered three points (one goal, two assists) in seven games while helping the United States earn a bronze medal at the 2013 IIHF World Championship. **2012:** Tallied two assists in six games while representing the United States at the 2012 IIHF World Junior Championship ... Registered three points (one goal, two assists) and posted a plus-five rating in six games while helping the United States win a gold medal at the 2012 IIHF UI8 World Championship. **2011:** Registered nine points (two goals, seven assists) while helping the United States earn a silver medal at the 2011 World UI7 Hockey Challenge ... Tallied one goal and posted a plus-two rating in six games while helping the United States win a gold medal at

the 2011 IIHF UI8 World Championship.

BACKGROUND: Nickname is "Troubs" ... A Michigan native, he grew up a fan of all Detroit sports teams as a kid (Red Wings, Lions, Pistons, and Tigers), and he lists Red Wings defenseman Nicklas Lidstrom as his hockey idol growing up ... Says the superpower he'd most like to have is teleportation ... His favorite movie is "Billy Madison" and his favorite TV show is "Suits" ... Engaged - fiancée, Kelly.

CAREER TRANSACTIONS: **June 22, 2012** - Selected by Winnipeg in the first round, ninth overall, of the 2012 NHL Entry Draft. **June 17, 2019** - Acquired by the Rangers in exchange for Neal Pionk and a first-round pick in the 2019 NHL Entry Draft (Ville Heinola).

CAREER STATISTICS

			REGULAR SEASON					PLAYOFFS				
SEASON	TEAM	LEAGUE	GP	G	A	PTS	PIM	GP	G	A	PTS	PIM
2007-08	Compuware Bantam	TIEBHL	31	4	8	12	28	-	-	-	-	-
2008-09	Compuware Bantam	TIEBHL	31	4	13	17	54	-	-	-	-	-
2009-10	Compuware UI8	TIEHL UI8	3	0	0	0	2	-	-	-	-	-
	Compuware UI6	TIEHL UI6	38	14	14	28	40	-	-	-	-	-
2010-11	U.S. Nat'l UI8 Team	USDP	21	2	5	7	24	-	-	-	-	-
	U.S. Nat'l UI7 Team	USDP	37	6	13	19	35	-	-	-	-	-
	U.S. Nat'l Team	USHL	31	3	4	7	31	-	-	-	-	-
	United States	WJC-18	6	1	0	1	2	-	-	-	-	-
	United States	WHC-17	6	2	7	9	12	-	-	-	-	-
2011-12	U.S. Nat'l UI8 Team	USDP	54	9	23	32	71	-	-	-	-	-
	U.S. Nat'l Team	USHL	22	4	14	18	35	-	-	-	-	-
	United States	WJC	6	0	2	2	0	-	-	-	-	-
	United States	WJC-18	6	1	2	3	8	-	-	-	-	-
	United States	WJC	7	4	5	9	10	-	-	-	-	-
2012-13	Univ. of Michigan	NCAA	37	12	17	29	88	-	-	-	-	-
	United States	WC	7	1	2	3	2	-	-	-	-	-
	United States	WJC	7	4	5	9	10	-	-	-	-	-
2013-14	Jets	NHL	65	10	19	29	43	-	-	-	-	-
	United States	WC	4	2	1	3	8	-	-	-	-	-
2014-15	Jets	NHL	65	7	15	22	46	4	0	2	2	2
2015-16	Jets	NHL	81	6	15	21	62	-	-	-	-	-
2016-17	Jets	NHL	60	8	25	33	54	-	-	-	-	-
	Team North America	W-Cup	2	0	0	0	0	-	-	-	-	-
	United States	WC	8	1	2	3	2	-	-	-	-	-
2017-18	Jets	NHL	55	3	21	24	34	17	2	1	3	17
2018-19	Jets	NHL	82	8	42	50	58	6	0	1	1	4
NHL TOTALS			408	42	137	179	297	27	2	4	6	23

STATISTICAL BREAKDOWN

SEASON	PPG	SHG	GWG	+/-	S	S%	TF	F%	H	BS	MIN
2013-14	0	1	1	4	121	8.3	0	0.0	95	132	22:26
2014-15	1	0	0	2	133	5.3	1	0.0	97	120	23:19
2015-16	0	1	0	10	133	4.5	1	0.0	144	177	22:04
2016-17	2	0	1	4	154	5.2	0	0.0	107	118	24:58
2017-18	0	0	2	9	144	2.1	0	0.0	84	100	21:54
2018-19	3	1	1	8	162	4.9	0	0.0	112	171	22:53
TOTALS	6	3	5	37	847	5.0	2	0.0	639	818	22:53

SCORING VS. NHL

TEAM	GP	G	A	PTS
ANA	16	2	11	13
ARI	14	2	4	6
BOS	9	1	0	1
BUF	10	2	5	7
CGY	16	2	1	3
CAR	10	0	3	3
CHI	21	1	8	9
COL	25	4	9	13
CBJ	12	2	6	8
DAL	21	3	10	13
DET	8	2	3	5
EDM	17	4	6	10
FLA	10	1	2	3
LAK	14	0	2	2
MIN	22	2	6	8
MTL	10	0	3	3
NSH	21	1	9	10
NJD	11	1	3	4
NYI	10	2	4	6
NYR	9	0	5	5
OTT	12	0	5	5
PHI	8	0	1	1
PIT	12	3	1	4
SJS	16	0	4	4
STL	24	2	8	10
TBL	11	3	5	8
TOR	9	2	4	6
VAN	18	0	5	5
VGK	5	0	3	3
WSH	7	0	1	1
WPG	0	0	0	0
TOTALS	408	42	137	179

CAREER HIGHLIGHTS

CAREER HIGHS (LAST TIME)	
GOALS	2 (3x), 4/6/17 at CBJ
ASSISTS	3 (2x), 2/22/19 at VGK
POINTS	3 (4x), 2/22/19 at VGK (3A)
PIM	17, 2/4/17 at COL
SHOTS	7, 2/16/17 at PIT
PLUS/MINUS	4 (3x), 11/29/18 vs. CHI
ICE TIME	31:07, 1/14/17 at LAK
GOAL STREAK	2, 1/16/14 – 1/18/14 (3)
ASSIST STREAK	5, 12/27/16 – 1/4/17 (6)
POINT STREAK	5, 12/27/16 – 1/14/17 (1G-6A)

NHL FIRSTS

GAME	10/1/13 at EDM
GOAL	10/1/13 at EDM (Dubnyk)
ASSIST	10/1/13 at EDM



MIKA ZIBANEJAD

CENTER

93

HEIGHT 6'2" WEIGHT 208 SHOOTS RIGHT BORN APR 18, 1993 BIRTHPLACE HUDDINGE, SWEDEN

CAREER HIGHLIGHTS: 2018-19: Established career-highs in numerous categories, including games played (82), goals (30), assists (44), points (74), average ice time (20:34), total ice time (1,685:48), shots on goal (236), primary assists (25), power play assists (12), power play points (23), faceoff wins (831), faceoffs taken (1,673), and takeaways (69) ... Was named the Rangers' Most Valuable Player and the winner of the Steven McDonald Extra Effort Award; became the sixth Ranger to be named the team's MVP (as chosen by the media) and to receive the Steven McDonald Extra Effort Award (as chosen by the fans) in the same season, joining Graves (1992-93 and 1993-94), Messier (1994-95 and 1995-96), Leetch (1996-97), Gretzky (1997-98), and Lundqvist (2017-18) as the only Rangers to accomplish the feat ... Was the only Ranger who played in all of the team's 82 games during the season; played in all 82 games of a season for the first time in his NHL career ... Led the Rangers in numerous categories, including goals, assists, points, primary assists, power play goals (11), power play assists, power play points, shots on goal, game-winning goals (five), takeaways, faceoff wins, faceoffs taken, and total ice time ... Became the 13th different Ranger to lead the team in goals, assists, and points in the same season (and the first to do so since Dubinsky in 2010-11); it was the 18th instance in franchise history that one player led the team in goals, assists, and points in the same season ... Became the third center in franchise history to register at least 30 goals in a season when 25 years old or younger (Pavelich and Turcotte), and also became the third center in franchise history to record at least 70 points in a season when 25 years old or younger (Tkaczuk and Pavelich) ... Was one of seven NHL players who recorded 30 or more goals and won at least 800 faceoffs (Barkov, Crosby, Larkin, Scheifele, Tavares, Toews), and was one of 10 NHL players who registered at least 30 goals and 60 or more takeaways (Aho, Barkov, Draisaitl, Larkin, McDavid, Monahan, Scheifele, Stone, Toews) ... Was one of five NHL forwards who logged at least 1,250 minutes of even strength ice time, 200 minutes of

power play ice time, and 150 minutes of short-handed ice time during the season (Barkov, Couturier, Kopitar, O'Reilly) ... Ranked eighth in the NHL in faceoffs taken and ranked 11th in the NHL in faceoff wins and power play shots on goal (70) ... Became the first Rangers forward to lead the team in total ice time since the NHL began to track the statistic in 1997-98; his 1,685:48 of ice time was the sixth-most by a Rangers forward in one season since 1997-98 ... His 831 faceoff wins were the fourth-most a Ranger recorded in one season since the NHL began tracking the statistic in 1997-98, and his 1,673 faceoffs taken were the third-most a Ranger has taken in one season since 1997-98 ... Led the NHL in shootout attempts (11) and tied for the NHL lead in shootout goals (five); tied the Rangers' single-season record for shootout goals ... Took a shot in every shootout the Rangers had during the season ... Named an alternate captain prior to the start of the season ... Led all skaters with eight shots on goal while skating in a team-high 23:04 of ice time on Oct. 6 at BUF ... Posted a three-game goal/point streak from Oct. 17 at WSH to Oct. 23 vs. FLA (four goals, three assists) ... Tied a single-game career-high with four points (two goals, two assists), registered a power play goal and a shorthanded goal, and tallied the game-winning goal on Oct. 23 vs. FLA; became the first Ranger to tally a power play goal and a shorthanded goal in the same period since Dubinsky (Apr. 12, 2009 at PHI) and became the first Ranger to record a power play point and a shorthanded point in the same period of a game since Callahan (Mar. 28, 2012 at WPG) ... Recorded a point in eight games over an 11-game span from Oct. 30 at SJS to Nov. 21 vs. NYI (two goals, eight assists during the stretch), and posted a four-game point streak from Nov. 4 vs. BUF to Nov. 10 at CBJ (two goals, three assists) ... Tied for the game-high with five shots on goal, logged 20:09 of ice time, and recorded a goal in the shootout on Nov. 1 at ANA ... Tallied two points (one goal, one assist), including a shorthanded goal, won 12 of 18 faceoffs (66.7%), and posted a plus-two rating on Nov. 6 vs. MTL ... Recorded his





100th career point with the Rangers by notching an assist on Nov. 15 at NYI ... Tallied two assists and won 12 of 16 faceoffs (75.0%) on Nov. 21 vs. NYI ... Registered 11 points (four goals, seven assists) over a nine-game span from Nov. 26 vs. OTT to Dec. 18 vs. ANA; tallied a point in seven of the nine games and posted four multi-point games ... Posted a multi-assist/point game in back-to-back contests on Dec. 1 at MTL and Dec. 2 vs. WPG (four assists in the two games) ... Tallied two assists, and tied single-game career-highs with 18 faceoff wins (18-for-29; 62.1%) and a plus-three rating in 21:39 of ice time on Dec. 2 vs. WPG ... Recorded two points (one goal, one assist) while skating in a game-high 25:10 of ice time on Dec. 14 vs. ARI ... Established a single-game career-high with four assists, and tied single-game career-highs with four points and a plus-three rating on Dec. 29 at NSH; became the first Ranger to tally four assists in a game since Anisimov (Jan. 19, 2011 vs. TOR) and the first Ranger to tally four assists in a road game since Jagr (Feb. 19, 2008 at MTL) ... Posted a five-game point streak from Jan. 12 at NYI to Jan. 19 at BOS (five goals, four assists), including a three-game goal streak from Jan. 15 vs. CAR to Jan. 19 at BOS (five goals in the three games) ... Tallied 13 goals over an 11-game span from Jan. 15 vs. CAR to Feb. 12 at WPG, and recorded the most goals in the NHL over the span; became the first Ranger to record 13 goals over an 11-game span since Jagr in 2005-06 ... Registered the game-winning goal in three consecutive games from Jan. 15 vs. CAR to Jan. 19 at BOS; became the second Ranger in franchise history to record the game-winning goal in three consecutive team games (Gilbert - Dec. 11-17, 1966) ... Named the NHL's Second Star of the Week for the week ending on Jan. 20; led the NHL with five goals during the week ... Tied a single-game career-high with four points (two goals, two assists), recorded the game-winning goal, and tallied his 40th point of the season on Jan. 15 vs. CAR; posted his third four-point game of the season and became the first Ranger to register three different four-point games in the same season since Gaborik (2010-11) ... Reached the 40-point plateau for the fourth time in his NHL career and did so in fewer games (46) than in any other season of his career ... Logged at least 20:00 of ice time in 10 consecutive games from Jan. 17 vs. CHI to Feb. 12 at WPG; became the first Rangers forward to log 20:00 or more of ice time in 10 consecutive games since Callahan in 2011-12 ... Recorded the game-winning goal and posted a plus-three rating in 20:42 of ice time on Jan. 17 vs. CHI ... Tallied two goals, including the game-winning goal on the power play, on Jan. 19 at BOS ... Registered a point on

10 consecutive goals scored by the team from Jan. 19 at BOS to Feb. 4 vs. LAK; became the first Ranger in franchise history to tally a point on 10 consecutive team goals scored, and was the ninth player (and was the 13th instance) in NHL history of a player registering a point on 10 consecutive goals scored by his team ... Named the NHL's Third Star of the Week for the week ending on Feb. 3; tallied six points (three goals, three assists) in three games and notched a point on all six Rangers goals ... Tied a single-game career-high with four points (three goals, one assist), registered his first hat trick as a Ranger, and tallied the game-winning goal on Jan. 31 at NJD; became the first Ranger to tally a hat trick at New Jersey (regular season or playoffs) since Messier in Game 6 of the Eastern Conference Finals in 1994 ... Recorded two points (one goal, one assist) on Feb. 4 vs. LAK; tallied his 31st assist and 52nd point of the season, establishing new career-highs in both categories ... Registered two goals on Feb. 12 at WPG; became the first Rangers center to record at least 25 goals and 56 points through the team's first 56 games of a season since Messier in 1996-97 ... Won at least 10 faceoffs in six consecutive games from Feb. 23 vs. NJD to Mar. 5 at DAL ... Posted back-to-back multi-assist/point games on Feb. 23 vs. NJD and Feb. 24 at WSH (four assists); logged at least 23:00 of ice time in each game ... Notched two assists, including his 60th point of the season, on Feb. 23 vs. NJD; reached the 60-point plateau for the first time in his NHL career ... Tallied a goal, led all skaters with 16 faceoff wins (16-for-27; 59.3%), and tied for the game-high with five shots on goal while skating in a single-game career-high 26:02 of ice time on Feb. 27 vs. TBL; became the first Rangers forward to log at least 26:00 of ice time in a game since Callahan on Apr. 25, 2013 ... Also recorded his 27th goal of the season on Feb. 27 vs. TBL, matching his total from the previous season; became the first Ranger to register 27 or more goals in back-to-back seasons since Jagr (2005-06 and 2006-07) and the first Rangers center to do so since Messier (1995-96 and 1996-97) ... Tallied two assists, including his 300th career NHL point, on Mar. 9 vs. NJD ... Recorded his 28th goal of the season, establishing a career-high, and led the Rangers with five shots on goal on Mar. 16 at MIN ... Notched his 40th assist of the season on Mar. 25 vs. PIT ... Tallied two goals, including his 30th goal and his 70th point of the season, on Mar. 27 at BOS. **2017-18:** Established a career-high - and tied for sixth in the NHL - in power play goals (14) ... Was one of seven NHL players who registered 27 or more goals, 47 or more points, and 14 or fewer penalty minutes (Barkov, Da-

donov, DeBrincat, W. Karlsson, Matthews, and Rakell) ... Led the Rangers in goals (27), power play goals, power play points (21), shots on goal (212), faceoff wins (654), and faceoffs taken (1,287), tied for the team lead in game-winning goals (four), ranked second in points (47), ranked fourth in takeaways (49), and ranked fifth in hits (92) ... Became the first Ranger to tally 14 or more goals, 28 or more points, and two or fewer penalty minutes through the team's first 50 games of a season since Camille Henry in 1958-59 ... Recorded 22 points (11 goals, 11 assists) and two penalty minutes in the first 22 games of the season ... Posted a four-game goal streak over the first four games of the season from Oct. 5 vs. COL to Oct. 10 vs. STL (five goals over the span); became the second player in franchise history to tally a goal in each of the Rangers' first four games of a season (Nash - 2014-15) ... Talled two goals, tied single-game career-highs with two power play goals, and 18 faceoff wins (18-for-24; 75.0%), and recorded eight shots on goal in 21:15 of ice time in the Rangers' season opener on Oct. 5 vs. COL; led all skaters in shots on goal, faceoff wins, and takeaways (two) in the contest ... Recorded a power play goal, led all skaters with five shots on goal, and won 15 of 25 faceoffs (60.0%) on Oct. 10 vs. STL ... Posted a five-game point streak from Oct. 23 vs. SJS to Nov. 2 at TBL (three goals, five assists), including a four-game assist streak from Oct. 26 vs. ARI to Nov. 2 at TBL ... Talled three points (one goal, two assists), all in the third period, recorded two power play points (one power play goal, one power play assist), notched his 200th career NHL point, registered the game-winning goal, led all skaters with 14 faceoff wins (14-for-21; 66.7%), and recorded four shots on goal in 19:50 of ice time on Oct. 31 vs. VGK ... Recorded three assists, all of which were power play assists in the third period, and won 10 of 18 faceoffs (55.6%) in 19:00 of ice time on Nov. 6 vs. CBJ; became the first Ranger to record three power play assists in one game since Dec. 29, 2007 (Jagr and Dubinsky) and the first Ranger to tally three power play assists in one period since Oct. 12, 2007 (Jagr - first period) ... Recorded two points (one goal, one assist), including the game-winning goal, on Nov. 22 at CAR ... Registered a goal/point in three games over a four-game span from Jan. 3 vs. CHI to Jan. 13 vs. NYI (three goals) ... Notched an assist on the game-winning goal and tied a single-game career-high with a plus-three rating on Jan. 18 vs. BUF ... Talled two assists, including his first career NHL shorthanded assist, and posted a plus-two rating on Jan. 23 at ANA ... Recorded the game-winning goal and registered four shots on goal on Feb. 9 vs. CGY ...

Recorded a power play goal, led all skaters with 14 faceoff wins (14-for-19; 73.7%), and tied for the game-high with five shots on goal in 18:25 of ice time on Feb. 17 at OTT ... Registered 16 points (10 goals, six assists) in his final 18 games of the season (from Feb. 28 at VAN until Apr. 7 at PHI) ... Recorded two points (one goal, one assist), including a power play goal, led all skaters with 13 faceoff wins (13-for-19; 68.4%), tied for the team-high with four hits, registered three shots on goal, and posted a plus-one rating in 18:42 of ice time on Mar. 3 at EDM; tallied his 10th power play goal of the season and became the first Ranger to record 10 or more power play goals in a season since 2011-12 (Callahan and Gaborik) ... Posted a seven-game point streak from Mar. 10 at FLA to Mar. 24 vs. BUF (eight goals, four assists), including a five-game goal streak from Mar. 14 vs. PIT to Mar. 24 vs. BUF (seven goals); the five-game goal streak was a career-high and the seven-game point streak was tied for his career-high ... Registered his 20th goal of the season and tied for the game-high with five shots on goal on Mar. 10 at FLA; reached the 20-goal plateau for the third time in his NHL career ... Notched three assists, registered a power play assist, won 12 of 24 faceoffs (50.0%), and was credited with three blocked shots on Mar. 12 vs. CAR ... Talled two goals, including the game-winning goal in overtime, registered his 100th career NHL goal, and led all skaters with a single-game career-high nine shots on goal on Mar. 14 vs. PIT ... Recorded a power play goal, tied for the game-high with five shots on goal, led all skaters with 14 faceoff wins (14-for-25; 56.0%) and logged 20:37 of ice time while skating in his 400th career NHL game on Mar. 20 vs. CBJ. **2016-17:** Established a career-high in faceoff win percentage (52.0%; 494-for-950) and tied his career-high in plus/minus rating (plus-nine) ... Recorded a point in 28 of the 56 games he played (14 goals, 23 assists); the Rangers posted a 33-17-6 record when he was in the lineup ... Talled nine points (two goals, seven assists) in the first 10 games of the season ... Registered two assists, including his first assist/point as a Ranger, while making his Rangers debut on Oct. 13 vs. NYI ... Recorded two points (one goal, one assist), including his first goal as a Ranger, and won 15 of 22 faceoffs (68.2%) on Oct. 15 at STL ... Talled a goal and won 17 of 24 faceoffs (70.8%) while skating in his 300th career NHL game on Nov. 20 vs. FLA ... Registered two goals and recorded seven shots on goal on Jan. 17 vs. DAL ... Recorded his 100th career NHL assist on Feb. 5 vs. CGY ... Registered the deciding goal in either overtime or the shootout in three games over a seven-game span from Feb. 23 at TOR

to Mar. 6 at TBL, and in two consecutive games on Feb. 23 at TOR and Feb. 25 at NJD ... Recorded the game-deciding goal in the shootout and led all skaters with 13 faceoff wins (13-for-16; 81.3%) on Feb. 23 at TOR ... Tallied two points (one goal, one assist), including his first career NHL overtime goal, and tied a single-game career-high with a plus-three rating on Feb. 25 at NJD ... Registered the game-winning goal in overtime on Mar. 6 at TBL ... Established playoff career-highs in games played (12), goals (two), assists (seven), points (nine), and plus/minus rating (plus-four) ... Tied for the NHL lead in shorthanded assists (one), tied for second in shorthanded points (one), and tied for third in overtime goals (one) in the playoffs ... Led the Rangers in assists, points, and overtime goals, tied for the team lead in game-winning goals (one), faceoff wins (102), and shorthanded assists, ranked second in shots on goal (34), tied for second in shorthanded points and power play assists (one), and tied for third in plus/minus rating in the playoffs ... Tied a single-game playoff career-high with two points (one goal, one assist), registered his first career Stanley Cup Playoff overtime goal, which was also his first career Stanley Cup Playoff game-winning goal, and posted a plus-two rating in Game 5 of the First Round at MTL on Apr. 20 ... Tallied five points (one goal, four assists) in the Second Round against OTT ... Tied single-game playoff career-highs with two assists and two points and won 16 of 27 faceoffs (59.3%) while skating in a single-game playoff career-high 25:46 of ice time in Game 2 at OTT on Apr. 29 ... Tied a single-game playoff career-high with two points (one goal, one assist) in Game 6 vs. OTT on May 9. **2015-16:** Established career-highs in game-winning goals (seven), shorthanded goals (two), and shorthanded points (two) ... Was one of 11 NHL centers who logged at least 1,000 even strength minutes of ice time, 200 power play minutes of ice time, and 100 shorthanded minutes of ice time ... Tied for fifth in the NHL in shootout goals (four; 4-for-9) and game-deciding goals (two) ... Led Ottawa in game-winning goals, faceoff wins (659), and faceoffs taken (1,306), ranked third in shorthanded goals (two), tied for fourth in assists (30), and ranked fifth in points (51) and power play points (11) ... Tallied at least 20 goals and 40 points for the second consecutive season; was one of six players 22 years old or younger who tallied 20 or more goals in both 2014-15 and 2015-16 ... Registered at least one point in 40 of 81 games ... Established a career-high with a five-game assist streak from Nov. 5 vs. WPG to Nov. 14 vs. NYR (five assists) ... Recorded his first career NHL hat trick on Feb. 27 at CGY; posted a natural hat trick in the third

period, tallying three goals in a span of 2:38 ... Registered a five-game point streak from Mar. 12 vs. TOR to Mar. 22 vs. WSH. **2014-15:** Established career-highs in shootout goals (five) and hits (149) ... Tied for ninth in the NHL – and led Ottawa – in shootout goals ... Tied for third on the Senators in power play assists (10) and power play points (14), ranked fifth in goals (20) and assists (26), ranked sixth in points (46) and hits, and tied for sixth in power play goals (four) ... Established a single-game career-high with four points (two goals, two assists) and posted a plus-three rating on Dec. 7 vs. VAN ... Posted a career-high seven-game point streak from Feb. 25 at ANA to Mar. 8 vs. CGY (three goals, four assists) ... Tied for the team lead in points (four), power play assists (two), and power play points (three), and tied for second on the Senators in assists (three) in the playoffs ... Tied a single-game playoff career-high with two points (one goal, one assist) in Game 1 of the First Round at MTL on Apr. 15 ... Tied single-game playoff career-highs with two assists and two points in Game 5 at MTL on Apr. 24. **2013-14:** Ranked third on the Senators in shootout goals (three), and tied for the team lead (min. two shootout attempts) in shootout shooting percentage (50.0; 3-for-6) ... Posted a three-game goal streak from Nov. 27 at WSH to Dec. 1 vs. DET ... Skated in his 100th career NHL game on Feb. 8 at BOS. **2012-13:** Established a career-high in plus/minus rating (plus-nine) ... Tied for the team lead – and tied for sixth among NHL rookies in plus/minus rating ... Registered his first career NHL goal on Jan. 30 vs. MTL ... Recorded four points (one goal, three assists) in 10 playoff games ... Registered two assists, including his first career Stanley Cup Playoff assist/point, while making his Stanley Cup Playoff debut in Game 1 of the Eastern Conference Quarterfinals at MTL on May 2 ... Tallied his first career Stanley Cup Playoff goal in Game 4 vs. MTL on May 7. **2011-12:** Recorded his first career NHL assist/point while making his NHL debut on Oct. 7 at DET.

AHL CAREER: 2013-14: Tallied seven points (two goals, five assists) in six games with Binghamton. **2012-13:** Notched 11 points (four goals, seven assists) in 23 games with Binghamton ... Made his AHL debut on Oct. 13 vs. Wilkes-Barre/Scranton ... Recorded his first career AHL assist/point on Oct. 19 vs. Hershey ... Tallied his first career AHL goal on Nov. 16 vs. Adirondack.

EUROPEAN CAREER: 2011-12: Established SHL career-highs in assists (eight) and points (13), and tied SHL career-highs in goals (five)

and games played (26) ... Tallied a point in 13 of the 26 games in which he played ... Posted a three-game point streak from Nov. 22 against Frolunda to Nov. 29 against MODO ... Recorded six points (four goals, two assists) in 10 games as part of Kvalserien, a round-robin tournament ... Skated in one game in SuperElit. **2010-11:** Established SHL career-highs in games played (26) and goals (five) ... Recorded nine points (five goals, four assists), which was the most by a player 18 years old or younger in the SHL during the season ... Made his SHL debut on Dec. 4 against Timrå ... Recorded two points (one goal, one assist) in seven SHL playoff games ... Established SuperElit career-highs in games played (27), goals (12), assists (nine), and points (21) ... Tallied three points (one goal, two assists) in three playoff games in SuperElit and earned a bronze medal with Djurgårdens J20 ... Notched five points (three goals, two assists) in two contests with Djurgårdens J18. **2009-10:** Tallied four points (two goals, two assists) in 14 SuperElit games ... Recorded 36 points (14 goals, 22 assists) in 28 games with Djurgårdens J18 ... Registered nine points (five goals, four assists) in five playoff games while helping Djurgårdens J18 earn a silver medal. **2008-09:** Recorded four points (two goals, two assists) in 11 games with AIK J18.

INTERNATIONAL CAREER: 2018: Registered 11 points (six goals, five assists) and posted a plus-10 rating in 10 games while helping Sweden win a gold medal at the 2018 IIHF World Championship ... Tied for fourth among all skaters in the tournament - and tied for the team lead - in goals, and tied for fifth among all skaters in the tournament in plus/minus rating. **2012:** Registered five points (four goals, one

assist) and posted a plus-three rating in six games while helping Sweden earn a gold medal at the 2012 IIHF World Junior Championship ... Tied for second on the team in goals during the tournament ... Tallied the "Golden Goal", scoring the game-winning goal in overtime of the gold medal game against Russia on Jan. 5. **2011:** Recorded eight points (four goals, four assists) and a plus-eight rating in six games while helping Sweden earn a silver medal at the 2011 IIHF U18 World Championship ... Tied for the team lead in points during the tournament. **2010:** Recorded nine points (five goals, four assists) while helping Sweden earn a bronze medal at the 2010 World U17 Hockey Challenge ... Tied for first among all skaters in goals during the tournament.

BACKGROUND: Nickname is "Miks" ... One of his greatest passions is creating music, something he has been doing since he was 18 years old ... Watching the TV show "Friends" helped him learn English ... His first job was working at Stadium, a sports equipment store ... Wears jersey No. 93 for his birth year (1993) ... Played soccer and tennis growing up in addition to hockey, and he would be pursuing a career in either sport if he was not playing hockey ... Collects hats and Manchester United soccer jerseys ... Single.

CAREER TRANSACTIONS: June 24, 2011 - Selected by Ottawa in the first round, sixth overall, of the 2011 NHL Entry Draft. **July 18, 2016** - Acquired by the Rangers, along with a second-round pick in the 2018 NHL Entry Draft (later traded), in exchange for Derick Brassard and a seventh-round pick in the 2018 NHL Entry Draft (Luke Loheit).



Mika signs autographs for fans during the Rangers' Season Subscriber Forum (left). Zibanejad, who was named the winner of the John Halligan Good Guy Award for cooperation with the media in 2018-19, answers questions from reporters following a game last season (right).

CAREER STATISTICS

SEASON	TEAM	LEAGUE	REGULAR SEASON					PLAYOFFS				
			GP	G	A	PTS	PIM	GP	G	A	PTS	PIM
2008-09	AIK J18	J18 Elit	11	2	2	4	2	-	-	-	-	-
	AIK UI6	UI6 SM	8	7	8	15	2	-	-	-	-	-
2009-10	Djurgardens J20	SuperElit	14	2	2	4	4	-	-	-	-	-
	Djurgardens J18	J18 Elit	28	14	22	36	18	5	5	4	9	4
	Sweden	WJC-17	6	5	4	9	4	-	-	-	-	-
2010-11	Djurgardens	SHL	26	5	4	9	2	7	1	1	2	2
	Djurgardens J20	SuperElit	27	12	9	21	12	3	1	2	3	0
	Djurgardens J18	J18 Elit	2	3	2	5	2	-	-	-	-	-
	Sweden	WJC-18	6	4	4	8	2	-	-	-	-	-
2011-12	Senators	NHL	9	0	1	1	2	-	-	-	-	-
	Djurgardens	SHL	26	5	8	13	4	-	-	-	-	-
	Djurgardens	Kvalserien	-	-	-	-	-	10	4	2	6	2
	Djurgardens J20	SuperElit	1	0	0	0	2	-	-	-	-	-
	Sweden	WJC	6	4	1	5	2	-	-	-	-	-
2012-13	Senators	NHL	42	7	13	20	6	10	1	3	4	0
	Binghamton	AHL	23	4	7	11	10	-	-	-	-	-
2013-14	Senators	NHL	69	16	17	33	18	-	-	-	-	-
	Binghamton	AHL	6	2	5	7	2	-	-	-	-	-
2014-15	Senators	NHL	80	20	26	46	20	6	1	3	4	0
2015-16	Senators	NHL	81	21	30	51	18	-	-	-	-	-
2016-17	RANGERS	NHL	56	14	23	37	16	12	2	7	9	0
2017-18	RANGERS	NHL	72	27	20	47	14	-	-	-	-	-
	Sweden	WC	10	6	5	11	0	-	-	-	-	-
2018-19	RANGERS	NHL	82	30	44	74	47	-	-	-	-	-
	NHL TOTALS		491	135	174	309	141	28	4	13	17	0
	NYR TOTALS		210	71	87	158	77	12	2	7	9	0

STATISTICAL BREAKDOWN

SEASON	PPG	SHG	GWG	+/-	S	S%	TF	F%	H	BS	MIN
2011-12	0	0	0	-3	12	0.0	50	44.0	15	5	12:54
2012-13	3	0	0	9	90	7.8	343	46.4	82	19	13:34
2013-14	3	0	0	-15	153	10.5	397	46.1	118	28	14:20
2014-15	4	0	0	E	150	13.3	1,261	48.8	149	26	16:26
2015-16	2	2	7	-2	184	11.4	1,306	50.5	111	43	17:46
2016-17	4	0	2	9	119	11.8	950	52.0	23	27	17:04
2017-18	14	0	4	-23	212	12.7	1,287	50.8	92	64	17:58
2018-19	11	2	5	-12	236	12.7	1,673	49.7	134	66	20:34
TOTALS	41	4	18	-37	1,156	11.7	7,267	49.8	724	278	17:02

SCORING VS. NHL

TEAM	GP	G	A	PTS
ANA	11	3	7	10
ARI	9	2	5	7
BOS	26	11	5	16
BUF	22	2	13	15
CGY	12	5	4	9
CAR	22	8	12	20
CHI	9	5	0	5
COL	12	4	1	5
CBJ	22	4	11	15
DAL	10	3	0	3
DET	23	2	5	7
EDM	11	2	4	6
FLA	20	7	6	13
LAK	10	4	6	10
MIN	12	4	2	6
MTL	25	8	6	14
NSH	11	1	8	9
NJD	19	6	10	16
NYI	23	4	11	15
NYR	12	3	5	8
OTT	6	4	1	5
PHI	23	4	1	5
PIT	18	5	7	12
SJS	11	3	3	6
STL	11	5	7	12
TBL	24	2	7	9
TOR	25	7	5	12
VAN	12	5	6	11
VGK	4	4	2	6
WSH	23	5	7	12
WPG	13	3	7	10
TOTALS	491	135	174	309

CAREER HIGHLIGHTS

CAREER HIGHS (LAST TIME)	
GOALS	3 (2x), 1/31/19 at NJD
ASSISTS	4, 12/29/18 at NSH
POINTS	4 (5x), 1/31/19 at NJD (3G-1A)
PIM	15, 3/5/19 at DAL
SHOTS	9, 3/14/18 vs. PIT
PLUS/MINUS	3 (10x), 1/17/19 vs. CHI
ICE TIME	26:02, 2/27/19 vs. TBL
GOAL STREAK	5, 3/14/18 - 3/24/18 (7)
ASSIST STREAK	5, 11/5/15 - 11/14/15 (5)
POINT STREAK	7 (2x), 3/10/18 - 3/24/18 (8G-4A)

NHL FIRSTS

GAME	10/7/11 at DET
GOAL	1/30/13 vs. MTL (Budaj)
ASSIST	10/7/11 at DET

CAREER SHOOTOUTS

GOALS	SHOTS	SHOT%	GDG
22	50	44.0	7

CAREER HAT TRICKS (2)

DATE	OPPONENT	GOALTENDER
2/27/16	at CGY	Ortio
1/31/19	at NJD	Kinkaid

BY THE NUMBERS

Is one of three players who have worn jersey No. 93 in a regular season game in Rangers history

RANGERS RECORDS

Points on consecutive goals scored by the Rangers - 10 (recorded a point on 10 straight goals from 1/19/19 - 2/4/19)
 Consecutive team games with a game-winning goal - 3 (2018-19) - tied with Rod Gilbert (1966-67)
 Shootout goals by a Ranger in one season - 5 (2018-19); tied with 10 others
 Consecutive games with a goal to begin a season - 4 (2017-18); tied with Rick Nash (2014-15)

RANGERS AWARDS

Rangers MVP (as voted by the Professional Hockey Writers Association) - 2018-19
 Steven McDonald Extra Effort Award - 2018-19
 John Halligan Good Guy Award (Cooperation with Media) - 2018-19



MATT BELESKEY

LEFT WING

HEIGHT **6'0"** WEIGHT **207** SHOOTS **LEFT** BORN **JUN 7, 1988** BIRTHPLACE **WINDSOR, ON**

NHL CAREER: 2018-19: Tallied one goal in four games with the Rangers ... Registered his first goal/point as a Ranger on Dec. 8 at FLA. **2017-18:** Led all skaters with seven hits while making his Rangers debut on Apr. 7 at PHI. **2016-17:** Registered eight points (three goals, five assists) in 49 games. **2015-16:** Recorded 37 points (15 goals, 22 assists) in 80 games. **2014-15:** Notched 32 points (22 goals, 10 assists) in 65 games. **2013-14:** Registered 24 points (nine goals, 15 assists) in 55 games. **2012-13:** Recorded 13 points (eight goals, five assists) in 42 games. **2011-12:** Tallied 15 points (four goals, 11 assists) in 70 games. **2010-11:** Recorded 10 points (three goals, seven assists) in 35 games. **2009-10:** Notched 18 points (11 goals, seven assists) in 60 games. **2008-09:** Skated in two games.

AHL CAREER: 2018-19: Registered 22 points (five goals, 17 assists) in 53 games with Hartford. **2017-18:** Split the season between Providence and Hartford; notched 12 points (five goals, seven assists) in 35 games. **2013-14:** Tallied one goal in three games with Norfolk. **2010-11:** Recorded 24 points (11 goals, 13 assists) in 27 games with Syracuse. **2009-10:** Split the season between San Antonio and Toronto; notched seven points (two goals, five assists) in 15 games. **2008-09:** Tallied 35 points (11 goals, 24 assists) in 58 games with Iowa.

EUROPEAN CAREER: 2012-13: Registered 26 points (nine goals, 17 assists) in 20 games with Coventry Blaze of the Elite Ice Hockey League (EIHL) in the United Kingdom.

JUNIOR CAREER: 2007-08: Registered 90 points (41 goals, 49 assists) and a plus-32 rating in 62 games with Belleville. **2006-07:** Registered 68 points (27 goals, 41 assists) in 66 games with Belleville ... Tallied 14 points (four goals, 10 assists) in 15 playoff contests. **2005-06:** Recorded 40 points (20 goals, 20 assists) in 61 games with Belleville. **2004-05:** Notched 23 points (10 goals, 13 assists) in 68 games with Belleville.

INTERNATIONAL CAREER: 2006: Registered one assist in seven games while representing Canada at the 2006 IIHF U18 World Championship.

CAREER TRANSACTIONS: June 24, 2006 – Selected by Anaheim in the fourth round, 112th overall, of the 2006 NHL Entry Draft. **July 1, 2015** – Signed by Boston as a free agent. **February 25, 2018** – Acquired by the Rangers, along with Ryan Spooner, Ryan Lindgren, a first-round pick in the 2018 NHL Entry Draft (later traded), and a seventh-round pick in the 2019 NHL Entry Draft (later traded) in exchange for Rick Nash.

SEASON	TEAM	LEAGUE	REGULAR SEASON					PLAYOFFS				
			GP	G	A	PTS	PIM	GP	G	A	PTS	PIM
2004-05	Belleville	OHL	68	10	13	23	118	5	0	0	0	18
2005-06	Belleville	OHL	61	20	20	40	119	6	1	2	3	10
	Canada	WJC-18	7	0	1	1	37	-	-	-	-	-
2006-07	Belleville	OHL	66	27	41	68	124	15	4	10	14	18
2007-08	Belleville	OHL	62	41	49	90	106	21	12	21	33	23
	Belleville	M-Cup	-	-	-	-	-	4	0	3	3	2
2008-09	Ducks	NHL	2	0	0	0	0	-	-	-	-	-
	Iowa	AHL	58	11	24	35	58	-	-	-	-	-
2009-10	Ducks	NHL	60	11	7	18	35	-	-	-	-	-
	San Antonio	AHL	12	1	4	5	19	-	-	-	-	-
	Toronto	AHL	3	1	1	2	2	-	-	-	-	-
2010-11	Ducks	NHL	35	3	7	10	36	6	1	0	1	4
	Syracuse	AHL	27	11	13	24	39	-	-	-	-	-
2011-12	Ducks	NHL	70	4	11	15	72	-	-	-	-	-
2012-13	Ducks	NHL	42	8	5	13	56	7	2	1	3	2
	Coventry Blaze	EIHL	20	9	17	26	30	-	-	-	-	-
2013-14	Ducks	NHL	55	9	15	24	64	5	2	2	4	8
	Norfolk	AHL	3	1	0	1	0	-	-	-	-	-
2014-15	Ducks	NHL	65	22	10	32	39	16	8	1	9	2
2015-16	Bruins	NHL	80	15	22	37	65	-	-	-	-	-
2016-17	Bruins	NHL	49	3	5	8	47	3	0	0	0	4
2017-18	Bruins	NHL	14	0	0	0	17	-	-	-	-	-
	RANGERS	NHL	1	0	0	0	4	-	-	-	-	-
	Providence	AHL	21	4	2	6	15	-	-	-	-	-
	Hartford	AHL	14	1	5	6	11	-	-	-	-	-
2018-19	RANGERS	NHL	4	1	0	1	5	-	-	-	-	-
	Hartford	AHL	53	5	17	22	55	-	-	-	-	-
NHL TOTALS			477	76	82	158	440	37	13	4	17	20
NYR TOTALS			5	1	0	1	9	-	-	-	-	-

BRANDON CRAWLEY

DEFENSEMAN



HEIGHT **6'1"** WEIGHT **202** SHOOTS **LEFT** BORN **FEB 2, 1997** BIRTHPLACE **GLEN ROCK, NJ**

AHL CAREER: 2018-19: Established AHL career-highs in several categories, including goals (three), assists (12), points (15), and penalty minutes (11) ... Ranked sixth among AHL defensemen in penalty minutes ... Led Hartford in penalty minutes ... Tied for second among Wolf Pack defensemen in goals and ranked second among team defensemen in shots on goal (78) ... Posted three multi-point games in a four-game span from Oct. 27 vs. Bridgeport to Nov. 3 at Wilkes-Barre/Scranton (one goal, five assists over the four contests) ... Registered a "Gordie Howe Hat Trick" by recording one goal, one assist, and one fighting major on Oct. 28 at Springfield. **2017-18:** Led AHL rookies – and led all players on the Wolf Pack – in penalty minutes (99) ... Ranked second among Hartford rookies – and led all Wolf Pack rookie defensemen – in games played (64) ... Made his AHL debut on Oct. 6 vs. Charlotte ... Registered his first career AHL goal/point on Oct. 22 at Bridgeport ... Tallied two assists, including his first career AHL assist, and posted a plus-one rating on Dec. 1 at Rochester.

JUNIOR CAREER: 2016-17: Established OHL career-highs in several categories, including goals (seven), assists (20), points (27), plus/minus rating (plus-55), penalty minutes (114), and game-winning goals (four) ... Ranked third in the OHL in penalty minutes and ranked fourth in the OHL in plus/minus rating ... Ranked second among OHL defensemen in plus/minus rating and penalty minutes, and tied for fourth among OHL defensemen in game-winning goals ... Posted a plus/minus rating of even or better in 52 of 61 games ... Posted a three-game assist/point streak from Oct. 29 vs. Sarnia to Nov. 4 at Sudbury ... Registered an OHL career-high, six-game point streak from Dec. 11 vs. Kitchener to Jan. 1 at Sarnia (two goals, five assists over the span) ... Posted a three-game assist/point streak from Jan. 20 vs. Ottawa to Jan. 27 vs. Erie (one goal, three assists, plus-six rating) ... Tallied two points (one goal, one assist) and posted a plus-four rating on Jan. 20 vs. Ottawa ... Registered four assists/points in 14 playoff contests ... Established OHL playoff career-highs in assists and points. **2015-16:** Registered 18 points (six goals, 12 assists), along with a plus-16 rating and 99 penalty minutes in 62 games with London ... Recorded two goals and posted a plus-three rating on Oct. 9 vs. Sudbury ... Tallied a goal and posted a plus-three rating on Oct. 30 vs. Windsor ... Notched two assists and posted a plus-two rating on Dec. 4 vs. Windsor ... Registered three assists and posted a plus-17 rating in 17 playoff games while helping London win the OHL Championship ... Established OHL playoff career-highs in games played and plus/minus rating ... Ranked fifth in the OHL – and ranked second among OHL defensemen – in plus/minus rating in the playoffs ... Tallied one assist and posted a plus-two rating in four games during the Memorial Cup; helped London win the Memorial Cup. **2014-15:** Registered 16 points (three goals, 13 assists) and posted a plus-six rating in 64 games during his rookie season in the OHL with London ... Established an OHL career-high in games played ... Tied for 11th among OHL rookies – and ranked fourth among OHL rookie defensemen – in games played ... Made his OHL debut on Sept. 26 vs. Plymouth ... Tallied his first career OHL goal/point while skating in his second career OHL game on Sept. 27 at Owen Sound ... Notched his first career OHL assist on Oct. 18 at Erie ... Posted a three-game assist/point streak from Nov. 1 at Windsor to Nov. 6 vs. Guelph (three assists and a plus-seven rating over the span) ... Recorded a goal and posted a plus-three rating on Feb. 28 at Saginaw ... Tallied three assists and posted a plus-one rating in 10 playoff games ... Made his OHL playoff debut on Mar. 27 vs. Kitchener ... Tallied two assists, including his first career OHL playoff assist/point, and posted a plus-two rating on Mar. 31 at Kitchener.

JUNIOR A CAREER: 2013-14: Tallied 11 points (five goals, six assists) in 27 games with Selects Hockey Academy of the United States Premier Hockey League (USPHL) ... Helped Selects Hockey Academy win the USPHL 18U Championship. **2012-13:** Recorded 30 points (five goals, 25 assists) in 38 games with the Jersey Wildcats of the Empire Junior Hockey League (EmJHL).

CAREER TRANSACTIONS: June 24, 2017 – Selected by the Rangers in the fourth round, 123rd overall, of the 2017 NHL Entry Draft.

SEASON	TEAM	LEAGUE	REGULAR SEASON					PLAYOFFS				
			GP	G	A	PTS	PIM	GP	G	A	PTS	PIM
2012-13	Jersey Wildcats	EmJHL	38	5	25	30	48	-	-	-	-	-
2013-14	Selects Hockey Academy 18U	USPHL 18U	27	5	6	11	20	3	0	1	1	2
2014-15	London	OHL	64	3	13	16	86	10	0	3	3	11
2015-16	London	OHL	62	6	12	18	99	17	0	3	3	18
	London	M-Cup	-	-	-	-	-	4	0	1	1	2
2016-17	London	OHL	61	7	20	27	114	14	0	4	4	10
2017-18	Hartford	AHL	64	2	3	5	99	-	-	-	-	-
2018-19	Hartford	AHL	50	3	12	15	111	-	-	-	-	-



SEAN DAY DEFENSEMAN

HEIGHT **6'3"** WEIGHT **220** SHOOTS **LEFT** BORN **JAN 9, 1998** BIRTHPLACE **LEUVEN, BELGIUM**

AHL CAREER: 2018-19: Registered 14 points (three goals, 11 assists) in 46 games with Hartford ... Tied for second among Wolf Pack defensemen in goals ... Made his AHL debut on Oct. 5 vs. Providence ... Notched his first career AHL assist/point on Jan. 23 vs. Springfield ... Notched 13 points (three goals, 10 assists) in his final 23 games of the season ... Tallied two points (one goal, one assist), including his first career AHL goal, on Feb. 17 vs. Wilkes-Barre/Scranton.

ECHL CAREER: 2018-19: Recorded 15 points (four goals, 11 assists) and a plus-four rating in 19 games with Maine ... Tied for eighth among ECHL defensemen in points per game (0.79).

JUNIOR CAREER: 2017-18: Split the season between Windsor and Kingston; registered 47 points (five goals, 42 assists) and 12 penalty minutes in 50 games ... Established OHL career-highs in several categories, including assists and points ... Tied for fifth in the OHL in power play assists (23) ... Tied for second among OHL defensemen in power play assists, ranked sixth in assists, ranked seventh (min. two games played) in points per game (0.94), and ranked 10th in points ... Recorded 14 points (four goals, 10 assists) and posted a plus-two rating in 16 playoff games with Kingston ... Established OHL playoff career-highs in several categories, including games played, goals, assists, and points. **2016-17:** Split the season between Mississauga and Windsor; registered 37 points (15 goals, 22 assists) and a plus-15 rating in 63 games ... Established OHL career-highs in several categories in games played, goals, plus/minus rating, and shots on goal (185) ... Registered five assists and posted a plus-five rating in seven playoff contests with Windsor ... Led Windsor in assists, tied for the team lead in plus/minus rating, and tied for second in points in the playoffs ... Recorded one assist and posted a plus-three rating in four Memorial Cup games; helped Windsor win the Memorial Cup. **2015-16:** Registered 22 points (six goals, 16 assists) and 27 penalty minutes in 57 games with Mississauga ... Participated in the CHL Top Prospects Game ... Recorded three points (one goal, two assists) in seven playoff games. **2014-15:** Tallied 36 points (10 goals, 26 assists) in 61 games with Mississauga. **2013-14:** Granted exceptional status; allowed to play in the OHL when he was 15 years old, becoming the fourth player (at the time) to be granted exceptional status by Hockey Canada (along with Tavares, Ekblad, and McDavid) ... Selected to the OHL Second All-Rookie Team ... Tallied one assist in four playoff games.

MINOR CAREER: 2012-13: Played Midget hockey with the Compuware U16 Team in the High Performance Hockey League (HPHL) ... Registered 46 points (14 goals, 32 assists) in 88 games. **2011-12:** Recorded 19 points (12 goals, seven assists) in 15 games with Honeybaked Bantam Minor AAA in the High Performance Minor Bantam Hockey League (HPMBHL) ... Tallied four points (two goals, two assists) in three playoff games ... Notched seven points (four goals, three assists) in five playoff contests with Honeybaked in the Tier I Elite Minor Bantam Hockey League (TIEMBHL). **2010-11:** Skated in seven games with Little Caesars Bantam Minor AAA in the TIEMBHL.

INTERNATIONAL CAREER: 2014: Registered four points (one goal, three assists) in five games while playing with Canada-Red at the 2014 World U17 Hockey Challenge in Sarnia-Lambton, Ontario in November of 2014 ... Tallied three assists in five games as a member of the Canada-Ontario team at the 2014 World U17 Hockey Challenge.

CAREER TRANSACTIONS: June 25, 2016 – Selected by the Rangers in the third round, 81st overall, of the 2016 NHL Entry Draft.

SEASON	TEAM	LEAGUE	REGULAR SEASON					PLAYOFFS				
			GP	G	A	PTS	PIM	GP	G	A	PTS	PIM
2010-11	Little Caesars Bantam	TIEMBHL	7	0	0	0	0	-	-	-	-	-
2011-12	Honeybaked Bantam	HPMBHL	15	12	7	19	14	3	2	2	4	2
	Honeybaked Bantam	TIEMBHL	-	-	-	-	-	5	4	3	7	2
2012-13	Compuware U16	HPHL U16	88	14	32	46	22	3	0	0	0	0
2013-14	Mississauga	OHL	60	6	10	16	34	4	0	1	1	4
	Canada-Ontario	WHC-17	5	0	3	3	2	-	-	-	-	-
2014-15	Mississauga	OHL	61	10	26	36	62	-	-	-	-	-
	Canada-Red	WHC-17	5	1	3	4	4	-	-	-	-	-
2015-16	Mississauga	OHL	57	6	16	22	27	7	1	2	3	4
2016-17	Mississauga	OHL	5	3	2	5	4	-	-	-	-	-
	Windsor	OHL	58	12	20	32	20	7	0	5	5	0
	Windsor	M-Cup	-	-	-	-	-	4	0	1	1	2
2017-18	Windsor	OHL	27	4	17	21	8	-	-	-	-	-
	Kingston	OHL	23	1	25	26	4	16	4	10	14	0
2018-19	Hartford	AHL	46	3	11	14	8	-	-	-	-	-
	Maine	ECHL	19	4	11	15	6	-	-	-	-	-

PHILLIP DI GIUSEPPE

LEFT WING



HEIGHT **6'0"** WEIGHT **193** SHOOTS **LEFT** BORN **OCT 9, 1993** BIRTHPLACE **TORONTO, ON**

NHL CAREER: 2018-19: Split the season between Carolina and Nashville; registered four points (one goal, three assists) in 24 games. **2017-18:** Tallied 13 points (five goals, eight assists) in 49 games with Carolina. **2016-17:** Recorded seven points (one goal, six assists) in 36 games with Carolina. **2015-16:** Established career-highs in several categories, including goals (seven), assists (10), and points (17) ... Made his NHL debut on Dec. 5 vs. MTL ... Registered his first career NHL goal/point on Dec. 8 at DAL ... Tallied his first career NHL assist on Dec. 11 at ANA.

AHL CAREER: 2018-19: Split the season between Charlotte and Milwaukee; registered 12 points (five goals, seven assists) and a plus-six rating in 26 games ... Recorded two goals in five playoff games with Milwaukee. **2017-18:** Tallied 12 points (four goals, eight assists) in 14 games with Charlotte. **2016-17:** Recorded 28 points (12 goals, 16 assists) in 40 games with Charlotte ... Established an AHL career-high in goals ... Registered one goal in five playoff games. **2015-16:** Tallied 18 points (eight goals, 10 assists) in 25 games with Charlotte. **2014-15:** Recorded 30 points (11 goals, 19 assists) in 76 games with Charlotte ... Established AHL career-highs in several categories, including games played, assists, and points. **2013-14:** Tallied one assist in three games with Charlotte ... Made his AHL debut on Apr. 6 at Oklahoma City ... Recorded his first career AHL assist/point on Apr. 19 at Rockford.

COLLEGE CAREER: 2013-14: Registered 24 points (13 goals, 11 assists) and a plus-seven rating in 35 games with the University of Michigan ... Established a collegiate career-high in goals as a junior ... Tied for the team lead in game-winning goals (three) ... Tallied the Wolverines' only goal in his final collegiate game, a double-overtime loss against Penn State in the Big Ten Quarterfinals on Mar. 20. **2012-13:** Recorded 28 points (nine goals, 19 assists) in 40 games during his sophomore season ... Established collegiate career-highs in assists and points. **2011-12:** Recorded 26 points (11 goals, 15 assists) and a plus-23 rating in 40 games ... Was an Honorable Mention for the CCHA All-Rookie Team and was named the CCHA Rookie of the Month in October.

JUNIOR A CAREER: 2010-11: Registered 63 points (24 goals, 39 assists) in 49 games with the Villanova Knights of the Ontario Junior Hockey League (OJHL) ... Recorded 16 points (six goals, 10 assists) in 10 playoff games. **2009-10:** Tallied 47 points (16 goals, 31 assists) in 56 OJHL games with the Villanova Knights ... Notched four points (one goal, three assists) in six playoff games.

MIDGET CAREER: 2008-09: Recorded 33 points (16 goals, 17 assists) in 41 games with the Vaughan Kings Minor Midget AAA Team in the Greater Toronto Minor Midget Hockey League (GTMMHL) ... Notched two assists in four games with Vaughan in the OHL Cup.

INTERNATIONAL CAREER: 2012: Represented Canada at the 2012 Canada-Russia Challenge.

CAREER TRANSACTIONS: June 23, 2012 – Selected by Carolina in the second round, 38th overall, of the 2012 NHL Entry Draft. **January 1, 2019** – Claimed off waivers by Nashville. **July 18, 2019** – Signed by the Rangers as a free agent.

SEASON	TEAM	LEAGUE	REGULAR SEASON					PLAYOFFS				
			GP	G	A	PTS	PIM	GP	G	A	PTS	PIM
2008-09	Vaughan Kings	GTMMHL	41	16	17	33	19	-	-	-	-	-
2009-10	Villanova	OJHL	56	16	31	47	44	6	1	3	4	0
2010-11	Villanova	OJHL	49	24	39	63	25	10	6	10	16	6
2011-12	Univ. of Michigan	NCAA	40	11	15	26	18	-	-	-	-	-
2012-13	Univ. of Michigan	NCAA	40	9	19	28	32	-	-	-	-	-
2013-14	Univ. of Michigan	NCAA	35	13	11	24	29	-	-	-	-	-
	Charlotte	AHL	3	0	1	1	6	-	-	-	-	-
2014-15	Charlotte	AHL	76	11	19	30	20	-	-	-	-	-
2015-16	Hurricanes	NHL	41	7	10	17	18	-	-	-	-	-
	Charlotte	AHL	25	8	10	18	12	-	-	-	-	-
2016-17	Hurricanes	NHL	36	1	6	7	15	-	-	-	-	-
	Charlotte	AHL	40	12	16	28	22	5	1	0	1	4
2017-18	Hurricanes	NHL	49	5	8	13	17	-	-	-	-	-
	Charlotte	AHL	14	4	8	12	8	-	-	-	-	-
2018-19	Hurricanes	NHL	21	1	3	4	8	-	-	-	-	-
	Predators	NHL	3	0	0	0	0	-	-	-	-	-
	Charlotte	AHL	2	0	0	0	19	-	-	-	-	-
	Milwaukee	AHL	24	5	7	12	6	5	2	0	2	4
NHL TOTALS			150	14	27	41	58	-	-	-	-	-



JAKE ELMER

RIGHT WING

HEIGHT 6'1" WEIGHT 183 SHOOTS RIGHT BORN DEC 31, 1998 BIRTHPLACE CALGARY, AB

AHL CAREER: 2018-19: Tallied four points (two goals, two assists) in five games with Hartford following the conclusion of his junior season ... Led the Wolf Pack with four shots on goal while making his AHL debut on Apr. 6 vs. Utica ... Notched his first career AHL assist/point on Apr. 7 vs. Binghamton ... Recorded three points (two goals, one assist), including his first career AHL goal, on Apr. 12 vs. Hershey.

JUNIOR CAREER: 2018-19: Established WHL career-highs in several categories, including goals (39), assists (42), points (81), and plus/minus rating (plus-26) ... Received three team awards from Lethbridge: Three Stars Award, Fan Favorite Award, and Community Relations Award ... Led the WHL in shorthanded goals (seven), tied for ninth in game-winning goals (eight), tied for 12th in goals, tied for 13th in points, and ranked 15th in shots on goal (253) ... Posted a WHL career-high 18-game point streak over the final 18 games of the season (19 goals, 16 assists), including a WHL career-high 13-game goal streak from Feb. 8 vs. Moose Jaw to Mar. 6 vs. Brandon (17 goals in the 13 games); his 13-game goal streak was tied for the longest by any player in the WHL since 1996-97 ... Tallied six points (one goal, five assists) in seven playoff games ... Ranked third on Lethbridge in assists and tied for fifth on the team in points in the playoffs. **2017-18:** Established a WHL career-high in games played (70) ... Tied for fourth on Lethbridge in goals (18) ... Established WHL playoff career-highs in several categories, including games played (16), goals (four), assists (nine), points (13), and plus/minus rating (plus-six). **2016-17:** Tallied 16 points (seven goals, nine assists) in 46 games with Kootenay ... Established a WHL career-high in power play goals (four) ... Notched his first career WHL assist/point while skating in his first WHL game of the season on Nov. 23 vs. Red Deer ... Recorded his first career WHL goal on Nov. 26 vs. Swift Current. **2015-16:** Skated in 17 games with Regina. **2014-15:** Skated in three games with Regina ... Made his WHL debut as a 15-year-old on Dec. 13 at Saskatoon.

JUNIOR A CAREER: 2016-17: Registered 12 points (nine goals, three assists) in 20 games with the Grande Prairie Storm of the Alberta Junior Hockey League (AJHL). **2015-16:** Tallied four points (one goal, three assists) in 20 AJHL games with Grande Prairie. **2014-15:** Skated in two AJHL games with Grande Prairie.

PREP SCHOOL CAREER: 2014-15: Tallied 29 points (15 goals, 14 assists) in 22 regular season games and two assists in three playoff games with Edge School Prep in the Canadian Sport School Hockey League (CSSHL) ... Recorded 16 points (nine goals, seven assists) in 18 games with Edge School Prep in the Midwest Prep Hockey League (MPHL). **2013-14:** Tallied 71 points (37 goals, 34 assists) in 52 games with Edge School Elite 15s in Midget Hockey ... Notched 25 points (12 goals, 13 assists) in 23 regular season games and three goals in two playoff games with Edge School Elite 15s in the CSSHL E15 league ... Registered seven points (two goals, five assists) in two games with Edge School Maroon Midget AA/Prep. **2012-13:** Tallied one goal in two games with Edge School Maroon Midget AA/Prep.

BANTAM CAREER: 2011-12: Registered 26 points (21 goals, five assists) in 26 games with the NWCAA Bruins in Hockey Calgary Bantam AA (HCBAA) ... Tied for the league lead in goals ... Tallied three points (one goal, two assists) in four playoff games.

CAREER TRANSACTIONS: March 15, 2019 – Signed by the Rangers as an undrafted free agent.

SEASON	TEAM	LEAGUE	REGULAR SEASON					PLAYOFFS				
			GP	G	A	PTS	PIM	GP	G	A	PTS	PIM
2011-12	NWCAA Bruins	HCBAA	26	21	5	26	16	4	1	2	3	2
2012-13	Edge School Maroon	CSSVHL	2	1	0	1	0	-	-	-	-	-
2013-14	Edge School Elite 15s	Midget	52	37	34	71	24	-	-	-	-	-
	Edge School Elite 15s	CSSHL E15	23	12	13	25	16	2	3	0	3	2
	Edge School Maroon	CSSVHL	2	2	5	7	2	-	-	-	-	-
2014-15	Edge School Prep	CSSHL	22	15	14	29	22	3	0	2	2	19
	Edge School Prep	MPHL	18	9	7	16	8	-	-	-	-	-
	Regina	WHL	3	0	0	0	0	-	-	-	-	-
2015-16	Grande Prairie	AJHL	2	0	0	0	0	-	-	-	-	-
	Regina	WHL	17	0	0	0	6	-	-	-	-	-
	Grande Prairie	AJHL	20	1	3	4	28	-	-	-	-	-
2016-17	Kootenay	WHL	46	7	9	16	24	-	-	-	-	-
	Grande Prairie	AJHL	20	9	3	12	21	-	-	-	-	-
2017-18	Lethbridge	WHL	70	18	19	37	46	16	4	9	13	8
2018-19	Lethbridge	WHL	68	39	42	81	41	7	1	5	6	10
	Hartford	AHL	5	2	2	4	4	-	-	-	-	-

STEVEN FOGARTY

CENTER



HEIGHT **6'3"** WEIGHT **208** SHOOTS **RIGHT** BORN **APR 19, 1993** BIRTHPLACE **CHAMBERSBURG, PA**

NHL CAREER: 2018-19: Skated in 10 games with the Rangers. **2017-18:** Was credited with two hits while making his NHL/Rangers debut on Apr. 7 at PHI.

AHL CAREER: 2018-19: Established AHL career-highs in several categories, including goals (21), assists (31), and points (52), and tied his AHL career-high in games played (66) ... Tied for eighth in the AHL – and tied for the team lead – in shorthanded goals (three) ... Ranked second on the Wolf Pack in goals, assists, and points. **2017-18:** Registered 20 points (nine goals, 11 assists) in 63 games with Hartford ... Led the Wolf Pack in shorthanded goals and tied for third on the team in game-winning goals. **2016-17:** Tallied 20 points (seven goals, 13 assists) in 66 games with Hartford ... Led Hartford rookies in goals and ranked second among Hartford rookies in points. Registered his first career AHL goal on Nov. 5 at Providence. **2015-16:** Tallied one assist in three games with Hartford after completing his collegiate season ... Registered his first career AHL assist/point while making his AHL debut on Apr. 1 vs. Hershey.

COLLEGE CAREER: 2015-16: Established collegiate career-highs in goals (10), assists (13), and points (23) in his senior season ... Served as the University of Notre Dame's captain for the second consecutive season ... Tied for fifth on Notre Dame in goals ... Tallied 15 points (six goals, nine assists) in 22 games against Hockey East opponents ... Registered his first career collegiate hat trick, tied a single-game collegiate career-high with four points (three goals, one assist), and recorded the game-winning goal in Notre Dame's season opener on Oct. 16 at Penn State. **2014-15:** Established collegiate career-highs in power play goals (three) and plus/minus rating (plus-eight) ... Served as Notre Dame's captain in his junior year ... Tied for second on Notre Dame – and tied for first among team forwards – in plus/minus rating ... Tied for fourth on the team in power play goals, and ranked sixth in goals (nine) and assists (12). **2013-14:** Recorded 11 points (three goals, eight assists) in 33 games. **2012-13:** Helped Notre Dame win the Central Collegiate Hockey Association (CCHA) Championship.

JUNIOR A CAREER: 2011-12: Named to the British Columbia Hockey League (BCHL) All-Rookie Team and helped Penticton win the BCHL Championship ... Led the BCHL in game-winning goals (11) and tied for the league lead in shorthanded points (six).

USHL CAREER: 2010-11: Registered two goals in six games with the Chicago Steel.

HIGH SCHOOL CAREER: 2010-11: Split the season between Edina High School in Minnesota and Team Southwest of the Upper Midwest High School Elite League (UMHSEL) ... Recorded 40 points (23 goals, 17 assists) in 24 games at Edina ... Tallied nine points (two goals, seven assists) in six playoff contests at Edina ... Registered 14 points (10 goals, four assists) in 19 games with Team Southwest and tallied seven points (two goals, five assists) in three playoff contests. **2009-10:** Recorded 30 points (18 goals, 12 assists) in 25 games at Edina ... Notched 10 points (three goals, seven assists) in six playoff contests at Edina.

CAREER TRANSACTIONS: June 25, 2011 – Selected by the Rangers in the third round, 72nd overall, of the 2011 NHL Entry Draft.

SEASON	TEAM	LEAGUE	REGULAR SEASON					PLAYOFFS				
			GP	G	A	PTS	PIM	GP	G	A	PTS	PIM
2009-10	Edina High	USHS-MN	25	18	12	30	4	6	3	7	10	2
2010-11	Edina High	USHS-MN	24	23	17	40	12	6	2	7	9	10
	Team Southwest	USHS	19	10	4	14	10	3	2	5	7	4
2011-12	Chicago	USHL	6	2	0	2	2	-	-	-	-	-
	Penticton	BCHL	60	33	48	81	32	15	4	4	8	12
	Penticton	RBC Cup	-	-	-	-	-	6	1	2	3	4
2012-13	Univ. of Notre Dame	NCAA	41	5	5	10	4	-	-	-	-	-
2013-14	Univ. of Notre Dame	NCAA	33	3	8	11	10	-	-	-	-	-
2014-15	Univ. of Notre Dame	NCAA	39	9	12	21	6	-	-	-	-	-
2015-16	Univ. of Notre Dame	NCAA	37	10	13	23	26	-	-	-	-	-
2016-17	Hartford	AHL	3	0	1	1	0	-	-	-	-	-
	Hartford	AHL	66	7	13	20	21	-	-	-	-	-
2017-18	RANGERS	NHL	1	0	0	0	2	-	-	-	-	-
	Hartford	AHL	63	9	11	20	22	-	-	-	-	-
2018-19	RANGERS	NHL	10	0	0	0	0	-	-	-	-	-
	Hartford	AHL	66	21	31	52	50	-	-	-	-	-
NHL/NYR TOTALS			11	0	0	0	2	-	-	-	-	-



GABRIEL FONTAINE

CENTER

HEIGHT **6'1"** WEIGHT **203** SHOOTS **LEFT** BORN **APR 30, 1997** BIRTHPLACE **SHERBROOKE, QC**

AHL CAREER: 2018-19: Established AHL career-highs in several categories, including games played (72), goals (11), assists (15), and points (26) ... Tied for eighth in the AHL – and tied for the team lead – in shorthanded goals (three) ... Led the Wolf Pack in games played ... Posted a three-game assist/point streak from Oct. 24 vs. Lehigh Valley to Oct. 28 at Springfield (four assists) ... Registered a goal in back-to-back games on Nov. 17 vs. Utica and Nov. 18 vs. Rochester ... Tallied two points (one goal, one assist), including a shorthanded goal, on Dec. 19 vs. Providence ... Registered two goals on Dec. 30 vs. Springfield. **2017-18:** Registered 18 points (nine goals, nine assists) and two penalty minutes in 68 games with Hartford ... Received the Wolf Pack's Unsung Hero Award ... Was the only AHL player who skated in at least 60 games and recorded two or fewer penalty minutes ... Ranked fourth on Hartford – and led Wolf Pack rookies – in games played ... Ranked fourth among Hartford rookies in goals and points ... Made his AHL debut on Oct. 6 vs. Charlotte ... Tallied his first career AHL goal/point on Nov. 18 at Utica ... Recorded two goals on Dec. 15 vs. Wilkes-Barre/Scranton ... Tallied two points (one goal, one assist), including his first career AHL assist, and registered his first career AHL shorthanded goal and AHL game-winning goal on Dec. 22 vs. Providence.

JUNIOR CAREER: 2016-17: Recorded 52 points (23 goals, 29 assists) and posted a plus-31 rating in 59 games with the Rouyn-Noranda Huskies of the Quebec Major Junior Hockey League (QMJHL) ... Established QMJHL career-highs in several categories, including goals, assists, points, plus/minus rating, and shots on goal (160) ... Ranked third on Rouyn-Noranda in goals, tied for fourth in points, and ranked fifth in plus/minus rating ... Represented the QMJHL All-Stars at the 2016 Canada Russia Series; recorded two points (one goal, one assist) and a plus-two rating in two games in the tournament ... Registered a QMJHL career-high five-game assist streak from Nov. 19 vs. Rimouski to Nov. 30 at Cape Breton (one goal, seven assists) ... Posted a QMJHL career-high six-game goal/point streak from Jan. 6 vs. Quebec to Jan. 20 at Sherbrooke (nine goals, three assists) ... Recorded his first career QMJHL hat trick and established a single-game QMJHL career-high with four points (three goals, one assist) on Mar. 12 vs. Val-d'Or ... Registered 11 points (six goals, five assists) and a plus-six rating in 13 playoff contests ... Established QMJHL playoff career-highs in goals and game-winning goals (four) ... Led the QMJHL in overtime goals (two) and tied for the league lead in game-winning goals in the playoffs ... Led Rouyn-Noranda in game-winning goals and overtime goals, ranked second in plus/minus rating, tied for second in goals, and ranked fifth in points in the playoffs. **2015-16:** Registered 45 points (20 goals, 25 assists) and a plus-29 rating in 63 games with Rouyn-Noranda ... Established QMJHL career-highs in games played and game-winning goals (six) ... Ranked third on Rouyn-Noranda in game-winning goals and tied for third in games played ... Recorded 16 points (five goals, 11 assists) and a plus-19 rating in 20 playoff games to help Rouyn-Noranda win the QMJHL championship ... Established QMJHL playoff career-highs in games played, assists, points, and plus/minus rating ... Led the QMJHL in plus/minus rating in the playoffs ... Registered two points (one goal, one assist) in five games during the Memorial Cup. **2014-15:** Recorded 19 points (four goals, 15 assists) in 55 games with Sherbrooke ... Tallied his first career QMJHL goal on Sept. 12 vs. Quebec ... Skated in six playoff games. **2013-14:** Registered one assist in 17 games with Sherbrooke ... Made his QMJHL debut on Sept. 13 at Blainville-Boisbriand ... Notched his first career QMJHL assist/point on Dec. 29 at Drummondville.

MIDGET CAREER: 2013-14: Registered 23 points (seven goals, 16 assists) in 22 games with the Magog Cantonniers of the Ligue de hockey Midget AAA du Quebec (QMAAA) ... Recorded 10 points (four goals, six assists) in 11 playoff games. **2012-13:** Tallied 31 points (10 goals, 21 assists) in 37 games with Magog in the QMAAA ... Notched six points (two goals, four assists) in five playoff games.

CAREER TRANSACTIONS: June 25, 2016 – Selected by the Rangers in the sixth round, 171st overall, of the 2016 NHL Entry Draft.

SEASON	TEAM	LEAGUE	REGULAR SEASON					PLAYOFFS				
			GP	G	A	PTS	PIM	GP	G	A	PTS	PIM
2012-13	Magog	QMAAA	37	10	21	31	14	5	2	4	6	2
2013-14	Magog	QMAAA	22	7	16	23	10	11	4	6	10	12
	Sherbrooke	QMJHL	17	0	1	1	6	-	-	-	0	-
2014-15	Sherbrooke	QMJHL	55	4	15	19	32	6	0	0	0	4
2015-16	Rouyn-Noranda	QMJHL	63	20	25	45	43	20	5	11	16	24
	Rouyn-Noranda	M-Cup	-	-	-	-	-	5	1	1	2	8
2016-17	Rouyn-Noranda	QMJHL	59	23	29	52	37	13	6	5	11	8
2017-18	Hartford	AHL	68	9	9	18	2	-	-	-	-	-
2018-19	Hartford	AHL	72	11	15	26	18	-	-	-	-	-



ADAM FOX DEFENSEMAN



HEIGHT **5'11"** WEIGHT **181** SHOOTS **RIGHT** BORN **FEB 17, 1998** BIRTHPLACE **JERICHO, NY**

COLLEGE CAREER: 2018-19: Established collegiate career-highs in several categories, including goals (nine), assists (39), points (48), and plus/minus rating (plus-23) ... Named a finalist for the Hobey Baker Award as the top player in collegiate hockey and was named a First Team All-American ... Named the 2019 Walter Brown Award winner (best American-born college hockey player in New England), the ECAC Hockey Player of the Year, and the Ivy League Player of the Year; was selected to the ECAC Hockey First Team ... Led the NCAA in assists and ranked fourth in the NCAA in points ... Became the first defenseman to lead the NCAA in assists since 2005-06 ... Led the NCAA in assists per game (1.18) and points per game (1.45); was the first NCAA defenseman (min. 10 games played) to lead the nation in points per game since 1974-75 ... Established single-season Harvard records for assists and points by a defenseman. **2017-18:** Named a First Team All-American, named to the ECAC First All-Star Team, and named to the All-Ivy League First Team for the second consecutive season ... Ranked third among NCAA defensemen in assists per game (0.76) and tied for third among NCAA defensemen in points per game (0.97) ... Led Harvard in assists (22) and ranked third on the team in points (28). **2016-17:** Named a First Team All-American as a freshman ... Named to the ECAC First All-Star Team and the All-Ivy League First Team, and was named the ECAC Rookie of the Year and the Ivy League Rookie of the Year ... Became the first NCAA defenseman in his U19 season to tally at least 40 points since Brian Leetch ... Led NCAA defensemen in assists (34) and points (40) ... Helped Harvard win the ECAC Championship and was named to the ECAC All-Tournament Team.

USDP CAREER: 2015-16: Tallied 59 points (nine goals, 50 assists) in 64 games with the U.S. National U18 Team). **2014-15:** Recorded 27 points (four goals, 23 assists) in 54 games with the U.S. National U17 Team.

MIDGET CAREER: 2013-14: Registered 51 points (14 goals, 37 assists) in 22 games with the Long Island Gulls I6U team in the Atlantic Youth Hockey League (AYHL I6U).

BANTAM CAREER: 2012-13: Recorded 39 points (12 goals, 27 assists) in 21 games with the Long Island Gulls Bantam Major team in the Atlantic Youth Bantam Hockey League (AYBHL).

INTERNATIONAL CAREER: 2019: Recorded one assist in eight games while representing the United States at the 2019 IIHF World Championship. **2018:** Registered five points (one goal, four assists) while helping the United States earn a bronze medal at the 2018 IIHF World Junior Championship ... Named one of the Top Three Players on his Team in the tournament. **2017:** Recorded four assists while helping the United States win a gold medal at the 2017 IIHF World Junior Championship. **2016:** Registered nine points (one goal, eight assists) and a plus-15 rating in seven games while helping the United States earn a bronze medal at the 2016 IIHF U18 World Championship ... Named the Best Defenseman in the tournament and was selected to the Tournament All-Star Team ... Led all defensemen in the tournament in points (nine) and tied for first among all defensemen in the tournament in assists (eight). **2014:** Helped the United States earn a silver medal at the 2014 World U17 Hockey Challenge.

CAREER TRANSACTIONS: June 25, 2016 - Selected by Calgary in the third round, 66th overall, of the 2016 NHL Entry Draft. **June 23, 2018** - Acquired by Carolina, along with Dougie Hamilton and Micheal Ferland, in exchange for Noah Hanifin and Elias Lindholm. **April 30, 2019** - Acquired by the Rangers in exchange for a second-round pick in the 2019 NHL Entry Draft (later traded) and a conditional third-round pick in the 2020 NHL Entry Draft.

SEASON	TEAM	LEAGUE	REGULAR SEASON					PLAYOFFS				
			GP	G	A	PTS	PIM	GP	G	A	PTS	PIM
2012-13	Long Island Gulls Bantam	AYBHL	21	12	27	39	38	-	-	-	-	-
2013-14	Long Island Gulls I6U	AYHL I6U	22	14	37	51	38	-	-	-	-	-
2014-15	U.S. National U17 Team	USDP	54	4	23	27	40	-	-	-	-	-
	Team USA	USHL	34	3	14	17	26	-	-	-	-	-
	United States	WHC-17	6	0	2	2	0	-	-	-	-	-
2015-16	U.S. National U18 Team	USDP	64	9	50	59	12	-	-	-	-	-
	Team USA	USHL	25	5	17	22	2	-	-	-	-	-
	United States	WJC-18	7	1	8	9	0	-	-	-	-	-
2016-17	Harvard University	NCAA	35	6	34	40	6	-	-	-	-	-
	United States	WJC	7	0	4	4	2	-	-	-	-	-
2017-18	Harvard University	NCAA	29	6	22	28	12	-	-	-	-	-
	United States	WJC	7	1	4	5	0	-	-	-	-	-
2018-19	Harvard University	NCAA	33	9	39	48	14	-	-	-	-	-
	United States	WC	8	0	1	1	0	-	-	-	-	-



TIM GETTINGER

LEFT WING

HEIGHT **6'6"** WEIGHT **218** SHOOTS **LEFT** BORN **APR 14, 1998** BIRTHPLACE **CLEVELAND, OH**

NHL CAREER: 2018-19: Skated in four games with the Rangers ... Was credited with five hits while making his NHL debut on Nov. 24 vs. WSH.

AHL CAREER: 2018-19: Registered 27 points (14 goals, 13 assists) in 64 games with Hartford during his rookie season ... Led Wolf Pack rookies in goals, assists, and points ... Tied for third on Hartford in power play goals (six), ranked fifth in goals, and ranked sixth in shots on goal (116) ... Posted a four-game point streak over his first four games in the AHL (three goals, one assist) ... Tallied his first career AHL goal/point, which was Hartford's first goal of the season, and posted a plus-two rating while making his AHL debut on Oct. 5 vs. Providence ... Notched his first career AHL assist and posted a plus-one rating while skating in his second career AHL game on Oct. 7 vs. Laval ... Tallied his first career AHL game-winning goal on Dec. 19 vs. Providence.

JUNIOR CAREER: 2017-18: Established OHL career-highs in several categories, including games played (66), goals (33), assists (36), points (69), plus/minus rating (plus-35), power play goals (seven), shorthanded goals (five), game-winning goals (seven), and shots on goal (256) ... Tied for third in the OHL in shorthanded goals, tied for seventh in the OHL in plus/minus rating, and ranked 11th in the OHL in shots on goal ... Was one of four OHL players who registered 30 or more goals and posted a plus-30 rating or better ... Served as Sault Ste. Marie's captain ... Received Sault Ste. Marie's Humanitarian Award ... Led Sault Ste. Marie in shots on goal and shorthanded points (nine), tied for the team lead in shorthanded goals and shorthanded assists (four), tied for second in game-winning goals, and ranked third on the team in goals and points ... Established OHL playoff career-highs in several categories, including games played (24), goals (seven), assists (15), points (22), and plus/minus rating (plus-10) while helping Sault Ste. Marie advance to the OHL Championship ... Tied for seventh in the OHL in assists, tied for ninth in plus/minus rating, and tied for 10th in points in the playoffs. **2016-17:** Registered 54 points (31 goals, 23 assists) and a plus-26 rating in 62 games with Sault Ste. Marie ... Ranked third on Sault Ste. Marie in goals and shots on goal (204), and ranked fourth on the team in plus/minus rating ... Served as an alternate captain for the second consecutive season ... Was named Sault Ste. Marie's Most Improved Player ... Recorded seven points (four goals, three assists) and a plus-four rating in 11 playoff games. **2015-16:** Tallied 39 points (17 goals, 22 assists) in 60 games with Sault Ste. Marie ... Participated in the 2016 CHL Top Prospects Game and in the 2015 USA Hockey/CCM All-American Prospects Game ... Registered four points (one goal, three assists) in 12 playoff contests. **2014-15:** Recorded 25 points (10 goals, 15 assists) and a plus-10 rating in 54 games during his rookie season in the OHL with Sault Ste. Marie ... Named to the OHL First All-Rookie Team.

USDP CAREER: 2014-15: Registered two goals in four games with the U.S. National U17 Team.

BANTAM CAREER: 2013-14: Tallied 32 points (24 goals, eight assists) in 36 games with the Cleveland Barons U16 team in the Tier I Elite Hockey League U16 (TIEHL U16) ... Tied for third in the league in goals. **2012-13:** Registered 44 points (25 goals, 19 assists) in 29 games with the Cleveland Barons Bantam Major team in the Tier I Elite Major Bantam Hockey League (TIEBHL) ... Ranked third in the league - and led Cleveland - in goals and points. **2011-12:** Recorded two assists in 16 games with the Cleveland Barons Bantam Major team in the TIEBHL.

INTERNATIONAL CAREER: 2015: Registered four points (two goals, two assists) in four games while representing the United States at the 2015 Ivan Hlinka Memorial Tournament.

CAREER TRANSACTIONS: June 25, 2016 - Selected by the Rangers in the fifth round, 141st overall, of the 2016 NHL Entry Draft.

SEASON	TEAM	LEAGUE	REGULAR SEASON					PLAYOFFS				
			GP	G	A	PTS	PIM	GP	G	A	PTS	PIM
2011-12	Cleveland Barons	TIEBHL	16	0	2	2	2	-	-	-	-	-
2012-13	Cleveland Barons	TIEBHL	29	25	19	44	32	-	-	-	-	-
2013-14	Cleveland Barons U16	TIEBHL U16	36	24	8	32	44	-	-	-	-	-
2014-15	U.S. Nat'l U17 Team	USDP	4	2	0	2	6	-	-	-	-	-
	Sault Ste. Marie	OHL	54	10	15	25	13	6	1	1	2	2
2015-16	Sault Ste. Marie	OHL	60	17	22	39	32	12	1	3	4	0
2016-17	Sault Ste. Marie	OHL	62	31	23	54	27	11	4	3	7	0
2017-18	Sault Ste. Marie	OHL	66	33	36	69	53	24	7	15	22	4
2018-19	RANGERS	NHL	4	0	0	0	0	-	-	-	-	-
	Hartford	AHL	64	14	13	27	27	-	-	-	-	-
NHL/NYR TOTALS			4	0	0	0	0	-	-	-	-	-

RYAN GROPP

LEFT WING



HEIGHT **6'3"** WEIGHT **185** SHOOTS **LEFT** BORN **SEP 16, 1996** BIRTHPLACE **KAMLOOPS, BC**

AHL CAREER: 2018-19: Established AHL career-highs in several categories, including games played (61), assists (15), and points (26) ... Tallied 13 points (six goals, seven assists) in his final 15 games of the season ... Tallied two goals, including the game-winning goal in overtime, on Mar. 2 vs. Wilkes-Barre/Scranton ... Posted a four-game point streak from Mar. 10 vs. Hershey to Mar. 16 at Utica (two goals, three assists). **2017-18:** Registered 21 points (14 goals, seven assists) in 59 games with Hartford in his rookie season in the AHL ... Ranked fifth on Hartford in goals ... Tallied his first career AHL goal/point while making his AHL debut on Oct. 6 vs. Charlotte.

ECHL CAREER: 2018-19: Tallied eight points (five goals, three assists) in eight games with Maine.

JUNIOR CAREER: 2016-17: Established WHL career-highs in goals (35), assists (49), points (84), and plus/minus rating (plus-25), and tied a WHL career-high in game-winning goals (six) ... Led Seattle in goals, points, and shorthanded assists (three), ranked second in assists and power play goals (11), tied for second in game-winning goals, and ranked fifth in plus/minus rating ... Posted a WHL career-high, 16-game point streak from Jan. 21 vs. Vancouver to Feb. 18 vs. Portland (14 goals, 21 assists) ... Established WHL playoff career-highs in games played (16), goals (seven), assists (12), points (19), and plus/minus rating (plus-seven) while helping the Thunderbirds win the WHL Championship ... Notched one assist in three games during the Memorial Cup. **2015-16:** Established a WHL career-high in power play goals (12) and tied his WHL career-high in game-winning goals (six) ... Led Seattle in goals (34), tied for the team lead in power play goals, ranked second in points (70) and game-winning goals, and ranked third in assists (36) ... Represented the WHL in the 2015 Canada/Russia Series ... Helped Seattle advance to the WHL Championship. **2014-15:** Established WHL career-highs in games played (67) and game-winning goals (six) ... Led Seattle in goals (30), points (58), and game-winning goals ... Selected to play in the CHL Top Prospects Game ... Led Seattle in assists (seven) and tied for second in points (eight) in the playoffs. **2013-14:** Tied for fourth among WHL rookies in power play goals (eight), tied for fifth in goals (18), and ranked 12th in points (42).

JUNIOR A CAREER: 2013-14: Tallied eight points (three goals, five assists) in 10 games with Penticton of the British Columbia Hockey League (BCHL). **2012-13:** Established BCHL career-highs in games played (50), goals (12), assists (19), and points (31) ... Selected as the BCHL's Rookie of the Year for the Interior Conference ... Notched nine points (four goals, five assists) in 15 playoff games. **2011-12:** Tallied one goal in two contests with Penticton.


COLLEGE CAREER: 2011-12: Recorded eight points (three goals, five assists) in eight games with St. Andrew's College of the Conference of Independent Schools Athletic Association (CISAA) ... Notched two points (one goal, one assist) in two playoff games while helping St. Andrew's College with the CISAA Championship.

MIDGET CAREER: 2011-12: Tallied 51 points (21 goals, 30 assists) with Okanagan Hockey Academy.

INTERNATIONAL CAREER: 2014: Notched two points (one goal, one assist) in seven games while helping Canada earn a bronze medal at the 2014 IIHF World U18 Championship. **2013:** Recorded three points (two goals, one assist) in five games while skating with Canada-Pacific in the 2013 World U17 Hockey Challenge.

CAREER TRANSACTIONS: June 27, 2015 - Selected by the Rangers in the second round, 41st overall, of the 2015 NHL Entry Draft.

SEASON	TEAM	LEAGUE	REGULAR SEASON						PLAYOFFS					
			GP	G	A	PTS	PIM		GP	G	A	PTS	PIM	
2011-12	Okanagan Hockey Academy	OMAHA	41	21	30	51	60		1	0	1	1	0	
	St. Andrew's College	CISAA	8	3	5	8	20		2	1	1	2	0	
	Penticton	BCHL	2	1	0	1	0		-	-	-	-	-	
2012-13	Penticton	BCHL	50	12	19	31	26		15	4	5	9	4	
	Canada-Pacific	WHC-17	5	2	1	3	8		-	-	-	-	-	
2013-14	Penticton	BCHL	10	3	5	8	2		-	-	-	-	-	
	Seattle	WHL	59	18	24	42	22		9	1	3	4	0	
	Canada	WJ18	7	1	1	2	0		-	-	-	-	-	
2014-15	Seattle	WHL	67	30	28	58	44		6	1	7	8	8	
2015-16	Seattle	WHL	66	34	36	70	40		11	6	3	9	4	
2016-17	Seattle	WHL	66	35	49	84	26		16	7	12	19	6	
	Seattle	M-Cup	-	-	-	-	-		3	0	1	1	0	
2017-18	Hartford	AHL	59	14	7	21	14		-	-	-	-	-	
2018-19	Hartford	AHL	61	11	15	26	18		-	-	-	-	-	
	Maine	ECHL	8	5	3	8	0		-	-	-	-	-	



LIBOR HAJEK

DEFENSEMAN

HEIGHT **6'2"** WEIGHT **203** SHOOTS **LEFT** BORN **FEB 4, 1998** BIRTHPLACE **SMRCEK, CZECH REPUBLIC**

NHL CAREER: 2018-19: Made his NHL/Rangers debut on Mar. 1 vs. MTL ... Tallied his first career NHL goal/point on Mar. 9 vs. NJD; selected as the game's Third Star.

AHL CAREER: 2018-19: Led all AHL players in their U21 season or younger in games played at the time he was recalled by the Rangers on Feb. 28 (58); also led all AHL rookies (regardless of age) in games played at the time he was recalled by the Rangers ... Notched his first career AHL assist and recorded four shots on goal on Oct. 24 vs. Lehigh Valley. **2016-17:** Registered one goal in eight games with Syracuse.

JUNIOR CAREER: 2017-18: Split the season between Saskatoon and Regina; registered 12 goals and 27 assists for 39 points in 58 games ... Established WHL career-highs in several categories, including goals, assists, and points ... Tallied three points (one goal, two assists) in five games in the 2018 Memorial Cup; helped Regina advance to the Memorial Cup Final. **2016-17:** Registered 26 points (four goals, 22 assists) in 65 games. **2015-16:** Registered 26 points (three goals, 23 assists) in 69 games.

EUROPEAN CAREER: 2014-15: Split the season between HC Kometa Brno in Czech Extraliga, HC Kometa Brno's U20 team, and HC Kometa Brno's U18 team ... Registered one assist in 17 games in Czech Extraliga ... Skated in seven playoff games and helped HC Kometa Brno earn a bronze medal in the playoffs ... Recorded 10 points (one goal, nine assists) in 44 games with Brno's U20 team. **2013-14:** Registered 18 points (four goals, 14 assists) with Brno's U18 team ... Tallied one assist with Brno's U20 team. **2012-13:** Registered four points (one goal, three assists) and a plus-35 rating in 43 games with Brno's U18 team ... Helped Brno's U16 team win the league championship. **2011-12:** Recorded 10 points (four goals, six assists) and a plus-34 rating in 32 games with Brno's U16 team. **2010-11:** Tallied one assist and posted a plus-six rating in three games with Brno's U16 team.


INTERNATIONAL CAREER: 2018: Registered eight points (one goal, seven assists) in seven games at the 2018 IIHF World Junior Championship ... Led all defensemen in the tournament in assists and tied for first among all defensemen in the tournament in points. **2016:** Notched two assists in five games at the 2016 IIHF U18 World Championship. **2015:** Tallied one assist at the 2015 Ivan Hlinka Memorial Tournament ... Registered one goal at the 2015 IIHF U18 World Championship. **2014:** Notched one assist while helping the Czech Republic earn a silver medal at the 2014 Ivan Hlinka Memorial Tournament ... Recorded one assist at the 2014 World U17 Hockey Challenge.

CAREER TRANSACTIONS: June 25, 2016 - Selected by Tampa Bay in the second round, 37th overall, of the 2016 NHL Entry Draft. **February 26, 2018** - Acquired by the Rangers, along with Vladislav Namestnikov, Brett Howden, a first-round pick in the 2018 NHL Entry Draft (Nils Lundkvist), and a second-round pick in the 2019 NHL Entry Draft (Karl Henriksson), in exchange for Ryan McDonagh and J.T. Miller.

SEASON	TEAM	LEAGUE	REGULAR SEASON					PLAYOFFS				
			GP	G	A	PTS	PIM	GP	G	A	PTS	PIM
2010-11	HC Kometa Brno U16	CZE-U16	3	0	1	1	2	-	-	-	-	-
2011-12	HC Kometa Brno U18	CZE-U18	2	0	0	0	0	-	-	-	-	-
	HC Kometa Brno U16	CZE-U16	32	4	6	10	12	-	-	-	-	-
2012-13	HC Kometa Brno U18	CZE-U18	43	1	3	4	57	3	0	1	1	0
	HC Kometa Brno U16	CZE-U16	4	0	1	1	2	5	0	0	0	0
2013-14	HC Kometa Brno U20	CZE-U20	13	0	1	1	10	-	-	-	-	-
	HC Kometa Brno U18	CZE-U18	32	4	14	18	24	10	0	7	7	8
	Czech Republic	WHC-17	5	0	1	1	4	-	-	-	-	-
2014-15	HC Kometa Brno	Czech	17	0	1	1	2	7	0	0	0	0
	HC Kometa Brno U20	CZE-U20	44	1	9	10	62	1	0	0	0	0
	HC Kometa Brno U18	CZE-U18	2	1	2	3	4	-	-	-	-	-
	Czech Republic	WJC-U18	5	1	0	1	4	-	-	-	-	-
2015-16	Saskatoon	WHL	69	3	23	26	76	-	-	-	-	-
	Czech Republic	WJC-U18	5	0	2	2	6	-	-	-	-	-
2016-17	Saskatoon	WHL	65	4	22	26	81	-	-	-	-	-
	Syracuse	AHL	8	1	0	1	4	-	-	-	-	-
2017-18	Saskatoon	WHL	33	8	17	25	26	-	-	-	-	-
	Regina	WHL	25	4	10	14	4	4	1	0	1	12
	Regina	M-Cup	-	-	-	-	-	5	1	2	3	2
	Czech Republic	WJC	7	1	7	8	6	-	-	-	-	-
2018-19	RANGERS	NHL	5	1	0	1	6	-	-	-	-	-
	Hartford	AHL	58	0	5	5	36	-	-	-	-	-
NHL/NYR TOTALS			5	1	0	1	6	-	-	-	-	-

ADAM HUSKA

GOALTENDER



HEIGHT 6'4" WEIGHT 218 CATCHES LEFT BORN MAY 12, 1997 BIRTHPLACE ZVOLEN, SLOVAKIA

AHL CAREER: 2018-19: Appeared in nine games with Hartford following the conclusion of his collegiate season ... Made his AHL debut on Mar. 10 vs. Hershey ... Made 25 saves to earn his first career AHL win on Mar. 16 at Utica.

COLLEGE CAREER: 2018-19: Appeared in 21 games with UConn ... Made 32 saves and earned a win in his season debut on Oct. 12 at Army ... Stopped all 39 shots to earn a win and a shutout on Nov. 2 at Vermont; named Hockey East Defensive Player of the Week for the week ending on Nov. 4. **2017-18:** Established collegiate career-bests in appearances (27) and GAA (2.59) ... Allowed two goals or fewer in 17 of his 27 appearances ... Stopped 38 of 39 shots and earned his first win of the season on Oct. 7 at Maine ... Posted a 1.85 GAA and a .936 SV% over a span of 11 consecutive appearances which he made from Nov. 18 vs. UMass-Lowell to Jan. 12 at Merrimack; allowed two goals or fewer in nine of the 11 appearances ... Named Hockey East Defensive Player of the Week for the week ending on Dec. 10 (2-0-0 record, 1.57 GAA, .947 SV% in two appearances). **2016-17:** Posted a 2.87 GAA and a .916 SV% in 21 appearances in his freshman year at UConn ... Established a collegiate career-high in SV%; ranked ninth among NCAA freshmen goaltenders in SV% ... Stopped 36 of 37 shots while making his collegiate debut on Oct. 15 at RIT ... Made a single-game collegiate career-high 47 saves and earned his first career collegiate win on Oct. 27 at Notre Dame ... Stopped all 37 shots to earn his first career collegiate shutout on Nov. 19 at Boston University.


USHL CAREER: 2015-16: Posted a 26-9-2 record, along with a 1.82 GAA, a .931 SV%, and 4 SO in 37 appearances with Green Bay ... Was named the USHL Goaltender of the Year and was selected to the USHL First All-Star Team ... Led the USHL in GAA and SV%, and tied for third in the league in wins; at the time, posted the best GAA in one season by a USHL goaltender since the league moved to Tier I in 2002-03 ... Made 39 saves and earned his first career USHL win on Oct. 10 vs. Waterloo ... Stopped all 24 shots to register his first career USHL shutout on Nov. 14 vs. Bloomington ... Appeared in four playoff games. **2014-15:** Appeared in five games with Green Bay ... Made 28 saves in his USHL debut on Feb. 14 at Fargo.

EUROPEAN CAREER: 2014-15: Posted a .901 SV% in 25 games with Team Slovakia U18 in Slovakia2. **2013-14:** Split the season between Team Slovakia U18 in Slovakia2 and HKM Zvolen U18 in Slovakia's U18 league. **2012-13:** Registered a 2.51 GAA and a .910 SV% in 21 appearances with HKM Zvolen U18 in Slovakia's U18 league ... Posted a 1.33 GAA and a .955 SV% in two playoff appearances. **2011-12:** Appeared in three games with HKM Zvolen U18 ... Appeared in two games with HC Detva U18.

INTERNATIONAL CAREER: 2017: Appeared in three games while representing Slovakia at the 2017 IIHF World Junior Championship ... Named one of the Top Three Players on his team in the tournament. **2016:** Appeared in five games while representing Slovakia at the 2016 IIHF World Junior Championship ... Named one of the Top Three Players on his team in the tournament. **2015:** Posted a .913 SV% in five games while representing Slovakia at the 2015 IIHF U18 World Championship ... Named one of the Top Three Players on his team in the tournament. **2014:** Appeared in three games while representing Slovakia at the 2014 Ivan Hlinka Memorial Tournament ... Posted a .905 SV% in three games while representing Slovakia at the 2014 IIHF U18 World Championship.

CAREER TRANSACTIONS: June 27, 2015 – Selected by the Rangers in the seventh round, 184th overall, of the 2015 NHL Entry Draft.

SEASON	TEAM	LEAGUE	REGULAR SEASON							PLAYOFFS						
			GP	W	L	T/OT	SO	GAA	SV%	GP	W	L	SO	GAA	SV%	
2011-12	HKM Zvolen U18	SVK-U18	3	-	-	-	0	10.08	.625	-	-	-	-	-	-	
	HC Detva U18	SVK-U18 2	2	-	-	-	0	7.95	.814	-	-	-	-	-	-	
2012-13	HKM Zvolen U18	SVK-U18	21	-	-	-	1	2.51	.910	2	-	-	-	1.33	.955	
2013-14	Team Slovakia U18	Slovakia2	14	-	-	-	0	3.85	.890	-	-	-	-	-	-	
	HKM Zvolen U18	SVK-U18	27	-	-	-	0	3.28	.899	5	-	-	0	4.49	.825	
2014-15	Slovakia	WJC-IH	3	0	2	0	0	3.00	.905	-	-	-	-	-	-	
	Team Slovakia U18	Slovakia2	25	-	-	-	-	3.66	.901	-	-	-	-	-	-	
	Green Bay	USHL	5	0	3	0	0	4.65	.858	-	-	-	-	-	-	
2015-16	Slovakia	WJC-IH	5	1	2	0	0	3.01	.913	-	-	-	-	-	-	
	Green Bay	USHL	37	26	9	2	4	1.82	.931	4	1	3	0	2.65	.902	
	Slovakia	WJC	5	1	4	0	0	3.90	.899	-	-	-	-	-	-	
2016-17	Univ. of Connecticut	NCAA	21	7	9	4	1	2.87	.916	-	-	-	-	-	-	
	Slovakia	WJC	3	1	2	0	0	5.00	.873	-	-	-	-	-	-	
2017-18	Univ. of Connecticut	NCAA	27	8	16	2	0	2.59	.912	-	-	-	-	-	-	
2018-19	Univ. of Connecticut	NCAA	21	5	13	2	1	3.34	.896	-	-	-	-	-	-	
	Hartford	AHL	9	1	5	2	0	3.45	.889	-	-	-	-	-	-	



JOEY KEANE

DEFENSEMAN

HEIGHT **6'0"** WEIGHT **187** SHOOTS **RIGHT** BORN **JUL 2, 1999** BIRTHPLACE **CHICAGO, IL**

JUNIOR CAREER: 2018-19: Split the season between Barrie and London; registered 39 points (eight goals, 31 assists), along with a plus-11 rating and 103 penalty minutes in 66 OHL games ... Ranked eighth in the OHL in penalty minutes ... Was one of only five OHL players who recorded 39 or more points and 100 or more penalty minutes ... Ranked 10th among OHL defensemen in shots on goal (181) and ranked 14th in power play assists (14) ... Posted a nine-game point streak from Dec. 28 vs. Windsor to Jan. 13 at Kitchener (two goals, eight assists); the nine games were his first nine games with London ... Tallied five assists and posted a plus-two rating in 11 playoff games with London ... Ranked fifth on London – and ranked second among team defensemen – in assists in the playoffs.

2017-18: Established OHL career-highs in several categories, including goals (12), assists (32), points (44), and plus/minus rating (plus-45) ... Named to the OHL's Third All-Star Team ... Ranked third in the OHL – and led OHL defensemen – in plus/minus rating ... Tied for 13th among OHL defensemen in points and ranked 14th among OHL defensemen in shots on goal (154) ... Served as an alternate captain for Barrie ... Established single-game OHL career-highs with four assists and four points on Jan. 26 at Sudbury ... Established OHL playoff career-highs in several categories, including games played (12), assists (seven), points (seven), and plus/minus rating (plus-three) ... Tied for second on Barrie in assists and ranked sixth on the team in points in the playoffs; led Barrie defensemen in assists and points ... Made his OHL playoff debut on Mar. 22 vs. Mississauga ... Recorded his first career OHL playoff assist/point and posted a plus-three rating on Mar. 26 vs. Mississauga. **2016-17:** Registered 19 points (one goal, 18 assists) in 67 games with Barrie in his rookie season in the OHL ... Posted a plus-one rating while making his OHL debut on Sept. 23 at Kingston ... Notched his first career OHL assist/point on Oct. 14 at Sarnia ... Recorded his first career OHL goal on Mar. 10 at Sudbury.

USHL CAREER: 2015-16: Registered 11 points (two goals, nine assists) and posted a plus-12 rating in 55 games with Dubuque ... Ranked ninth among USHL rookies – and ranked second among USHL rookie defensemen – in plus/minus rating ... Made his USHL debut on Sept. 26 vs. Madison ... Tallied his first career USHL assist/point on Nov. 27 at Chicago ... Posted a five-game point streak from Mar. 26 vs. Cedar Rapids to Apr. 8 vs. Sioux City (two goals, three assists) ... Registered his first career USHL goal on Mar. 26 vs. Cedar Rapids ... Tallied two points (one goal, one assist) in 12 playoff games to help Dubuque advance to the Clark Cup Finals ... Recorded his first career USHL playoff goal/point, which was also the game-winning goal, on May 6 at Bloomington.

MIDGET CAREER: 2014-15: Tallied 11 points (four goals, seven assists) in 26 games with the Chicago Mission U16 team in the High Performance Hockey League (HPHL) ... Led team defensemen in goals and tied for first among team defensemen in points.

BANTAM CAREER: 2013-14: Recorded 19 points (four goals, 15 assists) in 17 games with the Chicago Mission in the High Performance Major Bantam League (HPBHL) ... Tied for the team lead in assists and ranked third in points; led team defensemen in both categories. **2012-13:** Tallied 21 points (five goals, 16 assists) in 17 games with the Chicago Mission in the High Performance Minor Bantam League (HPMBHL).

INTERNATIONAL CAREER: 2016: Skated in five games while representing the United States at the 2016 Ivan Hlinka Memorial Tournament.

CAREER TRANSACTIONS: June 23, 2018 – Selected by the Rangers in the third round, 88th overall, of the 2018 NHL Entry Draft.

SEASON	TEAM	LEAGUE	REGULAR SEASON					PLAYOFFS				
			GP	G	A	PTS	PIM	GP	G	A	PTS	PIM
2012-13	Chicago Mission	HPMBHL	17	5	16	21	22	-	-	-	-	-
2013-14	Chicago Mission	HPBHL	17	4	15	19	14	-	-	-	-	-
2014-15	Chicago Mission U16	HPHL U16	26	4	7	11	30	-	-	-	-	-
2015-16	Dubuque	USHL	55	2	9	11	51	12	1	1	2	2
2016-17	Barrie	OHL	67	1	18	19	61	-	-	-	-	-
2017-18	Barrie	OHL	62	12	32	44	52	12	0	7	7	8
2018-19	Barrie	OHL	29	4	16	20	46	-	-	-	-	-
	London	OHL	37	4	15	19	57	11	0	5	5	6

VITALI KRAVTSOV

RIGHT WING



HEIGHT **6'3"** WEIGHT **189** SHOOTS **LEFT** BORN **DEC 23, 1999** BIRTHPLACE **VLADIVOSTOK, RUSSIA**

EUROPEAN CAREER: 2018-19: Established KHL career-highs in several categories, including games played (50), goals (eight), assists (13), and points (21) ... Led all KHL players younger than 20 years old in goals, assists, and points; his 21 points were tied for the ninth-most by a KHL player younger than 20 years old in league history (tied with Artemi Panarin), and his 13 assists were tied for the eighth-most by a KHL player younger than 20 years old in the league's history ... Played in the KHL All-Star Game ... Tied for the team lead in game-winning goals (three), ranked third on Traktor in points and shots on goal (114), tied for third in assists, and tied for fourth in goals ... Traktor posted a 10-4-1 record in games which he tallied a point (6-0-0 record when he tallied two points), including a 7-1-0 record in games which he registered a goal ... Notched two assists in four playoff games ... Tied for the team lead in assists, ranked second in shots on goal (12), and tied for second in points (two) and plus/minus rating (plus-one) in the playoffs. **2017-18:** Tallied seven points (four goals, three assists) in 35 KHL games with Traktor ... Received the Alexei Cherepanov Award as the KHL's Rookie of the Year; was also named the KHL's Rookie of the Month in March and April ... Ranked second among KHL players younger than 19 years old in goals, assists, and points; the four goals and seven points were also the second-most by a Draft eligible player in one season in league history ... Established KHL playoff career-highs in games played (16), goals (six), assists (five), and points (11) ... His 11 playoff points were the most by a teenager in one playoff year in KHL history; recorded more playoff points in one year than any other teenager has in their career in KHL history ... As an 18-year-old, became only the third player younger than 21 years old in KHL history to register at least 11 points in one playoff year (Tarasenko - 16 points as a 20-year-old; Kuznetsov - 11 points as a 20-year-old) ... Named the KHL's Rookie of the Week in each of the first three rounds of the playoffs ... Recorded seven points (four goals, three assists) and a plus-four rating in nine games with Chelmet Chelyabinsk of the Supreme Hockey League (VHL) ... Tallied three points (one goal, two assists) in one regular season game and four points (one goal, three assists) in two playoff games with Belye Medvedi Chelyabinsk of the Junior Hockey League (MHL). **2016-17:** Skated in three regular season KHL games with Traktor ... Recorded one goal in six playoff games; became the youngest player (17 years and 61 days old) to register a playoff goal/point in KHL history ... Named the KHL's Rookie of the Week for the First Round of the Gagarin Cup Playoffs ... Was one of seven players younger than 18 years old who skated in at least one KHL game during the season ... Established MHL career-highs in games played (41), goals (13), assists (23), points (36), and plus/minus rating (plus-18) with Belye Medvedi Chelyabinsk ... Played in the MHL All-Star Game ... Recorded six points (two goals, four assists) in five playoff games; led Belye Medvedi in assists and points in the playoffs ... Registered four points (two goals, two assists) in six VHL games with Chelmet Chelyabinsk. **2015-16:** Tallied 40 points (22 goals, 18 assists) in 32 games with Traktor Chelyabinsk's U17 team ... Led the team in goals and tied for second on the team in points ... Registered four points (two goals, two assists) in four games with Traktor Chelyabinsk's U18 team. **2014-15:** Recorded 37 points (19 goals, 18 assists) in 34 games with Traktor Chelyabinsk's U16 team ... Ranked second on the team in goals, assists, and points.

INTERNATIONAL CAREER: 2019: Registered six points (two goals, four assists) and posted a plus-four rating in seven games while helping Russia earn a bronze medal at the 2019 IIHF World Junior Championship ... Served as one of Russia's alternate captains in the tournament ... Led Russia in shots on goal (21), tied for third in assists, and tied for fourth in points in the tournament.

CAREER TRANSACTIONS: June 22, 2018 - Selected by the Rangers in the first round, ninth overall, of the 2018 NHL Entry Draft.

SEASON	TEAM	LEAGUE	REGULAR SEASON					PLAYOFFS				
			GP	G	A	PTS	PIM	GP	G	A	PTS	PIM
2014-15	Traktor U16	Russia U16	34	19	18	37	12	-	-	-	-	-
2015-16	Traktor U17	Russia U17	32	22	18	40	45	-	-	-	-	-
	Traktor U18	Russia U18	4	2	2	4	2	-	-	-	-	-
2016-17	Traktor	KHL	3	0	0	0	0	6	1	0	1	4
	Chelmet	VHL	6	2	2	4	0	-	-	-	-	-
	Belye Medvedi	MHL	41	13	23	36	18	5	2	4	6	0
2017-18	Traktor	KHL	35	4	3	7	6	16	6	5	11	8
	Chelmet	VHL	9	4	3	7	4	-	-	-	-	-
	Belye Medvedi	MHL	1	1	2	3	0	2	1	3	4	0
2018-19	Traktor	KHL	50	8	13	21	6	4	0	2	2	0
	Russia	WJC	7	2	4	6	6	-	-	-	-	-



DAWSON LEEDAHL

LEFT WING

HEIGHT **6'1"** WEIGHT **194** SHOOTS **LEFT** BORN **MAR 19, 1996** BIRTHPLACE **SASKATOON, SK**

AHL CAREER: 2018-19: Skated in 29 games with Hartford. **2017-18:** Registered eight points (two goals, six assists) in 38 games with Hartford ... Posted a plus-two rating while making his AHL debut on Dec. 1 at Rochester ... Recorded a point in five games over a seven-game span from Dec. 8 at Providence to Dec. 22 vs. Providence (one goal, four assists) ... Notched his first career AHL assist/point on Dec. 8 at Providence ... Registered his first career AHL goal on Dec. 10 vs. Springfield.

ECHL CAREER: 2018-19: Recorded seven points (three goals, four assists) in 12 games with Maine. **2017-18:** Registered 21 points (nine goals, 12 assists) and a plus-seven rating in 24 games with Greenville ... Ranked fourth on Greenville in plus/minus rating and ranked fifth on the team (min. five games played) in points per game (0.88) ... Tallied his first career ECHL assist/point while making his ECHL debut on Oct. 13 vs. Wheeling ... Recorded three points (two goals, one assist), including his first career ECHL goal, on Oct. 24 at Adirondack ... Posted a five-game point streak from Nov. 17 vs. Orlando to Nov. 24 at Colorado (four goals, four assists), including a four-game goal streak from Nov. 17 vs. Orlando to Nov. 22 at Colorado.

JUNIOR CAREER: 2016-17: Established WHL career-highs in several categories, including games played (71), goals (35), assists (54), points (89), plus/minus rating (plus-45), and penalty minutes (121) ... Was the only WHL player who registered at least 30 goals, 100 penalty minutes, and a plus-40 rating ... Tied for sixth in the WHL in plus/minus rating and tied for 12th in the league in points ... Led Regina in penalty minutes, ranked third in points, tied for third in goals and assists, and ranked fifth in plus/minus rating ... Established a single-game WHL career-high with five points (two goals, three assists) and posted a plus-four rating on Dec. 9 vs. Swift Current ... Established WHL playoff career-highs in several categories, including games played (23), goals (12), assists (13), points (25), and plus/minus rating (plus-10), while helping the Pats advance to the WHL Championship ... Tied for third in the WHL in goals, and tied for fifth in points in the playoffs. **2015-16:** Served as Everett's captain ... Led Everett in plus/minus rating (plus-16), tied for fourth in power play goals (four), ranked fifth in points per game (0.56), and ranked sixth in goals (12) ... Tied for third on Everett in goals (three) and tied for fourth on the team in points (five) in the playoffs. **2014-15:** Posted a four-game point streak from Dec. 28 at Tri-City to Jan. 3 at Saskatoon (two goals, two assists) ... Recorded three points (two goals, one assist) on Jan. 9 at Moose Jaw ... Tallied two assists in four playoff contests. **2013-14:** Ranked sixth on Everett in assists (24) ... Recorded three points (two goals, one assist) in his first game of the season on Sept. 21 vs. Prince George ... Notched two assists on Oct. 25 at Vancouver ... Registered two assists in five playoff games. **2012-13:** Recorded nine points (three goals, six assists) in 56 games with Everett ... Made his WHL debut on Sept. 22 vs. Prince George ... Recorded his first career WHL assist/point on Nov. 7 vs. Red Deer ... Tallied his first career WHL goal on Nov. 25 vs. Kelowna ... Tied for third on Everett in goals (two) and tied for fourth in points (three) in the playoffs ... Notched his first career WHL playoff assist/point while making his WHL playoff debut on Mar. 22 at Portland ... Registered two goals, including his first career WHL playoff goal, on Mar. 27 vs. Portland.

MIDGET CAREER: 2011-12: Registered 32 points (11 goals, 21 assists) in 42 games with the Saskatoon Contacts of the Saskatchewan Midget AAA Hockey League (SMHL) ... Tallied 13 points (four goals, nine assists) in 13 playoff games while helping Saskatoon win the SMHL Championship ... Ranked second in the SMHL in assists and tied for second in the league in points in the playoffs. **2010-11:** Recorded two points (one goal, one assist) in six games with the Saskatoon Contacts.

CAREER TRANSACTIONS: May 8, 2017 – Signed by the Rangers as an undrafted free agent.

SEASON	TEAM	LEAGUE	REGULAR SEASON					PLAYOFFS				
			GP	G	A	PTS	PIM	GP	G	A	PTS	PIM
2010-11	Saskatoon	SMHL	6	1	1	2	6	-	-	-	-	-
2011-12	Saskatoon	SMHL	42	11	21	32	64	13	4	9	13	24
2012-13	Everett	WHL	56	3	6	9	34	6	2	1	3	4
2013-14	Everett	WHL	70	8	24	32	66	5	0	2	2	8
2014-15	Everett	WHL	52	14	19	33	68	4	0	2	2	11
2015-16	Everett	WHL	48	12	15	27	78	8	3	2	5	27
2016-17	Regina	WHL	71	35	54	89	121	23	12	13	25	34
2017-18	Hartford	AHL	38	2	6	8	35	-	-	-	-	-
	Greenville	ECHL	24	9	12	21	22	-	-	-	-	-
2018-19	Hartford	AHL	29	0	0	0	22	-	-	-	-	-
	Maine	ECHL	12	3	4	7	26	-	-	-	-	-

VINNI LETTIERI

RIGHT WING



HEIGHT **5'11"** WEIGHT **185** SHOOTS **RIGHT** BORN **FEB 6, 1995** BIRTHPLACE **EXCELSIOR, MN**

NHL CAREER: 2018-19: Was credited with three hits in the Rangers' season opener on Oct. 4 vs. NSH ... Tallied a power play goal on Mar. 25 vs. PIT. **2017-18:** Registered five points (one goal, four assists) in 19 games with the Rangers ... Tallied his first career NHL goal/point and recorded three shots on goal while making his NHL debut on Dec. 29 at DET ... Tallied his first career NHL assist on Jan. 7 at VGK.

AHL CAREER: 2018-19: Established AHL career-highs in several categories, including assists (25), points (48), and points per game (1.00), and tied his career-high in goals (23) ... Led Hartford in goals, points per game, and shots on goal, and ranked fourth in points ... Registered a point in 12 of 15 games from when he was assigned to Hartford on Feb. 13 until he was recalled by the Rangers on Mar. 18 (11 goals, eight assists) ... Posted a seven-game point streak from Feb. 13 vs. Toronto to Feb. 27 vs. Hershey (five goals, five assists), including a five-game goal streak from Feb. 13 vs. Toronto to Feb. 23 vs. Providence ... Registered his first career AHL hat trick on Mar. 10 vs. Hershey. **2017-18:** Recorded 36 points (23 goals, 13 assists) in 55 games with Hartford ... Tied for fifth among AHL rookies in goals and tied for sixth among AHL rookies in power play goals (nine) ... Led Hartford in goals and power play goals, and ranked third in points and shots on goal (142) ... Recorded two points (one goal, one assist), including his first career AHL goal, on Oct. 14 at Springfield ... Posted a five-game point streak from Mar. 17 at Wilkes-Barre/Scranton to Mar. 28 vs. Springfield (five goals, one assist); notched a goal in four of the five games. **2016-17:** Notched his first career AHL assist/point on Apr. 9 at Bridgeport.

COLLEGE CAREER: 2016-17: Established collegiate career-highs in games played (38), goals (19), points (37), and plus/minus rating (plus-seven) ... Named as an honorable mention to the All-Big Ten Team ... Helped the University of Minnesota win the Big Ten Regular Season Championship. **2015-16:** Established a collegiate career-high in assists (19) ... Helped the Gophers win the Big Ten Regular Season Championship. **2014-15:** Helped the University of Minnesota win the Big Ten Regular Season Championship and the Big Ten Tournament Championship. **2013-14:** Helped the University of Minnesota win the Big Ten Regular Season Championship.

USDP CAREER: 2012-13: Tallied four points (two goals, two assists) in two games with the U.S. National U18 Team as part of the U.S. National Team Development Program (USNTDP).

USHL CAREER: 2012-13: Established USHL career-highs in games played (61), goals (28), assists (28), and points (56) ... Named to the USHL All-Rookie Team. **2011-12:** Tallied eight points (four goals, four assists) in 15 games.

HIGH SCHOOL CAREER: 2011-12: Registered 58 points (22 goals, 36 assists) in 25 games with Minnetonka High School ... Led Minnetonka in assists and points ... Tallied 27 points (14 goals, 13 assists) in 21 games with Team Southwest. **2010-11:** Recorded 37 points (15 goals, 22 assists) in 25 games.

INTERNATIONAL CAREER: 2012: Tallied four points (two goals, two assists) at the 2012 Ivan Hlinka Memorial Tournament.

CAREER TRANSACTIONS: March 27, 2017 - Signed by the Rangers as an undrafted free agent.

SEASON	TEAM	LEAGUE	REGULAR SEASON					PLAYOFFS				
			GP	G	A	PTS	PIM	GP	G	A	PTS	PIM
2010-11	Minnetonka High	USHS-MN	25	15	22	37	12	2	2	1	3	2
2011-12	Minnetonka High	USHS-MN	25	22	36	58	24	3	1	1	2	0
	Team Southwest	USHS-MN	21	14	13	27	11	3	2	0	2	2
	Lincoln	USHL	15	4	4	8	14	7	0	1	1	0
2012-13	Lincoln	USHL	61	28	28	56	35	5	1	2	3	0
	U.S. Nat'l U18 Team	USDP	2	2	2	4	2	-	-	-	-	-
2013-14	Univ. of Minnesota	NCAA	37	2	6	8	8	-	-	-	-	-
2014-15	Univ. of Minnesota	NCAA	37	9	3	12	14	-	-	-	-	-
2015-16	Univ. of Minnesota	NCAA	37	7	19	26	18	-	-	-	-	-
2016-17	Univ. of Minnesota	NCAA	38	19	18	37	36	-	-	-	-	-
	Hartford	AHL	9	0	1	1	4	-	-	-	-	-
2017-18	RANGERS	NHL	19	1	4	5	0	-	-	-	-	-
	Hartford	AHL	55	23	13	36	31	-	-	-	-	-
2018-19	RANGERS	NHL	27	1	2	3	14	-	-	-	-	-
	Hartford	AHL	48	23	25	48	22	-	-	-	-	-
NHL/NYR TOTALS			46	2	6	8	14	-	-	-	-	-



RYAN LINDGREN

DEFENSEMAN

HEIGHT **6'0"** WEIGHT **191** SHOOTS **LEFT** BORN **FEB 11, 1998** BIRTHPLACE **BURNSVILLE, MN**

NHL CAREER: 2018-19: Skated in five games with the Rangers ... Recorded three hits and registered three blocked shots in 15:22 of ice time while making his NHL/Rangers debut on Jan. 15 vs. CAR.

AHL CAREER: 2018-19: Registered 12 assists and 94 penalty minutes in 65 games with Hartford ... Ranked 13th among AHL defensemen in penalty minutes; tied for third among all AHL rookies in penalty minutes ... Tied for seventh among AHL defensemen in their U21 season or younger in games played. **2017-18:** Registered four points (two goals, two assists) and posted a plus-four rating in 10 games with Hartford following the conclusion of his collegiate season ... Made his AHL debut on Mar. 24 vs. Hershey ... Tallied two points (one goal, one assist), including his first career AHL goal, assist, and point, and recorded the game-winning goal on Mar. 25 at Hershey.

COLLEGE CAREER: 2017-18: Established collegiate career-highs in several categories, including games played (35), goals (two), assists (seven), and points (nine) ... Named an Honorable Mention for the Big Ten All-Star Team for the second consecutive season ... Served as an alternate captain for the University of Minnesota in his sophomore year. **2016-17:** Established collegiate career-highs in plus/minus rating (plus-nine) and penalty minutes (65) ... Named to the Big Ten All-Rookie Team and was named an Honorable Mention for the Big Ten All-Star Team ... Helped the University of Minnesota win the Big Ten Regular Season Championship.

USDP CAREER: 2015-16: Registered 25 points (six goals, 19 assists) in 61 regular season games with the U.S. National U18 Team ... Served as the captain of the U.S. National U18 Team. **2014-15:** Recorded 19 points (three goals, 16 assists) and 85 penalty minutes in 55 games with the U.S. National U17 Team ... Served as the captain of the U.S. National U17 Team.

HIGH SCHOOL CAREER: 2013-14: Registered 15 points (three goals, 12 assists) and 80 penalty minutes in 51 games in his third season with Shattuck-St. Mary's ... Helped Shattuck-St. Mary's capture the 2014 Tier I Boys I8 and Under National Championship. **2012-13:** Tallied 88 points (24 goals, 64 assists) in 55 games with Shattuck-St. Mary's. **2011-12:** Recorded 69 points (18 goals, 51 assists) in 74 games with Shattuck-St. Mary's.

INTERNATIONAL CAREER: 2018: Tallied one assist in seven games while helping the United States earn a bronze medal at the 2018 IIHF World Junior Championship. **2017:** Registered one assist and posted a plus-four rating in seven games while helping the United States capture a gold medal at the 2017 IIHF World Junior Championship. **2016:** Recorded five points (two goals, three assists) and posted a plus-five rating in seven games while helping the United States earn a bronze medal at the 2016 IIHF U18 World Championship ... Served as Team USA's captain in the tournament. **2014:** Tallied one assist in six games while helping the United States earn a silver medal at the 2014 World U17 Hockey Challenge ... Served as Team USA's captain in the tournament.

CAREER TRANSACTIONS: June 25, 2016 - Selected by Boston in the second round, 49th overall, of the 2016 NHL Entry Draft. **February 25, 2018** - Acquired by the Rangers, along with Ryan Spooner, Matt Beleskey, a first-round pick in the 2018 NHL Entry Draft (later traded), and a seventh-round pick in the 2019 NHL Entry Draft (later traded), in exchange for Rick Nash.

SEASON	TEAM	LEAGUE	REGULAR SEASON					PLAYOFFS				
			GP	G	A	PTS	PIM	GP	G	A	PTS	PIM
2011-12	Shattuck-St. Mary's	USHS-MN	74	18	51	69	65	-	-	-	-	-
2012-13	Shattuck-St. Mary's	USHS-MN	55	24	64	88	68	-	-	-	-	-
2013-14	Shattuck-St. Mary's	USHS-MN	51	3	12	15	80	-	-	-	-	-
2014-15	U.S. Nat'l U17 Team	USDP	55	3	16	19	85	-	-	-	-	-
	Team USA	USHL	35	3	10	13	65	-	-	-	-	-
	United States	WHC-17	6	0	1	1	4	-	-	-	-	-
2015-16	U.S. Nat'l U18 Team	USDP	61	6	19	25	60	-	-	-	-	-
	Team USA	USHL	25	4	8	12	16	-	-	-	-	-
	United States	WJC-18	7	2	3	5	4	-	-	-	-	-
2016-17	Univ. of Minnesota	NCAA	32	1	6	7	65	-	-	-	-	-
	United States	WJC	7	0	1	1	0	-	-	-	-	-
2017-18	Univ. of Minnesota	NCAA	35	2	7	9	51	-	-	-	-	-
	Hartford	AHL	10	2	2	4	23	-	-	-	-	-
	United States	WJC	7	0	1	1	2	-	-	-	-	-
2018-19	RANGERS	NHL	5	0	0	0	8	-	-	-	-	-
	Hartford	AHL	65	0	12	12	94	-	-	-	-	-
NHL/NYR TOTALS			5	0	0	0	8	-	-	-	-	-

VILLE MESKANEN

RIGHT WING



HEIGHT **6'1"** WEIGHT **201** SHOOTS **RIGHT** BORN **OCT 2, 1995** BIRTHPLACE **TAMPERE, FINLAND**

AHL CAREER: 2018-19: Tallied 34 points (12 goals, 22 assists) in 70 games with Hartford in his first pro season in North America ... Tied for second on the Wolf Pack in games played, ranked fourth in shots on goal (125), and ranked fifth in assists and points ... Tallied his first career AHL assist/point while making his AHL debut on Oct. 5 vs. Providence ... Recorded his first career AHL goal, which was also his first career AHL game-winning goal, on Oct. 7 vs. Laval ... Registered two goals on Nov. 9 at Utica ... Tallied three points (one goal, two assists) on Dec. 30 vs. Springfield ... Recorded two points (one goal, one assist), including the game-winning goal, on Mar. 16 at Utica.

EUROPEAN CAREER: 2017-18: Registered 44 points (24 goals, 20 assists) and a plus-three rating in 48 games with Ilves in Liiga ... Established Liiga career-highs in several categories, including games played, goals, assists, points, and plus/minus rating ... Was the only player in Liiga who tallied at least 40 points and was assessed four or fewer penalty minutes ... Ranked third in Liiga in goals, tied for sixth in power play goals (nine), tied for eighth in the league (min. 20 games played) in points per game (0.92), and tied for 15th in the league in points ... Ranked first among Liiga players 22 years old or younger in both goals and points ... Led Ilves in goals and shots on goal (253), tied for the team lead in power play goals, ranked third on the team in points, and ranked fourth on the team in assists. **2016-17:** Tallied 20 points (nine goals, 11 assists) in 44 games with Ilves ... Recorded seven points (four goals, three assists) and a plus-five rating in 10 playoff games ... Led Ilves in goals and plus/minus rating in the playoffs. **2015-16:** Registered 13 points (six goals, seven assists) in 39 games with Ilves in Liiga ... Skated in 16 games with LeKi in Mestis; recorded 10 points (six goals, four assists) and a plus-six rating in 16 games with LeKi ... Tallied three points (two goals, one assist) in four regular season games with Ilves' U20 team in Nuorten SM-Liiga (Finland's junior league) ... Registered seven points (four goals, three assists in seven playoff contests to help Ilves' U20 team win the league championship in Nuorten SM-Liiga ... Ranked second on the team in goals and ranked third on the team in points in the playoffs. **2014-15:** Registered 62 points (30 goals, 32 assists) and a plus-25 rating in 35 games with Ilves' U20 team in Nuorten SM-Liiga ... Established Nuorten SM-Liiga career-highs in several categories, including games played, goals, assists, points, and plus/minus rating ... Named to the Nuorten SM-Liiga Second All-Star Team ... Led the league in points per game (1.77), ranked third in goals, and ranked seventh in points ... Recorded 12 points (three goals, nine assists) and posted a plus-four rating in 10 playoff contests with Ilves' junior team ... Ranked second on the team in assists, tied for second in points, and tied for fourth in goals in the playoffs ... Registered three goals in 10 games with Ilves in Liiga ... Skated in one game with LeKi in Mestis. **2013-14:** Tallied 14 points (nine goals, five assists) and posted a plus-two rating in 34 games in his first season with Ilves' U20 team in Nuorten SM-Liiga ... Registered five points (three goals, two assists) and a plus-three rating in five playoff contests. **2012-13:** Tallied 58 points (22 goals, 36 assists) in 47 games with Ilves' U18 team in B-Nuorten SM-Sarja (Finland's U18 league) ... Tied for third in the league in assists and tied for sixth in the league in points. **2011-12:** Registered 54 points (33 goals, 21 assists) in 29 games with Ilves' U16 team in C-Nuorten SM-Sarja (Finland's U16 league) ... Received the Keijo Kuusela Award for scoring the most goals in the C-Nuorten SM-Sarja ... Ranked second in the league in assists and points ... Recorded nine points (five goals, four assists) in five playoff contests in C-Nuorten SM-Sarja ... Ranked second in the league in goals and tied for third in the league in points in the playoffs. **2010-11:** Recorded 10 points (three goals, seven assists) in 23 games with Ilves' U16 team in C-Nuorten SM-Sarja ... Notched three assists in seven qualification games with Ilves' U16 team.

CAREER TRANSACTIONS: May 3, 2018 – Signed by the Rangers as an undrafted free agent.

SEASON	TEAM	LEAGUE	REGULAR SEASON					PLAYOFFS				
			GP	G	A	PTS	PIM	GP	G	A	PTS	PIM
2010-11	Ilves U16	Jr. C SM-Sarja	23	3	7	10	10	-	-	-	-	-
	Ilves U16	Jr. C SM-Sarja Q	7	0	3	3	4	-	-	-	-	-
2011-12	Ilves U16	Jr. C SM-Sarja	29	33	21	54	30	5	5	4	9	4
	Ilves U16	Jr. C SM-Sarja Q	8	7	8	15	32	-	-	-	-	-
2012-13	Ilves U18	Jr. B SM-Sarja	47	22	36	58	50	-	-	-	-	-
2013-14	Ilves U20	Jr. A SM-Liiga	34	9	5	14	2	5	3	2	5	0
2014-15	Ilves	Liiga	10	3	0	3	0	-	-	-	-	-
	LeKi	Mestis	1	0	0	0	0	-	-	-	-	-
	Ilves U20	Jr. A SM-Liiga	35	30	32	62	28	10	3	9	12	0
2015-16	Ilves	Liiga	39	6	7	13	6	-	-	-	-	-
	LeKi	Mestis	16	6	4	10	10	-	-	-	-	-
	Ilves U20	Jr. A SM-Liiga	4	2	1	3	2	7	4	3	7	0
2016-17	Ilves	Liiga	44	9	11	20	4	10	4	3	7	2
2017-18	Ilves	Liiga	48	24	20	44	4	-	-	-	-	-
2018-19	Hartford	AHL	70	12	22	34	18	-	-	-	-	-



PATRICK NEWELL

LEFT WING

HEIGHT **5'10"** WEIGHT **170** SHOOTS **LEFT** BORN **JAN 18, 1996** BIRTHPLACE **THOUSAND OAKS, CA**

AHL CAREER: 2018-19: Tallied one assist in six games with Hartford following the conclusion of his collegiate season ... Made his AHL debut on Apr. 3 at Springfield ... Tallied his first career AHL assist/point on Apr. 12 vs. Hershey.

COLLEGE CAREER: 2018-19: Established collegiate career-highs in several categories, including games played (39), goals (21), assists (26), points (47), and plus/minus rating (plus-35) ... Named a finalist for the Hobey Baker Award as the top player in collegiate hockey ... Helped St. Cloud State University win the Penrose Cup as the National Collegiate Hockey Conference (NCHC) Regular Season Champions ... Was a unanimous selection as the NCHC Forward of the Year, was named to the NCHC First All-Star Team, and received the NCHC Sportsmanship Award ... Led the NCAA in plus/minus rating, tied for third in game-winning goals (six), tied for fourth in points, and tied for eighth in goals ... Led all players in the NCHC in goals and points ... St. Cloud State University posted a 16-1-1 record in games which he registered a goal and a 21-3-2 record in games which he tallied a point ... Was a member of the NCHC Academic All-Conference Team for the fourth consecutive year. **2017-18:** Ranked fourth on St. Cloud State in assists (21), ranked fifth in plus/minus rating (plus-11), and tied for fifth in points (27) ... Helped St. Cloud State win the Penrose Cup as the National Collegiate Hockey Conference (NCHC) Regular Season Champions ... Was not assessed a penalty in 33 games during the season ... Was the only St. Cloud State player who tallied at least one power play goal, one shorthanded goal, and one game-winning goal during the season. **2016-17:** Led St. Cloud State in assists (20) and ranked third in points (24) ... Skated in all of St. Cloud State's 36 games ... Registered a goal in Game 2 of the NCHC Quarterfinals against North Dakota on Mar. 11. **2015-16:** Tallied 22 points (seven goals, 15 assists) and posted a plus-20 rating in 37 games during his freshman year at St. Cloud State University ... Recorded 16 points (five goals, 11 assists) in 22 conference games ... Made his collegiate debut on Oct. 9 vs. Alaska ... Tallied two goals, including his first career collegiate goal/point, and registered his first career collegiate game-winning goal on Oct. 30 vs. Miami ... Notched his first career collegiate assist on Nov. 20 vs. North Dakota ... Helped St. Cloud State win the NCHC Championship.

BCHL CAREER: 2014-15: Registered 47 points (16 goals, 31 assists) in 56 games with the Penticton Vees of the British Columbia Hockey League (BCHL) ... Ranked second on the team in points and tied for third on the team in assists ... Tallied 14 points (three goals, 11 assists) in 22 playoff games to help Penticton win the BCHL Championship ... Recorded six points (four goals, two assists) in five games in the RBC Cup; received the Tubby Schmalz Trophy as the Most Sportsmanlike Player in the RBC Cup ... Tallied six points (one goal, five assists) in five games in the Western Canada Cup.

USHL CAREER: 2013-14: Established USHL career-highs in games played (59), goals (13), assists (30), points (43), and plus/minus rating (plus-24) ... Ranked second on Indiana in assists and ranked fourth in points ... Tallied seven points (four goals, three assists) in the playoffs to help Indiana win the Clark Cup as USHL Champions ... Ranked second on the team in points in the playoffs. **2012-13:** Tallied 15 points (three goals, 12 assists) in 20 games with Indiana.

NAHL CAREER: 2012-13: Recorded 22 points (10 goals, 12 assists) in 42 games with the Fairbanks Ice Dogs of the North American Hockey League (NAHL).

MIDGET CAREER: 2011-12: Tallied 32 points (13 goals, 19 assists) in 34 games with the Los Angeles Jr. Kings of the Tier I Elite Hockey League (TIEHL U16).


CAREER TRANSACTIONS: March 30, 2019 – Signed by the Rangers as an undrafted free agent.

SEASON	TEAM	LEAGUE	REGULAR SEASON					PLAYOFFS				
			GP	G	A	PTS	PIM	GP	G	A	PTS	PIM
2011-12	Los Angeles Jr. Kings U16	TIEHL U16	34	13	19	32	20	-	-	-	-	-
2012-13	Fairbanks	NAHL	42	10	12	22	6	-	-	-	-	-
	Indiana	USHL	20	3	12	15	0	-	-	-	-	-
2013-14	Indiana	USHL	59	13	30	43	8	12	4	3	7	0
2014-15	Penticton	BCHL	56	16	31	47	8	22	3	11	14	4
2015-16	St. Cloud State University	NCAA	37	7	15	22	2	-	-	-	-	-
2016-17	St. Cloud State University	NCAA	36	4	20	24	6	-	-	-	-	-
2017-18	St. Cloud State University	NCAA	33	6	21	27	0	-	-	-	-	-
2018-19	St. Cloud State University	NCAA	39	21	26	47	8	-	-	-	-	-
	Hartford	AHL	6	0	1	1	4	-	-	-	-	-



DANNY O'REGAN

CENTER



HEIGHT 5'10" WEIGHT 180 SHOOTS RIGHT BORN JAN 30, 1994 BIRTHPLACE BERLIN, GERMANY

NHL CAREER: 2018-19: Skated in one game with Buffalo. **2017-18:** Tallied his first career NHL assist on Nov. 18 vs. BOS. **2016-17:** Made his NHL debut on Nov. 21 vs. NJD ... Notched his first career NHL goal/point on Apr. 8 vs. CGY.

AHL CAREER: 2018-19: Registered 48 points (20 goals, 28 assists) and a plus-four rating in 70 games ... Ranked third on Rochester in power play goals (eight) ... Skated in three playoff games. **2017-18:** Split the season between San Jose and Rochester; recorded 40 points (13 goals, 27 assists) in 49 games. **2016-17:** Established AHL career-highs in goals (23), assists (35), and points (58) ... Received the Red Garrett Memorial Award as the AHL's Rookie of the Year ... Played in the AHL All-Star Game ... Established AHL playoff career-highs in goals (four), assists (three), and points (seven).

COLLEGE CAREER: 2015-16: Named to the NCAA (East) Second All-American Team and the Hockey East First All-Star Team ... Led Boston University in goals (17), assists (27), and points (44). **2014-15:** Established collegiate career-highs in games played (41), goals (23), assists (27), points (50), and plus/minus rating (plus-40) ... Named to the Hockey East Second All-Star Team ... Helped Boston University win the Hockey East Regular Season Championship and Hockey East Championship. **2013-14:** Tallied 22 points (10 goals, 12 assists) in 35 games. **2012-13:** Named to the Hockey East All-Rookie Team ... Led Boston University in points as a freshman (38); became the first freshman to lead the school in points since Tony Amonte in 1989-90.

USDP CAREER: 2011-12: Tallied 10 points (four goals, six assists) in 14 games with the U.S. National U18 Team.

PREP SCHOOL CAREER: 2011-12: Registered 54 points (20 goals, 34 assists) in 26 games with St. Sebastian's School ... Tallied 11 points (five goals, six assists) in eight games with the Cape Cod Whalers. **2010-11:** Recorded 50 points (25 goals, 25 assists) with St. Sebastian's School ... Tallied 17 points (10 goals, seven assists) with Cape Cod. **2009-10:** Notched 44 points (23 goals, 21 assists) at The Roxbury Latin School. **2008-09:** Tallied 16 points (eight goals, eight assists) at The Roxbury Latin School.

INTERNATIONAL CAREER: 2014: Recorded one goal at the 2014 IIHF World Junior Championship. **2012:** Notched four points (one goal, three assists) while helping the United States win a gold medal at the 2012 IIHF U18 World Championship. **2011:** Tallied five points (two goals, three assists) at the 2011 Ivan Hlinka Memorial Tournament.

CAREER TRANSACTIONS: June 23, 2012 - Selected by San Jose in the fifth round, 138th overall, of the 2012 NHL Entry Draft. **February 26, 2018** - Acquired by Buffalo, along with a first-round pick in the 2019 NHL Entry Draft (later traded) and a fourth-round pick in the 2019 NHL Entry Draft (later traded), in exchange for Evander Kane. **July 1, 2019** - Signed by the Rangers as a free agent.

SEASON	TEAM	LEAGUE	REGULAR SEASON					PLAYOFFS				
			GP	G	A	PTS	PIM	GP	G	A	PTS	PIM
2008-09	Roxbury Latin	USHS-Prep	21	8	8	16	-	-	-	-	-	-
2009-10	Roxbury Latin	USHS-Prep	21	23	21	44	-	-	-	-	-	-
2010-11	St. Sebastian's School	USHS-Prep	27	25	25	50	10	-	-	-	-	-
2011-12	Cape Cod Whalers	MHSL U18	10	10	7	17	0	4	0	2	2	2
	St. Sebastian's School	USHS-Prep	26	20	34	54	-	-	-	-	-	-
	Cape Cod Whalers	MHSL U18	8	5	6	11	4	-	-	-	-	-
	U.S. Nat'l U18 Team	USDP	14	4	6	10	2	-	-	-	-	-
	U.S. Nat'l Team	USHL	7	3	2	5	0	-	-	-	-	-
2012-13	United States	WJC-18	6	1	3	4	0	-	-	-	-	-
	Boston University	NCAA	39	16	22	38	16	-	-	-	-	-
	Boston University	NCAA	35	10	12	22	14	-	-	-	-	-
	United States	WJC	4	1	0	1	4	-	-	-	-	-
	Boston University	NCAA	41	23	27	50	26	-	-	-	-	-
2015-16	Boston University	NCAA	39	17	27	44	16	-	-	-	-	-
2016-17	Sharks	NHL	3	1	0	1	0	-	-	-	-	-
2017-18	San Jose	AHL	63	23	35	58	10	15	4	3	7	6
	Sharks	NHL	19	0	4	4	2	-	-	-	-	-
	Sabres	NHL	2	0	0	0	0	-	-	-	-	-
	San Jose	AHL	31	7	18	25	12	-	-	-	-	-
	Rochester	AHL	18	6	9	15	4	3	1	1	2	0
2018-19	Sabres	NHL	1	0	0	0	0	-	-	-	-	-
	Rochester	AHL	70	20	28	48	42	3	0	0	0	2
NHL TOTALS			25	1	4	5	2	-	-	-	-	-



DARREN RADDYSH

DEFENSEMAN

HEIGHT **6'1"** WEIGHT **200** SHOOTS **RIGHT** BORN **FEB 28, 1996** BIRTHPLACE **TORONTO, ON**

AHL CAREER: 2018-19: Split the season between Rockford and Hartford; tallied 30 points (nine goals, 21 assists) in 76 games ... Established AHL career-highs in several categories, including games played, goals, assists, and points ... Tied for the AHL lead in games played ... Among AHL defensemen younger than 23 years old, tied for seventh in goals ... Three of his nine goals were game-winning goals ... Registered two goals, including the game-winning goal in overtime, on Nov. 2 at Milwaukee ... Tallied two points (one goal, one assist), including the game-winning goal in overtime, on Feb. 2 at Milwaukee ... Made his Wolf Pack debut on Feb. 22 vs. Springfield ... Recorded a goal in Hartford's final game of the season on Apr. 14 at Hershey. **2017-18:** Recorded 22 points (five goals, 17 assists) and a plus-10 rating in 66 games with Rockford in his rookie season ... Established an AHL career-high in plus/minus rating ... Posted a plus-one rating while making his AHL debut on Oct. 7 at Cleveland ... Tallied his first career AHL goal/point on Oct. 15 vs. Milwaukee ... Notched his first career AHL assist on Oct. 28 vs. Grand Rapids ... Registered two assists and posted a plus-three rating on Nov. 11 at Milwaukee ... Tallied two assists in nine playoff games with Rockford.

JUNIOR CAREER: 2016-17: Established OHL career-highs in several categories, including goals (16), assists (65), points (81), and plus/minus rating (plus-62) ... Received the Max Kaminsky Trophy as the OHL's Most Outstanding Defenseman and the Leo Lalonde Trophy as the OHL Overage Player of the Year ... Named to the OHL's First All-Star Team ... Led OHL defensemen in points and plus/minus rating, ranked second in assists, and ranked fifth in goals ... Ranked second in the OHL in plus/minus rating and tied for third in the OHL in assists ... Registered 22 points (eight goals, 14 assists) and a plus-14 rating in 22 playoff games while helping Erie win the OHL Championship ... Established OHL playoff career-highs in several categories, including games played, goals, assists, points, and plus/minus rating ... Led OHL defensemen in goals, assists, and points in the playoffs ... Recorded eight points (three goals, five assists) and a plus-five rating in five games during the Memorial Cup, helping Erie advance to the Memorial Cup Final ... Named to the CHL Memorial Cup All-Star Team ... Led all defensemen in goals, assists, points, and plus/minus rating during the Memorial Cup. **2015-16:** Registered 40 points (eight goals, 32 assists) and a plus-27 rating in 66 games with Erie ... Served as an alternate captain ... Ranked second among Erie defensemen in goals, assists, and points ... Played with the OHL All-Stars in the 2015 Canada Russia Series ... Tallied nine points (four goals, five assists) and posted a plus-six rating in 13 playoff games. **2014-15:** Recorded 48 points (14 goals, 34 assists) and a plus-32 rating in 60 games with Erie ... Ranked ninth among OHL defensemen in plus/minus rating, and ranked 10th among OHL defensemen in goals and points ... Notched nine points (two goals, seven assists) and posted a plus-12 rating in 20 playoff games while helping Erie advance to the OHL Championship series. **2013-14:** Registered 13 points (three goals, 10 assists) and a plus-26 rating in 60 games with Erie ... Skated in two playoff games. **2012-13:** Tallied two assists in 24 games with Erie.

JUNIOR A CAREER: 2012-13: Registered two assists in seven games with the Georgetown Raiders of the Ontario Junior Hockey League (OJHL).

MIDGET CAREER: 2012-13: Tallied three points (two goals, one assist) in 19 games with the Toronto Marlboros Midget AAA team in the Greater Toronto Hockey League (GTHL). **2011-12:** Recorded 32 points (10 goals, 22 assists) in 36 games with the Toronto Marlboros Minor Midget AAA team ... Notched three points (one goal, two assists) in seven games in the OHL Cup.

CAREER TRANSACTIONS: May 21, 2018 – Signed by Chicago as a free agent. **February 18, 2019** – Acquired by the Rangers in exchange for Peter Holland.

SEASON	TEAM	LEAGUE	REGULAR SEASON					PLAYOFFS				
			GP	G	A	PTS	PIM	GP	G	A	PTS	PIM
2011-12	Toronto Marlboros	GTMMHL	36	10	22	32	14	-	-	-	-	-
2012-13	Toronto Marlboros	GTHL	19	2	1	3	16	-	-	-	-	-
	Georgetown	OJHL	7	0	2	2	0	-	-	-	-	-
	Erie	OHL	24	0	2	2	2	-	-	-	-	-
2013-14	Erie	OHL	60	3	10	13	27	2	0	0	0	2
2014-15	Erie	OHL	60	14	34	48	38	20	2	7	9	18
2015-16	Erie	OHL	66	8	32	40	80	13	4	5	9	8
2016-17	Erie	OHL	62	16	65	81	63	22	8	14	22	14
	Erie	M-Cup	-	-	-	-	-	5	3	5	8	0
2017-18	Rockford	AHL	66	5	17	22	26	9	0	2	2	4
2018-19	Rockford	AHL	54	8	18	26	20	-	-	-	-	-
	Hartford	AHL	22	1	3	4	16	-	-	-	-	-

TARMO REUNANEN

DEFENSEMAN



HEIGHT 6'0" WEIGHT 185 SHOOTS LEFT BORN MAR 1, 1998 BIRTHPLACE AANEKOSKI, FINLAND

EUROPEAN CAREER: 2018-19: Established Liiga career-highs in several categories, including games played (58), goals (six), assists (19), and points (25) with Lukko ... Led Liiga defensemen in their U21 season or younger in goals and points, and ranked second among Liiga defensemen in their U21 season or younger in assists ... Became the fifth Liiga defenseman to record at least 25 points during the regular season in either their U21 season or younger since 2009-10 (Vatanen, Lindell, Pokka, Niku) ... Ranked 12th among all players in Liiga – and ranked second among players in their U21 season or younger – in average ice time (21:14) ... Logged at least 24:00 of ice time in 19 of his final 31 regular season games, including 12 consecutive games from Dec. 11 to Jan. 17 ... Registered five points (one goal, four assists) in six playoff games; tallied 30 points overall (25 in the regular season, five in the playoffs) and became the fourth Liiga defenseman in their U21 season or younger to register 30 points overall in one season since 2014-15 (Heiskanen, Lindell, Niku) ... Tied for sixth among Liiga defensemen in assists and ranked eighth among Liiga defensemen in points in the playoffs ... Ranked 11th in Liiga in average ice time in the playoffs (22:25) ... Tallied one assist in one game with Lukko's U20 team in Nuorten SM-liiga. **2017-18:** Split the season between TPS and Lukko ... Tied for sixth among Liiga defensemen in their U20 season or younger in assists (four) and tied for seventh among Liiga defensemen in their U20 season or younger in points (four) ... Notched his first career Liiga assist/point on Sept. 19 against Pelicans ... Recorded two assists on Nov. 4 against Karpat ... Skated in six games with TPS in the Champions Hockey League ... Registered nine points (two goals, seven assists) and a plus-seven rating in 10 games with TPS' U20 team in Nuorten SM-liiga ... Tallied two assists in two games with SaPKo in Mestis. **2016-17:** Recorded nine assists and a plus-16 rating in 42 games with TUTO Hockey in Mestis ... Led defensemen in their U19 season or younger in Mestis in games played, assists, points, and plus/minus rating; led all players in their U19 season or younger in Mestis in assists and plus/minus rating ... Skated in two games with TPS in Liiga ... Tallied three points (one goal, two assists) in four regular season games and two points (one goal, one assist) in three playoff games with TPS' U20 team in Nuorten SM-liiga. **2015-16:** Recorded six points (two goals, four assists) in 11 games with TPS' U20 team in Nuorten SM-liiga ... Tallied three assists in three playoff games with TPS' U18 team in Jr. B SM-sarja. **2014-15:** Recorded 30 points (eight goals, 22 assists) and a plus-16 rating in 42 games with TPS' U20 team in Nuorten SM-liiga ... Named the Nuorten SM-liiga Rookie of the Month for October ... Helped TPS' U20 team in the Nuorten SM-liiga Championship. **2013-14:** Tallied 20 points (10 goals, 10 assists) in 42 games with TPS' U18 team in Jr. B SM-sarja ... Recorded 16 points (three goals, 13 assists) with TPS' U16 team in Jr. C SM-sarja. **2012-13:** Skated in 12 games with TPS' U18 team ... Recorded 10 points (three goals, seven assists) in 12 games with TPS' U16 team, as well as 10 points (two goals, eight assists) in 10 qualifying games with TPS' U16 team ... Was named to the U16 Pohjola Camp (TPS' camp) All-Star Team.

INTERNATIONAL CAREER: 2015: Registered five assists while helping Finland earn a bronze medal at the 2015 Winter European Youth Olympic Festival ... Tallied one assist in five games at the 2015 Ivan Hlinka Memorial Tournament. **2014:** Registered two points (one goal, one assist) at the 2014 World U17 Hockey Challenge.

CAREER TRANSACTIONS: June 25, 2016 – Selected by the Rangers in the fourth round, 98th overall, of the 2016 NHL Entry Draft.

SEASON	TEAM	LEAGUE	REGULAR SEASON					PLAYOFFS				
			GP	G	A	PTS	PIM	GP	G	A	PTS	PIM
2012-13	TPS U16	Jr. C SM-sarja	12	3	7	10	6	-	-	-	-	-
	TPS U16	Jr. C SM-sarja Q	10	2	8	10	4	-	-	-	-	-
	TPS U18	Jr. B SM-sarja	12	0	1	1	6	-	-	-	-	-
2013-14	TPS U18	Jr. B SM-sarja	42	10	10	20	26	-	-	-	-	-
	TPS U16	Jr. C SM-sarja	9	3	13	16	6	-	-	-	-	-
	TPS U16	Jr. C SM-sarja Q	1	0	0	0	0	-	-	-	-	-
2014-15	TPS U20	Jr. A SM-liiga	42	8	22	30	24	12	1	1	2	0
	Finland U17	WHC-17	6	1	1	2	2	-	-	-	-	-
2015-16	TPS U20	Jr. A SM-liiga	11	2	4	6	14	2	0	0	0	2
	TPS U18	Jr. B SM-sarja	-	-	-	-	-	3	0	3	3	2
2016-17	TPS	Liiga	2	0	0	0	0	-	-	-	-	-
	TPS U20	Jr. A SM-liiga	4	1	2	3	6	3	1	1	2	2
	TUTO Hockey	Mestis	42	0	9	9	54	-	-	-	-	-
2017-18	TPS	Liiga	25	0	3	3	0	-	-	-	-	-
	Lukko	Liiga	8	0	1	1	0	-	-	-	-	-
	SaPKo	Mestis	2	0	2	2	2	-	-	-	-	-
	TPS U20	Jr. A SM-liiga	10	2	7	9	2	-	-	-	-	-
2018-19	Lukko	Liiga	58	6	19	25	40	6	1	4	5	2
	Lukko U20	Jr. A SM-liiga	1	0	1	1	0	-	-	-	-	-



TY RONNING

RIGHT WING

HEIGHT **5'9"** WEIGHT **170** SHOOTS **RIGHT** BORN **OCT 20, 1997** BIRTHPLACE **SCOTTSDALE, AZ**

AHL CAREER: 2018-19: Recorded five points (four goals, one assist) in 23 games with Hartford. **2017-18:** Skated in three games with Hartford following the conclusion of his junior season. **2016-17:** Registered five points (two goals, three assists) in 12 games with Hartford following the conclusion of his junior season ... Notched his first career AHL assist/point while making his AHL debut with the Wolf Pack on Mar. 24 vs. Providence ... Recorded his first career AHL goal on Mar. 25 vs. Bridgeport.

ECHL CAREER: 2018-19: Registered 22 points (12 goals, 10 assists) in 25 games with Maine ... Ranked second on the Mariners (min. 10 games played) in points per game (0.88).

JUNIOR CAREER: 2017-18: Registered 84 points (61 goals, 23 assists) and a plus-12 rating in 70 games with Vancouver ... Named to the WHL Western Conference Second All-Star Team ... Received the Doug Wickenheiser Trophy as the WHL's Humanitarian of the Year ... Established WHL career-highs in several categories, including games played, goals, points, plus/minus rating, and shots on goal (339) ... Was named Vancouver's co-MVP and the Players' Choice Winner ... Set the Giants' single-season record for goals (previously held by Evander Kane - 48 in 2008-09) ... Ranked second in the WHL in goals and shots on goal, tied for third in power play goals (18), and tied for fourth in game-winning goals (nine) ... Led Vancouver in goals, points, plus/minus rating, shots on goal, power play goals, power play points (24), and shorthanded goals (two), and tied for the team lead in game-winning goals and overtime goals (two) ... Served as an alternate captain with Vancouver for the second consecutive season ... Registered a WHL career-high 11-game goal/point streak from Oct. 28 at Victoria to Nov. 22 vs. Lethbridge (14 goals, five assists) ... Recorded seven points (one goal, six assists) in seven playoff games ... Established WHL playoff career-highs in games played, goals, assists, points, and plus/minus rating ... Led Vancouver in shots on goal (33), tied for second in assists, and tied for third in points and plus/minus rating in the playoffs ... Posted a six-game point streak over the first six games of the playoffs, including a five-game assist streak over the first five games of the playoffs. **2016-17:** Recorded 53 points (25 goals, 28 assists) in 68 games with Vancouver ... Tied his WHL career-high in assists ... Led Vancouver in goals, points, game-winning goals (six), overtime goals (three), and shootout goals (three), and ranked third in assists and power play assists (eight) ... Represented the WHL All-Stars at the 2016 Canada Russia Series. **2015-16:** Tallied 59 points (31 goals, 28 assists) in 67 games with Vancouver ... Established a WHL career-high in assists ... Named Vancouver's MVP ... Led the Giants in goals and points. **2014-15:** Registered two points (one goal, one assist) in 24 games with Vancouver. **2013-14:** Tallied 20 points (nine goals, 11 assists) in 56 games with Vancouver ... Named the co-winner of Vancouver's Rookie of the Year Award ... Notched his first career WHL assist/point while making his WHL debut on Sept. 20 vs. Victoria.

MIDGET CAREER: 2012-13: Recorded 25 points (14 goals, 11 assists) in 12 games with Delta Hockey Academy Prep.

BANTAM CAREER: 2011-12: Tallied 153 points (77 goals and 76 assists) in 72 games with Burnaby Winter Club in the Pacific Coast Bantam Hockey League (PCBHL) ... Ranked second in the PCNHL in goals, tied for second in the league in points, and ranked third in the league in assists.

INTERNATIONAL CAREER: 2014: Registered four points (two goals, two assists) in six games while helping Canada-Pacific earn a silver medal at the 2014 World U17 Hockey Challenge.

CAREER TRANSACTIONS: June 25, 2016 - Selected by the Rangers in the seventh round, 201st overall, of the 2016 NHL Entry Draft.

SEASON	TEAM	LEAGUE	REGULAR SEASON						PLAYOFFS					
			GP	G	A	PTS	PIM		GP	G	A	PTS	PIM	
2011-12	Burnaby Winter Club	PCBHL	72	77	76	153	-	-	-	-	-	-	-	-
2012-13	Delta Hockey Academy	Midget	12	14	11	25	6	-	-	-	-	-	-	-
2013-14	Vancouver	WHL	56	9	11	20	4	2	0	0	0	0	0	
	Canada-Pacific	WHC-17	6	2	2	4	2	-	-	-	-	-	-	-
2014-15	Vancouver	WHL	24	1	1	2	8	-	-	-	-	-	-	-
2015-16	Vancouver	WHL	67	31	28	59	18	-	-	-	-	-	-	-
2016-17	Vancouver	WHL	68	25	28	53	35	-	-	-	-	-	-	-
	Hartford	AHL	12	2	3	5	6	-	-	-	-	-	-	-
2017-18	Vancouver	WHL	70	61	23	84	47	7	1	6	7	2		
	Hartford	AHL	3	0	0	0	2	-	-	-	-	-	-	-
2018-19	Hartford	AHL	23	4	1	5	10	-	-	-	-	-	-	-
	Maine	ECHL	25	12	10	22	8	-	-	-	-	-	-	-



YEGOR RYKOV

DEFENSEMAN



HEIGHT 6'2" WEIGHT 210 SHOOTS LEFT BORN APR 14, 1997 BIRTHPLACE VIDNOE, RUSSIA

EUROPEAN CAREER: 2018-19: Skated in 47 KHL games with HC Sochi, registering three goals and six assists for nine points ... Established a KHL career-high in goals ... Tied for second among KHL defensemen younger than 22 years old in points, and tied for third among KHL defensemen younger than 22 years old in goals and assists ... Averaged 19:24 of ice time per game during the regular season; tied for second on HC Sochi in average ice time ... Recorded three assists in six playoff games ... Established KHL playoff career-highs in assists and points ... Led KHL defensemen younger than 22 years old in assists and points in the playoffs ... Skated in one regular season game with SKA-Neva St. Petersburg in the Supreme Hockey League (VHL). **2017-18:** Established KHL career-highs in games played (53), assists (12), points (14), and plus/minus rating (plus-10) with SKA St. Petersburg ... Led KHL players younger than 21 years old in games played ... Led KHL defensemen younger than 21 years old in assists and points ... Tallied two assists in 13 KHL playoff games ... Recorded six assists in seven VHL regular season games with SKA-Neva St. Petersburg ... Notched two points (one goal, one assist) in eight VHL playoff games ... Established a single-game Russian leagues record by logging 61:19 of ice time while helping SKA-Neva win Game 5 of the VHL Final in the sixth overtime against Dinamo St. Petersburg on Apr. 25 ... Skated in one playoff game with SKA-1946 St. Petersburg in the Junior Hockey League (MHL). **2016-17:** Recorded nine assists and posted a plus-nine rating in 47 games with SKA St. Petersburg in his rookie season in the KHL ... Ranked second among KHL players younger than 20 years old - and led KHL defensemen younger than 20 years old - in games played ... Ranked third among KHL players younger than 20 years old in assists and tied for fourth among KHL players younger than 20 years old in points; led KHL defensemen younger than 20 years old in assists ... Skated in 15 playoff games while helping SKA St. Petersburg win the Gagarin Cup. **2015-16:** Split the season between SKA St. Petersburg in the KHL, SKA-Neva St. Petersburg in the VHL, and SKA-1946 St. Petersburg in the MHL ... Recorded one assist and a plus-four rating in 10 KHL games ... Skated in two KHL playoff games ... Tallied two assists in 10 VHL games ... Recorded one goal in five VHL playoff games ... Registered 10 points (three goals, seven assists) in 20 MHL games ... Skated in two MHL playoff contests ... Notched one assist in six games with Russia during the 2015 Canada Russia Series. **2014-15:** Recorded 21 points (five goals, 16 assists) and a plus-six rating in 42 MHL games with SKA-1946 St. Petersburg ... Led MHL defensemen younger than 18 years old in assists and points. **2013-14:** Tallied seven points (one goal, six assists) in 37 MHL games with SKA-1946 St. Petersburg.

INTERNATIONAL CAREER: 2017: Registered seven points (one goal, six assists) and posted a plus-seven rating while helping Russia earn a bronze medal at the 2017 IIHF World Junior Championship ... Named one of the Top Three Players on his Team in the tournament ... Tied for first among defensemen in assists and ranked second among defensemen in points in the tournament. **2016:** Tallied three points (one goal, two assists) and posted a plus-five rating while helping Russia earn a silver medal at the 2016 IIHF World Junior Championship. **2015:** Posted a plus-six rating at the 2015 IIHF U18 World Championship ... Served as Russia's captain in the tournament. **2014:** Tallied four assists while helping Russia earn a bronze medal at the 2014 World U17 Hockey Challenge ... Recorded two points (one goal, one assist) at the 2014 Ivan Hlinka Memorial Tournament ... Notched two points (one goal, one assist) while helping Russia earn a bronze medal at the 2014 World Junior A Challenge.

CAREER TRANSACTIONS: June 25, 2016 - Selected by New Jersey in the fifth round, 132nd overall, of the 2016 NHL Entry Draft. **February 22, 2018** - Acquired by the Rangers, along with a second-round pick in the 2018 NHL Entry Draft (later traded), in exchange for Michael Grabner.

SEASON	TEAM	LEAGUE	REGULAR SEASON					PLAYOFFS				
			GP	G	A	PTS	PIM	GP	G	A	PTS	PIM
2013-14	SKA-1946 St. Petersburg	MHL	37	1	6	7	20	4	0	0	0	2
	Russia	WHC-17	6	0	4	4	0	-	-	-	-	-
2014-15	SKA-1946 St. Petersburg	MHL	42	5	16	21	8	7	1	1	2	0
	Russia	WJC-18	5	0	0	0	0	-	-	-	-	-
2015-16	SKA-St. Petersburg	KHL	10	0	1	1	0	2	0	0	0	2
	SKA-Neva St. Petersburg	VHL	10	0	2	2	8	5	1	0	1	0
	SKA-1946 St. Petersburg	MHL	20	3	7	10	10	2	0	0	0	0
	Russia	WJC	7	1	2	3	2	-	-	-	-	-
2016-17	SKA-St. Petersburg	KHL	47	0	9	9	8	15	0	0	0	7
	SKA-1946 St. Petersburg	MHL	-	-	-	-	-	1	0	0	0	0
	Russia	WJC	7	1	6	7	0	-	-	-	-	-
2017-18	SKA-St. Petersburg	KHL	53	2	12	14	20	13	0	2	2	5
	SKA-Neva St. Petersburg	VHL	7	0	6	6	2	8	1	1	2	2
	SKA-1946 St. Petersburg	MHL	-	-	-	-	-	1	0	0	0	2
2018-19	HC Sochi	KHL	47	3	6	9	8	6	0	3	3	0
	SKA-Neva St. Petersburg	VHL	1	0	0	0	0	-	-	-	-	-



IGOR SHESTERKIN

GOALTENDER

HEIGHT **6'2"** WEIGHT **182** CATCHES **LEFT** BORN **DEC 30, 1995** BIRTHPLACE **MOSCOW, RUSSIA**

EUROPEAN CAREER: 2018-19: Posted a 24-3-1 record, along with a 1.11 GAA, a .953 SV%, and 10 SO in 28 KHL appearances with SKA St. Petersburg ... Established KHL career-bests in GAA (1.11), SV% (.953), and SO (10) ... Led the KHL in GAA and SV%, and tied for second in the KHL in SO; his 1.11 GAA was the second-best in one season in KHL history and his .953 SV% was tied for the second-best in one season in the league's history ... Posted a 1.95 GAA in 10 playoff appearances with SKA. **2017-18:** Posted a 24-2-2 record, along with a 1.70 GAA, a .933 SV%, and 7 SO in 28 KHL appearances with SKA St. Petersburg ... Tied for third in the KHL in SO, ranked fourth in GAA, and ranked sixth in SV% ... Played in the KHL All-Star Game. **2016-17:** Posted a 31-4-1 record, along with a 1.64 GAA, a .937 SV%, and 8 SO in 39 KHL appearances with SKA St. Petersburg ... Established a KHL career-high in wins ... Named to the KHL First All-Star Team and played in the KHL All-Star Game for the first time in his career ... Tied for second in the KHL in SO, ranked third in SV%, and ranked fourth in GAA ... Named the KHL's Goaltender of the Month for October ... Helped SKA win the Gagarin Cup; posted a 4-1 record, along with a 1.84 GAA and a .940 SV% in five playoff appearances; named the KHL Goaltender of the Week during the Gagarin Cup Semifinals. **2015-16:** Appeared in 25 games with SKA-Neva St. Petersburg of the Supreme Hockey League (VHL), posting a 17-5-3 record, along with a 1.19 GAA, a .954 SV%, and 6 SO ... Led the VHL in GAA and SV% ... Posted a 5-2-0 record in seven KHL appearances with SKA St. Petersburg ... Named the KHL's Goaltender of the Week for the week ending on Dec. 5 ... Posted a 1.51 GAA and a .946 SV% in two appearances with SKA-1946 St. Petersburg of the Junior Hockey League (MHL). **2014-15:** Split the season between SKA St. Petersburg (KHL), SKA-Karelia (VHL), and SKA-1946 St. Petersburg (MHL) ... Helped Russia win the 2014 Canada Russia Super Series; posted a 1.58 GAA and a .942 SV% in five appearances. **2013-14:** Posted an 18-5-0 record, along with a 1.42 GAA, a .947 SV%, and 5 SO in 23 MHL appearances with MHK Spartak Moscow Jr. ... Played in the MHL All-Star Game and was named the MHL Goaltender of the Month for September ... Helped MHK Spartak Moscow Jr. win the MHL Championship; posted a 12-7 record, along with a 1.75 GAA, a .937 SV%, and 4 SO ... Appeared in nine KHL games with Spartak Moscow. **2012-13:** Posted an 11-1-2 record, along with a 2.10 GAA, a .920 SV%, and 2 SO in 15 MHL appearances with MHK Spartak Moscow Jr. ... Posted a 6-3 record, along with a 1.59 GAA, a .948 SV%, and 3 SO in nine playoff appearances.

INTERNATIONAL CAREER: 2018: Posted a 2-1-1 record, along with a 1.46 GAA, a .942 SV%, and 2 SO in four appearances while representing Russia at the 2018 IIHF World Championship; established a Soviet/Russian record for consecutive shutout minutes in a single tournament at the World Championships ... Was a member of the gold medal-winning Olympic Athletes from Russia team at the 2018 Winter Olympics. **2017:** Was a member of the bronze medal-winning Russian team at the 2017 IIHF World Championship. **2016:** Was a member of the bronze medal-winning Russian team at the 2016 IIHF World Championship. **2015:** Posted a 3-1-0 record, along with a 1.98 GAA, a .938 SV%, and 1 SO while helping Russia earn a silver medal at the 2015 IIHF World Junior Championship ... Named one of the Top Three Players on his Team. **2013:** Posted a 4-2-0 record, along with a 2.26 GAA and a .937 SV% at the 2013 IIHF U18 World Championship ... Named one of the Top Three Players on his Team. **2012:** Represented Russia at the 2012 Ivan Hlinka Memorial Tournament and at the 2012 World Junior A Challenge.

CAREER TRANSACTIONS: June 28, 2014 - Selected by the Rangers in the fourth round, 118th overall, of the 2014 NHL Entry Draft.

			REGULAR SEASON							PLAYOFFS					
SEASON	TEAM	LEAGUE	GP	W	L	T/OT	SO	GAA	SV%	GP	W	L	SO	GAA	SV%
2012-13	MHK Spartak Moscow Jr.	MHL	15	11	1	2	2	2.10	.920	9	6	3	3	1.59	.948
	Russia	WJC-18	6	4	2	0	0	2.26	.937	-	-	-	-	-	-
2013-14	Spartak Moscow	KHL	9	2	5	1	1	2.80	.903	-	-	-	-	-	-
	MHK Spartak Moscow Jr.	MHL	23	18	5	0	5	1.42	.947	19	12	7	4	1.75	.937
2014-15	SKA St. Petersburg	KHL	6	5	0	1	0	2.33	.917	-	-	-	-	-	-
	SKA-Karelia	VHL	8	3	3	2	1	1.72	.943	-	-	-	-	-	-
	SKA-1946 St. Petersburg	MHL	3	2	0	1	0	2.26	.934	13	9	4	1	2.47	.910
	Russia	WJC	5	3	1	0	1	1.98	.938	-	-	-	-	-	-
2015-16	SKA St. Petersburg	KHL	7	5	2	0	1	2.58	.912	-	-	-	-	-	-
	SKA-Neva St. Petersburg	VHL	25	17	5	3	6	1.19	.954	-	-	-	-	-	-
	SKA-1946 St. Petersburg	MHL	2	1	1	0	0	1.51	.946	-	-	-	-	-	-
	Russia	WC	-	-	-	-	-	-	-	-	-	-	-	-	-
2016-17	SKA St. Petersburg	KHL	39	31	4	1	8	1.64	.937	5	4	1	0	1.84	.940
	Russia	WC	-	-	-	-	-	-	-	-	-	-	-	-	-
2017-18	SKA St. Petersburg	KHL	28	24	2	2	7	1.70	.933	1	0	0	0	0.00	1.000
	Russia	WC	4	2	1	1	2	1.46	.942	-	-	-	-	-	-
2018-19	SKA St. Petersburg	KHL	28	24	3	1	10	1.11	.953	10	4	5	0	1.95	.904



FUTURE BLUE



MORGAN BARRON

CENTER

HEIGHT **6'4"** WEIGHT **220** SHOOTS **LEFT**
BORN **DEC 2, 1998** BIRTHPLACE **HALIFAX, NS**

2018-19 NOTES:

- Established collegiate career-highs in several categories during his sophomore year at Cornell University, including games played (36), goals (15), assists (19), and points (34)
- Named to ECAC Hockey's First All-Star Team and the All-Ivy League First Team as a sophomore; named one of the finalists for ECAC Hockey's Best Defensive Forward
- Skated in all of Cornell's 36 games during the season, including the NCAA East Regional Semifinal and NCAA East Regional Final, as well as the ECAC Hockey Championship Game
- Led Cornell in several categories, including goals, points, and shots on goal (152)
- Tied for the team lead in game-winning goals (four) and tied for second on the team in assists
- Ranked fourth in the NCAA in shots on goal per game (4.22)
- Tied for 16th among NCAA freshmen and sophomores in points per game (0.94)

CAREER TRANSACTIONS: June 24, 2017 – Selected by the Rangers in the sixth round, 174th overall, of the 2017 NHL Entry Draft.

SEASON	TEAM	LEAGUE	REGULAR SEASON					PLAYOFFS				
			GP	G	A	PTS	PIM	GP	G	A	PTS	PIM
2011-12	Halifax ACCEL Hawks	NSMBHL	35	5	11	16	6	-	-	-	-	-
2012-13	Halifax ACCEL Hawks	NSMBHL	31	21	19	40	10	2	1	1	2	2
2013-14	Newbridge Academy	NSMMHL	32	13	6	19	6	17	5	5	10	2
2014-15	Newbridge Academy	NSMMHL	34	17	25	42	14	16	8	16	24	8
2015-16	St. Andrew's College	CISAA	73	54	43	97	30	4	1	3	4	0
2016-17	St. Andrew's College	CISAA	57	34	26	60	22	4	4	3	7	0
	Sioux City	USHL	5	0	0	0	2	-	-	-	-	-
2017-18	Cornell Univ.	NCAA	33	5	13	18	31	-	-	-	-	-
2018-19	Cornell Univ.	NCAA	36	15	19	34	26	-	-	-	-	-



NICO GROSS

DEFENSEMAN

HEIGHT **6'1"** WEIGHT **183** SHOOTS **LEFT**
BORN **JAN 26, 2000** BIRTHPLACE **PONTRESINA, SWITZERLAND**

2018-19 NOTES:

- Established OHL career-highs in assists (17), points (20), and plus/minus rating (plus-19) with Oshawa
- Ranked third on Oshawa in plus/minus rating
- Notched two assists in seven games while representing Switzerland at the 2019 IIHF World Junior Championship; served as an alternate captain for Switzerland in the tournament

CAREER TRANSACTIONS: June 23, 2018 – Selected by the Rangers in the fourth round, 101st overall, of the 2018 NHL Entry Draft.

SEASON	TEAM	LEAGUE	REGULAR SEASON					PLAYOFFS				
			GP	G	A	PTS	PIM	GP	G	A	PTS	PIM
2014-15	Zug U17	Elite Novizen	19	7	5	12	10	12	1	1	2	12
2015-16	Zug U20	Elite Jr. A	20	1	1	2	10	7	0	0	0	33
	Zug U17	Elite Novizen	21	8	9	17	78	-	-	-	-	-
	Switzerland	WJC-18	5	0	0	0	8	-	-	-	-	-
2016-17	EVZ Academy	NLB	33	0	9	9	44	-	-	-	-	-
	Zug U20	Elite Jr. A	7	0	4	4	16	10	2	2	4	14
	Switzerland	WJC	5	0	1	1	0	-	-	-	-	-
	Switzerland	WJC-18	5	0	1	1	14	-	-	-	-	-
2017-18	Oshawa	OHL	58	4	10	14	46	5	0	0	0	15
	Switzerland	WJC	5	0	0	0	2	-	-	-	-	-
	Switzerland	WJC-18	6	1	3	4	12	-	-	-	-	-
2018-19	Oshawa	OHL	56	3	17	20	81	15	0	2	2	26
	Switzerland	WJC	7	0	2	2	8	-	-	-	-	-



RILEY HUGHES

RIGHT WING

HEIGHT **6'1"** WEIGHT **173** SHOOTS **RIGHT**

BORN **JUN 27, 2000** BIRTHPLACE **WESTWOOD, MA**

2018-19 NOTES:

- Skated in 53 games with the Victoria Grizzlies of the British Columbia Hockey League (BCHL), registering 24 goals and 34 assists for 58 points
- Ranked fourth among BCHL rookies in goals and assists, and tied for fourth among BCHL rookies in points
- Ranked third on Victoria in goals and ranked fourth on the team in points
- Tallied his first career BCHL goal/point while making his BCHL debut on Sept. 8 at Powell River
- Notched seven points (three goals, four assists), including his first BCHL hat trick, on Nov. 30 vs. Coquitlam
- Recorded 21 points (four goals, 17 assists) in 15 playoff games
- Led the BCHL in assists and tied for third in the league in points in the playoffs; led BCHL rookies in points in the playoffs
- Recorded a point in 13 of 15 playoff games and posted four three-point games
- Registered three points (one goal, two assists) in six games while playing with Canada-West at the 2018 World Junior A Challenge

CAREER TRANSACTIONS: June 23, 2018 – Selected by the Rangers in the seventh round, 216th overall, of the 2018 NHL Entry Draft.

SEASON	TEAM	LEAGUE	REGULAR SEASON					PLAYOFFS				
			GP	G	A	PTS	PIM	GP	G	A	PTS	PIM
2015-16	St. Sebastian's School	USHS-Prep	19	3	3	6	-	-	-	-	-	-
2016-17	St. Sebastian's School	USHS-Prep	29	11	9	20	-	-	-	-	-	-
2017-18	St. Sebastian's School	USHS-Prep	30	21	15	36	-	-	-	-	-	-
	Sioux Falls	USHL	2	0	0	0	0	-	-	-	-	-
2018-19	Victoria	BCHL	53	24	34	58	20	15	4	17	21	18



SIMON KJELLBERG

DEFENSEMAN

HEIGHT **6'3"** WEIGHT **200** SHOOTS **LEFT**

BORN **FEB 17, 2000** BIRTHPLACE **NASHVILLE, TN**

2018-19 NOTES:

- Skated in 58 games with the Dubuque Fighting Saints of the United States Hockey League (USHL), registering two goals and three assists for five points, along with a plus-one rating and 10 penalty minutes
- Posted a plus/minus rating of even or better in 48 of 58 games

CAREER TRANSACTIONS: June 23, 2018 – Selected by the Rangers in the sixth round, 163rd overall, of the 2018 NHL Entry Draft.

SEASON	TEAM	LEAGUE	REGULAR SEASON					PLAYOFFS				
			GP	G	A	PTS	PIM	GP	G	A	PTS	PIM
2014-15	Hedemora SK U16	U16 Elit	28	5	15	20	22	-	-	-	-	-
	Hedemora SK U16	U16 SM	2	0	0	0	0	-	-	-	-	-
	Hedemora SK J18	J18 Div. I	4	1	2	3	2	-	-	-	-	-
2015-16	Rogle BK U16	U16 Elit	1	0	0	0	0	-	-	-	-	-
	Rogle BK U16	U16 SM	3	0	0	0	0	-	-	-	-	-
	Rogle BK J18	J18 Elit	16	2	6	8	2	-	-	-	-	-
	Rogle BK J18	J18 Allsvenskan	16	0	3	3	4	-	-	-	-	-
2016-17	Rogle BK J20	SuperElit	21	1	6	7	0	3	0	0	0	2
	Rogle BK J18	J18 Elit	17	4	8	12	6	-	-	-	-	-
	Rogle BK J18	J18 Allsvenskan	12	0	5	5	6	3	0	1	1	0
2017-18	Rogle BK J20	SuperElit	43	4	5	9	24	3	2	1	3	2
	Rogle BK J18	J18 Elit	3	0	0	0	2	-	-	-	-	-
	Rogle BK J18	J18 Allsvenskan	2	0	0	0	0	5	0	3	3	4
2018-19	Dubuque	USHL	58	2	3	5	10	6	0	0	0	0



OLOF LINDBOM

GOALTENDER

HEIGHT **6'2"** WEIGHT **183** CATCHES **LEFT**

BORN **JUL 23, 2000** BIRTHPLACE **STOCKHOLM, SWEDEN**

2018-19 NOTES:

- Appeared in eight games with Djurgardens' junior team (J20) in SuperElit, posting a 5-3-0 record, along with a 2.73 GAA and a .900 SV%
- Allowed one goal on 31 shots and earned a win on Feb. 17 against Leksands' J20 team
- Stopped 27 of 28 shots and earned a win on Mar. 2 against HV71's J20 team
- Made 24 saves and recorded a win on Apr. 7 to help Djurgardens' junior team earn a bronze medal in the playoffs in SuperElit

CAREER TRANSACTIONS: June 23, 2018 - Selected by the Rangers in the second round, 39th overall, of the 2018 NHL Entry Draft.

SEASON	TEAM	LEAGUE	REGULAR SEASON							PLAYOFFS					
			GP	W	L	T/OT	SO	GAA	SV%	GP	W	L	SO	GAA	SV%
2013-14	Ekerö IK U16	UI6 Div. 2	1	-	-	-	-	2.00	.959	-	-	-	-	-	-
2014-15	Djurgardens J18	J18 Allsvenskan	1	-	-	-	-	6.00	.800	-	-	-	-	-	-
2015-16	Djurgardens U16	UI6 Div. 1	7	-	-	-	-	2.43	.923	4	-	-	-	1.51	.900
2016-17	Djurgardens U16	UI6 SM	4	-	-	-	-	4.04	.880	-	-	-	-	-	-
	Djurgardens J18	J18 Elit	5	-	-	-	-	2.00	.905	-	-	-	-	-	-
	Djurgardens J18	J18 Allsvenskan	7	-	-	-	-	2.87	.901	-	-	-	-	-	-
	Sweden	WHC-17	6	-	-	-	-	2.22	.922	-	-	-	-	-	-
2017-18	Djurgardens J20	SuperElit	20	-	-	-	-	3.10	.897	3	-	-	-	5.61	.823
	Djurgardens J18	J18 Allsvenskan	1	-	-	-	-	0.99	.958	5	-	-	-	1.20	.955
	Sweden	WJC-18	6	4	2	0	0	1.66	.949	-	-	-	-	-	-
2018-19	Djurgardens J20	SuperElit	8	5	3	0	-	2.73	.900	1	1	0	0	2.00	.923



NILS LUNDKVIST

DEFENSEMAN

HEIGHT **5'11"** WEIGHT **187** SHOOTS **RIGHT**

BORN **JUL 27, 2000** BIRTHPLACE **PITEA, SWEDEN**

2018-19 NOTES:

- Led SHL defensemen younger than 19 years old in assists (seven) and points (10); was one of 14 defensemen younger than 19 years old who recorded at least 10 points in a season in the SHL (since 1989-90)
- Recorded two assists and a plus-eight rating in four games with Lulea's junior team (J20) in SuperElit
- Tallied two points (one goal, one assist) while representing Sweden at the 2019 IIHF World Junior Championship

CAREER TRANSACTIONS: June 22, 2018 - Selected by the Rangers in the first round, 28th overall, of the 2018 NHL Entry Draft.

SEASON	TEAM	LEAGUE	REGULAR SEASON					PLAYOFFS				
			GP	G	A	PTS	PIM	GP	G	A	PTS	PIM
2015-16	Lulea J18	J18 Elit	15	2	7	9	2	-	-	-	-	-
	Lulea J18	J18 Allsvenskan	12	0	0	0	6	-	-	-	-	-
	Lulea U16	UI6 Elit	-	-	-	-	-	6	0	1	1	2
	Lulea U16	UI6 SM	3	1	0	1	2	-	-	-	-	-
2016-17	Lulea J20	SuperElit	8	0	2	2	0	3	0	0	0	0
	Lulea J18	J18 Elit	21	4	15	19	16	-	-	-	-	-
	Lulea J18	J18 Allsvenskan	13	5	3	8	2	2	2	0	2	0
2017-18	Lulea	SHL	28	2	3	5	0	2	0	0	0	0
	Lulea J20	SuperElit	26	3	11	14	18	6	0	5	5	6
	Sweden	WJC-18	7	0	2	2	2	-	-	-	-	-
2018-19	Lulea	SHL	41	3	7	10	8	7	1	0	1	2
	Lulea J20	SuperElit	4	0	2	2	0	2	1	3	4	4
	Sweden	WJC	5	1	1	2	0	-	-	-	-	-



K'ANDRE MILLER

DEFENSEMAN

HEIGHT **6'5"** WEIGHT **210** SHOOTS **LEFT**
BORN **JAN 21, 2000** BIRTHPLACE **ST. PAUL, MN**

2018-19 NOTES:

- Skated in 26 games with the University of Wisconsin, registering five goals and 17 assists for 22 points, along with a plus-seven rating
- Named to the Big Ten All-Rookie Team and was an Honorable Mention for the Big Ten All-Star Team; named a finalist for the Big Ten Freshman of the Year
- Led NCAA freshmen defensemen in assists per game (0.65) and points per game (0.85)
- Helped the United States earn a silver medal at the 2019 IIHF World Junior Championship

CAREER TRANSACTIONS: June 22, 2018 – Selected by the Rangers in the first round, 22nd overall, of the 2018 NHL Entry Draft.

SEASON	TEAM	LEAGUE	REGULAR SEASON					PLAYOFFS				
			GP	G	A	PTS	PIM	GP	G	A	PTS	PIM
2014-15	Minnetonka High	USHS-MN	25	4	2	6	2	3	0	1	1	0
	MNBEL Canadiens	Bantam	16	7	9	16	-	-	-	-	-	-
2015-16	Minnetonka High	USHS-MN	25	5	11	16	12	1	0	0	0	2
	Team Southwest	UMHSEHL	2	0	0	0	0	-	-	-	-	-
2016-17	U.S. Nat'l U18 Team	USDP	1	0	1	1	0	-	-	-	-	-
	U.S. Nat'l U17 Team	USDP	54	3	14	17	16	-	-	-	-	-
	Team USA	USHL	34	0	7	7	12	-	-	-	-	-
	United States	WHC-I7	5	0	1	1	0	-	-	-	-	-
2017-18	U.S. Nat'l U18 Team	USDP	58	9	20	29	26	-	-	-	-	-
	Team USA	USHL	22	4	12	16	6	-	-	-	-	-
	United States	WJC-18	7	1	2	3	4	-	-	-	-	-
2018-19	Univ. of Wisconsin	NCAA	26	5	17	22	18	-	-	-	-	-
	United States	WJC	6	0	1	1	0	-	-	-	-	-



TYLER NANNE

DEFENSEMAN/RIGHT WING

HEIGHT **5'10"** WEIGHT **181** SHOOTS **RIGHT**
BORN **MAR 17, 1996** BIRTHPLACE **EDINA, MN**

2018-19 NOTES:

- Skated in 38 games with the University of Minnesota, registering five goals and eight assists for 13 points, along with a plus-two rating
- Established collegiate career-highs in games played, goals, assists, points, and plus/minus rating as a junior

CAREER TRANSACTIONS: June 28, 2014 – Selected by the Rangers in the fifth round, 142nd overall, of the 2014 NHL Entry Draft.

SEASON	TEAM	LEAGUE	REGULAR SEASON					PLAYOFFS				
			GP	G	A	PTS	PIM	GP	G	A	PTS	PIM
2011-12	Edina	USHS-MN	25	5	10	15	10	5	2	5	7	4
2012-13	Edina	USHS-MN	25	9	10	19	6	6	1	3	4	4
	Lincoln	USHL	2	0	0	0	0	-	-	-	-	-
2013-14	Team Southwest	UMHSEL	20	2	6	8	18	3	0	3	3	4
	Edina	USHS-MN	25	7	20	27	41	5	5	6	11	11
	Sioux Falls	USHL	4	0	2	2	4	3	0	0	0	0
	U.S. Nat'l Team U18	USDP	1	0	0	0	2	-	-	-	-	-
2014-15	Sioux Falls	USHL	14	1	2	3	14	-	-	-	-	-
	Madison	USHL	29	7	6	13	32	-	-	-	-	-
2015-16	Did Not Play Due to Injury											
2016-17	Did Not Play											
2017-18	Univ. of Minnesota	NCAA	37	4	6	10	16	-	-	-	-	-
2018-19	Univ. of Minnesota	NCAA	38	5	8	13	22	-	-	-	-	-



LAURI PAJUNIEMI

RIGHT WING

HEIGHT **6'0"** WEIGHT **196** SHOOTS **RIGHT**
BORN **SEP 12, 1999** BIRTHPLACE **TAMPERE, FINLAND**

2018-19 NOTES:

- Skated in 44 games with TPS in Liiga, registering five goals and eight assists for 13 points
- Established Liiga career-highs in several categories, including games played, goals, assists, and points
- Tied for 10th among Liiga players younger than 20 years old in goals, and tied for 12th among Liiga players younger than 20 years old in assists and points
- Skated in four playoff games with TPS

CAREER TRANSACTIONS: June 23, 2018 – Selected by the Rangers in the fifth round, 132nd overall, of the 2018 NHL Entry Draft.

SEASON	TEAM	LEAGUE	REGULAR SEASON					PLAYOFFS				
			GP	G	A	PTS	PIM	GP	G	A	PTS	PIM
2013-14	TPS UI6	Jr. C SM-sarja	26	6	10	16	2	-	-	-	-	-
	TPS UI6	Jr. C SM-sarja Q	2	1	2	3	0	-	-	-	-	-
	Tepsi UI6	Jr. C Suomi-sarja	1	1	3	4	0	-	-	-	-	-
2014-15	TPS UI8	Jr. B SM-sarja	5	1	1	2	6	-	-	-	-	-
	TPS UI6	Jr. C SM-sarja	21	14	21	35	6	4	3	1	4	4
	TPS UI6	Jr. C SM-sarja Q	9	10	12	22	2	-	-	-	-	-
2015-16	TPS U20	Jr. A SM-liiga	1	0	0	0	0	-	-	-	-	-
	TPS UI8	Jr. B SM-sarja	45	28	48	76	24	4	0	2	2	2
2016-17	TPS U20	Jr. A SM-liiga	37	8	17	25	2	3	0	2	2	0
	TPS UI8	Jr. B SM-sarja	5	3	4	7	20	5	2	0	2	2
2017-18	TPS	Liiga	32	2	5	7	4	9	3	1	4	2
	TPS U20	Jr. A SM-liiga	14	3	7	10	18	-	-	-	-	-
2018-19	TPS	Liiga	44	5	8	13	20	4	0	0	0	14
	TUTO Hockey	Mestis	1	0	0	0	0	-	-	-	-	-



JACOB RAGNARSSON

DEFENSEMAN

HEIGHT **6'0"** WEIGHT **182** SHOOTS **LEFT**
BORN **SEP 23, 1999** BIRTHPLACE **MOUNTAIN VIEW, CA**

2018-19 NOTES:

- Skated in 37 games with Almtuna IS in Allsvenskan, registering six assists and 36 penalty minutes
- Ranked eighth among Allsvenskan defensemen younger than 20 years old in games played and assists

CAREER TRANSACTIONS: June 23, 2018 – Selected by the Rangers in the third round, 70th overall, of the 2018 NHL Entry Draft.

SEASON	TEAM	LEAGUE	REGULAR SEASON					PLAYOFFS				
			GP	G	A	PTS	PIM	GP	G	A	PTS	PIM
2014-15	Almtuna IS J18	J18 Elit	2	0	0	0	0	-	-	-	-	-
	Almtuna IS J18	J18 Allsvenskan	6	0	0	0	2	-	-	-	-	-
	Almtuna IS UI6	UI6 Div. I	24	4	12	16	14	-	-	-	-	-
	Almtuna IS UI6 2	UI6 Div. I	6	1	3	4	6	-	-	-	-	-
	Almtuna IS UI6	UI6 SM	6	0	2	2	0	-	-	-	-	-
2015-16	Almtuna IS J20	J20 Elit	2	0	1	1	2	1	0	0	0	0
	Almtuna IS J18	J18 Elit	22	7	18	25	18	-	-	-	-	-
	Almtuna IS J18	J18 Allsvenskan	18	3	8	11	20	4	0	2	2	2
2016-17	Almtuna IS	Allsvenskan	2	0	0	0	0	1	0	0	0	0
	Almtuna IS J20	J20 Elit	23	4	21	25	16	2	0	1	1	2
	Almtuna IS J18	J18 Elit	16	5	8	13	10	-	-	-	-	-
	Almtuna IS J18	J18 Allsvenskan	13	4	6	10	14	4	2	3	5	10
2017-18	Almtuna IS	Allsvenskan	47	4	9	13	24	5	0	0	0	6
	Almtuna IS J20	J20 Elit	1	0	0	0	0	-	-	-	-	-
2018-19	Almtuna IS	Allsvenskan	37	0	6	6	36	10	0	3	3	8



CALLE SJALIN

DEFENSEMAN

HEIGHT **6'1"** WEIGHT **179** SHOOTS **LEFT**

BORN **SEP 2, 1999** BIRTHPLACE **OSTERSUND, SWEDEN**

2018-19 NOTES:

- Skated in 20 games with Leksands IF in Allsvenskan, registering two goals and five assists for seven points, along with a plus-minus rating
- Led all players younger than 20 years old in Allsvenskan in plus/minus rating; ranked third among defensemen younger than 20 years old in Allsvenskan in points per game (0.35)
- Tied for third on Leksands in plus/minus rating

CAREER TRANSACTIONS: **June 24, 2017** – Selected by the Rangers in the fifth round, 145th overall, of the 2017 NHL Entry Draft.

SEASON	TEAM	LEAGUE	REGULAR SEASON					PLAYOFFS				
			GP	G	A	PTS	PIM	GP	G	A	PTS	PIM
2014-15	Ostersunds IK U18	SWE-U18	27	9	11	20	22	-	-	-	-	-
2015-16			Did Not Play									
2016-17	Ostersunds IK	Division I	34	5	10	15	26	-	-	-	-	-
	Timrå IK	Allsvenskan	2	0	0	0	0	4	1	0	1	0
	Timrå IK U20	SuperElit	1	0	1	1	0	4	0	0	0	2
	Sweden	WJC-I8	6	0	0	0	2	-	-	-	-	-
2017-18	Leksands IF	Allsvenskan	24	0	3	3	8	4	0	0	0	0
	Leksands IF U20	SuperElit	13	0	5	5	10	2	0	0	0	0
2018-19	Leksands IF	Allsvenskan	20	2	5	7	4	-	-	-	-	-



TYLER WALL

GOALTENDER

HEIGHT **6'3"** WEIGHT **214** CATCHES **LEFT**

BORN **JAN 14, 1998** BIRTHPLACE **LEAMINGTON, ON**

2018-19 NOTES:

- Appeared in 22 games with UMass-Lowell, posting an 11-7-3 record, along with a 2.09 GAA, a .921 SV%, and 4 shutouts
- Established collegiate career-bests in SV% and shutouts
- Tied for 10th in the NCAA in shutouts, tied for 13th in the NCAA in GAA, and tied for 17th in the NCAA in SV%
- Stopped all 36 shots he faced to earn a win and a shutout on Oct. 19 at Miami
- Posted a 6-1-2 record, along with a 1.93 GAA, a .928 SV%, and 2 SO over his final 10 appearances of the season; named Hockey East Defensive Player of the Week twice over the span
- Registered a four-game winning streak from Jan. 19 vs. Vermont to Feb. 8 vs. Boston College (0.50 GAA, .981 SV%, 2 SO over the span); allowed one goal or fewer in all four appearances during the streak

CAREER TRANSACTIONS: **June 25, 2016** – Selected by the Rangers in the sixth round, 174th overall, of the 2016 NHL Entry Draft.

SEASON	TEAM	LEAGUE	REGULAR SEASON							PLAYOFFS					
			GP	W	L	T/OT	SO	GAA	SV%	GP	W	L	SO	GAA	SV%
2012-13	Sun County Panthers	AHMMPL	-	-	-	-	-	-	-	1	-	-	-	3.00	.927
2013-14	Sun County Panthers	AHMMPL	17	-	-	-	-	2.29	.918	4	-	-	-	3.08	.906
2014-15	Windsor Jr. Spitfires	AHML	19	-	-	-	-	2.32	.929	5	-	-	-	2.55	.922
	Leamington	GOJHL	1	0	1	0	0	7.00	.825	-	-	-	-	-	-
2015-16	Leamington	GOJHL	31	27	2	1	4	1.49	.940	12	7	5	1	2.58	.898
2016-17	UMass-Lowell	NCAA	37	26	10	1	2	2.06	.918	-	-	-	-	-	-
2017-18	UMass-Lowell	NCAA	12	3	9	0	1	3.98	.868	-	-	-	-	-	-
2018-19	UMass-Lowell	NCAA	22	11	7	3	4	2.09	.921	-	-	-	-	-	-

NEW YORK RANGERS 2019 NHL ENTRY DRAFT SELECTIONS



KAAPPO KAKKO

SELECTED **FIRST ROUND, SECOND OVERALL**

RIGHT WING

HEIGHT **6'3"** WEIGHT **199** SHOOTS **LEFT**

BORN **FEB 13, 2001** BIRTHPLACE **TURKU, FINLAND**

2018-19 NOTES: Skated in 45 games with TPS of Liiga, registering 22 goals and 16 assists for 38 points, along with a plus-one rating and 10 penalty minutes ... His 22 goals were the most any U18 player has registered in one season in the history of Finland's top league, breaking the record of 21 set by Aleksander Barkov in 2012-13 ... His 38 points were the third-most in one season by a U18 player in the history of Finland's top league, trailing only Barkov (48 in 2012-13) and Mikael Granlund (40 in 2009-10) ... Named the Liiga Rookie of the Year ... Tied for sixth in Liiga (and led all rookies) in goals ... Skated in five games with TPS during the 2019 Playoffs, registering four goals and one assist for five points ... His four goals during the 2019 Playoffs were tied for the second-most by a U18 player in one year in the history of Liiga (Patrik Laine - 10 in 2016) ... Tallied seven points (six goals, one assist) and posted a plus-10 rating in 10 games while helping Finland win a gold medal at the 2019 IIHF World Championship ... His six goals in the tournament were tied for the second-most by a player in his U18 season in one IIHF World Championship in the tournament's history (Patrik Laine registered seven goals at the 2016 IIHF World Championship); his seven points were the second-most by a U18 player in one IIHF World Championship ... Since 1947, is one of four 18-year-olds who have tallied at least six goals in one IIHF World Championship tournament (along with Sidney Crosby, Laine, and Auston Matthews) ... Registered five points (two goals, three assists) in seven games while helping Finland win a gold medal at the 2019 IIHF World Junior Championship ... Recorded the game-winning goal with 1:26 remaining in the third period in the Gold Medal Game against the United States.

CAREER NOTES/HIGHLIGHTS: Helped Finland win a gold medal at the 2018 IIHF U18 World Championship, the 2019 IIHF World Junior Championship, and the 2019 IIHF World Championship over a 13-month span from April of 2018 to May of 2019 ... Became the first player in hockey history to win a gold medal at the IIHF World Championship in his U18 season, and became the youngest player in hockey history to win gold medals at the IIHF U18 World Championship, the IIHF World Junior Championship, and the IIHF World Championship (18 years, 102 days old; Connor McDavid was previously the youngest player to win a gold medal in all three tournaments - 19 years, 130 days old) ... Notched 10 points (four goals, six assists) in seven games while helping Finland win a gold medal at the 2018 IIHF U18 World Championship ... Notched 55 points (25 goals, 30 assists) in 35 games with TPS' junior team in Nuorten SM-liiga in 2017-18; won the Yrjö Hakala Award as Rookie of the Year ... Selected higher in the NHL Entry Draft by the Rangers than any European-born player in franchise history.

SEASON	TEAM	LEAGUE	REGULAR SEASON					PLAYOFFS				
			GP	G	A	PTS	PIM	GP	G	A	PTS	PIM
2015-16	TPS U16	Jr. C SM-sarja	25	14	12	26	2	4	0	3	3	0
	TPS U16	Jr. C SM-sarja Q	8	3	7	10	2	-	-	-	-	-
2016-17	TPS U20	Jr. A SM-liiga	7	0	4	4	0	3	0	1	1	0
	TPS U18	Jr. B SM-sarja	35	24	17	41	8	5	7	0	7	2
	TPS U16	Jr. C SM-sarja	-	-	-	-	-	2	2	1	3	2
2017-18	TPS	Liiga	6	0	1	1	0	-	-	-	-	-
	TPS U20	Jr. A SM-liiga	38	25	30	55	16	-	-	-	-	-
	TPS U18	Jr. B SM-sarja	6	7	4	11	4	5	4	5	9	-
	Finland	WJC-18	7	4	6	10	2	-	-	-	-	-
2018-19	TPS	Liiga	45	22	16	38	10	5	4	1	5	6
	Finland	WC	10	6	1	7	0	-	-	-	-	-
	Finland	WJC	7	2	3	5	0	-	-	-	-	-

ROUND 1 PICK 2



Above: Kaapo on stage with members of the Rangers' front office after he was selected in the 2019 NHL Entry Draft
Below: Kaapo on the ice completing a drill during the Rangers' 2019 Prospect Development Camp in June



Below: Kaapo holding the trophy and wearing his gold medal after helping Finland win gold at the 2019 IIHF World Championship in May. Kaapo won his third gold medal while representing Finland in a 13-month span.



NEW YORK RANGERS 2019 NHL ENTRY DRAFT SELECTIONS



MATTHEW ROBERTSON

SELECTED **SECOND ROUND, 49TH OVERALL**

DEFENSEMAN

HEIGHT **6'4"** WEIGHT **201** SHOOTS **LEFT**

BORN **MAR 9, 2001** BIRTHPLACE **EDMONTON, AB**

2018-19 NOTES: Skated in 52 games with the Edmonton Oil Kings of the Western Hockey League (WHL), registering seven goals and 26 assists for 33 points, along with a plus-18 rating and 26 penalty minutes ... Established WHL career-highs in several categories in 2018-19, including assists, points, and plus/minus rating, and he tied his WHL career-high in goals ... Among WHL defensemen in their U18 season or younger: tied for second in points and ranked third in assists and plus/minus rating ... Ranked second among Edmonton defensemen in points ... Served as an alternate captain for the Oil Kings ... Helped Edmonton advance to the 2019 WHL Playoffs; tallied eight points (four goals, four assists) in 16 games during the playoffs ... Helped Canada win a gold medal at the 2018 Hlinka Gretzky Cup, as he registered four points (two goals, two assists) in five games.

CAREER NOTES/HIGHLIGHTS: Has skated in 126 career WHL games over parts of three seasons (2016-17 – 2018-19), all with Edmonton, registering 14 goals and 44 assists for 58 points, along with a plus-two rating and 72 penalty minutes ... Over the last two seasons (2017-18 and 2018-19), tied for second among WHL defensemen in their U18 season or younger in goals (14), and ranked fourth among WHL defensemen in their U18 season or younger in assists (43) and points (57) ... Tallied six points (two goals, four assists) in five games with Canada-Black at the 2017 World U17 Hockey Challenge ... Was named to the Tournament All-Star Team, as he led all defensemen in the tournament in points ... Recorded two assists and posted a plus-five rating in five games while representing Canada at the 2018 IIHF U18 World Championship ... Entering the 2019 NHL Entry Draft, was ranked No. 26 on NHL Central Scouting's final ranking of North American skaters eligible for the Draft.

SEASON	TEAM	LEAGUE	REGULAR SEASON					PLAYOFFS				
			GP	G	A	PTS	PIM	GP	G	A	PTS	PIM
2018-19	Edmonton	WHL	52	7	26	33	26	16	4	4	8	10



KARL HENRIKSSON

SELECTED **SECOND ROUND, 58TH OVERALL**

CENTER

HEIGHT **5'9"** WEIGHT **176** SHOOTS **LEFT**

BORN **FEB 5, 2001** BIRTHPLACE **MALMO, SWEDEN**

2018-19 NOTES: Skated in 45 games with Frolunda's junior (J20) team in SuperElit, registering 13 goals and 36 assists for 49 points, along with a plus-35 rating and 26 penalty minutes ... Led SuperElit in assists and plus/minus rating, and tied for the league lead in points; also led all players in their U18 season or younger in points ... Recorded nine points (two goals, seven assists) in six playoff games in SuperElit; tied for the league lead in assists and tied for second in the league in points during the playoffs ... Helped Frolunda's U18 team win the gold medal by recording seven points (two goals, five assists) and a plus-eight rating in seven playoff games ... Skated in two SHL games with Frolunda; was one of 17 players in their U18 season or younger who played at least one game in the SHL during the season ... Registered nine points (three goals, six assists) in seven games while helping Sweden win a gold medal at the 2019 IIHF U18 World Championship ... Named one of the Top Three Players on his Team in the tournament, as he led Sweden in assists and points ... Helped Sweden earn a silver medal at the 2018 Hlinka Gretzky Cup; registered two goals in five games during the tournament.

CAREER NOTES/HIGHLIGHTS: Has played in Frolunda's organization for the last two seasons (2017-18 and 2018-19) ... Tallied 50 points (20 goals, 30 assists) and posted a plus-42 rating in 38 games with Frolunda's U18 team in 2017-18; helped the team win a bronze medal by notching six points (two goals, four assists) in seven games during the playoffs.

SEASON	TEAM	LEAGUE	REGULAR SEASON					PLAYOFFS				
			GP	G	A	PTS	PIM	GP	G	A	PTS	PIM
2018-19	Frolunda	SHL	2	0	0	0	0	-	-	-	-	-
	Frolunda J20	SuperElit	45	13	36	49	26	6	2	7	9	4
	Frolunda J18	J18 Allsvenskan	-	-	-	-	-	7	2	5	7	0
	Sweden	WJC-18	7	3	6	9	2	-	-	-	-	-



ZACHARY JONES

SELECTED **THIRD ROUND, 68TH OVERALL**

DEFENSEMAN

HEIGHT **5'11"** WEIGHT **175** SHOOTS **LEFT**

BORN **OCT 18, 2000** BIRTHPLACE **RICHMOND, VA**

2018-19 NOTES: Skated in 56 games with the Tri-City Storm of the United States Hockey League (USHL), registering seven goals and 45 assists for 52 points, along with a plus-38 rating and 38 penalty minutes ... Named the USHL Rookie of the Year ... Named to the USHL All-Rookie Team, as well as the USHL Second All-Star Team ... Led the USHL in power play assists (25) and ranked fourth in the USHL in assists and plus/minus rating; led USHL rookies in all three categories ... Led all USHL defensemen in assists and tied for second among USHL defensemen in points ... Established a single-season Tri-City record for assists by a defenseman, and his 45 assists were the second-most by any Tri-City player in one season in the team's history (Jaden Schwartz registered 50 assists in 2009-10) ... Played in the USHL/NHL Top Prospects Game ... Skated in six playoff games Tri-City and recorded five assists ... Helped the United States win a gold medal at the 2018 World Junior A Challenge, and he recorded four points (one goal, three assists) in six games in the tournament.

CAREER NOTES/HIGHLIGHTS: Is committed to begin his collegiate career at UMass-Amherst in 2019-20 ... Prior to playing in the USHL, played with Selects Hockey Academy in the United States Premier Hockey League (USPHL) for three seasons (2015-16 – 2017-18) ... Helped Selects Hockey Academy win the USPHL I6U Championship in 2015-16 and the USPHL I8U Championship in 2017-18; served as the captain of the Selects I8U Team in 2017-18.

SEASON	TEAM	LEAGUE	REGULAR SEASON					PLAYOFFS				
			GP	G	A	PTS	PIM	GP	G	A	PTS	PIM
2018-19	Tri-City	USHL	56	7	45	52	38	6	0	5	5	2



HUNTER SKINNER

SELECTED **FOURTH ROUND, 112TH OVERALL**

DEFENSEMAN

HEIGHT **6'2"** WEIGHT **182** SHOOTS **RIGHT**

BORN **APR 29, 2001** BIRTHPLACE **WYNDOTTE, MI**

2018-19 NOTES: Split the season between the Muskegon Lumberjacks and the Lincoln Stars of the United States Hockey League (USHL) ... Skated in 52 USHL games, registering five goals and 19 assists for 24 points, along with 81 penalty minutes ... Established USHL career-highs in several categories, including games played, goals, assists, and points.

CAREER NOTES/HIGHLIGHTS: Will play with the London Knights of the Ontario Hockey League (OHL) in 2019-20 ... Skated in 83 career USHL games over parts of two seasons (2017-18 and 2018-19) with Muskegon and Lincoln, registering five goals and 19 assists for 24 points, along with 85 penalty minutes ... Prior to beginning his USHL career, played with Honeybaked UI6 in the High Performance Hockey League (HPHL).

SEASON	TEAM	LEAGUE	REGULAR SEASON					PLAYOFFS				
			GP	G	A	PTS	PIM	GP	G	A	PTS	PIM
2018-19	Muskegon	USHL	24	3	8	11	18	-	-	-	-	-
	Lincoln	USHL	28	2	9	11	63	-	-	-	-	-

NEW YORK RANGERS 2019 NHL ENTRY DRAFT SELECTIONS



LEEVI AALTONEN

SELECTED **FIFTH ROUND, 130TH OVERALL**

RIGHT WING

HEIGHT **5'9"** WEIGHT **177** SHOOTS **LEFT**

BORN **JAN 24, 2001** BIRTHPLACE **MIKKELI, FINLAND**

2018-19 NOTES: Skated in 29 games with KalPa's U20 team in Jr. A SM-liiga, registering 12 goals and 24 assists for 36 points, along with a plus-nine rating and 28 penalty minutes ... Among players in their U18 season or younger in Jr. A SM-liiga, ranked third in points per game (1.24) ... Recorded three points (one goal, two assists) in six playoff games ... Tallied one assist in seven games with KalPa in Liiga ... Was one of 12 players who were in their U18 season or younger who notched at least one point in Liiga ... Registered five points (one goal, four assists) and a plus-four rating in five games while representing Finland at the 2019 IIHF U18 World Championship ... Led Finland in assists and tied for the team lead in points in the tournament ... Recorded two assists in five games at the 2018 Hlinka Gretzky Cup.

CAREER NOTES/HIGHLIGHTS: Has played in KalPa's organization for four seasons (2015-16 - 2018-19) ... Helped KalPa's U20 team win the Jr. A SM-liiga Championship in 2017-18 and KalPa's U18 team win the Jr. B SM-sarja Championship in 2016-17 ... In 2015-16, won the Timo Jutila Award as the Jr. C SM-sarja (Finland's U16 league) Rookie of the Year; led the league in points during the season (70; 26 goals and 44 assists in 27 games).

SEASON	TEAM	LEAGUE	REGULAR SEASON					PLAYOFFS				
			GP	G	A	PTS	PIM	GP	G	A	PTS	PIM
2018-19	KalPa	Liiga	7	0	1	1	0	-	-	-	-	-
	KalPa U20	Jr. A SM-liiga	29	12	24	36	28	6	1	2	3	31
	IPK	Mestis	1	0	0	0	0	-	-	-	-	-
	Finland	WJC-18	5	1	4	5	2	-	-	-	-	-



ADAM EDSTROM

SELECTED **SIXTH ROUND, 161ST OVERALL**

CENTER

HEIGHT **6'6"** WEIGHT **210** SHOOTS **LEFT**

BORN **OCT 12, 2000** BIRTHPLACE **HAMMARO, SWEDEN**

2018-19 NOTES: Split the season between Mora in the Swedish Hockey League (SHL) and Mora's junior (J20) team in SuperElit ... Tallied 16 points (11 goals, five assists) in 20 games in SuperElit with Mora's junior team during the season ... Registered four points (two goals, two assists) in two relegation games ... Recorded one assist in 15 SHL games with Mora ... Notched two goals in two games with Malungs IF in Division I (Sweden's third-highest pro league).

CAREER NOTES/HIGHLIGHTS: Is expected to play in Rogle's organization in the 2019-20 season ... Played in Mora's organization for three seasons (2016-17 - 2018-19) ... Registered 47 points (27 goals, 20 assists) in 40 games while playing with Mora's J18 team and 27 points (19 goals, eight assists) in 69 games with Mora's J20 team in SuperElit.

SEASON	TEAM	LEAGUE	REGULAR SEASON					PLAYOFFS				
			GP	G	A	PTS	PIM	GP	G	A	PTS	PIM
2018-19	Mora	SHL	15	0	1	1	0	-	-	-	-	-
	Mora J20	SuperElit	20	11	5	16	12	-	-	-	-	-
	Malungs IF	Division I	2	2	0	2	2	-	-	-	-	-

NEW YORK RANGERS 2019 NHL ENTRY DRAFT SELECTIONS



ERIC CICCOLINI

SELECTED **SEVENTH ROUND, 205TH OVERALL**

RIGHT WING

HEIGHT **5'11"** WEIGHT **170** SHOOTS **RIGHT**

BORN **JAN 14, 2001** BIRTHPLACE **VAUGHAN, ON**

2018-19 NOTES: Skated in 48 games with the Toronto Jr. Canadiens of the Ontario Junior Hockey League (OJHL), registering 27 goals and 35 assists for 62 points, along with 58 penalty minutes ... Won the B.J. Monro Memorial Trophy as the OHA's Top Prospect ... Received the OJHL Top Prospect Award, was named an OJHL First Team All-Prospect, and was named to the OJHL Second All-Star Team ... Established OJHL career-highs in several categories, including goals, assists, and points ... Tied for ninth in the OJHL in points and tied for 10th in the league in goals ... Notched five points (one goal, four assists) in five playoff games.

CAREER NOTES/HIGHLIGHTS: Is committed to begin his collegiate career at the University of Michigan in 2019-20 ... Played two seasons in the OJHL (2017-18 and 2018-19) with Milton and Toronto, registering 44 goals and 48 assists for 92 points in 95 games ... Was a member of Canada-East at the 2018 World Junior A Hockey Challenge.

SEASON	TEAM	LEAGUE	REGULAR SEASON					PLAYOFFS				
			GP	G	A	PTS	PIM	GP	G	A	PTS	PIM
2018-19	Toronto Jr. Canadiens	OJHL	48	27	35	62	58	5	1	4	5	2



Over 30 Rangers prospects, including all eight players selected by the team in the 2019 NHL Entry Draft, received a tour of Madison Square Garden during the Rangers' annual Prospect Development Camp this past summer.

2019-20 NEW YORK RANGERS ROSTER

FORWARDS	HEIGHT	WEIGHT	SHOOTS	BIRTHPLACE
Andersson, Lias	6'1"	190	Left	Smogen, Sweden
Beleskey, Matt	6'0"	207	Left	Windsor, Ontario
Buchnevich, Pavel	6'3"	197	Left	Cherepovets, Russia
Chytil, Filip	6'2"	206	Left	Kromeriz, Czech Republic
Di Giuseppe, Phillip	6'0"	193	Left	Toronto, Ontario
Elmer, Jake	6'1"	183	Right	Calgary, Alberta
Fast, Jesper	6'1"	191	Right	Nassjo, Sweden
Fogarty, Steven	6'3"	208	Right	Chambersburg, Pennsylvania
Fontaine, Gabriel	6'1"	203	Left	Sherbrooke, Quebec
Gettinger, Tim	6'6"	218	Left	Cleveland, Ohio
Gropp, Ryan	6'3"	185	Left	Kamloops, British Columbia
Howden, Brett	6'3"	197	Left	Calgary, Alberta
Kakko, Kaapo	6'3"	199	Left	Turku, Finland
Kravtsov, Vitali	6'3"	189	Left	Vladivostok, Russia
Kreider, Chris	6'3"	217	Left	Boxford, Massachusetts
Leedahl, Dawson	6'1"	194	Left	Saskatoon, Saskatchewan
Lemieux, Brendan	6'1"	213	Left	Denver, Colorado
Lettieri, Vinni	5'11"	185	Right	Excelsior, Minnesota
McKegg, Greg	6'0"	192	Left	St. Thomas, Ontario
Meskanen, Ville	6'1"	201	Right	Tampere, Finland
Namestnikov, Vladislav	6'0"	183	Left	Zhukovskiy, Russia
Newell, Patrick	5'10"	170	Left	Thousand Oaks, California
Nieves, Boo	6'3"	214	Left	Syracuse, New York
O'Regan, Danny	5'10"	180	Right	Berlin, Germany
Panarin, Artemi	5'11"	170	Right	Korkino, Russia
Ronning, Ty	5'9"	170	Right	Scottsdale, Arizona
Strome, Ryan	6'1"	193	Right	Mississauga, Ontario
Zibanejad, Mika	6'2"	208	Right	Huddinge, Sweden
DEFENSEMEN	HEIGHT	WEIGHT	SHOOTS	BIRTHPLACE
Crawley, Brandon	6'1"	202	Left	Glen Rock, New Jersey
Day, Sean	6'3"	220	Left	Leuven, Belgium
DeAngelo, Tony	5'11"	180	Right	Sewell, New Jersey
Fox, Adam	5'11"	181	Right	Jericho, New York
Hajek, Libor	6'2"	203	Left	Smrcek, Czech Republic
Keane, Joey	6'0"	187	Right	Chicago, Illinois
Lindgren, Ryan	6'0"	191	Left	Burnsville, Minnesota
Raddysch, Darren	6'1"	200	Right	Toronto, Ontario
Reunanen, Tarmo	6'0"	185	Left	Aanekoski, Finland
Rykov, Yegor	6'2"	210	Left	Vidnoe, Russia
Skjei, Brady	6'3"	210	Left	Lakeville, Minnesota
Smith, Brendan	6'2"	200	Left	Mimico, Ontario
Staal, Marc	6'4"	209	Left	Thunder Bay, Ontario
Trouba, Jacob	6'3"	209	Right	Rochester, Michigan
GOALTENDERS	HEIGHT	WEIGHT	CATCHES	BIRTHPLACE
Georgiev, Alexandar	6'1"	178	Left	Ruse, Bulgaria
Huska, Adam	6'4"	218	Left	Zvolen, Slovakia
Lundqvist, Henrik	6'1"	182	Left	Are, Sweden
Shesterkin, Igor	6'2"	182	Left	Moscow, Russia

2019-20 NEW YORK RANGERS ROSTER

BIRTHDATE	2018-19 TEAM	GP	G	A	PTS	PIM
10/13/98	Rangers (NHL)	42	2	4	6	29
	Hartford (AHL)	36	6	14	20	25
6/7/88	Rangers (NHL)	4	1	0	1	5
	Hartford (AHL)	53	5	17	22	55
4/17/95	Rangers (NHL)	64	21	17	38	13
9/5/99	Rangers (NHL)	75	11	12	23	8
	Czech Republic (WC)	5	1	1	2	2
10/9/93	Hurricanes (NHL)	21	1	3	4	8
	Predators (NHL)	3	0	0	0	0
	Charlotte (AHL)	2	0	0	0	19
	Milwaukee (AHL)	24	5	7	12	6
12/31/98	Lethbridge (WHL)	68	39	42	81	41
	Hartford (AHL)	5	2	2	4	4
12/2/91	Rangers (NHL)	66	8	12	20	26
4/19/93	Rangers (NHL)	10	0	0	0	0
	Hartford (AHL)	66	21	31	52	50
4/30/97	Hartford (AHL)	72	11	15	26	18
4/14/98	Rangers (NHL)	4	0	0	0	0
	Hartford (AHL)	64	14	13	27	27
9/16/96	Hartford (AHL)	61	11	15	26	18
	Maine (ECHL)	8	5	3	8	0
3/29/98	Rangers (NHL)	66	6	17	23	14
2/13/01	TPS (Liiga)	45	22	16	38	10
	Finland (WC)	10	6	1	7	0
	Finland (WJC)	7	2	3	5	0
12/23/99	Traktor (KHL)	50	8	13	21	6
	Russia (WJC)	7	2	4	6	6
4/30/91	Rangers (NHL)	79	28	24	52	57
	United States (WC)	8	3	1	4	2
3/19/96	Hartford (AHL)	29	0	0	0	22
	Maine (ECHL)	12	3	4	7	26
3/15/96	Jets (NHL)	44	9	2	11	64
	Rangers (NHL)	19	3	3	6	44
2/6/95	Rangers (NHL)	27	1	2	3	14
	Hartford (AHL)	48	23	25	48	22
6/17/92	Hurricanes (NHL)	41	6	5	11	8
	Charlotte (AHL)	31	6	17	23	18
10/2/95	Hartford (AHL)	70	12	22	34	18
11/22/92	Rangers (NHL)	78	11	20	31	44
1/18/96	St. Cloud State University (NCAA)	39	21	26	47	8
	Hartford (AHL)	6	0	1	1	4
1/23/94	Rangers (NHL)	43	4	6	10	8
	Hartford (AHL)	16	3	5	8	6
1/30/94	Sabres (NHL)	1	0	0	0	0
	Rochester (AHL)	70	20	28	48	42
10/30/91	Blue Jackets (NHL)	79	28	59	87	23
10/20/97	Hartford (AHL)	23	4	1	5	10
	Maine (ECHL)	25	12	10	22	8
7/11/93	Oilers (NHL)	18	1	1	2	14
	Rangers (NHL)	63	18	15	33	50
4/18/93	Rangers (NHL)	82	30	44	74	47
BIRTHDATE	2018-19 TEAM	GP	G	A	PTS	PIM
2/2/97	Hartford (AHL)	50	3	12	15	111
1/9/98	Hartford (AHL)	46	3	11	14	8
	Maine (ECHL)	19	4	11	15	6
10/24/95	Rangers (NHL)	61	4	26	30	77
2/17/98	Harvard University (NCAA)	33	9	39	48	14
	United States (WC)	8	0	1	1	0
2/4/98	Rangers (NHL)	5	1	0	1	6
	Hartford (AHL)	58	0	5	5	36
7/2/99	Barrie (OHL)	29	4	16	20	46
	London (OHL)	37	4	15	19	57
2/11/98	Rangers (NHL)	5	0	0	0	8
	Hartford (AHL)	65	0	12	12	94
2/28/96	Rockford (AHL)	54	8	18	26	20
	Hartford (AHL)	22	1	3	4	16
3/1/98	Lukko (Liiga)	58	6	19	25	40
	Lukko U20 (Jr. A SM-liiga)	1	0	1	1	0
4/14/97	HC Sochi (KHL)	47	3	6	9	8
	SKA-Neva St. Petersburg (VHL)	1	0	0	0	0
3/26/94	Rangers (NHL)	78	8	17	25	44
	United States (WC)	8	2	0	2	2
2/8/89	Rangers (NHL)	63	4	9	13	71
1/13/87	Rangers (NHL)	79	3	10	13	32
2/26/94	Jets (NHL)	82	8	42	50	58
BIRTHDATE	2018-19 TEAM	GP	W	L	OT	GAA
2/10/96	Rangers (NHL)	33	14	13	4	2.91
	Hartford (AHL)	11	2	9	0	3.66
	Russia (WC)	2	2	0	0	0.00
5/12/97	University of Connecticut (NCAA)	21	5	13	2	3.34
	Hartford (AHL)	9	1	5	2	3.45
3/2/82	Rangers (NHL)	52	18	23	10	3.07
	Sweden (WC)	6	4	2	0	2.84
12/30/95	SKA St. Petersburg (KHL)	28	24	3	1	1.11

HOW THE RANGERS WERE BUILT

Lias Andersson	Rangers first round choice, seventh overall, in the 2017 NHL Entry Draft.
Matt Beleskey	From the Boston Bruins with Ryan Spooner, Ryan Lindgren, a first-round pick in the 2018 NHL Entry Draft, and a seventh-round pick in the 2019 NHL Entry Draft in exchange for Rick Nash on February 25, 2018.
Pavel Buchnevich	Rangers third round choice, 75th overall, in the 2013 NHL Entry Draft.
Filip Chytil	Rangers first round choice, 21st overall, in the 2017 NHL Entry Draft.
Brandon Crowley	Rangers fourth round choice, 123rd overall, in the 2017 NHL Entry Draft.
Sean Day	Rangers third round choice, 81st overall, in the 2016 NHL Entry Draft.
Tony DeAngelo	From the Arizona Coyotes with a first-round pick in the 2017 NHL Entry Draft in exchange for Derek Stepan and Antti Raanta on June 23, 2017.
Phillip Di Giuseppe	Signed as a free agent on July 18, 2019.
Jake Elmer	Signed as an undrafted free agent on March 15, 2019.
Jesper Fast	Rangers sixth round choice, 157th overall, in the 2010 NHL Entry Draft.
Steven Fogarty	Rangers third round choice, 72nd overall, in the 2011 NHL Entry Draft.
Gabriel Fortaine	Rangers sixth round choice, 171st overall, in the 2016 NHL Entry Draft.
Adam Fox	From the Carolina Hurricanes in exchange for a second-round pick in the 2019 NHL Entry Draft and a conditional third-round pick in the 2020 NHL Entry Draft on April 30, 2019.
Alexandar Georgiev	Signed as an undrafted free agent on July 19, 2017.
Tim Gettinger	Rangers fifth round choice, 141st overall, in the 2016 NHL Entry Draft.
Ryan Groppe	Rangers second round choice, 41st overall, in the 2015 NHL Entry Draft.
Libor Hajek	From the Tampa Bay Lightning with Vladislav Namestnikov, Brett Howden, a first-round pick in the 2018 NHL Entry Draft, and a second-round pick in the 2019 NHL Entry Draft in exchange for Ryan McDonagh and J.T. Miller on February 26, 2018.
Brett Howden	From the Tampa Bay Lightning with Vladislav Namestnikov, Libor Hajek, a first-round pick in the 2018 NHL Entry Draft, and a second-round pick in the 2019 NHL Entry Draft in exchange for Ryan McDonagh and J.T. Miller on February 26, 2018.
Adam Huska	Rangers seventh round choice, 184th overall, in the 2015 NHL Entry Draft.
Kaapo Kakko	Rangers first round choice, second overall, in the 2019 NHL Entry Draft.
Joey Keane	Rangers third round choice, 88th overall, in the 2018 NHL Entry Draft.
Vitali Kravtsov	Rangers first round choice, ninth overall, in the 2018 NHL Entry Draft.
Chris Kreider	Rangers first round choice, 19th overall, in the 2009 NHL Entry Draft.
Dawson Leedahl	Signed as an undrafted free agent on May 8, 2017.
Brendan Lemieux	From the Winnipeg Jets with a first-round pick in the 2019 NHL Entry Draft in exchange for Kevin Hayes on February 25, 2019.
Vinni Lettieri	Signed as an undrafted free agent on March 27, 2017.
Ryan Lindgren	From the Boston Bruins with Ryan Spooner, Matt Beleskey, a first-round pick in the 2018 NHL Entry Draft, and a seventh-round pick in the 2019 NHL Entry Draft in exchange for Rick Nash on February 25, 2018.
Henrik Lundqvist	Rangers seventh round choice, 205th overall, in the 2000 NHL Entry Draft.
Greg McKegg	Signed as a free agent on July 1, 2019.
Ville Meskanen	Signed as an undrafted free agent on May 3, 2018.
Vladislav Namestnikov	From the Tampa Bay Lightning with Libor Hajek, Brett Howden, a first-round pick in the 2018 NHL Entry Draft, and a second-round pick in the 2019 NHL Entry Draft in exchange for Ryan McDonagh and J.T. Miller on February 26, 2018.
Patrick Newell	Signed as an undrafted free agent on March 30, 2019.
Boo Nieves	Rangers second round choice, 59th overall, in the 2012 NHL Entry Draft.
Danny O'Regan	Signed as a free agent on July 1, 2019.
Artemi Panarin	Signed as a free agent on July 1, 2019.
Darren Raddysh	From the Chicago Blackhawks in exchange for Peter Holland on February 18, 2019.
Tarmo Reunanen	Rangers fourth round choice, 98th overall, in the 2016 NHL Entry Draft.
Ty Ronning	Rangers seventh round choice, 201st overall, in the 2016 NHL Entry Draft.
Yegor Rykov	From the New Jersey Devils with a second-round pick in the 2018 NHL Entry Draft in exchange for Michael Grabner on February 22, 2018.
Igor Shesterkin	Rangers fourth round choice, 118th overall, in the 2014 NHL Entry Draft.
Brady Skjei	Rangers first round choice, 28th overall, in the 2012 NHL Entry Draft.
Brendan Smith	From the Detroit Red Wings in exchange for a third-round pick in the 2017 NHL Entry Draft and a second-round pick in the 2018 NHL Entry Draft on February 28, 2017.
Marc Staal	Rangers first round choice, 12th overall, in the 2005 NHL Entry Draft.
Ryan Strome	From the Edmonton Oilers in exchange for Ryan Spooner on November 16, 2018.
Jacob Trouba	From the Winnipeg Jets in exchange for Neal Pionk and a first-round pick in the 2019 NHL Entry Draft on June 17, 2019.
Mika Zibanejad	From the Ottawa Senators with a second-round pick in the 2018 NHL Entry Draft in exchange for Derick Brassard and a seventh-round pick in the 2018 NHL Entry Draft on July 18, 2016.



HARTFORD WOLF PACK

19 20



HARTFORD WOLF PACK SCHEDULE

OCTOBER 2019

SUN	MON	TUE	WED	THU	FRI	SAT
		1	2	3	4	5 CHA 7:00P
6 BRI 3:00P	7	8	9	10	11	12 SPR 7:00P
13 ROC 3:00P	14	15	16	17	18 SPR 7:00P	19 BNG 7:00P
20	21	22	23	24	25 LAV 7:00P	26 BRI 7:00P
27 BRI 3:00P	28	29	30 LAV 7:00P	31		

NOVEMBER 2019

SUN	MON	TUE	WED	THU	FRI	SAT
					1 LAV 7:00P	2 BEL 7:00P
					8 HER 7:00P	9 BEL 7:00P
10 PRO 7:00P	11	12	13	14	15 PRO 7:00P	16 PRO 7:00P
17	18	19	20 SYR* 10:00A	21	22 ROC 7:00P	23 SYR 7:00P
24	25	26	27	28	29	30 LV 7:00P

*Scheduling Game

DECEMBER 2019

SUN	MON	TUE	WED	THU	FRI	SAT
1 HER 3:00P	2	3	4	5	6 SPR 7:00P	7 BNG 7:00P
8 PRO 3:00P	9	10	11 BNG 7:00P	12	13 LV 7:00P	14 LV 7:00P
15	16	17 CHA 7:00P	18 CHA 7:00P	19	20	21 PRO 7:00P
22	23	24	25	26	27 BRI 3:00P	28 PRO 7:00P
29	30	31 BRI 3:00P				

JANUARY 2020

SUN	MON	TUE	WED	THU	FRI	SAT
			1	2	3 PRO 7:00P	4 UTI 7:00P
					10 CHA 7:00P	11 WBS 7:00P
			8 HER 7:00P	9	16 UTI 7:00P	17 UTI 7:00P
			15 UTI 7:00P	16	24 BRI 7:00P	25 LV 7:00P
					31 SPR 7:00P	

FEBRUARY 2020

SUN	MON	TUE	WED	THU	FRI	SAT
						1 SPR 7:00P
2	3	4	5 SPR 7:00P	6	7 CHA 7:00P	8 CHA 7:00P
9	10	11	12 WBS 7:00P	13	14 LV 7:00P	15 LV 7:00P
16	17	18	19	20	21 SPR 7:00P	22 WBS 7:00P
23 BRI 3:00P	24	25	26	27	28 BNG 7:00P	29 BRI 7:00P

MARCH 2020

SUN	MON	TUE	WED	THU	FRI	SAT
1 PRO 7:00P	2	3	4	5	6 HER 7:00P	7 HER 7:00P
8 SPR 7:00P	9	10	11 PRO 7:00P	12	13 SPR 7:00P	14 BRI 7:00P
15	16	17	18 SPR 7:00P	19	20 CHA 7:00P	21 PRO 7:00P
22	23	24	25 CHA 7:00P	26	27 BRI 7:00P	28 UTI 7:00P
29	30	31				

All starting times Eastern and subject to change.

HOME

AWAY

APRIL 2020

SUN	MON	TUE	WED	THU	FRI	SAT
			1	2	3 WBS 7:00P	4 WBS 7:00P
5 BRI 3:00P	6	7	8 BRI 7:00P	9	10 LV 7:00P	11 WBS 7:00P

BEL Belleville Senators
BNG Binghamton Devils
BRI Bridgeport Sound Tigers
CHA Charlotte Checkers
HER Hershey Bears
LAV Laval Rocket
LV Lehigh Valley Phantoms

PRO Providence Bruins
ROC Rochester Americans
SPR Springfield Thunderbirds
SYR Syracuse Crunch
TOR Toronto Marlies
UTI Utica Comets
WBS W-B/Scranton Penguins



f /HARTFORDWOLFPACK @WOLFPACKAHL i /HARTFORD_WOLFPACK

HARTFORDWOLFPACK.COM

860-722-9425

WWW.HARTFORDWOLFPACK.COM/DAILYDEALS

HARTFORD WOLF PACK TEAM PERSONNEL, 2019-20

EXECUTIVE MANAGEMENT

General Manager, New York Rangers/Governor, Hartford Wolf Pack	Jeff Gorton
General Manager, Hartford Wolf Pack	Chris Drury
General Manager, XL Center	Ben Weiss

HOCKEY CLUB PERSONNEL

Head Coach	Kris Knoblauch
Assistant General Manager, Hartford Wolf Pack	Pat Boller
Associate Head Coach	Gord Murphy
Assistant Coach	David Cunneiff
Goaltending Coach	Eric Raymond
Skills Coach	Brock Ballard
Athletic Trainer	Brian Fairbrother
Strength and Conditioning Coach	John Sardos
Assistant Athletic Trainer	Jared Degler
Assistant Strength and Conditioning Coach	Tim Sesko
Equipment Manager	Craig Lewis
Assistant Equipment Manager	Mark Riepe
Video Coach	Chris Hoeler

FRONT OFFICE

Vice-President, Corporate Sales	Bryan Dooley
Director of Ticket Sales	Dave Romeiko
Director of Finance	Ashley Shea
Director of Premium Seating	Doug Hagen
Director of Marketing & Business Development	Danielle Griebel
Director of Broadcasting & Public Relations	Bob Crawford
Senior Manager of Community Relations & Game Presentation	Franky Berrian
Senior Marketing Manager	Yasmeen Badich
Marketing Manager	Jessica Charlton
Corporate Sales Manager	Rose LeBlanc
Box Office Manager	Ruth Clarke-Olen
Assistant Box Office Manager	Jill Atkinson
Sales Manager	James Warner
Account Executive	Kent Ahern
Account Executive	J.P. McCooe
Executive Assistant	Elyse O'Connell
Event Coordinator	Del Araujo
Sales Coordinator	Brendan O'Halloran
Graphic Designer	Gary Goldberg-O'Maxfield



KRIS KNOBLAUCH

Head Coach | Kris Knoblauch enters his first season with the Hartford Wolf Pack as the team's Head Coach after being named the seventh Head Coach in the franchise's history on July 29, 2019.

Knoblauch, 41, joins the Rangers organization with 13 seasons of coaching experience, including parts of seven seasons as a head coach. Most recently, he served as an Assistant Coach with the Philadelphia Flyers for the past two seasons (2017-18 and 2018-19). Prior to joining the Flyers, Knoblauch served as a Head Coach for seven consecutive seasons (2010-11 – 2016-17), first with the Kootenay Ice of the Western Hockey League (WHL) in 2010-11 and 2011-12, and then with the Erie Otters of the

Ontario Hockey League (OHL) for parts of five seasons from 2012-13 – 2016-17. Over Knoblauch's seven seasons as a head coach with Kootenay and Erie, his teams posted a 298-130-16-13 record in 457 regular season games (.684 points percentage). In his first season with Kootenay in 2010-11, Knoblauch helped the team win the WHL Championship, as the Ice won 16 of 19 WHL playoff games.

In Knoblauch's four full seasons with Erie (2013-14 – 2016-17), the Otters posted a 204-58-7-3 record (.768 points percentage). Erie won at least 50 games in all four seasons, becoming the first team in the history of the Canadian Hockey League (CHL; comprised of the Ontario Hockey League, Quebec Major Junior Hockey League, and Western Hockey League) to post four consecutive 50-win seasons. During Knoblauch's tenure with Erie, the Otters won the OHL Championship in 2016-17, won the Hamilton Spectator Trophy for having the OHL's best regular season record in back-to-back seasons (2015-16 and 2016-17), and in addition to their Championship in 2016-17, also advanced to the OHL Championship in 2014-15. Knoblauch received the Matt Leyden Trophy as the OHL's Coach of the Year in 2015-16, and he was named to the OHL's Second All-Star Team in 2013-14. Over his seven seasons as a head coach in either the OHL or WHL, Knoblauch played a key role in the development of numerous NHL players, including Connor McDavid, Alex DeBrincat, Sam Reinhart, and Dylan Strome.

Prior to becoming being named Kootenay's Head Coach, the Imperial, Saskatchewan native served as an Assistant Coach with Kootenay for three seasons (2007-08 – 2009-10). He began his coaching career as an Assistant Coach with the Prince Albert Raiders of the WHL for one season (2006-07). Knoblauch served as an Assistant Coach with Canada at the 2017 IIHF World Junior Championship, helping Canada earn a silver medal. Knoblauch also served as the Head Coach for Canada-Red at the 2015 World U17 Hockey Challenge.

Knoblauch was selected by the New York Islanders in the seventh round, 166th overall, of the 1997 NHL Entry Draft. He played parts of four seasons of junior hockey in the WHL (1995-96 – 1998-99) with the Red Deer Rebels, Edmonton/Kootenay Ice, and Lethbridge Hurricanes, followed by five seasons (1999-00 – 2003-04) at the University of Alberta.



GORD MURPHY

Associate Head Coach | Gord Murphy enters his first season with the Wolf Pack coaching staff after being named Associate Head Coach on August 2, 2019.

Murphy, 52, joins the Rangers organization after spending parts of the last 16 seasons as an Assistant Coach in the NHL (2002-03 – 2018-19). Most recently, he served parts of five seasons as an Assistant Coach with the Philadelphia Flyers (2014-15 – 2018-19), and he was on the same coaching staff as current Wolf Pack Head Coach Kris Knoblauch for parts of two seasons with the Flyers (2017-18 and 2018-19). During his tenure with the Flyers, Murphy assisted in the development of several defensemen. In his second season with Philadelphia, Flyers defenseman Shayne Gostisbehere was named to the NHL's All-Rookie Team. During the 2017-18 season, Flyers defenseman Ivan Provorov tied for first among NHL defensemen in goals with 17.

Murphy has also served as an Assistant Coach with the Columbus Blue Jackets (2002-03 – 2009-10) and Florida Panthers (2010-11 – 2013-14) in his coaching career. In addition, he was a member of Canada's coaching staff at the 2014 IIHF U18 World Championship, and he helped Canada earn a bronze medal in the tournament.

Prior to beginning his coaching career, Murphy played parts of 14 seasons in the NHL (1988-89 – 2001-02) with the Philadelphia Flyers, Boston Bruins, Florida Panthers, and Atlanta Thrashers. The defenseman skated in 862 career NHL games, registering 85 goals and 238 assists for 323 points, along with 668 penalty minutes. During his NHL career, the Willowdale, Ontario native was a member of an expansion team twice (Florida – 1993-94; Atlanta – 1999-00), and he helped the Panthers advance to the Stanley Cup Finals in 1995-96.



COACHING STAFF



DAVID CUNIFF

Assistant Coach | David Cuniff enters his first season with the Hartford Wolf Pack as the team's Assistant Coach.

Cuniff joins the Rangers organization with 17 years of coaching experience in the AHL (2002-03 – 2018-19). Most recently, he was a member of the Iowa Wild's coaching staff for four seasons (2015-16 – 2018-19), serving as an Associate Coach, as well as the team's Interim Head Coach for part of the 2015-16 season. In addition, he served 12 seasons as either the Associate Coach or Assistant Coach with the San Jose Sharks' AHL affiliate, as well as one season with the Albany Devils.

In addition to his coaching experience, Cuniff played parts of five seasons in professional hockey. After recording 29 points in 27 games with Salem State College in 1995-96, the Boston, Massachusetts native played with the Albany River Rats of the American Hockey League, as well as with the Jacksonville Lizard Kings, the Raleigh IceCaps, the Louisiana IceGators, and the Richmond Renegades of the ECHL.



ERIC RAYMOND

Goaltending Coach | Eric Raymond enters his fourth season with the Wolf Pack and his second season in an expanded role as the team's Goaltending Coach.

In his expanded role, Raymond oversees the development of Wolf Pack goaltenders. In addition, as a Goaltending Consultant for the Rangers, he works with Rangers Assistant Coach & Goaltending Coach Benoit Allaire and Goaltending Consultant Jeff Malcolm to evaluate and develop goaltenders throughout the Rangers organization.

Raymond, 47, continues in his expanded role in the Rangers organization after spending eight seasons (2010-11 – 2017-18) as the Goaltending Coach for the Halifax Mooseheads of the Quebec Major Junior Hockey League (QMJHL). As Halifax's Goaltending Coach, Raymond helped the team win the President's Cup as QMJHL Champions and the Memorial Cup during the 2012-13 season. During his tenure with the Mooseheads, Raymond oversaw the development of goaltenders such as Zach Fucale, who was selected in the second round of the 2013 NHL Entry Draft, and Alexis Gravel, who was selected in the 2018 NHL Entry Draft. Prior to working with Halifax, he began his junior coaching career with the Montreal Juniors in the QMJHL, where he helped develop current goaltenders such as Jake Allen and J-F Berube. Raymond helped Canada earn a gold medal while serving as the team's Goaltending Coach at the 2018 IIHF World Junior Championship, and he also served as the Goaltending Coach for McGill University during the 2017-18 season.

Prior to beginning his coaching career, the Montreal, Quebec native played professional hockey for parts of 16 seasons in North America and Europe. He played three seasons of junior hockey in the QMJHL, where Allaire was his Goaltending Coach with the Laval Titan (1989-90) and with the Verdun College-Francais (1991-92). Raymond won the Memorial Cup in both seasons when Allaire was the Goaltending Coach of his team.



CHRIS HOELER

Video Coach | Chris Hoeler begins his first season with the Hartford Wolf Pack as the team's Video Coach.

Hoeler joins the Rangers organization after spending last season as the Director of Hockey Operations for the Chicago Steel of the United States Hockey League (USHL). Prior to working with the Steel, he worked one season with Harvard University's women's hockey team as the team's Video & Analytics Coordinator. Hoeler has also worked with the Danbury Titans in the Federal Hockey League in his career.



PAT BOLLER

Assistant General Manager | Pat Boller enters his 13th season with the Hartford Wolf Pack and his eighth season as the team's Assistant General Manager.

Boller served as an Assistant Coach with Hartford for 10 seasons (2007-08 - 2016-17) in addition to his role as the team's Assistant General Manager. In his role as the team's Assistant Coach, Boller served the team as a bench coach and video analyst. Boller added the title of Assistant General Manager prior to the start of the 2012-13 season.

Boller, 46, joined Hartford after serving nine years in the Rangers organization as a Coaches Assistant and Director of Operations, Madison Square Garden Training Center. In this capacity, he worked closely with Video Analyst Jerry Dineen to prepare video, as well as assisting with pre-scouting and tracking statistics. He also helped coordinate team travel and scheduling.

Boller was also instrumental in organizing and assisting with summer prospect and development camps, working closely with Rangers' prospects on and off the ice. The summer months also involved setting up player rehab and offseason programs in preparation for the coming season.

A former college hockey player and assistant captain at SUNY Potsdam, Boller was a member of the coaching staff at Manhattanville College in Purchase, New York. During his tenure, Manhattanville won the ECAC Championship in three consecutive seasons (2005, 2006, and 2007). He helped lead Manhattanville to an appearance in the Division III Final Eight in 2005 and 2006, and a Final Four appearance in 2007. The Queens, New York native made it to the international stage in 2006 as Video Coach for USA Hockey at the World Junior Championship, serving under Head Coach Walt Kyle. In addition, Boller went on to coach at the USA Select 15 Festival in both 2006 and 2007.



AMERICAN HOCKEY LEAGUE 2018-19 FINAL STANDINGS

EASTERN CONFERENCE		GP	W	L	OTL	SOL	PTS	PCT	GF	GA
1	Charlotte Checkers	76	51	17	7	1	110	.724	255	189
2	Syracuse Crunch	76	47	21	4	4	102	.671	264	187
3	Rochester Americans	76	46	23	5	2	99	.651	254	218
4	Bridgeport Sound Tigers	76	43	24	6	3	95	.625	233	228
5	Hershey Bears	76	43	25	4	4	94	.618	211	215
6	Toronto Marlies	76	39	24	9	4	91	.599	248	243
7	Providence Bruins	76	38	27	8	3	87	.572	228	212
8	Lehigh Valley Phantoms	76	39	30	4	3	85	.559	240	244
9	Cleveland Monsters	76	37	29	8	2	84	.553	232	234
10	Belleville Senators	76	37	31	3	5	82	.539	228	228
11	Wilkes-Barre/Scranton Penguins	76	36	30	7	3	82	.539	232	228
12	Springfield Thunderbirds	76	33	29	9	5	80	.526	250	241
13	Utica Comets	76	34	34	6	2	76	.500	224	257
14	Laval Rocket	76	30	34	6	6	72	.474	195	231
15	Hartford Wolf Pack	76	29	36	7	4	69	.454	209	266
16	Binghamton Devils	76	28	41	7	0	63	.414	201	278

WESTERN CONFERENCE		GP	W	L	OTL	SOL	PTS	PCT	GF	GA
1	Bakersfield Condors	68	42	21	3	2	89	.654	242	182
2	Chicago Wolves	76	44	22	6	4	98	.645	250	199
3	San Jose Barracuda	68	39	22	3	4	85	.625	227	197
4	San Diego Gulls	68	36	24	5	3	80	.588	239	221
5	Milwaukee Admirals	76	36	24	14	2	88	.579	217	207
6	Iowa Wild	76	37	26	8	5	87	.572	242	230
7	Grand Rapids Griffins	76	38	27	7	4	87	.572	217	222
8	Colorado Eagles	68	36	27	4	1	77	.566	191	205
9	Manitoba Moose	76	39	30	5	2	85	.559	197	219
10	Tucson Roadrunners	68	34	26	5	3	76	.559	206	202
11	Texas Stars	76	37	31	4	4	82	.539	238	231
12	Rockford IceHogs	76	35	31	4	6	80	.526	184	214
13	Stockton Heat	68	31	31	4	2	68	.500	235	252
14	San Antonio Rampage	76	31	38	6	1	69	.454	196	244
15	Ontario Reign	68	25	33	6	4	60	.441	213	274

HARTFORD WOLF PACK 2018-19 REGULAR SEASON SCORING

PLAYER	POS.	GP	G	A	PTS	+/-	PIM	PPG	SHG	GWG	S	S%
John Gilmour	D	70	20	34	54	-11	31	5	0	5	170	11.8
Steven Fogarty	C	66	21	31	52	-21	50	5	3	2	117	17.9
Peter Holland	C	52	20	29	49	-8	50	7	1	4	154	13.0
Vinni Lettieri	RW	48	23	25	48	-10	22	8	1	3	182	12.6
Ville Meskanen	RW	70	12	22	34	-13	18	2	0	2	125	9.6
Darren Raddysh	D	Total 76	9	21	30	-4	36	2	0	3	138	6.5
	HFD	22	1	3	4	-10	16	0	0	0	32	3.1
Tim Gettinger	LW	64	14	13	27	-20	27	6	0	2	116	12.1
Ryan Gropp	LW	61	11	15	26	-12	18	3	0	3	83	13.3
Gabriel Fontaine	C	72	11	15	26	-10	18	3	3	0	101	10.9
Cole Schneider	LW	36	13	12	25	-2	33	6	0	2	82	15.9
Matt Beleskey	LW	53	5	17	22	-10	55	2	0	0	103	4.9
Chris Bigras	D	52	3	19	22	5	36	0	1	1	76	3.9
Bobby Butler	RW	69	8	12	20	-26	20	2	1	2	95	8.4
Lias Andersson	C	36	6	14	20	-24	25	1	1	0	70	8.6
Connor Brickley	LW	Total 52	9	8	17	-11	20	2	0	3	74	12.2
	HFD	13	2	4	6	E	2	0	0	0	18	11.1
Brandon Crawley	D	50	3	12	15	-12	111	1	0	0	78	3.8
Sean Day	D	46	3	11	14	-23	8	1	0	0	59	5.1
Ryan Lindgren	D	65	0	12	12	-1	94	0	0	0	57	0.0
Rob O'Gara	D	47	3	8	11	3	64	0	1	0	44	6.8
Shawn O'Donnell	RW	53	5	3	8	4	54	0	0	0	51	9.8
Boo Nieves	C	16	3	5	8	-8	6	0	0	0	18	16.7
Julius Bergman	D	Total 43	0	8	8	-12	14	0	0	0	31	0.0
	HFD	10	0	2	2	-3	2	0	0	0	4	0.0
Michael Lindqvist	LW	16	3	4	7	-3	8	1	0	0	21	14.3
Shawn St. Amant	RW	44	3	3	6	-9	39	0	0	0	41	7.3
Ty Ronning	RW	23	4	1	5	-7	10	0	0	0	30	13.3
Libor Hajek	D	58	0	5	5	-26	36	0	0	0	72	0.0
Jake Elmer	RW	5	2	2	4	-1	4	0	0	0	11	18.2
Ryan Dmowski	LW	10	1	3	4	-1	4	0	0	0	22	4.5
Nick Jones	C	10	2	1	3	-1	4	1	0	0	14	14.3
Josh Wesley	D	Total 21	1	2	3	-2	19	0	0	0	26	3.8
	HFD	15	1	0	1	-2	13	0	0	0	16	6.3
Vince Pedrie	D	7	0	3	3	-2	4	0	0	0	11	0.0
Lewis Zorner-Gossage	RW	5	2	0	2	1	0	0	0	1	6	33.3
Alex Kile	LW	2	1	0	1	-2	0	0	0	0	3	33.3
Drew Melanson	LW	10	1	0	1	-2	4	0	0	0	9	11.1
Shawn McBride	C	5	0	1	1	E	0	0	0	0	1	0.0
Matt Register	D	5	0	1	1	-2	0	0	0	0	5	0.0
Patrick Newell	C	6	0	1	1	-3	4	0	0	0	7	0.0
Dustin Tokarski	G	21	0	1	1	-	6	0	0	0	0	0.0
Terrence Wallin	C	23	0	1	1	-6	7	0	0	0	22	0.0
Chris Nell	G	2	0	0	0	-	0	0	0	0	0	0.0
Matt Finn	D	4	0	0	0	1	2	0	0	0	4	0.0
Greg Chase	LW	5	0	0	0	-1	4	0	0	0	2	0.0
Zac Lynch	C	6	0	0	0	-1	0	0	0	0	7	0.0
Adam Huska	G	9	0	0	0	-	0	0	0	0	0	0.0
Zach Tolkien	D	9	0	0	0	-5	4	0	0	0	4	0.0
Alexandar Georgiev	G	11	0	0	0	-	4	0	0	0	0	0.0
Brandon Halverson	G	19	0	0	0	-	2	0	0	0	1	0.0
Marek Mazanec	G	20	0	0	0	-	0	0	0	0	0	0.0
Dawson Leedahl	LW	29	0	0	0	-1	22	0	0	0	27	0.0

GOALTENDER	GP	MINS	W	L	OT	SO	GA	GAA	SA	SV	SV%
Chris Nell	2	71:11	1	0	0	0	1	0.84	37	36	.973
Marek Mazanec	20	1,154:58	7	8	4	0	58	3.01	596	538	.903
Dustin Tokarski	21	1,140:35	10	6	2	1	59	3.10	596	537	.901
Brandon Halverson	19	1,075:27	8	8	3	0	57	3.18	533	476	.893
Adam Huska	9	504:57	1	5	2	0	29	3.45	261	232	.889
Alexandar Georgiev	11	623:44	2	9	0	0	38	3.66	324	286	.883

MSG NETWORK TEAM



SAM ROSEN

TV PLAY-BY-PLAY | Sam Rosen has been calling play-by-play for the New York Rangers on MSG Network since 1984 and the words he uttered on June 14, 1994 – “This one will last a lifetime!” – will be celebrated forever by the nearly two million Rangers fans that tuned in that evening to watch the Rangers clinch the Stanley Cup for the first time in 54 years.

One of the most knowledgeable and thorough play-by-play personalities in sports, Rosen has called games alongside some of hockey's greatest minds, including Hall-of-Famer Phil Esposito, former Rangers goaltender John Davidson and current partner Joe Micheletti. His broadcasting expertise extends beyond hockey as he continues to call weekly football games for the NFL on FOX. Rosen has won four New York Emmy Awards for MSG Networks' Rangers coverage and has been nominated eight times for achievement in play-by-play. Rosen worked alongside Hockey Hall of Fame broadcaster and current Rangers President John Davidson for 20 years. Rosen also called games for NHL Radio for 13 years (1996 - 2008), including 12 Stanley Cup Finals. He was inducted into the Jewish Sports Hall of Fame in 2008. Rosen was also the recipient of the 2016 Foster Hewitt Memorial Award from the Hockey Hall of Fame.



JOE MICHELETTI

TV ANALYST | Joe Micheletti was named MSG Network's New York Rangers television analyst in September 2006 after spending eight years serving in the same capacity for the New York Islanders on MSG+. Micheletti is also an analyst for NBC's coverage of the NHL.

Micheletti broke into broadcasting in 1985 as part of the St. Louis Blues radio team after a seven-year professional hockey career. He held the position for two years before joining the Blues in 1987 as an assistant coach. After spending three years behind the bench, Micheletti returned to broadcasting in 1991 as the color analyst for the Minnesota North Stars. He then returned to St. Louis, this time as the television analyst for the Blues. He has been a part of the broadcast team for five Winter Olympics with CBS, TNT and NBC, 20 Stanley Cup Finals, 15 NHL All-Star games, and the World Cup of Hockey. Micheletti can also be heard doing national radio for NBC/Westwood One. Micheletti has earned numerous New York Emmy nominations for his work with MSG Networks, most recently in 2016.

MSG NETWORK TEAM



JOHN GIANNONE

TV REPORTER/PLAY-BY-PLAY | John Giannone is a host and reporter for MSG Network's Rangers telecasts, providing in-game analysis and commentary from between the benches, while conducting player interviews during intermission and pre- and post-game shows. Giannone joined MSG Networks in 2002 and has worked in many roles, including play-by-play, host, anchor and reporter for a variety of games and programs on the network. Giannone has received five Emmy Awards for his role in Rangers coverage between

2008 and 2015.

Prior to joining MSG Networks, Giannone was a field reporter for CNN SI and spent nine years as a writer covering the Islanders, Jets, Giants, and Mets for the NY Post and the Mets, Rangers and Yankees for The Daily News.



AL TRAUTWIG

TV STUDIO HOST/REPORTER | Al Trautwig has been a staple on MSG Networks since he joined the network in 1989 and is currently the pregame, postgame and intermission host for the Rangers.

Trautwig's work has been recognized numerous times throughout his career. He won the New York Sportscaster of the Year award in 2000 and has received five New York Emmy Awards for sports writing (2012) and on-camera achievement (1996, 1997, 2000, and 2008). Trautwig has also been part of seven New York Emmy Award-winning teams at MSG Networks for "Outstanding Live Sports Coverage: Series" – for the Yankees in 1999 and 2000; the Knicks in 1992, 1997 and 2011; and the Rangers in 1994 and 2009. In addition to his duties with MSG Networks, Trautwig has been a part of the Olympic broadcast team 18 times, including the 2012 Olympic Games in London, Sochi 2014, Rio de Janeiro 2016, and PyeongChang 2018.

MSG NETWORK TEAM



BILL PIDTO

STUDIO HOST | Bill Pidto joined MSG Networks in 2009 and currently serves as a studio host for Knicks games, as well as the host of the New York Emmy Award-winning “MSG 150” sportscast that airs during Knicks and Rangers games. This past summer, Pidto also hosted the popular, expanded version of the “MSG 150,” which featured engaging conversation and nightly analysis of the latest news in sports.

Prior to his work with MSG Networks, Pidto was an anchor at ESPN from 1993 to 2008 where he hosted “SportsSmash” in the inaugural year of ESPN2 and anchored “NHL 2Night,” “NFL Primetime,” “Baseball Tonight” and “SportsCenter” during his tenure. Pidto began his broadcasting career as a sports anchor and reporter for WVBR radio in Ithaca, New York. After graduating from Cornell in 1987, Pidto worked as a sports director in Binghamton, NY and as a sports anchor in Syracuse, NY.



ANSON CARTER

STUDIO ANALYST | NHL veteran Anson Carter serves as studio analyst for MSG Network’s coverage of the New York Rangers. In addition, Carter works as a studio analyst for NBC Sports Group’s coverage of the NHL regular season, Stanley Cup Playoffs and Stanley Cup Final. He also recently made his Olympic broadcasting debut as a studio analyst for NBC Sports’ hockey coverage during the 2018 PyeongChang Winter Olympics. Over the course of his 11 NHL seasons from 1996 through 2007, Carter played in 674 games, producing 202

goals and 219 assists with the New York Rangers and seven other teams. In 2005, Carter founded Big Up Entertainment, a production company that produces and develops film & TV shows as well as music. A native of Toronto, Ontario, Carter attended Michigan State University and currently resides in Atlanta, Georgia.



STEVE VALIQUETTE

STUDIO ANALYST | Steve Valiquette joined MSG Networks in 2014 and returns this season as a studio analyst for coverage of the New York Rangers. Valiquette won a New York Emmy Award for best sports analyst in 2019 for his work on MSG Network. Valiquette played in the NHL for parts of six seasons with three teams, including the New York Rangers and New York Islanders. Valiquette made his first NHL start with the Islanders on March 16, 2000 in a 4-2 win against the Atlanta Thrashers. The popular goaltender made his

NHL playoff debut with the Rangers in 2009 against the Washington Capitals. After a 15-year playing career Valiquette joined the Quinnipiac Bobcats NCAA Division I coaching staff in 2011. In 2012-2013 he worked for the New York Islanders as a goalie consultant developing goalies within the Islanders system as well as scouting. Additionally, Valiquette has a hockey analytics business (Clear Sight Analytics), which rates scoring chances in the NHL as well as year-round (Clear Sight Development), which is a coaching platform that mentors young goalies across Connecticut and Tri State area 12 months a year.

MSG NETWORK TEAM



KENNY ALBERT

RADIO PLAY-BY-PLAY | Kenny Albert, a 2016 nominee for a National Sports Emmy Award in the play-by-play category, returns for his 24th season as the radio voice of the Rangers. The only play-by-play broadcaster currently calling all four major sports (as well as boxing), Albert has also called hockey at the last five Winter Olympics (including the men's and women's gold medal hockey games in 2018) and Track and Field at the 2016 Summer Olympics for NBC, and Premier Boxing Champions for both FOX and NBC. He has been at the mic for five NFC Divisional playoff games, the 2007 and 2009 Sugar Bowls, 2008 Orange Bowl, 2008 Pro Bowl and 2011 Cotton Bowl for FOX; the "world feed" of Super Bowl XLVI in February 2012; and Knicks games on MSG Network. Albert called the last six NHL Western Conference Final series, as well as Game I of the 2014 Stanley Cup Final, for NBC. He is currently in his 26th season as a play-by-play announcer for the NFL on FOX. Albert has also called Major League Baseball on various FOX networks for the last 23 seasons, including post-season Division Series in 2001, 2015, 2016 and 2018. Albert called the Stanley Cup Final on NHL Radio/Westwood One in 1994, 1995, 2016, 2017, 2018 and 2019, two NHL All-Star Games on Westwood One, as well as five seasons of the NHL on FOX (1995-99). He has also called NHL regular season and playoff games on ESPN2, OLN, Versus, NBCSN and NBC. From 1992-95, Albert was the television voice of the Washington Capitals following two seasons as radio voice of the American Hockey League's Baltimore Skipjacks. He lives in New Jersey with wife Barbara and daughters Amanda and Sydney.



DON LA GRECA

RADIO PLAY-BY-PLAY | After many seasons of hosting the official Rangers' pre- and post-game shows on ESPN New York radio, Don La Greca is now a Rangers radio broadcaster as the fill-in play-by-play announcer for Kenny Albert.

La Greca also co-hosts "The Michael Kay Show" which airs from 3 to 7 p.m. weekdays on 98.7FM ESPN New York and Sirius XM satellite radio. La Greca has been with ESPN New York radio from its start and was the first voice listeners heard when the station launched on September 3, 2001.

La Greca is the creator and host of "Game Misconduct," a daily NHL podcast on ESPN's PodCenter.



DAVE MALONEY

RADIO/TV ANALYST | Former New York Rangers captain and defenseman Dave Maloney is entering his 15th season as part of MSG Network's broadcasting crew. At the age of 18, Maloney became the youngest player in Rangers history when he played his first game on December 18, 1974 and in 1978 became the youngest player to be named Rangers captain. After a decade in the NHL, Maloney took his first step into broadcasting by joining the Rangers radio crew while recovering from an injury during the 1984-85 season. He officially traded his skates for a microphone following the season and landed several broadcasting jobs in the years to follow, including with CTV in Canada, the Minnesota North Stars and Sports Channel.



JEFF FILIPPI
Senior Vice President
& Executive Producer,
MSG Networks



KEVIN MEININGER
Senior Coordinating Producer,
Remote Production,
MSG Network



LARRY ROTH
TV Director,
MSG Network



CHRIS EBERT
TV Producer,
MSG Network





The Garden of Dreams Foundation is a non-profit organization that works with The Madison Square Garden Company and MSG Networks Inc. to positively impact the lives of children facing obstacles. The Foundation works with 30 partner organizations throughout the tri-state area, including hospitals, wish organizations and community-based organizations, to reach children who are facing challenges such as homelessness, extreme poverty, illness and foster care.

Since it began in 2006, Garden of Dreams has used the magic of MSG and MSG Networks – including the Rangers, Knicks, Rockettes, Westchester Knicks, famed showplaces and two sports and entertainment networks – to brighten the lives of more than 375,000 children and their families. The Foundation takes pride in its commitment to truly change lives, hosting more than 500 events and programs each year.

In addition, through its Garden of Dreams Giving program, the Foundation provides grants that fund important projects such as the refurbishment of gymnasiums and pediatric areas at local hospitals, and the construction of new dance and music studios. The Foundation also meets the critical needs of college-bound high school seniors by providing four-year scholarships to help students achieve their educational goals.

For more information on the Garden of Dreams Foundation, please call 212-465-4170 or visit gardenofdreamsfoundation.org.





2018-19



SEASON IN REVIEW

FINAL NHL STANDINGS

EASTERN CONFERENCE

ATLANTIC		GP	W	L	OT	PTS	ROW	GF	GA
Tampa Bay	(1)	82	62	16	4	128	56	325	222
Boston	(2)	82	49	24	9	107	47	259	215
Toronto	(5)	82	46	28	8	100	46	286	251
Montreal	(9)	82	44	30	8	96	41	249	236
Florida	(10)	82	36	32	14	86	33	267	280
Buffalo	(13)	82	33	39	10	76	28	226	271
Detroit	(14)	82	32	40	10	74	29	227	277
Ottawa	(16)	82	29	47	6	64	29	242	302

METROPOLITAN		GP	W	L	OT	PTS	ROW	GF	GA
Washington	(3)	82	48	26	8	104	44	278	249
NY Islanders	(4)	82	48	27	7	103	43	228	196
Pittsburgh	(6)	82	44	26	12	100	42	273	241
Carolina	(7)	82	46	29	7	99	44	245	223
Columbus	(8)	82	47	31	4	98	45	258	232
Philadelphia	(11)	82	37	37	8	82	34	244	281
NY Rangers	(12)	82	32	36	14	78	26	227	272
New Jersey	(15)	82	31	41	10	72	28	222	275

WESTERN CONFERENCE

CENTRAL		GP	W	L	OT	PTS	ROW	GF	GA
Nashville	(3)	82	47	29	6	100	43	240	214
Winnipeg	(4)	82	47	30	5	99	45	272	244
St. Louis	(5)	82	45	28	9	99	42	247	223
Dallas	(6)	82	43	32	7	93	42	210	202
Colorado	(8)	82	38	30	14	90	36	260	246
Chicago	(10)	82	36	34	12	84	33	270	292
Minnesota	(11)	82	37	36	9	83	36	211	237

PACIFIC		GP	W	L	OT	PTS	ROW	GF	GA
Calgary	(1)	82	50	25	7	107	50	289	227
San Jose	(2)	82	46	27	9	101	46	289	261
Vegas	(7)	82	43	32	7	93	40	249	230
Arizona	(9)	82	39	35	8	86	35	213	223
Vancouver	(12)	82	35	36	11	81	29	225	254
Anaheim	(13)	82	35	37	10	80	32	199	251
Edmonton	(14)	82	35	38	9	79	32	232	274
Los Angeles	(15)	82	31	42	9	71	28	202	263

FINAL CONFERENCE STANDINGS

EASTERN	GP	W	L	OT	PTS	ROW	GF	GA
Tampa Bay	82	62	16	4	128	56	325	222
Boston	82	49	24	9	107	47	259	215
Washington	82	48	26	8	104	44	278	249
NY Islanders	82	48	27	7	103	43	228	196
Toronto	82	46	28	8	100	46	286	251
Pittsburgh	82	44	26	12	100	42	273	241
Carolina	82	46	29	7	99	44	245	223
Columbus	82	47	31	4	98	45	258	232
Montreal	82	44	30	8	96	41	249	236
Florida	82	36	32	14	86	33	267	280
Philadelphia	82	37	37	8	82	34	244	281
NY Rangers	82	32	36	14	78	26	227	272
Buffalo	82	33	39	10	76	28	226	271
Detroit	82	32	40	10	74	29	227	277
New Jersey	82	31	41	10	72	28	222	275
Ottawa	82	29	47	6	64	29	242	302

WESTERN	GP	W	L	OT	PTS	ROW	GF	GA
Calgary	82	50	25	7	107	50	289	227
San Jose	82	46	27	9	101	46	289	261
Nashville	82	47	29	6	100	43	240	214
Winnipeg	82	47	30	5	99	45	272	244
St. Louis	82	45	28	9	99	42	247	223
Dallas	82	43	32	7	93	42	210	202
Vegas	82	43	32	7	93	40	249	230
Colorado	82	38	30	14	90	36	260	246
Arizona	82	39	35	8	86	35	213	223
Chicago	82	36	34	12	84	33	270	292
Minnesota	82	37	36	9	83	36	211	237
Vancouver	82	35	36	11	81	29	225	254
Anaheim	82	35	37	10	80	32	199	251
Edmonton	82	35	38	9	79	32	232	274
Los Angeles	82	31	42	9	71	28	202	263

INDIVIDUAL SCORING LEADERS FOR ART ROSS TROPHY

PLAYER	TEAM	GP	G	A	PTS
Nikita Kucherov	TBL	82	41	87	128
Connor McDavid	EDM	78	41	75	116
Patrick Kane	CHI	81	44	66	110
Leon Draisaitl	EDM	82	50	55	105
Brad Marchand	BOS	79	36	64	100
Sidney Crosby	PIT	79	35	65	100
Nathan MacKinnon	COL	82	41	58	99
Johnny Gaudreau	CGY	82	36	63	99
Steven Stamkos	TBL	82	45	53	98
Aleksander Barkov	FLA	82	35	61	96
Mitchell Marner	TOR	82	26	68	94
Brayden Point	TBL	79	41	51	92
Jonathan Huberdeau	FLA	82	30	62	92
Blake Wheeler	WPG	82	20	71	91
Alex Ovechkin	WSH	81	51	38	89
John Tavares	TOR	82	47	41	88
Mikko Rantanen	COL	74	31	56	87
Artemi Panarin	CBJ	79	28	59	87
Claude Giroux	PHI	82	22	63	85

GOAL SCORING AND ASSISTS LEADERS

GOALS				ASSISTS			
PLAYER	TEAM	GP	G	PLAYER	TEAM	GP	A
Alex Ovechkin	WSH	81	51	Nikita Kucherov	TBL	82	87
Leon Draisaitl	EDM	82	50	Connor McDavid	EDM	78	75
John Tavares	TOR	82	47	Blake Wheeler	WPG	82	71
Steven Stamkos	TBL	82	45	Mitchell Marner	TOR	82	68
Patrick Kane	CHI	81	44	Brent Burns	SJS	82	67
Nikita Kucherov	TBL	82	41	Patrick Kane	CHI	81	66
Connor McDavid	EDM	78	41	Sidney Crosby	PIT	79	65
Nathan MacKinnon	COL	82	41	Brad Marchand	BOS	79	64
Brayden Point	TBL	79	41	Johnny Gaudreau	CGY	82	63
Alex DeBrincat	CHI	82	41	Claude Giroux	PHI	82	63
Cam Atkinson	CBJ	80	41	Jonathan Huberdeau	FLA	82	62
Jake Guentzel	PIT	82	40	Aleksander Barkov	FLA	82	61
Jeff Skinner	BUF	82	40	Artemi Panarin	CBJ	79	59
3 players tied with 38				Nathan MacKinnon	COL	82	58

ROOKIE SCORING LEADERS

PLAYER	TEAM	GP	G	A	PTS
Elias Pettersson	VAN	71	28	38	66
Brady Tkachuk	OTT	71	22	23	45
Rasmus Dahlin	BUF	82	9	35	44
Andreas Johnsson	TOR	73	20	23	43
Colin White	OTT	71	14	27	41
Anthony Cirelli	TBL	82	19	20	39
Andrei Svechnikov	CAR	82	20	17	37
Dominik Kahun	CHI	82	13	24	37
Jesper Kotkaniemi	MTL	79	11	23	34
3 Players tied with 33					

DEFENSEMEN SCORING LEADERS

PLAYER	TEAM	GP	G	A	PTS
Brent Burns	SJS	82	16	67	83
Mark Giordano	CGY	78	17	57	74
Morgan Rielly	TOR	82	20	52	72
John Carlson	WSH	80	13	57	70
Keith Yandle	FLA	82	9	53	62
Erik Gustafsson	CHI	79	17	43	60
Tyson Barrie	COL	78	14	45	59
Kris Letang	PIT	65	16	40	56
Roman Josi	NSH	82	15	41	56
Thomas Chabot	OTT	70	14	41	55
Victor Hedman	TBL	70	12	42	54
Torey Krug	BOS	64	6	47	53
Jacob Trouba	WPG	82	8	42	50
Ryan Suter	MIN	82	7	40	47
Jeff Petry	MTL	82	13	33	46
Ryan McDonagh	TBL	82	9	37	46
Seth Jones	CBJ	75	9	37	46
John Klingberg	DAL	64	10	35	45
Drew Doughty	LAK	82	8	37	45
Erik Karlsson	SJS	53	3	42	45

GOALTENDING LEADERS

GOALS AGAINST AVERAGE

GOALTENDER	TEAM	GP	GAA	GA	MIN
* Jordan Binnington	STL	32	1.89	59	1876:25
Ben Bishop	DAL	46	1.98	87	2637:18
Robin Lehner	NYI	46	2.13	93	2615:49
Thomas Greiss	NYI	43	2.28	87	2293:42
Jack Campbell	LAK	31	2.30	61	1592:46
Darcy Kuemper	ARI	55	2.33	126	3251:15
Jaroslav Halak	BOS	40	2.34	90	2308:07
Petr Mrazek	CAR	40	2.39	95	2386:51
Andrei Vasilevskiy	TBL	53	2.40	128	3203:45
Pekka Rinne	NSH	56	2.42	130	3219:44

WINS

GOALTENDER	TEAM	GP	W	L	OT	MIN
Andrei Vasilevskiy	TBL	53	39	10	4	3203:45
Sergei Bobrovsky	CBJ	62	37	24	1	3556:40
Martin Jones	SJS	62	36	19	5	3597:13
Frederik Andersen	TOR	60	36	16	7	3510:15
Carey Price	MTL	66	35	24	6	3880:15
Marc-Andre Fleury	VGK	61	35	21	5	3635:08
Connor Hellebuyck	WPG	63	34	23	3	3704:06
Braden Holtby	WSH	59	32	19	5	3406:34
Devan Dubnyk	MIN	67	31	28	6	3855:16
Pekka Rinne	NSH	56	30	19	4	3219:44

SAVE PERCENTAGE

GOALTENDER	TEAM	GP	SV%	W	L	OT	GA	SA	MIN
Ben Bishop	DAL	46	.934	27	15	2	87	1323	2637:18
Robin Lehner	NYI	46	.930	25	13	5	93	1323	2615:49
Jack Campbell	LAK	31	.928	10	14	1	61	845	1592:46
* Jordan Binnington	STL	32	.927	24	5	1	59	807	1876:25
Thomas Greiss	NYI	43	.927	23	14	2	87	1185	2293:42
Andrei Vasilevskiy	TBL	53	.925	39	10	4	128	1713	3203:45
Darcy Kuemper	ARI	55	.925	27	20	8	126	1677	3251:15
Laurent Brossoit	WPG	21	.925	13	6	2	49	652	1165:17
Anton Khudobin	DAL	41	.923	16	17	5	95	1232	2219:30
Jaroslav Halak	BOS	40	.922	22	11	4	90	1158	2308:07

SHUTOUTS

GOALTENDER	TEAM	GP	SO	W	L	OT	MIN
Sergei Bobrovsky	CBJ	62	9	37	24	1	3556:40
Marc-Andre Fleury	VGK	61	8	35	21	5	3635:08
Ben Bishop	DAL	46	7	27	15	2	2637:18
Andrei Vasilevskiy	TBL	53	6	39	10	4	3203:45
Robin Lehner	NYI	46	6	25	13	5	2615:49
Darcy Kuemper	ARI	55	5	27	20	8	3251:15
Jaroslav Halak	BOS	40	5	22	11	4	2308:07
Thomas Greiss	NYI	43	5	23	14	2	2293:42
* Jordan Binnington	STL	32	5	24	5	1	1876:25
Carey Price	MTL	66	4	35	24	6	3880:15

GAME SUMMARIES

OCTOBER

Oct. 4, Rangers 2 vs. Predators 3 - After neither team tallied a goal in the first period, Nashville opened the scoring at 3:54 of the second period. Jesper Fast recorded the Rangers' first goal of the season at 7:37 of the second period to tie the game, but the Predators regained a one-goal lead in the third period and never relinquished the lead for the remainder of the contest. Pavel Buchnevich tallied a goal in the final minute of regulation. Henrik Lundqvist stopped 30 of 32 shots he faced in the contest.

Shots: NYR - 36; NSH - 33

PP: NYR - 0-1/2:00; NSH - 0-1/2:00

3 Stars: I. C. Sissons (NSH); 2. H. Lundqvist (NYR); 3. P. Rinne (NSH)

Oct. 6, Rangers 1 at Sabres 3 - Buffalo opened the scoring with a power play goal in the first period and extended its lead to two by recording another power play goal in the second period. Brett Howden registered his first career NHL goal/point in the third period to cut the Rangers' deficit in half, but the Sabres added an empty-net goal to earn the win. Henrik Lundqvist stopped 26 of 28 shots he faced.

Shots: NYR - 44; BUF - 29

PP: NYR - 0-3/6:00; BUF - 2-4/7:04

3 Stars: I. C. Hutton (BUF); 2. C. Sheary (BUF); 3. J. Eichel (BUF)

Oct. 7, Rangers 5 at Hurricanes 8 - Jimmy Vesey opened the scoring 49 seconds into the contest and Chris Kreider extended the Rangers' lead to two at 6:02 of the first period. The Hurricanes tied the game before the end of the opening frame, and each team recorded two goals in the second period. Kreider's second goal of the game gave the Rangers a 5-4 lead in the third period, but Carolina responded by tallying four unanswered goals. In addition to Kreider, Vesey registered two goals in the contest for the Rangers.

Shots: NYR - 24; CAR - 40

PP: NYR - 1-4/5:39; CAR - 1-4/7:19

3 Stars: I. A. Svechnikov (CAR); 2. W. Foegele (CAR); 3. J. Martinook (CAR)

Oct. 11, Rangers 3 vs. Sharks 2 (OT) - San Jose opened the scoring with a shorthanded goal at 4:31 of the first period. Brett Howden recorded a goal at 13:52 of the opening frame to tie the game, but the Sharks regained a one-goal lead in the second period. Brendan Smith tallied a goal to tie the game with 2:39 remaining in regulation, and Brady Skjei registered the game-winning goal in overtime. Henrik Lundqvist made 41 saves to earn the win, and David Quinn earned his first career win as an NHL head coach, as well as his first win as the Rangers' Head Coach.

Shots: NYR - 27; SJS - 43

PP: NYR - 0-2/4:00; SJS - 0-3/6:00

3 Stars: I. H. Lundqvist (NYR); 2. B. Howden (NYR); 3. M. Sorensen (SJS)

Oct. 13, Rangers 1 vs. Oilers 2 - Mika Zibanejad tallied a goal to give the Rangers a 1-0 lead at 12:49 of the first period, but Edmonton tied the game less than two minutes later. The Oilers recorded a power play goal, which was the eventual game-winning goal, at 6:23 of the third period. Henrik Lundqvist stopped 25 of 27 shots he faced in the contest.

Shots: NYR - 24; EDM - 27

PP: NYR - 0-2/4:00; EDM - 1-4/7:12

3 Stars: I. C. McDavid (EDM); 2. C. Talbot (EDM); 3. M. Zibanejad (NYR)

Oct. 16, Rangers 3 vs. Avalanche 2 (SO) - Chris Kreider tallied a power play goal in the first period to give the Rangers a 1-0 lead. After Colorado tied the game, Kevin Hayes registered a goal at 10:53 of the second period to help the Rangers regain a one-goal lead. The Avalanche tied the contest in the final minute of the second period, and neither team recorded a goal in the third period and the five-minute overtime period. Kevin Shattenkirk tallied the game-deciding goal in the shootout. Henrik Lundqvist stopped 31 of 33 shots he faced in regulation/overtime and two of three shooters in the shootout to earn the win.

Shots: NYR - 43; COL - 33

PP: NYR - 1-6/11:18; COL - 1-3/3:38

3 Stars: I. K. Shattenkirk (NYR); 2. S. Varlamov (COL); 3. H. Lundqvist (NYR)

Oct. 17, Rangers 3 at Capitals 4 (OT) - Mika Zibanejad opened the scoring at 6:09 of the first period. The Capitals tallied two goals to take a 2-1 lead, but Jimmy Vesey tied the game with a power play goal in the second period. After Washington regained a one-goal lead, Chris Kreider recorded a power play goal at 10:25 of the third period to tie the game again. The Capitals won the game at 2:18 of overtime.

Shots: NYR - 32; WSH - 38

PP: NYR - 2-4/5:10; WSH - 2-4/6:42

3 Stars: I. A. Ovechkin (WSH); 2. J. Carlson (WSH); 3. N. Pionk (NYR)

Oct. 21, Rangers 1 vs. Flames 4 - Calgary opened the scoring with 3:00 remaining in the first period. The Flames extended their lead to two at 12:21 of the second period and took a 3-0 lead at 14:55 of the middle frame. Mika Zibanejad tallied a power play goal for the Rangers in the third period, and Calgary registered the final goal of the game with less than two minutes remaining in regulation.

Shots: NYR - 45; CGY - 26

PP: NYR - 1-2/2:43; CGY - 0-2/3:53

3 Stars: I. D. Rittich (CGY); 2. J. Gaudreau (CGY); 3. G. Hathaway (CGY)

GAME SUMMARIES

Oct. 23, Rangers 5 vs. Panthers 2 - Florida opened the scoring with a power play goal at 18:15 of the first period. The Rangers tallied three goals in the second period to take a 3-1 lead, and all three goals were scored on special teams (two power play goals and one shorthanded goal). New York extended its lead to three at 1:27 of the third period and recorded an empty-net goal in the final minute of regulation. Mika Zibanejad recorded four points (two goals, two assists), while Mats Zuccarello tallied two goals and Alexandar Georgiev made 36 saves to earn the win.

Shots: NYR - 22; FLA - 38

PP: NYR - 2-6/8:04; FLA - 1-4/5:54

3 Stars: I. M. Zibanejad (NYR); 2. M. Zuccarello (NYR); 3. N. Pionk (NYR)

Oct. 25, Rangers 1 at Blackhawks 4 - Chicago opened the scoring at 2:55 of the first period, but Pavel Buchnevich tied the game 74 seconds after the Blackhawks scored. Chicago regained a one-goal lead in the second period and tallied two goals in the third period.

Shots: NYR - 19; CHI - 37

PP: NYR - 0-2/4:00; CHI - 0-4/8:00

3 Stars: I. C. Crawford (CHI); 2. P. Kane (CHI); 3. H. Lundqvist (NYR)

Oct. 28, Rangers 3 at Kings 4 - Vladislav Namestnikov registered a goal at 11:11 of the first period to give the Rangers a 1-0 lead, and Tony DeAngelo tallied a goal at 7:42 of the second period to extend the Blueshirts' lead to two. The Kings recorded two power play goals in the second period to tie the game and took the lead with 9:32 remaining in the third period. Ryan Spooner tied the game with a goal at 15:16 of the third period, but Los Angeles recorded the game-winning goal in the final minute of regulation.

Shots: NYR - 25; LAK - 40

PP: NYR - 0-3/4:24; LAK - 2-4/3:25

3 Stars: I. I. Kovalchuk (LAK); 2. D. Brown (LAK); 3. T. DeAngelo (NYR)

Oct. 30, Rangers 4 at Sharks 3 (SO) - San Jose opened the scoring at 3:22 of the first period, but Mats Zuccarello tied the game less than one minute later. Chris Kreider tallied two goals in the third period to put the Rangers up 2-1 and 3-2, respectively, but the Sharks tied the game both times after Kreider scored. After neither team recorded a goal in overtime, Kevin Shattenkirk tallied a goal in the shootout and Henrik Lundqvist stopped all three shooters he faced to help the Rangers earn the win.

Shots: NYR - 37; SJS - 34

PP: NYR - 0-4/7:37; SJS - 0-2/3:21

3 Stars: I. C. Kreider (NYR); 2. B. Burns (SJS); 3. H. Lundqvist (NYR)

NOVEMBER

Nov. 1, Rangers 3 at Ducks 2 (SO) - After neither team tallied a goal in the first period, Kevin Hayes opened the scoring with a power play goal at 1:42 of the second period. The Ducks tied the game, but Brett Howden recorded a goal to help the Rangers regain a one-goal lead at 14:29 of the second period. Anaheim tied the game in the final minute of regulation, and after neither team scored in overtime, Mats Zuccarello and Mika Zibanejad recorded goals in the shootout to help the Rangers earn the win. Alexandar Georgiev made 28 saves in regulation/overtime and stopped both shooters he faced in the shootout.

Shots: NYR - 24; ANA - 30

PP: NYR - 1-3/4:57; ANA - 1-3/5:03

3 Stars: I. A. Georgiev (NYR); 2. R. Getzlaf (ANA); 3. R. Rakell (ANA)

Nov. 4, Rangers 3 vs. Sabres 1 - After neither team tallied a goal in the first period, Neal Pionk and Jimmy Vesey registered goals in a span of 19 seconds in the opening minute of the second period to give the Rangers a 2-0 lead. Buffalo cut its deficit in half in the third period, but Vesey recorded an empty-net goal to secure the win for the Rangers. Henrik Lundqvist made 39 saves in the contest.

Shots: NYR - 22; BUF - 40

PP: NYR - 0-1/2:00; BUF - 0-4/8:00

3 Stars: I. H. Lundqvist (NYR); 2. J. Vesey (NYR); 3. V. Namestnikov (NYR)

Nov. 6, Rangers 5 vs. Canadiens 3 - Montreal opened the scoring in the first minute of the game, but Chris Kreider tied the game before the end of the first period. After the Canadiens took a 3-1 lead in the second period, the Rangers recorded four unanswered goals, as Tony DeAngelo tallied a goal with 2:15 remaining in the second period, and Pavel Buchnevich, Neal Pionk, and Mika Zibanejad each recorded a goal in the third period. Kevin Hayes tallied three assists in the game and Henrik Lundqvist made 31 saves to earn the win.

Shots: NYR - 32; MTL - 34

PP: NYR - 0-6/8:46; MTL - 1-7/9:04

3 Stars: I. K. Hayes (NYR); 2. N. Pionk (NYR); 3. T. Tatar (MTL)

Nov. 9, Rangers 2 at Red Wings 3 (OT) - After neither team tallied a goal in the first period, Kevin Shattenkirk and Neal Pionk each recorded a power play goal in the second period to give the Rangers a 2-0 lead. The Red Wings recorded two goals in the third period to tie the game and won the contest in overtime. Henrik Lundqvist made 28 saves.

Shots: NYR - 30; DET - 31

PP: NYR - 2-4/5:45; DET - 0-2/4:00

3 Stars: I. J. Howard (DET); 2. D. Larkin (DET); 3. H. Lundqvist (NYR)

GAME SUMMARIES

Nov. 10, Rangers 5 at Blue Jackets 4 (SO) - Mika Zibanejad tallied the first goal of the game, but Columbus tied the game in the final minute of the first period. Each team recorded three goals in the second period, as the Rangers took a 3-1 lead before Columbus registered three unanswered goals, and Jimmy Vesey tied the game at 4 in the final minute of the second period. After neither team registered a goal in the third period or overtime, Vesey recorded the game-deciding goal in the fifth round of the shootout.

Shots: NYR - 19; CBJ - 38

PP: NYR - 0-2/4:00; CBJ - 1-2/3:28

3 Stars: I. J. Vesey (NYR); 2. S. Jones (CBJ); 3. P. Buchnevich (NYR)

Nov. 12, Rangers 2 vs. Canucks 1 - After neither team tallied a goal in the first period, Vancouver opened the scoring at 3:16 of the second period. Filip Chytil tied the game with a power play goal at 12:42 of the second period, and Brett Howden registered the game-winning goal with 8:41 remaining in regulation. Henrik Lundqvist made 25 saves to earn his 437th career NHL win, tying Jacques Plante for seventh place on the league's all-time wins list.

Shots: NYR - 27; VAN - 26

PP: NYR - 1-6/8:00; VAN - 0-4/5:07

3 Stars: I. F. Chytil (NYR); 2. B. Howden (NYR); 3. N. Goldobin (VAN)

Nov. 15, Rangers 5 at Islanders 7 - The Rangers tallied two goals in a span of 35 seconds to take a 2-0 lead in the first period. The Islanders tied the game before the end of the opening period and took a 3-2 lead in the second period. Kevin Hayes tied the game at 3:21 of the second period, but the Islanders registered three consecutive goals to take a 6-3 lead. Chris Kreider and Filip Chytil each recorded a goal in the third period to cut the Rangers' deficit to one before the Islanders tallied an empty-net goal to close out the scoring. Kreider registered two goals in the game for the Rangers.

Shots: NYR - 41; NYI - 24

PP: NYR - 2-4/5:32; NYI - 2-5/7:49

3 Stars: I. A. Beauvillier (NYI); 2. V. Filppula (NYI); 3. C. Kreider (NYR)

Nov. 17, Rangers 4 vs. Panthers 2 - Filip Chytil registered the first goal of the game at 3:03 of the first period. Florida tallied two goals to take a 2-1 lead before Brendan Smith tied the contest at 11:49 of the opening frame. Vladislav Namestnikov tallied a goal to give the Rangers a 3-2 lead in the second period and Chris Kreider added an insurance goal at 7:56 of the third period. Henrik Lundqvist made 39 saves to earn his 438th career NHL win, passing Jacques Plante for sole possession of seventh place on the league's all-time wins list.

Shots: NYR - 24; FLA - 41

PP: NYR - 1-2/2:22; FLA - 1-3/5:37

3 Stars: I. C. Kreider (NYR); 2. H. Lundqvist (NYR); 3. F. Chytil (NYR)

Nov. 19, Rangers 2 vs. Stars 1 - After neither team recorded a goal in the first period, Dallas opened the scoring with a power play goal at 2:17 of the second period. Jimmy Vesey tied the game at 9:38 of the middle frame, and Filip Chytil registered the game-winning goal at 4:32 of the third period.

Shots: NYR - 23; DAL - 17

PP: NYR - 0-2/2:14; DAL - 1-4/5:46

3 Stars: I. F. Chytil (NYR); 2. J. Vesey (NYR); 3. T. Seguin (DAL)

Nov. 21, Rangers 5 vs. Islanders 0 - Filip Chytil tallied a goal 29 seconds into the game to give the Rangers a 1-0 lead. The Blueshirts recorded two more goals in the first period, as Cody McLeod and Neal Pionk each registered a goal. Kevin Hayes extended the Rangers' lead to four in the second period and Chris Kreider closed out the scoring with a goal in the third period. Alexandar Georgiev stopped all 29 shots he faced to earn his first career NHL shutout.

Shots: NYR - 27; NYI - 29

PP: NYR - 1-3/5:04; NYI - 0-1/2:00

3 Stars: I. A. Georgiev (NYR); 2. C. Kreider (NYR); 3. K. Shattenkirk (NYR)

Nov. 23, Rangers 0 at Flyers 4 - Philadelphia registered a goal at 13:21 of the first period to take a 1-0 lead. After neither team tallied a goal in the second period, the Flyers notched three consecutive goals in the third period. Henrik Lundqvist made 42 saves in the contest.

Shots: NYR - 31; PHI - 46

PP: NYR - 0-3/6:00; PHI - 0-1/2:00

3 Stars: I. T. Konecny (PHI); 2. H. Lundqvist (NYR); 3. C. Pickard (PHI)

Nov. 24, Rangers 3 vs. Capitals 5 - Jimmy Vesey opened the scoring at 9:12 of the first period and Brady Skjei extended the Rangers' lead to two at 9:39 of the second period. Washington tallied three unanswered goals to take a 3-2 lead before the end of the second period. Ryan Strome recorded his first goal as a Ranger to tie the game at 3 in the third period, but the Capitals regained a one-goal lead with 6:24 remaining in regulation and closed out the scoring with an empty-net goal.

Shots: NYR - 30; WSH - 28

PP: NYR - 0-2/4:00; WSH - 0-2/4:00

3 Stars: I. J. Carlson (WSH); 2. B. Connolly (WSH); 3. J. Vrana (WSH)

GAME SUMMARIES

Nov. 26, Rangers 4 vs. Senators 2 - Marc Staal recorded the first goal of the game at 10:55 of the first period. The Senators tied the game at 13:03 of the opening frame. After neither team recorded a goal in the second period, the Blueshirts tallied three goals in the third period. Lias Andersson and Chris Kreider each notched a goal to give the Rangers a 3-1 lead, and after Ottawa recorded a goal, Mika Zibanejad tallied an empty-net goal to close out the scoring. Henrik Lundqvist made 29 saves to earn the win.

Shots: NYR - 33; OTT - 31

PP: NYR - 0-4/7:50; OTT - 0-2/4:00

3 Stars: I. H. Lundqvist (NYR); 2. M. Zibanejad (NYR); 3. M. Stone (OTT)

Nov. 29, Rangers 0 at Senators 3 - Ottawa opened the scoring 2:06 into the contest. The Senators extended their lead to two at 14:35 of the first period and took a 3-0 lead with three minutes remaining in the second period. Henrik Lundqvist made 31 saves in the contest.

Shots: NYR - 27; OTT - 34

PP: NYR - 0-0/0:00; OTT - 0-1/2:00

3 Stars: I. M. Duchene (OTT); 2. C. Anderson (OTT); 3. D. Batherson (OTT)

DECEMBER

Dec. 1, Rangers 2 at Canadiens 5 - Montreal opened the scoring at 3:53 of the first period and extended its lead to two in the final minute of the opening frame. After the Canadiens took a 4-0 lead in the second period, Jimmy Vesey and Ryan Strome each recorded a goal to cut the Rangers' deficit in half. Montreal closed out the scoring with a goal at 10:28 of the third period.

Shots: NYR - 22; MTL - 41

PP: NYR - 1-2/2:38; MTL - 1-2/3:30

3 Stars: I. S. Weber (MTL); 2. A. Lehkonen (MTL); 3. T. Tatar (MTL)

Dec. 2, Rangers 3 vs. Jets 4 (SO) - Jesper Fast tallied the first goal of the game at 17:32 of the first period, and Marc Staal and Chris Kreider each recorded a goal in the second period. Winnipeg tallied three goals in the third period to tie the game and won the contest in a shootout. Henrik Lundqvist stopped 39 of 42 shots he faced in regulation and overtime.

Shots: NYR - 19; WPG - 42

PP: NYR - 0-2/4:00; WPG - 1-4/6:14

3 Stars: I. J. Trouba (WPG); 2. B. Little (WPG); 3. H. Lundqvist (NYR)

Dec. 8, Rangers 5 at Panthers 4 (SO) - Mika Zibanejad and Vladislav Namestnikov each recorded a goal in the first period to give the Rangers a 2-0 lead. After the Panthers tied the game in the second period, the Blueshirts twice regained a one-goal lead, but Florida tied the contest each time the Rangers regained the lead. After neither team tallied a goal in overtime, Zibanejad, Kevin Shattenkirk, and Kevin Hayes all registered a goal in the shootout to help the Rangers win the game.

Shots: NYR - 26; FLA - 31

PP: NYR - 0-1/2:00; FLA - 2-4/6:10

3 Stars: I. J. Huberdeau (FLA); 2. K. Shattenkirk (NYR); 3. F. Claesson (NYR)

Dec. 10, Rangers 3 at Lightning 6 - Kevin Hayes tallied the first goal of the game at 12:19 of the first period, and after the Lightning tied the game at 14:09 of the opening frame, Hayes recorded his second goal of the period to give the Blueshirts a 2-1 lead. The Lightning recorded two goals in the second period to take a 3-2 lead and registered two goals in a span of 24 seconds in the third period to extend their lead to three. Jesper Fast recorded a goal at 17:34 of the third period before Tampa Bay notched an empty-net goal in the final minute of the game.

Shots: NYR - 26; TBL - 36

PP: NYR - 0-1/2:00; TBL - 2-6/8:47

3 Stars: I. S. Stamkos (TBL); 2. K. Hayes (NYR); 3. R. McDonagh (TBL)

Dec. 14, Rangers 3 vs. Coyotes 4 (OT) - Pavel Buchnevich and Kevin Hayes each registered a power play goal in the first period to give the Rangers a 2-0 lead, and Mika Zibanejad extended the Blueshirts' lead to three at 5:48 of the second period. Arizona tallied a power play goal in the second period and registered two goals in the third period to tie the game, before scoring the game-winning goal in the final minute of overtime.

Shots: NYR - 30; ARI - 34

PP: NYR - 3-7/8:10; ARI - 1-5/9:08

3 Stars: I. D. Stepan (ARI); 2. C. Keller (ARI); 3. K. Hayes (NYR)

Dec. 16, Rangers 3 vs. Golden Knights 4 (OT) - Brady Skjei opened the scoring 1:13 into the contest. Vegas recorded two goals to take a 2-1 lead, but Mika Zibanejad tied the game with a power play goal in the second period. The Golden Knights regained a one-goal lead before the end of the middle frame, but Chris Kreider registered a goal in the third period to tie the game again. Vegas won the game at 2:11 of overtime. Kevin Hayes recorded three assists in the game and Henrik Lundqvist made 37 saves.

Shots: NYR - 30; VGK - 41

PP: NYR - 1-4/6:33; VGK - 1-2/3:05

3 Stars: I. A. Tuch (VGK); 2. H. Lundqvist (NYR); 3. W. Carrier (VGK)

GAME SUMMARIES

Dec. 18, Rangers 3 vs. Ducks 1 - After neither team tallied a goal in the first period, Anaheim recorded the first goal of the game with 5:51 remaining in the second period. Vladislav Namestnikov tied the game at 9:52 of the third period, Kevin Hayes registered the eventual game-winning goal while shorthanded with 40 seconds remaining in regulation, and Filip Chytil closed out the scoring with an empty-net goal.

Shots: NYR - 24; ANA - 15

PP: NYR - 0-3/4:42; ANA - 0-5/8:42

3 Stars: I. K. Hayes (NYR); 2. V. Namestnikov (NYR); 3. A. Georgiev (NYR)

Dec. 22, Rangers 3 at Maple Leafs 5 - Toronto opened the scoring 2:58 into the contest. Neal Pionk registered a goal with five minutes remaining in the second period to tie the game. Toronto recorded two goals in the first 5:26 of the third period to take a 3-1 lead and added two more goals in the period. Pionk and Kevin Hayes each registered two points (one goal, one assist apiece) in the game.

Shots: NYR - 28; TOR - 36

PP: NYR - 0-2/4:00; TOR - 0-2/4:00

3 Stars: I. M. Marner (TOR); 2. M. Rielly (TOR); 3. N. Pionk (NYR)

Dec. 23, Rangers 2 vs. Flyers 3 (SO) - Chris Kreider tallied the first goal of the game at 10:05 of the first period. The Flyers tied the game in the second period and took a 2-1 lead at 5:01 of the third period, but Bo Nieves tied the game 22 seconds after Philadelphia took the lead. Neither team recorded another goal in regulation or the five-minute overtime period, and the Flyers won the game in the fourth round of the shootout. Henrik Lundqvist stopped 29 of 31 shots he faced in regulation and the five-minute overtime period.

Shots: NYR - 34; PHI - 31

PP: NYR - 0-2/4:00; PHI - 1-2/2:03

3 Stars: I. M. Neuvirth (PHI); 2. K. Hayes (NYR); 3. W. Simmonds (PHI)

Dec. 27, Rangers 3 vs. Blue Jackets 4 (OT) - Columbus opened the scoring at 9:17 of the first period. Jimmy Vesey tallied his 10th goal of the season to tie the game, but the Blue Jackets regained the one-goal lead before the end of the opening frame. Chris Kreider recorded a power play goal in the second period to tie the game and notched his second goal of the game at 12:06 of the third period to give the Rangers the lead. Columbus tied the contest with 2:20 remaining in regulation and won the game in overtime.

Shots: NYR - 22; CBJ - 29

PP: NYR - 1-1/0:07; CBJ - 0-1/2:00

3 Stars: I. P.-L. Dubois (CBJ); 2. C. Kreider (NYR); 3. Z. Werenski (CBJ)

Dec. 29, Rangers 4 at Predators 3 - Chris Kreider opened the scoring with a power play goal at 2:42 of the first period, but Nashville tied the game before the end of the first period. Jesper Fast recorded a goal in the second period to give the Rangers a 2-1 lead, but the Predators notched two goals to take a 3-2 lead before the end of the middle frame. Marc Staal tied the game at 4:23 of the third period and Fast tallied his second goal of the game, which was the eventual game-winning goal, at 7:35 of the third period. The line of Kreider (one goal, two assists), Mika Zibanejad (four assists), and Fast (two goals, one assist) registered 10 points in the game, and Henrik Lundqvist made 34 saves to earn the win.

Shots: NYR - 22; NSH - 37

PP: NYR - 1-2/2:07; NSH - 2-5/7:18

3 Stars: I. J. Fast (NYR); 2. K. Fiala (NSH); 3. N. Bonino (NSH)

Dec. 31, Rangers 2 at Blues 1 - St. Louis opened the scoring at 10:08 of the first period. Mats Zuccarello tied the game with a power play goal in the final minute of the opening frame, and Bo Nieves recorded the eventual game-winning goal at 3:11 of the second period. Henrik Lundqvist made 39 saves to earn the win, and he stopped all 33 shots he faced over the final two periods.

Shots: NYR - 23; STL - 40

PP: NYR - 1-3/5:22; STL - 0-4/8:00

3 Stars: I. H. Lundqvist (NYR); 2. B. Nieves (NYR); 3. R. O'Reilly (STL)

JANUARY

Jan. 2, Rangers 2 vs. Penguins 7 - After neither team tallied a goal in the first period, the Penguins registered four goals in the second period and three goals in the third period. Ryan Strome recorded a goal in the second period and Pavel Buchnevich tallied a goal in the third period for the Rangers.

Shots: NYR - 30; PIT - 25

PP: NYR - 0-2/4:00; PIT - 1-2/3:24

3 Stars: I. K. Letang (PIT); 2. E. Malkin (PIT); 3. M. Murray (PIT)

Jan. 4, Rangers 1 at Avalanche 6 - Colorado tallied two power play goals in the first period to take a 2-0 lead. The Avalanche recorded a goal in the second period and registered three goals in the third period. Ryan Strome tallied a goal in the third period for the Rangers, and Alexandar Georgiev made 41 saves in the contest for the Blueshirts.

Shots: NYR - 25; COL - 47

PP: NYR - 0-3/4:09; COL - 3-10/15:23

3 Stars: I. T. Barrie (COL); 2. N. MacKinnon (COL); 3. M. Rantanen (COL)

GAME SUMMARIES

Jan. 6, Rangers 0 at Coyotes 5 - Arizona registered two goals in a span of two minutes in the first period to take a 2-0 lead and tallied three goals in the second period. The Rangers were credited with 41 hits in the contest.

Shots: NYR - 23; ARI - 40

PP: NYR - 0-1/2:00; ARI - 1-3/4:42

3 Stars: I. C. Garland (ARI); 2. D. Kuemper (ARI); 3. A. Galchenyuk (ARI)

Jan. 8, Rangers 2 at Golden Knights 4 - Vegas opened the scoring at 16:02 of the first period and registered two goals in the second period to take a 3-0 lead. Mika Zibanejad recorded a goal in the third period before the Golden Knights notched an empty-net goal with 1:20 remaining in the contest. Jesper Fast tallied a goal in the final minute of regulation.

Shots: NYR - 29; VGK - 31

PP: NYR - 0-2/4:00; VGK - 1-3/5:09

3 Stars: I. B. Pirri (VGK); 2. C. Eakin (VGK); 3. M-A. Fleury (VGK)

Jan. 10, Rangers 3 vs. Islanders 4 - Ryan Strome opened the scoring 1:38 into the contest, but the Islanders took a 2-1 lead before the end of the first period. After Kevin Shattenkirk tied the game at 1:11 of the second period, the Islanders regained a one-goal lead with a power play goal at 3:08 of the middle frame. Jesper Fast recorded a goal for the Rangers in the third period to tie the game, but the Islanders tallied the game-winning goal with 1:26 remaining in regulation.

Shots: NYR - 30; NYI - 20

PP: NYR - 1-3/4:27; NYI - 2-3/4:12

3 Stars: I. M. Barzal (NYI); 2. J. Bailey (NYI); 3. J. Fast (NYR)

Jan. 12, Rangers 2 at Islanders 1 - After neither team tallied a goal in the first period, the Islanders took a 1-0 lead at 8:40 of the second period. Filip Chytil registered a goal at 14:09 of the middle frame to tie the game, and Mats Zuccarello recorded the game-winning goal with 5:05 remaining in regulation. Alexandar Georgiev made 24 saves to earn a win.

Shots: NYR - 26; NYI - 25

PP: NYR - 0-4/7:12; NYI - 0-6/10:36

3 Stars: I. M. Zuccarello (NYR); 2. F. Chytil (NYR); 3. A. Beauvillier (NYI)

Jan. 13, Rangers 5 at Blue Jackets 7 - Each team tallied two goals in the first period, and Ryan Strome and Chris Kreider each recorded a goal for the Rangers in the opening frame. Columbus took a 4-2 lead in the second period. Mats Zuccarello registered the first of his two goals in the game to cut the Blueshirts' deficit to 4-3, but the Blue Jackets tallied a goal with two seconds remaining in the middle frame to regain a two-goal lead. After Columbus took a 6-3 lead in the third period, Zuccarello and Jimmy Vesey each notched a goal, but New York was unable to tie the game.

Shots: NYR - 27; CBJ - 40

PP: NYR - 0-3/3:07; CBJ - 0-5/8:16

3 Stars: I. N. Foligno (CBJ); 2. C. Atkinson (CBJ); 3. A. Panarin (CBJ)

Jan. 15, Rangers 6 vs. Hurricanes 2 - Tony DeAngelo, Mika Zibanejad, and Pavel Buchnevich each registered two goals in the game for the Rangers, while Mats Zuccarello tallied three assists. Zibanejad recorded four points in the contest (two goals, two assists), and Henrik Lundqvist made 34 saves to earn a win. DeAngelo opened the scoring 1:16 into the game, and after Carolina tied the game, Zibanejad tallied two goals before the end of the first period. Buchnevich recorded a power play goal in the second period and third period to give the Rangers a 5-1 lead, and DeAngelo closed out the scoring in the third period.

Shots: NYR - 28; CAR - 36

PP: NYR - 3-3/2:28; CAR - 0-3/5:44

3 Stars: I. M. Zibanejad (NYR); 2. M. Zuccarello (NYR); 3. P. Buchnevich (NYR)

Jan. 17, Rangers 4 vs. Blackhawks 3 - After Chicago opened the scoring, Filip Chytil and Mats Zuccarello each recorded a goal in the first period to give the Rangers a 2-1 lead, and Chris Kreider extended New York's lead to two in the second period. The Blackhawks cut their deficit to one in the third period, but Mika Zibanejad tallied an empty-net goal in the final minute of regulation to secure the win for the Rangers. Henrik Lundqvist made 24 saves to earn his 445th career NHL win, tying Terry Sawchuk for sixth place on the NHL's all-time wins list.

Shots: NYR - 33; CHI - 27

PP: NYR - 0-1/2:00; CHI - 2-3/5:13

3 Stars: I. C. Kreider (NYR); 2. M. Zuccarello (NYR); 3. M. Zibanejad (NYR)

Jan. 19, Rangers 3 at Bruins 2 - After Boston opened the scoring at 17:28 of the first period, Filip Chytil registered a goal 64 seconds later to tie the game. Mika Zibanejad recorded a goal in the second period to give the Rangers a 2-1 lead. The Bruins tied the game at 3:24 of the third period, but Zibanejad tallied the game-winning goal on the power play at 9:05 of the third period. Henrik Lundqvist made 27 saves to earn his 446th career NHL win and pass Terry Sawchuk for sole possession of sixth place on the NHL's all-time wins list.

Shots: NYR - 20; BOS - 29

PP: NYR - 1-3/3:19; BOS - 0-5/8:17

3 Stars: I. M. Zibanejad (NYR); 2. D. Heinen (BOS); 3. M. Zuccarello (NYR)

GAME SUMMARIES

Jan. 29, Rangers 0 vs. Flyers 1 - Philadelphia tallied the only goal of the game at 1:40 of the first period. The Rangers outshot the Flyers, 38-19, in the contest, including 25-7 over the final two periods. Alexandar Georgiev made 18 saves in the contest.

Shots: NYR - 38; PHI - 19

PP: NYR - 0-2/4:00; PHI - 0-2/4:00

3 Stars: 1. A. Stolarz (PHI); 2. O. Lindblom (PHI); 3. A. Georgiev (NYR)

Jan. 31, Rangers 4 at Devils 3 - New Jersey tallied two power play goals in the first period to take a 2-0 lead. Mika Zibanejad recorded a power play goal with less than two seconds remaining in the first period to cut the Rangers' deficit in half and notched another power play goal in the second period to tie the game. After each team registered a goal in the third period, Zibanejad completed the hat trick by tallying the game-winning goal with 4:36 remaining in regulation. Mats Zuccarello recorded three assists in the contest.

Shots: NYR - 25; NJD - 22

PP: NYR - 2-4/4:19; NJD - 2-4/6:39

3 Stars: 1. M. Zibanejad (NYR); 2. M. Zuccarello (NYR); 3. N. Hirschier (NJD)

FEBRUARY

Feb. 2, Rangers 2 vs. Lightning 3 - Tampa Bay opened the scoring at 6:51 of the first period and registered two goals within the first 10 minutes of the second period to take a 3-0 lead. Mats Zuccarello tallied a goal in the second period and Kevin Hayes recorded a goal in the third period, but the Rangers were unable to tie the game. Mika Zibanejad registered two assists in the contest.

Shots: NYR - 33; TBL - 23

PP: NYR - 1-4/7:11; TBL - 0-1/2:00

3 Stars: 1. S. Stamkos (TBL); 2. M. Zibanejad (NYR); 3. L. Domingue (TBL)

Feb. 4, Rangers 3 vs. Kings 4 (OT) - Chris Kreider opened the scoring at 8:32 of the first period. After Los Angeles tied the game, Mika Zibanejad tallied a goal in the opening minute of the second period to give the Rangers a 2-1 lead. The Kings tied the game in the third period, but Adam McQuaid tallied his first goal as a Ranger to give the Blueshirts a 3-2 lead at 9:15 of the third period. Los Angeles tied the game again in the final minute of regulation and won the contest at 0:25 of overtime.

Shots: NYR - 27; LAK - 30

PP: NYR - 0-2/4:00; LAK - 0-2/3:52

3 Stars: 1. A. Kempe (LAK); 2. T. Toffoli (LAK); 3. M. Zibanejad (NYR)

Feb. 6, Rangers 4 vs. Bruins 3 (SO) - Mika Zibanejad opened the scoring with 2:15 remaining in the first period. The Bruins tallied three goals in the second period to take a 3-1 lead, but Kevin Hayes and Filip Chytil each recorded a goal in the third period to help the Rangers tie the game. Tony DeAngelo registered the game-deciding goal in the seventh round of the shootout.

Shots: NYR - 39; BOS - 30

PP: NYR - 1-4/6:36; BOS - 1-2/2:49

3 Stars: 1. P. Buchnevich (NYR); 2. M. Zibanejad (NYR); 3. B. Marchand (BOS)

Feb. 8, Rangers 0 vs. Hurricanes 3 - After neither team tallied a goal in the first two periods, Carolina opened the scoring at 6:43 of the third period. The Hurricanes added two empty-net goals in the final two minutes of regulation. Henrik Lundqvist stopped 30 of 31 shots he faced.

Shots: NYR - 27; CAR - 33

PP: NYR - 0-2/4:00; CAR - 0-2/4:00

3 Stars: 1. P. Mrazek (CAR); 2. W. Foerelle (CAR); 3. H. Lundqvist (NYR)

Feb. 10, Rangers 4 vs. Maple Leafs 1 - Mika Zibanejad opened the scoring 28 seconds into the contest. After Toronto tied the game, Jimmy Vesey tallied a goal to give the Rangers a 2-1 lead at 14:05 of the first period. Adam McQuaid recorded a goal in the third period to extend the Blueshirts' lead to two, and Kevin Hayes tallied an empty-net goal in the final minute of regulation. Alexandar Georgiev made a career-high 55 saves to earn the win.

Shots: NYR - 30; TOR - 56

PP: NYR - 0-1/2:00; TOR - 0-4/8:00

3 Stars: 1. A. Georgiev (NYR); 2. M. Zuccarello (NYR); 3. A. McQuaid (NYR)

Feb. 12, Rangers 3 at Jets 4 - Winnipeg tallied two goals in the first period to take a 2-0 lead. Mika Zibanejad and Pavel Buchnevich each recorded a goal in the second period to tie the game, and Zibanejad registered his second goal of the game in the opening minute of the third period to give the Rangers a 3-2 lead. The Jets recorded two goals in a span of 1:59 in the third period to regain the lead and win the game.

Shots: NYR - 37; WPG - 36

PP: NYR - 2-4/6:57; WPG - 0-2/4:00

3 Stars: 1. M. Scheifele (WPG); 2. M. Zibanejad (NYR); 3. A. Copp (WPG)

GAME SUMMARIES

Feb. 15, Rangers 6 at Sabres 2 - Boo Nieves tallied the first goal of the game at 4:09 of the first period, and Jesper Fast extended the Rangers' lead to two before the end of the opening frame. After Buffalo tallied a goal in the opening minute of the second period, Jimmy Vesey registered a goal 58 seconds later to help the Rangers regain a two-goal lead. The Sabres cut their deficit to one before the end of the middle frame, but Pavel Buchnevich and Vladislav Namestnikov each recorded a goal in a span of eight seconds to give the Rangers a 5-2 lead, and Namestnikov recorded an empty-net goal to close out the scoring. Alexandar Georgiev made 31 saves to earn the win.

Shots: NYR - 29; BUF - 33

PP: NYR - 0-0/0:00; BUF - 1-3/5:45

3 Stars: 1. V. Namestnikov (NYR); 2. P. Buchnevich (NYR); 3. J. Skinner (BUF)

Feb. 17, Rangers 5 at Penguins 6 - After Pittsburgh opened the scoring, Mats Zuccarello tallied a power play goal in the final minute of the first period to tie the game. The Penguins recorded two goals in the second period, but Zuccarello and Ryan Strome each tallied a goal before the end of the middle frame to tie the contest. After the Penguins notched three unanswered goals to take a 6-3 lead in the third period, Kevin Hayes and Mika Zibanejad each recorded a goal for the Rangers, but the Blueshirts were unable to tie the game.

Shots: NYR - 44; PIT - 41

PP: NYR - 1-3/4:39; PIT - 1-4/7:39

3 Stars: 1. E. Malkin (PIT); 2. K. Letang (PIT); 3. M. Zuccarello (NYR)

Feb. 19, Rangers 2 at Hurricanes 1 - After neither team tallied a goal in the first period, the Hurricanes opened the scoring at 9:53 of the second period. Connor Brickley tallied his first goal as a Ranger to tie the game less than a minute after Carolina scored, and Vladislav Namestnikov registered the game-winning goal at 6:10 of the third period. Henrik Lundqvist made 43 saves to earn the win.

Shots: NYR - 26; CAR - 44

PP: NYR - 0-4/7:19; CAR - 0-2/4:00

3 Stars: 1. H. Lundqvist (NYR); 2. V. Namestnikov (NYR); 3. J. Martinook (CAR)

Feb. 21, Rangers 1 vs. Wild 4 - Minnesota opened the scoring at 15:04 of the first period. Pavel Buchnevich registered a power play goal at 5:06 of the second period to tie the game, but the Wild regained a one-goal lead at 8:41 of the middle frame. Minnesota extended its lead to two at 11:03 of the third period and closed out the scoring with an empty-net goal.

Shots: NYR - 34; MIN - 35

PP: NYR - 1-3/4:29; MIN - 1-1/1:52

3 Stars: 1. E. Staal (MIN); 2. D. Dubnyk (MIN); 3. M. Granlund (MIN)

Feb. 23, Rangers 5 vs. Devils 2 - The Rangers took a 3-0 lead in the first period, as Jimmy Vesey, Ryan Strome, and Chris Kreider each registered a goal in the opening frame. After New Jersey tallied a goal in the third period, Brady Skjei recorded a goal to give the Rangers a 4-1 lead. Strome closed out the scoring with an empty-net goal in the final minute of regulation. Ten different Rangers recorded at least one point in the contest.

Shots: NYR - 34; NJD - 21

PP: NYR - 1-3/5:50; NJD - 0-2/3:51

3 Stars: 1. C. Kreider (NYR); 2. M. Zibanejad (NYR); 3. J. Vesey (NYR)

Feb. 24, Rangers 5 at Capitals 6 (OT) - Chris Kreider opened the scoring 21 seconds into the contest. The Capitals tallied two goals before the end of the first period to take a 2-1 lead and extended their lead to two at 5:09 of the second period. Brady Skjei recorded a goal before the end of the middle frame and Jimmy Vesey registered a goal 21 seconds into the third period to tie the contest. Washington tallied two goals in less than a minute to regain a two-goal lead, but Vladislav Namestnikov recorded a power play goal and Skjei tied the game with less than a minute remaining in regulation. The Capitals won the game in the final minute of overtime.

Shots: NYR - 31; WSH - 35

PP: NYR - 1-4/7:07; WSH - 1-3/5:30

3 Stars: 1. E. Kuznetsov (WSH); 2. N. Backstrom (WSH); 3. B. Skjei (NYR)

Feb. 27, Rangers 3 vs. Lightning 4 (OT) - Tampa Bay registered two goals in the first period to take a 2-0 lead. The Rangers tallied three goals in the second period, rallying from deficits of 2-0 and 3-1 to tie the game, as Mika Zibanejad, Jimmy Vesey, and Boo Nieves each recorded a goal. After neither team registered a goal in the third period, the Lightning won the contest with 1:35 remaining in overtime.

Shots: NYR - 36; TBL - 30

PP: NYR - 0-6/10:32; TBL - 1-3/2:56

3 Stars: 1. V. Hedman (TBL); 2. N. Kucherov (TBL); 3. J. Vesey (NYR)

GAME SUMMARIES

MARCH

Mar. 1, Rangers 2 vs. Canadiens 4 - Vladislav Namestnikov tallied a goal at 4:41 of the first period to give the Rangers a 1-0 lead. Montreal registered two goals in the second period to take a 2-1 lead and extended its lead to two in the third period. Brendan Lemieux recorded his first goal as a Ranger with 2:32 remaining in regulation to cut the Blueshirts' deficit to one, but the Canadiens recorded an empty-net goal in the final minute of regulation.

Shots: NYR - 30; MTL - 36

PP: NYR - 0-2/2:22; MTL - 0-2/2:22

3 Stars: I. J. Armia (MTL); 2. C. Price (MTL); 3. V. Namestnikov (NYR)

Mar. 3, Rangers 2 vs. Capitals 3 (SO) - Ryan Strome opened the scoring 45 seconds into the contest. The Capitals tallied two goals before the end of the first period to take a 2-1 lead, but Pavel Buchnevich recorded a goal to tie the game at 14:20 of the second period. After neither team tallied a goal in the third period or overtime, Washington won the game in the fourth round of the shootout. Alexandar Georgiev stopped 37 of 39 shots in regulation and the five-minute overtime period.

Shots: NYR - 24; WSH - 39

PP: NYR - 0-2/3:10; WSH - 0-4/7:10

3 Stars: I. B. Holtby (WSH); 2. A. Georgiev (NYR); 3. C. Hagelin (WSH)

Mar. 5, Rangers 0 at Stars 1 - Dallas registered the only goal of the game at 1:16 of the second period. Alexandar Georgiev stopped 31 of 32 shots in the contest.

Shots: NYR - 28; DAL - 32

PP: NYR - 0-4/7:20; DAL - 0-5/8:43

3 Stars: I. B. Bishop (DAL); 2. J. Klingberg (DAL); 3. A. Georgiev (NYR)

Mar. 7, Rangers 2 at Red Wings 3 (SO) - Pavel Buchnevich tallied the first goal of the game at 8:43 of the first period. Detroit tied the game in the second period and took a 2-1 lead at 6:15 of the third period. Buchnevich registered his second goal of the game with 5:31 remaining in regulation to tie the contest. After neither team tallied a goal in overtime, the Red Wings won the contest in a shootout. Henrik Lundqvist made 43 saves in regulation and the five-minute overtime period.

Shots: NYR - 34; DET - 45

PP: NYR - 0-1/1:45; DET - 0-3/5:45

3 Stars: I. A. Athanasiou (DET); 2. P. Buchnevich (NYR); 3. T. Bertuzzi (DET)

Mar. 9, Rangers 4 vs. Devils 2 - New Jersey tallied two goals in the first period to take a 2-0 lead. Ryan Strome registered a goal with 1:38 remaining in the second period to cut the Rangers' deficit in half. Libor Hajek tallied his first career NHL goal at 1:29 of the third period to tie the game, and Vladislav Namestnikov recorded a goal with 6:35 remaining in regulation to give the Blueshirts a 3-2 lead. Strome recorded an empty-net goal to close out the scoring. Strome (two goals, one assist) and Namestnikov (one goal, two assists) each tallied three points in the contest.

Shots: NYR - 41; NJD - 24

PP: NYR - 0-5/10:00; NJD - 1-2/2:41

3 Stars: I. R. Strome (NYR); 2. V. Namestnikov (NYR); 3. L. Hajek (NYR)

Mar. 11, Rangers 2 at Oilers 3 (OT) - Edmonton tallied two goals in the first period to take a 2-0 lead. Brendan Lemieux recorded a goal in the second period to cut the Rangers' deficit in half, and Brett Howden registered a goal at 1:33 of the third period to tie the game. The Oilers won the contest 35 seconds into overtime.

Shots: NYR - 30; EDM - 33

PP: NYR - 0-1/2:00; EDM - 1-3/4:07

3 Stars: I. L. Draisaitl (EDM); 2. B. Lemieux (NYR); 3. M. Benning (EDM)

Mar. 13, Rangers 1 at Canucks 4 - After neither team registered a goal in the first period, Vancouver tallied three goals in the second period to take a 3-0 lead. Pavel Buchnevich recorded a power play goal for the Rangers at 10:28 of the third period. The Canucks closed out the scoring with an empty-net goal in the final minute of the contest.

Shots: NYR - 22; VAN - 28

PP: NYR - 1-4/4:54; VAN - 1-5/13:34

3 Stars: I. T. Motte (VAN); 2. J. Markstrom (VAN); 3. B. Boeser (VAN)

Mar. 15, Rangers 1 at Flames 5 - After Calgary opened the scoring midway through the first period, Neal Pionk recorded a goal 1:10 later to tie the game. The Flames registered two goals in the second period to take a 3-1 lead and added two goals in the third period.

Shots: NYR - 25; CGY - 32

PP: NYR - 0-3/5:38; CGY - 0-3/5:38

3 Stars: I. M. Tkachuk (CGY); 2. M. Frolik (CGY); 3. D. Ritich (CGY)

GAME SUMMARIES

Mar. 16, Rangers 2 at Wild 5 - Minnesota opened the scoring at 4:40 of the first period, but Mika Zibanejad tied the game 1:20 after Minnesota's goal. The Wild regained a one-goal lead before the end of the first period, extended their lead to two in the second period, and took a 4-1 lead in the third period. Pavel Buchnevich recorded a goal for the Rangers in the third period before Minnesota closed out the scoring with an empty-net goal. Henrik Lundqvist stopped 42 of 46 shots.

Shots: NYR - 28; MIN - 47

PP: NYR - 0-2/4:00; MIN - 1-3/4:31

3 Stars: I. R. Donato (MIN); 2. L. Kunin (MIN); 3. M. Foligno (MIN)

Mar. 19, Rangers 2 vs. Red Wings 3 - Detroit opened the scoring at 17:16 of the first period and extended its lead to two in the second period. Ryan Strome tallied a power play goal in the third period to cut the Rangers' deficit in half. Detroit tallied an empty-net goal in the final minute of regulation to take a 3-1 lead, and Brendan Smith recorded a goal for the Rangers with 10 seconds remaining in the contest.

Shots: NYR - 43; DET - 30

PP: NYR - 1-3/4:45; DET - 0-1/2:00

3 Stars: I. J. Howard (DET); 2. A. Athanasiou (DET); 3. R. Strome (NYR)

Mar. 23, Rangers 2 at Maple Leafs 1 (OT) - After neither team tallied a goal in the first two periods, Pavel Buchnevich recorded a goal 19 seconds into the third period to give the Rangers a 1-0 lead. Toronto tied the game at 8:33 of the third period, and the contest was tied at the end of regulation. Ryan Strome registered the game-winning goal at 1:48 of overtime. Alexandar Georgiev made 44 saves to earn the win.

Shots: NYR - 28; TOR - 45

PP: NYR - 0-3/5:20; TOR - 0-3/5:20

3 Stars: I. R. Strome (NYR); 2. A. Georgiev (NYR); 3. Z. Hyman (TOR)

Mar. 25, Rangers 2 vs. Penguins 5 - Brendan Lemieux opened the scoring at 8:25 of the first period and Vinni Lettieri tallied a power play goal at 15:15 of the opening frame to give the Rangers a 2-0 lead. Pittsburgh recorded a goal 26 seconds after Lettieri's goal, notched three goals in the second period, and registered a goal in the third period.

Shots: NYR - 35; PIT - 36

PP: NYR - 1-3/5:17; PIT - 1-3/4:34

3 Stars: I. T. Blueger (PIT); 2. M. Murray (PIT); 3. M. Cullen (PIT)

Mar. 27, Rangers 3 at Bruins 6 - Boston opened the scoring at 2:48 of the first period, but Mika Zibanejad tied the game by recording a power play goal before the end of the first period. The Bruins took a 2-1 lead in the second period and extended their lead to two in the third period. After Ryan Strome tallied a goal to cut the Rangers' deficit in half, the Bruins registered three unanswered goals to take a 6-2 lead. Zibanejad notched his second goal of the game with four seconds remaining in the contest.

Shots: NYR - 23; BOS - 32

PP: NYR - 2-4/7:24; BOS - 4-6/6:42

3 Stars: I. D. Pastmak (BOS); 2. D. Krejci (BOS); 3. B. Marchand (BOS)

Mar. 29, Rangers 4 vs. Blues 2 - St. Louis tallied two goals in the first period to take a 2-0 lead. Ryan Strome and Pavel Buchnevich each recorded a goal in a span of 1:20 in the second period to tie the game, and Jimmy Vesey registered a goal at 5:47 of the third period to give the Rangers a 3-2 lead. Chris Kreider closed out the scoring with an empty-net goal in the final minute of regulation. Alexandar Georgiev made 44 saves to earn the win.

Shots: NYR - 25; STL - 46

PP: NYR - 0-2/4:00; STL - 0-1/2:00

3 Stars: I. A. Georgiev (NYR); 2. P. Buchnevich (NYR); 3. M. Zibanejad (NYR)

Mar. 31, Rangers 3 at Flyers 0 - Pavel Buchnevich tallied the first goal of the game at 16:25 of the first period and Ryan Strome extended the Rangers' lead to two with less than three seconds remaining in the opening frame. Brady Skjei recorded a goal at 7:39 of the third period to close out the scoring. Alexandar Georgiev stopped all 29 shots he faced to earn the win and the shutout.

Shots: NYR - 25; PHI - 29

PP: NYR - 0-2/3:31; PHI - 0-4/8:00

3 Stars: I. A. Georgiev (NYR); 2. P. Buchnevich (NYR); 3. M. Staal (NYR)

APRIL

Apr. 1, Rangers 2 at Devils 4 - New Jersey opened the scoring at 3:54 of the first period and extended its lead to two at 14:34 of the opening frame. Brett Howden recorded a goal to cut the Rangers' deficit in half with 1:20 remaining in the first period, and Filip Chytil tallied a power play goal in the second period to tie the game. The Devils notched a goal to take a 3-2 lead with 4:10 remaining in regulation and tallied an empty-net goal to close out the scoring. Henrik Lundqvist stopped 37 of 40 shots he faced.

Shots: NYR - 32; NJD - 41

PP: NYR - 1-2/3:34; NJD - 1-4/6:38

3 Stars: I. C. Carrick (NJD); 2. T. Zajac (NJD); 3. F. Chytil (NYR)

GAME SUMMARIES

Apr. 3, Rangers 1 vs. Senators 4 - Ottawa tallied two goals in the first period to take a 2-0 lead and extended its lead to three at 3:51 of the second period. Lias Andersson recorded a shorthanded goal for the Rangers at 4:52 of the second period. The Senators closed out the scoring with a goal at 14:58 of the third period.

Shots: NYR - 28; OTT - 31

PP: NYR - 0-2/4:00; OTT - 2-6/9:19

3 Stars: I. B. Tkachuk (OTT); 2. A. Nilsson (OTT); 3. C. White (OTT)

Apr. 5, Rangers 2 vs. Blue Jackets 3 (SO) - After neither team tallied a goal in the first period, Chris Kreider recorded a goal at 1:47 of the second period to give the Rangers a 1-0 lead. The Blue Jackets registered two goals in the third period to take a 2-1 lead, but Pavel Buchnevich recorded a goal with seven seconds remaining in regulation to tie the contest. Columbus won the game in a shootout. Alexandar Georgiev made 39 saves in regulation and the five-minute overtime period.

Shots: NYR - 27; CBJ - 41

PP: NYR - 0-0/0:00; CBJ - 0-2/4:00

3 Stars: I. A. Panarin (CBJ); 2. A. Georgiev (NYR); 3. S. Bobrovsky (CBJ)

Apr. 6, Rangers 4 at Penguins 3 (OT) - The Penguins tallied the first goal of the game at 6:36 of the first period, but Brendan Smith registered a goal to tie the game. After the Penguins took a 2-1 lead in the third period, the Blueshirts recorded two goals in a span of 1:16 to take a 3-2 lead, as Brady Skjei tallied a goal to tie the game and Vladislav Namestnikov registered a shorthanded goal with 6:10 remaining in regulation. Pittsburgh tied the game with 2:35 remaining in regulation. Ryan Strome recorded the game-winning goal at 2:09 of overtime.

Shots: NYR - 30; PIT - 39

PP: NYR - 0-0/0:00; PIT - 0-4/8:00

3 Stars: I. R. Strome (NYR); 2. J. Guentzel (PIT); 3. S. Crosby (PIT)

FINAL RANGERS SCORING

POS.	NO.	PLAYER		GP	G	A	PTS	+/-	PIM	PPG	SHG	GWG	S	S%		
C	93	Mika Zibanejad		82	30	44	74	-12	47	11	2	5	236	12.7		
LW	20	Chris Kreider		79	28	24	52	4	57	7	0	2	201	13.9		
C	13	Kevin Hayes	X	51	14	28	42	1	10	3	2	1	119	11.8		
RW	89	Pavel Buchnevich		64	21	17	38	-10	13	7	0	1	119	17.6		
RW	36	Mats Zuccarello	X	46	11	26	37	-11	24	3	0	1	99	11.1		
LW	26	Jimmy Vesey		81	17	18	35	-6	21	1	0	4	154	11.0		
C	16	Ryan Strome		63	18	15	33	-2	50	4	0	2	80	22.5		
			NYR	18	1	1	2	-1	14	0	0	0	30	3.3		
			EDM	18	1	1	2	-1	14	0	0	0	30	3.3		
			Total	81	19	16	35	-3	64	4	0	2	110	17.3		
C	90	Vladislav Namestnikov		78	11	20	31	-7	44	1	2	3	119	9.2		
D	77	Tony DeAngelo		61	4	26	30	6	77	0	0	0	111	3.6		
D	22	Kevin Shattenkirk		73	2	26	28	-15	20	1	0	0	148	1.4		
D	44	Neal Pionk		73	6	20	26	-16	35	2	0	1	132	4.5		
D	76	Brady Skjei		78	8	17	25	-4	44	0	0	1	126	6.3		
C	72	*Filip Chytil		75	11	12	23	-22	8	3	0	2	133	8.3		
C	21	*Brett Howden		66	6	17	23	-16	14	0	0	1	74	8.1		
RW	17	Jesper Fast		66	8	12	20	-3	26	0	0	1	80	10.0		
LW	48	*Brendan Lemieux		NYR	19	3	3	6	-4	44	0	0	30	10.0		
			WPG	44	9	2	11	10	64	0	0	1	37	24.3		
			Total	63	12	5	17	6	108	0	0	1	67	17.9		
D	42	Brendan Smith		63	4	9	13	-7	71	0	0	0	66	6.1		
D	18	Marc Staal		79	3	10	13	-9	32	0	0	0	84	3.6		
C	24	Boo Nieves		43	4	6	10	-4	8	0	0	1	34	11.8		
C	50	*Lias Andersson		42	2	4	6	-13	29	0	1	0	41	4.9		
D	33	Fredrik Claesson		37	2	4	6	3	9	0	0	0	44	4.5		
D	54	Adam McQuaid	X	36	2	3	5	3	33	0	0	0	19	10.5		
LW	23	Connor Brickley		14	1	3	4	3	9	0	0	0	18	5.6		
C	95	*Vinni Lettieri		27	1	2	3	-7	14	1	0	0	40	2.5		
G	30	Henrik Lundqvist		52	0	3	3	-	0	0	0	0	-	-		
C	23	Ryan Spooner	X	16	1	1	2	-5	0	0	0	0	24	4.2		
G	40	*Alexandar Georgiev		33	0	2	2	-	2	0	0	0	-	-		
LW	8	Cody McLeod	X	31	1	0	1	-10	60	0	0	0	21	4.8		
D	43	*Libor Hajek		5	1	0	1	1	6	0	0	0	10	10.0		
LW	39	Matt Beleskey		4	1	0	1	1	5	0	0	0	3	33.3		
D	55	*Ryan Lindgren		5	0	0	0	-6	8	0	0	0	8	0.0		
LW	25	*Tim Gettinger		4	0	0	0	E	0	0	0	0	2	0.0		
C	38	*Steven Fogarty		10	0	0	0	-1	0	0	0	0	9	0.0		
D	58	John Gilmour		5	0	0	0	-3	4	0	0	0	9	0.0		
GOALTENDING																
NO.	GOALTENDER			GP	W	L	OT	GAA	SV%	SO	GA	SA	MIN	G	A	PIM
30	Henrik Lundqvist			52	18	23	10	3.07	.907	0	158	1,699	3,089	0	3	0
40	*Alexandar Georgiev			33	14	13	4	2.91	.914	2	91	1,057	1,874	0	2	2

* Denotes rookie

"X" Denotes player who didn't end the 2018-19 season with the organization

SCORING BREAKDOWN

	HOME			ROAD			GAME WINNING			GAME-DECIDING GOALS
PLAYER	G	A	PTS	G	A	PTS	G	A	PTS	G
Lias Andersson	2	3	5	0	1	1	0	0	0	0
Matt Beleskey	0	0	0	1	0	1	0	0	0	0
Connor Brickley	0	0	0	1	3	4	0	0	0	0
Pavel Buchnevich	10	10	20	11	7	18	1	3	4	0
Filip Chytil	7	6	13	4	6	10	2	1	3	0
Fredrik Claesson	0	3	3	2	1	3	0	0	0	0
Tony DeAngelo	3	8	11	1	18	19	0	1	1	1
Jesper Fast	3	8	11	5	4	9	1	2	3	0
Steven Fogarty	0	0	0	0	0	0	0	0	0	0
Alexandar Georgiev	0	0	0	0	2	2	0	0	0	0
Tim Gettinger	0	0	0	0	0	0	0	0	0	0
John Gilmour	0	0	0	0	0	0	0	0	0	0
Libor Hajek	1	0	1	0	0	0	0	0	0	0
Kevin Hayes	8	14	22	6	14	20	1	2	3	0
Brett Howden	2	6	8	4	11	15	1	2	3	0
Chris Kreider	15	16	31	13	8	21	2	7	9	0
Brendan Lemieux	2	0	2	1	3	4	0	0	0	0
Vinni Lettieri	1	1	2	0	1	1	0	1	1	0
Ryan Lindgren	0	0	0	0	0	0	0	0	0	0
Henrik Lundqvist	0	3	3	0	0	0	0	0	0	0
Cody McLeod	1	0	1	0	0	0	0	0	0	0
Adam McQuaid	2	2	4	0	1	1	0	0	0	0
Vladislav Namestnikov	4	12	16	7	8	15	3	2	5	0
Boo Nieves	2	2	4	2	4	6	1	1	2	0
Neal Pionk	3	11	14	3	9	12	1	1	2	0
Kevin Shattenkirk	1	11	12	1	15	16	0	3	3	3
Brady Skjei	4	8	12	4	9	13	1	1	2	0
Brendan Smith	3	4	7	1	5	6	0	1	1	0
Ryan Spooner	0	0	0	1	1	2	0	0	0	0
Marc Staal	2	7	9	1	3	4	0	0	0	0
Ryan Strome	10	8	18	8	7	15	2	2	4	0
Jimmy Vesey	9	9	18	8	9	17	4	4	8	1
Mika Zibanejad	15	26	41	15	18	33	5	6	11	0
Mats Zuccarello	4	15	19	7	11	18	1	3	4	1
TOTALS	114	193	307	107	179	286	26	43	69	6

SPECIAL TEAMS SCORING BREAKDOWN

	EVEN STRENGTH			POWER PLAY			SHORTHANDED			TOTALS		
PLAYER	G	A	PTS	G	A	PTS	G	A	PTS	G	A	PTS
Lias Andersson	1	4	5	0	0	0	1	0	1	2	4	6
Matt Beleskey	1	0	1	0	0	0	0	0	0	1	0	1
Connor Brickley	1	3	4	0	0	0	0	0	0	1	3	4
Pavel Buchnevich	14	12	26	7	5	12	0	0	0	21	17	38
Filip Chytil	8	8	16	3	4	7	0	0	0	11	12	23
Fredrik Claesson	2	3	5	0	0	0	0	1	1	2	4	6
Tony DeAngelo	4	16	20	0	10	10	0	0	0	4	26	30
Jesper Fast	8	12	20	0	0	0	0	0	0	8	12	20
Steven Fogarty	0	0	0	0	0	0	0	0	0	0	0	0
Alexandar Georgiev	0	1	1	0	1	1	0	0	0	0	2	2
Tim Gettinger	0	0	0	0	0	0	0	0	0	0	0	0
John Gilmour	0	0	0	0	0	0	0	0	0	0	0	0
Libor Hajek	1	0	1	0	0	0	0	0	0	1	0	1
Kevin Hayes	9	19	28	3	8	11	2	1	3	14	28	42
Brett Howden	6	15	21	0	2	2	0	0	0	6	17	23
Chris Kreider	21	19	40	7	5	12	0	0	0	28	24	52
Brendan Lemieux	3	3	6	0	0	0	0	0	0	3	3	6
Vinni Lettieri	0	1	1	1	1	2	0	0	0	1	2	3
Ryan Lindgren	0	0	0	0	0	0	0	0	0	0	0	0
Henrik Lundqvist	0	1	1	0	2	2	0	0	0	0	3	3
Cody McLeod	1	0	1	0	0	0	0	0	0	1	0	1
Adam McQuaid	2	2	4	0	0	0	0	1	1	2	3	5
Vladislav Namestnikov	8	15	23	1	2	3	2	3	5	11	20	31
Boo Nieves	4	6	10	0	0	0	0	0	0	4	6	10
Neal Pionk	4	8	12	2	11	13	0	1	1	6	20	26
Kevin Shattenkirk	1	20	21	1	6	7	0	0	0	2	26	28
Brady Skjei	8	16	24	0	0	0	0	1	1	8	17	25
Brendan Smith	4	8	12	0	0	0	0	1	1	4	9	13
Ryan Spooner	1	1	2	0	0	0	0	0	0	1	1	2
Marc Staal	3	10	13	0	0	0	0	0	0	3	10	13
Ryan Strome	14	12	26	4	3	7	0	0	0	18	15	33
Jimmy Vesey	16	15	31	1	3	4	0	0	0	17	18	35
Mika Zibanejad	17	32	49	11	12	23	2	0	2	30	44	74
Mats Zuccarello	8	15	23	3	11	14	0	0	0	11	26	37
TOTALS	170	277	447	44	86	130	7	9	16	221	372	593

SCORING BREAKDOWN BY MONTH

PLAYER	OCTOBER			NOVEMBER			DECEMBER			JANUARY		
	G	A	PTS	G	A	PTS	G	A	PTS	G	A	PTS
Lias Andersson	-	-	-	1	1	2	0	2	2	-	-	-
Matt Beleskey	-	-	-	-	-	-	1	0	1	-	-	-
Connor Brickley	-	-	-	-	-	-	-	-	-	-	-	-
Pavel Buchnevich	3	2	5	2	2	4	1	1	2	3	2	5
Filip Chytil	0	2	2	5	2	7	1	3	4	3	2	5
Fredrik Claesson	0	0	0	1	0	1	1	1	2	0	2	2
Tony DeAngelo	1	3	4	1	3	4	0	1	1	2	1	3
Jesper Fast	1	4	5	0	4	4	4	1	5	2	1	3
Steven Fogarty	-	-	-	0	0	0	0	0	0	-	-	-
Alexandar Georgiev	0	0	0	0	1	1	0	0	0	0	1	1
Tim Gettinger	-	-	-	0	0	0	0	0	0	-	-	-
John Gilmour	-	-	-	-	-	-	-	-	-	-	-	-
Libor Hajek	-	-	-	-	-	-	-	-	-	-	-	-
Kevin Hayes	2	2	4	3	10	13	5	11	16	0	2	2
Brett Howden	2	4	6	2	5	7	0	1	1	0	1	1
Chris Kreider	6	3	9	7	5	12	7	3	10	3	4	7
Brendan Lemieux	-	-	-	-	-	-	-	-	-	-	-	-
Vinni Lettieri	0	0	0	0	0	0	0	0	0	-	-	-
Ryan Lindgren	-	-	-	-	-	-	-	-	-	0	0	0
Henrik Lundqvist	0	0	0	0	1	1	0	1	1	0	0	0
Cody McLeod	0	0	0	1	0	1	0	0	0	0	0	0
Adam McQuaid	0	2	2	-	-	-	0	0	0	0	1	1
Vladislav Namestnikov	1	2	3	1	5	6	2	4	6	0	1	1
Boo Nieves	-	-	-	-	-	-	2	0	2	0	5	5
Neal Pionk	0	6	6	4	5	9	1	3	4	0	1	1
Kevin Shattenkirk	0	3	3	1	4	5	0	1	1	1	4	5
Brady Skjei	1	4	5	1	2	3	1	3	4	0	2	2
Brendan Smith	1	2	3	1	2	3	0	1	1	0	1	1
Ryan Spooner	1	1	2	0	0	0	-	-	-	-	-	-
Marc Staal	0	1	1	1	3	4	2	3	5	0	1	1
Ryan Strome	-	-	-	1	2	3	1	3	4	4	0	4
Jimmy Vesey	3	0	3	5	4	9	2	6	8	1	3	4
Mika Zibanejad	5	5	10	3	8	11	3	10	13	9	5	14
Mats Zuccarello	3	7	10	0	0	0	1	3	4	4	9	13
TOTALS	30	53	83	41	69	110	35	62	97	32	49	81

SCORING BREAKDOWN BY MONTH

PLAYER	FEBRUARY			MARCH			APRIL			TOTALS		
	G	A	PTS	G	A	PTS	G	A	PTS	G	A	PTS
Lias Andersson	0	1	1	0	0	0	1	0	1	2	4	6
Matt Beleskey	-	-	-	-	-	-	-	-	-	1	0	1
Connor Brickley	1	2	3	0	0	0	0	1	1	1	3	4
Pavel Buchnevich	3	6	9	8	4	12	1	0	1	21	17	38
Filip Chytil	1	1	2	0	2	2	1	0	1	11	12	23
Fredrik Claesson	0	1	1	0	0	0	0	0	0	2	4	6
Tony DeAngelo	0	11	11	0	6	6	0	1	1	4	26	30
Jesper Fast	1	1	2	0	1	1	-	-	-	8	12	20
Steven Fogarty	-	-	-	-	-	-	-	-	-	0	0	0
Alexandar Georgiev	0	0	0	0	0	0	0	0	0	0	2	2
Tim Gettinger	-	-	-	-	-	-	-	-	-	0	0	0
John Gilmour	-	-	-	0	0	0	0	0	0	0	0	0
Libor Hajek	-	-	-	1	0	1	-	-	-	1	0	1
Kevin Hayes	4	3	7	-	-	-	-	-	-	14	28	42
Brett Howden	-	-	-	1	6	7	1	0	1	6	17	23
Chris Kreider	3	6	9	1	3	4	1	0	1	28	24	52
Brendan Lemieux	0	0	0	3	3	6	0	0	0	3	3	6
Vinni Lettieri	0	0	0	1	1	2	0	1	1	1	2	3
Ryan Lindgren	-	-	-	-	-	-	0	0	0	0	0	0
Henrik Lundqvist	0	1	1	0	0	0	0	0	0	0	3	3
Cody McLeod	0	0	0	-	-	-	-	-	-	1	0	1
Adam McQuaid	2	0	2	-	-	-	-	-	-	2	3	5
Vladislav Namestnikov	4	3	7	2	3	5	1	2	3	11	20	31
Boo Nieves	2	0	2	0	1	1	0	0	0	4	6	10
Neal Pionk	0	1	1	1	2	3	0	2	2	6	20	26
Kevin Shattenkirk	0	7	7	0	6	6	0	1	1	2	26	28
Brady Skjei	3	0	3	1	6	7	1	0	1	8	17	25
Brendan Smith	0	1	1	1	1	2	1	1	2	4	9	13
Ryan Spooner	-	-	-	-	-	-	-	-	-	1	1	2
Marc Staal	0	2	2	0	0	0	0	0	0	3	10	13
Ryan Strome	3	5	8	8	4	12	1	1	2	18	15	33
Jimmy Vesey	5	5	10	1	0	1	0	0	0	17	18	35
Mika Zibanejad	7	8	15	3	6	9	0	2	2	30	44	74
Mats Zuccarello	3	7	10	-	-	-	-	-	-	11	26	37
TOTALS	42	72	114	32	55	87	9	12	21	221	372	593

SCORING BREAKDOWN BY DIVISION

EASTERN CONFERENCE

PLAYER	METROPOLITAN			ATLANTIC			TOTALS		
	G	A	PTS	G	A	PTS	G	A	PTS
Lias Andersson	0	2	2	2	1	3	2	3	5
Matt Beleskey	0	0	0	1	0	1	1	0	1
Connor Brickley	1	2	3	0	1	1	1	3	4
Pavel Buchnevich	8	7	15	5	6	11	13	13	26
Filip Chytil	4	6	10	3	3	6	7	9	16
Fredrik Claesson	1	2	3	1	2	3	2	4	6
Tony DeAngelo	2	13	15	1	7	8	3	20	23
Jesper Fast	1	5	6	2	4	6	3	9	12
Steven Fogarty	0	0	0	0	0	0	0	0	0
Alexandar Georgiev	0	2	2	0	0	0	0	2	2
Tim Gettinger	0	0	0	0	0	0	0	0	0
John Gilmour	0	0	0	0	0	0	0	0	0
Libor Hajek	1	0	1	0	0	0	1	0	1
Kevin Hayes	3	11	14	7	11	18	10	22	32
Brett Howden	1	7	8	1	4	5	2	11	13
Chris Kreider	15	9	24	4	7	11	19	16	35
Brendan Lemieux	1	0	1	1	2	3	2	2	4
Vinni Lettieri	1	1	2	0	0	0	1	1	2
Ryan Lindgren	0	0	0	0	0	0	0	0	0
Henrik Lundqvist	0	1	1	0	2	2	0	3	3
Cody McLeod	1	0	1	0	0	0	1	0	1
Adam McQuaid	0	1	1	1	2	3	1	3	4
Vladislav Namestnikov	4	10	14	5	7	12	9	17	26
Boo Nieves	1	4	5	2	1	3	3	5	8
Neal Pionk	1	10	11	4	5	9	5	15	20
Kevin Shattenkirk	1	13	14	1	6	7	2	19	21
Brady Skjei	6	4	10	0	10	10	6	14	20
Brendan Smith	1	3	4	2	3	5	3	6	9
Ryan Spooner	0	0	0	0	1	1	0	1	1
Marc Staal	0	2	2	1	2	3	1	4	5
Ryan Strome	12	4	16	4	6	10	16	10	26
Jimmy Vesey	9	6	15	6	7	13	15	13	28
Mika Zibanejad	8	20	28	12	11	23	20	31	51
Mats Zuccarello	5	8	13	3	6	9	8	14	22
TOTALS	88	153	241	69	117	186	157	270	427

SCORING BREAKDOWN BY DIVISION

PLAYER	WESTERN CONFERENCE								
	CENTRAL			PACIFIC			TOTALS		
	G	A	PTS	G	A	PTS	G	A	PTS
Lias Andersson	0	1	1	0	0	0	0	1	1
Matt Beleskey	0	0	0	0	0	0	0	0	0
Connor Brickley	0	0	0	0	0	0	0	0	0
Pavel Buchnevich	6	1	7	2	3	5	8	4	12
Filip Chytil	2	1	3	2	2	4	4	3	7
Fredrik Claesson	0	0	0	0	0	0	0	0	0
Tony DeAngelo	0	3	3	1	3	4	1	6	7
Jesper Fast	4	1	5	1	2	3	5	3	8
Steven Fogarty	0	0	0	0	0	0	0	0	0
Alexandar Georgiev	0	0	0	0	0	0	0	0	0
Tim Gettinger	0	0	0	0	0	0	0	0	0
John Gilmour	0	0	0	0	0	0	0	0	0
Libor Hajek	0	0	0	0	0	0	0	0	0
Kevin Hayes	1	1	2	3	5	8	4	6	10
Brett Howden	0	3	3	4	3	7	4	6	10
Chris Kreider	5	5	10	4	3	7	9	8	17
Brendan Lemieux	0	0	0	1	1	2	1	1	2
Vinni Lettieri	0	1	1	0	0	0	0	1	1
Ryan Lindgren	0	0	0	0	0	0	0	0	0
Henrik Lundqvist	0	0	0	0	0	0	0	0	0
Cody McLeod	0	0	0	0	0	0	0	0	0
Adam McQuaid	0	0	0	1	0	1	1	0	1
Vladislav Namestnikov	0	0	0	2	3	5	2	3	5
Boo Nieves	1	0	1	0	1	1	1	1	2
Neal Pionk	0	2	2	1	3	4	1	5	6
Kevin Shattenkirk	0	5	5	0	2	2	0	7	7
Brady Skjei	0	1	1	2	2	4	2	3	5
Brendan Smith	0	2	2	1	1	2	1	3	4
Ryan Spooner	0	0	0	1	0	1	1	0	1
Marc Staal	2	3	5	0	3	3	2	6	8
Ryan Strome	2	4	6	0	1	1	2	5	7
Jimmy Vesey	2	0	2	0	5	5	2	5	7
Mika Zibanejad	4	8	12	6	5	11	10	13	23
Mats Zuccarello	2	5	7	1	7	8	3	12	15
TOTALS	31	47	78	33	55	88	64	102	166

MISCELLANEOUS STATISTICS

WIN/LOSS BREAKDOWN

DIVISION	HOME	PTS	GF	GA	AWAY	PTS	GF	GA	OVERALL	PTS	GF	GA
Atlantic	7-4-1	15	39	32	4-6-2	10	32	43	11-10-3	25	71	75
Metropolitan	4-6-4	12	39	44	6-6-2	14	50	58	10-12-6	26	89	102
Central	4-2-1	9	19	19	2-5-0	4	13	24	6-7-1	13	32	43
Pacific	3-2-3	9	19	22	2-5-1	5	16	30	5-7-4	14	35	52
TOTALS	18-14-9	45	116	117	14-22-5	33	111	155	32-36-14	78	227	272

GOALS BY PERIOD

	1ST	2ND	3RD	OT/SO	TOTALS
Rangers	65	65	88	3/6	221 (2.70 G/GP)
Opponents	74	87	97	9/5	267 (3.26 GA/GP)

SHOTS BY PERIOD

	1ST	2ND	3RD	OT	TOTALS
Rangers	800	794	757	42	2,393 (29.2 S/GP)
Opponents	934	951	833	56	2,774 (33.8 SA/GP)

TEAM STATISTICS

Most Goals, Game:	6	(2x), last – 2/15/19 at BUF
Most Goals Allowed, Game:	8	10/7/18 at CAR
Most Goals, Period:	3	(12x), last – 3/9/19 vs. NJD (3rd period)
Most Goals Allowed, Period:	4	(4x), last – 3/27/19 at BOS (3rd period)
Largest Margin of Victory:	5	11/21/18 vs. NYI
Largest Margin of Defeat:	5	(3x), last – 1/6/19 at ARI
Most Shots, Game:	45	10/21/18 vs. CGY
Most Shots Allowed, Game:	56	2/10/19 vs. TOR
Most Shots, Period:	20	(2x), last – 10/21/18 vs. CGY (3rd period)
Most Shots Allowed, Period:	22	2/10/19 vs. TOR (1st period)
Least Shots, Game:	19	(3x), last – 12/2/18 vs. WPG
Least Shots Allowed, Game:	15	12/18/18 vs. ANA
Least Shots, Period:	1	10/25/18 at CHI (3rd period)
Least Shots Allowed, Period:	1	(2x), last – 1/10/19 vs. NYI (3rd period)
Most Power Play Goals, Game:	3	(2x), last – 1/15/19 vs. CAR
Most Power Play Goals Allowed, Game:	4	3/27/19 at BOS
Most Shorthanded Goals, Game:	1	(7x), last – 4/6/19 at PIT
Most Shorthanded Goals Allowed, Game:	1	(4x), last – 4/3/19 vs. OTT
Most Hits, Game:	57	2/17/19 at PIT
Most Faceoff Wins, Game:	39	(2x), last – 12/2/18 vs. WPG
Highest Faceoff Win Percentage, Game:	64.3%	11/24/18 vs. WSH (27-for-42)
Most Blocked Shots, Game:	33	3/23/19 at TOR
Longest Winning Streak:	4	10/30/18 at SJS – 11/6/18 vs. MTL
Longest Point Streak:	7	10/30/18 at SJS – 11/12/18 vs. VAN (6-0-1)
Longest Losing Streak:	5	1/2/19 vs. PIT – 1/10/19 vs. NYI
Longest Winless Streak:	6	2/24/19 at WSH – 3/7/19 at DET (0-2-4)

INDIVIDUAL STATISTICS

Most Goals, Game:	3	Mika Zibanejad, 1/31/19 at NJD
Most Assists, Game:	4	Mika Zibanejad, 12/29/18 at NSH
Most Points, Game:	4	(4x), last – Mika Zibanejad, 1/31/19 at NJD (3 G, 1 A)
Most Shots, Game:	8	(2x), last – Mats Zuccarello, 2/17/19 at PIT
Most PIM, Game:	17	Brendan Smith, 10/23/18 vs. FLA
Most Hits, Game:	9	Neal Pionk, 2/17/19 at PIT
Most Blocked Shots, Game:	7	John Gilmour, 3/23/19 at TOR
Longest Goal Streak:	5	Filip Chytil, 11/12/18 vs. VAN – 11/21/18 vs. NYI (5)
Longest Assist Streak:	8	Tony DeAngelo, 2/12/19 at WPG – 2/27/19 vs. TBL (9)
Longest Point Streak:	9	Kevin Hayes, 12/8/18 at FLA – 12/29/18 at NSH (5 G, 11 A)
Most Saves, Game:	55	Alexandar Georgiev, 2/10/19 vs. TOR

MISCELLANEOUS STATISTICS

MONTH-BY-MONTH RECORD

	GP	W	L	OT	PTS	GF	GA
October	12	4	7	1	9	32	41
November	14	9	4	1	19	43	38
December	12	4	3	5	13	36	44
January	12	5	7	0	10	32	45
February	13	5	5	3	13	43	43
March	15	4	8	3	11	32	47
April	4	1	2	1	3	9	14
TOTALS	82	32	36	14	78	227	272

2018-19 RANGERS SITUATIONAL RECORD

	W	L	OT
Scoring first	16	10	11
Opponent scoring first	16	26	3
Leading after 1st Period	10	5	4
Trailing after 1st Period	4	18	5
Tied after 1st Period	18	13	5
Leading after 2nd Period	13	0	5
Trailing after 2nd Period	6	27	4
Tied after 2nd Period	13	9	5
OT Record	9	14	-
Five-Minute Overtime Record	3	9	-
Shootout Record	6	5	-
Outshooting opponent	12	12	2
Outshot by opponent	20	24	12
Even shots	-	-	-
Outscoring opponent on special teams	9	5	3
Outscored on special teams	8	13	4
Special teams scoring is even	15	18	7
Second game of back-to-backs	2	5	4
Third game in four days	4	6	2
Wearing White at Home	1	1	0
Wearing Blue on the Road	1	1	0
Afternoon games	3	6	3
Night games	29	30	11
Sunday	3	6	5
Monday	4	3	2
Tuesday	7	5	0
Wednesday	2	4	2
Thursday	4	6	2
Friday	2	5	3
Saturday	10	7	0
1-Goal Games	18	10	14
2-Goal Games	7	8	-
3-Goal Games	4	13	-
4-Goal Games	2	2	-
5-Goal Games	1	3	-

WHEN RANGERS SCORE...

WHEN OPPOSITION SCORES...

	W	L	OT		W	L	OT
0 Goals	0	6	0	0 Goals	2	0	0
1 Goal	0	9	0	1 Goal	9	2	0
2 Goals	6	10	6	2 Goals	12	1	0
3 Goals	7	7	7	3 Goals	7	6	6
4 Goals	11	0	0	4 Goals	2	12	7
5 Goals	6	4	1	5 Goals	0	7	0
6 Goals	2	0	0	6 Goals	0	4	1
7 Goals	-	-	-	7 Goals	0	3	0
8 Goals	-	-	-	8 Goals	0	1	0

HAT TRICKS

BY RANGERS (1)	DATE	OPPONENT/SITE	GOALTENDER
Mika Zibanejad	1/31/19	NJD/NJD	Keith Kinkaid
AGAINST RANGERS (4)	DATE	OPPONENT/SITE	GOALTENDER
Anthony Beauvillier	11/15/18	NYI/NYI	Henrik Lundqvist
Steven Stamkos	12/10/18	TBL/TBL	Henrik Lundqvist
Joel Armia	3/1/19	MTL/MSG	Henrik Lundqvist (2), Empty Net (1)
David Pastrnak	3/27/19	BOS/BOS	Henrik Lundqvist

SHORTHANDED GOALS

BY RANGERS (7)	DATE	OPPONENT/SITE	GOALTENDER
Mika Zibanejad	10/23/18	FLA/MSG	Michael Hutchinson
Mika Zibanejad	11/6/18	MTL/MSG	Carey Price
Kevin Hayes	11/15/18	NYI/NYI	Thomas Greiss
Vladislav Namestnikov	12/8/18	FLA/FLA	Roberto Luongo
Kevin Hayes	12/18/18	ANA/MSG	Chad Johnson
Lias Andersson	4/3/19	OTT/MSG	Anders Nilsson
Vladislav Namestnikov	4/6/19	PIT/PIT	Matt Murray
AGAINST RANGERS (4)	DATE	OPPONENT/SITE	GOALTENDER
Marcus Sorensen	10/11/18	SJS/MSG	Henrik Lundqvist
Alexander Wennberg	11/10/18	CBJ/CBJ	Alexandar Georgiev
Teddy Blueger	3/25/19	PIT/MSG	Alexandar Georgiev
Zack Smith	4/3/19	OTT/MSG	Henrik Lundqvist

PENALTY SHOTS

BY RANGERS (1)	DATE	OPPONENT/SITE	GOALTENDER (RESULT)
Jimmy Vesey	1/4/19	COL/COL	Philipp Grubauer (Save)
AGAINST RANGERS (0)	DATE	OPPONENT/SITE	GOALTENDER (RESULT)
None			

EMPTY NET GOALS

BY RANGERS (10)	DATE	OPPONENT/SITE	GOALTENDER PULLED
Kevin Hayes	10/23/18	FLA/MSG	James Reimer
Jimmy Vesey	11/4/18	BUF/MSG	Carter Hutton
Mika Zibanejad	11/26/18	OTT/MSG	Craig Anderson
Filip Chytil	12/18/18	ANA/MSG	Chad Johnson
Mika Zibanejad	1/17/19	CHI/MSG	Collin Delia
Kevin Hayes	2/10/19	TOR/MSG	Garret Sparks
Vladislav Namestnikov	2/15/19	BUF/BUF	Linus Ullmark
Ryan Strome	2/23/19	NJD/MSG	Cory Schneider
Ryan Strome	3/9/19	NJD/MSG	Cory Schneider
Chris Kreider	3/29/19	STL/MSG	Jordan Binnington
AGAINST RANGERS (18)	DATE	OPPONENT/SITE	GOALTENDER PULLED
Colton Sissons	10/4/18	NSH/MSG	Henrik Lundqvist
Jake Eichel	10/6/18	BUF/BUF	Henrik Lundqvist
Teuvo Teravainen	10/7/18	CAR/CAR	Alexandar Georgiev
Alex DeBrincat	10/25/18	CHI/CHI	Henrik Lundqvist
Cal Clutterbuck	11/15/18	NYI/NYI	Alexandar Georgiev
Jordan Weal	11/23/18	PHI/PHI	Henrik Lundqvist
Tom Wilson	11/24/18	WSH/MSG	Alexandar Georgiev
Anthony Cirelli	12/10/18	TBL/TBL	Henrik Lundqvist
Mitchell Marner	12/22/18	TOR/TOR	Alexandar Georgiev
Ryan Carpenter	1/8/19	VGK/VGK	Alexandar Georgiev
Andrei Svechnikov	2/8/19	CAR/MSG	Henrik Lundqvist
Brock McGinn	2/8/19	CAR/MSG	Henrik Lundqvist
Jordan Greenway	2/21/19	MIN/MSG	Henrik Lundqvist
Joel Armia	3/1/19	MTL/MSG	Henrik Lundqvist
Jake Virtanen	3/13/19	VAN/VAN	Henrik Lundqvist
J.T. Brown	3/16/19	MIN/MIN	Henrik Lundqvist
Andreas Athanasiou	3/19/19	DET/MSG	Henrik Lundqvist
Joey Anderson	4/1/19	NJD/NJD	Henrik Lundqvist

SHOOTOUT STATISTICS

TOTAL		HOME		ROAD	
GP	W-L	GP	W-L	GP	W-L
11	6-5	6	2-4	5	4-1
G/S	S%	G/S	S%	G/S	S%
16/40	40.0%	7/24	29.2%	9/16	56.3%
GA/SA	SV%	GA/SA	SV%	GA/SA	SV%
13/38	.658	9/23	.609	4/15	.733

GAME-DECIDING GOALS

DATE	OPPONENT	SCORED BY	LOSING GOALIE	WINNING TEAM	FINAL SCORE
10/16/18	COL	Kevin Shattenkirk	Semyon Varlamov	RANGERS	3-2
10/30/18	at SJS	Kevin Shattenkirk	Martin Jones	RANGERS	4-3
11/1/18	at ANA	Mats Zuccarello	John Gibson	RANGERS	3-2
11/10/18	at CBJ	Jimmy Vesey	Joonas Korpisalo	RANGERS	5-4
12/2/18	WPG	Mark Scheifele	Henrik Lundqvist	Jets	3-4
12/8/18	at FLA	Kevin Shattenkirk	Roberto Luongo	RANGERS	5-4
12/23/18	PHI	Nolan Patrick	Henrik Lundqvist	Flyers	2-3
2/6/19	BOS	Tony DeAngelo	Jaroslav Halak	RANGERS	4-3
3/3/19	WSH	Alex Ovechkin	Alexandar Georgiev	Capitals	2-3
3/7/19	at DET	Andreas Athanasiou	Henrik Lundqvist	Red Wings	2-3
4/5/19	CBJ	Artemi Panarin	Alexandar Georgiev	Blue Jackets	2-3

SHOOTOUT GOALIE STATS

GOALIE	WINS	LOSSES	GOALS AGAINST	SHOTS AGAINST	SV%
Henrik Lundqvist	3	3	6	18	.667
Alexandar Georgiev	3	2	7	20	.650

SHOOTOUT PLAYER STATS

PLAYER	GOALS	SHOTS	SHOT %	GDG
Kevin Shattenkirk	5	8	62.5%	3
Mika Zibanejad	5	11	45.5%	0
Mats Zuccarello	2	5	40.0%	1
Tony DeAngelo	2	4	50.0%	1
Kevin Hayes	1	4	25.0%	0
Jimmy Vesey	1	3	33.3%	1
Pavel Buchnevich	0	2	0.0%	0
Filip Chytil	0	2	0.0%	0
Ryan Spooner	0	1	0.0%	0

COACH'S CHALLENGES

TEAM GAME	DATE	OPPONENT	TEAM CHALLENGING	REASON FOR CHALLENGE	STANDS/REVERSED
4	10/11/18	SJS	Sharks	Offsides	Stands
10	10/25/18	at CHI	RANGERS	Goaltender Interference	Stands
11	10/28/18	at LAK	Kings	Goaltender Interference	Stands
25	11/26/18	OTT	RANGERS	Goaltender Interference	Stands
25	11/26/18	OTT	Senators	Goaltender Interference	Stands
36	12/27/18	CBJ	Blue Jackets	Offsides	Reversed
47	1/17/19	CHI	Blackhawks	Offsides	Reversed
52	2/4/19	LAK	Kings	Offsides	Stands
60	2/21/19	MIN	RANGERS	Offsides	Reversed
61	2/23/19	NJD	Devils	Goaltender Interference	Stands
69	3/11/19	at EDM	Oilers	Goaltender Interference	Reversed
75	3/25/19	PIT	RANGERS	Offsides	Stands
77	3/29/19	STL	Blues	Goaltender Interference	Reversed
81	4/5/19	CBJ	Blue Jackets	Goaltender Interference	Stands

TRANSACTIONS

DATE	TRANSACTION
Oct. 18	Recalled Marek Mazanec from Hartford (AHL); Assigned Alexandar Georgiev to Hartford (AHL)
Oct. 22	Recalled Alexandar Georgiev from Hartford (AHL); Assigned Marek Mazanec to Hartford (AHL)
Oct. 25	Assigned Matt Beleskey to Hartford (AHL)
Nov. 5	Recalled Lias Andersson from Hartford (AHL)
Nov. 8	Assigned Boo Nieves to Hartford (AHL)
Nov. 14	Recalled Marek Mazanec from Hartford (AHL) and Assigned Alexandar Georgiev to Hartford (AHL); Recalled Alexander Georgiev from Hartford (AHL) and Assigned Marek Mazanec to Hartford (AHL)
Nov. 16	Acquired Ryan Strome from Edmonton in exchange for Ryan Spooner
Nov. 18	Assigned Vinni Lettieri to Hartford (AHL); Recalled Steven Fogarty from Hartford (AHL)
Nov. 23	Recalled Tim Gettinger from Hartford (AHL)
Nov. 24	Assigned Tim Gettinger to Hartford (AHL)
Nov. 25	Recalled Tim Gettinger from Hartford (AHL)
Nov. 30	Recalled Vinni Lettieri from Hartford (AHL)
Dec. 2	Recalled Matt Beleskey from Hartford (AHL); Assigned Tim Gettinger to Hartford (AHL)
Dec. 3	Recalled Dustin Tokarski from Hartford (AHL); Assigned Matt Beleskey, Alexandar Georgiev, and Vinni Lettieri to Hartford (AHL)
Dec. 6	Recalled Matt Beleskey from Hartford (AHL)
Dec. 8	Recalled Cole Schneider from Hartford (AHL)
Dec. 11	Assigned Cole Schneider and Steven Fogarty to Hartford (AHL)
Dec. 15	Recalled Boo Nieves from Hartford (AHL)
Dec. 16	Recalled Alexandar Georgiev from Hartford (AHL); Assigned Matt Beleskey and Dustin Tokarski to Hartford (AHL)
Dec. 28	Assigned Lias Andersson to Hartford (AHL)
Jan. 14	Acquired Connor Brickley from Nashville in exchange for Cole Schneider; Recalled Ryan Lindgren from Hartford (AHL)
Jan. 18	Recalled Marek Mazanec from Hartford (AHL); Assigned Alexandar Georgiev to Hartford (AHL)
Jan. 19	Assigned Ryan Lindgren and Boo Nieves to Hartford (AHL)
Jan. 27	Recalled Alexandar Georgiev and Boo Nieves from Hartford (AHL)
Feb. 6	Acquired a seventh-round pick in the 2020 NHL Entry Draft from Nashville in exchange for Cody McLeod; Recalled Vinni Lettieri from Hartford (AHL)
Feb. 12	Acquired a seventh-round pick in the 2020 NHL Entry Draft from Vancouver in exchange for Marek Mazanec
Feb. 13	Assigned Vinni Lettieri to Hartford (AHL)
Feb. 14	Recalled Connor Brickley from Hartford (AHL)
Feb. 18	Acquired Darren Raddysh from Chicago in exchange for Peter Holland
Feb. 21	Recalled Lias Andersson from Hartford (AHL)
Feb. 23	Acquired a second-round pick in the 2019 NHL Entry Draft and a conditional third-round pick in the 2020 NHL Entry Draft from Dallas in exchange for Mats Zuccarello
Feb. 25	Acquired a first-round pick in the 2019 NHL Entry Draft, Brendan Lemieux, and a conditional fourth-round pick in the 2022 NHL Entry Draft from Winnipeg in exchange for Kevin Hayes; Re-signed Boo Nieves and Steven Fogarty; Acquired Julius Bergman, a fourth-round pick in the 2019 NHL Entry Draft, and a seventh-round pick in the 2019 NHL Entry Draft from Columbus in exchange for Adam McQuaid
Feb. 28	Recalled Libor Hajek from Hartford (AHL)
Mar. 4	Agreed to terms with Joey Keane on an entry-level contract
Mar. 9	Agreed to terms with Adam Huska on an entry-level contract
Mar. 15	Agreed to terms with free agent forward Jake Elmer
Mar. 18	Recalled John Gilmour and Vinni Lettieri from Hartford (AHL)
Mar. 30	Agreed to terms with free agent forward Patrick Newell
Apr. 4	Recalled Ryan Lindgren from Hartford (AHL)
Apr. 7	Assigned John Gilmour, Vinni Lettieri, and Ryan Lindgren to Hartford (AHL)

2019 OFF-SEASON ACTIVITY

DATE	TRANSACTION
April 15	Keith McCambridge relieved of coaching duties with Hartford Wolf Pack; Rangers declined to exercise option on contract for Wolf Pack Assistant Coach Joe Mormina.
April 30	Acquired Adam Fox from Carolina in exchange for a second-round pick in the 2019 NHL Entry Draft (later traded) and a conditional third-round pick in the 2020 NHL Entry Draft.
May 2	Signed Adam Fox to first NHL contract.
May 3	Signed Vitali Kravtsov and Igor Shesterkin to first NHL contracts.
May 16	Jim Schoenfeld stepped down from his position as Senior Vice President and Assistant General Manager.
May 17	Named John Davidson President.
May 20	Signed Yegor Rykov to first NHL contract.
June 5	Signed Tarmo Reunanen to first NHL contract.
June 17	Acquired Jacob Trouba from Winnipeg in exchange for Neal Pionk and a first-round pick in the 2019 NHL Entry Draft (Ville Heinola).
July 1	Acquired a third-round pick in the 2021 NHL Entry Draft from Buffalo in exchange for Jimmy Vesey. Signed Artemi Panarin, Greg McKegg, and Danny O'Regan as free agents.
July 11	Signed Kaapo Kakko to first NHL contract.
July 18	Signed Phillip Di Giuseppe as a free agent.
July 19	Signed Jacob Trouba to a new contract.
July 24	Re-signed Vinni Lettieri.
July 26	Re-signed Pavel Buchnevich.
July 29	Named Kris Knoblauch Head Coach of the Hartford Wolf Pack.
August 1	Bought out Kevin Shattenkirk.
August 2	Named Gord Murphy Associate Head Coach of the Hartford Wolf Pack.
August 21	Named Tanner Glass and Tuomo Ruutu Assistant Directors of Player Development. Named Chris Morehouse Director of North American Scouting. Named Marshall Davidson and Derek Ginnell Amateur Scouts. Reassigned Steve Konowalchuk from the team's amateur scouting staff to the team's professional scouting staff. Named David Cuniff Assistant Coach of the Hartford Wolf Pack. Named Chris Hoeler Video Coach of the Hartford Wolf Pack.
September 11	Re-signed Brendan Lemieux.

MANPOWER GAMES LOST DUE TO INJURY OR ILLNESS IN 2018-19

PLAYER	TYPE OF INJURY	DATE OF INJURY	DATES MISSED	GAMES MISSED
Matt Beleskey	Separated Shoulder	Sept. 24	Oct. 4 - Oct. 23	9
Pavel Buchnevich	Broken Thumb	Nov. 10	Nov. 12 - Dec. 10	13
	Precautionary	Mar. 31	Apr. 1	1
Filip Chytil	Upper-Body	Apr. 1	Apr. 3 - Apr. 6	3
Fredrik Claesson	Upper-Body	Oct. 17	Oct. 21 - Nov. 9	9
	Shoulder	Jan. 12	Jan. 13 - Feb. 15	13
Tony DeAngelo	Lower-Body	Apr. 5	Apr. 6	1
Jesper Fast	Upper-Body	Dec. 14	Dec. 16 - Dec. 27	5
	Flu	Feb. 17	Feb. 17	1
	Upper-Body	Mar. 16	Mar. 19 - Apr. 6	10
Libor Hajek	Separated Shoulder	Mar. 9	Mar. 11 - Apr. 6	14
Kevin Hayes	Upper-Body	Jan. 2	Jan. 4 - Jan. 19	9
Brett Howden	Precautionary	Nov. 4	Nov. 6	1
	MCL Sprain	Jan. 29	Jan. 31 - Mar. 1	15
Chris Kreider	Undisclosed	Mar. 19	Mar. 23 - Mar. 27	3
Cody McLeod	Fractured Hand	Nov. 21	Nov. 23 - Dec. 27	14
Adam McQuaid	Lower-Body	Oct. 25	Oct. 28 - Dec. 14	21
	Undisclosed	Jan. 12	Jan. 13	1
Vladislav Namestnikov	Concussion Protocol	Nov. 26	Nov. 29 - Dec. 2	3
Boo Nieves	Concussion Protocol	Sept. 17	Oct. 4 - Nov. 6	15
Neal Pionk	Lower-Body	Jan. 10	Jan. 12	1
	Lower-Body	Jan. 13	Jan. 15 - Jan. 19	3
	Eye	Feb. 17	Feb. 19	1
Kevin Shattenkirk	Separated Shoulder	Dec. 10	Dec. 14 - Dec. 29	7
Brady Skjei	Lower-Body	Feb. 15	Feb. 17	1
Ryan Spooner	Lower-Body	Nov. 1	Nov. 4	1
Marc Staal	Lower-Body	Mar. 23	Mar. 25 - Mar. 27	2
Mats Zuccarello	Groin Strain	Nov. 6	Nov. 9 - Nov. 12	3
	Groin	Nov. 15	Nov. 17 - Nov. 21	3
	Groin	Nov. 23	Nov. 24 - Dec. 10	7
	Foot Infection	Jan. 19	Jan. 29	1
			TOTAL	191

OVERALL SCHEDULE AND RESULTS

Game No.	Date	Opp.	Score	Rangers Result	Winning Goalie	Deciding Goal	Team Record	Position in Div./Conf. Standings						(Total)	
									SF	SA	PP	PK	GF	GA	
1	Oct. 4	NSH	2-3	L	P. Rinne	C. Sissons	0-1-0	8th/15th	36	33	0-1	1-1	2	3	
2	Oct. 6	@BUF	1-3	L	C. Hutton	C. Sheary	0-2-0	8th/16th	44	29	0-3	2-4	3	6	
3	Oct. 7	@CAR	5-8	L	P. Mrazek	A. Svechnikov	0-3-0	8th/16th	24	40	1-4	3-4	8	14	
4	Oct. 11	SJS	3-2*	W	H. Lundqvist	B. Skjei	1-3-0	8th/14th	27	43	0-2	3-3	11	16	
5	Oct. 13	EDM	1-2	L	C. Talbot	C. McDavid	1-4-0	8th/14th	24	27	0-2	3-4	12	18	
6	Oct. 16	COL	3-2+	W	H. Lundqvist	K. Shattenkirk	2-4-0	8th/14th	43	33	1-6	2-3	15	20	
7	Oct. 17	@WSH	3-4*	OT	B. Holtby	M. Niskanen	2-4-1	7th/13th	32	38	2-4	2-4	18	24	
8	Oct. 21	CGY	1-4	L	D. Rittich	G. Hathaway	2-5-1	8th/15th	45	26	1-2	2-2	19	28	
9	Oct. 23	FLA	5-2	W	A. Georgiev	M. Zibanejad	3-5-1	7th/13th	22	38	2-6	3-4	24	30	
10	Oct. 25	@CHI	1-4	L	C. Crawford	A. Fortin	3-6-1	8th/15th	19	37	0-2	4-4	25	34	
11	Oct. 28	@LAK	3-4	L	J. Campbell	A. Martinez	3-7-1	8th/15th	25	40	0-3	2-4	28	38	
12	Oct. 30	@SJS	4-3+	W	H. Lundqvist	K. Shattenkirk	4-7-1	8th/14th	37	34	0-4	2-2	32	41	
13	Nov. 1	@ANA	3-2+	W	A. Georgiev	M. Zuccarello	5-7-1	8th/14th	24	30	1-3	2-3	35	43	
14	Nov. 4	BUF	3-1	W	H. Lundqvist	J. Vesey	6-7-1	7th/13th	22	40	0-1	4-4	38	44	
15	Nov. 6	MTL	5-3	W	H. Lundqvist	N. Pionk	7-7-1	6th/12th	32	34	0-6	6-7	43	47	
16	Nov. 9	@DET	2-3*	OT	J. Howard	D. Larkin	7-7-2	6th/11th	30	31	2-4	2-2	45	50	
17	Nov. 10	@CBJ	5-4+	W	A. Georgiev	J. Vesey	8-7-2	4th/9th	19	38	0-2	1-2	50	54	
18	Nov. 12	VAN	2-1	W	H. Lundqvist	B. Howden	9-7-2	2nd/7th	27	26	1-6	4-4	52	55	
19	Nov. 15	@NYI	5-7	L	T. Greiss	L. Komarov	9-8-2	3rd/8th	41	24	2-4	3-5	57	62	
20	Nov. 17	FLA	4-2	W	H. Lundqvist	V. Namestnikov	10-8-2	3rd/8th	24	41	1-2	2-3	61	64	
21	Nov. 19	DAL	2-1	W	H. Lundqvist	F. Chytil	11-8-2	2nd/7th	23	17	0-2	3-4	63	65	
22	Nov. 21	NYI	5-0	W	A. Georgiev	F. Chytil	12-8-2	2nd/7th	27	29	1-3	1-1	68	65	
23	Nov. 23	@PHI	0-4	L	C. Pickard	T. Konecny	12-9-2	3rd/8th	31	46	0-3	1-1	68	69	
24	Nov. 24	WSH	3-5	L	P. Copley	B. Connolly	12-10-2	4th/9th	30	28	0-2	2-2	71	74	
25	Nov. 26	OTT	4-2	W	H. Lundqvist	C. Kreider	13-10-2	3rd/7th	33	31	0-4	2-2	75	76	
26	Nov. 29	@OTT	0-3	L	C. Anderson	D. Batherson	13-11-2	3rd/7th	27	34	0-0	1-1	75	79	
27	Dec. 1	@MTL	2-5	L	C. Price	A. Lehkonen	13-12-2	5th/10th	22	41	1-2	1-2	77	84	
28	Dec. 2	WPG	3-4+	OT	C. Hellebucyk	M. Scheifele	13-12-3	4th/9th	19	42	0-2	3-4	80	88	
29	Dec. 8	@FLA	5-4+	W	H. Lundqvist	K. Shattenkirk	14-12-3	4th/9th	26	31	0-1	2-4	85	92	
30	Dec. 10	@TBL	3-6	L	L. Domingue	A. Cirelli	14-13-3	5th/11th	26	36	0-1	4-6	88	98	
31	Dec. 14	ARI	3-4*	OT	A. Hill	D. Stepan	14-13-4	5th/10th	30	34	3-7	4-5	91	102	
32	Dec. 16	VGK	3-4*	OT	M-A. Fleury	A. Tuch	14-13-5	6th/11th	30	41	1-4	1-2	94	106	
33	Dec. 18	ANA	3-1	W	A. Georgiev	K. Hayes	15-13-5	5th/10th	24	15	0-3	5-5	97	107	
34	Dec. 22	@TOR	3-5	L	F. Andersen	M. Marner	15-14-5	5th/10th	28	36	0-2	2-2	100	112	
35	Dec. 23	PHI	2-3+	OT	M. Neuvirth	N. Patrick	15-14-6	5th/11th	34	31	0-2	1-2	102	115	
36	Dec. 27	CBJ	3-4*	OT	J. Korpisalo	P-L. Dubois	15-14-7	5th/10th	22	29	1-1	1-1	105	119	
37	Dec. 29	@NSH	4-3	W	H. Lundqvist	J. Fast	16-14-7	5th/10th	22	37	1-2	3-5	109	122	
38	Dec. 31	@STL	2-1	W	H. Lundqvist	B. Nieves	17-14-7	5th/10th	23	40	1-3	4-4	111	123	
39	Jan. 2	PIT	2-7	L	M. Murray	K. Letang	17-15-7	5th/10th	30	25	0-2	1-2	113	130	
40	Jan. 4	@COL	1-6	L	P. Grubauer	M. Rantanen	17-16-7	6th/11th	25	47	0-3	7-10	114	136	
41	Jan. 6	@ARI	0-5	L	D. Kuemper	C. Garland	17-17-7	6th/12th	23	40	0-1	2-3	114	141	

*Denotes overtime W/L

+Denotes shootout W/L

OVERALL SCHEDULE AND RESULTS

Game No.	Date	Opp.	Score	Rangers Result	Winning Goalie	Deciding Goal	Team Record	Position in Div./Conf. Standings	(Total)						
									SF	SA	PP	PK	GF	GA	
42	Jan. 8	@VGK	2-4	L	M-A. Fleury	J. Marchessault	17-18-7	6th/12th	29	31	0-2	2-3	116	145	
43	Jan. 10	NYI	3-4	L	R. Lehner	J. Bailey	17-19-7	6th/12th	30	20	1-3	1-3	119	149	
44	Jan. 12	@NYI	2-1	W	A. Georgiev	M. Zuccarello	18-19-7	6th/11th	26	25	0-4	6-6	121	150	
45	Jan. 13	@CBJ	5-7	L	S. Bobrovsky	D. Savard	18-20-7	6th/11th	27	40	0-3	5-5	126	157	
46	Jan. 15	CAR	6-2	W	H. Lundqvist	M. Zibanejad	19-20-7	6th/11th	28	36	3-3	3-3	132	159	
47	Jan. 17	CHI	4-3	W	H. Lundqvist	M. Zibanejad	20-20-7	6th/11th	33	27	0-1	1-3	136	162	
48	Jan. 19	@BOS	3-2	W	H. Lundqvist	M. Zibanejad	21-20-7	6th/11th	20	29	1-3	5-5	139	164	
49	Jan. 29	PHI	0-1	L	A. Stolarz	O. Lindblom	21-21-7	6th/11th	38	19	0-2	2-2	139	165	
50	Jan. 31	@NJD	4-3	W	H. Lundqvist	M. Zibanejad	22-21-7	6th/11th	25	22	2-4	2-4	143	168	
51	Feb. 2	TBL	2-3	L	L. Domingue	S. Stamkos	22-22-7	7th/12th	33	23	1-4	1-1	145	171	
52	Feb. 4	LAK	3-4*	OT	J. Quick	T. Toffoli	22-22-8	7th/12th	27	30	0-2	2-2	148	175	
53	Feb. 6	BOS	4-3+	W	A. Georgiev	T. DeAngelo	23-22-8	7th/12th	39	30	1-4	1-2	152	178	
54	Feb. 8	CAR	0-3	L	P. Mrazek	W. Foegele	23-23-8	7th/12th	27	33	0-2	2-2	152	181	
55	Feb. 10	TOR	4-1	W	A. Georgiev	J. Vesey	24-23-8	7th/12th	30	56	0-1	4-4	156	182	
56	Feb. 12	@WPG	3-4	L	C. Hellebucyk	A. Copp	24-24-8	7th/12th	37	36	2-4	2-2	159	186	
57	Feb. 15	@BUF	6-2	W	A. Georgiev	J. Vesey	25-24-8	7th/12th	29	33	0-0	2-3	165	188	
58	Feb. 17	@PIT	5-6	L	C. DeSmith	E. Malkin	25-25-8	7th/13th	44	41	1-3	3-4	170	194	
59	Feb. 19	@CAR	2-1	W	H. Lundqvist	V. Namestnikov	26-25-8	7th/13th	26	44	0-4	2-2	172	195	
60	Feb. 21	MIN	1-4	L	D. Dubnyk	M. Granlund	26-26-8	7th/13th	34	35	1-3	0-1	173	199	
61	Feb. 23	NJD	5-2	W	A. Georgiev	C. Kreider	27-26-8	7th/13th	34	21	1-3	2-2	178	201	
62	Feb. 24	@WSH	5-6*	OT	P. Copley	E. Kuznetsov	27-26-9	7th/12th	31	35	1-4	2-3	183	207	
63	Feb. 27	TBL	3-4*	OT	A. Vasilevskiy	V. Hedman	27-26-10	7th/13th	36	30	0-6	2-3	186	211	
64	Mar. 1	MTL	2-4	L	C. Price	J. Armia	27-27-10	7th/13th	30	36	0-2	2-2	188	215	
65	Mar. 3	WSH	2-3+	OT	B. Holtby	A. Ovechkin	27-27-11	7th/13th	24	39	0-2	4-4	190	218	
66	Mar. 5	@DAL	0-1	L	B. Bishop	J. Klingberg	27-28-11	7th/13th	28	32	0-4	5-5	190	219	
67	Mar. 7	@DET	2-3+	OT	J. Howard	A. Athanasiou	27-28-12	7th/13th	34	45	0-1	3-3	192	222	
68	Mar. 9	NJD	4-2	W	H. Lundqvist	V. Namestnikov	28-28-12	7th/13th	41	24	0-5	1-2	196	224	
69	Mar. 11	@EDM	2-3*	OT	M. Koskinen	L. Draisaitl	28-28-13	7th/13th	30	33	0-1	2-3	198	227	
70	Mar. 13	@VAN	1-4	L	J. Markstrom	T. Motte	28-29-13	7th/13th	22	28	1-4	4-5	199	231	
71	Mar. 15	@CGY	1-5	L	D. Rittich	M. Tkachuk	28-30-13	7th/13th	25	32	0-3	3-3	200	236	
72	Mar. 16	@MIN	2-5	L	D. Dubnyk	E. Staal	28-31-13	7th/13th	28	47	0-2	2-3	202	241	
73	Mar. 19	DET	2-3	L	J. Howard	A. Athanasiou	28-32-13	7th/13th	43	30	1-3	1-1	204	244	
74	Mar. 23	@TOR	2-1*	W	A. Georgiev	R. Strome	29-32-13	7th/13th	28	45	0-3	3-3	206	245	
75	Mar. 25	PIT	2-5	L	M. Murray	M. Cullen	29-33-13	7th/13th	35	36	1-3	2-3	208	250	
76	Mar. 27	@BOS	3-6	L	J. Halak	D. Pastrnak	29-34-13	7th/13th	23	32	2-4	2-6	211	256	
77	Mar. 29	STL	4-2	W	A. Georgiev	J. Vesey	30-34-13	7th/12th	25	46	0-2	1-1	215	258	
78	Mar. 31	@PHI	3-0	W	A. Georgiev	P. Buchnevich	31-34-13	7th/12th	25	29	0-2	4-4	218	258	
79	Apr. 1	@NJD	2-4	L	M. Blackwood	C. Carrick	31-35-13	7th/12th	32	41	1-2	3-4	220	262	
80	Apr. 3	OTT	1-4	L	A. Nilsson	Z. Smith	31-36-13	7th/12th	28	31	0-2	4-6	221	266	
81	Apr. 5	CBJ	2-3+	OT	S. Bobrovsky	A. Panarin	31-36-14	7th/12th	27	41	0-0	2-2	223	269	
82	Apr. 6	@PIT	4-3*	W	A. Georgiev	R. Strome	32-36-14	7th/12th	30	39	0-0	4-4	227	272	

*Denotes overtime W/L

+Denotes shootout W/L

HOME SCHEDULE AND RESULTS

Game No.	Date	Opp.	Score	Rangers Result	Winning Goalie	Deciding Goal	Team Record	Position in Div./Conf. Standings	(Total)						
									SF	SA	PP	PK	GF	GA	
1	Oct. 4	NSH	2-3	L	P. Rinne	C. Sissons	0-1-0	8th/15th	36	33	0-1	1-1	2	3	
2	Oct. 11	SJS	3-2*	W	H. Lundqvist	B. Skjei	1-1-0	8th/14th	27	43	0-2	3-3	5	5	
3	Oct. 13	EDM	1-2	L	C. Talbot	C. McDavid	1-2-0	8th/14th	24	27	0-2	3-4	6	7	
4	Oct. 16	COL	3-2+	W	H. Lundqvist	K. Shattenkirk	2-2-0	8th/14th	43	33	1-6	2-3	9	9	
5	Oct. 21	CGY	1-4	L	D. Rittich	G. Hathaway	2-3-0	8th/15th	45	26	1-2	2-2	10	13	
6	Oct. 23	FLA	5-2	W	A. Georgiev	M. Zibanejad	3-3-0	7th/13th	22	38	2-6	3-4	15	15	
7	Nov. 4	BUF	3-1	W	H. Lundqvist	J. Vesey	4-3-0	7th/13th	22	40	0-1	4-4	18	16	
8	Nov. 6	MTL	5-3	W	H. Lundqvist	N. Pionk	5-3-0	6th/12th	32	34	0-6	6-7	23	19	
9	Nov. 12	VAN	2-1	W	H. Lundqvist	B. Howden	6-3-0	2nd/7th	27	26	1-6	4-4	25	20	
10	Nov. 17	FLA	4-2	W	H. Lundqvist	V. Namestnikov	7-3-0	3rd/8th	24	41	1-2	2-3	29	22	
11	Nov. 19	DAL	2-1	W	H. Lundqvist	F. Chytil	8-3-0	2nd/7th	23	17	0-2	3-4	31	23	
12	Nov. 21	NYI	5-0	W	A. Georgiev	F. Chytil	9-3-0	2nd/7th	27	29	1-3	1-1	36	23	
13	Nov. 24	WSH	3-5	L	P. Copley	B. Connolly	9-4-0	4th/9th	30	28	0-2	2-2	39	28	
14	Nov. 26	OTT	4-2	W	H. Lundqvist	C. Kreider	10-4-0	3rd/7th	33	31	0-4	2-2	43	30	
15	Dec. 2	WPG	3-4+	OT	C. Hellebuyck	M. Scheifele	10-4-1	4th/9th	19	42	0-2	3-4	46	34	
16	Dec. 14	ARI	3-4*	OT	A. Hill	D. Stepan	10-4-2	5th/10th	30	34	3-7	4-5	49	38	
17	Dec. 16	VGK	3-4*	OT	M.-A. Fleury	A. Tuch	10-4-3	6th/11th	30	41	1-4	1-2	52	42	
18	Dec. 18	ANA	3-1	W	A. Georgiev	K. Hayes	11-4-3	5th/10th	24	15	0-3	5-5	55	43	
19	Dec. 23	PHI	2-3+	OT	M. Neuvirth	N. Patrick	11-4-4	5th/11th	34	31	0-2	1-2	57	46	
20	Dec. 27	CBJ	3-4*	OT	J. Korpsalo	P.-L. Dubois	11-4-5	5th/10th	22	29	1-1	1-1	60	50	
21	Jan. 2	PIT	2-7	L	M. Murray	K. Letang	11-5-5	5th/10th	30	25	0-2	1-2	62	57	
22	Jan. 10	NYI	3-4	L	R. Lehner	J. Bailey	11-6-5	6th/12th	30	20	1-3	1-3	65	61	
23	Jan. 15	CAR	6-2	W	H. Lundqvist	M. Zibanejad	12-6-5	6th/11th	28	36	3-3	3-3	71	63	
24	Jan. 17	CHI	4-3	W	H. Lundqvist	M. Zibanejad	13-6-5	6th/11th	33	27	0-1	1-3	75	66	
25	Jan. 29	PHI	0-1	L	A. Stolarz	O. Lindblom	13-7-5	6th/11th	38	19	0-2	2-2	75	67	
26	Feb. 2	TBL	2-3	L	L. Domingue	S. Stamkos	13-8-5	7th/12th	33	23	1-4	1-1	77	70	
27	Feb. 4	LAK	3-4*	OT	J. Quick	T. Toffoli	13-8-6	7th/12th	27	30	0-2	2-2	80	74	
28	Feb. 6	BOS	4-3+	W	A. Georgiev	T. DeAngelo	14-8-6	7th/12th	39	30	1-4	1-2	84	77	
29	Feb. 8	CAR	0-3	L	P. Mrazek	W. Foegele	14-9-6	7th/12th	27	33	0-2	2-2	84	80	
30	Feb. 10	TOR	4-1	W	A. Georgiev	J. Vesey	15-9-6	7th/12th	30	56	0-1	4-4	88	81	
31	Feb. 21	MIN	1-4	L	D. Dubnyk	M. Granlund	15-10-6	7th/13th	34	35	1-3	0-1	89	85	
32	Feb. 23	NJD	5-2	W	A. Georgiev	C. Kreider	16-10-6	7th/13th	34	21	1-3	2-2	94	87	
33	Feb. 27	TBL	3-4*	OT	A. Vasilevskiy	V. Hedman	16-10-7	7th/13th	36	30	0-6	2-3	97	91	
34	Mar. 1	MTL	2-4	L	C. Price	J. Armia	16-11-7	7th/13th	30	36	0-2	2-2	99	95	
35	Mar. 3	WSH	2-3+	OT	B. Holtby	A. Ovechkin	16-11-8	7th/13th	24	39	0-2	4-4	101	98	
36	Mar. 9	NJD	4-2	W	H. Lundqvist	V. Namestnikov	17-11-8	7th/13th	41	24	0-5	1-2	105	100	
37	Mar. 19	DET	2-3	L	J. Howard	A. Athanasiou	17-12-8	7th/13th	43	30	1-3	1-1	107	103	
38	Mar. 25	PIT	2-5	L	M. Murray	M. Cullen	17-13-8	7th/13th	35	36	1-3	2-3	109	108	
39	Mar. 29	STL	4-2	W	A. Georgiev	J. Vesey	18-13-8	7th/12th	25	46	0-2	1-1	113	110	
40	Apr. 3	OTT	1-4	L	A. Nilsson	Z. Smith	18-14-8	7th/12th	28	31	0-2	4-6	114	114	
41	Apr. 5	CBJ	2-3+	OT	S. Bobrovsky	A. Panarin	18-14-9	7th/12th	27	41	0-0	2-2	116	117	

*Denotes overtime W/L

•Denotes shootout W/L

ROAD SCHEDULE AND RESULTS

Game No.	Date	Opp.	Score	Rangers Result	Winning Goalie	Deciding Goal	Team Record	Position in Div./Conf. Standings								(Total)
									SF	SA	PP	PK	GF	GA		
1	Oct. 6	@BUF	1-3	L	C. Hutton	C. Sheary	0-1-0	8th/16th	44	29	0-3	2-4	1	3		
2	Oct. 7	@CAR	5-8	L	P. Mrazek	A. Svechnikov	0-2-0	8th/16th	24	40	1-4	3-4	6	11		
3	Oct. 17	@WSH	3-4*	OT	B. Holtby	M. Niskanen	0-2-1	7th/13th	32	38	2-4	2-4	9	15		
4	Oct. 25	@CHI	1-4	L	C. Crawford	A. Fortin	0-3-1	8th/15th	19	37	0-2	4-4	10	19		
5	Oct. 28	@LAK	3-4	L	J. Campbell	A. Martinez	0-4-1	8th/15th	25	40	0-3	2-4	13	23		
6	Oct. 30	@SJS	4-3+	W	H. Lundqvist	K. Shattenkirk	1-4-1	8th/14th	37	34	0-4	2-2	17	26		
7	Nov. 1	@ANA	3-2+	W	A. Georgiev	M. Zuccarello	2-4-1	8th/14th	24	30	1-3	2-3	20	28		
8	Nov. 9	@DET	2-3*	OT	J. Howard	D. Larkin	2-4-2	6th/11th	30	31	2-4	2-2	22	31		
9	Nov. 10	@CBJ	5-4+	W	A. Georgiev	J. Vesey	3-4-2	4th/9th	19	38	0-2	1-2	27	35		
10	Nov. 15	@NYI	5-7	L	T. Greiss	L. Komarov	3-5-2	3rd/8th	41	24	2-4	3-5	32	42		
11	Nov. 23	@PHI	0-4	L	C. Pickard	T. Konecny	3-6-2	3rd/8th	31	46	0-3	1-1	32	46		
12	Nov. 29	@OTT	0-3	L	C. Anderson	D. Batherson	3-7-2	3rd/7th	27	34	0-0	1-1	32	49		
13	Dec. 1	@MTL	2-5	L	C. Price	A. Lehkonen	3-8-2	5th/10th	22	41	1-2	1-2	34	54		
14	Dec. 8	@FLA	5-4+	W	H. Lundqvist	K. Shattenkirk	4-8-2	4th/9th	26	31	0-1	2-4	39	58		
15	Dec. 10	@TBL	3-6	L	L. Domingue	A. Cirelli	4-9-2	5th/11th	26	36	0-1	4-6	42	64		
16	Dec. 22	@TOR	3-5	L	F. Andersen	M. Marner	4-10-2	5th/10th	28	36	0-2	2-2	45	69		
17	Dec. 29	@NSH	4-3	W	H. Lundqvist	J. Fast	5-10-2	5th/10th	22	37	1-2	3-5	49	72		
18	Dec. 31	@STL	2-1	W	H. Lundqvist	B. Nieves	6-10-2	5th/10th	23	40	1-3	4-4	51	73		
19	Jan. 4	@COL	1-6	L	P. Grubauer	M. Rantanen	6-11-2	6th/11th	25	47	0-3	7-10	52	79		
20	Jan. 6	@ARI	0-5	L	D. Kuemper	C. Garland	6-12-2	6th/12th	23	40	0-1	2-3	52	84		
21	Jan. 8	@VGK	2-4	L	M-A. Fleury	J. Marchessault	6-13-2	6th/12th	29	31	0-2	2-3	54	88		
22	Jan. 12	@NYI	2-1	W	A. Georgiev	M. Zuccarello	7-13-2	6th/11th	26	25	0-4	6-6	56	89		
23	Jan. 13	@CBJ	5-7	L	S. Bobrovsky	D. Savard	7-14-2	6th/11th	27	40	0-3	5-5	61	96		
24	Jan. 19	@BOS	3-2	W	H. Lundqvist	M. Zibanejad	8-14-2	6th/11th	20	29	1-3	5-5	64	98		
25	Jan. 31	@NJD	4-3	W	H. Lundqvist	M. Zibanejad	9-14-2	6th/11th	25	22	2-4	2-4	68	101		
26	Feb. 12	@WPG	3-4	L	C. Hellebucyk	A. Copp	9-15-2	7th/12th	37	36	2-4	2-2	71	105		
27	Feb. 15	@BUF	6-2	W	A. Georgiev	J. Vesey	10-15-2	7th/12th	29	33	0-0	2-3	77	107		
28	Feb. 17	@PIT	5-6	L	C. DeSmith	E. Malkin	10-16-2	7th/13th	44	41	1-3	3-4	82	113		
29	Feb. 19	@CAR	2-1	W	H. Lundqvist	V. Namestnikov	11-16-2	7th/13th	26	44	0-4	2-2	84	114		
30	Feb. 24	@WSH	5-6*	OT	P. Copley	E. Kuznetsov	11-16-3	7th/12th	31	35	1-4	2-3	89	120		
31	Mar. 5	@DAL	0-1	L	B. Bishop	J. Klingberg	11-17-3	7th/13th	28	32	0-4	5-5	89	121		
32	Mar. 7	@DET	2-3+	OT	J. Howard	A. Athanasiou	11-17-4	7th/13th	34	45	0-1	3-3	91	124		
33	Mar. 11	@EDM	2-3*	OT	M. Koskinen	L. Drasaitl	11-17-5	7th/13th	30	33	0-1	2-3	93	127		
34	Mar. 13	@VAN	1-4	L	J. Markstrom	T. Motte	11-18-5	7th/13th	22	28	1-4	4-5	94	131		
35	Mar. 15	@CGY	1-5	L	D. Rittich	M. Tkachuk	11-19-5	7th/13th	25	32	0-3	3-3	95	136		
36	Mar. 16	@MIN	2-5	L	D. Dubnyk	E. Staal	11-20-5	7th/13th	28	47	0-2	2-3	97	141		
37	Mar. 23	@TOR	2-1*	W	A. Georgiev	R. Strome	12-20-5	7th/13th	28	45	0-3	3-3	99	142		
38	Mar. 27	@BOS	3-6	L	J. Halak	D. Pastnak	12-21-5	7th/13th	23	32	2-4	2-6	102	148		
39	Mar. 31	@PHI	3-0	W	A. Georgiev	P. Buchnevich	13-21-5	7th/12th	25	29	0-2	4-4	105	148		
40	Apr. 1	@NJD	2-4	L	M. Blackwood	C. Carrick	13-22-5	7th/12th	32	41	1-2	3-4	107	152		
41	Apr. 6	@PIT	4-3*	W	A. Georgiev	R. Strome	14-22-5	7th/12th	30	39	0-0	4-4	111	155		

*Denotes overtime W/L

•Denotes shootout W/L

GAME-BY-GAME POWER PLAY TOTALS

GAME	DATE	OPPONENT	PPG	ADV	SEASON TOTALS			
					PPG	ADV	PP%	SHGA
1	Oct. 4	NSH	0	1	0	1	0.0%	0
2	Oct. 6	at BUF	0	3	0	4	0.0%	0
3	Oct. 7	at CAR	1	4	1	8	12.5%	0
4	Oct. 11	SJS	0	2	1	10	10.0%	1
5	Oct. 13	EDM	0	2	1	12	8.3%	1
6	Oct. 16	COL	1	6	2	18	11.1%	1
7	Oct. 17	at WSH	2	4	4	22	18.2%	1
8	Oct. 21	CGY	1	2	5	24	20.8%	1
9	Oct. 23	FLA	2	6	7	30	23.3%	1
10	Oct. 25	at CHI	0	2	7	32	21.9%	1
11	Oct. 28	at LAK	0	3	7	35	20.0%	1
12	Oct. 30	at SJS	0	4	7	39	17.9%	1
13	Nov. 1	at ANA	1	3	8	42	19.0%	1
14	Nov. 4	BUF	0	1	8	43	18.6%	1
15	Nov. 6	MTL	0	6	8	49	16.3%	1
16	Nov. 9	at DET	2	4	10	53	18.9%	1
17	Nov. 10	at CBJ	0	2	10	55	18.2%	2
18	Nov. 12	VAN	1	6	11	61	18.0%	2
19	Nov. 15	at NYI	2	4	13	65	20.0%	2
20	Nov. 17	FLA	1	2	14	67	20.9%	2
21	Nov. 19	DAL	0	2	14	69	20.3%	2
22	Nov. 21	NYI	1	3	15	72	20.8%	2
23	Nov. 23	at PHI	0	3	15	75	20.0%	2
24	Nov. 24	WSH	0	2	15	77	19.5%	2
25	Nov. 26	OTT	0	4	15	81	18.5%	2
26	Nov. 29	at OTT	0	0	15	81	18.5%	2
27	Dec. 1	at MTL	1	2	16	83	19.3%	2
28	Dec. 2	WPG	0	2	16	85	18.8%	2
29	Dec. 8	at FLA	0	1	16	86	18.6%	2
30	Dec. 10	at TBL	0	1	16	87	18.4%	2
31	Dec. 14	ARI	3	7	19	94	20.2%	2
32	Dec. 16	VGK	1	4	20	98	20.4%	2
33	Dec. 18	ANA	0	3	20	101	19.8%	2
34	Dec. 22	at TOR	0	2	20	103	19.4%	2
35	Dec. 23	PHI	0	2	20	105	19.0%	2
36	Dec. 27	CBJ	1	1	21	106	19.8%	2
37	Dec. 29	at NSH	1	2	22	108	20.4%	2
38	Dec. 31	at STL	1	3	23	111	20.7%	2
39	Jan. 2	PIT	0	2	23	113	20.4%	2
40	Jan. 4	at COL	0	3	23	116	19.8%	2
41	Jan. 6	at ARI	0	1	23	117	19.7%	2
42	Jan. 8	at VGK	0	2	23	119	19.3%	2
43	Jan. 10	NYI	1	3	24	122	19.7%	2
44	Jan. 12	at NYI	0	4	24	126	19.0%	2
45	Jan. 13	at CBJ	0	3	24	129	18.6%	2
46	Jan. 15	CAR	3	3	27	132	20.5%	2
47	Jan. 17	CHI	0	1	27	133	20.3%	2
48	Jan. 19	at BOS	1	3	28	136	20.6%	2
49	Jan. 29	PHI	0	2	28	138	20.3%	2
50	Jan. 31	at NJD	2	4	30	142	21.1%	2
51	Feb. 2	TBL	1	4	31	146	21.2%	2
52	Feb. 4	LAK	0	2	31	148	20.9%	2
53	Feb. 6	BOS	1	4	32	152	21.1%	2
54	Feb. 8	CAR	0	2	32	154	20.8%	2
55	Feb. 10	TOR	0	1	32	155	20.6%	2
56	Feb. 12	at WPG	2	4	34	159	21.4%	2
57	Feb. 15	at BUF	0	0	34	159	21.4%	2
58	Feb. 17	at PIT	1	3	35	162	21.6%	2
59	Feb. 19	at CAR	0	4	35	166	21.1%	2
60	Feb. 21	MIN	1	3	36	169	21.3%	2
61	Feb. 23	NJD	1	3	37	172	21.5%	2
62	Feb. 24	at WSH	1	4	38	176	21.6%	2
63	Feb. 27	TBL	0	6	38	182	20.9%	2
64	Mar. 1	MTL	0	2	38	184	20.7%	2
65	Mar. 3	WSH	0	2	38	186	20.4%	2
66	Mar. 5	at DAL	0	4	38	190	20.0%	2
67	Mar. 7	at DET	0	1	38	191	19.9%	2
68	Mar. 9	NJD	0	5	38	196	19.4%	2
69	Mar. 11	at EDM	0	1	38	197	19.3%	2
70	Mar. 13	at VAN	1	4	39	201	19.4%	2
71	Mar. 15	at CGY	0	3	39	204	19.1%	2
72	Mar. 16	at MIN	0	2	39	206	18.9%	2
73	Mar. 19	DET	1	3	40	209	19.1%	2
74	Mar. 23	at TOR	0	3	40	212	18.9%	2
75	Mar. 25	PIT	1	3	41	215	19.1%	3
76	Mar. 27	at BOS	2	4	43	219	19.6%	3
77	Mar. 29	STL	0	2	43	221	19.5%	3
78	Mar. 31	at PHI	0	2	43	223	19.3%	3
79	Apr. 1	at NJD	1	2	44	225	19.6%	3
80	Apr. 3	OTT	0	2	44	227	19.4%	4
81	Apr. 5	CBJ	0	0	44	227	19.4%	4
82	Apr. 6	at PIT	0	0	44	227	19.4%	4
SEASON TOTALS			-	-	44	227	19.4%	4

GAME-BY-GAME PENALTY KILLING TOTALS

GAME	DATE	OPPONENT	PPGA	TSH	SEASON TOTALS			
					PPGA	TSH	PK%	SHG
1	Oct. 4	NSH	0	1	0	1	100.0%	0
2	Oct. 6	at BUF	2	4	2	5	60.0%	0
3	Oct. 7	at CAR	1	4	3	9	66.7%	0
4	Oct. 11	SJS	0	3	3	12	75.0%	0
5	Oct. 13	EDM	1	4	4	16	75.0%	0
6	Oct. 16	COL	1	3	5	19	73.7%	0
7	Oct. 17	at WSH	2	4	7	23	69.6%	0
8	Oct. 21	CGY	0	2	7	25	72.0%	0
9	Oct. 23	FLA	1	4	8	29	72.4%	1
10	Oct. 25	at CHI	0	4	8	33	75.8%	1
11	Oct. 28	at LAK	2	4	10	37	73.0%	1
12	Oct. 30	at SJS	0	2	10	39	74.4%	1
13	Nov. 1	at ANA	1	3	11	42	73.8%	1
14	Nov. 4	BUF	0	4	11	46	76.1%	1
15	Nov. 6	MTL	1	7	12	53	77.4%	2
16	Nov. 9	at DET	0	2	12	55	78.2%	2
17	Nov. 10	at CBJ	1	2	13	57	77.2%	2
18	Nov. 12	VAN	0	4	13	61	78.7%	2
19	Nov. 15	at NYI	2	5	15	66	77.3%	3
20	Nov. 17	FLA	1	3	16	69	76.8%	3
21	Nov. 19	DAL	1	4	17	73	76.7%	3
22	Nov. 21	NYI	0	1	17	74	77.0%	3
23	Nov. 23	at PHI	0	1	17	75	77.3%	3
24	Nov. 24	WSH	0	2	17	77	77.9%	3
25	Nov. 26	OTT	0	2	17	79	78.5%	3
26	Nov. 29	at OTT	0	1	17	80	78.8%	3
27	Dec. 1	at MTL	1	2	18	82	78.0%	3
28	Dec. 2	WPG	1	4	19	86	77.9%	3
29	Dec. 8	at FLA	2	4	21	90	76.7%	4
30	Dec. 10	at TBL	2	6	23	96	76.0%	4
31	Dec. 14	ARI	1	5	24	101	76.2%	4
32	Dec. 16	VGK	1	2	25	103	75.7%	4
33	Dec. 18	ANA	0	5	25	108	76.9%	5
34	Dec. 22	at TOR	0	2	25	110	77.3%	5
35	Dec. 23	PHI	1	2	26	112	76.8%	5
36	Dec. 27	CBJ	0	1	26	113	77.0%	5
37	Dec. 29	at NSH	2	5	28	118	76.3%	5
38	Dec. 31	at STL	0	4	28	122	77.0%	5
39	Jan. 2	PIT	1	2	29	124	76.6%	5
40	Jan. 4	at COL	3	10	32	134	76.1%	5
41	Jan. 6	at ARI	1	3	33	137	75.9%	5
42	Jan. 8	at VGK	1	3	34	140	75.7%	5
43	Jan. 10	NYI	2	3	36	143	74.8%	5
44	Jan. 12	at NYI	0	6	36	149	75.8%	5
45	Jan. 13	at CBJ	0	5	36	154	76.6%	5
46	Jan. 15	CAR	0	3	36	157	77.1%	5
47	Jan. 17	CHI	2	3	38	160	76.3%	5
48	Jan. 19	at BOS	0	5	38	165	77.0%	5
49	Jan. 29	PHI	0	2	38	167	77.2%	5
50	Jan. 31	at NJD	2	4	40	171	76.6%	5
51	Feb. 2	TBL	0	1	40	172	76.7%	5
52	Feb. 4	LAK	0	2	40	174	77.0%	5
53	Feb. 6	BOS	1	2	41	176	76.7%	5
54	Feb. 8	CAR	0	2	41	178	77.0%	5
55	Feb. 10	TOR	0	4	41	182	77.5%	5
56	Feb. 12	at WPG	0	2	41	184	77.7%	5
57	Feb. 15	at BUF	1	3	42	187	77.5%	5
58	Feb. 17	at PIT	1	4	43	191	77.5%	5
59	Feb. 19	at CAR	0	2	43	193	77.7%	5
60	Feb. 21	MIN	1	1	44	194	77.3%	5
61	Feb. 23	NJD	0	2	44	196	77.6%	5
62	Feb. 24	at WSH	1	3	45	199	77.4%	5
63	Feb. 27	TBL	1	3	46	202	77.2%	5
64	Mar. 1	MTL	0	2	46	204	77.5%	5
65	Mar. 3	WSH	0	4	46	208	77.9%	5
66	Mar. 5	at DAL	0	5	46	213	78.4%	5
67	Mar. 7	at DET	0	3	46	216	78.7%	5
68	Mar. 9	NJD	1	2	47	218	78.4%	5
69	Mar. 11	at EDM	1	3	48	221	78.3%	5
70	Mar. 13	at VAN	1	5	49	226	78.3%	5
71	Mar. 15	at CGY	0	3	49	229	78.6%	5
72	Mar. 16	at MIN	1	3	50	232	78.4%	5
73	Mar. 19	DET	0	1	50	233	78.5%	5
74	Mar. 23	at TOR	0	3	50	236	78.8%	5
75	Mar. 25	PIT	1	3	51	239	78.7%	5
76	Mar. 27	at BOS	4	6	55	245	77.6%	5
77	Mar. 29	STL	0	1	55	246	77.6%	5
78	Mar. 31	at PHI	0	4	55	250	78.0%	5
79	Apr. 1	at NJD	1	4	56	254	78.0%	5
80	Apr. 3	OTT	2	6	58	260	77.7%	6
81	Apr. 5	CBJ	0	2	58	262	77.9%	6
82	Apr. 6	at PIT	0	4	58	266	78.2%	7
SEASON TOTALS			-	-	58	266	78.2%	7

GAME-BY-GAME HOME ATTENDANCE

NO.	DATE	VS.	ATTENDANCE	SEASON	SELLOUT	AVG.
1	Oct. 4	NSH	17,117	17,117	-	17,117
2	Oct. 11	SJS	17,004	34,121	-	17,061
3	Oct. 13	EDM	17,085	51,206	-	17,069
4	Oct. 16	COL	17,251	68,457	-	17,114
5	Oct. 21	CGY	17,404	85,861	-	17,172
6	Oct. 23	FLA	17,016	102,877	-	17,146
7	Nov. 4	BUF	16,904	119,781	-	17,112
8	Nov. 6	MTL	17,428	137,209	-	17,151
9	Nov. 12	VAN	17,100	154,309	-	17,145
10	Nov. 17	FLA	18,006	172,315	1	17,232
11	Nov. 19	DAL	17,071	189,386	-	17,217
12	Nov. 21	NYI	17,297	206,683	-	17,224
13	Nov. 24	WSH	16,884	223,567	-	17,197
14	Nov. 26	OTT	16,709	240,276	-	17,163
15	Dec. 2	WPG	17,464	257,740	-	17,183
16	Dec. 14	ARI	17,441	275,181	-	17,199
17	Dec. 16	VGK	17,660	292,841	-	17,226
18	Dec. 18	ANA	17,590	310,431	-	17,246
19	Dec. 23	PHI	17,515	327,946	-	17,260
20	Dec. 27	CBJ	18,006	345,952	2	17,298
21	Jan. 2	PIT	18,006	363,958	3	17,331
22	Jan. 10	NYI	17,938	381,896	-	17,359
23	Jan. 15	CAR	17,636	399,532	-	17,371
24	Jan. 17	CHI	17,434	416,966	-	17,374
25	Jan. 29	PHI	17,163	434,129	-	17,365
26	Feb. 2	TBL	17,468	451,597	-	17,369
27	Feb. 4	LAK	16,233	467,830	-	17,327
28	Feb. 6	BOS	16,848	484,678	-	17,310
29	Feb. 8	CAR	18,006	502,684	4	17,334
30	Feb. 10	TOR	17,445	520,129	-	17,338
31	Feb. 21	MIN	17,271	537,400	-	17,335
32	Feb. 23	NJD	17,371	554,771	-	17,337
33	Feb. 27	TBL	17,012	571,783	-	17,327
34	Mar. 1	MTL	17,334	589,117	-	17,327
35	Mar. 3	WSH	17,517	606,634	-	17,332
36	Mar. 9	NJD	17,386	624,020	-	17,334
37	Mar. 19	DET	17,183	641,203	-	17,330
38	Mar. 25	PIT	17,401	658,604	-	17,332
39	Mar. 29	STL	17,567	676,171	-	17,338
40	Apr. 3	OTT	16,562	692,733	-	17,318
41	Apr. 5	CBJ	17,341	710,074	-	17,319

SCORING OF RANGERS PROSPECTS

CANADIAN JUNIOR

POS	NAME	HT.	WT.	ACQ.	BIRTHPLACE	BORN	2018-19 TEAM/LEAGUE	GP	G	A	PTS	+/-	PIM
RW	Eric Ciccolini	5-11	170	7th/2019	Vaughan, ON	1/14/01	Toronto Jr. Canadiens/OJHL	48	27	35	62	-	58
RW	Jake Elmer	6-1	183	FA signing	Calgary, AB	12/31/98	Lethbridge/WHL	68	39	42	81	26	41
D	Nico Gross	6-1	183	4th/2018	Pontresina, SUI	1/26/00	Oshawa/OHL	56	3	17	20	19	81
							Switzerland/WJC	7	0	2	2	E	8
D	Joey Keane	6-0	187	3rd/2018	Chicago, IL	7/2/99	Barrie/OHL	29	4	16	20	9	46
							London/OHL	37	4	15	19	2	57
D	Matthew Robertson	6-4	201	2nd/2019	Edmonton, AB	3/9/01	Edmonton/WHL	52	7	26	33	18	26

COLLEGIATE

POS	NAME	HT.	WT.	ACQ.	BIRTHPLACE	BORN	2018-19 TEAM/LEAGUE	GP	G	A	PTS	+/-	PIM
C	Morgan Barron	6-4	220	6th/2017	Halifax, NS	12/2/98	Cornell University/NCAA	36	15	19	34	9	26
D	Adam Fox	5-11	181	Trade w/CAR	Jericho, NY	2/17/98	Harvard University/NCAA	33	9	39	48	23	14
							United States/WC	8	0	1	1	1	0
D	K'Andre Miller	6-5	210	1st/2018	St. Paul, MN	1/21/00	Univ. of Wisconsin/NCAA	26	5	17	22	7	18
							United States/WJC	6	0	1	1	1	0
D/RW	Tyler Nanne	5-10	181	5th/2014	Edina, MN	3/17/96	Univ. of Minnesota/NCAA	38	5	8	13	2	22
C	Patrick Newell	5-10	170	FA signing	Thousand Oaks, CA	1/18/96	St. Cloud State University/NCAA	39	21	26	47	35	8

	GOALTENDER	HT.	WT.	ACQ.	BIRTHPLACE	BORN	2018-19 TEAM/LEAGUE	GP	W	L	T/OT	GAA	SV%
	Adam Huska	6-4	218	7th/2015	Zvolen, SVK	5/12/97	Univ. of Connecticut/NCAA	21	5	13	2	3.34	.896
	Tyler Wall	6-3	214	6th/2016	Leamington, ON	1/14/98	UMass-Lowell/NCAA	22	11	7	3	2.09	.921

EUROPEAN

POS	NAME	HT.	WT.	ACQ.	BIRTHPLACE	BORN	2018-19 TEAM/LEAGUE	GP	G	A	PTS	+/-	PIM
RW	Leevi Aaltonen	5-9	177	5th/2019	Mikkeli, FIN	1/24/01	KalPa/Liiga	7	0	1	1	1	0
							KalPa U20/Jr. A SM-liiga	29	12	24	36	9	28
							IPK/Mestis	1	0	0	0	-1	0
							Finland/WJC-18	5	1	4	5	4	2
C	Adam Edstrom	6-6	210	6th/2019	Hammars, SWE	10/12/00	Mora/SHL	15	0	1	1	-2	0
							Mora J20/SuperElit	20	11	5	16	-2	12
							Malungs IF/Division I	2	2	0	2	3	0
C	Karl Henriksson	5-9	176	2nd/2019	Malmö, SWE	2/5/01	Frolunda/SHL	2	0	0	0	-1	0
							Frolunda J20/SuperElit	45	13	36	49	35	26
							Sweden/WJC-18	7	3	6	9	1	2
RW	Kaapo Kakko	6-3	199	1st/2019	Turku, FIN	2/13/01	TPS/Liiga	45	22	16	38	1	10
							Finland/WC	10	6	1	7	10	0
							Finland/WJC	7	2	3	5	2	0
RW	Vitali Kravtsov	6-3	189	1st/2018	Vladivostok, RUS	12/23/99	Traktor/KHL	50	8	13	21	-3	6
							Russia/WJC	7	2	4	6	4	6
D	Nils Lundkvist	5-11	187	1st/2018	Pitea, SWE	7/27/00	Lulea/SHL	41	3	7	10	7	8
							Lulea J20/SuperElit	4	0	2	2	8	0
							Sweden/WJC	5	1	1	2	1	0
RW	Lauri Pajuniemi	6-0	196	5th/2018	Tampere, FIN	9/12/99	TPS/Liiga	44	5	8	13	-4	20
							TUTO Hockey/Mestis	1	0	0	0	E	0
D	Jacob Ragnarsson	6-0	182	3rd/2018	Mountain View, CA	9/23/99	Almtuna/Allsvenskan	37	0	6	6	-23	36
D	Tarmo Reunanen	6-0	185	4th/2016	Aanekoski, FIN	3/1/98	Lukko/Liiga	58	6	19	25	-2	40
							Lukko U20/Jr. A SM-liiga	1	0	1	1	-1	0
D	Yegor Rykov	6-2	210	Trade w/NJD	Vidnoe, RUS	4/14/97	HC Sochi/KHL	47	3	6	9	-4	8
							SKA-Neva St. Petersburg/VHL	1	0	0	0	-1	0
D	Calle Sjalin	6-1	179	5th/2017	Ostersund, SWE	9/2/99	Leksands/Allsvenskan	20	2	5	7	11	4

	GOALTENDER	HT.	WT.	ACQ.	BIRTHPLACE	BORN	2018-19 TEAM/LEAGUE	GP	W	L	T/OT	GAA	SV%
	Olof Lindbom	6-2	183	2nd/2018	Stockholm, SWE	7/23/00	Djurgardens J20/SuperElit	8	5	3	0	2.73	.900
	Igor Shesterkin	6-2	182	4th/2014	Moscow, RUS	12/30/95	SKA St. Petersburg/KHL	28	24	3	1	1.11	.953

BRITISH COLUMBIA HOCKEY LEAGUE

POS	NAME	HT.	WT.	ACQ.	BIRTHPLACE	BORN	2018-19 TEAM/LEAGUE	GP	G	A	PTS	+/-	PIM
RW	Riley Hughes	6-1	173	7th/2018	Westwood, MA	6/27/00	Victoria/BCHL	53	24	34	58	-	20

UNITED STATES HOCKEY LEAGUE

POS	NAME	HT.	WT.	ACQ.	BIRTHPLACE	BORN	2018-19 TEAM/LEAGUE	GP	G	A	PTS	+/-	PIM
D	Zachary Jones	5-11	175	3rd/2019	Richmond, VA	10/18/00	Tri-City/USHL	56	7	45	52	38	38
D	Simon Kjellberg	6-3	200	6th/2018	Nashville, TN	2/17/00	Dubuque/USHL	58	2	3	5	1	10
D	Hunter Skinner	6-2	182	4th/2019	Wyndotte, MI	4/29/01	Muskegon/USHL	24	3	8	11	1	18
							Lincoln/USHL	28	2	9	11	-13	63





RANGERS vs NHL



The Rangers have earned six of their 18 all-time wins against the Ducks in either overtime or a shootout. Among the players who have recorded a game-winning goal in overtime for the Blueshirts against Anaheim are Hall of Famers Pavel Bure and Brian Leetch, as well as former Rangers captain Jaromir Jagr.



2019-20 REGULAR SEASON SCHEDULE

DATE	SITE	TIME (ET)	TV
Dec. 14	Anaheim	4:00 p.m.	MSG
Dec. 22	MSG	12:30 p.m.	MSG

ALL-TIME RECORD

Overall	18-17-1 (38 pts)
Home Record	11-7-1-0 (23 pts)
Road Record	7-10-0-1 (15 pts)
Goals For	105
Goals Against	107
Shutouts	1, 10/11/2009 (3-0; Valiquette)

LONGEST RANGER STREAKS

Winning	5, 1/7/2015 – 2/7/2017
Unbeaten/Point	5, 1/7/2015 – 2/7/2017 (5-0-0)
Losing	3 (3x), last – 10/16/2000 – 11/25/2001

GAME HIGHS

Goals For	7, 3/22/2015 (7-2)
Goals Against	7, 11/3/1995 (4-7)

2018-19 RANGERS VS. DUCKS

OVERALL RECORD: 2-0-0		AT NEW YORK: 1-0-0				AT ANAHEIM: 1-0-0		
	GP	W	L	OT	GF	GA	PTS	
Rangers	2	2	0	0	6	3	4	
Ducks	2	0	1	1	3	6	1	

DATE	RESULT/SITE	GOALTENDERS
Nov. 1	Rangers 3, Ducks 2 (SO) at Anaheim	Georgiev, Gibson
Dec. 18	Rangers 3, Ducks 1 at MSG	Georgiev, Johnson

FIRST TIME

First Game	10/19/1993 at MSG (2-4)
First Game at Anaheim	1/28/1994 (2-3)
First Ranger Win	12/4/1995 at MSG (5-1)

LAST TIME

Last Ranger Win at MSG	12/18/2018 (3-1)
Last Ranger Win at Anaheim	11/1/2018 (3-2, SO)
Last Duck Win at MSG	11/4/2013 (2-1)
Last Duck Win at Anaheim	1/23/2018 (6-3)

PLAYOFFS

N/A

LAST RANGER TRADE WITH ANAHEIM

June 27, 2015 – Rangers acquired Emerson Etem and a second-round pick in the 2015 NHL Entry Draft (Ryan Gropp) in exchange for Carl Hagelin, a second-round pick in the 2015 NHL Entry Draft (Julius Nattinen), and a sixth-round pick in the 2015 NHL Entry Draft (Garrett Metcalf).



Mark Messier recorded a hat trick in the Rangers' first game against the Coyotes after the franchise moved from Winnipeg to Phoenix. Messier tallied all three of the Blueshirts' goals in a 3-1 win on November 26, 1996.

ARIZONA COYOTES



2019-20 REGULAR SEASON SCHEDULE

DATE	SITE	TIME (ET)	TV
Oct. 22	MSG	7:00 p.m.	MSG
Mar. 14	Arizona	9:00 p.m.	MSG

ALL-TIME RECORD*

Overall	47-26-6-1 (101 pts)
Home Record	27-10-2-1 (57 pts)
Road Record	20-16-4-0 (44 pts)
Goals For	298
Goals Against	259
Shutouts	2, last - 2/26/1999 (3-0; Richter)

LONGEST RANGER STREAKS

Winning Streak	9, 3/24/2014 - 1/6/2018
Unbeaten/Point Streak	10, 3/24/2014 - 12/14/2018 (9-0-1)
Losing Streak	3 (2x), last - 11/12/2000 - 12/31/2001

GAME HIGHS

Goals For	9, 2/20/1983 (9-4)
Goals Against	12, 2/25/1985 (5-12)

FIRST TIME*

First Game	11/21/1979 at MSG (4-6)
First Game at Winnipeg	1/12/1980 (3-0)
First Ranger Win	1/12/1980 at Winnipeg (3-0)

LAST TIME

Last Ranger Win at MSG	10/26/2017 (5-2)
Last Ranger Win at Arizona	1/6/2018 (2-1, SO)
Last Coyote Win at MSG	12/14/2018 (4-3, OT)
Last Coyote Win at Arizona	1/6/2019 (5-0)

PLAYOFFS

N/A

LAST RANGER TRADE WITH ARIZONA

June 23, 2017 - Rangers acquired Tony DeAngelo and a first-round pick in the 2017 NHL Entry Draft (Lias Andersson) in exchange for Derek Stepan and Antti Raanta.

* Includes games against the Winnipeg Jets from 1979-80 - 1995-96 and the Phoenix Coyotes from 1996-97 - 2013-14

2018-19 RANGERS VS. COYOTES

	OVERALL RECORD: 0-1-1		AT NEW YORK: 0-0-1				AT ARIZONA: 0-1-0	
	GP	W	L	OT	GF	GA	PTS	
Rangers	2	0	1	1	3	9	1	
Coyotes	2	2	0	0	9	3	4	

DATE	RESULT/SITE
Dec. 14	Rangers 3, Coyotes 4 (OT) at MSG
Jan. 6	Rangers 0, Coyotes 5 at Arizona

GOALTENDERS
Lundqvist, Hill
Lundqvist/Georgiev, Kuemper



The Rangers have played more regular season games (649) and have earned more regular season wins (259) against the Bruins than against any other opponent in franchise history. Harry Howell is the Blueshirts' all-time leader in games played against Boston (224).



BOSTON BRUINS

2019-20 REGULAR SEASON SCHEDULE

DATE	SITE	TIME (ET)	TV
Oct. 27	MSG	7:00 p.m.	MSG
Nov. 29	Boston	1:00 p.m.	NBC
Feb. 16	MSG	3:30 p.m.	NBC

ALL-TIME RECORD

Overall	259-291-97-2 (617 pts)
Home Record	149-122-55-0 (353 pts)
Road Record	110-169-42-2 (264 pts)
Goals For	1,890
Goals Against	2,038
Shutouts	41, last - 2/14/2012 (3-0; Lundqvist)

LONGEST RANGER STREAKS

Winning Streak	8, 11/20/2005 - 3/24/2007
Unbeaten/Point Streak	12, 1/1/1962 - 12/8/1962 (10-0-2)
Losing Streak	7 (4x), last - 11/15/1973 - 3/11/1975

GAME HIGHS

Goals For	9 (4x), last - 2/23/1969 (9-0)
Goals Against	14, 1/21/1945 (3-14)

FIRST TIME

First Game	12/7/1926 at Boston (1-0)
First Game at MSG	12/12/1926 (2-1)
First Ranger Win	12/7/1926 at Boston (1-0)

LAST TIME

Last Ranger Win at MSG	2/6/2019 (4-3, SO)
Last Ranger Win at Boston	1/19/2019 (3-2)
Last Bruin Win at MSG	2/7/2018 (6-1)
Last Bruin Win at Boston	3/27/2019 (6-3)

PLAYOFFS

Series	10 (3-7)
Overall	19-26-2
Goals For	114
Goals Against	130
Last Meeting	2013, Conference Semifinals (L, 1-4)

LAST RANGER TRADE WITH BOSTON

September 11, 2018 - Rangers acquired Adam McQuaid in exchange for Steven Kampfer, a fourth-round pick in the 2019 NHL Entry Draft (later traded), and a seventh-round pick in the 2019 NHL Entry Draft (Jake Schmalz).

2018-19 RANGERS VS. BRUINS

OVERALL RECORD: 2-1-0		AT NEW YORK: 1-0-0				AT BOSTON: 1-1-0		
	GP	W	L	OT	GF	GA	PTS	
Rangers	3	2	1	0	10	11	4	
Bruins	3	1	1	1	11	10	3	

DATE	RESULT/SITE	GOALTENDERS
Jan. 19	Rangers 3, Bruins 2 at Boston	Lundqvist, Rask/Halak
Feb. 6	Rangers 4, Bruins 3 (SO) at MSG	Georgiev, Halak
Mar. 27	Rangers 3, Bruins 6 at Boston	Lundqvist, Halak



Linemates Steve Vickers, Jean Ratelle, and Rod Gilbert recorded five goals and 13 points in the Rangers' 9-5 win against Buffalo on December 27, 1974 at MSG. The nine goals were the most the Blueshirts have tallied in one game against the Sabres in franchise history.

BUFFALO SABRES



2019-20 REGULAR SEASON SCHEDULE

DATE	SITE	TIME (ET)	TV
Oct. 24	MSG	7:00 p.m.	MSG
Feb. 7	MSG	7:00 p.m.	MSG
Mar. 22	Buffalo	3:00 p.m.	MSG

ALL-TIME RECORD

Overall	76-77-25-5 (182 pts)
Home Record	42-30-15-3 (102 pts)
Road Record	34-47-10-2 (80 pts)
Goals For	569
Goals Against	577
Shutouts	10, last – 3/14/2015 (2-0; Skapski)

LONGEST RANGER STREAKS

Winning Streak	9, 4/19/2013 – 3/8/2016
Unbeaten/Point Streak	12, 10/14/1970 – 3/2/1972 (10-0-2)
Losing Streak	7, 1/10/1988 – 11/22/1989

GAME HIGHS

Goals For	9, 12/27/1974 (9-5)
Goals Against	11, 12/31/1992 (6-11)

FIRST TIME

First Game	10/14/1970 at MSG (3-0)
First Game at Buffalo	11/26/1970 (2-2)
First Ranger Win	10/14/1970 at MSG (3-0)

LAST TIME

Last Ranger Win at MSG	11/4/2018 (3-1)
Last Ranger Win at Buffalo	2/15/2019 (6-2)
Last Sabre Win at MSG	1/3/2017 (4-1)
Last Sabre Win at Buffalo	10/6/2018 (3-1)

PLAYOFFS

Series	2 (0-2)
Overall	3-6-0
Goals For	19
Goals Against	28
Last Meeting	2007, Conference Semifinals (L, 2-4)

LAST RANGER TRADE WITH BUFFALO

July 1, 2019 – Rangers acquired a third-round pick in the 2021 NHL Entry Draft in exchange for Jimmy Vesey.

2018-19 RANGERS VS. SABRES

OVERALL RECORD: 2-1-0		AT NEW YORK: 1-0-0				AT BUFFALO: 1-1-0		
	GP	W	L	OT	GF	GA	PTS	
Rangers	3	2	1	0	10	6	4	
Sabres	3	1	2	0	6	10	2	

DATE	RESULT/SITE	GOALTENDERS
Oct. 6	Rangers 1, Sabres 3 at Buffalo	Lundqvist, Hutton
Nov. 4	Rangers 3, Sabres 1 at MSG	Lundqvist, Hutton
Feb. 15	Rangers 6, Sabres 2 at Buffalo	Georgiev, Ullmark



Adam Graves tallied his first goal as a Ranger in the Blueshirts' 4-0 win against Calgary on November 4, 1991 at MSG. Graves recorded 280 career goals with the Rangers and ranks third on the franchise's all-time goals list.



CALGARY FLAMES

2019-20 REGULAR SEASON SCHEDULE

DATE	SITE	TIME (ET)	TV
Jan. 2	Calgary	9:00 p.m.	MSG
Mar. 16	MSG	7:00 p.m.	MSG

ALL-TIME RECORD*

Overall	47-56-15-1 (110 pts)
Home Record	31-25-5-0 (67 pts)
Road Record	16-31-10-1 (43 pts)
Goals For	377
Goals Against	447
Shutouts	4, last – 2/24/2015 (I-O; Talbot)

LONGEST RANGER STREAKS

Winning Streak	4, 11/12/2016 – 3/2/2018
Unbeaten/Point Streak	10, 1/13/1981 – 11/9/1983 (7-0-3)
Losing Streak	7, 10/29/1977 – 11/19/1978

GAME HIGHS

Goals For	8, 1/14/1987 (8-5)
Goals Against	11, 3/7/1985 (5-11)

*Includes games against the Atlanta Flames from 1972-73 – 1979-80

FIRST TIME*

First Game	11/21/1972 at Atlanta (3-1)
First Game at MSG	12/3/1972 (3-2)
First Ranger Win	11/21/1972 at Atlanta (3-1)

LAST TIME

Last Ranger Win at MSG	2/9/2018 (4-3)
Last Ranger Win at Calgary	3/2/2018 (3-1)
Last Flame Win at MSG	10/21/2018 (4-1)
Last Flame Win at Calgary	3/15/2019 (5-1)

PLAYOFFS

Series	1 (1-0)
Overall	3-1-0
Goals For	14
Goals Against	8
Last Meeting	1980, Preliminary Round (W, 3-1)

LAST RANGER TRADE WITH CALGARY

June 1, 2011 – Rangers acquired Tim Erixon and a fifth-round pick in the 2011 NHL Entry Draft (Shane McColgan) in exchange for Roman Horak and two second-round picks in the 2011 NHL Entry Draft (Markus Granlund and Tyler Wotherspoon).

2018-19 RANGERS VS. FLAMES

OVERALL RECORD: 0-2-0		AT NEW YORK: 0-1-0				AT CALGARY: 0-1-0		
	GP	W	L	OT	GF	GA	PTS	
Rangers	2	0	2	0	2	9	0	
Flames	2	2	0	0	9	2	4	

DATE	RESULT/SITE	GOALTENDERS
Oct. 21	Rangers 1, Flames 4 at MSG	Lundqvist, Rittich
Mar. 15	Rangers 1, Flames 5 at Calgary	Georgiev, Rittich



Mike Rogers is the only player who has registered at least 100 points in a season as a member of the Rangers and as a member of the Whalers/Hurricanes franchise.

CAROLINA HURRICANES



2019-20 REGULAR SEASON SCHEDULE

DATE	SITE	TIME (ET)	TV
Nov. 7	Carolina	7:00 p.m.	MSG
Nov. 27	MSG	7:00 p.m.	MSG+
Dec. 27	MSG	7:00 p.m.	MSG
Feb. 21	Carolina	7:30 p.m.	MSG 2

ALL-TIME RECORD*

Overall	81-54-7-2 (171 pts)
Home Record	49-18-4-2 (104 pts)
Road Record	32-36-3-0 (67 pts)
Goals For	475
Goals Against	387
Shutouts	8, last - 11/10/2015 (3-0; Lundqvist)

LONGEST RANGER STREAKS

Winning Streak	10, 2/22/2011 - 3/7/2014
Unbeaten/Point Streak	10, 2/22/2011 - 3/7/2014 (10-0-0)
Losing Streak	4, 1/24/2001 - 11/2/2001

GAME HIGHS

Goals For	11, 2/23/1983 (11-3)
Goals Against	8 (2x), last - 10/7/2018 (5-8)

FIRST TIME*

First Game	10/28/1979 at MSG (2-2)
First Game at Hartford	12/7/1979 (7-4)
First Ranger Win	12/7/1979 at Hartford (7-4)

LAST TIME

Last Ranger Win at MSG	1/15/2019 (6-2)
Last Ranger Win at Carolina	2/19/2019 (2-1)
Last Hurricane Win at MSG	2/8/2019 (3-0)
Last Hurricane Win at Carolina	10/7/2018 (8-5)

PLAYOFFS

N/A

LAST RANGER TRADE WITH CAROLINA

April 30, 2019 - Rangers acquired Adam Fox in exchange for a second-round pick in the 2019 NHL Entry Draft (later traded) and a conditional third-round pick in the 2020 NHL Entry Draft.

*Includes games against the Hartford Whalers from 1979-80 - 1996-97

2018-19 RANGERS VS. HURRICANES

OVERALL RECORD: 2-2-0		AT NEW YORK: 1-1-0				AT CAROLINA: 1-1-0	
	GP	W	L	OT	GF	GA	PTS
Rangers	4	2	2	0	13	14	4
Hurricanes	4	2	2	0	14	13	4

DATE	RESULT/SITE
Oct. 7	Rangers 5, Hurricanes 8 at Carolina
Jan. 15	Rangers 6, Hurricanes 2 at MSG
Feb. 8	Rangers 0, Hurricanes 3 at MSG
Feb. 19	Rangers 2, Hurricanes 1 at Carolina

GOALTENDERS
Georgiev, Mrazek
Lundqvist, McElhinney
Lundqvist, Mrazek
Lundqvist, McElhinney



Rangers legend Emile Francis began his NHL playing career with Chicago in 1946-47. Francis was acquired by the Rangers from Chicago in October of 1948 and played parts of four seasons with the Blueshirts before eventually becoming the team's Head Coach and General Manager.



CHICAGO BLACKHAWKS

2019-20 REGULAR SEASON SCHEDULE

DATE	SITE	TIME (ET)	TV
Feb. 19	Chicago	8:00 p.m.	NBCSN
Apr. 4	MSG	1:00 p.m.	MSG

ALL-TIME RECORD

Overall	242-249-98-2 (584 pts)
Home Record	123-117-55-0 (301 pts)
Road Record	119-132-43-2 (283 pts)
Goals For	1,676
Goals Against	1,727
Shutouts	37, last - 12/9/2016 (I-O, OT; Raanta)

LONGEST RANGER STREAKS

Winning Streak	6 (4x), last - 2/23/1978 - 3/21/1979
Unbeaten/Point Streak	15, 1/15/1956 - 1/27/1957 (12-0-3)
Losing Streak	9, 10/17/1962 - 1/20/1963

GAME HIGHS

Goals For	10, 3/12/1952 (10-2)
Goals Against	10 (2x), last - 11/14/1943 (5-10)

FIRST TIME

First Game	11/30/1926 at MSG (4-3, OT)
First Game at Chicago	12/15/1926 (2-6)
First Ranger Win	11/30/1926 at MSG (4-3, OT)

LAST TIME

Last Ranger Win at MSG	1/17/2019 (4-3)
Last Ranger Win at Chicago	12/9/2016 (1-0, OT)
Last Blackhawk Win at MSG	1/3/2018 (5-2)
Last Blackhawk Win at Chicago	10/25/2018 (4-1)

PLAYOFFS

Series	5 (1-4)
Overall	10-14-0
Goals For	54
Goals Against	66
Last Meeting	1973, Semifinals (L, 1-4)

LAST RANGER TRADE WITH CHICAGO

February 18, 2019 - Rangers acquired Darren Raddysh in exchange for Peter Holland.

2018-19 RANGERS VS. BLACKHAWKS

OVERALL RECORD: 1-1-0		AT NEW YORK: 1-0-0				AT CHICAGO: 0-1-0		
	GP	W	L	OT	GF	GA	PTS	
Rangers	2	1	1	0	5	7	2	
Blackhawks	2	1	1	0	7	5	2	

DATE	RESULT/SITE
Oct. 25	Rangers 1, Blackhawks 4 at Chicago
Jan. 17	Rangers 4, Blackhawks 3 at MSG

GOALTENDERS
Lundqvist, Crawford
Lundqvist, Delia



In the Rangers' first game against the Nordiques/Avalanche franchise on November 10, 1979, the Blueshirts rallied from three separate deficits to defeat Quebec, 5-4, at MSG. Ron Greschner tallied the game-winning goal with 2:13 remaining in regulation.

COLORADO AVALANCHE



2019-20 REGULAR SEASON SCHEDULE

DATE	SITE	TIME (ET)	TV
Jan. 7	MSG	7:30 p.m.	NBCSN
Mar. 11	Colorado	10:00 p.m.	MSG+

ALL-TIME RECORD*

Overall	40-35-7-6 (93 pts)
Home Record	23-14-4-3 (53 pts)
Road Record	17-21-3-3 (40 pts)
Goals For	316
Goals Against	294
Shutouts	2, last - 10/29/1990 (5-0; Vanbiesbrouck)

LONGEST RANGER STREAKS

Winning Streak	5, 11/2/1989 - 10/29/1990
Unbeaten/Point Streak	5 (2x), last - 2/4/2014 - 11/6/2015 (3-0-2)
Losing Streak	4 (2x), last - 10/29/1992 - 3/28/1993

GAME HIGHS

Goals For	8, 10/23/1988 (8-2)
Goals Against	10, 3/6/1993 (2-10)

FIRST TIME*

First Game	11/10/1979 at MSG (5-4)
First Game at Quebec	1/2/1980 (3-3)
First Ranger Win	11/10/1979 at MSG (5-4)

LAST TIME

Ranger Win at MSG	10/16/2018 (3-2, SO)
Ranger Win at Colorado	12/31/2016 (6-2)
Avalanche Win at MSG	10/5/2017 (4-2)
Avalanche Win at Colorado	1/4/2019 (6-1)

PLAYOFFS

Series	1 (1-0)
Overall	4-2-0
Goals For	25
Goals Against	19
Last Meeting	1995, Conference Quarterfinals (W, 4-2)

LAST RANGER TRADE WITH COLORADO

February 26, 2018 - Rangers acquired Chris Bigras in exchange for Ryan Graves.

*Includes games against the Quebec Nordiques from 1979-80 - 1994-95

2018-19 RANGERS VS. AVALANCHE

OVERALL RECORD: I-I-O	AT NEW YORK: I-O-O				AT COLORADO: O-I-O		
	GP	W	L	OT	GF	GA	PTS
Rangers	2	1	1	0	4	8	2
Avalanche	2	1	0	1	8	4	3

DATE	RESULT/SITE	GOALTENDERS
Oct. 16	Rangers 3, Avalanche 2 (SO) at MSG	Lundqvist, Varlamov
Jan. 4	Rangers 1, Avalanche 6 at Colorado	Georgiev, Grubauer



Artemi Panarin established Blue Jackets' single-season franchise records in assists (59) and points (87) during the 2018-19 season, eclipsing the single-season franchise records he set in both categories in 2017-18.



COLUMBUS BLUE JACKETS

2019-20 REGULAR SEASON SCHEDULE

DATE	SITE	TIME (ET)	TV
Dec. 5	Columbus	7:00 p.m.	MSG 2
Jan. 19	MSG	7:00 p.m.	MSG
Feb. 14	Columbus	7:00 p.m.	MSG
Mar. 24	MSG	7:00 p.m.	MSG

ALL-TIME RECORD

Overall	18-15-1-3 (40 pts)
Home Record	8-5-1-3 (20 pts)
Road Record	10-10-0-0 (20 pts)
Goals For	112
Goals Against	120
Shutouts	N/A

LONGEST RANGER STREAKS

Winning Streak	7, 1/16/2015 - 4/4/2016
Unbeaten/Point Streak	7, 1/16/2015 - 4/4/2016 (7-0-0)
Losing Streak	3, 10/11/2003 - 2/24/2007

GAME HIGHS

Goals For	7, 11/23/2009 (7-4)
Goals Against	7, 1/13/2019 (5-7)

FIRST TIME

First Game	2/12/2001 at Columbus (4-3)
First Game at MSG	1/14/2002 (2-2)
First Ranger Win	2/12/2001 at Columbus (4-3)

LAST TIME

Last Ranger Win at MSG	11/6/2017 (5-3)
Last Ranger Win at Columbus	11/10/2018 (5-4, SO)
Last Blue Jacket Win at MSG	4/5/2019 (3-2, SO)
Last Blue Jacket Win at Columbus	1/13/2019 (7-5)

PLAYOFFS

N/A

LAST RANGER TRADE WITH COLUMBUS

February 25, 2019 - Rangers acquired Julius Bergman, a fourth-round pick in the 2019 NHL Entry Draft (Hunter Skinner), and a seventh-round pick in the 2019 NHL Entry Draft (Eric Ciccolini) in exchange for Adam McQuaid.

2018-19 RANGERS VS. BLUE JACKETS

OVERALL RECORD: 1-1-2	AT NEW YORK: 0-0-2				AT COLUMBUS: 1-1-0		
	GP	W	L	OT	GF	GA	PTS
Rangers	4	1	1	2	15	18	4
Blue Jackets	4	3	0	1	18	15	7

DATE	RESULT/SITE
Nov. 10	Rangers 5, Blue Jackets 4 (SO) at Columbus
Dec. 27	Rangers 3, Blue Jackets 4 (OT) at MSG
Jan. 13	Rangers 5, Blue Jackets 7 at Columbus
Apr. 5	Rangers 2, Blue Jackets 3 (SO) at MSG

GOALTENDERS
Georgiev, Korpisalo
Lundqvist, Korpisalo
Georgiev, Bobrovsky
Georgiev, Bobrovsky



Gilles Villemure is the Rangers' all-time leader in shutouts against the Stars franchise (three). In 16 career appearances against the Minnesota North Stars as a member of the Blueshirts, Villemure posted a 13-2-0 record, along with a 1.63 GAA, a .937 SV%, and 3 SO.



2019-20 REGULAR SEASON SCHEDULE			
DATE	SITE	TIME (ET)	TV
Feb. 3	MSG	7:00 p.m.	MSG+
Mar. 10	Dallas	8:30 p.m.	MSG 2

ALL-TIME RECORD*	
Overall	75-42-22-3 (175 pts)
Home Record	40-19-11-2 (93 pts)
Road Record	35-23-11-1 (82 pts)
Goals For	483
Goals Against	401
Shutouts	11, last - 12/15/2016 (2-0; Lundqvist/Raanta**)

**Only combined shutout by two goaltenders in franchise history

LONGEST RANGER STREAKS	
Winning Streak	7, 3/17/1976 - 12/3/1977
Unbeaten/Point Streak	11, 3/17/1976 - 3/19/1978 (9-0-2)
Losing Streak	3 (3x), last - 11/25/2007 - 2/6/2009

GAME HIGHS	
Goals For	11, 12/4/1976 (11-4)
Goals Against	10, 2/6/2009 (2-10)

FIRST TIME*	
First Game	11/19/1967 at MSG (5-2)
First Game at Minnesota	2/15/1968 (6-2)
First Ranger Win	11/19/1967 at MSG (5-2)

LAST TIME	
Last Ranger Win at MSG	11/19/2018 (2-1)
Last Ranger Win at Dallas	12/15/2016 (2-0)
Last Star Win at MSG	12/11/2017 (2-1, SO)
Last Star Win at Dallas	3/5/2019 (1-0)

PLAYOFFS	
N/A	

LAST RANGER TRADE WITH DALLAS

February 23, 2019 - Rangers acquired a second-round pick in the 2019 NHL Entry Draft (Matthew Robertson) and a third-round pick in the 2020 NHL Entry Draft in exchange for Mats Zuccarello.

* Includes games against the Minnesota North Stars from 1967-68 - 1992-93

2018-19 RANGERS VS. STARS

OVERALL RECORD: 1-1-0		AT NEW YORK: 1-0-0				AT DALLAS: 0-1-0		
	GP	W	L	OT	GF	GA	PTS	
Rangers	2	1	1	0	2	2	2	
Stars	2	1	1	0	2	2	2	

DATE	RESULT/SITE	GOALTENDERS
Nov. 19	Rangers 2, Stars 1 at MSG	Lundqvist, Bishop/Khudobin
Mar. 5	Rangers 0, Stars 1 at Dallas	Georgiev, Bishop



Don Raleigh tallied the game-winning goal in overtime for the Rangers in Game 4 and Game 5 of the 1950 Stanley Cup Finals against Detroit. Raleigh became the first player in NHL history to record two overtime goals in the same Stanley Cup Finals series.



DETROIT RED WINGS

2019-20 REGULAR SEASON SCHEDULE

DATE	SITE	TIME (ET)	TV
Nov. 6	MSG	8:00 p.m.	NBCSN
Jan. 31	MSG	7:00 p.m.	MSG
Feb. 1	Detroit	7:00 p.m.	MSG 2

ALL-TIME RECORD*

Overall220-263-103-7 (550 pts)
Home Record141-96-58-1 (341 pts)
Road Record79-167-45-6 (209 pts)
Goals For1,620
Goals Against1,796
Shutouts48, last - 1/22/2017 (1-0, OT; Lundqvist)

LONGEST RANGER STREAKS

Winning Streak8, 3/4/1941 - 2/26/1942
Unbeaten/Point Streak9, 1/29/1969 - 2/28/1970 (6-0-3)
Losing Streak7 (2x), last - 2/14/1999 - 12/21/2002

GAME HIGHS

Goals For11, 1/25/1942 (11-2)
Goals Against15, 1/23/1944 (0-15)

FIRST TIME*

First Game12/4/1926 at Detroit (0-1)
First Game at MSG12/19/1926 (1-1)
First Ranger Win1/9/1927 at MSG (4-1)

LAST TIME

Last Ranger Win at MSG11/24/2017 (2-1, OT)
Last Ranger Win at Detroit3/12/2017 (4-1)
Last Red Wing Win at MSG3/19/2019 (3-2)
Last Red Wing Win at Detroit3/7/2019 (3-2, SO)

PLAYOFFS

Series5 (1-4)
Overall10-13-0
Goals For49
Goals Against57
Last Meeting1950, Stanley Cup Finals (L, 3-4)

LAST RANGER TRADE WITH DETROIT

October 21, 2017 - Rangers acquired Ryan Sproul in exchange for Matt Puempel.

* Includes games against the Detroit Cougars from 1926-27 - 1929-30 and the Detroit Falcons from 1930-31 - 1931-32

2018-19 RANGERS VS. RED WINGS

	AT NEW YORK: 0-1-0				AT DETROIT: 0-0-2		
	GP	W	L	OT	GF	GA	PTS
Rangers	3	0	1	2	6	9	2
Red Wings	3	3	0	0	9	6	6

DATE	RESULT/SITE
Nov. 9	Rangers 2, Red Wings 3 (OT) at Detroit
Mar. 7	Rangers 2, Red Wings 3 (SO) at Detroit
Mar. 19	Rangers 2, Red Wings 3 at MSG

GOALTENDERS
Lundqvist, Howard
Lundqvist, Howard
Lundqvist, Howard



Anders Hedberg registered two goals and Barry Beck recorded three assists in the Rangers' first all-time game in Edmonton, which was a 6-2 win on January 11, 1980.

EDMONTON OILERS



2019-20 REGULAR SEASON SCHEDULE

DATE	SITE	TIME (ET)	TV
Oct. 12	MSG	1:00 p.m.	MSG
Dec. 31	Edmonton	9:00 p.m.	MSG

ALL-TIME RECORD

Overall	33-31-9-3 (78 pts)
Home Record	15-17-6-1 (37 pts)
Road Record	18-14-3-2 (41 pts)
Goals For	263
Goals Against	257
Shutouts	3, last - 12/14/2014 (2-0; Lundqvist)

LONGEST RANGER STREAKS

Winning Streak	5, 12/15/2015 - 3/3/2018
Unbeaten/Point Streak	8, 1/21/1997 - 11/7/2000 (4-0-4)
Losing Streak	8, 10/28/1981 - 12/14/1983

GAME HIGHS

Goals For	10, 10/24/1979 (10-2)
Goals Against	10, 12/4/1988 (6-10)

FIRST TIME

First Game	10/24/1979 at MSG (10-2)
First Game at Edmonton	1/11/1980 (6-2)
First Ranger Win	10/24/1979 at MSG (10-2)

LAST TIME

Last Ranger Win at MSG	11/11/2017 (4-2)
Last Ranger Win at Edmonton	3/3/2018 (3-2)
Last Oiler Win at MSG	10/13/2018 (2-1)
Last Oiler Win at Edmonton	3/11/2019 (3-2, OT)

PLAYOFFS

N/A

LAST RANGER TRADE WITH EDMONTON

November 16, 2018 - Rangers acquired Ryan Strome in exchange for Ryan Spooner.

2018-19 RANGERS VS. OILERS

OVERALL RECORD: 0-1-1		AT NEW YORK: 0-1-0			AT EDMONTON: 0-0-1		
	GP	W	L	OT	GF	GA	PTS
Rangers	2	0	1	1	3	5	1
Oilers	2	2	0	0	5	3	4

DATE	RESULT/SITE	GOALTENDERS
Oct. 13	Rangers 1, Oilers 2 at MSG	Lundqvist, Talbot
Mar. 11	Rangers 2, Oilers 3 (OT) at Edmonton	Georgiev, Koskinen



The Rangers will play their 100th all-time regular season game against the Panthers during the 2019-20 season.



FLORIDA PANTHERS

2019-20 REGULAR SEASON SCHEDULE

DATE	SITE	TIME (ET)	TV
Nov. 10	MSG	1:00 p.m.	MSG
Nov. 16	Florida	7:00 p.m.	MSG 2
Mar. 30	Florida	7:00 p.m.	MSG

ALL-TIME RECORD

Overall	55-30-6-7 (123 pts)
Home Record	28-15-4-2 (62 pts)
Road Record	27-15-2-5 (61 pts)
Goals For	298
Goals Against	236
Shutouts	9, last – 3/22/2011 (1-0, Lundqvist)

LONGEST RANGER STREAKS

Winning Streak	7, 11/10/2013 – 11/21/2015
Unbeaten/Point Streak	8, 10/20/2003 – 3/24/2006 (5-0-1-2)
Losing Streak	3, 4/8/1996 – 10/6/1996

GAME HIGHS

Goals For	7, 12/22/1996 (7-3)
Goals Against	6 (2x), last – 11/26/1999 (2-6)

FIRST TIME

First Game	11/16/1993 at Florida (4-2)
First Game at MSG	1/3/1994 (3-2)
First Ranger Win	11/16/1993 at Florida (4-2)

LAST TIME

Last Ranger Win at MSG	11/17/2018 (4-2)
Last Ranger Win at Florida	12/8/2018 (5-4, SO)
Last Panther Win at MSG	11/28/2017 (5-4)
Last Panther Win at Florida	3/10/2018 (4-3, SO)

PLAYOFFS

Series	1 (1-0)
Overall	4-1-0
Goals For	13
Goals Against	10
Last Meeting	1997, Conference Quarterfinals (W, 4-1)

LAST RANGER TRADE WITH FLORIDA

November 8, 2016 – Rangers acquired Steven Kampfer and a conditional draft pick (conditions not met) in exchange for Dylan McIlrath.

2018-19 RANGERS VS. PANTHERS

OVERALL RECORD: 3-0-0		AT NEW YORK: 2-0-0				AT FLORIDA: 1-0-0		
	GP	W	L	OT	GF	GA	PTS	
Rangers	3	3	0	0	14	8	6	
Panthers	3	0	2	1	8	14	1	

DATE	RESULT/SITE
Oct. 23	Rangers 5, Panthers 2 at MSG
Nov. 17	Rangers 4, Panthers 2 at MSG
Dec. 8	Rangers 5, Panthers 4 (SO) at Florida

GOALTENDERS
Georgiev, Hutchinson/Reimer
Lundqvist, Luongo
Lundqvist, Luongo



The Rangers posted a 20-game unbeaten streak against the Kings from February 8, 1970 to October 14, 1973 (15-0-5 record), which is their longest unbeaten streak against one opponent in franchise history. The G-A-G Line (Vic Hadfield, Jean Ratelle, and Rod Gilbert) recorded 80 points (30 goals, 50 assists) during the streak.

LOS ANGELES KINGS



2019-20 REGULAR SEASON SCHEDULE

DATE	SITE	TIME (ET)	TV
Dec. 10	Los Angeles	10:30 p.m.	MSG 2
Feb. 9	MSG	6:00 p.m.	MSG+

ALL-TIME RECORD

Overall	70-47-16-4 (160 pts)
Home Record	39-20-6-2 (86 pts)
Road Record	31-27-10-2 (74 pts)
Goals For	500
Goals Against	425
Shutouts	8, last – 3/25/2017 (3-0; Raanta)

LONGEST RANGER STREAKS

Winning Streak	8, 3/7/1971 – 11/12/1972
Unbeaten/Point Streak	20, 2/8/1970 – 10/14/1973 (15-0-5)
Losing Streak	6, 1/28/1975 – 10/20/1976

GAME HIGHS

Goals For	9, 10/31/1990 (9-4)
Goals Against	7 (2x), last – 2/5/1985 (5-7)

FIRST TIME

First Game	10/31/1967 at Los Angeles (6-1)
First Game at MSG	12/3/1967 (4-2)
First Ranger Win	10/31/1967 at Los Angeles (6-1)

LAST TIME

Last Ranger Win at MSG	12/15/2017 (4-2)
Last Ranger Win at Los Angeles	3/25/2017 (3-0)
Last King Win at MSG	2/4/2019 (4-3, OT)
Last King Win at Los Angeles	10/28/2018 (4-3)

PLAYOFFS

Series	3 (2-1)
Overall	6-5-0
Goals For	42
Goals Against	29
Last Meeting	2014, Stanley Cup Final (L, 1-4)

LAST RANGER TRADE WITH LOS ANGELES

January 4, 2014 – Rangers acquired Daniel Carcillo in exchange for a seventh-round pick in the 2014 NHL Entry Draft (Spencer Watson).

2018-19 RANGERS VS. KINGS

OVERALL RECORD: 0-1-1		AT NEW YORK: 0-0-1				AT LOS ANGELES: 0-1-0		
	GP	W	L	OT	GF	GA	PTS	
Rangers	2	0	1	1	6	8	1	
Kings	2	2	0	0	8	6	4	

DATE

Oct. 28	Rangers 3, Kings 4 at Los Angeles
Feb. 4	Rangers 3, Kings 4 (OT) at MSG

GOALTENDERS

Lundqvist, Campbell
Lundqvist, Quick



Brian Leetch is the Rangers' all-time leader in goals against the Wild (six), and he recorded seven points (six goals, one assist) and a plus-eight rating in six games against Minnesota with the Rangers.



MINNESOTA WILD

2019-20 REGULAR SEASON SCHEDULE

DATE	SITE	TIME (ET)	TV
Nov. 25	MSG	7:00 p.m.	MSG
Feb. 13	Minnesota	8:00 p.m.	MSG

ALL-TIME RECORD

Overall	14-12-0-0 (28 pts)
Home Record	7-5-0-0 (14 pts)
Road Record	7-7-0-0 (14 pts)
Goals For	74
Goals Against	77
Shutouts	N/A

LONGEST RANGER STREAKS

Winning Streak	5, 11/15/2000 - 2/19/2003
Unbeaten/Point Streak	5, 11/15/2000 - 2/19/2003 (5-0-0)
Losing Streak	4, 2/13/2018 - present

GAME HIGHS

Goals For	5 (2x), last - 10/27/2014 (5-4)
Goals Against	7, 12/23/2016 (4-7)

FIRST TIME

First Game	11/15/2000 at Minnesota (3-2)
First Game at MSG	1/14/2001 (4-2)
First Ranger Win	11/15/2000 at Minnesota (3-2)

LAST TIME

Last Ranger Win at MSG	2/4/2016 (4-2)
Last Ranger Win at Minnesota	3/18/2017 (3-2)
Last Wild Win at MSG	2/21/2019 (4-1)
Last Wild Win at Minnesota	3/16/2019 (5-2)

PLAYOFFS

N/A

LAST RANGER TRADE WITH MINNESOTA

June 30, 2013 – Rangers acquired Justin Falk in exchange for Benn Ferriero and a sixth-round pick in the 2014 NHL Entry Draft (Chase Lang).

2018-19 RANGERS VS. WILD

OVERALL RECORD: 0-2-0		AT NEW YORK: 0-1-0				AT MINNESOTA: 0-1-0		
	GP	W	L	OT	GF	GA	PTS	
Rangers	2	0	2	0	3	9	0	
Wild	2	2	0	0	9	3	4	

DATE	RESULT/SITE
Feb. 21	Rangers 1, Wild 4 at MSG
Mar. 16	Rangers 2, Wild 5 at Minnesota

GOALTENDERS
Lundqvist, Dubnyk
Lundqvist, Dubnyk



The Rangers defeated the Canadiens, four games to one, in the Semifinals in 1950 to advance to the Stanley Cup Finals. Chuck Rayner, who won the Hart Trophy as the NHL's Most Valuable Player in 1949-50, only allowed seven goals in the five games against Montreal.

MONTREAL CANADIENS



2019-20 REGULAR SEASON SCHEDULE

DATE	SITE	TIME (ET)	TV
Nov. 23	Montreal	7:00 p.m.	MSG 2
Dec. 6	MSG	7:00 p.m.	MSG
Feb. 27	Montreal	7:00 p.m.	MSG 2

ALL-TIME RECORD

Overall	196-334-94-5 (491 pts)
Home Record	130-128-54-2 (316 pts)
Road Record	66-206-40-3 (175 pts)
Goals For	1,625
Goals Against	2,115
Shutouts	28, last – 10/8/2017 (2-0; Lundqvist)

LONGEST RANGER STREAKS

Winning Streak	8, 12/16/1939 – 12/5/1940
Unbeaten/Point Streak	9, 11/23/1939 – 12/5/1940 (8-0-1)
Losing Streak	12, 12/17/1944 – 12/16/1945

GAME HIGHS

Goals For	10, 12/13/1992 (10-5)
Goals Against	11 (3x), last – 1/21/1960 (2-11)

FIRST TIME

First Game	11/27/1926 at Montreal (2-0)
First Game at MSG	1/6/1927 (1-0)
First Ranger Win	11/27/1926 at Montreal (2-0)

LAST TIME

Last Ranger Win at MSG	11/6/2018 (5-3)
Last Ranger Win at Montreal	3/26/2016 (5-2)
Last Canadien Win at MSG	3/1/2019 (4-2)
Last Canadien Win at Montreal	12/1/2018 (5-2)

PLAYOFFS

Series	16 (9-7)
Overall	33-38-2
Goals For	192
Goals Against	214
Last Meeting	2017, First Round (W, 4-2)

LAST RANGER TRADE WITH MONTREAL

November 30, 2017 – Rangers acquired Peter Holland in exchange for Adam Cracknell.

2018-19 RANGERS VS. CANADIENS

	OVERALL RECORD: 1-2-0		AT NEW YORK: 1-1-0			AT MONTREAL: 0-1-0		
	GP	W	L	OT	GF	GA	PTS	
Rangers	3	1	2	0	9	12	2	
Canadiens	3	2	1	0	12	9	4	

DATE	RESULT/SITE	GOALTENDERS
Nov. 6	Rangers 5, Canadiens 3 at MSG	Lundqvist, Price
Dec. 1	Rangers 2, Canadiens 5 at Montreal	Georgiev, Price
Mar. 1	Rangers 2, Canadiens 4 at MSG	Lundqvist, Price



David Quinn made his debut as an NHL head coach and coached his first game with the Rangers on October 4, 2018 against Nashville at MSG.



NASHVILLE PREDATORS

2019-20 REGULAR SEASON SCHEDULE

DATE	SITE	TIME (ET)	TV
Nov. 2	Nashville	2:00 p.m.	MSG
Dec. 16	MSG	7:00 p.m.	MSG

ALL-TIME RECORD

Overall	15-10-1-2 (33 pts)
Home Record	7-6-1-1 (16 pts)
Road Record	8-4-0-1 (17 pts)
Goals For	80
Goals Against	67
Shutouts	3, last - 11/23/2015 (3-0; Lundqvist)

LONGEST RANGER STREAKS

Winning Streak	3 (3x), last - 12/17/2016 - 10/21/2017
Unbeaten/Point Streak	4, 11/29/1998 - 12/23/2000 (3-0-1)
Losing Streak	2 (3x), last - 2/3/2018 - 10/4/2018

GAME HIGHS

Goals For	7, 2/15/1999 (7-4)
Goals Against	5 (3x), last - 2/3/2018 (2-5)

FIRST TIME

First Game	11/29/1998 at MSG (5-1)
First Game at Nashville	2/15/1999 (7-4)
First Ranger Win	11/29/1998 at MSG (5-1)

LAST TIME

Last Ranger Win at MSG	10/21/2017 (4-2)
Last Ranger Win at Nashville	12/29/2018 (4-3)
Last Predator Win at MSG	10/4/2018 (3-2)
Last Predator Win at Nashville	2/3/2018 (5-2)

PLAYOFFS

N/A

LAST RANGER TRADE WITH NASHVILLE

February 6, 2019 - Rangers acquired a seventh-round pick in the 2020 NHL Entry Draft in exchange for Cody McLeod.

2018-19 RANGERS VS. PREDATORS

OVERALL RECORD: 1-1-0		AT NEW YORK: 0-1-0				AT NASHVILLE: 1-0-0		
	GP	W	L	OT	GF	GA	PTS	
Rangers	2	1	1	0	6	6	2	
Predators	2	1	1	0	6	6	2	

DATE	RESULT/SITE
Oct. 4	Rangers 2, Predators 3 at MSG
Dec. 29	Rangers 4, Predators 3 at Nashville

GOALTENDERS
Lundqvist, Rinne
Lundqvist, Rinne



Sergei Nemchinov is the only player who has won a Stanley Cup with both the Rangers (1993-94) and with the Devils (1999-00).

NEW JERSEY DEVILS



2019-20 REGULAR SEASON SCHEDULE

DATE	SITE	TIME (ET)	TV
Oct. 17	New Jersey	7:00 p.m.	NBCSN
Nov. 30	New Jersey	1:00 p.m.	MSG
Jan. 9	MSG	7:00 p.m.	MSG
Mar. 7	MSG	7:00 p.m.	MSG

ALL-TIME RECORD*

Overall	118-92-27-10 (273 pts)
Home Record	66-32-20-4 (156 pts)
Road Record	52-60-7-6 (117 pts)
Goals For	813
Goals Against	730
Shutouts	16, last - 12/11/2016 (5-0; Raanta)

LONGEST RANGER STREAKS

Winning Streak	7, 10/25/2007 - 3/27/2008
Unbeaten/Point Streak	11, 2/22/2007 - 11/12/2008 (9-0-2)
Losing Streak	6, 10/16/1998 - 12/1/1999

GAME HIGHS

Goals For	11, 10/25/1984 (11-2)
Goals Against	8 (3x), last - 12/12/2008 (5-8)

FIRST TIME*

First Game	12/29/1974 at MSG (2-1)
First Game at Kansas City	1/8/1975 (6-1)
First Ranger Win	12/29/1974 at MSG (2-1)

LAST TIME

Last Ranger Win at MSG	3/9/2019 (4-2)
Last Ranger Win at New Jersey	1/31/2019 (4-3)
Last Devil Win at MSG	10/14/2017 (3-2)
Last Devil Win at New Jersey	4/1/2019 (4-2)

PLAYOFFS

Series	6 (4-2)
Overall	18-16-0
Goals For	93
Goals Against	90
Last Meeting	2012, Conference Final (L, 2-4)

LAST RANGER TRADE WITH NEW JERSEY

February 22, 2018 - Rangers acquired Yegor Rykov and a second-round pick in the 2018 NHL Entry Draft (later traded) in exchange for Michael Grabner.

* Includes games against the Kansas City Scouts from 1974-75 - 1975-76 and the Colorado Rockies from 1976-77 - 1981-82

2018-19 RANGERS VS. DEVILS

OVERALL RECORD: 3-1-0		AT NEW YORK: 2-0-0				AT NEW JERSEY: 1-1-0	
	GP	W	L	OT	GF	GA	PTS
Rangers	4	3	1	0	15	11	6
Devils	4	1	3	0	11	15	2

DATE	RESULT/SITE
Jan. 31	Rangers 4, Devils 3 at New Jersey
Feb. 23	Rangers 5, Devils 2 at MSG
Mar. 9	Rangers 4, Devils 2 at MSG
Apr. 1	Rangers 2, Devils 4 at New Jersey

GOALTENDERS
Lundqvist, Kinkaid
Georgiev, Schneider
Lundqvist, Schneider
Lundqvist, Blackwood



Wayne Gretzky recorded his final career NHL goal on March 29, 1999 against the Islanders at MSG. Gretzky's goal was also the 1,072nd goal of his professional career (NHL and WHA, regular season and playoffs combined), and he passed Gordie Howe to become the all-time leading goal scorer in professional hockey history.



NEW YORK ISLANDERS

2019-20 REGULAR SEASON SCHEDULE

DATE	SITE	TIME (ET)	TV
Jan. 13	MSG	7:00 p.m.	MSG
Jan. 16	Brooklyn	7:00 p.m.	MSG 2
Jan. 21	MSG	7:00 p.m.	MSG
Feb. 25	Brooklyn	7:00 p.m.	MSG

ALL-TIME RECORD

Overall	127-115-19-9 (282 pts)
Home Record	72-46-11-6 (161 pts)
Road Record	55-69-8-3 (121 pts)
Goals For	893
Goals Against	873
Shutouts	15, last - 11/21/2018 (5-0; Georgiev)

LONGEST RANGER STREAKS

Winning Streak	7, 4/15/1998 - 10/11/1999
Unbeaten/Point Streak	11, 1/21/2003 - 10/19/2005 (8-0-3)
Losing Streak	5 (3x), last - 4/11/2006 - 1/9/2007

GAME HIGHS

Goals For	9 (3x), last - 2/14/1992 (9-2)
Goals Against	10 (3x), last - 11/17/1984 (4-10)

2018-19 RANGERS VS. ISLANDERS

OVERALL RECORD: 2-2-0		AT NEW YORK: 1-1-0				AT BROOKLYN: 1-1-0		
	GP	W	L	OT	GF	GA	PTS	
Rangers	4	2	2	0	15	12	4	
Islanders	4	2	2	0	12	15	4	

DATE	RESULT/SITE
Nov. 15	Rangers 5, Islanders 7 at Brooklyn
Nov. 21	Rangers 5, Islanders 0 at MSG
Jan. 10	Rangers 3, Islanders 4 at MSG
Jan. 12	Rangers 2, Islanders 1 at Brooklyn

GOALTENDERS
Lundqvist/Georgiev, Greiss
Georgiev, Lehner
Lundqvist, Lehner
Georgiev, Lehner

FIRST TIME

First Game	10/21/1972 at Long Island (2-1)
First Game at MSG	12/10/1972 (4-1)
First Ranger Win	10/21/1972 at Long Island (2-1)

LAST TIME

Last Ranger Win at MSG	11/21/2018 (5-0)
Last Ranger Win at Brooklyn	1/12/2019 (2-1)
Last Islander Win at MSG	1/10/2019 (4-3)
Last Islander Win at Brooklyn	11/15/2018 (7-5)

PLAYOFFS

Series	8 (3-5)
Overall	19-20-0
Goals For	132
Goals Against	129
Last Meeting	1994, Conference Quarterfinals (W, 4-0)

LAST RANGER TRADE WITH ISLANDERS

May 25, 2010 - Rangers acquired Jyri Niemi in exchange for a sixth-round pick in the 2010 NHL Entry Draft (later traded).



Henrik Lundqvist has appeared in more games against Ottawa than any other Ranger in franchise history (43). He became the Rangers' all-time wins leader by earning his 302nd career win with the Blueshirts on March 18, 2014 against the Senators.

OTTAWA SENATORS



2019-20 REGULAR SEASON SCHEDULE

DATE	SITE	TIME (ET)	TV
Oct. 5	Ottawa	7:00 p.m.	MSG
Nov. 4	MSG	7:00 p.m.	MSG
Nov. 22	Ottawa	7:30 p.m.	MSG

ALL-TIME RECORD

Overall	42-46-3-4 (91 pts)
Home Record	19-26-0-2 (40 pts)
Road Record	23-20-3-2 (51 pts)
Goals For	250
Goals Against	266
Shutouts	3, last - 11/19/2017 (3-0; Lundqvist)

LONGEST RANGER STREAKS

Winning Streak	10, 10/24/1992 - 3/6/1995
Unbeaten/Point Streak	10, 10/24/1992 - 3/6/1995 (10-0-0)
Losing Streak	5 (2x), last - 12/29/2006 - 10/13/2007

GAME HIGHS

Goals For	8, 3/18/2014 (8-4)
Goals Against	9, 1/24/2004 (1-9)

FIRST TIME

First Game	10/24/1992 at Ottawa (3-2, OT)
First Game at MSG	1/6/1993 (6-2)
First Ranger Win	10/24/1992 at Ottawa (3-2, OT)

LAST TIME

Last Ranger Win at MSG	11/26/2018 (4-2)
Last Ranger Win at Ottawa	11/14/2015 (2-1, SO)
Last Senator Win at MSG	4/3/2019 (1-4)
Last Senator Win at Ottawa	11/29/2018 (0-3)

PLAYOFFS

Series	2 (1-1)
Overall	6-7-0
Goals For	34
Goals Against	32
Last Meeting	2017, Second Round (L, 2-4)

LAST RANGER TRADE WITH OTTAWA

June 22, 2018 - Rangers acquired a first-round pick in the 2018 NHL Entry Draft (K'Andre Miller) in exchange for a first-round pick in the 2018 NHL Entry Draft (Jacob Bernard-Docker) and a second-round pick in the 2018 NHL Entry Draft (Jonathan Tychonick).

2018-19 RANGERS VS. SENATORS

	OVERALL RECORD: 1-2-0				AT NEW YORK: 1-1-0				AT OTTAWA: 0-1-0		
	GP	W	L	OT	GP	W	L	OT	GF	GA	PTS
Rangers	3	1	2	0	5	9	2				
Senators	3	2	1	0	9	5	4				

DATE	RESULT/SITE
Nov. 26	Rangers 4, Senators 2 at MSG
Nov. 29	Rangers 0, Senators 3 at Ottawa
Apr. 3	Rangers 1, Senators 4 at MSG

GOALTENDERS
Lundqvist, Anderson
Lundqvist, Nilsson



On June 2, 1978, the Rangers made a trade with the Flyers to hire Fred Shero as their Head Coach and General Manager. In Shero's first season with the Rangers in 1978-79, he guided the team to the Stanley Cup Finals.



PHILADELPHIA FLYERS

2019-20 REGULAR SEASON SCHEDULE

DATE	SITE	TIME (ET)	TV
Dec. 23	Philadelphia	7:00 p.m.	MSG 2
Feb. 28	Philadelphia	7:00 p.m.	MSG
Mar. 1	MSG	12:00 p.m.	NBC
Apr. 1	MSG	7:30 p.m.	NBCSN

ALL-TIME RECORD

Overall	132-119-37-9 (310 pts)
Home Record	69-51-23-5 (166 pts)
Road Record	63-68-14-4 (144 pts)
Goals For	873
Goals Against	872
Shutouts	16, last - 3/31/2019 (3-0; Georgiev)

LONGEST RANGER STREAKS

Winning Streak	10, 11/28/1971 - 1/14/1973
Unbeaten/Point Streak	13, 11/28/1971 - 12/26/1973 (11-0-2)
Losing Streak	11, 3/17/1984 - 12/7/1985

GAME HIGHS

Goals For	8 (3x), last - 10/26/1992 (8-4)
Goals Against	8 (3x), last - 3/29/1986 (2-8)

FIRST TIME

First Game	11/16/1967 at Philadelphia (2-3)
First Game at MSG	2/18/1968 (3-1)
First Ranger Win	12/25/1967 at Philadelphia (3-1)

LAST TIME

Last Ranger Win at MSG	1/16/2018 (5-1)
Last Ranger Win at Philadelphia	3/31/2019 (3-0)
Last Flyer Win at MSG	1/29/2019 (1-0)
Last Flyer Win at Philadelphia	11/23/2018 (4-0)

PLAYOFFS

Series	11 (5-6)
Overall	24-30-0
Goals For	172
Goals Against	173
Last Meeting	2014, First Round (W, 4-3)

LAST RANGER TRADE WITH PHILADELPHIA

July 1, 2013 - Rangers acquired Danny Syvret in exchange for Kris Newbury.

2018-19 RANGERS VS. FLYERS

OVERALL RECORD: 1-2-1	AT NEW YORK: 0-1-1				AT PHILADELPHIA: 1-1-0		
	GP	W	L	OT	GF	GA	PTS
Rangers	4	1	2	1	5	8	3
Flyers	4	3	1	0	8	5	6

DATE	RESULT/SITE
Nov. 23	Rangers 0, Flyers 4 at Philadelphia
Dec. 23	Rangers 2, Flyers 3 (SO) at MSG
Jan. 29	Rangers 0, Flyers 1 at MSG
Mar. 31	Rangers 3, Flyers 0 at Philadelphia

GOALTENDERS

Lundqvist, Pickard
Lundqvist, Neuvirth
Georgiev, Stolarz
Georgiev, Hart



Alexei Kovalev is one of two players who have registered at least 300 points with both the Rangers and with the Penguins (along with Jaromir Jagr). Kovalev was traded by the Rangers to Pittsburgh on November 25, 1998, and he was re-acquired by the Blueshirts from the Penguins on February 10, 2003.

PITTSBURGH PENGUINS



2019-20 REGULAR SEASON SCHEDULE			
DATE	SITE	TIME (ET)	TV
Nov. 12	MSG	7:30 p.m.	NBCSN
Mar. 18	MSG	7:30 p.m.	NBCSN
Mar. 20	Pittsburgh	7:00 p.m.	MSG
Apr. 2	Pittsburgh	7:00 p.m.	MSG

ALL-TIME RECORD	
Overall	129-113-23-14 (295 pts)
Home Record	71-54-9-7 (158 pts)
Road Record	58-59-14-7 (137 pts)
Goals For	982
Goals Against	946
Shutouts	14, last - 2/10/2016 (3-0; Lundqvist)

LONGEST RANGER STREAKS	
Winning Streak	5 (2x), last - 11/18/1973 - 11/24/1974
Unbeaten/Point Streak	12, 1/7/1970 - 10/30/1971 (8-0-4)
Losing Streak	7 (2x), last - 1/19/2012 - 3/16/2013

GAME HIGHS	
Goals For	11, 11/25/1992 (11-3)
Goals Against	10, 4/9/1993 (4-10)

FIRST TIME	
First Game	10/22/1967 at MSG (6-4)
First Game at Pittsburgh	12/2/1967 (4-1)
First Ranger Win	10/22/1967 at MSG (6-4)

LAST TIME	
Last Ranger Win at MSG	3/14/2018 (4-3, OT)
Last Ranger Win at Pittsburgh	4/6/2019 (4-3, OT)
Last Penguin Win at MSG	3/25/2019 (5-2)
Last Penguin Win at Pittsburgh	2/17/2019 (6-5)

PLAYOFFS	
Series	7 (2-5)
Overall	13-24-0
Goals For	93
Goals Against	122
Last Meeting	2016, First Round (L, 1-4)

LAST RANGER TRADE WITH PITTSBURGH
June 27, 2009 - Rangers acquired Chad Johnson in exchange for a fifth-round pick in the 2009 NHL Entry Draft (Andy Bathgate).

2018-19 RANGERS VS. PENGUINS

OVERALL RECORD: 1-3-0		AT NEW YORK: 0-2-0			AT PITTSBURGH: 1-1-0		
	GP	W	L	OT	GF	GA	PTS
Rangers	4	1	3	0	13	21	2
Penguins	4	3	0	1	21	13	7

DATE	RESULT/SITE	GOALTENDERS
Jan. 2	Rangers 2, Penguins 7 at MSG	Lundqvist/Georgiev, Murray
Feb. 17	Rangers 5, Penguins 6 at Pittsburgh	Georgiev, DeSmith
Mar. 25	Rangers 2, Penguins 5 at MSG	Georgiev, Murray
Apr. 6	Rangers 4, Penguins 3 (OT) at Pittsburgh	Georgiev, Murray



The Rangers earned at least one point in each of their first 15 all-time meetings against the Sharks (13-0-2 record; from December 16, 1991 to January 4, 1999).



SAN JOSE SHARKS

2019-20 REGULAR SEASON SCHEDULE

DATE	SITE	TIME (ET)	TV
Dec. 12	San Jose	10:30 p.m.	MSG
Feb. 22	MSG	7:00 p.m.	MSG

ALL-TIME RECORD

Overall	27-10-3-1 (58 pts)
Home Record	13-5-1-0 (27 pts)
Road Record	14-5-2-1 (31 pts)
Goals For	147
Goals Against	114
Shutouts	3, last - 10/19/2015 (4-0; Raanta)

LONGEST RANGER STREAKS

Winning Streak	7, 1/25/1994 - 3/11/1998
Unbeaten/Point Streak	15, 12/16/1991 - 1/4/1999 (13-0-2)
Losing Streak	4, 10/19/1999 - 10/22/2001

GAME HIGHS

Goals For	8 (2x), last - 1/25/1994 (8-3)
Goals Against	9, 10/8/2013 (2-9)

FIRST TIME

First Game	12/16/1991 at MSG (4-3, OT)
First Game at San Jose	1/28/1992 (4-2)
First Ranger Win	12/16/1991 at MSG (4-3, OT)

LAST TIME

Last Ranger Win at MSG	10/11/2018 (3-2, OT)
Last Ranger Win at San Jose	10/30/2018 (4-3, SO)
Last Shark Win at MSG	10/23/2017 (4-1)
Last Shark Win at San Jose	3/28/2017 (5-4, OT)

PLAYOFFS

N/A

LAST RANGER TRADE WITH SAN JOSE

June 24, 2017 – Rangers acquired a fourth-round pick in the 2017 NHL Entry Draft (Brandon Crawley) and a sixth-round pick in the 2017 NHL Entry Draft (Morgan Barron) in exchange for a fourth-round pick in the 2017 NHL Entry Draft (Scott Reedy).

2018-19 RANGERS VS. SHARKS

OVERALL RECORD: 2-0-0		AT NEW YORK: 1-0-0				AT SAN JOSE: 1-0-0		
	GP	W	L	OT	GF	GA	PTS	
Rangers	2	2	0	0	7	5	4	
Sharks	2	0	0	2	5	7	2	

DATE	RESULT/SITE
Oct. 11	Rangers 3, Sharks 2 (OT) at MSG
Oct. 30	Rangers 4, Sharks 3 (SO) at San Jose

GOALTENDERS
Lundqvist, Dell
Lundqvist, Jones



Ed Giacomin is the Rangers' all-time leader among goaltenders in several categories against the Blues, including appearances (32), wins (21), and shutouts (four).

ST. LOUIS BLUES



2019-20 REGULAR SEASON SCHEDULE

DATE	SITE	TIME (ET)	TV
Jan. 11	St. Louis	8:00 p.m.	MSG
Mar. 3	MSG	7:00 p.m.	MSG

ALL-TIME RECORD

Overall	81-44-16-2 (180 pts)
Home Record	48-14-6-1 (103 pts)
Road Record	33-30-10-1 (77 pts)
Goals For	498
Goals Against	384
Shutouts	12, last - 11/1/2016 (5-0; Lundqvist)

LONGEST RANGER STREAKS

Winning Streak	7 (2x), last - 3/27/1987 - 3/20/1989
Unbeaten/Point Streak	10, 12/8/1976 - 1/9/1979 (8-0-2)
Losing Streak	4 (2x), last - 2/16/09 - 11/7/10

GAME HIGHS

Goals For	9, 1/5/1972 (9-1)
Goals Against	7 (2x), last - 10/29/1986 (2-7)

FIRST TIME

First Game	11/26/1967 at MSG (1-0)
First Game at St. Louis	1/13/1968 (3-1)
First Ranger Win	11/26/1967 at MSG (1-0)

LAST TIME

Last Ranger Win at MSG	3/29/2019 (4-2)
Last Ranger Win at St. Louis	12/31/2018 (2-1)
Last Blue Win at MSG	10/10/2017 (3-1)
Last Blue Win at St. Louis	3/17/2018 (4-3, OT)

PLAYOFFS

Series	1 (1-0)
Overall	4-2-0
Goals For	29
Goals Against	22
Last Meeting	1981, Quarterfinals (W, 4-2)

LAST RANGER TRADE WITH ST. LOUIS

June 25, 2011 - Rangers acquired a third-round pick in the 2011 NHL Entry Draft (Steven Fogarty) in exchange for Evgeny Grachev.

2018-19 RANGERS VS. BLUES

OVERALL RECORD: 2-0-0		AT NEW YORK: 1-0-0				AT ST. LOUIS: 1-0-0	
	GP	W	L	OT	GF	GA	PTS
Rangers	2	2	0	0	6	3	4
Blues	2	0	2	0	3	6	0

DATE	RESULT/SITE	GOALTENDERS
Dec. 31	Rangers 2, Blues 1 at St. Louis	Lundqvist, Allen
Mar. 29	Rangers 4, Blues 2 at MSG	Georgiev, Binnington



Five of Tampa Bay's all-time first-round selections in the NHL Entry Draft have played at least one game as a member of the Rangers: Roman Hamrik (1992), Paul Mara (1997), Vladislav Namestnikov (2011), Tony DeAngelo (2014), and Brett Howden (2016).



TAMPA BAY LIGHTNING

2019-20 REGULAR SEASON SCHEDULE

DATE	SITE	TIME (ET)	TV
Oct. 29	MSG	7:30 p.m.	NBCSN
Nov. 14	Tampa Bay	7:00 p.m.	MSG
Mar. 28	Tampa Bay	7:00 p.m.	MSG 2

ALL-TIME RECORD

Overall	48-40-5-8 (109 pts)
Home Record	26-19-2-5 (59 pts)
Road Record	22-21-3-3 (50 pts)
Goals For	314
Goals Against	303
Shutouts	5, last - 3/6/2017 (I-O, OT; Raanta)

LONGEST RANGER STREAKS

Winning Streak	4 (2x), last - 12/30/2015 - 3/6/2017
Unbeaten/Point Streak	7 (2x), last - 12/3/2011 - 2/28/2013 (5-0-2)
Losing Streak	7, 3/7/1996 - 4/11/1997

GAME HIGHS

Goals For	10, 11/10/1998 (10-2)
Goals Against	7, 3/30/2018 (3-7)

FIRST TIME

First Game	11/9/1992 at MSG (1-5)
First Game at Tampa Bay	12/11/1992 (5-4)
First Ranger Win	12/9/1992 at MSG (6-5)

LAST TIME

Last Ranger Win at MSG	10/30/2016 (6-1)
Last Ranger Win at Tampa Bay	11/2/2017 (2-1, OT)
Last Lightning Win at MSG	2/27/2019 (4-3, OT)
Last Lightning Win at Tampa Bay	12/10/2018 (6-3)

PLAYOFFS

Series	1 (0-1)
Overall	3-4-0
Goals For	21
Goals Against	21
Last Meeting	2015, Conference Final (L, 3-4)

LAST RANGER TRADE WITH TAMPA BAY

February 26, 2018 – Rangers acquired Vladislav Namestnikov, Libor Hajek, Brett Howden, a first-round pick in the 2018 NHL Entry Draft (Nils Lundkvist), and a second-round pick in the 2019 NHL Entry Draft (Karl Henriksson) in exchange for Ryan McDonagh and J.T. Miller.

2018-19 RANGERS VS. LIGHTNING

OVERALL RECORD: 0-2-1	AT NEW YORK: 0-1-1				AT TAMPA BAY: 0-1-0		
	GP	W	L	OT	GF	GA	PTS
Rangers	3	0	2	1	8	13	1
Lightning	3	3	0	0	13	8	6

DATE	RESULT/SITE
Dec. 10	Rangers 3, Lightning 6 at Tampa Bay
Feb. 2	Rangers 2, Lightning 3 at MSG
Feb. 27	Rangers 3, Lightning 4 (OT) at MSG

GOALTENDERS

Lundkvist, Domingue
Lundqvist, Domingue
Georgiev, Vasilevskiy



Rangers legends Andy Bathgate and Harry Howell both made their NHL debut on October 18, 1952 against the Maple Leafs. Howell recorded his first career NHL goal/point in the game.

TORONTO MAPLE LEAFS



2019-20 REGULAR SEASON SCHEDULE

DATE	SITE	TIME (ET)	TV
Dec. 20	MSG	7:00 p.m.	MSG 2
Dec. 28	Toronto	7:00 p.m.	MSG+
Feb. 5	MSG	7:30 p.m.	MSG

ALL-TIME RECORD

Overall	232-280-95-7 (566 pts)
Home Record	133-115-56-4 (326 pts)
Road Record	99-165-39-3 (240 pts)
Goals For	1,774
Goals Against	1,944
Shutouts	36, last – 1/14/2012 (3-0; Biron)

LONGEST RANGER STREAKS

Winning Streak	8, 12/4/1993 – 2/26/1998
Unbeaten/Point Streak	10, 12/4/1993 – 12/7/1998 (9-0-1)
Losing Streak	7 (3x), last – 11/25/1961 – 2/17/1962

GAME HIGHS

Goals For	8 (7x), last – 3/14/1990 (8-2)
Goals Against	14, 3/16/1957 (1-14)

FIRST TIME

First Game	11/20/1926 at Toronto (5-1)
First Game at MSG	1/13/1927 (1-1)
First Ranger Win	11/20/1926 at Toronto (5-1)

LAST TIME

Last Ranger Win at MSG	2/10/2019 (4-1)
Last Ranger Win at Toronto	3/23/2019 (2-1, OT)
Last Maple Leaf Win at MSG	2/1/2018 (4-0)
Last Maple Leaf Win at Toronto	12/22/2018 (5-3)

PLAYOFFS

Series	8 (5-3)
Overall	19-16-0
Goals For	86
Goals Against	86
Last Meeting	1971, Quarterfinals (W, 4-2)

LAST RANGER TRADE WITH TORONTO

February 28, 2011 – Rangers acquired John Mitchell in exchange for a seventh-round pick in the 2012 NHL Entry Draft (Viktor Loov).

* The Maple Leafs franchise was called the Toronto St. Patricks for the first three all-time meetings against the Rangers. The franchise changed its name during the 1926-27 season.

2018-19 RANGERS VS. MAPLE LEAFS

OVERALL RECORD: 2-1-0		AT NEW YORK: 1-0-0				AT TORONTO: 1-1-0		
	GP	W	L	OT	GF	GA	PTS	
Rangers	3	2	1	0	9	7	4	
Maple Leafs	3	1	1	1	7	9	3	

DATE	RESULT/SITE
Dec. 22	Rangers 3, Maple Leafs 5 at Toronto
Feb. 10	Rangers 4, Maple Leafs 1 at MSG
Mar. 23	Rangers 2, Maple Leafs 1 (OT) at Toronto

GOALTENDERS
Georgiev, Andersen
Georgiev, Sparks
Georgiev, Andersen



The Rangers have averaged more goals per game against the Canucks than against any of their 30 current NHL opponents (4.02 – 495 regulation/overtime goals in 123 all-time regular season meetings against Vancouver).



VANCOUVER CANUCKS

2019-20 REGULAR SEASON SCHEDULE

DATE	SITE	TIME (ET)	TV
Oct. 20	MSG	1:00 p.m.	MSG
Jan. 4	Vancouver	10:00 p.m.	MSG

ALL-TIME RECORD

Overall	.81-33-8-1 (171 pts)
Home Record	.43-14-5-1 (92 pts)
Road Record	.38-19-3-0 (79 pts)
Goals For	496
Goals Against	351
Shutouts	5, last - 10/18/2011 (4-0; Lundqvist)

LONGEST RANGER STREAKS

Winning Streak	11, 1/17/1978 – 10/22/1980
Unbeaten/Point Streak	13, 10/16/1988 – 1/11/1993 (10-0-3)
Losing Streak	5, 10/2/1999 – 11/16/2002

GAME HIGHS

Goals For	9, 2/16/1974 (9-4)
Goals Against	7 (2x), last – 3/8/1983 (3-7)

FIRST TIME

First Game	12/6/1970 at MSG (4-1)
First Game at Vancouver	12/8/1970 (1-4)
First Ranger Win	12/6/1970 at MSG (4-1)

LAST TIME

Last Ranger Win at MSG	11/12/2018 (2-1)
Last Ranger Win at Vancouver	2/28/2018 (6-5, OT)
Last Canuck Win at MSG	11/8/2016 (5-3)
Last Canuck Win at Vancouver	3/13/2019 (4-1)

PLAYOFFS

Series	1 (1-0)
Overall	4-3-0
Goals For	21
Goals Against	19
Last Meeting	1994, Stanley Cup Finals (W, 4-3)

LAST RANGER TRADE WITH VANCOUVER

February 12, 2019 - Rangers acquired a seventh-round pick in the 2020 NHL Entry Draft in exchange for Marek Mazanec.

2018-19 RANGERS VS. CANUCKS

OVERALL RECORD: 1-1-0		AT NEW YORK: 1-0-0				AT VANCOUVER: 0-1-0		
	GP	W	L	OT	GF	GA	PTS	
Rangers	2	1	1	0	3	5	2	
Canucks	2	1	1	0	5	3	2	

DATE	RESULT/SITE
Nov. 12	Rangers 2, Canucks 1 at MSG
Mar. 13	Rangers 1, Canucks 4 at Vancouver

GOALTENDERS
Lundqvist, Markstrom
Lundqvist, Markstrom



Mika Zibanejad has tallied a goal in each of the Rangers' first four all-time meetings against Vegas.

VEGAS GOLDEN KNIGHTS



2019-20 REGULAR SEASON SCHEDULE			
DATE	SITE	TIME (ET)	TV
Dec. 2	MSG	7:00 p.m.	MSG 2
Dec. 8	Vegas	7:00 p.m.	MSG

ALL-TIME RECORD	
Overall	1-2-0-1 (3 pts)
Home Record	1-0-0-1 (3 pts)
Road Record	0-2-0-0 (0 pts)
Goals For	12
Goals Against	14
Shutouts	N/A

LONGEST RANGER STREAKS	
Winning Streak	1, 10/31/2017
Unbeaten/Point Streak	1 (2x), last - 12/16/2018 (0-0-1)
Losing Streak	1 (2x), last - 1/8/2019 - present

GAME HIGHS	
Goals For	6, 10/31/2017 (6-4)
Goals Against	4 (3x), last - 1/8/2019 (2-4)

FIRST TIME	
First Game	10/31/2017 at MSG (6-4)
First Game at Vegas	1/7/2018 (1-2)
First Ranger Win	10/31/2017 at MSG (6-4)

LAST TIME	
Last Ranger Win at MSG	10/31/2017 (6-4)
Last Ranger Win at Vegas	N/A
Last Golden Knight Win at MSG	12/16/2018 (4-3, OT)
Last Golden Knight Win at Vegas	1/8/2019 (4-2)

PLAYOFFS
N/A

LAST RANGER TRADE WITH VEGAS
N/A

2018-19 RANGERS VS. GOLDEN KNIGHTS

OVERALL RECORD: 0-1-1		AT NEW YORK: 0-0-1				AT VEGAS: 0-1-0	
	GP	W	L	OT	GF	GA	PTS
Rangers	2	0	1	1	5	8	1
Golden Knights	2	2	0	0	8	5	4

DATE	RESULT/SITE	GOALTENDERS
Dec. 16	Rangers 3, Golden Knights 4 (OT) at MSG	Lundqvist, Fleury
Jan. 8	Rangers 2, Golden Knights 4 at Vegas	Georgiev, Fleury



Brad Park tallied two points and the Rangers outshot Washington, 43-12, in the first all-time meeting between the two teams on October 9, 1974 at MSG. The Blueshirts won the game, 6-3.



WASHINGTON CAPITALS

2019-20 REGULAR SEASON SCHEDULE

DATE	SITE	TIME (ET)	TV
Oct. 18	Washington	7:00 p.m.	MSG
Nov. 20	MSG	8:00 p.m.	NBCSN
Mar. 5	MSG	7:00 p.m.	MSG
Mar. 26	Washington	7:00 p.m.	MSG

ALL-TIME RECORD

Overall	97-96-18-11 (223 pts)
Home Record	53-44-9-5 (120 pts)
Road Record	44-52-9-6 (103 pts)
Goals For	738
Goals Against	756
Shutouts	10, last - 12/27/2017 (1-0, SO; Pavelec)

LONGEST RANGER STREAKS

Winning Streak	4 (4x), last - 12/12/2010 - 11/25/2011
Unbeaten/Point Streak	6, 12/30/2006 - 2/10/2008 (4-0-2)
Losing Streak	5 (2x), last - 3/1/1987 - 1/8/1988

GAME HIGHS

Goals For	11 (2x), last - 3/24/1978 (11-2)
Goals Against	8 (4x), last - 12/4/1992 (4-8)

FIRST TIME

First Game	10/9/1974 at MSG (6-3)
First Game at Washington	12/12/1974 (6-6)
First Ranger Win	10/9/1974 at MSG (6-3)

LAST TIME

Last Ranger Win at MSG	12/27/2017 (1-0, SO)
Last Ranger Win at Washington	10/22/2016 (4-2)
Last Capital Win at MSG	3/3/2019 (3-2, SO)
Last Capital Win at Washington	2/24/2019 (6-5, OT)

PLAYOFFS

Series	9 (5-4)
Overall	27-28-0
Goals For	134
Goals Against	144
Last Meeting	2015, Second Round (W, 4-3)

LAST RANGER TRADE WITH WASHINGTON

February 9, 2018 - Rangers acquired John Albert in exchange for Adam Chapie.

2018-19 RANGERS VS. CAPITALS

OVERALL RECORD: 0-1-3		AT NEW YORK: 0-1-1				AT WASHINGTON: 0-0-2		
	GP	W	L	OT	GF	GA	PTS	
Rangers	4	0	1	3	13	18	3	
Capitals	4	4	0	0	18	13	8	

DATE	RESULT/SITE
Oct. 17	Rangers 3, Capitals 4 (OT) at Washington
Nov. 24	Rangers 3, Capitals 5 at MSG
Feb. 24	Rangers 5, Capitals 6 (OT) at Washington
Mar. 3	Rangers 2, Capitals 3 (SO) at MSG

GOALTENDERS
Lundqvist, Holtby
Georgiev, Copley
Lundqvist, Copley
Georgiev, Holtby



Theo Fleury recorded two goals as the Rangers defeated the Atlanta Thrashers, 4-1, in the Rangers' first all-time meeting against the Thrashers/Jets franchise on October 17, 1999 at MSG.

WINNIPEG JETS



2019-20 REGULAR SEASON SCHEDULE

DATE	SITE	TIME (ET)	TV
Oct. 3	MSG	7:00 p.m.	MSG
Feb. 11	Winnipeg	8:00 p.m.	MSG

ALL-TIME RECORD*

Overall	29-22-1-11 (70 pts)
Home Record	11-13-1-7 (30 pts)
Road Record	18-9-0-4 (40 pts)
Goals For	178
Goals Against	177
Shutouts	6, last - 11/1/2014 (0-1, 50; Lundqvist)

LONGEST RANGER STREAKS

Winning Streak	5, 10/17/1999 - 10/17/2000
Unbeaten/Point Streak	7, 3/9/2004 - 11/28/2006 (4-0-3)
Losing Streak	4, 3/22/2002 - 1/28/2003

GAME HIGHS

Goals For	6 (5x), last - 11/24/2005 (6-3)
Goals Against	7 (2x), last - 11/28/2002 (4-7)

FIRST TIME*

First Game	10/17/1999 at MSG (4-1)
First Game at Atlanta	1/24/2000 (6-3)
First Ranger Win	10/17/1999 at MSG (4-1)

LAST TIME

Last Ranger Win at MSG	11/6/2016 (5-2)
Last Ranger Win at Winnipeg	2/11/2018 (3-1)
Last Jet Win at MSG	12/2/2018 (4-3, 50)
Last Jet Win at Winnipeg	2/12/2019 (4-3)

PLAYOFFS

Series	1 (1-0)
Overall	4-0-0
Goals For	17
Goals Against	6
Last Meeting	2007, Conference Quarterfinals (W, 4-0)

LAST RANGER TRADE WITH WINNIPEG

June 17, 2019 - Rangers acquired Jacob Trouba in exchange for Neal Pionk and a first-round pick in the 2019 NHL Entry Draft (Ville Heinola).

*Includes games against the Atlanta Thrashers from 1999-00 - 2010-11

2018-19 RANGERS VS. JETS

OVERALL RECORD: 0-1-1		AT NEW YORK: 0-0-1				AT WINNIPEG: 0-1-0		
	GP	W	L	OT	GF	GA	PTS	
Rangers	2	0	1	1	6	8	1	
Jets	2	2	0	0	8	6	4	

DATE	RESULT/SITE
Dec. 2	Rangers 3, Jets 4 (50) at MSG
Feb. 12	Rangers 3, Jets 4 at Winnipeg

GOALTENDERS
Lundqvist, Hellebuyck
Lundqvist, Hellebuyck



NEW YORK



CAREER RECORDS

ALL-TIME SCORING LIST

	PLAYER	GAMES PLAYED	GOALS	ASSISTS	POINTS	PIM
1.	Rod Gilbert (RW)	1,065	406	615	1,021	510
2.	Brian Leetch (D)	1,129	240	741	981	525
3.	Jean Ratelle (C)	861	336	481	817	192
4.	Andy Bathgate (RW)	719	272	457	729	444
5.	Mark Messier (C)	698	250	441	691	667
6.	Walt Tkaczuk (C)	945	227	451	678	556
7.	Ron Greschner (D)	981	179	431	610	1,226
8.	Steve Vickers (LW)	698	246	340	586	330
9.	Vic Hadfield (LW)	841	262	310	572	1,041
10.	Adam Graves (LW)	772	280	227	507	810
11.	Don Maloney (LW)	653	195	307	502	739
12.	Camille Henry (C)	637	256	222	478	72
13.	James Patrick (D)	671	104	363	467	541
14.	Dean Prentice (LW)	666	186	236	422	266
15.	Frank Boucher (C)	533	152	262	414	106
16.	Phil Esposito (C)	422	184	220	404	263
17.	Anders Hedberg (RW)	465	172	225	397	144
18.	Tomas Sandstrom (RW)	407	173	207	380	563
19.	Brad Park (D)	465	95	283	378	738
20.	Andy Hebenton (RW)	560	177	191	368	80
21.	Bryan Hextall Sr. (RW)	449	187	180	367	227
22.	Bill Cook (RW)	475	228	138	366	386
23.	Bill Fairbairn (RW)	536	138	224	362	161
24.	Phil Watson (RW)	547	128	233	361	491
25.	Derek Stepan (C)	515	128	232	360	130
26.	Mats Zuccarello (RW)	509	113	239	352	215
27.	Petr Nedved (C)	478	149	202	351	312
28.	Harry Howell (D)	1,160	82	263	345	1,147
29.	Bob Nevin (RW)	505	168	174	342	105
30.	Ron Duguay (C)	499	164	176	340	370
31.	Lynn Patrick (LW)	455	145	191	336	240
32.	Alex Kovalev (RW)	492	142	188	330	533
33.	Phil Goyette (C)	396	98	231	329	49
34.	Don Raleigh (C)	535	101	219	320	96
35.	Jaromir Jagr (RW)	277	124	195	319	220
36.	Mark Pavelich (C)	341	133	185	318	326
37.	Pete Stelmowski (C)	496	113	204	317	379
38.	Reijo Ruotsalainen (D)	389	99	217	316	154
39.	Mike Rogers (C)	316	117	191	308	142
40.	Kelly Kisio (C)	336	110	195	305	415
41.	Jim Neilson (D)	811	60	238	298	763
42.	Dave Maloney (D)	605	70	225	295	1,113
43.	Fred "Bun" Cook (LW)	433	154	141	295	450
44.	Mike Gartner (RW)	322	173	113	286	231
45.	Cecil Dillon (RW)	409	160	121	281	100
46.	Edgar Laprade (C)	500	108	172	280	42
47.	Chris Kreider (LW)	460	133	138	271	383
48.	Bill Gadsby (D)	457	58	212	270	411
49.	Don Marshall (LW)	479	129	141	270	40
50.	Neil Colville (C)	465	100	166	266	213

ALL-TIME LEADERS

GAMES PLAYED	
PLAYER	TOTAL
Harry Howell (D)	1,160
Brian Leetch (D)	1,129
Rod Gilbert (RW)	1,065
Ron Greschner (D)	981
Walt Tkaczuk (C)	945
Jean Ratelle (C)	861
Vic Hadfield (LW)	841
Marc Staal (D)	840
Jim Neilson (D)	811
Dan Girardi (D)	788
Adam Graves (LW)	772

GOALS	
Rod Gilbert (RW)	406
Jean Ratelle (C)	336
Adam Graves (LW)	280
Andy Bathgate (RW)	272
Vic Hadfield (LW)	262
Camille Henry (C)	256
Mark Messier (C)	250
Steve Vickers (LW)	246
Brian Leetch (D)	240
Bill Cook (RW)	228
Walt Tkaczuk (C)	227
Don Maloney (LW)	195

ASSISTS	
Brian Leetch (D)	741
Rod Gilbert (RW)	615
Jean Ratelle (C)	481
Andy Bathgate (RW)	457
Walt Tkaczuk (C)	451
Mark Messier (C)	441
Ron Greschner (D)	431
James Patrick (D)	363
Steve Vickers (LW)	340
Vic Hadfield (LW)	310
Don Maloney (LW)	307
Brad Park (D)	283

PENALTY MINUTES	
Ron Greschner (D)	1,226
Jeff Beukeboom (D)	1,157
Harry Howell (D)	1,147
Dave Maloney (D)	1,113
Vic Hadfield (LW)	1,041
Nick Fotiu (LW)	970
Lou Fontinato (D)	940
Ching Johnson (D)	826
Adam Graves (LW)	810
Barry Beck (D)	775
Jim Neilson (D)	763
Don Maloney (LW)	739

GOALS BY A DEFENSEMAN	
Brian Leetch	240
Ron Greschner	179
James Patrick	104
Reijo Ruotsalainen	99
Brad Park	95
Harry Howell	82
Dave Maloney	70
Barry Beck	66
Jim Neilson	60
Bill Gadsby	58
Carol Vadnais	56
Ott Heller	54

ASSISTS BY A DEFENSEMAN	
Brian Leetch	741
Ron Greschner	431
James Patrick	363
Brad Park	283
Harry Howell	263
Jim Neilson	238
Dave Maloney	225
Reijo Ruotsalainen	217
Bill Gadsby	212
Rod Seiling	198
Carol Vadnais	190

POINTS BY A DEFENSEMAN	
Brian Leetch	981
Ron Greschner	610
James Patrick	467
Brad Park	378
Harry Howell	345
Reijo Ruotsalainen	316
Jim Neilson	298
Dave Maloney	295
Bill Gadsby	270
Rod Seiling	248
Carol Vadnais	246
Barry Beck	239

WINS	
Henrik Lundqvist	449
Mike Richter	301
Ed Giacomin	267
Gump Worsley	204
John Vanbiesbrouck	200
Dave Kerr	157
Chuck Rayner	123
Gilles Villemure	98
John Davidson	93

SHUTOUTS	
Henrik Lundqvist	63
Ed Giacomin	49
Dave Kerr	40
John Ross Roach	30
Mike Richter	24
Gump Worsley	24
Chuck Rayner	24
Lorne Chabot	21

APPEARANCES	
Henrik Lundqvist	857
Mike Richter	666
Gump Worsley	581
Ed Giacomin	539
John Vanbiesbrouck	449
Chuck Rayner	377
Dave Kerr	324

SAVES (FIRST TRACKED IN 1955-56)	
Henrik Lundqvist	22,710
Mike Richter	17,379
Gump Worsley	14,709
Ed Giacomin	13,692
John Vanbiesbrouck	11,733
John Davidson	5,638
Gilles Villemure	4,316
Glen Hanlon	3,728
Jacques Plante	3,232
Marcel Paille	3,113

SINGLE-SEASON LEADERS

GOALS		
PLAYER	YEAR	TOTAL
Jaromir Jagr	2005-06	54
Adam Graves	1993-94	52
Vic Hadfield	1971-72	50
Mike Gartner	1990-91	49
Pierre Larouche	1983-84	48
Mark Messier	1995-96	47
Jean Ratelle	1971-72	46
Mike Gartner	1992-93	45
Rod Gilbert	1971-72	43
John Ogronick	1989-90	43
Phil Esposito	1978-79	42
Marian Gaborik	2009-10	42
Rick Nash	2014-15	42

ASSISTS		
PLAYER	YEAR	TOTAL
Brian Leetch	1991-92	80
Sergei Zubov	1993-94	77
Brian Leetch	1990-91	72
Mark Messier	1991-92	72
Wayne Gretzky	1996-97	72
Brian Leetch	1995-96	70
Jaromir Jagr	2005-06	69
Wayne Gretzky	1997-98	67
Mark Messier	1992-93	66
Jaromir Jagr	2006-07	66
Mike Rogers	1981-82	65
Jean Ratelle	1971-72	63
Rod Gilbert	1974-75	61

POINTS		
PLAYER	YEAR	TOTAL
Jaromir Jagr	2005-06	123
Jean Ratelle	1971-72	109
Mark Messier	1991-92	107
Vic Hadfield	1971-72	106
Mike Rogers	1981-82	103
Brian Leetch	1991-92	102
Mark Messier	1995-96	99
Rod Gilbert	1971-72	97
Rod Gilbert	1974-75	97
Wayne Gretzky	1996-97	97
Jaromir Jagr	2006-07	96
Jean Ratelle	1972-73	94
Jean Ratelle	1974-75	91
Mark Messier	1992-93	91

PENALTY MINUTES		
PLAYER	YEAR	TOTAL
Troy Mallette	1989-90	305
Kris King	1989-90	286
Troy Mallette	1990-91	252
Tie Dami	1991-92	246
Barry Beck	1980-81	231
Chris Simon	2003-04	225
Kris King	1991-92	224
Michel Petit	1987-88	223
Jeff Beukeboom	1995-96	220
Theoren Fleury	2001-02	216

POWER PLAY GOALS		
PLAYER	YEAR	TOTAL
Jaromir Jagr	2005-06	24
Vic Hadfield	1971-72	23
Marcel Dionne	1987-88	22
Mike Gartner	1990-91	22
Phil Esposito	1977-78	21
Adam Graves	1993-94	20
Camille Henry	1953-54	20
Camille Henry	1957-58	19
Pierre Larouche	1983-84	19
John Ogronick	1989-90	19

SHORTHANDED GOALS		
PLAYER	YEAR	TOTAL
Theoren Fleury	2000-01	7
Cecil Dillon	1934-35	6
Don Maloney	1980-81	5
Mike Rogers	1982-83	5
Mike Gartner	1993-94	5
Mark Messier	1996-97	5
Brandon Prust	2010-11	5
11 tied with 4		

GOALS BY A ROOKIE		
PLAYER	YEAR	TOTAL
Tony Granato	1988-89	36
Tony Amonte	1991-92	35
Mark Pavelich	1981-82	33
Bill Cook	1926-27	33
Don Murdoch	1976-77	32
Darren Turcotte	1989-90	32
Petr Prucha	2005-06	30
Steve Vickers	1972-73	30
Tomas Sandstrom	1984-85	29
Ulf Dahlen	1987-88	29

ASSISTS BY A ROOKIE		
PLAYER	YEAR	TOTAL
Brian Leetch	1988-89	48
Mark Pavelich	1981-82	43
Mike Ridley	1985-86	43
Mike Allison	1980-81	38
Reijo Ruotsalainen	1981-82	38
Ron Greschner	1974-75	37
Tony Amonte	1991-92	34
Brady Skjei	2016-17	34
Darren Turcotte	1989-90	34
Bill Fairbairn	1969-70	33

POINTS BY A ROOKIE		
PLAYER	YEAR	TOTAL
Mark Pavelich	1981-82	76
Brian Leetch	1988-89	71
Tony Amonte	1991-92	69
Darren Turcotte	1989-90	66
Mike Ridley	1985-86	65
Mike Allison	1980-81	64
Tony Granato	1988-89	63
Tomas Sandstrom	1984-85	58
Reijo Ruotsalainen	1981-82	56
Don Murdoch	1976-77	56
Bill Fairbairn	1969-70	56

GOALS BY A DEFENSEMAN		
PLAYER	YEAR	TOTAL
Reijo Ruotsalainen	1984-85	28
Ron Greschner	1980-81	27
Brad Park	1973-74	25
Brad Park	1971-72	24
Ron Greschner	1977-78	24
Brian Leetch	1988-89	23
Brian Leetch	1993-94	23
Brian Leetch	1991-92	22
Ron Greschner	1979-80	21
Brian Leetch	2000-01	21

POINTS BY A DEFENSEMAN		
PLAYER	YEAR	TOTAL
Brian Leetch	1991-92	102
Sergei Zubov	1993-94	89
Brian Leetch	1990-91	88
Brian Leetch	1995-96	85
Brad Park	1973-74	82
Brian Leetch	1993-94	79
Brian Leetch	2000-01	79
Brian Leetch	1996-97	78
Brad Park	1971-72	73
Reijo Ruotsalainen	1984-85	73
Ron Greschner	1977-78	72

WINS		
PLAYER	YEAR	TOTAL
Mike Richter	1993-94	42
Henrik Lundqvist	2011-12	39
Henrik Lundqvist	2008-09	38
Ed Giacomin	1968-69	38
Henrik Lundqvist	2006-07	37
Henrik Lundqvist	2007-08	37
Ed Giacomin	1967-68	36
Henrik Lundqvist	2010-11	36
Henrik Lundqvist	2009-10	35
Ed Giacomin	1969-70	35
Henrik Lundqvist	2015-16	35
Mike Richter	1996-97	33
Henrik Lundqvist	2013-14	33

SHUTOUTS		
PLAYER	YEAR	TOTAL
John Ross Roach	1928-29	13
Lorne Chabot	1927-28	11
Henrik Lundqvist	2010-11	11
Henrik Lundqvist	2007-08	10
Lorne Chabot	1926-27	10
John Ross Roach	1931-32	9
Ed Giacomin	1966-67	9
Henrik Lundqvist	2011-12	8
Dave Kerr	1935-36	8
Dave Kerr	1937-38	8
Dave Kerr	1939-40	8
Ed Giacomin	1967-68	8
Ed Giacomin	1970-71	8

APPEARANCES		
PLAYER	YEAR	TOTAL
Henrik Lundqvist	2009-10	73
Henrik Lundqvist	2007-08	72
Mike Richter	1997-98	72
Johnny Bower	1953-54	70
Gump Worsley	1955-56	70
Ed Giacomin	1968-69	70
Ed Giacomin	1969-70	70
Henrik Lundqvist	2006-07	70
Henrik Lundqvist	2008-09	70
Chuck Rayner	1949-50	69

ALL-TIME SCORING STREAKS

LONGEST ALL-TIME POINT SCORING STREAKS

GAMES	PLAYER	DATE	TOTALS
17	Brian Leetch	Nov. 23 to Dec. 31, 1991	5 goals, 24 assists
16	Mike Rogers	Feb. 14 to Mar. 20, 1982	10 goals, 18 assists
15	Wayne Gretzky	Oct. 6 to Nov. 4, 1996	7 goals, 15 assists
15	Mark Messier	Feb. 5 to Mar. 7, 1992	7 goals, 17 assists
15	Walt Poddubny	Jan. 11 to Feb. 17, 1987	11 goals, 8 assists
14	Carey Wilson	Dec. 26, 1988 to Jan. 26, 1989	7 goals, 17 assists
14	Rod Gilbert	Oct. 7 to Nov. 8, 1972	11 goals, 12 assists
14	Theoren Fleury	Dec. 2 to Dec. 31, 2000	6 goals, 15 assists
14	Brian Leetch	Oct. 7 to Nov. 4, 1991	4 goals, 16 assists
14	Reijo Ruotsalainen	Feb. 5 to Mar. 7, 1985	9 goals, 11 assists
13	Scott Gomez	Dec. 6, 2007 to Jan. 2, 2008	4 goals, 15 assists
13	Jean Ratelle	Feb. 3 to Feb. 27, 1972	16 goals, 12 assists
13	Jean Ratelle	Mar. 5 to Mar. 30, 1969	12 goals, 10 assists
13	Walt Tkaczuk	Dec. 28, 1977 to Jan. 28, 1978	9 goals, 12 assists
13	Andy Bathgate	Dec. 9, 1962 to Jan. 5, 1963	12 goals, 6 assists
13	Rod Gilbert	Nov. 8 to Dec. 5, 1968	5 goals, 12 assists

LONGEST ALL-TIME GOAL SCORING STREAKS

GAMES	PLAYER	DATE	TOTALS
10	Andy Bathgate	Dec. 15, 1962 to Jan. 5, 1963	11 goals
8	Jean Ratelle	Feb. 12 to Feb. 23, 1972	12 goals
8	Jean Ratelle	Feb. 15 to Mar. 4, 1973	10 goals
8	Phil Esposito	Mar. 22 to Mar. 29, 1978	8 goals
7	Rod Gilbert	Jan. 25 to Feb. 7, 1976	12 goals
7	Pierre Larouche	Feb. 5 to Feb. 24, 1986	10 goals
7	Andy Bathgate	Nov. 8 to Nov. 23, 1958	9 goals
7	Mike Gartner	Mar. 12 to Mar. 27, 1990	8 goals
7	Eddie Johnstone	Mar. 14 to Mar. 28, 1982	8 goals
7	Mike Gartner	Jan. 30 to Feb. 13, 1991	7 goals
7	Rod Gilbert	Jan. 9 to Jan. 23, 1964	7 goals
7	Bryan Hextall	Feb. 25 to Mar. 16, 1941	7 goals

LONGEST ALL-TIME ASSIST STREAKS

GAMES	PLAYER	DATE	TOTALS
15	Brian Leetch	Nov. 29 to Dec. 31, 1991	23 assists
10	Rod Gilbert	Mar. 5 to Mar. 26, 1969	14 assists
9	Brian Leetch	Jan. 3 to Jan. 31, 1996	9 assists
9	Brian Leetch	Oct. 16 to Nov. 4, 1991	13 assists
9	Darren Turcotte	Oct. 8 to Oct. 25, 1990	11 assists
9	Jean Ratelle	Oct. 25 to Nov. 15, 1972	10 assists
9	Andy Bathgate	Dec. 18, 1955 to Jan. 11, 1956	9 assists
8	Wayne Gretzky	Jan. 20 to Feb. 4, 1998	9 assists
8	Theoren Fleury	Nov. 7 to Nov. 26, 1999	10 assists
8	Brian Leetch	Nov. 29 to Dec. 11, 1995	9 assists
8	Mark Messier	Apr. 12 to Apr. 26, 1995	19 assists
8	Don Maloney	Mar. 8 to Mar. 24, 1982	12 assists
8	Mark Messier	Feb. 12 to Feb. 27, 1993	11 assists
8	Lynn Patrick	Jan. 1 to Jan. 21, 1943	11 assists
8	Mike Rogers	Mar. 4 to Mar. 20, 1982	10 assists
8	Babe Pratt	Jan. 6 to Feb. 1, 1942	10 assists
8	Earl Ingarfield	Jan. 22 to Feb. 5, 1961	8 assists
8	Ryan McDonagh	Oct. 17 to Nov. 1, 2016	9 assists
8	Tony DeAngelo	Feb. 12 to Feb. 27, 2019	9 assists

ALL-TIME REGULAR SEASON COACHING LEADERS

GAMES COACHED	
Emile Francis	654
Lester Patrick	604
Frank Boucher	527
Alain Vigneault	410
Tom Renney	327
John Tortorella	319
Phil Watson	295
Herb Brooks	285
Roger Neilson	280
Colin Campbell	269
Red Sullivan	196
John Muckler	185
Fred Shero	180
Ron Low	164
Michel Bergeron	158
Muzz Patrick	136
Alf Pike	123
John Ferguson	121
Bill Cook	117
Lynn Patrick	107
Ted Sator	99
Craig Patrick	95
Neil Colville	93
Glen Sather	90
Mike Keenan	84
David Quinn	82
Jean-Guy Talbot	80
Doug Harvey	70
Bryan Trottier	54
Phil Esposito	45
Ron Smith	44
Bernie Geoffrion	43
Larry Popein	41
Ron Stewart	39
Tom Webster	16

WINS	
Emile Francis	342
Lester Patrick	281
Alain Vigneault	226
Frank Boucher	181
John Tortorella	171
Tom Renney	164
Roger Neilson	141
Herb Brooks	131
Phil Watson	119
Colin Campbell	118
Fred Shero	82
Michel Bergeron	73
John Muckler	70
Ron Low	69
Red Sullivan	58
Mike Keenan	52
Muzz Patrick	43
John Ferguson	43
Ted Sator	41
Lynn Patrick	40
Craig Patrick	37
Alf Pike	36
Bill Cook	34
Glen Sather	33
David Quinn	32
Jean-Guy Talbot	30
Doug Harvey	26
Neil Colville	26
Phil Esposito	24
Bernie Geoffrion	22
Bryan Trottier	21
Larry Popein	18
Ron Stewart	15
Ron Smith	15
Tom Webster	5

*Wayne Cashman and Ed Giacomin shared head coaching duties for two games during the 1986-87 season.

POINTS PERCENTAGE (minimum 100 games coached)	
Emile Francis	.602
Alain Vigneault	.596
John Tortorella	.583
Tom Renney	.572
Roger Neilson	.566
Lester Patrick	.554
Herb Brooks	.532
Fred Shero	.522
Michel Bergeron	.519
Colin Campbell	.519
Phil Watson	.492
Ron Low	.463
John Muckler	.451
Lynn Patrick	.449
John Ferguson	.434
Frank Boucher	.422
Muzz Patrick	.415
Bill Cook	.393
Red Sullivan	.385
Alf Pike	.378

ALL-TIME REGULAR SEASON RECORDS

TEAM RECORDS: STREAKS

LONGEST WINNING STREAK: 10 (twice) last - 1972-73. Began 1/19 with 6-0 victory over California. Ended 2/11 with 2-2 tie against Montreal.

LONGEST HOME WINNING STREAK: 14 1939-40. Began 12/19 with 5-2 victory over Montreal. Ended 2/29 when defeated by Chicago, 2-1.

LONGEST ROAD WINNING STREAK: 7 (twice) last - 1978-79. Began 10/28 with a 2-1 victory over Montreal. Ended 12/2 when defeated by Toronto, 5-2.

LONGEST WINNING STREAK AT START OF SEASON: 5 (twice) last - 2008-09. Began 10/4 with 2-1 victory over Tampa Bay. Ended 10/15 when defeated by Buffalo, 3-1.

LONGEST HOME WINNING STREAK AT START OF SEASON: 8 1990-91. Began 10/8 with 6-3 victory over Minnesota. Ended 11/2 when defeated by Islanders, 3-2.

LONGEST ROAD WINNING STREAK AT START OF SEASON: 4 1931-32. Began 11/2 with 4-1 victory over Montreal. Ended 12/3 with 1-1 tie against Detroit.

LONGEST WINNING STREAK VS. A SINGLE TEAM: 15 Began 11/23/29 with 5-3 victory over Pittsburgh. Ended 2/22/31 with 6-1 victory over Philadelphia. (Pittsburgh moved to Philadelphia prior to the 1930-31 season and subsequently folded following that season).

LONGEST HOME WINNING STREAK VS. A SINGLE TEAM: 16 Began 1/5/11 with a 2-1 victory over Carolina. Ended 2/8/19 when defeated by Carolina, 3-0.

LONGEST ROAD WINNING STREAK VS. A SINGLE TEAM: 8 (twice) last - Began 3/20/73 with a 6-1 victory over Minnesota. Ended 11/15/75 when defeated by Minnesota, 5-3.

LONGEST UNDEFEATED STREAK: 19 1939-40. (14-0-5-0) Began 11/23 with 1-1 tie against Montreal. Ended 1/14 when defeated by Chicago, 2-1. (Rangers then won next five games for overall record of 24 victories or ties in 25 games).

LONGEST HOME UNDEFEATED STREAK: 26 (19-0-7-0) Began 3/29/70, with a 4-1 victory over Montreal.

Ended 2/3/71, when defeated by Chicago, 4-2. (The streak covered the final two games of the 1969-70 season and the first 24 games of the 1970-71 season).

LONGEST ROAD UNDEFEATED STREAK: 11 1939-40. (6-0-5-0) Began 11/5 with 1-1 tie against Detroit. Ended 1/14 when defeated by Chicago, 2-1.

LONGEST UNDEFEATED STREAK AT START OF SEASON: 5 (three times) last - 2008-09. Began 10/4 with 2-1 victory over Tampa Bay. Ended 10/15 when defeated by Buffalo, 3-1.

LONGEST HOME UNDEFEATED STREAK AT START OF SEASON: 24 (17-0-7-0) Began 10/14/70 with 3-0 victory over Buffalo. Ended 2/3/71 when defeated by Chicago, 4-2.

LONGEST ROAD UNDEFEATED STREAK AT START OF SEASON: 11 (6-0-5-0) Began 11/5/39 with 1-1 tie at Detroit. Ended 1/14/40 when defeated by Chicago, 2-1.

LONGEST UNDEFEATED STREAK VS. A SINGLE TEAM: 20 (15-0-5-0) Began 2/8/70 with 5-1 victory over Los Angeles. Ended 11/1/73 when defeated at Los Angeles, 2-1.

LONGEST HOME UNDEFEATED STREAK VS. A SINGLE TEAM: 30 (27-0-3-0) Began 2/8/69 with 2-0 victory over St. Louis. Ended 10/15/80 when defeated by St. Louis, 2-1.

LONGEST ROAD UNDEFEATED STREAK VS. A SINGLE TEAM: 17 (11-0-6-0) Began 2/25/55 with 2-2 tie at Chicago. Ended 11/3/57 with a 3-2 victory at Chicago.

LONGEST TIE STREAK: 4 (twice) last - 1997-98. Began 10/3 with 2-2 tie against Islanders. Ended 10/11 with 6-3 victory at Vancouver.

LONGEST HOME TIE STREAK: 3 1969-70. Began 11/29 with 2-2 tie against Philadelphia. Ended 12/7 with 6-3 victory over Montreal.

LONGEST ROAD TIE STREAK: 3 1929-30. Began 3/1 with 3-3 tie at Toronto. Ended 3/8 when defeated at Montreal, 6-0.

LONGEST TIE STREAK VS. A SINGLE TEAM: 7 Began 2/9/69 with 3-3 tie against Philadelphia. Ended 11/25/70 when defeated at Philadelphia, 3-1.

During the 2005-06 season, the NHL instituted the shootout to follow a scoreless five-minute overtime to eliminate ties. The winning team in the shootout gains two points and a win in the standings, while the losing team receives one point, recorded as an "OT" in the standings.

ALL-TIME REGULAR SEASON RECORDS

TEAM RECORDS: STREAKS (CONT'D)

LONGEST LOSING STREAK: 11 1943-44. Began 10/30 when defeated by Toronto, 5-2. Ended 11/28 with 2-2 tie against Montreal.

LONGEST HOME LOSING STREAK: 7 (twice) last - 1992-93. Began 3/24 when defeated by Philadelphia, 5-4, and continued through end of regular season when defeated by Washington, 2-0, on 4/4.

LONGEST ROAD LOSING STREAK: 10 (twice) last - 1960-61. Began 2/8 when defeated by Toronto, 5-3 and continued through the end of the 1960-61 season.

LONGEST LOSING STREAK AT START OF SEASON: 11 1943-44. Began 10/30 when defeated by Toronto, 5-2. Ended 11/28 with 2-2 tie against Montreal Canadiens.

LONGEST HOME LOSING STREAK AT START OF SEASON: 5 1943-44. Began 11/6 when defeated by Chicago, 4-3. Ended 11/28 with 2-2 tie against Montreal Canadiens.

LONGEST ROAD LOSING STREAK AT START OF SEASON: 10 1943-44. Began 10/30 when defeated by Toronto, 5-2. Ended 12/25 with 5-3 victory over Toronto.

LONGEST LOSING STREAK VS. A SINGLE TEAM: 12 Began 12/17/44 when defeated by Montreal Canadiens, 4-1. Ended 12/31/45 with 0-0 tie against Montreal Canadiens.

LONGEST HOME LOSING STREAK VS. A SINGLE TEAM: 11 Began 1/9/44 when defeated by Montreal Canadiens, 6-5. Ended 12/31/45 with 0-0 tie against Montreal Canadiens.

LONGEST ROAD LOSING STREAK VS. A SINGLE TEAM: 21 Began 2/6/54 when defeated by Montreal Canadiens, 4-3. Ended 2/16/57 with 2-1 victory at Montreal Canadiens.

LONGEST WINLESS STREAK: 21 1943-44 (0-17-4-0) Began 1/23 when defeated by Detroit, 15-0. Ended 11/11 with 5-3 victory over Detroit.

LONGEST HOME WINLESS STREAK: 10 1943-44 (0-7-3-0). Began 1/30 when defeated by Montreal, 5-3 and continued through the end of the 1943-44 season.

LONGEST ROAD WINLESS STREAK: 16 1952-53 (0-12-4-0). Began 10/9 when defeated by Detroit, 5-3. Ended 12/25 with 2-1 victory over Boston.

LONGEST WINLESS STREAK AT START OF SEASON: 15 1943-44 (0-14-1-0). Began 10/30 when defeated by Toronto, 5-2. Ended 12/12 with 6-4 victory over Boston.

LONGEST HOME WINLESS STREAK AT START OF SEASON: 6 (three times) last - 1950-51. (0-3-3-0) Began 10/25 with 1-1 tie against Boston. Ended 11/22 with 3-2 victory over Montreal Canadiens.

LONGEST ROAD WINLESS STREAK AT START OF SEASON: 16 1952-53. (0-12-4-0) Began 10/9 when defeated by Detroit, 5-3. Ended 12/25 with 2-1 victory over Boston.

LONGEST WINLESS STREAK VS. A SINGLE TEAM: 23 (0-15-8-0). Began 2/17/97 with 2-2 tie against New Jersey. Ended 3/31/01 with a 4-3 victory at New Jersey.

LONGEST HOME WINLESS STREAK VS. A SINGLE TEAM: 15 (0-14-1-0). Began 3/4/43 when defeated by Montreal Canadiens, 7-2. Ended 3/17/46 with 8-5 victory over Montreal Canadiens.

LONGEST ROAD WINLESS STREAK VS. A SINGLE TEAM: 26 (0-22-4-0). Began 3/18/50 when defeated at Montreal Canadiens, 5-3. Ended 1/30/54 with 2-1 victory at Montreal Canadiens.

LONGEST SHUTOUT STREAK: 4 1927-28. Rangers were not scored upon for a total of 297 minutes and 42 seconds. Defeated Pittsburgh, 3-0; Chicago, 1-0; tied Detroit, 0-0 (10 minute overtime); defeated Toronto, 1-0. Streak started on 2/23 and ran until 2/28.

LONGEST SHUTOUTS AGAINST STREAK: 4 1927-28. Rangers failed to score for 341 minutes and 42 seconds. Tied by Ottawa, 0-0 (twice); defeated by Chicago, 3-0; defeated by Boston, 2-0. Streak ran 2/7 to 2/19.

LONGEST NON-SHUTOUT STREAK: 236 games. Began 12/20/89 with a 2-2 tie with Buffalo. Ended 12/15/92 when defeated by Calgary, 3-0 (Vernon).

TEAM RECORDS: SEASON

MOST VICTORIES: 53 2014-15 (82 games). **Home:** 30 1970-71 (39 games). **Road:** 28 2014-15 (41 games).

MOST LOSSES: 44 1984-85 (80-game schedule). 39 1943-44 (50-game schedule). **Home:** 17 1943-44 (25 games), 19 1964-65 (35 games). **Road:** 26 1975-76 (40 games), 26 1984-85 (40 games).

MOST TIES (Minimum 70-game schedule): 21 1950-51 (70-game schedule). **Home:** 13 1954-55 (35 games). **Road:** 11, 1950-51 (35 games).

MOST POINTS: 113 2014-15 (82 games). **Home:** 67 1970-71 (39 games). **Road:** 58 2014-15 (41 games).

MOST GOALS: 321 1991-92. **Home:** 186 1982-83 (40 games). **Road:** 155 1978-79, 1986-87 (40 games).

MOST ASSISTS: 540 1988-89.

MOST SCORING POINTS (Goals and Assists): 854 1978-79.

MOST PENALTY MINUTES: 2,021 1989-90.

ALL-TIME REGULAR SEASON RECORDS

TEAM RECORDS: SEASON (CONT'D)

MOST POWER PLAY GOALS: 111 1987-88.

MOST SHORTHANDED GOALS: 20 1993-94.

MOST GOALS AGAINST: 345 1984-85 (80-game schedule). **Home:** 156 1986-87 (40 games). **Road:** 197 1975-76 (40 games).

MOST POWER PLAY GOALS ALLOWED: 89 1995-96.

MOST SHORTHANDED GOALS ALLOWED: 18 1992-93.

MOST SHUTOUTS: 13 1928-29 (44-game schedule). **Home:** 8 1928-29 (22 games). **Road:** 7 1926-27 (22 games).

MOST TIMES SHUT OUT: 10 1928-29 (44-game schedule). **Home:** 5 1930-31 (22 games), 1938-39 (24 games).

Road: 7 1952-53 (35 games).

MOST 20-GOAL SCORERS: 8 (four times) last - 1993-94.

MOST 30-GOAL SCORERS: 5 1991-92.

MOST 40-GOAL SCORERS: 3 1971-72.

MOST HAT TRICKS: 10 1986-87.

MOST PLAYERS USED: 50 2003-04.

MOST ROOKIES USED: 20 1943-44.

FEWEST VICTORIES: 6 1943-44 (50-game schedule). **Home:** 4 1943-44 (25 games). **Road:** 2 1943-44 (25 games).

FEWEST VICTORIES (Minimum 70-game schedule): 17 1952-53, 1954-55, 1959-60. **Home:** 8 1964-65 (35 games). **Road:** 6 1950-51, 1952-53, 1965-66 (35 games).

FEWEST LOSSES: 11 1939-40 (48-game schedule). **Home:** 2 1970-71 (39 games). **Road:** 7 1928-29 (22 games), 1930-31 (22 games), 1939-40 (24 games).

FEWEST LOSSES (Minimum 70-game schedule): 17 1971-72. **Home:** 2 1970-71 (39 games). **Road:** 10 1957-58 (35 games).

FEWEST TIES (Minimum 70-game schedule): 4 2001-02 (82-game schedule). **Home:** 1 1983-84 (40 games). **Road:** 1 1991-92 & 1975-76 (40 games).

FEWEST POINTS: 17 1943-44 (50-game schedule). **Home:** 12 1943-44 (25 games). **Road:** 5 1943-44 (25 games).

FEWEST POINTS (Minimum 70-game schedule): 47 1965-66. **Home:** 24 1964-65 (35 games). **Road:** 16 1965-66 (35 games).

FEWEST GOALS: 72 1928-29 (44-game schedule). **Home:** 32 1928-29 (22 games). **Road:** 40 1928-29 (22 games).

FEWEST GOALS (Minimum 70-game schedule): 150 1954-55. **Home:** 86 1954-55 (35 games). **Road:** 63 1952-53 (35 games).

FEWEST ASSISTS: 45 1926-27 (44-game schedule).

FEWEST SCORING POINTS: 140 1926-27 (44-game schedule).

FEWEST PENALTY MINUTES: 253 1943-44 (50-game schedule).

FEWEST GOALS AGAINST: 65 1928-29 (44-game schedule). **Home:** 21 1928-29 (22 games). **Road:** 41 1926-27 (22 games).

FEWEST GOALS AGAINST (Minimum 70-game schedule): 177 1970-71 (78 games). **Home:** 71 1970-71 (39 games).

Road: 91 1957-58 (35 games).

FEWEST SHUTOUTS: 0 (many times) last - 2000-2001.

FEWEST TIMES SHUT OUT: 0 (many times) last - 1993-94.

TEAM RECORDS: GAME

GREATEST WINNING MARGIN: 11 Defeated California, 12-1, at Madison Square Garden on 11/21/71.

GREATEST WINNING MARGIN, Home: 11 Defeated California, 12-1, at Madison Square Garden on 11/21/71.

GREATEST WINNING MARGIN, Road: 9 Defeated New Jersey, 11-2, at New Jersey on 10/25/84.

GREATEST LOSING MARGIN: 15 Defeated by Detroit, 15-0, at Detroit on 1/23/44.

GREATEST LOSING MARGIN, Home: 10 Defeated by Boston, 13-3, at Madison Square Garden on 1/2/44.

GREATEST LOSING MARGIN, Road: 15 Defeated by Detroit, 15-0, at Detroit on 1/23/44.

HIGHEST TIE SCORE: 7-7 Tied Minnesota, at Minnesota on 3/19/78. Tied Quebec, at Madison Square Garden on 3/22/81.

MOST GOALS: 12 Defeated California, 12-1, at Madison Square Garden on 11/21/71.

MOST GOALS, Home: 12 Defeated California, 12-1, at Madison Square Garden on 11/21/71.

MOST GOALS, Road: 11 (many times) last - Defeated Pittsburgh, 11-3, at Pittsburgh on 11/25/92.

MOST GOALS, Rangers and Opponents: 19 Defeated by Boston, 10-9, at Boston on 3/4/44.

MOST ASSISTS: 23 Defeated California, 12-1, at Madison Square Garden on 11/21/71.

ALL-TIME REGULAR SEASON RECORDS

TEAM RECORDS: GAME (CONT'D)

MOST POINTS: 35 Defeated California, 12-1, at Madison Square Garden on 11/21/71. Rangers had 12 goals and 23 assists.

MOST POINTS, RANGERS AND OPPONENTS: 46 Defeated by Boston, 10-9, at Boston on 3/4/44.

Boston had 10 goals, 15 assists; Rangers had 9 goals, 12 assists.

MOST PENALTY MINUTES: 134 vs. Pittsburgh, at Madison Square Garden on 10/30/88.

MOST PENALTY MINUTES, RANGERS AND OPPONENTS: 292 vs. Pittsburgh, at Madison Square Garden on 10/30/88. Pittsburgh had 158 penalty minutes, Rangers had 134 penalty minutes.

MOST GOALS ALLOWED: 15 Defeated by Detroit, 15-0, at Detroit on 1/23/44.

MOST POWER PLAY GOALS: 6 Defeated Quebec, 6-4, at Madison Square Garden on 10/13/93.

MOST SHORTHANDED GOALS: 3 Defeated New Jersey, 6-2, at Madison Square Garden on 10/5/83.

MOST ROOKIES USED, ONE GAME: 9 (twice) Tied Toronto, 5-5, at Madison Square Garden on 3/21/90. Defeated Quebec, 7-4, at Quebec on 3/27/90.

FASTEST GOAL AT START OF GAME: 0:09 Ron Duguay, 4/6/80 at Philadelphia; Jim Wiemer, 3/27/85, at Buffalo.

FASTEST TWO GOALS: 0:04 Martin St. Louis at 19:16 and Rick Nash at 19:20 of the second period, vs. San Jose on 10/19/14 at Madison Square Garden. Rangers won, 4-0.

FASTEST TWO GOALS, BY RANGERS AND OPPONENTS: 0:04 Chicago's Denis Savard at 19:23 and Mark Pavelich at 19:27 of the third period, on 2/24/82 at Madison Square Garden. Rangers won, 6-4.

FASTEST THREE GOALS: 0:28 Doug Sulliman at 7:52, Eddie Johnstone at 7:57 and Warren Miller at 8:20 of the first period, vs. Colorado on 1/14/80 at Madison Square Garden. Tie game, 6-6.

FASTEST THREE GOALS, OPPONENTS: 0:21 Chicago's Bill Mosienko scored all three goals at 6:09, 6:20 and 6:30 of the third period 2/23/52 at Madison Square Garden. Chicago won, 7-6.

FASTEST THREE GOALS, BY RANGERS AND OPPONENTS: 0:15 Mark Pavelich at 19:18, Ron Greschner at 19:27 and Minnesota's Willi Plett at 19:33 of the first period on 2/10/83 at Minnesota. Minnesota won, 7-5.

FASTEST FOUR GOALS: 1:38 Mark Pavelich at 15:53, Mike Rogers at 16:18, Ron Greschner at 16:51 and Mike Rogers at 17:31 of the first period vs. Edmonton on 2/15/85 at Madison Square Garden. Rangers won, 8-7.

FASTEST FOUR GOALS, OPPONENTS: 1:20 Boston's Bill Thoms at 6:34, Frank Mario at 7:08 and 7:27, and Ken Smith at 7:54 of the second period on 1/21/45 at Boston. Boston won, 14-3.

FASTEST FOUR GOALS, BY RANGERS AND OPPONENTS: 1:01 Doug Sulliman at 7:52, Eddie Johnstone at 7:57, Warren Miller at 8:20 and Colorado's Rob Ramage at 8:53 of the first period on 1/14/80 at Madison Square Garden. Tie game, 6-6.

FASTEST FIVE GOALS: 2:58 Carl Hagelin at 18:42, Brad Richards at 19:39, Ryane Clowe at 19:56 of the first period, Anton Stralman at 1:13 and Brad Richards at 1:40 of the second period on 4/19/13 at Buffalo. Rangers won, 8-4.

FASTEST FIVE GOALS, OPPONENTS: 2:55 Boston's Bobby Schmautz at 19:13 of the first period, Ken Hodge at 0:18, Phil Esposito at 0:43, Don Marcotte at 0:58 and John Bucyk at 2:08 of the second period on 12/19/74 at Boston. Boston won, 11-3.

MOST SHOTS ON GOAL: 65 vs. Detroit in a 9-5 win on 4/5/70.

FEWEST SHOTS ON GOAL: 9 at Detroit in a 2-0 loss on 12/11/55.

TEAM RECORDS: PERIOD

MOST GOALS: 8 in the third period against California, at Madison Square Garden on 11/21/71. Rangers won, 12-1.

MOST GOALS, HOME: 8 in the third period against California, at Madison Square Garden on 11/21/71. Rangers won, 12-1.

MOST GOALS, RANGERS AND OPPONENTS: 10 in the third period against the NY Americans, at Madison Square Garden on 3/16/39 (Rangers were the road team). Rangers - 7 goals, Americans - 3 goals. Rangers won, 11-5.

MOST ASSISTS: 15 in the third period against California, at Madison Square Garden on 11/21/71. Rangers won, 12-1.

MOST POINTS: 23 in the third period against California, at Madison Square Garden on 11/21/71. Rangers - 8 goals and 15 assists. Rangers won, 12-1.

MOST PENALTY MINUTES: 126 in the third period against Pittsburgh, at Madison Square Garden on 10/30/88.

MOST PENALTY MINUTES, RANGERS AND OPPONENTS: 272 in the third period against Pittsburgh, at Madison Square Garden on 10/30/88.

ALL-TIME REGULAR SEASON RECORDS

INDIVIDUAL RECORDS: CAREER

MOST GOALS: 406 Rod Gilbert.
MOST ASSISTS: 741 Brian Leetch.
MOST POINTS: 1,021 Rod Gilbert.
MOST PENALTY MINUTES: 1,226 Ron Greschner.
MOST HAT TRICKS: 9 Bill Cook.
MOST GAMES PLAYED: 1,160 Harry Howell.
MOST SEASONS: 18 Rod Gilbert, 1960-61 – 1977-78.
MOST CONSECUTIVE GAMES: 560 Andy Hebenton. Including playoff games (22), Hebenton appeared in 582 consecutive games with the Rangers (1955-56 – 1962-63).
MOST 20-GOAL SEASONS: 12 Rod Gilbert.
MOST 20-ASSIST SEASONS: 14 Brian Leetch.
MOST 30-POINT SEASONS: 15 Brian Leetch.
MOST 30-GOAL SEASONS: 6 Jean Ratelle.

INDIVIDUAL RECORDS: SEASON

MOST GOALS: 54 Jaromir Jagr, 2005-06.
MOST ASSISTS: 80 Brian Leetch, 1991-92.
MOST POINTS: 123 Jaromir Jagr, 2005-06.
MOST GOALS BY A CENTER: 48 Pierre Larouche, 1983-84.
MOST ASSISTS BY A CENTER: 72 (twice) Wayne Gretzky, 1996-97. Mark Messier, 1991-92.
MOST POINTS BY A CENTER: 109 Jean Ratelle, 1971-72.
MOST GOALS BY A LEFT WING: 52 Adam Graves, 1993-94.
MOST ASSISTS BY A LEFT WING: 56 Vic Hadfield, 1971-72.
MOST POINTS BY A LEFT WING: 106 Vic Hadfield, 1971-72.
MOST GOALS BY A RIGHT WING: 54 Jaromir Jagr, 2005-06.
MOST ASSISTS BY A RIGHT WING: 69 Jaromir Jagr, 2005-06.
MOST POINTS BY A RIGHT WING: 123 Jaromir Jagr, 2005-06.
MOST PENALTIES: 86 Michel Petit, 1987-88.
MOST PENALTY MINUTES: 305 Troy Mallette, 1989-90.
MOST POWER PLAY GOALS: 24 Jaromir Jagr, 2005-06.
MOST SHORTHANDED GOALS: 7 Theoren Fleury, 2000-01.
MOST SHOTS ON GOAL: 368 Jaromir Jagr, 2005-06.
HIGHEST SHOOTING PERCENTAGE: 29.6 Steve Vickers, 1979-80 (29 goals on 98 shots).
MOST GAME-WINNING GOALS: 9 Don Maloney, 1980-81; Mark Messier, 1996-97; Jaromir Jagr, 2005-06; Ryan Callahan, 2011-12; Brad Richards, 2011-12; Rick Nash, 2013-14.
MOST POINTS BY A LINE*: 302 Vic Hadfield (97) -Jean Ratelle (109) -Rod Gilbert (96) 1971-72.
MOST GOALS BY A LINE*: 133 Vic Hadfield (45) -Jean Ratelle (46) -Rod Gilbert (42) 1971-72.
MOST HAT TRICKS: 4 Tomas Sandstrom, 1986-87.
MOST CONSECUTIVE HAT TRICKS: 2 Steve Vickers scored hat tricks against Los Angeles on 11/12/72 and against Philadelphia on 11/15/72.
LONGEST CONSECUTIVE ASSIST SCORING STREAK: 15 Brian Leetch, 11/29/91 to 12/31/91 (23 assists during the streak).
LONGEST CONSECUTIVE POINT SCORING STREAK: 17 Brian Leetch, 11/23/91 to 12/31/91 (five goals and 24 assists during the streak).
FASTEST TWO GOALS: 0:08. Pierre Jarry scored at 11:03 and 11:11 of third period against California on 11/21/71 at Madison Square Garden.
FASTEST THREE GOALS: 2:30. Don Maloney scored at 16:41, 18:37 and 19:11 of second period on 2/21/81 against Washington at Madison Square Garden.
FASTEST THREE ASSISTS: 1:21. Don Raleigh tallied an assist at 5:23, 5:43 and 6:44 of first period on 11/16/47 against Montreal at Madison Square Garden.
LONGEST CONSECUTIVE GOAL SCORING STREAK: 10 Andy Bathgate. 12/15/62 to 1/5/63 (11 goals during streak).

* These records computed on basis of having at least two members of line on ice at time of each goal.

ALL-TIME REGULAR SEASON RECORDS

INDIVIDUAL RECORDS: GAME

MOST GOALS: 5 Don Murdoch, at Minnesota on 10/12/76; Mark Pavelich, against Hartford, at Madison Square Garden on 2/23/83.
MOST ASSISTS: 5 Walt Tkaczuk, at Pittsburgh on 2/12/72; Rod Gilbert, against Pittsburgh, at Madison Square Garden on 3/2/75, against Kansas City, at Madison Square Garden on 3/30/75, and at Colorado on 10/8/76; Don Maloney, at Quebec on 1/3/87; Brian Leetch, at Pittsburgh on 4/18/95; Wayne Gretzky, at Nashville on 2/15/99.
MOST POINTS: 7 Steve Vickers against Washington, at Madison Square Garden on 2/18/76 (three goals and four assists).
MOST PENALTY MINUTES: 36 Chris Simon, at Toronto on 12/2/03.
MOST POWER PLAY GOALS: 4 Camille Henry, at Detroit on 3/13/54.
MOST SHORTHANDED GOALS: 2 Greg Polis, at Vancouver on 11/4/77; Ron Duguay, at Los Angeles on 1/22/80; Don Maloney, against Washington, at Madison Square Garden on 2/21/81, against New Jersey, at Madison Square Garden on 10/5/83 and at Calgary on 1/14/87.
MOST SHOTS ON GOAL: 16 Rod Gilbert, at Montreal on 2/24/68.

INDIVIDUAL RECORDS: PERIOD

MOST GOALS, ONE PERIOD: 3 (many times) last - Radek Dvorak in second period, at NY Islanders on 3/29/01.
MOST ASSISTS, ONE PERIOD: 4 Wayne Gretzky in second period against Ottawa, at Madison Square Garden on 1/4/97; Phil Goyette in first period, against Boston, at Madison Square Garden on 10/20/63.
MOST POINTS, ONE PERIOD: 5 Bill Cook in third period, against NY Americans at Madison Square Garden on 3/12/33 (3 goals and 2 assists).

INDIVIDUAL ROOKIE RECORDS: SEASON

MOST GOALS: 36 Tony Granato, 1988-89.
MOST ASSISTS: 48 Brian Leetch, 1988-89.
MOST POINTS: 76 Mark Pavelich, 1981-82.
MOST GOALS BY A DEFENSEMAN: 23 Brian Leetch, 1988-89.
MOST ASSISTS BY A DEFENSEMAN: 48 Brian Leetch, 1988-89.
MOST POINTS BY A DEFENSEMAN: 71 Brian Leetch, 1988-89.
LONGEST GOAL SCORING STREAK: 6 Petr Prucha, 12/3/05 to 12/13/05; Darren Turcotte, 2/21/90 to 3/3/90; Tony Granato 1/9/89 to 1/21/89.
MOST POWER PLAY GOALS: 16 Petr Prucha, 2005-06.
MOST SHORTHANDED GOALS: 4 Tony Granato, 1988-89.
MOST SHOTS: 268 Brian Leetch, 1988-89.
MOST HAT TRICKS: 3 Tony Granato, 1988-89.
MOST PENALTY MINUTES: 305 Troy Mallette, 1989-90.

INDIVIDUAL ROOKIE RECORDS: GAME

MOST GOALS: 5 Don Murdoch, at Minnesota on 10/12/76.
MOST ASSISTS: 4 Brad Park, against Pittsburgh, at Madison Square Garden on 2/2/69; Walt Tkaczuk, against Chicago, at Madison Square Garden on 2/26/69; Mark Heaslip, against Washington, at Madison Square Garden on 3/12/78; Brian Leetch, against Toronto, at Madison Square Garden on 2/17/89.
MOST POINTS: 5 Grant Warwick, 1/25/42 against Detroit at Madison Square Garden; Rick Middleton, 11/17/74 against California at Madison Square Garden; Don Murdoch, 10/12/76 at Minnesota; Brian Leetch, 2/17/89 against Toronto at Madison Square Garden.

INDIVIDUAL DEFENSEMAN RECORDS: CAREER

MOST GAMES: 1,160 Harry Howell.
MOST GOALS: 240 Brian Leetch.
MOST ASSISTS: 741 Brian Leetch.
MOST POINTS: 981 Brian Leetch.

INDIVIDUAL DEFENSEMAN RECORDS: SEASON

MOST GOALS: 28 Reijo Ruotsalainen, 1984-85.
MOST ASSISTS: 80 Brian Leetch, 1991-92.
MOST POINTS: 102 Brian Leetch, 1991-92.
MOST POWER PLAY GOALS: 17 Brian Leetch, 1993-94.
MOST SHORTHANDED GOALS: 3 (twice) Brian Leetch, 1988-89; Ryan McDonagh, 2013-14.
MOST SHOTS: 328 Brian Leetch, 1993-94.
MOST PENALTY MINUTES: 231 Barry Beck, 1980-81.
LONGEST CONSECUTIVE ASSIST STREAK: 15 Brian Leetch, 11/29/91 to 12/31/91 (23 assists during the streak).
LONGEST CONSECUTIVE POINT STREAK: 17 Brian Leetch, 11/23/91 to 12/31/91 (5 goals and 24 assists during the streak).

ALL-TIME REGULAR SEASON RECORDS

INDIVIDUAL DEFENSEMAN RECORDS: GAME

MOST GOALS: 3 (many times) last - Reijo Ruotsalainen, against Philadelphia at Madison Square Garden on 3/17/82.
MOST ASSISTS: 5 Brian Leetch, at Pittsburgh on 4/18/95.
MOST POINTS: 5 (twice) Brian Leetch, against Toronto at Madison Square Garden on 2/17/89 and at Pittsburgh on 4/18/95.
MOST SHOTS: 13 Brian Leetch, against Washington at Madison Square Garden on 1/4/89.

INDIVIDUAL DEFENSEMAN RECORDS: PERIOD

MOST GOALS: 2 (many times) last - Ryan McDonagh, second period at San Jose on 1/25/18.

INDIVIDUAL GOALTENDER RECORDS: CAREER

MOST APPEARANCES: 857 Henrik Lundqvist.
MOST WINS: 449 Henrik Lundqvist.
MOST LOSSES: 298 Henrik Lundqvist.
MOST SHUTOUTS: 63 Henrik Lundqvist.
MOST MINUTES: 50,219:35 Henrik Lundqvist.
LOWEST GOALS AGAINST AVERAGE: (Min. 100 appearances) 2.07 Dave Kerr.
MOST ASSISTS: 26 Henrik Lundqvist.
MOST PENALTY MINUTES: 212 John Vanbiesbrouck.

INDIVIDUAL GOALTENDER RECORDS: SEASON


MOST APPEARANCES: 73 Henrik Lundqvist, 2009-10.
MOST WINS: 42 Mike Richter, 1993-94.
MOST WINS (Including Playoffs): 58 Mike Richter, 1993-94.
MOST LOSSES: 39 Ken McAuley, 1943-44.
MOST SHUTOUTS: 13 John Ross Roach, 1928-29.
MOST MINUTES: 4,305 Henrik Lundqvist, 2007-08.
LOWEST GOALS AGAINST AVERAGE: 1.41 John Ross Roach, 1928-29.
MOST ASSISTS: 5 John Vanbiesbrouck, 1984-85 and 1987-88; Mike Richter, 1992-93.
MOST PENALTY MINUTES: 56 Bob Froese, 1986-87.
HIGHEST SAVE PERCENTAGE: .930 Henrik Lundqvist, 2011-12.

INDIVIDUAL GOALTENDER RECORDS: GAME

MOST SAVES: 59 Mike Richter, at Vancouver on 1/31/91 (3-3 tie).
MOST ASSISTS: 2 Ed Giacomin, vs. Toronto, at Madison Square Garden on 3/19/72. John Vanbiesbrouck, at Winnipeg on 1/9/85. Mike Richter, at Washington on 2/23/90, and vs. Quebec, at Madison Square Garden on 10/29/92.



PLAYOFF HIS



TORY AND RECORDS

RANGERS PLAYOFF RESULTS VS. NHL

SERIES RECORDS VERSUS OTHER CLUBS

YEAR	SERIES	WINNER	W	L	T	GF	GA
VS. BOSTON BRUINS							
1927	Semifinals	Bruins	0	1	1	1	3
1928	Semifinals	RANGERS	1	0	1	5	2
1929	Finals	Bruins	0	2	0	1	4
1939	Semifinals	Bruins	3	4	0	12	14
1940	Semifinals	RANGERS	4	2	0	15	9
1958	Semifinals	Bruins	2	4	0	16	28
1970	Quarterfinals	Bruins	2	4	0	16	25
1972	Finals	Bruins	2	4	0	16	18
1973	Quarterfinals	RANGERS	4	1	0	22	11
2013	Conf. Semifinals	Bruins	1	4	0	10	16
Series Record: 3-7			19	26	2	114	130

VS. BUFFALO SABRES

1978	Preliminaries	Sabres	1	2	0	6	11
2007	Conf. Semifinals	Sabres	2	4	0	13	17
Series Record: 0-2			3	6	0	19	28

VS. CALGARY FLAMES (ATLANTA FLAMES)

1980	Preliminaries	RANGERS	3	1	0	14	8
Series Record: 1-0			3	1	0	14	8

VS. CHICAGO BLACKHAWKS

1931	Semifinals	Black Hawks	0	2	0	0	3
1968	Quarterfinals	Black Hawks	2	4	0	12	18
1971	Semifinals	Black Hawks	3	4	0	14	21
1972	Semifinals	RANGERS	4	0	0	17	9
1973	Semifinals	Black Hawks	1	4	0	11	15
Series Record: 1-4			10	14	0	54	66

VS. COLORADO AVALANCHE (QUEBEC NORDIQUES)

1995	Conf. Qtrfinals	RANGERS	4	2	0	25	19
Series Record: 1-0			4	2	0	25	19

VS. DETROIT RED WINGS

1933	Semifinals	RANGERS	2	0	0	6	3
1937	Finals	Red Wings	2	3	0	8	9
1941	Quarterfinals	Red Wings	1	2	0	6	6
1948	Semifinals	Red Wings	2	4	0	12	17
1950	Finals	Red Wings	3	4	0	17	22
Series Record: 1-4			10	13	0	49	57

VS. FLORIDA PANTHERS

1997	Conf. Qtrfinals	RANGERS	4	1	0	13	10
Series Record: 1-0			4	1	0	13	10

VS. LOS ANGELES KINGS

1979	Preliminaries	RANGERS	2	0	0	9	2
1981	Preliminaries	RANGERS	3	1	0	23	12
2014	Finals	Kings	1	4	0	10	15
Series Record: 2-1			6	5	0	42	29

VS. MONTREAL CANADIENS

1930	Semifinals	Canadiens	0	2	0	1	4
1932	Semifinals	RANGERS	3	1	0	13	9
1933	Quarterfinals	RANGERS	1	0	1	8	5
1935	Quarterfinals	RANGERS	1	0	1	6	5
1950	Semifinals	RANGERS	4	1	0	15	7
1956	Semifinals	Canadiens	1	4	0	9	24
1957	Semifinals	Canadiens	1	4	0	12	22
1967	Semifinals	Canadiens	0	4	0	8	14
1969	Quarterfinals	Canadiens	0	4	0	7	16
1972	Quarterfinals	RANGERS	4	2	0	19	14
1974	Quarterfinals	RANGERS	4	2	0	21	17
1979	Finals	Canadiens	1	4	0	11	19
1986	Conf. Finals	Canadiens	1	4	0	9	15
1996	Conf. Qtrfinals	RANGERS	4	2	0	19	17
2014	Conf. Finals	RANGERS	4	2	0	20	15
2017	First Round	RANGERS	4	2	0	14	11
Series Record: 9-7			33	38	2	192	214

VS. NEW JERSEY DEVILS

1992	Div. Semifinals	RANGERS	4	3	0	28	25
1994	Conf. Finals	RANGERS	4	3	0	18	16
1997	Conf. Semifinals	RANGERS	4	1	0	10	5
2006	Conf. Qtrfinals	Devils	0	4	0	4	17
2008	Conf. Qtrfinals	RANGERS	4	1	0	19	12
2012	Conf. Finals	Devils	2	4	0	14	15
Series Record: 4-2			18	16	0	93	90

VS. NEW YORK ISLANDERS

1975	Preliminaries	Islanders	1	2	0	13	10
1979	Semifinals	RANGERS	4	2	0	18	13
1981	Semifinals	Islanders	0	4	0	8	22
1982	Div. Finals	Islanders	2	4	0	20	27
1983	Div. Finals	Islanders	2	4	0	15	28
1984	Div. Semifinals	Islanders	2	3	0	14	13
1990	Div. Semifinals	RANGERS	4	1	0	22	13
1994	Conf. Qtrfinals	RANGERS	4	0	0	22	3
Series Record: 3-5			19	20	0	132	129

SERIES RECORDS VERSUS OTHER CLUBS

YEAR	SERIES	WINNER	W	L	T	GF	GA
VS. OTTAWA SENATORS (1992 - PRESENT)							
2012	Conf. Qtrfinals	RANGERS	4	3	0	14	13
2017	Second Round	Senators	2	4	0	20	19
Series Record: 1-1			6	7	0	34	32

VS. PHILADELPHIA FLYERS

1974	Semifinals	Flyers	3	4	0	17	22
1979	Quarterfinals	RANGERS	4	1	0	28	8
1980	Quarterfinals	Flyers	1	4	0	7	14
1982	Div. Semifinals	RANGERS	3	1	0	19	15
1983	Div. Semifinals	RANGERS	3	0	0	18	9
1985	Div. Semifinals	Flyers	0	3	0	10	14
1986	Div. Semifinals	RANGERS	3	2	0	18	15
1987	Div. Semifinals	Flyers	2	4	0	13	22
1995	Conf. Semifinals	Flyers	0	4	0	10	18
1997	Conf. Finals	Flyers	1	4	0	13	20
2014	First Round	RANGERS	4	3	0	19	16
Series Record: 5-6			24	30	0	172	173

VS. PITTSBURGH PENGUINS

1989	Div. Semifinals	Penguins	0	4	0	11	19
1992	Div. Finals	Penguins	2	4	0	19	24
1996	Conf. Semifinals	Penguins	1	4	0	15	21
2008	Conf. Semifinals	Penguins	1	4	0	12	15
2014	Second Round	RANGERS	4	3	0	15	14
2015	First Round	RANGERS	4	1	0	11	8
2016	First Round	Penguins	1	4	0	10	21
Series Record: 2-5			13	24	0	93	122

VS. ST. LOUIS BLUES

1981	Quarterfinals	RANGERS	4	2	0	29	22
Series Record: 1-0			4	2	0	29	22

VS. TAMPA BAY LIGHTNING

2015	Conf. Finals	Lightning	3	4	0	21	21
Series Record: 0-1			3	4	0	21	21

VS. TORONTO MAPLE LEAFS

1929	Semifinals	RANGERS	2	0	0	3	1
1932	Finals	Maple Leafs	0	3	0	10	18
1933	Finals	RANGERS	3	1	0	11	5
1937	Quarterfinals	RANGERS	2	0	0	5	1
1940	Finals	RANGERS	4	2	0	14	11
1942	Semifinals	Maple Leafs	2	4	0	12	13
1962	Semifinals	Maple Leafs	2	4	0	15	22
1971	Quarterfinals	RANGERS	4	2	0	16	15
Series Record: 5-3			19	16	0	86	86

VS. VANCOUVER CANUCKS

1994	Finals	RANGERS	4	3	0	21	19
Series Record: 1-0			4	3	0	21	19

VS. WASHINGTON CAPITALS

1986	Div. Finals	RANGERS	4	2	0	20	25
1990	Div. Finals	Capitals	1	4	0	15	22
1991	Div. Semifinals	Capitals	2	4	0	16	16
1994	Conf. Semifinals	RANGERS	4	1	0	20	12
2009	Conf. Qtrfinals	Capitals	3	4	0	11	19
2011	Conf. Qtrfinals	Capitals	1	4	0	8	13
2012	Conf. Semifinals	RANGERS	4	3	0	15	13
2013	Conf. Qtrfinals	RANGERS	4	3	0	16	12
2015	Second Round	RANGERS	4	3	0	13	12
Series Record: 5-4			27	28	0	134	144

VS. WINNIPEG JETS (ATLANTA THRASHERS)

2007	Conf. Qtrfinals	RANGERS	4	0	0	17	6
Series Record: 1-0			4	0	0	17	6

DEFUNCT CLUBS

VS. MONTREAL MAROONS

1928	Finals	RANGERS	3	2	0	5	6
1931	Quarterfinals	RANGERS	2	0	0	8	1
1934	Quarterfinals	Maroons	0	1	1	1	2
1935	Semifinals	Maroons	0	1	1	4	5
1937	Semifinals	RANGERS	2	0	0	5	0
Series Record: 3-2			7	4	2	23	14

VS. NEW YORK AMERICANS

1929	Quarterfinals	RANGERS	1	0	1	1	0
1938	Quarterfinals	Americans	1	2	0	7	8
Series Record: 1-1			2	2	1	8	8

VS. OTTAWA SENATORS (1917-1934)

1930	Quarterfinals	RANGERS	1	0	1	6	3
Series Record: 1-0			1	0	1	6	3

VS. PITTSBURGH PIRATES

1928	Quarterfinals	RANGERS	1	1	0	6	4
Series Record: 1-0			1	1	0	6	4

ALL-TIME PLAYOFF RECORD			244	263	8	1397	1434
--------------------------------	--	--	------------	------------	----------	-------------	-------------

Bold = Stanley Cup Championships

RANGERS PLAYOFF RESULTS YEAR-BY-YEAR

YEAR	SERIES	OPPONENT	W-L-T	GF/GA
1926-27	SF	Boston	0-1-1	1/3
1927-28	QF	Pirates	1-1-0	6/4
	SF	Boston	1-0-1	5/2
	F	Maroons	3-2-0	5/6
1928-29	QF	Americans	1-0-1	1/0
	SF	Toronto	2-0-0	3/1
	F	Boston	0-2-0	1/4
1929-30	QF	Ottawa	1-0-1	6/3
	SF	Canadiens	0-2-0	1/4
1930-31	QF	Maroons	2-0-0	8/1
	SF	Chicago	0-2-0	0/3
1931-32	SF	Canadiens	3-1-0	13/9
	F	Toronto	0-3-0	10/18
1932-33	QF	Canadiens	1-0-1	8/5
	SF	Detroit	2-0-0	6/3
	F	Toronto	3-1-0	11/5
1933-34	QF	Maroons	0-1-1	1/2
1934-35	QF	Canadiens	1-0-1	6/5
	SF	Maroons	0-1-1	4/5
1936-37	QF	Toronto	2-0	5/1
	SF	Maroons	2-0	5/0
	F	Detroit	2-3	8/9
1937-38	QF	Americans	1-2	7/8
1938-39	SF	Boston	3-4	12/14
1939-40	SF	Boston	4-2	15/9
	F	Toronto	4-2	14/11
1940-41	QF	Detroit	1-2	6/6
1941-42	SF	Toronto	2-4	12/13
1947-48	SF	Detroit	2-4	12/17
1949-50	SF	Canadiens	4-1	15/7
	F	Detroit	3-4	17/22
1955-56	SF	Canadiens	1-4	9/24
1956-57	SF	Canadiens	1-4	12/22
1957-58	SF	Boston	2-4	16/28
1961-62	SF	Toronto	2-4	15/22
1966-67	SF	Canadiens	0-4	8/14
1967-68	QF	Chicago	2-4	12/18
1968-69	QF	Canadiens	0-4	7/16
1969-70	QF	Boston	2-4	16/25
1970-71	QF	Toronto	4-2	16/15
	SF	Chicago	3-4	14/21
1971-72	QF	Canadiens	4-2	19/14
	SF	Chicago	4-0	17/9
	F	Boston	2-4	16/18
1972-73	QF	Boston	4-1	22/11
	SF	Chicago	1-4	11/15
1973-74	QF	Canadiens	4-2	21/17
	SF	Philadelphia	3-4	17/22
1974-75	PRE	Islanders	1-2	13/10
1977-78	PRE	Buffalo	1-2	6/11
1978-79	PRE	Los Angeles	2-0	9/2
	QF	Philadelphia	4-1	28/8
	SF	Islanders	4-2	18/13
	F	Canadiens	1-4	11/19
1979-80	PRE	Flames	3-1	14/8
	QF	Philadelphia	1-4	7/14
1980-81	PRE	Los Angeles	3-1	23/12
	QF	St. Louis	4-2	29/22
	SF	Islanders	0-4	8/22

YEAR	SERIES	OPPONENT	W-L-T	GF/GA
1981-82	DSF	Philadelphia	3-1	19/15
	DF	Islanders	2-4	20/27
1982-83	DSF	Philadelphia	3-0	18/9
	DF	Islanders	2-4	15/28
1983-84	DSF	Islanders	2-3	14/13
1984-85	DSF	Philadelphia	0-3	10/14
1985-86	DSF	Philadelphia	3-2	18/15
	DF	Washington	4-2	20/25
	CF	Canadiens	1-4	9/15
1986-87	DSF	Philadelphia	2-4	13/22
1988-89	DSF	Penguins	0-4	11/19
1989-90	DSF	Islanders	4-1	22/13
	DF	Washington	1-4	15/22
1990-91	DSF	Washington	2-4	16/16
1991-92	DSF	New Jersey	4-3	28/25
	DF	Penguins	2-4	19/24
1993-94	CQF	Islanders	4-0	22/3
	CSF	Washington	4-1	20/12
	CF	New Jersey	4-3	18/16
	F	Vancouver	4-3	21/19
1994-95	CQF	Quebec	4-2	25/19
	CSF	Philadelphia	0-4	10/18
1995-96	CQF	Canadiens	4-2	19/17
	CSF	Penguins	1-4	15/21
1996-97	CQF	Florida	4-1	13/10
	CSF	New Jersey	4-1	10/5
	CF	Philadelphia	1-4	13/20
2005-06	CQF	New Jersey	0-4	4/17
2006-07	CQF	Thrashers	4-0	17/6
	CSF	Buffalo	2-4	13/17
2007-08	CQF	New Jersey	4-1	19/12
	CSF	Penguins	1-4	12/15
2008-09	CQF	Washington	3-4	11/19
2010-11	CQF	Washington	1-4	8/13
2011-12	CQF	Ottawa	4-3	14/13
	CSF	Washington	4-3	15/13
	CF	New Jersey	2-4	14/15
2012-13	CQF	Washington	4-3	16/12
	CSF	Boston	1-4	10/16
2013-14	FR	Philadelphia	4-3	19/16
	SR	Penguins	4-3	15/14
	CF	Canadiens	4-2	20/15
	F	Los Angeles	1-4	10/15
2014-15	FR	Penguins	4-1	11/8
	SR	Washington	4-3	13/12
	CF	Tampa Bay	3-4	21/21
2015-16	FR	Penguins	1-4	10/21
2016-17	FR	Canadiens	4-2	14/11
	SR	Ottawa	2-4	20/19

TOTALS	W-L-T	GF/GA
Stanley Cup Finals	23-32-0	124/146
Overall	244-263-8	1397/1434

RANGERS PLAYOFF RESULTS GAME-BY-GAME

1927 PLAYOFFS

GAME	DATE	OPPONENT	SCORE	RESULT
1	Apr. 2	at Boston	0-0	T
2	Apr. 4	Boston	1-3	L

Boston Won Total-Goals Semifinals 3-1

1928 PLAYOFFS

GAME	DATE	OPPONENT	SCORE	RESULT
1	Mar. 27	Pirates	4-0	W
2	Mar. 29	Pirates	2-4	L

NY Rangers Won Total-Goals Quarterfinals 6-4

1	Mar. 31	Boston	1-1	T
2	Apr. 3	at Boston	4-1	W

NY Rangers Won Total-Goals Semifinals 5-2

1	Apr. 5	at Maroons	0-2	L
2	Apr. 7	at Maroons	2-1	W(OT)
3	Apr. 10	at Maroons	0-2	L
4	Apr. 12	at Maroons	1-0	W
5	Apr. 14	at Maroons	2-1	W

NY Rangers Won Stanley Cup Finals 3-2

1929 PLAYOFFS

GAME	DATE	OPPONENT	SCORE	RESULT
1	Mar. 19	at Americans	0-0	T
2	Mar. 21	Americans	1-0	W(2OT)

NY Rangers Won Total-Goals Quarterfinals 1-0

1	Mar. 24	Toronto	1-0	W
2	Mar. 26	at Toronto	2-1	W(OT)

NY Rangers Won Series D Semifinals 2-0

1	Mar. 28	at Boston	0-2	L
2	Mar. 29	Boston	1-2	L

Boston Won Stanley Cup Finals 2-0

1930 PLAYOFFS

GAME	DATE	OPPONENT	SCORE	RESULT
1	Mar. 20	at Ottawa	1-1	T
2	Mar. 23	Ottawa	5-2	W

NY Rangers Won Total-Goals Quarterfinals 6-3

1	Mar. 28	at Canadiens	1-2	L(4OT)
2	Mar. 30	Canadiens	0-2	L

Canadiens Won Series D Semifinals 2-0

1931 PLAYOFFS

GAME	DATE	OPPONENT	SCORE	RESULT
1	Mar. 24	Maroons	5-1	W
2	Mar. 26	at Maroons	3-0	W

NY Rangers Won Total-Goals Quarterfinals 8-1

1	Mar. 29	at Chicago	0-2	L
2	Mar. 31	Chicago	0-1	L

Chicago Won Total-Goals Semifinals 3-0

1932 PLAYOFFS

GAME	DATE	OPPONENT	SCORE	RESULT
1	Mar. 24	at Canadiens	3-4	L
2	Mar. 26	at Canadiens	4-3	W(3OT)
3	Mar. 27	Canadiens	1-0	W
4	Mar. 29	Canadiens	5-2	W

NY Rangers Won Series A Semifinals 3-1

1	Apr. 5	Toronto	4-6	L
2*	Apr. 7	Toronto	2-6	L
3	Apr. 9	at Toronto	4-6	L

*Game was played in Boston

Toronto Won Stanley Cup Finals 3-0

1933 PLAYOFFS

GAME	DATE	OPPONENT	SCORE	RESULT
1	Mar. 26	Canadiens	5-2	W
2	Mar. 28	at Canadiens	3-3	T

NY Rangers Won Total-Goals Quarterfinals 8-5

1	Mar. 30	Detroit	2-0	W
2	Apr. 2	at Detroit	4-3	W

NY Rangers Won Total-Goals Semifinals 6-3

1	Apr. 4	Toronto	5-1	W
2	Apr. 8	at Toronto	3-1	W
3	Apr. 11	at Toronto	2-3	L
4	Apr. 13	at Toronto	1-0	W(OT)

NY Rangers Won Stanley Cup Finals 3-1

1934 PLAYOFFS

GAME	DATE	OPPONENT	SCORE	RESULT
1	Mar. 20	at Maroons	0-0	T
2	Mar. 25	Maroons	1-2	L

Maroons Won Total-Goals Quarterfinals 2-1

1935 PLAYOFFS

GAME	DATE	OPPONENT	SCORE	RESULT
1	Mar. 24	Canadiens	2-1	W
2	Mar. 26	at Canadiens	4-4	T

NY Rangers Won Total-Goals Quarterfinals 6-5

1	Mar. 28	Maroons	1-2	L
2	Mar. 30	at Maroons	3-3	T

Maroons Won Total-Goals Semifinals 5-4

1936 PLAYOFFS

Did not make playoffs

1937 PLAYOFFS

GAME	DATE	OPPONENT	SCORE	RESULT
1	Mar. 23	at Toronto	3-0	W
2	Mar. 25	Toronto	2-1	W(OT)

NY Rangers Won Series C Quarterfinals 2-0

1	Apr. 1	Maroons	1-0	W
2	Apr. 3	at Maroons	4-0	W

NY Rangers Won Series D Semifinals 2-0

1	Apr. 6	Detroit	5-1	W
2	Apr. 8	at Detroit	2-4	L
3	Apr. 11	at Detroit	1-0	W
4	Apr. 13	at Detroit	0-1	L
5	Apr. 15	at Detroit	0-3	L

Detroit Won Stanley Cup Finals 3-2

1938 PLAYOFFS

GAME	DATE	OPPONENT	SCORE	RESULT
1	Mar. 22	Americans	1-2	L(2OT)
2	Mar. 24	at Americans	4-3	W
3	Mar. 27	Americans	2-3	L(4OT)

Americans Won Series B Quarterfinals 2-1

1939 PLAYOFFS

GAME	DATE	OPPONENT	SCORE	RESULT
1	Mar. 21	Boston	1-2	L(3OT)
2	Mar. 23	at Boston	2-3	L(OT)
3	Mar. 26	at Boston	1-4	L
4	Mar. 28	Boston	2-1	W
5	Mar. 30	at Boston	2-1	W(OT)
6	Apr. 1	Boston	3-1	W
7	Apr. 2	at Boston	1-2	L(3OT)

Boston Won Series A Semifinals 4-3

1940 PLAYOFFS

GAME	DATE	OPPONENT	SCORE	RESULT
1	Mar. 19	Boston	4-0	W
2	Mar. 21	at Boston	2-4	L
3	Mar. 24	at Boston	3-4	L
4	Mar. 26	Boston	1-0	W
5	Mar. 28	at Boston	1-0	W
6	Mar. 30	Boston	4-1	W

NY Rangers Won Series A Semifinals 4-2

1	Apr. 2	Toronto	2-1	W(OT)
2	Apr. 3	Toronto	6-2	W
3	Apr. 6	at Toronto	1-2	L
4	Apr. 9	at Toronto	0-3	L
5	Apr. 11	at Toronto	2-1	W(2OT)
6	Apr. 13	at Toronto	3-2	W(OT)

NY Rangers Won Stanley Cup Finals 4-2

1941 PLAYOFFS

GAME	DATE	OPPONENT	SCORE	RESULT
1	Mar. 20	at Detroit	1-2	L(OT)
2	Mar. 23	Detroit	3-1	W
3	Mar. 25	at Detroit	2-3	L

Detroit Won Series B Quarterfinals 2-1

RANGERS PLAYOFF RESULTS GAME-BY-GAME

1942 PLAYOFFS

GAME	DATE	OPPONENT	SCORE	RESULT
1	Mar. 21	at Toronto	1-3	L
2	Mar. 22	Toronto	2-4	L
3	Mar. 24	Toronto	3-0	W
4	Mar. 28	at Toronto	1-2	L
5	Mar. 29	Toronto	3-1	W
6	Mar. 31	at Toronto	2-3	L

Toronto Won Series A Semifinals 4-2

1943 PLAYOFFS

Did not make playoffs

1944 PLAYOFFS

Did not make playoffs

1945 PLAYOFFS

Did not make playoffs

1946 PLAYOFFS

Did not make playoffs

1947 PLAYOFFS

Did not make playoffs

1948 PLAYOFFS

GAME	DATE	OPPONENT	SCORE	RESULT
1	Mar. 24	at Detroit	1-2	L
2	Mar. 26	at Detroit	2-5	L
3	Mar. 28	Detroit	3-2	W
4	Mar. 30	Detroit	3-1	W
5	Apr. 1	at Detroit	1-3	L
6	Apr. 4	Detroit	2-4	L

Detroit Won Semifinals 4-2

1949 PLAYOFFS

Did not make playoffs

1950 PLAYOFFS

GAME	DATE	OPPONENT	SCORE	RESULT
1	Mar. 29	Canadiens	3-1	W
2	Apr. 1	at Canadiens	3-2	W
3	Apr. 2	Canadiens	4-1	W
4	Apr. 4	at Canadiens	2-3	L(OT)
5	Apr. 6	at Canadiens	3-0	W

NY Rangers Won Semifinals 4-1

1	Apr. 11	at Detroit	1-4	L
2*	Apr. 13	Detroit	3-1	W
3*	Apr. 15	Detroit	0-4	L
4	Apr. 18	at Detroit	4-3	W(OT)
5	Apr. 20	at Detroit	2-1	W(OT)
6	Apr. 22	at Detroit	4-5	L
7	Apr. 23	at Detroit	3-4	L(2OT)

*Ranger home games were played in Toronto

Detroit Won Stanley Cup Finals 4-3

1951 PLAYOFFS

Did not make playoffs

1952 PLAYOFFS

Did not make playoffs

1953 PLAYOFFS

Did not make playoffs

1954 PLAYOFFS

Did not make playoffs

1955 PLAYOFFS

Did not make playoffs

1956 PLAYOFFS

GAME	DATE	OPPONENT	SCORE	RESULT
1	Mar. 20	at Canadiens	1-7	L
2	Mar. 22	at Canadiens	4-2	W
3	Mar. 24	Canadiens	1-3	L
4	Mar. 25	Canadiens	3-5	L
5	Mar. 27	at Canadiens	0-7	L

Canadiens Won Semifinals 4-1

1957 PLAYOFFS

GAME	DATE	OPPONENT	SCORE	RESULT
1	Mar. 26	Canadiens	1-4	L
2	Mar. 28	Canadiens	4-3	W(OT)
3	Mar. 30	at Canadiens	3-8	L
4	Apr. 2	at Canadiens	1-3	L
5	Apr. 4	at Canadiens	3-4	L(OT)

Canadiens Won Semifinals 4-1

1958 PLAYOFFS

GAME	DATE	OPPONENT	SCORE	RESULT
1	Mar. 25	Boston	5-3	W
2	Mar. 27	Boston	3-4	L(OT)
3	Mar. 29	at Boston	0-5	L
4	Apr. 1	at Boston	5-2	W
5	Apr. 3	at Boston	1-6	L
6	Apr. 5	at Boston	2-8	L

Boston Won Semifinals 4-2

1959 PLAYOFFS

Did not make playoffs

1960 PLAYOFFS

Did not make playoffs

1961 PLAYOFFS

Did not make playoffs

1962 PLAYOFFS

GAME	DATE	OPPONENT	SCORE	RESULT
1	Mar. 27	at Toronto	2-4	L
2	Mar. 29	at Toronto	1-2	L
3	Apr. 1	Toronto	5-4	W
4	Apr. 3	Toronto	4-2	W
5	Apr. 5	at Toronto	2-3	L(2OT)
6	Apr. 7	at Toronto	1-7	L

Toronto Won Semifinals 4-2

1963 PLAYOFFS

Did not make playoffs

1964 PLAYOFFS

Did not make playoffs

1965 PLAYOFFS

Did not make playoffs

1966 PLAYOFFS

Did not make playoffs

1967 PLAYOFFS

GAME	DATE	OPPONENT	SCORE	RESULT
1	Apr. 6	at Canadiens	4-6	L
2	Apr. 8	at Canadiens	1-3	L
3	Apr. 11	Canadiens	2-3	L
4	Apr. 13	Canadiens	1-2	L(OT)

Canadiens Won Semifinals 4-0

1968 PLAYOFFS

GAME	DATE	OPPONENT	SCORE	RESULT
1	Apr. 4	Chicago	3-1	W
2	Apr. 9	Chicago	2-1	W
3	Apr. 11	at Chicago	4-7	L
4	Apr. 13	at Chicago	1-3	L
5	Apr. 14	Chicago	1-2	L
6	Apr. 16	at Chicago	1-4	L

Chicago Won Quarterfinals 4-2

1969 PLAYOFFS

GAME	DATE	OPPONENT	SCORE	RESULT
1	Apr. 2	at Canadiens	1-3	L
2	Apr. 3	at Canadiens	2-5	L
3	Apr. 5	Canadiens	1-4	L
4	Apr. 6	Canadiens	3-4	L

Canadiens Won Quarterfinals 4-0

1970 PLAYOFFS

GAME	DATE	OPPONENT	SCORE	RESULT
1	Apr. 8	at Boston	2-8	L
2	Apr. 9	at Boston	3-5	L
3	Apr. 11	Boston	4-3	W
4	Apr. 12	Boston	4-2	W
5	Apr. 14	at Boston	2-3	L
6	Apr. 16	Boston	1-4	L

Boston Won Quarterfinals 4-2

RANGERS PLAYOFF RESULTS GAME-BY-GAME

1971 PLAYOFFS

GAME	DATE	OPPONENT	SCORE	RESULT
1	Apr. 7	Toronto	5-4	W
2	Apr. 8	Toronto	1-4	L
3	Apr. 10	at Toronto	1-3	L
4	Apr. 11	at Toronto	4-2	W
5	Apr. 13	Toronto	3-1	W
6	Apr. 15	at Toronto	2-1	W(OT)

NY Rangers Won Quarterfinals 4-2

1	Apr. 18	at Chicago	2-1	W(OT)
2	Apr. 20	at Chicago	0-3	L
3	Apr. 22	Chicago	4-1	W
4	Apr. 25	Chicago	1-7	L
5	Apr. 27	at Chicago	2-3	L(OT)
6	Apr. 29	Chicago	3-2	W(3OT)
7	May 2	at Chicago	2-4	L

Chicago Won Semifinals 4-3

1972 PLAYOFFS

GAME	DATE	OPPONENT	SCORE	RESULT
1	Apr. 5	Canadiens	3-2	W
2	Apr. 6	Canadiens	5-2	W
3	Apr. 8	at Canadiens	1-2	L
4	Apr. 9	at Canadiens	6-4	W
5	Apr. 11	Canadiens	1-2	L
6	Apr. 13	at Canadiens	3-2	W

NY Rangers Won Quarterfinals 4-2

1	Apr. 16	at Chicago	3-2	W
2	Apr. 18	at Chicago	5-3	W
3	Apr. 20	Chicago	3-2	W
4	Apr. 23	Chicago	6-2	W

NY Rangers Won Semifinals 4-0

1	Apr. 30	at Boston	5-6	L
2	May 2	at Boston	1-2	L
3	May 4	Boston	5-2	W
4	May 7	Boston	2-3	L
5	May 9	at Boston	3-2	W
6	May 11	Boston	0-3	L

Boston Won Stanley Cup Finals 4-2

1973 PLAYOFFS

GAME	DATE	OPPONENT	SCORE	RESULT
1	Apr. 4	at Boston	6-2	W
2	Apr. 5	at Boston	4-2	W
3	Apr. 7	Boston	2-4	L
4	Apr. 8	Boston	4-0	W
5	Apr. 10	at Boston	6-3	W

NY Rangers Won Quarterfinals 4-1

1	Apr. 12	at Chicago	4-1	W
2	Apr. 15	at Chicago	4-5	L
3	Apr. 17	Chicago	1-2	L
4	Apr. 19	Chicago	1-3	L
5	Apr. 24	at Chicago	1-4	L

Chicago Won Semifinals 4-1

1974 PLAYOFFS

GAME	DATE	OPPONENT	SCORE	RESULT
1	Apr. 10	at Canadiens	4-1	W
2	Apr. 11	at Canadiens	1-4	L
3	Apr. 13	Canadiens	2-4	L
4	Apr. 14	Canadiens	6-4	W
5	Apr. 16	at Canadiens	3-2	W(OT)
6	Apr. 18	Canadiens	5-2	W

NY Rangers Won Quarterfinals 4-2

1	Apr. 20	at Philadelphia	0-4	L
2	Apr. 23	at Philadelphia	2-5	L
3	Apr. 25	Philadelphia	5-3	W
4	Apr. 28	Philadelphia	2-1	W(OT)
5	Apr. 30	at Philadelphia	1-4	L
6	May 2	Philadelphia	4-1	W
7	May 5	at Philadelphia	3-4	L

Philadelphia Won Semifinals 4-3

1975 PLAYOFFS

GAME	DATE	OPPONENT	SCORE	RESULT
1	Apr. 8	Islanders	2-3	L
2	Apr. 10	at Islanders	8-3	W
3	Apr. 11	Islanders	3-4	L(OT)

Islanders Won Preliminary Round 2-1

1976 PLAYOFFS

Did not make playoffs

1977 PLAYOFFS

Did not make playoffs

1978 PLAYOFFS

GAME	DATE	OPPONENT	SCORE	RESULT
1	Apr. 11	at Buffalo	1-4	L
2	Apr. 13	Buffalo	4-3	W(OT)
3	Apr. 15	at Buffalo	1-4	L

Buffalo Won Preliminary Round 2-1

1979 PLAYOFFS

GAME	DATE	OPPONENT	SCORE	RESULT
1	Apr. 10	Los Angeles	7-1	W
2	Apr. 12	at Los Angeles	2-1	W(OT)

NY Rangers Won Preliminary Round 2-0

1	Apr. 16	at Philadelphia	2-3	L(OT)
2	Apr. 18	at Philadelphia	7-1	W
3	Apr. 20	Philadelphia	5-1	W
4	Apr. 22	Philadelphia	6-0	W
5	Apr. 24	at Philadelphia	8-3	W

NY Rangers Won Quarterfinals 4-1

1	Apr. 26	at Islanders	4-1	W
2	Apr. 28	at Islanders	3-4	L(OT)
3	May 1	Islanders	3-1	W
4	May 3	Islanders	2-3	L(OT)
5	May 5	at Islanders	4-3	W
6	May 8	Islanders	2-1	W

NY Rangers Won Semifinals 4-2

1	May 13	at Canadiens	4-1	W
2	May 15	at Canadiens	2-6	L
3	May 17	Canadiens	1-4	L
4	May 19	Canadiens	3-4	L(OT)
5	May 21	at Canadiens	1-4	L

Canadiens Won Stanley Cup Finals 4-1

1980 PLAYOFFS

GAME	DATE	OPPONENT	SCORE	RESULT
1	Apr. 8	Flames	2-1	W(OT)
2	Apr. 9	Flames	5-1	W
3	Apr. 11	at Flames	2-4	L
4	Apr. 12	at Flames	5-2	W

NY Rangers Won Preliminary Round 3-1

1	Apr. 16	at Philadelphia	1-2	L
2	Apr. 17	at Philadelphia	1-4	L
3	Apr. 19	Philadelphia	0-3	L
4	Apr. 20	Philadelphia	4-2	W
5	Apr. 22	at Philadelphia	1-3	L

Philadelphia Won Quarterfinals 4-1

1981 PLAYOFFS

GAME	DATE	OPPONENT	SCORE	RESULT
1	Apr. 8	at Los Angeles	3-1	W
2	Apr. 9	at Los Angeles	4-5	L
3	Apr. 11	Los Angeles	10-3	W
4	Apr. 12	Los Angeles	6-3	W

NY Rangers Won Preliminary Round 3-1

1	Apr. 16	at St. Louis	3-6	L
2	Apr. 17	at St. Louis	6-4	W
3	Apr. 19	St. Louis	6-3	W
4	Apr. 20	St. Louis	4-1	W
5	Apr. 22	at St. Louis	3-4	L
6	Apr. 24	St. Louis	7-4	W

NY Rangers Won Quarterfinals 4-2

1	Apr. 28	at Islanders	2-5	L
2	Apr. 30	at Islanders	3-7	L
3	May 2	Islanders	1-5	L
4	May 5	Islanders	2-5	L

Islanders Won Semifinals 4-0

RANGERS PLAYOFF RESULTS GAME-BY-GAME

1982 PLAYOFFS

GAME	DATE	OPPONENT	SCORE	RESULT
1	Apr. 7	Philadelphia	1-4	L
2	Apr. 8	Philadelphia	7-3	W
3	Apr. 10	at Philadelphia	4-3	W
4	Apr. 11	at Philadelphia	7-5	W

NY Rangers Won Division Semifinals 3-1

1	Apr. 15	at Islanders	5-4	W
2	Apr. 16	at Islanders	2-7	L
3	Apr. 18	Islanders	3-4	L(OT)
4	Apr. 19	Islanders	3-5	L
5	Apr. 21	at Islanders	4-2	W
6	Apr. 23	Islanders	3-5	L

Islanders Won Division Finals 4-2

1983 PLAYOFFS

GAME	DATE	OPPONENT	SCORE	RESULT
1	Apr. 5	at Philadelphia	5-3	W
2	Apr. 7	at Philadelphia	4-3	W
3	Apr. 9	Philadelphia	9-3	W

NY Rangers Won Division Semifinals 3-0

1	Apr. 14	at Islanders	1-4	L
2	Apr. 15	at Islanders	0-5	L
3	Apr. 17	Islanders	7-6	W
4	Apr. 18	Islanders	3-1	W
5	Apr. 20	at Islanders	2-7	L
6	Apr. 22	Islanders	2-5	L

Islanders Won Division Finals 4-2

1984 PLAYOFFS

GAME	DATE	OPPONENT	SCORE	RESULT
1	Apr. 4	at Islanders	1-4	L
2	Apr. 5	at Islanders	3-0	W
3	Apr. 7	Islanders	7-2	W
4	Apr. 8	Islanders	1-4	L
5	Apr. 10	at Islanders	2-3	L(OT)

Islanders Won Division Semifinals 3-2

1985 PLAYOFFS

GAME	DATE	OPPONENT	SCORE	RESULT
1	Apr. 10	at Philadelphia	4-5	L(OT)
2	Apr. 11	at Philadelphia	1-3	L
3	Apr. 13	Philadelphia	5-6	L

Philadelphia Won Division Semifinals 3-0

1986 PLAYOFFS

GAME	DATE	OPPONENT	SCORE	RESULT
1	Apr. 9	at Philadelphia	6-2	W
2	Apr. 10	at Philadelphia	1-2	L
3	Apr. 12	Philadelphia	5-2	W
4	Apr. 13	Philadelphia	1-7	L
5	Apr. 15	at Philadelphia	5-2	W

NY Rangers Won Division Semifinals 3-2

1	Apr. 17	at Washington	4-3	W(OT)
2	Apr. 19	at Washington	1-8	L
3	Apr. 21	Washington	3-6	L
4	Apr. 23	Washington	6-5	W(OT)
5	Apr. 25	at Washington	4-2	W
6	Apr. 27	Washington	2-1	W

NY Rangers Won Division Finals 4-2

1	May 1	at Canadiens	1-2	L
2	May 3	at Canadiens	2-6	L
3	May 5	Canadiens	3-4	L(OT)
4	May 7	Canadiens	2-0	W
5	May 9	at Canadiens	1-3	L

Canadiens Won Conference Finals 4-1

1987 PLAYOFFS

GAME	DATE	OPPONENT	SCORE	RESULT
1	Apr. 8	at Philadelphia	3-0	W
2	Apr. 9	at Philadelphia	3-8	L
3	Apr. 11	Philadelphia	0-3	L
4	Apr. 12	Philadelphia	6-3	W
5	Apr. 14	at Philadelphia	1-3	L
6	Apr. 16	Philadelphia	0-5	L

Philadelphia Won Division Semifinals 4-2

1988 PLAYOFFS

Did not make playoffs

1989 PLAYOFFS

GAME	DATE	OPPONENT	SCORE	RESULT
1	Apr. 5	at Penguins	1-3	L
2	Apr. 6	at Penguins	4-7	L
3	Apr. 8	Penguins	3-5	L
4	Apr. 9	Penguins	3-4	L

Penguins Won Division Semifinals 4-0

1990 PLAYOFFS

GAME	DATE	OPPONENT	SCORE	RESULT
1	Apr. 5	Islanders	2-1	W
2	Apr. 7	Islanders	5-2	W
3	Apr. 9	at Islanders	3-4	L(2OT)
4	Apr. 11	at Islanders	6-1	W
5	Apr. 13	Islanders	6-5	W

NY Rangers Won Division Semifinals 4-1

1	Apr. 19	Washington	7-3	W
2	Apr. 21	Washington	3-6	L
3	Apr. 23	at Washington	1-7	L
4	Apr. 25	at Washington	3-4	L(OT)
5	Apr. 27	Washington	1-2	L(OT)

Washington Won Division Finals 4-1

1991 PLAYOFFS

GAME	DATE	OPPONENT	SCORE	RESULT
1	Apr. 3	Washington	2-1	W
2	Apr. 5	Washington	0-3	L
3	Apr. 7	at Washington	6-0	W
4	Apr. 9	at Washington	2-3	L
5	Apr. 11	Washington	4-5	L(OT)
6	Apr. 13	at Washington	2-4	L

Washington Won Division Semifinals 4-2

1992 PLAYOFFS

GAME	DATE	OPPONENT	SCORE	RESULT
1	Apr. 19	New Jersey	2-1	W
2	Apr. 21	New Jersey	3-7	L
3	Apr. 23	at New Jersey	1-3	L
4	Apr. 25	at New Jersey	3-0	W
5	Apr. 27	New Jersey	8-5	W
6	Apr. 29	at New Jersey	3-5	L
7	May 1	New Jersey	8-4	W

NY Rangers Won Division Semifinals 4-3

1	May 3	Penguins	2-4	L
2	May 5	Penguins	4-2	W
3	May 7	at Penguins	6-5	W(OT)
4	May 9	at Penguins	4-5	L(OT)
5	May 11	Penguins	2-3	L
6	May 13	at Penguins	1-5	L

Penguins Won Division Finals 4-2

1993 PLAYOFFS

Did not make playoffs

1994 PLAYOFFS

GAME	DATE	OPPONENT	SCORE	RESULT
1	Apr. 17	Islanders	6-0	W
2	Apr. 18	Islanders	6-0	W
3	Apr. 21	at Islanders	5-1	W
4	Apr. 24	at Islanders	5-2	W

NY Rangers Won Conference Quarterfinals 4-0

1	May 1	Washington	6-3	W
2	May 3	Washington	5-2	W
3	May 5	at Washington	3-0	W
4	May 7	at Washington	2-4	L
5	May 9	Washington	4-3	W

NY Rangers Won Conference Semifinals 4-1

1	May 15	New Jersey	3-4	L(2OT)
2	May 17	New Jersey	4-0	W
3	May 19	at New Jersey	3-2	W(2OT)
4	May 21	at New Jersey	1-3	L
5	May 23	New Jersey	1-4	L
6	May 25	at New Jersey	4-2	W
7	May 27	New Jersey	2-1	W(2OT)

NY Rangers Won Conference Finals 4-3

1	May 31	Vancouver	2-3	L(OT)
2	June 2	Vancouver	3-1	W
3	June 4	at Vancouver	5-1	W
4	June 7	at Vancouver	4-2	W
5	June 9	Vancouver	3-6	L
6	June 11	at Vancouver	1-4	L
7	June 14	Vancouver	3-2	W

NY Rangers Won Stanley Cup Finals 4-3

RANGERS PLAYOFF RESULTS GAME-BY-GAME

1995 PLAYOFFS

GAME	DATE	OPPONENT	SCORE	RESULT
1	May 6	at Quebec	4-5	L
2	May 8	at Quebec	8-3	W
3	May 10	Quebec	4-3	W
4	May 12	Quebec	3-2	W(OT)
5	May 14	at Quebec	2-4	L
6	May 16	Quebec	4-2	W

NY Rangers Won Conference Quarterfinals 4-2

1	May 21	at Philadelphia	4-5	L(OT)
2	May 22	at Philadelphia	3-4	L(OT)
3	May 24	Philadelphia	2-5	L
4	May 26	Philadelphia	1-4	L

Philadelphia Won Conference Semifinals 4-0

1996 PLAYOFFS

GAME	DATE	OPPONENT	SCORE	RESULT
1	Apr. 16	Canadiens	2-3	L(OT)
2	Apr. 18	Canadiens	3-5	L
3	Apr. 21	at Canadiens	2-1	W
4	Apr. 23	at Canadiens	4-3	W
5	Apr. 26	Canadiens	3-2	W
6	Apr. 28	at Canadiens	5-3	W

NY Rangers Won Conference Quarterfinals 4-2

1	May 3	at Penguins	3-4	L
2	May 5	at Penguins	6-3	W
3	May 7	Penguins	2-3	L
4	May 9	Penguins	1-4	L
5	May 11	at Penguins	3-7	L

Penguins Won Conference Semifinals 4-1

1997 PLAYOFFS

GAME	DATE	OPPONENT	SCORE	RESULT
1	Apr. 17	at Florida	0-3	L
2	Apr. 20	at Florida	3-0	W
3	Apr. 22	Florida	4-3	W(OT)
4	Apr. 23	Florida	3-2	W
5	Apr. 25	at Florida	3-2	W(OT)

NY Rangers Won Conference Quarterfinals 4-1

1	May 2	at New Jersey	0-2	L
2	May 4	at New Jersey	2-0	W
3	May 6	New Jersey	3-2	W
4	May 8	New Jersey	3-0	W
5	May 11	at New Jersey	2-1	W(OT)

NY Rangers Won Conference Semifinals 4-1

1	May 16	at Philadelphia	1-3	L
2	May 18	at Philadelphia	5-4	W
3	May 20	Philadelphia	3-6	L
4	May 23	Philadelphia	2-3	L
5	May 25	at Philadelphia	2-4	L

Philadelphia Won Conference Finals 4-1

1998 PLAYOFFS

Did not make playoffs

1999 PLAYOFFS

Did not make playoffs

2000 PLAYOFFS

Did not make playoffs

2001 PLAYOFFS

Did not make playoffs

2002 PLAYOFFS

Did not make playoffs

2003 PLAYOFFS

Did not make playoffs

2004 PLAYOFFS

Did not make playoffs

2006 PLAYOFFS

GAME	DATE	OPPONENT	SCORE	RESULT
1	Apr. 22	at New Jersey	1-6	L
2	Apr. 24	at New Jersey	1-4	L
3	Apr. 26	New Jersey	0-3	L
4	Apr. 29	New Jersey	2-4	L

New Jersey Won Conference Quarterfinals 4-0

2007 PLAYOFFS

GAME	DATE	OPPONENT	SCORE	RESULT
1	Apr. 12	at Thrashers	4-3	W
2	Apr. 14	at Thrashers	2-1	W
3	Apr. 17	Thrashers	7-0	W
4	Apr. 18	Thrashers	4-2	W

NY Rangers Won Conference Quarterfinals 4-0

1	Apr. 25	at Buffalo	2-5	L
2	Apr. 27	at Buffalo	2-3	L
3	Apr. 29	Buffalo	2-1	W(2OT)
4	May 1	Buffalo	2-1	W
5	May 4	at Buffalo	1-2	L(OT)
6	May 6	Buffalo	4-5	L

Buffalo Won Conference Semifinals 4-2

2008 PLAYOFFS

GAME	DATE	OPPONENT	SCORE	RESULT
1	Apr. 9	at New Jersey	4-1	W
2	Apr. 11	at New Jersey	2-1	W
3	Apr. 13	New Jersey	3-4	L(OT)
4	Apr. 16	New Jersey	5-3	W
5	Apr. 18	at New Jersey	5-3	W

NY Rangers Won Conference Quarterfinals 4-1

1	Apr. 25	at Penguins	4-5	L
2	Apr. 27	at Penguins	0-2	L
3	Apr. 29	Penguins	3-5	L
4	May 1	Penguins	3-0	W
5	May 4	at Penguins	2-3	L(OT)

Penguins Won Conference Semifinals 4-1

2009 PLAYOFFS

GAME	DATE	OPPONENT	SCORE	RESULT
1	Apr. 15	at Washington	4-3	W
2	Apr. 18	at Washington	1-0	W
3	Apr. 20	Washington	0-4	L
4	Apr. 22	Washington	2-1	W
5	Apr. 24	at Washington	0-4	L
6	Apr. 26	Washington	3-5	L
7	Apr. 28	at Washington	1-2	L

Washington Won Conference Quarterfinals 4-3

2010 PLAYOFFS

Did not make playoffs

2011 PLAYOFFS

GAME	DATE	OPPONENT	SCORE	RESULT
1	Apr. 13	at Washington	1-2	L(OT)
2	Apr. 15	at Washington	0-2	L
3	Apr. 17	Washington	3-2	W
4	Apr. 20	Washington	3-4	L(2OT)
5	Apr. 23	at Washington	1-3	L

Washington Won Conference Quarterfinals 4-1

2012 PLAYOFFS

GAME	DATE	OPPONENT	SCORE	RESULT
1	Apr. 12	Ottawa	4-2	W
2	Apr. 14	Ottawa	2-3	L(OT)
3	Apr. 16	at Ottawa	1-0	W
4	Apr. 18	at Ottawa	2-3	L(OT)
5	Apr. 21	Ottawa	0-2	L
6	Apr. 23	at Ottawa	3-2	W
7	Apr. 26	Ottawa	2-1	W

NY Rangers Won Conference Quarterfinals 4-3

1	Apr. 28	Washington	3-1	W
2	Apr. 30	Washington	2-3	L
3	May 2	at Washington	2-1	W(3OT)
4	May 5	at Washington	2-3	L
5	May 7	Washington	3-2	W(OT)
6	May 9	at Washington	1-2	L
7	May 12	Washington	2-1	W

NY Rangers Won Conference Semifinals 4-3

1	May 14	New Jersey	3-0	W
2	May 16	New Jersey	2-3	L
3	May 19	at New Jersey	3-0	W
4	May 21	at New Jersey	1-4	L
5	May 23	New Jersey	3-5	L
6	May 25	at New Jersey	2-3	L(OT)

New Jersey Won Conference Finals 4-2

RANGERS PLAYOFF RESULTS GAME-BY-GAME

2013 PLAYOFFS

GAME	DATE	OPPONENT	SCORE	RESULT
1	May 2	at Washington	1-3	L
2	May 4	at Washington	0-1	L(OT)
3	May 6	Washington	4-3	W
4	May 8	Washington	4-3	W
5	May 10	at Washington	1-2	L(OT)
6	May 12	Washington	1-0	W
7	May 13	at Washington	5-0	W

NY Rangers Won Conference Quarterfinals 4-3

1	May 16	at Boston	2-3	L(OT)
2	May 19	at Boston	2-5	L
3	May 21	Boston	1-2	L
4	May 23	Boston	4-3	W(OT)
5	May 25	at Boston	1-3	L

Boston Won Conference Semifinals 4-1

2014 PLAYOFFS

GAME	DATE	OPPONENT	SCORE	RESULT
1	Apr. 17	Philadelphia	4-1	W
2	Apr. 20	Philadelphia	2-4	L
3	Apr. 22	at Philadelphia	4-1	W
4	Apr. 25	at Philadelphia	1-2	L
5	Apr. 27	Philadelphia	4-2	W
6	Apr. 29	at Philadelphia	2-5	L
7	Apr. 30	Philadelphia	2-1	W

NY Rangers Won First Round 4-3

1	May 2	at Penguins	3-2	W(OT)
2	May 4	at Penguins	0-3	L
3	May 5	Penguins	0-2	L
4	May 7	Penguins	2-4	L
5	May 9	at Penguins	5-1	W
6	May 11	Penguins	3-1	W
7	May 13	at Penguins	2-1	W

NY Rangers Won Second Round 4-3

1	May 17	at Canadiens	7-2	W
2	May 19	at Canadiens	3-1	W
3	May 22	Canadiens	2-3	L(OT)
4	May 25	Canadiens	3-2	W(OT)
5	May 27	at Canadiens	4-7	L
6	May 29	Canadiens	1-0	W

NY Rangers Won Conference Final 4-2

1	June 4	at Los Angeles	2-3	L(OT)
2	June 7	at Los Angeles	4-5	L(2OT)
3	June 9	Los Angeles	0-3	L
4	June 11	Los Angeles	2-1	W
5	June 13	at Los Angeles	2-3	L(2OT)

Los Angeles Won Stanley Cup Final 4-1

2015 PLAYOFFS

GAME	DATE	OPPONENT	SCORE	RESULT
1	Apr. 16	Penguins	2-1	W
2	Apr. 18	Penguins	3-4	L
3	Apr. 20	at Penguins	2-1	W
4	Apr. 22	at Penguins	2-1	W(OT)
5	Apr. 24	Penguins	2-1	W(OT)

NY Rangers Won First Round 4-1

1	Apr. 30	Washington	1-2	L
2	May 2	Washington	3-2	W
3	May 4	at Washington	0-1	L
4	May 6	at Washington	1-2	L
5	May 8	Washington	2-1	W(OT)
6	May 10	at Washington	4-3	W
7	May 13	Washington	2-1	W(OT)

NY Rangers Won Second Round 4-3

1	May 16	Tampa Bay	2-1	W
2	May 18	Tampa Bay	2-6	L
3	May 20	at Tampa Bay	5-6	L(OT)
4	May 22	at Tampa Bay	5-1	W
5	May 24	Tampa Bay	0-2	L
6	May 26	at Tampa Bay	7-3	W
7	May 29	Tampa Bay	0-2	L

Tampa Bay Won Conference Final 4-3

2016 PLAYOFFS

GAME	DATE	OPPONENT	SCORE	RESULT
1	Apr. 13	at Penguins	2-5	L
2	Apr. 16	at Penguins	4-2	W
3	Apr. 19	Penguins	1-3	L
4	Apr. 21	Penguins	0-5	L
5	Apr. 23	at Penguins	3-6	L

Penguins Won First Round 4-1

2017 PLAYOFFS

GAME	DATE	OPPONENT	SCORE	RESULT
1	Apr. 12	at Canadiens	2-0	W
2	Apr. 14	at Canadiens	3-4	L(OT)
3	Apr. 16	Canadiens	1-3	L
4	Apr. 18	Canadiens	2-1	W
5	Apr. 20	at Canadiens	3-2	W(OT)
6	Apr. 22	Canadiens	3-1	W

NY Rangers Won First Round 4-2

1	Apr. 27	at Ottawa	1-2	L
2	Apr. 29	at Ottawa	5-6	L(2OT)
3	May 2	Ottawa	4-1	W
4	May 4	Ottawa	4-1	W
5	May 6	at Ottawa	4-5	L(OT)
6	May 9	Ottawa	2-4	L

Ottawa Won Second Round 4-2

2018 PLAYOFFS

Did not make playoffs

2019 PLAYOFFS

Did not make playoffs

ALL-TIME PLAYOFF OVERTIME RESULTS

DATE	PLACE	OPPONENT	GAME/SERIES	FINAL SCORE	GOAL SCORER	TIME	SERIES WINNER
4-7-28	Mtl.	Maroons	2/F	2-1	Frank Boucher	7:05	Rangers
3-21-29	MSG	Americans	2/Q	1-0	Butch Keeling	29:50	Rangers
3-26-29	Tor.	Maple Leafs	2/S	2-1	Frank Boucher	2:05	Rangers
3-28-30	Mtl.	Canadiens	1/S	1-2	Gus Rivers	68:20	Canadiens
3-26-32	Mtl.	Canadiens	2/S	4-3	Bun Cook	59:32	Rangers
4-13-33	Tor.	Maple Leafs	4/F	1-0	Bill Cook*	7:33	Rangers
3-25-37	MSG	Maple Leafs	2/Q	2-1	Babe Pratt	13:05	Rangers
3-22-38	MSG	Americans	1/Q	1-2	Johnny Sorrell	21:25	Americans
3-27-38	MSG	Americans	3/Q	2-3	Lorne Carr	60:40	Americans
3-21-39	MSG	Bruins	1/S	1-2	Mel Hill	59:25	Bruins
3-23-39	Bos.	Bruins	2/S	2-3	Mel Hill	8:24	Bruins
3-30-39	Bos.	Bruins	5/S	2-1	Clint Smith	17:19	Bruins
4-2-39	Bos.	Bruins	7/S	1-2	Mel Hill	48:00	Bruins
4-2-40	MSG	Maple Leafs	1/F	2-1	Alf Pike	15:30	Rangers
4-11-40	Tor.	Maple Leafs	5/F	2-1	Muzz Patrick	31:43	Rangers
4-13-40	Tor.	Maple Leafs	6/F	3-2	Bryan Hextall*	2:07	Rangers
3-20-41	Det.	Red Wings	1/Q	1-2	Gus Giesebrecht	12:01	Red Wings
4-4-50	Mtl.	Canadiens	4/S	2-3	Elmer Lach	15:19	Rangers
4-18-50	Det.	Red Wings	4/F	4-3	Don Raleigh	8:34	Red Wings
4-20-50	Det.	Red Wings	5/F	2-1	Don Raleigh	1:38	Red Wings
4-23-50	Det.	Red Wings	7/F	3-4	Pete Babando*	28:31	Red Wings
3-28-57	MSG	Canadiens	2/S	4-3	Andy Hebenton	13:38	Canadiens
4-4-57	Mtl.	Canadiens	5/S	3-4	Maurice Richard	1:11	Canadiens
3-27-58	MSG	Bruins	2/S	3-4	Jerry Toppazzini	4:46	Bruins
4-5-62	Tor.	Maple Leafs	5/S	2-3	Red Kelly	24:23	Maple Leafs
4-13-67	MSG	Canadiens	4/S	1-2	John Ferguson	6:28	Canadiens
4-15-71	Tor.	Maple Leafs	6/Q	2-1	Bob Nevin	9:07	Rangers
4-18-71	Chi.	Black Hawks	1/S	2-1	Pete Stelmowski	1:37	Black Hawks
4-27-71	Chi.	Black Hawks	5/S	2-3	Bobby Hull	6:35	Black Hawks
4-29-71	MSG	Black Hawks	6/S	3-2	Pete Stelmowski	41:29	Black Hawks
4-16-74	Mtl.	Canadiens	5/Q	3-2	Ron Harris	4:07	Rangers
4-28-74	MSG	Flyers	4/S	2-1	Rod Gilbert	4:20	Flyers
4-11-75	MSG	Islanders	3/P	3-4	J.P. Parise	0:11	Islanders
4-13-78	MSG	Sabres	2/P	4-3	Don Murdoch	1:37	Sabres
4-12-79	L.A.	Kings	2/P	2-1	Phil Esposito	6:11	Rangers
4-16-79	Phi.	Flyers	1/Q	2-3	Ken Linseman	0:44	Rangers
4-28-79	Nass.	Islanders	2/S	3-4	Denis Potvin	8:02	Rangers
5-3-79	MSG	Islanders	4/S	2-3	Bob Nystrom	3:40	Rangers
5-19-79	MSG	Canadiens	4/F	3-4	Serge Savard	7:25	Canadiens
4-8-80	MSG	Flames	1/P	2-1	Steve Vickers	0:33	Rangers
4-18-82	MSG	Islanders	3/DF	3-4	Bryan Trottier	3:00	Islanders
4-10-84	Nass.	Islanders	5/DSF	2-3	Ken Morrow	8:56	Islanders
4-10-85	Phi.	Flyers	1/DSF	4-5	Mark Howe	8:01	Flyers
4-17-86	Wsh.	Capitals	1/DF	4-3	Brian MacLellan	1:16	Rangers
4-23-86	MSG	Capitals	4/DF	6-5	Bob Brooke	2:40	Rangers
5-5-86	MSG	Canadiens	3/CF	3-4	Claude Lemieux	9:41	Canadiens

P: Preliminary Round; Q: Quarterfinals; FR: First Round; SR: Second Round; DSF: Division Semifinals; DF: Division Finals; CQF: Conference Quarterfinals; CSF: Conference Semifinals; CF: Conference Finals; S: Semifinals; F: Finals

* Goal decided Stanley Cup.

ALL-TIME PLAYOFF OVERTIME RESULTS

DATE	PLACE	OPPONENT	GAME/SERIES	FINAL SCORE	GOAL SCORER	TIME	SERIES WINNER
4-9-90	Nass.	Islanders	3/DSF	3-4	Brent Sutter	20:59	Rangers
4-25-90	Wsh.	Capitals	4/DF	3-4	Rod Langway	0:34	Capitals
4-27-90	MSG	Capitals	5/DF	1-2	John Druce	6:48	Capitals
4-11-91	MSG	Capitals	5/DSF	4-5	Dino Ciccarelli	6:44	Capitals
5-7-92	Pit.	Penguins	3/DF	6-5	Kris King	1:29	Penguins
5-9-92	Pit.	Penguins	4/DF	4-5	Ron Francis	2:47	Penguins
5-15-94	MSG	Devils	1/CF	3-4	Stephane Richer	35:23	Rangers
5-19-94	N.J.	Devils	3/CF	3-2	Stephane Matteau	26:13	Rangers
5-27-94	MSG	Devils	7/CF	2-1	Stephane Matteau	24:24	Rangers
5-31-94	MSG	Canucks	1/F	2-3	Greg Adams	19:26	Rangers
5-12-95	MSG	Nordiques	4/CQF	3-2	Steve Larmer	8:09	Rangers
5-21-95	Phi.	Flyers	1/CSF	4-5	Eric Desjardins	7:03	Flyers
5-22-95	Phi.	Flyers	2/CSF	3-4	Kevin Haller	0:25	Flyers
4-16-96	MSG	Canadiens	1/CQF	2-3	Vincent Damphousse	5:04	Rangers
4-22-97	MSG	Panthers	3/CQF	4-3	Esa Tikkanen	16:29	Rangers
4-25-97	Fla.	Panthers	5/CQF	3-2	Esa Tikkanen	12:02	Rangers
5-11-97	N.J.	Devils	5/CSF	2-1	Adam Graves	14:08	Rangers
4-29-07	MSG	Sabres	3/CSF	2-1	Michal Rozsival	36:43	Sabres
5-4-07	Buf.	Sabres	5/CSF	1-2	Maxim Afinogenov	4:39	Sabres
4-13-08	MSG	Devils	3/CQF	3-4	John Madden	6:01	Rangers
5-4-08	Pit.	Penguins	5/CSF	2-3	Marian Hossa	7:10	Penguins
4-13-11	Wsh.	Capitals	1/CQF	1-2	Alexander Semin	18:24	Capitals
4-20-11	MSG	Capitals	4/CQF	3-4	Jason Chimera	32:36	Capitals
4-14-12	MSG	Senators	2/CQF	2-3	Chris Neil	1:17	Rangers
4-18-12	Ott.	Senators	4/CQF	2-3	Kyle Turris	2:42	Rangers
5-2-12	Wsh.	Capitals	3/CSF	2-1	Marian Gaborik	54:41	Rangers
5-7-12	MSG	Capitals	5/CSF	3-2	Marc Staal	1:35	Rangers
5-25-12	N.J.	Devils	6/CF	2-3	Adam Henrique	1:03	Devils
5-4-13	Wsh.	Capitals	2/CQF	0-1	Mike Green	8:00	Rangers
5-10-13	Wsh.	Capitals	5/CQF	1-2	Mike Ribeiro	9:24	Rangers
5-16-13	Bos.	Bruins	1/CSF	2-3	Brad Marchand	15:40	Bruins
5-23-13	MSG	Bruins	4/CSF	4-3	Chris Kreider	7:03	Bruins
5-2-14	Pit.	Penguins	1/SR	3-2	Derick Brassard	3:06	Rangers
5-22-14	MSG	Canadiens	3/CF	2-3	Alex Galchenyuk	1:12	Rangers
5-25-14	MSG	Canadiens	4/CF	3-2	Martin St. Louis	6:02	Rangers
6-4-14	L.A.	Kings	1/F	2-3	Justin Williams	4:36	Kings
6-7-14	L.A.	Kings	2/F	4-5	Dustin Brown	30:26	Kings
6-13-14	L.A.	Kings	5/F	2-3	Alec Martinez*	34:43	Kings
4-22-15	Pit.	Penguins	4/FR	2-1	Kevin Hayes	3:14	Rangers
4-24-15	MSG	Penguins	5/FR	2-1	Carl Hagelin	10:52	Rangers
5-8-15	MSG	Capitals	5/SR	2-1	Ryan McDonagh	9:37	Rangers
5-13-15	MSG	Capitals	7/SR	2-1	Derek Stepan	11:24	Rangers
5-20-15	T.B.	Lightning	3/CF	5-6	Nikita Kucherov	3:33	Lightning
4-14-17	Mtl.	Canadiens	2/FR	3-4	Alexander Radulov	18:34	Rangers
4-20-17	Mtl.	Canadiens	5/FR	3-2	Mika Zibanejad	14:22	Rangers
4-29-17	Ott.	Senators	2/SR	5-6	Jean-Gabriel Pageau	22:54	Senators
5-6-17	Ott.	Senators	5/SR	4-5	Kyle Turris	6:28	Senators

P: Preliminary Round; Q: Quarterfinals; FR: First Round; SR: Second Round; DSF: Division Semifinals; DF: Division Finals; CQF: Conference Quarterfinals; CSF: Conference Semifinals; CF: Conference Finals; S: Semifinals; F: Finals

* Goal decided Stanley Cup.

ALL-TIME PLAYOFF SCORING LIST

	NAME & POSITION	GP	G	A	PTS	PIM
1	Brian Leetch (D)	82	28	61	89	30
2	Mark Messier (C)	70	29	51	80	69
3	Rod Gilbert (RW)	79	34	33	67	43
4	Don Maloney (LW)	85	22	35	57	91
5	Walt Tkaczuk (C)	93	19	32	51	119
6	Steve Vickers (LW)	68	24	25	49	58
7	Derek Stepan (C)	97	19	30	49	24
8	Ron Greschner (D)	84	17	32	49	106
9	Ron Duguay (C)	69	28	19	47	103
10	Anders Hedberg (RW)	58	22	24	46	31
11	Adam Graves (LW)	68	28	16	44	70
12	Brad Park (D)	64	12	32	44	129
13	Derick Brassard (C)	59	18	26	44	30
14	Jean Ratelle (C)	65	9	33	42	12
15	Vic Hadfield (LW)	62	22	19	41	106
16	Ryan McDonagh (D)	96	10	31	41	49
17	Alex Kovalev (RW)	44	16	23	39	42
18	Rick Nash (RW)	73	14	24	38	20
19	Chris Kreider (LW)	77	23	14	37	58
20	Pete Stelmowski (C)	55	18	18	36	75
21	Frank Boucher (C)	54	16	20	36	12
22	Bill Fairbairn (RW)	51	13	21	34	42
23	Dan Girardi (D)	122	6	27	33	36
24	Barry Beck (D)	49	10	22	32	77
25	Mats Zuccarello (RW)	60	11	20	31	46
26	Bobby Rousseau (RW)	38	9	22	31	15
27	James Patrick (D)	63	5	26	31	62
28	Sergei Zubov (D)	32	8	22	30	2
29	Brad Richards (C)	55	12	16	28	14
30	Ted Irvine (LW)	60	10	18	28	102
31	Reijo Ruotsalainen (D)	43	11	16	27	22
32	Phil Esposito (C)	30	11	16	27	33
33	Jaromir Jagr (RW)	23	10	17	27	26
34	Phil Watson (RW)	45	7	20	27	51
35	Mike Gartner (RW)	29	14	12	26	16
36	Pierre Larouche (C)	27	14	12	26	6
37	Carl Hagelin (LW)	73	12	14	26	39
38	Neil Colville (C)	45	7	19	26	32
39	Ryan Callahan (RW)	59	14	10	24	38
40	Bill Cook (RW)	46	13	11	24	70
41	Alex Shibicky (RW)	39	12	12	24	12
42	Bruce MacGregor (C)	51	10	14	24	10
43	Dave Maloney (D)	48	7	17	24	91
44	Mark Pavelich (C)	23	7	17	24	14
45	Eddie Johnstone (RW)	53	13	10	23	83
46	Butch Keeling (LW)	47	12	11	23	34
47	Cecil Dillon (RW)	38	13	9	22	14
48	Martin St. Louis (RW)	44	9	13	22	6
49	Ulf Nilsson (C)	25	8	14	22	27
50	Sergei Nemchinov (LW)	52	7	15	22	18
51	Dale Rolfe (D)	50	5	17	22	59

ALL-TIME PLAYOFF LEADERS

GAMES PLAYED	
PLAYER	TOTAL
Dan Girardi (D)	122
Marc Staal (D)	104
Derek Stepan (C)	97
Ryan McDonagh (D)	96
Walt Tkaczuk (C)	93
Don Maloney (LW)	85
Ron Greschner (D)	84
Brian Leetch (D)	82
Rod Gilbert (RW)	79
Chris Kreider (LW)	77
Carl Hagelin (LW)	73
Rick Nash (RW)	73
Mark Messier (C)	70
Jeff Beukeboom (D)	70
Ron Duguay (C)	69

GOALS	
Rod Gilbert (RW)	34
Mark Messier (C)	29
Adam Graves (LW)	28
Ron Duguay (C)	28
Brian Leetch (D)	28
Steve Vickers (LW)	24
Chris Kreider (LW)	23
Anders Hedberg (RW)	22
Vic Hadfield (LW)	22
Don Maloney (LW)	22
Walt Tkaczuk (C)	19
Derek Stepan (C)	19
Pete Stenkowski (C)	18
Derick Brassard (C)	18
Ron Greschner (D)	17

ASSISTS	
Brian Leetch (D)	61
Mark Messier (C)	51
Don Maloney (LW)	35
Jean Ratelle (C)	33
Rod Gilbert (RW)	33
Brad Park (D)	32
Ron Greschner (D)	32
Walt Tkaczuk (C)	32
Ryan McDonagh (D)	31
Derek Stepan (C)	30
Dan Girardi (D)	27
James Patrick (D)	26
Derick Brassard (C)	26
Steve Vickers (LW)	25
Anders Hedberg (RW)	24
Rick Nash (RW)	24

PENALTY MINUTES	
Ching Johnson (D)	150
Jeff Beukeboom (D)	147
Ed Hospodar (D)	135
Brad Park (D)	129
Walt Tkaczuk (C)	119
Ron Greschner (D)	106
Vic Hadfield (LW)	106
Ron Duguay (C)	103
Ted Irvine (LW)	102
Troy Mallette (LW)	99
Mark Hardy (D)	94
Mike Allison (RW)	92
Don Maloney (LW)	91
Dave Maloney (D)	91
Joey Kocur (RW)	84
Eddie Johnstone (RW)	83
Kris King (LW)	80

GOALS BY A DEFENSEMAN	
PLAYER	TOTAL
Brian Leetch	28
Ron Greschner	17
Brad Park	12
Reijo Ruotsalainen	11
Barry Beck	10
Ryan McDonagh	10
Babe Pratt	9
Sergei Zubov	8
Dave Maloney	7
Dan Girardi	6
Marc Staal	6
Ott Heller	6

ASSISTS BY A DEFENSEMAN	
Brian Leetch	61
Brad Park	32
Ron Greschner	32
Ryan McDonagh	31
Dan Girardi	27
James Patrick	26
Barry Beck	22
Sergei Zubov	22

POINTS BY A DEFENSEMAN	
Brian Leetch	89
Ron Greschner	49
Brad Park	44
Ryan McDonagh	41
Dan Girardi	33
Barry Beck	32
James Patrick	31
Sergei Zubov	30
Reijo Ruotsalainen	27
Dave Maloney	24
Dale Rolfe	22
Carol Vadnais	21

WINS	
Henrik Lundqvist	61
Mike Richter	41
Ed Giacomin	29
Dave Kerr	17
John Davidson	16
John Vanbiesbrouck	13
Ed Mio	9
Chuck Rayner	9
John Ross Roach	9
Steve Baker	7
Andy Aitkenhead	6
Gilles Villeneuve	5
Gump Worsley	5

SHUTOUTS	
Henrik Lundqvist	10
Mike Richter	9
Dave Kerr	7
John Ross Roach	5
Andy Aitkenhead	3
Lorne Chabot	2
John Vanbiesbrouck	2

APPEARANCES	
Henrik Lundqvist	128
Mike Richter	76
Ed Giacomin	65
John Vanbiesbrouck	38
Dave Kerr	32
John Davidson	30
John Ross Roach	21

SINGLE-SEASON PLAYOFF LEADERS

GOALS		
PLAYER	YEAR	TOTAL
Mark Messier	1993-94	12
Brian Leetch	1993-94	11
Adam Graves	1993-94	10
Wayne Gretzky	1996-97	10
Steve Larmer	1993-94	9
Alex Kovalev	1993-94	9
Esa Tikkanen	1996-97	9
Derrick Brassard	2014-15	9
Cecil Dillon	1932-33	8
Vic Hadfield	1970-71	8
Phil Esposito	1978-79	8
Ron Duguay	1980-81	8
Anders Hedberg	1980-81	8
Ulf Nilsson	1980-81	8
Pierre Larouche	1985-86	8
Mike Gartner	1991-92	8
Martin St. Louis	2013-14	8

ASSISTS		
Brian Leetch	1993-94	23
Mark Messier	1993-94	18
Sergei Zubov	1993-94	14
Don Maloney	1978-79	13
Ryan McDonagh	2013-14	13
Phil Esposito	1978-79	12
Alex Kovalev	1993-94	12
Bobby Rousseau	1971-72	11
Mike McEwen	1978-79	11
Brian Leetch	1991-92	11
Mark Messier	1994-95	10
Wayne Gretzky	1996-97	10
Jaromir Jagr	2007-08	10
Derrick Brassard	2012-13	10
Derek Stepan	2013-14	10

POINTS		
Brian Leetch	1993-94	34
Mark Messier	1993-94	30
Alex Kovalev	1993-94	21
Don Maloney	1978-79	20
Phil Esposito	1978-79	20
Wayne Gretzky	1996-97	20
Sergei Zubov	1993-94	19
Bobby Rousseau	1971-72	17
Ron Duguay	1980-81	17
Pierre Larouche	1985-86	17
Adam Graves	1993-94	17
Ryan McDonagh	2013-14	17

PENALTY MINUTES		
Ed Hospodar	1980-81	93
Troy Mallette	1989-90	81
Chris Kotsopoulos	1980-81	63
Jeff Beukeboom	1993-94	50
Jeff Beukeboom	1991-92	47
Ching Johnson	1927-28	46
Vic Hadfield	1970-71	46
Gary Doak	1971-72	46
Larry Melnyk	1985-86	46
Dave Maloney	1978-79	45
Wilf Paiement	1985-86	45

POWER PLAY GOALS		
Adam Graves	1995-96	6
Alex Kovalev	1993-94	5
Rod Gilbert	1971-72	4
Ron Greschner	1978-79	4
Robbie Florek	1981-82	4
Pierre Larouche	1985-86	4
Wilf Paiement	1985-86	4
Mike Gartner	1989-90	4
Brian Leetch	1993-94	4

SHORTHANDED GOALS		
Cecil Dillon	1932-33	3
Mac Colville	1939-40	2
Bob Brooke	1985-86	2
Mark Messier	1991-92	2
Carl Hagelin	2013-14	2

GOALS BY A ROOKIE		
Don Maloney	1978-79	7
Mike Ridley	1985-86	6
Steve Vickers	1972-73	5
Lance Nethery	1980-81	5
Chris Kreider	2011-12	5
Chris Kreider	2013-14	5
Reijo Ruotsalainen	1981-82	4
Niklas Sundstrom	1995-96	4
Brandon Dubinsky	2007-08	4
Brady Skjei	2016-17	4

POINTS BY A ROOKIE		
PLAYER	YEAR	TOTAL
Don Maloney	1978-79	20
Mike Ridley	1985-86	14
Chris Kreider	2013-14	13
Steve Vickers	1972-73	9
Reijo Ruotsalainen	1981-82	9
Tony Amonte	1991-92	9
Lance Nethery	1980-81	8
Peter Wallin	1980-81	8
Brandon Dubinsky	2007-08	8
Mikko Leinonen	1981-82	7
Kelly Miller	1985-86	7
Darren Turcotte	1989-90	7
Niklas Sundstrom	1995-96	7
Chris Kreider	2011-12	7
Kevin Hayes	2014-15	7

GOALS BY A DEFENSEMAN		
Brian Leetch	1993-94	11
Ron Greschner	1978-79	7
Brian Leetch	1994-95	6
Barry Beck	1980-81	5
Sergei Zubov	1993-94	5
Brad Park	1971-72	4
Dale Rolfe	1971-72	4
Brad Park	1973-74	4
Ron Greschner	1980-81	4
Reijo Ruotsalainen	1981-82	4
Reijo Ruotsalainen	1982-83	4
Brian Leetch	1991-92	4
Ryan McDonagh	2013-14	4
Brady Skjei	2016-17	4

POINTS BY A DEFENSEMAN		
Brian Leetch	1993-94	34
Sergei Zubov	1993-94	19
Ryan McDonagh	2013-14	17
Brian Leetch	1991-92	15
Brian Leetch	1994-95	14
Mike McEwen	1978-79	13
Barry Beck	1980-81	13
Brad Park	1973-74	12
Ron Greschner	1978-79	12
Ron Greschner	1980-81	12
Dan Girardi	2011-12	12
Brad Park	1971-72	11
Carol Vadnais	1978-79	11
James Patrick	1989-90	11
Sergei Zubov	1994-95	11
Keith Yandle	2014-15	11

WINS		
Mike Richter	1993-94	16
Henrik Lundqvist	2013-14	13
John Davidson	1978-79	11
Henrik Lundqvist	2014-15	11
Henrik Lundqvist	2011-12	10
Mike Richter	1996-97	9
Dave Kerr	1939-40	8
John Vanbiesbrouck	1985-86	8
Chuck Rayner	1949-50	7
Ed Giacomin	1970-71	7
Ed Giacomin	1973-74	7
Steve Baker	1980-81	7
Andy Aitkenhead	1932-33	6
Dave Kerr	1936-37	6
Ed Giacomin	1971-72	6
Henrik Lundqvist	2006-07	6
Henrik Lundqvist	2016-17	6

SHUTOUTS		
Dave Kerr	1936-37	4
Mike Richter	1993-94	4
John Ross Roach	1928-29	3
Dave Kerr	1939-40	3
Mike Richter	1996-97	3
Henrik Lundqvist	2011-12	3

APPEARANCES		
Henrik Lundqvist	2013-14	25
Mike Richter	1993-94	23
Henrik Lundqvist	2011-12	20
Henrik Lundqvist	2014-15	19
John Davidson	1978-79	18
John Vanbiesbrouck	1985-86	16
Mike Richter	1996-97	15
Steve Baker	1980-81	14
Ed Giacomin	1973-74	13
Dave Kerr	1939-40	12
Chuck Rayner	1949-50	12
Ed Giacomin	1970-71	12
Henrik Lundqvist	2012-13	12
Henrik Lundqvist	2016-17	12
Mike Richter	1995-96	11

STANLEY CUP WINNING GOALS

BY RANGERS		
YEAR	PLAYER, OPPONENT	LOCATION
1928	Frank Boucher vs. Montreal Maroons	at Montreal
1933	Bill Cook vs. Toronto Maple Leafs	at Toronto
1940	Bryan Hextall vs. Toronto Maple Leafs	at Toronto
1994	Mark Messier vs. Vancouver Canucks	at Madison Square Garden

AGAINST RANGERS		
YEAR	PLAYER, TEAM	LOCATION
1929	Bill Carson — Boston Bruins	at Madison Square Garden
1932	Ace Bailey — Toronto Maple Leafs	at Toronto
1937	Marty Barry — Detroit Red Wings	at Detroit
1950	Pete Babando — Detroit Red Wings	at Detroit
1972	Bobby Orr — Boston Bruins	at Madison Square Garden
1979	Jacques Lemaire — Montreal Canadiens	at Montreal
2014	Alec Martinez – Los Angeles Kings	at Los Angeles

ALL-TIME PLAYOFF HAT TRICKS

Frank Boucher	vs. Toronto, 4/9/32 at Toronto, Finals Game 3, 6-4 Maple Leafs, Opposing Goalie: Lorne Chabot.
Bryan Hextall	vs. Toronto, 4/3/40 at New York, Finals Game 2, 6-2 Rangers, Opposing Goalie: Turk Broda.
Pentti Lund	vs. Montreal, 4/2/50 at New York, Semifinals Game 3, 4-1 Rangers, Opposing Goalie: Bill Durnan.
Vic Hadfield	vs. Chicago, 4/22/71 at New York, Semifinals Game 3, 4-1 Rangers, Opposing Goalie: Tony Esposito.
Steve Vickers	vs. Boston, 4/10/73 at Boston, Quarterfinals Game 5, 6-3 Rangers, Opposing Goalies: Ross Brooks & Eddie Johnston.
Ron Duguay	vs. Philadelphia, 4/20/80 at New York, Quarterfinals Game 4, 4-2 Rangers, Opposing Goalie: Pete Peeters.
Mike Gartner	vs. Islanders, 4/13/90 at New York, Division Semifinals Game 5, 6-5 Rangers, Opposing Goalies: Mark Fitzpatrick and Glenn Healy.
Bernie Nicholls	vs. Washington, 4/19/90 at New York, Division Finals Game 1, 7-3 Rangers, Opposing Goalie: Mike Liut.
Mike Gartner	vs. New Jersey, 4/27/92 at New York, Division Semifinals Game 5, 8-5 Rangers, Opposing Goalie: Chris Terrerri.
Mark Messier	vs. New Jersey, 5/25/94 at New Jersey, Conference Finals Game 6, 4-2 Rangers, Opposing Goalie: Martin Brodeur (Empty Net).
Brian Leetch	vs. Philadelphia, 5/22/95 at Philadelphia, Conference Semifinals Game 2, 4-3 Flyers, Opposing Goalie: Ron Hextall.
Wayne Gretzky	vs. Florida, 4/23/97 at New York, Conference Quarterfinals Game 4, 3-2 Rangers, Opposing Goalie: John Vanbiesbrouck.
Wayne Gretzky	vs. Philadelphia, 5/18/97 at Philadelphia, Conference Finals Game 2, 5-4 Rangers, Opposing Goalie: Garth Snow.
Michael Nylander	vs. Atlanta, 4/17/07 at New York, Conference Quarterfinals Game 3, 7-0 Rangers, Opposing Goalie: Kari Lehtonen.
Derick Brassard	vs. Tampa Bay, 5/26/15 at Tampa Bay, Conference Final Game 6, 7-3 Rangers, Opposing Goalie: Ben Bishop (Empty Net).

ALL-TIME PLAYOFF HAT TRICKS AGAINST

Busher Jackson	4/5/32 at New York, Finals Game 1, 6-4 Maple Leafs, Goalie: John Ross Roach.
Maurice Richard	3/20/56 at Montreal, Semifinals Game 1, 7-1 Canadiens, Goalie: Gump Worsley.
Bernie Geoffrion	3/30/57 at Montreal, Semifinals Game 3, 8-3 Canadiens, Goalie: Gump Worsley.
Jerry Toppazzini	4/5/58 at Boston, Semifinals Game 6, 8-2 Boston, Goalie: Gump Worsley.
Phil Esposito	4/8/70 at Boston, Quarterfinals Game 1, 8-2 Boston, Goalie: Ed Giacomin.
Ken Hodge	4/30/72 at Boston, Finals Game 1, 6-5 Boston, Goalie: Ed Giacomin.
Yvan Cournoyer	4/11/74 at Montreal, Quarterfinals Game 2, 4-1 Canadiens, Goalie: Ed Giacomin.
Duane Sutter	4/15/83 at Long Island, Division Finals Game 2, 5-0 Islanders, Goalie: Glen Hanlon.
Tim Kerr	4/13/85 at New York, Division Semifinals Game 3, 6-5 Flyers, Goalie: Glen Hanlon.
Peter Zezel	4/13/86 at New York, Division Semifinals Game 4, 7-1 Flyers, Goalie: John Vanbiesbrouck.
John Druce	4/21/90 at New York, Division Finals Game 2, 6-3 Capitals, Goalie: John Vanbiesbrouck (Empty Net).
Ron Francis	5/9/92 at Pittsburgh, Division Finals Game 4, 5-4 Penguins, Goalies: John Vanbiesbrouck & Mike Richter.
Joe Sakic	5/6/95 at Quebec, Conference Quarterfinals Game 1, 5-4 Nordiques, Goalie: Mike Richter.
John LeClair	5/21/95 at Philadelphia, Conference Semifinals Game 1, 5-4 Flyers, Goalie: Mike Richter.
Jaromir Jagr	5/11/96 at Pittsburgh, Conference Semifinals Game 5, 7-3 Penguins, Goalie: Mike Richter.
Mario Lemieux	5/11/96 at Pittsburgh, Conference Semifinals Game 5, 7-3 Penguins, Goalie: Mike Richter.
Eric Lindros	5/20/97 at New York, Conference Finals Game 3, 6-3 Flyers, Goalie: Mike Richter (Empty Net).
John Madden	4/24/06 at New Jersey, Conference Quarterfinals Game 2, 4-1 Devils, Goalie: Kevin Weekes.
Wayne Simmonds	4/29/14 at Philadelphia, First Round Game 6, 5-2 Flyers, Goalie: Henrik Lundqvist.
Rene Bourque	5/27/14 at Montreal, Conference Final Game 5, 7-4 Canadiens, Goalies: Henrik Lundqvist & Cam Talbot.
Tyler Johnson	5/18/15 at New York, Conference Final Game 2, 6-2 Lightning, Goalie: Henrik Lundqvist.
Patric Hornqvist	4/13/16 at Pittsburgh, First Round Game 1, 5-2 Penguins, Goalies: Henrik Lundqvist & Antti Raanta (Empty Net).
Jean-Gabriel Pageau	4/29/17 at Ottawa, Second Round Game 2, 6-5 Senators, Goalie: Henrik Lundqvist.

RANGERS YEAR-BY-YEAR PLAYOFF SCORING

1926-27	GP	G	A	PTS	PIM
Bill Cook	2	1	0	1	10
Taffy Abel	2	0	1	1	8
Frank Boucher	2	0	0	0	4
Leo Bourgeault	2	0	0	0	4
Stan Brown	2	0	0	0	0
Lorne Chabot	2	0	0	0	0
Bun Cook	2	0	0	0	6
Ching Johnson	2	0	0	0	8
Reg Mackey	1	0	0	0	0
Murray Murdoch	2	0	0	0	0
Paul Thompson	2	0	0	0	0

1927-28	GP	G	A	PTS	PIM
Frank Boucher	9	7	3	10	2
Bill Cook	9	2	3	5	26
Bun Cook	9	2	1	3	10
Murray Murdoch	9	2	1	3	12
Ching Johnson	9	1	1	2	46
Taffy Abel	9	1	0	1	16
Alex Gray	9	1	0	1	0
Leo Bourgeault	9	0	0	0	8
Bill Boyd	9	0	0	0	0
Patsy Callighen	9	0	0	0	0
Lorne Chabot	6	0	0	0	0
Joe Miller	3	0	0	0	0
Lester Patrick	1	0	0	0	0
Paul Thompson	8	0	0	0	32

1928-29	GP	G	A	PTS	PIM
Butch Keeling	6	3	0	3	2
Paul Thompson	6	0	2	2	4
Frank Boucher	6	1	0	1	0
Bun Cook	6	1	0	1	12
Taffy Abel	6	0	0	0	8
Leo Bourgeault	6	0	0	0	0
Gerry Carson	5	0	0	0	0
Bill Cook	6	0	0	0	6
Ching Johnson	6	0	0	0	26
Murray Murdoch	6	0	0	0	2
Russell Oatman	4	0	0	0	0
John Ross Roach	6	0	0	0	0
Sparky Vail	6	0	0	0	2

1929-30	GP	G	A	PTS	PIM
Murray Murdoch	4	3	0	3	6
Butch Keeling	4	0	3	3	8
Bun Cook	4	2	0	2	2
Frank Boucher	3	1	1	2	0
Leo Bourgeault	3	1	1	2	6
Bill Cook	4	0	1	1	11
Leroy Goldsworthy	4	0	0	0	2
Ching Johnson	4	0	0	0	14
Leo Quenneville	3	0	0	0	0
Bill Regan	4	0	0	0	0
Leo Reise	4	0	0	0	16
John Ross Roach	4	0	0	0	0
Ralph Taylor	4	0	0	0	10
Paul Thompson	4	0	0	0	2
Sparky Vail	4	0	0	0	0

1930-31	GP	G	A	PTS	PIM
Bill Cook	4	3	0	3	2
Paul Thompson	4	3	0	3	0
Butch Keeling	4	1	1	2	0
Frank Boucher	4	0	2	2	0
Murray Murdoch	4	0	2	2	0
Ching Johnson	4	1	0	1	10
Cecil Dillon	4	0	1	1	2
Bun Cook	4	0	0	0	11
Joe Jerwa	4	0	0	0	8
Bud Maracle	4	0	0	0	0
Frank Peters	4	0	0	0	2
Bill Regan	4	0	0	0	2
John Ross Roach	4	0	0	0	0

1931-32	GP	G	A	PTS	PIM
Frank Boucher	7	3	6	9	0
Bun Cook	7	6	2	8	12
Bill Cook	7	3	3	6	2
Ott Heller	7	3	1	4	8
Cecil Dillon	7	2	1	3	4
Butch Keeling	7	2	1	3	12
Earl Seibert	7	1	2	3	14
Ching Johnson	7	2	0	2	24
Murray Murdoch	7	0	2	2	2

1931-32 (CONT'D)	GP	G	A	PTS	PIM
Doug Brennan	7	1	0	1	10
Art Somers	7	0	1	1	8
Vic Desjardins	7	0	0	0	0
Dutch Gainer	7	0	0	0	2
Hib Milks	7	0	0	0	0
John Ross Roach	7	0	0	0	0

1932-33	GP	G	A	PTS	PIM
Cecil Dillon	8	8	2	10	6
Murray Murdoch	8	2	4	6	2
Bill Cook	8	3	2	5	4
Art Somers	8	1	4	5	8
Frank Boucher	8	2	2	4	6
Ott Heller	8	3	0	3	10
Butch Keeling	8	1	2	3	8
Bun Cook	8	2	0	2	4
Oscar Asmundson	8	0	2	2	4
Ching Johnson	8	1	0	1	12
Earl Seibert	8	1	0	1	16
Babe Siebert	8	1	0	1	12
Andy Aitkenhead	8	0	0	0	0
Doug Brennan	8	0	0	0	11
Gord Pettinger	8	0	0	0	0

1933-34	GP	G	A	PTS	PIM
Vic Ripley	2	1	0	1	4
Cecil Dillon	2	0	1	1	2
Andy Aitkenhead	2	0	0	0	0
Frank Boucher	2	0	0	0	0
Doug Brennan	1	0	0	0	0
Bill Cook	2	0	0	0	2
Bun Cook	2	0	0	0	2
Danny Cox	2	0	0	0	0
Duke Dukowski	2	0	0	0	0
Ott Heller	2	0	0	0	0
Ching Johnson	2	0	0	0	4
Butch Keeling	2	0	0	0	0
Murray Murdoch	2	0	0	0	0
Earl Seibert	2	0	0	0	4
Art Somers	2	0	0	0	0

1934-35	GP	G	A	PTS	PIM
Lynn Patrick	4	2	2	4	0
Cecil Dillon	4	2	1	3	0
Butch Keeling	4	2	1	3	0
Bill Cook	4	1	2	3	7
Frank Boucher	4	0	3	3	0
Bun Cook	4	2	0	2	0
Murray Murdoch	4	0	2	2	4
Bert Connelly	4	1	0	1	0
Ott Heller	4	0	1	1	4
Charlie Mason	4	0	1	1	0
Ching Johnson	3	0	0	0	2
Dave Kerr	4	0	0	0	0
Bill MacKenzie	3	0	0	0	0
Earl Seibert	4	0	0	0	6
Art Somers	2	0	0	0	2
Harold Starr	4	0	0	0	2

1936-37	GP	G	A	PTS	PIM
Neil Colville	9	3	3	6	0
Butch Keeling	9	3	2	5	2
Frank Boucher	9	2	3	5	0
Alex Shibicky	9	1	4	5	0
Babe Pratt	9	3	1	4	11
Lynn Patrick	9	3	0	3	2
Mac Colville	9	1	2	3	2
Art Coulter	9	0	3	3	15
Cecil Dillon	9	0	3	3	0
Joe Cooper	9	1	1	2	12
Murray Murdoch	9	1	1	2	0
Phil Watson	9	0	2	2	9
Ching Johnson	9	0	1	1	4
Ott Heller	9	0	0	0	11
Dave Kerr	9	0	0	0	0

1937-38	GP	G	A	PTS	PIM
Bryan Hextall	3	2	0	2	0
Alex Shibicky	3	2	0	2	2
Clint Smith	3	2	0	2	0
Mac Colville	3	0	2	2	0
Phil Watson	3	0	2	2	0
Cecil Dillon	3	1	0	1	0
Neil Colville	2	0	1	1	0
Ott Heller	3	0	1	1	2

RANGERS YEAR-BY-YEAR PLAYOFF SCORING

1937-38 (CONT'D)	GP	G	A	PTS	PIM
Butch Keeling	3	0	1	1	2
Lynn Patrick	3	0	1	1	0
Joe Cooper	3	0	0	0	4
Dutch Hillier	1	0	0	0	0
Dave Kerr	3	0	0	0	0
Larry Molyneaux	3	0	0	0	8
Muzz Patrick	3	0	0	0	4
Babe Pratt	2	0	0	0	2

1938-39	GP	G	A	PTS	PIM
Alex Shibicky	7	3	1	4	2
Mac Colville	7	1	2	3	4
Babe Pratt	7	1	2	3	11
Clint Smith	7	1	2	3	0
Bill Carse	6	1	1	2	0
Art Coulter	7	1	1	2	6
Lynn Patrick	7	1	1	2	0
Phil Watson	7	1	1	2	7
Neil Colville	7	0	2	2	2
Dutch Hillier	7	1	0	1	7
Muzz Patrick	7	1	0	1	17
Ott Heller	7	0	1	1	10
Bryan Hextall	7	0	1	1	4
George Allen	7	0	0	0	4
Cecil Dillon	1	0	0	0	0
Bert Gardiner	6	0	0	0	0
Dave Kerr	1	0	0	0	0
Larry Molyneaux	7	0	0	0	0

1939-40	GP	G	A	PTS	PIM
Phil Watson	12	3	6	9	16
Neil Colville	12	2	7	9	18
Bryan Hextall	12	4	3	7	11
Alex Shibicky	11	2	5	7	4
Dutch Hillier	12	2	4	6	0
Mac Colville	12	3	2	5	6
Alf Pike	12	3	1	4	6
Babe Pratt	12	3	1	4	18
Lynn Patrick	12	2	2	4	4
Clint Smith	11	1	3	4	2
Muzz Patrick	12	3	0	3	13
Ott Heller	12	0	3	3	12
Kilby MacDonald	12	0	2	2	4
Art Coulter	12	1	0	1	21
Dave Kerr	12	0	0	0	0
Stan Smith	1	0	0	0	0

1940-41	GP	G	A	PTS	PIM
Mac Colville	3	1	1	2	2
Neil Colville	3	1	1	2	0
Babe Pratt	3	1	1	2	6
Phil Watson	3	0	2	2	9
Kilby MacDonald	3	1	0	1	0
Lynn Patrick	3	1	0	1	14
Alex Shibicky	3	1	0	1	2
Ott Heller	3	0	1	1	4
Bryan Hextall	3	0	1	1	0
Alf Pike	3	0	1	1	2
Art Coulter	3	0	0	0	14
Dutch Hillier	3	0	0	0	0
Dave Kerr	3	0	0	0	0
Muzz Patrick	3	0	0	0	2
Clint Smith	3	0	0	0	0

1941-42	GP	G	A	PTS	PIM
Alex Shibicky	6	3	2	5	2
Phil Watson	6	1	4	5	8
Neil Colville	6	0	5	5	6
Mac Colville	6	3	1	4	0
Babe Pratt	6	1	3	4	24
Bryan Hextall	6	1	1	2	4
Alan Kuntz	6	1	0	1	2
Lynn Patrick	6	1	0	1	0
Alf Pike	6	1	0	1	4
Art Coulter	6	0	1	1	4
Bill Juzda	6	0	1	1	4
Grant Warwick	6	0	1	1	2
Ott Heller	6	0	0	0	0
Jim Henry	6	0	0	0	0
Hub Macey	1	0	0	0	0
Clint Smith	5	0	0	0	0

1947-48	GP	G	A	PTS	PIM
Tony Leswick	6	3	2	5	18
Phil Watson	5	2	3	5	2

1947-48 (CONT'D)	GP	G	A	PTS	PIM
Edgar Laprade	6	1	4	5	0
Buddy O'Connor	6	1	4	5	0
Bryan Hextall	6	1	3	4	0
Don Raleigh	6	2	0	2	2
Neil Colville	6	1	0	1	6
Eddie Kullman	6	1	0	1	2
Dunc Fisher	1	0	1	1	0
Nick Mickoski	2	0	1	1	0
Fred Shero	6	0	1	1	6
Buck Davies	1	0	0	0	0
Frank Eddolls	2	0	0	0	0
Cal Gardner	5	0	0	0	0
Bill Juzda	6	0	0	0	9
Jean-Paul Lamirande	6	0	0	0	4
Jack Lancien	2	0	0	0	2
Bill Moe	1	0	0	0	0
Chuck Rayner	6	0	0	0	0
Ed Slowinski	4	0	0	0	0
Rene Trudell	5	0	0	0	2

1949-50	GP	G	A	PTS	PIM
Pentti Lund	12	6	5	11	0
Don Raleigh	12	4	5	9	4
Edgar Laprade	12	3	5	8	4
Ed Slowinski	12	2	6	8	6
Allan Stanley	12	2	5	7	10
Buddy O'Connor	12	4	2	6	4
Dunc Fisher	12	3	3	6	14
Tony Leswick	12	2	4	6	12
Nick Mickoski	12	1	5	6	2
Pat Egan	12	3	1	4	6
Gus Kyle	12	1	2	3	30
Alex Kaleta	10	0	3	3	0
Jack Gordon	9	1	1	2	7
Frank Eddolls	11	0	1	1	4
Jack Lancien	5	0	1	1	0
Fred Shero	7	0	1	1	2
Jean-Paul Lamirande	2	0	0	0	0
Jackie McLeod	7	0	0	0	0
Chuck Rayner	12	0	0	0	0
Don Smith	1	0	0	0	0

1955-56	GP	G	A	PTS	PIM
Bill Gadsby	5	1	3	4	4
Jean-Guy Gendron	5	2	1	3	2
Andy Bathgate	5	1	2	3	2
Bronco Horvath	5	1	2	3	4
Danny Lewicki	5	0	3	3	0
Jack Evans	5	1	0	1	18
Andy Heberton	5	1	0	1	2
Wally Hergesheimer	5	1	0	1	0
Dean Prentice	5	1	0	1	2
Harry Howell	5	0	1	1	4
Ron Murphy	5	0	1	1	2
Larry Popein	5	0	1	1	2
Gordie Bell	2	0	0	0	0
Pete Conacher	5	0	0	0	0
Dave Creighton	5	0	0	0	4
Lou Fontinato	4	0	0	0	6
Ivan Irwin	5	0	0	0	8
Gump Worsley	3	0	0	0	2

1956-57	GP	G	A	PTS	PIM
Camille Henry	5	2	3	5	0
Dave Creighton	5	2	2	4	2
Bill Gadsby	5	1	2	3	2
Red Sullivan	5	1	2	3	4
Larry Popein	4	0	3	3	0
Andy Bathgate	5	2	0	2	7
Andy Heberton	5	2	0	2	2
Parker MacDonald	1	1	1	2	0
Dean Prentice	5	0	2	2	4
Harry Howell	5	1	0	1	6
Jack Evans	5	0	1	1	4
Jean-Guy Gendron	5	0	1	1	6
Danny Lewicki	5	0	1	1	2
Larry Cahan	3	0	0	0	2
Gerry Foley	3	0	0	0	0
Lou Fontinato	5	0	0	0	7
Ron Murphy	5	0	0	0	0
Gump Worsley	5	0	0	0	0

1957-58	GP	G	A	PTS	PIM
Andy Bathgate	6	5	3	8	6
Dave Creighton	6	3	3	6	2

RANGERS YEAR-BY-YEAR PLAYOFF SCORING

1957-58 (CONT'D)	GP	G	A	PTS	PIM
Andy Heberton	6	2	3	5	4
Camille Henry	6	1	4	5	5
Dean Prentice	6	1	3	4	4
Parker MacDonald	6	1	2	3	2
Bill Gadsby	6	0	3	3	4
Hank Ciesla	6	0	2	2	0
Jean-Guy Gendron	6	1	0	1	11
Harry Howell	6	1	0	1	8
Larry Popein	6	1	0	1	4
Gerry Foley	6	0	1	1	2
Lou Fontinato	6	0	1	1	6
Larry Cahan	5	0	0	0	4
Jack Evans	6	0	0	0	17
Danny Lewicki	6	0	0	0	6
Red Sullivan	1	0	0	0	0
Gump Worsley	6	0	0	0	0

1961-62	GP	G	A	PTS	PIM
Earl Ingarfield	6	3	2	5	2
Dave Balon	6	2	3	5	2
Rod Gilbert	4	2	3	5	4
Jean-Guy Gendron	6	3	1	4	2
Johnny Wilson	6	2	2	4	4
Andy Bathgate	6	1	2	3	4
Andy Heberton	6	1	2	3	0
Dean Prentice	3	0	2	2	0
Ken Schinkel	2	1	0	1	0
Ted Hampson	6	0	1	1	0
Doug Harvey	6	0	1	1	2
Harry Howell	6	0	1	1	8
Albert Langlois	6	0	1	1	2
Larry Cahan	6	0	0	0	10
Vic Hadfield	4	0	0	0	2
Pat Hannigan	4	0	0	0	2
Camille Henry	5	0	0	0	0
Irv Spencer	1	0	0	0	2
Gump Worsley	6	0	0	0	0

1966-67	GP	G	A	PTS	PIM
Rod Gilbert	4	2	2	4	6
Bob Nevin	4	0	3	3	2
Bernie Geoffrion	4	2	0	2	0
Reggie Fleming	4	0	2	2	11
Orland Kurtenbach	3	0	2	2	0
Phil Goyette	4	1	0	1	0
Vic Hadfield	4	1	0	1	17
Earl Ingarfield	4	1	0	1	2
Jim Neilson	4	1	0	1	0
Red Berenson	4	0	1	1	2
Don Marshall	4	0	1	1	2
Ken Schinkel	4	0	1	1	0
Arnie Brown	4	0	0	0	6
Ed Giacomin	4	0	0	0	0
Wayne Hillman	4	0	0	0	2
Harry Howell	4	0	0	0	4
Al MacNeil	4	0	0	0	2
Jean Ratelle	4	0	0	0	0

1967-68	GP	G	A	PTS	PIM
Rod Gilbert	6	5	0	5	4
Jean Ratelle	6	0	4	4	2
Don Marshall	6	2	1	3	0
Vic Hadfield	6	1	2	3	6
Bob Nevin	6	0	3	3	4
Rod Seiling	6	1	1	2	4
Ron Stewart	6	1	1	2	2
Reggie Fleming	6	0	2	2	4
Jim Neilson	6	0	2	2	4
Harry Howell	6	1	0	1	0
Orland Kurtenbach	6	1	0	1	26
Arnie Brown	6	0	1	1	8
Bernie Geoffrion	1	0	1	1	0
Phil Goyette	6	0	1	1	4
Ed Giacomin	6	0	0	0	0
Camille Henry	6	0	0	0	0
Dennis Hextall	2	0	0	0	0
Wayne Hillman	2	0	0	0	0
Larry Jeffrey	3	0	0	0	0

1968-69	GP	G	A	PTS	PIM
Vic Hadfield	4	2	1	3	2
Jim Neilson	4	0	3	3	5
Bob Nevin	4	0	2	2	0
Brad Park	4	0	2	2	7
Dave Balon	4	1	0	1	0
Rod Gilbert	4	1	0	1	2

1968-69 (CONT'D)	GP	G	A	PTS	PIM
Don Marshall	4	1	0	1	0
Jean Ratelle	4	1	0	1	0
Rod Seiling	4	1	0	1	2
Arnie Brown	4	0	1	1	0
Ron Stewart	4	0	1	1	0
Walt Tkaczuk	4	0	1	1	6
Reggie Fleming	3	0	0	0	7
Ed Giacomin	3	0	0	0	5
Phil Goyette	3	0	0	0	0
Al Hamilton	1	0	0	0	0
Harry Howell	2	0	0	0	0
Larry Jeffrey	4	0	0	0	2
Gilles Villemure	1	0	0	0	0

1969-70	GP	G	A	PTS	PIM
Rod Gilbert	6	4	5	9	0
Jack Eggers	5	3	1	4	10
Jean Ratelle	6	1	3	4	0
Arnie Brown	4	0	4	4	9
Walt Tkaczuk	6	2	1	3	17
Ted Irvine	6	1	2	3	8
Orland Kurtenbach	6	1	2	3	24
Brad Park	5	1	2	3	11
Dave Balon	6	1	1	2	32
Tim Horton	6	1	1	2	28
Bob Nevin	6	1	1	2	2
Bill Fairbairn	6	0	1	1	10
Don Luce	5	0	1	1	4
Jim Neilson	6	0	1	1	8
Don Blackburn	1	0	0	0	0
Ab DeMarco Jr.	5	0	0	0	2
Ed Giacomin	5	0	0	0	0
Al Hamilton	5	0	0	0	2
Don Marshall	1	0	0	0	0
Terry Sawchuk	3	0	0	0	0
Rod Seiling	2	0	0	0	0
Ron Stewart	6	0	0	0	2

1970-71	GP	G	A	PTS	PIM
Vic Hadfield	13	8	5	13	46
Jean Ratelle	13	2	9	11	8
Rod Gilbert	13	4	6	10	8
Bob Nevin	13	5	3	8	0
Walt Tkaczuk	13	1	5	6	14
Dave Balon	13	3	2	5	4
Pete Stelmowski	13	3	2	5	6
Tim Horton	13	1	4	5	14
Bruce MacGregor	13	0	4	4	2
Brad Park	13	0	4	4	42
Ted Irvine	12	1	2	3	28
Jim Neilson	13	0	3	3	30
Rod Seiling	13	1	0	1	12
Ron Stewart	13	1	0	1	0
Larry Brown	11	0	1	1	0
Dale Rolfe	13	0	1	1	14
Glen Sather	13	0	1	1	18
Jack Eggers	3	0	0	0	2
Bill Fairbairn	3	0	0	0	0
Ed Giacomin	12	0	0	0	2
Gilles Villemure	2	0	0	0	0

1971-72	GP	G	A	PTS	PIM
Bobby Rousseau	16	6	11	17	7
Vic Hadfield	16	7	9	16	22
Rod Gilbert	16	7	8	15	11
Bill Fairbairn	16	5	7	12	11
Pete Stelmowski	16	4	8	12	18
Brad Park	16	4	7	11	21
Walt Tkaczuk	16	4	6	10	35
Ted Irvine	16	4	5	9	19
Bruce MacGregor	16	2	6	8	4
Dale Rolfe	16	4	3	7	16
Rod Seiling	16	1	4	5	10
Gene Carr	16	1	3	4	21
Phil Goyette	13	1	3	4	2
Ron Stewart	8	2	1	3	0
Jim Neilson	10	0	3	3	8
Ab DeMarco Jr.	4	0	1	1	0
Jean Ratelle	6	0	1	1	0
Glen Sather	16	0	1	1	22
Steve Andracik	1	0	0	0	0
Gary Doak	12	0	0	0	46
Jim Dorey	1	0	0	0	0
Ed Giacomin	10	0	0	0	2
Gilles Villemure	6	0	0	0	0

RANGERS YEAR-BY-YEAR PLAYOFF SCORING

1972-73	GP	G	A	PTS	PIM
Walt Tkaczuk	10	7	2	9	8
Steve Vickers	10	5	4	9	4
Jean Ratelle	10	2	7	9	0
Bill Fairbairn	10	1	8	9	2
Brad Park	10	2	5	7	8
Rod Gilbert	10	5	1	6	2
Pete Stelmowski	10	4	2	6	6
Bobby Rousseau	10	2	3	5	4
Dale Rolfe	8	0	5	5	6
Vic Hadfield	9	2	2	4	11
Bruce MacGregor	10	2	2	4	2
Ted Irvine	10	1	3	4	20
Jim Neilson	10	0	4	4	2
Ron Harris	10	0	3	3	2
Gene Carr	1	0	1	1	0
Bert Marshall	6	0	1	1	8
Ed Giacomini	10	0	0	0	4
Sheldon Kannegieser	1	0	0	0	2
Mike Murphy	10	0	0	0	0
Glen Sather	9	0	0	0	7
Gilles Villemure	2	0	0	0	0

1973-74	GP	G	A	PTS	PIM
Pete Stelmowski	13	6	6	12	35
Brad Park	13	4	8	12	38
Dale Rolfe	13	1	8	9	23
Bobby Rousseau	12	1	8	9	4
Bruce MacGregor	13	6	2	8	2
Steve Vickers	13	4	4	8	17
Bill Fairbairn	13	3	5	8	6
Rod Gilbert	13	3	5	8	4
Ted Irvine	13	3	5	8	16
Jean Ratelle	13	2	4	6	0
Walt Tkaczuk	13	0	5	5	22
Ron Harris	11	3	0	3	14
Jerry Butler	12	0	2	2	25
Rod Seiling	13	0	2	2	19
Jack Egers	8	1	0	1	4
Vic Hadfield	6	1	0	1	0
Gilles Marotte	12	0	1	1	6
Jim Neilson	12	0	1	1	4
Ed Giacomini	13	0	0	0	6

1974-75	GP	G	A	PTS	PIM
Steve Vickers	3	2	4	6	6
Jean Ratelle	3	1	5	6	2
Brad Park	3	1	4	5	2
Bill Fairbairn	3	4	0	4	13
Rod Gilbert	3	1	3	4	2
Walt Tkaczuk	3	1	2	3	5
Jerry Butler	3	1	0	1	16
Ron Harris	3	1	0	1	9
Pete Stelmowski	3	1	0	1	10
Nick Beverley	3	0	1	1	0
Ron Greschner	3	0	1	1	2
Ted Irvine	3	0	1	1	11
Gilles Marotte	3	0	1	1	4
John Bednarski	1	0	0	0	17
Ed Giacomini	2	0	0	0	4
Rick Middleton	3	0	0	0	2
Greg Polis	3	0	0	0	6
Derek Sanderson	3	0	0	0	0
Gilles Villemure	2	0	0	0	0

1977-78	GP	G	A	PTS	PIM
Don Murdoch	3	1	3	4	4
Steve Vickers	3	2	1	3	0
Pat Hickey	3	2	0	2	0
Ron Duguay	3	1	1	2	2
Walt Tkaczuk	3	0	2	2	0
Carol Vadnais	3	0	2	2	16
Wayne Dillon	3	0	1	1	0
Phil Esposito	3	0	1	1	5
Dallas Smith	1	0	1	1	0
Don Awrey	3	0	0	0	6
Lucien DeBlois	3	0	0	0	2
Dave Farrish	3	0	0	0	0
Nick Fotiu	3	0	0	0	5
Ron Greschner	3	0	0	0	2
Mark Heaslip	3	0	0	0	0
Dave Maloney	3	0	0	0	11
Mario Marois	1	0	0	0	5
Dan Newman	3	0	0	0	4
John Davidson	2	0	0	0	0
Wayne Thomas	1	0	0	0	0

1978-79	GP	G	A	PTS	PIM
Phil Esposito	18	8	12	20	20
Don Maloney	18	7	13	20	19
Mike McEwen	18	2	11	13	8
Ron Greschner	18	7	5	12	16
Don Murdoch	18	7	5	12	12
Walt Tkaczuk	18	4	7	11	10
Carol Vadnais	18	2	9	11	13
Ron Duguay	18	5	4	9	11
Anders Hedberg	18	4	5	9	12
Steve Vickers	18	5	3	8	13
Pat Hickey	18	1	7	8	6
Bobby Sheehan	15	4	3	7	8
Dave Maloney	17	3	4	7	45
Mario Marois	18	0	6	6	29
Pierre Plante	18	0	6	6	20
Eddie Johnstone	17	5	0	5	10
Lucien DeBlois	9	2	0	2	4
Dave Farrish	7	0	2	2	14
John Davidson	18	0	0	0	6
Nick Fotiu	4	0	0	0	6
Ulf Nilsson	2	0	0	0	2

1979-80	GP	G	A	PTS	PIM
Ron Duguay	9	5	2	7	11
Phil Esposito	9	3	3	6	8
Ron Greschner	9	0	6	6	10
Ulf Nilsson	9	0	6	6	2
Anders Hedberg	9	3	2	5	7
Barry Beck	9	1	4	5	6
Steve Vickers	9	2	2	4	4
Don Maloney	9	0	4	4	10
Dave Maloney	8	2	1	3	8
Dean Talafo	5	1	2	3	9
Carol Vadnais	9	1	2	3	6
Mario Marois	9	0	2	2	8
Ed Hospodar	7	1	0	1	42
Ray Markham	7	1	0	1	24
Warren Miller	6	1	0	1	0
Pat Conacher	3	0	1	1	2
Eddie Johnstone	9	0	1	1	25
Walt Tkaczuk	7	0	1	1	2
Tim Bothwell	9	0	0	0	8
Cam Connor	2	0	0	0	2
John Davidson	9	0	0	0	0

1980-81	GP	G	A	PTS	PIM
Ron Duguay	14	8	9	17	16
Anders Hedberg	14	8	8	16	6
Ulf Nilsson	14	8	8	16	23
Barry Beck	14	5	8	13	32
Ron Greschner	14	4	8	12	17
Steve Vickers	12	4	7	11	14
Lance Nethery	14	5	3	8	9
Dean Talafo	14	3	5	8	2
Peter Wallin	14	2	6	8	6
Jere Gillis	14	2	5	7	9
Don Maloney	13	1	6	7	13
Tom Laidlaw	14	1	4	5	18
Mike Allison	14	3	1	4	20
Eddie Johnstone	8	2	2	4	4
Carol Vadnais	14	1	3	4	26
Chris Kotsopoulos	14	0	3	3	63
Ed Hospodar	12	2	0	2	93
Dave Maloney	2	0	2	2	9
Doug Sullivan	3	1	0	1	0
John Hughes	3	0	1	0	6
Steve Baker	14	0	0	0	4
Gary Burns	1	0	0	0	2
Nick Fotiu	2	0	0	0	4
Steve Weeks	1	0	0	0	0

1981-82	GP	G	A	PTS	PIM
Robbie Forek	10	7	4	11	11
Don Maloney	10	5	5	10	10
Reijo Ruotsalainen	10	4	5	9	2
Eddie Johnstone	10	2	6	8	25
Rob McClanahan	10	2	5	7	2
Mikko Leinonen	7	1	6	7	20
Mike Rogers	9	1	6	7	2
Ron Duguay	10	5	1	6	31
Dave Silk	9	2	4	6	4
Barry Beck	10	1	5	6	14
Mark Pavelich	6	1	5	6	0
Dave Maloney	10	1	4	5	6
Cam Connor	10	4	0	4	16

RANGERS YEAR-BY-YEAR PLAYOFF SCORING

1981-82 (CONT'D)	GP	G	A	PTS	PIM
Mike Allison	10	1	3	4	18
Tom Laidlaw	10	0	3	3	14
Andre Dore	10	1	1	2	16
Nick Fotiu	10	0	2	2	6
Carol Vadnais	10	1	0	1	4
Mike Backman	1	0	0	0	2
Gary Burns	4	0	0	0	4
John Davidson	1	0	0	0	0
Claude Larose	2	0	0	0	0
Eddie Mio	8	0	0	0	0
Steve Weeks	4	0	0	0	5
Tom Youngmans	2	0	0	0	0

1982-83	GP	G	A	PTS	PIM
Anders Hedberg	9	4	8	12	4
Mark Pavelich	9	4	5	9	12
Rob McClanahan	9	2	5	7	12
Dave Maloney	7	1	6	7	10
Reijo Ruotsalainen	9	4	2	6	6
George McPhee	9	3	3	6	6
Barry Beck	9	2	4	6	8
Eddie Johnstone	9	4	1	5	19
Mike Allison	8	0	5	5	10
Mike Backman	9	2	2	4	0
Ron Duguay	9	2	2	4	28
Ron Greschner	8	2	2	4	12
Mikko Leinonen	7	1	3	4	4
Tom Laidlaw	9	1	1	2	10
Rick Chartraw	9	0	2	2	6
Scot Kleinendorst	6	0	2	2	2
Robbie Florek	4	1	0	1	0
Nick Fotiu	5	0	1	1	6
Don Maloney	5	0	1	1	0
Kent-Erik Andersson	9	0	0	0	0
Bill Baker	2	0	0	0	0
Pat Conacher	1	0	0	0	0
Glen Hanlon	1	0	0	0	12
Eddie Mio	8	0	0	0	0
Mike Rogers	1	0	0	0	0

1983-84	GP	G	A	PTS	PIM
Mark Pavelich	5	2	4	6	0
Don Maloney	5	1	4	5	0
Pierre Larouche	5	3	1	4	2
Peter Sundstrom	5	1	3	4	0
James Patrick	5	0	3	3	2
Jan Erixon	5	2	0	2	6
Willie Huber	4	1	1	2	9
Reijo Ruotsalainen	5	1	1	2	2
Mikko Leinonen	5	0	2	2	4
Barry Beck	4	1	0	1	6
Ron Greschner	2	1	0	1	2
Anders Hedberg	5	1	0	1	0
Mike Allison	5	0	1	1	6
Kent-Erik Andersson	5	0	1	1	0
Mark Osborne	5	0	1	1	7
Larry Patey	4	0	1	1	6
Bob Brooke	5	0	0	0	7
Glen Hanlon	5	0	0	0	6
Tom Laidlaw	5	0	0	0	8
Dave Maloney	1	0	0	0	2
Steve Richmond	4	0	0	0	12
Mike Rogers	1	0	0	0	0
John Vanbiesbrouck	1	0	0	0	0

1984-85	GP	G	A	PTS	PIM
Don Maloney	3	4	0	4	2
Mike Rogers	3	0	4	4	4
Anders Hedberg	3	2	1	3	2
Ron Greschner	2	0	3	3	12
Mark Pavelich	3	0	3	3	2
Reijo Ruotsalainen	3	2	0	2	6
Tom Laidlaw	3	0	2	2	4
Grant Ledyard	3	0	2	2	4
Tomas Sandstrom	3	0	2	2	0
Willie Huber	2	1	0	1	2
George McPhee	3	1	0	1	7
Barry Beck	3	0	1	1	11
Bob Brooke	3	0	0	0	8
Jan Erixon	2	0	0	0	2
Glen Hanlon	3	0	0	0	0
Kelly Miller	3	0	0	0	2
Mark Osborne	3	0	0	0	4
Larry Patey	1	0	0	0	0
James Patrick	3	0	0	0	4
Steve Patrick	1	0	0	0	0

1984-85 (CONT'D)	GP	G	A	PTS	PIM
Peter Sundstrom	3	0	0	0	0
John Vanbiesbrouck	1	0	0	0	0
Jim Wiemer	1	0	0	0	0

1985-86	GP	G	A	PTS	PIM
Pierre Larouche	16	8	9	17	0
Bob Brooke	16	6	9	15	28
Mike Ridley	16	6	8	14	26
Wilf Paiement	16	5	5	10	45
Tomas Sandstrom	16	4	6	10	22
Reijo Ruotsalainen	16	0	8	8	6
Kelly Miller	16	3	4	7	4
Brian MacLellan	16	2	4	6	15
James Patrick	16	1	5	6	34
Willie Huber	16	3	2	5	16
Mark Osborne	15	2	3	5	26
Ron Greschner	5	3	1	4	11
Don Maloney	16	2	1	3	31
Larry Melnyk	16	1	2	3	46
Mike Allison	16	0	2	2	38
Tom Laidlaw	7	0	2	2	12
John Vanbiesbrouck	16	0	2	2	2
Jim Wiemer	8	1	0	1	6
Bob Crawford	7	0	1	1	8
Jan Erixon	12	0	1	1	2
Kjell Samuelsson	9	0	1	1	8
Glen Hanlon	3	0	0	0	0
Raimo Holminen	2	0	0	0	0
George McPhee	11	0	0	0	32
Peter Sundstrom	1	0	0	0	2
Rob Whistle	3	0	0	0	2

1986-87	GP	G	A	PTS	PIM
Pierre Larouche	6	3	2	5	4
Ron Greschner	6	0	5	5	0
Don Maloney	6	2	1	3	6
James Patrick	6	1	2	3	2
Tomas Sandstrom	6	1	2	3	20
Ron Duguay	6	2	0	2	4
Marcel Dionne	6	1	1	2	2
Jeff Jackson	6	1	1	2	16
Willie Huber	6	0	2	2	6
Jan Erixon	6	1	0	1	0
George McPhee	6	1	0	1	28
Kelly Kisio	4	0	1	1	2
Pat Price	6	0	1	1	27
Terry Carkner	1	0	0	0	0
Jay Caulfield	3	0	0	0	12
Lucien DeBlois	2	0	0	0	2
Bob Froese	4	0	0	0	7
Curt Giles	5	0	0	0	6
Stu Kulak	3	0	0	0	2
Tony McKegney	6	0	0	0	12
Larry Melnyk	6	0	0	0	4
Walk Poddubny	6	0	0	0	8
John Vanbiesbrouck	4	0	0	0	2

1988-89	GP	G	A	PTS	PIM
Brian Leetch	4	3	2	5	2
Tomas Sandstrom	4	3	2	5	12
Carey Wilson	4	1	2	3	2
John Ogrudnick	3	2	0	2	0
Tony Granato	4	1	1	2	21
Michel Petit	4	0	2	2	27
David Shaw	4	0	2	2	30
Guy Lafleur	4	1	0	1	0
Jan Erixon	4	0	1	1	2
Bob Froese	2	0	1	1	0
Ron Greschner	4	0	1	1	6
Mark Hardy	4	0	1	1	31
Brian Mullen	3	0	1	1	4
Chris Nilan	4	0	1	1	38
James Patrick	4	0	1	1	2
Ulf Dahlen	4	0	0	0	0
Lucien DeBlois	4	0	0	0	4
Kelly Kisio	4	0	0	0	9
Jason Lafreniere	3	0	0	0	17
Mike Richter	1	0	0	0	0
Lindy Ruff	2	0	0	0	17
Darren Turcotte	1	0	0	0	0
John Vanbiesbrouck	2	0	0	0	0

1989-90	GP	G	A	PTS	PIM
Bernie Nicholls	10	7	5	12	16
James Patrick	10	3	8	11	0
Kelly Kisio	10	2	8	10	8

RANGERS YEAR-BY-YEAR PLAYOFF SCORING

1989-90 (CONT'D)	GP	G	A	PTS	PIM
John Ogradnick	10	6	3	9	0
Mike Gartner	10	5	3	8	12
Randy Moller	10	1	6	7	32
Darren Turcotte	10	1	6	7	4
Troy Mallette	10	2	2	4	81
Brian Mullen	10	2	2	4	8
Mark Janssens	9	2	1	3	10
Normand Rochefort	10	2	1	3	26
Carey Wilson	10	2	1	3	0
Jeff Bloemberg	7	0	3	3	5
Lindy Ruff	8	0	3	3	12
Paul Broten	6	1	1	2	2
Jan Erixon	10	1	0	1	2
Mark Hardy	3	0	1	1	2
Miloslav Horava	2	0	1	1	0
Kris King	10	0	1	1	30
Chris Nilan	4	0	1	1	19
Ron Greschner	10	0	0	0	16
Kevin Miller	1	0	0	0	0
Mike Richter	6	0	0	0	0
John Vanbiesbrouck	6	0	0	0	4

1990-91	GP	G	A	PTS	PIM
Bernie Nicholls	5	4	3	7	8
Brian Leetch	6	1	3	4	0
Mark Janssens	6	3	0	3	6
Steven Rice	2	2	1	3	6
Jan Erixon	6	1	2	3	0
Corey Millen	6	1	2	3	0
Darren Turcotte	6	1	2	3	0
Kris King	6	2	0	2	36
Mike Gartner	6	1	1	2	0
Tony Amonte	2	0	2	2	2
Joe Cirella	6	0	2	2	26
Joe Kocur	6	0	2	2	21
Randy Moller	6	0	2	2	11
Brian Mullen	6	0	2	2	0
Mark Hardy	6	0	1	1	30
Paul Broten	5	0	0	0	2
Troy Mallette	5	0	0	0	18
John Ogradnick	4	0	0	0	0
James Patrick	6	0	0	0	6
Mike Richter	6	0	0	0	0
David Shaw	6	0	0	0	11
John Vanbiesbrouck	1	0	0	0	0
Doug Weight	1	0	0	0	0

1991-92	GP	G	A	PTS	PIM
Mike Gartner	13	8	8	16	4
Brian Leetch	13	4	11	15	4
Mark Messier	11	7	7	14	6
Tony Amonte	13	3	6	9	2
Adam Graves	10	5	3	8	22
James Patrick	13	0	7	7	12
Kris King	13	4	1	5	14
Jeff Beukeboom	13	2	3	5	47
Jan Erixon	13	2	3	5	2
Sergei Nemchinov	13	1	4	5	8
Darren Turcotte	8	4	0	4	6
Doug Weight	7	2	2	4	0
Joe Cirella	13	0	4	4	23
Paul Broten	13	1	2	3	10
Randy Gilhen	13	1	2	3	2
Mark Hardy	13	0	3	3	31
Tie Domi	6	1	1	2	32
Joe Kocur	12	1	1	2	38
Jay Wells	13	0	2	2	10
Tim Kerr	8	1	0	1	0
John Ogradnick	3	0	0	0	0
Mike Richter	7	0	0	0	0
John Vanbiesbrouck	7	0	0	0	2

1993-94	GP	G	A	PTS	PIM
Brian Leetch	23	11	23	34	6
Mark Messier	23	12	18	30	33
Alexei Kovalev	23	9	12	21	18
Sergei Zubov	22	5	14	19	0
Adam Graves	23	10	7	17	24
Steve Larmer	23	9	7	16	14
Brian Noonan	22	4	7	11	17
Stephane Matteau	23	6	3	9	20
Esa Tikkanen	23	4	4	8	34
Sergei Nemchinov	23	2	5	7	6
Glenn Anderson	23	3	3	6	42
Jeff Beukeboom	22	0	6	6	50
Craig MacTavish	23	1	4	5	22

1993-94 (CONT'D)	GP	G	A	PTS	PIM
Greg Gilbert	23	1	3	4	8
Alexander Karpovtsev	17	0	4	4	12
Doug Lidster	9	2	0	2	10
Joe Kocur	20	1	1	2	17
Kevin Lowe	22	1	0	1	20
Glenn Healy	2	0	0	0	0
Nick Kypreos	3	0	0	0	2
Ed Olczyk	1	0	0	0	0
Mike Richter	23	0	0	0	2
Jay Wells	23	0	0	0	20

1994-95	GP	G	A	PTS	PIM
Brian Leetch	10	6	8	14	8
Mark Messier	10	3	10	13	8
Alexei Kovalev	10	4	7	11	10
Sergei Zubov	10	3	8	11	2
Pat Verbeek	10	4	6	10	20
Sergei Nemchinov	10	4	5	9	2
Adam Graves	10	4	4	8	8
Petr Nedved	10	3	2	5	6
Steve Larmer	10	2	2	4	6
Nick Kypreos	10	0	2	2	6
Alexander Karpovtsev	8	1	0	1	0
Mark Osborne	7	1	0	1	2
Kevin Lowe	10	0	1	1	12
Stephane Matteau	9	0	1	1	10
Jeff Beukeboom	9	0	0	0	10
Glenn Healy	5	0	0	0	0
Joe Kocur	10	0	0	0	8
Nathan LaFayette	8	0	0	0	2
Troy Loney	1	0	0	0	0
Brian Noonan	5	0	0	0	8
Matias Norstrom	3	0	0	0	0
Mike Richter	7	0	0	0	0
Jay Wells	10	0	0	0	8

1995-96	GP	G	A	PTS	PIM
Mark Messier	11	4	7	11	16
Pat Verbeek	11	3	6	9	12
Adam Graves	10	7	1	8	4
Jari Kurri	11	3	5	8	2
Niklas Sundstrom	11	4	3	7	4
Alexei Kovalev	11	3	4	7	14
Brian Leetch	11	1	6	7	4
Bruce Driver	11	0	7	7	4
Ulf Samuelsson	11	1	5	6	16
Luc Robitaille	11	1	5	6	8
Sergio Momesso	11	3	1	4	14
Shane Churla	11	2	2	4	14
Kevin Lowe	10	0	4	4	4
Jeff Beukeboom	11	0	3	3	6
Bill Berg	10	1	0	1	0
Doug Lidster	7	1	0	1	6
Alexander Karpovtsev	6	0	1	1	4
Sergei Nemchinov	6	0	1	1	2
Ken Gernander	6	0	0	0	0
Marty McSorley	4	0	0	0	0
Darren Langdon	2	0	0	0	0
Mike Richter	11	0	0	0	0

1996-97	GP	G	A	PTS	PIM
Wayne Gretzky	15	10	10	20	2
Esa Tikkanen	15	9	3	12	26
Mark Messier	15	3	9	12	6
Luc Robitaille	15	4	7	11	4
Brian Leetch	15	2	8	10	6
Russ Courtnall	15	3	4	7	0
Doug Lidster	15	1	5	6	8
Niklas Sundstrom	9	0	5	5	2
Alexander Karpovtsev	13	1	3	4	20
Adam Graves	15	2	1	3	12
Mike Eastwood	15	1	2	3	22
Ulf Samuelsson	15	0	2	2	30
Jeff Beukeboom	15	0	1	1	34
Bruce Driver	15	0	1	1	2
Mike Richter	15	0	1	1	0
Bill Berg	3	0	0	0	2
Eric Cairns	3	0	0	0	0
Shane Churla	15	0	0	0	20
Christian Dube	3	0	0	0	0
Dallas Eakins	4	0	0	0	4
Peter Ferraro	2	0	0	0	0
Pat Flatley	11	0	0	0	14
Ken Gernander	9	0	0	0	0
Darren Langdon	10	0	0	0	2
David Oliver	3	0	0	0	0

RANGERS YEAR-BY-YEAR PLAYOFF SCORING

2005-06	GP	G	A	PTS	PIM
Blair Betts	4	1	1	2	2
Jed Ortmeyer	4	1	0	1	4
Petr Prucha	4	1	0	1	0
Steve Rucchin	4	1	0	1	0
Ryan Hollweg	4	0	1	1	19
Jaromir Jagr	3	0	1	1	2
Marek Malik	4	0	1	1	6
Michael Nylander	4	0	1	1	0
Michal Rozsival	4	0	1	1	8
Martin Rucinsky	2	0	1	1	2
Fedor Tyutin	4	0	1	1	0
Marcel Hossa	4	0	0	0	6
Darius Kasparaitis	2	0	0	0	0
Henrik Lundqvist	3	0	0	0	0
Dominic Moore	4	0	0	0	2
Colton Orr	1	0	0	0	2
Sandis Ozolins	3	0	0	0	6
Tom Poti	4	0	0	0	2
Martin Straka	4	0	0	0	2
Jason Strudwick	3	0	0	0	0
Petr Sykora	4	0	0	0	0
Jason Ward	1	0	0	0	2
Kevin Weekes	1	0	0	0	2
Chad Wiseman	1	0	0	0	2

2006-07	GP	G	A	PTS	PIM
Michael Nylander	10	6	7	13	0
Jaromir Jagr	10	5	6	11	12
Martin Straka	10	2	8	10	2
Brendan Shanahan	10	5	2	7	12
Michal Rozsival	10	3	4	7	10
Sean Avery	10	1	4	5	27
Fedor Tyutin	10	0	5	5	8
Marcel Hossa	10	2	2	4	4
Paul Mara	10	2	2	4	18
Matt Cullen	10	1	3	4	6
Marek Malik	10	1	3	4	10
Karel Rachunek	6	0	4	4	2
Ryan Callahan	10	2	1	3	6
Thomas Pock	4	0	3	3	4
Petr Prucha	10	0	1	1	4
Blair Betts	10	0	0	0	4
Nigel Dawes	1	0	0	0	0
Dan Girardi	10	0	0	0	4
Ryan Hollweg	2	0	0	0	2
Brad Isbister	4	0	0	0	2
Henrik Lundqvist	10	0	0	0	0
Colton Orr	4	0	0	0	12
Jed Ortmeyer	9	0	0	0	2

2007-08	GP	G	A	PTS	PIM
Jaromir Jagr	10	5	10	15	12
Scott Gomez	10	4	7	11	8
Martin Straka	10	3	7	10	16
Brandon Dubinsky	10	4	4	8	12
Sean Avery	8	4	3	7	6
Chris Drury	10	3	3	6	8
Michal Rozsival	10	1	5	6	10
Brendan Shanahan	10	1	4	5	8
Ryan Callahan	10	2	2	4	10
Nigel Dawes	10	2	2	4	0
Marc Staal	10	1	2	3	8
Dan Girardi	10	0	3	3	6
Fedor Tyutin	10	0	3	3	4
Lauri Korpikoski	1	1	0	1	0
Paul Mara	10	0	1	1	20
Fredrik Sjostrom	10	0	1	1	2
Christian Backman	8	0	0	0	12
Blair Betts	8	0	0	0	2
Ryan Hollweg	8	0	0	0	2
Henrik Lundqvist	10	0	0	0	0
Colton Orr	2	0	0	0	0
Petr Prucha	3	0	0	0	0
Jason Strudwick	2	0	0	0	0

2008-09	GP	G	A	PTS	PIM
Scott Gomez	7	2	3	5	4
Brandon Dubinsky	7	1	3	4	18
Nik Antropov	7	2	1	3	6
Markus Naslund	7	1	2	3	10
Ryan Callahan	7	2	0	2	4
Paul Mara	7	1	1	2	8
Sean Avery	6	0	2	2	24
Lauri Korpikoski	7	0	2	2	0
Derek Morris	7	0	2	2	0

2008-09 (CONT'D)	GP	G	A	PTS	PIM
Wade Redden	7	0	2	2	0
Chris Drury	6	1	0	1	2
Marc Staal	7	1	0	1	0
Fredrik Sjostrom	7	0	1	1	0
Artem Anisimov	1	0	0	0	0
Blair Betts	6	0	0	0	0
Dan Girardi	7	0	0	0	6
Henrik Lundqvist	7	0	0	0	0
Colton Orr	5	0	0	0	16
Michal Rozsival	7	0	0	0	4
Steve Valiquette	2	0	0	0	0
Aaron Voros	4	0	0	0	14
Nikolai Zherdev	7	0	0	0	2

2010-11	GP	G	A	PTS	PIM
Brandon Dubinsky	5	2	1	3	2
Wojtek Wolski	5	1	2	3	0
Marian Gaborik	5	1	1	2	2
Ruslan Fedotenko	5	0	2	2	4
Bryan McCabe	5	0	2	2	14
Artem Anisimov	5	1	0	1	0
Erik Christensen	5	1	0	1	2
Matt Gilroy	5	1	0	1	2
Vinny Prospal	5	1	0	1	0
Sean Avery	4	0	1	1	12
Chris Drury	5	0	1	1	2
Brandon Prust	5	0	1	1	4
Michael Sauer	5	0	1	1	0
Marc Staal	5	0	1	1	0
Brian Boyle	5	0	0	0	6
Dan Girardi	5	0	0	0	0
Henrik Lundqvist	5	0	0	0	0
Ryan McDonagh	5	0	0	0	4
Derek Stepan	5	0	0	0	2
Mats Zuccarello	1	0	0	0	2

2011-12	GP	G	A	PTS	PIM
Brad Richards	20	6	9	15	8
Dan Girardi	20	3	9	12	2
Marian Gaborik	20	5	6	11	2
Ryan Callahan	20	6	4	10	12
Artem Anisimov	20	3	7	10	4
Michael Del Zotto	20	2	8	10	12
Derek Stepan	20	1	8	9	4
Chris Kreider	18	5	2	7	6
Ruslan Fedotenko	20	2	5	7	8
Brian Boyle	17	3	3	6	15
Marc Staal	20	3	3	6	12
Anton Stralman	20	3	3	6	4
Ryan McDonagh	20	0	4	4	11
Carl Hagelin	17	0	3	3	17
Brandon Prust	19	1	1	2	31
Brandon Dubinsky	9	0	2	2	14
John Mitchell	18	0	1	1	2
Stu Bickel	18	0	0	0	16
Steve Eminger	4	0	0	0	0
Henrik Lundqvist	20	0	0	0	0
Mike Rupp	20	0	0	0	36

2012-13	GP	G	A	PTS	PIM
Derrick Brassard	12	2	10	12	2
Mats Zuccarello	12	1	6	7	4
Carl Hagelin	12	3	3	6	0
Derek Stepan	12	4	1	5	2
Brian Boyle	11	3	2	5	2
Ryan Callahan	12	2	3	5	6
Rick Nash	12	1	4	5	0
Dan Girardi	12	2	2	4	2
Taylor Pyatt	12	2	2	4	4
Ryan McDonagh	12	1	3	4	6
Arron Asham	10	2	0	2	6
Michael Del Zotto	12	1	1	2	8
Chris Kreider	8	1	1	2	0
Steve Eminger	11	0	2	2	4
Brad Richards	10	1	0	1	2
Ryane Clowe	2	0	1	1	0
Derek Dorsett	11	0	1	1	28
Roman Hamrik	2	0	1	1	2
John Moore	12	0	1	1	2
Michael Haley	2	0	0	0	0
Henrik Lundqvist	12	0	0	0	0
Kris Newbury	3	0	0	0	2
Darroll Powe	3	0	0	0	0
Marc Staal	1	0	0	0	0
Anton Stralman	10	0	0	0	0

RANGERS YEAR-BY-YEAR PLAYOFF SCORING

2013-14	GP	G	A	PTS	PIM
Ryan McDonagh	25	4	13	17	8
Martin St. Louis	25	8	7	15	2
Derek Stepan	24	5	10	15	2
Chris Kreider	15	5	8	13	14
Mats Zuccarello	25	5	8	13	20
Carl Hagelin	25	7	5	12	16
Derick Brassard	23	6	6	12	8
Brad Richards	25	5	7	12	4
Benoit Pouliot	25	5	5	10	26
Rick Nash	25	3	7	10	8
Brian Boyle	25	3	5	8	19
Dominic Moore	25	3	5	8	24
Dan Girardi	25	1	6	7	10
Marc Staal	25	1	4	5	6
Anton Stralman	25	0	5	5	4
Kevin Klein	25	1	3	4	6
Daniel Carcillo	8	2	0	2	22
J.T. Miller	4	0	2	2	2
John Moore	21	0	2	2	16
Derek Dorsett	23	0	1	1	19
Jesper Fast	3	0	1	1	0
Henrik Lundqvist	25	0	1	1	0
Raphael Diaz	4	0	0	0	0
Cam Talbot	2	0	0	0	0

2014-15	GP	G	A	PTS	PIM
Derick Brassard	19	9	7	16	20
Rick Nash	19	5	9	14	4
Derek Stepan	19	5	7	12	10
Keith Yandle	19	2	9	11	10
Dan Boyle	19	3	7	10	2
Chris Kreider	19	7	2	9	14
Ryan McDonagh	19	3	6	9	8
J.T. Miller	19	1	7	8	2
Kevin Hayes	19	2	5	7	2
Martin St. Louis	19	1	6	7	4
Jesper Fast	19	3	3	6	2
Carl Hagelin	19	2	3	5	6
Dan Girardi	19	0	4	4	4
Kevin Klein	14	0	4	4	2
Dominic Moore	19	1	2	3	12
James Sheppard	13	1	1	2	8
Mats Zuccarello	5	0	2	2	0
Marc Staal	19	0	1	1	10
Tanner Glass	19	0	1	1	31
Matt Hunwick	6	0	0	0	0
Henrik Lundqvist	19	0	0	0	0

2015-16	GP	G	A	PTS	PIM
Rick Nash	5	2	2	4	4
Derick Brassard	5	1	3	4	0
J.T. Miller	5	0	3	3	4
Brady Skjei	5	0	2	2	2
Marc Staal	5	0	2	2	4
Derek Stepan	5	2	0	2	0
Chris Kreider	5	2	0	2	6
Mats Zuccarello	5	1	1	2	4
Keith Yandle	5	1	0	1	2
Kevin Klein	5	0	1	1	7
Dan Boyle	4	0	1	1	0
Raphael Diaz	1	0	1	1	0
Dominic Moore	5	1	0	1	6
Jesper Fast	5	0	1	1	0
Dan Girardi	2	0	1	1	0
Ryan McDonagh	3	0	0	0	0
Oscar Lindberg	2	0	0	0	2
Eric Staal	5	0	0	0	4
Viktor Stalberg	5	0	0	0	6
Kevin Hayes	3	0	0	0	4
Tanner Glass	4	0	0	0	4
Dylan McIlrath	1	0	0	0	0
Henrik Lundqvist	5	0	0	0	0
Antti Raanta	3	0	0	0	0

2016-17	GP	G	A	PTS	PIM
Mika Zibanejad	12	2	7	9	0
Mats Zuccarello	12	4	3	7	16
Ryan McDonagh	12	2	5	7	12
Michael Grabner	12	4	2	6	0
Jesper Fast	12	3	3	6	0
Derek Stepan	12	2	4	6	4
Brady Skjei	12	4	1	5	10
Rick Nash	12	3	2	5	4
Jimmy Vesey	12	1	4	5	9
Chris Kreider	12	3	1	4	18
Oscar Lindberg	12	3	1	4	2
Nick Holden	11	2	2	4	4
Tanner Glass	7	1	3	4	7
Brendan Smith	12	0	4	4	20
Kevin Hayes	12	0	3	3	4
J.T. Miller	12	0	3	3	21
Dan Girardi	12	0	2	2	2
Pavel Buchnevich	5	0	1	1	0
Kevin Klein	1	0	1	1	0
Marc Staal	12	0	0	0	2
Henrik Lundqvist	12	0	0	0	0

PLAYOFF GOALTENDING YEAR-BY-YEAR

YEAR	GOALTENDER	GP	W	L	T	GA	GAA	SV%	SO
1926-27	Lorne Chabot	2	0	1	1	3	1.50	-	1
1927-28	Lester Patrick	1	1	0	0	1	1.30	-	0
	Joe Miller	3	2	1	0	3	1.00	-	1
	Lorne Chabot	6	2	2	1	8	1.31	-	1
1928-29	John Ross Roach	6	3	2	1	5	0.77	-	3
1929-30	John Ross Roach	4	1	2	1	7	1.36	-	0
1930-31	John Ross Roach	4	2	2	0	4	1.00	-	1
1931-32	John Ross Roach	7	3	4	0	27	3.38	-	1
1932-33	Andy Aitkenhead	8	6	1	1	13	1.60	-	2
1933-34	Andy Aitkenhead	2	0	1	1	2	1.00	-	1
1934-35	Dave Kerr	4	1	1	2	10	2.50	-	0
1936-37	Dave Kerr	9	6	3	-	10	1.08	-	4
1937-38	Dave Kerr	3	1	2	-	8	1.83	-	0
1938-39	Dave Kerr	1	0	1	-	2	1.00	-	0
	Bert Gardiner	6	3	3	-	12	1.66	-	0
1939-40	Dave Kerr	12	8	4	-	20	1.56	-	3
1940-41	Dave Kerr	3	1	2	-	6	1.87	-	0
1941-42	Jim Henry	6	2	4	-	13	2.17	-	1
1947-48	Chuck Rayner	6	2	4	-	17	2.83	-	0
1949-50	Chuck Rayner	12	7	5	-	29	2.25	-	1
1955-56	Gump Worsley	3	0	3	-	14	4.68	.860	0
	Gordie Bell	2	1	1	-	9	4.50	.871	0
1956-57	Gump Worsley	5	1	4	-	21	4.01	.893	0
1957-58	Gump Worsley	6	2	4	-	28	4.61	.871	0
1961-62	Gump Worsley	6	2	4	-	21	3.28	.916	0
1966-67	Ed Giacomin	4	0	4	-	14	3.43	.895	0
1967-68	Ed Giacomin	6	2	4	-	18	3.02	.911	0
1968-69	Ed Giacomin	3	0	3	-	10	3.35	.853	0
	Gilles Villemure	1	0	1	-	4	4.07	.882	0
1969-70	Ed Giacomin	5	2	3	-	19	4.15	.858	0
	Terry Sawchuk	3	0	1	-	6	4.51	.872	0
1970-71	Ed Giacomin	12	7	5	-	28	2.22	.912	0
	Gilles Villemure	2	0	1	-	6	4.50	.829	0
1971-72	Ed Giacomin	10	6	4	-	27	2.72	.902	0
	Gilles Villemure	6	4	2	-	14	2.34	.919	0
1972-73	Ed Giacomin	10	5	4	-	23	2.57	.903	1
	Gilles Villemure	2	0	1	-	2	2.00	.935	0
1973-74	Ed Giacomin	13	7	6	-	37	2.83	.894	0
1974-75	Ed Giacomin	2	0	2	-	4	2.82	.867	0
	Gilles Villemure	2	1	0	-	6	3.83	.872	0
1977-78	John Davidson	2	1	1	-	7	3.46	.901	0
	Wayne Thomas	1	0	1	-	4	4.00	.852	0
1978-79	John Davidson	18	11	7	-	42	2.28	.921	1
1979-80	John Davidson	9	4	5	-	21	2.35	.927	0
1980-81	Steve Baker	14	7	7	-	55	4.01	.856	0
	Steve Weeks	1	0	0	-	1	4.29	.900	0

PLAYOFF GOALTENDING YEAR-BY-YEAR

YEAR	GOALTENDER	GP	W	L	T	GA	GAA	SV%	SO
1981-82	John Davidson	1	0	0	-	3	5.43	.800	0
	Ed Mio	8	4	3	-	28	3.80	.874	0
	Steve Weeks	4	1	2	-	9	4.27	.857	0
1982-83	Glen Hanlon	1	0	1	-	5	5.00	.894	0
	Ed Mio	8	5	3	-	32	4.02	.892	0
1983-84	Glen Hanlon	5	2	3	-	13	2.53	.922	1
	John Vanbiesbrouck	1	0	0	-	0	0.00	.000	0
1984-85	Glen Hanlon	3	0	3	-	14	5.02	.857	0
	John Vanbiesbrouck	1	0	0	-	0	0.00	1.000	0
1985-86	John Vanbiesbrouck	16	8	8	-	49	3.28	.897	1
	Glen Hanlon	3	0	0	-	6	4.89	.813	0
1986-87	Bob Froese	4	1	1	-	10	3.65	.895	0
	John Vanbiesbrouck	4	1	3	-	11	3.39	.900	1
1988-89	Bob Froese	2	0	2	-	8	6.68	.843	0
	Mike Richter	1	0	1	-	4	4.12	.867	0
	John Vanbiesbrouck	2	0	1	-	6	3.37	.889	0
1989-90	Mike Richter	6	3	2	-	19	3.45	.895	0
	John Vanbiesbrouck	6	2	3	-	15	3.02	.902	0
1990-91	Mike Richter	6	2	4	-	14	2.69	.923	1
	John Vanbiesbrouck	1	0	0	-	1	1.16	.955	0
1991-92	John Vanbiesbrouck	7	2	5	-	23	3.75	.872	0
	Mike Richter	7	4	2	-	24	3.50	.894	1
1993-94	Mike Richter	23	16	7	-	49	2.07	.921	4
	Glenn Healy	2	0	0	-	1	0.89	.941	0
1994-95	Mike Richter	7	2	5	-	23	3.60	.878	0
	Glenn Healy	5	2	1	-	13	3.39	.860	0
1995-96	Mike Richter	11	5	6	-	36	3.27	.883	0
1996-97	Mike Richter	15	9	6	-	33	2.11	.932	3
2005-06	Henrik Lundqvist	3	0	3	-	13	4.40	.835	0
	Kevin Weekes	1	0	1	-	4	4.01	.840	0
2006-07	Henrik Lundqvist	10	6	4	-	22	2.07	.924	1
2007-08	Henrik Lundqvist	10	5	5	-	26	2.57	.909	1
2008-09	Henrik Lundqvist	7	3	4	-	19	3.00	.908	1
	Steve Valiquette	2	0	0	-	0	0.00	1.000	0
2010-11	Henrik Lundqvist	5	1	4	-	13	2.26	.917	0
2011-12	Henrik Lundqvist	20	10	10	-	38	1.82	.931	3
2012-13	Henrik Lundqvist	12	5	7	-	27	2.14	.934	2
2013-14	Henrik Lundqvist	25	13	11	-	54	2.14	.927	1
	Cam Talbot	2	0	1	-	2	2.59	.846	0
2014-15	Henrik Lundqvist	19	11	8	-	41	2.11	.928	0
2015-16	Henrik Lundqvist	5	1	3	-	15	4.39	.867	0
	Antti Raanta	3	0	1	-	4	2.56	.895	0
2016-17	Henrik Lundqvist	12	6	6	-	29	2.25	.926	1

ALL-TIME PLAYOFF SHUTOUTS

Lorne Chabot	vs. Boston Bruins, 4/2/27 at Boston, Semifinals Game I, 0-0.
Lorne Chabot	vs. Pittsburgh Pirates, 3/27/28 at Madison Square Garden, Quarterfinals Game I, 4-0.
Joe Miller	vs. Montreal Maroons, 4/12/28 at Montreal, Stanley Cup Finals Game 4, 1-0.
John Ross Roach	vs. New York Americans, 3/19/29 at Madison Square Garden*, Quarterfinals Game I, 0-0. *Rangers were road team
John Ross Roach	vs. New York Americans, 3/21/29 at Madison Square Garden, Quarterfinals Game 2, 1-0.
John Ross Roach	vs. Toronto Maple Leafs, 3/24/29 at Madison Square Garden, Semifinals Game I, 1-0.
John Ross Roach	vs. Montreal Maroons, 3/26/31 at Montreal, Quarterfinals Game 2, 3-0.
John Ross Roach	vs. Montreal Canadiens, 3/27/32 at Madison Square Garden, Semifinals Game 3, 1-0.
Andy Aitkenhead	vs. Detroit Red Wings, 3/30/33 at Madison Square Garden, Semifinals Game I, 2-0.
Andy Aitkenhead	vs. Toronto Maple Leafs, 4/13/33 at Toronto, Stanley Cup Finals Game 4, 1-0.
Andy Aitkenhead	vs. Montreal Maroons, 3/20/34 at Montreal, Quarterfinals Game I, 0-0.
Dave Kerr	vs. Toronto Maple Leafs, 3/23/37 at Toronto, Quarterfinals Game I, 3-0.
Dave Kerr	vs. Montreal Maroons, 4/1/37 at Madison Square Garden, Semifinals Game I, 1-0.
Dave Kerr	vs. Montreal Maroons, 4/3/37 at Montreal, Semifinals Game 2, 4-0.
Dave Kerr	vs. Detroit Red Wings, 4/11/37 at Detroit, Stanley Cup Finals Game 3, 1-0.
Dave Kerr	vs. Boston Bruins, 3/19/40 at Madison Square Garden, Semifinals Game I, 4-0.
Dave Kerr	vs. Boston Bruins, 3/26/40 at Madison Square Garden, Semifinals Game 4, 1-0.
Dave Kerr	vs. Boston Bruins, 3/28/40 at Boston, Semifinals Game 5, 1-0.
Jim Henry	vs. Toronto Maple Leafs, 3/24/42 at Madison Square Garden, Semifinals Game 3, 3-0.
Chuck Rayner	vs. Montreal Canadiens, 4/6/50 at Montreal, Semifinals Game 5, 3-0.
Eddie Giacomin	vs. Boston Bruins, 4/8/73 at Madison Square Garden, Quarterfinals Game 4, 4-0.
John Davidson	vs. Philadelphia Flyers, 4/22/79 at Madison Square Garden, Quarterfinals Game 4, 6-0.
Glen Hanlon	vs. New York Islanders, 4/5/84 at Nassau Coliseum, Division Semifinals Game 2, 3-0.
John Vanbiesbrouck	vs. Montreal Canadiens, 5/7/86 at Madison Square Garden, Conference Finals Game 4, 2-0.
John Vanbiesbrouck	vs. Philadelphia Flyers, 4/8/87 at Philadelphia, Division Semifinals Game I, 3-0.
Mike Richter	vs. Washington Capitals, 4/7/91 at Washington, Division Semifinals Game 3, 6-0.
Mike Richter	vs. New Jersey Devils, 4/25/92 at New Jersey, Division Semifinals Game 4, 3-0.
Mike Richter	vs. New York Islanders, 4/17/94 at Madison Square Garden, Conference Quarterfinals Game I, 6-0.
Mike Richter	vs. New York Islanders, 4/18/94 at Madison Square Garden, Conference Quarterfinals Game 2, 6-0.
Mike Richter	vs. Washington Capitals, 5/5/94 at Washington, Conference Semifinals Game 3, 3-0.
Mike Richter	vs. New Jersey Devils, 5/17/94 at Madison Square Garden Conference Finals Game 2, 4-0.
Mike Richter	vs. Florida Panthers, 4/20/97 at Florida, Conference Quarterfinals Game 2, 3-0.
Mike Richter	vs. New Jersey Devils, 5/4/97 at New Jersey, Conference Semifinals Game 2, 2-0.
Mike Richter	vs. New Jersey Devils, 5/8/97 at Madison Square Garden, Conference Semifinals Game 4, 3-0.
Henrik Lundqvist	vs. Atlanta Thrashers, 4/17/07 at Madison Square Garden, Conference Quarterfinals Game 3, 7-0.
Henrik Lundqvist	vs. Pittsburgh Penguins, 5/1/08 at Madison Square Garden, Conference Semifinals Game 4, 3-0.
Henrik Lundqvist	vs. Washington Capitals, 4/18/09 at Washington, Conference Quarterfinals Game 2, 1-0.
Henrik Lundqvist	vs. Ottawa Senators, 4/16/12 at Ottawa, Conference Quarterfinals Game 3, 1-0.
Henrik Lundqvist	vs. New Jersey Devils, 5/14/12 at Madison Square Garden, Conference Finals Game I, 3-0.
Henrik Lundqvist	vs. New Jersey Devils, 5/19/12 at New Jersey, Conference Finals Game 3, 3-0.
Henrik Lundqvist	vs. Washington Capitals, 5/12/13 at Madison Square Garden, Conference Quarterfinals Game 6, 1-0.
Henrik Lundqvist	vs. Washington Capitals, 5/13/13 at Washington, Conference Quarterfinals Game 7, 5-0.
Henrik Lundqvist	vs. Montreal Canadiens, 5/29/14 at Madison Square Garden, Conference Final Game 6, 1-0.
Henrik Lundqvist	vs. Montreal Canadiens, 4/12/17 at Montreal, First Round Game I, 2-0.

RANGERS ALL-TIME PLAYOFF COACHING RECORDS

COACH	SEASONS	GAMES COACHED	WINS	LOSSES	TIES	WINNING PERCENTAGE	ROUNDS/ (RECORD)
Alain Vigneault	2013-14 - 2016-17	61	31	30	-	.508	10 / (6-4)
John Tortorella	2008-09 - 2012-13	44	19	25	-	.432	7 / (3-4)
Tom Renney	2005-06 - 2007-08	24	11	13	-	.458	5 / (2-3)
Colin Campbell	1994-95 - 1996-97	36	18	18	-	.500	7 / (4-3)
Mike Keenan	1993-94	23	16	7	-	.696	4 / (4-0)
Roger Neilson	1989-90 - 1991-92	29	13	16	-	.448	5 / (2-3)
Phil Esposito	1986-87; 1988-89	10	2	8	-	.200	2 / (0-2)
Ted Sator	1985-86	16	8	8	-	.500	3 / (2-1)
Craig Patrick	1980-81; 1984-85	17	7	10	-	.412	4 / (2-2)
Herb Brooks	1981-82 - 1983-84	24	12	12	-	.500	5 / (2-3)
Fred Shero	1978-79 - 1979-80	27	15	12	-	.556	6 / (4-2)
Jean-Guy Talbot	1977-78	3	1	2	-	.333	1 / (0-1)
Emile Francis	1966-67 - 1974-75	75	34	41	-	.453	14 / (5-9)
Doug Harvey	1961-62	6	2	4	-	.333	1 / (0-1)
Phil Watson	1955-56 - 1957-58	16	4	12	-	.250	3 / (0-3)
Lynn Patrick	1949-50	12	7	5	0	.583	2 / (1-1)
Frank Boucher	1939-40 - 1947-48	27	13	14	0	.481	5 / (2-3)
Lester Patrick	1926-27 - 1938-39	65	31	26	8	.538	24 / (14-10)

ALL-TIME PLAYOFF COACHING LEADERS

GAMES COACHED	
Emile Francis	75
Lester Patrick	65
Alain Vigneault	61
John Tortorella	44
Colin Campbell	36
Roger Neilson	29
Frank Boucher	27
Fred Shero	27
Tom Renney	24
Herb Brooks	24
Mike Keenan	23
Craig Patrick	17
Ted Sator	16
Phil Watson	16
Lynn Patrick	12
Phil Esposito	10
Doug Harvey	6
Jean-Guy Talbot	3

WINS	
Emile Francis	34
Lester Patrick	31
Alain Vigneault	31
John Tortorella	19
Colin Campbell	18
Mike Keenan	16
Fred Shero	15
Frank Boucher	13
Roger Neilson	13
Herb Brooks	12
Tom Renney	11
Ted Sator	8
Craig Patrick	7
Lynn Patrick	7
Phil Watson	4
Phil Esposito	2
Doug Harvey	2
Jean-Guy Talbot	1

WINNING PERCENTAGE	
Mike Keenan	.696
Lynn Patrick	.583
Fred Shero	.556
Lester Patrick	.538
Alain Vigneault	.508
Colin Campbell	.500
Herb Brooks	.500
Ted Sator	.500
Frank Boucher	.481
Tom Renney	.458
Emile Francis	.453
Roger Neilson	.448
John Tortorella	.432
Craig Patrick	.412
Doug Harvey	.333
Jean-Guy Talbot	.333
Phil Watson	.250
Phil Esposito	.200

LOSSES	
Emile Francis	41
Alain Vigneault	30
Lester Patrick	26
John Tortorella	25
Colin Campbell	18
Roger Neilson	16
Frank Boucher	14
Tom Renney	13
Fred Shero	12
Herb Brooks	12
Phil Watson	12
Craig Patrick	10
Ted Sator	8
Phil Esposito	8
Mike Keenan	7
Lynn Patrick	5
Doug Harvey	4
Jean-Guy Talbot	2

ROUNDS	
Lester Patrick	24
Emile Francis	14
Alain Vigneault	10
Colin Campbell	7
John Tortorella	7
Fred Shero	6
Tom Renney	5
Roger Neilson	5
Herb Brooks	5
Frank Boucher	5
Mike Keenan	4
Craig Patrick	4
Ted Sator	3
Phil Watson	3
Lynn Patrick	2
Phil Esposito	2
Jean-Guy Talbot	1
Doug Harvey	1

SERIES WINS (RECORD)	
Lester Patrick	14-10
Alain Vigneault	6-4
Emile Francis	5-9
Mike Keenan	4-0
Fred Shero	4-2
Colin Campbell	4-3
John Tortorella	3-4
Ted Sator	2-1
Craig Patrick	2-2
Frank Boucher	2-3
Tom Renney	2-3
Roger Neilson	2-3
Herb Brooks	2-3
Lynn Patrick	1-1
Jean-Guy Talbot	0-1
Doug Harvey	0-1
Phil Esposito	0-2
Phil Watson	0-3

ALL-TIME PLAYOFF COACHING RECORDS YEAR-BY-YEAR

COACH	YEAR	GAMES COACHED	WINS	LOSSES	TIES	WINNING PERCENTAGE	ROUNDS/ (RECORD)
Lester Patrick	1926-27	2	0	1	1	.250	1 / (0-1)
Lester Patrick	1927-28	9	5	3	1	.611	3 / (3-0)
Lester Patrick	1928-29	6	3	2	1	.583	3 / (2-1)
Lester Patrick	1929-30	4	1	2	1	.375	2 / (1-1)
Lester Patrick	1930-31	4	2	2	0	.500	2 / (1-1)
Lester Patrick	1931-32	7	3	4	0	.429	2 / (1-1)
Lester Patrick	1932-33	8	6	1	1	.813	3 / (3-0)
Lester Patrick	1933-34	2	0	1	1	.250	1 / (0-1)
Lester Patrick	1934-35	4	1	1	2	.500	2 / (1-1)
Lester Patrick	1936-37	9	6	3	0	.667	3 / (2-1)
Lester Patrick	1937-38	3	1	2	0	.333	1 / (0-1)
Lester Patrick	1938-39	7	3	4	0	.429	1 / (0-1)
Frank Boucher	1939-40	12	8	4	0	.667	2 / (2-0)
Frank Boucher	1940-41	3	1	2	0	.333	1 / (0-1)
Frank Boucher	1941-42	6	2	4	0	.333	1 / (0-1)
Frank Boucher	1947-48	6	2	4	0	.333	1 / (0-1)
Lynn Patrick	1949-50	12	7	5	0	.583	2 / (1-1)
Phil Watson	1955-56	5	1	4	-	.200	1 / (0-1)
Phil Watson	1956-57	5	1	4	-	.200	1 / (0-1)
Phil Watson	1957-58	6	2	4	-	.333	1 / (0-1)
Doug Harvey	1961-62	6	2	4	-	.333	1 / (0-1)
Emile Francis	1966-67	4	0	4	-	.000	1 / (0-1)
Emile Francis	1967-68	6	2	4	-	.333	1 / (0-1)
Emile Francis	1968-69	4	0	4	-	.000	1 / (0-1)
Emile Francis	1969-70	6	2	4	-	.333	1 / (0-1)
Emile Francis	1970-71	13	7	6	-	.538	2 / (1-1)
Emile Francis	1971-72	16	10	6	-	.625	3 / (2-1)
Emile Francis	1972-73	10	5	5	-	.500	2 / (1-1)
Emile Francis	1973-74	13	7	6	-	.538	2 / (1-1)
Emile Francis	1974-75	3	1	2	-	.333	1 / (0-1)
Jean-Guy Talbot	1977-78	3	1	2	-	.333	1 / (0-1)
Fred Shero	1978-79	18	11	7	-	.611	4 / (3-1)
Fred Shero	1979-80	9	4	5	-	.444	2 / (1-1)
Craig Patrick	1980-81	14	7	7	-	.500	3 / (2-1)
Herb Brooks	1981-82	10	5	5	-	.500	2 / (1-1)
Herb Brooks	1982-83	9	5	4	-	.556	2 / (1-1)
Herb Brooks	1983-84	5	2	3	-	.400	1 / (0-1)
Craig Patrick	1984-85	3	0	3	-	.000	1 / (0-1)
Ted Sator	1985-86	16	8	8	-	.500	3 / (2-1)
Phil Esposito	1986-87	6	2	4	-	.333	1 / (0-1)
Phil Esposito	1988-89	4	0	4	-	.000	1 / (0-1)
Roger Neilson	1989-90	10	5	5	-	.500	2 / (1-1)
Roger Neilson	1990-91	6	2	4	-	.333	1 / (0-1)
Roger Neilson	1991-92	13	6	7	-	.462	2 / (1-1)
Mike Keenan	1993-94	23	16	7	-	.696	4 / (4-0)
Colin Campbell	1994-95	10	4	6	-	.400	2 / (1-1)
Colin Campbell	1995-96	11	5	6	-	.455	2 / (1-1)
Colin Campbell	1996-97	15	9	6	-	.600	3 / (2-1)
Tom Renney	2005-06	4	0	4	-	.000	1 / (0-1)
Tom Renney	2006-07	10	6	4	-	.600	2 / (1-1)
Tom Renney	2007-08	10	5	5	-	.500	2 / (1-1)
John Tortorella	2008-09	7	3	4	-	.429	1 / (0-1)
John Tortorella	2010-11	5	1	4	-	.200	1 / (0-1)
John Tortorella	2011-12	20	10	10	-	.500	3 / (2-1)
John Tortorella	2012-13	12	5	7	-	.417	2 / (1-1)
Alain Vigneault	2013-14	25	13	12	-	.520	4 / (3-1)
Alain Vigneault	2014-15	19	11	8	-	.579	3 / (2-1)
Alain Vigneault	2015-16	5	1	4	-	.200	1 / (0-1)
Alain Vigneault	2016-17	12	6	6	-	.500	2 / (1-1)

ALL-TIME PLAYOFF RECORDS

TEAM RECORDS: STREAKS

LONGEST WINNING STREAK: 7 1993-94. Began 4/17, with a 6-0 victory over Islanders, in Game One of the Conference Quarterfinals. Ended 5/7, when defeated at Washington, 4-2 in Game Four of the Conference Semifinals.

LONGEST HOME WINNING STREAK: 8 Began 3/28/39, with a 2-1 victory over Boston, in Game Four of Semifinals. Ended 3/22/42, when defeated by Toronto in Game Two of the Semifinals.

LONGEST ROAD WINNING STREAK: 5 Began 5/9/72, with a 3-2 victory at Boston in Game Five of the Stanley Cup Finals. Ended 4/15/73, when defeated at Chicago, 5-4 in Game Two of the Semifinals.

LONGEST LOSING STREAK: 10 Began 4/11/68, when defeated at Chicago, 7-4 in Game Three of the Quarterfinals. Ended 4/11/70, with a 4-3 victory over Boston in Game Three of the Quarterfinals.

LONGEST HOME LOSING STREAK: 6 Began 5/18/15, when defeated by Tampa Bay, 6-2, in Game Two of the Conference Final. Ended 4/18/17, with a 2-1 victory over Montreal in Game 4 of the First Round.

LONGEST ROAD LOSING STREAK: 17 Began 4/3/58, when defeated at Boston, 6-1, in Game Five of the Semifinals. Ended 4/11/71, with a 4-2 victory at Toronto in Game Four of the Quarterfinals.

TEAM RECORDS: PLAYOFF YEAR

MOST GAMES PLAYED: 25 2013-14 (13-12).

MOST WINS: 16 1993-94 (23 games).

MOST LOSSES: 12 2013-14 (25 games).

MOST TIES: 2 1934-35 (4 games).

MOST GOALS: 81 1993-94 (23 games).

MOST ASSISTS: 121 1993-94 (23 games).

MOST SCORING POINTS: 202 1993-94 (23 games).

MOST PENALTY MINUTES: 426 1985-86 (16 games).

MOST GOALS ALLOWED: 60 2013-14 (25 games).

MOST SHUTOUTS: 4 (twice) 1993-94 (23 games) and 1936-37 (9 games).

MOST SHUTOUTS AGAINST: 3 2013-14 (25 games) and 2014-15 (19 games).

MOST POWER PLAY GOALS: 22 1993-94, 8 vs. Islanders, 4 vs. Washington, 4 vs. New Jersey and 6 vs. Vancouver.

MOST SHORTHANDED GOALS: 6 1978-79, 5 vs. Philadelphia and 1 vs. Montreal.

LATEST DATE OF PLAYOFF GAME: 6/14/94 vs. Vancouver, Stanley Cup Finals, Game Seven.

TEAM RECORDS: SERIES

MOST GOALS: 29 1980-81, Quarterfinals. Rangers defeated St. Louis, 4 games to 2, outscoring opponent 29-22.

MOST GOALS, TWO-GAME SERIES: 9 1978-79, Preliminary Round. Rangers defeated Los Angeles, 2 games to 0, outscoring opponent 9-2.

MOST GOALS, THREE-GAME SERIES: 18 1982-83, Division Semifinals. Rangers defeated Philadelphia, 3 games to 0, outscoring opponent 18-9.

MOST GOALS, FOUR-GAME SERIES: 23 1980-81, Preliminary Round. Rangers defeated Los Angeles, 3 games to 1, outscoring opponent 23-12.

MOST GOALS, FIVE-GAME SERIES: 28 1978-79, Quarterfinals. Rangers defeated Philadelphia, 4 games to 1, outscoring opponent 28-8.

MOST GOALS, SIX-GAME SERIES: 29 1980-81, Quarterfinals. Rangers defeated St. Louis, 4 games to 2, outscoring opponent 29-22.

MOST GOALS, SEVEN-GAME SERIES: 28 1991-92, Division Semifinals. Rangers defeated New Jersey, 4 games to 3, outscoring opponent 28-25.

MOST GOALS ALLOWED: 28 (twice) 1957-58, Semifinals. Rangers defeated by Boston, 4 games to 2, being outscored 28-16; 1982-83, Division Finals. Rangers defeated by NY Islanders, 4 games to 2, being outscored 28-15.

MOST GOALS ALLOWED, TWO-GAME SERIES: 5 (three times) 1934-35, Quarterfinals. Rangers defeated Montreal Canadiens, 6-5 in total goals; 1934-35, Semifinals. Rangers defeated by Montreal Maroons, 5-4 in total goals; 1932-33, Quarterfinals. Rangers defeated Montreal Canadiens, 8-5 in total goals.

MOST GOALS ALLOWED, THREE-GAME SERIES: 18 1931-32, Stanley Cup Finals. Rangers defeated by Toronto, 3 games to 0, being outscored 18-10.

MOST GOALS ALLOWED, FOUR-GAME SERIES: 22 1980-81, Semifinals. Rangers defeated by NY Islanders, 4 games to 0, being outscored 22-8.

MOST GOALS ALLOWED, FIVE-GAME SERIES: 24 1955-56, Semifinals. Rangers defeated by Montreal Canadiens, 4 games to 1, being outscored 24-9.

MOST GOALS ALLOWED, SIX-GAME SERIES: 28 (twice) 1957-58, Semifinals. Rangers defeated by Boston, 4 games to 2, being outscored 28-16; 1982-83, Division Finals. Rangers defeated by NY Islanders, 4 games to 2, being outscored 28-15.

MOST GOALS ALLOWED, SEVEN-GAME SERIES: 25 1991-92, Division Semifinals. Rangers defeated New Jersey, 4 games to 3. Rangers scored 28 goals, Devils scored 25 goals.

ALL-TIME PLAYOFF RECORDS

TEAM RECORDS: SERIES (CONT'D)

MOST GOALS, BOTH TEAMS: 53 1991-92, Division Semifinals. Rangers defeated New Jersey, 4 games to 3, outscoring opponent 28-25.

MOST GOALS, BOTH TEAMS, TWO-GAME SERIES: 13 1932-33, Quarterfinals. Rangers defeated Montreal Canadiens, 8-5 in total goals.

MOST GOALS, BOTH TEAMS, THREE-GAME SERIES: 28 1931-32, Stanley Cup Finals. Rangers defeated by Toronto, 3 games to 0, being outscored 18-10.

MOST GOALS, BOTH TEAMS, FOUR-GAME SERIES: 35 1980-81, Preliminary Round. Rangers defeated Los Angeles, 3 games to 1, outscoring opponent 23-12.

MOST GOALS, BOTH TEAMS, FIVE-GAME SERIES: 37 1989-90, Division Finals. Rangers defeated by Washington, 4 games to 1, being outscored 22-15.

MOST GOALS, BOTH TEAMS, SIX-GAME SERIES: 51 1980-81, Quarterfinals. Rangers defeated St. Louis, 4 games to 2, outscoring opponent 29-22.

MOST GOALS, BOTH TEAMS, SEVEN-GAME SERIES: 53 1991-92, Division Semifinals. Rangers defeated New Jersey, 4 games to 3, outscoring opponent 28-25.

MOST OVERTIME GAMES, ONE SERIES: 4 1938-39, Semifinals. Rangers defeated by Boston, 4 games to 3.

MOST PENALTY MINUTES: 224 1988-89, Division Semifinals vs. Pittsburgh (4 games). Pittsburgh had 210 penalty minutes for a total of 434 minutes.

MOST POWER PLAY GOALS: 10 1989-90, Division Semifinals vs. Islanders.

MOST SHORTHANDED GOALS: 5 1978-79, Quarterfinals vs. Philadelphia.

MOST SHUTOUTS: 3 1939-40, Semifinals vs. Boston.

MOST SHUTOUTS AGAINST: 2 (7 times) 2014-15, Conference Final vs. Tampa Bay; 2013-14, Second Round vs. Pittsburgh; 2008-09, Conference Quarterfinals vs. Washington; 1986-87, Division Semifinals vs. Philadelphia; 1936-37, Stanley Cup Finals vs. Detroit; 1930-31, Semifinal vs. Chicago; 1927-28, Stanley Cup Finals vs. Montreal Maroons.

FEWEST GOALS: 0 1930-31, Semifinals. Rangers defeated by Chicago, 3-0 in total goals.

FEWEST GOALS, TWO-GAME SERIES: 0 1930-31, Semifinals. Rangers defeated by Chicago, 3-0 in total goals.

FEWEST GOALS, THREE-GAME SERIES: 6 (twice) 1977-78, Preliminary Round. Rangers defeated by Buffalo, 2 games to 1, being outscored 11-6; 1940-41, Quarterfinals. Rangers defeated by Detroit, 2 games to 1, with 6 goals each.

FEWEST GOALS, FOUR-GAME SERIES: 4 2005-06, Conference Quarterfinals. Rangers defeated by New Jersey Devils, 4 games to 0, being outscored 17-4.

FEWEST GOALS, FIVE-GAME SERIES: 5 1927-28, Stanley Cup Finals. Rangers defeated Montreal Maroons, 3 games to 2, being outscored by opponent 6-5.

FEWEST GOALS, SIX-GAME SERIES: 12 (3 times) 1967-68, Quarterfinals. Rangers defeated by Chicago, 4 games to 2, being outscored 18-12; 1947-48, Semifinals. Rangers defeated by Detroit, 4 games to 2, being outscored 17-12; 1941-42, Semifinals. Rangers defeated by Toronto, 4 games to 2, being outscored 13-12.

FEWEST GOALS, SEVEN-GAME SERIES: 11 2008-09, Conference Quarterfinals. Rangers defeated by Washington, 4 games to 3, being outscored, 19-11.

FEWEST GOALS ALLOWED: 0 (twice) 1936-37, Semifinals. Rangers defeated Montreal Maroons, 2 games to 0, outscoring opponent 5-0; 1928-29, Quarterfinals. Rangers defeated NY Americans, 1-0 in total goals.

FEWEST GOALS ALLOWED, TWO-GAME SERIES: 0 (twice) 1936-37, Semifinals. Rangers defeated Montreal Maroons, 2 games to 0, outscoring opponent 5-0; 1928-29, Quarterfinals. Rangers defeated NY Americans, 1-0 in total goals.

FEWEST GOALS ALLOWED, THREE-GAME SERIES: 6 1940-41, Quarterfinals. Rangers defeated by Detroit, 2 games to 1, with 6 goals each.

FEWEST GOALS ALLOWED, FOUR-GAME SERIES: 3 1993-94, Conference Quarterfinals. Rangers defeated NY Islanders, 4 games to 0, outscoring opponent 22-3.

FEWEST GOALS ALLOWED, FIVE-GAME SERIES: 5 1996-97, Conference Semifinals. Rangers defeated New Jersey, 4 games to 1, outscoring opponent 10-5.

FEWEST GOALS ALLOWED, SIX-GAME SERIES: 9 1939-40, Semifinals. Rangers defeated Boston, 4 games to 2, outscoring opponent 15-9.

FEWEST GOALS ALLOWED, SEVEN-GAME SERIES: 12 (twice) 2012-13, Conference Quarterfinals. Rangers defeated Washington, 4 games to 3, outscoring opponent 16-12; 2014-15, Second Round. Rangers defeated Washington, 4 games to 3, outscoring opponent 13-12.

FEWEST GOALS, BOTH TEAMS: 1 1928-29, Quarterfinals. Rangers defeated NY Americans, 1-0 in total goals.

FEWEST GOALS, BOTH TEAMS, TWO-GAME SERIES: 1 1928-29, Quarterfinals. Rangers defeated NY Americans, 1-0 in total goals.

FEWEST GOALS, BOTH TEAMS, THREE-GAME SERIES: 12 1940-41, Quarterfinals. Rangers defeated by Detroit, 2 games to 1, with 6 goals each.

FEWEST GOALS, BOTH TEAMS, FOUR-GAME SERIES: 16 1932-33, Stanley Cup Finals. Rangers defeated Toronto, 3 games to 1, outscoring opponent 11-5.

FEWEST GOALS, BOTH TEAMS, FIVE-GAME SERIES: 11 1927-28, Stanley Cup Finals. Rangers defeated Montreal Maroons, 3 games to 2, being outscored by opponent 6-5.

FEWEST GOALS, BOTH TEAMS, SIX-GAME SERIES: 24 1939-40, Semifinals. Rangers defeated Boston, 4 games to 2, outscoring opponent 15-9.

FEWEST GOALS, BOTH TEAMS, SEVEN-GAME SERIES: 25 2014-15, Second Round. Rangers defeated Washington, 4 games to 3, outscoring opponent 13-12.

ALL-TIME PLAYOFF RECORDS

TEAM RECORDS: GAME

GREATEST WINNING MARGIN: 7 (twice) last – 4/17/07, Conference Quarterfinals, Game Three. Rangers defeated Atlanta Thrashers, 7-0 at Madison Square Garden.

GREATEST WINNING MARGIN, HOME: 7 (twice) last – 4/17/07, Conference Quarterfinals, Game Three. Rangers defeated Atlanta Thrashers, 7-0 at Madison Square Garden.

GREATEST WINNING MARGIN, ROAD: 6 (twice) last – 4/7/91, Division Semifinals, Game Three. Rangers defeated Washington, 6-0.

GREATEST LOSING MARGIN: 7 (twice) last – 4/19/86, Division Finals, Game Two. Rangers defeated by Washington, 8-1 in Washington.

GREATEST LOSING MARGIN, HOME: 6 (twice) last – 4/13/86, Division Semifinals, Game Four. Rangers defeated by Philadelphia, 7-1.

GREATEST LOSING MARGIN, ROAD: 7 (twice) last – 4/19/86, Division Finals, Game Two. Rangers defeated by Washington, 8-1.

MOST GOALS: 10 4/11/81, Preliminary Round, Game Three. Rangers defeated Los Angeles, 10-3, at Madison Square Garden.

MOST GOALS ALLOWED: 8 (5 times) last– 4/9/87, Division Semifinals, Game Two. Rangers defeated at Philadelphia, 8-3.

MOST GOALS, BOTH TEAMS: 13 (3 times) last – 4/27/92, Division Semifinals, Game Five. Rangers defeated New Jersey, 8-5 at Madison Square Garden.

MOST PENALTY MINUTES, BOTH TEAMS: 267 4/9/81, Preliminary Round, Game Two. Rangers had 142 penalty minutes and Los Angeles had 125 minutes for a total of 267 minutes.

FEWEST PENALTIES: 0 (3 times) last – 5/29/15, Conference Final, Game Seven. Rangers defeated by Tampa Bay, 2-0.

FEWEST PENALTY MINUTES: 0 (3 times) last – 5/29/15, Conference Final, Game Seven. Rangers defeated by Tampa Bay, 2-0.

MOST PENALTY MINUTES: 142 4/9/81, Preliminary Round, Game Two at Los Angeles. Los Angeles had 125 minutes for a total of 267 minutes.

MOST POWER PLAY GOALS: 4 4/8/82, Division Semifinals, Game Two vs. Philadelphia at Madison Square Garden.

MOST SHORTHANDED GOALS: 2 (8 times) last – 4/29/17, Second Round, Game Two at Ottawa.

MOST SHOTS: 54 5/31/94, Stanley Cup Finals, Game One vs. Vancouver at Madison Square Garden. Rangers were defeated 3-2 in overtime.

MOST SHOTS ALLOWED: 59 4/5/62, Semifinals, Game Five at Toronto. Rangers were defeated 3-2 in the second overtime.

FEWEST GOALS, BOTH TEAMS: 0 (three times) last – 3/20/34, Quarterfinals, Game One. Rangers tied Montreal Maroons 0-0 in first game of total-goals series at Montreal.

TEAM RECORDS: OVERTIME GAME

ALL-TIME OVERTIME RECORD: 41 Wins and 52 Losses; 19-19 at home, 22-33 on the road.

LONGEST HOME OVERTIME PLAYED BY RANGERS: 60 min. 40 sec. Quarterfinals, Game Three. Lorne Carr of the New York Americans scored at 0:40 of the fourth overtime, 3/27/38. Americans won, 3-2.

LONGEST ROAD OVERTIME PLAYED BY RANGERS: 68 min. 20 sec. Semifinals, Game One. Gus Rivers of the Montreal Canadiens scored at 8:20 of the fourth overtime, 3/28/30 at Montreal. Canadiens won, 2-1.

SHORTEST HOME OVERTIME PLAYED BY RANGERS: 11 sec. Preliminary Round, Game Three. J.P. Parise of the New York Islanders scored at 0:11 of the first overtime, 4/11/75. Islanders won, 4-3.

SHORTEST ROAD OVERTIME PLAYED BY THE RANGERS: 25 sec. Conference Semifinals, Game Two. Kevin Haller of the Philadelphia Flyers scored at 0:25 of the first overtime, 5/22/95 at Philadelphia. Flyers won series, 4-0.

MOST SHOTS (OVERTIME): 17 5/31/94, Stanley Cup Finals, Game One vs. Vancouver at Madison Square Garden. Canucks won 3-2.

FASTEST OVERTIME GOAL BY A RANGER: 33 sec. Preliminary Round, Game One. Steve Vickers scored at 0:33 of the first overtime against the Atlanta Flames at Madison Square Garden, 4/8/80. Rangers won, 2-1.

TEAM RECORDS: PERIOD

MOST GOALS: 6 Quarterfinals, Game Five. Defeated Philadelphia, 8-3 on 4/24/79. Rangers scored six goals in third period and won game, 8-3.

MOST GOALS ALLOWED: 5 (7 times) last – Stanley Cup Finals, Game Five. 6/9/94 by Vancouver at Madison Square Garden. Canucks scored five goals in the third period and won the game, 6-3.

MOST GOALS BY RANGERS AND OPPONENT: 9 Quarterfinals, Game Five. 4/24/79 vs. Philadelphia in the third period at Philadelphia. Rangers scored six goals and the Flyers scored three.

MOST PENALTY MINUTES: 125 Preliminary Round, Game Two in the first period at Los Angeles on 4/9/81.

MOST PENALTY MINUTES, OPPONENT: 104 Preliminary Round, Game Two in the first period at Los Angeles on 4/9/81.

MOST PENALTY MINUTES, BOTH TEAMS: 229 Preliminary Round, Game Two in first period at Los Angeles on 4/9/81. Rangers had 125 minutes and Los Angeles had 104 minutes.

MOST PENALTIES: 24 Preliminary Round, Game Two in first period at Los Angeles on 4/9/81. Los Angeles had 19 penalties for a total of 43 penalties.

MOST POWER PLAY GOALS: 3 (twice) Eastern Conference Final, Game One in the third period at Montreal on 5/17/14. Stanley Cup Finals, Game Three in the first period against Boston at Madison Square Garden on 5/4/72.

FASTEST TWO GOALS: 6 sec. Rod Gilbert at 9:32 and 9:38 of second period against Chicago in Quarterfinals at Chicago, 4/11/68.

FASTEST THREE GOALS: 38 sec. Jim Wiemer at 12:29, Bob Brooke at 12:43, Ron Greschner at 13:07 of third period against Philadelphia in Division Semifinals at Madison Square Garden, 4/12/86.

ALL-TIME PLAYOFF RECORDS

INDIVIDUAL RECORDS: CAREER

MOST GAMES PLAYED: 122 Dan Girardi
MOST GOALS: 34 Rod Gilbert
MOST ASSISTS: 61 Brian Leetch
MOST POINTS: 89 Brian Leetch
MOST GOALS BY A DEFENSEMAN: 28 Brian Leetch
MOST ASSISTS BY A DEFENSEMAN: 61 Brian Leetch
MOST POINTS BY A DEFENSEMAN: 89 Brian Leetch
MOST POWER PLAY GOALS: 13 Adam Graves
MOST PENALTY MINUTES: 150 Ching Johnson
MOST APPEARANCES BY A GOALTENDER: 128 Henrik Lundqvist
MOST WINS: 61 Henrik Lundqvist
MOST SHUTOUTS: 10 Henrik Lundqvist
MOST PLAYOFF SEASONS: 12 Ron Greschner

INDIVIDUAL RECORDS: PLAYOFF YEAR

MOST GOALS: 12 Mark Messier, 1993-94.
MOST ASSISTS: 23 Brian Leetch, 1993-94.
MOST POINTS: 34 Brian Leetch, 1993-94.
MOST GOALS BY A DEFENSEMAN: 11 Brian Leetch, 1993-94.
MOST ASSISTS BY A DEFENSEMAN: 23 Brian Leetch, 1993-94.
MOST POINTS BY A DEFENSEMAN: 34 Brian Leetch, 1993-94.
MOST POINTS BY A ROOKIE: 20 Don Maloney, 1978-79 (18 games, 7 goals, 13 assists).
MOST POWER PLAY GOALS: 6 Adam Graves, 1995-96.
MOST GAME-WINNING GOALS: 4 Frank Boucher, 1927-28; Brian Leetch, 1993-94; Mark Messier, 1993-94.
MOST PENALTY MINUTES: 93 Ed Hospodar, 1980-81.
MOST THREE-OR-MORE-GOAL GAMES: 2 Wayne Gretzky, 1996-97.
MOST CONSECUTIVE SHUTOUTS: 3 John Ross Roach, 1928-29. 3/19 vs. NY Americans 0-0, 3/21 vs. NY Americans 1-0, 3/24 vs. Toronto 1-0.
MOST MINUTES PLAYED BY A GOALTENDER: 1,515:35 Henrik Lundqvist, 2013-14 (25 games).
MOST WINS BY A GOALTENDER: 16 Mike Richter, 1993-94.
MOST SHUTOUTS: 4 Mike Richter, 1993-94; Dave Kerr, 1936-37.

INDIVIDUAL RECORDS: SERIES

MOST GOALS: 6 (many times) last - Adam Graves, 1995-96, Conference Quarterfinals vs. Montreal.
MOST GOALS, OPPONENT: 9 John Druce, Washington, 1989-90, Division Finals vs. Washington.
MOST ASSISTS: 8 (many times) last - Ryan McDonagh, 2013-14, Conference Final vs. Montreal.
MOST ASSISTS, OPPONENT: 10 (many times) last - Bob Bourne, NY Islanders, 1982-83, Division Final vs. NY Islanders.
MOST POINTS: 11 (many times) last - Brian Leetch, 1993-94, Stanley Cup Finals vs. Vancouver. Leetch had 5 goals and 6 assists.
MOST POINTS, OPPONENT: 14 Fleming MacKell, Boston, 1957-58, Semifinals vs. Boston.
MOST PENALTY MINUTES: 93 Ed Hospodar, 1980-81, Preliminary Round vs. Los Angeles.
MOST POWER PLAY GOALS: 5 Adam Graves, 1995-96, Conference Quarterfinals vs. Montreal.
MOST SHUTOUTS: 3 Dave Kerr, 1940, Semifinals vs. Boston in Game One (4-0), Game Four (1-0), and Game Five (1-0).

ALL-TIME PLAYOFF RECORDS

INDIVIDUAL RECORDS: GAME

MOST GOALS: 3 (15 times) last – Derick Brassard, 5/26/15 at Tampa Bay in Game Six of the Conference Final.

MOST GOALS BY A DEFENSEMAN: 3 Brian Leetch, 5/22/95 at Philadelphia in Game Two of the Conference Semifinals.

MOST ASSISTS: 6 Mikko Leinonen, 4/8/82 against Philadelphia in Game Two of the Division Semifinals.

MOST POINTS: 6 Mikko Leinonen, 4/8/82 against Philadelphia in Game Two of the Division Semifinals.

MOST POINTS BY A DEFENSEMAN: 4 (six times) Ryan McDonagh, 5/17/14 vs. Montreal in Game One of the Conference Final at Montreal (one goal, three assists). Brian Leetch, 6/7/94 vs. Vancouver in Game Four of the Stanley Cup Finals at Vancouver (one goal, three assists).

Brian Leetch, 5/9/94 vs. Washington in Game Five of the Conference Semifinals at Madison Square Garden (one goal, three assists). Brian Leetch, 4/21/94 vs. NY Islanders in Game Three of the Conference Quarterfinals at Long Island (one goal, three assists). Dave Maloney, 4/9/83 vs. Philadelphia in Game Three of the Division Semifinals at Madison Square Garden (four assists). Brad Park, 5/4/72 vs. Boston in Game Three of the Stanley Cup Finals at Madison Square Garden (two goals, two assists).

MOST PENALTY MINUTES: 39 Ed Hospodar, 4/9/81 at Los Angeles in Game Two of the Preliminary Round.

MOST POWER PLAY GOALS: 2 (13 times) last - Wayne Gretzky, 5/18/97 at Philadelphia in Game Two of the Conference Finals.

MOST SHORTHANDED GOALS: 2 Mark Messier, 4/21/92 against New Jersey at Madison Square Garden in Game Two of the Division Semifinals.

FASTEST GOAL FROM START OF GAME: 27 sec. Ed Hospodar on 4/9/81 vs. Los Angeles at Los Angeles in Game Two of the Preliminary Round.

FASTEST GOAL FROM START OF GAME BY OPPONENT: 13 sec. Claude Larose of Montreal on 4/11/67 at Madison Square Garden in Game Three of the Semifinals.

INDIVIDUAL RECORDS: PERIOD

MOST GOALS: 3 (twice) Conference Quarterfinals, Game Four - Wayne Gretzky, 4/23/97 vs. Florida, at Madison Square Garden in the second period. Conference Finals, Game Six - Mark Messier, 5/25/94 at New Jersey in the third period.

MOST ASSISTS: 3 (six times) First Round, Game Two - J.T. Miller, 4/16/16 vs. Pittsburgh at Pittsburgh in the second period. Conference Quarterfinals, Game Three – Jaromir Jagr, 4/17/07 vs. Atlanta at Madison Square Garden in the first period. Conference Quarterfinals, Game Two - Alexei Kovalev, 5/8/95 vs. Quebec at Quebec in the third period. Conference Semifinals, Game Five - Brian Leetch, 5/9/94 vs. Washington, at Madison Square Garden in the first period. Semifinals, Game Three - Jean Ratelle, 4/22/71 vs. Chicago at Madison Square Garden in the first period. Division Semifinals, Game Two - Mikko Leinonen, 4/8/82 vs. Philadelphia at Madison Square Garden in the first period.

MOST PENALTIES: 6 Preliminary Round, Game Two - Ed Hospodar, 4/9/81 at Los Angeles in the first period. (2 minors, 1 major, 1 ten minute misconduct, 2 game misconducts).

MOST PENALTY MINUTES: 39 Preliminary Round, Game Two - Ed Hospodar, 4/9/81 at Los Angeles in the first period.

MOST POWER PLAY GOALS: 2 (four times) Conference Quarterfinals, Game Three - Adam Graves, 4/21/96 at Montreal in the first period.

Conference Semifinals, Game Two - Brian Leetch, 5/22/95 at Philadelphia in the first period. Semifinals, Game Two - Mac Colville, 3/22/42 vs. Toronto at Madison Square Garden in the third period. Stanley Cup Finals, Game Three - Brad Park, 5/4/72 vs. Boston at Madison Square Garden in the first period.

NEW YORK RANGERS STANLEY CUP CHAMPIONSHIP TEAMS



1927-28 — Standing (Left to Right)-Ching Johnson, Bill Boyd, Paul Thompson, Lorne Chabot, Lester Patrick (sub-goaltender, manager and coach), Bill Cook, Taffy Abel, Joe Miller (sub-goaltender), Bun Cook. Bottom Row (Left to Right)-Harry Westerby (trainer), Murray Murdoch, Art Chapman, Leo Bourgeault, Patsy Callighen, (unknown), Frank Boucher, Alex Gray.




1932-33 — Standing (Left to Right)-Jimmy Arnott, Gordon Pettinger, Bill Cook, Earl Seibert, Ossie Asmundson, Lester Patrick (Manager), Babe Siebert, Ching Johnson, Bun Cook, Butch Keeling, Murray Murdoch, Ott Heller, Doug Brennan. Bottom Row (Left to Right)-Wilfie Starr, Carl Voss, Cecil Dillon, Harry Westerby (Trainer), Artie Somers, Andy Aitkenhead.



1939-40 — Standing (Left to Right)-Frank Boucher (Coach), Lynn Patrick, Neil Colville, Ott Heller, Art Coulter (Captain), Babe Pratt, Muzz Patrick, Alf Pike, Lester Patrick (Manager). Bottom Row (Left to Right)-Alex Shibicky, Phil Watson, Kilby MacDonald, Bryan Hextall, Dave Kerr, Mac Colville, Clint Smith, Dutch Hiller, Harry Westerby (Trainer).

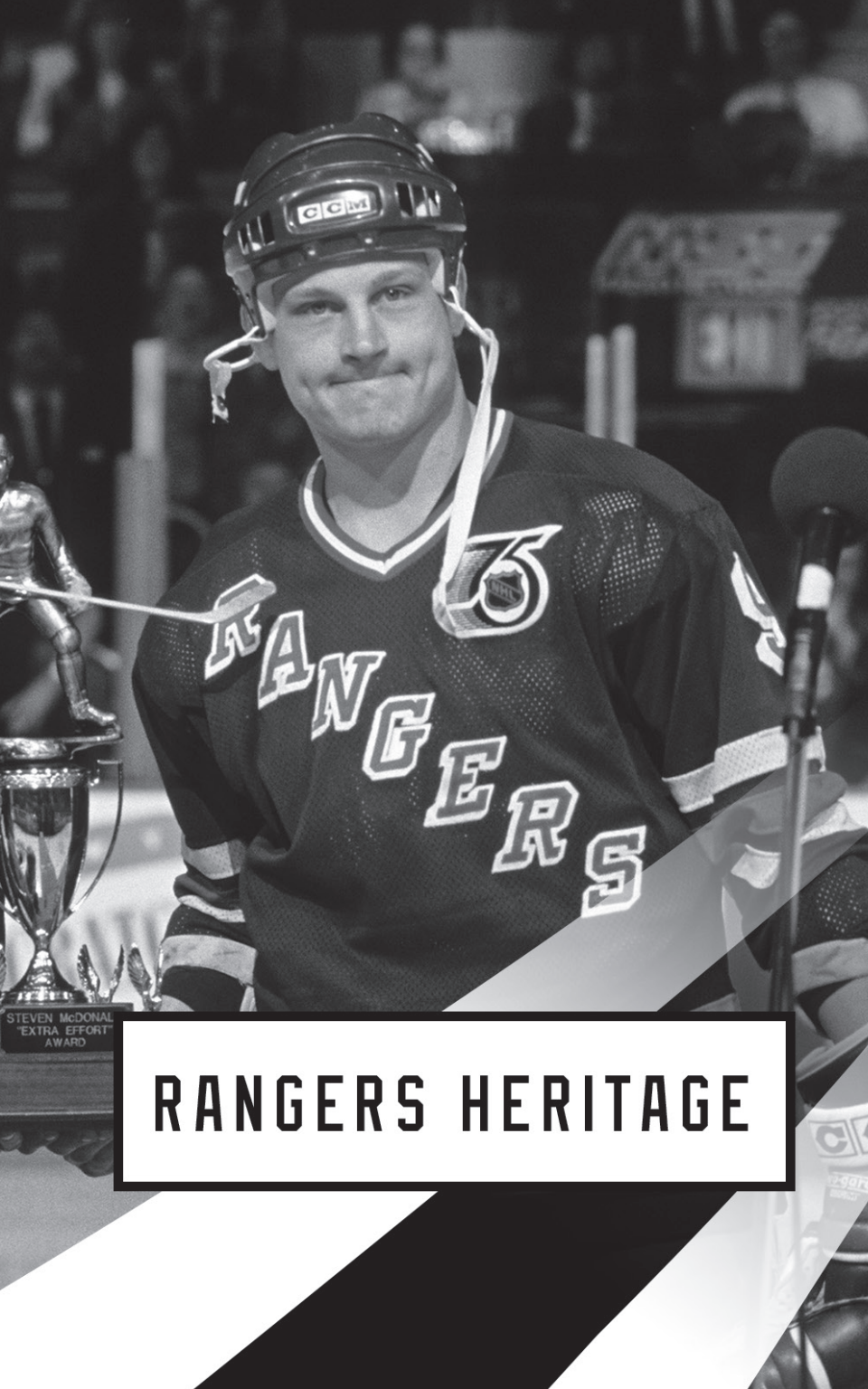
NEW YORK RANGERS STANLEY CUP CHAMPIONSHIP TEAMS

New York Rangers 1993-94 Stanley Cup Champions



First Row (left to right): Mike Richter, Kevin Lowe, Steve Larmer, Dick Todd - Assistant Coach, Neil Smith - President and General Manager, Mark Messier - Captain, Mike Keenan - Head Coach, Colin Campbell - Associate Coach, Brian Leetch, Adam Graves, Glenn Healy, Second Row: Mike Folgia - Trainer, Joe Murphy - Trainer, Glenn Anderson, Joe Kocur, Alexei Kovalev, Craig MacTavish, Sergei Nemchinov, Sergei Zubov, Dave Smith - Trainer, Bruce Liriori - Trainer, Third Row: Esa Tikkanen, Greg Gilbert, Jay Wells, Stephane Matteau, Jeff Beukeboom, Doug Lidster, Brian Noonan, Top Row: Mike Hartman, Mike Hudson, Alexander Karpovisev, Eddie Olczyk, Nick Kypreos.





RANGERS HERITAGE

Madison Square Garden

The World's Most Famous Arena

The Rangers images alone are endless, burning, unforgettable...Pete Stenkowski in triple overtime...Ed-die, Ed-die...Mark Messier, Cup in hand, wiping out 54 years of frustration...The Great One's farewell...

Those images just scratch the surface of this building, which also featured Hope and Crosby on Opening Night... Willis Reed out of the tunnel for Game Seven...19 straight Knicks points against Milwaukee...Sinatra in The Main Event...Ali and Frazier in The Fight...The Dunk... Patrick Ewing slam-dunking the Knicks into the Finals... LJ's four-pointer...The Stones and The Dead and The King and The Pope and Streisand and Carter and Clinton and Bush...

It could all only happen in one place...Not a mere building but a state of mind...The greatest of the great in sports, arts and entertainment, summed up in three words...

Madison Square Garden ...

The World's Most Famous Arena...

BEGINNINGS

The current Garden - located between 31st and 33rd Streets and Seventh and Eighth Avenues on Manhattan's West Side - is the fourth building (third site) to be named Madison Square Garden.

Garden I was located at Madison Square: 26th Street and Madison Avenue. It was originally opened in 1874 (at a cost of \$35,000) by the legendary P.T. Barnum as "Barnum's Monster Classical and Geological Hippodrome." However, it was soon renamed "Gilmore's Garden" when the lease was auctioned off to bandmaster Patrick S. Gilmore (the term "Garden" was used often during this period to denote a place of public gathering and entertainment).

The building, which had 28-foot walls without a roof, hosted a varied schedule of social and fraternal meetings, flower shows and commercial exhibitions. When Gilmore's lease expired in 1878, it was picked up briefly by W. M. Tilesen.

The following year, William Vanderbilt of the New York Central Railroad assumed control of the facility and officially renamed it "Madison Square Garden" on May 31, 1879. Featuring a sports and entertainment program that stressed such events as boxing and the

National Horse Show, Garden I stood until its demolition in 1889.



Garden II was constructed on the site of Garden I, opening on Jun. 16, 1890 at a cost of \$1.5 million. It contained an 8,000-seat main arena, 1,500-seat concert hall, 1,200-seat theatre and the world's largest indoor swimming pool. The Spanish Renaissance-style structure was topped by its most famous feature: a 32-story tower and roof garden atop which stood Augustus Saint-Gauden's gold statue of Diana, Goddess of the Hunt.

Stanford White, the renowned architect who designed Garden II, also figured in its most famous - and infamous - event. On the night of Jun. 25, 1906, White was gunned down in the Garden's rooftop garden by Pittsburgh millionaire Harry Thaw, allegedly in revenge for White's long-standing affair with Thaw's wife, showgirl Evelyn Nesbit. The White-Thaw-Nesbit love triangle was ultimately immortalized in the 1955 film *The Girl in the Red Velvet*

Swing - starring Ray Milland as White and Joan Collins as Nesbit - and in the recent best-seller *American Eve* by Paula Uruburu (Riverhead Books, 2008). Nesbit died in obscurity in California at age 81 in 1967.

Garden II hosted a sporting card heavy with boxing, wrestling, six-day bicycle races and horse shows, along with national events such as the 1924 Democratic National Convention, a marathon that lasted through 16 days and 103 ballots. Movie buffs will recall that in Orson Welles' 1941 classic *Citizen Kane*, Charles Foster Kane's acceptance of the 1916 New York gubernatorial nomination takes place at Garden II (although, obviously, it wasn't actually filmed there).

Garden II closed with a boxing card on May 5, 1925, followed by a mournful eulogy by ring announcer Joe Humphreys: "Farewell to thee, o temple of fistiana. Farewell to thee, o sweet Miss Diana...". The New York Life Insurance Building (51 Madison Avenue) occupies the former site of Gardens I and II, while Diana found a new home at the Philadelphia Museum of Art.



Garden III - the "Old Garden" - was built in just 249 days at 49th Street and Eighth Avenue under the watchful eyes of promoter Tex Rickard and architect Thomas Lamb. The fabled 18,000-seat arena, built at a cost of \$5.6 million, opened with a six-day bicycle race on Nov. 24, 1925, and for 43 years was America's premier sports and entertainment showplace. Ironically, Rickard did not live to see the blossoming of Garden III, suffering a fatal appendicitis attack on Jan. 6, 1929.

Anyone who ever set foot in the Old Garden remembers its unforgettable atmosphere...the sky-high balcony...the haze from decades of cigarette smoke...the main lobby, a schmoozer's paradise...the marquee...G.O. Cards...the organ (played first by Gladys Gooding, later by Virginia Thomas)...the unmistakable voice of John Condon...the Nedick's and Adam Hats stores that flanked the main entrance...

Sports - especially hockey, basketball, boxing and track - would be the lifeblood of the Old Garden. But it also hosted entertainment extravaganzas ranging from the Ringling Bros. and Barnum & Bailey Circus and the Gene Autry Rodeo to star-studded spectacles like Mike Todd's 1957

anniversary party for his film *Around the World in 80 Days* and President John F. Kennedy's May 19, 1962 birthday party which featured Marilyn Monroe's breathless version of "Happy Birthday." On the screen, the Garden provided the inspiration, and title, for the 1932 Paramount epic *Madison Square Garden*, starring Jack Oakie and ZaSu Pitts, as well as the on-location backdrop for the harrowing final reel of John Frankenheimer's 1962 classic *The Manchurian Candidate*.

The first NHL team to play at Garden III was the New York Americans, who rented the building for the 1925-26 season. The Rangers played their first regular-season NHL game there on Nov. 16, 1926, beating the Montreal Maroons 1-0. In the 42 years the Rangers played on 49th Street, they would win three Stanley Cup championships (1928, 1933, and 1940) and develop a host of Hall of Famers, including Bill Cook, Bun Cook, Frank Boucher, Ching Johnson, Babe Pratt, Neil Colville, Chuck Rayner, Andy Bathgate, Harry Howell, Gump Worsley, Rod Gilbert, Jean Ratelle, and Eddie Giacomin.

The Rangers played their final game at the Old Garden on the afternoon of Feb. 11, 1968; a 3-3 tie with Detroit. The last event ever was the Westminster Dog Show, over Feb. 12-13, 1968. After the Old Garden was demolished, the site was used for years as a Kinney parking lot.

The Worldwide Plaza office/apartment complex, which opened in 1989, now occupies the site.



Garden IV On Nov. 3, 1960, Garden president Irving Mitchell Felt announced plans for a new Madison Square Garden - Garden IV - to eventually be built at 33rd Street between Seventh and Eighth Avenues, atop Pennsylvania Station.

Prospective sites for a New Garden had been discussed throughout the mid- and late-'50s, especially the area at Columbus Circle which would eventually house the New York Coliseum and, ultimately, the Time Warner Center.

Then the Garden Corporation obtained the coveted "air rights" above Penn Station from the Pennsylvania Railroad in 1961. The Railroad had entertained the idea of selling Penn Station's air rights as far back as 1951, when faced with a \$72 million deficit. In 1955, Railroad president James Symes and famed real estate developer William Zeckendorf signed an agreement to option the Station's air rights for an industrial-commercial "Palace of Progress", with a new, renovated Penn Station below street level. When the project fell through, the Railroad sold the air rights to the Garden Corporation. Above-ground demolition of Penn Station began on Oct. 28, 1963, with new concrete poured starting on May 1, 1964.



Garden IV opened as a glittering sports and entertainment showplace, with its distinctive circular, cable-suspended roof above the 19,000-seat arena, its 5,000-seat Felt Forum, 48-lane Bowling Center, 500-seat cinema, Hall of Fame Club, National Art Museum of Sport, 50,000-square foot Exposition Rotunda and 29-story office building

(Two Penn Plaza) attached by a pedestrian mall.

The first element of the New Garden complex to open its doors was the Bowling Center, on Oct. 30, 1967. On Nov. 26, 1967, the Felt Forum opened with a performance of the Welsh and Scots Guards.

The "New Garden" itself officially opened on Feb. 11, 1968, when Bob Hope and Bing Crosby hosted "The Night of the Century," a star-studded salute to the USO. One week later - Feb. 18, 1968 - the Rangers played their first game in their new home, a 3-1 victory over a Philadelphia Flyers team that had entered the NHL that season in what signaled the end of the NHL's Original Six era.

ODDS 'N ENDS

- Cost for design and construction of the present Garden was \$43 million.
- Garden IV was built by Turner Construction and the Del E. Webb Corporation. The building was designed by Charles Luckman, the fabled entrepreneur and architect who died in 1999. Luckman also designed the Great Western Forum, the Los Angeles Convention Center, CBS Television City, the Prudential Center in Boston and the Johnson Space Center in Houston.
- The Garden arena is 425 feet in diameter, 13 stories high, and occupies 820,000-square feet of real estate.
- Each of the four entrance/exit towers is over 100 feet high and contains at least 10 escalators.
- Current seating capacity for Rangers hockey is 18,006.

THROUGH THE YEARS

A look at the improvements/enhancements at Garden IV over the years:

1972: Garden IV becomes the first New York sports venue to install luxury boxes, formally named "Hall of Fame Lounges." The original deck of 11 luxury suites - each measuring 23 x 15 feet and accommodating 10 people - is installed above the mezzanine level on the 33rd Street side. Due to the ongoing luxury suite construction, basketball broadcast locations are moved to courtside and directly above center-court exit tunnels. Previously, they had been located in a two-level booth suspended from the roof.

1977: Original end zone scoreboards replaced by new 36-foot long scoreboards in each end zone, and smaller auxiliary boards on the facing of the mezzanine at center court. New boards feature tenth-of-a-second timing capabilities and black-and-white animated matrix boards.

1989-91: Over a three-year span, the Garden complex undergoes its most extensive renovation at the time, a multi-million dollar effort in which:

- Each of the original red, orange, yellow, green, and blue seats is removed and replaced. Primary color scheme is now purple and teal.
- Existing scoreboards are replaced by a computerized, state-of-the-art system that features the eight-sided Center Display Board (37 feet wide at the top, 34 feet wide at the bottom), complete with "GardenVision" color replay screens and multi-colored end zone boards, by White Way Company of Chicago. It is the first eight-sided scoreboard in a major U.S. arena. Original Garden sound system is also completely overhauled, including the replacement of the original center-hung "sound cluster" with four separate speaker clusters affixed to the arena ceiling.

- Original Hall of Fame Lounges (luxury boxes) are removed and replaced by a completely new deck of 89 Club Suites that encircles the entire arena, including a double-deck of suites on the 7th Avenue end.
- The Paramount, a state-of-the-art, 5,600-seat theatre, is constructed on the former site of the Felt Forum, now named the Hulu Theater at Madison Square Garden. Fronting the main entrance is the Garden Walk of Fame, which opens in 1992.
- Two dining facilities - The Club Restaurant and the Play-By-Play sports bar and restaurant - are constructed on the former site of the Bowling Center and the Hall of Fame Club.
- Garden exterior renovated, including the installations of animated color matrix boards above the Seventh Avenue entrance to Penn Station and the Eighth Avenue facade.
- Upgrades and improvements in other areas of the Garden, including concession stands (and all-new Food Courts), locker rooms, press room, box office, Garden Team Store and broadcast facilities.

1995: Knicks and Rangers locker room areas are further renovated and expanded, including increased player/locker space, expanded training and X-ray facilities and individual offices for all coaches.

2000: Ongoing improvement program in the new century features “GardenVision” upgraded to HD format, making it the first indoor arena to feature HD playback.

2007: LED and Matrix center scoreboard and side out-of-town boards installed.

THE GARDEN TRANSFORMED

On October 25, 2013, Madison Square Garden began a new chapter in its celebrated history, with the completion of its three-year Transformation. The unprecedented project, which required 2.6 million man hours of labor, touched every aspect of the Arena, significantly enhancing the experience of customers, athletes, entertainers, suite holders and marketing partners, from the first row to the last.

The Transformed Garden ensures that the World’s Most Famous Arena will continue to attract the historic, unforgettable events for which it has been known throughout its history, while also elevating the total customer experience. Patrons now have access to a full list of amenities including: improved sightlines; additional entertainment and dining options; new concourses; upgraded hospitality areas; new technology; and a completely transformed interior, which was carefully planned to maintain the unique intimacy of the Arena bowl and The Garden’s world famous ceiling.

Specific highlights include:

- The new Chase Square Seventh Avenue entrance, which is nearly double in size of the previous entrance and features interactive kiosks, retail space and a broadcast area, along with an area dedicated to celebrating the efforts of the Garden of Dreams Foundation, a non-profit charity supported by MSG;
- Public concourses that are double or triple in width, some with spectacular city views;
- A wide new selection of food and beverage options, including exclusive food offerings from our MSG Signature Collection, featuring some of New York's top chefs;
- Improved upper bowl sightlines that put patrons more than 17 degrees closer to the action;
- New Chase bridges that provide one-of-a-kind views of the arena floor and offer a unique perspective for fans;
- State of the art lighting, sound and LED video systems in high definition and new fiber-optic cabling throughout the building;
- Improved locker rooms, dressing rooms, green rooms and production offices;
- Additional restrooms with 50 percent more capacity;
- Unique exhibits celebrating the Garden's storied history, including the Garden 366 visual retrospective and the Defining Moments Exhibit on the Madison and Concourse levels; and
- A whole new slate of suite and entertainment offerings, including:
 - 21 Event Level suites that offer a lounge/entertainment atmosphere
 - 51 Madison Level suites that are 40 percent larger than our previous suites, and located as close as 23 rows above the arena floor
 - 18 transformed 9th Floor Signature Level suites; and
 - Three new club spaces: the J.P. Morgan Club; the Delta SKY360 Club on the Event Level and the Madison Club presented by Foxwoods on the 7th floor

Today's acclaim for Madison Square Garden is a testament to the careful planning and execution of the Transformation – and a signal that The Garden's future will be as bright as its celebrated past.

"New York is not a city. It is a set of cities, dozens of them, divided by caste, class, taste and blood. Most of us are welcome in a few of these cities, barred from others by tradition, or fear, or indifference, or income. But all of us hold safe conduct passes to The Garden. It is a center of experience for the same reason New York is: nothing is out of place there. Walk through a neighborhood of New York and you will find people who would never dream of setting foot in Carnegie Hall, the Empire State Building, the Fillmore East, Sunnyside Gardens, The Four Seasons, or the Bronx Zoo. Madison Square Garden is alien to none of us." - *Jeff Greenfield, 1974*



**Entering the 94th year of operation,
the **NEW YORK RANGERS** have entertained
fans with some of the most memorable moments
in New York sporting history. Playing at Madison Square Garden,
the World's Most Famous Arena, the Rangers have built a storied
reputation on pride, passion and tradition.**

It might seem hard to believe, but the New York Rangers were once an NHL expansion team.

The year was 1926, and hockey was already a popular sport at Madison Square Garden - only the team of choice was not yet the Blueshirts. Back then, another NHL squad, the old New York Americans, were drawing big crowds in their first season at The Garden.

The Americans, who wore stars-and-stripes jerseys patterned after the American flag, proved that MSG was a perfect venue for hockey. Garden President George Lewis "Tex" Rickard came to realize that the time was ripe for a second New York hockey team - one owned and operated by The Garden itself. Working with the league, Rickard managed to secure a team for the 1926-27 season.

Rickard knew he had to put a strong team on the ice to compete with the Americans and win over the loyalty of New Yorkers just discovering hockey. To assemble this team, he convinced one of the brightest minds in hockey, Conn Smythe, to leave his post at the University of Toronto. Rickard encouraged Smythe to travel throughout North America in search of the most talented "undiscovered" players he could find.

Smythe ended up laying the groundwork for a team that was instantly a Stanley Cup contender. In the course of one summer, he found future Hall of Fame forwards Frank Boucher, Bill Cook, and Bun Cook, Hall of Fame defenseman Ivan 'Ching' Johnson, and winger Murray Murdoch, who would become hockey's first 'Iron Man' by playing 508 consecutive games.

As Smythe was out signing players, sportswriters back in New York began referring to the team as 'Tex's Rangers'. The name stuck, and Rickard formally adopted it - stripping the word "Rangers" diagonally across the front of a blue jersey to make his team stand out from the Americans, whose name was displayed horizontally on the players' jerseys.

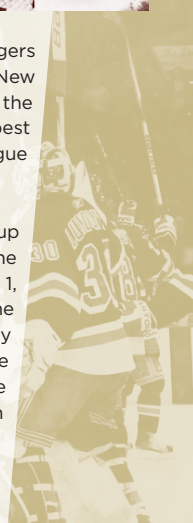
Before the start of the 1926-27 season, Smythe left the team he had built as a result of disagreements with Garden management. Rickard looked west to British Columbia, where he found one of hockey's great pioneers in Lester Patrick. Although Smythe had put the majority of the roster together, it was Patrick who would mold it into a championship team.

Patrick, who would become nicknamed "The Silver Fox", was the face of the Rangers for the franchise's first two decades of existence. Serving as the team's Head Coach and General Manager (as well as a player during the 1928 Stanley Cup Finals), Patrick not only guided the Rangers to an extended period of success, he introduced the game of ice hockey to New Yorkers. Through his relationship with prominent sportswriters, Patrick's chats and lessons on the game helped readers become accustomed to the new game, and the Rangers would soon be the favorite hockey team among New Yorkers.



With Patrick leading a group of future Hall of Fame players, the Rangers immediately established themselves as a formidable hockey team in New York, and as a result, they quickly surpassed the Americans in both the NHL standings and popularity. They finished their first season with the best record in the American Division, and team captain Bill Cook led the league with 33 goals and 37 points.

The following year, they won the first of the franchise's four Stanley Cup championships, defeating the Montreal Maroons, three-games-to-two. The series' defining moment came in Game 2. After the Rangers lost Game 1, goaltender Lorne Chabot suffered an injury that forced him to leave the contest. When the Maroons refused to let Patrick use their emergency goaltender to finish the game, the 44-year old Head Coach put on the goalie gear and inserted himself into the net. Patrick only allowed one goal for the rest of the game, helping the Rangers win the game in overtime and eventually the Stanley Cup.



Since the Rangers pulled off their remarkable feat in 1928, no other NHL team has ever won the Cup in its first two years of existence.

The Rangers earned the adoration of New Yorkers with a reputation for hard, clean play. Combined with Patrick's innovative tactics, the Rangers became known as 'the classiest team in hockey,' advancing to the Finals four times in their first seven years and winning two Stanley Cups.

The core of these early Rangers teams was the team's top offensive trio, center Frank Boucher, right wing Bill Cook, and left wing Bill Cook. The three players were nicknamed the "A Line" for the subway line that ran underneath Madison Square Garden on Eighth Avenue. Each player was an innovator in his own way and made his own mark on franchise history.

Boucher epitomized the club's style and grace, winning the Lady Byng Trophy so frequently (seven times in an eight-year span) that the league allowed him to keep the original silverware and struck a new award. Brothers Bill and Bun flanked Boucher and provided the bulk of the scoring for over a decade. Bill Cook, who was the Rangers captain for his entire 11-year career with the Blueshirts, still holds the franchise's all-time record for hat tricks with nine, and he led the NHL in goals in three different seasons. Bun Cook was a perfect complement to his brother and Boucher. Bun, whose real name was Fred, received the nickname for his penchant of hopping like a bunny while skating. He also is credited with being the first player in hockey to use a slap shot, a maneuver that is still used regularly in the NHL.

After advancing to the Stanley Cup Finals in 1931-32, the Rangers returned the following season. Bill Cook led the NHL with 28 goals and 50 points in 1932-33, and scored the Cup-clinching goal in overtime in Game 4 of the 1933 Stanley Cup Finals to give the Rangers their second Stanley Cup in franchise history.

"THE BEST TEAM I'D EVER SEEN"

By the late 1930s, as the Cook brothers and Boucher ended their playing careers, New York had a new group of stars. The team acquired goalie Davey Kerr from the Montreal Maroons in 1934 and defenseman Art Coulter from Chicago in 1936, and the duo formed the backbone of the next great Rangers team. Coulter succeeded Bill Cook as Rangers captain in 1937-38, and during that same year,

Kerr became the first hockey player to be featured on the cover of Time Magazine, adding to the Rangers' growing popularity.

Prior to the 1939-40 season, Boucher succeeded Patrick as Head Coach, with Patrick remaining as the team's General Manager. Boucher needed almost no time at all to bring the Cup back to New York. Led by Hall of Famers Neil Colville and Bryan Hextall, the Rangers won their third Stanley Cup title in 1940.

The 1939-40 squad established franchise records with a 10-game winning streak and a 19-game unbeaten streak, and Boucher referred to them as the best team he'd ever seen.



Two years later in 1941-42, the Rangers were Regular Season Champions, thanks largely to the “Powerhouse Line”, the trio of Hextall, Lynn Patrick (Lester’s son) and Phil Watson, who finished first, second, and fourth, respectively, in league scoring.

Over their first 16 seasons, the Rangers missed the playoffs only once, and only twice did they fall lower than third place. By the early 1940s, the Blueshirts’ popularity contributed to the decline of the Americans, who eventually folded in 1942. During the 16-year span in which they were one of two New York hockey teams, the Rangers won one regular season championship, two American Division championships, and finished second in the league three times. In the process, Rangers games at The Garden became popular, attracting a ‘dinner-jacket’ crowd that often included sports figures, Broadway entertainers, New York’s society elite and City Hall politicians.



THE ORIGINAL SIX ERA

In 1942, the Rangers became the only hockey team in the New York metropolitan area – a distinction they would hold for the next 30 years. The folding of the Americans had left just six NHL teams to compete for the Stanley Cup from the 1942-43 season all the way through the 1966-67 season – the final year before the modern NHL expansion began. The six teams that played during these golden years would forever be known as the Original Six, even though several of them, including the Rangers, were not part of the NHL when the league began operating in 1917.

Unfortunately, the Original Six Era wasn’t good to New York. The club struggled throughout the 1940s, as several members of the Rangers’ all-star lineup served in their country’s armed forces during World War II. Between 1943 and 1955, the Rangers made the playoffs only twice, although the second trip in 1950 took the Blueshirts all the way to the Stanley Cup Finals. New York pushed Detroit to the second overtime of Game 7 despite having to play home games in Toronto because the circus was at MSG. The 1950 Rangers’ team was the ultimate Cinderella squad; they finished with a losing record in the regular season, yet stunned Montreal in the opening round before giving the regular-season champion Red Wings a major scare by taking a 3-2 lead after five games.

While the 1940s and most of the 1950s were lean years for the organization, each Rangers team featured outstanding individual talents: Buddy O’Connor became the first Ranger to win the Hart Trophy as NHL MVP in 1947-48, and goaltender Chuck Rayner won it again in 1949-50 en route to his dramatic effort in the 1950 Stanley Cup Finals. Rayner, a Hall of Fame goaltender who played eight seasons with the Blueshirts, was so impressive in goal that the Rangers were sometimes dubbed the “Rayngers” due to his importance to the team’s success.

A fertile farm system and deft trades would eventually improve the team's fortunes. Hall of Famers Andy Bathgate, Dean Prentice, Harry Howell, Bill Gadsby, and Gump Worsley boosted the team into the playoffs for three consecutive years from 1955-56 to 1957-58.



Bathgate became the club's captain and all-time leading scorer, and he won the Hart Trophy in 1958-59. Howell was a steady presence on the blue line and became recognized as

one of the best defensemen in the NHL, receiving the Norris Trophy as the NHL's top blueliner in 1966-67. Worsley was the team's backbone, as he led the NHL in saves three times in a four-year span.

“WE DID IT ALL EXCEPT WIN IT ALL”

With Bathgate and Howell still in their prime, a Rangers Renaissance took hold in the 1960s under the leadership of Head Coach and General Manager Emile Francis. Beginning in the last season of the Original Six Era of 1966-67, the team made the playoffs nine consecutive seasons and was the only NHL team of the period to do so. Led by Rod Gilbert, who eclipsed Bathgate's club scoring records, and linemates Jean Ratelle and Vic Hadfield, the Rangers became a perennial NHL powerhouse for the first time since World War II. In addition to their offensive firepower, the Rangers were boosted by a pair of future Hall of Famers: goaltender Ed Giacomin and defenseman Brad Park.



The apex of that dominating stretch came in 1971-72. The Rangers finished the season with a 48-17-13 record, good enough for the second-best record in the NHL. Hadfield, Ratelle, and Gilbert, nicknamed the “G-A-G Line” (or Goal-A-Game Line), became the first linemates in NHL history to all score at least 40 goals in the

same season. Hadfield became the first Rangers player to record 50 goals in a season and Ratelle established a franchise record by tallying 109 points in just 63 games. The Blueshirts defeated Montreal and Chicago to advance to the Stanley Cup Finals, where they ultimately lost to Boston in six games.

At the end of the season, the Rangers learned they would not be New York's only hockey team any longer, as the NHL announced the formation of the New York Islanders, who would quickly emerge as the Blueshirts' most bitter local rival.

The Francis Era yielded four consecutive trips to the Semifinals from 1970-71 to 1973-74, which included the team's appearance in the Stanley Cup Finals in 1971-72. For all of the team's accomplishments during this stretch, bringing the Cup back to The Garden was not one of them. After losing the Islanders in the 1975 Stanley Cup Playoffs, Giacomin, Ratelle, and Park exited the organization early in the 1975-76 season, and Francis' departure soon followed. In looking back on his time with the Rangers, Francis said, "We did it all except win it all."

RETURN TO THE FINALS

Following a two-year absence from post-season play in the mid-1970s, a new core of Rangers led the team to another Stanley Cup Finals run. After hiring Fred Shero as Head Coach and General Manager in 1978, the Rangers quickly signed Swedish superstars Ulf Nilsson and Anders Hedberg, who had dominated the World Hockey Association. Hedberg and Nilsson were joined by future Hall of Famer Phil Esposito and a cast of young, homegrown talent that included Ron Greschner, Steve Vickers, brothers Dave and Don Maloney, Don Murdoch, and Ron Duguay. Esposito, who was acquired from the Boston Bruins in the trade that sent Ratelle and Park to Boston in 1975, was named captain after he arrived in New York and became the team's inspirational leader following Gilbert's retirement during the 1977-78 season.

This group of Rangers, anchored by goaltender John Davidson, led the team to series victories over Los Angeles and Philadelphia in the first two rounds of the 1979 Playoffs. In the Semifinals, the Blueshirts upset the top-seeded Islanders in six games to advance to the Stanley Cup Finals, thanks in large part to the goaltending of "JD". The Rangers' remarkable run ended in the Finals, however, as the Montreal Canadiens defeated the Blueshirts in five games.



The trip to the 1979 Stanley Cup Finals was the second of 10 straight playoff appearances for the Rangers, stretching from 1977-78 to 1986-87. During this time, the team added many colorful characters and fan favorites, including defensemen Barry Beck and Reijo Ruotsalainen, forwards Mike Rogers, Mark Pavelich, Pierre Larouche and Jan Erixon, and goaltender John Vanbiesbrouck.

THE WAITING IS OVER

In the mid-1980s, the Rangers drafted two players who would be instrumental in the team's success for the next two decades. First, the Rangers selected goaltender Mike Richter in the second round of the 1985 NHL Entry Draft. Then, in 1986, the Blueshirts used the ninth overall selection to draft a defenseman from Connecticut named Brian Leetch.

It was not, however, until 1991 that the Rangers truly took their first step down the road to a long-awaited Stanley Cup Championship in 1993-94. In September of that year, the team signed free agent forward Adam Graves, and one month later, acquired future Hall of Famer Mark Messier from the Edmonton Oilers. Messier, who was named captain prior to the Rangers' home opener on October 7, led the Blueshirts to the Presidents' Trophy, and won the Hart Trophy in 1991-92. Despite the team's success during the regular season, the Rangers were eliminated by Pittsburgh in six games in the Patrick Division Finals.

In 1993-94, the Rangers once again finished with the NHL's top record and posted their best regular season record at the time with 52 wins and 112 points. After defeating the Islanders and Capitals in the first two rounds of the playoffs, the Blueshirts fell behind three-games-to-two to the New Jersey Devils in the Eastern Conference Finals. Facing elimination on the road in Game 6, Messier guaranteed that the Rangers would win the game, and then tallied a natural hat trick in the third period to lead the Rangers to a 4-2 victory. Two nights later, the Rangers advanced to the Finals with a 2-1 win in Game 7, as Stephane Matteau scored the game-winning goal in double-overtime.



After ousting New Jersey, the Rangers faced the Vancouver Canucks in the Finals. The series turned into another seven-game thriller for the Blueshirts, which ended with a 3-2 victory in Game 7 at MSG. The Rangers' fourth Cup and the numerous franchise records set that season continued a long, distinguished history marked by outstanding team and individual performances. The emergence

of superstars Leetch, Richter, and Graves, who broke Hadfield's team record with 52 goals in 1993-94, provided the organization with the on-ice skill and off-ice leadership in order to consistently have a Stanley Cup-caliber roster.

LEGENDARY BLUESHIRTS

Just two years after winning the Cup, the Rangers made headlines again in 1996 by signing the greatest player in NHL history. Wayne Gretzky would play a big part in the team's run to the 1997 Conference Finals during the first of his three seasons with the Blueshirts. "The Great One" played the final game of his NHL career with the Rangers on April 18, 1999. During the pre-game ceremony, the NHL announced that Gretzky's No. 99 would never be worn by another player.

In the years that followed, the Rangers would also say goodbye to the legends that graced The Garden ice in the 1990s. The first departure was the premature retirement of Richter, who was forced to hang up his skates due to injuries. For 14 seasons, he had provided Rangers fans with some of the team's most historic moments, including his performance in the 1994 Stanley Cup run. Richter's accomplishments were celebrated by the team when his No. 35 was raised to the rafters of Madison Square Garden on February 4, 2004, becoming just the third player after Gilbert and

Giacomin to have such an honor bestowed on him.

The 2003-04 season featured another great moment as Messier passed Gordie Howe for second on the NHL's all-time scoring list, trailing only his friend and former teammate Gretzky. It was one of the final great accomplishments of Messier's career, because following the lockout season of 2004-05, the man known as "The Captain" announced his retirement. Messier had played 10 of his 25 NHL seasons in New York, and was recognized as the difference-maker on the 1994 Cup team. On January 12, 2006, the Rangers honored Messier's legacy by retiring his No. 11 in a special on-ice ceremony prior to the Rangers – Edmonton Oilers game.

Two years after Messier's number went to the MSG rafters, the Rangers retired Leetch's No. 2. Perhaps the greatest defenseman in Rangers history, Leetch rewrote every scoring record by a blueliner in his sparkling 17-year career in New York, netting 240 goals, 741 assists and 981 points. During his Rangers tenure, Leetch became the only NHL player other than Bobby Orr to win the Calder Trophy as Rookie of the Year, the Conn Smythe Trophy as playoff MVP, and the Norris Trophy as the league's top defenseman, which he did twice in his career.



In 2008-09, Graves was the fourth and final member of the 1994 Championship team to have his number raised to The Garden rafters. Graves spent 10 years with the Rangers, and finished his career third on the Blueshirts' all-time goals list (280). The two-time Rangers' MVP (1992-93, 1993-94) will always be best known for his achievements and contributions to the Rangers magical 1994 Stanley Cup team, helping break a 54-year old championship drought.

That same year, the organization retired Howell's No. 3, and Bathgate's No. 9. Two of the classiest men to play for the Rangers, Howell and Bathgate were the premier Blueshirts during the 1950s and 1960s. Howell holds the team record for career games played (1,160), while Bathgate ranks fourth in team history in goals (272), assists (457), and points (729).

A decade later, the Rangers bestowed the highest honor a player can receive to two-thirds of the G-A-G Line. First Ratelle's No. 19 jersey was raised to The Garden rafters during the 2017-18 season. One of the best centers of his generation, Ratelle ranks second in franchise history in goals (336) and third on the Rangers' all-time list in assists (481) and points (817). Hadfield became the 10th player to have his jersey retired by the organization, as his No. 11 was immortalized in 2018-19.

RETURN TO EXCELLENCE

Following the lockout that cancelled the 2004-05 season, the Rangers built a team around a combination of young, homegrown players and skilled veterans. The mix produced instant results, as the 2005-06 Blueshirts won 44 games and posted the sixth 100-point campaign in team history to return to the playoffs.

The Rangers were led by two players who represented the blend of experience and youth on the roster. Jaromir Jagr, who was acquired in the middle of the 2003-04 season, established Rangers single-season records with 54 goals and 123 points and won the Lester B. Pearson Award for the NHL's Most Outstanding Player as chosen by fellow players. While Jagr led the team offensively, the Blueshirts were anchored in goal by a 24-year-old from Sweden named Henrik Lundqvist, who established a Rangers rookie record with 30 wins and was named a finalist for the Vezina Trophy as the NHL's top goaltender.

Lundqvist has captivated the hearts and minds of Rangers fans with his tremendous skill and unparalleled intensity on the ice. During his tenure in New York, Lundqvist has rewritten the Rangers' record book, establishing



numerous franchise records, including career appearances, wins, and shutouts by a goaltender. During this stretch, he was named Team MVP in seven consecutive seasons (2006-07 - 2012-13), setting franchise records for most consecutive Team MVPs and most overall Team MVPs. Lundqvist's records have not been limited to the Rangers, as he became the only goaltender in NHL history who to earn at least 30 wins in 11 of

his first 12 seasons in the league, and his 449 career wins are the most among European-born goaltenders in NHL history.

Lundqvist's arrival in New York also marked the start of an extended period of success for the Rangers. Beginning with Lundqvist's rookie season in 2005-06, the Rangers made the playoffs in 11 seasons over a 12-season span. While the Rangers were one of four teams that made the playoffs in 11 different seasons over that time period, they were the only NHL team that did not play a game in which they were mathematically eliminated from playoff contention during the stretch.

This consistent run of success, which was highlighted by seven consecutive playoff appearances from 2010-11 - 2016-17, provided memorable experiences for Rangers fans and added to the franchise's storied history. Led by Lundqvist, who won the Vezina Trophy as the NHL's Top Goaltender, the blue-collar Blueshirts posted a 51-24-7 record during the 2011-12 season to finish in first place in both the Atlantic Division and Eastern Conference for the first time since their Stanley Cup Championship season in 1993-94.

That season featured several memorable games, including a come-from-behind, 3-2 win in the 2012 Winter Classic against the Flyers at Citizens Bank Park in Philadelphia, and the Rangers advanced to the Eastern Conference Final for the first time since 1997.

The next chapter of the Rangers' successful run took place in 2013-14. After defeating Philadelphia in a seven-game series in the First Round of the playoffs, the Rangers rallied from a three-games-to-one deficit against the Pittsburgh Penguins in the Second Round to win the series in seven games. The Rangers followed up their come-from-behind series win by securing their first appearance in the Stanley Cup Final in 20 years, defeating the Montreal Canadiens in six games in the Eastern Conference Final. The Rangers clinched the Eastern Conference Championship with a 1-0 win in Game 6 of the series at MSG. The Blueshirts' inspiring run was derailed in the Final, where they lost to the Los Angeles Kings in five games.



The Rangers were the class of the NHL during the 2014-15 season. Following their appearance in the Stanley Cup Final in 2013-14, the Blueshirts established single-season franchise records with 53 wins and 113 points and won the Presidents' Trophy for having the top record in the NHL. Once again, the Rangers faced a three-games-to-one deficit in the Second Round of the playoffs, but the Blueshirts were able to rally against the Washington Capitals. Trailing by a goal with less than two minutes remaining in Game 5, the Rangers tied the contest and extended the series by winning the game in overtime. Following a win in Game 6 in Washington, the Rangers returned to New York and won a memorable Game 7 in overtime. This run, however, ended in another Game 7, as the Rangers were defeated by the Tampa Bay Lightning in the Eastern Conference Final.

A BRIGHT FUTURE AHEAD

During the 2017-18 season, the Rangers organization made the decision to focus on building the next Stanley Cup contender. That resulted in the departure of several key players, including captain Ryan McDonagh. Through several trades in February of 2018, Rangers General Manager Jeff Gorton acquired two first-round picks in the 2018 NHL Entry Draft, along with prospects such as Brett Howden, Libor Hajek, and Ryan Lindgren.

At the 2018 NHL Entry Draft, the Rangers made three selections in the first round of a single NHL Amateur/Entry Draft for the first time in franchise history, (their own selection and the two they acquired), drafting forward Vitali Kravtsov with the ninth overall pick and defensemen K'Andre Miller and Nils Lundkvist with the 22nd and 28th

overall picks, respectively. Gorton continued towards this goal during the 2018-19 season, acquiring young assets and draft picks in exchange for veteran players. Following the 2018-19 season, the Blueshirts won the second overall pick in the NHL's Draft Lottery, enabling the team to pick second overall or higher for the first time since 1966.

Before the Rangers made their pick at the 2019 NHL Entry Draft, the franchise welcomed back one of its most popular figures to oversee the next chapter. John Davidson was named the 11th President in Rangers history on May 17, 2019. Following his career as a player with the Rangers and a broadcaster with MSG Network, Davidson helped two franchises - the St. Louis Blues and Columbus Blue Jackets - become perennial playoff teams as their President of Hockey Operations. Returning home to New York, Davidson has the same opportunity with a young, exciting core of players, as he continues to build on what the organization started.



The Rangers' lineup for the 2019-20 season could feature several of the team's elite, young prospects. With the second overall pick in the 2019 NHL Entry Draft, the Rangers selected Finnish-born Kaapo Kakko. Prior to being drafted, Kakko set a Finnish league record for goals in his age-17 season, and he became the youngest player in hockey history to win a gold medal at the IIHF U18

World Championship, the IIHF World Junior Championship, and the IIHF World Championship. Kravtsov also has an opportunity to make the Rangers' roster out of Training Camp. The 19-year-old led all players younger than 20 years old in goals, assists, and points last season. Kakko and Kravtsov join Lias Andersson and Filip Chytil, who were both selected in the first round of the 2017 NHL Entry Draft, as young, talented players who could have a significant impact for the Rangers in 2019-20 and the foreseeable future.

As David Quinn enters his second season as Rangers Head Coach, one addition who will definitely be on the team's roster on opening night is Artemi Panarin, who was signed as a free agent on July 1, 2019. Panarin, already an elite point producer in the NHL, registered a career-high 87 points last season. Panarin, along with Mika Zibanejad, who had a breakout year offensively in 2018-19 and was the Rangers' MVP, should provide a tremendous boost to the Rangers' offense.

Quinn's lineup card will also feature a new addition on defense, as the Rangers acquired Jacob Trouba during the offseason. Trouba, a two-way defenseman who recorded 50 points last season, helps the Blueshirts in all three zones on the ice. Adam Fox, a Hobey Baker Finalist last season at Harvard University, will push to make the opening night roster in his first pro season. In goal, the Rangers will be led by Lundqvist, the team's nine-time MVP.

With a young, developing team that features elite talent throughout the lineup, the future is bright on Broadway.

ALL-TIME MANAGEMENT

RANGERS PRESIDENTS

JOHN S. HAMMOND	(1926-27 - 1931-32)
WILLIAM F. CAREY	(1932-33)
JOHN REED KILPATRICK	(1933-34)
JOHN S. HAMMOND	(1934-35)
JOHN REED KILPATRICK	(1935-36 - 1959-60)
JOHN J. BERGEN	(1960-61 - 1961-62)
WILLIAM M. JENNINGS	(1962-63 - 1980-81)
JOHN H. KRUMPE	(1981-82 - December 31, 1986)
RICHARD H. EVANS	(January 1, 1987 - June 28, 1990)
JOHN C. DILLER	(June 29, 1990 - April 22, 1991)
NEIL SMITH	(June 19, 1992 - March 28, 2000)
GLEN SATHER	(June 1, 2000 - May 17, 2019)
JOHN DAVIDSON	(May 17, 2019 - present)

RANGERS GENERAL MANAGERS

LESTER PATRICK	(October 27, 1926 - February 21, 1946)
FRANK BOUCHER	(February 21, 1946 - April 22, 1955)
MUZZ PATRICK	(April 22, 1955 - October 30, 1964)
EMILE FRANCIS	(October 30, 1964 - January 6, 1966)
JOHN FERGUSON	(January 7, 1976 - June 2, 1978)
FRED SHERO	(June 2, 1978 - November 21, 1980)
CRAIG PATRICK	(November 21, 1980 - July 14, 1986)
PHIL ESPOSITO	(July 14, 1986 - May 24, 1989)
NEIL SMITH	(July 17, 1989 - March 28, 2000)
GLEN SATHER	(June 1, 2000 - July 1, 2015)
JEFF GORTON	(July 1, 2015 - present)

ALL-TIME CAPTAINS

BILL COOK	(1926-27 - 1936-37)
ART COULTER	(1937-38 - 1941-42)
OTT HELLER	(1942-43 - 1944-45)
NEIL COLVILLE	(1945-46 - December 21, 1948)
BUDDY O'CONNOR	(1949-50)
FRANK EDDOLLS	(1950-51 - December 6, 1951)
ALLAN STANLEY	(December 19, 1951 - November 3, 1953)
DON RALEIGH	(November 4, 1953 - October 6, 1955)
HARRY HOWELL	(October 7, 1955 - September 11, 1957)
GEORGE "RED" SULLIVAN	(September 12, 1957 - 1960-61)
ANDY BATHGATE	(October 9, 1961 - February 22, 1964)
CAMILLE HENRY	(February 24, 1964 - February 4, 1965)
BOB NEVIN	(February 5, 1965 - May 26, 1971)
VIC HADFIELD	(June 9, 1971 - May 28, 1974)
BRAD PARK	(August 12, 1974 - November 7, 1975)
PHIL ESPOSITO	(November 8, 1975 - October 10, 1978)
DAVE MALONEY	(October 11, 1978 - December 6, 1980)
WALT TKACZUK	(December 7, 1980 - February 3, 1981)
BARRY BECK	(February 4, 1981 - August 12, 1986)
RON GRESCHNER	(October 9, 1986 - December 3, 1987)
KELLY KISIO	(December 24, 1987 - May 30, 1991)
MARK MESSIER	(October 7, 1991 - July 27, 1997)
BRIAN LEETCH	(October 3, 1997 - July 12, 2000)
MARK MESSIER	(July 13, 2000 - September 12, 2005)
JAROMIR JAGR	(October 5, 2006 - July 3, 2008)
CHRIS DRURY	(October 3, 2008 - June 29, 2011)
RYAN CALLAHAN	(September 12, 2011 - March 5, 2014)
RYAN McDONAGH	(October 6, 2014 - February 26, 2018)

Retired Numbers




ROD GILBERT

1960-61 - 1977-78

Rod Gilbert had his famous No. 7 retired on October 14, 1979.

A Rangers legend, Gilbert spent 15 full seasons with New York, skating in 1,065 career matches and tallying 406 goals and 615 assists for 1,021 points. His 406 career goals and 1,021 career points remain franchise records to this day, while his 615 assists are second only to Brian Leetch's 741. He also ranks third on the Rangers' all-time games played list with 1,065. At the time of his retirement, his



1,021 points ranked second among right wingers in NHL history behind Gordie Howe. Having played in eight NHL All-Star games (1964, 1965, 1967, 1969, 1970, 1972, 1975, 1977), his finest season came in 1971-72 when he registered 43 goals and 54 assists for 97 points and was named to the First NHL All-Star Team. That season, he combined with Jean Ratelle and Vic Hadfield to form the renowned G-A-G Line (Goal-A-Game). The three finished 3-4-5 in the NHL scoring race that season and helped the Rangers

advance to the Stanley Cup Finals. He was also a Second All-Star Team selection in 1967-68. In 1976, Gilbert won the Bill Masterton Trophy for perseverance and dedication to hockey. Then, in 1982, he joined the immortals of the game upon his induction into the Hockey Hall of Fame. Later, he would be inducted into the Madison Square Garden Hall of Fame in 1984 and receive the Lester Patrick Trophy in 1991 for contributions to hockey in the United States.

ED GIACOMIN


1965-66 - 1975-76

Ed Giacomini became the second player in team history to have his number retired when the Rangers honored his No. 1 on March 15, 1989.

Always a fan favorite in New York, Giacomini spent over 10 seasons with the Rangers, appearing in 539 matches and posting a 267-172-89 mark, along with a 2.73 goals against average and 49 shutouts. On the Rangers all-time goaltending list, he ranked first overall in career wins (267) and shutouts (49), and second in appearances (539) at the time of his departure in 1975. The legendary goalie also ranked at or near the top of several single season Ranger records, ranking first in wins for a season (38, 1968-

69), tied for first in appearances for a season (70, 1968-69 and 1969-70) and tied for fourth in shutouts for a season (nine, 1966-67) at the time. Additionally, he is one of only two Ranger goalies in franchise history to reach the 30-win benchmark five times (1966-67, 1967-68, 1968-69, 1969-70, 1973-74). Giacomini played in six NHL All-Star

Games (1967, 1968, 1969, 1970, 1971, 1973), including five straight appearances from 1967 to 1971. The netminder was selected as a First Team All-Star two times (1967, 1971), and was honored as a Second Team All-Star three times (1968, 1969, 1970). In 1970-71, he was awarded the Vezina Trophy as the NHL's top goaltender, sharing the honor with Gilles Villemure. In addition to his puckstopping ability, Giacomini made Rangers history on March 19, 1972 when he became the first Blueshirt goalie to register a multiple-point game with two assists against Toronto at Madison Square Garden. He was inducted into the Hockey Hall of Fame in 1987.



GIACOMINI


1



MIKE RICHTER

1988-89 - 2002-03

Mike Richter's No. 35 was raised to the rafters of Madison Square Garden on February 4, 2004.



Drafted by the Rangers on June 15, 1985 as their second round selection, 28th overall, Richter spent his entire NHL career with the Blueshirts, fashioning a place in history as one of the finest goaltenders the franchise has ever known. In 666 career appearances,

Richter posted a record of 301-258-73, along with a 2.89 goals against average and a .904 save percentage. At the time of his retirement in 2003, his 666 career appearances and 301 wins were franchise records, while his 24 shutouts were tied for the fourth-most in franchise history. A three-time NHL All-Star (1992, 1994, 2000), Richter was named the Most Valuable Player at the 1994 contest at MSG. Later that season, he would help provide Rangers fans with their greatest triumph,


backstopping the club to the 1994 Stanley Cup championship. During the championship run, he would establish a franchise record for playoff wins in one season (16) and tied a team record with four playoff shutouts during that magical spring. Richter's brilliance was not confined to the NHL, as he stepped onto the national stage with Team USA. A three-time United States Olympian (1988, 1998, 2002), Richter helped Team USA capture a silver medal at the 2002 Winter Olympics in Salt Lake City, Utah. He also led the U.S. to the 1996 World Cup of Hockey championship and was named the Most Valuable Player of the tournament. Richter was inducted into the United States Hockey Hall of Fame in 2008 and received the Lester Patrick Trophy in 2009.

MARK MESSIER

1991-92 - 1996-97, 2000-01 - 2003-04

Mark Messier became the fourth player in Rangers history to have his number retired when No. 11 was raised to the Madison Square Garden rafters on January 12, 2006.

Known simply as "The Captain," Messier's leadership skills and intangible qualities are as well-known and documented as his incredible list of on-ice accomplishments. At the time of his retirement in 2005, Messier ranked second in NHL history in points with 1,887 (only trailing Wayne Gretzky), seventh all-time in goals with 694, third in assists with 1,193, and second in games played with 1,756. The 16-time NHL All-Star joined the Rangers on October 4, 1991, and in his first season with the club, guided the team to the Presidents' Trophy. He led the team in scoring that season with 107 points and captured his second Hart Trophy as league MVP. He also set a Rangers record for most assists by a center, with 72, while becoming just the fifth player in franchise history to reach the 100-point plateau. In 1993-94, Messier led the Rangers to the team's second Presidents' Trophy in three seasons and carried the Rangers to their first Stanley Cup Championship in 54 years. He ranks second on the Rangers all-time playoff scoring list with 80 points and also places second in goals (29) and assists (51). A four-time NHL First Team All-Star and two-time winner of the Lester B. Pearson Award as the league MVP as voted by the players, Messier ranks fifth on the Rangers all-time scoring list with 691 points. Named the club's MVP in 1991-92, 1994-95, and 1995-96, he places seventh on the franchise's all-time list in goals with 250 and sixth in assists with 441. Messier, a two-time recipient of the Hart Trophy ('90, '92), has appeared in the third-most playoff contests in National Hockey League history (236) and ranks second in goals (109), assists (186), and points (295). The winner of the Conn Smythe Trophy in 1984 as the Most Valuable Player of the Stanley Cup Playoffs, Messier is a six-time Stanley Cup Champion and the only player in NHL history who has served as captain for two different teams that won the Stanley Cup (the 1990 Edmonton Oilers and the 1994 New York Rangers). He was inducted into the Hockey Hall of Fame in 2007.






BRIAN LEETCH

1987-88 - 2003-04

Brian Leetch was honored on January 24, 2008 as the fifth Ranger and first defenseman to join the team's all-time legends when his No. 2 was retired at Madison Square Garden.



Simply the best defenseman to ever wear the Blueshirt, Brian Leetch was drafted by the Rangers as their first round selection, ninth overall, on June 21, 1986. After a sparkling 18-year career, 17 of which were with the Rangers, Leetch finished with 247 goals and 781 assists for 1,028 points while skating in 1,205 games. As a Ranger, Leetch rewrote every scoring record by a defenseman with 240 goals, 741

assists and 981 points. Additionally, his 741 assists rank first all-time amongst all skaters and only fellow Ranger great, Rod Gilbert, sits ahead of him on the Blueshirts' all-time scoring list. In 1988-89, he capped off an impressive rookie season by winning the Calder Memorial Trophy as the league's top rookie, becoming the first Ranger to win the award since Steve Vickers in 1972-73. In his playoff career, the defenseman ranks first all-time in assists (61) and points

(89) in 82 post-season contests with the Rangers. During the storied 1993-94 season, Leetch helped the Rangers capture the team's second Presidents' Trophy in three seasons and was honored with the Conn Smythe Trophy as the Most Valuable Player during the playoffs on his way to leading the Rangers to their first Stanley Cup Championship in 54 years. The Corpus Christi, Texas native is written into the NHL record books as one of the greatest American-born players ever to lace up the skates, placing second only to Phil Housley on the all-time defenseman scoring list. A two-time Norris Trophy winner as the league's top defenseman and a two-time NHL First Team All-Star ('92, '97), Leetch also enjoyed international success, capturing a silver medal with Team USA at the 2002 Winter Olympics in Salt Lake City, Utah. In June of 1997, he was honored as one of 12 players voted to the All-Time USA Hockey Team, and he was inducted into the Hockey Hall of Fame in 2009.

ADAM GRAVES

1991-92 - 2000-01

Adam Graves became the sixth player in Rangers history to have his number retired when his No. 9 jersey was raised to the Madison Square Garden rafters on February 3, 2009.

One of the most popular figures to ever wear the Blueshirt, Adam Graves spent 10 years with the Rangers, setting a benchmark in professional sports for excellence both on and off the ice. Graves retired as a player in 2003 following a 16-year career, finishing with 329 goals and 287 assists for 616 points. The two-time Rangers' MVP ('93, '94) will always be best known for his achievements and contributions to the Rangers' magical 1994 Stanley Cup team, helping break a 54-year championship drought. Graves set the Rangers' single-season record for goals in the 1993-94 season, tallying 52 goals to break Vic Hadfield's 22-year mark of 50. His remarkable achievements during that storied season earned him an appearance in the NHL All-Star Game, and he was named as a NHL Second Team All-Star. Graves' accomplishments on the ice were matched only by his contributions off the ice, as is evident by his numerous awards and accolades celebrating his work in the community. He was recognized by the NHL with its King Clancy Memorial Trophy in 1994, as well as the NHL Player Foundation award in 2000. In 2001, the Professional Hockey Writer's Association honored Graves with the Bill Masterton Trophy. Outside his numerous league and team awards, Graves has been recognized with honors from countless organizations and publications for his achievements in the community, including USA Weekend's "Most Caring Athlete" Award, Sports Illustrated for Kids' "Good Sport" Award and The Sporting News' "Good Guy" Award. Graves returned to the Rangers on July 19, 2005, in a unique dual role that uses his myriad of abilities in both the on-ice and off-ice areas of the organization. In this multi-faceted capacity, Graves is a key element in the development of the team's prospects while continuing to develop and execute the organization's many community outreach initiatives.






ANDY BATHGATE

1952-53 - 1963-64

Andy Bathgate joined the team's all-time legends when his No. 9 was raised to the rafters of Madison Square Garden on February 22, 2009.




Hall of Famer Andy Bathgate did it all for the Rangers in a remarkable 12-year span that saw him captain the team, win the NHL's Hart Trophy as league MVP, play in eight NHL All-Star Games, and tie for the league scoring lead. In 1,069 career games, he recorded 349 goals and 624 assists for 973 points in 17 NHL seasons. Bathgate joined the Rangers organization as a 17-year-old in 1949 and got his first call-up to the Blueshirts early in the 1952-53 season. The four-time Rangers' MVP ('57, '58, '59, '62) led the team in scoring eight times (1955-56, 1956-57, 1957-58, 1958-59, 1959-60, 1960-61, 1961-62, 1962-63). His finest season came in 1958-59, when he became the first Rangers player to net 40 goals in a single season and was awarded the Hart Trophy as the league's MVP. A two-time NHL First Team All-Star ('59, '62) and two-time NHL Second Team All-Star ('58, '63), Bathgate tied for the NHL scoring title during the 1961-62 season, only to lose the Art Ross Trophy to Bobby Hull because he had fewer goals. Named team captain in 1961-62, Bathgate helped the Rangers snap a four-year playoff drought that season. He remained captain right up until he left the Rangers in February 22, 1964. Upon his departure from the Blueshirts, Bathgate was the owner of every major team scoring record. His record-setting stretch of goals in 10 straight games (11 goals) during the 1962-63 season still stands today. He joined the immortals in the game of hockey when he was inducted into the Hockey Hall of Fame in 1978. Bathgate passed away on February 26, 2016.

HARRY HOWELL

1952-53 - 1968-69

Harry Howell became the second defenseman in Rangers history to have his number retired when his No. 3 was honored on February 22, 2009 at Madison Square Garden.

The benchmark for consistency and longevity, Harry Howell's NHL career spanned 21 seasons, including an amazing 17 consecutive seasons in a Rangers uniform. Howell skated in 1,411 career games, registering 94 goals and 324 assists for 418 points. His franchise record of 1,160 regular season games as a Ranger might never be broken. Inducted into the Hockey Hall of Fame in 1979, Howell joined the team as a 19-year-old on October 18, 1952, recording a goal in his first NHL game. Over the next 17 years, he became a fixture on defense for the Blueshirts, missing only 40 out of 1,200 regular-season games. Having played in six NHL All-Star Games as a member of the Rangers ('54, '63 - '65, '67, '68), his finest season came in 1966-67 when he registered 12 goals and 28 assists for 40 points to capture the Norris Trophy as the league's top defenseman and was selected to the NHL First All-Star Team. Howell was the last player to win the Norris Trophy before Bobby Orr won the award in each of the next eight seasons. The former team Captain ('55 - '57) was also honored as Rangers' MVP in 1964, and is one of only four Rangers - along with Andy Bathgate, Rod Gilbert, and Mark Messier - to have won the Frank Boucher Trophy in three consecutive seasons ('65 - '67). Howell passed away on March 10, 2019.






JEAN RATELLE

1960-61 - 1975-76

Jean Ratelle became the ninth player in Rangers history to have his number retired when his No. 19 jersey was raised to the Madison Square Garden rafters on February 25, 2018.



One of the greatest centers of his generation, Jean Ratelle was the offensive catalyst for the Rangers for parts of 16 seasons. During his tenure with the Blueshirts, he tallied 336 goals and 481 assists for 817 points, along with a plus-167 rating in 861 games. He ranks second on the Rangers' all-time goals list, ranks third on the franchise's all-time assists list and all-time points list, and ranks sixth in career games played with the Blueshirts. As a member of the Rangers, Ratelle was the recipient of the team's Most Valuable Player Award twice (1971-72 and 1972-73), the Players' Player Award five times (1967-68, 1968-69, 1969-70, 1970-71, 1974-75), and the Frank Boucher Trophy as the team's most popular player on and off the ice (as selected by the Rangers Fan Club) twice (1971-72 and 1972-73). He was the center on the Rangers' famous Goal-A-Game Line (G-A-G Line) with left wing Vic Hadfield and right wing Rod Gilbert, and during the 1971-72 season, Ratelle, Hadfield, and Gilbert ranked third, fourth, and fifth, respectively, in the NHL in points during the regular season. Ratelle tallied 109 points (46 goals, 63 assists) and posted a plus-61 rating in 63 games during the 1971-72 season, becoming the first Ranger to tally 100 points in a season (along with Hadfield) and establishing a single-season franchise record for points. Ratelle received the Lester B. Pearson Award as the NHL's Most Outstanding Player as selected by the National Hockey League Players' Association (NHLPA) in 1971-72, as well as the Lady Byng Trophy for being the player "adjudged to have exhibited the best type of sportsmanship and gentlemanly conduct combined with a high standard of playing ability". A five-time NHL All-Star, Ratelle was inducted into the Hockey Hall of Fame in 1985, and in 2017, he was named one of the 100 Greatest NHL Players in league history.

VIC HADFIELD

1961-62 - 1973-74

Vic Hadfield became the 10th player in Rangers history to have his number retired when his No. 11 jersey was raised to the Madison Square Garden rafters on December 2, 2018.

A premier power forward in the NHL during his 16-year career, Vic Hadfield was the ultimate teammate who possessed a unique combination of skill and toughness. He played 13 seasons with the Rangers, registering 262 goals and 310 assists for 572 points, along with 1,041 penalty minutes in 841 games. Hadfield is the only player who has recorded at least 200 goals and 1,000 or more penalty minutes as a member of the Rangers in franchise history. The left wing on the Rangers' Goal-A-Game Line (G-A-G Line) with center Jean Ratelle and right wing Rod Gilbert, Hadfield became the first Ranger in franchise history to score 50 goals in a season when he reached the milestone in 1971-72. Hadfield, along with Ratelle, and Gilbert, became the first linemates to all register 40 or more goals in the same season in NHL history. In addition, he tied for the team lead in goals (seven) and registered 16 points in 16 games during the Rangers' run to the Stanley Cup Finals in 1971-72. Hadfield ranks fifth in franchise history in goals, power play goals (83), game-winning goals (40), and penalty minutes, ranks seventh in games played, ranks ninth in points, and ranks 10th in assists. Hadfield played in two NHL All-Star Games and was named to the NHL's Second All-Star Team in 1971-72. He was named the 14th captain in franchise history on June 9, 1971, and he served as the team's captain for the final three seasons of his tenure with the Rangers (1971-72 - 1973-74).



Rangers Jersey

The New York Rangers jersey has undergone several alterations throughout the team's history, but the original spirit has endured. Classic and timeless, representing the legacy of a storied franchise.
True Broadway Blueshirt.



1926-27



1927-28



1928-29 - 1940-41



1941-42



1942-43 - 1944-45;
1947-48 - 1948-49



1945-46



1946-47



1949-50 - 1962-63

HOME: 1950-51; 1955-56* - 1962-63

AWAY: 1951-52 - 1955-56*



1950-51 - 1962-63

AWAY: 1950-51; 1955-56* - 1962-63

HOME: 1951-52 - 1955-56*



1963-64 - 1975-76

HOME: 1963-64 - 1969-70

AWAY: 1970-71 - 1975-76



1963-64 - 1975-76

AWAY: 1963-64 - 1969-70

HOME: 1970-71 - 1975-76



1976-77 - 1977-78

HOME



1976-77 - 1977-78

AWAY



1978-79 - 1986-87

AWAY



1978-79 - 1998-99

HOME

*In December of 1955, NHL teams switched from wearing color jerseys on the road to wearing them at home for the remainder of the 1955-56 season.



1987-88 - 1996-97
AWAY



**1996-97 - 1997-98;
1999-00 - 2006-07**
ALTERNATE



1997-98 - 2006-07
AWAY: 1997-98 - 2002-03
HOME: 2003-04 - 2006-07



1998-99
ALTERNATE



1999-00 - 2006-07
HOME: 1999-00 - 2002-03
AWAY: 2003-04 - 2006-07



2007-08 - 2016-17
HOME



2007-08 - 2016-17
AWAY



2010-11 - 2016-17
HERITAGE JERSEY



2011-12
NHL WINTER CLASSIC JERSEY



2013-14
NHL STADIUM SERIES JERSEY



2017-18 - Present
HOME



2017-18 - Present
AWAY



2017-18
NHL WINTER CLASSIC JERSEY

Rangers Crest

The New York Rangers crest has remained largely unchanged since its inception in 1926 - "New York" across the top complements "Rangers" stretching diagonally from top left to bottom right in classic blue, red and white - reflecting both the tradition and nostalgia of a time-honored Original Six club.



1926-35



1936-47



1948-53



1954-62



1962-68



1969-76



2012 NHL Winter Classic



2018 NHL Winter Classic



1976-78



2014 NHL Stadium Series



1978-Present

A Tradition of Rangers Greatness



Prince of Wales Trophy *

The Eastern Conference playoff champion.

1993-94

2013-14



Presidents' Trophy **

The club who finishes the regular season with the best overall record in the NHL.

1941-42

1991-92

1993-94

2014-15



Vezina Trophy

The goalkeeper adjudged to be the best at his position.

Dave Kerr

1939-40

Ed Giacomin,

Gilles Villeneuve

1970-71

John Vanbiesbrouck

1985-86

Henrik Lundqvist

2011-12



Lady Byng Memorial Trophy

The player adjudged to have exhibited the best type of sportsmanship and gentlemanly conduct combined with a high standard of playing ability.

Frank Boucher

1927-31

Frank Boucher

1932-35

Clint Smith

1938-39

Buddy O'Connor

1947-48

Edgar Laprade

1949-50

Andy Hebenton

1956-57

Camille Henry

1957-58

Jean Ratelle

1971-72

Wayne Gretzky

1998-99



Ted Lindsay Award

Formerly known as the Lester B. Pearson Award for the most outstanding player in the National Hockey League, as voted by fellow members of the National Hockey League Players' Association.

Jean Ratelle

1971-72

Mark Messier

1991-92

Jaromir Jagr

2005-06



Maurice "Rocket" Richard Trophy ****

The player finishing the regular season as the League's goal-scoring leader.

Bill Cook

1926-27

Bill Cook

1931-32

Bill Cook

1932-33

Bryan Hextall

1939-40

Bryan Hextall

1940-41

Lynn Patrick

1941-42



Bill Masterton Memorial Trophy

The player who best exemplifies the qualities of perseverance, sportsmanship and dedication to hockey.

Jean Ratelle

1970-71

Rod Gilbert

1975-76

Anders Hedberg

1984-85

Adam Graves

2000-01

Dominic Moore

2013-14



Jack Adams Award

An annual award presented by the National Hockey League Broadcasters' Association to the NHL coach adjudged to have contributed the most to his team's success.



Art Ross Trophy ***

The player who leads the league in scoring points at the end of the regular season.

Bill Cook

1926-27

Bill Cook

1932-33

Bryan Hextall

1941-42



King Clancy Memorial Trophy

The player who best exemplifies leadership qualities on and off the ice and has made a noteworthy humanitarian contribution to his community.

Adam Graves **1993-94**



Calder Memorial Trophy

The player selected as the most proficient in his first year of competition in the National Hockey League.

Kilby MacDonald **1939-40**
Grant Warwick **1941-42**
Edgar Laprade **1945-46**
Pentti Lund **1948-49**
Lorne Worsley **1952-53**
Camille Henry **1953-54**
Steve Vickers **1972-73**
Brian Leetch **1988-89**



Conn Smythe Trophy

The most valuable player for his team during the playoffs, as selected by the Professional Hockey Writers' Association at the conclusion of the Stanley Cup finals.

Brian Leetch **1993-94**



Frank J. Selke Trophy

The forward who best excels in the defensive aspects of the game.



GM of the Year Award

The top general manager in the NHL, as selected by the 30 club general managers and a panel of NHL executives, print, and broadcast media.



Lester Patrick Trophy

For outstanding service to hockey in the United States.

William Jennings	1971
Terry Sawchuk	1971
Murray Murdoch	1974
Bill Chadwick	1975
Phil Esposito	1978
Fred Shero	1980
Emile Francis	1982
Lynn Patrick	1989
Rod Gilbert	1991
Frank Boucher	1993
Wayne Gretzky	1994
Brian Mullen	1995
Pat LaFontaine	1997
Craig Patrick	2000
Herb Brooks	2002
Larry Pleau	2002
John Davidson	2004
Marcel Dionne	2006
Brian Leetch	2007
John Halligan	2007
Mark Messier	2009
Mike Richter	2009
Bob Crocker	2015
Dr. Jack Blatherwick	2019



James Norris Memorial Trophy

The defense player who demonstrates throughout the season the greatest all-round ability in the position.

Doug Harvey	1961-62
Harry Howell	1966-67
Brian Leetch	1991-92
Brian Leetch	1996-97



Hart Memorial Trophy

The player adjudged to be the most valuable to his team.

Buddy O'Connor	1947-48
Chuck Rayner	1949-50
Andy Bathgate	1958-59
Mark Messier	1991-92

* The Prince of Wales Trophy was first awarded annually to the Wales/Eastern Conference playoff champion in 1981-82.
** The Presidents' Trophy was first awarded annually for the 1985-86 season.
*** The Art Ross Trophy was first awarded annually for the 1947-48 season.
**** The Maurice "Rocket" Richard Trophy was first awarded annually for the 1998-99 season.

Hall of Fame Selections

RANGERS IN THE HOCKEY HALL OF FAME

PLAYERS (54)	YEAR INDUCTED	PLAYERS (CONT'D)	YEAR INDUCTED
Howie Morenz	1945	Rod Gilbert	1982
Lester Patrick	1947	Bobby Hull	1983
Bill Cook	1952	Phil Esposito	1984
Frank Boucher	1958	Jean Ratelle	1985
Ching Johnson	1958	Ed Giacomin	1987
Earl Seibert	1963	Guy Lafleur	1988
Doug Bentley	1964	Buddy O'Connor	1988
Babe Siebert	1964	Brad Park	1988
Max Bentley	1966	Clint Smith	1991
Babe Pratt	1966	Marcel Dionne	1992
Neil Colville	1967	Edgar Laprade	1993
Bryan Hextall	1969	Fred "Bun" Cook	1995
Bill Gadsby	1970	Wayne Gretzky	1999
Terry Sawchuk	1971	Mike Gartner	2001
Bernie Geoffrion	1972	Jari Kurri	2001
Doug Harvey	1973	Pat LaFontaine	2003
Chuck Rayner	1973	Dick Duff	2006
Art Coulter	1974	Mark Messier	2007
Johnny Bower	1976	Glenn Anderson	2008
Tim Horton	1977	Brian Leetch	2009
Andy Bathgate	1978	Luc Robitaille	2009
Jacques Plante	1978	Pavel Bure	2012
Harry Howell	1979	Brendan Shanahan	2013
Harry Lumley	1980	Eric Lindros	2016
Lynn Patrick	1980	Martin St. Louis	2018
Gump Worsley	1980	Vaclav Nedomansky	2019
Allan Stanley	1981	Sergei Zubov	2019

BUILDERS (9)	YEAR INDUCTED	BUILDERS (CONT'D)	YEAR INDUCTED
John Kilpatrick	1960	Craig Patrick	2001
William Jennings	1975	Roger Neilson	2002
Emile Francis	1982	Herb Brooks	2006
Bud Poile	1990	Fred Shero	2013
Glen Sather	1997		

RANGERS IN THE U.S. HOCKEY HALL OF FAME

PLAYERS (19)	YEAR INDUCTED	PLAYERS (CONT'D)	YEAR INDUCTED
Taffy Abel	1973	Brian Leetch	2008
Myles Lane	1973	Mike Richter	2008
Victor Desjardins	1974	Tony Amonte	2009
Bill Moe	1974	Kevin Hatcher	2010
Robert E. Dill	1979	Eddie Olczyk	2012
John W. McCartan	1983	Doug Weight	2013
Robbie Ftorek	1991	Chris Drury	2015
Pat LaFontaine	2003	Mathieu Schneider	2015
Bobby Carpenter	2007	Gordon "Red" Berenson	2018
John Vanbiesbrouck	2007		

COACHES (1)	YEAR INDUCTED	ADMINISTRATORS (3)	YEAR INDUCTED
Herb Brooks	1990	William M. Jennings	1981
		Craig Patrick	1996
		Larry Pleau	2000

NHL ALL-STAR AND ALL-ROOKIE TEAM SELECTIONS

FIRST TEAM		SECOND TEAM	
PLAYER, POSITION	YEAR	PLAYER, POSITION	YEAR
Bill Cook, right wing	1930-31	Ching Johnson, defense	1930-31
Lester Patrick, coach	1930-31	Frank Boucher, center	1930-31
Bill Cook, right wing	1931-32	Bun Cook, left wing	1930-31
Ching Johnson, defense	1931-32	Ching Johnson, defense	1933-34
Lester Patrick, coach	1931-32	Bill Cook, right wing	1933-34
Frank Boucher, center	1932-33	Cecil Dillon, right wing	1935-36
Bill Cook, right wing	1932-33	Cecil Dillon, right wing	1936-37
Ching Johnson, defense	1932-33	Dave Kerr, goaltender	1937-38
Lester Patrick, coach	1932-33	Art Coulter, defense	1937-38
Frank Boucher, center	1933-34	Art Coulter, defense	1938-39
Lester Patrick, coach	1933-34	Neil Colville, center	1938-39
Frank Boucher, center	1934-35	Art Coulter, defense	1939-40
Earl Seibert, defense	1934-35	Neil Colville, center	1939-40
Lester Patrick, coach	1934-35	Frank Boucher, coach	1939-40
Lester Patrick, coach	1935-36	Ott Heller, defense	1940-41
Cecil Dillon, right wing	1937-38	Phil Watson, center	1941-42
Lester Patrick, coach	1937-38	Bryan Hextall, right wing	1942-43
Bryan Hextall, right wing	1939-40	Lynn Patrick, left wing	1942-43
Dave Kerr, goaltender	1939-40	Buddy O'Connor, center	1947-48
Bryan Hextall, right wing	1940-41	Neil Colville, defense	1947-48
Bryan Hextall, right wing	1941-42	Chuck Rayner, goaltender	1948-49
Lynn Patrick, left wing	1941-42	Chuck Rayner, goaltender	1949-50
Frank Boucher, coach	1941-42	Tony Leswick, left wing	1949-50
Bill Gadsby, defense	1955-56	Chuck Rayner, goaltender	1950-51
Bill Gadsby, defense	1957-58	Hy Buller, defense	1951-52
Bill Gadsby, defense	1958-59	Danny Lewicki, left wing	1954-55
Andy Bathgate, right wing	1958-59	Bill Gadsby, defense	1956-57
Andy Bathgate, right wing	1961-62	Andy Bathgate, right wing	1957-58
Doug Harvey, defense	1961-62	Camille Henry, left wing	1957-58
Ed Giacomin, goaltender	1966-67	Dean Prentice, left wing	1959-60
Harry Howell, defense	1966-67	Andy Bathgate, right wing	1962-63
Brad Park, defense	1969-70	Don Marshall, left wing	1966-67
Ed Giacomin, goaltender	1970-71	Ed Giacomin, goaltender	1967-68
Brad Park, defense	1971-72	Jim Neilson, defense	1967-68
Rod Gilbert, right wing	1971-72	Rod Gilbert, right wing	1967-68
Brad Park, defense	1973-74	Ed Giacomin, goaltender	1968-69
John Vanbiesbrouck, goaltender	1985-86	Ed Giacomin, goaltender	1969-70
Mark Messier, center	1991-92	Brad Park, defense	1970-71
Brian Leetch, defense	1991-92	Vic Hadfield, left wing	1971-72
Brian Leetch, defense	1996-97	Jean Ratelle, center	1971-72
Jaromir Jagr, right wing	2005-06	Brad Park, defense	1972-73
Henrik Lundqvist, goaltender	2011-12	Steve Vickers, left wing	1974-75
		Brian Leetch, defense	1990-91
		Adam Graves, left wing	1993-94
		Brian Leetch, defense	1993-94
		Brian Leetch, defense	1995-96
		Wayne Gretzky, center	1997-98
		Marian Gaborik, right wing	2011-12
		Henrik Lundqvist, goaltender	2012-13
ALL-ROOKIE TEAM			
PLAYER, POSITION	YEAR		
Tomas Sandstrom, right wing	1984-85		
Mike Ridley, center	1985-86		
Tony Granato, right wing	1988-89		
Brian Leetch, defense	1988-89		
Tony Amonte, right wing	1991-92		
Mike York, center	1999-00		
Dan Blackburn, goaltender	2001-02		
Henrik Lundqvist, goaltender	2005-06		
Michael Del Zotto, defense	2009-10		
Brady Skjei, defense	2016-17		

NHL ALL-STAR GAME SELECTIONS AND STATISTICS

SEASON	TEAM	PLAYER	G	A	PTS
1947-48	NHL All-Stars	Edgar Laprade	0	1	1
	NHL All-Stars	Tony Leswick	0	0	0
	NHL All-Stars	Grant Warwick	1	0	1
1948-49	NHL All-Stars	Neil Colville	0	0	0
	NHL All-Stars	Edgar Laprade	0	0	0
	NHL All-Stars	Tony Leswick	0	0	0
1949-50	NHL All-Stars	Pat Egan	0	0	0
	NHL All-Stars	Edgar Laprade	0	1	1
	NHL All-Stars	Tony Leswick	0	0	0
	NHL All-Stars	Buddy O'Connor	0	0	0
1950-51	NHL All-Stars	Chuck Rayner	31:30, 0 GA	0	0
	NHL All-Stars	Tony Leswick	0	0	0
	NHL All-Stars	Chuck Rayner	31:12, 3 GA	0	0
	NHL All-Stars	Edgar Laprade	0	0	0
1951-52	First Team NHL	Frank Eddolls	0	0	0
	First Team NHL	Don Raleigh	0	1	1
	Second Team NHL	Chuck Rayner	29:28, 1 GA	0	0
1952-53	First Team NHL	Reg Sinclair	0	0	0
	First Team NHL	Gaye Stewart	0	1	1
	Second Team NHL	Hy Buller	0	1	1
1953-54	First Team NHL	Chuck Rayner (Injured)	-	-	-
	First Team NHL	Leo Reise, Jr.	0	0	0
	NHL All-Stars	Wally Hergesheimer	2	0	2
	NHL All-Stars	Leo Reise, Jr.	0	0	0
1954-55	NHL All-Stars	Paul Ronty	0	1	1
	NHL All-Stars	Harry Howell	0	0	0
	NHL All-Stars	Don Raleigh	0	0	0
	NHL All-Stars	Paul Ronty	0	0	0
1955-56	NHL All-Stars	Danny Lewicki	0	0	0
1956-57	NHL All-Stars	Dave Creighton	0	0	0
	NHL All-Stars	Bill Gadsby	0	0	0
	NHL All-Stars	Red Sullivan	0	0	0
1957-58	NHL All-Stars	Andy Bathgate	1	1	2
	NHL All-Stars	Bill Gadsby	0	0	0
	NHL All-Stars	Dean Prentice	1	2	3
1958-59	NHL All-Stars	Andy Bathgate	2	0	2
	NHL All-Stars	Bill Gadsby	0	0	0
	NHL All-Stars	Camille Henry	0	1	1
	NHL All-Stars	Red Sullivan	0	1	1
1959-60	NHL All-Stars	Andy Bathgate	0	0	0
	NHL All-Stars	Bill Gadsby	0	0	0
	NHL All-Stars	Red Sullivan	0	0	0

NHL ALL-STAR GAME SELECTIONS AND STATISTICS

SEASON	TEAM	PLAYER	G	A	PTS
1960-61	NHL All-Stars	Andy Bathgate	0	0	0
	NHL All-Stars	Bill Gadsby	0	0	0
	NHL All-Stars	Andy Hebenton	1	0	1
1961-62	NHL All-Stars	Red Sullivan	0	1	1
	NHL All-Stars	Andy Bathgate	0	1	1
	NHL All-Stars	Doug Harvey	0	0	0
1962-63	NHL All-Stars	Gump Worsley	30:00, 0 GA	0	0
	NHL All-Stars	Andy Bathgate	0	0	0
	NHL All-Stars	Doug Harvey	0	0	0
1963-64	NHL All-Stars	Dean Prentice	0	0	0
	NHL All-Stars	Gump Worsley	20:00, 0 GA	0	0
	NHL All-Stars	Andy Bathgate	0	0	0
1964-65	NHL All-Stars	Camille Henry	0	1	1
	NHL All-Stars	Harry Howell	0	0	0
	NHL All-Stars	Rod Gilbert	0	0	0
1965-66	NHL All-Stars	Camille Henry	0	0	0
	NHL All-Stars	Harry Howell	0	1	1
	NHL All-Stars	Rod Gilbert	0	0	0
1966-67	NHL All-Stars	Vic Hadfield	0	0	0
	NHL All-Stars	Harry Howell	0	0	0
	NHL All-Stars	Ed Giacomin	30:00, 1 GA	0	0
1967-68	NHL All-Stars	Rod Gilbert	0	0	0
	NHL All-Stars	Harry Howell	0	0	0
	NHL All-Stars	Don Marshall	0	0	0
1968-69	East	Ed Giacomin	40:00, 2 GA	0	0
	East	Rod Gilbert	0	1	1
	East	Bob Nevin	1	0	1
1969-70	East	Ed Giacomin	30:00, 1 GA	0	0
	East	Rod Gilbert	0	0	0
	East	Jim Neilson	0	0	0
1970-71	East	Brad Park	0	0	0
	East	Jean Ratelle	0	0	0
	East	Walt Tkaczuk	1	0	1
	East	Dave Balon	0	1	1
	East	Ed Giacomin	31:00, 2 GA	0	0
	East	Jim Neilson	0	0	0
	East	Brad Park	0	0	0
	East	Jean Ratelle	0	0	0
	East	Gilles Villemure	29:00, 0 GA	0	0

NHL ALL-STAR GAME SELECTIONS AND STATISTICS

SEASON	TEAM	PLAYER	G	A	PTS
1971-72	East	Rod Gilbert	0	1	1
	East	Vic Hadfield	0	0	0
	East	Brad Park	0	1	1
	East	Jean Ratelle	1	0	1
	East	Rod Seiling	0	1	1
1972-73	East	Gilles Villemure	29:26, 0 GA	0	0
	East	Ed Giacomin	30:44, 3 GA	0	0
	East	Brad Park	0	1	1
	East	Jean Ratelle	0	0	0
	East	Gilles Villemure	29:16, 1 GA	0	0
1973-74	East	Brad Park	0	0	0
1974-75	Campbell	Rod Gilbert	0	0	0
	Campbell	Brad Park	0	0	0
	Campbell	Steve Vickers	0	0	0
1975-76	Campbell	Carol Vadnais	0	0	0
	Campbell	Steve Vickers	1	0	1
1976-77	Campbell	Phil Esposito	1	0	1
	Campbell	Rod Gilbert	0	1	1
	Campbell	Don Murdoch	0	0	0
1977-78	Campbell	Phil Esposito	0	0	0
	Campbell	Carol Vadnais	0	0	0
1978-79	NHL (vs. USSR)	Anders Hedberg	0	0	0
	NHL (vs. USSR)	Ulf Nilsson	0	0	0
1979-80	Campbell	Phil Esposito	0	1	1
	Campbell	Ron Greschner	0	0	0
1980-81	Campbell	Ed Johnstone	0	2	2
1981-82	Wales	Barry Beck	0	1	1
	Wales	Ron Duguay	0	0	0
1982-83	Wales	Don Maloney	1	0	1
1983-84	Wales	Pierre Larouche	2	0	2
	Wales	Don Maloney (MVP)	1	3	4
1984-85	Wales	Anders Hedberg	1	0	1
1985-86	Wales	Reijo Ruotsalainen	0	0	0
1986-87	NHL (vs. USSR)	Tomas Sandstrom	0	0	0
1987-88	Wales	Tomas Sandstrom	1	0	1
1988-89	Wales	Brian Mullen	0	1	1
1989-90	Wales	Brian Leetch	0	0	0
1990-91	Wales	Brian Leetch	0	0	0
	Wales	Darren Turcotte	0	1	1
1991-92	Wales	Brian Leetch	0	0	0
	Wales	Mark Messier	0	1	1
	Wales	Mike Richter	20:00, 2 GA	0	0

NHL ALL-STAR GAME SELECTIONS AND STATISTICS

SEASON	TEAM	PLAYER	G	A	PTS
1992-93	Wales	Mike Gartner (MVP)	4	1	5
	Wales	Kevin Lowe	0	1	1
	Wales	Brian Leetch (Injured)	-	-	-
	Wales	Mark Messier (Injured)	-	-	-
1993-94	Eastern	Adam Graves	0	2	2
	Eastern	Brian Leetch	0	0	0
	Eastern	Mark Messier	1	2	3
	Eastern	Mike Richter (MVP)	20:00, 2 GA	0	0
1995-96	Eastern	Brian Leetch	0	1	1
	Eastern	Mark Messier	0	1	1
	Eastern	Pat Verbeek	1	1	2
1996-97	Eastern	Wayne Gretzky	0	1	1
	Eastern	Brian Leetch	0	0	0
	Eastern	Mark Messier	1	2	3
1997-98	North America	Wayne Gretzky	0	2	2
	North America	Brian Leetch	0	0	0
1998-99	North America	Wayne Gretzky (MVP)	1	2	3
1999-00	North America	Mike Richter	20:00, 4 GA	0	0
2000-01	North America	Theoren Fleury	2	1	3
	North America	Brian Leetch	0	1	1
2001-02	North America	Brian Leetch	0	0	0
	North America	Eric Lindros (Injured)	-	-	-
	North America	Mike York	0	0	0
2002-03	Eastern	Brian Leetch (Injured)	-	-	-
	Eastern	Tom Poti	0	0	0
2003-04	Eastern	Mark Messier	1	1	2
	Eastern	Jaromir Jagr	0	1	1
2006-07	Eastern	Brendan Shanahan	0	0	0
2007-08	Eastern	Scott Gomez	0	1	1
2008-09	Eastern	Henrik Lundqvist	20:00, 6 GA	0	0
2010-11	Team Staal	Henrik Lundqvist	18:36, 3 GA	0	0
	Team Staal	Marc Staal	0	0	0
2011-12	Team Alfredsson	Henrik Lundqvist	19:49, 3GA	0	0
	Team Alfredsson	Dan Girardi	0	1	1
	Team Chara	Marian Gaborik (MVP)	3	1	4
2014-15	Team Toews	Rick Nash	2	0	2
2015-16	Metropolitan	Ryan McDonagh	0	0	0
2016-17	Metropolitan	Ryan McDonagh	0	0	0
2017-18	Metropolitan	Henrik Lundqvist	10:00, 2 GA	0	0
2018-19	Metropolitan	Henrik Lundqvist	20:00, 2 GA	0	0

TEAM AWARD WINNERS

RANGERS MVP (AS VOTED BY THE PROFESSIONAL HOCKEYWRITERS ASSOCIATION)

Lynn Patrick	1941-42
Lynn Patrick	1942-43
Ott Heller and Bryan Hextall	1943-44
Ab DeMarco	1944-45
Chuck Rayner	1945-46
Chuck Rayner	1946-47
Buddy O'Connor	1947-48
Edgar Laprade and Chuck Rayner	1948-49
Edgar Laprade	1949-50
Don Raleigh	1950-51
Hy Buller	1951-52
Paul Ronty	1952-53
Wally Hergesheimer	1953-54
Danny Lewicki	1954-55
Bill Gadsby	1955-56
Andy Bathgate	1956-57
Andy Bathgate	1957-58
Andy Bathgate	1958-59
Dean Prentice	1959-60
Gump Worsley	1960-61
Andy Bathgate	1961-62
Gump Worsley	1962-63
Harry Howell	1963-64
Don Marshall	1964-65
Bob Nevin	1965-66
Ed Giacomin	1966-67
Rod Gilbert	1967-68
Ed Giacomin	1968-69
Walter Tkaczuk	1969-70
Ed Giacomin	1970-71
Jean Ratelle	1971-72
Jean Ratelle	1972-73
Brad Park	1973-74
Rod Gilbert	1974-75
Rod Gilbert	1975-76
Dave Maloney	1976-77
Walter Tkaczuk	1977-78
Phil Esposito	1978-79
Anders Hedberg	1979-80
Eddie Johnstone	1980-81
Barry Beck and Mike Rogers	1981-82
Mark Pavelich	1982-83
Barry Beck	1983-84
Tomas Sandstrom	1984-85
John Vanbiesbrouck	1985-86
Walt Poddubny	1986-87
James Patrick	1987-88
Brian Leetch	1988-89
John Ogradnick	1989-90
Brian Leetch	1990-91
Mark Messier	1991-92
Adam Graves	1992-93
Adam Graves	1993-94
Mark Messier	1994-95
Mark Messier	1995-96
Brian Leetch	1996-97
Wayne Gretzky	1997-98
Brian Leetch	1998-99
Mike Richter	1999-00
Brian Leetch	2000-01
Mike Richter	2001-02

Brian Leetch	2002-03
Bobby Holik	2003-04
Jaromir Jagr	2005-06
Henrik Lundqvist	2006-07
Henrik Lundqvist	2007-08
Henrik Lundqvist	2008-09
Henrik Lundqvist	2009-10
Henrik Lundqvist	2010-11
Henrik Lundqvist	2011-12
Henrik Lundqvist	2012-13
Ryan McDonagh	2013-14
Rick Nash	2014-15
Henrik Lundqvist	2015-16
Ryan McDonagh	2016-17
Henrik Lundqvist	2017-18
Mika Zibanejad	2018-19

PLAYERS' PLAYER AWARD

Andy Heberton	1958-59
Red Sullivan and Andy Heberton	1959-60
Andy Heberton	1960-61
Earl Ingarfield	1961-62
Andy Bathgate	1962-63
Rod Gilbert and Phil Goyette	1963-64
Harry Howell	1964-65
Wayne Hillman and Don Marshall	1965-66
Harry Howell	1966-67
Jean Ratelle	1967-68
Jean Ratelle	1968-69
Jean Ratelle	1969-70
Jean Ratelle	1970-71
Vic Hadfield	1971-72
Walter Tkaczuk	1972-73
Ted Irvine	1973-74
Jean Ratelle	1974-75
John Davidson	1975-76
John Davidson and Phil Esposito	1976-77
John Davidson and Ron Greschner	1977-78
Ulf Nilsson	1978-79
Don Maloney	1979-80
Don Maloney	1980-81
Tom Laidlaw and Mark Pavelich	1981-82
Tom Laidlaw	1982-83
Glen Hanlon	1983-84
Reijo Ruotsalainen	1984-85
John Vanbiesbrouck	1985-86
Don Maloney	1986-87
James Patrick	1987-88
Guy Lafleur	1988-89
Kelly Kisio	1989-90
Mike Richter	1990-91
Adam Graves	1991-92
Adam Graves	1992-93
Eddie Olczyk	1993-94
Adam Graves	1994-95
Mark Messier	1995-96
Darren Langdon	1996-97
Darren Langdon	1997-98
Adam Graves	1998-99
Mike Richter	1999-00
Brian Leetch	2000-01
Brian Leetch	2001-02
Brian Leetch	2002-03
Brian Leetch	2003-04
Jed Ortmeyer and Kevin Weekes	2005-06

TEAM AWARD WINNERS

PLAYERS' PLAYER AWARD (cont'd)

Brendan Shanahan	2006-07
Colton Orr and Jason Strudwick	2007-08
Chris Drury and Blair Betts	2008-09
Chris Drury	2009-10
Ryan Callahan	2010-11
Ryan Callahan	2011-12
Ryan Callahan	2012-13
Ryan McDonagh	2013-14
Rick Nash	2014-15
Jesper Fast	2015-16
Jesper Fast	2016-17
Jesper Fast	2017-18
Jesper Fast	2018-19

STEVEN MCDONALD EXTRA EFFORT AWARD

The Steven McDonald Extra Effort Award is presented annually to the player who, as chosen by the fans, "goes above and beyond the call of duty". The award, which has been given annually since the 1987-88 season, bears the name of New York City Police Detective Steven McDonald, who was shot and injured in the line of duty on July 12, 1986 and passed away on January 10, 2017.

Jan Erixon	1987-88
Tony Granato	1988-89
John Vanbiesbrouck and Kelly Kisio	1989-90
Jan Erixon	1990-91
Adam Graves	1991-92
Adam Graves	1992-93
Adam Graves	1993-94
Mark Messier	1994-95
Mark Messier	1995-96
Brian Leetch	1996-97
Wayne Gretzky	1997-98
Adam Graves	1998-99
Adam Graves	1999-00
Sandy McCarthy	2000-01
Sandy McCarthy	2001-02
Matthew Barnaby	2002-03
Jed Ortmeyer	2003-04
Henrik Lundqvist	2005-06
Jed Ortmeyer	2006-07
Brandon Dubinsky	2007-08
Ryan Callahan	2008-09
Ryan Callahan	2009-10
Brandon Prust	2010-11
Ryan Callahan	2011-12
Ryan Callahan	2012-13
Mats Zuccarello	2013-14
Cam Talbot	2014-15
Mats Zuccarello	2015-16
Mats Zuccarello	2016-17
Henrik Lundqvist	2017-18
Mika Zibanejad	2018-19

JOHN HALLIGAN GOOD GUY AWARD (COOPERATION WITH MEDIA)

The John Halligan Good Guy Award recognizes a player for their cooperation with the media throughout the season. The award has been presented annually since the 1974-75 season, and was renamed in 2009-10 to honor the team's late public relations director. Halligan joined the Rangers organization in 1963, and served a number of roles in his 24 years with the Rangers, including Public Relations Director and Business Manager, Vice President of Communications, and Director of Community Relations and Special Projects. Following his distinguished 53-year career with the Rangers and the National Hockey League, Halligan was honored by USA Hockey and the NHL with the Lester Patrick Award in 2007 for his service to hockey in the United States. Halligan passed away on January 20, 2010.

Ted Irvine	1974-75
Ron Harris	1975-76
John Davidson	1976-77
Rod Gilbert	1977-78
Dave Maloney	1978-79
Anders Hedberg	1979-80
Don Maloney	1980-81
Barry Beck	1981-82
Rob McClanahan	1982-83
Pierre Larouche	1983-84
John Vanbiesbrouck	1984-85
Ron Greschner	1985-86
James Patrick	1986-87
Bob Froese	1987-88
Tony Granato	1988-89
Kelly Kisio	1989-90
Mike Richter	1990-91
Mark Messier	1991-92
Adam Graves	1992-93
Neil Smith	1993-94
Kevin Lowe	1994-95
Glenn Healy	1995-96
Wayne Gretzky	1996-97
Alex Kovalev	1997-98
Kevin Stevens	1998-99
Tim Taylor	1999-00
Petr Nedved	2000-01
Brian Leetch	2001-02
Bobby Holik	2002-03
Eric Lindros	2003-04
Jaromir Jagr	2005-06
Brendan Shanahan	2006-07
Henrik Lundqvist	2007-08
Tom Renney	2008-09
Vinny Prospal and Erik Christensen	2009-10
Ryan Callahan	2010-11
Brian Boyle	2011-12
Dan Girardi	2012-13
Marc Staal	2013-14
Derek Stepan	2014-15
Ryan McDonagh	2015-16
Rick Nash	2016-17
Brady Skjei	2017-18
Mika Zibanejad	2018-19

TEAM AWARD WINNERS

LARS-ERIK SJOBERG AWARD (BEST ROOKIE OF TRAINING CAMP)

The Lars-Erik Sjoberg Award is presented annually to the top Rangers rookie during training camp. The award, which was first presented in 1988, bears the name of Lars-Erik Sjoberg, who was the Rangers chief European scout for eight years. During his time with the Blueshirts, Sjoberg played a prominent role in the team's decision to draft Europeans such as Tomas Sandstrom, Jan Erixon, and Ulf Dahlen. Prior to joining the Rangers as a scout, Sjoberg played five seasons with the Winnipeg Jets during their time in the World Hockey Association (WHA), and he also skated with Winnipeg in its inaugural NHL season in 1979-80. He passed away on October 20, 1987 at the age of 43.

Mike Richter	1988
Troy Mallette	1989
Steven Rice	1990
Tony Amonte	1991
Peter Andersson	1992
Mattias Norstrom	1993
Mattias Norstrom	1994
Niklas Sundstrom	1995
Eric Cairns	1996
Marc Savard	1997
Manny Malhotra	1998
Kim Johnsson	1999
Filip Novak	2000
Dan Blackburn	2001
Jamie Lundmark	2002
Dominic Moore	2003
Henrik Lundqvist	2005
Nigel Dawes and Brandon Dubinsky	2006
Marc Staal	2007
Lauri Korpikoski	2008
Matt Gilroy	2009
Derek Stepan	2010
Carl Hagelin	2011
Jesper Fast	2013
Anthony Duclaur	2014
Oscar Lindberg	2015
Jimmy Vesey	2016
Filip Chytil	2017
Lias Andersson	2018

RANGERS FAN CLUB FRANK BOUCHER TROPHY (MOST POPULAR PLAYER ON AND OFF THE ICE)

The Frank Boucher Trophy was awarded annually to the Ranger who was considered the most popular player on and off the ice, as chosen by members of the Rangers Fan Club. The trophy bears the name of Rangers legend and Hall of Famer Frank Boucher, who was a member of the organization for 31 years as a player, coach, and general manager. During his 13-year playing career with the team, he won the Lady Byng Trophy seven times, the most of any player in NHL history, and captured the Stanley Cup in 1927-28 and 1932-33. He also led the Rangers to the franchise's third Stanley Cup in his first season as head coach in 1939-40. He is one of only two men, along with Lester Patrick, who have won three Stanley Cups with the Rangers.

Don Raleigh	1951-52
Wally Hergesheimer	1952-53
Johnny Bower	1953-54

Edgar Laprade	1954-55
Gump Worsley	1955-56
Andy Bathgate	1956-57
Andy Bathgate	1957-58
Andy Bathgate	1958-59
Dean Prentice	1959-60
Gump Worsley	1960-61
Andy Bathgate	1961-62
Gump Worsley	1962-63
Rod Gilbert	1963-64
Harry Howell	1964-65
Harry Howell	1965-66
Harry Howell	1966-67
Rod Gilbert	1967-68
Ed Giacomin	1968-69
Walter Tkaczuk	1969-70
Dave Balon	1970-71
Jean Ratelle	1971-72
Jean Ratelle	1972-73
Brad Park	1973-74
Rod Gilbert	1974-75
Rod Gilbert	1975-76
Rod Gilbert	1976-77
Pat Hickey	1977-78
Phil Esposito	1978-79
Phil Esposito	1979-80
Eddie Johnstone	1980-81
Nick Fotiu	1981-82
Mark Pavelich	1982-83
Barry Beck and Nick Fotiu	1983-84
Anders Hedberg and Mike Rogers	1984-85
John Vanbiesbrouck	1985-86
Walt Poddubny	1986-87
Walt Poddubny	1987-88
Guy Lafleur	1988-89
Brian Mullen	1989-90
Mike Richter	1990-91
Mark Messier	1991-92
Mike Gartner	1992-93
Adam Graves	1993-94
Mark Messier	1994-95
Mark Messier	1995-96
Mark Messier	1996-97
Wayne Gretzky	1997-98
Mike Richter	1998-99
Mike Richter	1999-00
Brian Leetch	2000-01
Mike Richter	2001-02
Mike Dunham	2002-03
Eric Lindros	2003-04
Jaromir Jagr	2005-06
Henrik Lundqvist	2006-07
Sean Avery	2007-08
Blair Betts	2008-09
Henrik Lundqvist	2009-10

RANGERS FAN CLUB ROOKIE OF THE YEAR

John Vanbiesbrouck	1984-85
Mike Ridley	1985-86
Terry Carkner	1986-87
Ulf Dahlen	1987-88
Brian Leetch and Tony Granato	1988-89
Darren Turcotte	1989-90
Mike Richter	1990-91

TEAM AWARD WINNERS

RANGERS FAN CLUB ROOKIE OF THE YEAR (cont'd)

Tony Amonte	1991-92
Sergei Zubov	1992-93
Alexander Karpovtsev	1993-94
Mike York	1999-00
Tomas Kloucek	2000-01
Dan Blackburn	2001-02
Jamie Lundmark	2002-03
Jed Ortmeyer	2003-04
Henrik Lundqvist	2005-06
Dan Girardi	2006-07
Brandon Dubinsky	2007-08
Lauri Korpikoski	2008-09
Michael Del Zotto	2009-10

RANGERS FAN CLUB CEIL SAIDEL MEMORIAL AWARD (FOR DEDICATION TO THE ORGANIZATION ON AND OFF THE ICE)

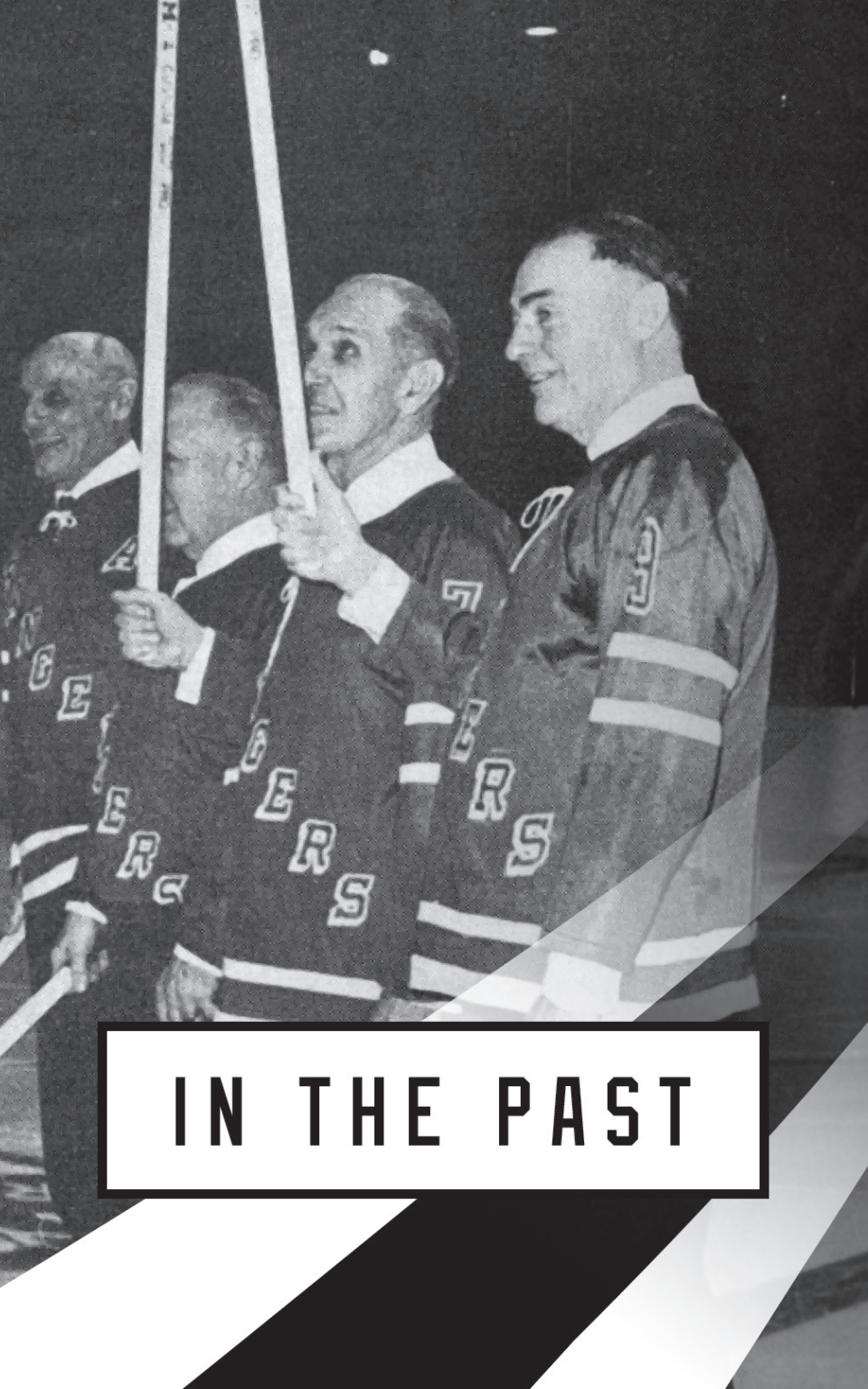
The Ceil Sidel Memorial Award was given annually to recognize a player, as chosen by members of the Rangers Fan Club, for their dedication to the organization on and off the ice. The award, which was first presented in 1994-95, bears the name of Ceil Sidel, who was a longtime Rangers season ticket holder and member of the Fan Club since its inception in 1951. During the 1994 Stanley Cup Playoffs, Sidel's life was taken suddenly in an attempted robbery.

Adam Graves	1994-95
Adam Graves and Glenn Healy	1995-96
Adam Graves	1996-97
Adam Graves	1997-98
Adam Graves	1998-99
Adam Graves	1999-00
Adam Graves	2000-01
Brian Leetch	2001-02
Brian Leetch	2002-03
Mark Messier	2003-04
Henrik Lundqvist	2005-06
Brendan Shanahan	2006-07
Brendan Shanahan	2007-08
Henrik Lundqvist	2008-09
Erik Christensen	2009-10

"CRUMB BUM" AWARD (FOR SERVICE TO NEW YORK YOUNGSTERS)

Ed Hospodar	1981
Barry Beck	1982
Nick Fotiu	1983
Dave and Don Maloney	1984
Ron Greschner	1985
John Vanbiesbrouck	1987
Pierre Larouche	1988
Guy Lafleur	1989
Carey Wilson	1990
Mike Gartner	1991
Kris King	1992
Adam Graves	1993
Brian Leetch	1994
Mark Messier	1995
Jeff Beukeboom	1996
Mike Richter	1997
Rod Gilbert	1999
Matthew Barnaby	2004





IN THE PAST

ALL-TIME RECORD VS. NHL

	NEW YORK RANGERS VS.	GP	W	L	T	OT	GF	GA	PTS
OVERALL	Boston	649	259	291	97	2	1,890	2,038	617
	Montreal	629	196	334	94	5	1,625	2,115	491
	Toronto	614	232	280	95	7	1,774	1,944	566
	Detroit (a)	593	220	263	103	7	1,620	1,796	550
	Chicago	591	242	249	98	2	1,676	1,727	584
	Philadelphia	297	132	119	37	9	873	872	310
	Pittsburgh	279	129	113	23	14	982	946	295
	NY Islanders	270	127	115	19	9	893	873	282
	New Jersey (K.C. - Col.)	247	118	92	27	10	813	730	273
	Washington	222	97	96	18	11	738	756	223
	Buffalo	183	76	77	25	5	569	577	182
	Carolina (Hfd.)	144	81	54	7	2	475	387	171
	St. Louis	143	81	44	16	2	498	384	180
	Dallas (Min.)	142	75	42	22	3	483	401	175
	Los Angeles	137	70	47	16	4	500	425	160
	Vancouver	123	81	33	8	1	496	351	171
	Calgary (Atl.)	119	47	56	15	1	377	447	110
	Tampa Bay	101	48	40	5	8	314	303	109
	Florida	98	55	30	6	7	298	236	123
	Ottawa	95	42	46	3	4	250	266	91
	Colorado (Que.)	88	40	35	7	6	316	294	93
	Arizona (Wpg. - Phx.)	80	47	26	6	1	298	259	101
	Edmonton	76	33	31	9	3	263	257	78
	Winnipeg (Atl.)	63	29	22	1	11	178	177	70
	San Jose	41	27	10	3	1	147	114	58
	Anaheim	37	18	17	1	1	105	107	38
	Columbus	37	18	15	1	3	112	120	40
	Nashville	28	15	10	1	2	80	67	33
	Minnesota	26	14	12	0	0	74	77	28
	Vegas	4	1	2	0	1	12	14	3
	Defunct Clubs (b)	278	169	64	45	0	901	581	383
	TOTALS	6,434	2,819	2,665	808	142	19,630	19,641	6,588

(a) Includes records of Detroit Cougars and Detroit Falcons

(b) Teams are: Brooklyn and New York Americans, Cleveland Barons (Calif.), Montreal Maroons, Ottawa Senators (1926-1934), Philadelphia Quakers, Pittsburgh Pirates, and St. Louis Eagles.* For the 1999-00 season, the NHL awarded teams one point for a regulation tie (RT.) Beginning in 2000-01, the NHL amended the rule, awarding teams one point for an overtime loss (OTL.) During the 2005-06 season, the NHL instituted the shootout to follow a scoreless five-minute overtime to eliminate ties. The winning team in the shootout gains two points and a win in the standings, while the losing team receives one point, recorded as an "OT" in the standings.

ALL-TIME RECORD VS. NHL

	NEW YORK RANGERS VS.	GP	W	L	T	OT	GF	GA	PTS
HOME	Boston	326	149	122	55	0	996	908	353
	Montreal	314	130	128	54	2	902	903	316
	Toronto	308	133	115	56	4	952	902	326
	Detroit (a)	296	141	96	58	1	893	762	341
	Chicago	295	123	117	55	0	864	833	301
	Philadelphia	148	69	51	23	5	462	415	166
	Pittsburgh	141	71	54	9	7	519	468	158
	NY Islanders	135	72	46	11	6	479	399	161
	New Jersey (K.C. - Col.)	122	66	32	20	4	431	322	156
	Washington	111	53	44	9	5	393	367	120
	Buffalo	90	42	30	15	3	285	237	102
	Carolina (Hfd.)	73	49	18	4	2	258	167	104
	Dallas (Min.)	72	40	19	11	2	241	190	93
	St. Louis	69	48	14	6	1	271	165	103
	Los Angeles	67	39	20	6	2	259	199	86
	Vancouver	63	43	14	5	1	264	166	92
	Calgary (Atl.)	61	31	25	5	0	202	204	67
	Tampa Bay	52	26	19	2	5	169	149	59
	Florida	49	28	15	4	2	157	112	62
	Ottawa	47	19	26	0	2	125	134	40
	Colorado (Que.)	44	23	14	4	3	161	123	53
	Arizona (Wpg. - Phx.)	40	27	10	2	1	167	129	57
	Edmonton	39	15	17	6	1	143	136	37
	Winnipeg (Atl.)	32	11	13	1	7	83	93	30
	San Jose	19	13	5	1	0	70	50	27
	Anaheim	19	11	7	1	0	55	42	23
	Columbus	17	8	5	1	3	58	57	20
	Nashville	15	7	6	1	1	40	33	16
	Minnesota	12	7	5	0	0	35	34	14
	Vegas	2	1	0	0	1	9	8	3
	Defunct Clubs (b)	139	87	29	23	0	459	286	197
	TOTALS	3,217	1,582	1,116	448	71	10,402	8,993	3,683

	NEW YORK RANGERS VS.	GP	W	L	T	OT	GF	GA	PTS
AWAY	Boston	323	110	169	42	2	894	1,130	264
	Montreal	315	66	206	40	3	723	1,212	175
	Toronto	306	99	165	39	3	822	1,042	240
	Detroit (a)	297	79	167	45	6	727	1,034	209
	Chicago	296	119	132	43	2	812	894	283
	Philadelphia	149	63	68	14	4	411	457	144
	Pittsburgh	138	58	59	14	7	463	478	137
	NY Islanders	135	55	69	8	3	414	474	121
	New Jersey (K.C. - Col.)	125	52	60	7	6	382	408	117
	Washington	111	44	52	9	6	345	389	103
	Buffalo	93	34	47	10	2	284	340	80
	St. Louis	74	33	30	10	1	227	219	77
	Carolina (Hfd.)	71	32	36	3	0	217	220	67
	Dallas (Min.)	70	35	23	11	1	242	211	82
	Los Angeles	70	31	27	10	2	241	226	74
	Vancouver	60	38	19	3	0	232	185	79
	Calgary (Atl.)	58	16	31	10	1	175	243	43
	Florida	49	27	15	2	5	141	124	61
	Tampa Bay	49	22	21	3	3	145	154	50
	Ottawa	48	23	20	3	2	125	132	51
	Colorado (Que.)	44	17	21	3	3	155	171	40
	Arizona (Wpg. - Phx.)	40	20	16	4	0	131	130	44
	Edmonton	37	18	14	3	2	120	121	41
	Winnipeg (Atl.)	31	18	9	0	4	95	84	40
	San Jose	22	14	5	2	1	77	64	31
	Columbus	20	10	10	0	0	54	63	20
	Anaheim	18	7	10	0	1	50	65	15
	Minnesota	14	7	7	0	0	39	43	14
	Nashville	13	8	4	0	1	40	34	17
	Vegas	2	0	2	0	0	3	6	0
	Defunct Clubs (b)	139	82	35	22	0	442	295	186
	TOTALS	3,217	1,237	1,549	360	71	9,228	10,648	2,905

(a) Includes records of Detroit Cougars and Detroit Falcons
(b) Teams are: Brooklyn and New York Americans, Cleveland Barons (Calif.), Montreal Maroons, Ottawa Senators (1926-1934), Philadelphia Quakers, Pittsburgh Pirates, and St. Louis Eagles.* For the 1999-00 season, the NHL awarded teams one point for a regulation tie (RT). Beginning in 2000-01, the NHL amended the rule, awarding teams one point for an overtime loss (OTL). During the 2005-06 season, the NHL instituted the shootout to follow a scoreless five-minute overtime to eliminate ties. The winning team in the shootout gains two points and a win in the standings, while the losing team receives one point, recorded as an "OT" in the standings.

SPECIAL TEAMS STATISTICS YEAR-BY-YEAR

YEAR	POWER PLAY				PENALTY KILLING			
	PPG	ADV	PCT	SHGA	PPGA	TSH	PCT	SHG
1967-68	46	217	21.2	7	42	223	81.2	1
1968-69	56	275	20.4	9	35	223	84.3	4
1969-70	52	295	17.6	7	40	269	85.1	7
1970-71	60	234	25.6	3	41	253	83.8	5
1971-72	60	257	23.3	10	44	282	84.4	14
1972-73	54	238	22.7	5	39	250	84.4	5
1973-74	66	222	29.7	2	45	239	81.2	9
1974-75	84	296	28.4	7	54	295	81.7	6
1975-76	67	323	20.7	11	68	277	75.5	3
1976-77	60	290	20.7	16	55	268	79.5	6
1977-78	78	271	28.8	6	48	243	80.2	10
1978-79	74	310	23.9	12	78	308	74.7	9
1979-80	78	304	25.7	7	54	304	82.2	8
1980-81	63	354	17.8	12	83	389	78.7	14
1981-82	68	306	22.2	12	75	316	76.3	7
1982-83	72	314	22.9	8	76	309	75.4	12
1983-84	74	295	25.1	11	76	347	78.1	12
1984-85	72	300	24.0	8	64	330	80.6	9
1985-86	73	363	20.1	4	81	364	77.7	9
1986-87	75	377	19.9	15	72	381	81.1	12
1987-88	111	491	22.6	11	82	423	80.6	6
1988-89	85	457	18.6	17	85	369	77.0	13
1989-90	103	442	23.3	8	77	362	78.7	7
1990-91	92	389	23.7	10	73	362	79.8	9
1991-92	81	387	20.9	12	60	395	84.8	14
1992-93	77	420	18.3	18	84	446	81.2	12
1993-94	96	417	23.0	5	67	435	84.6	20
1994-95	40	200	20.0	3	34	211	83.9	5
1995-96	85	429	19.8	11	89	495	82.0	6
1996-97	63	287	22.0	5	69	344	79.9	15
1997-98	62	351	17.7	13	55	377	85.4	0
1998-99	71	348	20.4	9	48	336	85.7	7
1999-00	55	325	16.9	9	49	292	83.2	5
2000-01	65	363	17.9	12	86	400	78.5	16
2001-02	48	326	14.7	5	80	398	79.9	8
2002-03	55	339	16.2	8	73	388	81.2	8
2003-04	46	322	14.3	8	80	388	79.4	6
2005-06	83	440	18.9	9	79	486	83.7	4
2006-07	75	406	18.5	6	65	400	83.8	11
2007-08	61	370	16.5	6	53	343	84.5	4
2008-09	48	346	13.9	14	40	329	87.8	9
2009-10	55	301	18.3	7	50	318	84.3	5
2010-11	49	290	16.9	5	42	257	83.7	11
2011-12	44	280	15.7	4	36	260	86.2	8
2012-13	24	153	15.7	4	28	148	81.1	5
2013-14	48	264	18.2	7	34	232	85.3	10
2014-15	39	232	16.8	6	37	235	84.3	9
2015-16	42	226	18.6	5	53	243	78.2	3
2016-17	47	233	20.2	5	45	223	79.8	9
2017-18	51	241	21.2	5	46	247	81.4	5
2018-19	44	227	19.4	4	58	266	78.2	7

ALL-TIME LONGEST TEAM STREAKS

OVERALL	HOME	ROAD
WINNING STREAK	WINNING STREAK	WINNING STREAK
10 12/19/39 – 1/13/40	14 12/19/39 – 2/25/40	7 1/12/35 – 2/12/35
10 1/19/73 – 2/10/73	9 2/10/71 – 3/14/71	7 10/28/78 – 11/29/78
9 10/25/15 – 11/15/15	9 11/10/71 – 12/15/71	6 10/30/93 – 11/24/93
8 2/16/74 – 3/6/74	9 10/19/15 – 11/23/15	6 1/19/06 – 3/2/06
8 12/27/74 – 1/11/75	8 12/13/31 – 1/14/32	6 10/26/13 – 11/23/13
8 12/8/14 – 12/27/14	8 12/31/69 – 2/15/70	6 1/4/14 – 2/7/14
7 1/18/42 – 2/5/42	8 2/20/80 – 3/16/80	6 3/8/15 – 3/26/15
7 12/11/70 – 12/23/70	8 10/8/90 – 10/31/90	5 1/19/73 – 2/10/73
7 2/20/72 – 3/5/72	8 10/26/17 – 11/26/17	5 11/26/96 – 12/21/96
7 10/22/78 – 11/5/78	7 1/5/69 – 2/8/69	5 1/15/00 – 1/25/00
7 10/16/88 – 10/30/88	7 11/29/70 – 12/23/70	5 11/10/07 – 11/21/07
7 12/13/91 – 12/26/91	7 2/9/72 – 3/5/72	5 2/23/17 – 3/7/17
7 10/30/93 – 11/13/93	7 2/6/74 – 3/10/74	
7 1/15/00 – 1/25/00	7 11/17/82 – 12/15/82	
7 2/1/06 – 3/2/06	7 12/21/83 – 1/18/84	
7 10/3/09 – 10/17/09	7 10/31/11 – 11/29/11	
7 10/31/11 – 11/15/11	7 10/23/18 – 11/21/18	
POINT STREAK	POINT STREAK	POINT STREAK
19 11/23/39 – 1/13/40	24 10/24/95 – 2/15/96	11 11/5/39 – 1/13/40
16 2/6/72 – 3/11/72	24 10/14/70 – 1/31/71	10 11/12/30 – 1/3/31
16 1/7/73 – 2/11/73	18 11/28/39 – 2/25/40	10 12/20/72 – 2/10/73
14 11/7/69 – 12/10/69	18 1/5/69 – 3/30/69	10 1/31/08 – 3/10/08
14 10/16/71 – 11/14/71	18 10/17/71 – 12/29/71	9 2/8/58 – 3/22/58
14 10/24/93 – 11/24/93	16 10/24/93 – 1/5/94	8 2/3/68 – 3/9/68
13 1/3/35 – 2/5/35	13 11/25/41 – 2/5/42	8 12/2/81 – 1/15/82
13 2/9/08 – 3/10/08	12 12/28/69 – 2/25/70	8 12/23/88 – 1/23/89
13 10/18/15 – 11/15/15	11 11/7/73 – 12/12/73	8 1/5/09 – 1/9/10
11 12/10/31 – 1/5/32	11 1/6/74 – 3/10/74	7 12/12/35 – 2/12/35
11 2/20/71 – 3/14/71	11 1/14/92 – 3/1/92	7 10/28/78 – 11/29/78
10 11/17/63 – 12/5/63	11 2/16/08 – 4/4/08	7 3/4/15 – 3/26/15
10 2/10/74 – 3/6/74	10 11/2/69 – 12/10/69	
10 11/7/90 – 11/26/90	10 10/11/72 – 11/15/72	
10 12/27/95 – 12/13/95	10 1/7/73 – 2/28/73	
10 2/8/15 – 2/26/15	10 1/31/15 – 3/15/15	
	10 10/18/15 – 11/23/15	
	10 12/22/15 – 2/14/16	
LOSING STREAK	LOSING STREAK	LOSING STREAK
11 10/30/43 – 11/27/43	7 10/20/76 – 11/14/76	10 10/30/43 – 12/23/43
10 1/3/62 – 1/28/62	7 3/24/93 – 4/14/93	10 2/8/61 – 3/15/61
8 3/12/04 – 3/25/04	6 2/26/46 – 3/16/46	9 11/27/54 – 1/8/55
8 10/28/87 – 11/14/87	5 3/7/04 – 3/31/04	9 1/19/65 – 2/13/65
8 3/7/91 – 3/23/91	5 11/6/43 – 11/21/43	8 1/23/44 – 3/4/44
7 12/13/43 – 1/15/44	5 12/31/43 – 1/13/44	8 2/9/49 – 3/16/49
7 1/11/50 – 1/25/50	5 2/20/55 – 3/6/55	8 11/15/53 – 12/26/53
7 3/11/50 – 3/22/50	5 1/6/57 – 2/2/57	
7 10/31/63 – 11/16/63	5 11/24/58 – 12/8/58	
7 4/5/93 – 4/16/93	5 3/21/98 – 4/7/98	
7 3/11/95 – 3/30/95	5 3/21/00 – 4/9/00	
7 12/16/06 – 12/29/06		
WINLESS STREAK	WINLESS STREAK	WINLESS STREAK
21 1/23/44 – 3/19/44	10 1/30/44 – 3/19/44	16 10/9/52 – 12/20/52
19 12/31/42 – 2/20/43	9 12/31/42 – 2/18/43	13 10/26/63 – 12/25/63
15 10/30/43 – 12/11/43	9 11/29/64 – 1/3/65	12 11/28/45 – 2/7/46
15 10/19/50 – 11/19/50	9 2/15/96 – 3/24/96	12 1/24/00 – 1/20/01
14 12/1/54 – 12/26/54	8 11/12/44 – 12/27/44	11 1/1/43 – 3/27/43
11 11/25/65 – 12/18/65	8 12/1/54 – 12/26/54	11 1/23/44 – 3/18/44
11 12/9/89 – 12/31/89	8 2/21/17 – 3/31/17	11 11/20/54 – 1/8/55
10 10/28/56 – 11/21/56	7 2/23/46 – 3/16/46	11 11/20/65 – 1/15/66
10 1/14/60 – 2/3/60	7 10/28/56 – 11/25/56	10 10/30/43 – 12/23/43
10 1/3/62 – 1/28/62	7 12/25/57 – 1/29/58	10 10/19/50 – 11/25/50
9 3/19/00 – 4/9/00	7 3/3/65 – 3/28/65	10 11/4/51 – 12/29/51
9 12/20/00 – 1/13/01	7 10/20/76 – 11/14/76	10 2/8/61 – 3/15/61
9 12/31/01 – 1/17/02	7 3/24/93 – 4/14/93	10 10/18/80 – 11/22/80
	7 3/13/00 – 4/9/00	

* For the 1999-00 season, the NHL awarded teams one point for a regulation tie (RT). Beginning in 2000-01, the NHL amended the rule, awarding teams one point for an overtime loss (OT). During the 2005-06 season, the NHL instituted the shootout to follow a scoreless five-minute overtime to eliminate ties. The winning team in the shootout gains two points and a win in the standings, while the losing team receives one point, recorded as an "OT" in the standings.

MOST RECENT TEAM STARTS...

WINNING STREAKS TO START A SEASON			
	OVERALL	HOME	ROAD
2+	10/7/2015 - 10/10/2015 (3-0-0)	10/13/2016 - 10/17/2016 (2-0-0)	10/7/2015 - 10/9/2015 (2-0-0)
3+	10/7/2015 - 10/10/2015 (3-0-0)	10/3/2009 - 10/14/2009 (4-0-0)	11/12/1931 - 11/29/1931 (4-0-0)
4+	10/4/2008 - 10/13/2008 (5-0-0)	10/3/2009 - 10/14/2009 (4-0-0)	11/12/1931 - 11/29/1931 (4-0-0)
5+	10/4/2008 - 10/13/2008 (5-0-0)	10/8/1990 - 10/31/1990 (8-0-0)	-
6+	-	10/8/1990 - 10/31/1990 (8-0-0)	-
7+	-	10/8/1990 - 10/31/1990 (8-0-0)	-
8+	-	10/8/1990 - 10/31/1990 (8-0-0)	-

POINT STREAKS TO START A SEASON			
	OVERALL	HOME	ROAD
2+	10/7/2015 - 10/10/2015 (3-0-0)	10/13/2016 - 10/17/2016 (2-0-0)	10/7/2015 - 10/9/2015 (2-0-0)
3+	10/7/2015 - 10/10/2015 (3-0-0)	10/5/2008 - 10/13/2008 (3-0-0)	10/8/1997 - 10/11/1997 (1-0-2)
4+	10/4/2008 - 10/13/2008 (5-0-0)	10/3/2009 - 10/14/2009 (4-0-0)	10/6/1988 - 10/29/1988 (3-0-1)
5+	10/4/2008 - 10/13/2008 (5-0-0)	10/6/2005 - 10/19/2005 (4-0-1)	10/9/1971 - 11/6/1971 (6-0-2)
6+	-	10/12/1992 - 10/26/1992 (5-0-1)	10/9/1971 - 11/6/1971 (6-0-2)
7+	-	10/8/1990 - 10/31/1990 (8-0-0)	10/9/1971 - 11/6/1971 (6-0-2)
8+	-	10/8/1990 - 10/31/1990 (8-0-0)	10/9/1971 - 11/6/1971 (6-0-2)
9+	-	10/11/1972 - 11/15/1972 (9-0-1)	11/5/1939 - 1/13/1940 (6-0-5)
10+	-	10/11/1972 - 11/15/1972 (9-0-1)	11/5/1939 - 1/13/1940 (6-0-5)
11+	-	10/14/1970 - 1/31/1971 (17-0-7)	11/5/1939 - 1/13/1940 (6-0-5)
12+	-	10/14/1970 - 1/31/1971 (17-0-7)	-
13+	-	10/14/1970 - 1/31/1971 (17-0-7)	-
14+	-	10/14/1970 - 1/31/1971 (17-0-7)	-
15+	-	10/14/1970 - 1/31/1971 (17-0-7)	-
16+	-	10/14/1970 - 1/31/1971 (17-0-7)	-
17+	-	10/14/1970 - 1/31/1971 (17-0-7)	-
18+	-	10/14/1970 - 1/31/1971 (17-0-7)	-
19+	-	10/14/1970 - 1/31/1971 (17-0-7)	-
20+	-	10/14/1970 - 1/31/1971 (17-0-7)	-
21+	-	10/14/1970 - 1/31/1971 (17-0-7)	-
22+	-	10/14/1970 - 1/31/1971 (17-0-7)	-
23+	-	10/14/1970 - 1/31/1971 (17-0-7)	-
24+	-	10/14/1970 - 1/31/1971 (17-0-7)	-

LOSING STREAKS TO START A SEASON			
	OVERALL	HOME	ROAD
2+	10/4/2018 - 10/7/2018 (0-3-0)	10/12/2014 - 10/14/2014 (0-2-0)	10/6/2018 - 10/7/2018 (0-2-0)
3+	10/4/2018 - 10/7/2018 (0-3-0)	10/9/1998 - 10/16/1998 (0-3-0)	10/7/2017 - 10/28/2017 (0-3-0)
4+	10/9/1998 - 10/16/1998 (0-4-0)	11/6/1943 - 11/21/1943 (0-5-0)	10/12/1985 - 11/2/1985 (0-4-0)
5+	10/30/1943 - 1/27/1943 (0-11-0)	11/6/1943 - 11/21/1943 (0-5-0)	10/30/1943 - 12/23/1943 (0-10-0)
6+	10/30/1943 - 1/27/1943 (0-11-0)	-	10/30/1943 - 12/23/1943 (0-10-0)
7+	10/30/1943 - 1/27/1943 (0-11-0)	-	10/30/1943 - 12/23/1943 (0-10-0)
8+	10/30/1943 - 1/27/1943 (0-11-0)	-	10/30/1943 - 12/23/1943 (0-10-0)
9+	10/30/1943 - 1/27/1943 (0-11-0)	-	10/30/1943 - 12/23/1943 (0-10-0)
10+	10/30/1943 - 1/27/1943 (0-11-0)	-	10/30/1943 - 12/23/1943 (0-10-0)
11+	10/30/1943 - 1/27/1943 (0-11-0)	-	-

WINLESS STREAKS TO START A SEASON			
	OVERALL	HOME	ROAD
2+	10/4/2018 - 10/7/2018 (0-3-0)	10/12/2014 - 10/14/2014 (0-2-0)	10/6/2018 - 10/28/2018 (0-4-1)
3+	10/4/2018 - 10/7/2018 (0-3-0)	10/9/1998 - 10/16/1998 (0-3-0)	10/6/2018 - 10/28/2018 (0-4-1)
4+	10/10/2003 - 10/18/2003 (0-2-2)	10/13/1964 - 10/25/1964 (0-3-1)	10/6/2018 - 10/28/2018 (0-4-1)
5+	10/9/1998 - 10/17/1998 (0-4-1)	10/25/1950 - 11/19/1950 (0-3-3)	10/6/2018 - 10/28/2018 (0-4-1)
6+	10/8/1958 - 10/19/1958 (0-2-4)	10/25/1950 - 11/19/1950 (0-3-3)	10/6/2007 - 11/6/2007 (0-5-1)
7+	10/30/1943 - 12/11/1943 (0-14-1)	-	10/8/1958 - 11/4/1958 (0-4-3)
8+	10/30/1943 - 12/11/1943 (0-14-1)	-	10/9/1952 - 12/20/1952 (0-12-4)
9+	10/30/1943 - 12/11/1943 (0-14-1)	-	10/9/1952 - 12/20/1952 (0-12-4)
10+	10/30/1943 - 12/11/1943 (0-14-1)	-	10/9/1952 - 12/20/1952 (0-12-4)
11+	10/30/1943 - 12/11/1943 (0-14-1)	-	10/9/1952 - 12/20/1952 (0-12-4)
12+	10/30/1943 - 12/11/1943 (0-14-1)	-	10/9/1952 - 12/20/1952 (0-12-4)
13+	10/30/1943 - 12/11/1943 (0-14-1)	-	10/9/1952 - 12/20/1952 (0-12-4)
14+	10/30/1943 - 12/11/1943 (0-14-1)	-	10/9/1952 - 12/20/1952 (0-12-4)
15+	10/30/1943 - 12/11/1943 (0-14-1)	-	10/9/1952 - 12/20/1952 (0-12-4)
16+	-	-	10/9/1952 - 12/20/1952 (0-12-4)

MOST RECENT TEAM STREAKS...

WINNING STREAKS		
OVERALL	HOME	ROAD
2+ 3/29/2019 - 3/31/2019 (2-0-0)	1/15/2019 - 1/17/2019 (2-0-0)	1/19/2019 - 1/31/2019 (2-0-0)
3+ 1/15/2019 - 1/16/2019 (3-0-0)	10/23/2018 - 11/21/2018 (7-0-0)	2/28/2018 - 3/3/2018 (3-0-0)
4+ 10/30/2018 - 11/6/2018 (4-0-0)	10/23/2018 - 11/21/2018 (7-0-0)	2/23/2017 - 3/7/2017 (5-0-0)
5+ 10/31/2017 - 11/11/2017 (6-0-0)	10/23/2018 - 11/21/2018 (7-0-0)	2/23/2017 - 3/7/2017 (5-0-0)
6+ 10/31/2017 - 11/11/2017 (6-0-0)	10/23/2018 - 11/21/2018 (7-0-0)	3/8/2015 - 3/26/2015 (6-0-0)
7+ 10/25/2015 - 11/5/2015 (9-0-0)	10/23/2018 - 11/21/2018 (7-0-0)	10/28/1978 - 11/29/1978 (7-0-0)
8+ 10/25/2015 - 11/5/2015 (9-0-0)	10/26/2017 - 11/26/2017 (8-0-0)	-
9+ 10/25/2015 - 11/5/2015 (9-0-0)	10/19/2015 - 11/23/2015 (9-0-0)	-
10+ 1/19/1973 - 2/10/1973 (10-0-0)	12/19/1939 - 2/25/1940 (14-0-0)	-
11+ -	12/19/1939 - 2/25/1940 (14-0-0)	-
12+ -	12/19/1939 - 2/25/1940 (14-0-0)	-
13+ -	12/19/1939 - 2/25/1940 (14-0-0)	-
14+ -	12/19/1939 - 2/25/1940 (14-0-0)	-

POINT STREAKS		
OVERALL	HOME	ROAD
2+ 4/5/2019 - 4/6/2019 (1-0-1)	3/3/2019 - 3/9/2019 (1-0-1)	3/7/2019 - 3/11/2019 (0-0-2)
3+ 3/7/2019 - 3/11/2019 (1-0-2)	11/26/2018 - 12/27/2018 (2-0-5)	10/30/2018 - 11/10/2018 (3-0-1)
4+ 12/23/2018 - 12/31/2018 (2-0-2)	11/26/2018 - 12/27/2018 (2-0-5)	10/30/2018 - 11/10/2018 (3-0-1)
5+ 10/30/2018 - 11/2/2018 (6-0-1)	11/26/2018 - 12/27/2018 (2-0-5)	12/16/2017 - 1/6/2018 (3-0-2)
6+ 10/30/2018 - 11/2/2018 (6-0-1)	11/26/2018 - 12/27/2018 (2-0-5)	3/4/2015 - 3/26/2015 (6-0-1)
7+ 10/30/2018 - 11/2/2018 (6-0-1)	11/26/2018 - 12/27/2018 (2-0-5)	13/4/2015 - 3/26/2015 (6-0-1)
8+ 10/18/2015 - 11/5/2015 (11-0-2)	10/26/2017 - 11/26/2017 (8-0-0)	12/5/2009 - 1/9/2010 (6-0-2)
9+ 10/18/2015 - 11/5/2015 (11-0-2)	12/22/2015 - 2/14/2016 (8-0-2)	1/31/2008 - 3/10/2008 (8-0-2)
10+ 10/18/2015 - 11/5/2015 (11-0-2)	12/22/2015 - 2/14/2016 (8-0-2)	1/31/2008 - 3/10/2008 (8-0-2)
11+ 10/18/2015 - 11/5/2015 (11-0-2)	2/16/2008 - 4/4/2008 (8-0-3)	11/5/1939 - 1/13/1940 (6-0-5)
12+ 10/18/2015 - 11/5/2015 (11-0-2)	10/24/1995 - 2/15/1996 (18-0-6)	-
13+ 10/18/2015 - 11/5/2015 (11-0-2)	10/24/1995 - 2/15/1996 (18-0-6)	-
14+ 10/24/1993 - 11/24/1993 (12-0-2)	10/24/1995 - 2/15/1996 (18-0-6)	-
15+ 1/7/1973 - 2/11/1973 (14-0-2)	10/24/1995 - 2/15/1996 (18-0-6)	-
16+ 1/7/1973 - 2/11/1973 (14-0-2)	10/24/1995 - 2/15/1996 (18-0-6)	-
17+ 11/23/1939 - 1/13/1940 (14-0-5)	10/24/1995 - 2/15/1996 (18-0-6)	-
18+ 11/23/1939 - 1/13/1940 (14-0-5)	10/24/1995 - 2/15/1996 (18-0-6)	-
19+ 11/23/1939 - 1/13/1940 (14-0-5)	10/24/1995 - 2/15/1996 (18-0-6)	-
20+ -	10/24/1995 - 2/15/1996 (18-0-6)	-
21+ -	10/24/1995 - 2/15/1996 (18-0-6)	-
22+ -	10/24/1995 - 2/15/1996 (18-0-6)	-
23+ -	10/24/1995 - 2/15/1996 (18-0-6)	-
24+ -	10/24/1995 - 2/15/1996 (18-0-6)	-

LOSING STREAKS		
OVERALL	HOME	ROAD
2+ 4/1/2019 - 4/3/2019 (0-2-0)	3/19/2019 - 3/25/2019 (0-2-0)	3/13/2019 - 3/16/2019 (0-3-0)
3+ 3/13/2019 - 3/19/2019 (0-4-0)	2/26/2017 - 3/13/2017 (0-4-0)	3/13/2019 - 3/16/2019 (0-3-0)
4+ 3/13/2019 - 3/19/2019 (0-4-0)	2/26/2017 - 3/13/2017 (0-4-0)	11/5/2018 - 12/1/2018 (0-4-0)
5+ 1/2/2019 - 1/10/2019 (0-5-0)	3/7/2004 - 3/31/2004 (0-5-0)	1/7/2018 - 1/23/2018 (0-5-0)
6+ 2/13/2018 - 2/23/2018 (0-6-0)	3/24/1993 - 4/14/1993 (0-7-0)	12/26/1992 - 1/16/1993 (0-6-0)
7+ 12/16/2006 - 12/29/2006 (0-7-0)	3/24/1993 - 4/14/1993 (0-7-0)	3/7/1991 - 3/30/1991 (0-7-0)
8+ 3/7/1991 - 3/23/1991 (0-8-0)	-	1/19/1966 - 2/13/1966 (0-9-0)
9+ 1/3/1962 - 1/28/1962 (0-10-0)	-	1/19/1966 - 2/13/1966 (0-9-0)
10+ 1/3/1962 - 1/28/1962 (0-10-0)	-	2/8/1961 - 3/15/1961 (0-10-0)
11+ 10/30/1943 - 11/27/1943 (0-11-0)	-	-

WINLESS STREAKS		
OVERALL	HOME	ROAD
2+ 4/1/2019 - 4/5/2019 (0-2-1)	4/3/2019 - 4/5/2019 (0-1-1)	2/24/2019 - 3/16/2019 (0-4-3)
3+ 4/1/2019 - 4/5/2019 (0-2-1)	2/27/2019 - 3/3/2019 (0-1-2)	2/24/2019 - 3/16/2019 (0-4-3)
4+ 3/11/2019 - 3/19/2019 (0-4-1)	12/23/2018 - 1/10/2019 (0-2-2)	2/24/2019 - 3/16/2019 (0-4-3)
5+ 3/11/2019 - 3/19/2019 (0-4-1)	2/21/2017 - 3/31/2017 (0-5-3)	2/24/2019 - 3/16/2019 (0-4-3)
6+ 2/24/2019 - 3/7/2019 (0-2-4)	2/21/2017 - 3/31/2017 (0-5-3)	2/24/2019 - 3/16/2019 (0-4-3)
7+ 2/13/2018 - 2/25/2018 (0-6-1)	2/21/2017 - 3/31/2017 (0-5-3)	2/24/2019 - 3/16/2019 (0-4-3)
8+ 3/12/2004 - 3/25/2004 (0-5-0-3)	2/21/2017 - 3/31/2017 (0-5-3)	11/27/2015 - 12/28/2015 (0-6-2)
9+ 12/31/2001 - 1/7/2002 (0-8-1-1)	2/15/1996 - 3/24/1996 (0-5-4)	1/18/2009 - 2/25/2009 (0-7-2)
10+ 12/31/2001 - 1/7/2002 (0-8-1-1)	1/30/1944 - 3/19/1944 (0-7-3)	11/24/2000 - 1/20/2001 (0-10-2-0)
11+ 12/9/1989 - 12/31/1989 (0-8-3)	-	11/24/2000 - 1/20/2001 (0-10-2-0)
12+ 12/1/1954 - 12/26/1954 (0-8-6)	-	11/24/2000 - 1/20/2001 (0-10-2-0)
13+ 12/1/1954 - 12/26/1954 (0-8-6)	-	10/26/1963 - 12/25/1963 (0-12-1)
14+ 12/1/1954 - 12/26/1954 (0-8-6)	-	10/9/1952 - 12/20/1952 (0-12-4)
15+ 10/9/1950 - 11/9/1950 (0-8-7)	-	10/9/1952 - 12/20/1952 (0-12-4)
16+ 1/23/1944 - 3/19/1944 (0-17-4)	-	10/9/1952 - 12/20/1952 (0-12-4)
17+ 1/23/1944 - 3/19/1944 (0-17-4)	-	-
18+ 1/23/1944 - 3/19/1944 (0-17-4)	-	-
19+ 1/23/1944 - 3/19/1944 (0-17-4)	-	-
20+ 1/23/1944 - 3/19/1944 (0-17-4)	-	-
21+ 1/23/1944 - 3/19/1944 (0-17-4)	-	-

CURRENT HOME AND ROAD TEAM STREAKS VS. NHL

TEAM	LAST RANGERS WIN AT HOME	STREAK	LAST RANGERS WIN AT OPPONENT	STREAK
Anaheim	Dec. 18, 2018 (3-1)	5-0-0	Nov. 1, 2018 (3-2, SO)	1-0-0
Arizona	Oct. 26, 2017 (5-2)	9-0-1	Jan. 6, 2018 (2-1, SO)	0-1-0
Boston	Feb. 6, 2019 (4-3, SO)	1-0-0	Jan. 19, 2019 (3-2)	0-1-0
Buffalo	Nov. 4, 2018 (3-1)	3-0-0	Feb. 15, 2019 (6-2)	1-0-0
Calgary	Feb. 9, 2018 (4-3)	0-1-0	Mar. 2, 2018 (3-1)	0-1-0
Carolina	Jan. 15, 2019 (6-2)	0-1-0	Feb. 19, 2019 (2-1)	1-0-0
Chicago	Jan. 17, 2019 (4-3)	1-0-0	Dec. 9, 2016 (1-0, OT)	0-2-0
Colorado	Oct. 16, 2018 (3-2, SO)	1-0-0	Dec. 31, 2016 (6-2)	0-2-0
Columbus	Nov. 6, 2017 (5-3)	0-1-2	Nov. 10, 2018 (5-4, SO)	0-1-0
Dallas	Nov. 19, 2018 (2-1)	1-0-1	Dec. 15, 2016 (2-0)	0-2-0
Detroit	Nov. 24, 2017 (2-1, OT)	0-1-1	Mar. 12, 2017 (4-1)	2-0-5
Edmonton	Nov. 11, 2017 (4-2)	0-1-0	Mar. 3, 2018 (3-2)	2-0-1
Florida	Nov. 17, 2018 (4-2)	2-0-0	Dec. 8, 2018 (5-4, SO)	3-0-1
Los Angeles	Dec. 15, 2017 (4-2)	2-0-2	Mar. 25, 2017 (3-0)	0-2-0
Minnesota	Feb. 4, 2016 (4-2)	0-3-0	Mar. 18, 2017 (3-2)	0-2-0
Montreal	Nov. 6, 2018 (5-3)	0-1-0	Mar. 26, 2016 (5-2)	0-4-0
Nashville	Oct. 21, 2017 (4-2)	0-1-0	Dec. 29, 2018 (4-3)	1-0-0
New Jersey	Mar. 9, 2019 (4-2)	3-0-0	Jan. 31, 2019 (4-3)	0-1-0
NY Islanders	Nov. 21, 2018 (5-0)	0-1-0	Jan. 12, 2019 (2-1)	1-0-0
Ottawa	Nov. 26, 2018 (4-2)	0-1-0	Nov. 14, 2015 (2-1, SO)	0-5-0
Philadelphia	Jan. 16, 2018 (5-1)	0-2-1	Mar. 31, 2019 (3-0)	1-0-0
Pittsburgh	Mar. 14, 2018 (4-3, OT)	0-2-0	Apr. 6, 2019 (4-3, OT)	1-0-0
St. Louis	Mar. 29, 2019 (4-2)	1-0-0	Dec. 31, 2018 (2-1)	1-0-1
San Jose	Oct. 11, 2018 (3-2, OT)	1-0-0	Oct. 30, 2018 (4-3, SO)	2-0-1
Tampa Bay	Oct. 30, 2016 (6-1)	0-3-1	Nov. 2, 2017 (2-1, OT)	0-2-0
Toronto	Feb. 10, 2019 (4-1)	1-0-0	Mar. 23, 2019 (2-1, OT)	1-0-0
Vancouver	Nov. 12, 2018 (2-1)	2-0-0	Feb. 28, 2018 (6-5, OT)	0-1-0
Vegas	Oct. 31, 2017 (6-4)	1-0-1	-	0-2-0
Washington	Dec. 27, 2017 (1-0, SO)	0-2-1	Oct. 22, 2016 (4-2)	0-2-3
Winnipeg	Nov. 6, 2016 (5-2)	0-1-1	Feb. 11, 2018 (3-1)	0-1-0

CURRENT HOME AND ROAD TEAM STREAKS VS. NHL

LAST OPPONENT WIN AT RANGERS	OPPONENT STREAK	LAST OPPONENT WIN AT HOME	OPPONENT STREAK
Nov. 4, 2013 (2-1)	0-4-1	Jan. 23, 2018 (6-3)	2-0-1
Dec. 14, 2018 (4-3, OT)	1-0-0	Jan. 6, 2019 (5-0)	1-0-1
Feb. 7, 2018 (6-1)	1-0-1	Mar. 27, 2019 (6-3)	1-0-0
Jan. 3, 2017 (4-1)	0-3-0	Oct. 6, 2018 (3-1)	0-1-0
Oct. 21, 2018 (4-1)	1-0-0	Mar. 15, 2019 (5-1)	1-0-0
Feb. 8, 2019 (3-0)	1-0-0	Oct. 7, 2018 (8-5)	0-1-0
Jan. 3, 2018 (5-2)	0-1-0	Oct. 25, 2018 (4-1)	2-0-1
Oct. 5, 2017 (4-2)	1-0-1	Jan. 4, 2019 (6-1)	2-0-0
Apr. 5, 2019 (3-2, SO)	3-0-0	Jan. 13, 2019 (7-5)	3-0-1
Dec. 11, 2017 (2-1, SO)	0-1-0	Mar. 5, 2019 (1-0)	2-0-0
Mar. 19, 2019 (3-2)	3-0-1	Mar. 7, 2019 (3-2, SO)	3-0-0
Oct. 13, 2018 (2-1)	1-0-0	Mar. 11, 2019 (3-2, OT)	1-0-0
Nov. 28, 2017 (5-4)	0-2-0	Mar. 10, 2018 (4-3, SO)	1-0-2
Feb. 4, 2019 (4-3, OT)	1-0-0	Oct. 28, 2018 (4-3)	2-0-0
Feb. 21, 2019 (4-1)	3-0-0	Mar. 16, 2019 (5-2)	2-0-0
Mar. 1, 2019 (4-2)	1-0-0	Dec. 1, 2018 (5-2)	4-0-0
Oct. 4, 2018 (3-2)	1-0-0	Feb. 3, 2018 (5-2)	0-1-0
Oct. 14, 2017 (3-2)	0-3-0	Apr. 1, 2019 (4-2)	1-0-0
Jan. 10, 2019 (4-3)	1-0-0	Nov. 15, 2018 (7-5)	0-1-0
Apr. 3, 2019 (4-1)	1-0-0	Nov. 29, 2018 (3-0)	5-0-1
Jan. 29, 2019 (1-0)	3-0-0	Nov. 23, 2018 (4-0)	0-1-0
Mar. 25, 2019 (5-2)	3-0-1	Feb. 17, 2019 (6-5)	2-0-1
Oct. 10, 2017 (3-1)	0-1-0	Mar. 17, 2018 (4-3, OT)	0-1-0
Oct. 23, 2017 (4-1)	1-0-1	Mar. 28, 2017 (5-4, OT)	0-1-1
Feb. 27, 2019 (4-3, OT)	4-0-0	Dec. 10, 2018 (6-3)	2-0-2
Feb. 1, 2018 (4-0)	0-1-0	Dec. 22, 2018 (5-3)	2-0-2
Nov. 8, 2016 (5-3)	0-1-1	Mar. 13, 2019 (4-1)	1-0-1
Dec. 16, 2018 (4-3, OT)	1-0-0	Jan. 8, 2019 (4-2)	2-0-0
Mar. 3, 2019 (3-2, SO)	4-0-1	Feb. 24, 2019 (6-5, OT)	5-0-0
Dec. 2, 2018 (4-3, SO)	2-0-0	Feb. 12, 2019 (4-3)	1-0-0

LONGEST TEAM STREAKS YEAR-BY-YEAR

YEAR	WINNING STREAK	POINT STREAK	LOSING STREAK	WINLESS STREAK
1926-27	5 3/15 - 3/25	7 3/5 - 3/25	3 12/23 - 12/28	3 (2x) last - 3/1 - 3/13
1927-28	4 1/22 - 1/31	4 (2x) last - 2/23 - 2/28	2 (3x) last - 3/6 - 3/8	5 2/4 - 2/19
1928-29	4 12/11 - 12/20	6 (2x) last - 12/30 - 1/13	2 (3x) last - 3/5 - 3/10	4 (2x) last - 2/5 - 2/14
1929-30	4 1/14 - 1/23	4 (2x) last - 2/27 - 3/4	3 1/7 - 1/12	8 2/18 - 3/11
1930-31	3 12/23 - 12/28	5 12/20 - 12/30	4 1/18 - 1/29	8 1/11 - 1/31
1931-32	4 12/22 - 1/1	11 12/10 - 1/5	2 (5x) last - 3/15 - 3/17	5 2/9 - 2/21
1932-33	3 12/6 - 12/11	6 12/6 - 12/17	3 3/16 - 3/21	4 3/14 - 3/21
1933-34	3 (2x) last - 1/23 - 1/28	6 12/14 - 12/28	2 (4x) last - 3/15 - 3/17	3 (2x) last - 3/6 - 3/11
1934-35	5 1/27 - 2/5	13 1/3 - 2/5	4 (2x) last - 2/26 - 3/7	5 2/24 - 3/7
1935-36	4 3/12 - 3/22	9 1/28 - 2/25	4 1/18 - 1/26	6 2/25 - 3/10
1936-37	3 12/20 - 12/29	5 1/24 - 2/4	3 (3x) last - 3/11 - 3/16	5 (2x) last - 1/28 - 2/7
1937-38	5 (2x) last - 2/1 - 2/13	7 12/5 - 12/23	3 (2x) last - 2/17 - 2/22	4 11/21 - 12/2
1938-39	4 11/13 - 11/20	4 (3x) last - 1/31 - 2/5	3 2/26 - 3/5	5 2/25 - 3/7
1939-40	10 12/19 - 1/13	19 11/23 - 1/13	2 (2x) last - 2/18 - 2/22	4 11/5 - 11/16
1940-41	5 2/18 - 3/1	5 2/18 - 3/1	4 2/11 - 2/16	4 2/11 - 2/16
1941-42	7 1/18 - 2/5	7 (2x) last - 1/18 - 2/5	4 (2x) last - 2/10 - 2/17	4 (2x) last - 2/10 - 2/17
1942-43	3 12/25 - 12/29	3 12/25 - 12/29	5 1/10 - 1/21	19 12/31 - 2/20
1943-44	2 (3x) last - 1/16 - 1/22	2 (3x) last - 1/16 - 1/22	11 10/30 - 11/27	21 1/23 - 3/19
1944-45	2 (2x) last - 2/18 - 2/22	5 12/31 - 1/11	6 3/1 - 3/11	8 2/24 - 3/11
1945-46	2 3/13 - 3/17	4 12/30 - 1/6	5 1/16 - 1/26	6 (2x) last - 12/13 - 12/26
1946-47	3 (2x) last - 1/19 - 1/25	4 12/1 - 12/11	6 3/9 - 3/22	8 11/3 - 11/21
1947-48	4 11/16 - 11/30	7 12/6 - 12/17	5 11/6 - 11/15	7 (2x) last - 3/3 - 3/16
1948-49	3 12/19 - 12/25	6 12/12 - 12/25	5 (2x) last - 3/2 - 3/12	8 3/2 - 3/16
1949-50	4 (2x) last - 2/18 - 2/23	8 2/5 - 2/23	7 (2x) last - 3/11 - 3/22	9 1/8 - 1/28
1950-51	3 (2x) last - 2/11 - 2/15	6 12/10 - 12/24	5 3/14 - 3/21	15 10/19 - 11/19
1951-52	3 1/1 - 1/6	4 (3x) last - 2/17 - 2/24	3 (3x) last - 3/1 - 3/4	5 (4x) last - 2/27 - 3/4
1952-53	2 (3x) last - 3/7 - 3/8	4 2/1 - 2/11	4 10/9 - 10/18	8 11/27 - 12/14
1953-54	4 1/1 - 1/10	4 (2x) last - 2/14 - 2/21	3 (2x) last - 12/26 - 12/29	7 12/2 - 12/13
1954-55	2 (3x) last - 3/12 - 3/13	4 2/9 - 2/16	4 (2x) last - 2/27 - 3/6	14 12/1 - 12/26
1955-56	4 11/30 - 12/7	8 11/20 - 12/7	4 (2x) last - 2/18 - 2/23	4 (4x) last - 2/18 - 2/23
1956-57	3 2/16 - 2/20	7 2/24 - 3/10	6 10/31 - 11/14	10 10/28 - 11/21
1957-58	3 (4x) last - 2/23 - 3/1	9 2/14 - 3/8	5 12/25 - 1/5	8 12/25 - 1/12
1958-59	5 11/8 - 11/19	6 11/8 - 11/22	6 2/7 - 2/18	7 2/7 - 2/21
1959-60	3 12/5 - 12/13	5 3/5 - 3/13	5 1/14 - 1/23	10 1/14 - 2/3
1960-61	2 (5x) last 2/19 - 2/22	5 1/8 - 1/18	5 (2x) last - 12/28 - 1/7	8 10/27 - 11/13
1961-62	3 12/20 - 12/25	7 11/8 - 11/23	10 1/3 - 1/28	10 1/3 - 1/28
1962-63	3 11/18 - 11/22	5 12/27 - 1/5	3 (7x) last - 3/10 - 3/17	6 12/2 - 12/13
1963-64	4 1/1 - 1/9	5 1/25 - 2/2	7 10/31 - 11/16	9 11/28 - 12/14
1964-65	2 (5x) last - 2/27 - 2/28	3 (4x) last - 1/16 - 1/23	4 (4x) last - 2/13 - 2/20	7 (2x) last - 3/6 - 3/21
1965-66	2 (2x) last - 3/2 - 3/3	6 10/30 - 11/11	6 3/16 - 3/31	11 11/25 - 12/18
1966-67	5 12/7 - 12/17	5 (3x) last - 12/7 - 12/17	2 (9x) last - 4/1 - 4/2	9 2/26 - 3/18
1967-68	6 2/24 - 3/6	8 (2x) last - 2/3 - 2/18	3 3/10 - 3/14	4 3/9 - 3/14
1968-69	5 1/23 - 1/30	8 3/2 - 3/19	3 (2x) last - 2/12 - 2/15	8 12/5 - 12/21
1969-70	5 (2x) last - 1/30 - 2/11	14 11/17 - 12/10	3 (2x) last - 3/11 - 3/15	9 2/26 - 3/15
1970-71	7 12/11 - 12/23	11 2/20 - 3/14	3 3/18 - 3/21	4 (2x) last - 1/27 - 2/3
1971-72	7 2/20 - 3/5	16 2/6 - 3/11	2 (2x) last - 4/1 - 4/2	6 3/25 - 4/2

LONGEST TEAM STREAKS YEAR-BY-YEAR

YEAR	WINNING STREAK	POINT STREAK	LOSING STREAK	WINLESS STREAK
1972-73	10 1/19 - 2/10	16 1/7 - 2/11	4 3/24 - 3/31	5 3/24 - 4/1
1973-74	8 2/16 - 3/6	10 (2x) last - 2/10 - 3/6	4 10/20 - 10/28	4 10/20 - 10/28
1974-75	8 12/27 - 1/11	8 12/27 - 1/11	3 10/31 - 11/5	4 (2x) last - 2/16 - 2/22
1975-76	3 (2x) last - 3/27 - 3/31	7 11/30 - 12/13	4 (2x) last - 3/20 - 3/25	9 2/20 - 3/11
1976-77	3 3/19 - 3/23	9 11/22 - 12/8	4 2/26 - 3/5	5 1/5 - 1/13
1977-78	5 3/22 - 3/29	6 3/19 - 3/29	6 1/20 - 2/1	7 (2x) last - 1/20 - 2/4
1978-79	7 10/22 - 11/5	7 10/22 - 11/5	2 (7x) last - 4/6 - 4/8	4 (2x) last - 3/25 - 4/1
1979-80	5 2/24 - 3/5	7 12/1 - 12/12	3 (3x) last - 3/19 - 3/23	5 (3x) last - 3/19 - 3/28
1980-81	5 12/3 - 12/12	5 12/3 - 12/12	4 10/12 - 10/19	9 10/28 - 11/4
1981-82	5 3/17 - 3/26	9 3/8 - 3/26	3 (2x) last - 10/25 - 10/31	5 11/21 - 11/29
1982-83	5 11/17 - 11/27	7 12/30 - 1/12	4 (2x) last - 3/3 - 3/11	8 1/12 - 1/27
1983-84	5 10/5 - 10/13	6 2/4 - 2/15	4 2/29 - 3/7	5 (3x) last - 2/28 - 3/7
1984-85	4 10/20 - 10/27	4 (2x) last - 12/30 - 1/6	5 1/31 - 2/7	7 1/31 - 2/10
1985-86	6 2/8 - 2/24	6 2/8 - 2/24	4 10/12 - 10/19	4 (3x) last - 1/23 - 1/31
1986-87	4 1/31 - 2/7	6 10/15 - 10/26	4 3/15 - 3/21	5 10/25 - 11/5
1987-88	4 (2x) last - 2/25 - 3/2	7 12/26 - 1/6	8 10/28 - 11/14	9 10/26 - 11/4
1988-89	7 10/16 - 10/30	7 (2x) last - 12/23 - 1/7	5 (2x) last - 3/26 - 4/2	5 (2x) last - 3/26 - 4/2
1989-90	4 2/23 - 3/2	8 10/15 - 10/28	4 12/10 - 12/17	11 12/9 - 12/31
1990-91	6 10/20 - 10/31	10 11/7 - 11/26	8 3/7 - 3/23	8 3/7 - 3/23
1991-92	7 12/13 - 12/26	8 (2x) last - 3/11 - 3/24	3 (2x) last - 3/4 - 3/9	3 (2x) last - 3/4 - 3/9
1992-93	4 12/6 - 12/13	5 10/18 - 10/26	7 4/5 - 4/16	7 4/5 - 4/16
1993-94	7 10/30 - 11/13	14 10/24 - 11/24	3 (2x) last - 1/5 - 1/10	3 (3x) last - 3/10 - 3/14
1994-95	3 4/12 - 4/16	4 2/26 - 3/3	7 3/11 - 3/30	7 3/11 - 3/30
1995-96	4 (2x) last - 11/29 - 12/4	10 11/27 - 12/13	5 4/7 - 4/14	5 (2x) last - 4/7 - 4/14
1996-97	5 12/13 - 12/22	7 11/26 - 12/9	3 (5x) last - 2/21 - 3/1	8 2/9 - 3/1
1997-98	3 11/14 - 11/18	5 10/3 - 10/11	4 3/21 - 3/26	8 (2x) last - 3/21 - 4/4
1998-99	5 11/29 - 12/7	6 (2x) last - 11/27 - 12/27	4 (2x) last - 1/15 - 1/21	5 10/9 - 10/17
1999-00	7 1/15 - 1/25	7 1/15 - 1/25	5 3/19 - 3/27	9 3/19 - 4/9
2000-01	4 3/28 - 4/1	5 (2x) last - 2/9 - 2/19	6 12/20 - 1/4	9 12/20 - 1/13
2001-02	6 11/3 - 11/14	6 11/3 - 11/14	6 12/31 - 1/2	9 12/31 - 1/17
2002-03	3 (2x) last - 3/17 - 3/22	5 2/25 - 3/7	5 (2x) last - 1/25 - 2/5	7 1/25 - 2/8
2003-04	2 (4x) last - 12/29 - 12/30	4 11/23 - 11/28	8 3/12 - 3/25	8 3/12 - 3/25
2005-06	7 2/1 - 3/2	9 1/28 - 3/2	5 4/9 - 4/18	6 3/4 - 3/14
2006-07	5 (2x) last - 3/17 - 3/25	7 2/27 - 3/11	7 12/16 - 12/29	7 12/16 - 12/29
2007-08	5 11/8 - 11/17	13 2/9 - 3/10	3 12/3 - 12/7	5 1/2 - 1/10
2008-09	5 10/4 - 10/13	5 10/4 - 10/13	2 (7x) last - 4/2 - 4/4	5 1/28 - 2/9
2009-10	7 10/3 - 10/17	7 (2x) last - 12/31 - 1/12	5 1/21 - 1/30	5 (3x) last - 1/21 - 1/30
2010-11	5 3/12 - 3/22	7 3/12 - 3/26	4 2/3 - 2/11	6 1/25 - 2/11
2011-12	7 10/31 - 11/15	8 10/29 - 11/15	3 3/6 - 3/9	3 3/6 - 3/9
2012-13	4 2/28 - 3/7	5 2/7 - 2/17	3 3/2 - 3/16	4 2/19 - 2/26
2013-14	5 3/18 - 3/26	5 (2x) last - 3/18 - 3/26	3 (2x) last - 12/8 - 12/12	4 12/7 - 12/12
2014-15	8 12/8 - 12/27	10 2/8 - 2/26	3 10/11 - 10/14	3 (2x) last - 11/13 - 11/17
2015-16	9 10/25 - 11/15	13 10/18 - 11/15	3 (2x) last - 12/17 - 12/20	3 (5x) last - 3/27 - 4/2
2016-17	6 2/2 - 2/13	6 2/2 - 2/13	3 1/13 - 1/17	3 (2x) last - 3/26 - 3/31
2017-18	6 10/31 - 11/11	6 10/31 - 11/11	6 2/13 - 2/23	7 2/13 - 2/25
2018-19	4 10/30 - 11/6	7 10/30 - 11/12	5 1/2 - 1/10	6 2/24 - 3/7

LONGEST HOME TEAM STREAKS YEAR-BY-YEAR

YEAR	WINNING STREAK	POINT STREAK	LOSING STREAK	WINLESS STREAK
1926-27	3 (2x) last - 3/20 - 3/25	6 1/6 - 1/23	2 2/22 - 2/24	3 2/22 - 3/13
1927-28	3 1/22 - 1/31	4 1/22 - 2/7	2 (2x) last - 2/12 - 2/19	4 11/22 - 12/15
1928-29	5 11/25 - 12/20	5 (2x) last - 12/30 - 1/22	2 1/27 - 1/28	2 (3x) last - 3/10 - 3/14
1929-30	4 (2x) last - 1/14 - 1/28	7 1/14 - 2/13	2 2/18 - 2/23	4 2/18 - 3/11
1930-31	3 2/22 - 3/10	4 2/22 - 3/15	3 1/20 - 1/29	5 1/11 - 1/29
1931-32	8 12/13 - 1/14	8 12/13 - 1/14	2 1/28 - 2/2	3 2/16 - 2/25
1932-33	3 (2x) last - 12/25 - 1/3	6 12/25 - 1/19	3 1/22 - 1/31	4 2/9 - 3/5
1933-34	6 1/2 - 1/28	8 1/2 - 2/6	3 3/6 - 3/15	4 12/7 - 12/21
1934-35	2 (3x) last - 2/14 - 2/19	10 12/25 - 2/3	3 (2x) last - 2/28 - 3/17	4 2/24 - 3/17
1935-36	2 (4x) last - 3/12 - 3/17	8 11/19 - 12/31	3 1/2 - 1/12	4 2/16 - 3/8
1936-37	2 (3x) last - 2/18 - 2/23	9 11/19 - 1/5	3 3/7 - 3/16	4 1/28 - 2/14
1937-38	5 1/18 - 2/13	9 12/31 - 2/13	2 2/17 - 2/22	2 (3x) last - 2/17 - 2/22
1938-39	5 12/31 - 1/22	5 12/31 - 1/22	2 (2x) last - 2/26 - 3/2	4 2/26 - 3/12
1939-40	14 12/19 - 2/25	18 11/28 - 2/25	3 11/12 - 11/19	3 11/12 - 11/19
1940-41	5 2/23 - 3/16	5 (2x) last - 2/23 - 3/16	2 (3x) last - 2/13 - 2/16	2 (4x) last - 2/13 - 2/16
1941-42	6 (2x) last - 1/6 - 2/5	13 11/25 - 2/5	4 11/15 - 11/23	4 11/15 - 11/23
1942-43	2 (2x) last - 2/21 - 2/25	2 (5x) last - 3/7 - 3/14	4 1/10 - 1/31	9 12/31 - 2/18
1943-44	3 12/12 - 12/26	4 11/28 - 12/26	5 (2x) last - 12/31 - 1/13	10 1/30 - 3/19
1944-45	3 2/15 - 2/22	4 (2x) last - 2/15 - 2/25	3 (2x) last - 3/1 - 3/11	8 11/12 - 12/27
1945-46	2 1/6 - 1/13	4 (2x) last - 1/27 - 2/14	4 12/13 - 12/26	6 2/3 - 3/3
1946-47	6 1/12 - 2/19	7 1/12 - 2/23	6 2/26 - 3/16	7 2/23 - 3/16
1947-48	2 (3x) last - 2/29 - 3/2	4 12/7 - 12/17	3 3/14 - 3/21	5 1/18 - 2/18
1948-49	3 12/12 - 12/19	4 (2x) last - 12/31 - 1/9	2 (2x) last - 2/10 - 2/13	5 11/13 - 12/7
1949-50	5 (2x) last - 12/21 - 1/4	6 (3x) last - 1/29 - 2/26	4 3/12 - 3/21	5 10/29 - 11/13
1950-51	5 12/24 - 1/7	8 12/13 - 1/7	3 (2x) last - 3/14 - 3/21	6 10/25 - 11/19
1951-52	3 12/19 - 12/26	6 12/19 - 1/6	3 (2x) last - 2/27 - 3/9	5 1/9 - 2/10
1952-53	2 (2x) last - 2/25 - 3/1	3 11/19 - 11/26	2 (2x) last - 3/18 - 3/22	4 (3x) last - 3/11 - 3/22
1953-54	3 (2x) last - 1/3 - 1/10	5 11/25 - 12/9	2 (2x) last - 12/27 - 12/29	4 12/2 - 12/13
1954-55	3 10/20 - 10/27	7 12/12 - 1/2	5 2/20 - 3/6	8 12/1 - 12/26
1955-56	4 2/26-3/11	9 11/9-12/7	2 2/19-2/22	2 (5x) last-3/15-3/18
1956-57	5 2/6-2/24	8 (2x) last-2/6-3/10	5 1/6-2/2	7 10/28-11/25
1957-58	4 (2x) last-2/16-2/26	5 2/16-3/2	5 11/24-12/8	7 12/25-1/29
1958-59	3 (2x) last-12/21-12/31	4 (2x) last-2/22-3/8	4 3/11-3/22	4 (2x) last-3/11-3/22
1959-60	3 12/6-12/20	5 11/25-12/20	3 (2x) last-12/23-12/29	6 1/6-2/6
1960-61	2 (4x) last-3/1-3/5	5 2/1-2/22	3 (2x) last-12/28-1/4	5 11/27-12/21
1961-62	3 2/10-2/21	9 10/25-12/3	5 12/27-1/28	5 12/27-1/28
1962-63	2 (2x) last-3/20-3/24	4 2/6-2/20	3 (2x) last-1/27-2/3	5 (2x) last-1/6-2/3
1963-64	4 1/4-1/26	6 1/4-2/2	3 3/11-3/22	4 3/8-3/22
1964-65	3 10/28-11/11	3 10/28-11/11	4 12/16-12/29	9 11/29-1/3
1965-66	2 (3x) last-3/9-3/13	6 2/23-3/13	3 3/16-3/27	6 11/27-12/12
1966-67	4 12/7-12/21	5 10/23-11/16	3 2/26-3/8	5 2/26-3/15
1967-68	4 2/25-3/6	7 12/27-1/28	2 3/10-3/13	3 12/23-12/30
1968-69	7 1/5-2/8	18 1/5-3/30	2 12/15-12/18	4 12/8-12/18
1969-70	8 12/31-2/15	12 12/28-2/25	3 3/15-3/25	6 3/1-3/25
1970-71	9 2/10-3/14	24 10/14-1/31	1 (2x) last-3/21	3 1/27-2/3
1971-72	9 11/10-12/15	18 10-17-12/29	1 (6x) last-4-2	3 (2x) last-3/26-4/4

LONGEST HOME TEAM STREAKS YEAR-BY-YEAR

YEAR	WINNING STREAK	POINT STREAK	LOSING STREAK	WINLESS STREAK
1972-73	6 (2x) last-10/25-11/15	10 (2x) last-1/7-2/28	2 3/25-3/28	3 3/25-4/1
1973-74	7 2/6-3/10	11 (2x) last-1/6-3/10	2 (2x) last-3/14-3/20	2 (3x) last-3/27-3/31
1974-75	6 12/27-1/26	7 12/27-2/2	3 3/2-3/9	3 (2x) last-3/2-3/9
1975-76	3 3/28-4/4	4 2/29-3/17	3 2/4-2/13	5 (2x) last-2/22-3/7
1976-77	3 11/17-12/1	8 11/17-12/22	7 10/20-11/14	7 10/20-11/14
1977-78	2 (4x) last-3/27-3/29	3 (5x) last-3/8-3/15	4 1/9-2/1	6 12/28-2/1
1978-79	3 10/22-10/29	7 1/17-3/3	3 3/14-3/25	4 3/14-3/27
1979-80	8 2/20-3/16	8 2/20-3/16	2 11/21-11/25	5 11/21-12/5
1980-81	3 (2x) 2/18-2/25	6 2/18-3/8	3 (2x) last-12/22-12/31	4 3/1-3/11
1981-82	4 (2x) last-1/7-1/20	7 1/7-2/18	3 10/21-10/28	5 11/22-12/9
1982-83	7 11/17-12/15	7 11/17-12/15	4 1/16-1/30	5 1/12-1/30
1983-84	7 12/21-1/18	7 12/21-1/18	3 10/26-10/30	3 (2x) last-11/23-11/30
1984-85	4 1/24-2/17	5 1/16-2/17	3 2/21-2/28	6 11/25-12/7
1985-86	5 2/12-2/27	5 2/12-2/27	3 (2x) last-3/2-3/12	3 (4x) last-3/2-3/12
1986-87	2 (5x) last-2/15-2/17	3 (3x) last-12/23-1/5	2 (5x) last-4/1-4/5	3 (2x) last-1/5-1/9
1987-88	5 2/25-3/15	6 11/15-12/16	3 10/28-11/10	4 10/26-11/10
1988-89	6 10/16-11/9	7 10/16-11/11	2 (6x) last-3/26-4/2	3 11/11-11/21
1989-90	5 2/19-3/5	7 10/11-10/27	3 12/10-12/17	6 12/10-12/31
1990-91	8 10/8-10/31	8 10/8-10/31	2 (4x) last-3/13-3/17	3 (2x) last-1/15-2/3
1991-92	5 12/2-12/23	11 1/14-3/1	2 3/4-3/9	2 (2x) last-3/4-3/9
1992-93	4 10/12-10/21	7 12/27-2/3	7 3/24-4/14	7 3/24-4/14
1993-94	4 (3x) last-4/1-4/12	16 10/24-1/5	2 1/5-1/10	2 (3x) last-3/4-3/7
1994-95	5 4/12-4/26	5 4/12-4/26	4 3/15-4/7	4 3/15-4/7
1995-96	6 10/24-11/21	24 10/24-2/15	3 (2x) last-4/8-4/12	9 2/15-3/24
1996-97	6 12/16-1/4	7 12/16-1/6	3 11/4-11/13	4 (2x) last-11/13-2/2
1997-98	3 (2x) last-3/11-3/18	4 3/9-3/18	5 3/21-4/7	6 1/22-3/9
1998-99	3 (2x) last-2/19-2/28	5 2/19-3/8	4 1/15-2/1	5 3/10-3/21
1999-00	4 12/3-12/15	4 12/3-12/15	5 3/21-4/9	7 3/13-4/9
2000-01	3 (3x) last-1/14-1/18	3 (3x) last-1/14-1/18	4 10/16-10/27	5 12/20-1/8
2001-02	5 11/6-11/20	5 11/6-11/20	5 3/13-3/27	5 3/13-3/27
2002-03	3 (3x) last-2/14-3/1	5 2/14-3/7	4 1/19-2/5	5 12/19-1/6
2003-04	2 (3x) last-12/18-12/22	4 10/16-10/25	5 3/7-3/31	5 3/7-3/31
2005-06	5 11/19-12/5	7 12/22-1/22	3 13-12/20	3 12/13-12/20
2006-07	5 3/17-4/5	6 11/5-11/28	3 (3x) last - 1/20-2/5	3 (3x) last - 1/20-2/5
2007-08	5 10/29-11/8	11 2/16-4/4	2 (4x) last - 2/5-2/7	2 (4x) last - 2/5-2/7
2008-09	4 (2x) last - 3/24-4/9	4 (4x) last - 3/24-4/9	1 (11x) last - 3/22	2 (2x) last - 2/22-2/26
2009-10	4 10/3-10/14	4 (2x) last - 2/14-3/14	3 (3x) last - 1/25-2/4	5 11/30-12/16
2010-11	4 3/6-3/22	6 3/6-4/4	4 2/20-3/3	4 2/20-3/3
2011-12	7 10/31-11/29	8 10/29-11/29	2 (2x) last - 4/1-4/7	2 (4x) last - 4/1-4/7
2012-13	6 4/1-4/27	7 3/24-4/27	2 2/19-2/26	2 (2x) last - 3/21-3/24
2013-14	2 (8x) last - 4/8-4/10	5 12/22-1/12	3 (2x) last - 12/8-12/12	5 12/2-12/12
2014-15	5 (2x) last - 2/22-3/15	10 1/31-3/15	2 (2x) last - 3/24-3/29	2 (5x) last - 3/24-3/29
2015-16	9 10/19-11/23	10 (2x) last - 12/22-2/14	2 (2x) last - 3/6-3/13	2 (4x) last - 3/27-4/2
2016-17	6 10/23-11/6	6 (2x) last - 2/5-2/21	4 2/26-3/13	8 2/21-3/31
2017-18	8 10/26-11/26	8 10/26-11/26	2 (5x) last - 3/26-3/30	4 (2x) last - 2/18-3/6
2018-19	7 10/23 - 11/21	7 (2x) last - 11/26 - 12/27	2 (3x) last - 3/19 - 3/25	4 12/23 - 1/10

LONGEST ROAD TEAM STREAKS YEAR-BY-YEAR

YEAR	WINNING STREAK	POINT STREAK	LOSING STREAK	WINLESS STREAK
1926-27	4 1/27 - 2/12	6 1/27 - 2/27	3 12/15 - 12/26	3 12/15 - 12/26
1927-28	3 11/15 - 11/29	4 11/15 - 12/1	3 12/27 - 1/14	4 2/26 - 3/10
1928-29	2 (2x) last - 1/24 - 2/3	6 12/6 - 1/10	3 2/7 - 2/23	4 (2x) last - 2/7 - 2/28
1929-30	2 11/23 - 11/28	3 3/1 - 3/4	3 (2x) last - 1/2 - 1/12	8 1/26 - 3/8
1930-31	2 2/5 - 2/10	5 (2x) last - 1/31 - 2/15	2 12/4 - 12/6	3 (3x) last - 1/13 - 1/31
1931-32	4 11/12 - 11/29	10 11/12 - 1/3	4 3/6 - 3/22	4 3/6 - 3/22
1932-33	2 (4x) last - 2/26 - 3/12	3 (2x) last - 1/24 - 2/2	2 (3x) last - 3/16 - 3/21	4 12/13 - 1/10
1933-34	4 12/2 - 12/24	4 12/2 - 12/24	4 11/11 - 11/25	4 11/11 - 11/25
1934-35	7 1/12 - 2/12	7 1/12 - 2/12	4 11/10 - 12/4	4 11/10 - 12/4
1935-36	2 3/15 - 3/22	3 (2x) last - 3/10 - 3/22	3 1/18 - 1/26	4 (2x) last - 2/25 - 3/10
1936-37	2 (2x) last - 12/6 - 12/12	2 (3x) last - 1/26 - 2/4	4 2/11 - 3/4	4 2/11 - 3/4
1937-38	4 12/11 - 12/23	4 12/11 - 12/23	2 11/27 - 12/2	3 3/6 - 3/20
1938-39	3 (2x) last - 2/2 - 2/12	3 (3x) last - 2/2 - 2/12	1 (8x) last - 3/18	4 1/5 - 1/19
1939-40	3 1/2 - 1/13	11 11/5 - 1/13	3 2/11 - 2/22	6 2/1 - 2/22
1940-41	3 2/18 - 3/1	3 (2x) last - 2/18 - 3/1	4 12/10 - 12/28	6 12/10 - 1/4
1941-42	3 (3x) last - 1/20 - 2/3	3 (3x) last - 1/20 - 2/3	3 12/13 - 12/23	3 (2x) last - 3/3 - 3/7
1942-43	2 12/25 - 12/29	3 12/19 - 12/29	6 1/24 - 2/27	11 1/1 - 2/27
1943-44	1 (2x) last - 1/22	1 (3x) last - 3/12	10 10/30 - 12/23	11 1/23 - 3/18
1944-45	1 (4x) last - 1/24	1 (7x) last - 2/24	3 (4x) last - 3/7 - 3/10	9 1/27 - 3/10
1945-46	1 (5x) last - 3/13	3 2/16 - 2/27	7 1/12 - 2/7	12 11/28 - 2/7
1946-47	2 (4x) last - 1/22 - 1/25	2 (4x) last - 1/22 - 1/25	5 10/26 - 11/21	5 10/26 - 11/21
1947-48	3 11/19 - 11/30	6 11/19 - 12/13	5 10/19 - 11/9	8 2/4 - 3/13
1948-49	2 12/23 - 12/25	3 12/18 - 12/25	8 2/9 - 3/16	8 2/9 - 3/16
1949-50	3 2/9 - 2/23	4 2/5 - 2/23	4 1/14 - 1/25	8 1/14 - 2/5
1950-51	1 (6x) last - 3/1	3 2/4 - 2/15	3 3/10 - 3/17	10 10/19 - 11/25
1951-52	2 2/7 - 2/9	4 1/17 - 1/26	6 12/1 - 12/29	10 11/4 - 12/29
1952-53	1 (6x) last - 3/7	3 12/20 - 1/8	6 10/30 - 11/27	16 10/9 - 12/20
1953-54	2 (4x) last - 3/13 - 3/20	3 1/28 - 2/4	8 11/15 - 12/26	9 11/8 - 12/26
1954-55	1 (7x) last - 3/12	3 1/23 - 1/29	9 11/27 - 1/8	11 11/20 - 1/8
1955-56	2 (5x) last - 1/28 - 1/29	3 (2x) last - 1/14 - 1/17	7 2/4 - 3/3	7 2/4 - 3/3
1956-57	2 (2x) last - 1/26 - 1/27	3 (2x) last - 3/2 - 3/9	5 10/14 - 11/8	6 10/14 - 11/8
1957-58	3 (2x) last - 3/12 - 3/22	9 2/8 - 3/22	3 1/25 - 2/2	4 12/7 - 12/19
1958-59	3 1/26 - 2/5	3 (2x) last - 1/26 - 2/5	3 (2x) last - 2/8 - 2/18	7 10/8 - 11/4
1959-60	1 (7x) last - 3/12	2 (2x) last - 3/10 - 3/12	5 1/14 - 1/23	7 (2x) last - 1/14 - 1/30
1960-61	2 12/4 - 12/10	4 1/12 - 1/18	10 2/8 - 3/15	10 2/8 - 3/15
1961-62	2 12/25 - 1/1	2 (4x) last - 12/25 - 1/1	7 1/3 - 1/27	7 1/3 - 1/27
1962-63	2 2/26 - 2/28	2 (4x) last - 2/26 - 2/28	4 2/10 - 2/23	6 12/22 - 1/13
1963-64	2 1/1 - 1/9	2 (2x) last - 1/25 - 1/30	7 10/26 - 11/28	13 10/26 - 12/25
1964-65	2 (2x) last - 2/27 - 3/4	3 (3x) last - 1/16 - 1/23	7 1/24 - 2/24	8 1/23 - 2/24
1965-66	2 10/30 - 11/6	3 10/30 - 11/11	9 1/19 - 2/13	11 11/20 - 1/15
1966-67	2 (3x) last - 2/19 - 2/25	6 11/12 - 12/17	3 1/21 - 1/28	7 3/1 - 4/1
1967-68	4 2/15 - 2/29	8 2/3 - 3/9	4 (2x) last - 12/7 - 12/16	4 (2x) last - 12/7 - 12/16
1968-69	3 (2x) last - 3/6 - 3/19	4 3/5 - 3/19	6 2/1 - 3/1	7 (2x) last - 2/1 - 3/5
1969-70	3 11/7 - 11/15	5 11/7 - 11/22	3 3/6 - 3/14	8 2/13 - 3/14
1970-71	4 1/2 - 1/12	4 (3x) last - 2/20 - 3/10	3 2/9 - 2/17	4 1/15 - 1/30
1971-72	3 (4x) last - 2/22 - 3/11	8 10/9 - 11/6	2 11/20 - 11/27	3 3/23 - 4/1

LONGEST ROAD TEAM STREAKS YEAR-BY-YEAR

YEAR	WINNING STREAK	POINT STREAK	LOSING STREAK	WINLESS STREAK
1972-73	5 1/19-2/10	10 12/20-2/10	3 10/7-10/14	4 11/23-12/1
1973-74	4 2/16-3/2	5 2/14-3/2	4 12/23-1/10	7 10/20-11/15
1974-75	4 12/30-1/11	4 12/30-1/11	5 3/11-3/29	6 3/11-4/3
1975-76	3 12/5-12/13	4 12/4-12/13	4 (4x) last-3/16-3/25	4 (4x) last-3/16-3/25
1976-77	1 (12x) last-3/19	5 11/22-12/4	4 (2x) last-2/26-3/12	5 (2x) last-1/19-2/3
1977-78	3 3/22-3/25	4 3/19-3/25	4 4/1-4/8	7 1/20-2/22
1978-79	7 10/28-11/29	7 10/28-11/29	3 (3x) last-3/28-4/6	3 (3x) last-3/28-4/6
1979-80	4 12/1-12/12	4 12/1-12/12	5 10/20-11/3	5 10/20-11/3
1980-81	4 (2x) last-1/23-1/31	4 (2x) last-1/23-1/31	7 2/5-3/10	10 10/18-11/22
1981-82	4 (2x) last-3/11-3/26	8 12/2-1/15	3 10/9-10/17	3 (4x) last-2/4-2/10
1982-83	2 (3x) last-3/29-3/31	3 1/29-2/5	4 10/16-11/5	6 (2x) last-11/28-12/26
1983-84	2 (4x) last-3/9-3/10	5 2/4-2/11	3 2/29-3/7	8 2/9-3/7
1984-85	3 10/20-10/27	3 10/20-10/27	7 1/19-2/7	9 1/19-2/10
1985-86	4 1/14-1/22	5 1/14-1/27	4 10/12-11/2	4 10/12-11/2
1986-87	2 (4x) last-3/12-3/14	3 10/15-10/25	3 11/9-11/19	3 (4x) last-1/19-1/23
1987-88	3 1/22-1/30	4 1/22-2/2	6 10/31-11/19	6 10/31-11/19
1988-89	4 1/18-1/23	8 12/23-1/23	7 3/3-4/1	7 3/3-4/1
1989-90	2 (4x) last-2/13-2/16	4 2/13-2/23	6 12/16-1/6	8 12/2-1/6
1990-91	3 2/28-1/5	6 11/9-11/24	7 3/7-3/30	6 1/30-2/28
1991-92	4 (2x) last-1/23-2/1	5 1/22-2/1	3 2/7-2/20	3 2/7-2/20
1992-93	3 3/11-4/4	4 12/11-12/21	6 12/26-1/16	7 12/26-1/19
1993-94	6 10/30-11/24	6 10/30-11/24	2 (4x) last-3/12-3/14	4 3/10-3/22
1994-95	4 2/20-3/1	4 2/20-3/1	5 3/5-3/25	5 3/5-3/25
1995-96	3 (2x) last-12/21-12/30	5 10/14-10/31	3 4/4-4/14	3 (3x) last-4/4-4/14
1996-97	5 11/26-12/21	5 11/26-12/21	3 (5x) last-3/27-4/4	7 2/9-3/1
1997-98	2 2/26-3/4	3 (3x) last-2/7-3/4/98	5 3/7-3/26	7 3/7-4/4
1998-99	3 3/4-3/14	3 3/4-3/14	3 12/11-12/19	5 10/9-11/7
1999-00	5 1/15-1/25	5 1/15-1/25	2 (4x) last-3/19-3/26	7 11/26-1/2
2000-01	4 3/29-4/5	4 3/29-4/5	5 (2x) last-12/15-1/13	12 11/24-1/20
2001-02	4 3/30-4/6	4 3/30-4/6	7 12/31-1/17	7 12/31-1/17
2002-03	4 1/11-1/23	4 1/11-1/23	3 (2x) last-12/5-12/21	7 11/16-12/21
2003-04	2 (2x) last-12/29-12/30	3 11/25-11/28	5 3/12-3/21	5 (2x) last-3/12-3/21
2005-06	6 1/19-3/2	6 1/19-3/2	3 (2x) last - 4/9-4/15	6 3/4-3/25
2006-07	4 11/1-11/10	5 (2x) last 3/8-3/25	5 12/16-12/29	5 12/16-12/29
2007-08	5 11/10-11/21	10 1/31-3/10	3 10/6-10/18	6 (2x) last-1/2-1/29
2008-09	3 1/10-1/16	5 10/4-10/27	5 1/18-2/9	9 1/18-2/21
2009-10	4 12/17-12/31	8 12/5-1/9	4 1/16-1/30	4 (2x) last - 11/6 - 1/30
2010-11	4 11/26-12/9	4 4/26-12/9	4 2/5-2/18	4 2/5-2/18
2011-12	4 3/24-4/3	5 1/21-2/14	3 3/6-3/9	4 3/2-3/9
2012-13	2 (2x) last-3/19-3/26	2 (2x) last-4/5-4/6	3 3/12-3/16	3 3/28-4/5
2013-14	6 (2x) last - 1/4-2/7	6 (2x) last - 1/4-2/7	3 10/8-10/12	3 10/8-10/12
2014-15	6 3/8-3/26	7 3/4-3/26	2 (2x) last - 1/27-2/7	4 10/25-11/26
2015-16	3 (2x) last - 2/6-2/18	5 3/4-3/17	3 12/17-12/28	8 11/27-12/28
2016-17	5 2/23-3/7	5 2/23-3/7	2 (2x) last - 4/5-4/8	4 3/26-4/8
2017-18	3 2/28-3/3	5 12/16-1/6	5 1/7-1/23	5 (2x) last - 3/8-3/28
2018-19	2 (3x) last - 1/19 - 1/31	4 10/30 - 11/10	4 11/15 - 12/1	7 2/24 - 3/16

RANGERS VS. NHL YEAR-BY-YEAR

	ANAHEIM			ARIZONA ⁻⁻⁻			BOSTON			BUFFALO			CALGARY [#]			CAROLINA ^{##}			CHICAGO			COLORADO ^{###}			COLUMBUS			DALLAS ⁻			DETROIT ^{**}			EDMONTON			FLORIDA			LOS ANGELES			MINNESOTA			MONTREAL			
YEAR	W	L	T	W	L	T	W	L	T	W	L	T	W	L	T	W	L	T	W	L	T	W	L	T	W	L	T	W	L	T	W	L	T	W	L	T	W	L	T	W	L	T	W	L	T	W	L	T	
2018-19	2	0	0	1	1	2	1	0	2	1	0	2	0	2	0	2	0	1	1	0	1	1	0	1	1	2	1	0	1	0	1	2	0	1	3	0	0	1	0	2	0	1	0	2	0	1	2	0	
2017-18	1	1	0	2	0	2	1	0	3	0	2	0	0	4	0	0	2	0	0	2	0	1	3	0	0	1	1	0	2	2	0	1	1	1	1	1	0	0	2	0	1	2	0	1	2	0			
2016-17	1	1	0	2	0	3	0	0	1	2	0	2	0	2	2	0	1	0	2	0	2	3	0	1	0	2	1	0	2	0	0	1	0	2	0	1	0	2	0	1	1	0	2	0	1	2	0		
2015-16	2	0	0	2	0	2	1	0	2	1	0	1	1	1	1	0	1	1	0	4	0	0	2	0	2	0	1	1	0	2	0	1	1	0	2	1	0	0	0	2	1	0	1	2	0	1	2	0	
2014-15	2	0	0	2	0	1	2	0	3	0	2	0	0	5	0	0	1	0	1	0	1	1	3	1	0	1	1	1	1	1	1	1	1	0	3	0	0	1	0	2	0	1	2	0	1	2	0		
2013-14	2	0	0	1	1	0	3	0	3	0	0	1	1	3	1	0	2	0	1	0	1	2	1	2	0	3	0	1	1	1	1	1	1	0	3	0	0	1	1	0	1	1	0	1	1	1	1		
2012-13							2	1	0	2	1	0		0	3	0	0																	1	2	0								0	3	0			
2011-12	1	0	1	2	0	3	1	0	3	1	0	1	0	4	0	0	2	0	0	1	0	1	0	0	0	1	0	1	0	0	0	1	0	3	1	0	0	0	1	0	2	2	0	1	0	2	2	0	
2010-11	0	1	0	1	0	3	1	0	2	2	0	0	0	2	2	0	0	0	0	2	0	0	1	0	0	0	1	0	1	0	0	0	1	0	2	2	0	1	0	0	1	1	0	1	3	0			
2009-10	1	0	1	1	0	3	1	0	1	2	1	0	1	2	1	0	1	0	0	1	0	0	1	0	0	1	0	0	0	1	0	0	1	0	3	1	0	1	1	0	0	1	1	0	1	2	1		
2008-09	2	0	0	1	0	2	2	0	1	2	1	0	1	2	2	0	2	0	0	1	0	0	1	0	0	0	2	0	0	0	1	0	0	1	2	1	1	0	0	1	0	2	2	0	1	0	2	2	0
2007-08	0	1	0	0	1	0	1	1	2	4	0	0	1	2	2	0						0	0	1					0	1	0			0	0	1	2	1	0	1	0	0	1	0	3	0	1		
2006-07	1	0	1	0	1	0	4	0	0	1	3			3	1	0	0	0				0	1	0	1	0	0	1	0					2	2	0	0	1	0					3	1	0			
2005-06				0	2	0	4	0	2	2	0	0	1	3	0	0	0	1	0	1	0	0	1	0			0	1	0					0	3	0	1				1	0	0	1	2	1			
2003-04	0	1	0	1	0	0	1	3	0	1	3	0	0	1	0	1	0	0	1	0	1	0	1	0	1	0	0	0	1	0	0	0	1	0	0	1	0	0	2	0	1	1	0	0	2	0	1		
2002-03	2	0	0	1	0	0	2	2	0	1	2	1	2	0	0	4	0	0	0	1	0	0	1	0	1	1	0	0	1	0	0	1	0	1	0	0	1	0	0	1	0	1	0	0	4	0			
2001-02	0	1	0	0	1	0	3	1	0	3	0	1	0	1	2	0	1	0	1	0	1	0	1	0	1	1	1	0	0	0	2	0	0	1	0	1	0	3	1	0	1	0	2	0	4	0			
2000-01	0	2	0	0	2	0	1	3	0	1	0	0	1	3	0	2	0	0	1	0	1	0	0	1	0	1	0	0	2	0	0	0	1	0	1	0	1	0	1	0	1	0	2	0	3	0			
1999-00	1	0	0	1	0	1	1	2	1	1	2	1	0	0	3	1	0	0	1	0	0	0	2	0	1	0	0	0	2	0	1	0	2	0	1	0	1	0	1	0	1	0	1	0	1	2			
1998-99	0	2	0	1	1	0	1	2	1	0	3	1	1	1	0	2	3	0	2	0	1	1					0	1	1	1	0	2	0	0	2	2	0	1	0	2	2	0	1	0	0	4	0		
1997-98	0	1	1	0	1	1	3	0	3	0	1	0	1	3	1	0	1	0	2	0							0	1	1	0	2	0	0	2	3	1	0	1			1	0	1	1	2				
1996-97	1	1	0	2	0	2	1	1	2	1	1	1	0	2	2	0	2	0	1								1	1	0	1	0	0	1	1	1	3	2	0			1	3	2	0	2	2			
1995-96	1	1	0	1	1	0	3	1	2	1	1	1	0	1	2	1	0	1	1								1	0	1	1	0	1	1	0	1	0	2	2	1	1	0		1	1	2				
1994-95							2	2	0	3	0			2	1	0																		2	1							1	2	1					
1993-94	0	2	0	1	1	0	1	2	1	3	0	0	1	3	0	1	1	0	4								1	1	0	0	2	0	1	0	1			3	2	0		2	0	0	1	2			
1992-93				2	0	0	1	1	1	1	2	0	0	1	1	1	1	0	4									0	1	1	0	1	1						2	0		1	2						
1991-92				2	1	0	2	1	0	2	1	0	2	1	1	0	3	0	3									3	0	0	1	1	1	0					2	1		0	2		1	0			
1990-91				2	1	0	1	1	2	0	1	0	2	1	2	1	0	0	3									2	0	1	0	3	0	1					3	0		1	2		0				
1989-90				1	1	1	3	0	0	2	1	1	2	0	2	1	0	1	2									1	1	1	2	0	1	2	0				1	2		0	3		0				
1988-89				2	1	0	1	2	0	3	0	1	2	0	1	2	0	2	1									2	1	0	3	0	1	2	0				2	1		0	3		0				
1987-88				2	0	1	2	1	0	3	0	1	2	0	2	0	2	0	1									2	1	0	1	1	2	0					0	3		0	1		1				
1986-87				1	2	0	2	1	0	2	1	0	2	0	3	0	1	1	1									1	1	1	2	0	0	3					2	0		1	2		0				
1985-86				2	1	0	2	1	0	3	0	1	2	0	1	2	0	3	0									1	2	0	3	0	0	2					2	1		0	2		0				
1984-85				0	3	0	0	1	2	1	1	1	0	2	1	0	1	2	0									1	2	0	1	2	0	1					1	2		0	2		1				
1983-84				2	1	0	0	2	1	1	1	1	2	1	0	2	1	0	2									1	1	1	3	0	0	1	2				1	0		2		1	2				
1982-83				1	1	1	0	3	0	0	2	1	2	0	1	2	0	0	3									2	1	0	2	0	1	0	3				1	1		1	0		1	2			
1981-82				1	1	1	2	0	2	0	1	2	0	1	1	1	1	3	0									2	1	0	2	0	0	3					2	1		0	2		1	2			
1980-81				3	1	0	2	2	0	1	2	1	2	1	3	1	0	2	1									1	1	2	1	2	1	2					1	3		0	1	2		1			
1979-80				2	2	0	2	2	0	1	2	0	3	1	2	1	1	2	1									1	2	1	3	0	1	3					3	1		0	3		1				
1978-79							2	3	0	2	1	1	3	4	1			4										1	2	1	1	2							3	1		0	3		1				
1977-78							1	4	0	1	2	1	0	6	0			3										3	0	2	2	1							1	3		0	1		3				
1976-77							0	4	1	0	4	0	1	4	1			2										5	0	0	3	0							0	3		1							

RANGERS VS. NHL YEAR-BY-YEAR

[illegible]

^{^^} The New Jersey Devils totals include the record of the Kansas City Scouts from 1974-75 - 1975-76 and the Colorado Rockies from 1976-77 - 1981-82.

+ The Winnipeg Jets totals include the record of the Atlanta Thrashers from 1999-00 - 2010-11.

* Defunct teams include Brooklyn and New York Americans, Cleveland Barons, California Golden Seals, Montreal Maroons, original Ottawa Senators from 1926-27 - 1933-34, Philadelphia Quakers, Pittsburgh Pirates, and St. Louis Eagles.

* For the 1999-00 season, the NHL awarded teams one point for a regulation tie (RT). Beginning with the 2000-01 season, the NHL amended the rule, awarding teams one point for an overtime loss (OT). During the 2005-06 season, the NHL instituted the shootout to follow a scoreless five-minute overtime to eliminate ties. The winning team in the shootout gains two points and a win in the standings, while the losing team receives one point, recorded as an "OT" in the standings.

RANGERS VS. NHL YEAR-BY-YEAR

	ANAHEIM	ARIZONA ⁻⁻⁻	BOSTON	BUFFALO	CALGARY [#]	CAROLINA ^{##}	CHICAGO	COLORADO ^{###}	COLUMBUS	DALLAS [~]	DETROIT ^{**}	EDMONTON	FLORIDA	LOS ANGELES	MINNESOTA	MONTREAL				
YEAR	W	L	T	O	W	L	T	O	W	L	T	O	W	L	T	O	W	L	T	O
1969-70					4	4	0													
1968-69					3	3	2													
1967-68					2	6	2													
1966-67					8	2	4													
1965-66					6	7	1													
1964-65					8	5	1													
1963-64					7	5	2													
1962-63					7	4	3													
1961-62					10	2	2													
1960-61					9	3	2													
1959-60					4	8	2													
1958-59					5	6	3													
1957-58					5	6	3													
1956-57					8	5	1													
1955-56					5	7	2													
1954-55					4	5	5													
1953-54					7	7	0													
1952-53					7	5	2													
1951-52					6	4	4													
1950-51					2	4	8													
1949-50					5	5	4													
1948-49					2	8	2													
1947-48					3	7	2													
1946-47					2	8	2													
1945-46					3	6	1													
1944-45					3	4	3													
1943-44					2	7	1													
1942-43					2	8	0													
1941-42					4	4	0													
1940-41					2	4	2													
1939-40					4	2	2													
1938-39					3	5	0													
1937-38					3	5	0													
1936-37					2	3	3													
1935-36					6	2	0													
1934-35					1	3	2													
1933-34					3	2	1													
1932-33					3	3	0													
1931-32					4	2	2													
1930-31					0	4	2													
1929-30					0	5	1													
1928-29					1	5	0													
1927-28					1	2	3													
1926-27					3	2	1													
TOTALS	18-17-1-1	47-26-6-1	259-291-97-2	76-77-25-5	47-56-15-1	81-54-7-2	242-249-99-2	40-35-7-6	18-15-1-3	75-42-22-3	220-263-103-7	33-31-9-3	55-30-6-7	70-47-16-4	14-12-0-0	196-334-94-5				

--- The Arizona Coyotes totals include the record of the Winnipeg Jets from 1979-80 - 1995-96 and the Phoenix Coyotes from 1996-97 - 2013-14.

The Calgary Flames totals include the record of the Atlanta Flames from 1979-80.

The Carolina Hurricanes totals include the record of the Hartford Whalers from 1979-80 - 1996-97.

The Colorado Avalanche totals include the record of the Quebec Nordiques from 1979-80 - 1994-95.

~ The Dallas Stars totals include the record of the Minnesota North Stars from 1967-68 - 1992-93.

** The Detroit Red Wings totals include the records of the Detroit Cougars and Detroit Falcons.

RANGERS VS. NHL YEAR-BY-YEAR

NASHVILLE	NEW JERSEY [~]	NY ISLANDERS	OTTAWA	PHILADELPHIA	PITTSBURGH	ST. LOUIS	SAN JOSE	TAMPA BAY	TORONTO	VANCOUVER	VEGAS	WASHINGTON	WINNIPEG ⁺	DEFUNCT [*]	TOTALS				
W	L	T	O	W	L	T	O	W	L	T	O	W	L	T	O	W	L	T	O
				0 0 6	4 1 1	4 2 0			6 2 0					5 1 0	38 22 16				
				3 1 2	5 1 0	3 1 2			4 4 0					5 1 0	41 26 9				
				3 1 0	3 0 1	3 1 0			7 3 0					4 0 0	39 23 12				
									5 5 4						30 28 12				
									3 6 5						18 41 11				
									5 4 5						20 38 12				
									3 8 3						22 38 10				
									5 8 1						22 36 12				
									4 9 1						26 32 12				
									2 10 2						22 38 10				
									2 9 3						17 38 15				
									5 5 4						26 32 12				
									7 5 2						32 25 13				
									3 6 5						26 30 14				
									9 5 0						32 28 10				
									4 6 4						17 35 18				
									3 6 5						29 31 10				
									2 8 4						17 37 16				
									3 7 4						23 34 13				
									3 10 1						20 29 21				
									4 8 2						28 31 11				
									3 5 4						18 31 11				
									3 5 4						21 26 13				
									4 8 0						22 32 6				
									3 5 2						13 28 9				
									2 7 1						11 29 10				
									2 8 0						6 39 5				
									2 6 2						11 31 8				
									3 4 1					5 2 1	29 17 2				
									3 5 0					6 1 1	21 19 8				
									4 1 3					6 1 1	27 11 10				
									4 3 1					5 2 1	26 16 6				
									4 2 0					9 1 2	27 15 6				
									5 1 0					6 3 2	19 20 9				
									1 3 2					7 2 3	19 17 12				
									4 2 0					10 7 2	22 20 6				
									0 3 3					9 7 2	21 19 8				
									2 4 0					10 2 5	23 17 8				
									2 4 0					7 4 1	23 17 8				
									1 2 1					12 2 4	19 16 9				
									0 3 1					12 4 2	17 17 10				
									3 1 0					8 5 5	21 13 10				
									2 2 0					9 4 5	19 16 9				
									2 1 1					10 6 2	25 13 6				
15-10-1-2	118-92-27-10	127-115-19-9	42-46-3-4	132-119-37-9	129-113-23-14	81-44-16-2	27-10-3-1	48-40-5-8	232-280-95-7	81-33-8-1	1-2-0-1	97-96-18-11	29-22-1-11	169-64-45	2,089-2,065-000-142				

[~] The New Jersey Devils totals include the record of the Kansas City Scouts from 1974-75 - 1975-76 and the Colorado Rockies from 1976-77 - 1981-82.

⁺ The Winnipeg Jets totals include the record of the Atlanta Thrashers from 1999-00 - 2010-11.

^{*} Defunct teams include Brooklyn and New York Americans, Cleveland Barons, California Golden Seals, Montreal Maroons, original Ottawa Senators from 1926-27 - 1933-34, Philadelphia Quakers, Pittsburgh Pirates, and St. Louis Eagles.

^{*} For the 1999-00 season, the NHL awarded teams one point for a regulation tie (RT). Beginning with the 2000-01 season, the NHL amended the rule, awarding teams one point for an overtime loss (OT). During the 2005-06 season, the NHL instituted the shootout to follow a scoreless five-minute overtime to eliminate ties. The winning team in the shootout gains two points and a win in the standings, while the losing team receives one point, recorded as an "OT" in the standings.

LAST 20 GAME RESULTS VS. NHL

TEAM	1	2	3	4	5	6	7	8	9	10
ANAHEIM	3-1 (12/18/18)	3-2 (11/11/18)	3-6 (1/23/18)	4-1 (12/19/17)	3-6 (3/26/17)	4-1 (2/7/17)	2-1 (3/16/16)	3-2 (12/22/15)	7-2 (3/22/15)	4-1 (1/7/15)
ARIZONA	0-5 (1/6/19)	3-4 (12/14/18)	2-1 (1/6/18)	5-2 (10/26/17)	6-3 (12/29/16)	3-2 (10/23/16)	4-1 (11/7/15)	4-1 (10/22/15)	4-3 (2/26/15)	5-1 (2/14/15)
BOSTON	3-6 (3/27/19)	4-3 (2/6/19)	3-2 (1/19/19)	1-6 (2/7/18)	3-2 (12/16/17)	4-2 (11/8/17)	2-1 (3/2/17)	5-2 (11/5/16)	5-2 (10/26/16)	5-2 (3/23/16)
BUFFALO	6-2 (2/15/19)	3-1 (11/4/18)	1-3 (10/6/18)	5-1 (3/24/18)	4-3 (1/18/18)	3-2 (1/1/18)	2-1 (2/2/17)	1-4 (1/3/17)	3-4 (12/1/16)	3-4 (4/2/16)
CALGARY	1-5 (3/15/19)	1-4 (10/21/18)	3-1 (3/2/18)	4-3 (2/9/18)	4-3 (2/5/17)	4-1 (11/12/16)	4-5 (12/12/15)	4-1 (10/25/15)	1-0 (2/24/15)	5-2 (12/16/14)
CAROLINA	2-1 (2/19/19)	0-3 (2/8/19)	6-2 (1/15/19)	5-8 (10/7/18)	2-1 (3/31/18)	6-3 (3/12/18)	5-1 (12/1/17)	6-1 (11/22/17)	3-4 (3/9/17)	4-2 (12/3/16)
CHICAGO	4-3 (1/17/19)	1-4 (10/25/18)	2-5 (1/3/18)	3-6 (11/15/17)	1-2 (12/13/16)	1-0 (12/9/16)	3-5 (2/17/16)	3-2 (10/7/15)	0-1 (3/18/15)	1-0 (3/8/15)
COLORADO	1-6 (1/4/19)	3-2 (10/16/18)	1-3 (1/20/18)	2-4 (10/5/17)	4-2 (2/11/17)	6-2 (12/31/16)	1-2 (12/3/15)	2-1 (11/6/15)	6-3 (2/12/15)	3-4 (11/13/14)
COLUMBUS	2-3 (4/5/19)	5-7 (1/13/19)	3-4 (12/27/18)	5-4 (11/10/18)	3-5 (3/20/18)	0-2 (11/17/17)	5-3 (11/6/17)	1-3 (10/13/17)	2-5 (2/26/17)	3-2 (2/13/17)
DALLAS	0-1 (3/5/19)	2-1 (11/19/18)	1-2 (2/5/18)	1-2 (12/11/17)	6-7 (1/17/17)	2-0 (12/15/16)	3-2 (2/27/16)	6-2 (1/5/16)	2-3 (2/8/15)	2-3 (12/29/14)
DETROIT	2-3 (3/19/19)	2-3 (3/7/19)	2-3 (11/9/18)	2-3 (2/25/18)	2-3 (12/29/17)	2-1 (11/24/17)	3/12/17)	1-0 (1/22/17)	1-2 (10/19/16)	3-2 (4/9/16)
EDMONTON	2-3 (3/11/19)	1-2 (10/13/18)	3-2 (3/3/18)	4-2 (11/11/17)	3-1 (11/13/16)	5-3 (11/3/16)	4-2 (12/15/15)	5-7 (12/11/15)	2-0 (12/14/14)	1-3 (11/9/14)
FLORIDA	5-4 (12/8/18)	4-2 (11/17/18)	5-2 (10/23/18)	3-4 (3/10/18)	4-5 (11/28/17)	5-4 (11/4/17)	3-4 (3/17/17)	5-2 (3/7/17)	2-3 (11/20/16)	4-2 (3/21/16)
LOS ANGELES	3-4 (2/4/19)	3-4 (10/28/18)	2-4 (1/21/18)	4-2 (12/15/17)	3-0 (3/25/17)	3-2 (1/23/17)	3-4 (3/17/16)	4-5 (2/12/16)	2-4 (3/24/15)	4-3 (1/8/15)
MINNESOTA	2-5 (3/16/19)	1-4 (2/21/19)	1-4 (2/23/18)	2-3 (2/13/18)	3-2 (3/18/17)	4-7 (12/23/16)	4-2 (2/4/16)	2-5 (12/17/15)	3-2 (4/2/15)	5-4 (10/27/14)
MONTREAL	2-4 (3/1/19)	2-5 (12/1/18)	5-3 (11/6/18)	1-3 (2/22/18)	4-5 (10/28/17)	2-0 (10/8/17)	1-4 (3/4/17)	2-3 (2/21/17)	4-5 (1/14/17)	5-2 (3/26/16)
NASHVILLE	4-3 (12/29/18)	2-3 (10/4/18)	2-5 (2/3/18)	4-2 (10/21/17)	4-3 (2/9/17)	2-1 (12/17/16)	3-5 (12/28/15)	3-0 (11/23/15)	4-1 (3/2/15)	2-3 (2/7/15)
NEW JERSEY	2-4 (4/1/19)	4-2 (3/9/19)	5-2 (2/23/19)	4-3 (1/31/19)	2-5 (4/3/18)	3-4 (12/21/17)	5-2 (12/9/17)	2-3 (10/14/17)	2-3 (3/21/17)	4-3 (2/25/17)
NY ISLANDERS	2-1 (11/2/19)	3-4 (1/10/19)	5-0 (11/21/18)	5-7 (11/15/18)	1-2 (4/5/18)	0-3 (2/15/18)	2-7 (1/13/18)	3-4 (10/19/17)	2-3 (3/22/17)	2-4 (2/16/17)
OTTAWA	1-4 (4/3/19)	0-3 (11/29/18)	4-2 (11/26/18)	3-6 (2/17/18)	2-3 (12/13/17)	3-0 (11/19/17)	1-3 (4/8/17)	4-3 (12/27/16)	0-2 (11/27/16)	0-3 (1/24/16)
PHILADELPHIA	3-0 (3/31/19)	0-1 (1/29/19)	2-3 (12/23/18)	0-4 (11/23/18)	0-5 (4/7/18)	3-4 (3/22/18)	4-7 (2/18/18)	5-1 (1/16/18)	4-3 (4/2/17)	0-2 (1/25/17)
PITTSBURGH	4-3 (4/6/19)	2-5 (3/25/19)	5-6 (2/17/19)	2-7 (1/2/19)	4-3 (3/14/18)	2-5 (1/14/18)	4-3 (12/5/17)	4-5 (10/17/17)	3-2 (4/9/17)	3-4 (3/31/17)
ST. LOUIS	4-2 (3/29/19)	2-1 (12/31/18)	3-4 (3/17/18)	1-3 (10/10/17)	5-0 (11/1/16)	2-3 (10/15/16)	2-1 (2/25/16)	6-3 (11/12/15)	3-4 (11/3/14)	3-2 (10/9/14)
SAN JOSE	4-3 (10/30/18)	3-2 (10/11/18)	6-5 (1/25/18)	1-4 (10/23/17)	4-5 (3/28/17)	7-4 (10/17/16)	1-4 (3/19/16)	4-0 (10/19/15)	3-1 (1/10/15)	4-0 (10/19/14)
TAMPA BAY	3-4 (2/27/19)	2-3 (2/2/19)	3-6 (12/10/18)	3-7 (3/30/18)	3-5 (3/8/18)	2-1 (11/2/17)	2-3 (3/13/17)	1-0 (3/6/17)	6-1 (10/30/16)	3-2 (4/5/16)
TORONTO	2-1 (3/23/19)	4-1 (2/10/19)	3-5 (12/22/18)	0-4 (2/1/18)	2-3 (12/23/17)	5-8 (10/7/17)	2-1 (2/23/17)	5-2 (1/19/17)	2-4 (1/13/17)	4-2 (2/18/16)
VANCOUVER	1-4 (3/13/19)	2-1 (11/12/18)	6-5 (2/28/18)	4-3 (11/26/17)	7-2 (11/15/16)	3-5 (11/8/16)	3-2 (1/19/16)	1-2 (12/9/15)	4-5 (2/19/15)	5-1 (12/13/14)
VEGAS	2-4 (1/8/19)	3-4 (12/16/18)	1-2 (1/7/18)	6-4 (10/31/17)						
WASHINGTON	2-3 (3/3/19)	5-6 (2/24/19)	3-5 (11/24/18)	3-4 (10/17/18)	2-3 (3/28/18)	2-4 (3/26/18)	1-0 (12/27/17)	2-4 (12/8/17)	0-2 (4/5/17)	1-4 (2/28/17)
WINNIPEG	3-4 (2/12/19)	3-4 (12/2/18)	0-3 (3/6/18)	3-1 (2/11/18)	2-1 (12/18/16)	5-2 (11/6/16)	2-5 (12/18/15)	1-4 (10/13/15)	3-2 (3/31/15)	0-1 (11/1/14)

LAST 20 GAME RESULTS VS. NHL

11	12	13	14	15	16	17	18	19	20	TEAM
1-2 (11/4/13)	0-6 (10/10/13)	2-1 (11/3/11)	1-2 (10/8/11)	2-5 (3/9/11)	3-0 (10/11/09)	4-2 (1/20/09)	3-1 (12/16/08)	1-4 (2/7/08)	4-3 (11/1/06)	ANAHEIM
4-3 (3/24/14)	1-4 (10/3/13)	2-1 (1/10/12)	3-2 (12/17/11)	4-3 (12/16/10)	2-3 (1/30/10)	5-2 (10/26/09)	4-1 (11/24/08)	1-5 (12/16/07)	7-3 (10/28/06)	ARIZONA
2-1 (11/11/16)	3-4 (11/27/15)	2-4 (3/28/15)	3-2 (2/4/15)	0-3 (1/15/15)	3-6 (3/2/14)	2-3 (11/29/13)	1-2 (11/19/13)	4-3 (2/12/13)	4-3 (1/23/13)	BOSTON
4-2 (3/8/16)	6-3 (1/25/16)	2-0 (3/14/15)	3-1 (2/20/15)	6-1 (1/3/15)	2-1 (10/4/14)	3-1 (12/5/13)	2-0 (10/3/13)	8-4 (4/19/13)	1-3 (3/12/13)	BUFFALO
3-4 (3/28/14)	4-3 (12/15/13)	3-2 (10/20/11)	2-1 (11/22/10)	1-3 (11/7/09)	0-3 (12/7/08)	3-4 (1/2/08)	4-2 (1/10/06)	0-5 (1/5/04)	2-1 (11/4/02)	CALGARY
3-2 (11/29/16)	2-3 (10/28/16)	3-4 (3/3/16)	4-1 (1/22/16)	4-3 (11/30/15)	3-0 (11/10/15)	3-2 (3/21/15)	4-1 (1/31/15)	1-0 (12/21/14)	3-2 (12/20/14)	CAROLINA
2-1 (2/27/14)	3-2 (1/8/14)	3-4 (3/9/12)	2-4 (2/16/12)	3-2 (11/1/10)	1-2 (12/9/09)	3-2 (1/16/09)	4-2 (10/10/08)	2-1 (2/18/07)	1-2 (12/7/05)	CHICAGO
2-3 (4/3/14)	5-1 (2/4/14)	1-3 (3/17/12)	1-5 (11/19/10)	1-3 (10/18/10)	3-1 (1/31/10)	6-1 (2/28/09)	3-4 (12/21/07)	1-2 (12/18/05)	3-4 (11/20/03)	COLORADO
4-6 (1/31/17)	5-4 (1/7/17)	2-4 (11/18/16)	4-2 (4/4/16)	2-1 (2/29/16)	5-2 (10/10/15)	4-2 (10/9/15)	4-3 (4/6/15)	4-3 (2/22/15)	2-1 (1/16/15)	COLUMBUS
3-2 (1/10/14)	3-2 (11/21/13)	0-1 (12/13/11)	3-2 (1/7/11)	5-2 (1/6/10)	2-10 (2/6/09)	1-2 (10/20/08)	2-3 (11/25/07)	5-2 (12/14/06)	3-0 (11/4/03)	DALLAS
2-3 (3/12/16)	1-0 (2/21/16)	1-2 (3/4/15)	2-3 (12/6/14)	4-3 (11/5/14)	3-0 (3/9/14)	1-0 (1/16/14)	3-2 (10/26/13)	2-1 (3/21/12)	2-3 (2/7/11)	DETROIT
5-0 (3/30/14)	1-2 (2/6/14)	0-2 (10/22/11)	8-2 (11/14/10)	4-2 (11/5/09)	2-3 (11/10/08)	2-3 (1/5/08)	5-4 (1/12/06)	4-5 (11/10/03)	5-2 (11/5/02)	EDMONTON
0-3 (1/2/16)	5-4 (11/21/15)	2-1 (3/15/15)	6-3 (2/2/15)	5-2 (12/31/14)	2-1 (12/31/13)	5-2 (11/27/13)	4-3 (10/1/13)	2-3 (4/23/13)	6-1 (4/18/13)	FLORIDA
0-1 (11/17/13)	3-1 (10/7/13)	2-3 (10/7/11)	4-3 (2/17/11)	1-2 (2/21/10)	4-2 (10/14/09)	3-2 (12/17/08)	2-4 (2/5/08)	1-4 (10/30/06)	3-2 (12/30/03)	LOS ANGELES
1-2 (3/13/14)	4-1 (12/22/13)	3-2 (3/27/12)	1-3 (3/3/11)	5-2 (11/20/10)	2-3 (10/30/09)	2-1 (3/24/09)	3-6 (12/20/07)	3-1 (12/5/05)	3-4 (2/4/04)	MINNESOTA
1-5 (11/25/15)	0-3 (10/15/15)	0-1 (1/29/15)	5-0 (11/23/14)	1-3 (10/25/14)	0-1 (4/12/14)	1-0 (11/16/13)	0-2 (10/28/13)	0-3 (3/30/13)	0-3 (2/23/13)	MONTREAL
1-4 (12/10/13)	2-0 (11/23/13)	3-0 (1/17/12)	2-1 (11/27/10)	1-2 (2/10/10)	4-2 (3/12/09)	0-3 (10/18/06)	5-1 (12/8/05)	2-4 (3/25/04)	1-2 (2/28/04)	NASHVILLE
3-2 (12/18/16)	5-0 (12/11/16)	2-5 (2/23/16)	2-1 (2/8/16)	2-3 (2/2/16)	1-2 (10/18/15)	4-2 (4/7/15)	6-1 (4/4/15)	3-1 (12/27/14)	4-3 (10/21/14)	NEW JERSEY
2-4 (12/6/16)	5-3 (10/13/16)	1-4 (4/7/16)	4-6 (3/6/16)	1-3 (1/14/16)	1-2 (12/2/15)	2-1 (3/10/15)	6-5 (2/16/15)	1-4 (1/27/15)	0-3 (1/13/15)	NY ISLANDERS
4-1 (12/6/15)	2-1 (11/14/15)	0-3 (4/9/15)	5-1 (3/26/15)	3-2 (1/20/15)	2-3 (4/5/14)	8-4 (3/18/14)	4-1 (1/18/14)	0-3 (3/28/13)	2-3 (3/8/13)	OTTAWA
5-2 (1/4/17)	3-2 (11/25/16)	3-1 (2/14/16)	3-2 (2/6/16)	3-2 (1/16/16)	0-3 (11/28/15)	2-3 (10/24/15)	2-4 (2/28/15)	5-2 (11/29/14)	3-0 (11/28/14)	PHILADELPHIA
2-7 (12/20/16)	1-6 (11/23/16)	5-2 (11/21/16)	2-3 (3/27/16)	3-5 (3/13/16)	1-4 (3/3/16)	3-0 (2/10/16)	5-2 (1/18/15)	4-3 (12/8/14)	2-3 (11/15/14)	PITTSBURGH
1-2 (1/23/14)	3-5 (10/12/13)	1-4 (12/15/11)	2-1 (1/8/11)	0-2 (11/7/10)	3-4 (3/18/10)	1-4 (1/16/10)	1-2 (2/16/09)	3-2 (3/3/07)	5-4 (12/10/05)	ST. LOUIS
0-1 (3/16/14)	2-9 (10/8/13)	5-2 (10/31/11)	3-2 (3/12/11)	3-7 (10/19/09)	2-3 (12/20/08)	3-1 (2/17/08)	3-1 (11/2/06)	2-2 (11/18/03)	2-1 (12/16/02)	SAN JOSE
5-2 (12/30/15)	1-2 (11/19/15)	3-6 (12/1/14)	3-4 (11/26/14)	1-5 (11/17/14)	1-2 (1/14/14)	4-3 (12/29/13)	0-5 (11/25/13)	4-1 (2/28/13)	5-1 (2/10/13)	TAMPA BAY
4-3 (15/15)	3-1 (10/30/15)	5-4 (2/10/15)	4-5 (11/8/14)	3-6 (10/12/14)	2-3 (3/5/14)	7-1 (1/4/14)	2-1 (12/23/13)	3-2 (4/10/13)	3-4 (4/8/13)	TORONTO
3-1 (4/11/14)	5-2 (11/30/13)	4-0 (10/18/11)	1-0 (1/13/11)	1-4 (11/3/09)	3-6 (11/19/08)	0-3 (1/3/08)	2-3 (12/13/05)	4-3 (2/2/04)	1-3 (11/16/02)	VANCOUVER
VEGAS										
2-1 (2/19/17)	4-2 (10/22/16)	3-2 (3/4/16)	2-5 (1/17/16)	3-4 (1/9/16)	3-7 (12/20/15)	5-2 (11/3/15)	4-2 (4/11/15)	2-5 (3/29/15)	3-1 (3/11/15)	WASHINGTON
4-2 (3/14/14)	2-5 (12/2/13)	4-2 (4/1/13)	1-3 (3/14/13)	3-4 (2/26/13)	4-2 (3/28/12)	3-0 (1/24/12)	3-0 (11/6/11)	2-1 (10/24/11)	0-3 (4/7/11)	WINNIPEG

ALL-TIME RECORD YEAR-BY-YEAR

YEAR	GP	W	L	T	OT	GF	GA	PTS	FINISHED	DIVISION CHAMPION
1926-27	44	25	13	6	-	95	72	56	1st	RANGERS
1927-28	44	19	16	9	-	94	79	47	2nd	Boston
1928-29	44	21	13	10	-	72	65	52	2nd	Boston
1929-30	44	17	17	10	-	136	143	44	3rd	Boston
1930-31	44	19	16	9	-	106	87	47	3rd	Boston
1931-32	48	23	17	8	-	134	112	54	1st	RANGERS
1932-33	48	23	17	8	-	135	107	54	3rd	Boston
1933-34	48	21	19	8	-	120	113	50	3rd	Detroit
1934-35	48	22	20	6	-	137	139	50	3rd	Boston
1935-36	48	19	17	12	-	91	96	50	4th	Detroit
1936-37	48	19	20	9	-	117	106	47	3rd	Detroit
1937-38	48	27	15	6	-	149	96	60	2nd	Boston
1938-39	48	26	16	6	-	149	105	58	2nd	Boston
1939-40	48	27	11	10	-	136	77	64	2nd	Boston
1940-41	48	21	19	8	-	143	125	50	4th	Boston
1941-42	48	29	17	2	-	177	143	60	1st	RANGERS**
1942-43	50	11	31	8	-	161	253	30	6th	Detroit
1943-44	50	6	39	5	-	162	310	17	6th	Montreal
1944-45	50	11	29	10	-	154	247	32	6th	Montreal
1945-46	50	13	28	9	-	144	191	35	6th	Montreal
1946-47	60	22	32	6	-	167	186	50	5th	Montreal
1947-48	60	21	26	13	-	176	201	55	4th	Toronto
1948-49	60	18	31	11	-	133	172	47	6th	Detroit
1949-50	70	28	31	11	-	170	189	67	4th	Detroit
1950-51	70	20	29	21	-	169	201	61	5th	Detroit
1951-52	70	23	34	13	-	192	219	59	5th	Detroit
1952-53	70	17	37	16	-	152	211	50	6th	Detroit
1953-54	70	29	31	10	-	161	182	68	5th	Detroit
1954-55	70	17	35	18	-	150	210	52	5th	Detroit
1955-56	70	32	28	10	-	204	203	74	3rd	Montreal
1956-57	70	26	30	14	-	184	227	66	4th	Detroit
1957-58	70	32	25	13	-	195	188	77	2nd	Montreal
1958-59	70	26	32	12	-	201	217	64	5th	Montreal
1959-60	70	17	38	15	-	187	247	49	6th	Montreal
1960-61	70	22	38	10	-	204	248	54	5th	Montreal
1961-62	70	26	32	12	-	195	207	64	4th	Montreal
1962-63	70	22	36	12	-	211	233	56	5th	Toronto
1963-64	70	22	38	10	-	186	242	54	5th	Montreal
1964-65	70	20	38	12	-	179	246	52	5th	Detroit
1965-66	70	18	41	11	-	195	261	47	6th	Montreal
1966-67	70	30	28	12	-	188	189	72	4th	Chicago
1967-68	74	39	23	12	-	226	183	90	2nd	Montreal
1968-69	76	41	26	9	-	231	196	91	3rd	Montreal
1969-70	76	38	22	16	-	246	189	92	4th	Chicago
1970-71	78	49	18	11	-	259	177	109	2nd	Boston
1971-72	78	48	17	13	-	317	192	109	2nd	Boston

* Beginning in 2005-06, the NHL instituted the shootout to follow a scoreless five-minute overtime to eliminate ties. The winning team in the shootout gains two points and a win in the standings, while the losing team receives one point, recorded as an "OTL" in the standings.

** Also finished with the best regular season record in the NHL

*** Also finished with the best regular season record in the Eastern Conference

ALL-TIME RECORD YEAR-BY-YEAR

YEAR	GP	W	L	T	OT	GF	GA	PTS	FINISHED	DIVISION CHAMPION
1972-73	78	47	23	8	-	297	208	102	3rd	Montreal
1973-74	78	40	24	14	-	300	251	94	3rd	Boston
1974-75	80	37	29	14	-	319	276	88	2nd	Philadelphia
1975-76	80	29	42	9	-	262	333	67	4th	Philadelphia
1976-77	80	29	37	14	-	272	310	72	4th	Philadelphia
1977-78	80	30	37	13	-	279	280	73	4th	NY Islanders
1978-79	80	40	29	11	-	316	292	91	3rd	NY Islanders
1979-80	80	38	32	10	-	308	284	86	3rd	Philadelphia
1980-81	80	30	36	14	-	312	317	74	4th	NY Islanders
1981-82	80	39	27	14	-	316	306	92	2nd	NY Islanders
1982-83	80	35	35	10	-	306	287	80	4th	Philadelphia
1983-84	80	42	29	9	-	314	304	93	4th	NY Islanders
1984-85	80	26	44	10	-	295	345	62	4th	Philadelphia
1985-86	80	36	38	6	-	280	276	78	4th	Philadelphia
1986-87	80	34	38	8	-	307	323	76	4th	Philadelphia
1987-88	80	36	34	10	-	300	283	82	5th	NY Islanders
1988-89	80	37	35	8	-	310	307	82	3rd	Washington
1989-90	80	36	31	13	-	279	267	85	1st	RANGERS
1990-91	80	36	31	13	-	297	265	85	2nd	Pittsburgh
1991-92	80	50	25	5	-	321	246	105	1st	RANGERS**
1992-93	84	34	39	11	-	304	308	79	6th	Pittsburgh
1993-94	84	52	24	8	-	299	231	112	1st	RANGERS**
1994-95	48	22	23	3	-	139	134	47	4th	Philadelphia
1995-96	82	41	27	14	-	272	237	96	2nd	Philadelphia
1996-97	82	38	34	10	-	258	231	86	4th	New Jersey
1997-98	82	25	39	18	-	197	231	68	5th	New Jersey
1998-99	82	33	38	11	-	217	227	77	4th	New Jersey
1999-00	82	29	38	12	3	218	246	73	4th	Philadelphia
2000-01	82	33	43	5	1	250	290	72	4th	New Jersey
2001-02	82	36	38	4	4	227	258	80	4th	Philadelphia
2002-03	82	32	36	10	4	210	231	78	4th	New Jersey
2003-04	82	27	40	7	8	206	250	69	4th	Philadelphia
2005-06	82	44	26	-	12	257	215	100	3rd	New Jersey
2006-07	82	42	30	-	10	242	216	94	3rd	New Jersey
2007-08	82	42	27	-	13	213	199	97	3rd	Pittsburgh
2008-09	82	43	30	-	9	210	218	95	4th	New Jersey
2009-10	82	38	33	-	11	222	218	87	4th	New Jersey
2010-11	82	44	33	-	5	233	198	93	3rd	Philadelphia
2011-12	82	51	24	-	7	226	187	109	1st	RANGERS***
2012-13	48	26	18	-	4	130	112	56	2nd	Pittsburgh
2013-14	82	45	31	-	6	218	193	96	2nd	Pittsburgh
2014-15	82	53	22	-	7	252	192	113	1st	RANGERS**
2015-16	82	46	27	-	9	236	217	101	3rd	Washington
2016-17	82	48	28	-	6	256	220	102	4th	Washington
2017-18	82	34	39	-	9	231	268	77	8th	Washington
2018-19	82	32	36	-	14	227	272	78	7th	Washington

ALL-TIME HOME AND AWAY RECORD YEAR-BY-YEAR

YEAR	HOME								AWAY							
	GP	W	L	T	OT	GF	GA	PTS	GP	W	L	T	OT	GF	GA	PTS
1926-27	22	13	5	4	-	46	31	30	22	12	8	2	-	49	41	26
1927-28	22	10	8	4	-	47	36	24	22	9	8	5	-	47	43	23
1928-29	22	12	6	4	-	32	21	28	22	9	7	6	-	40	44	24
1929-30	22	11	5	6	-	79	54	28	22	6	12	4	-	57	89	16
1930-31	22	10	9	3	-	58	43	23	22	9	7	6	-	48	44	24
1931-32	24	13	7	4	-	66	54	30	24	10	10	4	-	68	58	24
1932-33	24	12	7	5	-	64	55	29	24	11	10	3	-	71	52	25
1933-34	24	11	7	6	-	58	47	28	24	10	12	2	-	62	66	22
1934-35	24	11	8	5	-	69	64	27	24	11	12	1	-	68	75	23
1935-36	24	11	6	7	-	49	42	29	24	8	11	5	-	42	54	21
1936-37	24	9	7	8	-	55	46	26	24	10	13	1	-	62	60	21
1937-38	24	15	5	4	-	79	50	34	24	12	10	2	-	70	46	26
1938-39	24	13	8	3	-	70	48	29	24	13	8	3	-	79	57	29
1939-40	24	17	4	3	-	82	33	37	24	10	7	7	-	54	44	27
1940-41	24	13	7	4	-	85	60	30	24	8	12	4	-	58	65	20
1941-42	24	15	8	1	-	97	72	31	24	14	9	1	-	80	71	29
1942-43	25	7	13	5	-	83	112	19	25	4	18	3	-	78	141	11
1943-44	25	4	17	4	-	78	137	12	25	2	22	1	-	84	173	5
1944-45	25	7	11	7	-	77	101	21	25	4	18	3	-	77	146	11
1945-46	25	8	12	5	-	72	85	21	25	5	16	4	-	72	106	14
1946-47	30	11	14	5	-	106	100	27	30	11	18	1	-	61	86	23
1947-48	30	11	12	7	-	90	96	29	30	10	14	6	-	86	105	26
1948-49	30	13	12	5	-	77	65	31	30	5	19	6	-	56	107	16
1949-50	35	19	12	4	-	89	73	42	35	9	19	7	-	81	116	25
1950-51	35	14	11	10	-	98	97	38	35	6	18	11	-	71	104	23
1951-52	35	16	13	6	-	112	97	38	35	7	21	7	-	80	122	21
1952-53	35	11	14	10	-	89	90	32	35	6	23	6	-	63	121	18
1953-54	35	18	12	5	-	95	90	41	35	11	19	5	-	66	92	27
1954-55	35	10	12	13	-	86	93	33	35	7	23	5	-	64	117	19
1955-56	35	20	7	8	-	122	78	48	35	12	21	2	-	82	125	26
1956-57	35	15	12	8	-	103	97	38	35	11	18	6	-	81	130	28
1957-58	35	14	15	6	-	92	93	34	35	18	10	7	-	103	95	43
1958-59	35	14	16	5	-	108	110	33	35	12	16	7	-	93	107	31
1959-60	35	10	15	10	-	103	105	30	35	7	23	5	-	84	142	19
1960-61	35	15	15	5	-	102	95	35	35	7	23	5	-	102	153	19
1961-62	35	16	11	8	-	105	91	40	35	10	21	4	-	90	116	24
1962-63	35	12	17	6	-	107	110	30	35	10	19	6	-	104	123	26
1963-64	35	14	13	8	-	97	102	36	35	8	25	2	-	89	140	18
1964-65	35	8	19	8	-	94	132	24	35	12	19	4	-	85	114	28
1965-66	35	12	16	7	-	95	104	31	35	6	25	4	-	100	157	16
1966-67	35	18	12	5	-	100	81	41	35	12	16	7	-	88	108	31
1967-68	37	22	8	7	-	118	87	51	37	17	15	5	-	108	96	39
1968-69	38	27	7	4	-	131	74	58	38	14	19	5	-	100	122	33
1969-70	38	22	8	8	-	125	84	52	38	16	14	8	-	121	105	40
1970-71	39	30	2	7	-	150	71	67	39	19	16	4	-	109	106	42
1971-72	39	26	6	7	-	173	88	59	39	22	11	6	-	144	104	50

* Beginning in 2005-06, the NHL instituted the shootout to follow a scoreless five-minute overtime to eliminate ties. The winning team in the shootout gains two points and a win in the standings, while the losing team receives one point, recorded as an "OTL" in the standings.

ALL-TIME HOME AND AWAY RECORD YEAR-BY-YEAR

YEAR	HOME								AWAY							
	GP	W	L	T	OT	GF	GA	PTS	GP	W	L	T	OT	GF	GA	PTS
1972-73	39	26	8	5	-	162	84	57	39	21	15	3	-	135	124	45
1973-74	39	26	7	6	-	166	102	58	39	14	17	8	-	134	149	36
1974-75	40	21	11	8	-	174	120	50	40	16	18	6	-	145	156	38
1975-76	40	16	16	8	-	134	136	40	40	13	26	1	-	128	197	27
1976-77	40	17	18	5	-	139	147	39	40	12	19	9	-	133	163	33
1977-78	40	18	15	7	-	157	138	43	40	12	22	6	-	122	142	30
1978-79	40	19	13	8	-	161	140	46	40	21	16	3	-	155	152	45
1979-80	40	22	10	8	-	168	129	52	40	16	22	2	-	140	155	34
1980-81	40	17	13	10	-	166	143	44	40	13	23	4	-	146	174	30
1981-82	40	19	15	6	-	162	154	44	40	20	12	8	-	154	152	48
1982-83	40	24	13	3	-	186	135	51	40	11	22	7	-	120	152	29
1983-84	40	27	12	1	-	169	145	55	40	15	17	8	-	145	159	38
1984-85	40	16	18	6	-	150	153	38	40	10	26	4	-	145	192	24
1985-86	40	20	18	2	-	147	123	42	40	16	20	4	-	133	153	36
1986-87	40	18	18	4	-	152	156	40	40	16	20	4	-	155	167	36
1987-88	40	22	13	5	-	160	125	49	40	14	21	5	-	140	158	33
1988-89	40	21	17	2	-	160	147	44	40	16	18	6	-	150	160	38
1989-90	40	20	11	9	-	147	119	49	40	16	20	4	-	132	148	36
1990-91	40	22	11	7	-	161	114	51	40	14	20	6	-	136	151	34
1991-92	40	28	8	4	-	170	106	60	40	22	17	1	-	151	140	45
1992-93	42	20	17	5	-	158	142	45	42	14	22	6	-	146	166	34
1993-94	42	28	8	6	-	153	111	62	42	24	16	2	-	146	120	50
1994-95	24	11	10	3	-	80	72	25	24	11	13	0	-	59	62	22
1995-96	41	22	10	9	-	150	122	53	41	19	17	5	-	122	115	43
1996-97	41	21	14	6	-	139	110	48	41	17	20	4	-	119	121	38
1997-98	41	14	18	9	-	102	103	37	41	11	21	9	-	95	128	31
1998-99	41	17	19	5	-	105	102	39	41	16	19	6	-	112	125	38
1999-00	41	15	20	5	1	109	123	36	41	14	18	7	2	109	123	37
2000-01	41	17	20	3	1	125	136	38	41	16	23	2	0	125	154	34
2001-02	41	19	19	2	1	119	129	41	41	17	19	2	3	108	129	39
2002-03	41	17	18	4	2	100	107	40	41	15	18	6	2	110	124	38
2003-04	41	13	21	3	4	108	123	33	41	14	19	4	4	98	127	36
2005-06	41	25	10	-	6	126	94	56	41	19	16	-	6	131	121	44
2006-07	41	21	15	-	5	123	105	47	41	21	15	-	5	110	106	47
2007-08	41	25	13	-	3	106	90	53	41	17	14	-	10	107	109	44
2008-09	41	26	11	-	4	114	93	56	41	17	19	-	5	96	124	39
2009-10	41	18	17	-	6	123	113	42	41	20	16	-	5	98	105	45
2010-11	41	20	17	-	4	127	101	44	41	24	16	-	1	106	97	49
2011-12	41	27	12	-	2	115	88	56	41	24	12	-	5	111	99	53
2012-13	24	16	6	-	2	77	51	34	24	10	12	-	2	53	61	22
2013-14	41	20	17	-	4	105	93	44	41	25	14	-	2	113	100	52
2014-15	41	25	11	-	5	125	99	55	41	28	11	-	2	127	93	58
2015-16	41	27	10	-	4	130	101	58	41	19	17	-	5	106	116	43
2016-17	41	21	16	-	4	129	123	46	41	27	12	-	2	127	97	56
2017-18	41	21	16	-	4	126	127	46	41	13	23	-	5	105	141	31
2018-19	41	18	14	-	9	116	117	45	41	14	22	-	5	111	155	33

THE LAST TIME...

Rangers Recorded a Shutout at Home: 11/21/18, Rangers 5, NY Islanders 0. Goaltender: Alexandar Georgiev

Rangers Recorded a Shutout on Road: 3/31/19, Rangers 3, Philadelphia 0. Goaltender: Alexandar Georgiev

Opponent Recorded a Shutout against the Rangers at MSG: 2/8/19, Rangers 0, Carolina 3. Opponent Goaltender: Petr Mrazek

Opponent Recorded a Shutout against the Rangers on Road: 3/5/19, Rangers 0, Dallas 1. Opponent Goaltender: Ben Bishop

Rangers Played a Game That Ended in a 0-0 Tie: 10/16/03 vs. Atlanta: Goaltenders: Mike Dunham (Rangers) and Pasi Nurminen (Opponent)

Rangers Played a Game That was Tied 0-0 After Overtime (Game Decided in Shootout): 12/27/17 vs. Washington (Rangers won 1-0 in shootout). Goaltenders: Ondrej Pavelec (Rangers) and Philipp Grubauer (Opponent)

Rangers Won 1-0 at Home: 12/27/17, Rangers 1, Washington 0. Rangers Goaltender: Ondrej Pavelec

Rangers Lost 1-0 at Home: 1/29/19, Rangers 0, Philadelphia 1. Opponent Goaltender: Anthony Stolarz

Rangers Won 1-0 on Road: 3/6/17, Rangers 1, Tampa Bay 0. Rangers Goaltender: Antti Raanta

Rangers Lost 1-0 on Road: 3/5/19, Rangers 0, Dallas 1. Opponent Goaltender: Ben Bishop

Rangers Had Two Consecutive Shutouts: 12/9/16 at Chicago, Rangers 1, Chicago 0. Rangers Goaltender: Antti Raanta. 12/11/16 at Madison Square Garden, Rangers 5, New Jersey 0. Rangers Goaltender: Antti Raanta.

Rangers Were Shut Out in Two Consecutive Games: 1/13/15 at Madison Square Garden, Rangers 0, NY Islanders 3. Opponent Goaltender: Jaroslav Halak. 1/15/15 at Boston, Rangers 0, Boston 3. Opponent Goaltender: Tuukka Rask.

Rangers Held Opponent Shotless in One Period: 10/15/16, third period at St. Louis. Rangers lost 3-2.

Rangers Did Not Have a Penalty in a Game: 4/9/17 vs. Pittsburgh. Rangers won 3-2. Referees: Dan O'Halloran and Francis Charron.

Rangers Scored At Least 10 Goals in a Game: 11/10/98 at Tampa Bay. Rangers won 10-2.

Opponent Scored At Least 10 Goals in a Game: 2/6/09 at Dallas. Stars won 10-2.

Rangers Scored At Least Five Goals in One Period: 10/27/14 vs. Minnesota. Rangers scored five goals in the third period and won the game, 5-4.

Opponent Scored At Least Five Goals in One Period: 3/30/18 vs. Tampa Bay. Lightning scored five goals in the third period and won the game, 7-3.

Rangers Had At Least 50 Shots On Goal in a Game: 50, 2/15/18 at NY Islanders. Rangers lost 3-0.

Opponent Had At Least 50 Shots On Goal in a Game: 56, 2/10/19 vs. Toronto. Rangers won 4-1.

Rangers Had At Least 50 Shots On Goal in Consecutive Games: 1/3/94 vs. Florida, 54, 1/5/94 vs. Calgary, 53.

Rangers Had At Least 25 Shots On Goal in a Period: 1/17/17 vs. Dallas. Rangers had 25 shots on goal in the third period and lost, 7-6.

Opponent Had At Least 25 Shots on Goal in a Period: 11/23/01 at Washington. Capitals had 27 shots on goal in the third period and won 6-2.

Four-Goal Game By a Ranger at Home: 3/6/11 vs. Philadelphia. Ryan Callahan scored three goals against Brian Boucher and one goal against Sergei Bobrovsky. Rangers won 7-0.

Four-Goal Game By a Ranger on Road: 3/29/01 at NY Islanders. Radek Dvorak scored three goals against Rick DiPietro and one into an empty net. Rangers won 6-4.

Four-Goal Game By Opponent at Home: 12/3/06 vs. NY Islanders. Viktor Kozlov scored one goal against Henrik Lundqvist and three against Kevin Weekes. Rangers lost 7-4.

Four-Goal Game By Opponent on Road: 10/8/13 at San Jose. Tomas Hertl scored one goal against Henrik Lundqvist and three goals against Martin Biron. Rangers lost 9-2.

Five-Goal Game By a Ranger at Home: 2/23/83 vs. Hartford. Mark Pavelich scored five goals against Greg Millen. Rangers won 11-3.

Five-Goal Game By a Ranger on Road: 10/12/76 at Minnesota. Don Murdoch scored five goals against Gary Smith. Rangers won 10-4.

Five-Goal Game By Opponent at Home: 4/9/93 vs. Pittsburgh. Mario Lemieux scored three goals against Corey Hirsch and two against Mike Richter. Rangers lost 10-4.

Five-Goal Game By Opponent on Road: 12/20/07 at Minnesota. Marian Gaborik scored five goals against Henrik Lundqvist. Rangers lost 6-3.

Rangers Goaltender Assisted on a Goal: 2/2/19 vs. Tampa Bay. Henrik Lundqvist assisted on a goal by Kevin Hayes in the third period. Rangers lost 3-2.

Rangers Goaltender Assisted on a Goal in Consecutive Games: 11/15/18 at NY Islanders. Alexandar Georgiev assisted on a goal by Chris Kreider. Rangers lost 7-5. 11/17/18 vs. Florida. Henrik Lundqvist assisted on a goal by Chris Kreider. Rangers won 4-2.

Rangers Had a Penalty Shot: 1/4/19 at Colorado. Jimmy Vesey had a penalty shot attempt against Philipp Grubauer. Result: Save. Rangers lost 6-1.

Opponent Had a Penalty Shot: 4/3/18 at New Jersey. Taylor Hall had a penalty shot attempt against Henrik Lundqvist. Result: Goal. Rangers lost 5-2.

Rangers Scored on a Penalty Shot: 12/9/15 at Vancouver. Dan Boyle scored against Ryan Miller. Rangers lost 2-1.

Opponent Scored on a Penalty Shot: 4/3/18 at New Jersey. Taylor Hall scored against Henrik Lundqvist. Rangers lost 5-2.

Rangers Had Two Penalty Shots in One Game: 2/16/86 vs. Detroit. Pierre Larouche and Mike Ridley each had a penalty shot attempt against Corrado Micallef. Both were denied. Rangers won 3-1.

Rangers Had A Penalty Shot in Consecutive Games: 11/19/15 at Tampa Bay. Chris Kreider was denied by Ben Bishop. Rangers lost 2-1. 11/21/15 at Florida. Chris Kreider was denied by Roberto Luongo. Rangers won 5-4.

Rangers And Opponent Each Had a Penalty Shot in One Game: 11/21/15 at Florida. Rangers' Chris Kreider was denied by Roberto Luongo. Florida's Reilly Smith was denied by Henrik Lundqvist. Rangers won 5-4.

Rangers Had Two Hat Tricks in One Game: 3/24/78 at Washington. Ron Duguay and Phil Esposito each tallied a hat trick. Rangers won 11-4.

Rangers Had Hat Tricks in Consecutive Games: 12/29/16 at Arizona. Hat Trick: Matt Puempel. Rangers won 6-3. 12/31/16 at Colorado. Hat Trick: Chris Kreider. Rangers won 6-2.

LAST SHUTOUT VS. NHL

TEAM	BY RANGERS	VS. RANGERS
Anaheim	3-0, Oct. 11, 2009 at MSG (Valiquette)	6-0, Oct. 10, 2013 at ANA (Hiller)
Arizona**	3-0, Feb. 26, 1999 at MSG (Richter)	5-0, Jan. 6, 2019 at ARI (Kuemper)
Boston	3-0, Feb. 14, 2012 at BOS (Lundqvist)	3-0, Jan. 15, 2015 at BOS (Rask)
Buffalo	2-0, Mar. 14, 2015 at BUF (Skapski)	0-1, Feb. 1, 2012 at BUF (Miller)*
Calgary	1-0, Feb. 24, 2015 at MSG (Talbot)	3-0, Dec. 7, 2008 at MSG (Kiprusoff)
Carolina	3-0, Nov. 10, 2015 at MSG (Lundqvist)	3-0, Feb. 8, 2019 at MSG (Mrazek)
Chicago	1-0, Dec. 9, 2016 at CHI (Raanta)	1-0, Mar. 18, 2015 at MSG (Darling)
Colorado***	5-0, Oct. 29, 1990 at MSG (Vanbiesbrouck)	2-0, Jan. 28, 1995 at QUE (Fiset)
Columbus	None	2-0, Nov. 17, 2017 at CBJ (Bobrovsky)
Dallas	2-0, Dec. 15, 2016 at DAL (Lundqvist/Raanta)****	1-0, Mar. 5, 2019 at DAL (Bishop)
Detroit	1-0, Jan. 22, 2017 at DET (Lundqvist)	6-0, Mar. 24, 2001 at MSG (Osgood)
Edmonton	2-0, Dec. 14, 2014 at EDM (Lundqvist)	2-0, Oct. 22, 2011 at EDM (Khabibulin)
Florida	1-0, Mar. 22, 2011 at MSG (Lundqvist)	3-0, Jan. 2, 2016 at FLA (Luongo)
Los Angeles	3-0, Mar. 25, 2017 at LAK (Raanta)	1-0, Nov. 17, 2013 at MSG (Scrivens)
Minnesota	None	None
Montreal	2-0, Oct. 8, 2017 at MSG (Lundqvist)	3-0, Oct. 15, 2015 at MTL (Price)
Nashville	3-0, Nov. 23, 2015 at MSG (Lundqvist)	3-0, Oct. 18, 2006 at MSG (Vokoun)
New Jersey	5-0, Dec. 11, 2016 at MSG (Raanta)	4-0, Oct. 19, 2013 at NJD (Schneider)
NY Islanders	5-0, Nov. 21, 2018 at MSG (Georgiev)	3-0, Feb. 15, 2018 at NYI (Halak)
Ottawa	3-0, Nov. 19, 2017 at MSG (Lundqvist)	3-0, Nov. 29, 2018 at OTT (Anderson)
Philadelphia	3-0, Mar. 31, 2019 at PHI (Georgiev)	1-0, Jan. 29, 2019 at MSG (Stolarz)
Pittsburgh	3-0, Feb. 10, 2016 at PIT (Lundqvist)	3-0, Mar. 16, 2013 at PIT (Fleury)
St. Louis	5-0, Nov. 1, 2016 at MSG (Lundqvist)	2-0, Nov. 7, 2010 at MSG (Conklin)
San Jose	4-0, Oct. 19, 2015 at MSG (Raanta)	1-0, Mar. 16, 2014 at MSG (Niemi)
Tampa Bay	1-0, Mar. 6, 2017 at TBL (Raanta)	5-0, Nov. 25, 2013 at TBL (Bishop)
Toronto	3-0, Jan. 14, 2012 at TOR (Biron)	4-0, Feb. 1, 2018 at MSG (McElhinney)
Vancouver	4-0, Oct. 18, 2011 at VAN (Lundqvist)	3-0, Jan. 3, 2008 at VAN (Luongo)
Vegas	None	None
Washington	1-0, Dec. 27, 2017 at MSG (Pavelec)	0-1, Dec. 27, 2017 at MSG (Grubauer)*
Winnipeg	0-1, Nov. 1, 2014 at MSG (Lundqvist)*	3-0, Mar. 6, 2018 at MSG (Mason)

* Score was tied 0-0 after overtime and game was decided in a shootout. Despite recording an overtime loss, the goaltender also recorded a shutout.

** Includes results against the Phoenix Coyotes prior to the 2014-15 season

*** Includes results against the Quebec Nordiques prior to the 1995-96 season

**** First and only combined shutout between two Rangers goaltenders in franchise history

OVERTIME RECORD YEAR-BY-YEAR

YEAR	OVERTIME RECORD
1926-27	3-4-6
1927-28	0-0-9
1928-29	2-0-10
1929-30	2-1-10
1930-31	1-2-9
1931-32	4-2-8
1932-33	1-0-8
1933-34	1-2-8
1934-35	2-0-6
1935-36	4-0-12
1936-37	4-2-9
1937-38	1-1-6
1938-39	1-2-6
1939-40	0-2-10
1940-41	0-5-8
1941-42	5-1-2
1942-43	2-0-0
1983-84	5-3-9
1984-85	2-5-10
1985-86	0-7-6
1986-87	5-6-8
1987-88	0-1-10
1988-89	1-1-8
1989-90	2-2-13
1990-91	1-2-13
1991-92	5-1-5
1992-93	2-4-11
1993-94	3-1-8
1994-95	0-0-3
1995-96	2-1-14
1996-97	3-0-10

OVERTIME RECORD YEAR-BY-YEAR

YEAR	OVERTIME RECORD
1997-98	2-4-18
1998-99	5-3-11
1999-00	6-3-12
2000-01	5-1-5
2001-02	5-4-4
2002-03	6-4-10
2003-04	3-8-7
2005-06	11-12
2006-07	12-10
2007-08	12-13
2008-09	13-9
2009-10	4-11
2010-11	12-5
2011-12	12-7
2012-13	8-4
2013-14	6-6
2014-15	10-7
2015-16	7-9
2016-17	8-6
2017-18	10-9
2018-19	9-14

ALL-TIME OT RECORD

230-207-322

Note - Record includes wins/losses in a shootout since 2005-06

OVERTIME RULE CHANGES

Regular Season Overtime Rule in 1926-27 (Rangers' first year in the NHL): Two, 10-minute overtime periods (sudden death) – game ended in a tie if neither team scored

1927-28: 10-minute overtime (sudden death) – game ended in a tie if neither team scored

1928-29: 10-minute overtime without sudden death – game ended in a tie if the score remained tied after the 10-minute overtime period

November 21, 1942: Due to wartime restrictions on train scheduling, overtime was discontinued

1983-84: 5-minute overtime (sudden death) – game ended in a tie if neither team scored

1999-00: Teams play 4-on-4 in overtime – game ended in a tie if neither team scored; if a team scored in overtime to win the game, the team that lost earned one point

2005-06: Games tied at the end of sudden death 5-minute overtime were decided in a shootout

2015-16: Teams play 3-on-3 in overtime

GOALS SCORED IN OVERTIME (SINCE 1983-84)

DATE	OPPONENT	FINAL SCORE	GOAL SCORER	TIME
1983-84 (5-3-9)				
10/23/83	NYI	6-5	Sundstrom	1:13
10/30/83	EDM	4-5	Hughes	1:18
11/20/83	QUE	6-5	Andersson	0:08
11/26/83	at HFD	3-4	Stoughton	4:52
1/4/84	NJD	4-3	Ruotsalainen	4:47
2/19/84	PHI	2-3	Kerr	1:33
2/26/84	PIT	4-3	Osborne	2:18
3/9/84	at WIN	6-5	Osborne	0:43
1984-85 (2-5-10)				
11/9/84	NYI	5-4	Ruotsalainen	0:57
11/25/84	QUE	2-3	Hunter	3:36
12/7/84	PIT	3-4	Hillier	1:35
1/6/85	NJD	5-4	Sandstrom	1:14
1/9/85	at WIN	5-6	Hawerchuk	3:50
2/21/85	HFD	3-4	Cote	3:45
3/11/85	CHI	3-4	B. Wilson	1:36
1985-86 (0-7-6)				
10/13/85	NJD	2-3	Preston	3:41
11/2/85	at NJD	5-6	Bridgman	0:50
11/9/85	at MNS	3-4	Bjugstad	2:04
11/11/85	CHI	4-5	B. Murray	0:53
11/17/85	EDM	2-3	Napier	2:06
11/24/85	NYI	3-4	Gilbert	1:57
4/6/86	PIT	4-5	Lemieux	0:25
1986-87 (5-6-8)				
10/11/86	at PIT	5-6	Bodger	0:50
10/13/86	WSH	6-7	Gartner	3:20
10/22/86	LAK	5-4	Osborne	4:34
11/2/86	WIN	4-5	MacLean	3:23
11/5/86	at DET	4-5	Shedden	2:21
11/12/86	BUF	2-1	Poddubny	2:01
11/19/86	at EDM	4-5	Anderson	1:05
12/21/86	HFD	3-4	Dineen	2:57
12/31/86	NYI	4-3	Sandstrom	4:37
2/7/87	at WSH	5-4	Sandstrom	4:20
3/14/87	at PIT	3-2	Sandstrom	1:05
1987-88 (0-1-10)				
11/14/87	at PIT	2-3	Mantha	2:04
1988-89 (1-1-8)				
1/21/89	at VAN	5-4	Kisio	1:59
2/1/89	WSH	3-4	Ridley	1:51
1989-90 (2-2-13)				
11/17/89	at NJD	4-5	Muller	3:37
1/14/90	PHI	4-3	Leetch	1:16
2/14/90	PIT	3-4	Loney	3:33
2/19/90	NJD	4-3	Mullen	4:47
1990-91 (1-2-13)				
11/5/90	BOS	2-3	B. Sweeney	3:30
1/5/91	at STL	3-2	Nicholls	3:12
3/21/91	at PIT	4-5	Stevens	0:13
1991-92 (5-1-5)				
10/5/91	at MTL	2-1	Nemchinov	1:42
10/7/91	BOS	2-1	Gartner	0:31
11/29/91	at BUF	5-4	Messier	0:43
12/6/91	at DET	5-6	Fedyk	4:23
12/16/91	SJS	4-3	Leetch	0:23
2/23/92	PHI	2-1	Amonte	4:21

GOALS SCORED IN OVERTIME (SINCE 1983-84)

DATE	OPPONENT	FINAL SCORE	GOAL SCORER	TIME
1992-93 (2-4-11)				
10/24/92	at OTT	3-2	Bourque	4:49
11/2/92	BUF	7-6	Turcotte	0:58
12/23/92	NJD	4-5	Richer	1:33
12/29/92	at WSH	3-4	Pivonka	1:28
3/17/93	EDM	3-4	MacTavish	0:32
4/2/93	NYI	2-3	Turgeon	3:41
1993-94 (3-1-8)				
1/27/94	at LAK	5-4	Messier	4:58
2/9/94	at MTL	3-4	Desjardins	1:27
2/12/94	at OTT	4-3	Gartner	2:37
2/21/94	PIT	4-3	Amonte	0:08
1994-95 (0-0-3)				
-				
1995-96 (2-1-14)				
12/8/95	DET	2-1	Verbeek	0:27
2/17/96	at OTT	2-1	Messier	2:31
2/18/96	at PIT	3-4	Lemieux	2:17
1996-97 (3-0-10)				
12/21/96	at MTL	3-2	Robitaille	0:42
3/3/97	SJS	5-4	Sundstrom	1:24
3/14/97	at OTT	4-3	Sundstrom	1:24
1997-98 (2-4-18)				
11/22/97	at PIT	3-4	Jagr	0:25
12/2/97	WSH	2-3	Juneau	3:45
3/18/98	MTL	2-1	Stevens	4:41
3/22/98	at PHI	4-5	Podein	4:39
3/25/98	OTT	2-3	Yashin	3:11
4/5/98	at CHI	2-1	Goneau	1:24
1998-99 (5-3-11)				
12/1/98	FLA	5-4	Graves	2:10
1/13/99	NYI	4-3	Graves	3:08
1/28/99	at CAR	2-3	Roberts	3:18
2/21/99	at EDM	2-1	Lacroix	0:45
3/8/99	TOR	3-2	Nedved	4:46
3/14/99	at NYI	3-2	Graves	4:05
3/19/99	BUF	2-3	Satan	1:18
4/18/99	PIT	1-2	Jagr	1:22
1999-00 (6-3-12)				
11/11/99	at WSH	5-4	Taylor	1:04
11/20/99	at TOR	3-4	Korolev	1:16
12/6/99	CGY	3-2	Taylor	0:32
12/8/99	EDM	2-1	Graves	3:15
12/17/99	WSH	2-3	Johansson	0:31
12/19/99	TBL	5-4	Fleury	0:45
12/29/99	at DAL	3-4	Langenbrunner	3:17
1/5/00	TOR	3-2	Graves	4:26
3/8/00	at ANA	4-3	Leetch	0:29
2000-01 (5-1-5)				
11/18/00	at CGY	5-4	Kamensky	2:44
11/22/00	at NYI	4-3	Fleury	4:25
12/23/00	NSH	2-3	Legwand	3:17
1/16/01	PHI	4-3	Fleury	2:46
1/18/01	TOR	2-1	Leetch	4:33
4/5/01	at TBL	4-3	Malhotra	3:23

GOALS SCORED IN OVERTIME (SINCE 1983-84)

DATE	OPPONENT	FINAL SCORE	GOAL SCORER	TIME
2001-02 (5-4-4)				
10/7/01	BUF	5-4	Leetch	2:45
10/17/01	NJD	4-3	Fleury	1:20
10/27/01	at BOS	2-1	Fleury	4:35
11/11/01	MTL	3-2	Lindros	0:56
11/17/01	at PIT	0-1	Hrdina	4:41
12/10/01	CAR	3-4	Francis	2:36
1/3/02	at COL	2-3	Blake	1:41
3/5/02	at MIN	3-2	Leetch	3:44
3/9/02	at PIT	2-3	Hrdina	0:37
2002-03 (6-4-10)				
10/28/02	PHX	3-2	Nedved	2:20
11/7/02	CGY	1-0	Leetch	0:51
11/19/02	ANA	3-2	Bure	0:57
12/5/02	at PHI	2-3	Handzus	4:23
12/16/02	SJS	2-1	Nedved	2:25
12/28/02	at FLA	2-1	Kasparaitis	0:56
1/15/03	at WSH	2-1	Bouchard	1:58
1/30/03	COL	3-4	de Vries	2:29
3/13/03	at OTT	2-3	Redden	1:34
3/31/03	ATL	3-4	Tremblay	2:40
2003-04 (3-8-7)				
11/2/03	COL	2-3	Skrastins	1:14
11/8/03	PHI	1-2	Ragnarsson	1:01
12/26/03	TOR	5-6	Sundin	3:35
12/29/03	at PHX	3-2	Poti	1:00
12/30/03	at LAK	3-2	Poti	0:39
1/11/04	TBL	1-2	Cullimore	2:03
2/28/04	at NSH	1-2	Hutchinson	3:50
3/13/04	at FLA	2-3	Jokinen	2:54
3/18/04	at WSH	3-4	Miller	1:18
3/21/04	at PIT	3-4	Morozov	4:52
4/3/04	at WSH	3-2	Holik	1:08
2005-06 (11-12; 4-8 in five-minute OT period)				
10/6/05	MTL	3-4	Ryder	2:10
10/8/05	at NJD	2-3	Rafalski	3:17
12/7/05	at CHI	1-2	Arnason	1:20
12/10/05	at STL	5-4	Rucinsky	1:37
12/31/05	at PIT	3-4	Crosby	3:31
1/3/06	TBL	0-1	Prospal	3:47
1/5/06	PHI	3-4	Gagne	0:07
1/12/06	EDM	5-4	Jagr	0:14
1/30/06	PHI	2-3	Pitkanen	1:28
2/4/06	at PHI	4-3	Jagr	1:24
3/12/06	ATL	2-3	Savard	2:45
4/8/06	at BOS	4-3	Nylander	0:40
2006-07 (12-10; 3-5 in five-minute OT period)				
11/1/06	at ANA	4-3	Jagr	3:09
11/5/06	BUF	3-4	Briere	3:57
11/25/06	at PIT	2-1	Straka	4:57
11/26/06	BUF	2-3	Drury	1:36
11/28/06	ATL	4-5	Holik	2:55
3/10/07	at PIT	2-3	Armstrong	1:19
3/16/07	at ATL	1-2	Zhitnik	2:18
3/25/07	at NYI	2-1	Nylander	4:11

GOALS SCORED IN OVERTIME (SINCE 1983-84)

DATE	OPPONENT	FINAL SCORE	GOAL SCORER	TIME
2007-08 (12-13; 4-4 in five-minute OT period)				
11/17/07	at PIT	4-3	Strudwick	1:40
12/9/07	NJD	1-0	Shanahan	0:30
12/12/07	at WSH	4-5	Green	3:41
12/21/07	at COL	3-4	Wolski	1:16
12/30/07	MTL	4-3	Shanahan	1:06
2/10/08	at WSH	2-3	Green	0:23
3/25/08	PHI	1-2	Richards	2:16
3/31/08	PIT	2-1	Drury	1:46
2008-09 (13-9; 3-3 in five-minute OT period)				
10/18/08	at DET	4-5	Hossa	0:23
12/10/08	at ATL	3-2	Gomez	0:18
12/17/08	at LAK	3-2	Rozsival	3:41
12/23/08	WSH	4-5	Morrisonn	0:59
1/16/09	at CHI	3-2	Drury	2:23
2/22/09	TOR	2-3	Hagman	3:00
2009-10 (4-11; 1-7 in five-minute OT period)				
10/24/09	at MTL	4-5	Cammalleri	2:42
12/9/09	at CHI	1-2	Byfuglien	3:43
12/26/09	NYI	2-3	Okposo	4:13
1/2/10	CAR	1-2	Whitney	3:45
2/12/10	at PIT	3-2	Jokinen	1:02
3/4/10	PIT	4-5	Malkin	3:42
3/7/10	BUF	1-2	Kaleta	2:22
3/27/10	at TOR	2-3	Kulemin	0:39
2010-11 (12-5; 3-2 in five-minute OT period)				
10/15/10	TOR	3-4	Kessel	3:08
11/11/10	BUF	3-2	Anisimov	1:32
11/15/10	at PIT	3-2	Callahan	3:38
1/1/11	at TBL	1-2	Thompson	0:19
1/5/11	CAR	2-1	Zuccarello	3:09
2011-12 (12-7; 8-2 in five-minute OT period)				
10/7/11	at LAK	2-3	Johnson	4:08
10/20/11	at CGY	3-2	McDonagh	4:58
1/5/12	FLA	3-2	Gaborik	3:29
1/21/12	at BOS	3-2	Gaborik	4:56
2/9/12	TBL	4-3	Richards	2:37
2/19/12	CBJ	3-2	Stepan	0:22
2/25/12	BUF	3-2	Callahan	2:59
3/2/12	at TBL	3-4	Malone	1:58
3/11/12	NYI	4-3	Gaborik	4:54
3/21/12	DET	2-1	Callahan	2:42
2012-13 (8-4; 4-0 in five-minute OT period)				
1/23/13	BOS	4-3	Gaborik	0:27
3/7/13	at NYI	2-1	Gaborik	0:42
4/13/13	at NYI	1-0	Girardi	3:11
4/25/13	at CAR	4-3	Callahan	2:55
2013-14 (6-6; 2-3 in five-minute OT period)				
10/26/13	at DET	3-2	Brassard	4:47
12/7/13	NJD	3-4	Gelinas	1:15
3/5/14	TOR	2-3	Bozak	1:51
3/24/14	PHX	4-3	McDonagh	1:56
4/12/14	at MTL	0-1	Gionta	2:04

GOALS SCORED IN OVERTIME (SINCE 1983-84)

DATE	OPPONENT	FINAL SCORE	GOAL SCORER	TIME
2014-15 (10-7; 6-2 in five-minute OT period)				
10/21/14	at NJD	4-3	Klein	2:42
11/5/14	DET	4-3	Brassard	1:50
12/8/14	PIT	4-3	Klein	3:45
1/20/15	OTT	3-2	Hagelin	2:55
2/8/15	DAL	2-3	Hemsky	1:02
3/4/15	at DET	1-2	Zidlicky	1:09
3/8/15	at CHI	1-0	Brassard	0:32
4/6/15	CBJ	4-3	Stepan	4:10
2015-16 (7-9; 4-7 in five-minute OT period)				
10/18/15	NJD	1-2	Stempniak	3:07
11/21/15	at FLA	5-4	Nash	2:01
12/12/15	at CGY	4-5	Brodie	2:09
12/22/15	ANA	3-2	Zuccarello	2:37
1/9/16	WSH	3-4	Ovechkin	1:25
1/19/16	VAN	3-2	Miller	3:54
2/12/16	LAK	4-5	Pearson	3:10
2/21/16	DET	1-0	Klein	1:59
3/12/16	at DET	2-3	Helm	3:03
3/17/16	at LAK	3-4	Kopitar	1:34
3/27/16	PIT	2-3	Crosby	4:30
2016-17 (8-9; 5-2 in five-minute OT period)				
12/9/16	at CHI	1-0	Holden	0:55
1/22/17	at DET	1-0	Miller	1:56
2/2/17	at BUF	2-1	Kreider	3:56
2/25/17	at NJD	4-3	Zibanejad	1:16
3/6/17	at TBL	1-0	Zibanejad	3:56
3/21/17	at NJD	2-3	Blandisi	4:05
3/28/17	at SJS	4-5	Burns	3:10

GOALS SCORED IN OVERTIME (SINCE 1983-84)

DATE	OPPONENT	FINAL SCORE	GOAL SCORER	TIME
2017-18 (10-9; 7-4 in five-minute OT period)				
10/17/17	PIT	4-5	Malkin	0:58
11/2/17	at TBL	2-1	Miller	1:19
11/4/17	at FLA	5-4	Shattenkirk	1:08
11/24/17	DET	2-1	Zuccarello	0:37
12/16/17	at BOS	3-2	Zuccarello	1:56
1/1/18	at BUF	3-2	Miller	2:43
2/25/18	DET	2-3	Daley	4:54
2/28/18	at VAN	6-5	Gilmour	1:22
3/14/18	PIT	4-3	Zibanejad	2:53
3/17/18	at STL	3-4	Schenn	1:02
3/28/18	at WSH	2-3	Kuznetsov	0:38
2018-19 (9-14; 3-9 in five-minute OT period)				
10/11/18	SJS	3-2	Skjei	0:37
10/17/18	at WSH	3-4	Niskanen	2:18
11/9/18	at DET	2-3	Larkin	4:54
12/14/18	ARI	3-4	Stepan	4:28
12/16/18	VGK	3-4	Tuch	2:11
12/27/18	CBJ	3-4	Dubois	0:31
2/4/19	LAK	3-4	Toffoli	0:25
2/24/19	at WSH	5-6	Kuznetsov	4:20
2/27/19	TBL	3-4	Hedman	3:25
3/11/19	at EDM	2-3	Draisaitl	0:35
3/23/19	at TOR	2-1	Strome	1:48
4/6/19	at PIT	4-3	Strome	2:09

ALL-TIME LEADERS IN OVERTIME GOALS (SINCE 1983-84)

PLAYER	OT GOALS
Brian Leetch	7
Theo Fleury	5
Marian Gaborik	5
Adam Graves	5
Ryan Callahan	4
J.T. Miller	4
Tomas Sandstrom	4
Mats Zuccarello	4
Derick Brassard	3
Jaromir Jagr	3
Kevin Klein	3
Mark Messier	3
Petr Nedved	3
Mark Osborne	3
Mika Zibanejad	3

SINGLE-SEASON LEADERS IN OVERTIME GOALS (SINCE 1983-84)

PLAYER	SEASON	OT GOALS
Tomas Sandstrom	1986-87	3
Adam Graves	1998-99	3
Marian Gaborik	2011-12	3
Mark Osborne	1983-84	2
Niklas Sundstrom	1996-97	2
Tim Taylor	1999-00	2
Adam Graves	1999-00	2
Theo Fleury	2000-01	2
Theo Fleury	2001-02	2
Brian Leetch	2001-02	2
Petr Nedved	2002-03	2
Tom Poti	2003-04	2
Jaromir Jagr	2005-06	2
Brendan Shanahan	2007-08	2
Ryan Callahan	2011-12	2
Marian Gaborik	2012-13	2
Kevin Klein	2014-15	2
Derick Brassard	2014-15	2
Mika Zibanejad	2016-17	2
Mats Zuccarello	2017-18	2
J.T. Miller	2017-18	2
Ryan Strome	2018-19	2

FASTEST GOALS SCORED FROM THE START OF OVERTIME (SINCE 1983-84)

DATE	OPPONENT	FINAL SCORE	GOAL SCORER	TIME
11/20/83	QUE	6-5	Andersson	0:08
2/21/94	PIT	4-3	Amonte	0:08
1/12/06	EDM	5-4	Jagr	0:14
12/10/08	at ATL	3-2	Gomez	0:18
2/19/12	CBJ	3-2	Stepan	0:22
12/16/91	SJS	4-3	Leetch	0:23
1/23/13	BOS	4-3	Gaborik	0:27
12/8/95	DET	2-1	Verbeek	0:27
3/8/00	at ANA	4-3	Leetch	0:29
12/9/07	NJD	1-0	Shanahan	0:30

LATEST GOALS SCORED IN OVERTIME (SINCE 1983-84)

DATE	OPPONENT	FINAL SCORE	GOAL SCORER	TIME ELAPSED	TIME ON CLOCK
1/27/94	at LAK	5-4	Messier	4:58	:01.5
10/20/11	at CGY	3-2	McDonagh	4:58	:01.8
11/25/06	at PIT	2-1	Straka	4:57	:02.2
1/21/12	at BOS	3-2	Gaborik	4:56	:03.6
3/11/12	NYI	4-3	Gaborik	4:54	:05.8
10/24/92	at OTT	3-2	Bourque	4:49	:11.6
10/26/13	at DET	3-2	Brassard	4:47	:12.9
1/4/84	NJD	4-3	Ruotsalainen	4:47	:13.0
2/19/90	NJD	4-3	Mullen	4:47	:13.0
3/8/99	TOR	3-2	Nedved	4:46	:13.7

PLAYERS WHO HAVE SCORED AN OVERTIME GOAL FOR THE RANGERS AND AGAINST THE RANGERS (SINCE 1983-84)

PLAYER	OT GOALS FOR THE RANGERS AND AGAINST THE RANGERS
Chris Drury	2 with the Rangers, 1 against the Rangers (with BUF)
Mike Gartner	2 with the Rangers, 1 against the Rangers (with WSH)
Bobby Holik	1 with the Rangers, 1 against the Rangers (with ATL)
Jaromir Jagr	3 with the Rangers, 2 against the Rangers (with PIT)
Olli Jokinen	1 with the Rangers, 1 against the Rangers (with FLA)
Derek Stepan	2 with the Rangers, 1 against the Rangers (with ARI)
Kevin Stevens	1 with the Rangers, 1 against the Rangers (with PIT)

ALL-TIME SHOOTOUTS

DATE	OPP.	GAME SCORE	SHOOTOUT SCORE	ROUNDS	NYR GOALIE	OPP. GOALIE	GDG (RD)	NYR GOALS
2005-06 (7-4)								
10/19/05	NYI	2-3	0-1	3	Lundqvist	DiPietro	Satan (2)	-
11/5/05	NJD	3-2	2-1	4	Weekes	Clemmenssen	Prucha (4)	Nylander, Prucha
11/9/05	at FLA	4-3	1-0	4	Lundqvist	Luongo	Prucha (4)	Prucha
11/22/05	at BUF	3-2	3-2	3	Weekes	Noronen/Biron	Jagr (3)	Straka, Nylander, Jagr
11/26/05	WSH	3-2	4-3	15	Lundqvist	Kolzig	Malik (15)	Nylander, Nieminen, Strudwick, Malik
1/21/06	at BOS	3-2	2-1	6	Lundqvist	Thomas	Sykora (6)	Jagr, Sykora
3/8/06	at ATL	2-3	2-3	4	Lundqvist	Lehtonen	Hossa (4)	Nylander, Sykora
3/24/06	at FLA	2-3	1-2	3	Weekes	Luongo	Jokinen (3)	Sykora
3/25/06	at TBL	3-4	0-1	3	Lundqvist	Grahame	Richards (2)	-
3/27/06	BUF	5-4	1-0	3	Lundqvist	Miller	Sykora (1)	Sykora
4/4/06	PHI	3-2	2-1	3	Weekes	Esche	Sykora (2)	Nylander, Sykora
2006-07 (9-5)								
10/7/06	at PHI	5-4	1-0	13	Lundqvist	Niittymaki	Hossa (13)	Hossa
10/21/06	at TOR	5-4	1-0	3	Lundqvist	Raycroft	Shanahan (3)	Shanahan
11/8/06	at FLA	4-3	1-0	3	Lundqvist	Belfour	Nylander (1)	Nylander
12/1/06	at BUF	3-4	0-1	3	Weekes	Miller	Briere (1)	-
12/7/06	PIT	3-2	1-0	3	Lundqvist	Fleury	Shanahan (1)	Shanahan
1/2/07	at NJD	3-2	4-3	8	Lundqvist	Brodeur	Hossa (8)	Nylander, Shanahan, Cullen, Hossa
2/6/07	at NJD	2-3	0-1	3	Lundqvist	Brodeur	Gionta (1)	-
2/22/07	NJD	2-3	1-2	4	Lundqvist	Brodeur	Langenbrunner (4)	Nylander
3/1/07	PIT	3-4	0-1	3	Lundqvist	Fleury	Crosby (3)	-
3/3/07	STL	3-2	3-2	4	Valiquette	Sanford	Hossa (4)	Nylander, Jagr, Hossa
3/5/07	NYI	2-1	1-0	3	Lundqvist	DiPietro	Cullen (2)	Cullen
3/11/07	CAR	2-1	2-0	3	Lundqvist	Grahame	Cullen (2)	Cullen, Jagr
3/24/07	at BOS	2-1	2-1	3	Lundqvist	MacDonald	Jagr (3)	Nylander, Jagr
4/3/07	at NYI	2-3	0-1	3	Lundqvist	Dubielewicz	Satan (1)	-
2007-08 (8-9)								
10/20/07	at BOS	0-1	0-1	3	Lundqvist	Fernandez	Kessel (3)	-
11/3/07	NJD	2-1	1-0	3	Lundqvist	Brodeur	Prucha (2)	Prucha
11/10/07	at TOR	3-2	2-0	2	Valiquette	Toskala	Shanahan (1)	Shanahan, Hossa
11/15/07	at PHI	4-3	1-0	3	Lundqvist	Biron	Shanahan (2)	Shanahan
11/23/07	at FLA	2-3	0-1	5	Valiquette	Vokoun	Jokinen (5)	-
1/5/08	at EDM	2-3	0-1	3	Lundqvist	Garon	Gagner (1)	-
1/19/08	at BOS	3-4	0-2	3	Lundqvist	Thomas	Kessel (2)	-
1/24/08	ATL	2-1	1-0	3	Lundqvist	Hedberg	Shanahan (1)	Shanahan
2/19/08	at MTL	5-6	0-1	3	Lundqvist	Huet	Koivu (2)	-
3/2/08	PHI	5-4	2-0	2	Valiquette	Biron	Shanahan (1)	Shanahan, Dawes
3/4/08	NYI	3-4	1-2	6	Lundqvist	Dubielewicz	Tambellini (6)	Dawes
3/9/08	BOS	1-0	1-0	3	Lundqvist	Auld	Dawes (2)	Dawes
3/10/08	at BUF	3-2	2-1	3	Lundqvist	Miller	Gomez (3)	Shanahan, Gomez
3/19/08	at NJD	2-1	1-0	3	Lundqvist	Brodeur	Dawes (2)	Dawes
3/21/08	at PHI	3-4	0-2	2	Valiquette	Biron	Richards (1)	-
4/4/08	NYI	3-4	2-3	4	Lundqvist	Dubielewicz	Park (4)	Dawes, Sjostrom
4/6/08	at NJD	2-3	1-2	4	Lundqvist	Brodeur	Elias (4)	Gomez
2008-09 (10-6)								
10/17/08	TOR	1-0	2-1	3	Valiquette	Toskala	Sjostrom (3)	Zherdev, Sjostrom
10/25/08	PIT	3-2	1-0	3	Lundqvist	Fleury	Sjostrom (3)	Sjostrom
11/10/08	EDM	2-3	0-1	3	Lundqvist	Drouin-Deslauriers	Hemsky (2)	-
11/15/08	BOS	3-2	1-0	4	Lundqvist	Thomas	Drury (4)	Drury
11/17/08	OTT	2-1	1-0	3	Lundqvist	Auld	Zherdev (1)	Zherdev
11/26/08	at TBL	3-2	2-0	2	Lundqvist	Smith	Naslund (1)	Naslund, Zherdev
11/28/08	at FLA	4-3	2-1	3	Lundqvist	Anderson	Zherdev (2)	Naslund, Zherdev
12/3/08	PIT	3-2	3-1	3	Lundqvist	Sabourin	Zherdev (2)	Naslund, Zherdev, Sjostrom
12/13/08	CAR	3-2	1-0	5	Lundqvist	Ward	Drury (5)	Drury
1/9/09	at BUF	1-2	0-1	3	Valiquette	Miller	Kotalik (1)	-
2/3/09	ATL	1-2	1-2	3	Lundqvist	Lehtonen	Kozlov (2)	Naslund
2/11/09	WSH	5-4	2-1	4	Lundqvist	Theodore	Callahan (4)	Dawes, Callahan
2/13/09	at FLA	1-2	0-1	4	Lundqvist	Vokoun	Zednik (4)	-
2/25/09	at TOR	1-2	0-1	3	Lundqvist	Toskala	Kulemin (1)	-
3/17/09	at MTL	4-3	3-2	3	Lundqvist	Price	Drury (3)	Naslund, Antropov, Drury
3/26/09	at ATL	4-5	0-1	6	Valiquette	Hedberg	White (6)	-

ALL-TIME SHOOTOUTS

DATE	OPP.	GAME SCORE	SHOOTOUT SCORE	ROUNDS	NYR GOALIE	OPP. GOALIE	GDG (RD)	NYR GOALS
2009-10 (3-4)								
11/14/09	at OTT	2-1	3-2	7	Lundqvist	Elliott	Parenteau (7)	Kotalik, Prospal, Parenteau
11/25/09	at FLA	2-1	1-0	3	Lundqvist	Vokoun	Parenteau (2)	Parenteau
12/14/09	ATL	2-3	0-2	2	Lundqvist	Hedberg	Kovalchuk (1)	-
1/7/10	at ATL	1-2	1-2	5	Johnson	Hedberg	Little (5)	Gaborik
1/12/10	NJD	0-1	0-1	4	Lundqvist	Brodeur	Elias (4)	-
3/25/10	at NJD	4-3	1-0	3	Lundqvist	Brodeur	Christensen (1)	Christensen
4/11/10	at PHI	1-2	1-2	3	Lundqvist	Boucher	Giroux (3)	Parenteau
2010-11 (9-3)								
11/27/10	at NSH	2-1	1-0	3	Lundqvist	Rinne	Christensen (1)	Christensen
12/16/10	PHX	4-3	1-0	3	Biron	LaBarbera	Christensen (1)	Christensen
12/23/10	TBL	3-4	2-3	11	Lundqvist	Ellis	Malone (11)	Christensen, Zuccarello
1/7/11	at DAL	3-2	1-0	3	Lundqvist	Lehtonen	Zuccarello (2)	Zuccarello
1/22/11	at ATL	3-2	1-0	3	Lundqvist	Pavelec	Zuccarello (2)	Zuccarello
1/24/11	at WSH	2-1	3-2	4	Biron	Holtby	Anisimov (4)	Wolski, Zuccarello, Anisimov
2/1/11	PIT	3-4	0-1	7	Lundqvist	Fleury	Jeffrey (7)	-
2/17/11	LAK	4-3	2-1	3	Lundqvist	Bernier	Zuccarello (2)	Christensen, Zuccarello
2/22/11	at CAR	4-3	1-0	3	Lundqvist	Ward	Wolski (3)	Wolski
3/12/11	at SJS	3-2	2-1	6	Lundqvist	Niemi	Dubinsky (6)	Wolski, Dubinsky
3/24/11	OTT	1-2	0-1	5	Lundqvist	Anderson	Karlsson (5)	-
4/3/11	at PHI	3-2	2-0	2	Lundqvist	Bobrovsky	Christensen (1)	Christensen, Wolski
2011-12 (4-5)								
10/8/11	at ANA	1-2	0-1	4	Lundqvist	Hiller	Ryan (4)	-
10/29/11	OTT	4-5	0-1	3	Lundqvist	Anderson	Michalek (1)	-
11/3/11	ANA	2-1	2-1	3	Lundqvist	Hiller	Gaborik (3)	Christensen, Gaborik
12/8/11	TBL	2-3	0-1	3	Lundqvist	Garon	Moore (2)	-
1/10/12	PHX	2-1	2-1	6	Lundqvist	Smith	Stapan (6)	Gaborik, Stapan
1/31/12	at NJD	3-4	0-1	3	Biron	Brodeur	Kovalchuk (1)	-
2/1/12	at BUF	1-0	2-1	5	Lundqvist	Miller	Callahan (5)	Gaborik, Callahan
2/24/12	at NYI	3-4	1-2	4	Biron	Nabokov	Moulson (4)	Gaborik
3/24/12	at TOR	4-3	2-1	3	Lundqvist	Gustavsson	Callahan (3)	Richards, Callahan
2012-13 (4-4)								
2/12/13	at BOS	4-3	2-1	4	Lundqvist	Rask	Callahan (4)	Nash, Callahan
2/14/13	NYI	3-4	0-2	2	Biron	Nabokov	Nielsen (1)	-
2/21/13	at OTT	2-3	1-2	7	Lundqvist	Bishop	Daugavins (7)	Callahan
3/3/13	BUF	3-2	2-0	2	Lundqvist	Miller	Nash (1)	Nash, Callahan
3/18/13	CAR	2-1	2-0	3	Lundqvist	Ellis	Nash (1)	Nash, Miller
3/24/13	WSH	2-3	1-2	4	Lundqvist	Holtby	Backstrom (4)	Stapan
4/5/13	at PIT	1-2	0-1	3	Lundqvist	Fleury	Jokinen (1)	-
4/10/13	TOR	3-2	1-0	3	Lundqvist	Reimer	Zuccarello (2)	Zuccarello
2013-14 (4-3)								
12/15/13	CGY	4-3	4-3	7	Lundqvist	Ramo	Pouliot (7)	Zuccarello, Richards, D. Moore, Pouliot
12/18/13	PIT	3-4	0-1	5	Lundqvist	Fleury	Sutter (5)	-
12/23/13	TOR	2-1	2-1	3	Talbot	Bernier	Stapan (2)	Zuccarello, Stapan
12/31/13	at FLA	2-1	1-0	3	Lundqvist	Thomas	Richards (3)	Richards
1/6/14	CBJ	3-4	0-2	2	Lundqvist	Bobrovsky	Letestu (1)	-
2/7/14	at PIT	4-3	2-1	3	Lundqvist	Fleury	Richards (3)	Zuccarello, Richards
4/3/14	at COL	2-3	0-1	3	Lundqvist	Varlamov	Barrie (1)	-
2014-15 (4-5)								
10/16/14	CAR	2-1	1-0	3	Lundqvist	Khudobin	Nash (3)	Nash
11/1/14	WPG	0-1	1-2	4	Lundqvist	Pavelec	Kane (4)	Zuccarello
11/3/14	STL	3-4	1-2	3	Talbot	Elliott	Tarasenko (3)	Stempniak
11/13/14	COL	3-4	1-2	3	Lundqvist	Varlamov	Tanguay (3)	Stapan
11/15/14	at PIT	2-3	1-2	4	Lundqvist	Fleury	Sutter (4)	Stapan
12/20/14	at CAR	3-2	1-0	3	Lundqvist	Ward	Zuccarello (1)	Zuccarello
2/19/15	VAN	4-5	0-2	2	Talbot	Miller	Burrows (1)	-
2/22/15	CBJ	4-3	2-1	3	Talbot	McElhinney	Nash (3)	St. Louis, Nash
3/21/15	at CAR	3-2	1-0	3	Talbot	Khudobin	Zuccarello (2)	Zuccarello

ALL-TIME SHOOTOUTS

DATE	OPP.	GAME SCORE	SHOOTOUT SCORE	ROUNDS	NYR GOALIE	OPP. GOALIE	GDG (RD)	NYR GOALS
2015-16 (3-2)								
10/24/15	at PHI	2-3	1-2	3	Lundqvist	Mason	Giroux (2)	Stepan
11/14/15	at OTT	2-1	2-1	3	Lundqvist	Anderson	Boyle (3)	Zuccarello, Boyle
12/2/15	at NYI	1-2	0-1	3	Lundqvist	Halak	Okposo (1)	-
1/16/16	at PHI	3-2	1-0	3	Lundqvist	Mason	Zuccarello (1)	Zuccarello
2/6/16	at PHI	3-2	2-0	2	Lundqvist	Mason	Zuccarello (1)	Zuccarello, Stepan
2016-17 (3-4)								
11/20/16	FLA	2-3	0-2	2	Lundqvist	Reimer	Trocheck (1)	-
12/17/16	at NSH	2-1	2-0	2	Lundqvist	Saros	Vesey (1)	Vesey, Zuccarello
12/18/16	NJD	3-2	2-1	4	Lundqvist	Schneider	Hayes (4)	Zuccarello, Hayes
2/21/17	MTL	2-3	1-2	5	Lundqvist	Price	Byron (5)	Zuccarello
2/23/17	at TOR	2-1	2-1	3	Lundqvist	Andersen	Zibanejad (2)	Zuccarello, Zibanejad
3/17/17	FLA	3-4	0-1	3	Raanta	Reimer	Barkov (2)	-
3/31/17	PIT	3-4	0-2	2	Lundqvist	Murray	Kessel (1)	-
2017-18 (3-5)								
10/19/17	NYI	3-4	1-2	3	Lundqvist	Halak	Tavares (2)	Zuccarello
11/26/17	VAN	4-3	3-2	7	Lundqvist	Markstrom	Vesey (7)	Shattenkirk, Nash, Vesey
12/11/17	DAL	1-2	1-2	3	Pavelec	Lehtonen	Spezza (3)	Zuccarello
12/21/17	at NJD	3-4	1-2	4	Lundqvist	Schneider	Boyle (4)	Zibanejad
12/27/17	WSH	1-0	2-0	2	Pavelec	Grubauer	Zuccarello (1)	Zuccarello, Zibanejad
12/29/17	at DET	2-3	0-1	3	Lundqvist	Howard	Nielsen (1)	-
1/6/18	at ARI	2-1	1-0	3	Lundqvist	Raanta	Zibanejad (1)	Zibanejad
3/10/18	at FLA	3-4	1-2	3	Lundqvist	Luongo	Trocheck (3)	Zuccarello
2018-19 (6-5)								
10/16/18	COL	3-2	2-1	3	Lundqvist	Varlamov	Shattenkirk (3)	Zuccarello, Shattenkirk
10/30/18	at SJS	4-3	1-0	3	Lundqvist	Jones	Shattenkirk (3)	Shattenkirk
11/1/18	at ANA	3-2	2-0	2	Georgiev	Gibson	Zuccarello (1)	Zuccarello, Zibanejad
11/10/18	at CBJ	5-4	3-2	5	Georgiev	Korpisalo	Vesey (5)	Zibanejad, Shattenkirk, Vesey
12/2/18	WPG	3-4	1-2	3	Lundqvist	Hellebuyck	Scheifele (3)	Zibanejad
12/8/18	at FLA	5-4	3-1	3	Lundqvist	Luongo	Shattenkirk (2)	Zibanejad, Shattenkirk, Hayes
12/23/18	PHI	2-3	0-1	4	Lundqvist	Neuvirth	Patrick (4)	-
2/6/19	BOS	4-3	2-1	7	Georgiev	Halak	DeAngelo (7)	Zibanejad, DeAngelo
3/3/19	WSH	2-3	2-3	4	Georgiev	Holtyby	Ovechkin (4)	Shattenkirk, DeAngelo
3/7/19	at DET	2-3	0-1	3	Lundqvist	Howard	Athanasios (2)	-
4/5/19	CBJ	2-3	0-1	3	Georgiev	Bobrovsky	Panarin (2)	-

ALL-TIME SHOOTOUT GOALTENDER REGISTER

GOALTENDER	WINS	LOSSES	SHOTS AGAINST	GOALS AGAINST	SAVES	SV%
Henrik Lundqvist	61	48	399	109	290	.727
Steve Valiquette	4	4	27	8	19	.704
Alexandar Georgiev	3	2	20	7	13	.650
Martin Biron	2	3	16	7	9	.563
Kevin Weekes	3	2	16	7	9	.563
Cam Talbot	3	2	14	6	8	.571
Ondrej Pavelec	1	1	5	2	3	.600
Chad Johnson	0	1	5	2	3	.600
Antti Raanta	0	1	2	1	1	.500

SINGLE-SEASON SHOOTOUT LEADERS - GOALTENDERS

SHOOTOUT WINS		
GOALTENDER	SEASON	SHOOTOUT WINS
Henrik Lundqvist	2008-09	9
Henrik Lundqvist	2006-07	8
Henrik Lundqvist	2010-11	7
Henrik Lundqvist	2007-08	6
Henrik Lundqvist	2005-06	4
Henrik Lundqvist	2011-12	4
Henrik Lundqvist	2012-13	4
Kevin Weekes	2005-06	3
Henrik Lundqvist	2009-10	3
Henrik Lundqvist	2013-14	3
Henrik Lundqvist	2015-16	3
Henrik Lundqvist	2016-17	3
Henrik Lundqvist	2018-19	3
Alexandar Georgiev	2018-19	3

SHOOTOUT SAVES		
GOALTENDER	SEASON	SHOOTOUT SAVES
Henrik Lundqvist	2006-07	41
Henrik Lundqvist	2010-11	39
Henrik Lundqvist	2008-09	30
Henrik Lundqvist	2007-08	29
Henrik Lundqvist	2005-06	28
Henrik Lundqvist	2012-13	19
Henrik Lundqvist	2011-12	18
Henrik Lundqvist	2009-10	15
Henrik Lundqvist	2013-14	15
Henrik Lundqvist	2017-18	13
Alexandar Georgiev	2018-19	13

SHOOTOUT SV%		
GOALTENDER	SEASON	SHOOTOUT SV%
Henrik Lundqvist	2010-11	.848
Henrik Lundqvist	2006-07	.820
Henrik Lundqvist	2012-13	.760
Henrik Lundqvist	2005-06	.757
Henrik Lundqvist	2008-09	.750
Steve Valiquette	2008-09	.750

NHL SHOOTOUT RECORDS HELD BY RANGERS GOALTENDERS

RECORD	GOALTENDER
Career shootout wins	Henrik Lundqvist (61)
Career shootout saves	Henrik Lundqvist (290)
Consecutive saves in the shootout	Henrik Lundqvist (25 - Mar. 27, 2006 to Dec. 7, 2006)
Shots faced in one shootout without allowing a goal	Henrik Lundqvist (13 - Oct. 7, 2006 at Philadelphia)

ALL-TIME SHOOTOUT PLAYER REGISTER

PLAYER	POS.	GOALS	SHOTS	S%	GDG
Mats Zuccarello	RW	25	50	50.0	10
Michael Nylander	C	10	24	41.7	1
Brendan Shanahan	LW	8	23	34.8	6
Jaromir Jagr	RW	5	22	22.7	2
Mika Zibanejad	C	9	22	40.9	2
Derek Stepan	C	7	21	33.3	2
Ryan Callahan	RW	6	20	30.0	4
Rick Nash	LW	6	19	31.6	4
Brad Richards	C	4	17	23.5	2
Marian Gaborik	RW	5	16	31.3	1
Petr Prucha	RW	3	15	20.0	3
Nigel Dawes	LW	6	15	40.0	2
Erik Christensen	C	7	15	46.7	4
Nikolai Zherdev	RW	5	14	35.7	3
Chris Drury	C	3	13	23.1	3
Markus Naslund	LW	5	12	41.7	1
Kevin Shattenkirk	D	6	12	50.0	3
Fredrik Sjostrom	LW	4	11	36.4	2
Artem Anisimov	C	1	9	11.1	1
Martin Straka	LW	1	9	11.1	0
Marcel Hossa	LW	4	9	44.4	3
Wojtek Wolski	LW	4	9	44.4	1
Jimmy Vesey	LW	3	8	37.5	3
Matt Cullen	C	3	8	37.5	2
Brandon Dubinsky	C	1	7	14.3	1
Kevin Hayes	C	2	6	33.3	1
Scott Gomez	C	2	6	33.3	1
Petr Sykora	RW	5	6	83.3	3
J.T. Miller	C	1	5	20.0	0
Dominic Moore	C	1	5	20.0	0
Pavel Buchnevich	RW	0	4	0.0	0
Michal Rozsival	D	0	4	0.0	0
John Mitchell	C	0	4	0.0	0
Dan Boyle	D	1	4	25.0	1
Martin St. Louis	RW	1	4	25.0	0

ALL-TIME SHOOTOUT PLAYER REGISTER

PLAYER	POS.	GOALS	SHOTS	S%	GDG
Ales Kotalik	RW	1	4	25.0	0
Tony DeAngelo	D	2	4	50.0	1
Benoit Pouliot	LW	1	3	33.3	1
Lee Stempniak	RW	1	3	33.3	0
PA Parenteau	RW	3	3	100.0	2
Adam Hall	RW	0	2	0.0	0
Ryan Hollweg	LW	0	2	0.0	0
Martin Rucinsky	LW	0	2	0.0	0
Filip Chytil	C	0	2	0.0	0
Brian Boyle	C	0	2	0.0	0
David Desharnais	C	0	2	0.0	0
Ryan Spooner	C	0	2	0.0	0
Jason Ward	RW	0	2	0.0	0
Blair Betts	C	0	2	0.0	0
Nik Antropov	RW	1	2	50.0	0
Chris Higgins	LW	0	1	0.0	0
Derick Brassard	C	0	1	0.0	0
Michael Grabner	RW	0	1	0.0	0
Sean Avery	LW	0	1	0.0	0
Carl Hagelin	LW	0	1	0.0	0
Brandon Pirri	RW	0	1	0.0	0
Olli Jokinen	C	0	1	0.0	0
Alex Frolov	LW	0	1	0.0	0
Marc Staal	D	0	1	0.0	0
Enver Lisin	RW	0	1	0.0	0
Maxim Kondratiev	D	0	1	0.0	0
Michael Del Zotto	D	0	1	0.0	0
Matt Gilroy	D	0	1	0.0	0
Chris Kreider	LW	0	1	0.0	0
Jed Ortmeyer	RW	0	1	0.0	0
Vinny Prospal	LW	1	1	100.0	0
Marek Malik	D	1	1	100.0	1
Jason Strudwick	D	1	1	100.0	0
Ville Nieminen	LW	1	1	100.0	0

ALL-TIME SHOOTOUT LEADERS - SKATERS

SHOOTOUT GOALS

PLAYER	SHOOTOUT GOALS
Mats Zuccarello	25
Michael Nylander	10
Mika Zibanejad	9
Brendan Shanahan	8
Derek Stepan	7
Erik Christensen	7
Nigel Dawes	6
Kevin Shattenkirk	6
Ryan Callahan	6
Rick Nash	6

GAME-DECIDING GOALS

PLAYER	GDG
Mats Zuccarello	10
Brendan Shanahan	6
Ryan Callahan	4
Rick Nash	4
Erik Christensen	4
Jimmy Vesey	3
Petr Prucha	3
Petr Sykora	3
Nikolai Zherdev	3
Chris Drury	3
Kevin Shattenkirk	3
Marcel Hossa	3

LONGEST SHOOTOUTS (IN TERMS OF ROUNDS)

DATE	OPPONENT	ROUNDS	GAME SCORE	SHOOTOUT SCORE
11/26/05	WSH	15	3-2	4-3
10/7/06	at PHI	13	5-4	1-0
12/23/10	TBL	11	3-4	2-3
1/2/07	at NJD	8	3-2	4-3
11/14/09	at OTT	7	2-1	3-2
2/1/11	PIT	7	3-4	0-1
2/21/13	at OTT	7	2-3	1-2
12/15/13	CGY	7	4-3	4-3
11/26/17	VAN	7	4-3	3-2
2/6/19	BOS	7	4-3	2-1

SINGLE-SEASON SHOOTOUT LEADERS - SKATERS

SHOOTOUT GOALS			
PLAYER	POS.	SEASON	SHOOTOUT GOALS
Michael Nylander	C	2005-06	5
Petr Sykora	RW	2005-06	5
Michael Nylander	C	2006-07	5
Brendan Shanahan	LW	2007-08	5
Nigel Dawes	LW	2007-08	5
Nikolai Zherdev	RW	2008-09	5
Markus Naslund	LW	2008-09	5
Mats Zuccarello	RW	2010-11	5
Erik Christensen	C	2010-11	5
Kevin Shattenkirk	D	2018-19	5
Mika Zibanejad	C	2018-19	5
Wojtek Wolski	LW	2010-11	4
Marian Gaborik	RW	2011-12	4
Mats Zuccarello	RW	2016-17	4
Mats Zuccarello	RW	2017-18	4

SHOOTOUT ATTEMPTS			
PLAYER	POS.	SEASON	SHOOTOUT ATTEMPTS
Brendan Shanahan	LW	2007-08	15
Nikolai Zherdev	RW	2008-09	14
Michael Nylander	C	2006-07	13
Markus Naslund	LW	2008-09	12
Michael Nylander	C	2005-06	11
Mika Zibanejad	C	2018-19	11
Jaromir Jagr	RW	2006-07	9
Nigel Dawes	LW	2007-08	9
Fredrik Sjostrom	LW	2008-09	9
Mats Zuccarello	RW	2010-11	9
Brad Richards	C	2011-12	9

GAME-DECIDING GOALS			
PLAYER	POS.	SEASON	GDG
Brendan Shanahan	LW	2007-08	4
Marcel Hossa	LW	2006-07	3
Nikolai Zherdev	RW	2008-09	3
Chris Drury	C	2008-09	3
Mats Zuccarello	RW	2010-11	3
Erik Christensen	C	2010-11	3
Kevin Shattenkirk	D	2018-19	3

LAST OVERTIME WIN AND LOSS VS. NHL

TEAM	WIN	LOSS
Anaheim	3-2, Nov. 1, 2018 at ANA (Zuccarello*)	1-2, Oct. 8, 2011 at ANA* (Ryan*)
Arizona	2-1, Jan. 6, 2018 at ARI (Zibanejad*)	3-4, Dec. 14, 2018 at MSG (Stepan, 4:28)
Boston	4-3, Feb. 6, 2019 at MSG (DeAngelo*)	3-4, Jan. 19, 2008 at BOS (Kessel*)
Buffalo	3-2, Jan. 1, 2018 at BUF** (Miller, 2:43)	1-2, Mar. 7, 2010 at MSG (Kaleta, 2:22)
Calgary	4-3, Dec. 15, 2013 at MSG (Pouliot*)	4-5, Dec. 12, 2015 at CGY (Brodie, 2:09)
Carolina	3-2, Mar. 21, 2015 at CAR (Zuccarello*)	1-2, Jan. 2, 2010 at MSG (Whitney, 3:45)
Chicago	1-0, Dec. 9, 2016 at CHI (Holden, 0:55)	1-2, Dec. 9, 2009 at CHI (Byfuglien, 3:43)
Colorado	3-2, Oct. 16, 2018 at MSG (Shattenkirk*)	3-4, Nov. 13, 2014 at MSG (Tanguay*)
Columbus	5-4, Nov. 10, 2018 at CBJ (Vesey*)	2-3, Apr. 5, 2019 at MSG (Panarin*)
Dallas	3-2, Jan. 7, 2011 at DAL (Zuccarello*)	1-2, Dec. 11, 2017 at MSG (Spezza*)
Detroit	2-1, Nov. 24, 2017 at MSG (Zuccarello, 0:37)	2-3, Mar. 7, 2019 at DET (Athanasiou*)
Edmonton	5-4, Jan. 12, 2006 at MSG (Jagr, 0:14)	2-3, Mar. 11, 2019 at EDM (Draisaitl, 0:35)
Florida	5-4, Dec. 8, 2018 at FLA (Shattenkirk*)	3-4, Mar. 10, 2018 at FLA (Trocheck*)
Los Angeles	4-3, Feb. 17, 2011 at MSG (Zuccarello*)	3-4, Feb. 4, 2019 at MSG (Toffoli, 0:25)
Minnesota	3-2, Mar. 5, 2002 at MIN (Leetch, 3:44)	None
Montreal	4-3, Mar. 17, 2009 at MTL (Drury*)	2-3, Feb. 21, 2017 at MSG (Byron*)
Nashville	2-1, Dec. 17, 2016 at NSH (Vesey*)	1-2, Feb. 28, 2004 at NSH (Hutchinson, 3:50)
New Jersey	4-3, Feb. 25, 2017 at NJD (Zibanejad, 1:16)	3-4, Dec. 21, 2017 at NJD (Boyle*)
NY Islanders	1-0, Apr. 13, 2013 at NYI (Girardi, 3:11)	3-4, Oct. 19, 2017 at MSG (Tavares*)
Ottawa	2-1, Nov. 14, 2015 at OTT (Boyle*)	2-3, Feb. 21, 2013 at OTT (Daugavins*)
Philadelphia	3-2, Feb. 6, 2016 at PHI (Zuccarello*)	2-3, Dec. 23, 2018 at MSG (Patrick*)
Pittsburgh	4-3, Apr. 6, 2019 at PIT (Strome, 2:09)	4-5, Oct. 17, 2017 at MSG (Malkin, 0:58)
St. Louis	3-2, Mar. 3, 2007 at MSG (Hossa*)	3-4, Mar. 17, 2018 at STL (Schenn, 1:02)
San Jose	4-3, Oct. 30, 2018 at SJS (Shattenkirk*)	4-5, Mar. 28, 2017 at SJS (Burns, 3:10)
Tampa Bay	2-1, Nov. 2, 2017 at TBL (Miller, 1:19)	3-4, Feb. 27, 2019 at MSG (Hedman, 3:25)
Toronto	2-1, Mar. 23, 2019 at TOR (Strome, 1:48)	2-3, Mar. 5, 2014 at MSG (Bozak, 1:51)
Vancouver	6-5, Feb. 28, 2018 at VAN (Gilmour, 1:22)	4-5, Feb. 19, 2015 at MSG (Burrows*)
Vegas	None	3-4, Dec. 16, 2018 at MSG (Tuch, 2:11)
Washington	1-0, Dec. 27, 2017 at MSG (Zuccarello*)	2-3, Mar. 3, 2019 at MSG (Ovechkin*)
Winnipeg**	3-2, Jan. 22, 2011 at ATL (Zuccarello*)	3-4, Dec. 2, 2018 at MSG (Scheifele*)

* Denotes shootout win/loss

** Includes results against the Atlanta Thrashers prior to the 2011-12 season

^ Game played at Ericsson Globe in Stockholm, Sweden

^^ Game played at Citi Field in Queens, New York - 2018 NHL Winter Classic

ALL-TIME HAT TRICK LEADERS

PLAYER	3GG	4GG	5GG	TOTAL
Bill Cook	8	1	0	9
Rod Gilbert	4	3	0	7
Camille Henry	5	1	0	6
Frank Boucher	6	0	0	6
Mark Messier	5	1	0	6
Jean Ratelle	5	1	0	6
Petr Nedved	6	0	0	6
Phil Esposito	5	1	0	6
Steve Vickers	4	2	0	6
Adam Graves	5	0	0	5
Andy Bathgate	5	0	0	5
Ron Duguay	5	0	0	5
Marian Gaborik	4	1	0	5
Bun Cook	4	0	0	4
Cecil Dillon	3	1	0	4
Darren Turcotte	4	0	0	4
Dave Balon	3	1	0	4
Dean Prentice	3	1	0	4
Don Maloney	4	0	0	4
Don Raleigh	3	1	0	4
Grant Warwick	4	0	0	4
Pierre Larouche	4	0	0	4
Tomas Sandstrom	3	1	0	4
Wally Hergesheimer	3	1	0	4
Alex Shibicky	3	0	0	3
Anders Hedberg	2	1	0	3
Brad Park	3	0	0	3
Derek Stepan	3	0	0	3
Don Murdoch	2	0	1	3
Jaromir Jagr	3	0	0	3
Lynn Patrick	3	0	0	3
Michael Grabner	3	0	0	3
Tony Granato	2	1	0	3
Ulf Nilsson	3	0	0	3
*Chris Kreider	2	0	0	2
Alexei Kovalev	2	0	0	2
Andy Hebenton	2	0	0	2
Bob Nevin	2	0	0	2
Bryan Hextall Sr.	2	0	0	2
Earl Ingarfield	2	0	0	2
Eric Lindros	2	0	0	2
Greg Polis	1	1	0	2
Jan Hlavac	2	0	0	2
Mark Pavelich	1	0	1	2
Martin Straka	2	0	0	2
Mike Gartner	2	0	0	2
Mike Rogers	2	0	0	2
Pat Hickey	2	0	0	2
Pat Verbeek	2	0	0	2
Pete Stelmowski	2	0	0	2
Peter Sundstrom	2	0	0	2
Phil Goyette	2	0	0	2
Phil Watson	2	0	0	2
Radek Dvorak	1	1	0	2
Rick Nash	2	0	0	2
Ryan Callahan	1	1	0	2
Tony McKegney	1	1	0	2
Vic Hadfield	2	0	0	2
Wayne Dillon	2	0	0	2

* Denotes players on current roster

PLAYER	3GG	4GG	5GG	TOTAL
*Mika Zibanejad	1	0	0	1
Bill Fairbairn	1	0	0	1
Bill Hicke	1	0	0	1
Bob Brooke	1	0	0	1
Brad Richards	1	0	0	1
Brendan Shanahan	1	0	0	1
Brian Mullen	1	0	0	1
Brian Noonan	1	0	0	1
Bruce MacGregor	1	0	0	1
Buddy O'Connor	1	0	0	1
Butch Keeling	1	0	0	1
Cal Gardner	1	0	0	1
Carl Hagelin	1	0	0	1
Carol Vadnais	1	0	0	1
Chris Drury	1	0	0	1
Clint Smith	1	0	0	1
Dave Creighton	1	0	0	1
Dave Maloney	1	0	0	1
Derek Sanderson	1	0	0	1
Don Marshall	1	0	0	1
Dutch Hiller	1	0	0	1
Ed Olczyk	1	0	0	1
Ed Slowinski	1	0	0	1
Edgar Laprade	1	0	0	1
Fern Gauthier	1	0	0	1
Gene Carr	1	0	0	1
Guy Lafleur	1	0	0	1
Hank Goldup	1	0	0	1
Jeff Toms	1	0	0	1
Jimmy Bartlett	1	0	0	1
Jimmy Vesey	1	0	0	1
Kelly Kisio	1	0	0	1
Kevin Stevens	1	0	0	1
Leo Bourgeault	1	0	0	1
Mats Zuccarello	1	0	0	1
Matt Puempel	1	0	0	1
Mike Allison	1	0	0	1
Mike Ridley	1	0	0	1
Murray Murdoch	1	0	0	1
Nick Mickoski	0	1	0	1
Ozzie Aubuchon	1	0	0	1
Paul Broten	1	0	0	1
Pavel Bure	1	0	0	1
Ray Ferraro	1	0	0	1
Reg Sinclair	1	0	0	1
Reijo Ruotsalainen	1	0	0	1
Rick Middleton	0	1	0	1
Rob McCannahan	1	0	0	1
Ron Greschner	1	0	0	1
Ron Murphy	1	0	0	1
Sergei Nemchinov	1	0	0	1
Ted Irvine	1	0	0	1
Theoren Fleury	1	0	0	1
Tony Amonte	1	0	0	1
Tony Leswick	1	0	0	1
Ulf Dahlen	1	0	0	1
Walt Poddubny	1	0	0	1
Walt Tkaczuk	1	0	0	1
Wayne Gretzky	1	0	0	1

ALL-TIME HAT TRICKS

DATE	PLAYER	OPPONENT	SITE	SCORE	GOALTENDER(S)
01/31/19	Mika Zibanejad	NJD	New Jersey	4-3	Keith Kinkaid
03/12/18	Jimmy Vesey	CAR	MSG	6-3	Scott Darling (2), empty net (1)
12/01/17	Michael Grabner	CAR	MSG	5-1	Scott Darling (1), empty net (2)
01/07/17	Michael Grabner	CBJ	Columbus	5-4	Curtis McElhinney
12/31/16	Chris Kreider	COL	Colorado	6-2	Calvin Pickard
12/29/16	Matt Puempel	ARI	Arizona	6-3	Mike Smith
10/30/16	Michael Grabner	TBL	MSG	6-1	Ben Bishop
11/21/15	Rick Nash	FLA	Florida	5-4 (OT)	Roberto Luongo
10/30/15	Mats Zuccarello	TOR	MSG	3-1	Jonathan Bernier (2), empty net (1)
12/27/14	Derek Stepan	NJD	MSG	3-1	Cory Schneider (2), empty net (1)
12/23/14	Rick Nash	WSH	MSG	4-2	Braden Holtby
03/14/14	Carl Hagelin	WPG	Winnipeg	4-2	Ondrej Pavelec (1), Al Montoya (2)
11/30/13	Chris Kreider	VAN	MSG	5-2	Roberto Luongo (2), Eddie Lack (1)
11/02/13	Derek Stepan	CAR	MSG	5-1	Justin Peters
04/19/13	Brad Richards	BUF	Buffalo	8-4	Ryan Miller (1), Jhonas Enroth (2)
01/23/13	Marian Gaborik	BOS	MSG	4-3 (OT)	Tuukka Rask
02/11/12	Ryan Callahan	PHI	Philadelphia	5-2	Sergei Bobrovsky
03/06/11	Ryan Callahan (4)	PHI	MSG	7-0	Brian Boucher (3), Sergei Bobrovsky (1)
01/19/11	Marian Gaborik	TOR	MSG	7-0	Jonas Gustavsson
12/02/10	Marian Gaborik	NYI	Uniondale	6-5	Rick DiPietro
11/14/10	Marian Gaborik	EDM	MSG	8-2	Nikolai Khabibulin
10/09/10	Derek Stepan	BUF	Buffalo	6-3	Ryan Miller

ALL-TIME HAT TRICKS

DATE	PLAYER	OPPONENT	SITE	SCORE	GOALTENDER(S)
01/31/0	Marian Gaborik	COL	Colorado	3-1	Craig Anderson
11/06/08	Chris Drury	TBL	MSG	5-2	Mike Smith
01/04/07	Martin Straka	PHI	MSG	3-2	Robert Esche
12/03/06	Brendan Shanahan	NYI	MSG	4-7	Rick DiPietro
03/29/06	Martin Straka	NYI	Uniondale	5-1	Rick DiPietro
03/22/06	Jaromir Jagr	PHI	MSG	3-6	Robert Esche
11/12/05	Jaromir Jagr	PIT	Pittsburgh	6-1	Jocelyn Thibault
10/20/05	Jaromir Jagr	NYI	Uniondale	4-5	Rick DiPietro
01/13/03	Petr Nedved	TOR	MSG	5-1	Trevor Kidd
12/03/02	Pavel Bure	CBJ	MSG	5-3	Marc Denis
03/02/02	Eric Lindros	PHI	MSG	6-5	Roman Cechmanek (1), Brian Boucher (2)
01/23/02	Jeff Toms	BOS	MSG	8-4	Byron Dafeo
11/18/01	Eric Lindros	ATL	MSG	6-2	Milan Hnilicka (1), Damian Rhodes (2)
03/29/01	Radek Dvorak (4)	NYI	Uniondale	6-4	Rick DiPietro (3), empty net (1)
02/17/01	Petr Nedved	TBL	Tampa	5-4	Kevin Weekes
01/06/01	Jan Hlavac	NJD	MSG	5-5	Martin Brodeur
11/01/00	Theoren Fleury	TBL	MSG	6-1	Kevin Weekes
02/25/00	Petr Nedved	BUF	Buffalo	6-3	Dominik Hasek (2), empty net (1)
02/11/00	Jan Hlavac	BOS	MSG	5-2	Byron Dafeo
01/31/00	Radek Dvorak	NSH	MSG	5-1	Mike Dunham
01/24/00	Petr Nedved	ATL	Atlanta	6-3	Norm Maracle (2), Scott Fankhauser (1)
01/08/00	Petr Nedved	TOR	Toronto	5-3	Glenn Healy
02/28/99	Petr Nedved	PHI	MSG	6-5	John Vanbiesbrouck
11/10/98	Kevin Stevens	TBL	Tampa	10-2	Bill Ranford
10/11/97	Wayne Gretzky	VAN	Vancouver	6-3	Kirk McLean
03/14/97	Adam Graves	OTT	Ottawa	4-3 (OT)	Ron Tugnutt
02/08/97	Mark Messier	NYI	Uniondale	5-2	Eric Fichaud
11/26/96	Mark Messier	PHX	Phoenix	3-1	Nikolai Khabibulin (2), empty net (1)
10/16/96	Alexei Kovalev	PIT	MSG	8-1	Tom Barrasso (2), Ken Wregget (1)
03/19/96	Ray Ferraro	MTL	MSG	7-4	Jocelyn Thibault (2), Pat Jablonski (1)
12/02/95	Pat Verbeek	OTT	Ottawa	4-2	Don Beaupre
11/21/95	Pat Verbeek	PIT	MSG	9-4	Tom Barrasso
11/06/95	Mark Messier	CGY	MSG	4-2	Rick Tabaracci
03/01/95	Brian Noonan	HFD	Hartford	5-2	Jeff Reese (2), empty net (1)
01/30/95	Adam Graves	OTT	MSG	6-2	Don Beaupre
02/02/94	Adam Graves	NYI	MSG	4-4	Ron Hextall
01/31/94	Mike Gartner	PIT	MSG	5-3	Ken Wregget
03/24/93	Ed Olczyk	PHI	MSG	4-5	Tommy Soderstrom
01/29/93	Sergei Nemchinov	BUF	Buffalo	4-6	Tom Draper
12/27/92	Alexei Kovalev	BOS	MSG	6-5	Andy Moog
11/25/92	Adam Graves	PIT	Pittsburgh	11-3	Tom Barrasso (1), Ken Wregget (2)
04/16/92	Darren Turcotte	PIT	MSG	7-1	Ken Wregget (2), Wendell Young (1)
03/22/92	Mark Messier (4)	NJD	MSG	6-3	Chad Erickson
03/14/92	Tony Amonte	STL	St. Louis	6-0	Pat Jablonski
03/11/92	Mike Gartner	CHI	MSG	7-1	Dominik Hasek
03/01/92	Paul Broten	HFD	MSG	9-4	Kay Whitmore
02/14/92	Adam Graves	NYI	MSG	9-2	Mark Fitzpatrick (2), Glenn Healy (1)
12/13/91	Mark Messier	WSH	Washington	5-3	Don Beaupre (2), empty net (1)
11/19/91	Mark Messier	VAN	Vancouver	4-3	Kirk McLean
03/30/91	Darren Turcotte	DET	Detroit	5-6	Tim Chevaldæ
02/26/90	Darren Turcotte	BOS	MSG	6-1	Reggie Lemelin (2), Andy Moog (1)
03/01/89	Darren Turcotte	TOR	MSG	7-4	Allan Bester
02/27/89	Guy Lafleur	LAK	MSG	6-4	Glenn Healy
01/18/89	Tony Granato	CHI	Chicago	6-4	Ed Belfour
01/14/89	Tony Granato	PIT	Pittsburgh	4-4	Tom Barrasso
10/30/88	Tony Granato (4)	PIT	MSG	9-2	Steve Guenette (1), Frank Pietrangelo (3)
10/19/88	Brian Mullen	WSH	MSG	5-1	Clint Malarchuk
10/23/87	Ulf Dahlen	CHI	MSG	7-3	Darren Pang
03/04/87	Tomas Sandstrom	NYI	MSG	7-5	Billy Smith
02/24/87	Tony McKegney	BUF	Buffalo	6-3	Tom Barrasso (2), empty net (1)
02/01/87	Pierre Larouche	BOS	MSG	5-4	Bill Ranford (2), Doug Keans (1)
01/14/87	Tomas Sandstrom	CGY	Calgary	8-5	Reggie Lemelin (1), Mike Vernon (2)
01/11/87	Tomas Sandstrom (4)	VAN	MSG	8-3	Richard Brodeur
12/31/86	Tomas Sandstrom	NYI	MSG	4-3 (OT)	Kelly Hrudey
12/26/86	Kelly Kisio	NJD	New Jersey	7-4	Kirk McLean (2), Alain Chevrier (1)
12/17/86	Mike Ridley	WSH	MSG	6-1	Bob Mason
12/05/86	Walt Poddubny	WIN	Winnipeg	6-3	Eldon Reddick
11/21/86	Tony McKegney (4)	VAN	Vancouver	8-5	Richard Brodeur (1), Wendell Young (3)
11/20/85	Bob Brooke	TOR	MSG	7-3	Don Edwards
02/22/85	Peter Sundstrom	PIT	Pittsburgh	8-3	Brian Ford
10/25/84	Anders Hedberg	NJD	New Jersey	11-2	Hannu Kampuri (2), Ron Low (1)
03/22/84	Pierre Larouche	NJD	New Jersey	5-3	Glenn Resch
01/25/84	Pierre Larouche	PIT	Pittsburgh	6-3	Roberto Romano (2), Michel Dion (1)
01/18/84	Pierre Larouche	STL	MSG	6-2	Michel Larocque
01/16/84	Peter Sundstrom	DET	MSG	8-5	Corrado Micalaf
02/23/83	Mark Pavelich (5)	HFD	MSG	11-3	Greg Millen
11/24/82	Rob McClanahan	MNS	MSG	8-5	Don Beaupre
11/21/82	Mark Pavelich	NYI	MSG	7-3	Billy Smith (1), Roland Melanson (2)
11/20/82	Mike Rogers	TOR	Toronto	6-3	Mike Palmateer
03/17/82	Reijo Ruotsalainen	PHI	MSG	5-2	Pelle Lindbergh
02/02/82	Mike Rogers	VAN	Vancouver	4-3	Glen Hanlon
12/27/81	Ron Duguay	PIT	MSG	5-3	Paul Harrison
11/05/81	Ron Duguay	PHI	Philadelphia	6-2	Rick St. Croix
02/21/81	Don Maloney	WSH	MSG	6-4	Mike Palmateer
02/04/81	Don Maloney	NYI	MSG	9-3	Billy Smith
11/16/80	Anders Hedberg	HFD	MSG	7-3	Ken Holland
10/26/80	Anders Hedberg (4)	DET	MSG	7-6	Gilles Gilbert
10/11/80	Mike Allison	TOR	Toronto	8-3	Jiri Crha
03/31/80	Don Maloney	DET	MSG	7-5	Rogie Vachon
03/15/80	Ulf Nilsson	TOR	Toronto	8-4	Mike Palmateer (2), Jiri Crha (1)

ALL-TIME HAT TRICKS

DATE	PLAYER	OPPONENT	SITE	SCORE	GOALTENDER(S)
03/09/80	Dave Maloney	MNS	MSG	4-2	Gilles Meloche
01/22/80	Ron Duguay	LAK	Los Angeles	5-4	Ron Grahame
01/06/80	Don Maloney	AFM	MSG	5-5	Dan Bouchard
10/18/79	Phil Esposito	VAN	MSG	6-3	Glen Hanlon
03/15/79	Phil Esposito (4)	BOS	Boston	7-4	Jim Pettie
02/18/79	Phil Esposito	WSH	MSG	6-6	Gary Inness
01/21/79	Ulf Nilsson	PHI	MSG	5-5	Bernie Parent
01/14/79	Don Murdoch	AFM	Atlanta	6-4	Dan Bouchard
01/05/79	Ulf Nilsson	VAN	MSG	6-4	Dunc Wilson
11/15/78	Pat Hickey	CHI	MSG	8-1	Tony Esposito
03/24/78	Ron Duguay	WSH	Washington	11-4	Bernie Wolfe (1), Jim Bedard (2)
03/24/78	Phil Esposito	WSH	Washington	11-4	Bernie Wolfe
03/22/78	Ron Greschner	STL	St. Louis	6-1	Phil Myre
03/08/78	Don Murdoch	CLE	MSG	6-1	Gilles Meloche
02/23/78	Pat Hickey	CHI	MSG	6-2	Eddie Johnston
12/18/77	Ron Duguay	DET	MSG	6-2	Ron Low
11/30/77	Phil Esposito	STL	St. Louis	4-0	Ed Staniowski
10/26/77	Steve Vickers (4)	STL	MSG	6-2	Ed Staniowski
01/09/77	Phil Esposito	LAK	MSG	4-5	Rogie Vachon
12/08/76	Wayne Dillon	STL	MSG	4-4	Eddie Johnston
10/12/76	Don Murdoch (5)	MNS	Minnesota	10-4	Gary Smith
03/13/76	Wayne Dillon	VAN	Vancouver	7-3	Gary Smith
02/18/76	Steve Vickers	WSH	MSG	11-4	Ron Low
02/07/76	Rod Gilbert (4)	DET	Detroit	5-4	Doug Grant
01/04/76	Carol Vadnais	TOR	MSG	6-8	Wayne Thomas
03/30/75	Steve Vickers (4)	KCS	MSG	8-2	Peter McDuffe
03/02/75	Greg Polis	PIT	MSG	6-8	Michel Plasse
02/15/75	Greg Polis (4)	MNS	Minnesota	9-2	Pete LoPresti
02/02/75	Rod Gilbert (4)	DET	MSG	5-5	Jim Rutherford
01/08/75	Brad Park	KCS	Kansas City	6-1	Michel Plasse
12/18/74	Derek Sanderson	MNS	MSG	7-0	Cesare Maniago
11/17/74	Rick Middleton (4)	CGS	MSG	10-0	Gary Simmons
11/06/74	Rod Gilbert	CGS	Oakland	7-3	Gary Simmons
10/23/74	Bill Fairbairn	STL	MSG	5-1	Eddie Johnston
02/06/74	Steve Vickers	NYI	MSG	6-0	Billy Smith
11/24/73	Jean Ratelle	LAK	MSG	5-5	Rogie Vachon
02/04/73	Pete Stenkowski	AFM	MSG	6-0	Phil Myre
02/03/73	Walt Tkaczuk	BOS	Boston	7-3	Eddie Johnston
01/11/73	Pete Stenkowski	BUF	Buffalo	4-2	Dave Dryden (2), empty net (1)
12/31/72	Jean Ratelle	STL	MSG	9-1	Bob Johnson (2), Jacques Caron (1)
12/17/72	Gene Carr	PIT	MSG	6-1	Denis Herron
11/15/72	Steve Vickers	PHI	MSG	7-3	Michel Belhumeur
11/12/72	Steve Vickers	LAK	MSG	5-1	Gary Edwards
02/15/72	Jean Ratelle	VAN	Vancouver	5-1	Dunc Wilson (2), empty net (1)
02/12/72	Brad Park	PIT	Pittsburgh	8-3	Jim Rutherford
01/05/72	Jean Ratelle	STL	MSG	9-1	Ernie Wakely
12/12/71	Brad Park	PIT	MSG	6-1	Jim Rutherford
11/21/71	Jean Ratelle (4)	CGS	MSG	12-1	Gilles Meloche
03/07/71	Ted Irvine	LAK	MSG	4-2	Denis DeJordy (2), empty net (1)
03/03/71	Bruce MacGregor	CGS	MSG	8-1	Gary Smith
01/24/71	Dave Balon (4)	MNS	MSG	6-2	Gilles Gilbert
12/22/70	Dave Balon	BUF	Buffalo	7-2	Roger Crozier
04/05/70	Dave Balon	DET	MSG	9-5	Roger Crozier
02/01/70	Dave Balon	PIT	MSG	6-0	Al Smith
11/02/69	Vic Hadfield	STL	MSG	6-4	Ernie Wakely
10/20/68	Phil Goyette	LAK	MSG	7-0	Wayne Rutledge (1), Gerry Desjardins (2)
03/20/68	Bob Nevin	CHI	Chicago	5-3	Dave Dryden
02/24/68	Rod Gilbert (4)	MTL	Montreal	6-1	Rogie Vachon
01/07/68	Jean Ratelle	TOR	MSG	6-2	Bruce Gamble
12/17/67	Rod Gilbert	STL	MSG	5-3	Seth Martin
03/29/67	Don Marshall	DET	MSG	10-5	Roger Crozier (1), George Gardner (2)
03/29/67	Rod Gilbert	DET	MSG	10-5	Roger Crozier (1), George Gardner (2)
10/22/66	Rod Gilbert	TOR	Toronto	4-4	Johnny Bower
12/26/65	Bob Nevin	BOS	MSG	6-4	Bernie Parent (2), Eddie Johnston (1)
12/18/65	Earl Ingarfield	TOR	Toronto	4-8	Johnny Bower
01/17/65	Camille Henry	DET	Detroit	4-2	Roger Crozier
01/09/65	Bill Hicke	MTL	Montreal	6-5	Charlie Hodge
10/30/63	Phil Goyette	BOS	MSG	4-3	Eddie Johnston
03/20/63	Vic Hadfield	BOS	MSG	5-1	Eddie Johnston
02/28/63	Andy Bathgate	CHI	Chicago	6-1	Glenn Hall
02/26/63	Camille Henry	DET	Detroit	4-3	Terry Sawchuk
12/16/62	Andy Hebenton	DET	MSG	5-2	Terry Sawchuk
12/23/61	Camille Henry	CHI	MSG	7-3	Glenn Hall
11/19/61	Earl Ingarfield	TOR	MSG	5-3	Johnny Bower (2), empty net (1)
10/12/61	Andy Bathgate	BOS	MSG	6-3	Don Head
03/05/61	Camille Henry	DET	MSG	8-3	Terry Sawchuk
01/22/61	Dean Prentice	DET	Detroit	5-3	Hank Bassen
11/23/60	Andy Bathgate	BOS	MSG	6-3	Bruce Gamble
03/19/60	Dean Prentice	DET	Detroit	3-6	Terry Sawchuk
12/06/59	Jimmy Bartlett	TOR	MSG	6-0	Johnny Bower
03/11/59	Andy Bathgate	CHI	MSG	3-5	Glenn Hall
03/08/59	Andy Hebenton	DET	MSG	4-2	Terry Sawchuk
11/19/58	Dean Prentice (4)	TOR	MSG	7-4	Johnny Bower
03/12/58	Dave Creighton	CHI	Chicago	3-2	Glenn Hall
01/06/58	Camille Henry	TOR	MSG	5-5	Ed Chadwick
12/16/56	Andy Bathgate	MTL	MSG	4-2	Jacques Plante
11/24/55	Wally Hergesheimer	BOS	Boston	5-0	Terry Sawchuk
10/07/55	Ron Murphy	CHI	Chicago	7-4	Al Rollins
12/30/54	Dean Prentice	BOS	MSG	6-1	John Henderson
03/13/54	Camille Henry (4)	DET	Detroit	5-2	Terry Sawchuk

ALL-TIME HAT TRICKS

DATE	PLAYER	OPPONENT	SITE	SCORE	GOALTENDER(S)
03/03/54	Don Raleigh	TOR	Toronto	3-3	Harry Lumley
11/12/52	Wally Hergesheimer (4)	CHI	MSG	5-2	Al Rollins
10/22/52	Wally Hergesheimer	BOS	MSG	3-3	Jim Henry
03/12/52	Wally Hergesheimer	CHI	MSG	10-2	Harry Lumley
02/10/52	Ed Slowinski	TOR	MSG	3-4	Al Rollins
03/25/51	Reg Sinclair	CHI	MSG	5-2	Harry Lumley
03/11/51	Don Raleigh	MTL	MSG	5-5	Gerry McNeil
12/24/50	Nick Mickoski (4)	CHI	MSG	6-1	Harry Lumley
03/08/50	Don Raleigh	CHI	Chicago	4-2	Frank Brimsek
11/20/49	Tony Leswick	CHI	Chicago	5-2	Frank Brimsek
02/25/48	Don Raleigh (4)	CHI	MSG	4-7	Emile Francis
12/11/47	Phil Watson	MTL	Montreal	4-2	Bill Durnan
11/02/47	Buddy O'Connor	TOR	MSG	7-4	Turk Broda
02/26/47	Grant Warwick	CHI	MSG	7-9	Emile Francis
02/19/47	Grant Warwick	BOS	MSG	6-0	Frank Brimsek
12/08/46	Cal Gardner	BOS	Boston	6-4	Frank Brimsek
02/27/46	Edgar Laprade	TOR	Toronto	6-4	Turk Broda
12/19/45	Hank Goldup	BOS	Boston	7-8	Frank Brimsek
03/04/44	Fern Gauthier	BOS	Boston	9-10	Bert Gardiner
01/09/44	Dutch Hiller	MTL	MSG	5-6	Bill Durnan
12/25/43	Ozzie Aubuchon	TOR	Toronto	5-3	Paul Bibeault
11/08/42	Grant Warwick	MTL	Montreal	4-10	Paul Bibeault
02/07/42	Lynn Patrick	TOR	Toronto	4-6	Turk Broda
01/25/42	Grant Warwick	DET	MSG	11-2	Johnny Mowers
01/13/42	Alex Shibicky	BRK	MSG	9-2	Chuck Rayner
12/31/41	Bryan Hextall Sr.	BRK	MSG*	4-3	Chuck Rayner
12/11/41	Lynn Patrick	BRK	MSG*	5-3	Chuck Rayner
01/05/41	Phil Watson	NYA	MSG*	6-2	Earl Robertson
12/15/40	Bryan Hextall Sr.	NYA	MSG	6-3	Earl Robertson
01/23/40	Lynn Patrick	NYA	MSG*	5-3	Earl Robertson
12/22/38	Alex Shibicky	MTL	Montreal	5-2	Claude Bourque
12/08/38	Clint Smith	MTL	Montreal	6-5	Claude Bourque
02/01/38	Alex Shibicky	CHI	MSG	6-1	Mike Karakas
12/29/36	Butch Keeling	NYA	MSG*	5-1	Roy Worters
12/12/36	Cecil Dillon	TOR	Toronto	5-3	Turk Broda
02/04/36	Cecil Dillon	DET	MSG	4-4	Normie Smith
02/12/35	Cecil Dillon	SLE	St. Louis	5-1	Bill Beveridge
01/22/35	Frank Boucher	MTL	Montreal	7-0	Wilf Cude
01/25/34	Bun Cook	SEN	Ottawa	6-3	Bill Beveridge
03/12/33	Bill Cook (4)	NYA	MSG*	8-2	Roy Worters
01/28/33	Cecil Dillon (4)	SEN	Ottawa	9-2	Alec Connell (1), Bill Beveridge (3)
11/29/31	Bill Cook	CHI	Chicago	5-0	Charlie Gardiner
02/26/31	Bill Cook	TOR	MSG	4-1	Lorne Chabot
12/25/30	Bun Cook	SEN	Ottawa	4-1	Alec Connell
12/23/30	Bill Cook	MTL	MSG	5-1	George Hainsworth
12/04/30	Bill Cook	MTL	Montreal	4-5	George Hainsworth
01/23/30	Bun Cook	SEN	MSG	6-3	Alec Connell
01/05/30	Frank Boucher	PIR	MSG	8-3	Joe Miller
12/17/29	Bun Cook	NYA	MSG	6-2	Roy Worters
12/12/29	Leo Bourgeault	MTL	MSG	8-3	George Hainsworth
11/17/29	Bill Cook	DCG	MSG	5-5	Dolly Dolson
03/21/28	Frank Boucher	CHI	Chicago	6-1	Charlie Gardiner
03/18/28	Frank Boucher	NYA	MSG	7-3	Jake Forbes
01/29/28	Bill Cook	NYA	MSG*	7-0	Joe Miller
12/04/27	Frank Boucher	DCG	Detroit	3-1	Hap Holmes
03/26/27	Frank Boucher	BOS	Boston	3-4 (OT)	Hal Winkler
03/22/27	Bill Cook	PIR	MSG	4-1	Roy Worters
02/12/27	Bill Cook	PIR	Pittsburgh	3-2 (OT)	Roy Worters
01/16/27	Murray Murdoch	CHI	MSG	5-4	Hugh Lehman

* Rangers were the road team against the Americans at MSG

ALL-TIME SHUTOUTS

GOALTENDER	REGULAR SEASON	PLAYOFFS	TOTAL
*Lundqvist	63	10	73
Giacomin	49	1	50
Kerr	40	7	47
Roach	30	5	35
Richter	24	9	33
Rayner	24	1	25
Worsley	24	0	24
Chabot	21	2	23
Vanbiesbrouck	16	2	18
Aitkenhead	11	3	14
Villemure	13	0	13
Talbot	8	0	8
Davidson	7	1	8
Dunham	7	0	7
Healy	6	0	6
Bower	5	0	5
Plante	5	0	5
Raanta	5	0	5
Thomas	5	0	5
Henry	4	1	5
Valiquette	4	0	4

*Denotes player currently on the Rangers

GOALTENDER	REGULAR SEASON	PLAYOFFS	TOTAL
Baker	3	0	3
*Georgiev	2	0	2
Biron	2	0	2
Maniago	2	0	2
Markkanen	2	0	2
Mio	2	0	2
Paille	2	0	2
Winkler	2	0	2
Hanlon	1	1	2
Beveridge	1	0	1
Blackburn	1	0	1
Froese	1	0	1
McAuley	1	0	1
McCartan	1	0	1
Pavelec	1	0	1
Sawchuk	1	0	1
Skapski	1	0	1
Soetaert	1	0	1
Weeks	1	0	1
Miller	0	1	1

MOST DECISIVE VICTORIES

HOME		
SCORE	OPPONENT	DATE
12-1	vs. California	Nov. 21, 1971
10-0	vs. California	Nov. 17, 1974
9-0	vs. Montreal	Feb. 4, 1940
9-0	vs. Chicago	Jan. 5, 1947
9-0	vs. Montreal	Jan. 30, 1949
9-0	vs. Boston	Feb. 23, 1969
9-0	vs. New Jersey	Mar. 31, 1986
11-2	vs. Detroit	Jan. 25, 1942
8-0	vs. Los Angeles	Jan. 9, 1972
9-1	vs. St. Louis	Jan. 5, 1972
9-1	vs. Pittsburgh	Dec. 17, 1972
10-2	vs. Chicago	Mar. 12, 1952
10-2	vs. Edmonton	Oct. 24, 1979
10-2	vs. Detroit	Dec. 23, 1985
11-3	vs. Hartford	Feb. 23, 1983

* Rangers were the road team against the Americans at MSG

ROAD		
SCORE	OPPONENT	DATE
11-2	at New Jersey	Oct. 25, 1984
11-3	at Pittsburgh	Nov. 25, 1992
10-2	at Tampa Bay	Nov. 10, 1998
7-0	at NY Americans*	Jan. 29, 1928
7-0	at Montreal	Jan. 22, 1935
7-0	at NY Americans*	Feb. 2, 1939
7-0	at Toronto	Mar. 22, 1958
8-1	at Oakland	Nov. 7, 1969
8-1	at California	Nov. 5, 1971
8-1	at Minnesota	Dec. 30, 1974
9-2	at Ottawa	Jan. 28, 1933
9-2	at Minnesota	Feb. 15, 1975
11-4	at Minnesota	Dec. 4, 1976
11-4	at Washington	Mar. 24, 1978

MOST DECISIVE DEFEATS

HOME		
SCORE	OPPONENT	DATE
3-13	Boston	Jan. 2, 1944
0-9	Detroit	Dec. 6, 1950
1-10	Toronto	Mar. 21, 1965
0-8	Toronto	Mar. 9, 1944
0-8	Chicago	Apr. 2, 1967
0-7	Toronto	Jan. 28, 1945
1-8	Atlanta	Dec. 31, 1975
1-8	Montreal	Feb. 27, 1977
1-8	Minnesota	Jan. 15, 1979
5-12	Winnipeg	Feb. 25, 1985

ROAD		
SCORE	OPPONENT	DATE
0-15	at Detroit	Jan. 23, 1944
1-14	at Toronto	Mar. 16, 1957
3-14	at Boston	Jan. 21, 1945
2-12	at Detroit	Feb. 3, 1944
1-10	at Chicago	Jan. 28, 1943
2-11	at Montreal	Mar. 18, 1944
1-10	at Boston	Feb. 12, 1947
0-9	at Boston	Jan. 24, 1953
2-11	at Montreal	Jan. 21, 1960

ALL-TIME 10-GOAL GAMES

DATE	SCORE	OPPONENT
Mar. 16, 1939	11-5	at NY Americans
Jan. 25, 1942	11-2	vs. Detroit
Mar. 12, 1952	10-2	vs. Chicago
Mar. 29, 1967	10-5	vs. Detroit
Nov. 21, 1971	12-1	vs. California
Nov. 17, 1974	10-0	vs. California
Feb. 18, 1976	11-4	vs. Washington
Oct. 12, 1976	10-4	at Minnesota
Dec. 4, 1976	11-4	at Minnesota
Mar. 24, 1978	11-4	at Washington
Oct. 24, 1979	10-2	vs. Edmonton
Feb. 23, 1983	11-3	vs. Hartford
Oct. 25, 1984	11-2	at New Jersey
Dec. 23, 1985	10-2	vs. Detroit
Nov. 25, 1992	11-3	at Pittsburgh
Dec. 13, 1992	10-5	vs. Montreal
Nov. 10, 1998	10-2	at Tampa Bay

ALL-TIME 10-GOAL GAMES VS. RANGERS

DATE	SCORE	OPPONENT
Nov. 5, 1942	5-12	at Detroit
Nov. 8, 1942	4-10	at Montreal
Jan. 28, 1943	1-10	at Chicago
Mar. 16, 1943	5-11	at Boston
Nov. 14, 1943	5-10	at Chicago
Dec. 4, 1943	4-11	at Toronto
Jan. 2, 1944	3-13	vs. Boston
Jan. 23, 1944	0-15	at Detroit
Feb. 3, 1944	2-12	at Detroit
Mar. 4, 1944	9-10	at Boston
Mar. 18, 1944	2-11	at Montreal
Nov. 2, 1944	3-10	at Detroit
Dec. 21, 1944	3-11	at Detroit
Jan. 21, 1945	3-14	at Boston
Mar. 11, 1945	5-11	vs. Montreal
Feb. 12, 1947	1-10	at Boston
Feb. 19, 1955	2-10	at Montreal
Mar. 16, 1957	1-14	at Toronto
Jan. 21, 1960	2-11	at Montreal
Mar. 21, 1965	1-10	vs. Toronto
Nov. 15, 1973	2-10	at Boston
Dec. 19, 1974	3-11	at Boston
Apr. 3, 1976	2-10	at NY Islanders
Mar. 10, 1977	3-10	at Boston
Nov. 13, 1979	5-10	at NY Islanders
Nov. 17, 1984	4-10	at NY Islanders
Feb. 25, 1985	5-12	vs. Winnipeg
Mar. 7, 1985	5-11	at Calgary
Dec. 4, 1988	6-10	at Edmonton
Feb. 17, 1989	6-10	vs. Toronto
Dec. 31, 1992	6-11	at Buffalo
Mar. 6, 1993	2-10	at Quebec
Apr. 9, 1993	4-10	vs. Pittsburgh
Feb. 6, 2009	2-10	at Dallas

ALL-TIME O-O GAMES

DATE	OPPONENT/SITE	GOALTENDERS
Mar. 5, 1927	vs. Montreal at Montreal (Maroons)	Lorne Chabot and Clint Benedict
Feb. 7, 1928	vs. Ottawa at MSG	Lorne Chabot and Alec Connell
Feb. 9, 1928	vs. Ottawa at Ottawa	Lorne Chabot and Alec Connell
Feb. 26, 1928	vs. Detroit at Detroit	Lorne Chabot and Hap Holmes
Dec. 6, 1928	vs. Pittsburgh at Pittsburgh (Pirates)	John Ross Roach and Joe Miller
Jan. 6, 1929	vs. NY Americans at MSG*	John Ross Roach and Roy Worters
Jan. 19, 1929	vs. Montreal at Montreal	John Ross Roach and George Hainsworth
Feb. 28, 1929	vs. Chicago at Chicago**	John Ross Roach and Charlie Gardiner
Nov. 18, 1930	vs. NY Americans at MSG	John Ross Roach and Roy Worters
Mar. 15, 1931	vs. NY Americans at MSG	John Ross Roach and Roy Worters
Dec. 7, 1933	vs. Montreal at MSG	Andy Aitkenhead and Lorne Chabot
Dec. 21, 1933	vs. Ottawa at MSG	Andy Aitkenhead and Bill Beveridge
Dec. 30, 1934	vs. Boston at MSG	Dave Kerr and Tiny Thompson
Feb. 24, 1935	vs. Boston at MSG	Dave Kerr and Tiny Thompson
Jan. 5, 1936	vs. NY Americans at MSG*	Dave Kerr and Roy Worters
Mar. 3, 1936	vs. Toronto at MSG	Dave Kerr and George Hainsworth
Mar. 10, 1936	vs. Montreal at Montreal (Maroons)	Dave Kerr and Lorne Chabot
Dec. 8, 1936	vs. Chicago at MSG	Dave Kerr and Mike Karakas
Dec. 17, 1939	vs. Detroit at Detroit	Dave Kerr and Tiny Thompson
Mar. 14, 1940	vs. Boston at MSG	Dave Kerr and Frank Brimsek
Jan. 7, 1945	vs. Chicago at MSG	Ken McAuley and Mike Karakas
Dec. 31, 1945	vs. Montreal at MSG	Chuck Rayner and Bill Durnan
Dec. 24, 1949	vs. Montreal at Montreal	Chuck Rayner and Bill Durnan
Oct. 22, 1950	vs. Boston at Boston	Chuck Rayner and Jack Gelineau
Mar. 5, 1954	vs. Chicago at Chicago	Johnny Bower and Al Rollins
Jan. 12, 1955	vs. Toronto at MSG	Gump Worsley and Harry Lumley
Dec. 8, 1956	vs. Toronto at Toronto	Gump Worsley and Ed Chadwick
Mar. 8, 1964	vs. Montreal at MSG	Jacques Plante and Charlie Hodge
Mar. 8, 1970	vs. Pittsburgh at MSG	Ed Giacomin and Al Smith
Mar. 30, 1981	vs. Philadelphia at MSG	Steve Baker and Rick St. Croix
Dec. 9, 1989	vs. NY Islanders at NY Islanders	John Vanbiesbrouck and Mark Fitzpatrick
Feb. 28, 1995	vs. Florida at MSG	Mike Richter and John Vanbiesbrouck
Oct. 27, 1998	vs. Buffalo at MSG	Mike Richter and Dominik Hasek
Oct. 16, 2003	vs. Atlanta at MSG	Mike Dunham and Pasi Nurminen
Oct. 20, 2007	vs. Boston at Boston (O-I, SO)	Henrik Lundqvist and Manny Fernandez
Mar. 9, 2008	vs. Boston at MSG (I-O, SO)	Henrik Lundqvist and Alex Auld
Oct. 17, 2008	vs. Toronto at MSG (I-O, SO)	Steve Valiquette and Vesa Toskala
Jan. 12, 2010	vs. New Jersey at MSG (O-I, SO)	Henrik Lundqvist and Martin Brodeur
Feb. 1, 2012	vs. Buffalo at Buffalo (I-O, SO)	Henrik Lundqvist and Ryan Miller
Nov. 1, 2014	vs. Winnipeg at MSG (O-I, SO)	Henrik Lundqvist and Ondrej Pavelec
Dec. 27, 2017	vs. Washington at MSG (I-O, SO)	Ondrej Pavelec and Philipp Grubauer

*Rangers were road team in game against NY Americans

** Game played at Detroit Olympia

ALL-TIME NEUTRAL SITE GAMES

DATE	VENUE	LOCATION	OPPONENT	HOME TEAM	SCORE
2/2/29	Detroit Olympia	Detroit, MI	Chicago	Chicago	3-2
2/28/29	Detroit Olympia	Detroit, MI	Chicago	Chicago	0-0
3/17/29	Madison Square Garden	New York, NY	Pittsburgh Pirates	Pittsburgh	4-3
12/28/29	Atlantic City Auditorium	Atlantic City, NJ	Ottawa	Ottawa	3-1
3/16/30	Madison Square Garden	New York, NY	Pittsburgh Pirates	Pittsburgh	4-3 (OT)
3/17/31	Madison Square Garden	New York, NY	Ottawa	Ottawa	3-1
2/19/54	Indiana State Fairgrounds Coliseum	Indianapolis, IN	Chicago	Chicago	3-0
3/16/55	St. Louis Arena	St. Louis, MO	Chicago	Chicago	1-1
1/17/56	Ak-Sar-Ben Coliseum	Omaha, NE	Chicago	Chicago	2-2
3/8/56	St. Louis Arena	St. Louis, MO	Chicago	Chicago	6-4
11/8/68	Cow Palace	Daly City, CA	Oakland	Oakland	3-2
12/9/92	Miami Arena	Miami, FL	Tampa Bay	NY Rangers	6-5
2/22/93	ARCO Arena	Sacramento, CA	San Jose	San Jose	4-0
10/31/93	Halifax Metro Centre	Halifax, NS	New Jersey	NY Rangers	4-1
3/9/94	Halifax Metro Centre	Halifax, NS	Washington	Washington	7-5
10/4/08	O2 Arena	Prague, CZE	Tampa Bay	Tampa Bay	2-1
10/5/08	O2 Arena	Prague, CZE	Tampa Bay	NY Rangers	2-1
10/7/11	Ericsson Globe	Stockholm, SWE	Los Angeles	Los Angeles	2-3 (OT)
10/8/11	Ericsson Globe	Stockholm, SWE	Anaheim	Anaheim	1-2 (OT)
1/2/12 ¹	Citizens Bank Park	Philadelphia, PA	Philadelphia	Philadelphia	3-2
1/26/14 ²	Yankee Stadium	Bronx, NY	New Jersey	New Jersey	7-3
1/29/14 ³	Yankee Stadium	Bronx, NY	NY Islanders	NY Islanders	2-1
1/1/18 ⁴	Citi Field	Queens, NY	Buffalo	Buffalo	3-2 (OT)
Rangers All-Time Record in Neutral Site Games				18-0-3-2	

BOLD - games were originally scheduled for the opponent's city, but switched to MSG to draw a larger crowd

¹ 2012 NHL Winter Classic

² 2014 NHL Stadium Series

³ 2014 NHL Stadium Series

⁴ 2018 NHL Winter Classic

ALL-TIME ROAD GAMES AT MADISON SQUARE GARDEN

DATE	OPPONENT	SCORE
12/26/26	NY Americans	2-5
2/27/27	NY Americans	4-1
11/20/27	NY Americans	2-1
1/29/28	NY Americans	7-0
11/18/28	NY Americans	1-1
1/6/29	NY Americans	0-0
3/17/29	Pittsburgh Pirates*	4-3
1/2/30	NY Americans	1-7
2/4/30	NY Americans	3-5
3/16/30	Pittsburgh Pirates*	4-3 (OT)
12/30/30	NY Americans	2-2
2/5/31	NY Americans	2-0
3/17/31	Ottawa*	3-1
11/17/31	NY Americans	3-0
12/25/31	NY Americans	6-0
3/10/32	NY Americans	1-5
12/15/32	NY Americans	3-2
1/24/33	NY Americans	3-2
3/12/33	NY Americans	8-2
12/24/33	NY Americans	3-1
1/16/34	NY Americans	1-2
3/13/34	NY Americans	2-1
11/25/34	NY Americans	1-3
1/12/35	NY Americans	3-1
1/27/35	NY Americans	4-2
11/26/35	NY Americans	1-0
1/5/36	NY Americans	0-0
3/15/36	NY Americans	2-1
11/26/36	NY Americans	3-1
12/29/36	NY Americans	5-1
3/9/37	NY Americans	7-5 (OT)
12/16/37	NY Americans	2-0
1/16/38	NY Americans	4-0
3/6/38	NY Americans	1-3
12/4/38	NY Americans	6-1
1/10/39	NY Americans	0-1 (OT)
2/2/39	NY Americans	7-0
3/16/39	NY Americans	11-5
11/18/39	NY Americans	3-1
1/4/40	NY Americans	6-2
1/23/40	NY Americans	5-3
2/22/40	NY Americans	0-1 (OT)
11/28/40	NY Americans	1-2
1/5/41	NY Americans	6-2
2/4/41	NY Americans	2-2
2/18/41	NY Americans	5-2
12/11/41	Brooklyn	5-3
12/31/41	Brooklyn	4-3
2/3/42	Brooklyn	3-2 (OT)
3/3/42	Brooklyn	4-4

* games were originally scheduled for the opponent's city, but switched to MSG to draw a larger crowd

ALL-TIME PENALTY SHOTS

PLAYER	DATE	SCORE	GOALTENDER	RESULT
Bun Cook	11/18/34	Eagles 0 at NYR 5	Bill Beveridge	Save
Bun Cook	11/22/34	Detroit 3 at NYR 4	Normie Smith	Save
Bun Cook	12/8/34	NYR 5 at Toronto 2	George Hainsworth	Save
Bert Connelly	1/24/35	Chicago 3 at NYR 3	Lorne Chabot	Save
Bert Connelly	1/31/35	NYR 3 at Toronto 2	George Hainsworth	Save
Bert Connelly	1/16/36	Toronto 0 at NYR 1	George Hainsworth	Goal
Neil Colville	12/16/37	NYR 2 at NY Americans 0	Earl Robertson	Save
Alex Shibicky	2/1/38	Chicago 1 at NYR 6	Mike Karakas	Goal
Alex Shibicky	12/8/38	NYR 6 at Canadiens 5	Claude Bourque	Save
Mac Colville	12/27/41	NYR 4 at Canadiens 2	Paul Bibault	Goal
Ab DeMarco Sr.	2/19/44	NYR 2 at Canadiens 5	Bill Durnan	Save
Chuck Scherza	11/30/44	NYR 7 at Canadiens 5	Bill Durnan	Goal
Fred Thurier	1/18/45	NYR 3 at Detroit 7	Harry Lumley	Goal
Alex Shibicky	11/25/45	NYR 4 at Detroit 1	Harry Lumley	Goal
Danny Lewicki	10/24/56	Montreal 2 at NYR 3	Gerry McNeil	Goal
Camille Henry	3/8/58	NYR 3 at Montreal 2	Jacques Plante	Goal
Andy Bathgate	3/14/62	Detroit 2 at NYR 3	Hank Bassen	Goal
Camille Henry	2/26/63	NYR 4 at Detroit 3	Terry Sawchuk	Goal
Andy Hebenton	3/21/63	NYR 2 at Boston 2	Eddie Johnston	Save
Don Marshall	11/3/63	Canadiens 5 at NYR 3	Charlie Hodge	Save
Rod Gilbert	11/27/63	Detroit 2 at NYR 3	Terry Sawchuk	Goal
Bob Nevin	11/5/66	NYR 1 at Toronto 3	Terry Sawchuk	Goal
Greg Polis	2/1/76	North Stars 2 at NYR 3	Cesare Maniago	Save
Don Murdoch	11/3/76	NYR 6 at Vancouver 1	Curt Ridley	Goal
Bill Goldsworthy	11/14/76	Pittsburgh 5 at NYR 1	Dunc Wilson	Save
Don Murdoch	1/9/77	Los Angeles 5 at NYR 4	Rogie Vachon	Save
Don Murdoch	1/28/78	NYR 2 at Islanders 6	Glenn Resch	Save
Claude Larose	1/7/80	Hartford 2 at NYR 5	Al Smith	Save
Ron Greschner	10/28/80	NYR 4 at St. Louis 5	Mike Liut	Goal
Mike Rogers	12/5/81	NYR 2 at Colorado 1	Glenn Resch	Save
Pierre Larouche	2/16/86	Detroit 1 at NYR 3	Corrado Micallef	Save
Mike Ridley	2/16/86	Detroit 1 at NYR 3	Corrado Micallef	Save
Peter Sundstrom	3/2/86	Washington 4 at NYR 2	Al Jensen	Goal
Jan Erixon	10/24/87	NYR 5 at Philadelphia 3	Mark Laforest	Goal
Guy Lafleur	11/29/88	NYR 4 at Winnipeg 3	Eldon Reddick	Save
Lindy Ruff	11/26/89	Quebec 1 at NYR 3	Mario Brunetta	Goal
Kelly Kisio	2/26/90	Boston 1 at NYR 6	Rejean Lemelin	Save
Darren Turcotte	12/29/91	Pittsburgh 6 at NYR 3	Wendell Young	Save
Paul Broten	1/16/92	Calgary 4 at NYR 6	Mike Vernon	Goal
Alexei Kovalev	10/5/93	Boston 4 at NYR 3	Jon Casey	Save
Steve Larmer	1/16/94	NYR 5 at Chicago 1	Ed Belfour	Goal

ALL-TIME PENALTY SHOTS

PLAYER	DATE	SCORE	GOALTENDER	RESULT
Tony Amonte	1/27/94	NYR 5 at Los Angeles 4	Kelly Hrudey	Save
Mike Keane	10/24/97	Tampa Bay 3 at NYR 4	Corey Schwab	Goal
Kevin Stevens	3/22/98	NYR 4 at Philadelphia 5	Sean Burke	Save
John MacLean	1/10/99	Tampa Bay 2 at NYR 5	Bill Ranford	Goal
Radek Dvorak	3/13/00	Dallas 4 at NYR 3	Manny Fernandez	Save
Manny Malhotra	1/14/02	Columbus 2 at NYR 2	Marc Denis	Save
Pavel Bure	10/19/02	Nashville 2 at NYR 2	Tomas Vokoun	Goal
Pavel Bure	3/13/03	NYR 2 at Ottawa 3	Patrick Lalime	Goal
Jan Hlavac	11/6/03	NYR 3 at Carolina 6	Kevin Weekes	Goal
Matthew Barnaby	2/16/04	Ottawa 4 at NYR 1	Patrick Lalime	Save
Michael Nylander	10/5/05	NYR 5 at Philadelphia 3	Robert Esche	Save
Martin Straka	2/2/06	NYR 5 at Islanders 2	Rick DiPietro	Goal
Jason Ward	3/8/06	NYR 2 at Atlanta 3	Kari Lehtonen	Save
Martin Straka	3/14/06	NYR 3 at Carolina 5	Martin Gerber	Save
Karel Rachunek	12/30/06	Washington 1 at NYR 4	Olaf Kolzig	Save
Jed Ortmeyer	1/13/07	Boston 1 at NYR 3	Tim Thomas	Goal
Brendan Shanahan	1/29/07	NYR 6 at Boston 1	Hannu Toivonen	Goal
Chris Drury	11/8/08	NYR 1 at Washington 3	Brent Johnson	Save
Michal Rozsival	12/17/08	NYR 3 at Los Angeles 2	Jason LaBarbera	Goal
Lauri Korpikoski	3/21/09	Buffalo 3 at NYR 5	Patrick Lalime	Save
Ryan Callahan	12/6/09	Detroit 3 at NYR 1	Jimmy Howard	Save
Sean Avery	2/14/10	Tampa Bay 2 at NYR 5	Mike Smith	Goal
Marian Gaborik	10/11/10	NYR 4 at Islanders 6	Rick DiPietro	Save
Ryan Callahan	10/30/10	NYR 2 at Toronto 0	Jean-Sebastien Giguere	Goal
Marian Gaborik	2/11/11	NYR 2 at Atlanta 3	Ondrej Pavelec	Save
Marian Gaborik	1/10/12	Phoenix 1 at NYR 2	Mike Smith	Save
Marian Gaborik	3/14/13	NYR 1 at Winnipeg 3	Ondrej Pavelec	Save
Chris Kreider	11/19/13	Boston 2 at NYR 1	Tuukka Rask	Save
Rick Nash	11/21/13	NYR 3 at Dallas 2	Kari Lehtonen	Save
Derek Stepan	1/26/14	NYR 7 at New Jersey 3	Cory Schneider	Goal
Martin St. Louis	12/13/14	NYR 5 at Vancouver 1	Ryan Miller	Save
Carl Hagelin	2/2/15	Florida 3 at NYR 6	Roberto Luongo	Save
Rick Nash	10/10/15	Columbus 2 at NYR 5	Sergei Bobrovsky	Save
Chris Kreider	11/19/15	NYR 1 at Tampa Bay 2	Ben Bishop	Save
Chris Kreider	11/21/15	NYR 5 at Florida 4	Roberto Luongo	Save
Dan Boyle	12/9/15	NYR 1 at Vancouver 2	Ryan Miller	Goal
Keith Yandle	12/17/15	NYR 2 at Minnesota 5	Devan Dubnyk	Save
Jesper Fast	2/21/16	Detroit 0 at NYR 1	Jimmy Howard	Save
Brady Skjei	12/29/17	NYR 2 at Detroit 3	Jimmy Howard	Save
Jimmy Vesey	1/4/19	NYR 1 at Colorado 6	Philipp Grubauer	Save

ALL-TIME PENALTY SHOTS VS. RANGERS

PLAYER, TEAM	DATE	SCORE	GOALTENDER	RESULT
Ebbie Goodfellow, Detroit	11/15/34	NYR 2 at Detroit 8	Percy Jackson	Save
Ebbie Goodfellow, Detroit	11/22/34	Detroit 3 at NYR 4	Andy Aitkenhead	Save
Armand Mondou, Montreal	12/4/34	NYR 3 at Canadiens 5	Andy Aitkenhead	Goal
Charlie Conacher, Toronto	12/11/34	Toronto 8 at NYR 4	Andy Aitkenhead	Goal
Ebbie Goodfellow, Detroit	2/17/35	NYR 5 at Detroit 3	Dave Kerr	Save
Hap Emms, NY Americans	12/16/37	NYR 2 at NY Americans 0	Dave Kerr	Save
Paul Thompson, Chicago	2/1/38	Chicago 1 at NYR 6	Dave Kerr	Save
Sid Abel, Detroit	2/26/42	Detroit 4 at NYR 7	Jim Henry	Goal
Bob Goldham, Toronto	3/7/42	NYR 2 at Toronto 4	Jim Henry	Goal
Bud Poile, Toronto	11/19/42	Toronto 7 at NYR 3	Steve Buzinski	Goal
Ray Getliffe, Montreal	2/20/43	NYR 1 at Canadiens 6	Bill Beveridge	Save
Tod Sloan, Toronto	2/17/51	NYR 0 at Toronto 2	Chuck Rayner	Save
Bernie Geoffrion, Montreal	10/16/52	NYR 1 at Montreal 3	Gump Worsley	Goal
Gordie Howe, Detroit	3/5/53	NYR 1 at Detroit 7	Gump Worsley	Goal
Dallas Smith, Boston	12/21/66	Boston 1 at NYR 5	Ed Giacomin	Save
Johnny Bucyk, Boston	2/4/67	NYR 4 at Boston 3	Ed Giacomin	Goal
Eddie Joyal, Los Angeles	10/31/67	NYR 6 at Los Angeles 1	Ed Giacomin	Save
Norm Ferguson, Oakland	11/24/68	Oakland 2 at NYR 3	Ed Giacomin	Goal
Charlie Burns, Pittsburgh	2/5/69	NYR 2 at Pittsburgh 3	Ed Giacomin	Save
Keith McCreary, Pittsburgh	3/18/70	NYR 2 at Pittsburgh 0	Ed Giacomin	Save
Butch Goring, Los Angeles	2/13/72	Los Angeles 2 at NYR 4	Gilles Villemure	Goal
Stan Mikita, Chicago	3/15/72	NYR 1 at Chicago 3	Ed Giacomin	Save
Ron Schock, Pittsburgh	3/10/73	NYR 5 at Pittsburgh 4	Ed Giacomin	Save
Jacques Lemaire, Montreal	3/31/73	NYR 1 at Montreal 5	Ed Giacomin	Goal
Paul Henderson, Toronto	10/20/73	NYR 2 at Toronto 3	Gilles Villemure	Save
Yvan Cournoyer, Montreal	12/29/73	NYR 1 at Montreal 7	Ed Giacomin	Save
Rolf Edberg, Washington	2/2/80	NYR 6 at Washington 3	Doug Soetaert	Goal
Mike Gartner, Washington	12/10/80	Washington 2 at NYR 6	Wayne Thomas	Goal
Bob MacMillan, Calgary	1/13/81	NYR 4 at Calgary 4	Doug Soetaert	Save
Mike Rogers, Hartford	2/22/81	NYR 5 at Hartford 6	Doug Soetaert	Save
Petr Klima, Detroit	2/17/87	Detroit 2 at NYR 6	John Vanbiesbrouck	Save
Pat Verbeek, New Jersey	3/27/88	NYR 2 at New Jersey 7	John Vanbiesbrouck	Goal
Ray Bourque, Boston	11/11/88	Boston 4 at NYR 4	John Vanbiesbrouck	Save
Kevin Dineen, Hartford	10/19/89	Hartford 3 at NYR 7	Mike Richter	Save
Pelle Eklund, Philadelphia	1/14/90	Philadelphia 3 at NYR 4	Mike Richter	Save
Keith Acton, Philadelphia	3/25/90	Philadelphia 3 at NYR 7	John Vanbiesbrouck	Goal
Troy Murray, Winnipeg	11/27/91	NYR 2 at Winnipeg 3	Mike Richter	Save
Pavel Bure, Vancouver	2/17/92	Vancouver 3 at NYR 3	John Vanbiesbrouck	Save
Steve Konowalchuk, Washington	3/5/95	NYR 2 at Washington 4	Mike Richter	Save
Ken Klee, Washington	3/12/97	Washington 2 at NYR 3	Mike Richter	Save

ALL-TIME PENALTY SHOTS VS. RANGERS

PLAYER, TEAM	DATE	SCORE	GOALTENDER	RESULT
Doug Weight, Edmonton	10/8/97	NYR 3 at Edmonton 3	Mike Richter	Goal
Marc Bureau, Montreal	3/12/98	NYR 1 at Montreal 4	Mike Richter	Save
Claude Lapointe, NY Islanders	10/22/98	NY Islanders 2 at NYR 3	Mike Richter	Save
Richard Zednik, Washington	11/11/99	NYR 5 at Washington 4	Mike Richter	Save
Randy Robitaille, Nashville	1/31/00	Nashville 1 at NYR 5	Mike Richter	Save
David Legwand, Nashville	12/23/00	Nashville 3 at NYR 2	Kirk McLean	Goal
Colin White, New Jersey	12/19/01	New Jersey 2 at NYR 2	Mike Richter	Save
Patrick Marleau, San Jose	11/01/02	NYR 5 at San Jose 4	Dan Blackburn	Goal
Michal Handzus, Philadelphia	12/5/02	NYR 2 at Philadelphia 3	Dan Blackburn	Goal
Rem Murray, Nashville	1/23/03	NYR 4 at Nashville 2	Mike Dunham	Save
Miroslav Satan, Buffalo	2/15/03	NYR 4 at Buffalo 5	Mike Dunham	Goal
Eric Meloche, Pittsburgh	1/3/04	NYR 4 at Pittsburgh 1	Jussi Markkanen	Save
Zigmund Palffy, Pittsburgh	11/7/05	Pittsburgh 3 at NYR 2	Kevin Weekes	Save
Joe Sakic, Colorado	12/18/05	Colorado 2 at NYR 1	Kevin Weekes	Goal
Jordan Staal, Pittsburgh	11/25/06	NYR 2 at Pittsburgh 1	Henrik Lundqvist	Save
Nils Ekman, Pittsburgh	12/7/06	Pittsburgh 2 at NYR 3	Henrik Lundqvist	Goal
Marian Hossa, Atlanta	1/20/07	Atlanta 3 at NYR 1	Henrik Lundqvist	Save
Dmitry Afanasev, Philadelphia	2/17/07	Philadelphia 5 at NYR 3	Steve Valiquette	Save
Jordan Staal, Pittsburgh	10/23/07	NYR 0 at Pittsburgh 1	Henrik Lundqvist	Save
Vincent Lecavalier, Tampa Bay	10/29/07	Tampa Bay 1 at NYR 3	Henrik Lundqvist	Goal
Sergei Kostitsyn, Montreal	2/3/08	NYR 5 at Montreal 3	Henrik Lundqvist	Goal
Sidney Crosby, Pittsburgh	1/18/09	NYR 0 at Pittsburgh 3	Henrik Lundqvist	Save
Marco Sturm, Boston	1/9/10	NYR 3 at Boston 1	Henrik Lundqvist	Save
Daniel Paille, Boston	3/21/10	NYR 1 at Boston 2	Henrik Lundqvist	Save
Daniel Briere, Philadelphia	1/2/12	NYR 3 at Philadelphia 2	Henrik Lundqvist	Save
Jonathan Toews, Chicago	2/16/12	Chicago 4 at NYR 2	Martin Biron	Goal
Mikhail Grabovski, Washington	12/8/13	Washington 4 at NYR 1	Henrik Lundqvist	Goal
Cal Clutterbuck, NY Islanders	12/20/13	NY Islanders 5 at NYR 3	Henrik Lundqvist	Goal
Tyler Bozak, Toronto	3/5/14	Toronto 3 at NYR 2	Henrik Lundqvist	Goal
Jeff Skinner, Carolina	3/7/14	NYR 4 at Carolina 2	Henrik Lundqvist	Goal
Brian Gionta, Montreal	4/12/14	NYR 0 at Montreal 1	Cam Talbot	Goal
Gustav Nyquist, Detroit	11/5/14	Detroit 3 at NYR 4	Henrik Lundqvist	Save
Tobias Rieder, Arizona	2/14/15	NYR 5 at Arizona 1	Cam Talbot	Save
Reilly Smith, Florida	11/21/15	NYR 5 at Florida 4	Henrik Lundqvist	Save
Brandon Saad, Columbus	2/26/17	Columbus 5 at NYR 2	Henrik Lundqvist	Save
David Perron, Vegas	10/31/17	Vegas 4 at NYR 6	Henrik Lundqvist	Goal
Jeff Skinner, Carolina	12/1/17	Carolina 1 at NYR 5	Henrik Lundqvist	Save
Evgeni Malkin, Pittsburgh	3/14/18	Pittsburgh 3 at NYR 4	Alexandar Georgiev	Save
Evgeny Kuznetsov, Washington	3/28/18	NYR 2 at Washington 3	Henrik Lundqvist	Save
Taylor Hall, New Jersey	4/3/18	NYR 2 at New Jersey 5	Henrik Lundqvist	Goal

SCORING LEADERS YEAR-BY-YEAR

YEAR	GOALS	PLAYER	ASSISTS	PLAYER	POINTS	PLAYER
1926-27	33	Bill Cook	15	Frank Boucher	37	Bill Cook
1927-28	23	Frank Boucher	14	Bun Cook	35	Frank Boucher
1928-29	15	Bill Cook	16	Frank Boucher	26	Frank Boucher
1929-30	29	Bill Cook	36	Frank Boucher	62	Frank Boucher
1930-31	30	Bill Cook	27	Frank Boucher	42	Bill Cook
1931-32	33	Bill Cook	24	Frank Boucher	47	Bill Cook
1932-33	28	Bill Cook	28	Frank Boucher	50	Bill Cook
1933-34	18	Bun Cook	30	Frank Boucher	44	Frank Boucher
1934-35	25	Cecil Dillon	32	Frank Boucher	45	Frank Boucher
1935-36	18	Cecil Dillon	18	Frank Boucher	32	Cecil Dillon
1936-37	22	Butch Keeling	18	Neil Colville	31	Cecil Dillon
1937-38	21	Cecil Dillon	25	Phil Watson	39	Cecil Dillon
1938-39	24	Alex Shibicky	23	Ott Heller	41	Clint Smith
1939-40	24	Bryan Hextall	28	Phil Watson	40	Bryan Hextall
1940-41	26	Bryan Hextall	28	Neil Colville	47	Bryan Hextall
1941-42	32	Lynn Patrick	37	Phil Watson	56	Bryan Hextall
1942-43	27	Bryan Hextall	39	Lynn Patrick	61	Lynn Patrick
1943-44	21	Bryan Hextall	33	Bryan Hextall	54	Bryan Hextall
1944-45	24	Ab DeMarco, Sr.	30	Ab DeMarco, Sr.	54	Ab DeMarco, Sr.
1945-46	20	Ab DeMarco, Sr.	27	Ab DeMarco, Sr.	47	Ab DeMarco, Sr.
1946-47	27	Tony Leswick	25	Edgar Laprade	41	Tony Leswick
1947-48	24	Buddy O'Connor	36	Buddy O'Connor	60	Buddy O'Connor
	24	Tony Leswick				
1948-49	18	Edgar Laprade	24	Buddy O'Connor	35	Buddy O'Connor
1949-50	22	Edgar Laprade	25	Tony Leswick	44	Edgar Laprade
			25	Don Raleigh	44	Tony Leswick
1950-51	20	Nick Mickoski	24	Don Raleigh	39	Don Raleigh
					39	Reg Sinclair
1951-52	26	Wally Hergesheimer	42	Don Raleigh	61	Don Raleigh
1952-53	30	Wally Hergesheimer	38	Paul Ronty	59	Wally Hergesheimer
1953-54	27	Wally Hergesheimer	33	Paul Ronty	46	Paul Ronty
1954-55	29	Danny Lewicki	32	Don Raleigh	53	Danny Lewicki
1955-56	24	Dean Prentice	47	Andy Bathgate	66	Andy Bathgate
	24	Andy Heberton				
1956-57	27	Andy Bathgate	50	Andy Bathgate	77	Andy Bathgate
1957-58	32	Camille Henry	48	Andy Bathgate	78	Andy Bathgate
1958-59	40	Andy Bathgate	48	Andy Bathgate	88	Andy Bathgate
1959-60	32	Dean Prentice	48	Andy Bathgate	74	Andy Bathgate
1960-61	29	Andy Bathgate	48	Andy Bathgate	77	Andy Bathgate
1961-62	28	Andy Bathgate	56	Andy Bathgate	84	Andy Bathgate
1962-63	37	Camille Henry	46	Andy Bathgate	81	Andy Bathgate
1963-64	29	Camille Henry	43	Andy Bathgate	65	Phil Goyette
1964-65	25	Rod Gilbert	36	Rod Gilbert	61	Rod Gilbert
1965-66	29	Bob Nevin	33	Bob Nevin	62	Bob Nevin
1966-67	28	Rod Gilbert	49	Phil Goyette	61	Phil Goyette
1967-68	32	Jean Ratelle	48	Rod Gilbert	78	Jean Ratelle
1968-69	32	Jean Ratelle	49	Rod Gilbert	78	Jean Ratelle
1969-70	33	Dave Balon	50	Walt Tkaczuk	77	Walt Tkaczuk
1970-71	36	Dave Balon	49	Walt Tkaczuk	75	Walt Tkaczuk
1971-72	50	Vic Hadfield	63	Jean Ratelle	109	Jean Ratelle
1972-73	41	Jean Ratelle	59	Rod Gilbert	94	Jean Ratelle
1973-74	36	Rod Gilbert	57	Brad Park	82	Brad Park
1974-75	41	Steve Vickers	61	Rod Gilbert	97	Rod Gilbert

SCORING LEADERS YEAR-BY-YEAR

YEAR	GOALS	PLAYER	ASSISTS	PLAYER	POINTS	PLAYER
1975-76	36	Rod Gilbert	53	Steve Vickers	86	Rod Gilbert
1976-77	34	Phil Esposito	48	Rod Gilbert	80	Phil Esposito
1977-78	40	Pat Hickey	48	Ron Greshner	81	Phil Esposito
1978-79	42	Phil Esposito	45	Anders Hedberg	78	Phil Esposito
					78	Anders Hedberg
1979-80	34	Phil Esposito	48	Don Maloney	78	Phil Esposito
1980-81	30	Anders Hedberg	41	Ron Greshner	70	Anders Hedberg
	30	Eddie Johnstone				
1981-82	40	Ron Duguay	65	Mike Rogers	103	Mike Rogers
1982-83	37	Mark Pavelich	53	Reijo Ruotsalainen	76	Mike Rogers
1983-84	48	Pierre Larouche	53	Mark Pavelich	82	Mark Pavelich
1984-85	29	Tomas Sandstrom	45	Reijo Ruotsalainen	73	Reijo Ruotsalainen
1985-86	25	Tomas Sandstrom	43	Mike Ridley	65	Mike Ridley
1986-87	40	Walt Poddubny	47	Walt Poddubny	87	Walt Poddubny
	40	Tomas Sandstrom				
1987-88	38	Walt Poddubny	55	Kelly Kisio	88	Walt Poddubny
1988-89	36	Tony Granato	56	Tomas Sandstrom	88	Tomas Sandstrom
1989-90	43	John Ogrodnick	45	Brian Leetch	74	John Ogrodnick
1990-91	49	Mike Gartner	72	Brian Leetch	88	Brian Leetch
1991-92	40	Mike Gartner	80	Brian Leetch	107	Mark Messier
1992-93	45	Mike Gartner	66	Mark Messier	91	Mark Messier
1993-94	52	Adam Graves	77	Sergei Zubov	89	Sergei Zubov
1994-95	17	Adam Graves	39	Mark Messier	53	Mark Messier
1995-96	47	Mark Messier	70	Brian Leetch	99	Mark Messier
1996-97	36	Mark Messier	72	Wayne Gretzky	97	Wayne Gretzky
1997-98	23	Adam Graves	67	Wayne Gretzky	90	Wayne Gretzky
	23	Wayne Gretzky				
	23	Alex Kovalev				
	23	Pat LaFontaine				
1998-99	38	Adam Graves	53	Wayne Gretzky	62	Wayne Gretzky
1999-00	26	Mike York	49	Theoren Fleury	68	Petr Nedved
2000-01	32	Petr Nedved	58	Brian Leetch	79	Brian Leetch
2001-02	37	Eric Lindros	45	Brian Leetch	73	Eric Lindros
2002-03	27	Petr Nedved	37	Tom Poti	58	Petr Nedved
2003-04	25	Bobby Holik	31	Bobby Holik	56	Bobby Holik
2005-06	54	Jaromir Jagr	69	Jaromir Jagr	123	Jaromir Jagr
2006-07	30	Jaromir Jagr	66	Jaromir Jagr	96	Jaromir Jagr
2007-08	25	Chris Drury	54	Scott Gomez	71	Jaromir Jagr
	25	Jaromir Jagr				
2008-09	24	Markus Naslund	42	Scott Gomez	58	Scott Gomez
						Nikolai Zherdev
2009-10	42	Marian Gaborik	44	Marian Gaborik	86	Marian Gaborik
2010-11	24	Brandon Dubinsky	30	Brandon Dubinsky	54	Brandon Dubinsky
2011-12	41	Marian Gaborik	41	Brad Richards	76	Marian Gaborik
2012-13	21	Rick Nash	26	Derek Stepan	44	Derek Stepan
2013-14	26	Rick Nash	40	Derek Stepan	59	Mats Zuccarello
			40	Mats Zuccarello		
2014-15	42	Rick Nash	41	Derick Brassard	69	Rick Nash
2015-16	27	Derick Brassard	42	Keith Yandle	61	Mats Zuccarello
2016-17	28	Chris Kreider	44	Mats Zuccarello	59	Mats Zuccarello
2017-18	27	Mika Zibanejad	37	Mats Zuccarello	53	Mats Zuccarello
2018-19	30	Mika Zibanejad	44	Mika Zibanejad	74	Mika Zibanejad

LONGEST GOAL STREAKS YEAR-BY-YEAR (SINCE 1950)

YEAR	PLAYER	GAMES	DATE	TOTALS
1950-51	Nick Mickoski	3	Dec. 17 to Dec. 24, 1950	(6 goals)
	Tony Leswick	3	Jan. 13 to Jan. 17, 1951	(3 goals)
1951-52	Camille Henry	3	Nov. 4 to Nov. 11, 1951	(4 goals)
	Camille Henry	3	Dec. 9 to Dec. 12, 1951	(3 goals)
	Don Raleigh	3	Dec. 20 to Dec. 25, 1951	(3 goals)
1952-53	Nick Mickoski	4	Dec. 28 to Jan. 7, 1953	(4 goals)
1953-54	Wally Hergesheimer	3	Jan. 17 to Jan. 23, 1954	(4 goals)
1954-55	Danny Lewicki	3	Nov. 13 to Nov. 17, 1954	(5 goals)
	Dean Prentice	3	Dec. 25 to Dec. 30, 1954	(5 goals)
1955-56	Andy Bathgate	5	Nov. 27 to Dec. 7, 1955	(6 goals)
1956-57	Andy Hebenton	3	Jan. 9 to Jan. 12, 1957	(5 goals)
	Andy Bathgate	3	Nov. 28 to Dec. 2, 1956	(4 goals)
	Camille Henry	3	Feb. 7 to Feb. 10, 1957	(3 goals)
	Camille Henry	3	Feb. 14 to Feb. 20, 1957	(3 goals)
	Red Sullivan	3	Nov. 14 to Nov. 18, 1956	(3 goals)
1957-58	Andy Bathgate	4	Feb. 23 to Mar. 2, 1958	(6 goals)
1958-59	Andy Bathgate	7	Nov. 8 to Nov. 23, 1958	(9 goals)
1959-60	Andy Bathgate	4	Nov. 18 to Nov. 26, 1959	(6 goals)
	Dean Prentice	4	Nov. 28 to Dec. 5, 1959	(6 goals)
	Andy Hebenton	4	Dec. 27 to Jan. 3, 1960	(4 goals)
1960-61	Andy Hebenton	4	Jan. 8 to Jan. 15, 1961	(4 goals)
	Camille Henry	4	Nov. 13 to Nov. 23, 1960	(4 goals)
1961-62	Johnny Wilson	4	Feb. 15 to Feb. 21, 1962	(5 goals)
1962-63	Andy Bathgate	10*	Dec. 15 to Jan. 5, 1963	(11 goals)
1963-64	Rod Gilbert	7	Jan. 9 to Jan. 23, 1964	(7 goals)
1964-65	Rod Gilbert	4	Dec. 29 to Jan. 6, 1965	(4 goals)
1965-66	Jean Ratelle	3	Jan. 1 to Jan. 8, 1966	(4 goals)
	Don Marshall	3	Nov. 20 to Nov. 24, 1965	(3 goals)
	Don Marshall	3	Jan. 26 to Jan. 30, 1966	(3 goals)
	Rod Gilbert	3	Oct. 30 to Nov. 6, 1965	(3 goals)
	Rod Seiling	3	Nov. 13 to Nov. 17, 1965	(3 goals)
	Vic Hadfield	3	Jan. 30 to Feb. 5, 1966	(3 goals)
	Reg Fleming	3	Feb. 20 to Feb. 26, 1966	(3 goals)
	Rod Gilbert	5	Dec. 7 to Dec. 17, 1966	(7 goals)
	Jean Ratelle	3	Feb. 11 to Feb. 18, 1968	(5 goals)
1967-68	Jean Ratelle	3	Feb. 24 to Feb. 29, 1968	(4 goals)
	Vic Hadfield	3	Oct. 21 to Oct. 25, 1967	(4 goals)
	Vic Hadfield	3	Mar. 2 to Mar. 6, 1968	(4 goals)
	Vic Hadfield	3	Dec. 30 to Jan. 3, 1968	(3 goals)
	Phil Goyette	3	Oct. 18 to Oct. 22, 1967	(4 goals)
	Phil Goyette	3	Jan. 13 to Jan. 19, 1968	(3 goals)
	Rod Gilbert	3	Dec. 31 to Jan. 6, 1968	(3 goals)
	Rod Gilbert	3	Feb. 4 to Feb. 11, 1968	(3 goals)
	Bob Nevin	3	Nov. 29 to Dec. 3, 1967	(3 goals)
	Reg Fleming	5	Dec. 21 to Dec. 28, 1968	(5 goals)
1969-70	Dave Balon	5	Feb. 1 to Feb. 13, 1970	(7 goals)
1970-71	Bruce MacGregor	5	Feb. 27 to Mar. 6, 1971	(6 goals)
	Rod Gilbert	5	Jan. 31 to Feb. 9, 1971	(5 goals)
1971-72	Jean Ratelle	8	Feb. 12 to Feb. 23, 1972	(12 goals)
1972-73	Jean Ratelle	8	Feb. 15 to Mar. 4, 1973	(10 goals)
1973-74	Rod Gilbert	5	Dec. 16 to Dec. 26, 1973	(5 goals)
1974-75	Steve Vickers	4	Mar. 19 to Mar. 23, 1975	(6 goals)
	Jean Ratelle	4	Jan. 23 to Jan. 28, 1975	(4 goals)
1975-76	Rod Gilbert	7	Jan. 25 to Feb. 7, 1976	(12 goals)
1976-77	Rod Gilbert	3	Nov. 22 to Nov. 27, 1976	(4 goals)
	Phil Esposito	3	Oct. 13 to Oct. 17, 1976	(3 goals)
1977-78	Phil Esposito	8	Mar. 22 to Mar. 29, 1978	(8 goals)
1978-79	Ron Duguay	6	Jan. 24 to Feb. 3, 1979	(7 goals)
1979-80	Phil Esposito	5	Jan. 22 to Feb. 2, 1980	(6 goals)
1980-81	Ron Greschner	5	Oct. 25 to Nov. 1, 1980	(5 goals)
1981-82	Ed Johnstone	7	Mar. 4 to Mar. 28, 1982	(8 goals)
1982-83	Don Maloney	4	Jan. 3 to Jan. 9, 1983	(5 goals)
	Anders Hedberg	4	Oct. 20 to Oct. 27, 1982	(4 goals)
	Mark Pavelich	4	Oct. 24 to Oct. 31, 1982	(4 goals)
	Don Maloney	4	Nov. 10 to Nov. 17, 1982	(4 goals)
1983-84	Pierre Larouche	5	Dec. 12 to Dec. 30, 1983	(7 goals)
	Anders Hedberg	5	Mar. 22 to Mar. 31, 1984	(5 goals)
	Don Maloney	5	Nov. 13 to Nov. 23, 1983	(5 goals)
1984-85	Tomas Sandstrom	5	Dec. 30 to Jan. 9, 1985	(6 goals)
1985-86	Pierre Larouche	7	Feb. 5 to Feb. 24, 1986	(10 goals)

*Denotes Rangers all-time leader

LONGEST GOAL STREAKS YEAR-BY-YEAR (SINCE 1950)

YEAR	PLAYER	GAMES	DATE	TOTALS
1986-87	Tomas Sandstrom	5	Jan. 14 to Jan. 26, 1987	(8 goals)
1987-88	Walt Poddubny	5	Dec. 20 to Dec. 29, 1987	(7 goals)
	Ulf Dahlen	5	Dec. 31 to Jan. 8, 1988	(6 goals)
1988-89	Tony Granato	6	Jan. 9 to Jan. 21, 1989	(10 goals)
1989-90	Mike Gartner	7	Mar. 12 to Mar. 27, 1990	(8 goals)
1990-91	Mike Gartner	7	Jan. 30 to Feb. 13, 1991	(7 goals)
1991-92	Sergei Nemchinov	6	Dec. 2 to Dec. 14, 1991	(6 goals)
1992-93	Mike Gartner	6	Jan. 2 to Jan. 13, 1993	(9 goals)
	Darren Turcotte	6	Nov. 30 to Dec. 11, 1992	(7 goals)
	Darren Turcotte	6	Oct. 31 to Nov. 11, 1992	(7 goals)
1993-94	Adam Graves	4	Oct. 11 to Oct. 16, 1993	(4 goals)
	Adam Graves	4	Nov. 3 to Nov. 10, 1993	(4 goals)
	Adam Graves	4	Nov. 16 to Nov. 24, 1993	(4 goals)
	Alex Kovalev	4	Mar. 27 to Apr. 2, 1994	(4 goals)
	Mark Messier	4	Oct. 7 to Oct. 13, 1993	(4 goals)
	Mark Messier	4	Jan. 25 to Jan. 31, 1994	(6 goals)
1994-95	Sergei Zubov	5	Apr. 16 to Apr. 24, 1995	(5 goals)
1995-96	Mark Messier	5	Nov. 3 to Nov. 11, 1995	(7 goals)
	Pat Verbeek	5	Jan. 5 to Jan. 22, 1996	(8 goals)
1996-97	Daniel Goneau	5	Oct. 12 to Oct. 20, 1996	(5 goals)
1997-98	Alex Kovalev	4	Mar. 25 to Mar. 30, 1998	(5 goals)
	Wayne Gretzky	4	Mar. 4 to Mar. 11, 1998	(5 goals)
1998-99	Adam Graves	3	Feb. 28 to Mar. 4, 1999	(4 goals)
	Brian Leetch	3	Feb. 4 to Feb. 12, 1999	(3 goals)
	Adam Graves	3	Dec. 14 to Dec. 19, 1998	(3 goals)
	Wayne Gretzky	3	Nov. 29 to Dec. 2, 1998	(3 goals)
	Brian Leetch	3	Nov. 27 to Dec. 1, 1998	(3 goals)
1999-00	John MacLean	3	Jan. 16 to Jan. 20, 2000	(5 goals)
	Mike York	3	Nov. 7 to Nov. 11, 1999	(4 goals)
	Valeri Kamensky	3	Jan. 15 to Jan. 18, 2000	(3 goals)
2000-01	Radek Dvorak	4	Feb. 12 to Feb. 23, 2001	(4 goals)
	Petr Nedved	4	Jan. 29 to Feb. 9, 2001	(6 goals)
	Theoren Fleury	4	Oct. 29 to Nov. 4, 2000	(6 goals)
	Theoren Fleury	4	Oct. 14 to Oct. 22, 2000	(5 goals)
2001-02	Eric Lindros	4	Apr. 4 to Apr. 10, 2002	(4 goals)
	Eric Lindros	4	Nov. 2 to Nov. 8, 2001	(4 goals)
	Theoren Fleury	4	Nov. 3 to Nov. 10, 2001	(4 goals)
	Pavel Bure	4	Mar. 27 to Apr. 1, 2002	(6 goals)
2002-03	Eric Lindros	4	Dec. 3 to Dec. 8, 2002	(4 goals)
2003-04	Jaromir Jagr	4	Feb. 19 to Feb. 26, 2004	(5 goals)
2005-06	Jaromir Jagr	6	Feb. 2 to Mar. 2, 2006	(9 goals)
	Petr Prucha	6	Dec. 3 to Dec. 13, 2005	(9 goals)
2006-07	Martin Straka	4	Nov. 25 to Dec. 1, 2006	(5 goals)
	Brendan Shanahan	4	Oct. 28 to Nov. 2, 2006	(4 goals)
	Brendan Shanahan	4	Oct. 10 to Oct. 16, 2006	(4 goals)
2007-08	Chris Drury	4	Jan. 31 to Feb. 5, 2008	(5 goals)
	Jaromir Jagr	4	Mar. 31 to Apr. 6, 2008	(5 goals)
2008-09	Nik Antropov	3	Mar. 14 to Mar. 17, 2009	(3 goals)
	Sean Avery	3	Mar. 12 to Mar. 15, 2009	(4 goals)
	Scott Gomez	3	Feb. 28 to Mar. 8, 2009	(3 goals)
	Nikolai Zherdev	3	Feb. 28 to Mar. 8, 2009	(3 goals)
	Markus Naslund	3	Feb. 26 to Mar. 5, 2009	(3 goals)
2009-10	Marian Gaborik	4	Oct. 22 to Nov. 9, 2009	(5 goals)
	Marian Gaborik	4	Nov. 17 to Nov. 25, 2009	(6 goals)
2010-11	Ryan Callahan	4	Oct. 24 to Oct. 30, 2010	(4 goals)
	Derek Stepan	4	Dec. 16 to Dec. 27, 2010	(4 goals)
2011-12	Marian Gaborik	5	Dec. 17 to Dec. 26, 2011	(7 goals)
2012-13	Rick Nash	5	Feb. 28 to Mar. 8, 2013	(6 goals)
2013-14	Rick Nash	5	Jan. 18 to Jan. 26, 2014	(7 goals)
2014-15	Rick Nash	4	Oct. 9 to Oct. 14, 2014	(6 goals)
	Rick Nash	4	Nov. 19 to Nov. 28, 2014	(4 goals)
	Rick Nash	4	Jan. 31 to Feb. 7, 2015	(5 goals)
2015-16	Rick Nash	4	Nov. 21 to Nov. 27, 2015	(6 goals)
2016-17	Kevin Hayes	4	Nov. 1 to Nov. 6, 2016	(4 goals)
	Pavel Buchnevich	4	Nov. 5 to Nov. 12, 2016	(4 goals)
	Rick Nash	4	Mar. 21 to Mar. 26, 2017	(4 goals)
2017-18	Mika Zibanejad	5	Mar. 14 to Mar. 24, 2018	(7 goals)
2018-19	Filip Chytil	5	Nov. 12 to Nov. 21, 2018	(5 goals)

*Denotes Rangers all-time leader

LONGEST ASSIST STREAKS YEAR-BY-YEAR (SINCE 1950)

YEAR	PLAYER	GAMES	DATE	TOTALS
1950-51	Reg Sinclair	5	Feb. 2 to Mar. 7, 1951	(7 assists)
1951-52	Don Raleigh	4	Dec. 1 to Dec. 9, 1951	(7 assists)
	Steve Kraftcheck	4	Jan. 13 to Jan. 20, 1952	(4 assists)
1952-53	Wally Hergesheimer	3	Dec. 17 to Dec. 20, 1952	(5 assists)
	Don Raleigh	3	Feb. 1 to Feb. 8, 1953	(4 assists)
	Hy Buller	3	Oct. 19 to Oct. 26, 1952	(3 assists)
	Hy Buller	3	Mar. 5 to Mar. 8, 1953	(3 assists)
	Wally Hergesheimer	3	Oct. 16 to Oct. 19, 1952	(3 assists)
	Paul Ronty	3	Mar. 14 to Mar. 18, 1953	(3 assists)
	Neil Strain	3	Dec. 14 to Dec. 18, 1952	(3 assists)
1953-54	Paul Ronty	5	Feb. 14 to Feb. 24, 1954	(6 assists)
1954-55	Don Raleigh	6	Feb. 5 to Feb. 16, 1955	(7 assists)
1955-56	Andy Bathgate	7	Dec. 25 to Jan. 11, 1956	(10 assists)
1956-57	Andy Bathgate	5	Feb. 10 to Feb. 20, 1957	(6 assists)
	Camille Henry	5	Feb. 7 to Feb. 16, 1957	(6 assists)
	Camille Henry	5	Feb. 20 to Mar. 2, 1957	(5 assists)
1957-58	Andy Bathgate	6	Feb. 14 to Feb. 26, 1958	(8 assists)
1958-59	Andy Bathgate	6	Jan. 14 to Jan. 28, 1959	(7 assists)
1959-60	Andy Hebenton	4	Oct. 24 to Nov. 1, 1959	(4 assists)
	Andy Bathgate	4	Dec. 5 to Dec. 13, 1959	(4 assists)
1960-61	Earl Ingarfield	8	Jan. 22 to Feb. 5, 1961	(8 assists)
1961-62	Andy Bathgate	6	Oct. 11 to Oct. 19, 1961	(8 assists)
	Andy Bathgate	6	Jan. 3 to Jan. 17, 1962	(7 assists)
1962-63	Dean Prentice	5	Dec. 12 to Dec. 31, 1962	(6 assists)
	Andy Bathgate	5	Feb. 12 to Feb. 23, 1963	(5 assists)
1963-64	Phil Goyette	6	Jan. 15 to Jan. 25, 1964	(6 assists)
1964-65	Rod Gilbert	7	Mar. 14 to Mar. 28, 1965	(10 assists)
1965-66	Phil Goyette	5	Nov. 17 to Nov. 25, 1965	(7 assists)
1966-67	Earl Ingarfield	5	Nov. 20 to Nov. 30, 1966	(6 assists)
	Phil Goyette	5	Feb. 8 to Feb. 26, 1967	(5 assists)
1967-68	Rod Gilbert	6	Feb. 4 to Feb. 17, 1968	(10 assists)
	Rod Gilbert	6	Feb. 24 to Mar. 6, 1968	(7 assists)
1968-69	Rod Gilbert	10	Mar. 5 to Mar. 26, 1969	(14 assists)
1969-70	Rod Gilbert	7	Nov. 22 to Dec. 10, 1969	(10 assists)
1970-71	Walt Tkaczuk	7	Dec. 19 to Dec. 29, 1970	(9 assists)
1971-72	Jean Ratelle	7	Nov. 28 to Dec. 12, 1971	(14 assists)
	Rod Gilbert	7	Feb. 13 to Feb. 23, 1972	(10 assists)
	Vic Hadfield	7	Oct. 31 to Nov. 14, 1971	(9 assists)
1972-73	Jean Ratelle	9	Oct. 25 to Nov. 8, 1972	(10 assists)
1973-74	Rod Gilbert	5	Dec. 1 to Dec. 9, 1973	(6 assists)
1974-75	Rod Gilbert	7	Nov. 27 to Dec. 12, 1974	(8 assists)
1975-76	Rod Gilbert	6	Oct. 8 to Oct. 19, 1975	(8 assists)
1976-77	Rod Gilbert	7	Nov. 28 to Dec. 8, 1976	(10 assists)
1977-78	Carol Vadnais	4	Oct. 25 to Oct. 30, 1977	(4 assists)
	Walt Tkaczuk	4	Mar. 8 to Mar. 18, 1978	(4 assists)
1978-79	Ron Greschner	6	Oct. 28 to Nov. 8, 1978	(7 assists)
	Don Maloney	6	Mar. 4 to Mar. 15, 1979	(6 assists)
1979-80	Don Maloney	7	Dec. 3 to Dec. 15, 1979	(6 assists)
1980-81	Tom Laidlaw	5	Feb. 19 to Feb. 28, 1981	(7 assists)
	Steve Vickers	5	Dec. 3 to Dec. 12, 1980	(5 assists)

*Denotes Rangers all-time leader

LONGEST ASSIST STREAKS YEAR-BY-YEAR (SINCE 1950)

YEAR	PLAYER	GAMES	DATE	TOTALS
1981-82	Don Maloney	8	Mar. 8 to Mar. 24, 1982	(12 assists)
	Mike Rogers	8	Mar. 4 to Mar. 20, 1982	(10 assists)
1982-83	Dave Maloney	7	Nov. 11 to Dec. 12, 1982	(8 assists)
1983-84	Mikko Leinonen	6	Feb. 11 to Feb. 25, 1984	(7 assists)
1984-85	Tomas Sandstrom	5	Dec. 30 to Jan. 9, 1985	(6 assists)
1985-86	Mike Ridley	7	Feb. 8 to Feb. 25, 1986	(11 assists)
	Reijo Ruotsalainen	7	Oct. 25 to Mar. 9, 1985	(9 assists)
1986-87	Pierre Larouche	5	Feb. 7 to Feb. 19, 1987	(7 assists)
	Curt Giles	5	Dec. 21 to Dec. 30, 1986	(6 assists)
1987-88	Kelly Kisio	6	Jan. 19 to Feb. 4, 1988	(8 assists)
	Walt Poddubny	6	Feb. 29 to Mar. 12, 1988	(8 assists)
	Brian Leetch	6	Mar. 22 to Apr. 1, 1988	(7 assists)
1988-89	Brian Leetch	7	Feb. 17 to Mar. 1, 1989	(11 assists)
	Carey Wilson	7	Jan. 9 to Jan. 23, 1989	(9 assists)
	Brian Mullen	6	Feb. 21 to Mar. 3, 1990	(10 assists)
1990-91	Darren Turcotte	9	Oct. 8 to Oct. 25, 1990	(11 assists)
1991-92	Brian Leetch	15*	Nov. 29 to Dec. 31, 1991	(23 assists)
1992-93	Mark Messier	8	Feb. 12 to Feb. 27, 1993	(11 assists)
1993-94	Brian Leetch	5	Nov. 14 to Nov. 24, 1993	(7 assists)
	Sergei Zubov	5	Oct. 22 to Oct. 31, 1993	(8 assists)
	Sergei Zubov	5	Jan. 14 to Jan. 27, 1994	(8 assists)
1994-95	Mark Messier	8	Apr. 12 to Apr. 26, 1995	(19 assists)
1995-96	Brian Leetch	9	Jan. 3 to Jan. 31, 1996	(9 assists)
1996-97	Brian Leetch	7	Nov. 16 to Dec. 1, 1996	(8 assists)
1997-98	Wayne Gretzky	8	Jan. 20 to Feb. 4, 1998	(9 assists)
1998-99	Wayne Gretzky	6	Nov. 7 to Nov. 19, 1998	(8 assists)
1999-00	Theoren Fleury	8	Nov. 7 to Nov. 26, 1999	(10 assists)
2000-01	Theoren Fleury	7	Dec. 9 to Dec. 23, 2000	(8 assists)
2001-02	Brian Leetch	6	Dec. 15 to Dec. 28, 2001	(8 assists)
	Theoren Fleury	6	Nov. 3 to Nov. 14, 2001	(6 assists)
2002-03	Tom Poti	4	Oct. 21 to Oct. 26, 2002	(4 assists)
	Matthew Barnaby	4	Dec. 29 to Jan. 6, 2003	(4 assists)
2003-04	Alex Kovalev	6	Nov. 18 to Nov. 28, 2003	(8 assists)
2005-06	Michael Nylander	7	Mar. 22 to Apr. 4, 2006	(10 assists)
2006-07	Martin Straka	7	Nov. 28 to Dec. 12, 2006	(9 assists)
2007-08	Scott Gomez	7	Nov. 5 to Nov. 17, 2007	(9 assists)
2008-09	Nikolai Zherdev	4	Nov. 22 to Nov. 28, 2008	(4 assists)
	Aaron Voros	4	Oct. 5 to Oct. 13, 2008	(4 assists)
2009-10	Vinny Prospal	6	Oct. 5 to Oct. 17, 2009	(8 assists)
2010-11	Ryan Callahan	5	Oct. 21 to Oct. 29, 2010	(5 assists)
	Vinny Prospal	5	Mar. 6 to Mar. 18, 2011	(6 assists)
2011-12	Brad Richards	5	Nov. 29 to Dec. 8, 2011	(6 assists)
2012-13	Rick Nash	6	Feb. 10 to Feb. 17, 2013	(6 assists)
2013-14	Derek Stepan	6	Feb. 27 to Mar. 9, 2014	(8 assists)
2014-15	Derick Brassard	6	Feb. 10 to Feb. 20, 2015	(8 assists)
2015-16	Keith Yandle	5	Feb. 10 to Feb. 18, 2016	(5 assists)
2016-17	Ryan McDonagh	8	Oct. 17 to Nov. 1, 2016	(9 assists)
2017-18	Neal Pionk	7	Mar. 10 to Mar. 24, 2018	(9 assists)
2018-19	Tony DeAngelo	8	Feb. 12 to Feb. 27, 2019	(9 assists)

*Denotes Rangers all-time leader

LONGEST POINT STREAKS YEAR-BY-YEAR (SINCE 1950)

YEAR	PLAYER	GAMES	DATE	TOTALS
1950-51	Jack McLeod	6	Nov. 5 to Nov. 18, 1950	(3 goals and 4 assists)
	Buddy O'Connor	6	Feb. 1 to Feb. 15, 1951	(3 goals and 4 assists)
1951-52	Hy Buller	6	Jan. 9 to Jan. 20, 1952	(4 goals and 3 assists)
1952-53	Wally Hergesheimer	9	Dec. 7 to Dec. 28, 1952	(3 goals and 9 assists)
1953-54	Paul Ronty	5	Feb. 14 to Feb. 24, 1954	(1 goal and 6 assists)
1954-55	Danny Lewicki	6	Feb. 5 to Feb. 16, 1955	(4 goals and 5 assists)
	Don Raleigh	6	Feb. 5 to Feb. 16, 1955	(2 goals and 7 assists)
	Dean Prentice	6	Nov. 27 to Dec. 8, 1954	(2 goals and 5 assists)
1955-56	Dave Creighton	8	Oct. 7 to Oct. 26, 1955	(4 goals and 8 assists)
1956-57	Camille Henry	11	Feb. 7 to Mar. 2, 1957	(8 goals and 12 assists)
1957-58	Andy Bathgate	8	Feb. 14 to Mar. 2, 1958	(8 goals and 9 assists)
1958-59	Andy Bathgate	12	Jan. 10 to Feb. 7, 1959	(8 goals and 11 assists)
1959-60	Dean Prentice	8	Mar. 6 to Mar. 20, 1960	(6 goals and 6 assists)
1960-61	Red Sullivan	8	Jan. 4 to Feb. 18, 1961	(4 goals and 4 assists)
	Earl Ingarfield	8	Jan. 22 to Feb. 5, 1961	(8 assists)
1961-62	Dean Prentice	9	Jan. 31 to Feb. 15, 1962	(5 goals and 7 assists)
1962-63	Andy Bathgate	13	Dec. 9 to Jan. 5, 1963	(12 goals and 6 assists)
1963-64	Rod Gilbert	11	Dec. 29 to Jan. 23, 1964	(8 goals and 7 assists)
1964-65	Rod Gilbert	7	Mar. 14 to Mar. 28, 1965	(2 goals and 10 assists)
1965-66	Don Marshall	7	Feb. 19 to Mar. 3, 1966	(5 goals and 5 assists)
1966-67	Earl Ingarfield	6	Nov. 19 to Nov. 30, 1966	(2 goals and 6 assists)
1967-68	Rod Gilbert	10	Dec. 25 to Jan. 17, 1968	(6 goals and 11 assists)
1968-69	Rod Gilbert	13	Nov. 8 to Dec. 5, 1968	(5 goals and 12 assists)
	Jean Ratelle	13	Mar. 5 to Mar. 30, 1969	(12 goals and 10 assists)
1969-70	Walt Tkaczuk	13	Dec. 28 to Jan. 28, 1978	(9 goals and 12 assists)
1970-71	Rod Gilbert	10	Jan. 20 to Feb. 9, 1971	(9 goals and 3 assists)
1971-72	Jean Ratelle	13	Feb. 3 to Feb. 27, 1972	(16 goals and 12 assists)
1972-73	Rod Gilbert	14	Oct. 7 to Nov. 8, 1972	(11 goals and 12 assists)
1973-74	Rod Gilbert	5	Dec. 1 to Dec. 9, 1973	(5 goals and 6 assists)
1974-75	Rod Gilbert	7	Nov. 27 to Dec. 12, 1974	(7 goals and 8 assists)
1975-76	Rod Gilbert	8	Jan. 23 to Feb. 7, 1976	(12 goals and 3 assists)
1976-77	Rod Gilbert	10	Nov. 20 to Dec. 8, 1976	(7 goals and 11 assists)
1977-78	Don Murdoch	8	Feb. 23 to Mar. 15, 1978	(7 goals and 6 assists)
1978-79	Mike McEwen	5	Oct. 12 to Oct. 21, 1978	(3 goals and 5 assists)
1979-80	Don Maloney	7	Dec. 3 to Dec. 15, 1979	(3 goals and 6 assists)
1980-81	Don Maloney	7	Nov. 26 to Dec. 10, 1980	(4 goals and 5 assists)
1981-82	Mike Rogers	16	Feb. 14 to Mar. 20, 1982	(10 goals and 18 assists)
1982-83	Don Maloney	10	Nov. 6 to Nov. 27, 1982	(7 goals and 7 assists)
1983-84	Mike Rogers	10	Oct. 10 to Oct. 30, 1983	(3 goals and 9 assists)
1984-85	Reijo Ruotsalainen	14	Feb. 5 to Mar. 7, 1985	(9 goals and 11 assists)
1985-86	Pierre Larouche	9	Feb. 5 to Feb. 27, 1986	(10 goals and 4 assists)
1986-87	Walt Poddubny	15	Jan. 11 to Feb. 17, 1987	(11 goals and 8 assists)
1987-88	Walt Poddubny	11	Oct. 12 to Nov. 1, 1987	(9 goals and 9 assists)

*Denotes Rangers all-time leader

LONGEST POINT STREAKS YEAR-BY-YEAR (SINCE 1950)

YEAR	PLAYER	GAMES	DATE	TOTALS
1988-89	Carey Wilson	14	Dec. 26 to Jan. 26, 1989	(7 goals and 17 assists)
1989-90	Brian Mullen	12	Feb. 14 to Mar. 10, 1990	(6 goals and 14 assists)
1990-91	Darren Turcotte	11	Oct. 4 to Oct. 25, 1990	(6 goals and 13 assists)
1991-92	Brian Leetch	17*	Nov. 23 to Dec. 31, 1991	(5 goals and 24 assists)
1992-93	Mark Messier	9	Oct. 12 to Oct. 29, 1992	(6 goals and 10 assists)
	Tony Amonte	9	Mar. 6 to Mar. 26, 1993	(3 goals and 11 assists)
1993-94	Alex Kovalev	11	Mar. 16 to Apr. 8, 1994	(10 goals and 5 assists)
	Mark Messier	11	Jan. 14 to Feb. 9, 1994	(10 goals and 11 assists)
1994-95	Mark Messier	8	Apr. 12 to Apr. 26, 1995	(19 assists)
1995-96	Luc Robitaille	10	Oct. 16 to Nov. 3, 1995	(5 goals and 9 assists)
	Pat Verbeek	10	Dec. 30 to Jan. 24, 1996	(10 goals and 8 assists)
1996-97	Wayne Gretzky	15	Oct. 6 to Nov. 4, 1996	(7 goals and 15 assists)
1997-98	Wayne Gretzky	8	Jan. 20 to Feb. 4, 1998	(1 goal and 9 assists)
	Wayne Gretzky	8	Oct. 24 to Nov. 12, 1997	(3 goals and 8 assists)
1998-99	John MacLean	9	Feb. 19 to Mar. 8, 1999	(3 goals and 11 assists)
1999-00	Theoren Fleury	10	Nov. 3 to Nov. 26, 1999	(1 goal and 12 assists)
2000-01	Theoren Fleury	14	Dec. 2 to Dec. 31, 2000	(6 goals and 15 assists)
2001-02	Eric Lindros	7	Mar. 27 to Apr. 10, 2002	(7 goals and 5 assists)
	Pavel Bure	7	Mar. 27 to Apr. 10, 2002	(9 goals and 6 assists)
	Eric Lindros	7	Nov. 2 to Nov. 14, 2001	(5 goals and 4 assists)
2002-03	Bobby Holik	9	Dec. 28 to Jan. 13, 2003	(5 goals and 7 assists)
2003-04	Alex Kovalev	7	Nov. 18 to Nov. 30, 2003	(2 goals and 10 assists)
	Brian Leetch	7	Nov. 23 to Dec. 4, 2003	(5 goals and 4 assists)
2005-06	Jaromir Jagr	12	Mar. 12 to Apr. 4, 2006	(9 goals and 14 assists)
	Jaromir Jagr	12	Oct. 12 to Nov. 5, 2005	(12 goals and 7 assists)
2006-07	Martin Straka	11	Nov. 19 to Dec. 12, 2006	(7 goals and 12 assists)
2007-08	Scott Gomez	13	Dec. 6 to Jan. 2, 2008	(4 goals and 15 assists)
2008-09	Ryan Callahan	6	Mar. 12 to Mar. 22, 2009	(4 goals and 4 assists)
2009-10	Marian Gaborik	8	Oct. 2 to Oct. 17, 2009	(6 goals and 12 assists)
	Marian Gaborik	8	Nov. 5 to Nov. 25, 2009	(8 goals and 6 assists)
2010-11	Vinny Prospal	8	Mar. 1 to Mar. 18, 2011	(2 goals and 8 assists)
2011-12	Brad Richards	7	Nov. 25 to Dec. 8, 2011	(4 goals and 7 assists)
	Ryan Callahan	7	Dec. 25 to Jan. 6, 2012	(2 goals and 6 assists)
2012-13	Ryan Callahan	7	Apr. 16 to Apr. 27, 2013	(5 goals and 6 assists)
2013-14	Derick Brassard	8	Jan. 26 to Mar. 1, 2014	(5 goals and 5 assists)
2014-15	Rick Nash	11	Nov. 19 to Dec. 16, 2014	(8 goals and 6 assists)
2015-16	Keith Yandle	5	Feb. 10 to Feb. 18, 2016	(5 assists)
	Keith Yandle	5	Mar. 4 to Mar. 13, 2016	(1 goal and 4 assists)
	Derek Stepan	5	Mar. 4 to Mar. 13, 2016	(2 goals and 5 assists)
	Derek Stepan	5	Mar. 31 to Apr. 7, 2016	(4 goals and 5 assists)
2016-17	Ryan McDonagh	8	Oct. 17 to Nov. 1, 2016	(9 assists)
2017-18	Jesper Fast	8	Mar. 8 to Mar. 24, 2018	(3 goals and 7 assists)
2018-19	Kevin Hayes	9	Dec. 8 to Dec. 29, 2018	(5 goals and 11 assists)

*Denotes Rangers all-time leader

REGULAR SEASON SCORING STATISTICS

[926-27]	GP	G	A	PTS	PIM
Bill Cook	44	33	4	37	56
Frank Boucher	44	13	15	28	17
Bun Cook	44	14	11	25	42
Taffy Abel	44	8	4	12	78
Paul Thompson	43	7	3	10	12
Murray Murdoch	44	6	4	10	12
Stan Brown	24	6	3	9	14
Bill Boyd	44	4	1	5	42
Ching Johnson	27	3	2	5	68
Leo Bourgeault	20	1	1	2	30
NYR Total	42	2	1	3	72
Lester Patrick	1	0	0	0	2
Ollie Reinikka	16	0	0	0	0
Reg Mackey	41	0	0	0	16
Hal Winkler	8	0	0	0	0
Lorne Chabot	37	0	0	0	0

[927-28]	GP	G	A	PTS	PIM
Frank Boucher	44	23	12	35	12
Bun Cook	44	14	14	28	45
Bill Cook	43	18	6	24	42
Ching Johnson	42	10	6	16	146
Murray Murdoch	44	7	3	10	16
Alex Gray	43	7	1	8	28
Paul Thompson	42	4	3	7	24
Leo Bourgeault	37	7	0	7	72
Bill Boyd	43	4	0	4	11
Taffy Abel	23	0	1	1	28
Laurie Scott	23	0	1	1	6
Patsy Callighen	36	0	0	0	32
Lorne Chabot	44	0	0	0	0

[928-29]	GP	G	A	PTS	PIM
Frank Boucher	44	10	16	26	8
Bill Cook	43	15	8	23	47
Bun Cook	43	13	5	18	74
Paul Thompson	44	10	7	17	40
Murray Murdoch	44	8	6	14	22
Butch Keeling	43	6	3	9	39
Leo Bourgeault	44	2	3	5	59
Taffy Abel	44	3	1	4	45
Sparky Vail	18	3	0	3	16
Russell Oatman	27	1	1	2	8
NYR Total	38	2	1	3	20
Myles Lane	24	1	0	1	32
Bill Boyd	11	0	0	0	5
Gerry Carson	8	0	0	0	5
NYR Total	39	0	0	0	7
Ching Johnson	8	0	0	0	18
John Ross Roach	44	0	0	0	0

[929-30]	GP	G	A	PTS	PIM
Frank Boucher	42	26	36	62	16
Bill Cook	44	29	30	59	56
Bun Cook	43	24	18	42	59
Butch Keeling	43	19	7	26	34
Murray Murdoch	44	13	12	25	22
Paul Thompson	44	7	12	19	36
Leo Bourgeault	44	7	6	13	56
Ching Johnson	30	3	3	6	84
Leo Reise	14	0	1	1	8
NYR Total	38	3	3	6	20
Leroy Goldsworthy	44	4	1	5	16
Leo Quenneville	25	0	3	3	10
Ralph Taylor	22	2	0	2	32
NYR Total	39	3	0	3	74
Sparky Vail	32	1	1	2	10
Obs Heximer	19	1	0	1	4
Yip Foster	31	0	0	0	16
Bill Regan	9	0	0	0	2
John Ross Roach	44	0	0	0	0

[930-31]	GP	G	A	PTS	PIM
Bill Cook	44	30	12	42	39
Frank Boucher	44	12	27	39	18
Bun Cook	44	18	17	35	74
Butch Keeling	44	13	9	22	35
Murray Murdoch	44	7	7	14	6
Paul Thompson	44	7	7	14	38
Joe Jerwa	33	4	7	11	72
Cecil Dillon	25	7	3	10	15
Ching Johnson	44	2	6	8	79
Bud Maracle	11	1	3	4	4
Frank Waite	17	1	3	4	4
Bill Regan	42	2	1	3	53
Eddie Rodden	19	0	3	3	8
Gene Carrigan	33	2	0	2	13
Leo Bourgeault	10	0	1	1	12
John Ross Roach	44	0	1	1	0
Sam McAdam	5	0	0	0	0
Ernest Kenny	6	0	0	0	0
Frank Peters	43	0	0	0	57

[931-32]	GP	G	A	PTS	PIM
Bill Cook	48	33	14	47	33
Cecil Dillon	48	23	15	38	22
Frank Boucher	48	12	24	36	14
Bun Cook	45	14	20	34	47
Art Somers	48	11	15	26	47
Murray Murdoch	48	5	17	22	32
Butch Keeling	48	17	3	20	38
Ching Johnson	47	3	10	13	106
Dutch Gainer	46	3	9	12	9
Earl Seibert	46	4	6	10	88
Doug Brennan	38	4	3	7	38
Vic Desjardins	48	3	3	6	16
Ott Heller	21	2	2	4	9
Hib Milks	48	0	4	4	14
John Ross Roach	48	0	0	0	0

[932-33]	GP	G	A	PTS	PIM
Bill Cook	48	28	22	50	51
Bun Cook	48	22	15	37	35
Frank Boucher	46	7	28	35	4
Cecil Dillon	48	21	10	31	12
Art Somers	48	7	15	22	28
Babe Siebert	43	9	10	19	38
Ching Johnson	48	8	9	17	127
Murray Murdoch	48	5	11	16	23
Ozzie Asmundson	48	5	10	15	20
Butch Keeling	47	8	6	14	22
Ott Heller	40	5	7	12	31
Doug Brennan	48	5	4	9	91
Earl Seibert	45	2	3	5	92
Carl Voss	10	2	1	3	4
Gord Pettinger	34	1	2	3	18
Andy Aitkenhead	48	0	0	0	0

[933-34]	GP	G	A	PTS	PIM
Frank Boucher	48	14	30	44	4
Cecil Dillon	48	13	26	39	10
Bun Cook	48	18	15	33	36
Murray Murdoch	48	17	10	27	29
Bill Cook	48	13	13	26	21
Earl Seibert	48	13	10	23	66
Butch Keeling	48	15	5	20	20
Vic Ripley	34	5	12	17	10
NYR Total	48	7	13	20	16
Danny Cox	13	5	0	5	2
NYR Total	42	5	4	9	2
Ozzie Asmundson	46	2	6	8	8
Ching Johnson	48	2	6	8	86
Ott Heller	48	2	5	7	29
Duke Dutkowski	29	0	6	6	18
NYR Total	43	0	7	7	31
Albert Leduc	7	0	0	0	6
NYR Total	42	1	3	4	40

[934-35]	GP	G	A	PTS	PIM
Frank Boucher	48	13	32	45	2
Bill Cook	48	21	15	36	23
Cecil Dillon	48	25	9	34	4
Bun Cook	48	13	21	34	26
Murray Murdoch	48	14	11	25	6
Earl Seibert	48	6	19	25	86
Lynn Patrick	48	9	13	22	17
Bert Connelly	47	10	11	21	23
Butch Keeling	47	15	4	19	14
Charlie Mason	46	5	9	14	14
Ott Heller	47	3	11	14	31
Ching Johnson	29	2	3	5	34
Art Somers	41	0	5	5	4
Alex Levinsky	20	0	4	4	6
Vic Ripley	4	0	2	2	2

[935-36]	GP	G	A	PTS	PIM
Bill MacKenzie	20	1	0	1	10
NYR Total	26	1	0	1	10
Harold Starr	33	0	0	0	30
Percy Jackson	1	0	0	0	0
Andy Aitkenhead	10	0	0	0	0
Dave Kerr	37	0	0	0	0
Cecil Dillon	48	18	14	32	12
Frank Boucher	48	11	18	29	2
Lynn Patrick	48	11	14	25	29
Howie Morenz	18	2	5	7	6
NYR Total	42	6	15	21	26
Butch Keeling	46	13	5	18	22
Bill Cook	44	7	10	17	16
Glenn Brydson	30	4	13	17	9

REGULAR SEASON SCORING STATISTICS

1935-36 (CONT'D)					
Ott Heller	45	2	11	13	40
Murray Murdoch	48	2	9	11	9
Bun Cook	26	4	5	9	12
Ching Johnson	47	5	3	8	58
Art Coulter	23	1	6	7	26
NYR Total	45	1	7	8	44
Alex Shibicky	18	4	2	6	6
Charlie Mason	28	1	5	6	8
Earl Seibert	17	2	3	5	6
Mac Colville	18	1	4	5	6
Bert Connelly	25	2	2	4	10
Vern Ayers	28	0	4	4	38
Babe Pratt	17	1	1	2	16
Phil Watson	24	0	2	2	24
Neil Colville	1	0	0	0	0
Joe Cooper	1	0	0	0	0
Harold Starr	16	0	0	0	12
Bert Gardiner	1	0	0	0	0
Dave Kerr	47	0	0	0	0
1936-37					
Cecil Dillon	48	20	11	31	13
Phil Watson	48	11	17	28	22
Neil Colville	45	10	18	28	33
Butch Keeling	48	22	4	26	24
Lynn Patrick	45	8	16	24	23
Alex Shibicky	47	14	8	22	30
Frank Boucher	44	7	13	20	5
Mac Colville	46	7	12	19	10
Ott Heller	48	5	12	17	42
Babe Pratt	47	8	7	15	23
Murray Murdoch	48	0	14	14	16
Art Coulter	47	1	5	6	27
Bill Cook	21	1	4	5	2
Joe Cooper	48	0	3	3	42
Eddie Wares	2	2	0	2	0
Clint Smith	2	1	0	1	0
Bryan Hextall	3	0	1	1	0
Ching Johnson	35	0	0	0	20
Joe Krol	1	0	0	0	0
Dave Kerr	48	0	0	0	0
1937-38					
Cecil Dillon	48	21	18	39	6
Clint Smith	48	14	23	37	0
Neil Colville	45	18	19	37	11
Alex Shibicky	48	16	18	34	26
Lynn Patrick	48	15	19	34	24
Phil Watson	48	7	25	32	52
Mac Colville	48	14	14	28	18
Bryan Hextall	48	17	4	21	6
Babe Pratt	47	5	14	19	56
Butch Keeling	38	8	9	17	12
Ott Heller	48	2	14	16	68
Art Coulter	43	5	10	15	90
Bobby Kirk	39	4	8	12	14
Joe Cooper	46	3	2	5	56
Muzz Patrick	1	0	2	2	0
Frank Boucher	18	0	1	1	2
Dutch Hillier	8	0	1	1	2
Larry Molyneux	2	0	0	0	2
Dave Kerr	48	0	0	0	0
1938-39					
Clint Smith	48	21	20	41	2
Neil Colville	48	18	20	38	12
Phil Watson	48	15	22	37	42
Bryan Hextall	48	20	16	36	18
Alex Shibicky	48	24	9	33	24
Lynn Patrick	35	8	21	29	25
Dutch Hillier	48	10	18	28	22
Cecil Dillon	48	12	15	27	6
Mac Colville	48	7	19	26	24
Ott Heller	48	0	23	23	42
Babe Pratt	48	2	19	21	20
George Allen	19	6	6	12	10
Art Coulter	44	4	8	12	58
Muzz Patrick	48	1	10	11	70
Joe Krol	1	1	1	2	0
Bill Carse	1	0	1	1	0
Larry Molyneux	43	0	1	1	18
Dave Kerr	48	0	0	0	0
1939-40					
Bryan Hextall	48	24	16	40	52
Neil Colville	48	19	18	37	22
Phil Watson	48	8	28	36	62
Alex Shibicky	44	11	21	32	33
Dutch Hillier	48	13	18	31	57

1939-40 (CONT'D)					
Kilby MacDonald	45	15	13	28	19
Lynn Patrick	48	12	16	28	34
Clint Smith	41	8	16	24	2
Mac Colville	47	7	14	21	12
Ott Heller	47	4	14	18	28
Alf Pike	47	8	9	17	38
Babe Pratt	48	4	13	17	61
Art Coulter	48	1	9	10	68
Muzz Patrick	44	2	4	6	44
John Polich	1	0	0	0	0
Stan Smith	1	0	0	0	0
Cliff Barton	3	0	0	0	0
Dave Kerr	48	0	0	0	0
1940-41					
Bryan Hextall	48	26	21	47	16
Lynn Patrick	48	20	24	44	12
Neil Colville	48	14	28	42	28
Phil Watson	40	11	25	36	49
Mac Colville	47	14	17	31	18
Clint Smith	48	14	11	25	0
Alex Shibicky	41	10	15	25	14
Babe Pratt	48	3	17	20	52
Alf Pike	48	6	13	19	23
Art Coulter	36	5	14	19	42
Dutch Hillier	44	8	10	18	20
Ott Heller	48	2	16	18	42
Kilby MacDonald	47	5	6	11	12
Muzz Patrick	47	2	8	10	21
Stan Smith	8	2	1	3	0
Herb Foster	5	1	0	1	0
Bill Allum	1	0	1	1	0
John Polich	2	0	1	1	0
Bill Juzda	5	0	0	0	2
Dave Kerr	48	0	0	0	0
1941-42					
Bryan Hextall	48	24	32	56	30
Lynn Patrick	47	32	23	55	18
Phil Watson	48	15	37	52	58
Clint Smith	47	10	25	35	4
Alex Shibicky	45	20	14	34	16
Grant Warwick	44	16	17	33	36
Neil Colville	48	8	25	33	37
Mac Colville	46	14	16	30	26
Babe Pratt	47	4	24	28	65
Alf Pike	34	8	19	27	16
Alan Kuntz	31	10	11	21	10
Art Coulter	47	1	16	17	31
Bill Juzda	45	4	8	12	29
Ott Heller	35	6	5	11	22
Hub Macey	9	3	5	8	0
Norm Tustin	18	2	4	6	0
Norm Burns	11	0	4	4	2
Jim Henry	48	0	0	0	0
1942-43					
Lynn Patrick	50	22	39	61	28
Bryan Hextall	50	27	32	59	28
Phil Watson	47	14	28	42	44
Hank Goldup	35	11	20	31	33
NYR Total	44	12	27	39	37
Grant Warwick	50	17	18	35	31
Clint Smith	47	12	21	33	4
Bob Kirkpatrick	49	12	12	24	6
Alf Pike	41	6	16	22	48
Scotty Cameron	35	8	11	19	0
Ott Heller	45	4	14	18	14
Vic Myles	45	6	8	14	57
Gus Mancuso	21	6	8	14	13
Joe Shack	20	5	9	14	6
Joe Bell	15	2	5	7	6
Hub Macey	9	3	3	6	0
Gord Davidson	35	2	3	5	4
Lin Bend	8	3	1	4	2
Bill Gooden	12	0	4	4	0
Red Garrett	23	1	1	2	18
Babe Pratt	6	0	2	2	6
Billy Warwick	1	0	1	1	4
Vic Lynn	1	0	0	0	0
Spence Tatchell	1	0	0	0	0
Lionel Bouvrette	1	0	0	0	0
Steve Buzinski	9	0	0	0	0
Bill Beveridge	17	0	0	0	0
Jimmy Franks	23	0	0	0	0
1943-44					
Bryan Hextall	50	21	33	54	41
Dutch Hillier	50	18	22	40	15
Ott Heller	50	8	27	35	29
Ab DeMarco	38	14	20	34	2
NYR Total	39	14	20	34	2

REGULAR SEASON SCORING STATISTICS

[1943-44 (CONT'D)]	GP	G	A	PTS	PIM
John Mahaffy	28	9	20	29	0
Ozzie Aubuchon	38	16	12	28	4
Total	47	17	12	29	4
Fern Gauthier	33	14	11	25	0
Jack McDonald	43	10	9	19	6
Bill Gooden	41	9	8	17	15
Grant Warwick	18	8	9	17	14
Bucko McDonald	39	5	6	11	14
Total	50	7	10	17	22
Kilby MacDonald	24	7	9	16	4
Bob Dill	28	6	10	16	66
Frank Boucher	15	4	10	14	2
Aldo Palazzari	NYR	1	2	0	2
Total	35	8	3	11	4
Chuck Scherza	NYR	5	3	2	5
Total	14	4	3	7	17
Billy Warwick	13	3	2	5	12
Don Raleigh	15	2	2	4	2
Gord Davidson	16	1	3	4	4
Roger Leger	7	1	2	3	2
Tom Dewar	9	0	2	2	4
Charlie Sands	9	0	2	2	0
Hank Damore	4	1	0	1	2
Archie Fraser	3	0	1	1	0
Jim Jamieson	1	0	1	1	0
Tony Demers	1	0	0	0	0
Henry Dyck	1	0	0	0	0
Max Labovitch	5	0	0	0	4
Jack Mann	3	0	0	0	0
Robert McDonald	1	0	0	0	0
Lloyd Mohns	1	0	0	0	0
Art Strobel	7	0	0	0	0
Harry Lumley	1	0	0	0	0
Ken McAuley	50	0	0	0	0

[1944-45]	GP	G	A	PTS	PIM
Ab DeMarco	50	24	30	54	10
Grant Warwick	42	20	22	42	25
Hank Guldop	48	17	25	42	25
Fred Thurier	50	16	19	35	14
Fred Hunt	44	13	9	22	6
Joe Shack	50	4	18	22	14
Walt Atanas	49	13	8	21	40
Phil Watson	45	11	8	19	24
Ott Heller	45	7	12	19	26
Kilby MacDonald	36	9	6	15	12
Bob Dill	48	9	5	14	69
Bucko McDonald	40	2	9	11	0
Jack Mann	6	3	4	7	0
Bill Moe	35	2	4	6	14
Chuck Scherza	22	2	3	5	18
Guy Labrie	27	2	2	4	14
Neil Colville	4	0	1	1	2
Hal Cooper	8	0	0	0	2
Jim Drummond	2	0	0	0	0
Alex Ritson	1	0	0	0	0
Len Wharton	1	0	0	0	0
Doug Stevenson	4	0	0	0	0
Ken McAuley	46	0	0	0	0

[1945-46]	GP	G	A	PTS	PIM
Ab DeMarco	50	20	27	47	20
Grant Warwick	45	19	18	37	19
Edgar Laprade	49	15	19	34	0
Phil Watson	49	12	14	26	43
Tony Leswick	50	15	9	24	26
Alf Pike	33	7	9	16	18
Alex Shibicky	33	10	5	15	12
Lynn Patrick	38	8	6	14	30
Mac Colville	39	7	6	13	8
Cal Gardner	16	8	2	10	2
Neil Colville	49	5	4	9	25
Bill Moe	48	4	4	8	14
Rene Trudell	16	3	5	8	4
Hank Guldop	19	6	1	7	11
Ott Heller	34	2	3	5	14
Church Russell	17	0	5	5	2
Bill Juzda	32	1	3	4	17
Harold Brown	13	2	1	3	2
Hal Laycoe	17	0	2	2	6
Muzz Patrick	24	0	2	2	4
Bryan Hextall	3	0	1	1	0
Alan Kuntz	14	0	1	1	2
Jim Henry	10	0	0	0	0
Chuck Rayner	41	0	0	0	6

[1946-47]	GP	G	A	PTS	PIM
Tony Leswick	59	27	14	41	51
Grant Warwick	54	20	20	40	24
Edgar Laprade	58	15	25	40	9
Bryan Hextall	60	20	10	30	18

[1946-47 (CONT'D)]	GP	G	A	PTS	PIM
Cal Gardner	52	13	16	29	30
Church Russell	54	20	8	28	8
Rene Trudell	59	8	16	24	38
Neil Colville	60	4	16	20	16
Ab DeMarco	44	9	10	19	2
Alf Pike	31	7	11	18	2
Phil Watson	48	6	12	18	17
Bill Moe	59	4	10	14	44
Hal Laycoe	58	1	12	13	25
Joe Bell	47	6	4	10	12
Joe Cooper	59	2	8	10	36
Bill Juzda	45	3	5	8	60
Jean-Paul Lamirande	14	1	1	2	14
Joe Levandoski	8	1	1	2	0
Huddy Bell	1	0	1	1	0
Jean-Paul Denis	6	0	1	1	0
Mac Colville	14	0	0	0	8
Jack Lancia	1	0	0	0	0
Norm Larson	1	0	0	0	0
Mel Read	6	0	0	0	8
Sherman White	1	0	0	0	0
Jim Henry	2	0	0	0	0
Chuck Rayner	58	0	0	0	0

[1947-48]	GP	G	A	PTS	PIM
Buddy O'Connor	60	24	36	60	8
Edgar Laprade	59	13	34	47	7
Tony Leswick	60	24	16	40	76
Phil Watson	54	18	15	33	54
Don Raleigh	52	15	18	33	2
Eddie Kullman	51	15	17	32	32
Grant Warwick	40	17	12	29	28
Cal Gardner	58	7	18	25	71
Bryan Hextall	43	8	14	22	18
Rene Trudell	54	13	7	20	30
Billy Taylor	2	0	0	0	0
Total	41	4	16	20	25
Frank Eddolls	58	6	13	19	16
Neil Colville	55	4	12	16	25
Bill Moe	59	1	15	16	31
Bill Juzda	60	3	9	12	70
Ed Slowinski	38	6	5	11	2
Church Russell	19	0	3	3	2
Ron Rowe	5	1	0	1	0
Fred Shero	19	1	0	1	2
Jean-Paul Lamirande	18	0	1	1	6
Hub Anslow	2	0	0	0	0
Herb Foster	1	0	0	0	0
Bing Juckes	2	0	0	0	0
Larry Kwong	1	0	0	0	0
Fern Perreault	2	0	0	0	0
Bob DeCourcy	1	0	0	0	0
Chuck Rayner	12	0	0	0	0
Jim Henry	48	0	0	0	0

[1948-49]	GP	G	A	PTS	PIM
Buddy O'Connor	46	11	24	35	0
Alex Kaleta	56	12	19	31	18
Edgar Laprade	56	18	12	30	12
Pentti Lund	59	14	16	30	16
Tony Leswick	60	13	14	27	70
Don Raleigh	41	10	16	26	8
Dunc Fisher	60	9	16	25	40
Nick Mickoski	54	13	9	22	18
Clint Albright	59	14	5	19	19
Jack Gordon	31	3	9	12	0
Allan Stanley	40	2	8	10	22
Eddie Kullman	18	4	5	9	14
Fred Shero	59	3	6	9	64
Wally Stanowski	60	1	8	9	16
Bill Moe	60	0	9	9	60
Frank Eddolls	34	4	2	6	10
Neil Colville	14	0	5	5	2
Wes Trainor	17	1	2	3	6
Ed Slowinski	20	1	1	2	2
Ray Manson	1	0	1	1	0
Moe Morris	18	0	1	1	6
Al Staley	1	0	1	1	0
Bucky Buchanan	2	0	0	0	0
Val Delory	1	0	0	0	0
Jack Evans	3	0	0	0	4
Emile Francis	2	0	0	0	0
Chuck Rayner	58	0	0	0	2

[1949-50]	GP	G	A	PTS	PIM
Edgar Laprade	60	22	22	44	2
Tony Leswick	69	19	25	44	87
Ed Slowinski	63	14	23	37	12
Don Raleigh	70	12	25	37	11
Dunc Fisher	70	12	21	33	42

REGULAR SEASON SCORING STATISTICS

1949-50 (CONT'D)						1952-53					
	GP	G	A	PTS	PIM		GP	G	A	PTS	PIM
Buddy O'Connor	66	11	22	33	4	Wally Hergesheimer	70	30	29	59	10
Alex Kaleta	67	17	14	31	40	Paul Ronty	70	16	38	54	20
Pentti Lund	64	18	9	27	18	Nick Mickoski	70	19	16	35	39
Nick Mickoski	47	10	10	20	10	Jack Stoddard	60	12	13	25	29
Pat Egan	70	5	11	16	50	Hy Buller	70	7	18	25	73
Jackie McLeod	38	6	9	15	2	Neil Strain	52	11	13	24	12
Fred Shero	67	2	8	10	71	Don Raleigh	55	4	18	22	2
Bud Poile	28	3	6	9	8	Leo Reise Jr.	61	4	15	19	53
Allan Stanley	55	4	4	8	58	Eddie Kullman	70	8	10	18	61
Gus Kyle	70	3	5	8	143	Pete Babando	29	4	4	8	4
Frank Eddolls	58	2	6	8	20	NYR Total	58	9	9	18	18
Jean-Paul Lamirande	16	4	3	7	6		70	5	12	17	52
Jack Lancien	43	1	4	5	27	Harry Howell	67	3	8	11	46
Bing Jukes	14	2	1	3	6	Stephen Kraftcheck	69	2	9	11	45
Odie Lowe	3	1	1	2	0	Dean Prentice	55	6	3	9	20
Don Smith	10	1	1	2	0	Herb Dickenson	11	4	4	8	2
Wally Stanowski	37	1	1	2	10	Aldo Guidolin	30	4	4	8	24
Sherman White	3	0	2	2	0	Ed Slowinski	37	2	5	7	14
Douglas Adam	4	0	1	1	0	George Senick	13	2	3	5	8
Jean-Paul Denis	4	0	1	1	2	Jim Conacher	17	1	4	5	2
Jack Evans	3	0	0	0	2	Ron Murphy	15	3	1	4	0
Jack Gordon	1	0	0	0	0	Edgar Laprade	11	2	1	3	2
Bill Kyle	2	0	0	0	0	Gaye Stewart	18	1	2	3	8
Bill McDonagh	4	0	0	0	2	Jim Ross	11	0	2	2	4
Fern Perreault	1	0	0	0	0	Kelly Burnett	3	1	0	1	0
John Webster	14	0	0	0	4	Aggie Kukulowicz	3	1	0	1	0
Emile Francis	1	0	0	0	0	Andy Bathgate	18	0	1	1	6
Chuck Rayner	69	0	0	0	6	Gord Haworth	2	0	1	1	0
1950-51						Frank Bathgate	2	0	0	0	2
	GP	G	A	PTS	PIM	Mike Labadie	3	0	0	0	0
Reg Sinclair	70	18	21	39	70	Ian Mackintosh	4	0	0	0	4
Don Raleigh	64	15	24	39	18	Jackie McLeod	3	0	0	0	2
Buddy O'Connor	66	16	20	36	0	Chuck Rayner	20	0	0	0	2
Nick Mickoski	64	20	15	35	12	Gump Worsley	50	0	0	0	2
Eddie Kullman	70	14	18	32	88	1953-54					
Ed Slowinski	69	14	18	32	15		GP	G	A	PTS	PIM
Zellio Toppazzini	55	14	13	27	27	Paul Ronty	70	13	33	46	18
NYR Total	59	14	14	28	27	Don Raleigh	70	15	30	45	16
	70	15	11	26	112	Wally Hergesheimer	66	27	16	43	42
Tony Leswick	42	10	13	23	0	Camille Henry	66	24	15	39	10
Edgar Laprade	70	7	14	21	75	Nick Mickoski	68	19	16	35	22
Allan Stanley	59	4	16	20	6	Max Bentley	57	14	18	32	15
Pentti Lund	70	5	10	15	70	Dean Prentice	52	4	13	17	18
Pat Egan	41	5	10	15	2	Hy Buller	41	3	14	17	40
Jackie McLeod	68	3	8	11	24	Harry Howell	67	7	9	16	58
Frank Eddolls	58	3	4	7	26	Ike Hildebrand	32	6	10	16	12
Wally Stanowski	49	1	5	6	28	Eddie Kullman	70	4	10	14	44
Gus Kyle	64	2	3	5	92	Ivan Irwin	56	2	12	14	109
Bill Kyle	1	0	3	3	0	Doug Bentley	20	2	10	12	2
Ed Harrison	5	1	0	1	0	Bob Chrystal	64	5	5	10	44
NYR Total	13	2	0	2	2	Jack Evans	44	4	4	8	73
	49	1	0	1	95	Leo Reise Jr.	70	3	5	8	71
Jack Evans	3	1	0	1	0	Aldo Guidolin	68	2	6	8	51
Vic Howe	4	0	1	1	0	Edgar Laprade	35	1	6	7	2
Jack Gordon	19	0	1	1	8	Andy Bathgate	20	2	2	4	18
Jack Lancien	12	0	0	0	0	Ron Murphy	27	1	3	4	20
Dunc Fisher	1	0	0	0	0	Glen Sonmor	15	2	0	2	17
Dick Kotanen	1	0	0	0	0	Billy Dea	14	1	1	2	2
Robert Wood	1	0	0	0	0	Allan Stanley	10	0	2	2	11
Bill Wylie	1	0	0	0	0	Chick Chalmers	1	0	0	0	0
Emile Francis	5	0	0	0	0	Vic Howe	1	0	0	0	0
Chuck Rayner	66	0	0	0	6	Aggie Kukulowicz	1	0	0	0	0
1951-52						Bill McCreary	2	0	0	0	2
	GP	G	A	PTS	PIM	Johnny Bower	70	0	0	0	0
Don Raleigh	70	19	42	61	14	1954-55					
Ed Slowinski	64	21	22	43	18		GP	G	A	PTS	PIM
Paul Ronty	65	12	31	43	16	Danny Lewicki	70	29	24	53	8
Gaye Stewart	69	15	25	40	22	Andy Bathgate	70	20	20	40	37
Wally Hergesheimer	68	26	12	38	6	Don Raleigh	69	8	32	40	19
Edgar Laprade	70	9	29	38	8	Dean Prentice	70	16	15	31	20
Hy Buller	68	12	23	35	96	Ron Murphy	66	14	16	30	36
Reg Sinclair	69	20	10	30	33	Larry Popein	70	11	17	28	27
Herb Dickenson	37	14	13	27	8	Bill Gadsby	52	8	7	15	42
Eddie Kullman	64	11	10	21	61	NYR Total	70	11	13	24	61
Nick Mickoski	43	7	13	20	20		52	10	7	17	10
Allan Stanley	50	5	14	19	52	Pete Conacher	70	12	11	23	12
Stephen Kraftcheck	58	8	9	17	30	Harry Howell	70	2	14	16	87
Jim Ross	51	2	9	11	25	Bob Chrystal	68	6	9	15	68
Frank Eddolls	42	3	5	8	18	Paul Ronty	54	4	11	15	10
Jack Evans	52	1	6	7	83	Nick Mickoski	18	1	14	15	6
Jack Stoddard	20	4	2	6	2	Edgar Laprade	60	3	11	14	0
Jackie McLeod	13	2	3	5	2	Ivan Irwin	60	0	13	13	85
Clare Martin	15	0	1	1	8	Camille Henry	21	5	2	7	2
NYR Total	45	1	3	4	14	Aldo Guidolin	70	2	5	7	34
	16	0	1	1	2	Wally Hergesheimer	14	4	2	6	4
Jim Conacher	21	1	2	3	2	Vic Howe	29	2	4	6	10
Zellio Toppazzini	16	1	1	2	4	Jack Evans	47	0	5	5	91
Lloyd Ailsby	3	0	0	0	2	Bill Ezinicki	16	2	2	4	22
Lorne Anderson	3	0	0	0	0	Lou Fontinato	28	2	2	4	60
Emile Francis	14	0	0	0	0	Jackie McLeod	11	1	1	2	2
Chuck Rayner	53	0	0	0	4						

REGULAR SEASON SCORING STATISTICS

1954-55 (CONT'D)	GP	G	A	PTS	PIM
Bill McCreary	8	0	2	2	0
Allan Stanley	12	0	2	2	2
Dick Bouchard	1	0	0	0	0
Ron Howell	2	0	0	0	0
Glen Sonmor	13	0	0	0	4
Johnny Bower	5	0	0	0	0
Gump Worsley	65	0	0	0	4

1955-56	GP	G	A	PTS	PIM
Andy Bathgate	70	19	47	66	59
Dave Creighton	70	20	31	51	43
Bill Gadsby	70	9	42	51	84
Danny Lewicki	70	18	27	45	26
Ron Murphy	66	16	28	44	69
Dean Prentice	70	24	18	42	47
Wally Hergesheimer	70	22	18	40	26
Larry Popein	64	14	25	39	37
Andy Heberton	70	24	14	38	8
Bronco Horvath	66	12	17	29	38
Pete Conacher	41	11	11	22	8
Lou Fontinato	70	3	15	18	206
Harry Howell	70	3	15	18	77
Don Raleigh	29	1	12	13	4
Jean-Guy Gendron	63	5	7	12	38
Jack Evans	70	2	9	11	99
Aldo Guidolin	14	1	0	1	8
Jim Bartlett	12	0	1	1	8
Ivan Irwin	34	0	1	1	20
Ron Howell	1	0	0	0	0
Gump Worsley	70	0	0	0	2

1956-57	GP	G	A	PTS	PIM
Andy Bathgate	70	27	50	77	60
Andy Heberton	70	21	23	44	15
Dean Prentice	68	19	23	42	38
Bill Gadsby	70	4	37	41	72
Dave Creighton	70	18	21	39	40
Danny Lewicki	70	18	20	38	47
Larry Popein	67	11	19	30	20
Camille Henry	36	14	15	29	2
Red Sullivan	42	6	17	23	36
Ron Murphy	33	7	12	19	14
Gerry Foley	69	7	9	16	48
Jean-Guy Gendron	70	9	6	15	38
Parker MacDonald	45	7	8	15	24
Lou Fontinato	70	3	12	15	139
Harry Howell	65	2	10	12	70
Larry Cahan	61	5	4	9	65
Jack Evans	70	3	6	9	116
Bruce Cline	30	2	3	5	10
Bronco Horvath	7	1	2	3	4
Johnny Bower	2	0	0	0	0
Gump Worsley	68	0	0	0	19

1957-58	GP	G	A	PTS	PIM
Andy Bathgate	65	30	48	78	42
Camille Henry	70	32	24	56	0
Dave Creighton	70	17	35	52	40
Bill Gadsby	65	14	32	46	48
Red Sullivan	70	11	35	46	61
Andy Heberton	70	21	24	45	17
Larry Popein	70	12	22	34	22
Danny Lewicki	70	11	19	30	26
Jean-Guy Gendron	70	10	17	27	66
Dean Prentice	38	13	9	22	14
Parker MacDonald	70	8	10	18	28
Jack Evans	70	4	8	12	108
Harry Howell	70	4	7	11	62
Lou Fontinato	70	3	8	11	152
Hank Ciesla	62	2	6	8	14
Gerry Foley	68	2	5	7	39
Larry Cahan	40	1	1	2	18
Ivan Irwin	1	0	0	0	0
Marcel Paille	33	0	0	0	0
Gump Worsley	37	0	0	0	0

1958-59	GP	G	A	PTS	PIM
Andy Bathgate	70	40	48	88	48
Red Sullivan	70	21	42	63	54
Andy Heberton	70	33	29	62	8
Camille Henry	70	23	35	58	2
Bill Gadsby	70	5	46	51	56
Dean Prentice	70	17	33	50	11
Larry Popein	61	13	21	34	28
Eddie Shack	67	7	14	21	105
Jim Bartlett	70	11	9	20	118
Hank Ciesla	69	6	14	20	21
Harry Howell	70	4	10	14	101
Les Colwill	69	7	6	13	16
Lou Fontinato	64	7	6	13	149
John Hanna	70	1	10	11	83
Wally Hergesheimer	22	3	0	3	6

1958-59 (CONT'D)	GP	G	A	PTS	PIM
Jack Bowmass	35	1	2	3	20
Earl Ingarfield	35	1	2	3	6
Larry Cahan	16	1	0	1	8
Julian Klymkiw	1	0	0	0	0
Marcel Paille	1	0	0	0	0
Bruce Gamble	3	0	0	0	0
Gump Worsley	66	0	0	0	10

1959-60	GP	G	A	PTS	PIM
Andy Bathgate	70	26	48	74	28
Dean Prentice	70	32	34	66	43
Andy Heberton	70	19	27	46	4
Red Sullivan	70	12	25	37	81
Larry Popein	66	14	22	36	16
Bill Gadsby	65	9	22	31	60
Ken Schinkel	69	13	16	29	27
Brian Cullen	64	8	21	29	6
Camille Henry	49	12	15	27	6
Eddie Shack	62	8	10	18	110
Bob Kabel	43	5	11	16	30
Harry Howell	67	7	6	13	58
Lou Fontinato	64	2	11	13	134
Jim Bartlett	44	8	4	12	48
John Hanna	61	4	8	12	87
Jack Bowmass	37	2	5	7	34
Art Stratton	18	2	5	7	2
Mel Pearson	23	1	5	6	13
Earl Ingarfield	20	1	2	3	2
Irv Spencer	32	1	2	3	20
Bill Sweeney	4	1	0	1	0
Ian Cushman	17	0	1	1	22
Dave Balon	4	0	0	0	0
Parker MacDonald	4	0	0	0	0
Noel Price	7	0	0	0	2
Joe Schaefer	1	0	0	0	0
Jack McCartan	4	0	0	0	0
Al Rollins	10	0	0	0	0
Marcel Paille	17	0	0	0	0
Gump Worsley	39	0	0	0	12

1960-61	GP	G	A	PTS	PIM
Andy Bathgate	70	29	48	77	22
Andy Heberton	70	26	28	54	10
Camille Henry	53	28	25	53	8
Dean Prentice	56	20	25	45	17
Red Sullivan	70	9	31	40	64
Bill Gadsby	65	9	26	35	49
Earl Ingarfield	66	13	21	34	18
Brian Cullen	42	11	19	30	6
Johnny Wilson	56	14	12	26	24
NYR Total	59	14	13	27	24
Pat Hannigan	53	11	9	20	24
Ted Hampson	69	6	14	20	4
Harry Howell	70	7	10	17	62
Floyd Smith	29	5	9	14	0
John Hanna	46	1	8	9	34
Irv Spencer	56	1	8	9	30
Ken Schinkel	38	2	6	8	18
Don Johns	63	1	7	8	34
Jim Morrison	19	1	6	7	6
Orland Kurtenbach	11	0	6	6	2
Lou Fontinato	53	2	3	5	100
Jean Ratelle	3	2	1	3	0
Len Ronson	13	2	1	3	10
Dave Balon	13	1	2	3	8
Eddie Shack	12	1	2	3	17
Danny Belisle	4	2	0	2	0
Bob Kabel	4	0	2	2	2
Al LeBrun	4	0	2	2	4
Bob Cunningham	3	0	1	1	0
Rod Gilbert	1	0	1	1	2
Larry Popein	4	0	1	1	0
Wayne Hall	4	0	0	0	0
Ron Hutchinson	9	0	0	0	0
Phil Latreille	4	0	0	0	2
Noel Price	1	0	0	0	2
Leon Rochefort	1	0	0	0	0
Joe Schaefer	1	0	0	0	0
Marcel Paille	4	0	0	0	0
Jack McCartan	8	0	0	0	0
Gump Worsley	59	0	0	0	10

1961-62	GP	G	A	PTS	PIM
Andy Bathgate	70	28	56	84	44
Dean Prentice	68	22	38	60	20
Earl Ingarfield	70	26	31	57	18
Andy Heberton	70	18	24	42	10
Camille Henry	60	23	15	38	8
Doug Harvey	69	6	24	30	42
Ken Schinkel	65	7	21	28	17
Ted Hampson	68	4	24	28	10

REGULAR SEASON SCORING STATISTICS

1961-62 (CONT'D)						1964-65 (CONT'D)					
	GP	G	A	PTS	PIM		GP	G	A	PTS	PIM
Jean-Guy Gendron	69	14	11	25	71	Don Marshall	69	20	15	35	2
Albert Langlois	69	7	18	25	90	Jean Ratelle	54	14	21	35	14
Pat Hannigan	56	8	14	22	34	Doug Robinson	21	8	14	22	2
Harry Howell	66	6	15	21	89	NYR Total	61	10	23	33	10
Dave Balon	30	4	11	15	11	Bob Nevin	64	16	14	30	28
Johnny Wilson	40	11	3	14	14	Earl Ingarfield	69	15	13	28	40
Jean Ratelle	31	4	8	12	4	Rod Seiling	68	4	22	26	44
Irv Spencer	43	2	10	12	31	Harry Howell	68	2	20	22	63
Pete Goegan	7	0	2	2	6	Bill Hicke	40	6	11	17	26
NYR Total	46	5	7	12	30	NYR Total	57	6	12	18	28
Larry Cahan	57	2	7	9	85	Lou Angotti	70	9	8	17	20
Vic Hadfield	44	3	1	4	22	Jim Neilson	62	0	13	13	54
Jack Bownass	4	0	0	0	4	Dick Duff	29	3	9	12	20
Bob Cunningham	1	0	0	0	0	Arnie Brown	58	1	11	12	145
Rod Gilbert	1	0	0	0	0	Wayne Hillman	22	1	7	8	26
Mel Pearson	3	0	0	0	2	NYR Total	41	1	8	9	34
Dave Dryden	1	0	0	0	0	John Brenneman	22	3	3	6	6
Dan Olesевич	1	0	0	0	0	NYR Total	39	4	3	7	8
Marcel Paille	10	0	0	0	0	Larry Cahan	26	0	5	5	32
Gump Worsley	60	0	0	0	12	Jim Mikel	30	1	3	4	6
1962-63						Val Fonteyne	27	0	1	1	2
	GP	G	A	PTS	PIM	Don Johns	22	0	1	1	4
Andy Bathgate	70	35	46	81	54	Dave Richardson	7	0	1	1	2
Camille Henry	60	37	23	60	8	Marcel Paille	39	0	1	1	2
Don McKenney	21	8	16	24	4	Jacques Plante	33	0	1	1	6
NYR Total	62	22	35	57	6	Marc Dufour	2	0	0	0	0
Earl Ingarfield	69	19	24	43	30	Trevor Fahey	1	0	0	0	0
Doug Harvey	68	4	35	39	92	Sandy Fitzpatrick	4	0	0	0	2
Dean Prentice	49	13	25	38	18	Ron Ingram	3	0	0	0	2
Andy Heberton	70	15	22	37	8	Jim Johnson	1	0	0	0	0
Rod Gilbert	70	11	20	31	20	Gord Labossiere	1	0	0	0	0
Harry Howell	70	5	20	25	55	Mike McMahon	1	0	0	0	0
Dave Balon	70	11	13	24	72	Dick Meissner	1	0	0	0	0
Bronco Horvath	41	7	15	22	34	Mel Pearson	5	0	0	0	4
Jean Ratelle	47	11	9	20	8	Bob Plager	10	0	0	0	18
Larry Cahan	56	6	14	20	47	Ulf Sterner	4	0	0	0	0
Jim Neilson	69	5	11	16	36	Billy Taylor	2	0	0	0	0
Albert Langlois	60	2	14	16	62	Ted Taylor	4	0	0	0	4
Ken Schinkel	69	6	9	15	15	1965-66					
Vic Hadfield	36	5	6	11	32		GP	G	A	PTS	PIM
Leon Rochefort	23	5	4	9	6	Bob Nevin	69	29	33	62	10
Ted Hampson	47	4	2	6	2	Don Marshall	69	26	28	54	6
Don Johns	6	0	4	4	4	Jean Ratelle	67	21	30	51	10
Bryan Hextall Jr.	21	0	2	2	8	Phil Goyette	60	11	31	42	4
Ralph Keller	3	1	0	1	6	Earl Ingarfield	68	20	16	36	37
Mel Pearson	5	1	0	1	4	Vic Hadfield	69	16	19	35	117
Duane Rupp	2	0	0	0	0	Reggie Fleming	35	10	14	24	124
Marcel Pelletier	2	0	0	0	0	NYR Total	69	14	20	34	166
Marcel Paille	3	0	0	0	0	Harry Howell	70	4	29	33	92
Gump Worsley	67	0	0	0	14	Bill Hicke	49	9	18	27	21
1963-64						Rod Gilbert	34	10	15	25	20
	GP	G	A	PTS	PIM	Jim Neilson	65	4	19	23	84
Phil Goyette	67	24	41	65	15	Doug Robinson	51	8	12	20	8
Rod Gilbert	70	24	40	64	62	Wayne Hillman	68	3	17	20	70
Andy Bathgate	56	16	43	59	26	Rod Seiling	52	5	10	15	24
Camille Henry	68	29	26	55	8	Mike McMahon	41	0	12	12	32
Harry Howell	70	5	31	36	75	John McKenzie	35	6	5	11	36
Jim Neilson	69	5	24	29	93	Garry Peters	63	7	3	10	42
Bob Nevin	14	5	4	9	9	Arnie Brown	64	1	7	8	106
NYR Total	63	12	16	28	35	Bob Plager	18	0	5	5	22
Earl Ingarfield	63	15	11	26	26	Lou Angotti	21	2	2	4	2
Don McKenney	55	9	17	26	6	Ray Cullen	8	1	3	4	0
Vic Hadfield	69	14	11	25	151	Paul Andrea	4	1	1	2	0
Val Fonteyne	69	7	18	25	4	Cesare Maniago	28	0	2	2	2
Dick Duff	14	4	4	8	2	Jim Johnson	5	1	0	1	0
NYR Total	66	11	14	25	61	Ted Taylor	4	0	1	1	2
Don Marshall	70	11	12	23	8	John Brenneman	11	0	0	0	14
Ron Ingram	16	1	3	4	8	Al Hamilton	4	0	0	0	0
NYR Total	66	4	9	13	58	Al LeBrun	2	0	0	0	0
Larry Cahan	53	4	8	12	80	Dunc McCallum	2	0	0	0	2
Don Johns	57	1	9	10	26	Larry Mickey	7	0	0	0	0
Dick Meissner	35	3	5	8	0	Don Simmons	12	0	0	0	0
Jean Ratelle	15	0	7	7	6	Ed Giacomin	36	0	0	0	10
Albert Langlois	44	4	2	6	32	1966-67					
Dave Richardson	34	3	1	4	21		GP	G	A	PTS	PIM
Doug Harvey	14	0	2	2	10	Phil Goyette	70	12	49	61	6
Marc Dufour	10	1	0	1	2	Rod Gilbert	64	28	18	46	12
Howie Glover	25	1	0	1	9	Don Marshall	70	24	22	46	4
Mike McMahon	18	0	1	1	16	Bob Nevin	67	20	24	44	6
Rod Seiling	2	0	1	1	0	Bernie Geoffrion	58	17	25	42	42
Jacques Plante	65	0	1	1	6	Harry Howell	70	12	28	40	54
Gord Labossiere	15	0	0	0	8	Orland Kurtenbach	60	11	25	36	58
Sandy McGregor	2	0	0	0	0	Earl Ingarfield	67	12	22	34	10
Ken Schinkel	4	0	0	0	0	Vic Hadfield	69	13	20	33	80
Gilles Villeneuve	5	0	0	0	0	Reggie Fleming	61	15	16	31	146
1964-65						Jim Neilson	62	4	11	15	68
	GP	G	A	PTS	PIM	Wayne Hillman	67	2	12	14	43
Rod Gilbert	70	25	36	61	54	Arnie Brown	69	2	10	12	59
Phil Goyette	52	12	34	46	6	Jean Ratelle	41	6	5	11	4
Vic Hadfield	70	18	20	38	102	Ken Schinkel	20	6	3	9	0
Camille Henry	48	21	15	36	18						

REGULAR SEASON SCORING STATISTICS

1966-67 (CONT'D)	GP	G	A	PTS	PIM
Bill Hicke	48	3	4	7	11
Red Berenson	30	0	5	5	2
Al MacNeil	58	0	4	4	44
Rod Seiling	12	1	1	2	6
Jim Johnson	2	0	0	0	0
Larry Mickey	8	0	0	0	2
Bob Plager	1	0	0	0	0
Doug Robinson	1	0	0	0	0
Cesare Maniago	6	0	0	0	0
Ed Giacomini	68	0	0	0	8

1967-68	GP	G	A	PTS	PIM
Jean Ratelle	74	32	46	78	18
Rod Gilbert	73	29	48	77	12
Phil Goyette	72	25	40	65	10
Bob Nevin	74	28	30	58	20
Don Marshall	70	19	30	49	2
Vic Hadfield	59	20	19	39	45
Orland Kurtenbach	73	15	20	35	82
Jim Neilson	67	6	29	35	60
Harry Howell	74	5	24	29	62
Arnie Brown	74	1	25	26	85
Ron Stewart	55	7	7	14	19
NYR Total	74	14	12	26	30
Reggie Fleming	73	17	7	24	132
Bernie Geoffrion	59	5	16	21	11
Camille Henry	36	8	12	20	0
Rod Seiling	71	5	11	16	44
Ron Attwell	4	0	0	0	2
NYR Total	22	1	7	8	8
Larry Jeffrey	47	2	4	6	15
Wayne Hillman	62	0	5	5	46
Red Berenson	19	2	1	3	2
Larry Mickey	4	0	2	2	0
Al Hamilton	2	0	0	0	0
Walt Tkaczuk	2	0	0	0	0
Gilles Villemure	4	0	0	0	0
Don Simmons	5	0	0	0	0
Ed Giacomini	66	0	0	0	4

1968-69	GP	G	A	PTS	PIM
Jean Ratelle	75	32	46	78	26
Rod Gilbert	66	28	49	77	22
Vic Hadfield	73	26	40	66	108
Bob Nevin	71	31	25	56	14
Phil Goyette	67	13	32	45	8
Jim Neilson	76	10	34	44	95
Don Marshall	74	20	19	39	12
Walt Tkaczuk	71	12	24	36	28
Dave Balon	75	10	21	31	57
Ron Stewart	75	18	11	29	20
Brad Park	54	3	23	26	70
Arnie Brown	74	10	12	22	50
Rod Seiling	73	4	17	21	75
Reggie Fleming	72	8	12	20	138
Harry Howell	56	4	7	11	36
Larry Jeffrey	75	1	6	7	12
Dennis Hextall	13	1	4	5	25
Bob Blackburn	11	0	0	0	0
Bill Fairbairn	1	0	0	0	0
Al Hamilton	16	0	0	0	8
Bob Jones	2	0	0	0	0
Orland Kurtenbach	2	0	0	0	2
Wayne Rivers	4	0	0	0	0
Guy Trotter	2	0	0	0	0
Gilles Villemure	4	0	0	0	0
Don Simmons	5	0	0	0	0
Ed Giacomini	70	0	0	0	2

1969-70	GP	G	A	PTS	PIM
Walt Tkaczuk	76	27	50	77	38
Jean Ratelle	75	32	42	74	28
Dave Balon	76	33	37	70	100
Bill Fairbairn	76	23	33	56	23
Vic Hadfield	71	20	34	54	69
Rod Gilbert	72	16	37	53	22
Bob Nevin	68	18	19	37	8
Brad Park	60	11	26	37	98
Arnie Brown	73	15	21	36	78
Tim Horton	15	1	5	6	16
NYR Total	74	4	24	28	107
Ted Irvine	17	0	3	3	10
NYR Total	75	11	16	27	38
Rod Seiling	76	5	21	26	68
Ron Stewart	76	14	10	24	14
Don Marshall	57	9	15	24	6
Jim Neilson	62	3	20	23	75
Juha Widing	44	7	7	14	10
Orland Kurtenbach	53	4	10	14	47
Real Lemieux	55	4	6	10	51
Al Hamilton	59	0	5	5	54
Jack Eggers	6	3	0	3	2

1969-70 (CONT'D)	GP	G	A	PTS	PIM
Don Luce	12	1	2	3	8
Larry Brown	15	0	3	3	8
Ed Giacomini	70	0	2	2	2
Terry Sawchuk	8	0	1	1	0
Don Blackburn	3	0	0	0	0
Ab DeMarco Jr.	3	0	0	0	0
Mike Robitaille	4	0	0	0	8

1970-71	GP	G	A	PTS	PIM
Walt Tkaczuk	77	26	49	75	48
Jean Ratelle	78	26	46	72	14
Rod Gilbert	78	30	31	61	65
Dave Balon	78	36	24	60	34
Pete Stenkowski	68	16	29	45	61
NYR Total	78	18	31	49	69
Bruce MacGregor	27	12	13	25	4
NYR Total	74	18	29	47	22
Bob Nevin	78	21	25	46	10
Vic Hadfield	63	22	22	44	38
Brad Park	68	7	37	44	114
Ted Irvine	76	20	18	38	137
Jim Neilson	77	8	24	32	69
Bill Fairbairn	56	7	23	30	32
Rod Seiling	68	5	22	27	34
Tim Horton	78	2	18	20	57
Dale Rolfe	14	0	7	7	23
NYR Total	58	3	16	19	71
Jack Eggers	60	7	10	17	50
Arnie Brown	48	3	12	15	24
Glen Sather	31	2	0	2	52
NYR Total	77	10	3	13	148
Ron Stewart	76	5	6	11	19
Syl Apps	31	1	2	3	11
Andre Dupont	7	1	2	3	21
Larry Brown	31	1	1	2	10
Mike Robitaille	11	1	1	2	7
Jim Krulicik	27	0	2	2	6
Ab DeMarco Jr.	2	0	1	1	0
Don Luce	9	0	1	1	0
Don Blackburn	1	0	0	0	0
Gilles Villemure	34	0	0	0	0
Ed Giacomini	45	0	0	0	4

1971-72	GP	G	A	PTS	PIM
Jean Ratelle	63	46	63	109	4
Vic Hadfield	78	50	56	106	142
Rod Gilbert	73	43	54	97	64
Brad Park	75	24	49	73	130
Walt Tkaczuk	76	24	42	66	65
Bill Fairbairn	78	22	37	59	53
Bobby Rousseau	78	21	36	57	12
Rod Seiling	78	5	36	41	62
Bruce MacGregor	75	19	21	40	22
Jim Neilson	78	7	30	37	56
Ted Irvine	78	15	21	36	66
Pete Stenkowski	59	11	17	28	53
Phil Goyette	8	1	4	5	0
NYR Total	45	4	25	29	14
Jim Dorey	1	0	0	0	0
NYR Total	51	4	19	23	56
Gene Carr	60	8	8	16	25
NYR Total	74	11	10	21	34
Dale Rolfe	68	2	14	16	67
Glen Sather	76	5	9	14	77
Gary Doak	50	1	10	11	54
NYR Total	55	1	11	12	77

Ab DeMarco Jr.	48	4	7	11	4
Dave Balon	16	4	5	9	2
Pierre Jarry	34	3	3	6	20
Ron Stewart	13	0	2	2	2
NYR Total	55	3	3	6	12
Jack Eggers	17	2	1	3	14
Ed Giacomini	44	0	3	3	4
Gilles Villemure	37	0	2	2	6
Norm Gratton	3	0	1	1	0
Jim Lorentz	5	0	0	0	0
Mike McMahon	1	0	0	0	0
Tom Williams	3	0	0	0	2

1972-73	GP	G	A	PTS	PIM
Jean Ratelle	78	41	53	94	12
Rod Gilbert	76	25	59	84	25
Walt Tkaczuk	76	27	39	66	59
Bill Fairbairn	78	30	33	63	23
Vic Hadfield	63	28	34	62	60
Pete Stenkowski	78	22	37	59	71
Steve Vickers	61	30	23	53	37
Brad Park	52	10	43	53	51
Mike Murphy	15	4	4	8	5
NYR Total	79	22	31	53	53
Bobby Rousseau	78	8	37	45	14

REGULAR SEASON SCORING STATISTICS

1972-73 (CONT'D)					
Rod Seiling	72	9	33	42	36
Dale Rolfe	72	7	25	32	74
Bruce MacGregor	52	14	12	26	12
Glen Sather	77	11	15	26	64
Ted Irvine	53	8	12	20	54
Jim Neilson	52	4	16	20	35
Gene Carr	50	9	10	19	50
Ron Harris	47	3	10	13	17
NYR Total	70	5	14	19	25
Ab DeMarco Jr.	51	4	13	17	15
Bert Marshall	8	0	0	0	14
NYR Total	63	2	6	8	85
Ed Giacomini	43	0	2	2	6
Randy Legge	12	0	2	2	2
Jerry Butler	8	1	0	1	4
Bill Heindl	4	1	0	1	0
Larry Sacharuk	8	1	0	1	0
Curt Bennett	16	0	1	1	11
Sheldon Kannegiesser	3	0	1	1	4
NYR Total	6	0	1	1	4
Ron Stewart	11	0	1	1	0
Tom Williams	8	0	1	1	0
Peter McDuffe	1	0	0	0	0
Gilles Villemure	34	0	0	0	2
1973-74					
Brad Park	78	25	57	82	148
Rod Gilbert	75	36	41	77	20
Pete Stenkowski	78	25	45	70	74
Jean Ratelle	68	28	39	67	16
Walt Tkaczuk	71	21	42	63	58
Bill Fairbairn	78	18	44	62	12
Steve Vickers	75	34	24	58	18
Vic Hadfield	77	27	28	55	75
Bobby Rousseau	72	10	41	51	4
Ted Irvine	75	26	20	46	105
Bruce MacGregor	66	17	27	44	6
Gilles Marotte	46	2	17	19	28
NYR Total	68	3	28	31	51
Rod Seiling	68	7	23	30	32
Jerry Butler	26	6	10	16	24
Dale Rolfe	48	3	12	15	56
Ron Harris	63	2	12	14	25
Jim Neilson	72	4	7	11	38
Larry Sacharuk	23	2	4	6	4
Gene Carr	29	1	5	6	15
Jack Eggers	28	1	3	4	6
NYR Total	34	1	4	5	12
Sheldon Kannegiesser	12	1	3	4	6
Mike Murphy	16	2	1	3	0
Tom Williams	14	1	2	3	4
Bert Wilson	5	1	1	2	2
Ed Giacomini	56	0	1	1	4
Real Lemieux	8	0	0	0	0
Glen Sather	2	0	0	0	0
Peter McDuffe	6	0	0	0	0
Gilles Villemure	21	0	0	0	0
1974-75					
Rod Gilbert	76	36	61	97	22
Jean Ratelle	79	36	55	91	26
Steve Vickers	80	41	48	89	64
Bill Fairbairn	80	24	37	61	10
Pete Stenkowski	77	24	35	59	63
Brad Park	65	13	44	57	104
Derek Sanderson	75	25	25	50	106
Ron Greschner	70	8	37	45	93
Greg Polis	76	26	15	41	55
Rick Middleton	47	22	18	40	19
Walt Tkaczuk	62	11	25	36	34
Gilles Marotte	77	4	32	36	69
Ted Irvine	79	17	17	34	66
Jerry Butler	78	17	16	33	102
Nick Beverley	67	3	15	18	19
John Bednarski	35	1	10	11	37
Dale Rolfe	42	1	8	9	30
Ron Harris	34	1	7	8	22
Bert Wilson	61	5	1	6	66
Bobby Rousseau	8	2	2	4	0
Bob MacMillan	22	1	2	3	4
Dave Maloney	4	0	2	2	0
Joe Zanussi	8	0	2	2	4
Jerry Holland	1	1	0	1	0
Hartland Monahan	6	0	1	1	4
Rod Seiling	4	0	1	1	0
Curt Ridley	2	0	0	0	0
Dunc Wilson	3	0	0	0	0
NYR Total	28	0	0	0	6
Ed Giacomini	37	0	0	0	20
Gilles Villemure	45	0	0	0	2
1975-76					
Rod Gilbert	70	36	50	86	32

1975-76 (CONT'D)					
Steve Vickers	80	30	53	83	40
Phil Esposito	62	29	38	67	28
NYR Total	74	35	48	83	36
Carol Vadnais	64	20	30	50	104
NYR Total	76	22	35	57	121
Rick Middleton	77	24	26	50	14
Wayne Dillon	79	21	24	45	10
Pete Stenkowski	75	13	28	41	49
Greg Polis	79	15	21	36	77
Pat Hickey	70	14	22	36	36
Walt Tkaczuk	78	8	28	36	56
Bill Fairbairn	80	13	15	28	8
Ron Greschner	77	6	21	27	93
Gilles Marotte	57	4	17	21	34
Jean Ratelle	13	5	10	15	2
Larry Sacharuk	42	6	7	13	14
Jerry Holland	36	7	4	11	6
John Bednarski	59	1	8	9	77
Nick Beverley	63	1	8	9	46
Bill Collins	50	4	4	8	38
Brad Park	13	2	4	6	23
Dave Maloney	21	1	3	4	66
Doug Jarrett	45	0	4	4	19
Eddie Johnstone	10	2	1	3	4
John Davidson	56	0	2	2	8
Ron Harris	3	0	1	1	0
Doug Soetaert	8	0	1	1	0
Greg Holst	2	0	0	0	0
Dale Lewis	8	0	0	0	0
Derek Sanderson	8	0	0	0	4
Ed Giacomini	4	0	0	0	0
Dunc Wilson	20	0	0	0	11
1976-77					
Phil Esposito	80	34	46	80	52
Rod Gilbert	77	27	48	75	50
Ken Hodge	78	21	41	62	43
Don Murdoch	59	32	24	56	47
Steve Vickers	75	22	31	53	26
Walt Tkaczuk	80	12	38	50	38
Carol Vadnais	74	11	37	48	131
Ron Greschner	78	11	36	47	89
Wayne Dillon	80	17	29	46	33
Mike McEwen	80	14	29	43	38
Pat Hickey	80	23	17	40	35
Greg Polis	77	16	23	39	44
Bill Goldsworthy	61	10	12	22	43
NYR Total	77	12	15	27	49
Dave Maloney	66	3	18	21	100
Dave Farrish	80	2	17	19	102
Dan Newman	41	9	8	17	37
Pete Stenkowski	61	2	13	15	8
Nick Fotiu	70	4	8	12	174
Bill Fairbairn	9	1	2	3	0
Mark Heaslip	19	1	0	1	31
John Bednarski	5	0	0	0	0
Nick Beverley	9	0	0	0	2
Greg Holst	5	0	0	0	0
Larry Huras	2	0	0	0	0
Doug Jarrett	9	0	0	0	4
Larry Sacharuk	2	0	0	0	0
Dave Tataryn	2	0	0	0	0
Doug Soetaert	12	0	0	0	0
John Davidson	39	0	0	0	6
Gilles Gratton	41	0	0	0	13
1977-78					
Phil Esposito	78	38	43	81	53
Pat Hickey	80	40	33	73	47
Ron Greschner	78	24	48	72	100
Walt Tkaczuk	80	26	40	66	30
Steve Vickers	79	19	44	63	30
Don Murdoch	66	27	28	55	41
Carol Vadnais	80	6	40	46	115
Ron Duguay	71	20	20	40	43
Lucien DeBlois	71	22	8	30	27
Eddie Johnstone	53	13	13	26	44
Greg Polis	37	7	16	23	12
Dave Maloney	56	2	19	21	63
Wayne Dillon	59	5	13	18	15
Mike McEwen	57	5	13	18	52
Dan Newman	59	5	13	18	22
Mark Heaslip	29	5	10	15	34
Don Awrey	78	2	8	10	38
Nick Fotiu	59	2	7	9	105
Rod Gilbert	19	2	7	9	6
Dave Farrish	66	3	5	8	62
Ken Hodge	18	2	4	6	8
Dallas Smith	29	1	4	5	23
Jerry Byers	7	2	1	3	0

REGULAR SEASON SCORING STATISTICS

1977-78 (CONT'D)	GP	G	A	PTS	PIM
Mario Marois	8	1	1	2	15
Bill Goldsworthy	7	0	1	1	12
Wayne Thomas	41	0	1	1	9
Benoit Gosselin	7	0	0	0	33
Greg Hickey	1	0	0	0	0
Greg Holst	4	0	0	0	0
Mike Keating	1	0	0	0	0
Bud Stefanski	1	0	0	0	0
Hardy Astrom	4	0	0	0	0
Doug Soetaert	6	0	0	0	0
John Davidson	34	0	0	0	10

1978-79	GP	G	A	PTS	PIM
Phil Esposito	80	42	36	78	37
Anders Hedberg	80	33	45	78	33
Pat Hickey	80	34	41	75	56
Ulf Nilsson	59	27	39	66	21
Ron Duguay	79	27	36	63	35
Mike McEwen	80	20	38	58	35
Ron Greschner	60	17	36	53	66
Steve Vickers	66	13	34	47	24
Carol Vadnais	77	8	37	45	86
Walt Tkaczuk	77	15	27	42	38
Don Murdoch	40	15	22	37	6
Pierre Plante	70	6	25	31	37
Mario Marois	71	5	26	31	153
Dean Talafous	68	13	16	29	29
Lucien DeBlois	62	11	17	28	26
Dave Maloney	76	11	17	28	151
Don Maloney	28	9	17	26	39
Dave Farrish	71	1	19	20	61
Eddie Johnstone	30	5	3	8	27
Nick Fotiu	71	3	5	8	190
Greg Polis	6	1	1	2	8
Dan Clark	4	0	1	1	6
Mike Korney	18	0	1	1	18
Frank Beaton	2	0	0	0	0
Tim Bothwell	1	0	0	0	2
Andre Dore	2	0	0	0	0
Mike McDougal	1	0	0	0	0
Dean Turner	1	0	0	0	0
Doug Soetaert	17	0	0	0	4
Wayne Thomas	31	0	0	0	0
John Davidson	39	0	0	0	12

1979-80	GP	G	A	PTS	PIM
Phil Esposito	80	34	44	78	73
Don Maloney	79	25	48	73	97
Anders Hedberg	80	32	39	71	21
Barry Beck	61	14	45	59	98
NYR Total	71	15	50	65	106
Steve Vickers	75	29	33	62	38
Ron Greschner	76	21	37	58	103
Ulf Nilsson	50	14	44	58	20
Ron Duguay	73	28	22	50	37
Don Murdoch	56	23	19	42	16
Dave Maloney	77	12	25	37	186
Walt Tkaczuk	76	12	25	37	36
Eddie Johnstone	78	14	21	35	60
Mario Marois	79	8	23	31	142
Dean Talafous	55	10	20	30	26
Carol Vadnais	66	3	20	23	118
Cam Connor	12	0	3	3	37
NYR Total	50	7	16	23	173
Warren Miller	55	7	6	13	17
Claude Larose	25	4	7	11	2
Doug Sullivan	31	4	7	11	2
Tim Bothwell	45	4	6	10	20
Mike McEwen	9	1	7	8	8
Jocelyn Guevremont	20	2	5	7	6
Pat Conacher	17	0	5	5	4
Lucien DeBlois	6	3	1	4	7
Pat Hickey	7	2	2	4	10
Frank Beaton	23	1	1	2	43
Ray Markham	14	1	1	2	21
John Davidson	41	0	2	2	2
Ed Hospodar	20	0	1	1	76
Andre Dore	2	0	0	0	0
Bill Lochhead	7	0	0	0	4
Jim Mayer	4	0	0	0	0
Dave Silk	2	0	0	0	0
Doug Soetaert	8	0	0	0	0
Wayne Thomas	12	0	0	0	0
Steve Baker	27	0	0	0	2

1980-81	GP	G	A	PTS	PIM
Anders Hedberg	80	30	40	70	52
Eddie Johnstone	80	30	38	68	100
Ron Greschner	74	27	41	68	112
Mike Allison	75	26	38	64	83
Steve Vickers	73	19	39	58	40

1980-81 (CONT'D)	GP	G	A	PTS	PIM
Don Maloney	61	29	23	52	99
Dave Maloney	79	11	36	47	132
Ulf Nilsson	51	14	25	39	42
Ron Duguay	50	17	21	38	83
Barry Beck	75	11	23	34	231
Dean Talafous	50	13	17	30	28
Tom Laidlaw	80	6	23	29	100
Walt Tkaczuk	43	6	22	28	28
Dave Silk	59	14	12	26	58
Jere Gillis	35	10	10	20	4

NYR Total	46	10	14	24	8
Lance Nethery	33	11	12	23	12
Carol Vadnais	74	3	20	23	91
Phil Esposito	41	7	13	20	20
Ed Hospodar	61	5	14	19	214
Nick Fotiu	27	5	6	11	91
NYR Total	69	9	9	18	170

Chris Kotsopoulos	54	4	12	16	153
Peter Wallin	12	1	5	6	2
Doug Sullivan	32	4	1	5	32
Dan McCarthy	5	4	0	4	4
Gary Burns	11	2	2	4	18
Cam Connor	15	1	3	4	44
Andre Dore	15	1	3	4	15
Mario Marois	8	1	2	3	46
Wayne Thomas	10	0	2	2	2
Jeff Bandura	2	0	1	1	0
Tim Bothwell	3	0	1	1	0
John Davidson	10	0	1	1	2
Mike McDougal	2	0	0	0	0
Steve Weeks	1	0	0	0	0
Steve Baker	21	0	0	0	5
Doug Soetaert	39	0	0	0	2

1981-82	GP	G	A	PTS	PIM
Mike Rogers	80	38	65	103	43
Ron Duguay	72	40	36	76	82
Mark Pavelich	79	33	43	76	67
Eddie Johnstone	68	30	28	58	57
Don Maloney	54	22	36	58	73
Reijo Ruotsalainen	78	18	38	56	27
Dave Maloney	64	13	36	49	105
Robbie Fforek	30	8	24	32	24
NYR Total	49	9	32	41	28

Barry Beck	60	9	29	38	111
Dave Silk	64	15	20	35	39
Mikko Leinonen	53	11	20	31	18
Pat Hickey	53	15	14	29	32
Mike Allison	48	7	15	22	74
Tom Laidlaw	79	3	18	21	104
Steve Vickers	34	9	11	20	13
Andre Dore	56	4	16	20	64
Nick Fotiu	70	8	10	18	151
Rob McClanahan	22	5	9	14	10
NYR Total	39	5	12	17	21

Ron Greschner	29	5	11	16	16
Dean Talafous	29	6	7	13	8
Jere Gillis	26	3	9	12	16
Carol Vadnais	50	5	6	11	45
Ed Hospodar	41	3	8	11	152
Peter Wallin	40	2	9	11	12
Tom Youngmans	47	3	5	8	17
NYR Total	50	4	5	9	17
Tim Bothwell	13	0	3	3	10
Steve Weeks	49	0	3	3	0
Mark Morrison	9	1	1	2	0
Mike Backman	3	0	2	2	4
Anders Hedberg	4	0	1	1	0
Lance Nethery	5	0	0	0	0
John Davidson	1	0	0	0	2
John Vanbiesbrouck	1	0	0	0	0
Steve Baker	6	0	0	0	0
Eddie Mio	25	0	0	0	4

1982-83	GP	G	A	PTS	PIM
Mike Rogers	71	29	47	76	28
Mark Pavelich	78	37	38	75	52
Don Maloney	78	29	40	69	88
Reijo Ruotsalainen	77	16	53	69	22
Anders Hedberg	78	25	34	59	12
Mikko Leinonen	78	17	34	51	23
Dave Maloney	78	8	42	50	132
Rob McClanahan	78	22	26	48	46
Ron Duguay	72	19	25	44	58
Eddie Johnstone	52	15	21	36	27
Barry Beck	66	12	22	34	112
Robbie Fforek	61	12	19	31	41
Vaclav Nedomansky	35	12	8	20	0
NYR Total	57	14	17	31	2
Kent-Erik Andersson	71	8	20	28	14

REGULAR SEASON SCORING STATISTICS

1982-83 (CONT'D)		GP	G	A	PTS	PIM
Nick Fotiu		72	8	13	21	90
Mike Allison		39	11	9	20	37
Bill Baker		70	4	14	18	64
Chris Kontos		44	8	7	15	33
Andre Dore		39	3	12	15	39
Rick Chartraw		26	2	2	4	37
	NYR	57	5	7	12	68
Total		30	2	9	11	8
Scot Kleinendorst		80	0	10	10	75
Tom Laidlaw		10	3	5	8	0
Ron Greschner		10	2	4	6	2
Ulf Nilsson		7	1	3	4	6
Mike Backman		41	0	3	3	8
Eddie Mio		16	1	1	2	15
Dave Silk		18	0	2	2	0
Steve Weeks		5	0	1	1	4
Pat Conacher		1	0	0	0	0
Cam Connor		10	0	0	0	9
Graeme Nicolson		2	0	0	0	0
John Davidson		3	0	0	0	0
Steve Baker		21	0	0	0	2
Glen Hanlon		35	0	0	0	2
	NYR					
Total						

1983-84		GP	G	A	PTS	PIM
Mark Pavelich		77	29	53	82	96
Pierre Larouche		77	48	33	81	22
Anders Hedberg		79	32	35	67	16
Don Maloney		79	24	42	66	62
Mike Rogers		78	23	38	61	45
Reijo Ruotsalainen		74	20	39	59	26
Ron Greschner		77	12	44	56	117
Mark Osborne		73	23	28	51	88
Peter Sundstrom		77	22	22	44	24
Blaine Stoughton		14	5	2	7	4
	NYR	68	28	16	44	8
Total		72	9	27	36	134
Barry Beck		68	7	26	33	168
Dave Maloney		75	5	25	30	16
Jan Erixon		28	3	23	26	28
Mikko Leinonen		42	9	14	23	60
Willie Huber		45	8	12	20	64
Mike Allison		63	5	15	20	8
Kent-Erik Andersson		79	3	15	18	62
Tom Laidlaw		41	6	8	14	21
Rob McClanahan		40	7	6	13	115
Nick Fotiu		36	5	6	11	31
Mike Blaisdell		12	1	7	8	2
James Patrick		26	2	5	7	110
Steve Richmond		31	3	2	5	22
Robbie Florek		9	1	2	3	4
Larry Patey		26	1	3	4	12
	NYR	9	1	2	3	4
Total		9	1	2	3	4
Bob Brooke		9	1	1	2	11
George McPhee		50	0	2	2	30
Glen Hanlon		23	0	2	2	35
Scot Kleinendorst		8	0	1	1	8
Mike Backman		6	0	1	1	8
Chris Kontos		6	0	0	0	2
Dave Barr		4	0	0	0	4
Rick Chartraw		1	0	0	0	0
Mark Morrison		3	0	0	0	2
John Vanbiesbrouck		9	0	0	0	0
Ron Scott		26	0	0	0	4
Steve Weeks						
	NYR					
Total						

1984-85		GP	G	A	PTS	PIM
Reijo Ruotsalainen		80	28	45	73	32
Mike Rogers		78	26	38	64	24
Pierre Larouche		65	24	36	60	8
Tomas Sandstrom		74	29	29	58	51
Anders Hedberg		64	20	31	51	10
Ron Greschner		48	16	29	45	42
Mark Pavelich		48	14	31	45	29
Peter Sundstrom		76	18	25	43	34
James Patrick		75	8	28	36	71
Steve Patrick		43	11	18	29	63
	NYR	57	13	20	33	67
Total		66	7	22	29	33
Jan Erixon		49	12	15	27	139
George McPhee		37	11	16	27	32
Don Maloney		56	7	19	26	65
Barry Beck		31	9	15	24	17
Mike Allison		42	8	12	20	53
Grant Ledyard		48	9	10	19	35
Robbie Florek		72	7	9	16	79
Bob Brooke		49	3	11	14	55
Willie Huber		38	6	6	12	16
Dave Gagner		28	4	8	12	24
Chris Kontos		61	1	11	12	52
Tom Laidlaw						

1984-85 (CONT'D)		GP	G	A	PTS	PIM
Jim Wiener		22	4	3	7	30
	NYR	32	7	5	12	34
Total		46	4	7	11	54
Nick Fotiu		23	4	4	8	33
Mark Osborne		25	0	7	7	35
Andre Dore		12	2	3	5	15
Randy Heath		34	0	5	5	90
Steve Richmond		42	0	5	5	17
John Vanbiesbrouck		16	2	1	3	10
Dave Maloney		5	0	2	2	2
Kelly Miller		12	1	0	1	11
Mike Blaisdell		7	0	1	1	12
Larry Patey		8	0	0	0	8
Simo Saarinen		44	0	0	0	4
Glen Hanlon						

1985-86		GP	G	A	PTS	PIM
Mike Ridley		80	22	43	65	69
Reijo Ruotsalainen		80	17	42	59	47
Tomas Sandstrom		73	25	29	54	109
Ron Greschner		78	20	28	48	104
Brian MacLellan		51	11	21	32	47
	NYR	78	16	29	45	66
Total		79	24	20	44	111
Bob Brooke		75	14	29	43	88
James Patrick		59	20	20	40	82
Mark Pavelich		62	16	24	40	80
Mark Osborne		66	10	30	40	10
Raimo Helminen		11	1	2	3	10
Bob Crawford		68	15	22	37	26
	NYR	74	13	20	33	52
Total		68	11	17	28	56
Kelly Miller		28	20	7	27	4
Don Maloney		8	1	6	7	13
Pierre Larouche		52	8	18	26	158
Wilf Paiement		53	8	15	23	12
	NYR	31	2	17	19	4
Total		68	6	12	18	103
Peter Sundstrom		70	7	8	15	85
Jan Erixon		28	2	13	15	22
Tom Laidlaw		46	1	8	9	65
Willie Huber		52	3	11	14	76
Mike Allison		25	4	8	12	24
Larry Melnyk		27	2	9	11	20
	NYR	32	4	6	10	19
Total		30	4	4	8	63
Barry Beck		28	4	3	7	37
Grant Ledyard		16	2	5	7	8
Dave Gagner		32	4	2	6	10
George McPhee		9	1	3	4	0
Steve Patrick		9	1	3	4	2
Mike McEwen		7	3	0	3	2
Rob Whistle		61	0	3	3	16
Chris Jensen		17	0	2	2	63
Mike Rogers		1	0	1	1	0
Jim Wiener		23	0	1	1	4
John Vanbiesbrouck		10	0	0	0	21
Steve Richmond		9	0	0	0	10
Randy Heath		4	0	0	0	2
Glen Hanlon		4	0	0	0	0
Tony Feltrin		4	0	0	0	0
Kjell Samuelsson						
Terry Kleisinger						
Ron Scott						

1986-87		GP	G	A	PTS	PIM
Walt Poddubny		75	40	47	87	49
Marcel Dionne		14	4	6	10	6
	NYR	81	28	56	84	60
Total		64	40	34	74	60
Tomas Sandstrom		70	24	40	64	73
Kelly Kisio		73	28	35	63	12
Pierre Larouche		72	19	38	57	117
Don Maloney		78	10	45	55	62
James Patrick		64	29	17	46	56
Tony McKegney		75	31	20	51	72
	NYR	60	6	34	40	62
Total		34	9	12	21	9
Ron Greschner		74	14	25	39	39
Ron Duguay		38	16	20	36	20
Mike Ridley		58	17	15	32	101
Mark Osborne		66	8	22	30	68
Willie Huber		68	8	18	26	24
Jan Erixon		61	2	17	19	50
Curt Giles		72	2	20	22	54
	NYR	9	5	1	6	15
Total		64	13	8	21	79
Jeff Jackson		38	6	14	20	22
Kelly Miller		73	3	12	15	182
Larry Melnyk		52	2	13	15	118
Terry Carkner		36	6	7	13	21
Chris Jensen		40	3	8	11	27
Lucien DeBlois		63	1	10	11	65
Tom Laidlaw		28	2	8	10	20
Bobby Carpenter		21	4	4	8	34
George McPhee						

REGULAR SEASON SCORING STATISTICS

1986-87 (CONT'D)		GP	G	A	PTS	PIM
Bob Brooke		15	3	5	8	20
Kjell Samuelsson		30	2	6	8	50
Pat Price	NYR	13	0	2	2	49
Total		60	0	8	8	130
Raimo Helminen		21	2	4	6	2
Stu Kulak	NYR	3	0	0	0	0
Total		54	4	2	6	78
Dave Gagner		10	1	4	5	12
Lane Lambert		18	2	2	4	33
Brad Maxwell		9	0	4	4	6
Jay Caulfield		13	2	1	3	45
Mike Donnelly		5	1	1	2	0
Bob Froese	NYR	28	0	2	2	56
Total		31	0	2	2	56
Don Jackson		22	1	0	1	91
Gord Walker		1	1	0	1	4
Jim Leavins		4	0	1	1	4
Norm Maciver		4	0	1	1	0
John Vanbiesbrouck		50	0	1	1	18
Mike Siltala		1	0	0	0	0
Paul Fenton		8	0	0	0	2
Ron Talakoski		3	0	0	0	21
Bob Crawford		3	0	0	0	2
Ron Scott		1	0	0	0	0
Doug Soetaert		13	0	0	0	14

1987-88		GP	G	A	PTS	PIM
Walt Poddubny		77	38	50	88	76
Kelly Kisio		77	23	55	78	88
Tomas Sandstrom		69	28	40	68	95
Marcel Dionne		67	31	34	65	54
James Patrick		70	17	45	62	52
Brian Mullen		74	25	29	54	42
John Ogradnick		64	22	32	54	16
Ulf Dahlen		70	29	23	52	26
Michel Petit	NYR	64	9	24	33	223
Total		74	9	27	36	258
Don Maloney		66	12	21	33	60
David Shaw		68	7	25	32	100
Mark Hardy	NYR	19	2	2	4	31
Total		80	8	24	32	130
Lucien DeBlois		74	9	21	30	103
Jan Erixon		70	7	19	26	33
Norm Maciver		37	9	15	24	14
Chris Nilan	NYR	22	3	5	8	96
Total		72	10	10	20	305
Paul Cyr	NYR	40	4	13	17	41
Total		60	5	14	19	79
Jari Gronstrand		62	3	11	14	63
Brian Leetch		17	2	12	14	0
Pierre Larouche		10	3	9	12	13
Ron Duguay		48	4	4	8	23
Joe Paterson	NYR	21	1	3	4	63
Total		53	2	6	8	178
Ron Greschner		51	1	5	6	82
Gord Walker		18	1	4	5	17
John Vanbiesbrouck		56	0	5	5	46
Mike Donnelly		17	2	2	4	8
Willie Huber		11	1	3	4	14
Dave Pichette		6	1	3	4	4
Bruce Bell		13	1	2	3	8
Mark Tinordi		24	1	2	3	50
Jeff Brubaker		31	2	0	2	78
Steve Nemeth		12	2	0	2	2
Paul Boutilier		4	0	1	1	6
Chris Jensen		7	0	1	1	2
Larry Melnyk		14	0	1	1	34
Jim Pavese		14	0	1	1	48
Ron Talakoski		6	0	1	1	12
Simon Wheeldon		5	0	1	1	4
Bob Froese		25	0	1	1	6
Curt Giles		13	0	0	0	10
Mark Janssens		1	0	0	0	0
Rudy Poeschek		1	0	0	0	2
Mike Siltala		3	0	0	0	0
Ron Scott		2	0	0	0	0

1988-89		GP	G	A	PTS	PIM
Tomas Sandstrom		79	32	56	88	148
Carey Wilson	NYR	41	21	34	55	45
Total		75	32	45	77	59
Brian Leetch		68	23	48	71	50
Brian Mullen		78	29	35	64	60
Tony Granato		78	36	27	63	140
Kelly Kisio		70	26	36	62	91
James Patrick		68	11	36	47	41
Guy Lafleur		67	18	27	45	12
Ulf Dahlen		56	24	19	43	50
John Ogradnick		60	13	29	42	14

1988-89 (CONT'D)		GP	G	A	PTS	PIM
Lucien DeBlois		73	9	24	33	107
Michel Petit		69	8	25	33	154
Jason Lafreniere		38	8	16	24	6
Marcel Dionne		37	7	16	23	20
Lindy Ruff	NYR	13	0	5	5	31
Total		76	6	16	22	117
Mark Hardy	NYR	45	2	12	14	45
Total		60	4	16	20	71
Brian Lawton		30	7	10	17	39
David Shaw		63	6	11	17	88
Jan Erixon		44	4	11	15	27
Chris Nilan		38	7	7	14	177
Dean Kennedy		16	0	1	1	40
Don Maloney		31	4	9	13	16
Ron Greschner		58	1	10	11	94
Darren Turcotte		20	7	3	10	4
Norm Maciver		26	0	10	10	14
Kevin Miller		24	3	5	8	2
Igor Liba		10	2	5	7	15
Normand Rochefort		11	1	5	6	18
Rudy Poeschek		52	0	2	2	199
John Vanbiesbrouck		56	0	2	2	30
Doug Wickenheiser		1	1	0	1	0
Miloslav Horava		6	0	1	1	0
Joe Paterson		20	0	1	1	84
Simon Wheeldon		6	0	1	1	2
Bob Froese		30	0	1	1	6
Jeff Bloemberg		9	0	0	0	0
Stephane Brochu		1	0	0	0	0
Paul Cyr		1	0	0	0	2
Ken Hammond		3	0	0	0	0
Mark Janssens		5	0	0	0	0
James Latos		1	0	0	0	0
Peter Laviolette		12	0	0	0	6
Jay More		1	0	0	0	0

1989-90		GP	G	A	PTS	PIM
Bernie Nicholls	NYR	32	12	25	37	20
Total		79	39	73	112	86
Mike Gartner	NYR	12	11	5	16	6
Total		79	45	41	86	38
John Ogradnick		80	43	31	74	44
Brian Mullen		76	27	41	68	42
Darren Turcotte		76	32	34	66	32
Kelly Kisio		68	22	44	66	105
James Patrick		73	14	43	57	50
Brian Leetch		72	11	45	56	26
Tomas Sandstrom		48	19	19	38	100
Ulf Dahlen		63	18	18	36	30
Troy Mallette		79	13	16	29	305
Carey Wilson		41	9	17	26	57
Tony Granato		37	7	18	25	77
Mark Hardy		54	0	15	15	94
Miloslav Horava		45	4	10	14	26
Kris King		68	6	7	13	286
Mark Janssens		80	5	8	13	161
Jan Erixon		58	4	9	13	8
Randy Moller		60	1	12	13	139
David Shaw		22	2	10	12	22
Dave Archibald	NYR	19	2	3	5	6
Total		31	3	8	11	12
Ron Greschner		55	1	9	10	53
Lindy Ruff		56	3	6	9	80
Paul Broten		32	5	3	8	26
Jeff Bloemberg		28	3	3	6	25
Kevin Miller		16	0	5	5	2
Normand Rochefort		31	3	1	4	24
Chris Nilan		25	1	2	3	59
Mike Richter		23	0	3	3	0
John Vanbiesbrouck		47	0	2	2	24
Rick Bennett		6	1	0	1	5
Todd Charlesworth		7	0	0	0	6
Corey Millen		4	0	0	0	2
Rudy Poeschek		15	0	0	0	55
Bob Froese		15	0	0	0	0

1990-91		GP	G	A	PTS	PIM
Brian Leetch		80	16	72	88	42
Bernie Nicholls		71	25	48	73	96
Mike Gartner		79	49	20	69	53
Darren Turcotte		74	26	41	67	37
Brian Mullen		79	19	43	62	44
James Patrick		74	10	49	59	58
John Ogradnick		79	31	23	54	10
Ray Sheppard		59	24	23	47	21
Kevin Miller		63	17	27	44	63
Kelly Kisio		51	15	20	35	58
Kris King		72	11	14	25	154

REGULAR SEASON SCORING STATISTICS

1990-91 (CONT'D)		GP	G	A	PTS	PIM
Jan Erixon		53	7	18	25	8
Randy Moller		61	4	19	23	161
Troy Mallette		71	12	10	22	252
Mark Janssens		67	9	7	16	172
Jody Hull		47	5	8	13	10
Joe Cirella	NYR	19	1	0	1	52
Total		58	3	10	13	111
David Shaw		77	2	10	12	89
Paul Broten		28	4	6	10	18
Normand Rochefort		44	3	7	10	35
Joe Kocur	NYR	5	0	0	0	36
Total		57	5	4	9	289
Miloslav Horava		29	1	6	7	12
Mark Hardy		70	1	5	6	89
Corey Millen		4	3	1	4	0
John Vanbiesbrouck		40	0	3	3	18
Steven Rice		11	1	1	2	4
Jeff Bloemberg		3	0	2	2	0
Tie Domi		28	1	0	1	185
Lindy Ruff		14	0	1	1	27
Mike Richter		45	0	1	1	4
Rick Bennett		6	0	0	0	6
Brian McReynolds		1	0	0	0	0
Dennis Vial		21	0	0	0	61

1991-92		GP	G	A	PTS	PIM
Mark Messier		79	35	72	107	76
Brian Leetch		80	22	80	102	26
Mike Gartner		76	40	41	81	55
James Patrick		80	14	57	71	54
Tony Amonte		79	35	34	69	55
Adam Graves		80	26	33	59	139
Sergei Nemchinov		73	30	28	58	15
Darren Turcotte		71	30	23	53	57
John Ogradnick		55	17	13	30	22
Doug Weight		53	8	22	30	23
Paul Broten		74	13	15	28	102
Randy Gilhen	NYR	40	7	7	14	14
Total		73	10	13	23	28
Kris King		79	10	9	19	224
Per Djoos		50	1	18	19	40
Tim Kerr		32	7	11	18	12
Jan Erixon		46	8	9	17	4
Jeff Beukeboom	NYR	56	1	10	11	122
Total		74	1	15	16	200
Joe Cirella		67	3	12	15	121
Joe Kocur		51	7	4	11	121
Jay Wells	NYR	11	0	0	0	24
Total		52	2	9	11	181
Randy Moller		43	2	7	9	78
Mark Hardy		52	1	8	9	65
Tie Domi		42	2	4	6	246
Corey Millen		11	1	4	5	10
Rob Zamuner		9	1	2	3	2
John Vanbiesbrouck		45	0	3	3	23
Normand Rochefort		26	0	2	2	31
Rick Bennett		3	0	1	1	2
Jeff Bloemberg		3	0	1	1	0
David Shaw		10	0	1	1	15
Peter Fiorentino		1	0	0	0	0
Jody Hull		3	0	0	0	2
Mark Janssens		4	0	0	0	5
Bernie Nicholls		1	0	0	0	0
Mike Richter		41	0	0	0	6

1992-93		GP	G	A	PTS	PIM
Mark Messier		75	25	66	91	72
Tony Amonte		83	33	43	76	49
Mike Gartner		84	45	23	68	59
Adam Graves		84	36	29	65	148
Sergei Nemchinov		81	23	31	54	34
Darren Turcotte		71	25	28	53	40
Ed Olczyk	NYR	46	13	16	29	26
Total		71	21	28	49	52
Doug Weight		65	15	25	40	55
Esa Tikkanen	NYR	15	2	5	7	18
Total		81	16	24	40	94
Alexei Kovalev		65	20	18	38	79
Brian Leetch		36	6	30	36	26
Sergei Zubov		49	8	23	31	4
James Patrick		60	5	21	26	61
Phil Bourque		55	6	14	20	39
Jeff Beukeboom		82	2	17	19	153
Jan Erixon		45	5	11	16	10
Peter Andersson		31	4	11	15	18
Kevin Lowe		49	3	12	15	58
Paul Broten		60	5	9	14	48
Steven King		24	7	5	12	16
Mark Hardy		44	1	10	11	85
Jay Wells		53	1	9	10	107
Joe Cirella		55	3	6	9	85

1992-93 (CONT'D)		GP	G	A	PTS	PIM
Joe Kocur		65	3	6	9	131
Mike Hurlbut		23	1	8	9	16
John McIntyre	NYR	11	1	0	1	4
Total		60	3	5	8	84
Mike Hartman	NYR	3	0	0	0	6
Total		61	4	4	8	160
Randy Gilhen		33	3	2	5	8
Mike Richter		38	0	5	5	2
Kris King		30	0	3	3	67
Tie Domi		12	2	0	2	95
Per Djoos		6	1	1	2	2
Craig Duncanson		3	0	1	1	0
John Vanbiesbrouck		48	0	1	1	18
Dave Marcynshyn		2	0	0	0	2
Joby Messier		11	0	0	0	6
Corey Hirsch		4	0	0	0	0

1993-94		GP	G	A	PTS	PIM
Sergei Zubov		78	12	77	89	39
Mark Messier		76	26	58	84	76
Adam Graves		84	52	27	79	127
Brian Leetch		84	23	56	79	67
Steve Larmer		68	21	39	60	41
Alexei Kovalev		76	23	33	56	154
Esa Tikkanen		83	22	32	54	114
Mike Gartner		71	28	24	52	58
Sergei Nemchinov		76	22	27	49	36
Glenn Anderson	NYR	12	4	2	6	12
Total		85	21	20	41	62
Brian Noonan	NYR	12	4	2	6	12
Total		76	18	23	41	69
Tony Amonte		72	16	22	38	31
Stephane Matteau	NYR	12	4	3	7	2
Total		77	19	19	38	57
Craig MacTavish	NYR	12	4	2	6	11
Total		78	20	12	32	91
Kevin Lowe		71	5	14	19	70
Alexander Karpovtsev		67	3	15	18	58
Jeff Beukeboom		68	8	8	16	170
Greg Gilbert		76	4	11	15	29
Mike Hudson		48	4	7	11	47
Jay Wells		79	2	7	9	110
Nick Kypreos	NYR	46	3	5	8	102
Total		56	3	5	8	139
Ed Olczyk		37	3	5	8	28
Darren Turcotte		13	2	4	6	13
Joe Kocur		71	2	1	3	129
James Patrick		6	0	3	3	2
Peter Andersson		8	1	1	2	2
Mike Hartman		35	1	1	2	70
Doug Lidster		34	0	2	2	33
Joby Messier		4	0	2	2	0
Mattias Norstrom		9	0	2	2	6
Glenn Healy		29	0	2	2	2
Phil Bourque		16	0	1	1	8
Jim Hiller		2	0	0	0	7
Daniel Lacroix		4	0	0	0	0
Todd Marchant		1	0	0	0	0
Mike Richter		68	0	0	0	2

1994-95		GP	G	A	PTS	PIM
Mark Messier		46	14	39	53	40
Brian Leetch		48	9	32	41	18
Sergei Zubov		38	10	26	36	18
Pat Verbeek	NYR	19	10	5	15	18
Total		48	17	16	33	71
Adam Graves		47	17	14	31	51
Steve Larmer		47	14	15	29	16
Alexei Kovalev		48	13	15	28	30
Brian Noonan		45	14	13	27	26
Petr Nedved		46	11	12	23	26
Sergei Nemchinov		47	7	6	13	16
Alexander Karpovtsev		47	4	8	12	30
Jay Wells		43	2	7	9	36
Troy Loney	NYR	4	0	0	0	0
Total		30	5	4	9	23
Stephane Matteau		41	3	5	8	25
Kevin Lowe		44	1	7	8	58
Nathan Lafayette	NYR	12	0	0	0	0
Total		39	4	4	8	2
Jeff Beukeboom		44	1	3	4	70
Nick Kypreos		40	1	3	4	93
Mark Osborne		37	1	3	4	19
Ed Olczyk		20	2	1	3	4
Joe Kocur		48	1	2	3	71
Mattias Norstrom		9	0	3	3	2
Darren Langdon		18	1	1	2	62
Joby Messier		10	0	2	2	18
Glenn Healy		17	0	2	2	2
Glen Featherstone		6	1	0	1	18
Shawn McCosh		5	1	0	1	2

REGULAR SEASON SCORING STATISTICS

1994-95 (CONT'D)	GP	G	A	PTS	PIM
Jean-Yves Roy	3	1	0	1	2
Daniel Lacroix	NYR	1	0	0	0
Total	24	1	0	1	38
Mike Hartman	1	0	0	0	4
Mike Richter	35	0	0	0	2
1995-96	GP	G	A	PTS	PIM
Mark Messier	74	47	52	99	122
Brian Leetch	82	15	70	85	30
Pat Verbeek	69	41	41	82	129
Luc Robitaille	77	23	46	69	80
Alexei Kovalev	81	24	34	58	98
Adam Graves	82	22	36	58	100
Ray Ferraro	65	25	29	54	82
Jari Kurri	NYR	14	1	4	5
Total	71	18	27	45	39
Bruce Driver	66	3	34	37	42
Marty McSorley	NYR	9	0	2	2
Total	68	10	23	33	169
Sergei Nemchinov	78	17	15	32	38
Sergio Momesso	NYR	19	4	4	8
Total	73	11	12	23	142
Niklas Sundstrom	82	9	12	21	14
Ulf Samuelsson	74	1	18	19	122
Alexander Karpovtsev	40	2	16	18	26
Doug Lidster	59	5	9	14	50
Jeff Beukeboom	82	3	11	14	220
Darren Langdon	64	7	4	11	175
Wayne Presley	61	4	6	10	71
Shane Churla	NYR	10	0	0	0
Total	55	4	6	10	231
Nick Kypreos	42	3	4	7	77
Stephane Matteau	32	4	2	6	22
Kevin Lowe	53	1	5	6	76
Ken Gernander	10	2	3	5	4
Bill Berg	NYR	18	2	1	3
Total	41	3	2	5	41
Daniel Lacroix	25	2	2	4	30
Mattias Norstrom	25	2	1	3	22
Joe Kocur	38	1	2	3	49
Ian Laperriere	28	1	2	3	53
Chris Ferraro	2	1	0	1	0
Peter Ferraro	5	0	1	1	0
Barry Richter	4	0	1	1	0
Mike Richter	41	0	1	1	4
Glenn Healy	44	0	1	1	8
Nathan Lafayette	5	0	0	0	2
Steve Larouche	1	0	0	0	0
Jamie Ram	1	0	0	0	0
1996-97	GP	G	A	PTS	PIM
Wayne Gretzky	82	25	72	97	28
Mark Messier	71	36	48	84	88
Brian Leetch	82	20	58	78	40
Adam Graves	82	33	28	61	66
Niklas Sundstrom	82	24	28	52	20
Luc Robitaille	69	24	24	48	48
Alexander Karpovtsev	77	9	29	38	59
Alexei Kovalev	45	13	22	35	42
Russ Courtnall	NYR	14	2	5	7
Total	61	11	24	35	26
Bruce Driver	79	5	25	30	48
Esa Tikkanen	NYR	16	1	2	3
Total	76	13	17	30	72
Patrick Flatley	68	10	12	22	26
Sergei Nemchinov	63	6	13	19	12
Ulf Samuelsson	73	6	11	17	138
Brian Noonan	44	6	9	15	28
Bill Berg	67	8	6	14	37
Daniel Goneau	41	10	3	13	10
Jeff Beukeboom	80	3	9	12	167
Mike Eastwood	NYR	27	1	7	8
Total	60	2	10	12	14
Vladimir Vorobiev	16	5	5	10	6
Darren Langdon	60	3	6	9	195
Doug Lidster	48	3	4	7	24
David Oliver	NYR	14	2	1	3
Total	31	3	3	6	8
Christian Dube	27	1	1	2	4
Chris Ferraro	12	1	1	2	6
Ryan VandenBussche	11	1	0	1	30
Eric Cairns	40	0	1	1	147
Shane Churla	45	0	1	1	106
Jay More	14	0	1	1	25
Sylvain Blouin	6	0	0	0	18
Dallas Eakins	NYR	3	0	0	0
Total	7	0	0	0	16
Peter Ferraro	2	0	0	0	0
Sergio Momesso	9	0	0	0	11
Jeff Nielsen	2	0	0	0	2
Glenn Healy	23	0	0	0	4
Mike Richter	61	0	0	0	4

1997-98	GP	G	A	PTS	PIM
Wayne Gretzky	82	23	67	90	28
Pat LaFontaine	67	23	39	62	36
Alexei Kovalev	73	23	30	53	44
Brian Leetch	76	17	33	50	32
Niklas Sundstrom	70	19	28	47	24
Kevin Stevens	80	14	27	41	130
Adam Graves	72	23	12	35	41
Tim Sweeney	56	11	18	29	26
Bruce Driver	75	5	15	20	46
Todd Harvey	NYR	Did Not Play	Due to Injury		
Total	59	9	10	19	104
Mike Keane	70	8	10	18	47
Ulf Samuelsson	73	3	9	12	122
Brian Skrudland	59	5	6	11	39
Bob Errey	NYR	12	0	0	7
Total	71	2	9	11	53
Mike Eastwood	48	5	5	10	16
Alexander Karpovtsev	47	3	7	10	38
Harry York	NYR	2	0	0	0
Total	60	4	6	10	31
Bill Berg	67	1	9	10	55
Jeff Finley	63	1	6	7	55
Peter Ferraro	NYR	1	0	0	2
Total	30	3	4	7	14
Darren Langdon	70	3	3	6	197
Marc Savard	28	1	5	6	4
P.J. Stock	38	2	3	5	114
Jeff Beukeboom	63	0	5	5	195
Vladimir Vorobiev	15	2	2	4	6
Johan Lindbom	38	1	3	4	28
Doug Lidster	36	0	4	4	24
Brad Smyth	NYR	1	0	0	0
Total	10	1	3	4	4
Eric Cairns	39	0	3	3	92
Daniel Goneau	11	2	0	2	4
Geoff Smith	15	1	1	2	6
Ryan VandenBussche	16	1	0	1	38
Maxim Galanov	6	0	1	1	2
Mike Richter	72	0	1	1	2
Sylvain Blouin	1	0	0	0	5
Pierre Sevigny	3	0	0	0	2
Ronnie Sundin	1	0	0	0	0
Jason Muzzatti	6	0	0	0	10
Dan Cloutier	12	0	0	0	19
1998-99	GP	G	A	PTS	PIM
Wayne Gretzky	70	9	53	62	14
John MacLean	82	28	27	55	46
Brian Leetch	82	13	42	55	42
Adam Graves	82	38	15	53	47
Petr Nedved	56	20	27	47	50
Marc Savard	70	9	36	45	38
Kevin Stevens	81	23	20	43	64
Niklas Sundstrom	81	13	30	43	20
Mike Knuble	82	15	20	35	26
Mathieu Schneider	75	10	24	34	71
Todd Harvey	37	11	17	28	72
Manny Malhotra	73	8	8	16	13
Mike Maneluk	NYR	4	0	0	4
Total	45	6	9	15	20
Ulf Samuelsson	67	4	8	12	93
Brent Fedyk	67	4	6	10	30
Jeff Beukeboom	45	0	9	9	60
Alexei Kovalev	14	3	4	7	12
Scott Fraser	28	2	4	6	14
Chris Tamer	NYR	52	1	5	6
Total	63	1	5	6	124
Peter Popovic	68	1	4	5	40
Rich Brennan	24	1	3	4	23
Rumun Ndur	NYR	31	1	3	4
Total	39	1	3	4	62
Eric Lacroix	NYR	30	2	1	3
Total	64	2	2	4	18
Sean Pronger	14	0	3	3	4
Esa Tikkanen	32	0	3	3	38
Jan Mertzig	23	0	2	2	8
Alexander Karpovtsev	2	1	0	1	0
Derek Armstrong	3	0	0	0	0
Christian Dube	6	0	0	0	0
Jeff Finley	2	0	0	0	0
Darren Langdon	44	0	0	0	80
Stan Neckar	18	0	0	0	8
Geoff Smith	4	0	0	0	2
P.J. Stock	5	0	0	0	6
Johan Wrehall	4	0	0	0	0
Harry York	5	0	0	0	4
Dan Cloutier	22	0	0	0	2
Mike Richter	68	0	0	0	0

REGULAR SEASON SCORING STATISTICS

1999-00	GP	G	A	PTS	PIM	2001-02	GP	G	A	PTS	PIM
Petr Nedved	76	24	44	68	40	Eric Lindros	72	37	36	73	138
Theoren Fleury	80	15	49	64	68	Pavel Bure	12	12	8	20	6
Mike York	82	26	24	50	18	Total	68	34	35	69	62
Radek Dvorak	46	11	22	33	10	Theoren Fleury	82	24	39	63	216
NYR	81	18	32	50	16	Mike York	69	18	39	57	16
Total	67	19	23	42	16	Brian Leetch	82	10	45	55	28
Jan Hlavac	77	18	24	42	52	Petr Nedved	78	21	25	46	36
John MacLean	77	23	17	40	14	Martin Rucinsky	15	3	10	13	6
Adam Graves	58	13	19	32	24	Total	75	11	27	38	42
Valeri Kamensky	80	10	20	30	78	Radek Dvorak	65	17	20	37	14
Mathieu Schneider	58	8	18	26	23	Vladimir Malakhov	81	6	22	28	83
Alexandre Daigle	50	7	19	26	20	Rem Murray	11	1	2	3	4
Brian Leetch	12	1	3	4	8	Total	80	8	19	27	18
Rob DiMaio	62	6	19	25	50	NYR	11	1	7	8	2
NYR	74	4	19	23	38	Total	66	2	23	25	44
Total	76	6	15	21	46	Andreas Johansson	70	14	10	24	46
Kevin Hatcher	76	9	11	20	72	Mark Messier	41	7	16	23	32
Kim Johnsson	75	2	14	16	77	Sandy McCarthy	82	10	13	23	171
Tim Taylor	59	9	5	14	18	Bryan Berard	82	2	21	23	60
Stephane Quintal	70	4	8	12	24	Matthew Barnaby	48	8	13	21	144
Mike Knuble	82	2	10	12	43	Total	77	8	13	21	214
Eric Lacroix	38	3	5	8	43	Mikael Samuelsson	67	6	10	16	23
Sylvain Lefebvre	31	3	3	6	62	Manny Malhotra	56	7	6	13	42
Kevin Stevens	45	0	4	4	36	Zdeno Ciger	29	6	7	13	16
Todd Harvey	54	0	6	6	70	Jeff Toms	38	7	4	11	10
Rich Pilon	9	1	1	2	2	Dave Karpis	75	1	10	11	131
Johan Wittehall	3	0	1	1	2	Igor Ulanov	39	0	6	6	53
Jason Dawe	7	0	1	1	22	Michael Grosek	15	3	2	5	12
Jason Dolg	21	0	1	1	26	Sylvain Lefebvre	41	0	5	5	23
Darren Langdon	11	0	1	1	11	Tomas Kloucek	52	1	3	4	137
P.J. Stock	22	0	1	1	2	Dale Purinton	40	0	4	4	113
Kirk McLean	1	0	0	0	0	Steve McKenna	54	2	1	3	144
Derek Armstrong	1	0	0	0	0	NYR	15	2	0	2	0
Daniel Gougeau	2	0	0	0	0	Total	19	2	0	2	0
Chris Kenady	27	0	0	0	4	Darren Van Impe	17	1	0	1	12
Manny Malhotra	1	0	0	0	7	Petr Smrek	8	0	1	1	4
Dale Purinton	1	0	0	0	2	Jason Dawe	1	0	0	0	0
Alexei Vasiliev	1	0	0	0	0	Rico Fata	10	0	0	0	0
Terry Virtue	1	0	0	0	0	Barrett Heisten	10	0	0	0	2
Jean-Francois Labbe	2	0	0	0	0	Mike Mottau	1	0	0	0	0
Milan Hnilicka	61	0	0	0	4	Richard Scott	5	0	0	0	5
Mike Richter	82	21	58	79	34	Trent Whitfield	1	0	0	0	0
2000-01	GP	G	A	PTS	PIM	Johan Holmqvist	1	0	0	0	0
Brian Leetch	79	32	46	78	54	Dan Blackburn	31	0	0	0	10
Petr Nedved	62	30	44	74	122	Mike Richter	55	0	0	0	4
Theoren Fleury	82	31	36	67	20	2002-03	GP	G	A	PTS	PIM
Radek Dvorak	82	24	43	67	89	Alexei Kovalev	24	10	3	13	20
Jan Hlavac	79	28	36	64	20	NYR	78	37	40	77	70
Valeri Kamensky	65	14	20	34	36	Total	11	1	4	5	6
Mike York	79	14	17	31	20	Anson Carter	79	26	34	60	26
Adam Graves	82	10	16	26	77	NYR	78	27	31	58	64
Kim Johnsson	75	5	21	26	40	Eric Lindros	81	19	34	53	141
Sandy McCarthy	81	11	10	21	171	Tom Poti	80	11	37	48	58
Michal Grosek	65	9	11	20	61	Mark Messier	78	18	22	40	30
Sylvain Lefebvre	71	2	13	15	55	Matthew Barnaby	79	14	22	36	142
Manny Malhotra	50	4	8	12	31	Bobby Holik	64	16	19	35	52
Rich Pilon	69	2	9	11	175	Pavel Bure	39	19	11	30	16
Jeff Toms	15	1	1	2	0	Brian Leetch	51	12	18	30	20
NYR	54	3	5	8	10	Radek Dvorak	63	6	21	27	16
Total	38	2	5	7	16	Mikael Samuelsson	58	8	14	22	32
Tim Taylor	19	1	4	5	15	Jamie Lundmark	55	8	11	19	16
Colin Forbes	58	1	5	6	46	Vladimir Malakhov	71	3	14	17	52
Eric Lacroix	46	2	3	5	39	Boris Mironov	36	3	9	12	34
Tomas Kloucek	43	1	4	5	74	NYR	56	6	10	16	56
Petr Smrek	14	0	3	3	12	Total	82	6	9	15	81
NYR	20	2	3	5	14	Sandy McCarthy	66	5	9	14	77
Total	48	1	3	4	107	Ronald Petrovicky	80	3	11	14	85
Brad Brown	26	1	3	4	6	Darius Kasparaitis	32	6	6	12	4
Alexei Gusarov	21	3	0	3	8	Rem Murray	27	5	7	12	14
Jeff Ulmer	18	0	3	3	13	Joel Bouchard	58	3	9	12	161
Mike Mottau	15	0	3	3	8	Dale Purinton	24	1	4	5	0
Johan Wittehall	3	0	2	2	4	Dan LaCouture	68	3	6	9	72
Vladimir Malakhov	42	0	2	2	180	Total	36	2	4	6	6
Dale Purinton	4	1	0	1	4	Cory Cross	26	0	4	4	16
Brad Smyth	3	0	0	0	0	Ales Pisa	3	0	0	0	0
Derek Armstrong	3	0	0	0	0	Total	51	1	3	4	24
Drew Bannister	3	0	0	0	0	Ted Donato	49	2	1	3	6
Jason Dolg	2	0	0	0	0	John Tripp	9	1	2	3	2
John MacLean	2	0	0	0	0	Dave Karpis	19	0	2	2	14
Bert Robertsson	6	0	0	0	5	Sylvain Lefebvre	35	0	2	2	10
Tony Tuzzolino	1	0	0	0	2	Richard Lintner	10	1	0	1	0
David Wilkie	1	0	0	0	0	Gordie Dwyer	17	0	1	1	50
Jason LaBarbera	2	0	0	0	2	Mike Dunham	43	0	1	1	0
Johan Holmqvist	4	0	0	0	0	NYR	58	0	1	1	0
Vitali Yermeyev	23	0	0	0	0	Total	4	0	0	0	2
Kirk McLean	45	0	0	0	0	Josh Green	2	0	0	0	0
Mike Richter	13	0	0	0	0	Roman Lyashenko	9	0	0	0	51
Guy Hebert	54	0	0	0	0	Krzysztof Oliwa	11	0	0	0	12
NYR	8	0	0	0	2	Billy Tibbetts	8	0	0	0	2
Total	54	0	0	0	0	Dixon Ward	8	0	0	0	2

REGULAR SEASON SCORING STATISTICS

2002-03 (CONT'D)	GP	G	A	PTS	PIM
Mike Holmquist	1	0	0	0	0
Johan Holmqvist	1	0	0	0	0
Mike Richter	13	0	0	0	0
Dan Blackburn	32	0	0	0	2
2003-04	GP	G	A	PTS	PIM
Jaromir Jagr	31	15	14	29	12
Total	77	31	43	74	38
Bobby Holik	82	25	31	56	96
Mark Messier	76	18	25	43	42
Alexei Kovalev	66	13	29	42	54
Martin Rucinsky	69	13	29	42	62
Brian Leetch	57	13	23	36	24
Matthew Barnaby	69	12	20	32	120
Eric Lindros	39	10	22	32	60
Petr Nedved	65	14	17	31	42
Jan Hlavac	72	5	21	26	16
Tom Poti	67	10	14	24	47
Chris Simon	65	14	9	23	225
Karel Rachunek	12	1	3	4	4
Total	72	2	19	21	33
Vladimir Malakhov	56	3	15	18	53
Anson Carter	43	10	7	17	14
Boris Mironov	75	3	13	16	86
Greg de Vries	53	3	12	15	37
Josh Green	14	3	2	5	8
Total	50	5	6	11	32
Jamie Lundmark	56	2	8	10	33
Darius Kasparaitis	44	1	9	10	48
Joel Bouchard	28	1	7	8	10
Dan LaCouture	59	5	2	7	82
Fedor Tyutin	25	2	5	7	14
Jed Ortmeyer	58	2	4	6	16
Jozef Balej	13	1	4	5	4
Total	17	1	4	5	4
Sandy McCarthy	13	1	0	1	2
Total	50	4	1	5	30
Thomas Pock	6	2	2	4	0
Mike Green	13	1	2	3	2
Total	24	1	3	4	4
Dominic Moore	5	0	3	3	0
Blair Betts	Did Not Play Due to Injury				
Total	20	1	2	3	10
Dale Purinton	40	1	1	2	117
Garth Murray	20	1	0	1	24
Chad Wiseman	4	1	0	1	0
Cory Larose	7	0	1	1	4
Chris McAllister	12	0	1	1	12
Total	46	0	1	1	74
Jason LaBarbera	4	0	1	1	2
Jamie McLennan	4	0	0	0	0
Total	30	0	1	1	4
Benoit Dusbablon	3	0	0	0	2
Ken Gernander	2	0	0	0	2
Paul Healey	4	0	0	0	0
Bryce Lampman	8	0	0	0	0
Jason MacDonald	4	0	0	0	19
Lawrence Nycholat	9	0	0	0	6
Jamie Pushor	7	0	0	0	0
Total	14	0	0	0	2
Pascal Rheaume	17	0	0	0	5
Richard Scott	5	0	0	0	23
Mike Siklenka	1	0	0	0	0
Layne Ulmer	1	0	0	0	0
Steve Valiquette	2	0	0	0	0
Total	3	0	0	0	0
Jussi Markkanen	26	0	0	0	0
Mike Dunham	57	0	0	0	0

2005-06	GP	G	A	PTS	PIM
Jaromir Jagr	82	54	69	123	72
Michael Nylander	81	23	56	79	76
Martin Straka	82	22	54	76	42
Martin Rucinsky	52	16	39	55	56
Petr Sykora	40	16	15	31	22
Total	74	23	28	51	50
Petr Prucha	68	30	17	47	32
Steve Rucchin	72	13	23	36	10
Michal Rozsival	82	5	25	30	90
Jason Ward	81	10	18	28	44
Fedor Tyutin	77	6	19	25	58
Tom Poti	73	3	20	23	70
Sandis Ozolins	19	3	11	14	20
Total	36	6	14	20	28
Dominic Moore	82	9	9	18	28
Marek Malik	74	2	16	18	78
Ville Nieminen	48	5	12	17	53
Marcel Hossa	64	10	6	16	28
Blair Betts	66	8	2	10	24
Jed Ortmeyer	78	5	2	7	38

2005-06 (CONT'D)	GP	G	A	PTS	PIM
Jason Strudwick	65	3	4	7	66
Darius Kasparaitis	67	0	6	6	97
Ryan Hollweg	52	2	3	5	84
Maxim Kondratiev	29	1	2	3	22
Jarkko Immonen	6	2	0	2	0
Thomas Pock	8	1	1	2	4
Henrik Lundqvist	53	0	2	2	0
Jamie Lundmark	3	1	0	1	6
Colton Orr	15	0	1	1	44
Total	35	0	1	1	71
Chad Wiseman	1	0	1	1	4
Kevin Weekes	32	0	1	1	4
Fedor Fedorov	3	0	0	0	6
Alexandre Giroux	1	0	0	0	0
Bryce Lampman	1	0	0	0	2
David Liffiton	1	0	0	0	2
Jeff Taffe	2	0	0	0	0
Total	4	0	0	0	0
Chris Holt	1	0	0	0	0
2006-07	GP	G	A	PTS	PIM
Jaromir Jagr	82	30	66	96	78
Michael Nylander	79	26	57	83	42
Martin Straka	77	29	41	70	24
Brendan Shanahan	67	29	33	62	47
Sean Avery	29	8	12	20	58
Total	84	18	30	48	174
Matt Cullen	80	16	25	41	52
Petr Prucha	79	22	18	40	30
Michal Rozsival	80	10	30	40	52
Karel Rachunek	66	6	20	26	38
Paul Mara	19	2	3	5	18
Total	78	5	18	23	113
Marek Malik	69	2	19	21	70
Marcel Hossa	64	10	8	18	26
Fedor Tyutin	66	2	12	14	44
Blair Betts	82	9	4	13	24
Aaron Ward	60	3	10	13	57
Adam Hall	49	4	8	12	18
Jed Ortmeyer	41	2	9	11	22
Jason Ward	46	4	6	10	26
Thomas Pock	44	4	4	8	16
Ryan Callahan	14	4	2	6	9
Jarkko Immonen	14	1	5	6	4
Dan Girardi	34	0	6	6	8
Jason Krog	9	2	0	2	4
Total	23	3	3	6	10
Brad Isbister	19	1	4	5	14
Darius Kasparaitis	24	2	2	4	30
Colton Orr	53	2	1	3	126
Ryan Hollweg	78	1	2	3	131
Sandis Ozolins	21	0	3	3	8
Nigel Dawes	8	1	0	1	0
Pascal Dupuis	6	1	0	1	0
Brandon Dubinsky	6	0	0	0	2
Bryce Lampman	1	0	0	0	0
David Liffiton	2	0	0	0	7
Jason Strudwick	8	0	0	0	2
Steve Valiquette	3	0	0	0	0
Kevin Weekes	14	0	0	0	0
Henrik Lundqvist	70	0	0	0	0
2007-08	GP	G	A	PTS	PIM
Jaromir Jagr	82	25	46	71	58
Scott Gomez	81	16	54	70	36
Chris Drury	82	25	33	58	45
Brendan Shanahan	73	23	23	46	35
Martin Straka	65	14	27	41	22
Brandon Dubinsky	82	14	26	40	79
Michal Rozsival	80	13	25	38	80
Sean Avery	57	15	18	33	154
Nigel Dawes	61	14	15	29	10
Dan Girardi	82	10	18	28	14
Fredrik Sjostrom	18	2	0	2	8
Total	69	12	9	21	22
Fedor Tyutin	82	5	15	20	43
Christian Backman	18	2	6	8	20
Total	63	3	15	18	50
Petr Prucha	62	7	10	17	22
Paul Mara	61	1	16	17	52
Ryan Callahan	52	8	5	13	31
Marek Malik	42	2	8	10	48
Marc Staal	80	2	8	10	42
Marcel Hossa	36	1	7	8	24
Blair Betts	75	2	5	7	20
Ryan Hollweg	70	2	2	4	96
Colton Orr	74	1	1	2	159
Jason Strudwick	52	1	1	2	40
Ivan Baranka	1	0	1	1	0
Dane Byers	1	0	0	0	0
Greg Moore	6	0	0	0	0

REGULAR SEASON SCORING STATISTICS

2007-08 (CONT'D)		GP	G	A	PTS	PIM
Thomas Pock		1	0	0	0	0
Steve Valiquette		13	0	0	0	2
Henrik Lundqvist		72	0	0	0	2
2008-09						
		GP	G	A	PTS	PIM
Nik Antropov	NYR	18	7	6	13	6
Total		81	28	31	59	30
Nikolai Zherdev		82	23	35	58	39
Scott Gomez		77	16	42	58	60
Chris Drury		81	22	34	56	32
Markus Naslund		82	24	22	46	57
Brandon Dubinsky		82	13	28	41	112
Ryan Callahan		81	22	18	40	45
Michal Rozsival		76	8	22	30	52
Wade Redden		81	3	23	26	51
Dan Girardi		82	4	18	22	53
Sean Avery	NYR	18	5	7	12	34
Total		41	8	14	22	111
Paul Mara		76	5	16	21	94
Derek Morris	NYR	18	0	8	8	16
Total		75	5	15	20	40
Nigel Dawes		52	10	9	19	15
Aaron Voros		54	8	8	16	122
Marc Staal		82	3	12	15	64
Lauri Korpikoski		68	6	8	14	14
Fredrik Sjostrom		79	7	6	13	30
Dmitri Kalinin		58	1	12	13	26
Blair Betts		81	6	4	10	16
Petr Prucha		28	4	5	9	16
Colton Orr		82	1	4	5	193
Dan Fritsche		16	1	3	4	2
Corey Potter		5	1	1	2	0
Erik Reitz	NYR	11	0	0	0	24
Total		42	1	1	2	65
Henrik Lundqvist		70	0	2	2	0
Steve Valiquette		15	0	1	1	2
Artem Anisimov		1	0	0	0	0
Patrick Rissmiller		2	0	0	0	0
Michael Sauer		3	0	0	0	0
2009-10						
		GP	G	A	PTS	PIM
Marian Gaborik		76	42	44	86	37
Vinny Prospal		75	20	38	58	32
Olli Jokinen	NYR	26	4	11	15	22
Total		82	15	35	50	75
Brandon Dubinsky		69	20	24	44	54
Ryan Callahan		77	19	18	37	48
Michael Del Zotto		80	9	28	37	32
Chris Drury		77	14	18	32	31
Sean Avery		69	11	20	31	160
Artem Anisimov		82	12	16	28	32
Marc Staal		82	8	19	27	44
Erik Christensen	NYR	49	8	18	26	24
Total		58	8	18	26	26
Dan Girardi		82	6	18	24	53
Michal Rozsival		82	3	20	23	78
Ales Kotlarik		45	8	14	22	38
Matt Gilroy		69	4	11	15	23
Chris Higgins		55	6	8	14	32
Enver Lisin		57	6	8	14	18
Wade Redden		75	2	12	14	27
Brandon Prust	NYR	26	4	5	9	65
Total		69	5	9	14	163
Jody Shelley	NYR	21	2	4	6	37
Total		57	2	7	9	115
P.A. Parenteau		22	3	5	8	4
Aaron Voros		41	3	4	7	89
Brian Boyle		71	4	2	6	47
Anders Eriksson	NYR	8	0	2	2	0
Total		20	0	5	5	2
Alex Auld	NYR	3	0	0	0	0
Total		24	0	2	2	2
Dane Byers		5	1	0	1	31
Donald Brashear		36	0	1	1	73
Chad Johnson		5	0	1	1	0
Henrik Lundqvist		73	0	1	1	0
Ilkka Heikkinen		7	0	0	0	0
Corey Locke		3	0	0	0	0
Corey Potter		3	0	0	0	2
Bobby Sanguinetti		5	0	0	0	4
Matt Zaba		1	0	0	0	0
Steve Valiquette		6	0	0	0	0
2010-11						
		GP	G	A	PTS	PIM
Brandon Dubinsky		77	24	30	54	100
Ryan Callahan		60	23	25	48	46
Marian Gaborik		62	22	26	48	18
Derek Stepan		82	21	24	45	20
Artem Anisimov		82	18	26	44	20
Brian Boyle		82	21	14	35	74

2010-11 (CONT'D)		GP	G	A	PTS	PIM
Wojtek Wolski	NYR	37	6	13	19	8
Total		73	12	23	35	18
Dan Girardi		80	4	27	31	37
Brandon Prust		82	13	16	29	160
Marc Staal		77	7	22	29	50
Bryan McCabe	NYR	19	2	4	6	6
Total		67	7	21	28	34
Erik Christensen		63	11	16	27	18
Ruslan Fedotenko		66	10	15	25	25
Sean Avery		76	3	21	24	174
Vinny Prospal		29	9	14	23	8
Mats Zuccarello		42	6	17	23	4
Alex Frolov		43	7	9	16	8
Michael Sauer		76	3	12	15	75
Michael Rozsival		32	3	12	15	22
Matt Gilroy		58	3	8	11	14
Michael Del Zotto		47	2	9	11	20
Ryan McDonagh		40	1	8	9	14
Steve Eminger		65	2	4	6	22
Chris Drury		24	1	4	5	8
Henrik Lundqvist		68	0	4	4	6
Derek Boogaard		22	1	1	2	45
Todd White		18	1	1	2	2
Chad Kolarik		4	0	1	1	2
Kris Newbury		11	0	1	1	35
Brodie Dupont		1	0	0	0	0
Evgeny Grachev		8	0	0	0	0
Dale Weise		10	0	0	0	19
Jeremy Williams		1	0	0	0	0
Chad Johnson		1	0	0	0	0
Martin Biron		17	0	0	0	0
2011-12		GP	G	A	PTS	PIM
Marian Gaborik		82	41	35	76	34
Brad Richards		82	25	41	66	22
Ryan Callahan		76	29	25	54	61
Derek Stepan		82	17	34	51	22
Michael Del Zotto		77	10	31	41	36
Carl Hagelin		64	14	24	38	24
Artem Anisimov		79	16	20	36	34
Brandon Dubinsky		77	10	24	34	110
Ryan McDonagh		82	7	25	32	44
Dan Girardi		82	5	24	29	20
Brian Boyle		82	11	15	26	59
Ruslan Fedotenko		73	9	11	20	16
Anton Stralman		53	2	16	18	20
Brandon Prust		82	5	12	17	156
John Mitchell		63	5	11	16	8
Stu Bickel		51	0	9	9	108
Jeff Woywitka		27	1	5	6	8
Mike Rupp		60	4	1	5	97
Steve Eminger		42	2	3	5	28
Marc Staal		46	2	3	5	16
Erik Christensen		20	1	4	5	2
Sean Avery		15	3	0	3	21
Mats Zuccarello		10	2	1	3	6
Michael Sauer		19	1	2	3	21
Wojtek Wolski		9	0	3	3	2
Martin Biron		21	0	3	3	0
Tim Erixon		18	0	2	2	8
Henrik Lundqvist		62	0	2	2	4
Andre Deveau		9	0	1	1	29
John Scott	NYR	6	0	0	0	5
Total		35	0	1	1	53
Brendan Bell		1	0	0	0	0
Kris Newbury		7	0	0	0	24
2012-13		GP	G	A	PTS	PIM
Derek Stepan		48	18	26	44	12
Rick Nash		44	21	21	42	26
Brad Richards		46	11	23	34	14
Ryan Callahan		45	16	15	31	12
Derick Brassard	NYR	13	5	6	11	0
Total		47	12	17	29	16
Carl Hagelin		48	10	14	24	18
Michael Del Zotto		46	3	18	21	18
Marian Gaborik		35	9	10	19	8
Ryan McDonagh		47	4	15	19	22
Ryane Clowe	NYR	12	3	5	8	14
Total		40	3	16	19	93
Dan Girardi		46	2	12	14	16
Taylor Pyatt		48	6	5	11	6
Marc Staal		21	2	9	11	14
Derek Dorsett	NYR	Did Not Play Due To Injury				
Total		24	3	6	9	53
Mats Zuccarello		15	3	5	8	8
Anton Stralman		48	4	3	7	16
John Moore	NYR	13	1	5	6	5
Total		30	1	6	7	7
Brian Boyle		38	2	3	5	29

REGULAR SEASON SCORING STATISTICS

2012-13 (CONT'D)	GP	G	A	PTS	PIM
J.T. Miller	26	2	2	4	8
Chris Kreider	23	2	1	3	6
Steve Eminger	35	0	3	3	8
Arron Asham	27	2	0	2	50
Benn Ferriero	4	0	1	1	0
Jeff Halpern	30	0	1	1	8
Kris Newbury	6	0	1	1	9
Roman Hamrlik	12	0	0	0	6
NYR Total	16	0	1	1	8
Henrik Lundqvist	43	0	1	1	0
Stu Bickel	16	0	0	0	49
Matt Gilroy	15	0	0	0	6
Michael Haley	9	0	0	0	12
Brandon Mashinter	4	0	0	0	0
Darroll Powe	34	0	0	0	18
NYR Total	42	0	0	0	27
Mike Rupp	8	0	0	0	12
Brandon Segal	1	0	0	0	2
Christian Thomas	1	0	0	0	0
Martin Biron	6	0	0	0	0

2013-14	GP	G	A	PTS	PIM
Martin St. Louis	19	1	7	8	4
NYR Total	81	30	39	69	10
Mats Zuccarello	77	19	40	59	32
Derek Stepan	82	17	40	57	18
Brad Richards	82	20	31	51	18
Derrick Brassard	81	18	27	45	46
Ryan McDonagh	77	14	29	43	36
Rick Nash	65	26	13	39	36
Chris Kreider	66	17	20	37	72
Benoit Pouliot	80	15	21	36	56
Carl Hagelin	72	17	16	33	44
Ryan Callahan	45	11	14	25	16
Dan Girardi	81	5	19	24	16
Brian Boyle	82	6	12	18	56
Dominic Moore	73	6	12	18	18
John Moore	74	4	11	15	25
Raphael Diaz	11	1	1	2	4
NYR Total	63	2	13	15	16
Marc Staal	72	3	11	14	24
Anton Stralman	81	1	12	13	26
Michael Del Zotto	42	2	9	11	10
Kevin Klein	30	1	5	6	0
NYR Total	77	2	7	9	21
Derek Dorsett	51	4	4	8	128
J.T. Miller	30	3	3	6	18
Daniel Carcillo	31	3	0	3	43
NYR Total	57	4	1	5	100
Henrik Lundqvist	63	0	4	4	0
Justin Falk	21	0	2	2	20
Taylor Pyatt	22	0	1	1	10
Conor Allen	3	0	0	0	0
Arron Asham	6	0	0	0	14
Jesper Fast	11	0	0	0	2
Brandon Mashinter	6	0	0	0	10
Dylan McIlrath	2	0	0	0	7
Darroll Powe	1	0	0	0	0
Martin Biron	2	0	0	0	0
Cam Talbot	21	0	0	0	0

2014-15	GP	G	A	PTS	PIM
Rick Nash	79	42	27	69	36
Derrick Brassard	80	19	41	60	34
Derek Stepan	68	16	39	55	22
Martin St. Louis	74	21	31	52	20
Keith Yandle	21	2	9	11	8
NYR Total	84	6	46	52	40
Mats Zuccarello	78	15	34	49	45
Chris Kreider	80	21	25	46	88
Kevin Hayes	79	17	28	45	22
Carl Hagelin	82	17	18	35	46
Ryan McDonagh	71	8	25	33	26
Dominic Moore	82	10	17	27	28
Kevin Klein	65	9	17	26	25
J.T. Miller	58	10	13	23	23
Dan Boyle	65	9	11	20	20
Marc Staal	80	5	15	20	42
Dan Girardi	82	4	16	20	22
Lee Stempniak	53	9	9	18	18
James Sheppard	14	2	0	2	9
NYR Total	71	7	11	18	37

2015-16	GP	G	A	PTS	PIM
Jesper Fast	58	6	8	14	8
Matt Hunwick	55	2	9	11	16
Anthony Duclair	18	1	6	7	4
Tanner Glass	66	1	5	6	98
John Moore	38	1	5	6	19
Chris Summers	3	0	0	0	0
NYR Total	20	0	3	3	8
Chris Mueller	7	1	1	2	0
Michael Kostka	7	0	1	1	0
Henrik Lundqvist	46	0	1	1	0
Ryan Malone	6	0	0	0	4
Conor Allen	4	0	0	0	4
Ryan Bourque	1	0	0	0	0
Oscar Lindberg	1	0	0	0	0
Dylan McIlrath	1	0	0	0	9
Cam Talbot	36	0	0	0	0
Mackenzie Skapski	2	0	0	0	0

2015-16	GP	G	A	PTS	PIM
Mats Zuccarello	81	26	35	61	34
Derrick Brassard	80	27	31	58	30
Derek Stepan	72	22	31	53	20
Keith Yandle	82	5	42	47	40
Chris Kreider	79	21	22	43	58
J.T. Miller	82	22	21	43	46
Eric Staal	20	3	3	6	2
NYR Total	83	13	26	39	34
Kevin Hayes	79	14	22	36	30
Rick Nash	60	15	21	36	30
Ryan McDonagh	73	9	25	34	22
Jesper Fast	79	10	20	30	18
Oscar Lindberg	68	13	15	28	43
Kevin Klein	69	9	17	26	19
Dan Boyle	74	10	14	24	30
Viktor Stalberg	75	9	11	20	22
Dan Girardi	74	2	15	17	20
Marc Staal	77	2	13	15	36
Dominic Moore	80	6	9	15	32
Tanner Glass	57	4	3	7	66
Dylan McIlrath	34	2	2	4	64
Henrik Lundqvist	65	0	4	4	4
Emerson Etem	19	0	3	3	2
Jarret Stoll	29	1	2	3	20
Jayson Megna	6	1	1	2	2
Marek Hrivik	5	0	1	1	0
Chris Summers	3	0	0	0	4
Daniel Paille	12	0	0	0	0
Brady Skjei	7	0	0	0	4
Antti Raanta	25	0	0	0	0
Magnus Hellberg	1	0	0	0	0

REGULAR SEASON SCORING STATISTICS

2016-17	GP	G	A	PTS	PIM	2018-19	GP	G	A	PTS	PIM
Mats Zuccarello	80	15	44	59	26	Mika Zibanejad	82	30	44	74	47
J.T. Miller	82	22	34	56	21	Chris Kreider	79	28	24	52	57
Derek Stepan	81	17	38	55	16	Kevin Hayes	51	14	28	42	10
Chris Kreider	75	28	25	53	58	Pavel Buchnevich	64	21	17	38	13
Kevin Hayes	76	17	32	49	18	Mats Zuccarello	46	11	26	37	24
Ryan McDonagh	77	6	36	42	37	Jimmy Vesey	81	17	18	35	21
Michael Grabner	76	27	13	40	10	Ryan Strome	63	18	15	33	50
Brady Skjei	80	5	34	39	42	NYR Total	81	19	16	35	64
Rick Nash	67	23	15	38	26	Vladislav Namestnikov	78	11	20	31	44
Mika Zibanejad	56	14	23	37	16	Tony DeAngelo	61	4	26	30	77
Nick Holden	80	11	23	34	35	Kevin Shattenkirk	73	2	26	28	20
Jimmy Vesey	80	16	11	27	26	Neal Pionk	73	6	20	26	35
Jesper Fast	68	6	15	21	16	Brady Skjei	78	8	17	25	44
Oscar Lindberg	65	8	12	20	32	Filip Chytil	75	11	12	23	8
Pavel Buchnevich	41	8	12	20	13	Brett Howden	66	6	17	23	14
Brandon Pirri	60	8	10	18	25	Jesper Fast	66	8	12	20	26
Dan Girardi	63	4	11	15	16	Brendan Lemieux	19	3	3	6	44
Kevin Klein	60	3	9	14	31	NYR Total	63	12	5	17	108
Adam Clendening	31	2	9	11	17	Brendan Smith	63	4	9	13	71
Marc Staal	72	3	7	10	34	Marc Staal	79	3	10	13	32
Matt Puempel	27	6	3	9	4	Boo Nieves	43	4	6	10	8
Total	40	6	3	9	11	Lias Andersson	42	2	4	6	29
Brendan Smith	18	1	3	4	29	Fredrik Claesson	37	2	4	6	9
Total	51	3	6	9	63	Adam McQuaid	36	2	3	5	33
Tanner Glass	11	1	1	2	17	Connor Brickley	14	1	3	4	9
Marek Hrivik	16	0	2	2	2	Vinni Lettieri	27	1	2	3	14
Steven Kampfer	10	1	1	2	2	Henrik Lundqvist	52	0	3	3	0
Total	11	1	1	2	6	Ryan Spooner	16	1	1	2	0
Josh Jooris	12	1	1	2	6	Alexander Georgiev	33	0	2	2	2
Henrik Lundqvist	57	0	1	1	0	Libor Hajek	5	1	0	1	6
Antti Raanta	30	0	1	1	0	Matt Beleskey	4	1	0	1	5
Dylan McLlath	1	0	0	0	4	Cody McLeod	31	1	0	1	60
Nicklas Jensen	7	0	0	0	0	Tim Gettinger	4	0	0	0	0
Taylor Beck	2	0	0	0	0	Steven Fogarty	10	0	0	0	0
NYR Total	5	0	0	0	4	Ryan Lindgren	5	0	0	0	8
Boo Nieves	1	0	0	0	0	John Gilmour	5	0	0	0	4
Magnus Hellberg	2	0	0	0	0						
2017-18	GP	G	A	PTS	PIM						
Mats Zuccarello	80	16	37	53	36						
Vladislav Namestnikov	19	2	2	4	10						
Total	81	22	26	48	45						
Mika Zibanejad	72	27	20	47	14						
Kevin Hayes	76	25	19	44	18						
Pavel Buchnevich	74	14	29	43	20						
Ryan Spooner	20	4	12	16	2						
NYR Total	59	13	28	41	4						
J.T. Miller	63	13	27	40	28						
Chris Kreider	58	16	21	37	44						
Jesper Fast	71	13	20	33	26						
Michael Grabner	59	25	6	31	12						
Rick Nash	60	18	10	28	24						
Jimmy Vesey	79	17	11	28	20						
David Desharnais	71	6	22	28	18						
Ryan McDonagh	49	2	24	26	20						
Brady Skjei	82	4	21	25	39						
Kevin Shattenkirk	46	5	18	23	44						
Paul Carey	60	7	7	14	20						
Neal Pionk	28	1	13	14	12						
Nick Holden	55	3	9	12	14						
Boo Nieves	28	1	8	9	12						
Marc Staal	72	1	7	8	18						
Brendan Smith	44	1	7	8	69						
Tony DeAngelo	32	0	8	8	11						
John Gilmour	28	2	3	5	14						
Ryan Sproul	16	1	4	5	6						
Vinni Lettieri	19	1	4	5	0						
Peter Holland	23	1	3	4	7						
Cody McLeod	25	0	2	2	39						
NYR Total	48	1	3	4	111						
Filip Chytil	9	1	2	3	4						
Rob O'Gara	22	0	3	3	6						
Total	30	0	3	3	6						
Lias Andersson	7	1	1	2	0						
Steven Kampfer	22	0	1	1	20						
Henrik Lundqvist	63	0	1	1	0						
Steven Fogarty	1	0	0	0	2						
Daniel Catenacci	1	0	0	0	0						
Adam Cracknell	4	0	0	0	0						
Matt Beleskey	1	0	0	0	4						
NYR Total	15	0	0	0	21						
Ondrej Pavelec	19	0	0	0	2						
Alexandar Georgiev	10	0	0	0	0						
Brandon Halverson	1	0	0	0	0						

REGULAR SEASON GOALTENDING STATISTICS

YEAR	GOALTENDER	GP	W	L	T/OT	GA	GAA	SO
1926-27	Lorne Chabot	37	22	9	5	59	1.51	10
	Hal Winkler	8	3	4	1	13	1.65	2
1927-28	Lorne Chabot	44	19	16	9	79	1.74	11
1928-29	John Ross Roach	44	21	13	10	65	1.41	13
1929-30	John Ross Roach	44	17	17	10	143	3.10	1
1930-31	John Ross Roach	44	19	16	9	87	1.89	7
1931-32	John Ross Roach	48	23	17	8	112	2.23	9
1932-33	Andy Aitkenhead	48	23	17	8	107	2.16	3
1933-34	Andy Aitkenhead	48	21	19	8	113	2.27	7
1934-35	Dave Kerr	37	19	12	6	94	2.47	4
	Andy Aitkenhead	10	3	7	0	37	3.64	1
	Percy Jackson	1	0	1	0	8	8.00	0
1935-36	Dave Kerr	47	18	17	12	95	1.91	8
	Bert Gardiner	1	1	0	0	1	1.00	0
1936-37	Dave Kerr	48	19	20	9	106	2.10	4
1937-38	Dave Kerr	48	27	15	6	96	1.95	8
1938-39	Dave Kerr	48	26	16	6	104	2.10	6
1939-40	Dave Kerr	48	27	11	10	77	1.54	8
1940-41	Dave Kerr	48	21	19	8	125	2.49	2
1941-42	Jim Henry	48	29	17	2	143	2.90	1
1942-43	Jimmy Franks	23	5	14	4	103	4.48	0
	Bill Beveridge	17	4	10	3	89	5.24	1
	Steve Buzinski	9	2	6	1	55	5.89	0
	Lionel Bouvrette	1	0	1	0	6	6.00	0
1943-44	Ken McAuley*	50	6	39	5	310	6.24	0
	Harry Lumley*	1	0	0	0	0	0.00	0
1944-45	Ken McAuley	46	11	25	10	227	4.93	1
	Doug Stevenson	4	0	4	0	20	5.00	0
1945-46	Chuck Rayner	41	12	21	7	151	3.72	1
	Jim Henry	10	1	7	2	39	4.16	1
1946-47	Chuck Rayner	58	22	30	6	177	3.05	5
	Jim Henry	2	0	2	0	9	4.50	0
1947-48	Jim Henry	48	17	18	13	152	3.17	2
	Chuck Rayner	12	4	7	0	42	3.65	0
	Bob DeCourcy	1	0	1	0	6	12.29	0
1948-49	Chuck Rayner	58	16	31	11	168	2.90	7
	Emile Francis	2	2	0	0	4	2.00	0
1949-50	Chuck Rayner	69	28	30	11	181	2.62	6
	Emile Francis	1	0	1	0	8	8.00	0
1950-51	Chuck Rayner	66	19	27	20	185	2.82	2
	Emile Francis	5	1	2	1	14	3.23	0
1951-52	Chuck Rayner	53	18	25	10	156	2.94	2
	Emile Francis	14	4	7	3	41	2.93	0
	Lorne Anderson	3	1	2	0	18	6.00	0
1952-53	Gump Worsley	50	13	29	8	151	3.02	2
	Chuck Rayner	20	4	8	8	58	2.90	1
1953-54	Johnny Bower	70	29	31	10	178	2.54	5
1954-55	Gump Worsley	65	15	33	17	195	3.00	4
	Johnny Bower	5	2	2	1	13	2.60	0
1955-56	Gump Worsley	70	32	28	10	198	2.83	4
1956-57	Gump Worsley	68	26	28	14	216	3.18	3
	Johnny Bower	2	0	2	0	6	3.01	0
1957-58	Gump Worsley	37	21	10	6	86	2.32	4
	Marcel Paille	33	11	15	7	102	3.09	1
1958-59	Gump Worsley	66	26	29	11	193	2.94	2
	Marcel Paille	1	0	0	1	4	4.00	0
	Bruce Gamble	3	0	3	0	11	3.67	0
	Julian Klymkiw	1	0	0	0	2	6.37	0
1959-60	Gump Worsley	39	7	23	8	135	3.52	0
	Marcel Paille	17	6	9	2	67	3.94	1
	Al Rollins	10	3	4	3	31	3.10	0
	Jack McCartan	4	1	1	2	7	1.75	0
	Joe Schaefer	1	0	1	0	5	7.57	0

REGULAR SEASON GOALTENDING STATISTICS

YEAR	GOALTENDER	GP	W	L	T/OT	GA	GAA	SO
1960-61	Gump Worsley	59	20	29	8	190	3.29	1
	Marcel Paille	4	1	2	1	16	4.00	0
	Jack McCartan	8	1	6	1	35	4.77	1
	Joe Schaefer	1	0	1	0	3	3.64	0
1961-62	Gump Worsley	60	22	27	9	172	2.92	2
	Marcel Paille	10	4	4	2	28	2.80	0
	Danny Olesевич	1	0	0	1	2	4.12	0
	Dave Dryden	1	0	1	0	3	4.55	0
1962-63	Gump Worsley	67	22	34	10	217	3.27	2
	Marcel Paille	3	0	1	2	10	3.33	0
	Marcel Pelletier	2	0	1	0	3	4.62	0
1963-64	Jacques Plante	65	22	36	7	220	3.39	3
	Gilles Villemure	5	0	2	3	18	3.60	0
1964-65	Jacques Plante	33	10	17	5	109	3.38	2
	Marcel Paille	39	10	21	7	135	3.58	0
1965-66	Ed Giacomin	36	8	20	6	125	3.69	0
	Cesare Maniago	28	9	14	4	94	3.50	2
	Don Simmons	12	1	7	1	40	4.36	0
1966-67	Ed Giacomin	68	30	27	11	173	2.61	9
	Cesare Maniago	6	0	1	1	14	3.84	0
1967-68	Ed Giacomin	66	36	20	10	160	2.44	8
	Gilles Villemure	4	1	2	0	8	2.40	1
	Don Simmons	5	2	1	2	13	2.61	0
1968-69	Ed Giacomin	70	38	23	7	175	2.56	7
	Gilles Villemure	4	2	1	1	9	2.25	0
	Don Simmons	5	1	2	1	8	2.34	0
1969-70	Ed Giacomin	70	35	21	14	163	2.36	6
	Terry Sawchuk	8	3	1	2	20	2.91	1
1970-71	Ed Giacomin	45	27	10	7	95	2.16	8
	Gilles Villemure	34	22	8	4	78	2.30	4
1971-72	Ed Giacomin	44	24	10	9	115	2.71	1
	Gilles Villemure	37	24	7	4	74	2.09	3
1972-73	Ed Giacomin	43	26	11	6	125	2.91	4
	Gilles Villemure	34	20	12	2	78	2.30	3
	Peter McDuffe	1	1	0	0	1	1.00	0
1973-74	Ed Giacomin	56	30	15	10	168	3.07	5
	Gilles Villemure	21	7	7	3	62	3.53	0
	Peter McDuffe	6	3	2	1	18	3.18	0
1974-75	Gilles Villemure	45	22	14	6	130	3.16	2
	Ed Giacomin	37	13	12	8	120	3.49	1
	Dunc Wilson	3	1	2	0	13	4.35	0
	Curt Ridley	2	1	1	0	7	5.19	0
1975-76	John Davidson	56	22	28	5	212	3.97	3
	Dunc Wilson	20	5	9	3	76	4.24	0
	Doug Soetaert	8	2	2	0	24	5.29	0
	Ed Giacomin	4	0	3	1	19	4.75	0
1976-77	John Davidson	39	14	14	6	125	3.55	1
	Gilles Gratton	41	11	18	7	143	4.23	0
	Doug Soetaert	12	3	4	1	28	2.95	1
	Dave Tataryn	2	1	1	0	10	7.50	0
1977-78	John Davidson	34	14	13	4	98	3.18	1
	Wayne Thomas	41	12	20	7	141	3.60	4
	Hardy Astrom	4	2	2	0	14	3.50	0
	Doug Soetaert	6	2	2	2	20	3.34	0
1978-79	John Davidson	39	20	12	5	131	3.53	0
	Wayne Thomas	31	15	10	3	101	3.64	1
	Doug Soetaert	17	5	7	3	57	3.81	0

REGULAR SEASON GOALTENDING STATISTICS

YEAR	GOALTENDER	GP	W	L	T/OT	GA	GAA	SO
1979-80	John Davidson	41	20	15	4	122	3.18	2
	Steve Baker	27	9	8	6	79	3.41	1
	Wayne Thomas	12	4	7	0	44	3.98	0
	Doug Soetaert	8	5	2	0	33	4.57	0
1980-81	Doug Soetaert	39	16	16	7	152	3.94	0
	Steve Baker	21	10	6	5	73	3.49	2
	Wayne Thomas	10	3	6	1	34	3.42	0
	John Davidson	10	1	7	1	48	5.17	0
1981-82	Steve Weeks	1	0	1	0	2	2.04	0
	Steve Weeks	49	23	16	9	179	3.77	1
	Ed Mio	25	13	6	5	89	3.56	0
	John Davidson	1	1	0	0	1	1.00	0
1982-83	John Vanbiesbrouck	1	1	0	0	1	1.00	0
	Steve Baker	6	1	5	0	33	6.03	0
	Ed Mio	41	16	18	6	136	3.46	2
	John Davidson	2	1	1	0	5	2.50	0
1983-84	Steve Baker	3	0	1	0	5	2.98	0
	Glen Hanlon	21	9	10	1	67	3.45	0
	Steve Weeks	18	9	5	3	68	3.92	0
	Glen Hanlon	50	28	14	4	166	3.52	1
1984-85	Steve Weeks	26	10	11	2	90	3.98	0
	Ron Scott	9	2	3	3	29	3.60	0
	John Vanbiesbrouck	3	2	1	0	10	3.35	0
	Glen Hanlon	44	14	20	7	175	4.19	0
1985-86	John Vanbiesbrouck	42	12	24	3	165	4.21	1
	John Vanbiesbrouck	61	31	21	5	184	3.33	3
	Glen Hanlon	23	5	12	1	65	3.35	0
	Ron Scott	4	0	3	0	11	4.24	0
1986-87	Terry Kleisinger	4	0	2	0	14	4.42	0
	Bob Froese	28	14	11	0	92	3.76	0
	John Vanbiesbrouck	50	18	20	5	161	3.64	0
	Ron Scott	1	0	0	1	5	4.62	0
1987-88	Doug Soetaert	13	2	7	2	58	5.17	0
	John Vanbiesbrouck	56	27	22	7	187	3.38	2
	Bob Froese	25	8	11	3	85	3.54	0
	Ron Scott	2	1	1	0	6	4.01	0
1988-89	John Vanbiesbrouck	56	28	21	4	197	3.69	0
	Bob Froese	30	9	14	4	102	3.78	1
	Mike Richter	23	12	5	5	66	3.00	0
	Bob Froese	15	5	7	1	45	3.33	0
1989-90	John Vanbiesbrouck	47	19	19	7	154	3.38	1
	Mike Richter	45	21	13	7	135	3.12	0
	John Vanbiesbrouck	40	15	18	6	126	3.35	3
	John Vanbiesbrouck	45	27	13	3	120	2.85	2
1990-91	Mike Richter	41	23	12	2	119	3.11	3
	John Vanbiesbrouck	48	20	18	7	152	3.31	4
	Mike Richter	38	13	19	3	134	3.82	1
	Corey Hirsch	4	1	2	1	14	3.75	0
1991-92	Mike Richter	68	42	12	6	159	2.57	5
	Glenn Healy	29	10	12	2	69	3.03	2
	Glenn Healy	17	8	6	1	35	2.36	1
	Mike Richter	35	14	17	2	97	2.92	2
1992-93	Mike Richter	41	24	13	3	107	2.68	3
	Glenn Healy	44	17	14	11	124	2.90	2
	Jamie Ram	1	0	0	0	0	0.00	0
	Mike Richter	61	33	22	6	161	2.69	4
1993-94	Glenn Healy	23	5	12	4	59	2.61	1
	Mike Richter	72	21	31	15	184	2.66	0
	Dan Cloutier	12	4	5	1	23	2.50	0
	Jason Muzzatti	6	0	3	2	17	3.26	0
1994-95	Mike Richter	68	27	30	8	170	2.63	4
	Dan Cloutier	22	6	8	3	49	2.68	0

REGULAR SEASON GOALTENDING STATISTICS

YEAR	GOALTENDER	GP	W	L	T/OT	GA	GAA	SO
1999-00	Mike Richter	61	22	31	8	173	2.87	0
	Kirk McLean	22	7	8	4	58	2.89	0
	Milan Hnileicka	2	0	1	0	5	3.48	0
	Jean-Francois Labbe	1	0	1	0	3	3.00	0
2000-01	Mike Richter	45	20	21	3	144	3.28	0
	Guy Hebert	13	5	7	1	42	3.43	0
	Kirk McLean	23	8	10	1	71	3.49	0
	Vitali Voronov	4	0	4	0	16	4.52	0
	Johan Holmqvist	2	0	2	0	10	5.05	0
2001-02	Jason LaBarbera	1	0	0	0	0	0.00	0
	Mike Richter	55	24	26	4	157	2.95	2
	Dan Blackburn	31	12	16	0	95	3.28	0
	Johan Holmqvist	1	0	0	0	0	0.00	0
2002-03	Mike Dunham	43	19	17	5	94	2.29	5
	Dan Blackburn	32	8	16	4	93	3.17	1
	Mike Richter	13	5	6	1	34	2.94	0
	Johan Holmqvist	1	0	1	0	2	3.08	0
2003-04	Mike Dunham	57	16	30	6	159	3.03	2
	Jussi Markkanen	26	8	12	1	53	2.56	2
	Jamie McLennan	4	1	3	0	12	2.96	0
	Jason LaBarbera	4	1	2	0	16	4.84	0
	Steve Valiquette	2	1	1	0	6	3.00	0
2005-06	Henrik Lundqvist	53	30	12	9	116	2.24	2
	Kevin Weekes	32	14	14	3	91	2.95	0
	Chris Holt	1	0	0	0	0	0.00	0
2006-07	Henrik Lundqvist	70	37	22	8	160	2.34	5
	Kevin Weekes	14	4	6	2	43	3.39	0
	Steve Valiquette	3	1	2	0	6	3.14	0
2007-08	Henrik Lundqvist	72	37	24	10	160	2.23	10
	Steve Valiquette	13	5	3	3	25	2.19	2
2008-09	Henrik Lundqvist	70	38	25	7	168	2.43	3
	Steve Valiquette	15	5	5	2	39	2.84	1
2009-10	Henrik Lundqvist	73	35	27	10	167	2.38	4
	Steve Valiquette	6	2	3	0	19	3.74	1
	Chad Johnson	5	1	2	1	11	2.35	0
	Alex Auld	3	0	1	0	5	2.53	0
	Matt Zaba	1	0	0	0	2	3.56	0
2010-11	Henrik Lundqvist	68	36	27	5	152	2.28	11
	Martin Biron	17	8	6	0	33	2.13	0
	Chad Johnson	1	0	0	0	2	6.00	0
2011-12	Henrik Lundqvist	62	39	18	5	123	1.97	8
	Martin Biron	21	12	6	2	50	2.46	2
2012-13	Henrik Lundqvist	43	24	16	3	88	2.05	2
	Martin Biron	6	2	2	1	13	2.32	0
2013-14	Henrik Lundqvist	63	33	24	5	144	2.36	5
	Cam Talbot	21	12	6	1	33	1.64	3
	Martin Biron	2	0	1	0	9	7.65	0
2014-15	Henrik Lundqvist	46	30	13	3	103	2.25	5
	Cam Talbot	36	21	9	4	77	2.21	5
	Mackenzie Skapski	2	2	0	0	1	0.50	1
2015-16	Henrik Lundqvist	65	35	21	7	156	2.48	4
	Antti Raanta	25	11	6	2	43	2.24	1
	Magnus Hellberg	1	0	0	0	2	6.00	0
2016-17	Henrik Lundqvist	57	31	20	4	148	2.74	2
	Antti Raanta	30	16	8	2	61	2.26	4
	Magnus Hellberg	2	1	0	0	2	1.53	0
2017-18	Henrik Lundqvist	63	26	26	7	174	2.98	2
	Ondrej Pavelec	19	4	9	1	46	3.05	1
	Alexandar Georgiev	10	4	4	1	27	3.15	0
	Brandon Halverson	1	0	0	0	1	4.78	0
2018-19	Henrik Lundqvist	52	18	23	10	158	3.07	0
	Alexandar Georgiev	33	14	13	4	91	2.91	2

*Harry Lumley, spare Detroit goaltender, substituted for McAuley in one period of one game when McAuley was injured. Lumley didn't allow a goal.

ALL-TIME REGULAR SEASON COACHING RESULTS

HEAD COACH	TENURE	GC	W	L	T/OT	PCT.
Lester Patrick	(10/27/26 - 10/19/39)	604	281	216	107	.554
Frank Boucher	(10/19/39 - 12/21/48)	487	167	243	77	.422
Lynn Patrick	(12/21/48 - 5/5/50)	107	40	51	16	.449
Neil Colville	(6/26/50 - 12/6/51)	93	26	41	26	.419
Bill Cook	(12/6/51 - 8/11/53)	117	34	59	24	.393
* Frank Boucher	(8/11/53 - 1/10/54)	40	14	20	6	.425
* Muzz Patrick	(1/6/54 - 5/2/55)	100	32	46	22	.430
Phil Watson	(5/2/55 - 11/12/59)	295	119	124	52	.492
** Muzz Patrick	(11/14/59 - 11/15/59)	2	0	1	1	.250
** Alf Pike	(11/12/59 - 3/23/61)	123	36	66	21	.378
Doug Harvey	(5/31/61 - 6/4/62)	70	26	32	12	.457
Muzz Patrick	(9/7/62 - 12/28/62)	34	11	19	4	.382
Red Sullivan	(12/28/62 - 12/6/65)	196	58	103	35	.385
Emile Francis	(12/6/65 - 6/4/68)	194	82	82	30	.500
Bernie Geoffrion	(6/4/68 - 1/17/69)	43	22	18	3	.547
Emile Francis	(1/17/69 - 6/4/73)	343	201	88	54	.665
Larry Popein	(6/4/73 - 1/11/74)	41	18	14	9	.549
Emile Francis	(1/11/74 - 5/19/75)	117	59	39	19	.585
Ron Stewart	(5/19/75 - 1/7/76)	39	15	20	4	.436
John Ferguson	(1/7/76 - 8/22/77)	121	43	59	19	.434
Jean-Guy Talbot	(8/22/77 - 6/2/78)	80	30	37	13	.456
Fred Shero	(6/2/78 - 11/22/80)	180	82	74	24	.522
Craig Patrick	(11/22/80 - 6/4/81)	60	26	23	11	.525
Herb Brooks	(6/4/81 - 1/21/85)	285	131	113	41	.532
Craig Patrick	(1/21/85 - 6/19/85)	35	11	22	2	.343
Ted Sator	(6/19/85 - 11/21/86)	99	41	48	10	.465
*** Phil Esposito	(1986 - 87)	43	24	19	0	.558
*** Tom Webster	(1986 - 87)	16	5	7	4	.438
*** Wayne Cashman/Ed Giacomin	(1986 - 87)	2	0	2	0	.000
Michel Bergeron	(6/18/87 - 4/1/89)	158	73	67	18	.519
Phil Esposito	(4/1/89 - 5/24/89)	2	0	2	0	.000
Roger Neilson	(8/15/89 - 1/4/93)	280	141	104	35	.566
Ron Smith	(1/4/93 - 4/16/93)	44	15	22	7	.420
Mike Keenan	(4/17/93 - 7/24/94)	84	52	24	8	.667
Colin Campbell	(8/9/94 - 2/18/98)	269	118	108	43	.519
**** John Muckler	(2/19/98 - 3/28/00)	185	70	88	27	.451
**** John Tortorella	(3/28/00 - 4/9/00)	4	0	3	1	.125
**** Ron Low	(7/12/00 - 4/15/02)	164	69	81	14	.463
**** Bryan Trottier	(6/6/02 - 1/29/03)	54	21	26	7	.454
**** Glen Sather	(1/30/03 - 2/25/04)	90	33	39	18	.467
**** Tom Renney	(2/25/04 - 2/23/09)	327	164	117	46	.572
**** John Tortorella	(2/23/09 - 5/29/13)	315	171	115	29	.589
**** Alain Vigneault	(6/21/13 - 4/7/18)	410	226	147	37	.596
**** David Quinn	(5/23/18 - present)	82	32	36	14	.476

* Muzz Patrick was named Rangers Head Coach on January 6, 1954, replacing Frank Boucher. After the announcement, Patrick watched one game from the stands while Boucher remained behind the bench. Patrick coached his first game on January 13, 1954.

** Alf Pike was named Rangers Head Coach on November 12, 1959, replacing Phil Watson. After being named Head Coach, Pike watched two games from the stands while Muzz Patrick, the team's General Manager, went behind the bench. Pike coached his first game on November 18, 1959.

*** Due to illness to Tom Webster, head coaching situation changed several times during season.

**** John Tortorella served as interim coach for the remainder of the 1999-00 season, replacing John Muckler.

***** From 1999-00 through 2003-04, coaches were charged with a loss if their team lost in overtime, even though the team was not credited with a loss. Beginning in 2005-06, coaches were no longer charged with a loss if the team lost in overtime or a shootout, instead receiving a mark in the "OT" column. For career records, this statistic is incorporated in the third column, in addition to career ties.

ALL-TIME RESULTS GAME-BY-GAME

1926-27

GAME	DATE	OPPONENT	SCORE	RESULT
1	11-16	MTLM	1-0	W
2	11-20	@ TOR	5-1	W
3	11-25	@ PIT	0-2	L
4	11-27	@ MTL	2-0	W
5	11-30	CHI	4-3*	W
6	12-4	@ DET	0-1	L
7	12-7	@ BOS	1-0	W
8	12-12	BOS	2-1*	W
9	12-15	@ CHI	2-6	L
10	12-19	DET	1-1	T
11	12-21	PIT	1-0	W
12	12-23	@ OTT	0-1	L
13	12-26	@ NYA	2-5	L
14	12-28	OTT	2-3*	L
15	1-1	@ CHI	4-0	W

1926-27 (CONT'D)

GAME	DATE	OPPONENT	SCORE	RESULT
16	1-6	MTL	1-0	W
17	1-9	DET	4-1	W
18	1-11	@ MTLM	3-2	W
19	1-13	TOR	1-1	T
20	1-16	CHI	5-4	W
21	1-18	@ BOS	3-7	L
22	1-20	BOS	2-2	T
23	1-23	NYA	2-0	W
24	1-27	@ MTL	3-2	W
25	1-29	@ DET	2-0	W
26	2-1	MTL	0-1*	L
27	2-6	PIT	2-1	W
28	2-10	@ TOR	3-2	W
29	2-12	@ PIT	3-2*	W
30	2-15	@ OTT	2-2	T

1926-27 (CONT'D)

GAME	DATE	OPPONENT	SCORE	RESULT
31	2-17	MTLM	1-4	L
32	2-20	BOS	3-1	W
33	2-22	TOR	2-3*	L
34	2-24	OTT	0-1*	L
35	2-27	@ NYA	4-1	W
36	3-1	@ CHI	0-3	L
37	3-5	@ MTLM	0-0	T
38	3-13	DET	2-2	T
39	3-15	@ PIT	5-0	W
40	3-17	@ DET	2-0	W
41	3-20	NYA	2-1	W
42	3-22	PIT	4-1	W
43	3-25	CHI	4-0	W
44	3-26	@ BOS	3-4*	L

1927-28

GAME	DATE	OPPONENT	SCORE	RESULT
1	11-15	@ TOR	4-2	W
2	11-17	OTT	3-2	W
3	11-20	@ NYA	2-1	W
4	11-22	MTLM	3-4	L
5	11-27	BOS	1-1	T
6	11-29	@ OTT	2-1	W
7	12-1	@ MTLM	1-1	T
8	12-3	@ CHI	2-4	L
9	12-4	@ DET	3-1	W
10	12-6	@ PIT	2-2	T
11	12-11	MTL	0-2	L
12	12-13	@ BOS	3-2	W
13	12-15	DET	1-2	L
14	12-20	PIT	2-0	W
15	12-25	CHI	2-0	W

1927-28 (CONT'D)

GAME	DATE	OPPONENT	SCORE	RESULT
16	12-27	@ BOS	0-2	L
17	12-29	NYA	3-3	T
18	12-31	@ MTL	0-1	L
19	1-3	DET	2-4	L
20	1-8	CHI	5-0	W
21	1-12	BOS	2-2	T
22	1-14	@ TOR	1-6	L
23	1-15	@ DET	2-1	W
24	1-17	TOR	1-2	L
25	1-22	PIT	4-1	W
26	1-26	DET	3-0	W
27	1-29	@ NYA	7-0	W
28	1-31	MTLM	3-1	W
29	2-4	@ PIT	2-4	L
30	2-9	OTT	0-0	T

1927-28 (CONT'D)

GAME	DATE	OPPONENT	SCORE	RESULT
31	2-8	@ OTT	0-0	T
32	2-12	CHI	0-3	L
33	2-19	BOS	0-2	L
34	2-23	PIT	3-0	W
35	2-25	@ CHI	1-0	W
36	2-26	@ DET	0-0	T
37	2-28	TOR	1-0	W
38	3-6	@ MTLM	1-3	L
39	3-8	@ MTL	3-4	L
40	3-10	@ BOS	3-3	T
41	3-13	MTL	1-4	L
42	3-18	NYA	7-3	W
43	3-21	@ CHI	6-1	W
44	3-24	@ PIT	2-4	L

1928-29

GAME	DATE	OPPONENT	SCORE	RESULT
1	11-15	@ DET	2-0	W
2	11-18	@ NYA	1-1	T
3	11-20	MTLM	0-1	L
4	11-22	@ CHI	2-1	W
5	11-25	PIT	2-0	W
6	11-29	CHI	2-1*	W
7	12-1	@ MTLM	0-3	L
8	12-4	@ BOS	0-2	L
9	12-6	@ PIT	0-0	T
10	12-9	@ DET	2-2	T
11	12-11	TOR	3-2	W
12	12-13	@ MTL	3-2*	W
13	12-16	DET	3-0	W
14	12-20	OTT	1-0	W
15	12-25	NYA	0-1	L

1928-29 (CONT'D)

GAME	DATE	OPPONENT	SCORE	RESULT
16	12-30	BOS	2-0	W
17	1-1	@ TOR	3-2	W
18	1-3	PIT	2-2	T
19	1-6	@ NYA	0-0	T
20	1-10	@ OTT	9-3	W
21	1-13	DET	1-0	W
22	1-15	@ BOS	1-4	L
23	1-17	CHI	1-0	W
24	1-19	@ MTL	0-0	T
25	1-22	TOR	1-0	W
26	1-24	@ PIT	3-1	W
27	1-27	BOS	1-2	L
28	1-28	MTL	0-1	L
29	1-31	NYA	2-1	W
30	2-2	@ CHI	3-2	W

1928-29 (CONT'D)

GAME	DATE	OPPONENT	SCORE	RESULT
31	2-5	MTLM	1-1	T
32	2-7	@ OTT	1-2	L
33	2-10	MTL	3-3	T
34	2-14	@ TOR	1-3	L
35	2-17	PIT	2-1	W
36	2-21	DET	0-1	L
37	2-23	@ MTLM	1-9	L
38	2-26	OTT	2-0	W
39	2-28	@ CHI	0-0	T
40	3-3	@ DET	3-2	W
41	3-5	@ BOS	1-2	L
42	3-10	BOS	2-3	L
43	3-14	CHI	1-1	T
44	3-17	@ PIT	4-3	W

1929-30

GAME	DATE	OPPONENT	SCORE	RESULT
1	11-14	@ MTLM	2-1	W
2	11-17	DET	5-5	T
3	11-19	@ BOS	2-3	L
4	11-21	MTLM	2-1	W
5	11-23	@ PIT	5-3	W
6	11-26	TOR	3-4	L
7	11-28	@ CHI	3-2	W
8	12-1	@ DET	3-4	L
9	12-8	PIT	5-1	W
10	12-12	MTL	8-3	W
11	12-14	@ TOR	6-7*	L
12	12-17	NYA	6-2	W
13	12-19	@ MTL	2-7	L
14	12-22	CHI	3-1	W
15	12-26	BOS	2-4	L

1929-30 (CONT'D)

GAME	DATE	OPPONENT	SCORE	RESULT
16	12-28	@ OTT	3-1	W
17	12-31	OTT	1-1	T
18	1-2	@ NYA	1-7	L
19	1-5	PIT	8-3	W
20	1-7	@ BOS	0-3	L
21	1-9	MTLM	4-5	L
22	1-12	@ CHI	1-2	L
23	1-14	DET	3-0	W
24	1-18	@ PIT	6-5	W
25	1-19	CHI	4-1	W
26	1-23	OTT	6-3	W
27	1-26	@ DET	3-7	L
28	1-28	NYA	4-3*	W
29	2-2	BOS	3-3	T
30	2-4	@ NYA	3-5	L

1929-30 (CONT'D)

GAME	DATE	OPPONENT	SCORE	RESULT
31	2-6	DET	1-1	T
32	2-8	@ OTT	2-2	T
33	2-11	@ MTLM	2-5	L
34	2-13	PIT	4-1	W
35	2-18	TOR	1-5	L
36	2-23	BOS	2-3	L
37	2-27	CHI	1-1	T
38	3-1	@ TOR	3-3	T
39	3-2	@ DET	2-2	T
40	3-4	@ CHI	2-2	T
41	3-8	@ MTL	0-6	L
42	3-11	MTL	3-3	T
43	3-16	@ PIT	4-3*	W
44	3-18	@ BOS	2-9	L

ALL-TIME RESULTS GAME-BY-GAME

1930-31

GAME	DATE	OPPONENT	SCORE	RESULT
1	11-11	@ PHI	3-0	W
2	11-13	@ DET	0-1	L
3	11-16	@ CHI	1-1	T
4	11-18	NYA	0-0	T
5	11-23	PHI	5-2	W
6	11-25	@ MTLM	2-5	L
7	11-27	CHI	0-4	L
8	11-29	@ PHI	6-3	W
9	12-4	@ MTL	4-5	L
10	12-6	@ TOR	2-4	L
11	12-9	OTT	3-2	W
12	12-14	DET	3-0	W
13	12-18	BOS	2-4	L
14	12-20	@ BOS	2-2	T
15	12-23	MTL	5-1	W

1930-31 (CONT'D)

GAME	DATE	OPPONENT	SCORE	RESULT
16	12-25	@ OTT	4-1	W
17	12-28	PHI	4-2	W
18	12-30	@ NYA	2-2	T
19	1-1	BOS	3-4*	L
20	1-6	MTLM	5-1	W
21	1-8	@ DET	1-0	W
22	1-11	CHI	0-2	L
23	1-13	@ BOS	2-2	T
24	1-15	TOR	1-1	T
25	1-18	@ CHI	1-2	L
26	1-20	MTL	2-3*	L
27	1-25	DET	0-1	L
28	1-29	BOS	3-4	L
29	1-31	@ MTLM	2-2	T
30	2-3	MTLM	3-0	W

1930-31 (CONT'D)

GAME	DATE	OPPONENT	SCORE	RESULT
31	2-5	@ NYA	2-0	W
32	2-8	CHI	2-3	L
33	2-10	@ PHI	3-1	W
34	2-12	@ DET	1-1	T
35	2-15	@ CHI	2-1	W
36	2-17	OTT	4-5	L
37	2-22	PHI	6-1	W
38	2-26	TOR	4-1	W
39	3-3	@ BOS	1-4	L
40	3-5	@ MTL	2-1	W
41	3-7	@ TOR	2-5	L
42	3-10	DET	3-2	W
43	3-15	NYA	0-0	T
44	3-17	@ OTT	3-1	W

1931-32

GAME	DATE	OPPONENT	SCORE	RESULT
1	11-12	@ MTL	4-1	W
2	11-15	DET	1-2	L
3	11-17	@ NYA	3-0	W
4	11-19	BOS	2-1	W
5	11-21	@ TOR	5-3	W
6	11-24	CHI	1-1	T
7	11-29	@ CHI	5-0	W
8	12-3	@ DET	1-1	T
9	12-8	TOR	2-4	L
10	12-10	@ MTLM	3-2	W
11	12-13	NYA	2-1	W
12	12-15	@ BOS	2-2	T
13	12-17	MTLM	5-4*	W
14	12-19	@ MTL	2-2	T
15	12-22	MTL	6-2	W
16	12-25	@ NYA	6-0	W

1931-32 (CONT'D)

GAME	DATE	OPPONENT	SCORE	RESULT
17	12-27	CHI	3-1	W
18	1-1	DET	3-0	W
19	1-3	@ CHI	1-1	T
20	1-5	@ MTLM	2-0	W
21	1-7	@ MTLM	3-4	L
22	1-10	TOR	2-0	W
23	1-12	@ BOS	5-3*	W
24	1-14	BOS	3-1	W
25	1-17	@ DET	2-4	L
26	1-19	MTL	3-5	L
27	1-24	DET	4-3*	W
28	1-28	BOS	1-4	L
29	1-30	@ TOR	3-6*	L
30	1-31	@ CHI	3-0	W
31	2-2	MTL	1-4	L
32	2-7	CHI	1-0	W

1931-32 (CONT'D)

GAME	DATE	OPPONENT	SCORE	RESULT
33	2-9	@ BOS	1-2	L
34	2-13	@ MTL	1-3	L
35	2-16	DET	2-2	T
36	2-18	@ TOR	3-5	L
37	2-21	NYA	2-3	L
38	2-23	@ BOS	2-0*	W
39	2-25	BOS	3-3	T
40	3-3	@ DET	2-1	W
41	3-6	@ CHI	3-4*	L
42	3-8	CHI	6-1	W
43	3-10	@ NYA	1-5	L
44	3-13	MTLM	4-4	T
45	3-15	@ MTLM	3-4	L
46	3-17	TOR	3-6	L
47	3-20	NYA	4-2	W
48	3-22	@ DET	4-5	L

1932-33

GAME	DATE	OPPONENT	SCORE	RESULT
1	11-10	@ MTLM	4-2	W
2	11-12	@ TOR	2-4	L
3	11-20	TOR	7-0	W
4	11-24	CHI	1-1	T
5	11-29	@ BOS	6-4	W
6	12-1	@ DET	4-2	W
7	12-4	@ CHI	3-4	L
8	12-6	MTL	5-3	W
9	12-8	@ NYA	3-1	W
10	12-11	BOS	3-1*	W
11	12-13	@ MTL	1-1	T
12	12-15	NYA	3-2	W
13	12-17	@ OTT	2-2	T
14	12-20	DET	1-4	L
15	12-25	MTLM	2-0	W
16	12-29	OTT	4-2	W

1932-33 (CONT'D)

GAME	DATE	OPPONENT	SCORE	RESULT
17	12-31	@ MTLM	2-4	L
18	1-3	TOR	4-2	W
19	1-8	NYA	2-2	T
20	1-10	@ TOR	2-3	L
21	1-12	BOS	3-1	W
22	1-15	@ CHI	5-0	W
23	1-17	@ DET	0-2	L
24	1-19	MTL	2-1	W
25	1-22	MTLM	0-5	L
26	1-24	@ NYA	3-2	W
27	1-26	CHI	1-3	L
28	1-28	@ OTT	9-2	W
29	1-31	DET	1-2	L
30	2-2	@ MTLM	2-2	T
31	2-5	NYA	4-1	W
32	2-7	@ BOS	1-2	L

1932-33 (CONT'D)

GAME	DATE	OPPONENT	SCORE	RESULT
33	2-9	OTT	3-3	T
34	2-11	@ TOR	1-2	L
35	2-14	@ OTT	3-1	W
36	2-16	TOR	2-5	L
37	2-18	@ MTL	3-1	W
38	2-21	CHI	2-2	T
39	2-23	@ DET	0-3	L
40	2-26	@ CHI	4-1	W
41	3-5	BOS	1-2	L
42	3-9	DET	3-2	W
43	3-12	@ NYA	8-2	W
44	3-14	OTT	3-3	T
45	3-16	@ MTL	1-2	L
46	3-19	MTLM	3-6	L
47	3-21	@ BOS	2-3	L
48	3-23	MTL	4-2	W

1933-34

GAME	DATE	OPPONENT	SCORE	RESULT
1	11-11	@ TOR	3-4	L
2	11-12	@ CHI	0-1	L
3	11-16	@ DET	2-1	W
4	11-19	@ DET	1-4	L
5	11-21	TOR	1-1	T
6	11-25	@ MTLM	0-1	L
7	12-2	@ BOS	3-0	W
8	12-3	CHI	1-0*	W
9	12-7	MTL	0-0	T
10	12-9	@ MTL	4-2	W
11	12-12	NYA	0-3	L
12	12-14	@ OTT	4-3	W
13	12-17	BOS	2-2	T
14	12-21	OTT	0-0	T
15	12-24	@ NYA	3-1	W
16	12-25	MTLM	3-0	W

1933-34 (CONT'D)

GAME	DATE	OPPONENT	SCORE	RESULT
17	12-28	TOR	2-2	T
18	12-31	NYA	1-3	L
19	1-2	MTL	3-2	W
20	1-4	@ DET	1-3	L
21	1-7	@ CHI	1-1	T
22	1-9	DET	2-1	W
23	1-11	@ OTT	5-3	W
24	1-14	MTLM	3-1	W
25	1-16	@ NYA	1-2	L
26	1-18	CHI	5-0	W
27	1-20	@ MTL	4-5	L
28	1-23	OTT	5-2	W
29	1-25	@ OTT	6-3	W
30	1-28	BOS	4-2	W
31	1-30	@ BOS	1-2	L
32	2-1	TOR	5-5	T

1933-34 (CONT'D)

GAME	DATE	OPPONENT	SCORE	RESULT
33	2-3	@ MTLM	4-2	W
34	2-6	MTL	3-0	W
35	2-11	@ NYA	3-4	L
36	2-13	@ BOS	6-4	W
37	2-15	@ MTL	2-5	L
38	2-18	CHI	1-2	L
39	2-22	DET	3-1	W
40	2-24	@ TOR	3-8	L
41	2-27	@ DET	1-5	L
42	3-1	@ CHI	3-1	W
43	3-6	OTT	4-5*	L
44	3-8	@ MTLM	2-2	T
45	3-11	MTLM	3-7*	L
46	3-13	@ NYA	2-1	W
47	3-15	BOS	2-3	L
48	3-17	@ TOR	2-3	L

ALL-TIME RESULTS GAME-BY-GAME

1934-35

GAME	DATE	OPPONENT	SCORE	RESULT
1	11-10	@ STL	2-4	L
2	11-15	@ DET	2-8	L
3	11-18	STL	5-0	W
4	11-22	DET	4-3*	W
5	11-25	@ NYA	1-3	L
6	11-27	MTL	2-3	L
7	12-1	MTLM	2-5	L
8	12-4	@ MTL	3-5	L
9	12-8	@ TOR	5-2	W
10	12-9	@ CHI	0-4	L
11	12-11	TOR	4-8	L
12	12-16	BOS	2-1	W
13	12-18	@ BOS	3-5	L
14	12-20	CHI	1-4	L
15	12-22	@ MTLM	2-1	W
16	12-25	NYA	3-1	W

1934-35 (CONT'D)

GAME	DATE	OPPONENT	SCORE	RESULT
17	12-30	BOS	0-0	T
18	1-1	@ BOS	2-5	L
19	1-3	DET	3-2	W
20	1-8	MTLM	1-1	T
21	1-12	@ NYA	3-1	W
22	1-13	STL	3-2	W
23	1-15	NYA	1-1	T
24	1-20	MTL	7-1	W
25	1-22	@ MTL	7-0	W
26	1-24	CHI	3-3	T
27	1-27	@ NYA	4-2	W
28	1-29	TOR	7-5	W
29	1-31	@ TOR	3-2	W
30	2-3	DET	5-3	W
31	2-5	@ MTLM	5-4	W
32	2-7	NYA	4-6	L

1934-35 (CONT'D)

GAME	DATE	OPPONENT	SCORE	RESULT
33	2-10	@ CHI	2-1	W
34	2-12	@ STL	5-1	W
35	2-14	TOR	3-0	W
36	2-16	@ TOR	1-5	L
37	2-17	@ DET	5-3*	W
38	2-19	STL	2-1	W
39	2-24	BOS	0-0	T
40	2-26	@ MTLM	1-3	L
41	2-28	MTLM	2-5	L
42	3-5	@ BOS	1-3	L
43	3-7	@ DET	1-6	L
44	3-9	@ STL	5-1	W
45	3-10	@ CHI	1-1	T
46	3-12	MTL	3-4	L
47	3-14	@ MTL	4-5	L
48	3-17	CHI	2-5	L

1935-36

GAME	DATE	OPPONENT	SCORE	RESULT
1	11-10	@ DET	1-1	T
2	11-12	@ MTL	2-1*	W
3	11-14	TOR	0-1	L
4	11-16	@ TOR	2-3	L
5	11-17	@ CHI	0-3	L
6	11-19	DET	2-2	T
7	11-24	BOS	1-0	W
8	11-25	@ NYA	1-0	W
9	11-28	CHI	2-1	W
10	12-1	@ BOS	0-2	L
11	12-8	MTLM	3-3	T
12	12-12	NYA	5-2*	W
13	12-14	@ MTLM	6-2	W
14	12-15	@ DET	2-4	L
15	12-17	MTL	1-1	T
16	12-22	BOS	3-1	W

1935-36 (CONT'D)

GAME	DATE	OPPONENT	SCORE	RESULT
17	12-25	@ BOS	3-2	W
18	12-28	@ TOR	3-9	L
19	12-29	@ CHI	1-3	L
20	12-31	MTLM	1-0	W
21	1-2	NYA	3-6	L
22	1-5	@ NYA	0-0	T
23	1-7	DET	1-2	L
24	1-12	BOS	3-6	L
25	1-14	@ MTLM	2-1	W
26	1-16	TOR	1-0	W
27	1-18	@ MTL	1-3	L
28	1-21	CHI	0-1	L
29	1-23	@ DET	2-4	L
30	1-26	@ CHI	1-2	L
31	1-28	MTL	3-2*	W
32	2-2	MTLM	4-2	W

1935-36 (CONT'D)

GAME	DATE	OPPONENT	SCORE	RESULT
33	2-4	DET	4-4	T
34	2-9	BOS	2-0	W
35	2-11	@ MTL	1-1	T
36	2-16	MTL	1-1	T
37	2-20	CHI	1-1	T
38	2-23	@ BOS	4-3	W
39	2-25	@ TOR	2-2	T
40	2-27	@ DET	2-4	L
41	3-1	CHI	1-2	L
42	3-3	TOR	0-0	T
43	3-8	NYA	0-1	L
44	3-10	@ MTLM	0-0	T
45	3-12	DET	4-3*	W
46	3-15	@ NYA	2-1	W
47	3-17	CHI	4-2	W
48	3-22	@ BOS	3-1	W

1936-37

GAME	DATE	OPPONENT	SCORE	RESULT
1	11-8	@ DET	2-5	L
2	11-10	@ MTLM	4-1	W
3	11-15	NYA	1-2	L
4	11-17	@ BOS	6-1	W
5	11-19	DET	1-0	W
6	11-21	@ MTL	1-3*	L
7	11-24	TOR	5-1	W
8	11-26	@ NYA	3-1	W
9	11-28	BOS	2-2	T
10	12-3	@ DET	0-2	L
11	12-6	@ CHI	2-1	W
12	12-8	CHI	0-0	T
13	12-12	@ TOR	5-3*	W
14	12-15	MTLM	2-2	T
15	12-19	@ MTL	2-4*	L
16	12-20	MTL	5-3*	W

1936-37 (CONT'D)

GAME	DATE	OPPONENT	SCORE	RESULT
17	12-27	CHI	1-0	W
18	12-29	@ NYA	5-1	W
19	12-31	BOS	2-2	T
20	1-3	@ BOS	2-3	L
21	1-5	NYA	7-1	W
22	1-9	@ MTLM	3-2	W
23	1-10	MTLM	2-5	L
24	1-14	DET	0-2	L
25	1-19	MTL	1-1	T
26	1-21	@ CHI	0-2	L
27	1-23	@ TOR	0-4	L
28	1-24	TOR	4-2	W
29	1-26	@ BOS	3-0	W
30	1-28	BOS	1-1	T
31	2-2	DET	4-4	T
32	2-4	@ DET	2-2	T

1936-37 (CONT'D)

GAME	DATE	OPPONENT	SCORE	RESULT
33	2-6	@ MTLM	2-4	L
34	2-7	MTLM	1-1	T
35	2-9	@ TOR	5-1	W
36	2-11	@ CHI	2-5	L
37	2-14	NYA	4-5	L
38	2-16	@ BOS	2-3	L
39	2-18	CHI	2-1*	W
40	2-23	TOR	2-1	W
41	2-28	@ CHI	3-4	L
42	3-4	@ DET	1-2	L
43	3-7	BOS	0-1	L
44	3-9	@ NYA	8-7*	W
45	3-11	DET	2-4	L
46	3-13	@ MTL	0-1	L
47	3-16	CHI	3-4	L
48	3-21	MTL	3-1	W

1937-38

GAME	DATE	OPPONENT	SCORE	RESULT
1	11-7	@ DET	3-0	W
2	11-11	CHI	1-3	L
3	11-14	@ BOS	2-3	L
4	11-16	NYA	1-0	W
5	11-20	@ MTLM	3-0	W
6	11-21	MTLM	3-3	T
7	11-25	TOR	1-3	L
8	11-27	@ MTL	1-2	L
9	12-2	@ CHI	1-2	L
10	12-5	BOS	4-0	W
11	12-11	@ TOR	6-3	W
12	12-12	@ DET	5-2	W
13	12-14	DET	3-1	W
14	12-16	@ NYA	2-0	W
15	12-19	MTL	2-2	T
16	12-23	@ MTLM	4-0	W

1937-38 (CONT'D)

GAME	DATE	OPPONENT	SCORE	RESULT
17	12-26	CHI	1-3	L
18	12-28	@ BOS	2-3	L
19	12-31	BOS	5-3	W
20	1-4	NYA	5-5	T
21	1-6	@ CHI	4-1	W
22	1-8	@ TOR	2-3	L
23	1-9	DET	4-1	W
24	1-13	DET	3-3	T
25	1-16	@ NYA	4-0	W
26	1-18	MTL	3-1*	W
27	1-23	MTLM	8-2	W
28	1-25	@ BOS	3-2	W
29	1-27	@ MTL	2-4	L
30	1-30	@ CHI	2-2	T
31	2-1	CHI	6-1	W
32	2-6	TOR	2-1	W

1937-38 (CONT'D)

GAME	DATE	OPPONENT	SCORE	RESULT
33	2-10	@ DET	4-0	W
34	2-12	@ MTLM	5-3	W
35	2-13	MTLM	4-1	W
36	2-17	BOS	2-3*	L
37	2-20	@ BOS	2-3*	L
38	2-22	MTL	1-2	L
39	2-24	CHI	6-3	W
40	2-26	@ TOR	4-2	W
41	2-27	@ CHI	4-1	W
42	3-3	DET	4-3	W
43	3-6	@ NYA	1-3	L
44	3-8	TOR	4-3	W
45	3-13	BOS	1-2	L
46	3-17	NYA	5-3	W
47	3-19	@ MTL	1-1	T
48	3-20	@ DET	3-4	L

*Overtime

ALL-TIME RESULTS GAME-BY-GAME

1938-39

GAME	DATE	OPPONENT	SCORE	RESULT
1	11-13	@ DET	4-3	W
2	11-15	@ DET	2-0	W
3	11-17	@ CHI	1-0	W
4	11-20	MTL	2-1	W
5	11-22	@ BOS	2-4	L
6	11-24	TOR	6-2	W
7	11-27	CHI	0-1	L
8	12-4	@ NYA	6-1	W
9	12-8	MTL	6-5	W
10	12-11	BOS	0-3	L
11	12-15	NYA	1-1	T
12	12-17	@ TOR	3-2	W
13	12-18	@ CHI	0-5	L
14	12-20	DET	6-2	W
15	12-22	@ MTL	5-2	W
16	12-25	@ BOS	1-0	W

1938-39 (CONT'D)

GAME	DATE	OPPONENT	SCORE	RESULT
17	12-28	TOR	0-2	L
18	12-31	BOS	2-1*	W
19	1-2	DET	3-0	W
20	1-5	@ MTL	2-2	T
21	1-8	NYA	5-2	W
22	1-10	@ NYA	0-1*	L
23	1-12	CHI	6-0	W
24	1-15	@ CHI	1-1	T
25	1-19	@ DET	3-4	L
26	1-22	MTL	7-3	W
27	1-26	NYA	0-1	L
28	1-31	CHI	3-2	W
29	2-2	@ NYA	7-0	W
30	2-4	@ TOR	4-2	W
31	2-5	TOR	5-5	T
32	2-9	BOS	2-4	L

1938-39 (CONT'D)

GAME	DATE	OPPONENT	SCORE	RESULT
33	2-12	@ BOS	3-2	W
34	2-16	NYA	2-1	W
35	2-18	@ TOR	1-2	L
36	2-21	DET	7-3	W
37	2-23	@ DET	4-2	W
38	2-25	@ MTL	1-1	T
39	2-26	MTL	0-3	L
40	3-2	CHI	1-3	L
41	3-5	@ BOS	3-5*	L
42	3-7	MTL	2-2	T
43	3-9	@ CHI	8-3	W
44	3-12	BOS	2-4	L
45	3-14	@ DET	2-3	L
46	3-16	@ NYA	11-5	W
47	3-18	@ TOR	1-2	L
48	3-19	TOR	6-2	W

1939-40

GAME	DATE	OPPONENT	SCORE	RESULT
1	11-5	@ DET	1-1	T
2	11-11	@ TOR	1-1	T
3	11-12	TOR	0-1	L
4	11-16	CHI	2-3	L
5	11-18	@ NYA	3-1	W
6	11-19	MTL	1-2*	L
7	11-23	@ MTL	1-1	T
8	11-26	@ BOS	2-2	T
9	11-28	DET	4-1	W
10	11-30	@ CHI	7-2	W
11	12-2	NYA	1-1	T
12	12-10	BOS	3-2	W
13	12-14	DET	2-2	T
14	12-16	@ MTL	4-2	W
15	12-17	@ DET	0-0	T
16	12-19	MTL	5-2	W

1939-40 (CONT'D)

GAME	DATE	OPPONENT	SCORE	RESULT
17	12-23	CHI	7-1	W
18	12-25	TOR	4-1	W
19	12-29	BOS	4-0	W
20	12-31	NYA	5-2	W
21	1-2	@ BOS	6-4	W
22	1-4	@ NYA	6-2	W
23	1-7	DET	3-0	W
24	1-11	CHI	5-3	W
25	1-13	@ TOR	4-1	W
26	1-14	@ CHI	1-2	L
27	1-18	@ MTL	1-0	W
28	1-21	BOS	4-2	W
29	1-23	@ NYA	5-3	W
30	1-25	TOR	3-0	W
31	1-28	NYA	4-2	W
32	2-1	@ DET	0-2	L

1939-40 (CONT'D)

GAME	DATE	OPPONENT	SCORE	RESULT
33	2-4	MTL	9-0	W
34	2-6	@ BOS	2-6	L
35	2-8	TOR	2-1	W
36	2-10	@ TOR	4-4	T
37	2-11	@ CHI	0-3	L
38	2-15	DET	3-1	W
39	2-18	@ DET	0-2	L
40	2-22	@ NYA	0-1*	L
41	2-24	@ MTL	2-0	W
42	2-25	MTL	6-2	W
43	2-29	CHI	1-2	L
44	3-2	@ TOR	1-1	T
45	3-3	@ CHI	2-1	W
46	3-10	NYA	4-2	W
47	3-12	@ BOS	1-2	L
48	3-14	BOS	0-0	T

1940-41

GAME	DATE	OPPONENT	SCORE	RESULT
1	11-2	@ TOR	4-1	W
2	11-10	@ DET	2-2	T
3	11-16	DET	3-3	T
4	11-19	NYA	3-2	W
5	11-23	BOS	1-2	L
6	11-26	TOR	2-4	L
7	11-28	@ NYA	1-2	L
8	11-30	MTL	6-1	W
9	12-1	@ CHI	1-4	L
10	12-5	@ MTL	3-2	W
11	12-8	DET	1-3	L
12	12-10	@ BOS	2-6	L
13	12-13	@ DET	2-3*	L
14	12-15	NYA	6-3	W
15	12-19	BOS	5-3	W
16	12-22	@ CHI	1-3*	L

1940-41 (CONT'D)

GAME	DATE	OPPONENT	SCORE	RESULT
17	12-25	CHI	3-3	T
18	12-28	@ TOR	2-3	L
19	12-29	TOR	3-2	W
20	12-31	@ BOS	2-2	T
21	1-1	MTL	1-2	L
22	1-4	@ MTL	3-3	T
23	1-5	@ NYA	6-2	W
24	1-7	CHI	2-3	L
25	1-9	@ TOR	2-3*	L
26	1-12	NYA	3-1	W
27	1-14	DET	3-3	T
28	1-16	BOS	2-2	T
29	1-19	@ DET	2-1	W
30	1-21	@ BOS	3-4*	L
31	1-26	@ CHI	1-4	L
32	2-2	MTL	2-1	W

1940-41 (CONT'D)

GAME	DATE	OPPONENT	SCORE	RESULT
33	2-4	@ NYA	2-2	T
34	2-6	CHI	6-2	W
35	2-9	@ CHI	2-1	W
36	2-11	@ MTL	2-6	L
37	2-13	BOS	3-5	L
38	2-15	@ TOR	3-4	L
39	2-16	TOR	1-4	L
40	2-18	@ NYA	5-2	W
41	2-23	CHI	4-1	W
42	2-25	@ BOS	2-0	W
43	2-27	MTL	5-2	W
44	3-1	@ MTL	3-1	W
45	3-2	@ DET	2-4*	L
46	3-4	DET	6-0	W
47	3-9	TOR	8-5	W
48	3-16	NYA	6-3	W

1941-42

GAME	DATE	OPPONENT	SCORE	RESULT
1	11-1	@ TOR	4-3	W
2	11-9	@ DET	3-1	W
3	11-15	BOS	1-2	L
4	11-16	@ BOS	1-2	L
5	11-18	TOR	6-8	L
6	11-20	BRO	1-4	L
7	11-22	@ MTL	7-2	W
8	11-23	MTL	4-6	L
9	11-25	CHI	5-4*	W
10	11-29	DET	4-1	W
11	11-30	@ CHI	5-1	W
12	12-7	BOS	5-4	W
13	12-11	@ BRO	5-3	W
14	12-13	@ TOR	1-2	L
15	12-16	TOR	3-2*	W
16	12-18	@ CHI	1-5	L

1941-42 (CONT'D)

GAME	DATE	OPPONENT	SCORE	RESULT
17	12-21	MTL	4-3*	W
18	12-23	@ BOS	2-3	L
19	12-25	CHI	5-2	W
20	12-27	@ MTL	4-2	W
21	12-28	@ DET	3-1	W
22	12-31	@ BRO	4-3	W
23	1-1	TOR	3-3	T
24	1-6	DET	3-2	W
25	1-13	BRO	9-2	W
26	1-17	@ MTL	2-6	L
27	1-18	MTL	5-4*	W
28	1-20	@ BOS	4-2	W
29	1-24	@ DET	3-2	W
30	1-25	DET	11-2	W
31	2-1	TOR	7-2	W
32	2-3	@ BRO	3-2*	W

1941-42 (CONT'D)

GAME	DATE	OPPONENT	SCORE	RESULT
33	2-5	BOS	4-1	W
34	2-7	@ TOR	4-6	L
35	2-9	@ CHI	4-3	W
36	2-10	CHI	2-5	L
37	2-14	@ MTL	3-5	L
38	2-15	BRO	1-5	L
39	2-17	MTL	1-2*	L
40	2-22	CHI	3-2	W
41	2-24	@ BOS	4-3	W
42	2-26	DET	7-4	W
43	3-3	@ BRO	4-4	T
44	3-5	@ DET	2-5	L
45	3-7	@ TOR	2-4	L
46	3-8	TOR	2-0	W
47	3-12	BOS	1-2	L
48	3-15	@ CHI	5-1	W

*Overtime

ALL-TIME RESULTS GAME-BY-GAME

1942-43

GAME	DATE	OPPONENT	SCORE	RESULT
1	10-31	@ TOR	2-7	L
2	11-5	@ DET	5-12	L
3	11-7	MTL	4-3*	W
4	11-8	@ MTL	4-10	L
5	11-10	CHI	5-3*	W
6	11-14	@ BOS	3-5	L
7	11-15	BOS	3-4	L
8	11-19	TOR	3-7	L
9	11-22	DET	4-4	T
10	11-26	@ CHI	2-1	W
11	11-28	@ TOR	6-9	L
12	11-29	BOS	3-2	W
13	12-3	@ CHI	1-3	L
14	12-6	@ BOS	4-5	L
15	12-13	MTL	3-7	L
16	12-17	BOS	3-7	L
17	12-19	@ MTL	1-1	T

1942-43 (CONT'D)

GAME	DATE	OPPONENT	SCORE	RESULT
18	12-20	TOR	2-8	L
19	12-25	@ DET	3-1	W
20	12-27	TOR	3-1	W
21	12-29	@ BOS	5-3	W
22	12-31	DET	0-2	L
23	1-1	@ CHI	5-6	L
24	1-3	CHI	3-3	T
25	1-7	@ DET	2-2	T
26	1-10	MTL	4-7	L
27	1-14	DET	1-4	L
28	1-16	@ BOS	5-7	L
29	1-17	BOS	3-6	L
30	1-21	@ TOR	4-7	L
31	1-23	@ MTL	5-5	T
32	1-24	@ DET	0-7	L
33	1-28	@ CHI	1-10	L
34	1-31	BOS	2-7	L

1942-43 (CONT'D)

GAME	DATE	OPPONENT	SCORE	RESULT
35	2-4	CHI	1-1	T
36	2-6	@ TOR	2-3	L
37	2-7	@ CHI	4-8	L
38	2-14	TOR	4-4	T
39	2-18	DET	4-5	L
40	2-20	@ MTL	1-6	L
41	2-21	MTL	6-1	W
42	2-25	CHI	7-4	W
43	2-27	@ DET	1-7	L
44	2-28	DET	1-5	L
45	3-2	@ TOR	4-0	W
46	3-4	MTL	2-7	L
47	3-7	TOR	5-5	T
48	3-14	CHI	7-5	W
49	3-16	@ BOS	5-11	L
50	3-18	@ MTL	3-6	L

1943-44

GAME	DATE	OPPONENT	SCORE	RESULT
1	10-30	@ TOR	2-5	L
2	10-31	@ DET	3-8	L
3	11-2	@ MTL	1-2	L
4	11-6	CHI	4-4	L
5	11-7	TOR	4-7	L
6	11-13	BOS	2-6	L
7	11-14	@ CHI	5-10	L
8	11-18	DET	1-3	L
9	11-21	TOR	2-5	L
10	11-25	@ BOS	2-6	L
11	11-27	@ MTL	3-6	L
12	11-28	MTL	2-2	T
13	12-4	@ TOR	4-11	L
14	12-5	@ CHI	6-7	L
15	12-11	@ BOS	6-9	L
16	12-12	BOS	6-4	W
17	12-19	DET	6-2	W

1943-44 (CONT'D)

GAME	DATE	OPPONENT	SCORE	RESULT
18	12-23	@ DET	3-5	L
19	12-25	@ TOR	5-3	W
20	12-26	CHI	7-6	W
21	12-31	TOR	0-4	L
22	1-2	BOS	3-13	L
23	1-6	DET	0-5	L
24	1-8	@ MTL	2-8	L
25	1-9	MTL	5-6	L
26	1-13	CHI	2-5	L
27	1-15	@ BOS	5-7	L
28	1-16	BOS	8-6	W
29	1-22	@ TOR	5-1	W
30	1-23	@ DET	0-15	L
31	1-27	@ CHI	4-6	L
32	1-30	MTL	3-5	L
33	2-3	@ DET	2-12	L
34	2-5	@ BOS	2-7	L

1943-44 (CONT'D)

GAME	DATE	OPPONENT	SCORE	RESULT
35	2-6	CHI	4-4	T
36	2-10	DET	3-8	L
37	2-13	TOR	3-6	L
38	2-19	@ MTL	2-5	L
39	2-20	MTL	2-7	L
40	2-22	CHI	4-8	L
41	2-24	DET	3-3	T
42	2-27	@ CHI	2-4	L
43	3-2	@ DET	5-6	L
44	3-4	@ BOS	9-10	L
45	3-5	BOS	4-4	T
46	3-9	TOR	0-8	L
47	3-11	@ TOR	0-5	L
48	3-12	@ CHI	4-4	T
49	3-18	@ MTL	2-11	L
50	3-19	MTL	1-6	L

1944-45

GAME	DATE	OPPONENT	SCORE	RESULT
1	10-28	@ TOR	1-2	L
2	11-1	@ CHI	3-8	L
3	11-2	@ DET	3-10	L
4	11-9	TOR	3-6	L
5	11-11	DET	5-2	W
6	11-12	BOS	5-5	T
7	11-18	DET	2-2	T
8	11-19	MTL	2-6	L
9	11-23	@ CHI	4-4	T
10	11-26	@ BOS	4-8	L
11	11-30	@ MTL	7-5	W
12	12-2	@ TOR	3-4	L
13	12-7	DET	2-3	L
14	12-10	CHI	1-1	T
15	12-12	@ BOS	5-7	L
16	12-17	MTL	1-4	L
17	12-20	@ CHI	3-1	W

1944-45 (CONT'D)

GAME	DATE	OPPONENT	SCORE	RESULT
18	12-21	@ DET	3-11	L
19	12-24	CHI	3-3	T
20	12-27	TOR	2-8	L
21	12-30	@ MTL	1-4	L
22	12-31	BOS	3-2	W
23	1-4	DET	4-4	T
24	1-7	CHI	0-0	T
25	1-9	@ TOR	5-4	W
26	1-11	BOS	5-1	W
27	1-14	MTL	2-6	L
28	1-18	@ DET	3-7	L
29	1-20	@ MTL	2-5	L
30	1-21	@ BOS	3-14	L
31	1-24	@ CHI	4-3	W
32	1-27	@ TOR	0-3	L
33	1-28	TOR	0-7	L
34	2-4	@ BOS	3-3	T

1944-45 (CONT'D)

GAME	DATE	OPPONENT	SCORE	RESULT
35	2-8	@ MTL	4-9	L
36	2-11	MTL	3-4	L
37	2-14	@ DET	2-4	L
38	2-15	CHI	6-2	W
39	2-17	@ BOS	1-6	L
40	2-18	BOS	2-1	W
41	2-22	DET	5-3	W
42	2-24	@ TOR	4-4	T
43	2-25	BOS	4-4	T
44	3-1	CHI	3-5	L
45	3-4	TOR	3-6	L
46	3-7	@ CHI	3-6	L
47	3-8	@ DET	3-7	L
48	3-10	@ MTL	3-7	L
49	3-11	MTL	5-11	L
50	3-18	TOR	6-5	W

1945-46

GAME	DATE	OPPONENT	SCORE	RESULT
1	10-31	@ CHI	1-5	L
2	11-3	@ TOR	4-1	W
3	11-4	@ DET	1-4	L
4	11-8	CHI	4-5	L
5	11-10	DET	2-0	W
6	11-11	BOS	1-7	L
7	11-15	@ MTL	0-2	L
8	11-17	MTL	3-7	L
9	11-18	TOR	1-3	L
10	11-22	@ CHI	3-3	T
11	11-24	@ TOR	3-4	L
12	11-25	@ DET	4-1	W
13	11-28	@ BOS	1-5	L
14	12-1	@ MTL	3-4	L
15	12-9	TOR	2-1	W
16	12-13	CHI	4-7	L
17	12-16	MTL	2-4	L

1945-46 (CONT'D)

GAME	DATE	OPPONENT	SCORE	RESULT
18	12-19	@ BOS	7-8	L
19	12-22	@ TOR	5-5	T
20	12-23	TOR	3-4	L
21	12-26	DET	2-3	L
22	12-30	CHI	3-2	W
23	12-31	MTL	0-0	T
24	1-3	@ DET	3-3	T
25	1-6	BOS	4-2	W
26	1-12	@ MTL	3-9	L
27	1-13	CHI	3-2	W
28	1-16	@ BOS	2-3	L
29	1-17	BOS	2-4	L
30	1-19	@ TOR	1-3	L
31	1-20	@ CHI	1-9	L
32	1-26	@ MTL	3-5	L
33	1-27	DET	5-2	W
34	2-3	TOR	6-6	T

1945-46 (CONT'D)

GAME	DATE	OPPONENT	SCORE	RESULT
35	2-6	@ CHI	2-6	L
36	2-7	@ DET	2-4	L
37	2-10	CHI	2-2	T
38	2-14	BOS	2-2	T
39	2-16	@ BOS	6-2	W
40	2-17	MTL	4-5	L
41	2-21	DET	2-2	T
42	2-24	@ CHI	2-2	T
43	2-27	@ TOR	6-4	W
44	2-28	@ DET	1-4	L
45	3-3	TOR	2-5	L
46	3-6	@ MTL	3-7	L
47	3-10	DET	3-2	W
48	3-12	BOS	2-3	L
49	3-13	@ BOS	5-3	W
50	3-17	MTL	8-5	W

*Overtime

ALL-TIME RESULTS GAME-BY-GAME

1946-47

GAME	DATE	OPPONENT	SCORE	RESULT
1	10-17	@ MTL	0-3	L
2	10-20	@ DET	3-1	W
3	10-23	@ MTL	4-1	W
4	10-26	@ BOS	1-3	L
5	10-30	BOS	3-3	T
6	11-2	DET	7-4	W
7	11-3	@ DET	1-3	L
8	11-6	@ CHI	2-6	L
9	11-9	@ TOR	2-4	L
10	11-10	BOS	0-4	L
11	11-13	MTL	4-4	T
12	11-16	CHI	2-6	L
13	11-17	TOR	4-5	L
14	11-21	@ DET	1-3	L
15	11-23	@ MTL	3-2	W
16	11-24	@ CHI	5-1	W
17	11-27	@ BOS	2-5	L
18	12-1	@ CHI	2-1	W
19	12-4	MTL	2-1	W
20	12-8	@ BOS	6-4	W

1946-47 (CONT'D)

GAME	DATE	OPPONENT	SCORE	RESULT
21	12-11	DET	1-1	T
22	12-14	@ TOR	2-3	L
23	12-15	MTL	3-5	L
24	12-18	@ BOS	2-3	L
25	12-22	TOR	1-3	L
26	12-25	MTL	2-0	W
27	12-28	@ DET	2-2	T
28	12-29	BOS	2-2	T
29	12-31	DET	4-5	L
30	1-1	@ BOS	1-3	L
31	1-2	TOR	4-5	L
32	1-4	@ TOR	2-0	W
33	1-5	CHI	9-0	W
34	1-8	BOS	1-3	L
35	1-12	TOR	3-2	W
36	1-15	DET	4-3	W
37	1-18	@ MTL	2-6	L
38	1-19	CHI	5-3	W
39	1-22	@ CHI	4-2	W
40	1-25	@ TOR	1-0	W

1946-47 (CONT'D)

GAME	DATE	OPPONENT	SCORE	RESULT
41	2-1	@ MTL	1-2	L
42	2-2	MTL	7-1	W
43	2-5	@ CHI	3-2	W
44	2-9	@ DET	2-5	L
45	2-12	@ BOS	1-10	L
46	2-16	TOR	6-2	W
47	2-19	BOS	6-0	W
48	2-22	@ TOR	0-2	L
49	2-23	DET	2-2	T
50	2-26	CHI	7-9	L
51	3-2	BOS	2-3	L
52	3-3	CHI	4-9	L
53	3-5	@ CHI	3-1	W
54	3-9	TOR	2-4	L
55	3-12	DET	2-4	L
56	3-15	@ MTL	0-1	L
57	3-16	MTL	3-4	L
58	3-19	@ DET	0-2	L
59	3-22	@ TOR	3-5	L
60	3-23	CHI	4-3	W

1947-48

GAME	DATE	OPPONENT	SCORE	RESULT
1	10-16	@ MTL	2-1	W
2	10-19	@ BOS	1-3	L
3	10-22	TOR	1-3	L
4	10-29	BOS	1-3	L
5	11-1	DET	4-3	W
6	11-2	TOR	7-4	W
7	11-6	@ DET	1-2	L
8	11-8	@ TOR	2-7	L
9	11-9	@ CHI	5-8	L
10	11-12	BOS	2-8	L
11	11-15	CHI	3-5	L
12	11-16	MTL	4-2	W
13	11-19	@ DET	6-5	W
14	11-22	@ MTL	5-3	W
15	11-30	@ CHI	6-2	W
16	12-3	TOR	1-4	L
17	12-6	@ BOS	5-5	T
18	12-7	DET	3-1	W
19	12-10	MTL	4-4	T
20	12-11	@ MTL	4-2	W

1947-48 (CONT'D)

GAME	DATE	OPPONENT	SCORE	RESULT
21	12-13	@ TOR	4-1	W
22	12-14	DET	1-1	T
23	12-17	BOS	5-2	W
24	12-21	MTL	3-4	L
25	12-23	@ CHI	1-7	L
26	12-25	@ DET	2-0	W
27	12-28	TOR	1-1	T
28	12-31	BOS	7-3	W
29	1-1	@ BOS	1-4	L
30	1-3	@ TOR	5-5	T
31	1-4	CHI	1-4	L
32	1-7	@ DET	0-6	L
33	1-10	@ MTL	1-1	T
34	1-11	MTL	3-1	W
35	1-14	CHI	4-2	W
36	1-18	TOR	2-2	T
37	1-21	DET	3-4	L
38	1-25	@ BOS	4-6	L
39	1-28	@ CHI	3-2	W
40	1-31	@ MTL	4-2	W

1947-48 (CONT'D)

GAME	DATE	OPPONENT	SCORE	RESULT
41	2-1	CHI	2-2	T
42	2-4	@ DET	4-4	T
43	2-7	@ TOR	0-3	L
44	2-8	@ CHI	2-2	T
45	2-14	@ BOS	4-4	T
46	2-15	TOR	4-4	T
47	2-18	DET	1-3	L
48	2-22	BOS	4-1	W
49	2-25	CHI	4-7	L
50	2-29	MTL	5-3	W
51	3-2	TOR	1-0	W
52	3-3	@ DET	2-4	L
53	3-6	@ TOR	1-2	L
54	3-7	DET	2-2	T
55	3-10	@ BOS	3-6	L
56	3-13	@ MTL	2-3	L
57	3-14	MTL	3-6	L
58	3-16	BOS	2-6	L
59	3-17	@ CHI	5-2	W
60	3-21	CHI	3-4	L

1948-49

GAME	DATE	OPPONENT	SCORE	RESULT
1	10-14	@ MTL	1-1	T
2	10-17	@ DET	0-7	L
3	10-24	@ BOS	1-4	L
4	10-27	DET	2-3	L
5	10-31	BOS	2-0	W
6	11-6	@ TOR	3-3	T
7	11-7	@ CHI	2-4	L
8	11-10	CHI	4-3	W
9	11-13	MTL	1-3	L
10	11-14	TOR	4-4	T
11	11-17	@ DET	4-4	T
12	11-21	@ BOS	4-1	W
13	11-25	@ CHI	4-6	L
14	11-27	@ TOR	0-3	L
15	11-30	CHI	2-4	L
16	12-4	@ MTL	1-3	L
17	12-5	DET	1-3	L
18	12-7	BOS	2-2	T
19	12-11	@ DET	3-5	L
20	12-12	DET	2-0	W

1948-49 (CONT'D)

GAME	DATE	OPPONENT	SCORE	RESULT
21	12-15	TOR	3-1	W
22	12-18	@ TOR	3-3	T
23	12-19	MTL	3-2	W
24	12-23	@ CHI	3-2	W
25	12-25	@ MTL	2-0	W
26	12-26	CHI	1-2	L
27	12-31	BOS	2-2	T
28	1-1	@ BOS	1-4	L
29	1-2	TOR	4-2	W
30	1-5	CHI	3-1	W
31	1-9	MTL	1-1	T
32	1-12	DET	1-4	L
33	1-15	@ TOR	1-2	L
34	1-16	TOR	4-0	W
35	1-19	BOS	2-5	L
36	1-20	@ MTL	1-2	L
37	1-23	@ CHI	2-2	T
38	1-26	@ DET	5-1	W
39	1-30	MTL	9-0	W
40	2-2	@ BOS	3-5	L

1948-49 (CONT'D)

GAME	DATE	OPPONENT	SCORE	RESULT
41	2-5	@ TOR	1-1	T
42	2-6	@ CHI	2-0	W
43	2-9	@ DET	0-8	L
44	2-10	CHI	1-3	L
45	2-12	@ BOS	2-4	L
46	2-13	TOR	0-3	L
47	2-16	DET	4-0	W
48	2-19	@ MTL	1-3	L
49	2-20	MTL	3-2	W
50	2-23	BOS	2-3	L
51	2-27	DET	3-2	W
52	3-2	@ CHI	2-5	L
53	3-5	@ TOR	1-7	L
54	3-6	TOR	3-4	L
55	3-9	@ BOS	1-8	L
56	3-12	@ MTL	0-3	L
57	3-13	MTL	1-1	T
58	3-15	BOS	2-4	L
59	3-16	@ DET	2-6	L
60	3-20	CHI	5-1	W

ALL-TIME RESULTS GAME-BY-GAME

1949-50

GAME	DATE	OPPONENT	SCORE	RESULT
1	10-15	@ MTL	1-3	L
2	10-16	@ BOS	2-2	T
3	10-19	@ DET	1-6	L
4	10-22	@ TOR	2-2	T
5	10-25	@ CHI	2-1	W
6	10-26	BOS	5-2	W
7	10-29	CHI	0-2	L
8	10-30	TOR	2-4	L
9	11-2	@ TOR	3-3	T
10	11-6	@ DET	0-7	L
11	11-9	MTL	2-2	T
12	11-12	MTL	3-5	L
13	11-13	DET	1-1	T
14	11-16	BOS	2-1	W
15	11-20	@ CHI	5-2	W
16	11-23	@ DET	3-4	L
17	11-26	@ MTL	1-5	L
18	11-27	@ BOS	1-1	T
19	11-30	MTL	5-2	W
20	12-3	@ TOR	0-2	L
21	12-4	CHI	4-0	W
22	12-7	CHI	2-1	W
23	12-10	@ DET	1-0	W
24	12-11	DET	2-1	W

1949-50 (CONT'D)

GAME	DATE	OPPONENT	SCORE	RESULT
25	12-14	@ CHI	3-5	L
26	12-17	@ BOS	3-1	W
27	12-18	TOR	0-2	L
28	12-21	MTL	4-1	W
29	12-24	@ MTL	0-0	T
30	12-25	TOR	3-1	W
31	12-28	CHI	5-2	W
32	12-31	BOS	4-1	W
33	1-1	@ BOS	0-6	L
34	1-4	DET	2-1	W
35	1-7	@ MTL	3-1	W
36	1-8	CHI	1-1	T
37	1-11	TOR	1-2	L
38	1-14	@ DET	2-4	L
39	1-15	DET	0-1	L
40	1-18	BOS	2-4	L
41	1-21	@ TOR	1-2	L
42	1-22	@ CHI	3-4	L
43	1-25	@ TOR	1-5	L
44	1-28	@ BOS	2-2	T
45	1-29	MTL	2-0	W
46	2-1	@ BOS	2-3	L
47	2-2	@ MTL	1-4	L
48	2-5	@ DET	5-5	T

1949-50 (CONT'D)

GAME	DATE	OPPONENT	SCORE	RESULT
49	2-9	@ CHI	5-3	W
50	2-12	DET	4-0	W
51	2-15	BOS	2-2	T
52	2-18	@ MTL	4-2	W
53	2-19	TOR	2-1	W
54	2-22	CHI	3-0	W
55	2-23	@ CHI	7-3	W
56	2-25	@ TOR	2-4	L
57	2-26	BOS	4-3	W
58	3-1	DET	2-5	L
59	3-4	@ BOS	1-5	L
60	3-5	TOR	5-2	W
61	3-8	@ CHI	4-2	W
62	3-9	DET	3-1	W
63	3-11	@ TOR	0-4	L
64	3-12	MTL	1-5	L
65	3-15	BOS	1-4	L
66	3-18	@ MTL	3-5	L
67	3-19	MTL	2-4	L
68	3-21	CHI	3-6	L
69	3-22	@ DET	7-8	L
70	3-26	TOR	5-3	W

1950-51

GAME	DATE	OPPONENT	SCORE	RESULT
1	10-11	@ DET	2-3	L
2	10-15	@ CHI	3-2	W
3	10-19	@ MTL	0-4	L
4	10-21	@ TOR	0-5	L
5	10-22	@ BOS	0-0	T
6	10-25	BOS	1-1	T
7	10-28	@ MTL	1-5	L
8	10-29	MTL	2-2	T
9	11-2	@ DET	2-2	T
10	11-4	@ TOR	2-2	T
11	11-5	@ CHI	1-3	L
12	11-8	TOR	3-5	L
13	11-11	@ MTL	1-1	T
14	11-12	CHI	1-4	L
15	11-15	BOS	3-4	L
16	11-18	@ TOR	4-5	L
17	11-19	DET	3-3	T
18	11-22	MTL	3-2	W
19	11-25	@ BOS	3-3	T
20	11-26	TOR	2-3	L
21	11-29	CHI	1-1	T
22	12-2	@ BOS	3-2	W
23	12-3	BOS	3-5	L
24	12-6	DET	0-9	L

1950-51 (CONT'D)

GAME	DATE	OPPONENT	SCORE	RESULT
25	12-9	@ DET	0-5	L
26	12-10	@ CHI	3-3	T
27	12-13	MTL	3-2	W
28	12-16	@ MTL	1-1	T
29	12-17	DET	3-3	T
30	12-20	BOS	4-4	T
31	12-24	CHI	6-1	W
32	12-25	@ DET	1-4	L
33	12-27	TOR	3-1	W
34	12-31	BOS	3-0	W
35	1-1	@ BOS	2-3	L
36	1-3	DET	5-3	W
37	1-6	@ TOR	4-2	W
38	1-7	CHI	3-2	W
39	1-10	MTL	0-3	L
40	1-13	@ DET	2-4	L
41	1-14	TOR	2-1	W
42	1-17	BOS	3-3	T
43	1-20	@ MTL	2-2	T
44	1-21	@ BOS	1-5	L
45	1-25	@ CHI	2-1	W
46	1-27	@ TOR	1-2	L
47	1-28	DET	5-3	W
48	2-1	@ DET	2-3	L

1950-51 (CONT'D)

GAME	DATE	OPPONENT	SCORE	RESULT
49	2-4	@ CHI	4-4	T
50	2-7	@ BOS	2-2	T
51	2-11	MTL	3-1	W
52	2-14	CHI	5-1	W
53	2-15	@ CHI	7-3	W
54	2-17	@ TOR	0-2	L
55	2-18	TOR	2-5	L
56	2-21	BOS	2-2	T
57	2-24	@ MTL	2-6	L
58	2-25	DET	6-2	W
59	3-1	@ CHI	4-1	W
60	3-3	@ BOS	3-3	T
61	3-4	MTL	2-2	T
62	3-7	CHI	3-1	W
63	3-10	@ DET	2-3	L
64	3-11	MTL	5-5	T
65	3-14	TOR	1-3	L
66	3-15	@ MTL	3-5	L
67	3-17	@ TOR	1-3	L
68	3-18	TOR	1-4	L
69	3-21	DET	1-4	L
70	3-25	CHI	5-2	W

1951-52

GAME	DATE	OPPONENT	SCORE	RESULT
1	10-14	@ CHI	2-3	L
2	10-18	@ MTL	2-3	L
3	10-20	@ TOR	3-2	W
4	10-21	@ BOS	1-1	T
5	10-24	BOS	1-3	L
6	10-28	MTL	2-1	W
7	10-29	@ MTL	1-6	L
8	11-1	@ CHI	2-4	L
9	11-3	@ TOR	2-1	W
10	11-4	@ DET	2-4	L
11	11-7	DET	4-4	T
12	11-11	CHI	3-2	W
13	11-14	TOR	2-2	T
14	11-17	@ MTL	2-3	L
15	11-18	DET	2-5	L
16	11-21	BOS	3-3	T
17	11-22	@ DET	1-2	L
18	11-25	MTL	2-1	W
19	11-27	@ BOS	1-1	T
20	11-28	CHI	6-3	W
21	12-1	@ TOR	2-8	L
22	12-2	@ CHI	4-6	L
23	12-5	BOS	2-3	L
24	12-9	TOR	7-2	W

1951-52 (CONT'D)

GAME	DATE	OPPONENT	SCORE	RESULT
25	12-11	@ BOS	2-4	L
26	12-12	BOS	6-3	W
27	12-15	@ TOR	1-4	L
28	12-16	DET	1-3	L
29	12-19	MTL	4-2	W
30	12-23	CHI	3-2	W
31	12-25	@ DET	1-2	L
32	12-26	DET	1-0	W
33	12-29	@ MTL	2-7	L
34	12-30	TOR	2-2	T
35	1-1	@ BOS	4-2	W
36	1-2	DET	1-0	W
37	1-6	CHI	3-2	W
38	1-9	TOR	1-2	L
39	1-10	@ DET	2-5	L
40	1-13	MTL	2-2	T
41	1-16	CHI	4-6	L
42	1-17	@ CHI	6-6	T
43	1-20	@ DET	3-2	W
44	1-22	@ BOS	3-3	T
45	1-26	@ TOR	3-3	T
46	1-27	@ MTL	3-5	L
47	1-31	@ MTL	0-1	L
48	2-3	@ DET	3-4	L

1951-52 (CONT'D)

GAME	DATE	OPPONENT	SCORE	RESULT
49	2-7	@ CHI	3-1	W
50	2-9	@ BOS	4-2	W
51	2-10	TOR	3-4	L
52	2-13	BOS	6-2	W
53	2-16	@ MTL	1-5	L
54	2-17	MTL	3-2	W
55	2-19	@ TOR	3-3	T
56	2-20	DET	1-1	T
57	2-24	BOS	5-2	W
58	2-27	TOR	1-3	L
59	2-28	@ CHI	2-2	T
60	3-1	@ MTL	1-3	L
61	3-2	DET	4-6	L
62	3-4	@ BOS	1-4	L
63	3-6	@ CHI	5-3	W
64	3-9	MTL	0-2	L
65	3-12	CHI	10-2	W
66	3-15	@ TOR	2-5	L
67	3-16	TOR	2-4	L
68	3-19	BOS	6-4	W
69	3-20	@ DET	3-7	L
70	3-23	CHI	6-7	L

*Overtime

ALL-TIME RESULTS GAME-BY-GAME

1952-53					1952-53 (CONT'D)					1952-53 (CONT'D)				
GAME	DATE	OPPONENT	SCORE	RESULT	GAME	DATE	OPPONENT	SCORE	RESULT	GAME	DATE	OPPONENT	SCORE	RESULT
1	10-9	@ DET	3-5	L	25	12-7	MTL	2-2	T	49	2-5	@ DET	3-3	T
2	10-12	@ CHI	0-2	L	26	12-10	BOS	1-4	L	50	2-8	MTL	1-1	T
3	10-16	@ MTL	1-3	L	27	12-14	TOR	2-2	T	51	2-11	DET	2-2	T
4	10-18	@ TOR	3-4	L	28	12-17	BOS	5-0	W	52	2-14	@ BOS	4-5	L
5	10-19	@ BOS	2-2	T	29	12-18	@ MTL	2-6	L	53	2-15	TOR	1-2	L
6	10-22	BOS	3-3	T	30	12-20	@ DET	1-1	T	54	2-18	BOS	4-2	W
7	10-26	DET	3-2	W	31	12-21	DET	2-5	L	55	2-19	@ CHI	4-2	W
8	10-29	CHI	1-3	L	32	12-25	@ BOS	2-1	W	56	2-21	@ MTL	1-4	L
9	10-30	@ CHI	3-8	L	33	12-28	CHI	3-6	L	57	2-22	DET	1-2	L
10	11-1	@ MTL	1-4	L	34	12-31	TOR	3-3	T	58	2-25	BOS	2-1	W
11	11-2	MTL	2-2	T	35	1-4	BOS	5-2	W	59	2-28	@ TOR	0-3	L
12	11-5	@ TOR	1-4	L	36	1-7	CHI	4-6	L	60	3-1	TOR	4-2	W
13	11-9	@ DET	1-3	L	37	1-8	@ MTL	4-4	T	61	3-4	CHI	1-4	L
14	11-12	CHI	5-2	W	38	1-11	MTL	7-0	W	62	3-5	@ DET	1-7	L
15	11-13	@ CHI	2-6	L	39	1-14	DET	3-2	W	63	3-7	@ BOS	2-1	W
16	11-16	TOR	3-6	L	40	1-17	@ TOR	0-1	L	64	3-8	MTL	4-3	W
17	11-19	DET	2-2	T	41	1-18	@ CHI	0-2	L	65	3-11	DET	0-2	L
18	11-23	MTL	2-2	T	42	1-22	@ DET	8-2	W	66	3-14	@ MTL	2-3	L
19	11-26	TOR	4-2	W	43	1-24	@ BOS	0-9	L	67	3-15	TOR	1-1	T
20	11-27	@ BOS	1-3	L	44	1-25	@ BOS	2-1	W	68	3-18	BOS	1-2	L
21	11-30	CHI	1-1	T	45	1-28	MTL	1-2	L	69	3-21	@ TOR	0-5	L
22	12-3	CHI	3-5	L	46	1-29	@ MTL	2-5	L	70	3-22	CHI	1-3	L
23	12-4	@ DET	3-5	L	47	1-31	@ TOR	0-4	L					
24	12-6	@ TOR	2-2	T	48	2-1	@ CHI	1-0	W					

1953-54					1953-54 (CONT'D)					1953-54 (CONT'D)				
GAME	DATE	OPPONENT	SCORE	RESULT	GAME	DATE	OPPONENT	SCORE	RESULT	GAME	DATE	OPPONENT	SCORE	RESULT
1	10-8	@ DET	1-4	L	25	12-5	@ CHI	1-2	L	49	1-30	@ MTL	2-1	W
2	10-11	@ CHI	5-3	W	26	12-6	TOR	3-3	T	50	2-4	@ CHI	3-2	W
3	10-15	@ MTL	1-6	L	27	12-9	DET	3-3	T	51	2-6	@ MTL	3-4	L
4	10-17	@ TOR	1-1	T	28	12-12	@ MTL	2-7	L	52	2-7	MTL	1-4	L
5	10-18	@ BOS	2-3	L	29	12-13	TOR	1-2	L	53	2-10	DET	3-2	W
6	10-22	BOS	4-3	W	30	12-16	BOS	4-3	W	54	2-13	@ BOS	0-1	L
7	10-25	MTL	1-2	L	31	12-19	@ TOR	2-3	L	55	2-14	TOR	3-3	T
8	10-28	CHI	1-6	L	32	12-20	MTL	3-1	W	56	2-17	BOS	2-1	W
9	10-31	@ TOR	1-4	L	33	12-23	DET	2-1	W	57	2-19	@ CHI	3-0	W
10	11-1	TOR	2-2	T	34	12-26	@ MTL	0-2	L	58	2-21	TOR	6-1	W
11	11-5	@ MTL	3-4	L	35	12-27	CHI	1-4	L	59	2-24	BOS	3-5	L
12	11-7	@ CHI	3-1	W	36	12-29	BOS	2-6	L	60	2-27	@ MTL	0-5	L
13	11-8	@ DET	2-2	T	37	1-1	@ BOS	2-1	W	61	2-28	MTL	2-0	W
14	11-11	CHI	3-2	W	38	1-3	MTL	4-3	W	62	3-3	@ TOR	3-3	T
15	11-14	DET	2-3	L	39	1-6	CHI	4-3	W	63	3-5	@ CHI	0-0	T
16	11-15	@ DET	1-4	L	40	1-10	TOR	4-1	W	64	3-7	TOR	0-4	L
17	11-18	CHI	3-1	W	41	1-13	DET	1-3	L	65	3-10	CHI	4-2	W
18	11-21	@ TOR	0-1	L	42	1-14	@ CHI	2-0	W	66	3-11	@ BOS	0-1	L
19	11-22	DET	2-3	L	43	1-16	@ TOR	0-4	L	67	3-13	@ DET	5-2	W
20	11-25	BOS	5-3	W	44	1-17	@ DET	3-2	W	68	3-14	DET	2-0	W
21	11-26	@ BOS	2-5	L	45	1-20	BOS	8-3	W	69	3-20	@ TOR	5-2	W
22	11-29	MTL	2-1	W	46	1-23	@ BOS	4-3	W	70	3-21	MTL	1-3	L
23	12-2	CHI	3-3	T	47	1-24	@ BOS	1-2	L					
24	12-3	@ DET	0-4	L	48	1-28	@ DET	3-3	T					

1954-55					1954-55 (CONT'D)					1954-55 (CONT'D)				
GAME	DATE	OPPONENT	SCORE	RESULT	GAME	DATE	OPPONENT	SCORE	RESULT	GAME	DATE	OPPONENT	SCORE	RESULT
1	10-9	@ DET	0-4	L	25	12-5	MTL	3-3	T	49	1-27	@ DET	3-3	T
2	10-10	@ CHI	2-1	W	26	12-8	CHI	1-2	L	50	1-29	@ TOR	3-1	W
3	10-14	@ BOS	3-5	L	27	12-9	@ DET	2-3	L	51	1-30	@ CHI	2-4	L
4	10-16	@ TOR	4-2	W	28	12-11	@ DET	1-4	L	52	2-5	@ MTL	1-3	L
5	10-20	BOS	6-2	W	29	12-12	TOR	1-1	T	53	2-6	MTL	3-7	L
6	10-23	@ MTL	1-7	L	30	12-15	DET	3-3	T	54	2-9	CHI	2-2	T
7	10-24	MTL	4-2	W	31	12-16	@ MTL	1-5	L	55	2-12	@ BOS	5-5	T
8	10-27	DET	5-2	W	32	12-18	@ TOR	1-3	L	56	2-13	MTL	4-1	W
9	10-30	@ TOR	1-3	L	33	12-19	TOR	3-3	T	57	2-16	BOS	2-2	T
10	10-31	CHI	1-1	T	34	12-22	DET	2-2	T	58	2-19	@ MTL	2-10	L
11	11-4	@ CHI	1-3	L	35	12-25	@ MTL	1-4	L	59	2-20	DET	0-5	L
12	11-7	@ DET	0-1	L	36	12-26	CHI	4-4	T	60	2-23	TOR	1-3	L
13	11-10	TOR	1-2	L	37	12-30	BOS	6-1	W	61	2-25	@ CHI	2-2	T
14	11-13	CHI	3-5	L	38	1-1	@ BOS	0-4	L	62	2-27	MTL	1-7	L
15	11-14	@ CHI	5-0	W	39	1-2	BOS	3-3	T	63	2-2	BOS	1-2	L
16	11-17	BOS	2-2	T	40	1-5	CHI	2-3	L	64	3-5	@ DET	2-6	L
17	11-20	@ MTL	1-4	L	41	1-8	@ TOR	0-5	L	65	3-6	DET	1-2	L
18	11-21	TOR	2-2	T	42	1-9	MTL	1-7	L	66	3-12	@ TOR	2-1	W
19	11-24	BOS	3-1	W	43	1-12	TOR	0-0	T	67	3-13	CHI	5-2	W
20	11-25	@ BOS	2-2	T	44	1-14	@ CHI	6-2	W	68	3-16	@ CHI	1-1	T
21	11-27	@ TOR	1-3	L	45	1-16	@ DET	0-3	L	69	3-19	@ MTL	2-4	L
22	11-28	MTL	4-1	W	46	1-19	DET	2-0	W	70	3-20	TOR	3-2	W
23	12-1	DET	1-6	L	47	1-22	@ BOS	1-3	L					
24	12-4	@ BOS	3-6	L	48	1-23	@ BOS	2-0	W					

*Overtime

ALL-TIME RESULTS GAME-BY-GAME

1955-56					1955-56 (CONT'D)					1955-56 (CONT'D)				
GAME	DATE	OPPONENT	SCORE	RESULT	GAME	DATE	OPPONENT	SCORE	RESULT	GAME	DATE	OPPONENT	SCORE	RESULT
1	10-7	@ CHI	7-4	W	25	12-7	TOR	3-1	W	49	2-4	@ BOS	1-7	L
2	10-9	@ DET	3-2	W	26	12-10	@ TOR	1-6	L	50	2-5	MTL	3-3	T
3	10-15	@ MTL	1-4	L	27	12-11	@ DET	0-2	L	51	2-8	BOS	3-3	T
4	10-16	@ BOS	1-4	L	28	12-14	CHI	1-4	L	52	2-11	@ TOR	0-5	L
5	10-19	TOR	6-2	W	29	12-15	@ MTL	0-2	L	53	2-12	DET	2-1	W
6	10-22	@ TOR	2-3	L	30	12-18	TOR	4-1	W	54	2-14	@ DET	3-5	L
7	10-23	CHI	5-4	W	31	12-21	BOS	3-3	T	55	2-15	CHI	6-1	W
8	10-26	DET	6-2	W	32	12-25	MTL	5-1	W	56	2-18	@ MTL	4-9	L
9	10-29	BOS	0-1	L	33	12-29	CHI	2-4	L	57	2-19	BOS	0-3	L
10	11-3	@ DET	1-1	T	34	12-31	BOS	6-2	W	58	2-22	TOR	2-4	L
11	11-5	@ TOR	3-0	W	35	1-1	@ BOS	4-2	W	59	2-23	@ MTL	2-5	L
12	11-6	@ CHI	4-2	W	36	1-4	DET	5-4	W	60	2-26	DET	3-2	W
13	11-9	MTL	1-1	T	37	1-8	CHI	3-5	L	61	2-28	@ DET	1-4	L
14	11-10	@ BOS	1-5	L	38	1-11	MTL	6-1	W	62	2-29	BOS	4-2	W
15	11-13	TOR	4-1	W	39	1-12	@ DET	0-6	L	63	3-3	@ BOS	2-5	L
16	11-16	DET	3-3	T	40	1-14	@ TOR	6-5	W	64	3-4	CHI	3-2	W
17	11-19	@ MTL	1-6	L	41	1-15	@ CHI	2-0	W	65	3-8	@ CHI	6-4	W
18	11-20	MTL	1-1	T	42	1-17	@ CHI	2-2	T	66	3-10	@ TOR	2-5	L
19	11-23	BOS	4-0	W	43	1-21	@ MTL	1-3	L	67	3-11	TOR	4-2	W
20	11-24	@ BOS	5-0	W	44	1-22	@ BOS	1-3	L	68	3-15	DET	2-2	T
21	11-27	MTL	3-3	T	45	1-26	@ DET	2-3	L	69	3-17	@ MTL	2-7	L
22	11-30	CHI	6-1	W	46	1-28	@ TOR	3-1	W	70	3-18	MTL	1-3	L
23	12-2	@ CHI	2-1	W	47	1-29	@ CHI	6-2	W					
24	12-4	DET	7-3	W	48	2-1	TOR	5-2	W					

1956-57					1956-57 (CONT'D)					1956-57 (CONT'D)				
GAME	DATE	OPPONENT	SCORE	RESULT	GAME	DATE	OPPONENT	SCORE	RESULT	GAME	DATE	OPPONENT	SCORE	RESULT
1	10-12	@ CHI	3-0	W	25	12-9	DET	4-2	W	49	2-3	@ BOS	1-4	L
2	10-14	@ DET	1-2	L	26	12-13	@ DET	1-2	L	50	2-6	BOS	3-2	W
3	10-17	BOS	2-0	W	27	12-15	@ TOR	1-2	L	51	2-7	@ CHI	4-4	T
4	10-20	@ MTL	0-5	L	28	12-16	MTL	4-2	W	52	2-9	@ TOR	4-4	T
5	10-21	CHI	4-1	W	29	12-21	@ CHI	3-2	W	53	2-10	MTL	5-4	W
6	10-24	MTL	3-2	W	30	12-23	TOR	1-3	L	54	2-14	@ DET	2-3	L
7	10-28	TOR	1-1	T	31	12-25	@ DET	1-8	L	55	2-16	@ MTL	2-1	W
8	10-31	@ TOR	2-7	L	32	12-27	CHI	3-2	W	56	2-17	TOR	3-2	W
9	11-4	@ BOS	1-4	L	33	12-29	@ MTL	3-6	L	57	2-20	BOS	5-2	W
10	11-7	BOS	2-4	L	34	12-31	DET	0-1	L	58	2-23	@ MTL	1-4	L
11	11-8	@ MTL	2-4	L	35	1-1	@ BOS	3-5	L	59	2-24	MTL	4-3	W
12	11-10	DET	4-6	L	36	1-5	CHI	4-1	W	60	2-27	CHI	6-6	T
13	11-14	MTL	3-5	L	37	1-6	MTL	2-3	L	61	3-2	@ BOS	3-2	W
14	11-17	BOS	4-4	T	38	1-9	TOR	3-4	L	62	3-3	DET	1-1	T
15	11-18	@ CHI	2-2	T	39	1-11	@ CHI	7-4	W	63	3-7	@ CHI	2-2	T
16	11-21	TOR	3-3	T	40	1-12	@ DET	5-4	W	64	3-9	@ TOR	2-1	W
17	11-22	@ BOS	4-3	W	41	1-13	DET	2-3	L	65	3-10	DET	4-1	W
18	11-24	@ MTL	1-6	L	42	1-19	@ MTL	0-5	L	66	3-13	BOS	1-2	L
19	11-25	MTL	1-1	T	43	1-20	@ DET	2-5	L	67	3-16	@ TOR	1-14	L
20	11-28	BOS	1-1	W	44	1-23	@ TOR	4-4	T	68	3-17	TOR	3-5	L
21	11-29	@ DET	1-4	L	45	1-26	@ BOS	5-3	W	69	3-23	@ BOS	4-2	W
22	12-2	TOR	4-2	W	46	1-27	@ CHI	3-2	W	70	3-24	CHI	4-4	T
23	12-5	CHI	2-2	T	47	1-30	CHI	2-7	L					
24	12-8	@ TOR	0-0	T	48	2-2	DET	4-5	L					

1957-58					1957-58 (CONT'D)					1957-58 (CONT'D)				
GAME	DATE	OPPONENT	SCORE	RESULT	GAME	DATE	OPPONENT	SCORE	RESULT	GAME	DATE	OPPONENT	SCORE	RESULT
1	10-10	@ DET	3-2	W	25	12-1	@ DET	5-1	W	49	1-29	BOS	1-1	T
2	10-12	@ MTL	2-2	T	26	12-4	CHI	0-2	L	50	2-1	CHI	3-2	W
3	10-13	@ BOS	1-3	L	27	12-7	@ TOR	3-3	T	51	2-2	@ BOS	3-4	L
4	10-16	BOS	2-6	L	28	12-8	TOR	1-2	L	52	2-8	@ DET	5-2	W
5	10-20	CHI	6-1	W	29	12-12	@ MTL	2-3	L	53	2-9	MTL	1-3	L
6	10-23	TOR	3-0	W	30	12-14	@ DET	4-4	T	54	2-14	@ CHI	3-1	W
7	10-26	@ TOR	0-3	L	31	12-15	DET	4-2	W	55	2-16	BOS	3-2	W
8	10-27	MTL	4-1	W	32	12-18	MTL	5-4	W	56	2-19	CHI	3-2	W
9	10-30	DET	0-4	L	33	12-19	@ BOS	3-3	T	57	2-22	@ MTL	2-2	T
10	10-31	@ BOS	3-0	W	34	12-21	@ MTL	4-2	W	58	2-23	TOR	4-2	W
11	11-2	BOS	5-0	W	35	12-22	TOR	5-2	W	59	2-26	CHI	4-3	W
12	11-3	@ CHI	3-2	W	36	12-25	CHI	1-3	L	60	3-1	@ TOR	5-4	W
13	11-5	@ DET	1-1	T	37	12-28	@ TOR	1-6	L	61	3-2	DET	4-4	T
14	11-6	@ TOR	4-2	W	38	12-29	MTL	3-4	L	62	3-8	@ MTL	3-2	W
15	11-9	@ CHI	0-5	L	39	1-4	BOS	4-7	L	63	3-9	DET	2-4	L
16	11-13	CHI	2-2	T	40	1-5	MTL	0-4	L	64	3-11	@ DET	2-2	T
17	11-16	@ MTL	4-2	W	41	1-8	TOR	5-5	T	65	3-12	@ CHI	3-2	W
18	11-17	MTL	4-2	W	42	1-11	@ MTL	3-9	L	66	3-15	@ BOS	4-0	W
19	11-20	DET	1-1	T	43	1-12	DET	2-3	L	67	3-16	MTL	2-3	L
20	11-22	@ CHI	4-2	W	44	1-16	@ BOS	3-2	W	68	3-19	BOS	1-1	T
21	11-24	TOR	1-5	L	45	1-18	@ CHI	3-2	W	69	3-22	@ TOR	7-0	W
22	11-27	BOS	2-5	L	46	1-19	@ DET	6-1	W	70	3-23	TOR	3-2	W
23	11-28	@ BOS	0-1	L	47	1-25	@ TOR	1-7	L					
24	11-30	DET	1-3	L	48	1-26	@ CHI	3-4	L					

*Overtime

ALL-TIME RESULTS GAME-BY-GAME

1958-59					1958-59 (CONT'D)					1958-59 (CONT'D)				
GAME	DATE	OPPONENT	SCORE	RESULT	GAME	DATE	OPPONENT	SCORE	RESULT	GAME	DATE	OPPONENT	SCORE	RESULT
1	10-8	@ CHI	1-1	T	25	12-3	CHI	4-2	W	49	2-1	DET	5-4	W
2	10-11	@ BOS	4-4	T	26	12-6	@ MTL	0-6	L	50	2-5	@ DET	5-0	W
3	10-12	@ DET	0-3	L	27	12-7	TOR	0-2	L	51	2-7	CHI	3-6	L
4	10-15	BOS	4-4	T	28	12-10	DET	1-2	L	52	2-8	@ BOS	1-4	L
5	10-18	@ MTL	2-2	T	29	12-13	@ TOR	4-4	T	53	2-11	BOS	3-5	L
6	10-19	MTL	3-5	L	30	12-14	CHI	3-3	T	54	2-12	@ DET	0-1	L
7	10-25	CHI	6-2	W	31	12-18	@ DET	2-0	W	55	2-15	MTL	1-5	L
8	10-26	TOR	3-2	W	32	12-21	TOR	5-1	W	56	2-18	@ CHI	2-4	L
9	10-29	BOS	2-2	T	33	12-25	@ MTL	1-4	L	57	2-21	DET	1-1	T
10	10-30	@ DET	1-4	L	34	12-28	MTL	5-3	W	58	2-22	MTL	5-1	W
11	11-1	@ TOR	3-4	L	35	12-31	BOS	4-3	W	59	2-25	DET	6-3	W
12	11-2	DET	1-2	L	36	1-1	@ BOS	5-2	W	60	2-28	@ MTL	1-6	L
13	11-4	@ CHI	2-4	L	37	1-3	@ MTL	1-5	L	61	3-1	TOR	1-1	T
14	11-8	@ MTL	6-5	W	38	1-4	TOR	2-4	L	62	3-7	@ CHI	6-1	W
15	11-9	@ BOS	5-1	W	39	1-7	CHI	0-4	L	63	3-8	DET	4-2	W
16	11-15	BOS	4-2	W	40	1-10	DET	3-3	T	64	3-11	CHI	3-5	L
17	11-16	MTL	2-1	W	41	1-11	@ CHI	4-3	W	65	3-12	@ BOS	4-5	L
18	11-19	TOR	7-4	W	42	1-14	@ TOR	3-2	W	66	3-14	@ TOR	0-5	L
19	11-22	@ TOR	2-2	T	43	1-17	@ CHI	1-7	L	67	3-15	TOR	5-6	L
20	11-23	DET	1-3	L	44	1-18	@ DET	4-2	W	68	3-18	BOS	3-5	L
21	11-26	MTL	5-3	W	45	1-24	@ MTL	1-3	L	69	3-21	@ DET	5-2	W
22	11-27	@ BOS	1-3	L	46	1-26	@ BOS	8-3	W	70	3-22	MTL	2-4	L
23	11-29	BOS	1-3	L	47	1-28	CHI	1-3	L					
24	11-30	@ CHI	2-2	T	48	1-31	@ TOR	5-2	W					

1959-60					1959-60 (CONT'D)					1959-60 (CONT'D)				
GAME	DATE	OPPONENT	SCORE	RESULT	GAME	DATE	OPPONENT	SCORE	RESULT	GAME	DATE	OPPONENT	SCORE	RESULT
1	10-7	@ CHI	2-5	L	25	12-5	@ TOR	3-6	L	49	1-31	DET	3-3	T
2	10-10	@ BOS	4-6	L	26	12-6	TOR	6-0	W	50	2-3	TOR	2-4	L
3	10-11	@ DET	2-4	L	27	12-12	@ BOS	4-3	W	51	2-4	@ DET	3-1	W
4	10-14	BOS	3-4	L	28	12-13	BOS	4-3	W	52	2-6	CHI	1-5	L
5	10-17	@ MTL	4-2	W	29	12-19	@ MTL	3-5	L	53	2-7	MTL	4-1	W
6	10-18	MTL	5-6	L	30	12-20	MTL	6-5	W	54	2-10	@ CHI	1-5	L
7	10-21	TOR	2-3	L	31	12-23	CHI	0-3	L	55	2-14	@ BOS	0-3	L
8	10-24	@ TOR	1-1	T	32	12-25	@ DET	5-2	W	56	2-17	CHI	1-5	L
9	10-25	CHI	3-1	W	33	12-26	@ TOR	0-4	L	57	2-20	@ MTL	3-3	T
10	10-28	DET	3-3	T	34	12-27	TOR	3-6	L	58	2-21	BOS	7-2	W
11	11-1	MTL	1-3	L	35	12-29	BOS	3-4	L	59	2-24	DET	2-2	T
12	11-4	@ TOR	1-4	L	36	1-1	@ BOS	3-7	L	60	2-27	@ MTL	2-3	L
13	11-5	@ MTL	2-8	L	37	1-3	MTL	8-3	W	61	2-28	TOR	3-5	L
14	11-8	@ DET	3-3	T	38	1-6	CHI	1-2	L	62	3-5	@ CHI	0-5	L
15	11-11	BOS	6-3	W	39	1-9	DET	3-3	T	63	3-6	DET	3-1	W
16	11-14	DET	0-4	L	40	1-10	@ DET	4-3	W	64	3-9	CHI	1-1	T
17	11-15	TOR	2-2	T	41	1-14	@ BOS	0-6	L	65	3-10	@ BOS	3-3	T
18	11-18	@ CHI	3-5	L	42	1-16	@ TOR	1-3	L	66	3-12	@ TOR	4-1	W
19	11-22	DET	3-5	L	43	1-17	@ CHI	1-3	L	67	3-13	TOR	2-2	T
20	11-25	BOS	3-3	T	44	1-21	@ MTL	2-11	L	68	3-16	BOS	2-3	L
21	11-26	@ BOS	3-4	L	45	1-23	@ CHI	1-2	L	69	3-19	@ DET	3-6	L
22	11-28	@ CHI	2-6	L	46	1-24	@ DET	2-2	T	70	3-20	MTL	3-1	W
23	11-29	CHI	2-6	T	47	1-27	MTL	2-2	T					
24	12-3	@ MTL	7-4	W	48	1-30	@ TOR	2-3	L					

1960-61					1960-61 (CONT'D)					1960-61 (CONT'D)				
GAME	DATE	OPPONENT	SCORE	RESULT	GAME	DATE	OPPONENT	SCORE	RESULT	GAME	DATE	OPPONENT	SCORE	RESULT
1	10-5	BOS	2-1	W	25	12-7	DET	1-3	L	49	2-2	@ MTL	5-7	L
2	10-8	@ TOR	5-2	W	26	12-10	@ BOS	3-0	W	50	2-4	@ BOS	2-1	W
3	10-9	@ CHI	2-3	L	27	12-11	BOS	2-2	T	51	2-5	BOS	5-2	W
4	10-11	MTL	2-3	L	28	12-14	@ CHI	0-4	L	52	2-8	@ TOR	3-5	L
5	10-15	@ MTL	4-8	L	29	12-15	@ DET	1-1	T	53	2-9	@ DET	2-4	L
6	10-16	TOR	2-7	L	30	12-17	@ MTL	0-2	L	54	2-11	MTL	3-3	T
7	10-19	CHI	2-0	W	31	12-18	TOR	2-3	L	55	2-12	@ BOS	3-8	L
8	10-23	MTL	2-4	L	32	12-21	CHI	2-2	T	56	2-15	@ CHI	2-5	L
9	10-26	DET	4-3	W	33	12-25	MTL	4-1	W	57	2-18	@ MTL	4-7	L
10	10-27	@ BOS	4-6	L	34	12-28	DET	3-4	L	58	2-19	TOR	4-2	W
11	10-30	TOR	1-3	L	35	12-31	@ TOR	1-2	L	59	2-22	CHI	4-2	W
12	11-2	@ CHI	4-4	T	36	1-1	TOR	1-4	L	60	2-26	MTL	1-3	L
13	11-5	@ TOR	3-7	L	37	1-4	CHI	2-3	L	61	3-1	BOS	3-1	W
14	11-6	@ DET	2-5	L	38	1-7	@ MTL	3-6	L	62	3-2	@ CHI	1-7	L
15	11-9	DET	3-4	L	39	1-8	MTL	4-2	W	63	3-4	@ TOR	4-5	L
16	11-10	@ MTL	7-9	L	40	1-12	@ BOS	4-4	T	64	3-5	DET	8-3	W
17	11-13	MTL	1-2	L	41	1-14	@ DET	2-2	T	65	3-8	CHI	3-4	L
18	11-16	BOS	4-3	W	42	1-15	@ CHI	3-1	W	66	3-9	@ MTL	1-6	L
19	11-20	DET	3-4	L	43	1-18	@ TOR	4-4	T	67	3-12	DET	7-3	W
20	11-23	BOS	6-3	W	44	1-21	@ CHI	3-5	L	68	3-14	@ DET	2-5	L
21	11-24	@ BOS	5-3	W	45	1-22	@ DET	5-3	W	69	3-15	@ BOS	2-6	L
22	11-27	CHI	3-3	T	46	1-25	BOS	2-1	W	70	3-19	TOR	2-2	T
23	12-3	@ TOR	2-5	L	47	1-29	TOR	1-4	L					
24	12-4	@ DET	4-1	W	48	2-1	CHI	3-1	W					

*Overtime

ALL-TIME RESULTS GAME-BY-GAME

1961-62

GAME	DATE	OPPONENT	SCORE	RESULT
1	10-11	@ BOS	6-2	W
2	10-12	BOS	6-3	W
3	10-14	@ MTL	1-3	L
4	10-15	TOR	2-1	W
5	10-18	MTL	2-5	L
6	10-19	@ CHI	4-2	W
7	10-21	@ DET	4-4	T
8	10-22	DET	4-5	L
9	10-25	CHI	1-1	T
10	10-28	@ TOR	1-5	L
11	10-29	TOR	4-2	W
12	10-31	@ CHI	4-2	W
13	11-2	@ DET	0-1	L
14	11-4	@ MTL	3-3	T
15	11-8	BOS	4-4	T
16	11-12	CHI	4-1	W
17	11-18	MTL	4-4	T
18	11-19	TOR	5-3	W
19	11-22	DET	4-0	W
20	11-23	@ BOS	4-3	W
21	11-25	@ TOR	0-6	L
22	11-26	MTL	2-2	T
23	12-2	@ BOS	1-3	L
24	12-3	BOS	3-1	W

1961-62 (CONT'D)

GAME	DATE	OPPONENT	SCORE	RESULT
25	12-6	CHI	3-8	L
26	12-7	@ DET	3-3	T
27	12-9	@ MTL	2-2	T
28	12-10	TOR	2-3	L
29	12-16	@ TOR	2-4	L
30	12-17	@ CHI	1-3	L
31	12-20	DET	6-1	W
32	12-23	CHI	7-3	W
33	12-25	@ DET	6-4	W
34	12-27	MTL	0-3	L
35	12-31	BOS	4-7	L
36	1-1	@ BOS	4-2	W
37	1-3	@ CHI	1-2	L
38	1-6	@ MTL	1-5	L
39	1-7	TOR	3-4	L
40	1-13	@ CHI	2-4	L
41	1-14	@ DET	1-2	L
42	1-17	@ TOR	2-4	L
43	1-21	@ CHI	1-3	L
44	1-24	DET	0-3	L
45	1-27	@ MTL	1-5	L
46	1-28	CHI	0-3	L
47	1-31	BOS	5-0	W
48	2-1	@ BOS	5-3	W

1961-62 (CONT'D)

GAME	DATE	OPPONENT	SCORE	RESULT
49	2-3	@ TOR	1-4	L
50	2-4	MTL	2-1	W
51	2-7	DET	2-2	T
52	2-10	CHI	2-1	W
53	2-11	@ BOS	5-3	W
54	2-14	@ CHI	3-4	L
55	2-15	@ DET	3-4	L
56	2-17	@ TOR	3-5	L
57	2-18	TOR	6-2	W
58	2-21	BOS	4-2	W
59	2-24	@ MTL	2-4	L
60	2-25	MTL	3-3	T
61	2-28	BOS	2-2	T
62	3-3	@ TOR	1-3	L
63	3-4	DET	2-4	L
64	3-6	@ DET	5-4	W
65	3-11	MTL	1-2	L
66	3-14	DET	3-2	W
67	3-17	@ MTL	0-2	L
68	3-18	TOR	2-2	T
69	3-22	@ BOS	4-3	W
70	3-25	CHI	4-1	W

1962-63

GAME	DATE	OPPONENT	SCORE	RESULT
1	10-11	DET	1-2	L
2	10-13	@ MTL	3-6	L
3	10-14	TOR	5-3	W
4	10-17	CHI	1-5	L
5	10-21	MTL	3-3	T
6	10-27	@ TOR	5-1	W
7	10-28	CHI	3-5	L
8	10-30	@ CHI	3-5	L
9	11-1	@ DET	0-4	L
10	11-3	@ MTL	3-3	T
11	11-4	@ BOS	4-3	W
12	11-7	TOR	1-5	L
13	11-10	@ TOR	3-5	L
14	11-11	DET	2-3	L
15	11-14	BOS	6-2	W
16	11-17	CHI	3-4	L
17	11-18	TOR	3-1	W
18	11-21	BOS	4-2	W
19	11-22	@ BOS	7-1	W
20	11-24	@ TOR	1-4	L
21	11-25	MTL	1-3	L
22	11-29	@ DET	5-0	W
23	12-2	@ CHI	1-5	L
24	12-5	DET	3-3	T

1962-63 (CONT'D)

GAME	DATE	OPPONENT	SCORE	RESULT
25	12-8	@ BOS	3-3	T
26	12-9	BOS	2-4	L
27	12-12	@ CHI	3-4	L
28	12-13	@ DET	2-3	L
29	12-15	@ MTL	4-2	W
30	12-16	DET	5-2	W
31	12-22	@ TOR	2-4	L
32	12-23	CHI	1-3	L
33	12-25	@ BOS	2-6	L
34	12-27	BOS	9-3	W
35	12-30	MTL	4-4	T
36	12-31	@ DET	1-1	T
37	1-2	TOR	3-2	W
38	1-5	@ MTL	2-2	T
39	1-6	MTL	0-6	L
40	1-12	@ CHI	1-3	L
41	1-13	@ DET	2-4	L
42	1-19	@ BOS	5-3	W
43	1-20	@ CHI	2-6	L
44	1-23	CHI	3-3	T
45	1-26	@ MTL	4-2	W
46	1-27	TOR	2-4	L
47	1-30	DET	1-6	L
48	2-2	@ TOR	2-2	T

1962-63 (CONT'D)

GAME	DATE	OPPONENT	SCORE	RESULT
49	2-3	BOS	4-6	L
50	2-6	MTL	6-3	W
51	2-9	CHI	3-3	T
52	2-10	@ CHI	2-4	L
53	2-12	@ BOS	3-6	L
54	2-16	@ TOR	2-4	L
55	2-17	TOR	4-1	W
56	2-20	BOS	3-3	T
57	2-23	@ MTL	3-6	L
58	2-24	DET	2-3	L
59	2-26	@ DET	4-3	W
60	2-28	@ CHI	6-1	W
61	3-2	@ TOR	3-4	L
62	3-3	DET	2-3	L
63	3-6	CHI	5-2	W
64	3-9	@ MTL	5-2	W
65	3-10	MTL	1-5	L
66	3-14	@ DET	4-9	L
67	3-17	TOR	1-2	L
68	3-20	BOS	5-1	W
69	3-21	@ BOS	2-2	T
70	3-24	MTL	5-0	W

1963-64

GAME	DATE	OPPONENT	SCORE	RESULT
1	10-9	@ CHI	1-3	L
2	10-12	@ MTL	2-6	L
3	10-16	DET	3-0	W
4	10-20	BOS	5-1	W
5	10-24	@ BOS	2-0	W
6	10-26	@ TOR	4-6	L
7	10-27	CHI	1-4	L
8	10-30	BOS	4-3	W
9	10-31	@ DET	1-4	L
10	11-3	MTL	3-5	L
11	11-5	@ CHI	2-3	L
12	11-7	@ DET	0-1	L
13	11-9	@ MTL	2-4	L
14	11-14	TOR	4-5	L
15	11-16	@ TOR	4-5	L
16	11-17	DET	5-2	W
17	11-20	BOS	1-1	T
18	11-24	TOR	3-3	T
19	11-27	DET	3-2	W
20	11-28	@ BOS	3-5	L
21	11-30	CHI	2-3	L
22	12-1	@ CHI	3-3	T
23	12-5	@ MTL	2-4	L
24	12-7	@ BOS	6-8	L

1963-64 (CONT'D)

GAME	DATE	OPPONENT	SCORE	RESULT
25	12-8	BOS	2-2	T
26	12-11	CHI	2-6	L
27	12-12	@ MTL	4-6	L
28	12-14	@ TOR	3-5	L
29	12-15	MTL	4-2	W
30	12-18	DET	1-1	T
31	12-22	TOR	1-1	T
32	12-25	@ DET	3-4	L
33	12-27	CHI	4-2	W
34	12-29	MTL	2-6	L
35	1-1	@ CHI	5-2	W
36	1-4	DET	5-2	W
37	1-5	TOR	3-2	W
38	1-9	@ BOS	5-3	W
39	1-12	@ DET	3-5	L
40	1-15	@ TOR	5-4	W
41	1-18	@ CHI	1-6	L
42	1-19	@ DET	3-1	W
43	1-22	BOS	6-4	W
44	1-23	@ MTL	2-4	L
45	1-25	@ TOR	1-1	T
46	1-26	DET	3-2	W
47	1-30	@ BOS	3-1	W
48	2-1	CHI	2-2	T

1963-64 (CONT'D)

GAME	DATE	OPPONENT	SCORE	RESULT
49	2-2	MTL	4-2	W
50	2-5	BOS	2-3	L
51	2-6	@ BOS	0-4	L
52	2-8	MTL	2-8	L
53	2-9	@ DET	2-4	L
54	2-12	@ CHI	2-5	L
55	2-16	TOR	4-2	W
56	2-19	CHI	2-7	L
57	2-22	@ TOR	2-5	L
58	2-23	TOR	3-4	L
59	2-27	@ BOS	4-2	W
60	2-29	@ MTL	0-4	L
61	3-1	DET	2-2	T
62	3-4	CHI	4-3	W
63	3-7	@ MTL	3-2	W
64	3-8	MTL	0-0	T
65	3-11	BOS	3-5	L
66	3-14	@ TOR	3-7	L
67	3-15	TOR	1-3	L
68	3-17	@ CHI	0-4	L
69	3-19	@ DET	3-9	L
70	3-22	MTL	1-2	L

*Overtime

ALL-TIME RESULTS GAME-BY-GAME

1964-65					1964-65 (CONT'D)					1964-65 (CONT'D)				
GAME	DATE	OPPONENT	SCORE	RESULT	GAME	DATE	OPPONENT	SCORE	RESULT	GAME	DATE	OPPONENT	SCORE	RESULT
1	10-12	@ BOS	6-2	W	25	12-12	@ MTL	1-7	L	49	2-6	@ BOS	2-3	L
2	10-13	MTL	0-3	L	26	12-13	TOR	3-3	T	50	2-7	BOS	8-3	W
3	10-17	@ MTL	2-2	T	27	12-16	DET	3-7	L	51	2-13	CHI	0-3	L
4	10-18	TOR	3-3	T	28	12-19	@ TOR	3-6	L	52	2-14	@ DET	2-6	L
5	10-21	DET	0-1	L	29	12-20	MTL	2-3	L	53	2-17	@ CHI	4-5	L
6	10-24	@ TOR	1-1	T	30	12-23	@ MTL	0-2	L	54	2-20	@ DET	2-3	L
7	10-25	CHI	2-5	L	31	12-25	@ BOS	3-0	W	55	2-21	MTL	2-2	T
8	10-28	BOS	3-1	W	32	12-26	BOS	0-2	L	56	2-24	@ MTL	1-6	L
9	11-1	MTL	3-1	W	33	12-27	@ DET	1-3	L	57	2-27	@ TOR	4-3	W
10	11-3	@ CHI	1-2	L	34	12-29	CHI	2-4	L	58	2-28	TOR	6-2	W
11	11-5	@ DET	1-3	L	35	1-1	@ CHI	1-2	L	59	3-3	BOS	1-6	L
12	11-7	@ TOR	1-0	W	36	1-3	TOR	3-3	T	60	3-4	@ BOS	4-3	W
13	11-11	BOS	4-2	W	37	1-6	BOS	5-2	W	61	3-6	@ MTL	1-2	L
14	11-15	DET	2-6	L	38	1-9	@ MTL	6-5	W	62	3-7	DET	5-6	L
15	11-17	@ DET	2-1	W	39	1-10	TOR	0-6	L	63	3-10	CHI	1-1	T
16	11-22	DET	3-3	T	40	1-14	@ BOS	2-5	L	64	3-14	MTL	4-6	L
17	11-25	TOR	6-3	W	41	1-16	@ CHI	6-3	W	65	3-19	DET	6-6	T
18	11-26	@ BOS	1-6	L	42	1-17	@ DET	4-2	W	66	3-20	@ TOR	1-4	L
19	11-28	@ TOR	4-1	W	43	1-23	@ TOR	1-1	T	67	3-21	TOR	1-10	L
20	11-29	MTL	2-5	L	44	1-24	@ CHI	2-7	L	68	3-23	@ CHI	3-2	W
21	12-2	CHI	3-3	T	45	1-27	BOS	5-2	W	69	3-25	@ DET	4-7	L
22	12-5	@ BOS	3-3	T	46	1-30	@ MTL	1-5	L	70	3-28	MTL	3-5	L
23	12-6	@ CHI	4-1	W	47	1-31	DET	1-4	L					
24	12-9	CHI	1-6	L	48	2-3	CHI	1-4	L					

1965-66					1965-66 (CONT'D)					1965-66 (CONT'D)				
GAME	DATE	OPPONENT	SCORE	RESULT	GAME	DATE	OPPONENT	SCORE	RESULT	GAME	DATE	OPPONENT	SCORE	RESULT
1	10-24	MTL	3-4	L	25	12-18	@ TOR	4-8	L	49	2-12	BOS	9-2	W
2	10-27	@ MTL	3-4	L	26	12-19	MTL	3-2	W	50	2-13	@ CHI	1-6	L
3	10-30	@ BOS	8-2	W	27	12-22	@ CHI	3-4	L	51	2-16	CHI	2-5	L
4	11-3	TOR	2-2	T	28	12-23	@ DET	2-4	L	52	2-19	@ TOR	3-1	W
5	11-6	@ TOR	4-2	W	29	12-25	@ BOS	2-4	L	53	2-20	MTL	3-5	L
6	11-7	DET	3-2	W	30	12-26	BOS	6-4	W	54	2-23	DET	5-0	W
7	11-10	BOS	2-2	T	31	12-29	CHI	0-3	L	55	2-26	@ MTL	3-4	L
8	11-11	@ DET	3-3	T	32	1-1	@ MTL	1-5	L	56	2-27	TOR	2-2	T
9	11-13	@ TOR	2-5	L	33	1-2	MTL	3-6	L	57	3-2	BOS	5-3	W
10	11-14	@ CHI	4-2	W	34	1-8	CHI	6-4	W	58	3-3	@ BOS	5-4	W
11	11-17	CHI	3-5	L	35	1-9	BOS	1-3	L	59	3-6	DET	1-1	T
12	11-20	@ MTL	3-9	L	36	1-15	@ DET	4-4	T	60	3-9	CHI	1-0	W
13	11-21	DET	3-3	T	37	1-16	@ CHI	6-5	W	61	3-12	@ CHI	2-4	L
14	11-24	BOS	4-1	W	38	1-19	@ TOR	2-6	L	62	3-13	MTL	3-2	W
15	11-25	@ BOS	2-6	L	39	1-22	@ BOS	3-5	L	63	3-16	BOS	1-3	L
16	11-27	CHI	0-1	L	40	1-23	@ DET	1-5	L	64	3-19	@ MTL	2-6	L
17	11-28	TOR	2-4	L	41	1-26	DET	4-3	W	65	3-20	@ BOS	3-4	L
18	12-1	TOR	2-2	T	42	1-29	@ MTL	2-6	L	66	3-23	DET	1-2	L
19	12-4	@ MTL	3-4	L	43	1-30	TOR	8-4	W	67	3-27	TOR	1-5	L
20	12-5	CHI	2-6	L	44	2-2	@ CHI	3-4	L	68	3-31	@ DET	3-5	L
21	12-8	@ CHI	2-2	T	45	2-5	@ BOS	3-5	L	69	4-2	@ TOR	3-3	T
22	12-9	@ DET	3-7	L	46	2-6	MTL	0-4	L	70	4-3	MTL	1-4	L
23	12-11	DET	2-4	L	47	2-9	@ TOR	0-3	L					
24	12-12	TOR	1-1	T	48	2-10	@ DET	2-6	L					

1966-67					1966-67 (CONT'D)					1966-67 (CONT'D)				
GAME	DATE	OPPONENT	SCORE	RESULT	GAME	DATE	OPPONENT	SCORE	RESULT	GAME	DATE	OPPONENT	SCORE	RESULT
1	10-19	CHI	3-6	L	25	12-14	DET	4-1	W	49	2-12	MTL	4-4	T
2	10-22	@ TOR	4-4	T	26	12-17	@ TOR	3-1	W	50	2-15	@ TOR	0-6	L
3	10-23	TOR	1-0	W	27	12-18	@ DET	0-5	L	51	2-18	CHI	4-1	W
4	10-27	@ DET	3-5	L	28	12-21	BOS	5-1	W	52	2-19	@ CHI	3-2	W
5	10-29	@ MTL	0-3	L	29	12-24	@ MTL	4-3	W	53	2-22	DET	1-0	W
6	11-3	@ BOS	7-1	W	30	12-25	@ CHI	1-0	W	54	2-25	@ MTL	5-0	W
7	11-5	@ TOR	1-3	L	31	12-27	CHI	2-3	L	55	2-26	TOR	2-4	L
8	11-6	TOR	3-3	T	32	12-29	DET	4-2	W	56	3-1	@ CHI	1-6	L
9	11-8	@ CHI	1-3	L	33	12-31	@ MTL	0-3	L	57	3-4	@ BOS	4-4	T
10	11-9	BOS	3-3	T	34	1-1	TOR	1-2	L	58	3-5	MTL	0-2	L
11	11-12	@ MTL	6-3	W	35	1-4	@ TOR	1-1	T	59	3-8	DET	1-3	L
12	11-13	DET	5-2	W	36	1-8	MTL	2-1	W	60	3-11	@ TOR	2-2	T
13	11-16	CHI	2-2	T	37	1-12	@ BOS	3-0	W	61	3-12	MTL	2-2	T
14	11-19	@ BOS	3-3	T	38	1-14	@ CHI	3-5	L	62	3-15	CHI	1-3	L
15	11-20	MTL	1-2	L	39	1-15	@ DET	2-0	W	63	3-18	@ MTL	2-4	L
16	11-23	BOS	5-4	W	40	1-21	@ BOS	2-6	L	64	3-19	BOS	3-1	W
17	11-26	CHI	4-1	W	41	1-22	@ DET	2-7	L	65	3-22	@ CHI	3-3	T
18	11-27	TOR	5-0	W	42	1-25	BOS	2-1	W	66	3-23	@ DET	1-4	L
19	11-30	@ CHI	5-0	W	43	1-28	@ MTL	2-3	L	67	3-26	TOR	4-0	W
20	12-3	@ BOS	2-2	T	44	1-29	DET	2-4	L	68	3-29	DET	10-5	W
21	12-4	MTL	1-3	L	45	2-4	@ BOS	4-3	W	69	4-1	@ TOR	1-5	L
22	12-7	BOS	4-2	W	46	2-5	TOR	4-1	W	70	4-2	CHI	0-8	L
23	12-8	@ DET	4-2	W	47	2-8	BOS	1-2	L					
24	12-11	MTL	4-2	W	48	2-11	@ DET	3-6	L					

*Overtime

ALL-TIME RESULTS GAME-BY-GAME

1967-68					1967-68 (CONT'D)					1967-68 (CONT'D)				
GAME	DATE	OPPONENT	SCORE	RESULT	GAME	DATE	OPPONENT	SCORE	RESULT	GAME	DATE	OPPONENT	SCORE	RESULT
1	10-11	@ CHI	6-3	W	26	12-10	MTL	3-2	W	51	2-9	@ DET	3-2	W
2	10-15	@ DET	2-3	L	27	12-13	@ CHI	2-5	L	52	2-10	@ PIT	2-2	T
3	10-18	MTL	2-2	T	28	12-16	@ TOR	2-4	L	53	2-11	DET	3-3	T
4	10-21	@ TOR	5-3	W	29	12-17	STL	5-3	W	54	2-15	@ MIN	6-2	W
5	10-22	PIT	6-4	W	30	12-20	DET	2-0	W	55	2-17	@ TOR	3-2	W
6	10-25	CHI	2-2	T	31	12-23	BOS	0-4	L	56	2-18	PHI	3-1	W
7	10-26	@ MTL	1-1	T	32	12-25	@ PHI	3-1	W	57	2-21	MTL	2-7	L
8	10-29	TOR	3-2	W	33	12-27	MIN	3-3	T	58	2-24	@ MTL	6-1	W
9	10-31	@ LAK	6-1	W	34	12-30	CHI	3-3	T	59	2-25	TOR	3-1	W
10	11-1	@ OAK	2-0	W	35	12-31	TOR	4-0	W	60	2-29	@ DET	4-2	W
11	11-4	@ TOR	2-4	L	36	1-3	BOS	5-5	T	61	3-2	PHI	4-0	W
12	11-8	BOS	3-6	L	37	1-6	@ MTL	2-5	L	62	3-3	CHI	4-0	W
13	11-12	OAK	5-3	W	38	1-7	TOR	6-2	W	63	3-6	DET	6-1	W
14	11-16	@ PHI	2-3	L	39	1-10	@ CHI	3-3	T	64	3-9	@ MIN	1-1	T
15	11-18	@ BOS	1-3	L	40	1-13	@ STL	3-1	W	65	3-10	LAK	3-4	L
16	11-19	MIN	5-2	W	41	1-17	@ CHI	4-2	W	66	3-13	BOS	1-2	L
17	11-22	CHI	1-7	L	42	1-19	@ LAK	2-5	L	67	3-14	@ MTL	1-3	L
18	11-23	BOS	2-4	L	43	1-20	OAK	3-0	W	68	3-17	PIT	3-0	W
19	11-26	STL	1-0	W	44	1-24	BOS	2-1	L	69	3-20	@ CHI	5-3	W
20	11-29	DET	1-3	L	45	1-27	@ STL	3-4	L	70	3-23	@ TOR	1-3	L
21	12-2	@ PIT	4-1	W	46	1-28	OAK	4-2	W	71	3-24	TOR	4-2	W
22	12-3	LAK	4-2	W	47	1-31	CHI	2-3	L	72	3-28	@ BOS	5-4	W
23	12-6	DET	3-3	T	48	2-1	@ MTL	2-5	L	73	3-30	@ DET	3-1	W
24	12-7	@ BOS	1-3	L	49	2-3	@ BOS	3-3	T	74	3-31	MTL	4-2	W
25	12-9	@ DET	2-3	L	50	2-4	MTL	3-0	W					

1968-69					1968-69 (CONT'D)					1968-69 (CONT'D)				
GAME	DATE	OPPONENT	SCORE	RESULT	GAME	DATE	OPPONENT	SCORE	RESULT	GAME	DATE	OPPONENT	SCORE	RESULT
1	10-13	@ CHI	2-5	L	27	12-11	BOS	2-2	T	53	2-8	STL	2-0	W
2	10-16	@ PHI	3-1	W	28	12-14	@ MIN	1-4	L	54	2-9	@ PHI	3-3	T
3	10-17	DET	2-7	L	29	12-15	PHI	1-3	L	55	2-12	@ OAK	2-3	L
4	10-20	LAK	7-0	W	30	12-18	CHI	1-3	L	56	2-13	@ LAK	1-4	L
5	10-23	OAK	5-1	W	31	12-21	@ STL	2-2	T	57	2-15	@ TOR	2-6	L
6	10-26	@ MIN	3-0	W	32	12-22	MIN	4-2	W	58	2-16	TOR	4-2	W
7	10-27	TOR	3-5	L	33	12-25	@ PHI	2-2	T	59	2-19	DET	1-1	T
8	10-30	PIT	7-3	W	34	12-26	OAK	3-1	W	60	2-23	BOS	9-0	W
9	10-31	@ PHI	2-1	W	35	12-28	@ MTL	3-5	L	61	2-26	CHI	5-3	W
10	11-3	MIN	2-1	W	36	12-29	MTL	3-1	W	62	3-1	@ BOS	5-8	L
11	11-6	@ LAK	0-2	L	37	1-2	BOS	2-4	L	63	3-2	STL	2-1	W
12	11-8	@ OAK	3-2	W	38	1-4	@ TOR	3-5	L	64	3-5	@ CHI	4-4	T
13	11-10	@ CHI	4-2	W	39	1-5	MIN	5-1	W	65	3-6	@ DET	4-1	W
14	11-13	STL	1-3	L	40	1-9	@ PHI	3-1	W	66	3-8	@ PIT	5-3	W
15	11-16	@ PIT	2-1	W	41	1-11	@ DET	2-3	L	67	3-9	MTL	2-2	T
16	11-17	MTL	3-2	W	42	1-14	@ LAK	1-3	L	68	3-12	PIT	4-3	W
17	11-20	LAK	4-2	W	43	1-17	@ OAK	3-1	W	69	3-16	DET	6-4	W
18	11-23	@ BOS	1-5	L	44	1-18	@ STL	2-2	T	70	3-19	@ MIN	4-2	W
19	11-24	OAK	3-2	W	45	1-23	LAK	3-1	W	71	3-22	@ MTL	1-3	L
20	11-27	CHI	2-4	L	46	1-25	CHI	3-0	W	72	3-23	BOS	4-2	W
21	11-30	@ BOS	4-1	W	47	1-26	MTL	3-2	W	73	3-26	@ CHI	4-6	L
22	12-1	TOR	3-1	W	48	1-29	DET	2-0	W	74	3-27	@ BOS	3-3	T
23	12-4	@ MTL	4-2	W	49	1-30	@ STL	4-3	W	75	3-29	@ TOR	4-2	W
24	12-4	@ DET	2-4	L	50	2-1	@ MTL	2-6	L	76	3-30	TOR	4-0	W
25	12-7	@ TOR	2-5	L	51	2-2	PIT	7-3	W					
26	12-8	DET	2-5	L	52	2-5	@ PIT	2-3	L					

1969-70					1969-70 (CONT'D)					1969-70 (CONT'D)				
GAME	DATE	OPPONENT	SCORE	RESULT	GAME	DATE	OPPONENT	SCORE	RESULT	GAME	DATE	OPPONENT	SCORE	RESULT
1	10-12	@ BOS	1-2	L	27	12-11	@ BOS	1-2	L	53	2-15	MTL	2-0	W
2	10-15	MIN	4-3	W	28	12-13	@ MIN	5-2	W	54	2-18	PHI	3-3	T
3	10-18	@ MTL	3-7	L	29	12-14	TOR	1-3	L	55	2-19	@ DET	3-3	T
4	10-19	TOR	1-0	W	30	12-17	@ PHI	2-2	T	56	2-21	@ CHI	2-4	L
5	10-22	CHI	1-1	T	31	12-20	@ TOR	5-2	W	57	2-22	TOR	5-3	W
6	10-25	@ DET	4-1	W	32	12-21	OAK	3-1	W	58	2-25	STL	2-1	W
7	10-26	MTL	3-8	L	33	12-26	PIT	2-3	L	59	2-26	@ BOS	3-5	L
8	10-29	PIT	3-1	W	34	12-28	LAK	3-3	T	60	2-28	@ DET	3-3	T
9	10-30	@ PHI	3-3	T	35	12-31	CHI	2-1	W	61	3-1	CHI	1-3	L
10	11-1	@ TOR	3-2	W	36	1-3	@ MIN	3-3	T	62	3-4	DET	0-2	L
11	11-2	STL	6-4	W	37	1-4	OAK	5-2	W	63	3-6	@ STL	1-3	L
12	11-5	@ CHI	1-3	L	38	1-7	@ PIT	5-3	W	64	3-8	PIT	0-0	T
13	11-7	@ OAK	8-1	W	39	1-11	@ MTL	1-4	L	65	3-11	@ MTL	3-5	L
14	11-8	@ LAK	4-1	W	40	1-14	@ TOR	7-1	W	66	3-14	@ CHI	4-7	L
15	11-12	DET	4-2	W	41	1-15	@ PHI	4-4	T	67	3-15	MIN	2-4	L
16	11-15	@ BOS	6-5	W	42	1-17	@ MIN	3-1	W	68	3-18	@ PIT	2-0	W
17	11-16	STL	4-2	W	43	1-22	@ STL	3-4	L	69	3-19	@ PHI	2-2	T
18	11-19	@ CHI	1-1	T	44	1-24	BOS	8-1	W	70	3-22	TOR	2-5	L
19	11-22	@ STL	5-0	W	45	1-25	LAK	3-2	W	71	3-25	BOS	1-3	L
20	11-23	OAK	5-2	W	46	1-28	@ LAK	4-5	L	72	3-28	@ MTL	1-1	T
21	11-26	BOS	3-0	W	47	1-30	@ OAK	2-1	W	73	3-29	MTL	4-1	W
22	11-29	PHI	2-2	T	48	2-1	PIT	6-0	W	74	4-1	@ TOR	2-1	W
23	11-30	MIN	2-2	T	49	2-4	DET	5-1	W	75	4-4	@ DET	2-6	L
24	12-3	CHI	3-3	T	50	2-8	LAK	5-1	W	76	4-5	@ DET	9-5	W
25	12-7	MTL	6-3	W	51	2-11	@ LAK	6-2	W					
26	12-10	BOS	5-2	W	52	2-13	@ OAK	2-4	L					

*Overtime

ALL-TIME RESULTS GAME-BY-GAME

1970-71					1970-71(CONT'D)					1970-71 (CONT'D)				
GAME	DATE	OPPONENT	SCORE	RESULT	GAME	DATE	OPPONENT	SCORE	RESULT	GAME	DATE	OPPONENT	SCORE	RESULT
1	10-10	@ STL	1-3	L	27	12-9	@ LAK	2-2	T	53	2-6	@ VAN	6-4	W
2	10-14	BUF	3-0	W	28	12-11	@ CAR	2-1	W	54	2-9	@ BOS	3-6	L
3	10-17	@ TOR	6-2	W	29	12-13	LAK	4-0	W	55	2-10	MIN	4-3	W
4	10-18	MTL	1-0	W	30	12-16	BUF	4-0	W	56	2-13	@ STL	1-2	L
5	10-21	TOR	3-2	W	31	12-19	@ MIN	5-3	W	57	2-14	STL	2-1	W
6	10-24	@ MIN	4-1	W	32	12-20	VAN	5-1	W	58	2-17	@ MTL	0-3	L
7	10-25	CGS	2-2	T	33	12-22	@ BUF	7-2	W	59	2-20	@ PIT	2-0	W
8	10-28	DET	4-1	W	34	12-23	PIT	6-1	W	60	2-21	DET	4-1	W
9	10-31	@ BOS	0-6	L	35	12-26	@ DET	4-7	L	61	2-24	PHI	4-2	W
10	11-1	CHI	5-2	W	36	12-27	STL	4-4	T	62	2-27	@ PIT	4-0	W
11	11-4	@ CGS	1-3	L	37	12-29	CGS	3-2	W	63	3-28	VAN	4-2	W
12	11-7	@ LAK	6-2	W	38	1-2	@ PIT	3-1	W	64	3-3	CGS	8-1	W
13	11-11	PIT	3-3	T	39	1-3	MTL	6-5	W	65	3-6	@ DET	2-2	T
14	11-14	@ CHI	1-2	L	40	1-9	@ MIN	1-0	W	66	3-7	LAK	4-2	W
15	11-15	TOR	4-2	W	41	1-10	@ STL	4-2	W	67	3-10	@ CHI	4-2	W
16	11-18	@ LAK	5-3	W	42	1-12	@ VAN	4-2	W	68	3-12	PHI	7-2	W
17	11-21	@ MTL	5-4	W	43	1-15	@ CGS	1-3	L	69	3-14	TOR	1-0	L
18	11-22	BOS	2-0	W	44	1-17	@ CHI	3-4	L	70	3-18	@ PHI	1-2	L
19	11-25	@ PHI	1-3	L	45	1-20	PHI	3-3	T	71	3-15	@ TOR	1-3	L
20	11-26	@ BUF	2-2	T	46	1-21	@ BUF	5-5	T	72	3-21	MTL	2-6	L
21	11-28	BOS	3-3	T	47	1-24	MIN	6-2	W	73	3-23	BUF	7-2	W
22	11-29	PIT	6-2	W	48	1-27	BOS	2-2	T	74	3-27	@ BOS	6-3	W
23	12-2	STL	4-2	W	49	1-30	@ PHI	2-5	L	75	3-28	BOS	2-1	W
24	12-5	@ TOR	1-0	W	50	1-31	LAK	2-2	T	76	3-31	CHI	4-2	W
25	12-6	VAN	4-1	W	51	2-3	CHI	2-4	L	77	4-3	@ MTL	2-7	L
26	12-8	@ VAN	1-4	L	52	2-4	@ DET	1-0	W	78	4-4	DET	6-0	W

1971-72					1971-72 (CONT'D)					1971-72 (CONT'D)				
GAME	DATE	OPPONENT	SCORE	RESULT	GAME	DATE	OPPONENT	SCORE	RESULT	GAME	DATE	OPPONENT	SCORE	RESULT
1	10-9	@ MTL	4-4	T	27	12-9	@ PHI	5-0	W	53	2-9	CHI	4-1	W
2	10-10	@ BOS	4-1	W	28	12-12	PIT	6-1	W	54	2-12	@ PIT	8-3	W
3	10-13	BOS	1-6	L	29	12-15	PHI	6-2	W	55	2-13	LAK	4-2	W
4	10-16	@ TOR	5-3	W	30	12-16	BOS	1-8	L	56	2-15	@ VAN	5-1	W
5	10-17	MTL	1-8	L	31	12-18	CHI	3-3	T	57	2-17	@ LAK	6-4	W
6	10-20	CHI	1-1	W	32	12-19	MIN	1-1	T	58	2-18	@ CGS	2-2	T
7	10-23	STL	4-3	W	33	12-22	PIT	4-2	W	59	2-20	DET	4-3	W
8	10-24	PIT	1-1	T	34	12-25	@ MIN	2-1	W	60	2-22	@ MTL	7-3	W
9	10-27	DET	7-4	W	35	12-26	MTL	5-1	W	61	2-23	PHI	4-3	W
10	10-30	@ PIT	1-1	T	36	12-29	PHI	5-1	W	62	2-27	STL	2-0	W
11	10-31	TOR	3-3	T	37	1-2	BOS	1-4	L	63	3-1	CGS	4-1	W
12	11-3	@ LAK	7-1	W	38	1-5	STL	9-1	W	64	3-2	@ BUF	4-3	W
13	11-5	@ CGS	8-1	W	39	1-9	LAK	8-0	W	65	3-5	VAN	6-1	W
14	11-6	@ VAN	3-1	W	40	1-12	@ CHI	5-5	T	66	3-8	CHI	3-3	T
15	11-10	LAK	7-1	W	41	1-13	@ BUF	5-2	W	67	3-11	@ DET	4-2	W
16	11-13	BUF	5-2	W	42	1-15	@ TOR	3-4	L	68	3-12	CAR	3-7	L
17	11-14	VAN	1-1	W	43	1-19	@ LAK	5-1	W	69	3-15	@ CHI	1-3	L
18	11-20	@ MIN	1-4	L	44	1-21	@ CGS	5-0	W	70	3-16	@ DET	2-1	W
19	11-21	CGS	12-1	W	45	1-22	@ VAN	2-5	L	71	3-18	@ PHI	5-3	W
20	11-24	STL	8-3	W	46	1-26	BUF	5-1	W	72	3-19	TOR	5-3	W
21	11-27	@ DET	1-3	L	47	1-29	@ MIN	2-4	L	73	3-23	@ BOS	1-4	L
22	11-28	@ PHI	4-2	W	48	1-30	MIN	1-1	T	74	3-25	@ MTL	3-3	T
23	12-1	BUF	7-2	W	49	2-2	BOS	0-2	L	75	3-26	MIN	0-15	L
24	12-4	@ MTL	2-4	L	50	2-3	@ BUF	4-2	W	76	3-29	DET	2-2	L
25	12-5	VAN	6-3	W	51	2-5	@ STL	5-6	L	77	4-1	@ TOR	1-2	L
26	12-8	@ CHI	2-2	T	52	2-6	TOR	2-2	T	78	4-2	MTL	5-6	L

1972-73					1972-73 (CONT'D)					1972-73 (CONT'D)				
GAME	DATE	OPPONENT	SCORE	RESULT	GAME	DATE	OPPONENT	SCORE	RESULT	GAME	DATE	OPPONENT	SCORE	RESULT
1	10-7	@ DET	3-5	L	27	12-6	BUF	2-3	L	53	2-4	ATL	6-0	W
2	10-8	@ CHI	1-5	L	28	12-9	@ NYI	4-1	W	54	2-7	NYI	6-0	W
3	10-11	VAN	5-3	W	29	12-10	NYI	4-1	W	55	2-10	@ NYI	6-0	W
4	10-14	@ MTL	1-6	L	30	12-13	@ TOR	4-3	W	56	2-11	MTL	2-2	T
5	10-15	MIN	6-2	W	31	12-14	@ BOS	2-4	L	57	2-14	@ MTL	3-6	L
6	10-18	BOS	7-1	W	32	12-16	@ MIN	1-5	L	58	2-15	@ BUF	1-4	L
7	10-21	@ NYI	2-1	W	33	12-17	PIT	9-1	W	59	2-18	NYI	3-2	W
8	10-22	MTL	1-4	T	34	12-20	@ STL	5-4	W	60	2-21	@ LAK	4-3	W
9	10-25	PHI	6-1	W	35	12-21	ATL	2-5	L	61	2-23	@ CGS	3-5	L
10	10-29	CHI	7-1	W	36	12-24	DET	5-0	W	62	2-25	MIN	6-5	W
11	11-1	@ CHI	3-2	W	37	12-27	BUF	1-4	L	63	2-28	CHI	3-3	T
12	11-4	@ PIT	4-6	L	38	12-31	STL	6-1	W	64	3-3	@ DET	6-3	W
13	11-5	@ PHI	3-2	W	39	1-3	LAK	3-0	W	65	3-4	VAN	3-4	L
14	11-8	VAN	5-2	W	40	1-6	BUF	1-4	L	66	3-7	PHI	2-2	T
15	11-11	CGS	7-2	W	41	1-7	PIT	3-0	W	67	3-10	@ PIT	5-4	W
16	11-12	LAK	5-1	W	42	1-11	@ BUF	4-2	W	68	3-11	TOR	4-2	W
17	11-15	PHI	7-3	W	43	1-13	@ STL	5-3	W	69	3-14	@ CHI	2-4	L
18	11-18	@ STL	3-1	W	44	1-14	@ PHI	5-2	W	70	3-17	@ TOR	5-7	L
19	11-19	PIT	3-5	L	45	1-17	@ LAK	4-4	T	71	3-18	STL	3-1	W
20	11-21	@ ATL	3-1	W	46	1-19	@ CGS	6-0	W	72	3-20	@ MIN	6-1	W
21	11-23	@ BUF	3-5	L	47	1-20	@ VAN	4-3	W	73	3-22	@ ATL	4-1	W
22	11-26	TOR	7-4	W	48	1-24	BOS	4-2	W	74	3-24	@ BOS	0-3	L
23	11-28	@ VAN	1-2	L	49	1-27	@ DET	6-3	W	75	3-25	MIN	1-2	L
24	11-29	@ LAK	2-2	T	50	1-28	TOR	5-2	W	76	3-28	BOS	3-6	L
25	12-1	@ CGS	3-3	T	51	1-31	CGS	3-1	W	77	3-31	@ DET	1-5	L
26	12-3	ATL	3-2	W	52	2-3	@ BOS	7-3	W	78	4-1	MTL	3-3	T

*Overtime

ALL-TIME RESULTS GAME-BY-GAME

1973-74					1973-74 (CONT'D)					1973-74 (CONT'D)				
GAME	DATE	OPPONENT	SCORE	RESULT	GAME	DATE	OPPONENT	SCORE	RESULT	GAME	DATE	OPPONENT	SCORE	RESULT
1	10-10	@ DET	4-1	W	27	12-6	@ BUF	4-8	L	53	2-9	@ MTL	2-7	L
2	10-13	@ PIT	8-2	W	28	12-9	CGS	6-3	W	54	2-10	@ STL	4-2	W
3	10-14	LAK	1-1	T	29	12-12	BUF	1-1	T	55	2-14	@ PHI	4-4	T
4	10-17	STL	4-0	W	30	12-15	@ TOR	2-2	T	56	2-16	@ VAN	9-4	W
5	10-20	@ TOR	2-3	L	31	12-16	CHI	1-6	L	57	2-21	@ LAK	5-3	W
6	10-21	MTL	2-3	L	32	12-20	DET	5-2	W	58	2-22	@ CGS	4-3	W
7	10-27	@ NYI	2-3	L	33	12-22	@ PIT	4-1	W	59	2-24	PHI	3-2	W
8	10-28	PIT	2-7	L	34	12-23	@ ATL	1-3	L	60	2-27	VAN	4-2	W
9	10-30	@ VAN	3-3	T	35	12-26	PHI	2-1	W	61	3-2	@ MIN	3-1	W
10	11-1	@ LAK	1-2	L	36	12-29	@ MTL	1-7	L	62	3-3	CGS	8-2	W
11	11-4	@ CHI	1-4	L	37	12-30	MIN	4-3	W	63	3-6	MTL	9-2	W
12	11-7	BOS	7-3	W	38	1-3	@ PHI	2-4	L	64	3-9	@ MTL	2-4	L
13	11-9	@ ATL	3-3	T	39	1-4	BOS	2-4	L	65	3-10	NYI	4-2	W
14	11-11	NYI	5-2	W	40	1-6	ATL	5-2	W	66	3-14	CHI	2-5	L
15	11-14	CHI	4-4	T	41	1-10	@ BUF	2-7	L	67	3-16	@ NYI	3-1	W
16	11-15	@ BOS	2-10	L	42	1-12	@ VAN	6-1	W	68	3-17	@ BOS	2-5	L
17	11-17	@ MIN	6-3	W	43	1-13	@ CGS	7-2	W	69	3-20	VAN	5-7	L
18	11-18	PIT	7-0	W	44	1-16	@ DET	4-4	T	70	3-21	@ ATL	5-5	T
19	11-21	CGS	3-0	W	45	1-19	@ STL	2-3	L	71	3-23	DET	3-5	L
20	11-22	@ BUF	6-1	W	46	1-19	@ CHI	3-2	W	72	3-24	BUF	5-3	W
21	11-24	LAK	5-5	T	47	1-23	ATL	4-1	W	73	3-27	BOS	2-3	L
22	11-25	VAN	5-0	W	48	1-27	LAK	5-3	W	74	3-30	@ TOR	3-7	L
23	11-29	@ PHI	2-2	T	49	1-30	@ PIT	4-2	W	75	3-31	TOR	3-3	T
24	12-1	@ STL	4-4	T	50	2-2	@ MIN	3-1	W	76	4-3	DET	5-3	W
25	12-2	TOR	6-4	W	51	2-3	MIN	5-5	T	77	4-6	@ DET	3-8	L
26	12-5	STL	5-1	W	52	2-6	NYI	6-0	W	78	4-7	MTL	6-4	W

1974-75					1974-75 (CONT'D)					1974-75 (CONT'D)				
GAME	DATE	OPPONENT	SCORE	RESULT	GAME	DATE	OPPONENT	SCORE	RESULT	GAME	DATE	OPPONENT	SCORE	RESULT
1	10-9	WSH	6-3	W	28	12-14	@ STL	2-6	L	55	2-9	WSH	7-3	W
2	10-12	@ TOR	3-7	L	29	12-15	LAK	3-3	T	56	2-11	@ WSH	4-2	W
3	10-16	CGS	5-5	T	30	12-18	MIN	7-0	W	57	2-15	@ MIN	9-7	W
4	10-19	@ NYI	4-2	W	31	12-19	@ BOS	3-11	L	58	2-16	TOR	5-2	T
5	10-20	@ VAN	6-1	W	32	12-22	@ ATL	3-4	L	59	2-17	CGS	2-5	T
6	10-23	STL	5-1	W	33	12-27	BUF	9-5	W	60	2-19	CHI	2-2	T
7	10-26	@ PIT	5-4	W	34	12-29	KC	2-1	W	61	2-22	@ TOR	2-5	L
8	10-27	ATL	4-1	W	35	12-30	@ MIN	8-1	W	62	2-23	PHI	2-1	W
9	10-30	NYI	1-1	T	36	1-1	CHI	6-2	W	63	2-26	STL	5-1	W
10	10-31	@ PHI	1-5	L	37	1-4	@ NYI	5-3	W	64	3-2	PIT	6-8	L
11	11-3	BUF	3-4	L	38	1-5	VAN	6-2	W	65	3-5	BUF	3-6	L
12	11-5	@ VAN	1-2	L	39	1-8	@ KC	6-1	W	66	3-7	@ KC	5-2	W
13	11-6	@ CGS	7-3	W	40	1-11	@ STL	5-3	W	67	3-9	MTL	3-5	L
14	11-9	@ LAK	2-2	T	41	1-12	@ CHI	2-4	L	68	3-11	@ BOS	3-6	L
15	11-13	PHI	2-3	L	42	1-15	@ MIN	5-3	W	69	3-12	NYI	5-3	W
16	11-16	@ MTL	4-4	T	43	1-17	@ CGS	4-4	T	70	3-14	@ ATL	0-1	L
17	11-17	CGS	10-0	W	44	1-18	@ VAN	3-2	W	71	3-19	VAN	3-0	W
18	11-20	@ DET	5-4	W	45	1-23	ATL	5-2	W	72	3-20	@ BUF	3-6	L
19	11-23	BOS	2-5	L	46	1-25	@ PIT	2-5	L	73	3-22	@ DET	4-7	L
20	11-24	PIT	7-5	W	47	1-26	LAK	3-2	W	74	3-23	BOS	7-5	W
21	11-27	TOR	4-1	W	48	1-28	@ LAK	2-5	L	75	3-26	MIN	2-4	L
22	11-29	@ ATL	2-3	L	49	1-30	@ BUF	3-6	L	76	3-29	@ NYI	4-6	L
23	12-1	STL	4-3	T	50	2-1	@ CHI	4-1	W	77	3-30	KC	8-2	W
24	12-4	DET	2-2	W	51	2-2	DET	5-5	T	78	4-3	@ PHI	1-1	T
25	12-7	@ CHI	7-4	W	52	2-5	PHI	3-4	L	79	4-4	@ ATL	3-2	W
26	12-8	MTL	3-3	T	53	2-6	@ PHI	3-1	W	80	4-6	NYI	4-6	L
27	12-12	@ WSH	6-6	T	54	2-8	@ MTL	1-7	L					

1975-76					1975-76 (CONT'D)					1975-76 (CONT'D)				
GAME	DATE	OPPONENT	SCORE	RESULT	GAME	DATE	OPPONENT	SCORE	RESULT	GAME	DATE	OPPONENT	SCORE	RESULT
1	10-8	CHI	2-2	T	28	12-7	WSH	5-2	W	55	2-12	@ PHI	1-6	L
2	10-10	@ ATL	2-1	W	29	12-10	BUF	2-2	T	56	2-13	PHI	3-5	L
3	10-12	LAK	4-6	L	30	12-11	@ BOS	5-1	W	57	2-15	KC	5-1	W
4	10-15	ATL	3-1	W	31	12-13	@ DET	5-2	W	58	2-17	@ NYI	3-1	W
5	10-18	@ TOR	1-4	L	32	12-14	TOR	1-6	L	59	2-18	WSH	11-4	W
6	10-19	VAN	9-1	W	33	12-17	NYI	0-3	L	60	2-20	@ MTL	3-5	L
7	10-22	@ BUF	1-9	L	34	12-19	@ ATL	3-8	L	61	2-22	BOS	2-5	L
8	10-25	@ NYI	1-7	T	35	12-21	MIN	2-0	W	62	2-25	CGS	4-6	L
9	10-26	PHI	2-7	L	36	12-23	PIT	4-3	W	63	2-28	@ MIN	3-5	L
10	10-29	STL	3-1	W	37	12-31	ATL	1-8	L	64	2-29	MTL	1-1	T
11	11-1	@ MTL	0-4	L	38	1-4	TOR	6-8	L	65	3-3	VAN	3-3	T
12	11-2	DET	4-6	L	39	1-6	@ STL	2-5	L	66	3-5	@ ATL	3-8	L
13	11-4	@ VAN	4-2	W	40	1-10	@ KC	8-4	W	67	3-7	ATL	6-6	T
14	11-7	@ CGS	5-7	L	41	1-11	@ CHI	6-2	W	68	3-11	@ LAK	3-4	L
15	11-8	@ LAK	1-3	L	42	1-14	@ VAN	1-5	L	69	3-13	@ VAN	7-3	W
16	11-11	@ STL	3-5	L	43	1-16	@ CGS	0-7	L	70	3-16	@ WSH	2-5	L
17	11-12	CHI	4-4	T	44	1-18	@ PIT	3-8	L	71	3-17	MIN	3-1	W
18	11-15	@ MIN	5-2	W	45	1-21	CHI	3-3	T	72	3-20	@ BOS	1-8	L
19	11-16	DET	3-0	W	46	1-23	@ WSH	5-7	L	73	3-21	PIT	2-4	L
20	11-19	KC	4-6	L	47	1-25	LAK	1-4	L	74	3-24	@ BUF	3-7	L
21	11-22	@ PHI	2-4	L	48	1-28	BUF	3-3	T	75	3-25	@ PHI	1-4	L
22	11-23	CGS	3-2	W	49	1-29	@ STL	6-3	W	76	3-27	@ CHI	6-5	W
23	11-26	BOS	4-6	L	50	1-31	@ TOR	4-6	L	77	3-28	KC	4-2	W
24	11-29	@ PIT	3-8	L	51	2-1	MIN	3-2	W	78	3-31	NYI	3-1	W
25	11-30	STL	5-2	W	52	2-4	NYI	5-6	L	79	4-3	@ NYI	2-10	L
26	12-4	@ BUF	6-6	T	53	2-7	@ DET	5-4	W	80	4-4	PHI	2-0	W
27	12-5	@ KC	3-2	W	54	2-8	MTL	0-3	L					

*Overtime

ALL-TIME RESULTS GAME-BY-GAME

1976-77					1976-77 (CONT'D)					1976-77 (CONT'D)				
GAME	DATE	OPPONENT	SCORE	RESULT	GAME	DATE	OPPONENT	SCORE	RESULT	GAME	DATE	OPPONENT	SCORE	RESULT
1	10-6	MIN	6-5	W	29	12-5	TOR	5-5	T	55	2-6	NYI	4-0	W
2	10-8	@ COL	5-3	W	29	12-9	STL	4-4	T	56	2-9	BUF	1-2	L
3	10-9	@ STL	1-2	L	30	12-11	@ TOR	1-4	L	57	2-10	@ DET	5-4	W
4	10-12	MIN	10-4	W	31	12-12	MTL	5-2	W	58	2-13	TOR	8-3	W
5	10-13	BOS	1-5	L	32	12-14	@ NYI	4-4	T	59	2-17	@ PHI	1-7	L
6	10-16	@ MTL	4-7	L	33	12-16	@ BUF	2-7	L	60	2-19	@ NYI	2-5	L
7	10-17	COL	4-3	W	34	12-18	@ CHI	3-3	T	61	2-20	TOR	3-2	W
8	10-20	LAK	2-4	L	35	12-19	CLE	3-2	W	62	2-23	@ DET	5-4	W
9	10-24	VAN	4-5	L	36	12-22	PHI	3-3	T	63	2-26	@ CHI	1-2	L
10	10-26	@ CLE	5-2	W	37	12-23	@ BOS	3-3	T	64	2-27	MTL	1-8	L
11	10-27	BOS	3-4	L	38	12-26	NYI	1-2	L	65	3-3	BOS	1-4	L
12	10-30	@ PIT	2-2	T	39	12-28	@ WSH	5-2	W	66	3-5	@ MTL	2-7	L
13	10-31	DET	5-6	L	40	12-31	ATL	2-4	L	67	3-6	CLE	4-3	W
14	11-3	@ VAN	6-1	W	41	1-2	VAN	5-3	W	68	3-9	MIN	6-4	W
15	11-6	@ LAK	3-3	T	42	1-5	PHI	4-4	T	69	3-10	@ BOS	3-10	L
16	11-10	WSH	5-7	L	43	1-7	@ COL	4-4	T	70	3-12	@ ATL	3-6	L
17	11-13	BUF	2-6	L	44	1-9	LAK	4-5	L	71	3-13	ATL	3-5	L
18	11-14	PIT	1-5	L	45	1-12	@ ATL	1-6	L	72	3-16	PHI	4-4	T
19	11-17	CHI	3-2	W	46	1-13	@ BUF	5-7	L	73	3-16	PIT	5-2	W
20	11-20	@ STL	1-3	L	47	1-16	@ CHI	5-2	W	74	3-20	STL	5-3	W
21	11-22	@ VAN	3-2	T	48	1-19	@ CLE	3-3	T	75	3-23	COL	5-3	W
22	11-24	@ PHI	2-2	T	49	1-22	@ LAK	0-6	L	76	3-25	@ WSH	2-7	L
23	11-27	@ DET	5-0	W	50	1-23	@ VAN	2-6	L	77	3-27	CHI	3-5	L
24	11-28	MIN	4-1	W	51	1-27	PIT	0-3	L	78	3-30	ATL	4-3	W
25	11-30	@ ATL	2-2	T	52	1-30	STL	5-2	W	79	4-2	@ PHI	1-4	L
26	12-1	WSH	4-1	W	53	2-1	@ COL	2-5	L	80	4-3	NYI	2-5	L
27	12-4	@ MIN	11-4	W	54	2-3	@ NYI	3-6	L					

1977-78					1977-78 (CONT'D)					1977-78 (CONT'D)				
GAME	DATE	OPPONENT	SCORE	RESULT	GAME	DATE	OPPONENT	SCORE	RESULT	GAME	DATE	OPPONENT	SCORE	RESULT
1	10-12	VAN	6-3	W	28	12-11	BOS	2-8	L	55	2-11	@ TOR	2-3	L
2	10-16	@ MTL	0-5	L	29	12-14	@ CHI	2-2	T	56	2-12	MTL	3-5	L
3	10-15	NYI	4-2	W	30	12-15	@ DET	5-5	T	57	2-15	VAN	6-3	W
4	10-19	PIT	3-3	T	31	12-17	@ CLE	2-4	L	58	2-19	COL	4-4	T
5	10-22	@ NYI	1-2	L	32	12-18	DET	6-2	W	59	2-22	@ CHI	2-3	L
6	10-23	MTL	2-6	L	33	12-21	WSH	5-5	T	60	2-23	CHI	6-2	W
7	10-25	@ CLE	5-0	W	34	12-23	CLE	5-4	W	61	2-25	@ MTL	6-3	W
8	10-26	STL	6-2	W	35	12-28	PHI	3-4	L	62	2-27	ATL	3-5	L
9	10-29	@ ATL	3-4	L	36	12-30	@ WSH	3-3	T	63	3-1	DET	3-2	W
10	10-30	LAK	3-5	L	37	12-31	BUF	2-2	T	64	3-5	TOR	1-4	L
11	11-2	@ COL	2-6	L	38	1-4	@ MIN	5-3	W	65	3-8	CLE	6-1	W
12	11-4	@ VAN	5-1	W	39	1-7	@ COL	1-3	L	66	3-12	WSH	8-2	W
13	11-5	@ LAK	1-3	L	40	1-9	PIT	3-5	L	67	3-15	PHI	2-2	T
14	11-9	BUF	8-4	W	41	1-10	@ BOS	3-2	W	68	3-18	BOS	3-6	L
15	11-12	@ DET	1-3	L	42	1-14	@ PHI	1-4	L	69	3-19	@ MIN	7-7	T
16	11-13	ATL	2-5	L	43	1-17	@ VAN	5-4	W	70	3-22	@ STL	6-1	W
17	11-16	CHI	5-2	W	44	1-18	@ LAK	3-0	W	71	3-24	@ WSH	11-4	W
18	11-19	@ PIT	5-5	T	45	1-20	@ ATL	3-5	L	72	3-25	@ TOR	5-2	W
19	11-20	VAN	0-3	L	46	1-22	@ PIT	1-3	L	73	3-27	STL	5-2	W
20	11-23	COL	6-3	W	47	1-25	TOR	3-4	L	74	3-29	NYI	5-1	W
21	11-26	@ BOS	2-3	L	48	1-28	@ NYI	2-6	L	75	4-1	@ ATL	0-6	L
22	11-27	@ BUF	2-3	L	49	1-29	LAK	1-4	L	76	4-2	@ BOS	3-8	L
23	11-30	@ STL	4-0	W	50	2-1	NYI	6-7	L	77	4-5	@ ATL	2-4	L
24	12-3	@ MIN	4-0	W	51	2-4	@ STL	2-2	T	78	4-6	@ PHI	4-0	L
25	12-4	MIN	4-4	T	52	2-5	COL	6-3	W	79	4-8	@ NYI	2-7	L
26	12-7	PHI	3-3	T	53	2-8	MIN	3-0	W	80	4-9	CHI	3-2	W
27	12-8	@ PHI	4-7	L	54	2-9	@ BUF	0-2	L					

1978-79					1978-79 (CONT'D)					1978-79 (CONT'D)				
GAME	DATE	OPPONENT	SCORE	RESULT	GAME	DATE	OPPONENT	SCORE	RESULT	GAME	DATE	OPPONENT	SCORE	RESULT
1	10-12	PHI	3-3	T	28	12-13	LAK	8-7	W	55	2-17	@ PHI	4-2	W
2	10-15	COL	4-1	W	29	12-16	@ BOS	1-4	L	56	2-18	WSH	6-6	T
3	10-18	DET	3-3	T	30	12-17	BOS	1-4	L	57	2-21	STL	7-3	W
4	10-19	@ DET	2-2	T	31	12-20	BUF	6-3	W	58	2-24	@ TOR	4-2	W
5	10-21	@ NYI	3-5	L	32	12-22	DET	4-2	W	59	2-25	NYI	3-2	W
6	10-22	TOR	5-2	W	33	12-23	@ NYI	4-9	L	60	2-27	@ STL	1-4	L
7	10-25	VAN	6-2	W	34	12-26	@ ATL	5-3	W	61	2-28	@ MIN	4-4	T
8	10-28	@ MTL	1-1	L	35	12-28	@ PHI	5-6	L	62	3-3	BUF	2-2	T
9	10-29	PIT	3-2	W	36	12-30	@ CHI	5-4	W	63	3-4	TOR	2-4	L
10	11-2	@ COL	3-0	W	37	12-31	ATL	5-6	L	64	3-7	COL	5-3	W
11	11-4	@ LAK	7-3	W	38	1-3	MTL	6-2	W	65	3-10	@ MTL	6-3	W
12	11-5	@ VAN	5-2	W	39	1-5	VAN	6-4	W	66	3-11	CHI	5-2	W
13	11-8	MIN	3-5	L	40	1-9	@ STL	5-3	W	67	3-14	ATL	4-6	L
14	11-11	@ PIT	2-1	W	41	1-10	@ COL	5-3	W	68	3-15	@ BOS	7-4	W
15	11-12	NYI	3-5	L	42	1-14	@ ATL	6-4	W	69	3-17	@ NYI	2-5	L
16	11-15	CHI	8-1	W	43	1-15	MIN	1-8	L	70	3-18	PIT	1-5	L
17	11-18	@ MIN	7-2	W	44	1-17	NYI	5-3	W	71	3-20	@ WSH	2-2	T
18	11-19	ATL	1-3	W	45	1-20	@ STL	2-3	L	72	3-21	@ CHI	7-6	W
19	11-22	TOR	3-3	T	46	1-21	PHI	5-5	T	73	3-25	MTL	0-1	L
20	11-26	WSH	9-4	W	47	1-24	@ WSH	1-5	L	74	3-27	PHI	4-4	T
21	11-29	@ ATL	5-3	W	48	1-25	@ BUF	5-4	W	75	3-28	@ PIT	1-7	L
22	12-2	@ TOR	2-5	L	49	1-27	@ NYI	7-2	W	76	4-1	@ PHI	3-7	L
23	12-3	BOS	2-3	L	50	1-30	@ VAN	5-3	W	77	4-2	LAK	5-4	W
24	12-6	STL	7-4	W	51	1-31	@ COL	4-5	L	78	4-4	ATL	3-3	T
25	12-7	@ PHI	5-2	W	52	2-3	@ LAK	2-4	L	79	4-6	@ ATL	2-9	L
26	12-9	@ DET	4-5	L	53	2-14	BOS	5-1	W	80	4-8	NYI	2-5	L
27	12-10	PHI	0-4	L	54	2-15	@ BUF	3-4	L					

*Overtime

ALL-TIME RESULTS GAME-BY-GAME

1979-80					1979-80 (CONT'D)					1979-80 (CONT'D)				
GAME	DATE	OPPONENT	SCORE	RESULT	GAME	DATE	OPPONENT	SCORE	RESULT	GAME	DATE	OPPONENT	SCORE	RESULT
1	10-10	@ TOR	6-3	W	28	12-7	@ HFD	7-4	W	55	2-10	QUE	3-1	W
2	10-14	WSH	3-5	L	29	12-9	@ NYI	5-4	W	56	2-13	@ CHI	1-3	L
3	10-18	VAN	6-3	W	30	12-11	@ DET	2-1	W	57	2-17	TOR	4-6	L
4	10-20	@ MTL	4-5	L	31	12-12	@ CHI	5-2	W	58	2-18	@ HFD	4-6	L
5	10-21	PIT	6-3	W	32	12-15	@ WSH	4-5	L	59	2-20	EDM	4-1	W
6	10-24	EDM	10-2	W	33	12-16	PHI	1-1	T	60	2-23	@ MIN	3-6	L
7	10-25	@ PHI	2-5	L	34	12-19	VAN	5-3	W	61	2-24	NYI	8-2	W
8	10-27	@ MIN	2-7	L	35	12-22	@ PIT	4-3	W	62	2-27	LAK	5-4	W
9	10-28	HFD	2-2	T	36	12-23	BOS	3-4	L	63	2-28	@ BOS	5-2	W
10	11-1	@ LAK	2-4	L	37	12-30	WSH	5-2	W	64	3-2	BOS	2-1	W
11	11-3	@ COL	2-7	L	38	1-2	@ QUE	3-3	T	65	3-5	BUF	4-2	W
12	11-4	@ VAN	4-2	W	39	1-4	PHI	3-5	L	66	3-8	@ MTL	2-5	L
13	11-7	LAK	8-4	W	40	1-6	ATL	5-5	T	67	3-9	MIN	4-2	W
14	11-10	QUE	5-4	W	41	1-7	HFD	5-2	W	68	3-12	COL	6-0	W
15	11-11	PIT	1-4	L	42	1-9	@ DET	0-4	L	69	3-15	@ TOR	8-4	W
16	11-13	@ NYI	5-10	L	43	1-11	@ EDM	6-2	W	70	3-16	STL	5-2	W
17	11-14	DET	3-2	W	44	1-12	@ WPG	3-0	W	71	3-19	@ EDM	2-4	L
18	11-16	ATL	2-4	L	45	1-14	COL	6-6	T	72	3-21	@ WPG	2-4	L
19	11-18	STL	5-3	W	46	1-16	WPG	4-1	W	73	3-23	STL	1-6	L
20	11-21	WPG	4-6	L	47	1-19	@ BOS	3-6	L	74	3-25	BUF	3-3	T
21	11-24	@ PIT	3-5	L	48	1-20	CHI	1-2	L	75	3-28	@ ATL	2-4	L
22	11-25	TOR	3-4	L	49	1-22	@ LAK	5-4	W	76	3-29	@ STL	4-3	W
23	11-28	MIN	4-4	T	50	1-23	@ VAN	6-4	W	77	3-31	DET	7-5	W
24	11-29	@ BUF	1-2	L	51	1-27	@ COL	3-3	T	78	4-2	ATL	3-7	L
25	12-1	@ STL	2-0	W	52	1-31	@ BUF	2-6	L	79	4-5	@ NYI	1-2	L
26	12-3	MTL	3-3	T	53	2-2	@ WSH	6-3	W	80	4-6	@ PHI	8-3	W
27	12-5	CHI	3-3	T	54	2-3	@ QUE	4-5	L					

1980-81					1980-81 (CONT'D)					1980-81 (CONT'D)				
GAME	DATE	OPPONENT	SCORE	RESULT	GAME	DATE	OPPONENT	SCORE	RESULT	GAME	DATE	OPPONENT	SCORE	RESULT
1	10-9	@ BOS	2-7	L	28	12-7	CHI	5-4	W	55	2-8	MIN	3-3	T
2	10-11	@ TOR	8-3	W	29	12-10	@ WSH	6-2	W	56	2-12	@ WPG	8-6	W
3	10-12	PIT	3-6	L	30	12-12	@ COL	4-3	W	57	2-14	@ TOR	3-6	L
4	10-15	ATL	1-2	L	31	12-14	@ CHI	1-2	L	58	2-15	STL	4-5	L
5	10-18	@ WSH	2-9	L	32	12-17	WPG	8-2	W	59	2-18	TOR	8-3	W
6	10-19	EDM	2-4	L	33	12-20	@ MIN	3-3	T	60	2-19	@ DET	3-7	L
7	10-22	VAN	3-2	W	34	12-22	CGY	2-3	L	61	2-21	WSH	6-4	W
8	10-25	@ DET	2-4	L	35	12-26	@ WSH	3-7	L	62	2-22	@ HFD	5-6	L
9	10-26	DET	7-6	W	36	12-28	MTL	2-5	L	63	2-25	BUF	6-3	W
10	10-28	@ STL	4-5	L	37	12-30	@ QUE	6-3	W	64	2-28	@ PIT	4-6	L
11	10-30	@ PHI	3-3	T	38	12-31	COL	4-6	L	65	3-1	MTL	4-4	T
12	11-1	@ MTL	4-7	L	39	1-2	NYI	3-1	W	66	3-4	EDM	5-5	T
13	11-2	LAK	3-6	L	40	1-4	QUE	2-2	T	67	3-7	@ STL	2-7	L
14	11-5	@ CHI	3-3	T	41	1-9	BUF	3-3	T	68	3-8	DET	4-4	T
15	11-8	@ VAN	4-6	L	42	1-11	TOR	3-5	L	69	3-10	@ QUE	4-6	L
16	11-10	@ LAK	1-4	L	43	1-13	@ CGY	4-4	T	70	3-11	COL	3-4	L
17	11-11	@ CGY	3-7	L	44	1-15	@ COL	3-4	L	71	3-14	HFD	6-2	W
18	11-14	PIT	3-3	T	45	1-18	@ BUF	0-4	L	72	3-18	BOS	3-2	W
19	11-16	HFD	7-3	W	46	1-19	CGY	6-3	W	73	3-21	@ HFD	6-4	W
20	11-19	PHI	1-5	L	47	1-21	@ WPG	1-5	L	74	3-22	QUE	7-7	T
21	11-22	@ NYI	4-6	L	48	1-23	@ EDM	7-4	W	75	3-25	@ BUF	2-4	L
22	11-23	VAN	2-2	T	49	1-24	@ VAN	7-5	W	76	3-28	@ MTL	6-2	W
23	11-26	BOS	6-4	W	50	1-28	@ LAK	6-2	W	77	3-30	@ PHI	0-0	T
24	11-29	@ PIT	4-2	W	51	1-31	@ MIN	7-3	W	78	4-2	@ NYI	1-2	L
25	12-1	MIN	3-5	L	52	2-2	LAK	2-3	L	79	4-3	CHI	3-1	W
26	12-3	@ WPG	4-3	W	53	2-4	NYI	9-3	W	80	4-5	@ PHI	2-0	W
27	12-5	@ EDM	5-1	W	54	2-5	@ BOS	3-6	L					

1981-82					1981-82 (CONT'D)					1981-82 (CONT'D)				
GAME	DATE	OPPONENT	SCORE	RESULT	GAME	DATE	OPPONENT	SCORE	RESULT	GAME	DATE	OPPONENT	SCORE	RESULT
1	10-6	DET	2-5	L	28	12-9	BOS	3-4	L	55	2-10	@ STL	3-3	T
2	10-9	@ WPG	3-8	L	29	12-12	@ PHI	5-3	W	56	2-13	@ HFD	3-2	W
3	10-10	@ MIN	0-7	L	30	12-14	PIT	5-4	W	57	2-14	QUE	5-2	W
4	10-14	VAN	2-1	W	31	12-16	@ PHI	3-7	L	58	2-17	@ PIT	5-3	W
5	10-17	@ NYI	4-5	L	32	12-19	@ PIT	3-7	T	59	2-18	COL	4-4	T
6	10-18	STL	5-3	W	33	12-20	WSH	2-3	W	60	2-21	MTL	2-4	L
7	10-21	LAK	2-5	L	34	12-23	WPG	5-2	W	61	2-24	CHI	6-4	W
8	10-24	TOR	5-3	W	35	12-26	@ WSH	4-4	T	62	2-27	@ BOS	6-4	W
9	10-25	MTL	2-4	L	36	12-27	PIT	5-3	W	63	2-28	PIT	2-4	L
10	10-28	EDM	3-5	L	37	12-30	NYI	6-4	W	64	3-3	CGY	4-2	W
11	10-31	@ BOS	3-7	L	38	1-2	@ MTL	6-5	W	65	3-4	@ PHI	4-4	T
12	11-1	CGY	4-2	W	39	1-3	WSH	3-4	L	66	3-6	@ NYI	4-6	L
13	11-4	@ PIT	3-6	L	40	1-7	VAN	4-1	W	67	3-8	DET	6-3	W
14	11-5	@ PHI	6-2	W	41	1-9	CHI	7-5	W	68	3-10	PHI	5-5	T
15	11-7	@ WSH	3-1	W	42	1-11	MIN	5-3	W	69	3-11	@ DET	4-1	W
16	11-11	BUF	7-3	W	43	1-13	@ MIN	2-0	W	70	3-14	WSH	5-5	T
17	11-13	@ BUF	3-3	T	44	1-15	@ WPG	4-4	T	71	3-17	PHI	5-2	W
18	11-15	EDM	3-5	L	45	1-18	@ TOR	2-6	L	72	3-20	@ WSH	4-3	W
19	11-18	PHI	5-2	W	46	1-20	NYI	3-2	W	73	3-21	STL	8-5	W
20	11-21	@ NYI	3-4	L	47	1-23	@ NYI	1-6	L	74	3-24	@ PIT	7-2	W
21	11-22	NYI	2-7	L	48	1-24	@ WSH	4-4	T	75	3-26	@ BUF	8-5	W
22	11-25	TOR	3-3	T	49	1-27	@ WSH	5-4	W	76	3-28	@ PHI	1-3	L
23	11-28	@ QUE	4-7	L	50	1-29	@ COL	5-2	W	77	3-29	NYI	3-7	L
24	11-29	QUE	4-4	T	51	1-31	@ LAK	6-3	W	78	3-31	@ CHI	4-1	W
25	12-2	@ LAK	4-3	W	52	2-2	@ VAN	4-3	W	79	4-2	PIT	5-7	L
26	12-5	@ COL	2-1	W	53	2-4	@ CGY	4-4	T	80	4-3	@ HFD	3-3	T
27	12-6	HFD	3-5	L	54	2-7	@ EDM	4-8	L					

*Overtime

ALL-TIME RESULTS GAME-BY-GAME

1982-83					1982-83 (CONT'D)					1982-83 (CONT'D)				
GAME	DATE	OPPONENT	SCORE	RESULT	GAME	DATE	OPPONENT	SCORE	RESULT	GAME	DATE	OPPONENT	SCORE	RESULT
1	10-6	WSH	4-5	L	29	12-8	@ CHI	2-7	L	55	2-6	@ CHI	1-4	L
2	10-8	@ NJD	2-3	L	29	12-10	@ WSH	4-4	T	56	2-10	@ MIN	5-7	L
3	10-9	@ PIT	5-3	W	30	12-12	NJD	4-0	W	57	2-12	@ MTL	3-2	W
4	10-11	NYI	3-4	L	31	12-15	LAK	7-1	W	58	2-16	WSH	5-4	W
5	10-13	PHI	5-2	W	32	12-17	NYI	2-5	L	59	2-19	@ PHI	5-8	L
6	10-16	@ MTL	2-8	L	33	12-18	@ DET	3-3	T	60	2-20	WPG	9-4	W
7	10-17	LAK	3-5	L	34	12-20	PIT	6-3	W	61	2-23	HFD	11-3	W
8	10-20	VAN	6-5	W	35	12-22	BUF	1-3	L	62	2-26	@ QUE	3-6	L
9	10-23	@ NYI	2-5	L	36	12-26	@ PIT	3-4	L	63	2-28	PIT	9-3	W
10	10-24	MIN	4-2	W	37	12-30	@ NJD	5-2	W	64	3-1	@ PIT	3-3	T
11	10-27	CGY	7-4	W	38	1-1	@ WSH	7-2	W	65	3-3	WSH	3-4	L
12	10-30	@ QUE	4-5	L	39	1-3	DET	6-2	W	66	3-6	NJD	4-6	L
13	10-31	PIT	6-2	W	40	1-5	BUF	3-3	T	67	3-8	@ VAN	3-7	L
14	11-5	@ EDM	1-5	L	41	1-7	QUE	5-1	W	68	3-11	@ EDM	1-3	L
15	11-6	@ CGY	2-2	T	42	1-9	NJD	4-3	W	69	3-12	@ CGY	4-1	W
16	11-10	STL	5-4	W	43	1-12	@ WPG	5-5	T	70	3-14	PHI	8-2	W
17	11-11	@ PHI	3-7	L	44	1-15	@ BOS	0-2	L	71	3-16	NYI	2-1	W
18	11-14	EDM	2-7	L	45	1-16	PHI	0-4	L	72	3-20	BOS	0-4	L
19	11-17	TOR	6-1	W	46	1-18	@ VAN	3-7	L	73	3-21	@ NJD	2-4	T
20	11-20	@ TOR	6-3	W	47	1-21	@ WPG	1-4	L	74	3-23	@ DET	7-1	W
21	11-21	NYI	7-3	W	48	1-23	@ PHI	1-1	L	75	3-26	@ NYI	2-3	L
22	11-24	MIN	8-5	W	49	1-24	BOS	1-3	L	76	3-27	WSH	5-4	W
23	11-27	@ NYI	3-0	W	50	1-27	MTL	1-4	L	77	3-29	@ STL	4-3	W
24	11-28	@ BUF	3-7	L	51	1-29	@ PIT	2-1	W	78	3-31	@ PHI	4-2	W
25	12-1	HFD	6-1	W	52	1-30	CHI	4-5	L	79	4-1	NJD	3-3	T
26	12-4	@ HFD	2-5	L	53	2-1	@ LAK	5-5	T	80	4-3	@ WSH	0-3	L
27	12-5	TOR	6-5	W	54	2-5	@ STL	2-2	T					

1983-84					1983-84 (CONT'D)					1983-84 (CONT'D)				
GAME	DATE	OPPONENT	SCORE	RESULT	GAME	DATE	OPPONENT	SCORE	RESULT	GAME	DATE	OPPONENT	SCORE	RESULT
1	10-5	NJD	6-2	W	28	12-3	@ DET	4-2	W	55	2-5	@ LAK	3-3	T
2	10-7	@ NJD	3-1	W	29	12-4	MIN	6-4	W	56	2-8	@ WPG	3-1	W
3	10-8	@ PIT	6-1	W	30	12-7	WSH	7-5	W	57	2-9	@ MIN	4-4	T
4	10-10	LAK	2-1	W	31	12-12	NJD	3-7	L	58	2-11	CHI	6-6	T
5	10-13	WSH	4-3	W	32	12-14	EDM	4-9	L	59	2-15	NYI	3-2	W
6	10-15	@ STL	5-6	L	33	12-17	@ NYI	1-7	L	60	2-18	@ NYI	3-4	L
7	10-16	PHI	5-4	W	34	12-21	PIT	6-1	W	61	2-19	PHI	2-3*	L
8	10-19	CGY	3-1	W	35	12-23	CHI	3-2	W	62	2-23	QUE	4-2	W
9	10-22	@ NYI	3-2	W	36	12-26	@ PIT	4-7	L	63	2-25	@ MTL	4-7	L
10	10-23	NYI	6-5*	W	37	12-28	@ CHI	7-4	W	64	2-26	PIT	4-3*	W
11	10-26	WPG	5-7	L	38	12-30	PHI	6-3	W	65	2-28	@ NJD	3-3	T
12	10-28	TOR	3-5	L	39	12-31	@ BUF	3-2	W	66	2-29	@ TOR	1-3	L
13	10-30	EDM	4-5*	L	40	1-2	@ WSH	2-2	T	67	3-3	@ WSH	1-5	L
14	11-2	@ BUF	3-3	T	41	1-4	NJD	4-3*	W	68	3-4	VAN	4-5	L
15	11-5	@ QUE	4-4	T	42	1-7	@ BOS	2-5	L	69	3-7	@ MIN	3-6	L
16	11-8	@ NJD	5-1	W	43	1-8	NYI	5-4	W	70	3-9	@ WPG	6-5*	W
17	11-9	CGY	4-3	W	44	1-12	@ PHI	2-1	W	71	3-10	@ EDM	3-2	W
18	11-12	@ WSH	4-7	L	45	1-14	@ NYI	2-4	L	72	3-14	PHI	6-3	W
19	11-13	DET	6-3	W	46	1-16	DET	8-5	W	73	3-17	@ PHI	4-6	L
20	11-16	WSH	4-1	W	47	1-18	STL	6-2	W	74	3-20	BOS	4-6	L
21	11-19	@ BOS	6-6	T	48	1-20	PIT	3-6	L	75	3-22	@ NJD	5-3	W
22	11-20	QUE	6-5*	W	49	1-21	@ TOR	6-3	W	76	3-24	@ PHI	5-6	L
23	11-23	BUF	4-6	L	50	1-25	@ PIT	6-3	W	77	3-25	MTL	3-2	W
24	11-26	@ WSH	1-3	L	51	1-26	MTL	2-4	L	78	3-29	PIT	6-4	W
25	11-26	@ HFD	3-4*	L	52	1-29	STL	3-2	W	79	3-31	@ HFD	3-5	L
26	11-28	VAN	3-3	T	53	2-2	@ CGY	1-8	L	80	4-1	HFD	2-0	W
27	11-30	CHI	0-4	L	54	2-4	@ VAN	5-4	W					

1984-85					1984-85 (CONT'D)					1984-85 (CONT'D)				
GAME	DATE	OPPONENT	SCORE	RESULT	GAME	DATE	OPPONENT	SCORE	RESULT	GAME	DATE	OPPONENT	SCORE	RESULT
1	10-11	HFD	4-4	T	28	12-12	BOS	3-3	T	55	2-10	@ PHI	2-3	L
2	10-13	@ MIN	1-3	L	29	12-15	@ WSH	2-4	L	56	2-15	EDM	8-7	W
3	10-14	MIN	1-3	L	30	12-16	WSH	3-6	L	57	2-17	NYI	9-3	W
4	10-20	@ WSH	6-5	W	31	12-19	WPG	4-5	L	58	2-21	HFD	3-4*	L
5	10-21	NYI	6-5	W	32	12-22	@ NJD	5-3	W	59	2-22	@ PIT	8-3	W
6	10-25	@ NJD	11-2	W	33	12-23	MTL	3-3	T	60	2-25	WPG	5-12	L
7	10-27	@ QUE	5-2	W	34	12-26	@ DET	2-5	L	61	2-28	WSH	4-5	L
8	10-28	BOS	4-6	L	35	12-29	@ PHI	3-7	L	62	3-2	@ PIT	4-5	L
9	10-30	@ NYI	3-7	L	36	12-30	STL	6-2	W	63	3-3	PIT	7-3	W
10	11-3	@ PIT	7-5	W	37	1-2	VAN	6-0	W	64	3-6	@ VAN	6-3	W
11	11-7	WSH	4-3	W	38	1-5	@ BOS	3-3	T	65	3-7	@ CGY	5-11	L
12	11-9	NYI	5-4*	W	39	1-6	NJD	5-4*	W	66	3-9	@ EDM	3-3	T
13	11-11	LAK	2-4	L	40	1-9	@ WPG	5-6*	L	67	3-11	CHI	3-4*	L
14	11-14	@ CHI	4-6	L	41	1-12	@ STL	4-4	T	68	3-13	PHI	2-5	L
15	11-17	@ NYI	4-10	L	42	1-14	NJD	1-2	L	69	3-16	@ PIT	0-5	L
16	11-18	NJD	0-6	L	43	1-16	BUF	2-2	T	70	3-17	NJD	7-3	W
17	11-21	BUF	3-2	W	44	1-18	@ NJD	9-6	W	71	3-21	@ PHI	4-8	L
18	11-24	@ QUE	3-8	L	45	1-19	@ WSH	1-7	L	72	3-22	@ DET	3-5	L
19	11-25	QUE	2-3*	L	46	1-24	DET	3-1	W	73	3-24	NYI	2-5	L
20	11-28	WSH	1-2	L	47	1-26	@ MTL	2-3	L	74	3-26	PIT	5-4	W
21	11-30	TOR	3-3	T	48	1-27	MIN	3-2	W	75	3-27	@ BUF	2-3	L
22	12-1	@ TOR	4-1	W	49	1-31	@ CGY	2-7	L	76	3-30	@ PHI	0-3	L
23	12-3	PHI	2-6	L	50	2-2	@ EDM	1-5	L	77	3-31	TOR	7-5	W
24	12-5	CGY	4-4	T	51	2-3	@ VAN	1-4	L	78	4-2	PHI	1-2	L
25	12-7	PIT	3-4*	L	52	2-5	@ LAK	5-7	L	79	4-4	@ STL	5-4	W
26	12-8	@ PHI	2-4	L	53	2-7	@ NYI	5-7	L	80	4-7	@ CHI	1-3	L
27	12-10	LAK	4-2	W	54	2-9	@ HFD	2-2	T					

*Overtime

ALL-TIME RESULTS GAME-BY-GAME

1985-86					1985-86 (CONT'D)					1985-86 (CONT'D)				
GAME	DATE	OPPONENT	SCORE	RESULT	GAME	DATE	OPPONENT	SCORE	RESULT	GAME	DATE	OPPONENT	SCORE	RESULT
1	10-10	@ WSH	4-2	W	28	12-9	@ PHI	3-1	W	55	2-12	@ VAN	5-2	W
2	10-12	@ HFD	2-8	L	29	12-11	@ NJD	4-2	W	56	2-14	@ DET	7-5	W
3	10-13	@ NJD	2-3*	L	30	12-14	@ BOS	2-4	L	57	2-16	@ DET	3-1	W
4	10-16	@ LAK	3-4	L	31	12-15	@ PIT	2-5	L	58	2-20	@ STL	3-2	W
5	10-19	@ NYI	4-5	L	32	12-18	@ BUF	4-5	L	59	2-24	@ MIN	5-1	W
6	10-20	@ VAN	4-3	W	33	12-20	@ NYI	2-2	T	60	2-25	@ TOR	3-7	L
7	10-23	@ NJD	5-1	W	34	12-21	@ NYI	5-4	W	61	2-27	@ PIT	8-3	W
8	10-25	@ LAK	5-0	W	35	12-23	@ DET	10-2	W	62	3-1	@ WSH	0-4	L
9	10-27	@ BOS	2-1	W	36	12-26	@ BUF	1-6	L	63	3-2	@ WSH	2-4	L
10	11-2	@ NJD	5-6*	L	37	12-28	@ MIN	1-3	L	64	3-5	@ WPG	1-4	L
11	11-4	@ PIT	4-2	W	38	12-29	@ WSH	6-5	W	65	3-6	@ CGY	5-2	W
12	11-6	@ PHI	2-5	L	39	1-1	@ WSH	0-3	L	66	3-9	@ PHI	1-4	L
13	11-8	@ WPG	7-3	W	40	1-5	@ QUE	4-5	L	67	3-11	@ NJD	6-3	W
14	11-9	@ MIN	3-4*	L	41	1-10	@ MTL	6-4	W	68	3-12	@ CGY	2-3	L
15	11-11	@ CHI	4-5*	L	42	1-12	@ STL	2-2	T	69	3-15	@ PIT	2-2	T
16	11-13	@ MTL	5-2	W	43	1-14	@ VAN	2-1	W	70	3-16	@ NYI	3-1	W
17	11-16	@ MTL	2-2	T	44	1-15	@ LAK	4-3	W	71	3-18	@ NYI	2-6	L
18	11-17	@ EDM	2-3*	L	45	1-16	@ EDM	5-4	W	72	3-22	@ PHI	2-4	L
19	11-20	@ TOR	7-3	T	46	1-20	@ HFD	0-5	L	73	3-23	@ CHI	3-5	L
20	11-23	@ NYI	5-0	W	47	1-22	@ TOR	4-2	W	74	3-25	@ NJD	5-4	W
21	11-24	@ NYI	3-4*	L	48	1-23	@ QUE	0-4	L	75	3-28	@ EDM	4-2	W
22	11-27	@ CGY	2-5	L	49	1-27	@ QUE	6-6	T	76	3-29	@ PHI	2-8	L
23	11-29	@ WSH	5-2	W	50	1-29	@ CHI	4-5	L	77	3-31	@ NJD	9-0	W
24	11-30	@ PIT	4-5	L	51	1-31	@ BUF	3-5	L	78	4-2	@ PHI	2-3	L
25	12-2	@ PIT	0-6	L	52	2-1	@ HFD	3-1	W	79	4-5	@ WSH	4-4	T
26	12-4	@ WPG	7-4	W	53	2-5	@ STL	3-4	L	80	4-6	@ PIT	4-5*	L
27	12-7	@ PHI	0-4	L	54	2-8	@ BOS	3-2	W					

1986-87					1986-87 (CONT'D)					1986-87 (CONT'D)				
GAME	DATE	OPPONENT	SCORE	RESULT	GAME	DATE	OPPONENT	SCORE	RESULT	GAME	DATE	OPPONENT	SCORE	RESULT
1	10-9	@ NJD	3-5	L	28	12-11	@ MTL	2-6	L	55	2-8	@ TOR	4-5	L
2	10-11	@ PIT	5-6*	L	29	12-14	@ WSH	3-1	W	56	2-15	@ PIT	4-1	W
3	10-13	@ WSH	6-7*	L	30	12-15	@ MIN	3-4	L	57	2-17	@ DET	6-2	W
4	10-15	@ CHI	5-5	T	31	12-17	@ WSH	6-1	W	58	2-19	@ CHI	2-5	L
5	10-18	@ NYI	3-2	W	32	12-20	@ NYI	2-5	L	59	2-20	@ BUF	3-6	L
6	10-19	@ NYI	2-2	T	33	12-21	@ HFD	3-4*	L	60	2-22	@ PIT	2-4	L
7	10-22	@ LAK	5-4*	W	34	12-23	@ NJD	8-5	W	61	2-24	@ BUF	6-3	W
8	10-25	@ MTL	3-3	T	35	12-26	@ NJD	7-4	W	62	2-25	@ TOR	4-2	W
9	10-26	@ TOR	3-3	T	36	12-27	@ STL	2-3	L	63	2-28	@ DET	1-4	L
10	10-29	@ STL	2-7	L	37	12-30	@ PIT	5-3	W	64	3-1	@ WSH	3-7	L
11	11-2	@ WPG	4-5*	L	38	12-31	@ NYI	4-3*	W	65	3-4	@ NYI	7-5	W
12	11-5	@ DET	4-5*	L	39	1-3	@ QUE	5-2	W	66	3-8	@ CGY	4-7	L
13	11-8	@ PHI	3-2	W	40	1-5	@ MIN	3-3	T	67	3-11	@ BOS	3-2	W
14	11-9	@ QUE	5-6	L	41	1-7	@ PHI	3-6	L	68	3-12	@ PHI	6-1	W
15	11-12	@ BUF	2-1*	W	42	1-9	@ NYI	1-2	L	69	3-14	@ PIT	3-2*	W
16	11-14	@ PHI	2-1	W	43	1-11	@ VAN	8-3	W	70	3-15	@ PHI	2-5	L
17	11-16	@ EDM	6-8	L	44	1-12	@ BOS	1-4	L	71	3-17	@ PHI	1-4	L
18	11-17	@ NJD	2-3	L	45	1-14	@ CGY	8-5	W	72	3-18	@ HFD	3-5	L
19	11-19	@ EDM	4-5*	L	46	1-19	@ LAK	2-2	T	73	3-21	@ NYI	3-4	L
20	11-21	@ VAN	8-5	W	47	1-21	@ VAN	3-5	L	74	3-22	@ CHI	5-3	W
21	11-22	@ CGY	5-8	W	48	1-23	@ EDM	4-7	L	75	3-25	@ NJD	2-8	L
22	11-26	@ QUE	4-2	W	49	1-26	@ NJD	6-3	W	76	3-27	@ STL	6-4	W
23	11-29	@ PIT	5-5	T	50	1-28	@ WPG	1-2	L	77	3-30	@ MIN	1-5	W
24	11-30	@ PIT	2-2	T	51	1-31	@ PHI	3-1	W	78	4-1	@ WSH	1-5	L
25	12-2	@ NJD	6-6	L	52	2-1	@ BOS	5-4	W	79	4-4	@ HFD	5-4	W
26	12-5	@ WPG	6-3	W	53	2-4	@ WSH	3-2	W	80	4-5	@ MTL	2-8	L
27	12-10	@ LAK	5-4	W	54	2-7	@ WSH	5-4*	W					

1987-88					1987-88 (CONT'D)					1987-88 (CONT'D)				
GAME	DATE	OPPONENT	SCORE	RESULT	GAME	DATE	OPPONENT	SCORE	RESULT	GAME	DATE	OPPONENT	SCORE	RESULT
1	10-8	@ PIT	4-4	T	28	12-10	@ PHI	3-5	L	55	2-7	@ PIT	6-3	W
2	10-10	@ HFD	6-2	W	29	12-12	@ TOR	3-4	L	56	2-11	@ WSH	3-5	L
3	10-12	@ MIN	4-2	W	30	12-14	@ DET	4-3	W	57	2-14	@ NYI	4-4	T
4	10-15	@ PIT	6-6	T	31	12-16	@ NJD	9-3	W	58	2-15	@ MTL	3-1	W
5	10-17	@ WSH	3-4	L	32	12-19	@ PIT	3-4	L	59	2-17	@ CGY	5-3	W
6	10-19	@ WSH	2-4	L	33	12-20	@ PIT	4-8	L	60	2-19	@ NJD	3-6	L
7	10-21	@ CGY	7-5	L	34	12-22	@ PHI	4-6	L	61	2-21	@ VAN	4-6	L
8	10-23	@ CHI	7-3	L	35	12-26	@ NJD	5-3	W	62	2-25	@ PIT	2-1	W
9	10-24	@ PHI	5-3	W	36	12-27	@ BOS	4-1	W	63	2-26	@ NJD	2-1	W
10	10-26	@ PHI	2-2	T	37	12-29	@ NYI	3-3	T	64	2-29	@ STL	5-2	W
11	10-28	@ LAK	3-4	L	38	12-31	@ QUE	6-1	W	65	3-2	@ NYI	3-1	W
12	10-31	@ NYI	2-8	L	39	1-2	@ MIN	5-3	W	66	3-4	@ BUF	3-6	L
13	11-1	@ EDM	6-7	L	40	1-4	@ STL	6-2	W	67	3-5	@ HFD	1-3	L
14	11-3	@ CGY	3-5	L	41	1-6	@ VAN	4-2	W	68	3-8	@ NJD	7-4	W
15	11-4	@ EDM	2-7	L	42	1-8	@ WSH	4-8	L	69	3-12	@ WSH	4-2	W
16	11-7	@ LAK	4-5	L	43	1-10	@ BUF	3-4	L	70	3-15	@ PHI	3-1	W
17	11-10	@ NJD	2-3	L	44	1-11	@ CHI	2-2	T	71	3-16	@ WSH	4-8	L
18	11-14	@ PIT	2-3*	L	45	1-13	@ DET	4-7	L	72	3-19	@ TOR	4-3	W
19	11-15	@ WPG	6-4	W	46	1-16	@ MTL	3-4	L	73	3-20	@ HFD	2-1	W
20	11-19	@ MIN	3-4	L	47	1-17	@ PHI	1-2	L	74	3-22	@ BUF	2-3	L
21	11-20	@ WPG	4-3	W	48	1-19	@ LAK	3-6	L	75	3-24	@ EDM	6-1	W
22	11-25	@ TOR	5-3	W	49	1-22	@ VAN	6-3	W	76	3-26	@ DET	4-4	T
23	11-28	@ NYI	4-5	L	50	1-28	@ PHI	5-2	W	77	3-27	@ NJD	2-7	L
24	11-29	@ NYI	3-1	W	51	1-30	@ BOS	4-2	W	78	3-30	@ CHI	4-3	W
25	12-3	@ BOS	3-4	L	52	2-2	@ NYI	2-2	T	79	4-1	@ WPG	6-6	T
26	12-5	@ STL	3-2	W	53	2-4	@ QUE	2-3	L	80	4-3	@ QUE	3-0	W
27	12-9	@ MTL	2-2	T	54	2-6	@ WSH	3-0	W					

*Overtime

ALL-TIME RESULTS GAME-BY-GAME

1988-89					1988-89 (CONT'D)					1988-89 (CONT'D)				
GAME	DATE	OPPONENT	SCORE	RESULT	GAME	DATE	OPPONENT	SCORE	RESULT	GAME	DATE	OPPONENT	SCORE	RESULT
1	10-6	@ CHI	2-2	T	29	12-6	@ VAN	5-3	W	55	2-5	MIN	3-5	L
2	10-8	@ STL	4-2	W	29	12-9	@ HFD	4-5	L	56	2-9	WPG	4-3	W
3	10-10	NJD	0-5	L	30	12-10	@ BOS	1-1	T	57	2-12	EDM	1-3	L
4	10-12	HFD	3-4	L	31	12-12	LAK	2-5	L	58	2-14	@ PHI	1-3	L
5	10-16	VAN	3-2	W	32	12-14	NYI	2-1	W	59	2-17	TOR	6-10	L
6	10-19	WSH	5-1	W	33	12-17	@ MTL	3-6	L	60	2-18	@ PIT	5-3	W
7	10-21	@ WSH	4-1	W	34	12-19	WSH	3-1	W	61	2-20	NJD	7-4	W
8	10-23	QUE	8-2	W	35	12-21	BUF	2-5	L	62	2-22	PHI	4-6	L
9	10-26	PHI	4-3	W	36	12-23	@ WSH	2-2	T	63	2-25	@ QUE	7-2	W
10	10-29	@ PHI	6-5	W	37	12-26	NJD	5-1	W	64	2-27	LAK	6-4	W
11	10-30	PIT	9-2	W	38	12-27	@ NJD	7-5	W	65	3-1	TOR	7-4	W
12	11-2	@ BUF	4-6	L	39	12-31	CHI	4-1	W	66	3-3	@ NJD	3-6	L
13	11-6	@ NJD	5-6	L	40	1-2	HFD	5-4	W	67	3-5	BOS	0-5	L
14	11-8	@ NYI	3-4	L	41	1-4	WSH	3-3	T	68	3-8	BUF	0-2	L
15	11-9	PHI	5-3	W	42	1-7	@ NYI	5-1	W	69	3-9	@ DET	2-3	L
16	11-11	BOS	4-4	T	43	1-9	NJD	4-5	L	70	3-11	@ WSH	2-4	L
17	11-13	DET	3-5	L	44	1-14	@ PIT	4-4	T	71	3-13	CGY	4-3	W
18	11-15	@ PHI	3-3	T	45	1-15	PIT	6-4	W	72	3-15	WPG	3-6	L
19	11-17	@ LAK	4-7	W	46	1-18	@ PHI	6-4	W	73	3-18	@ QUE	3-8	L
20	11-19	@ MIN	4-1	W	47	1-19	@ STL	5-0	W	74	3-20	STL	7-4	W
21	11-21	MTL	2-4	L	48	1-21	@ VAN	5-4*	W	75	3-22	MIN	3-1	W
22	11-23	@ PIT	2-8	L	49	1-23	@ EDM	3-2	W	76	3-25	@ PHI	1-6	L
23	11-26	@ NYI	6-4	W	50	1-26	@ CGY	3-5	L	77	3-26	PIT	4-6	L
24	11-27	NYI	5-3	W	51	1-28	@ TOR	1-1	T	78	3-29	@ DET	3-4	L
25	11-29	@ WPG	4-3	W	52	1-30	NYI	7-3	W	79	4-1	@ PIT	2-5	L
26	12-1	@ CGY	3-6	L	53	2-1	WSH	3-4*	L	80	4-2	NYI	4-6	L
27	12-4	@ EDM	6-10	L	54	2-4	@ MTL	5-7	L					

1989-90					1989-90 (CONT'D)					1989-90 (CONT'D)				
GAME	DATE	OPPONENT	SCORE	RESULT	GAME	DATE	OPPONENT	SCORE	RESULT	GAME	DATE	OPPONENT	SCORE	RESULT
1	10-6	@ WPG	4-1	W	28	12-2	@ LAK	0-6	L	55	2-7	EDM	5-2	W
2	10-8	@ CHI	5-3	W	29	12-6	NJD	5-3	W	56	2-9	@ BUF	2-3	L
3	10-11	CGY	5-4	W	30	12-9	@ NYI	0-0	T	57	2-11	CGY	2-5	L
4	10-13	@ WSH	4-7	L	31	12-10	STL	1-3	L	58	2-14	PIT	4-3	W
5	10-15	PIT	1-2	W	32	12-13	HFD	1-3	L	59	2-14	PIT	3-4*	L
6	10-17	CHI	3-3	T	33	12-16	@ NYI	3-4	L	60	2-16	@ NJD	2-1	W
7	10-19	HFD	7-3	W	34	12-17	MTL	0-2	L	61	2-19	NJD	4-3*	W
8	10-21	@ PHI	3-1	W	35	12-20	BUF	2-2	T	62	2-21	@ DET	4-4	T
9	10-23	VAN	5-3	W	36	12-23	@ WSH	2-3	L	63	2-23	@ WSH	6-3	W
10	10-25	EDM	3-3	T	37	12-26	NJD	4-4	T	64	2-26	BOS	6-1	W
11	10-27	NYI	5-5	T	38	12-27	@ PIT	4-7	L	65	2-28	WSH	3-2	W
12	10-28	@ NYI	4-1	W	39	12-29	@ NJD	2-3	L	66	3-2	NYI	6-3	W
13	10-30	PHI	1-3	L	40	12-31	PIT	4-5	L	67	3-3	@ HFD	4-6	L
14	11-2	QUE	6-1	W	41	1-3	WSH	2-1	W	68	3-5	DET	3-2	W
15	11-4	@ MTL	2-3	L	42	1-4	@ MIN	2-8	L	69	3-8	@ PHI	7-5	W
16	11-6	DET	6-1	W	43	1-6	@ STL	3-4	L	70	3-10	@ MIN	2-2	T
17	11-8	MTL	2-3	L	44	1-8	PIT	5-7	L	71	3-12	LAK	2-6	L
18	11-12	NYI	4-2	W	45	1-10	CHI	2-2	T	72	3-14	@ TOR	8-2	W
19	11-14	@ PIT	0-6	L	46	1-13	@ BOS	3-2	W	73	3-17	@ NYI	3-6	L
20	11-17	@ NJD	4-5*	L	47	1-14	PHI	4-3*	W	74	3-18	VAN	5-2	W
21	11-18	@ HFD	3-2	T	48	1-18	@ PIT	3-3	T	75	3-21	TOR	5-5	T
22	11-20	WPG	3-3	T	49	1-23	@ EDM	4-3	W	76	3-25	PHI	7-3	W
23	11-22	@ BUF	1-4	L	50	1-25	@ CGY	5-8	L	77	3-27	@ QUE	7-4	W
24	11-25	@ TOR	4-7	L	51	1-27	@ LAK	3-1	W	78	3-29	@ NJD	4-4	L
25	11-26	QUE	3-1	W	52	1-31	STL	2-2	T	79	3-31	@ WSH	1-2	L
26	11-29	@ WPG	4-5	L	53	2-3	@ BOS	2-1	W	80	4-1			
27	12-1	@ VAN	4-3	W	54	2-4	MIN	4-3	W					

1990-91					1990-91 (CONT'D)					1990-91 (CONT'D)				
GAME	DATE	OPPONENT	SCORE	RESULT	GAME	DATE	OPPONENT	SCORE	RESULT	GAME	DATE	OPPONENT	SCORE	RESULT
1	10-4	@ CHI	3-4	L	28	11-28	WSH	3-6	L	55	2-3	WPG	3-4	L
2	10-6	@ HFD	4-5	L	29	11-30	@ PHI	1-5	L	56	2-6	NYI	5-2	W
3	10-8	MIN	6-3	W	30	12-1	@ BOS	5-4	W	57	2-8	VAN	8-1	W
4	10-10	WSH	4-2	W	31	12-3	PIT	4-9	L	58	2-9	@ MTL	4-6	L
5	10-12	MTL	3-0	W	32	12-5	@ CGY	1-4	L	59	2-13	NJD	6-3	W
6	10-13	@ WSH	5-2	W	33	12-7	@ EDM	3-4	L	60	2-15	HFD	5-5	W
7	10-17	WPG	5-3	W	34	12-11	LAK	6-4	W	61	2-18	NYI	4-3	L
8	10-19	NJD	2-3	L	35	12-14	@ VAN	5-3	W	62	2-21	@ PHI	4-4	T
9	10-20	@ PIT	4-3	W	36	12-17	WSH	5-3	W	63	2-22	@ WSH	2-3	L
10	10-22	TOR	5-1	W	37	12-19	TOR	1-4	L	64	2-24	NJD	5-2	W
11	10-25	PHI	5-3	W	38	12-22	@ MTL	1-3	L	65	2-27	WSH	4-4	T
12	10-27	@ QUE	4-1	W	39	12-23	BOS	5-5	T	66	2-28	@ STL	4-4	T
13	10-29	QUE	5-0	W	40	12-28	@ WSH	5-3	W	67	3-2	@ TOR	5-2	W
14	10-31	LAK	9-4	W	41	12-30	NJD	2-2	T	68	3-4	PHI	6-2	W
15	11-2	NYI	2-3	L	42	1-2	LAK	4-1	W	69	3-7	@ QUE	2-4	L
16	11-3	@ PIT	1-3	L	43	1-3	@ PIT	7-5	W	70	3-9	@ NYI	4-6	L
17	11-5	BOS	2-3*	L	44	1-5	@ STL	3-2*	W	71	3-10	@ CHI	2-5	L
18	11-7	BUF	6-2	W	45	1-7	PHI	3-2	W	72	3-13	DET	1-4	L
19	11-9	@ NJD	3-2	W	46	1-9	STL	2-3	L	73	3-15	@ NJD	2-5	L
20	11-11	CGY	4-4	T	47	1-11	@ DET	3-6	L	74	3-17	PIT	2-4	L
21	11-13	@ PHI	1-1	T	48	1-13	HFD	4-3	W	75	3-21	@ PIT	4-5*	L
22	11-15	@ MIN	4-2	W	49	1-15	EDM	2-2	T	76	3-23	@ PHI	4-7	L
23	11-16	@ WPG	6-4	W	50	1-17	CHI	2-3	L	77	3-24	NYI	3-1	W
24	11-19	MIN	2-2	T	51	1-22	@ NYI	2-3	L	78	3-26	NJD	3-3	T
25	11-21	@ BUF	5-5	T	52	1-25	@ EDM	4-3	W	79	3-30	@ DET	5-6	L
26	11-24	@ NYI	2-2	T	53	1-30	@ CGY	1-5	L	80	3-31	PIT	6-3	W
27	11-26	BUF	5-0	W	54	1-31	@ VAN	3-3	T					

*Overtime

ALL-TIME RESULTS GAME-BY-GAME

1991-92				
GAME	DATE	OPPONENT	SCORE	RESULT
1	10-3	@ BOS	3-5	L
2	10-5	@ MTL	2-1*	W
3	10-7	BOS	2-1*	W
4	10-9	NYI	5-3	W
5	10-11	@ WSH	1-5	L
6	10-12	@ HFD	2-5	L
7	10-14	WSH	3-5	L
8	10-16	NJD	4-2	W
9	10-19	@ PIT	5-4	W
10	10-20	EDM	3-4	L
11	10-23	LAK	7-2	W
12	10-26	@ QUE	5-3	W
13	10-29	MIN	3-2	W
14	10-31	QUE	5-4	W
15	11-2	@ PHI	4-2	W
16	11-4	CGY	4-0	W
17	11-6	MTL	1-4	L
18	11-8	TOR	3-3	T
19	11-11	PIT	3-1	W
20	11-13	WSH	3-6	L
21	11-16	@ NYI	4-4	L
22	11-19	@ VAN	4-3	W
23	11-21	LAK	1-6	L
24	11-23	STL	3-0	W
25	11-27	@ WPG	2-3	L
26	11-29	@ BUF	5-4*	W
27	12-2	PHI	4-2	W

1991-92 (CONT'D)				
GAME	DATE	OPPONENT	SCORE	RESULT
28	12-6	@ DET	5-6*	L
29	12-8	BOS	4-0	W
30	12-10	@ PIT	3-5	L
31	12-13	@ WSH	5-3	W
32	12-14	@ HFD	6-2	W
33	12-16	SJS	4-3*	W
34	12-18	PHI	6-3	W
35	12-21	@ PIT	7-5	W
36	12-23	NJD	3-0	W
37	12-26	@ WSH	8-6	W
38	12-28	@ NYI	4-5	L
39	12-29	PIT	3-6	L
40	12-31	@ WPG	5-2	W
41	1-2	@ CHI	4-3	W
42	1-4	@ NJD	4-6	L
43	1-6	WPG	4-2	W
44	1-8	STL	3-5	L
45	1-11	@ QUE	7-2	W
46	1-12	@ BUF	3-6	L
47	1-14	@ BUF	6-2	W
48	1-16	CGY	6-4	W
49	1-22	@ CGY	4-4	T
50	1-23	@ EDM	3-1	W
51	1-28	@ SJS	4-2	W
52	1-30	@ LAK	4-1	W
53	2-1	@ MIN	2-1	W
54	2-5	PIT	4-3	W

1991-92 (CONT'D)				
GAME	DATE	OPPONENT	SCORE	RESULT
55	2-7	@ WSH	2-6	L
56	2-9	DET	5-5	T
57	2-12	VAN	5-2	W
58	2-14	NYI	9-2	W
59	2-16	@ NJD	2-4	L
60	2-17	VAN	3-3	T
61	2-20	@ NYI	2-6	L
62	2-21	MIN	5-4	W
63	2-23	PHI	2-1*	W
64	2-25	CHI	4-1	W
65	3-1	HFD	9-4	W
66	3-2	@ NJD	7-1	W
67	3-4	NJD	4-5	L
68	3-7	@ PHI	4-5	L
69	3-9	WSH	2-5	L
70	3-11	CHI	7-1	W
71	3-14	@ STL	6-0	W
72	3-16	MTL	4-1	W
73	3-18	NYI	1-1	T
74	3-20	DET	4-2	W
75	3-22	NJD	6-3	W
76	3-23	@ PHI	4-3	W
77	3-24	PHI	4-1	W
78	3-28	@ NYI	1-4	L
79	4-15	@ TOR	2-4	L
80	4-16	PIT	7-1	W

1992-93				
GAME	DATE	OPPONENT	SCORE	RESULT
1	10-9	@ WSH	4-2	W
2	10-10	@ NJD	2-4	L
3	10-12	HFD	6-2	W
4	10-14	NJD	6-1	W
5	10-17	@ NYI	3-6	L
6	10-19	NYI	4-3	W
7	1-21	WSH	2-1	W
8	10-23	MTL	3-3	T
9	10-24	@ OTT	3-2*	W
10	10-26	PHI	8-4	W
11	10-29	QUE	3-6	L
12	10-31	@ MTL	3-4	L
13	11-2	BUF	7-6*	W
14	11-4	PHI	3-1	W
15	11-7	@ BOS	2-2	T
16	11-9	TBL	1-5	L
17	11-11	WSH	4-7	L
18	11-14	@ QUE	3-6	L
19	11-19	@ PHI	3-7	L
20	11-21	@ WPG	5-4	W
21	11-23	PIT	2-5	L
22	11-25	@ PIT	11-3	W
23	11-27	@ MIN	4-4	T
24	11-30	MIN	2-4	L
25	12-2	DET	5-3	W
26	12-4	@ WSH	4-8	L
27	12-6	TOR	6-0	W
28	12-9	TBL	6-5	W

1992-93 (CONT'D)				
GAME	DATE	OPPONENT	SCORE	RESULT
29	12/11	@ TBL	5-4	W
30	12/13	MTL	10-5	W
31	12/15	CGY	0-3	L
32	12/17	@ STL	4-3	W
33	12/19	@ HFD	4-4	T
34	12/21	@ NJD	3-0	W
35	12/23	NJD	4-5*	L
36	12/26	@ NYI	4-6	L
37	12/27	BOS	6-5	W
38	12/29	@ WSH	3-4*	L
39	12/31	@ BUF	6-11	L
40	1/2	@ PIT	2-5	L
41	1/4	NJD	3-3	T
42	1/6	OTT	6-2	W
43	1/9	@ PHI	3-4	L
44	1/11	VAN	3-3	T
45	1/13	WSH	5-4	W
46	1/16	@ MTL	0-3	L
47	1/19	@ DET	2-2	T
48	1/23	@ LAK	8-3	W
49	1/27	WPG	5-2	W
50	1/29	@ BUF	4-6	L
51	1/30	@ TOR	1-3	L
52	2/1	@ NYI	4-4	T
53	2/3	PHI	2-2	T
54	2/8	@ NJD	4-5	L
55	2/10	PIT	0-3	L
56	2/12	NYI	4-3	W

1992-93 (CONT'D)				
GAME	DATE	OPPONENT	SCORE	RESULT
57	2/13	@ NYI	2-5	L
58	2/15	STL	4-1	W
59	2/20	@ SJS	6-4	W
60	2/22	@ SJS	4-0	W
61	2/24	@ VAN	4-5	L
62	2/26	@ CGY	4-4	T
63	2/27	@ EDM	1-0	W
64	3/3	BUF	2-2	T
65	3/5	PIT	3-1	W
66	3/6	@ QUE	2-10	L
67	3/9	LAK	4-3	W
68	3/11	@ CHI	4-1	W
69	3/15	BOS	1-3	L
70	3/17	EDM	3-4*	L
71	3/19	SJS	8-1	W
72	3/22	@ OTT	5-4	W
73	3/24	PHI	4-5	L
74	3/26	CHI	1-3	L
75	3/28	QUE	2-3	L
76	4/2	NYI	2-3*	L
77	4/4	@ WSH	4-0	W
78	4/5	HFD	4-5	L
79	4/7	@ NJD	2-5	L
80	4/9	PIT	4-10	L
81	4/10	@ PIT	2-4	L
82	4/12	@ PHI	0-1	L
83	4/14	WSH	0-2	L
84	4/16	@ WSH	2-4	L

1993-94				
GAME	DATE	OPPONENT	SCORE	RESULT
1	10-5	BOS	3-4	L
2	10-7	TBL	5-4	W
3	10-9	@ PIT	2-3	L
4	10-11	WSH	5-2	W
5	10-13	QUE	6-4	W
6	10-15	@ BUF	5-2	W
7	10-16	@ PHI	3-4	L
8	10-19	ANA	2-4	L
9	10-22	@ TBL	1-4	L
10	10-24	LAK	3-2	W
11	10-28	MTL	3-3	T
12	10-30	@ HFD	4-1	W
13	10-31(N)	NJD	4-1	W
14	11-3	VAN	6-3	W
15	11-6	@ QUE	4-2	W
16	11-8	TBL	6-3	W
17	11-10	WPG	2-1	W
18	11-13	@ WSH	2-0	W
19	11-14	SJS	3-3	T
20	11-16	@ FLA	4-2	W
21	11-19	@ TBL	5-3	W
22	11-23	MTL	5-4	W
23	11-24	@ OTT	7-1	W
24	11-27	@ NYI	4-6	L
25	11-28	WSH	3-1	W
26	11-30	@ NJD	3-1	W
27	12-4	@ TOR	4-3	W
28	12-5	NJD	2-1	W

1993-94 (CONT'D)				
GAME	DATE	OPPONENT	SCORE	RESULT
29	12-8	EDM	1-1	T
30	12-13	BUF	2-0	W
31	12-15	HFD	5-2	W
32	12-17	@ DET	4-6	L
33	12-19	OTT	6-3	W
34	12-22	@ FLA	2-3	L
35	12-23	@ WSH	1-0	W
36	12-26	NJD	8-3	W
37	12-29	@ STL	4-3	W
38	12-31	@ BUF	1-4	L
39	1-3	FLA	3-2	W
40	1-5	CGY	1-4	L
41	1-8	@ MTL	2-3	L
42	1-10	TBL	2-5	L
43	1-14	PHI	5-2	W
44	1-16	@ CHI	5-1	W
45	1-18	STL	4-1	W
46	1-25	@ SJS	8-3	W
47	1-27	@ LAK	5-4*	W
48	1-28	@ ANA	2-3	L
49	1-31	PIT	5-3	W
50	2-2	NYI	4-4	T
51	2-3	@ BOS	3-0	W
52	2-7	WSH	1-4	L
53	2-9	@ MTL	3-4*	L
54	2-12	@ OTT	4-3*	L
55	2-14	@ QUE	4-2	W
56	2-18	OTT	3-0	W

1993-94 (CONT'D)				
GAME	DATE	OPPONENT	SCORE	RESULT
57	2-19	@ HFD	2-4	L
58	2-21	PIT	4-3*	W
59	2-23	BOS	3-6	L
60	2-24	@ NJD	3-1	W
61	2-26	@ DAL	1-3	L
62	2-28	PHI	4-1	W
63	3-2	QUE	5-2	W
64	3-3	NYI	3-3	T
65	3-5	@ NYI	5-4	W
66	3-7	DET	3-6	L
67	3-9 (N)	WSH	7-5	W
68	3-10	@ BOS	2-2	T
69	3-12	@ PIT	2-6	L
70	3-14	@ FLA	1-2	L
71	3-16	HFD	4-0	W
72	3-18	CHI	3-7	L
73	3-22	@ CGY	4-4	T
74	3-23	@ EDM	5-3	W
75	3-25	@ VAN	5-2	W
76	3-27	@ WPG	1-3	L
77	3-29	@ PHI	4-3	W
78	4-1	DAL	3-0	W
79	4-2	@ NJD	4-2	W
80	4-4	FLA	3-2	W
81	4-8	TOR	5-3	W
82	4-10	@ NYI	4-5	L
83	4-12	BUF	3-2	W
84	4-14	PHI	2-2	T

*Overtime

ALL-TIME RESULTS GAME-BY-GAME

1994-95				
GAME	DATE	OPPONENT	SCORE	RESULT
1	1-20	BUF	1-2	L
2	1-21	MTL	5-2	W
3	1-23	BOS	1-2	L
4	1-25	PIT	2-3	L
5	1-28	@ QUE	0-2	L
6	1-30	OTT	6-2	W
7	2-1	@ PIT	3-4	L
8	2-2	TBL	3-3	T
9	2-4	@ OTT	2-1	W
10	2-8	WSH	5-4	W
11	2-9	@ NJD	1-4	L
12	2-11	@ TBL	3-2	W
13	2-15	@ BUF	2-1	W
14	2-16	MTL	2-2	T
15	2-18	@ MTL	2-5	L
16	2-20	@ TBL	3-1	W

1994-95 (CONT'D)				
GAME	DATE	OPPONENT	SCORE	RESULT
17	2-21	@ FLA	5-3	W
18	2-24	HFD	1-2	L
19	2-26	@ BUF	4-2	W
20	2-28	FLA	0-0	T
21	3-1	@ HFD	5-2	W
22	3-3	PHI	5-3	W
23	3-5	@ WSH	2-4	L
24	3-6	OTT	4-3	W
25	3-8	NJD	6-4	W
26	3-11	@ MTL	1-3	L
27	3-15	PHI	3-4	L
28	3-18	@ WSH	1-4	L
29	3-2	NJD	2-5	L
30	3-23	@ NYI	0-1	L
31	3-25	@ QUE	1-2	L
32	3-30	QUE	4-5	L

1994-95 (CONT'D)				
GAME	DATE	OPPONENT	SCORE	RESULT
33	4-1	@ BOS	3-2	W
34	4-2	@ PHI	2-4	L
35	4-5	@ FLA	5-0	W
36	4-7	NYI	3-4	L
37	4-9	@ NJD	0-2	L
38	4-12	BUF	3-1	W
39	4-14	BOS	5-3	W
40	4-16	@ NYI	3-2	W
41	4-18	@ PIT	5-6	L
42	4-20	HFD	3-2	W
43	4-23	@ BOS	4-5	L
44	4-24	WSH	5-4	W
45	4-26	TBL	6-4	W
46	4-28	NYI	2-4	L
47	4-30	@ PHI	2-0	W
48	5-2	FLA	3-4	W

1995-96				
GAME	DATE	OPPONENT	SCORE	RESULT
1	10-7	@ HFD	0-2	L
2	10-11	WPG	6-4	W
3	10-14	@ TOR	2-0	W
4	10-16	HFD	5-7	L
5	10-17	@ NYI	5-1	W
6	10-20	@ BUF	3-1	W
7	10-22	OTT	2-4	L
8	10-24	VAN	5-2	W
9	10-26	@ TBL	4-4	T
10	10-29	TOR	3-2	W
11	10-31	@ SJS	5-5	T
12	11-2	@ LAK	3-5	L
13	11-3	@ ANA	4-7	L
14	11-6	CGY	4-2	W
15	11-8	TBL	5-4	W
16	11-10	NYI	4-1	W
17	11-11	@ HFD	4-1	W
18	11-14	@ STL	1-1	T
19	11-16	@ CHI	1-3	L
20	11-17	@ WPG	3-6	L
21	11-21	PIT	9-4	W
22	11-22	@ PIT	4-3	W
23	11-25	@ DET	0-2	L
24	11-27	NJD	1-1	T
25	11-29	BUF	5-3	W
26	12-1	COL	5-3	W
27	12-2	@ OTT	4-2	W
28	12-4	ANA	5-1	W

1995-96 (CONT'D)				
GAME	DATE	OPPONENT	SCORE	RESULT
29	12-6	CHI	5-5	T
30	12-8	DET	2-1*	W
31	12-9	@ MTL	2-2	T
32	12-11	DAL	3-2	W
33	12-13	BOS	4-2	W
34	12-15	@ BUF	4-5	L
35	12-16	@ WSH	2-3	L
36	12-18	WSH	3-0	W
37	12-21	@ PHI	2-1	W
38	12-22	HFD	3-3	T
39	12-26	OTT	6-4	W
40	12-28	@ VAN	3-2	W
41	12-30	@ EDM	8-3	W
42	12-31	@ CGY	1-3	L
43	1-3	MTL	7-4	W
44	1-5	@ WSH	4-4	T
45	1-10	SJS	7-4	W
46	1-13	@ PHI	4-0	W
47	1-14	STL	3-3	T
48	1-22	LAK	3-1	W
49	1-24	PHI	4-4	T
50	1-27	BOS	5-3	W
51	1-31	@ DAL	1-1	T
52	2-3	@ COL	1-7	L
53	2-6	@ NYI	4-2	W
54	2-8	NYI	6-2	W
55	2-10	@ NJD	0-3	L
56	2-11	@ TBL	6-2	W

1995-96 (CONT'D)				
GAME	DATE	OPPONENT	SCORE	RESULT
57	2-15	MTL	2-2	T
58	2-17	@ OTT	2-1*	W
59	2-18	@ PIT	3-4*	L
60	2-22	NYI	3-5	L
61	2-24	@ FLA	4-0	W
62	2-27	WSH	3-5	L
63	2-28	BOS	1-3	L
64	3-1	BUF	3-3	T
65	3-4	NJD	2-2	T
66	3-7	@ TBL	2-5	L
67	3-9	@ WSH	6-1	W
68	3-13	FLA	3-3	T
69	3-16	@ MTL	2-4	L
70	3-19	EDM	1-4	L
71	3-23	@ BOS	5-4	W
72	3-24	PIT	2-8	L
73	3-27	FLA	3-0	W
74	3-31	@ NYI	4-1	W
75	4-2	@ NJD	3-1	W
76	4-4	@ PHI	1-4	L
77	4-5	@ PHI	3-1	W
78	4-7	@ NJD	2-4	L
79	4-8	FLA	3-5	L
80	4-10	WSH	1-4	L
81	4-12	TBL	2-3	L
82	4-14	@ FLA	1-5	L

1996-97				
GAME	DATE	OPPONENT	SCORE	RESULT
1	10-5	@ BOS	4-4	T
2	10-6	FLA	2-5	L
3	10-8	@ FLA	1-1	T
4	10-10	DAL	1-2	L
5	10-12	@ MTL	2-5	L
6	10-14	CGY	5-4	W
7	10-16	PIT	8-1	W
8	10-18	STL	2-1	W
9	10-20	TBL	2-5	L
10	10-23	WSH	2-3	L
11	10-25	@ FLA	4-6	L
12	10-27	BUF	6-4	W
13	10-29	FLA	1-1	T
14	10-30	@ NJD	6-1	W
15	11-2	@ BOS	5-2	W
16	11-4	TBL	3-5	L
17	11-6	@ NYI	1-1	T
18	11-9	@ WSH	2-3	L
19	11-11	VAN	2-3	L
20	11-13	PHI	1-2	L
21	11-16	@ PIT	8-3	W
22	11-18	@ CGY	3-5	L
23	11-21	@ EDM	2-3	L
24	11-23	@ VAN	3-5	L
25	11-26	@ PHX	3-1	W
26	11-27	@ COL	5-2	W
27	12-1	MTL	6-2	W
28	12-4	PHI	1-1	T

1996-97 (CONT'D)				
GAME	DATE	OPPONENT	SCORE	RESULT
29	12-6	TOR	6-5	W
30	12-7	@ TOR	4-0	W
31	12-9	PHX	5-2	W
32	12-11	NYI	3-5	L
33	12-13	@ BUF	3-0	W
34	12-16	HFD	5-2	W
35	12-18	LAK	4-0	W
36	12-21	@ MTL	3-2*	W
37	12-22	FLA	7-3	W
38	12-26	@ OTT	2-5	L
39	12-27	ANA	3-2	W
40	12-30	@ DAL	3-2	W
41	12-31	@ TBL	2-4	L
42	1-2	NYI	4-3	W
43	1-4	OTT	6-4	W
44	1-6	COL	2-2	T
45	1-8	TBL	3-4	L
46	1-9	@ WSH	0-2	L
47	1-12	NJD	3-0	W
48	1-13	NYI	2-4	L
49	1-21	EDM	4-4	T
50	1-22	@ WSH	5-3	W
51	1-25	@ PIT	7-4	W
52	1-27	CHI	1-2	L
53	2-1	@ PHI	4-2	W
54	2-2	BOS	2-3	L
55	2-5	HFD	5-2	W
56	2-8	@ NYI	5-2	W

1996-97 (CONT'D)				
GAME	DATE	OPPONENT	SCORE	RESULT
57	2-9	@ FLA	3-4	L
58	2-13	@ STL	1-4	L
59	2-15	@ CHI	0-2	L
60	2-17	NJD	2-2	T
61	2-19	@ NJD	1-1	T
62	2-21	@ HFD	2-7	L
63	2-23	@ PHI	1-2	L
64	3-1	@ DET	0-3	L
65	3-3	SJS	5-4*	W
66	3-6	@ LAK	6-2	W
67	3-7	@ ANA	2-5	L
68	3-9	@ SJS	2-1	W
69	3-12	WSH	3-2	W
70	3-14	@ OTT	4-3*	W
71	3-17	OTT	3-4	L
72	3-19	MTL	4-5	L
73	3-21	DET	3-1	W
74	3-24	PIT	3-0	W
75	3-27	@ NJD	0-4	L
76	3-29	@ HFD	1-2	L
77	4-1	BUF	1-1	T
78	4-3	BOS	5-4	W
79	4-4	@ BUF	1-5	L
80	4-7	PHI	3-2	W
81	4-10	@ PHI	6-3	W
82	4-11	TBL	2-4	L

*Overtime

ALL-TIME RESULTS GAME-BY-GAME

1997-98					1997-98 (CONT'D)					1997-98 (CONT'D)				
GAME	DATE	OPPONENT	SCORE	RESULT	GAME	DATE	OPPONENT	SCORE	RESULT	GAME	DATE	OPPONENT	SCORE	RESULT
1	10-3	NYI	2-2	T	29	12-2	WSH	2-3*	L	57	2-7	@ PHX	1-1	T
2	10-5	LAK	2-2	T	30	12-5	PHI	4-4	T	58	2-26	@ TOR	5-2	W
3	10-8	@ EDM	3-3	T	31	12-6	@ MTL	3-3	T	59	2-28	PHI	1-3	L
4	10-9	@ CGY	1-1	T	32	12-8	PHX	3-1	W	60	3-2	BUF	0-1	L
5	10-11	@ VAN	6-3	W	33	12-10	CGY	1-4	L	61	3-4	@ FLA	4-3	W
6	10-14	PIT	0-1	L	34	12-12	FLA	3-4	L	62	3-7	@ NJD	3-6	L
7	10-15	@ OTT	1-5	L	35	12-16	@ NJD	3-4	L	63	3-9	NJD	2-2	T
8	10-18	@ STL	3-5	L	36	12-17	@ FLA	4-2	W	64	3-11	SJS	5-3	W
9	10-20	CAR	4-2	W	37	12-20	@ TBL	2-2	T	65**	3-12	@ MTL	1-4	L
10	10-22	CHI	0-1	L	38	12-21	BUF	0-2	L	66	3-14	@ BOS	1-5	L
11	10-24	TBL	4-3	W	39	12-23	TBL	4-1	W	67	3-16	OTT	5-4	W
12	10-26	ANA	3-3	T	40	12-26	@ BUF	0-3	L	68	3-18	MTL	2-1*	W
13	10-28	DAL	2-3	L	41	12-28	BOS	4-3	W	69	3-21	DET	3-4	L
14	10-30	@ NYI	3-5	L	42	12-31	@ TBL	0-2	L	70	3-22	@ PHI	4-5*	L
15	11-3	EDM	2-2	T	43	1-3	@ WSH	3-2	W	71	3-25	OTT	2-3*	L
16	11-5	@ COL	4-2	W	44	1-6	CAR	4-2	W	72	3-26	@ CAR	1-4	L
17	11-7	@ DAL	2-2	T	45	1-8	WSH	3-5	L	73	3-28	@ PIT	2-2	T
18	11-12	NJD	2-3	L	46	1-12	STL	3-2	W	74	3-30	TBL	1-3	L
19	11-14	PIT	3-1	W	47	1-14	@ NJD	1-4	L	75	4-1	BOS	2-4	L
20	11-16	COL	4-1	W	48	1-20	STL	3-1	W	76	4-4	@ NYI	0-3	L
21	11-18	FLA	3-1	W	49	1-22	PHI	3-4	L	77	4-5	@ CHI	2-1*	W
22	11-19	@ TBL	3-6	L	50	1-24	NJD	3-3	T	78	4-7	MTL	2-3	L
23	11-21	@ CAR	4-3	W	51	1-26	WSH	2-2	T	79	4-11	@ DET	2-5	L
24	11-22	@ PIT	3-4*	L	52	1-29	@ OTT	2-2	T	80	4-14	@ WSH	1-3	L
25	11-25	VAN	2-4	L	53	1-31	@ BOS	2-4	L	81	4-15	NYI	4-2	W
26	11-26	@ NYI	1-4	L	54	2-2	@ SJS	3-2	W	82	4-18	@ PHI	2-1	W
27	11-28	@ BUF	3-3	T	55	2-4	@ ANA	2-3	L					
28	11-30	FLA	1-1	T	56	2-5	@ LAK	1-3	L					

1998-99					1998-99 (CONT'D)					1998-99 (CONT'D)				
GAME	DATE	OPPONENT	SCORE	RESULT	GAME	DATE	OPPONENT	SCORE	RESULT	GAME	DATE	OPPONENT	SCORE	RESULT
1	10-9	PHI	0-1	L	29	12-14	CGY	5-2	W	57	2-21	@ EDM	2-1*	W
2	10-10	@ MTL	1-7	L	30	12-16	@ NJD	3-6	L	58	2-22	@ CGY	2-6	L
3	10-12	STL	2-4	L	31	12-19	@ TOR	4-7	L	59	2-26	PHX	3-0	W
4	10-16	NJD	1-2	L	32	12-23	CAR	0-1	L	60	2-28	PHI	6-5	W
5	10-17	@ PIT	3-3	T	33	12-26	@ CAR	1-3	W	61	3-2	DAL	2-2	L
6	10-20	EDM	2-2	W	34	12-30	@ PHX	1-3	L	62	3-4	@ WSH	4-2	W
7	10-22	NYI	3-2	W	35	12-31	@ COL	6-3	W	63	3-7	@ BOS	3-1	W
8	10-24	@ PHI	2-2	T	36	1-2	@ STL	1-0	W	64	3-8	TOR	3-2*	W
9	10-27	BUF	0-0	T	37	1-4	SJS	4-3	W	65	3-10	OTT	0-3	L
10	10-30	CAR	1-0	W	38	1-6	NJD	2-5	L	66	3-12	BOS	4-5	L
11	11-3	@ NJD	1-3	L	39	1-7	@ WSH	1-5	L	67	3-14	@ NYI	3-2*	W
12	11-4	MTL	1-4	L	40	1-10	TBL	5-2	W	68	3-15	WSH	1-1	T
13	11-7	@ TOR	6-6	T	41	1-13	NYI	4-3*	W	69	3-19	BUF	2-3*	L
14	11-10	@ TBL	10-2	W	42	1-15	CHI	1-3	L	70	3-21	PIT	2-2	T
15	11-11	@ FLA	1-4	L	43	1-16	@ MTL	0-3	L	71	3-22	@ TBL	3-6	L
16	11-13	BOS	3-3	T	44	1-19	OTT	1-2	L	72	3-24	@ FLA	2-1	W
17	11-18	@ ANA	1-3	L	45	1-21	FLA	1-2	L	73	3-27	@ PHI	1-3	L
18	11-19	@ LAK	5-1	W	46	1-26	@ WSH	4-1	W	74	3-29	NYI	3-1	W
19	11-21	@ SJS	2-2	T	47	1-28	@ CAR	2-3*	L	75	4-2	ANA	1-4	L
20	11-25	@ BUF	2-4	L	48	1-30	@ DET	3-2	W	76	4-4	@ NJD	1-4	L
21	11-27	@ PIT	2-2	T	49	2-1	VAN	1-3	L	77	4-5	@ PHI	5-1	W
22	11-29	NSH	5-1	W	50	2-4	WSH	8-4	W	78	4-8	@ CHI	2-6	L
23	12-1	FLA	5-4*	W	51	2-7	@ BOS	2-3	L	79	4-9	@ DAL	1-3	L
24	12-2	@ NYI	2-1	W	52	2-12	@ CAR	1-3	L	80	4-12	TBL	2-1	W
25	12-5	@ OTT	2-1	W	53	2-14	DET	2-4	L	81	4-15	@ OTT	2-2	T
26	12-7	TOR	6-2	W	54	2-15	@ NSH	7-4	W	82	4-18	PIT	1-2*	L
27	12-9	COL	1-2	L	55	2-17	MTL	3-6	L					
28	12-11	@ BUF	0-2	L	56	2-19	PIT	6-1	W					

1999-00					1999-00 (CONT'D)					1999-00 (CONT'D)				
GAME	DATE	OPPONENT	SCORE	RESULT	GAME	DATE	OPPONENT	SCORE	RESULT	GAME	DATE	OPPONENT	SCORE	RESULT
1	10-1	@ EDM	1-1	T	29	12-15	LAK	8-3	W	57	2-13	NYI	2-4	L
2	10-2	@ VAN	1-2	L	30	12-17	WSH	2-3*	RT	58	2-15	@ TBL	2-2	T
3	10-5	OTT	1-2	L	31	12-19	TBL	5-4*	W	59	2-16	@ FLA	0-3	L
4	10-8	CAR	3-1	W	32	12-21	@ BUF	1-3	L	60	2-18	COL	2-4	L
5	10-10	PHX	4-2	W	33	12-23	@ NYI	2-4	L	61	2-20	PHI	2-3	L
6	10-11	NYI	4-2	W	34	12-26	NJD	3-3	T	62	2-22	PIT	4-3	W
7	10-14	PIT	2-5	L	35	12-28	@ PHX	2-2	T	63	2-25	@ BUF	6-3	W
8	10-17	ATL	4-1	W	36	12-29	@ DAL	3-4*	RT	64	2-26	@ OTT	2-4	L
9	10-19	SJS	1-2	L	37	1-2	@ MTL	2-2	T	65	3-1	BUF	3-3	T
10	10-20	@ PHI	0-5	L	38	1-3	STL	2-5	L	66	3-3	FLA	4-2	W
11	10-22	PHI	0-2	L	39	1-5	TOR	3-2*	W	67	3-6	@ SJS	1-2	L
12	10-24	VAN	0-3	L	40	1-8	@ TOR	5-3	W	68	3-8	@ ANA	4-3*	W
13	10-30	@ MTL	2-2	T	41	1-9	@ CAR	0-1	L	69	3-9	@ LAK	1-3	L
14	11-3	NYI	3-3	T	42	1-15	@ NYI	5-2	W	70	3-11	@ PIT	1-3	L
15	11-5	@ COL	1-4	L	43	1-16	ATL	6-3	W	71	3-13	DAL	3-4	L
16	11-7	@ CHI	3-1	W	44	1-18	CAR	3-2	W	72	3-15	TBL	4-4	T
17	11-10	OTT	3-4	L	45	1-20	@ CAR	4-1	W	73	3-18	@ PHI	3-2	W
18	11-11	@ WSH	5-4*	W	46	1-22	@ STL	4-1	W	74	3-19	@ PIT	4-5	L
19	11-13	BOS	2-5	L	47	1-24	@ ATL	6-3	W	75	3-21	FLA	3-4	L
20	11-18	@ BOS	3-5	L	48	1-25	@ PIT	4-3	W	76	3-23	WSH	1-4	L
21	11-20	@ TOR	3-4*	RT	49	1-27	TOR	3-4	L	77	3-26	@ DET	2-8	L
22	11-24	@ TBL	6-3	W	50	1-29	@ OTT	2-3	L	78	3-27	DET	0-6	L
23	11-26	@ FLA	2-6	L	51	1-31	NSH	5-1	W	79	4-1	@ BOS	2-2	T
24	12-1	@ NJD	2-3	L	52	2-2	NJD	1-3	L	80	4-3	@ WSH	1-4	L
25	12-3	MTL	1-1	T	53	2-3	@ ATL	6-3	W	81	4-5	MTL	0-3	L
26	12-4	@ PIT	3-1	T	54	2-8	NJD	2-2	L	82	4-9	PHI	1-4	L
27	12-6	CGY	3-2*	W	55	2-9	@ NJD	1-4	L					
28	12-8	EDM	2-1*	W	56	2-11	BOS	5-2	W					

*Overtime

ALL-TIME RESULTS GAME-BY-GAME

2000-01					2000-01 (CONT'D)					2000-01 (CONT'D)				
GAME	DATE	OPPONENT	SCORE	RESULT	GAME	DATE	OPPONENT	SCORE	RESULT	GAME	DATE	OPPONENT	SCORE	RESULT
1	10-7	@ ATL	2-1	W	29	12-8	BUF	5-2	W	57	2-12	@ CBJ	4-3	W
2	10-11	MTL	3-1	W	30	12-9	@ BOS	4-6	L	58	2-17	@ TBL	5-4	W
3	10-14	@ PIT	6-8	L	31	12-12	@ SJS	2-3	L	59	2-19	CHI	4-2	W
4	10-16	ANA	3-4	L	32	12-14	@ LAK	5-5	T	60	2-23	@ PIT	4-6	L
5	10-18	@ CHI	4-2	W	33	12-15	@ ANA	4-6	L	61	2-25	@ PHI	1-2	L
6	10-22	TBL	2-4	L	34	12-18	FLA	6-3	W	62	2-26	OTT	2-3	L
7	10-24	PHI	4-5	L	35	12-20	STL	3-6	L	63	2-28	FLA	4-2	W
8	10-26	@ PHI	0-3	L	36	12-23	NSH	2-3*	OTL	64	3-2	PIT	5-7	L
9	10-27	PIT	1-4	L	37	12-27	@ CAR	3-4	L	65	3-4	@ NSH	2-5	L
10	10-29	BOS	5-1	W	38	12-28	ATL	1-4	L	66	3-5	NYI	2-5	L
11	11-1	TBL	6-1	W	39	12-31	@ DAL	1-6	L	67	3-9	@ WSH	3-5	L
12	11-2	@ OTT	5-6	L	40	1-4	@ PHX	1-3	L	68	3-10	@ OTT	3-2	W
13	11-4	@ MTL	5-2	W	41	1-6	NJD	5-5	T	69	3-12	PIT	3-3	T
14	11-7	EDM	4-3	W	42	1-8	DAL	1-2	L	70	3-14	@ BUF	3-6	L
15	11-9	@ WSH	5-3	W	43	1-13	@ BOS	1-4	L	71	3-17	@ PHI	1-2	L
16	11-12	PHX	0-2	L	44	1-14	MIN	4-2	W	72	3-19	WSH	6-3	W
17	11-15	@ MIN	3-2	W	45	1-16	PHI	4-3*	W	73	3-21	@ NJD	0-4	L
18	11-17	@ VAN	3-4	L	46	1-18	TOR	2-1*	W	74	3-24	DET	0-6	L
19	11-18	@ CGY	5-4*	W	47	1-20	@ TOR	2-2	T	75	3-25	BOS	3-4	L
20	11-21	TOR	1-3	L	48	1-22	@ CAR	5-2	W	76	3-28	NYI	4-2	W
21	11-22	@ NYI	4-3*	W	49	1-24	CAR	2-3	L	77	3-29	@ NYI	6-4	W
22	11-24	@ BUF	2-3	L	50	1-26	NYI	2-3	L	78	3-31	@ NJD	4-3	W
23	11-26	OTT	3-2	W	51	1-27	@ TOR	1-3	L	79	4-1	@ ATL	4-2	W
24	11-28	LAK	7-6	W	52	1-29	ATL	2-7	L	80	4-4	CAR	1-3	L
25	11-29	@ NJD	2-5	L	53	1-31	MTL	4-2	W	81	4-5	@ TBL	4-3*	W
26	12-2	@ TOR	2-8	L	54	2-6	BUF	3-6	L	82	4-7	@ FLA	0-3	L
27	12-3	COL	3-6	L	55	2-9	@ FLA	4-2	W					
28	12-6	WSH	3-2	W	56	2-11	NJD	1-1	T					

2001-02					2001-02 (CONT'D)					2001-02 (CONT'D)				
GAME	DATE	OPPONENT	SCORE	RESULT	GAME	DATE	OPPONENT	SCORE	RESULT	GAME	DATE	OPPONENT	SCORE	RESULT
1	10-5	@ CAR	1-3	L	29	12-2	TBL	1-0	W	57	2-8	@ ATL	2-1	W
2	10-7	BUF	5-4*	W	30	12-4	@ WSH	2-5	L	58	2-10	PIT	4-3	W
3	10-10	WSH	2-5	L	31	12-6	TOR	3-6	L	59	2-13	@ DAL	2-4	L
4	10-13	@ OTT	2-2*	T	32	12-9	COL	3-4	L	60	2-26	NJD	3-4	L
5	10-15	@ MTL	2-1	W	33	12-10	CAR	3-4*	OTL	61	2-28	OTT	0-3	L
6	10-17	NJD	4-3*	W	34	12-12	NSH	2-4	L	62	3-2	PHI	6-5	W
7	10-19	@ ATL	4-3	W	35	12-15	BUF	4-2	W	63	3-4	CGY	3-5	L
8	10-20	@ TBL	2-5	L	36	12-17	FLA	4-2	W	64	3-5	@ MIN	3-2*	W
9	10-22	SJS	1-5	L	37	12-19	NJD	2-2*	T	65	3-7	@ CHI	1-5	L
10	10-25	@ STL	1-5	L	38	12-21	NYI	1-2	L	66	3-9	@ PIT	2-3*	OTL
11	10-27	@ BOS	2-1*	W	39	12-23	OTT	3-2	W	67	3-11	MTL	2-1	W
12	10-29	DAL	4-2	W	40	12-28	@ SJS	5-3	W	68	3-13	BOS	1-3	L
13	10-31	FLA	1-3	L	41	12-29	@ LAK	5-4	W	69	3-16	@ NJD	1-3	L
14	11-2	@ CAR	2-3	L	42	12-31	@ PHX	0-5	L	70	3-17	DET	3-5	L
15	11-3	@ FLA	5-3	W	43	1-2	@ EDM	1-4	L	71	3-19	VAN	1-3	L
16	11-6	MIN	3-1	W	44	1-3	@ COL	2-3*	OTL	72	3-21	@ OTT	5-2	W
17	11-8	@ NYI	6-2	W	45	1-5	@ PIT	1-4	L	73	3-22	ATL	2-5	L
18	11-10	@ BUF	4-2	W	46	1-9	LAK	0-4	L	74	3-25	@ NYI	2-4	L
19	11-11	MTL	3-2*	W	47	1-12	@ PHI	2-4	L	75	3-27	PHI	2-4	L
20	11-14	PHI	4-2	W	48	1-14	CBJ	2-2*	T	76	3-30	@ FLA	4-2	W
21	11-17	@ PIT	0-1*	OTL	49	1-16	@ CBJ	0-2	L	77	4-1	@ TOR	6-4	W
22	11-18	ATL	6-2	W	50	1-17	@ NJD	4-6	L	78	4-4	@ TBL	4-2	W
23	11-20	COL	5-3	W	51	1-22	@ NYI	5-4	W	79	4-6	@ BOS	6-4	W
24	11-23	@ WSH	2-6	L	52	1-23	BOS	9-4	W	80	4-8	PIT	3-2	W
25	11-25	ANA	2-3	L	53	1-26	WSH	6-3	W	81	4-10	TOR	2-7	L
26	11-27	@ BUF	2-2*	T	54	1-28	TBL	0-1	L	82	4-13	@ PHI	1-2	L
27	11-29	CAR	5-0	W	55	1-30	NYI	3-6	L					
28	12-1	@ MTL	3-1	W	56	2-6	@ DET	1-3	L					

2002-03					2002-03 (CONT'D)					2002-03 (CONT'D)				
GAME	DATE	OPPONENT	SCORE	RESULT	GAME	DATE	OPPONENT	SCORE	RESULT	GAME	DATE	OPPONENT	SCORE	RESULT
1	10-9	@ CAR	4-1	W	29	12-5	@ PHI	2-3*	OTL	57	2-6	@ STL	4-4	T
2	10-11	MTL	1-4	L	30	12-6	BUF	1-4	L	58	2-8	@ PHI	1-2	L
3	10-12	@ PIT	0-6	L	31	12-8	BOS	1-4	L	59	2-12	@ FLA	3-1	W
4	10-15	TOR	5-4	W	32	12-11	CHI	3-4	L	60	2-14	PIT	1-0	W
5	10-17	@ BUF	4-4	T	33	12-14	@ TOR	1-4	L	61	2-15	@ BUF	4-5	L
6	10-19	NSH	2-2	T	34	12-16	SJS	2-1*	W	62	2-17	@ OTT	2-3	L
7	10-21	TBL	2-4	L	35	12-19	MTL	1-3	L	63	2-19	@ MIN	4-2	W
8	10-23	@ WSH	1-2	L	36	12-23	@ DET	2-3	L	64	2-21	@ ANA	6-2	W
9	10-25	LAK	2-6	L	37	12-23	NJD	2-2	T	65	2-23	@ COL	1-4	L
10	10-26	@ TOR	4-3	W	38	12-26	PIT	1-6	L	66	2-25	@ NJD	3-3	T
11	10-28	PHX	3-2*	W	39	12-28	@ FLA	2-1*	W	67	2-27	BOS	4-1	W
12	10-30	@ TBL	0-3	L	40	12-29	@ TBL	3-5	L	68	3-1	FLA	5-2	W
13	11-2	@ BOS	2-3	L	41	12-31	@ CAR	2-0	W	69	3-3	NYI	1-1	T
14	11-3	STL	2-3	L	42	1-4	WSH	2-2	T	70	3-7	PHI	5-1	W
15	11-5	EDM	2-5	W	43	1-6	OTT	2-5	L	71	3-10	FLA	1-2	L
16	11-7	@ CGY	1-0*	W	44	1-8	CAR	5-1	W	72	3-13	@ OTT	2-3*	OTL
17	11-9	@ CBJ	3-6	L	45	1-9	@ MTL	2-3	L	73	3-15	@ NJD	1-3	L
18	11-11	@ SJS	5-4	W	46	1-11	@ PIT	3-1	W	74	3-17	NYI	1-0	W
19	11-14	@ CGY	2-1	W	47	1-13	TOR	5-1	W	75	3-19	@ BUF	3-0	W
20	11-16	@ VAN	1-3	L	48	1-15	@ WSH	2-1*	W	76	3-22	@ PHI	2-1	W
21	11-19	ANA	3-2*	W	49	1-19	PHI	2-4	L	77	3-26	PIT	1-3	L
22	11-21	@ NJD	4-4	T	50	1-21	@ NYI	5-0	W	78	3-29	@ BOS	3-1	W
23	11-23	NYI	1-3	L	51	1-23	@ NSH	4-2	W	79	3-31	ATL	3-4*	OTL
24	11-25	CAR	3-1	W	52	1-25	ATL	1-4	L	80	4-1	@ NYI	2-2	T
25	11-28	@ ATL	4-7	L	53	1-26	@ WSH	2-7	L	81	4-4	NJD	1-2	L
26	11-29	@ TBL	4-3	W	54	1-28	ATL	2-5	L	82	4-5	@ MTL	4-5	L
27	12-1	TBL	4-3	W	55	1-30	COL	3-4*	OTL					
28	12-3	CBJ	5-3	W	56	2-5	OTT	3-5	L					

*Overtime

ALL-TIME RESULTS GAME-BY-GAME

2003-04					2003-04 (CONT'D)					2003-04 (CONT'D)				
GAME	DATE	OPPONENT	SCORE	RESULT	GAME	DATE	OPPONENT	SCORE	RESULT	GAME	DATE	OPPONENT	SCORE	RESULT
1	10-10	@ MIN	3-5	L	29	12-12	@ BUF	3-1	W	57	2-12	@ PHI	1-2	L
2	10-11	@ CBJ	0-5	L	30	12-13	@ TOR	1-3	L	58	2-14	@ PHI	2-6	L
3	10-16	ATL	0-0	T	31	12-18	NYI	4-3	W	59	2-16	OTT	1-4	L
4	10-18	CAR	2-2	T	32	12-20	@ OTT	1-3	L	60	2-19	NYI	6-2	W
5	10-20	FLA	3-1	W	33	12-22	BOS	4-2	W	61	2-21	NJD	3-7	L
6	10-25	DET	3-1	W	34	12-26	TOR	5-5*	T	62	2-23	MTL	1-4	L
7	10-28	ANA	1-3	L	35	12-29	@ PHX	3-2*	W	63	2-26	@ NYI	6-3	W
8	10-30	CAR	4-1	W	36	12-30	@ LAK	3-2*	W	64	2-28	@ NSH	1-2*	OTL
9	11-1	@ MTL	5-1	W	37	1-1	@ STL	4-5	L	65	2-29	@ ATL	2-3	L
10	11-2	COL	2-3*	OTL	38	1-3	@ PIT	4-1	W	66	3-2	ATL	3-4	L
11	11-4	DAL	3-0	L	39	1-5	CGY	0-5	L	67	3-4	@ BOS	1-3	L
12	11-6	@ CAR	3-6	L	40	1-8	@ CAR	2-3	L	68	3-5	WSH	3-2	W
13	11-8	PHI	1-2*	OTL	41	1-10	@ NYI	3-2	W	69	3-7	PIT	4-7	L
14	11-10	EDM	4-5	L	42	1-11	TBL	1-2*	OTL	70	3-9	@ ATL	2-0	W
15	11-12	PIT	6-2	W	43	1-13	NYI	4-1	W	71	3-12	@ TBL	2-5	L
16	11-15	@ NJD	0-5	L	44	1-15	NJD	3-3	T	72	3-13	@ FLA	2-3*	OTL
17	11-16	@ CHI	2-2	T	45	1-17	@ MTL	2-2	T	73	3-15	NJD	1-3	L
18	11-18	@ SJS	2-2	L	46	1-19	@ BOS	2-5	L	74	3-18	@ WSH	3-4*	OTL
19	11-20	COL	3-4	L	47	1-20	BOS	1-4	L	75	3-20	@ PHI	0-3	L
20	11-23	OTT	6-2	W	48	1-22	PHI	4-4	L	76	3-21	PIT	3-4*	OTL
21	11-25	@ TBL	2-0	W	49	2-4	@ OTT	1-9	L	77	3-23	PIT	2-5	L
22	11-26	@ FLA	3-3	T	50	1-26	FLA	5-2	W	78	3-25	NSH	2-4	L
23	11-28	PIT	4-1	W	51	1-28	WSH	1-2	L	79	3-27	@ PHI	3-1	W
24	11-30	TOR	2-4	L	52	1-30	BUF	1-3	L	80	3-30	@ NJD	0-5	L
25	12-2	@ TOR	4-5	L	53	1-31	@ BUF	1-3	L	81	3-31	BUF	3-4	L
26	12-4	@ NYI	4-2	W	54	2-2	VAN	4-3	W	82	4-3	@ WSH	3-2*	W
27	12-7	TBL	2-3	L	55	2-4	MIN	3-4	L					
28	12-10	MTL	1-2	L	56	2-11	@ NJD	3-1	W					

2005-06					2005-06 (CONT'D)					2005-06 (CONT'D)				
GAME	DATE	OPPONENT	SCORE	RESULT	GAME	DATE	OPPONENT	SCORE	RESULT	GAME	DATE	OPPONENT	SCORE	RESULT
1	10-5	@ PHI	5-3	W	29	12-5	@ MIN	3-1	W	57	2-10	@ TOR	4-2	W
2	10-6	MTL	3-4*	OT	30	12-7	@ CHI	1-2*	OT	58	2-11	@ TOR	4-2	W
3	10-8	@ NJD	2-3*	OT	31	12-8	@ NSH	5-1	W	59	3-2	@ PHI	6-1	W
4	10-10	@ WSH	2-3	L	32	12-10	@ STL	5-4*	W	60	3-4	@ NJD	1-2	L
5	10-13	NJD	4-1	W	33	12-13	VAN	2-3	L	61	3-6	CAR	1-2	L
6	10-15	ATL	5-1	W	34	12-18	COL	1-2	L	62	3-8	@ ATL	2-3**	OT
7	10-17	FLA	4-0	W	35	12-20	NJD	1-3	L	63	3-11	@ MTL	0-1	L
8	10-19	NYI	2-3**	OT	36	12-22	TBL	4-2	W	64	3-12	ATL	2-3*	OT
9	10-20	@ NYI	4-5	L	37	12-26	@ OTT	2-6	L	65	3-14	@ CAR	3-5	L
10	10-22	@ BUF	1-3	L	38	12-28	@ NYI	6-2	W	66	3-16	WSH	5-4	W
11	10-27	NYI	3-1	W	39	12-31	@ PIT	3-4*	OT	67	3-18	TOR	5-2	W
12	10-29	@ MTL	5-2	W	40	1-3	TBL	0-1*	OT	68	3-20	BOS	5-2	W
13	10-31	MTL	1-4	L	41	1-5	PHI	3-4*	OT	69	3-22	PHI	3-6	L
14	11-3	@ NJD	4-2	W	42	1-7	FLA	4-0	W	70	3-24	@ FLA	2-3**	OT
15	11-5	NJD	3-2**	W	43	1-10	CGY	4-2	W	71	3-25	@ TBL	3-4**	OT
16	11-7	PIT	2-3	L	44	1-12	EDM	5-4*	W	72	3-27	BUF	5-4**	W
17	11-9	@ FLA	4-3**	W	45	1-14	@ DET	3-4	L	73	3-29	@ NYI	5-1	W
18	11-10	@ TBL	5-2	W	46	1-16	@ CBJ	3-4	L	74	3-30	@ OTT	1-4	L
19	11-12	@ PIT	6-1	W	47	1-19	@ PIT	4-2	W	75	4-1	@ PHI	3-2**	W
20	11-15	@ TOR	1-2	L	48	1-21	@ BOS	3-2**	W	76	4-6	NYI	3-1	W
21	11-17	@ CAR	1-5	L	49	1-22	NJD	3-1	W	77	4-8	@ BOS	4-3*	W
22	11-19	CAR	4-3	W	50	1-24	BUF	1-2	L	78	4-9	@ NJD	2-3	L
23	11-20	BOS	3-2	W	51	1-28	PIT	7-1	W	79	4-11	NYI	2-3	L
24	11-22	@ BUF	3-2**	W	52	1-30	PHI	2-3*	OT	80	4-13	@ PIT	3-5	L
25	11-24	@ ATL	6-3	W	53	2-1	PIT	3-1	W	81	4-15	@ PHI	1-4	L
26	11-26	WSH	3-2**	W	54	2-2	@ NYI	5-2	W	82	4-18	OTT	1-5	L
27	12-1	PIT	2-1	W	55	2-4	@ PHI	4-3*	W					
28	12-3	@ WSH	1-5	L	56	2-8	OTT	5-1	W					

2006-07					2006-07 (CONT'D)					2006-07 (CONT'D)				
GAME	DATE	OPPONENT	SCORE	RESULT	GAME	DATE	OPPONENT	SCORE	RESULT	GAME	DATE	OPPONENT	SCORE	RESULT
1	10-5	@ WSH	5-2	W	29	12-9	@ OTT	3-1	W	57	2-15	@ CAR	4-1	W
2	10-7	@ PHI	5-4**	W	30	12-10	FLA	2-1	W	58	2-17	PHI	3-5	L
3	10-10	PHI	2-4	L	31	12-12	@ PHI	3-1	W	59	2-18	CHI	2-1	W
4	10-12	PIT	5-6	L	32	12-14	@ DAL	5-2	W	60	2-20	@ NJD	1-2	L
5	10-14	@ BUF	4-7	L	33	12-16	@ TOR	2-9	L	61	2-22	NJD	2-3**	OT
6	10-16	NJD	4-2	W	34	12-17	NJD	1-6	L	62	2-24	CBJ	2-3	L
7	10-18	NSH	0-3	L	35	12-19	NYI	3-4	L	63	2-27	MTL	4-0	W
8	10-21	@ TOR	5-4**	W	36	12-21	@ FLA	2-3	L	64	3-1	PIT	3-4**	OT
9	10-25	FLA	2-4	L	37	12-23	@ TBL	3-4	L	65	3-3	STL	3-2**	W
10	10-28	@ PHX	7-3	W	38	12-26	@ NYI	0-2	L	66	3-5	NYI	2-1**	W
11	10-30	@ LAK	1-4	L	39	12-29	@ OTT	0-1	L	67	3-8	@ NYI	2-1	W
12	11-1	@ ANA	4-3*	W	40	12-20	WSH	4-1	W	68	3-10	@ PIT	2-3*	OT
13	11-2	@ SJS	3-1	W	41	1-2	@ NJD	3-2**	W	69	3-11	CAR	2-1**	W
14	11-5	BUF	3-4*	OT	42	1-4	PHI	3-2	W	70	3-13	OTT	2-3	L
15	11-8	@ FLA	4-3**	W	43	1-6	@ MTL	4-3	W	71	3-16	@ ATL	1-2*	OT
16	11-10	@ ATL	5-2	W	44	1-9	NYI	3-5	L	72	3-17	BOS	7-0	W
17	11-11	WSH	1-3	L	45	1-11	OTT	4-6	L	73	3-19	PIT	2-1	W
18	11-14	NJD	3-2	W	46	1-13	BOS	3-1	W	74	3-21	PHI	5-0	W
19	11-15	@ CAR	1-2	L	47	1-16	@ NJD	0-1	L	75	3-24	@ BOS	2-1**	W
20	11-18	@ PIT	1-3	L	48	1-20	ATL	1-3	L	76	3-25	@ NYI	2-1*	W
21	11-19	TBL	4-1	W	49	1-27	@ PHI	2-1	W	77	3-27	@ MTL	4-6	L
22	11-21	CAR	4-0	W	50	1-29	@ BOS	6-1	W	78	3-31	@ PHI	6-4	W
23	11-25	@ PIT	2-1*	W	51	1-31	TOR	1-2	L	79	4-1	TOR	7-2	W
24	11-26	BUF	2-3*	OT	52	2-3	@ TBL	2-3	L	80	4-3	@ NYI	2-3**	OT
25	11-28	ATL	4-5*	OT	53	2-5	DET	3-4	L	81	4-5	MTL	3-1	W
26	12-1	@ BUF	3-4**	OT	54	2-6	@ NJD	2-3**	OT	82	4-7	@ PIT	1-2	L
27	12-3	NYI	4-7	L	55	2-9	TBL	5-0	W					
28	12-7	PIT	3-2**	W	56	2-10	@ WSH	5-2	W					

* Overtime
** Shootout

ALL-TIME RESULTS GAME-BY-GAME

2007-08

GAME	DATE	OPPONENT	SCORE	RESULT
1	10-4	FLA	5-2	W
2	10-6	@ OTT	0-2	L
3	10-10	@ NYI	1-2	L
4	10-12	WSH	3-1	W
5	10-13	OTT	1-3	L
6	10-18	ATL	3-5	L
7	10-20	@ BOS	0-1**	OT
8	10-23	@ PIT	0-1	L
9	10-25	NJD	2-0	W
10	10-27	TOR	1-4	L
11	10-29	TBL	3-1	W
12	11-1	WSH	2-0	W
13	11-3	NJD	2-1**	W
14	11-5	PHI	2-0	W
15	11-6	@ NYI	2-3	L
16	11-8	PIT	4-2	W
17	11-10	@ TOR	3-2**	W
18	11-14	@ NJD	4-2	W
19	11-15	@ PHI	4-3**	W
20	11-17	@ PIT	4-3*	W
21	11-19	NYI	1-2	L
22	11-21	@ TBL	2-1	W
23	11-23	@ FLA	2-3**	OT
24	11-25	DAL	2-3	L
25	11-29	NYI	4-2	W
26	12-1	@ OTT	5-2	W
27	12-3	CAR	0-4	L
28	12-6	TOR	2-6	L

2007-08 (CONT'D)

GAME	DATE	OPPONENT	SCORE	RESULT
29	12-7	@ ATL	2-4	L
30	12-9	@ NJD	1-0*	W
31	12-12	@ WSH	4-5*	OT
32	12-16	PHX	1-5	L
33	12-18	PIT	4-0	W
34	12-20	@ MIN	3-6	L
35	12-21	@ COL	3-4*	OT
36	12-23	OTT	1-3	L
37	12-26	CAR	4-2	W
38	12-29	@ TOR	6-1	W
39	12-30	MTL	4-3*	W
40	1-2	@ CGY	3-4	L
41	1-3	@ VAN	0-3	L
42	1-5	@ EDM	2-3**	OT
43	1-8	TBL	3-5	L
44	1-10	PHI	2-6	L
45	1-12	MTL	4-1	W
46	1-14	@ PIT	1-4	L
47	1-16	@ BUF	2-1	W
48	1-19	@ BOS	3-4**	OT
49	1-20	BOS	1-3	L
50	1-22	ATL	4-0	W
51	1-24	ATL	2-1**	W
52	1-29	@ CAR	1-3	L
53	1-31	@ PHI	4-0	W
54	2-1	@ NJD	3-1	W
55	2-3	@ MTL	5-3	W
56	2-5	LAK	2-4	L

2007-08 (CONT'D)

GAME	DATE	OPPONENT	SCORE	RESULT
57	2-7	@ ANA	1-4	L
58	2-9	@ PHI	2-0	W
59	2-10	@ WSH	2-3*	OT
60	2-16	BUF	5-1	W
61	2-17	SJS	3-1	W
62	2-19	@ MTL	5-6**	OT
63	2-23	@ BUF	4-3	W
64	2-24	FLA	5-0	W
65	2-28	@ CAR	4-2	W
66	3-2	PHI	5-4**	W
67	3-4	NYI	3-4**	OT
68	3-6	@ NYI	4-1	W
69	3-9	BOS	1-0**	W
70	3-10	@ BUF	3-2**	W
71	3-14	@ FLA	2-3	L
72	3-15	@ TBL	0-3	L
73	3-18	PIT	5-2	W
74	3-19	@ NJD	2-1**	W
75	3-21	@ PHI	3-4**	OT
76	3-25	PHI	1-2*	OT
77	3-27	NJD	3-2	W
78	3-30	@ PIT	1-3	L
79	3-31	PIT	2-1*	W
80	4-3	@ NYI	3-0	W
81	4-4	NYI	3-4**	OT
82	4-6	@ NJD	2-3**	OT

2008-09

GAME	DATE	OPPONENT	SCORE	RESULT
1	10-4	@ TBL	2-1	W
2	10-5	TBL	2-1	W
3	10-10	CHI	4-2	W
4	10-11	@ PHI	4-3	W
5	10-13	NJD	4-1	W
6	10-15	BUF	1-3	L
7	10-17	TOR	1-0**	W
8	10-18	@ DET	4-5*	OT
9	10-20	DAL	1-2	L
10	10-24	@ CBJ	3-1	W
11	10-25	PIT	3-2**	W
12	10-27	@ NYI	4-2	W
13	10-30	ATL	3-2	W
14	11-1	@ TOR	2-5	L
15	11-4	NYI	1-2	L
16	11-6	TBL	5-2	W
17	11-8	@ WSH	1-3	L
18	11-10	EDM	2-3**	OT
19	11-12	@ NJD	5-2	W
20	11-15	BOS	3-2**	W
21	11-17	OTT	2-1**	W
22	11-19	VAN	3-6	L
23	11-22	@ OTT	1-4	L
24	11-24	PHX	4-1	W
25	11-26	@ TBL	3-2**	W
26	11-28	@ FLA	4-3**	W
27	11-30	FLA	0-4	L
28	12-3	PIT	3-2**	W

2008-09 (CONT'D)

GAME	DATE	OPPONENT	SCORE	RESULT
29	12-4	@ MTL	2-6	L
30	12-9	CGY	0-3	L
31	12-10	@ ATL	3-2*	W
32	12-12	@ NJD	5-8	L
33	12-13	CAR	3-2**	W
34	12-16	@ ANA	3-1	W
35	12-17	@ LAK	3-2*	W
36	12-20	@ SJS	2-3	L
37	12-23	WSH	4-5*	OT
38	12-27	NJD	2-4	L
39	12-29	NYI	5-4	W
40	1-3	@ WSH	1-2	L
41	1-5	PIT	4-0	W
42	1-7	MTL	3-6	L
43	1-9	@ BUF	1-2**	OT
44	1-10	@ OTT	2-0	W
45	1-13	@ NYI	2-1	W
46	1-16	@ CHI	3-2*	W
47	1-18	@ PIT	0-3	L
48	1-20	ANA	4-2	W
49	1-27	CAR	3-2	W
50	1-28	@ PIT	2-6	L
51	1-31	@ BOS	0-1	L
52	2-3	ATL	1-2**	OT
53	2-6	@ DAL	2-10	L
54	2-9	@ NJD	0-3	L
55	2-11	WSH	5-4**	W
56	2-13	@ FLA	1-2**	OT

2008-09 (CONT'D)

GAME	DATE	OPPONENT	SCORE	RESULT
57	2-15	PHI	2-5	L
58	2-16	@ STL	1-2	L
59	2-18	NYI	3-1	W
60	2-21	@ BUF	2-4	L
61	2-22	TOR	2-3*	OT
62	2-25	@ TOR	1-2**	OT
63	2-26	FLA	1-2	L
64	2-28	COL	6-1	W
65	3-5	@ NYI	4-2	W
66	3-8	BOS	4-3	W
67	3-9	@ CAR	0-3	L
68	3-12	@ NSH	4-2	W
69	3-14	@ PHI	2-4	L
70	3-15	PHI	4-1	W
71	3-17	@ MTL	4-3**	W
72	3-21	BUF	5-3	W
73	3-22	OTT	1-2	L
74	3-24	MIN	2-1	W
75	3-25	@ ATL	4-5**	OT
76	3-26	@ PIT	3-4	L
77	3-30	NJD	3-0	W
78	4-2	@ CAR	2-4	L
79	4-4	@ BOS	0-1	L
80	4-7	MTL	3-1	W
81	4-9	PHI	2-1	W
82	4-12	@ PHI	4-3	W

2009-10

GAME	DATE	OPPONENT	SCORE	RESULT
1	10-2	@ PIT	2-3	L
2	10-3	OTT	5-2	W
3	10-5	@ NJD	3-2	W
4	10-8	@ WSH	4-3	W
5	10-11	ANA	3-0	W
6	10-12	TOR	7-2	W
7	10-14	LAK	4-2	W
8	10-17	@ TOR	4-1	W
9	10-19	SJS	3-7	L
10	10-22	NJD	2-4	L
11	10-24	@ MTL	4-5*	OT
12	10-26	PHX	5-2	W
13	10-28	@ NYI	1-3	L
14	10-30	@ MIN	2-3	L
15	11-1	BOS	1-0	W
16	11-3	@ VAN	1-3	L
17	11-5	@ EDM	4-2	W
18	11-7	@ CGY	1-3	L
19	11-12	ATL	3-5	L
20	11-14	@ OTT	2-1**	W
21	11-17	WSH	2-4	L
22	11-21	FLA	2-3	L
23	11-23	CBJ	7-4	W
24	11-25	@ FLA	2-1**	W
25	11-27	@ TBL	1-5	L
26	11-28	@ PIT	3-8	L
27	11-30	PIT	2-5	L
28	12-5	@ BUF	2-1	W

2009-10 (CONT'D)

GAME	DATE	OPPONENT	SCORE	RESULT
29	12-6	DET	1-3	L
30	12-9	@ CHI	1-2*	OT
31	12-12	BUF	2-3	L
32	12-14	ATL	2-3**	OT
33	12-16	NYI	1-2	L
34	12-17	@ NYI	5-2	W
35	12-19	@ PHI	2-1	W
36	12-21	@ CAR	3-1	W
37	12-23	FLA	4-1	W
38	12-26	NYI	2-3*	OT
39	12-30	PHI	0-6	L
40	12-31	@ CAR	2-1	W
41	1-2	CAR	1-2*	OT
42	1-4	BOS	3-2	W
43	1-6	DAL	5-2	W
44	1-7	@ ATL	1-2**	OT
45	1-9	@ BOS	3-1	W
46	1-12	NJD	0-1**	OT
47	1-14	OTT	0-2	L
48	1-16	@ STL	1-4	L
49	1-17	MTL	6-2	W
50	1-19	TBL	8-2	W
51	1-21	@ PHI	0-2	L
52	1-23	@ MTL	0-6	L
53	1-25	PIT	2-4	L
54	1-27	CAR	1-5	L
55	1-30	@ PHX	2-3	L
56	1-31	@ COL	3-1	W

2009-10 (CONT'D)

GAME	DATE	OPPONENT	SCORE	RESULT
57	2-2	@ LAK	1-2	L
58	2-4	WSH	5-6	L
59	2-6	NJD	3-1	W
60	2-10	NSH	1-2	L
61	2-12	@ PIT	3-2*	W
62	2-14	TBL	5-2	W
63	2-2	@ OTT	3-2	W
64	3-4	PIT	4-5*	OT
65	3-6	@ WSH	0-2	L
66	3-7	BUF	1-2*	OT
67	3-10	@ NJD	3-6	L
68	3-12	@ ATL	5-2	W
69	3-14	PHI	3-1	W
70	3-16	PHI	1-3	L
71	3-18	STL	3-4	L
72	3-21	@ BOS	1-2	L
73	3-24	NYI	5-0	W
74	3-25	@ NJD	4-3**	W
75	3-27	@ TOR	2-3*	OT
76	3-30	@ NYI	4-3	W
77	4-2	@ TBL	5-0	W
78	4-3	@ FLA	4-1	W
79	4-6	@ BUF	2-5	L
80	4-7	TOR	5-1	W
81	4-9	PHI	4-3	W
82	4-11	@ PHI	1-2**	OT

* Overtime
** Shootout

ALL-TIME RESULTS GAME-BY-GAME

2010-II					2010-II (CONT'D)					2010-II (CONT'D)				
GAME	DATE	OPPONENT	SCORE	RESULT	GAME	DATE	OPPONENT	SCORE	RESULT	GAME	DATE	OPPONENT	SCORE	RESULT
1	10-9	@ BUF	6-3	W	29	12-5	@ OTT	1-3	L	57	2-11	@ ATL	2-3	L
2	10-11	@ NYI	4-6	L	30	12-9	@ OTT	5-3	W	58	2-13	PIT	5-3	W
3	10-15	TOR	3-4*	OT	31	12-11	@ CBJ	1-3	L	59	2-17	LA	4-3**	OT
4	10-18	COL	1-3	L	32	12-12	WSH	7-0	W	60	2-18	@ NJ	0-1	L
5	10-21	@ TOR	2-1	W	33	12-15	@ PIT	4-1	W	61	2-20	PHI	2-4	L
6	10-23	@ BOS	3-2	W	34	12-16	PHO	4-3**	OT	62	2-22	@ CAR	4-3**	OT
7	10-24	NJD	3-1	W	35	12-18	@ PHI	1-4	L	63	2-25	@ WSH	6-0	W
8	10-27	ATL	4-6	L	36	12-23	TB	3-4**	OT	64	2-27	TB	1-2	L
9	10-29	CAR	3-4	L	37	12-27	NYI	7-2	W	65	3-1	BUF	2-3	L
10	10-30	@ TOR	2-0	W	38	12-29	@ NJ	3-1	W	66	3-3	MIN	1-3	L
11	11-1	CHI	3-2	W	39	1-1	@ TB	1-2*	OT	67	3-4	@ OTT	4-1	W
12	11-4	@ PHI	1-4	L	40	1-2	@ FLA	0-3	L	68	3-6	PHI	7-0	W
13	11-5	@ NJD	3-0	W	41	1-5	CAR	2-1*	OT	69	3-9	@ ANA	2-5	L
14	11-7	STL	0-2	L	42	1-7	@ DAL	3-2**	OT	70	3-12	@ SJ	3-2**	OT
15	11-9	WAS	3-5	L	43	1-8	@ STL	2-1	W	71	3-15	NYI	6-3	W
16	11-11	BUF	3-2*	OT	44	1-11	MTL	1-2	L	72	3-18	MTL	6-3	W
17	11-14	EDM	8-2	W	45	1-13	VAN	1-0	W	73	3-20	@ PIT	5-2	W
18	11-15	@ PIT	3-2*	OT	46	1-15	@ MTL	2-3	L	74	3-22	FLA	1-0	W
19	11-17	BOS	2-3	L	47	1-16	PHI	2-3	L	75	3-24	OTT	1-2**	OT
20	11-19	@ COL	1-5	L	48	1-17	TOR	7-0	W	76	3-25	@ BOS	1-0	W
21	11-20	@ MIN	5-2	W	49	1-20	@ CAR	1-4	L	77	3-30	@ BUF	0-1	L
22	11-22	CGY	2-1	W	50	1-22	@ ATL	3-2**	OT	78	3-31	@ NYI	2-6	L
23	11-24	@ TBL	3-5	L	51	1-24	@ WSH	2-1**	OT	79	4-3	@ PHI	3-2**	OT
24	11-26	@ FLA	3-0	W	52	1-25	FLA	3-4	L	80	4-4	BOS	5-3	W
25	11-27	@ NSH	2-1**	OT	53	2-1	PIT	3-4**	OT	81	4-7	ATL	0-3	L
26	11-29	PIT	1-3	L	54	2-3	NJ	2-3	L	82	4-9	NJD	5-2	W
27	12-2	@ NYI	6-5	W	55	2-5	@ MTL	0-2	L					
28	12-3	NYI	2-0	W	56	2-7	@ DET	2-3	L					

2011-12					2011-12 (CONT'D)					2011-12 (CONT'D)				
GAME	DATE	OPPONENT	SCORE	RESULT	GAME	DATE	OPPONENT	SCORE	RESULT	GAME	DATE	OPPONENT	SCORE	RESULT
1	10-7	@ LA	2-3*	OT	29	12-15	@ STL	1-4	L	57	2-19	CBJ	3-2*	W
2	10-9	@ ANA	1-2**	OT	30	12-17	@ PHX	3-2	W	58	2-21	@ PIT	0-2	L
3	10-15	@ NYI	2-4	L	31	12-20	@ NJD	4-1	W	59	2-24	@ NYI	3-4**	OT
4	10-18	@ VAN	4-0	W	32	12-22	NYI	4-2	W	60	2-25	BUF	3-2*	W
5	10-20	@ CGY	3-2*	W	33	12-23	PHI	4-2	W	61	2-27	NJD	2-0	W
6	10-22	@ EDM	0-2	L	34	12-26	NYI	3-0	W	62	3-1	@ CAR	3-2	W
7	10-24	@ WPG	2-1	W	35	12-28	@ WSH	1-4	L	63	3-2	@ TBL	3-4*	OT
8	10-27	TOR	2-4	L	36	12-30	@ FLA	4-1	W	64	3-4	BOS	4-3	W
9	10-29	OTT	4-5**	OT	37	1-2	@ PHI	3-2	W	65	3-6	@ NJD	1-4	L
10	10-31	SJ	5-2	W	38	1-5	FLA	3-2*	W	66	3-8	@ OTT	1-4	L
11	11-3	ANA	2-1**	W	39	1-6	@ PIT	3-1	W	67	3-9	@ CHI	3-4	L
12	11-5	MTL	5-3	W	40	1-10	PHX	2-1**	W	68	3-11	NYI	4-3	W
13	11-6	WPG	3-0	W	41	1-12	OTT	0-3	L	69	3-13	CAR	4-2	W
14	11-9	@ OTT	3-2	W	42	1-14	@ TOR	3-0	W	70	3-15	PIT	2-5	L
15	11-11	CAR	5-1	W	43	1-15	@ MTL	1-4	L	71	3-17	COL	1-3	L
16	11-15	@ NYI	4-2	W	44	1-17	NSH	3-0	W	72	3-19	NJD	4-2	W
17	11-19	@ MTL	0-4	L	45	1-19	PIT	1-4	L	73	3-21	DET	2-1*	W
18	11-23	@ FLA	1-2	L	46	1-21	@ BOS	3-2*	W	74	3-23	BUF	1-4	L
19	11-25	@ WSH	6-3	W	47	1-24	WPG	3-0	W	75	3-24	@ TOR	4-3**	W
20	11-26	PHI	2-0	W	48	1-31	@ NJD	3-4**	OT	76	3-27	@ MIN	3-2	W
21	11-29	PIT	4-3	W	49	2-1	@ BUF	1-0**	W	77	3-28	@ WPG	4-2	W
22	12-1	@ CAR	5-3	W	50	2-5	PHI	5-2	W	78	3-30	MTL	4-1	W
23	12-3	@ TBL	4-2	W	51	2-7	NJD	0-1	L	79	4-1	BOS	1-2	L
24	12-5	TOR	2-4	L	52	2-9	TBL	4-3*	W	80	4-3	@ PHI	5-3	W
25	12-8	TBL	2-3**	OT	53	2-11	@ PHI	5-2	W	81	4-5	@ PIT	2-5	L
26	12-10	@ BUF	4-1	W	54	2-12	WSH	3-2	W	82	4-7	WSH	1-4	L
27	12-11	FLA	6-1	W	55	2-14	@ BOS	3-0	W					
28	12-13	DAL	0-1	L	56	2-16	CHI	2-4	L					

2012-13					2012-13 (CONT'D)					2012-13 (CONT'D)				
GAME	DATE	OPPONENT	SCORE	RESULT	GAME	DATE	OPPONENT	SCORE	RESULT	GAME	DATE	OPPONENT	SCORE	RESULT
1	1-19	@ BOS	1-3	L	17	2-23	@ MTL	0-3	L	33	3-28	@ OTT	0-3	L
2	1-20	PIT	3-6	L	18	2-26	WPG	3-4	L	34	3-30	@ MTL	0-3	L
3	1-23	BOS	4-3*	W	19	2-28	TBL	4-1	W	35	4-1	WPG	4-2	W
4	1-24	@ PHI	1-2	L	20	3-3	BUF	3-2**	W	36	4-3	PIT	6-1	W
5	1-26	TOR	5-2	W	21	3-5	PHI	4-2	W	37	4-5	@ PIT	1-2**	OT
6	1-29	PHI	2-1	W	22	3-7	@ NYI	2-1*	W	38	4-6	@ CAR	4-1	W
7	1-31	PIT	0-3	L	23	3-8	OTT	2-3	L	39	4-8	@ TOR	3-4	L
8	2-2	@ TBL	3-2	W	24	3-10	@ WSH	4-1	W	40	4-10	TOR	3-2**	W
9	2-5	@ NJD	1-3	L	25	3-12	@ BUF	1-3	L	41	4-13	@ NYI	1-0*	W
10	2-7	NYI	4-1	W	26	3-14	@ WPG	1-3	L	42	4-16	@ PHI	2-4	L
11	2-10	WSH	5-1	W	27	3-16	@ PIT	0-3	L	43	4-18	FLA	6-1	W
12	2-12	@ BOS	4-5**	W	28	3-18	CAR	2-1**	W	44	4-19	@ BUF	8-4	W
13	2-14	NYI	3-4**	OT	29	3-19	@ NJD	3-2	W	45	4-21	NJD	4-1	W
14	2-17	WSH	2-1	W	30	3-21	FLA	1-3	L	46	4-23	@ FLA	2-3	L
15	2-19	MTL	1-3	L	31	3-24	WSH	2-3**	OT	47	4-25	@ CAR	4-3*	W
16	2-21	@ OTT	2-3**	OT	32	3-26	@ PHI	5-2	W	48	4-27	NJD	4-0	W

* Overtime
** Shootout

ALL-TIME RESULTS GAME-BY-GAME

2013-14					2013-14 (CONT'D)					2013-14 (CONT'D)				
GAME	DATE	OPPONENT	SCORE	RESULT	GAME	DATE	OPPONENT	SCORE	RESULT	GAME	DATE	OPPONENT	SCORE	RESULT
1	10-3	@ PHX	1-4	L	29	12-5	@ BUF	3-1	W	57	2-4	COL	5-1	W
2	10-7	@ LAK	3-1	W	30	12-7	NJD	3-4*	OT	58	2-6	EDM	1-2	L
3	10-8	@ SJS	2-9	L	31	12-9	WSH	1-4	L	59	2-7	@ PIT	4-3**	W
4	10-10	@ ANA	0-6	L	32	12-10	NSH	1-4	L	60	2-27	CHI	2-1	W
5	10-12	@ STL	3-5	L	33	12-12	CBJ	2-4	L	61	3-1	@ PHI	2-4	L
6	10-16	@ WSH	2-0	W	34	12-15	CGY	4-3**	W	62	3-2	BOS	3-6	L
7	10-19	@ NJD	0-4	L	35	12-18	PIT	3-4**	OT	63	3-5	TOR	2-3*	OT
8	10-24	@ PHI	1-2	L	36	12-20	NYI	3-5	L	64	3-7	@ CAR	4-2	W
9	10-26	@ DET	3-2*	W	37	12-22	MIN	4-1	W	65	3-9	DET	3-0	W
10	10-28	MTL	0-2	L	38	12-23	TOR	2-1**	W	66	3-11	@ CAR	1-3	L
11	10-29	@ NYI	3-2	W	39	12-27	@ WSH	2-3	L	67	3-13	@ MIN	1-2	L
12	10-31	BUF	2-0	W	40	12-29	@ TBL	4-3	W	68	3-14	@ WPG	4-2	W
13	11-2	CAR	5-1	W	41	12-31	@ FLA	2-1**	W	69	3-16	SJS	0-1	L
14	11-4	ANA	1-2	L	42	1-3	@ PIT	2-5	L	70	3-18	@ OTT	8-4	W
15	11-6	PIT	5-1	W	43	1-4	@ TOR	7-1	W	71	3-21	@ CBJ	3-1	W
16	11-7	@ CBJ	4-2	W	44	1-6	CBJ	3-4**	OT	72	3-22	@ NJD	2-0	W
17	11-10	FLA	4-3	W	45	1-8	@ CHI	3-2	W	73	3-24	PHX	4-3*	W
18	11-12	NJD	2-3	L	46	1-10	DAL	3-2	W	74	3-26	PHI	3-1	W
19	11-16	@ MTL	1-0	W	47	1-12	PHI	4-1	W	75	3-28	@ CGY	3-4	L
20	11-17	LAK	0-1	L	48	1-14	TBL	1-2	L	76	3-30	@ EDM	5-0	W
21	11-19	BOS	1-2	L	49	1-16	DET	1-0	W	77	4-1	@ VAN	3-1	W
22	11-21	@ DAL	3-2	W	50	1-18	@ OTT	4-1	W	78	4-3	@ COL	2-3**	OT
23	11-23	@ NSH	2-0	W	51	1-19	WSH	4-1	W	79	4-5	OTT	2-3	L
24	11-25	@ TBL	0-5	L	52	1-21	NYI	3-5	L	80	4-8	CAR	4-1	W
25	11-27	@ FLA	5-2	W	53	1-23	STL	1-2	L	81	4-10	BUF	2-1	W
26	11-29	@ BOS	2-3	L	54	1-26	@ NJD	7-3	W	82	4-12	@ MTL	0-1*	OT
27	11-30	VAN	5-2	W	55	1-29	@ NYI	2-1	W					
28	12-2	WPG	2-5	L	56	1-31	NYI	4-1	W					

2014-15					2014-15 (CONT'D)					2014-15 (CONT'D)				
GAME	DATE	OPPONENT	SCORE	RESULT	GAME	DATE	OPPONENT	SCORE	RESULT	GAME	DATE	OPPONENT	SCORE	RESULT
1	10-9	@ STL	3-2	W	29	12-16	@ CGY	5-2	W	57	2-20	@ BUF	3-1	W
2	10-11	@ CBJ	2-5	L	30	12-20	@ CAR	3-2**	W	58	2-22	CBJ	4-3**	W
3	10-12	TOR	3-6	L	31	12-21	CAR	1-0	W	59	2-24	CGY	1-0	W
4	10-14	NYI	3-6	L	32	12-23	WSH	4-2	W	60	2-26	ARI	4-3	W
5	10-16	CAR	2-1**	W	33	12-27	NJD	3-1	W	61	2-28	@ PHI	2-4	L
6	10-19	SJS	4-0	W	34	12-29	@ DAL	2-3	L	62	3-2	NSH	4-1	W
7	10-21	@ NJD	4-3*	W	35	12-31	@ FLA	5-2	W	63	3-4	@ DET	1-2*	OT
8	10-25	@ MTL	1-3	L	36	1-3	BUF	6-1	W	64	3-8	@ CHI	1-0*	W
9	10-27	MIN	5-4	W	37	1-7	@ ANA	4-1	W	65	3-10	@ NYI	2-1	W
10	11-1	WPG	0-1**	OT	38	1-8	@ LAK	4-3	W	66	3-11	@ WSH	3-1	W
11	11-3	STL	3-4**	OT	39	1-10	@ SJS	3-1	W	67	3-14	@ BUF	2-0	W
12	11-5	DET	4-3*	W	40	1-13	NYI	0-3	L	68	3-15	FLA	2-1	W
13	11-8	@ TOR	4-5	L	41	1-15	@ BOS	0-3	L	69	3-18	CHI	0-1	L
14	11-9	EDM	1-3	L	42	1-16	@ CBJ	2-1	W	70	3-21	@ CAR	3-2**	W
15	11-11	PIT	5-0	W	43	1-18	@ PIT	5-2	W	71	3-22	ANA	7-2	W
16	11-13	COL	3-4**	OT	44	1-20	OTT	3-2*	W	72	3-24	LAK	2-4	L
17	11-15	@ PIT	2-3**	OT	45	1-27	@ NYI	1-4	L	73	3-26	@ OTT	5-1	W
18	11-17	TBL	1-5	L	46	1-29	MTL	0-1	L	74	3-28	@ BOS	2-4	L
19	11-19	PHI	2-0	W	47	1-31	CAR	4-1	W	75	3-29	WSH	2-5	L
20	11-23	MTL	5-0	W	48	2-2	FLA	6-3	W	76	3-31	@ WPG	3-2	W
21	11-26	@ TBL	3-4	L	49	2-4	BOS	3-2	W	77	4-2	@ MIN	3-2	W
22	11-28	@ PHI	3-0	W	50	2-7	@ NSH	2-3	L	78	4-4	NJD	6-1	W
23	11-29	PHI	5-2	W	51	2-8	DAL	2-3*	OT	79	4-6	CBJ	4-3*	W
24	12-1	TBL	3-6	L	52	2-10	@ TOR	5-4	W	80	4-7	@ NJD	4-2	W
25	12-6	@ DET	2-3	L	53	2-12	@ COL	6-3	W	81	4-9	OTT	0-3	L
26	12-8	PIT	4-3*	W	54	2-14	@ ARI	5-1	W	82	4-11	@ WSH	4-2	W
27	12-13	@ VAN	5-1	W	55	2-16	@ NYI	6-5	W					
28	12-14	@ EDM	2-0	W	56	2-19	VAN	4-5**	OT					

2015-16					2015-16 (CONT'D)					2015-16 (CONT'D)				
GAME	DATE	OPPONENT	SCORE	RESULT	GAME	DATE	OPPONENT	SCORE	RESULT	GAME	DATE	OPPONENT	SCORE	RESULT
1	10-7	@ CHI	3-2	W	29	12-9	@ VAN	1-2	L	57	2-17	CHI	3-5	L
2	10-9	@ CBJ	4-2	W	30	12-11	@ EDM	5-7	L	58	2-18	@ TOR	4-2	W
3	10-10	CBJ	5-2	W	31	12-12	@ CGY	4-5*	OT	59	2-21	DET	1-0*	W
4	10-13	WPG	1-4	L	32	12-15	EDM	4-2	W	60	2-23	@ NJD	2-5	L
5	10-15	@ MTL	0-3	L	33	12-17	@ MIN	2-5	L	61	2-25	@ STL	2-1	W
6	10-18	NJD	1-2*	OT	34	12-18	@ WPG	2-5	L	62	2-27	@ DAL	3-2	W
7	10-19	SJS	4-0	W	35	12-20	WSH	3-7	L	63	2-29	CBJ	2-1	W
8	10-22	ARI	4-1	W	36	12-22	ANA	3-2*	W	64	3-3	@ PIT	1-4	L
9	10-24	@ PHI	2-3**	OT	37	12-28	@ NSH	3-5	L	65	3-4	@ WSH	3-2	W
10	10-25	CGY	4-1	W	38	12-30	@ TBL	5-2	W	66	3-6	NYI	4-6	L
11	10-30	TOR	3-1	W	39	1-2	@ FLA	0-3	L	67	3-8	@ BUF	4-2	W
12	11-3	WSH	5-2	W	40	1-5	DAL	6-2	W	68	3-12	@ DET	2-3*	OT
13	11-6	@ COL	2-1	W	41	1-9	WSH	3-4*	OT	69	3-13	PIT	3-5	L
14	11-7	@ ARI	4-1	W	42	1-11	BOS	2-1	W	70	3-16	@ ANA	2-1	W
15	11-10	CAR	3-0	W	43	1-14	@ NYI	1-3	L	71	3-17	@ LAK	3-4*	OT
16	11-12	STL	6-3	W	44	1-16	@ PHI	3-2**	W	72	3-19	@ SJS	1-4	L
17	11-14	@ OTT	2-1**	W	45	1-17	@ WSH	2-5	L	73	3-21	FLA	4-2	W
18	11-15	TOR	4-3	W	46	1-19	VAN	3-2*	W	74	3-23	BOS	5-2	W
19	11-19	@ TBL	1-2	L	47	1-22	@ CAR	4-1	W	75	3-26	@ MTL	5-2	W
20	11-21	@ FLA	5-4*	W	48	1-24	@ OTT	0-3	L	76	3-27	PIT	2-3*	OT
21	11-23	NSH	3-0	W	49	1-25	BUF	6-3	W	77	3-31	@ CAR	3-4	L
22	11-25	MTL	1-5	L	50	2-2	@ NJD	2-3	L	78	4-2	BUF	3-4	L
23	11-27	@ BOS	3-4	L	51	2-4	MIN	4-2	W	79	4-4	@ CBJ	4-2	W
24	11-28	PHI	0-3	L	52	2-6	@ PHI	3-2**	W	80	4-5	TBL	3-2	W
25	11-30	CAR	4-3	W	53	2-8	NJD	2-1	W	81	4-7	NYI	1-4	L
26	12-2	@ NYI	1-2**	OT	54	2-10	@ PIT	3-0	W	82	4-9	DET	3-2	W
27	12-3	COL	1-2	L	55	2-12	LAK	4-5*	OT					
28	12-6	OTT	4-1	W	56	2-14	PHI	3-1	W					

* Overtime
** Shootout

ALL-TIME RESULTS GAME-BY-GAME

2016-17					2016-17 (CONT'D)					2016-17 (CONT'D)				
GAME	DATE	OPPONENT	SCORE	RESULT	GAME	DATE	OPPONENT	SCORE	RESULT	GAME	DATE	OPPONENT	SCORE	RESULT
1	10-13	NYI	5-3	W	29	12-9	@ CHI	1-0*	W	57	2-16	@ NYI	2-4	L
2	10-15	@ STL	2-3	L	30	12-10	NJD	5-0	W	58	2-19	WSH	2-1	W
3	10-17	SJS	7-4	W	31	12-13	CHI	1-2	L	59	2-21	MTL	2-3**	OT
4	10-19	DET	1-2	L	32	12-15	@ DAL	2-0	W	60	2-23	@ TOR	2-1**	W
5	10-22	@ WSH	4-2	W	33	12-17	@ NSH	2-1**	W	61	2-25	@ NJD	4-3*	W
6	10-23	ARI	3-2	W	34	12-18	NJD	3-2**	W	62	2-26	CBJ	2-5	L
7	10-26	BOS	5-2	W	35	12-20	@ PIT	2-7	L	63	2-28	WSH	1-4	L
8	10-28	@ CAR	2-3	L	36	12-23	MIN	4-7	L	64	3-2	@ BOS	2-1	W
9	10-30	TBL	6-1	W	37	12-27	OTT	4-3	W	65	3-4	MTL	1-4	L
10	11-1	STL	5-0	W	38	12-29	@ ARI	6-3	W	66	3-6	@ TOR	1-0*	W
11	11-3	EDM	5-3	W	39	12-31	@ COL	6-2	W	67	3-7	@ FLA	5-2	W
12	11-5	@ BOS	5-2	W	40	1-3	BUF	1-4	L	68	3-9	@ CAR	3-4	L
13	11-6	WPG	5-2	W	41	1-4	@ PHI	5-2	W	69	3-12	@ DET	4-1	W
14	11-8	VAN	3-5	L	42	1-7	@ CBJ	5-4	W	70	3-13	TBL	2-3	L
15	11-12	@ CGY	4-1	W	43	1-13	TOR	2-4	L	71	3-17	FLA	3-4**	OT
16	11-13	@ EDM	3-1	W	44	1-14	@ MTL	4-5	L	72	3-18	@ MIN	3-2	W
17	11-15	@ VAN	7-2	W	45	1-17	DAL	6-7	L	73	3-21	@ NJD	2-3*	OT
18	11-18	@ CBJ	2-4	L	46	1-19	@ TOR	5-2	W	74	3-22	NYI	2-3	L
19	11-20	FLA	2-3**	OT	47	1-22	@ DET	1-0*	W	75	3-25	@ LAK	3-0	W
20	11-21	@ PIT	5-2	W	48	1-23	LAK	3-2	W	76	3-26	@ ANA	3-6	L
21	11-23	PIT	1-6	L	49	1-25	PHI	0-2	L	77	3-28	SJS	4-5*	OT
22	11-25	@ PHI	3-2	L	50	1-31	CBJ	4-6	L	78	3-31	PIT	3-4**	OT
23	11-27	OTT	0-2	L	51	2-2	@ BUF	2-1*	W	79	4-2	PHI	4-3	W
24	11-29	CAR	3-2	W	52	2-5	CGY	4-3	W	80	4-5	@ WSH	0-2	L
25	12-1	@ BUF	3-4	L	53	2-7	ANA	4-1	W	81	4-8	@ OTT	1-3	L
26	12-3	CAR	4-2	W	54	2-9	NSH	4-3	W	82	4-9	PIT	3-2	W
27	12-6	@ NYI	2-4	L	55	2-11	COL	4-2	W					
28	12-8	@ WPG	2-1	W	56	2-13	@ CBJ	3-2	W					

2017-18					2017-18 (CONT'D)					2017-18 (CONT'D)				
GAME	DATE	OPPONENT	SCORE	RESULT	GAME	DATE	OPPONENT	SCORE	RESULT	GAME	DATE	OPPONENT	SCORE	RESULT
1	10-5	COL	2-4	L	29	12-9	NJD	5-2	W	57	2-13	@ MIN	2-3	L
2	10-7	@ TOR	5-0	L	30	12-11	DAL	1-2**	OT	58	2-16	@ NYI	0-3	L
3	10-8	MTL	2-0	W	31	12-13	@ OTT	2-3	L	59	2-17	@ OTT	3-6	L
4	10-10	STL	1-3	L	32	12-15	LAK	4-2	W	60	2-18	PHI	4-7	L
5	10-13	@ CBJ	1-3	L	33	12-16	@ BOS	3-2*	W	61	2-22	@ MTL	1-3	L
6	10-14	NJD	2-3	L	34	12-19	ANA	4-1	W	62	2-23	MIN	1-4	L
7	10-17	PIT	4-5*	OT	35	12-21	@ NJD	3-4**	OT	63	2-25	DET	2-3*	OT
8	10-19	NYI	3-4**	OT	36	12-23	TOR	2-3	L	64	2-28	@ VAN	6-5*	W
9	10-21	NSH	4-2	W	37	12-27	WSH	1-0**	W	65	3-2	@ CGY	3-1	W
10	10-23	SJS	1-4	L	38	12-29	@ DET	2-3**	OT	66	3-3	@ EDM	3-2	W
11	10-26	ARI	5-2	W	39	1-1	@ BUF	3-2*	W	67	3-6	WPG	0-3	L
12	10-28	@ MTL	4-5	L	40	1-3	CHI	2-5	L	68	3-8	@ TBL	3-5	L
13	10-31	VGK	6-4	W	41	1-6	@ ARI	2-1**	W	69	3-10	@ FLA	3-4**	OT
14	11-2	@ TBL	2-1*	W	42	1-7	@ VGK	1-2	L	70	3-12	CAR	6-3	W
15	11-4	@ FLA	5-4*	W	43	1-13	NYI	2-7	L	71	3-14	PIT	4-3*	W
16	11-6	CBJ	5-3	W	44	1-14	@ PIT	2-5	L	72	3-17	@ STL	3-4*	OT
17	11-8	BOS	4-2	W	45	1-16	PHI	5-1	W	73	3-20	CBJ	3-5	L
18	11-11	EDM	4-2	W	46	1-18	BUF	4-3	W	74	3-22	@ PHI	3-4	L
19	11-15	@ CHI	1-6	L	47	1-20	@ COL	1-3	L	75	3-24	BUF	5-1	W
20	11-17	@ CBJ	0-2	L	48	1-21	@ LAK	2-4	L	76	3-25	WSH	2-4	L
21	11-19	OTT	3-0	W	49	1-23	@ ANA	3-6	L	77	3-28	@ WSH	2-3*	OT
22	11-22	@ CAR	6-1	W	50	1-25	@ SJS	6-5	W	78	3-30	TBL	3-7	L
23	11-24	DET	2-1*	W	51	2-1	TOR	0-4	L	79	3-31	@ CAR	2-1	W
24	11-26	VAN	4-3**	W	52	2-3	@ NSH	2-5	L	80	4-3	@ NJD	2-5	L
25	11-28	FLA	4-5	L	53	2-5	@ DAL	1-2	L	81	4-5	@ NYI	1-2	L
26	12-1	CAR	5-1	W	54	2-7	BOS	1-6	L	82	4-7	@ NYI	0-5	L
27	12-5	@ PIT	4-3	W	55	2-9	CGY	4-3	W					
28	12-8	@ WSH	2-4	L	56	2-11	@ WPG	3-1	W					

2018-19					2018-19 (CONT'D)					2018-19 (CONT'D)				
GAME	DATE	OPPONENT	SCORE	RESULT	GAME	DATE	OPPONENT	SCORE	RESULT	GAME	DATE	OPPONENT	SCORE	RESULT
1	10-4	NSH	2-3	L	29	12-8	@ FLA	5-4**	W	57	2-15	@ BUF	6-2	W
2	10-6	@ BUF	1-3	L	30	12-10	@ TBL	3-6	L	58	2-17	@ PIT	5-6	L
3	10-7	@ CAR	5-8	L	31	12-14	ARI	3-4*	OT	59	2-19	@ CAR	2-1	W
4	10-11	SJS	3-2*	W	32	12-16	VGK	3-4*	OT	60	2-21	MIN	1-4	L
5	10-13	EDM	1-2	L	33	12-18	ANA	3-1	W	61	2-23	NJD	5-2	W
6	10-16	COL	3-2**	W	34	12-22	@ TOR	3-5	L	62	2-24	@ WSH	5-6*	W
7	10-17	@ WSH	3-4*	OT	35	12-23	PHI	2-3**	OT	63	2-27	TBL	3-4*	OT
8	10-21	CGY	1-4	L	36	12-27	CBJ	3-4*	OT	64	3-1	MTL	2-4	L
9	10-23	FLA	5-2	W	37	12-29	@ NSH	4-3	W	65	3-3	WSH	2-3**	OT
10	10-25	@ CHI	1-4	L	38	12-31	@ STL	2-1	W	66	3-5	@ DAL	0-1	L
11	10-28	@ LAK	3-4	L	39	1-2	PIT	2-7	L	67	3-7	@ DET	2-3**	OT
12	10-30	@ SJS	4-3**	W	40	1-4	@ COL	1-6	L	68	3-9	NJD	4-2	W
13	11-1	@ ANA	3-2**	W	41	1-6	@ ARI	0-5	L	69	3-11	@ EDM	2-3*	OT
14	11-4	BUF	3-1	W	42	1-8	@ VGK	2-4	L	70	3-13	@ VAN	1-4	L
15	11-6	MTL	5-3	W	43	1-10	NYI	3-4	L	71	3-15	@ CGY	1-5	L
16	11-9	@ DET	2-3*	OT	44	1-12	@ NYI	2-1	W	72	3-16	@ MIN	2-5	L
17	11-10	@ CBJ	5-4**	W	45	1-13	@ CBJ	5-7	L	73	3-19	DET	2-3	L
18	11-12	VAN	2-1	W	46	1-15	CAR	6-2	W	74	3-23	@ TOR	2-1*	W
19	11-15	@ NYI	5-7	L	47	1-17	CHI	4-3	W	75	3-25	PIT	2-5	L
20	11-17	FLA	4-2	W	48	1-19	@ BOS	3-2	W	76	3-27	@ BOS	3-6	L
21	11-19	DAL	2-1	W	49	1-29	PHI	0-1	L	77	3-29	STL	4-2	W
22	11-21	NYI	5-0	W	50	1-31	@ NJD	4-3	W	78	3-31	@ PHI	3-0	W
23	11-23	@ PHI	0-4	L	51	2-2	TBL	2-3	L	79	4-1	@ NJD	2-4	L
24	11-24	WSH	3-5	L	52	2-4	LAK	3-4*	OT	80	4-3	OTT	1-4	L
25	11-26	OTT	4-2	W	53	2-6	BOS	4-3**	OT	81	4-5	CBJ	2-3**	OT
26	11-29	@ OTT	0-3	L	54	2-8	CAR	0-3	L	82	4-6	@ PIT	4-3*	W
27	12-1	@ MTL	2-5	L	55	2-10	TOR	4-1	W					
28	12-2	WPG	3-4**	OT	56	2-12	@ WPG	3-4	L					

* Overtime
** Shootout

ALL-TIME TRANSACTIONS

Transactions listed here involve only direct trades with other teams that include players who played at least one NHL game with the Rangers, NHL Entry Draft Picks, or players who began their careers in the Rangers organization and made their NHL debut with another team. Also listed are NHL roster players obtained or lost on waivers, as well as players who joined or left the Rangers organization through the Inter-league, Intra-league, Dispersal, Expansion or Waiver Drafts, and players who signed as undrafted or unrestricted free agents and later played at least one NHL game for the Rangers.

1926-27 SEASON

Aug. 14, 1926 –	Clarence "Taffy" Abel signed as free agent.
Sept. 2, 1926 –	Lorne Chabot, Ivan "Ching" Johnson, Murray Murdoch, Melville "Sparky" Vail, and Frank Waite signed as free agents.
Sept. 28, 1926 –	Cash to Vancouver (WHL) for Frank Boucher.
Oct. 9, 1926 –	Cash to Vancouver (WHL) for Reg Mackey.
Oct. 12, 1926 –	Paul Thompson signed as free agent.
Oct. 19, 1926 –	Cash to Edmonton (WHL) for Leroy Goldsworthy.
Oct. 25, 1926 –	Cash to Vancouver (WHL) for Ollie Reinikka.
Oct. 27, 1926 –	Cash to Calgary (WHL) for Hal Winkler.
Nov. 3, 1926 –	Cash to Saskatoon (WHL) for Bill Cook and Fred "Bun" Cook.
Nov. 9, 1926 –	Bill Boyd, Patsy Callighen, and Bud Maracle signed as free agents.
Nov. 23, 1926 –	Stan Brown signed as free agent.
Jan. 17, 1927 –	Hal Winkler to Boston for cash.
Jan. 24, 1927 –	Cash to Toronto for Leo Bourgeault.

1927-28 SEASON

Aug. 22, 1927 –	Alex "Peanuts" Gray signed as free agent.
Oct. 1, 1927 –	Eric Pettinger to Toronto as compensation for the September signing of Harry "Yip" Foster, a restricted free agent whose territorial rights had been held by Maple Leafs.
Oct. 10, 1927 –	Stan Brown to Detroit for Harry Meeking and Archie Briden.
Oct. 13, 1927 –	Cash to N.Y. Americans for Laurie Scott.
Nov. 8, 1927 –	Reg Mackey to Boston (Can-Am) for cash.
Nov. 11, 1927 –	Ollie Reinikka to Stratford (Can-Pro) for cash.
April 10, 1928 –	Cash to N.Y. Americans for loan of Joe Miller for remainder of season.

1928-29 SEASON

May 14, 1928 –	Andy Aitkenhead claimed from Saskatoon (PCHL) and Gene Carrigan claimed from Hollywood (Cal-Pro) in Interleague Draft.
July 17, 1928 –	Alex "Peanuts" Gray and cash to Toronto for Butch Keeling.
Oct. 1, 1928 –	Myles Lane signed as free agent.
Oct. 16, 1928 –	Art Chapman, Abbie Cox and Frank Waite to Providence (Can-Am) for cash.
Oct. 18, 1928 –	Lorne Chabot and cash to Toronto for John Ross Roach.
Dec. 12, 1928 –	Cash to Montreal Maroons for Russ Oatman.
Jan. 21, 1929 –	Myles Lane to Boston for cash.
Feb. 14, 1929 –	Cash to Montreal for loan of Gerry "Stub" Carson for remainder of season.
April 15, 1929 –	Clarence "Taffy" Abel to Chicago for cash.

1929-30 SEASON

May 13, 1929 –	Leo Quenneville claimed from Newark (Can-Am) in Interleague Draft. Bill Boyd assigned to Springfield (Can-Am) roster and claimed by N.Y. Americans in Interleague Draft.
Oct. 8, 1929 –	Andy Aitkenhead to Portland (PCHL) for cash.
Oct. 18, 1929 –	Laurie Scott to Duluth (AHA) for cash.
Oct. 30, 1929 –	Russ Oatman to Hamilton (IHL) for cash.
Dec. 10, 1929 –	Orville "Obs" Heximer signed as free agent.
Jan. 8, 1930 –	Ralph Taylor claimed off waivers from Chicago.
Feb. 6, 1930 –	Cash to N.Y. Americans for Leo Reise.
Feb. 14, 1930 –	Harry "Yip" Foster and cash to Boston (Can-Am) for Bill Regan.
Feb. 17, 1930 –	Cash to Philadelphia (Can-Am) for Frank Peters.

1930-31 SEASON

May 6, 1930 –	Cash to Vancouver (PCHL) for Jack "Red" Beattie and Joe Jerwa.
Sept. 11, 1930 –	Cash to London (IHL) for Eddie Rodden. Cash to Boston (Can-Am) for Frank Waite.
Oct. 14, 1930 –	Leo Quenneville to London (IHL) for cash.
Oct. 22, 1930 –	Leo Reise Sr. to London (IHL) for cash.
Oct. 27, 1930 –	Ralph Taylor to Chicago (AHA) for cash. Sparky Vail to Providence (Can-Am) for cash.
Oct. 29, 1930 –	Leroy Goldsworthy to London (IHL) for cash. Gord Pettinger signed as free agent.
Dec. 7, 1930 –	Leo Bourgeault to Ottawa for cash.
Dec. 12, 1930 –	Jack "Red" Beattie to Boston to resolve territorial dispute over signing of Beattie and Joe Jerwa on May 6, 1930, because Boston claimed rights to both players. Rangers allowed to retain Jerwa.
Jan. 1, 1931 –	Cecil Dillon called up from Springfield and signed to first NHL contract.
Jan. 3, 1931 –	Eddie Rodden to Pittsburgh (IHL) for cash. Cash to Vancouver (PCHL) for Sam McAdam. Cash to Tacoma (PCHL) for Ernest Kenny.

ALL-TIME TRANSACTIONS

1931-32 SEASON

April 19, 1931 –	Cash to Portland (PCHL) for Andy Aitkenhead.
May 9, 1931 –	Earl Seibert and Ott Heller called up from Springfield and signed to first NHL contracts.
Aug. 20, 1931 –	Joe Jerwa and cash to Boston for Norm "Dutch" Gainor and Ossie Asmundson.
Sept. 27, 1931 –	Paul Thompson to Chicago for Art Somers and Vic Desjardins. Cliff Barton, Jim Jarvis, and Hib Milks claimed from Philadelphia in Dispersal Draft.
Oct. 19, 1931 –	Frank Peters to Detroit for cash.
Oct. 21, 1931 –	Frank Waite to Syracuse (IAHL) for cash.
Oct. 27, 1931 –	Gene Carrigan to Chicago for cash.

1932-33 SEASON

July 20, 1932 –	Cash to Montreal Maroons for Babe Siebert.
Aug. 22, 1932 –	Orville "Obs" Heximer to Boston for cash.
Oct. 4, 1932 –	Lorne Carr and cash to Buffalo (IHL) for Carl Voss.
Oct. 13, 1932 –	Clint Smith signed as free agent.
Oct. 25, 1932 –	John Ross Roach to Detroit for cash.
Dec. 11, 1932 –	Carl Voss to Detroit for cash.
Dec. 18, 1932 –	Norm "Dutch" Gainor to Ottawa for cash. Russ Blinco to Montreal Maroons for cash.
March 9, 1933 –	Cash to Vancouver (WCHL) for Jean Pusie.

1933-34 SEASON

April 8, 1933 –	Cash to Buffalo (IHL) for Lorne Carr.
Oct. 11, 1933 –	Gord Pettinger to Detroit for cash.
Dec. 18, 1933 –	Babe Siebert to Boston for Vic Ripley and Roy Burmeister.
Jan. 3, 1934 –	Cash to N.Y. Americans for Duke Dutkowski.
Jan. 30, 1934 –	Lorne Carr to Syracuse (IHL) for cash.
Feb. 3, 1934 –	Danny Cox signed as free agent.

1934-35 SEASON

April 11, 1934 –	Cash to Toronto for Alex Levinsky.
Sept. 27, 1934 –	Cash to Vancouver (NHL) for Charlie Mason.
Oct. 1, 1934 –	Ossie Asmundson to Detroit for cash.
Oct. 10, 1934 –	Jean Pusie to Boston for Percy Jackson.
Oct. 26, 1934 –	Bert Connelly signed as free agent.
Nov. 18, 1934 –	Percy Jackson to Boston for cash.
Nov. 29, 1934 –	Vic Ripley to St. Louis for cash.
Dec. 14, 1934 –	Cash to Montreal Maroons for Dave Kerr.
Dec. 23, 1934 –	Cash to Montreal Maroons for Harold Starr.
Jan. 16, 1935 –	Alex Levinsky to Chicago for cash.
Jan. 29, 1935 –	Cash to Montreal Maroons for loan of Bill MacKenzie for remainder of season.

1935-36 SEASON

May 11, 1935 –	Bobby Kirk claimed from Vancouver (NHL) in Interleague Draft.
Oct. 15, 1935 –	Glenn Brydson and Vern Ayres claimed from St. Louis in Dispersal Draft.
Oct. 18, 1935 –	Mac Colville, Neil Colville, Bert Gardiner, Babe Pratt, and Alex Shibicky signed as free agents.
Oct. 24, 1935 –	Joe Cooper signed as free agent.
Oct. 26, 1935 –	Cash to Montreal Maroons for Sammy McManus.
Oct. 27, 1935 –	Phil Watson signed as free agent.
Oct. 30, 1935 –	George Brown to Montreal Maroons for Eddie Wares.
Dec. 28, 1935 –	Ray Getliffe to Boston for cash.
Jan. 15, 1936 –	Earl Seibert to Chicago for Art Coulter.
Jan. 26, 1936 –	Glenn Brydson to Chicago for Howie Morenz.
Jan. 30, 1936 –	Harold Starr to Cleveland (IHL) for cash.

1936-37 SEASON

May 7, 1936 –	Murray Armstrong claimed off N.Y. Rovers roster by Toronto in Interleague Draft.
Sept. 1, 1936 –	Howie Morenz to Montreal for cash.
Sept. 2, 1936 –	Sammy McManus to Montreal for cash.
Sept. 10, 1936 –	Fred "Bun" Cook to Boston for cash.
Oct. 26, 1936 –	Murray "Muzz" Patrick signed as free agent.
Nov. 1, 1936 –	Joe Krol signed as free agent.
Dec. 9, 1936 –	Cliff Barton signed as free agent.

1937-38 SEASON

May 9, 1937 –	Norm Mann claimed from Syracuse (IAHL) in Interleague Draft.
Oct. 12, 1937 –	Cash to Vancouver (PCHL) for Bill Carse.
Jan. 17, 1938 –	Eddie Wares to Detroit for cash and loan of John Sherf for remainder of season.
Feb. 24, 1938 –	Wilbert "Dutch" Hiller signed as free agent.

ALL-TIME TRANSACTIONS

1938-39 SEASON

Oct. 21, 1938 – Charlie Mason to Detroit for cash.
 Nov. 15, 1938 – Norm Mann to Toronto for cash.
 Jan. 16, 1939 – Joe Cooper to Chicago for Alex Levinsky and cash.

1939-40 SEASON

May 12, 1939 – Claimed Hal Cooper from Providence (AHL) in Interleague Draft.
 May 17, 1939 – George Allen and Bill Carse to Chicago for cash. Cecil Dillon to Detroit for cash.
 Oct. 13, 1939 – Johnny Polich signed as free agent.
 Oct. 18, 1939 – Larry Molyneaux to Cleveland (AHL) for cash.
 Oct. 23, 1939 – Stan Smith signed as free agent.
 April 4, 1940 – Cliff Barton and Joe Krol to Hershey (AHL) for cash.

1940-41 SEASON

April 26, 1940 – Bert Gardiner and cash to Montreal for Claude Bourque.
 Oct. 21, 1940 – Herb Foster and Bill Juzda signed as free agents.

1941-42 SEASON

April 8, 1941 – Wilbert "Dutch" Hiller claimed off waivers by Detroit.
 June 27, 1941 – Norm Burns claimed from Minnesota (AHA), Scotty "Angus" Cameron claimed from Philadelphia (AHL), and Grant Warwick claimed from Hershey (AHL) in Interleague Draft.
 Sept. 8, 1941 – Bill Allum, Murdo MacKay and Claude Bourque to Buffalo (AHL) for cash.
 Sept. 9, 1941 – Herb Foster and Stan Smith to Cleveland (AHL) for cash.
 Sept. 11, 1941 – Kilby MacDonald to Hershey (AHL) for cash. Norm Calladine to Providence (AHL) for cash. Johnny Polich to Pittsburgh (AHL) for cash.
 Feb. 20, 1942 – Hub Macey signed as free agent.

1942-43 SEASON

Sept. 20, 1942 – Gordon Davidson and Bob Kirkpatrick signed as free agents.
 Oct. 30, 1942 – Joe Bell, Lin Bend, Steve Buzinski, and Billy Gooden signed as free agents.
 Nov. 4, 1942 – Cash to Montreal for Gus Mancuso.
 Nov. 17, 1942 – Cash to New Haven (AHL) for Vic Myles.
 Nov. 25, 1942 – Cash to Detroit for loan of Jimmy Franks for remainder of season.
 Nov. 28, 1942 – Babe Pratt to Toronto for Hank Guldup and Dudley "Red" Garrett.
 Jan. 17, 1943 – Cash to New Haven (AHL) for Joe Shack.
 Jan. 25, 1943 – Cash to Cleveland (AHL) for loan of Bill Beveridge for remainder of season.
 March 18, 1943 – Cash to Montreal for loan of Lionel Bouvrette for remainder of season.

1943-44 SEASON

May 8, 1943 – Gordie Bell claimed from Buffalo (AHL) in Interleague Draft.
 Sept. 11, 1943 – Fred Hunt and Fred Thurier claimed from Brooklyn in Dispersal Draft.
 Oct. 16, 1943 – Ken McAuley signed as free agent.
 Oct. 19, 1943 – Clint Smith to Chicago for cash.
 Oct. 20, 1943 – Jack McDonald and Don "Bones" Raleigh signed as free agents.
 Oct. 21, 1943 – Art Strobel signed as free agent.
 Oct. 25, 1943 – Billy Warwick signed as free agent.
 Oct. 26, 1943 – Tommy Dewar, Archie Fraser, Max Labovitch, and Jack Mann signed as free agents.
 Oct. 27, 1943 – Phil Watson loaned to Montreal for remainder of season for loan of Wilbert "Dutch" Hiller, Charlie Sands, and future considerations (loan of John Mahaffy and Fern Gauthier on Dec. 9, and loan of Tony Demers on Dec. 20.)
 Nov. 23, 1943 – Roger Leger signed as free agent.
 Nov. 25, 1943 – Red Garrett, Gord Bell and cash to Toronto for Bucko McDonald. Cash to Boston for Oscar Aubuchon, Ab DeMarco and Chuck Scherza.
 Dec. 23, 1943 – Harry Lumley borrowed on loan from Detroit for balance of one game.
 Dec. 24, 1943 – Hank Dyck signed as free agent.
 Jan. 4, 1944 – Roger Leger, choice of Harry Taylor or John Horeck (Horeck chosen), and two-year loan of Gord Davidson to Montreal for Bob Dill.
 Jan. 12, 1944 – Hub Macey, Nestor Lubeck and Spence Tatchell to Montreal for Kilby MacDonald.
 Feb. 21, 1944 – Cash to Boston for Aldo Palazzari.

1944-45 SEASON

May 12, 1944 – Walt "Ants" Atanas claimed from Buffalo (AHL), Hal Cooper claimed from Providence (AHL) and Alex Ritson claimed from Indianapolis (AHL) in Interleague Draft.
 Oct. 10, 1944 – Harry Bell and Len Wharton signed as free agents.
 Nov. 25, 1944 – Cash to Boston for Guy Labrie. Cash and loan of Alex Ritson, Hal Cooper, and Art Strobel for remainder of season to Hershey (AHL) for Bill Moe.
 Dec. 5, 1944 – Jim Drummond signed as free agent.
 Jan. 13, 1945 – Jim Drummond to Hershey (AHL) for cash.

ALL-TIME TRANSACTIONS

1945-46 SEASON

June 14, 1945 –	Tony Leswick claimed from Cleveland (AHL) in Interleague Draft.
Sept. 7, 1945 –	Joe Cooper claimed off waivers by Boston.
Oct. 15, 1945 –	Edgar Laprade signed as free agent.
Oct. 16, 1945 –	Chuck Rayner and Hal Brown signed as free agents.
Oct. 20, 1945 –	Hal Laycoe signed as free agent.
Nov. 19, 1945 –	Guy Labrie, Paul Courteau and Roland Forget to New Haven (AHL) for George Boothman and cash.
Nov. 25, 1945 –	Gord Davidson to Cleveland (AHL) for Harvey Fraser.
Jan. 28, 1946 –	Billy Gooden to New Haven (AHL) for Norm Larson.

1946-47 SEASON

Sept. 17, 1946 –	Cash to Boston for Jack Church.
Sept. 23, 1946 –	Hub Anslow, Jean Paul Denis, Jack Gordon, Larry Kwong, Jack Lancien, Fern Perrault, Chick Webster, and Sherman White signed as free agents.
Oct. 1, 1946 –	Hank Goldup to Cleveland (AHL) for cash.
Nov. 1, 1946 –	Cash to Chicago for Joe Cooper.
Feb. 7, 1947 –	Norm Burns to Cleveland (AHL) for cash.

1947-48 SEASON

May 5, 1947 –	Ab DeMarco and Joe Cooper to Cleveland (AHL) for cash.
Aug. 19, 1947 –	Hal Laycoe, Joe Bell, and George Robertson to Montreal for Buddy O'Connor, Frank Eddolls, and future considerations.
Oct. 6, 1947 –	Ed Slowinski and Wes Trainor signed as free agents.
Oct. 7, 1947 –	Hal Brown and Lin Bend to St. Paul (USHL) for cash.
Dec. 19, 1947 –	Church Russell to Cleveland (AHL) for George Johnston and cash.
Feb. 6, 1948 –	Grant Warwick to Boston for Billy Taylor and future considerations (Ray Manson and Pentti Lund sent to Rangers prior to start of 1948-49 season.)

1948-49 SEASON

April 26, 1948 –	Bill Juzda, Rene Trudell, Cal Gardner and Frank Mathers to Toronto for Moe Morris and Wally Stanowski.
Sept. 21, 1948 –	Bryan Hextall to Cleveland (AHL) for cash. Alan Kuntz to Springfield (AHL) for cash.
Oct. 7, 1948 –	"Sugar" Jim Henry to Chicago for Alex Kaleta and Emile Francis.
Dec. 9, 1948 –	Eddie Kullman, Moe Morris, future considerations (Ken "Buck" Davies in June 1949), cash, and the right to claim three amateurs in Rangers' territorial base to Providence (AHL) for Allan Stanley.

1949-50 SEASON

June 1949 –	Cash to Detroit for Bill McDonagh.
Aug. 16, 1949 –	Cash to Detroit for Bud Poile.
Oct. 7, 1949 –	Bill Moe, right to claim one of two specified amateurs in Rangers' territorial base (Lorne Ferguson), and cash to Boston for Pat Egan.
Dec. 22, 1949 –	Bud Poile to Boston for cash and future considerations (rights to an unnamed amateur in Bruins' territorial base.)

1950-51 SEASON

Aug. 16, 1950 –	Orville Lavell and Sheldon Bloomer to Providence (AHL) for Eddie Kullman.
Sept. 5, 1950 –	Wally Hergesheimer to Cleveland (AHL) for Bill Richardson, Neil Strain, Bob Jackson and Joe McArthur.
Sept. 20, 1950 –	Jean-Paul Lamirande, Steve Hrymnak and Sherman White to St. Louis (AHL) for cash.
Oct. 4, 1950 –	Reg Sinclair signed as free agent.
Oct. 16, 1950 –	Bing Juckes to Denver (USHL) for cash.
Nov. 16, 1950 –	Dunc Fisher and future considerations (loan of Alex Kaleta to Hershey) to Boston for Ed Harrison and Zelio Toppazzini.

1951-52 SEASON

May 14, 1951 –	Cash to Boston for Steve Kraftcheck and Ed Reigle.
May 14, 1951 –	Ed Reigle, Jack Gordon, Fern Perreault, Fred Shero, Armand Delmonte, future considerations (Pentti Lund) and cash to Cleveland (AHL) for Wally Hergesheimer and Hy Buller.
June 8, 1951 –	Tony Leswick to Detroit for Gaye Stewart.
Sept. 20, 1951 –	Gus Kyle, rights to Pentti Lund, and cash to Boston for Paul Ronty.
Oct. 5, 1951 –	Jim Ross signed as free agent.
Oct. 26, 1951 –	Jim Conacher claimed off waivers from Chicago.
Nov. 6, 1951 –	Ron Rowe to Sydney (MMHL) for cash.
Dec. 29, 1951 –	Future considerations (unnamed amateur to be transferred after season) to Chicago for Clare Martin.
Dec. 31, 1951 –	Zellio Toppazzini, Pat Egan, Jean-Paul Denis and future considerations to Providence (AHL) for Jack Stoddard.

1952-53 SEASON

Aug. 18, 1952 –	Reg Sinclair to Detroit for Leo Reise Jr.
Sept. 23, 1952 –	Joe Levandoski to Calgary (WHL) for cash.
Oct. 8, 1952 –	Frank Eddolls to Montreal for cash.
Nov. 24, 1952 –	Cash to Syracuse (AHL) for loan of Kelly Burnett for remainder of season.
Dec. 8, 1952 –	Gaye Stewart claimed off waivers by Montreal.
Dec. 30, 1952 –	Jim Conacher claimed off waivers by Montreal.
Jan. 10, 1953 –	Pete Babando claimed off waivers from Chicago.

ALL-TIME TRANSACTIONS

1953-54 SEASON

- June 29, 1953 – Steve Kraftcheck and cash to Cleveland (AHL) for Bob Chrystal.
- June 30, 1953 – Cash to Chicago for Doug Bentley.
- July 20, 1953 – Emile Francis, Neil Strain, and cash to Cleveland (AHL) for Johnny Bower and Eldred Kobussen.
- Aug. 11, 1953 – Cash to Toronto for Max Bentley.
- Aug. 17, 1953 – Ed Slowinski and Pete Babando to Montreal for Ivan Irwin.
- Oct. 3, 1953 – Camille Henry called up from Quebec and signed to first NHL contract.
- Oct. 6, 1953 – Jack Stoddard to Cleveland (AHL) for Ike Hildebrand.
- Dec. 28, 1953 – Andy Bathgate's minor-league rights to Cleveland (AHL) for Glen Sonmor.
- Dec. 30, 1953 – Ike Hildebrand to Vancouver (WHL) for cash.
- Jan. 15, 1954 – Doug Bentley signed as free agent.

1954-55 SEASON

- July 20, 1954 – Cash to Toronto for Danny Lewicki.
- Nov. 15, 1954 – Glen Sonmor and Eric Pogue to Cleveland (AHL) for Andy Bathgate's minor-league rights and Vic Howe's minor-league rights.
- Nov. 23, 1954 – Allan Stanley, Nick Mickoski and future considerations (Rich Lamoureux) to Chicago for Bill Gadsby and Pete Conacher.
- Feb. 9, 1955 – Jack McLeod and cash to Vancouver (WHL) for Bill Ezinicki.
- Feb. 19, 1955 – Paul Ronty claimed off waivers by Montreal.

1955-56 SEASON

- April 27, 1955 – Cash to Victoria (WHL) for Andy Heberton.
- May 9, 1955 – Bill Ezinicki and cash to Providence (AHL) for Guy Gendron.
- May 31, 1955 – Ross Lowe claimed from Springfield (AHL) and Jim Bartlett claimed from Montreal (QHL) in Interleague Draft.
- Aug. 22, 1955 – Aggie Kukulowicz, Billy Dea and cash to Detroit for Dave Creighton and Bronco Horvath.
- Aug. 29, 1955 – Cash to Toronto for Tom McCarthy.
- Sept. 8, 1955 – Camille Henry to Rhode Island (AHL) for cash.
- March 22, 1956 – Gordie Bell signed as free agent.

1956-57 SEASON

- June 5, 1956 – Larry Cahan, Gerry Foley, and Parker MacDonald claimed from Pittsburgh (AHL), Bill Dobbyn claimed from Victoria (WHL), and Marcel Paille claimed from Chicoutimi (QHL) in Interleague Draft. Tom McCarthy and Bill McCreary claimed by Detroit in Interleague Draft.
- June 19, 1956 – Wally Hergesheimer to Chicago for George "Red" Sullivan.
- Aug. 9, 1956 – Pete Conacher to Buffalo (AHL) for Gord Pennell, loan of Chuck Blair, and cash.
- Sept. 28, 1956 – Gord Haworth to Victoria (WHL) for cash.
- Oct. 2, 1956 – Cash to Rhode Island (AHL) for Camille Henry.
- Oct. 30, 1956 – Bronco Horvath claimed off waivers by Montreal.

1957-58 SEASON

- June 4, 1957 – Phil Maloney claimed from Vancouver (WHL) in Interleague Draft. Bob Chrystal claimed off Brandon (WHL) roster by Chicago in Interleague Draft. Pete Conacher to Toronto for cash.
- June 5, 1957 – John Hanna claimed from Montreal in Intraleague Draft. Norm Johnson claimed by Boston in Intraleague Draft.
- June 6, 1957 – Ron Murphy to Chicago for Hank Ciesla.
- Aug. 24, 1957 – Johnny Bower to Cleveland (AHL) for Ed MacQueen and cash.
- Nov. 18, 1957 – Cash to Toronto for Pete Conacher.

1958-59 SEASON

- June 3, 1958 – Jack Bownass claimed from Montreal (AHL), Phil Maloney claimed from Providence (AHL), and Jack McLeod claimed from Saskatoon (WHL) in Interleague Draft.
- June 4, 1958 – Jack Evans claimed by Chicago in Intraleague Draft. Dave Creighton and Danny Lewicki claimed by Montreal in Intraleague Draft. Guy Gendron and Gordon Redahl claimed by Boston in Intraleague Draft.
- Sept. 26, 1958 – Eddie Shack called up Providence and signed to first NHL contract.
- Sept. 30, 1958 – Ken Yackel to Boston for cash.
- Dec. 9, 1958 – Wally Hergesheimer claimed off waivers by Montreal.
- Dec. 14, 1958 – Wally Hergesheimer claimed off waivers from Montreal.

1959-60 SEASON

- June 9, 1959 – Ed Hoekstra claimed from Calgary (WHL) in Interleague Draft. Gord Labossiere claimed off Saskatoon (WHL) roster by Detroit in Interleague Draft.
- June 10, 1959 – Brian Cullen claimed from Toronto, Ian Cushenan claimed from Chicago, and Irv Spencer claimed from Montreal in Intraleague Draft. Bruce Gamble claimed by Boston in Intraleague Draft.
- Aug. 3, 1959 – Aldo Guidolin's minor-league playing rights, cash, and future considerations (Ed Hoekstra) to Cleveland (AHL) for Art Stratton.
- Oct. 22, 1959 – Ivan Irwin to Buffalo (AHL) for cash.
- Oct. 26, 1959 – Hank Ciesla, Bill Kennedy and future considerations to Toronto for Noel Price.
- Feb. 19, 1960 – Loan of Ray Mikulan, cash, and future considerations to Chicago for loan of Al Rollins for remainder of season.
- March 2, 1960 – Jack McCartan signed as free agent.

ALL-TIME TRANSACTIONS

1960-61 SEASON

June 7, 1960 –	Don Johns claimed from Winnipeg (WHL) in Interleague Draft. Billy McNeill claimed from Detroit, Ted Hampson claimed from Toronto, and Jim Morrison claimed from Chicago in Intraleague Draft. Jim Bartlett claimed by Boston, and Parker MacDonald claimed by Detroit in Intraleague Draft.
Aug. 11, 1960 –	Pete Conacher to Detroit for Barry Cullen.
Nov. 7, 1960 –	Eddie Shack to Toronto for Johnny Wilson and Pat Hannigan.
Nov. 28, 1960 –	Jim Morrison to Quebec (AHL) for cash.
Jan. 27, 1961 –	Cash to Springfield (AHL) for Floyd Smith.
Feb. 24, 1961 –	Brian Cullen claimed off waivers by Chicago.
March 10, 1961 –	Phil Latreille signed to tryout contract as free agent.

1961-62 SEASON

May 31, 1961 –	Doug Harvey signed as player-coach.
June 13, 1961 –	John Hanna and cash to Montreal for Al Langlois. Bill Gadsby to Detroit for Les Hunt and cash.
June 14, 1961 –	Lou Fontinato to Montreal as compensation for hiring Doug Harvey as player-coach. Vic Hadfield claimed from Chicago, and Jean-Guy Gendron claimed from Montreal in Intraleague Draft. Orland Kurtenbach claimed by Boston in Intraleague Draft. Dennis Olson claimed from Springfield (AHL) in Interleague Draft.
Aug. 1, 1961 –	Rod Gilbert called up from Guelph and signed first NHL contract.
Aug. 22, 1961 –	George Konik signed as free agent.
Feb. 3, 1962 –	Dave Dryden borrowed on loan from Toronto for balance of one game.
Feb. 6, 1962 –	Noel Price to Detroit for Pete Goegan and cash.

1962-63 SEASON

June 6, 1962 –	Bert Olmstead claimed from Toronto, and Bronco Horvath claimed from Chicago in Intraleague Draft. Jean Guy Gendron and Irv Spencer claimed by Boston in Intraleague Draft. Floyd Smith claimed by Detroit in Intraleague Draft.
Oct. 4, 1962 –	Marcel Pelletier signed as free agent.
Oct. 5, 1962 –	Pete Goegan to Detroit for Noel Price.
Jan. 19, 1963 –	Bronco Horvath claimed off waivers by Toronto.
Feb. 4, 1963 –	Dean Prentice to Boston for Don McKenney and option to add Dick Meissner at end of season (trade completed with Meissner joining Rangers on May 22, 1963.)

1963-64 SEASON

June 4, 1963 –	Gump Worsley, Dave Balon, Len Ronson and Leon Rochefort to Montreal for Jacques Plante, Don Marshall, and Phil Goyette. Gord Labossiere claimed from Sudbury (EPLH) in Interleague Draft. Art Stratton claimed off Buffalo (AHL) roster by Detroit in Interleague Draft. Adam Keller claimed off Vancouver (WHL) roster by Detroit in Interleague Draft. Ralph Keller claimed off Baltimore (AHL) roster by Montreal in Interleague Draft. Jack McCartan claimed off Los Angeles (WHL) roster by Chicago in Interleague Draft.
June 5, 1963 –	Val Fonteyne claimed from Detroit in Intraleague Draft. Andy Heberton claimed by Boston, and Ted Hampson claimed by Detroit in Intraleague Draft.
Sept. 20, 1963 –	Pat Hannigan to Portland (WHL) for Howie Glover.
Feb. 14, 1964 –	Al Langlois to Detroit for Ron Ingram.
Feb. 22, 1964 –	Andy Bathgate and Don McKenney to Toronto for Dick Duff, Bob Nevin, Bill Collins, Rod Seiling and Arnie Brown.

1964-65 SEASON

June 9, 1964 –	Bob Woytowich claimed from St. Paul (CHL), and Norm Johnson claimed from Baltimore (AHL) in Interleague Draft.
June 10, 1964 –	Howie Glover to Montreal for Ray Brunel and Bev Bell. Jim Mikol claimed from Boston, and Wayne Muloin claimed from Detroit in Intraleague Draft. Bob Woytowich claimed by Boston in Intraleague Draft. Keith Wright claimed from Montreal in Reverse Draft.
June 25, 1964 –	Duane Rupp and Ed Ehrenverth to Toronto for Lou Angotti and Ed Lawson.
Oct. 2, 1964 –	Ulf Sterner signed as free agent.
Dec. 21, 1964 –	Dick Duff and Dave McComb to Montreal for Billy Hicke and Jean-Guy Morrisette.
Feb. 3, 1965 –	Camille Henry, Billy Taylor, Don Johns and future considerations (Wally Chevrier) to Chicago for Doug Robinson, John Brenneman, and Wayne Hillman.
Feb. 9, 1965 –	Val Fonteyne claimed off waivers by Detroit.

1965-66 SEASON

May 17, 1965 –	Marcel Paille, Sandy McGregor, Aldo Guidolin, and future considerations (Jim Mikol) to Providence (AHL) for Ed Giacomini.
June 4, 1965 –	Dick Meissner, Dave Richardson, Tracy Pratt, and Mel Pearson to Chicago for Johnny McKenzie and Ray Cullen.
June 8, 1965 –	Earl Ingarfield, Gord Labossiere, Dave McComb, Noel Price, and cash to Montreal for Cesare Maniago and Gary Peters. Bill Knibbs claimed off waivers from Boston. Don Simmons claimed from Tulsa (CHL), Larry Mickey claimed from St. Louis (CHL), Keith Wright claimed from Omaha (CHL), and Ron Boehm claimed from Minneapolis (CHL) in Interleague Draft.
June 9, 1965 –	Earl Ingarfield claimed from Montreal in Intraleague Draft. Keith Wright claimed by Boston in Intraleague Draft. Danny Belisle claimed by Pittsburgh (AHL) in Reverse Draft. Bob Cunningham to Detroit for Dunc McCallum.
Jan. 7, 1966 –	Lou Angotti to Chicago for cash and future considerations.
Jan. 10, 1966 –	Johnny McKenzie to Boston for Reg Fleming.
Feb. 3, 1966 –	Wayne Muloin and Ron Hutchinson to Providence for Bob Blackburn.

ALL-TIME TRANSACTIONS

1966-67 SEASON

- June 14, 1966 – Ted Taylor and future considerations (Gary Peters) to Montreal for Red Berenson.
- June 15, 1966 – Orland Kurtenbach claimed from Toronto, Max Mestinek and Brian Campbell claimed from Detroit, and Al MacNeil claimed from Montreal in Intraleague Draft. John Brenneman claimed by Toronto, Al Lebrun and Ray Cullen claimed by Detroit, and Mike McMahon claimed by Montreal in Intraleague Draft. Bob Cunningham claimed from Detroit in Reverse Draft.
- June 27, 1966 – Bernie Geoffrion claimed off waivers from Montreal.
- Oct. 1, 1966 – Bob Kabel's minor-league rights to California (WHL) for Gerry Brisson.

1967-68 SEASON

- June 6, 1967 – Cesare Maniago, Bill Collins, and Sandy Fitzpatrick claimed by Minnesota; Earl Ingarfield, Al MacNeil, Ken Schinkel, and Les Hunt claimed by Pittsburgh; Bill Hicke, Larry Cahan, Ron Boehm, and Bryan Hextall Jr. claimed by California; Terry Ball claimed by Philadelphia; Rod Seiling and Max Mestinek claimed by St. Louis; Wayne Rutledge, Ken Block, Bryan Campbell, Doug Robinson, and Marc Dufour claimed by Los Angeles in Expansion Draft. Bob Blackburn claimed by Buffalo (AHL) in Reverse Draft. Bob Plager, Gary Sabourin, Tim Ecclestone, and Gord Kannegiesser to St. Louis for Rod Seiling. Paul Andrea, George Konik, Dunc McCallum, and Frank Francis to Pittsburgh for Larry Jeffrey.
- June 16, 1967 – Trevor Fahey, Ken Turlick and Jim Murray to Los Angeles for Barclay Plager.
- Aug. 19, 1967 – Future considerations (Paul Shmyr) to Chicago for Camille Henry.
- Sept. 1, 1967 – Bob Kabel to Phoenix (WHL) for cash.
- Nov. 27, 1967 – Red Berenson and Barclay Plager to St. Louis for Ron Stewart and Ron Attwell.
- Dec. 14, 1967 – Larry Popein to Oakland for cash.

1968-69 SEASON

- May 14, 1968 – Cash to Oakland for Larry Popein.
- June 12, 1968 – Wayne Hillman, Joe Johnson and Dave Seguin to Minnesota for Dave Balon. Larry Hillman received from Toronto as compensation in lieu of cash for Maple Leafs' claiming of Larry Mickey in Intraleague Draft. Bill Plager claimed from Minnesota in Intraleague Draft and Hillman claimed by Minnesota as compensation for claiming of Plager. Jacques Plante claimed by St. Louis in Intraleague Draft. Bob Blackburn claimed by Buffalo (AHL), and Gord Vejprava claimed by Seattle (WHL) in Reverse Draft.
- June 13, 1968 – Camille Henry, Bill Plager, and Robbie Irons to St. Louis for Don Caley and Wayne Rivers.
- June 24, 1968 – Walter Tkaczuk called up from Kitchener and signed to first NHL contract.
- August 1968 – Cash to Buffalo (AHL) for Bob Blackburn.
- Sept. 13, 1968 – Cash to Oakland for Ron Boehm.
- December 1968 – Cash to Buffalo (AHL) for Guy Trotter.

1969-70 SEASON

- June 6, 1969 – Reg Fleming to Philadelphia for Leon Rochefort and option to purchase an unprotected player following Intraleague Draft (Don Blackburn.)
- June 9, 1969 – Leon Rochefort and Dennis Hextall to Los Angeles for Real Lemieux.
- June 10, 1969 – Harry Howell to Oakland for cash. Phil Goyette to St. Louis for 1969 first-round draft pick (Andre Dupont.)
- June 11, 1969 – Forbes Kennedy received from Pittsburgh as compensation in lieu of cash for Penguins' claiming of Bob Blackburn in Intraleague Draft.
- June 12, 1969 – Gary Kurt claimed by Cleveland (AHL), Bill Orr claimed by Rochester (AHL), and Kevin O'Shea claimed by San Diego (WHL) in Reverse Draft.
- June 20, 1969 – Larry Jeffrey to Detroit for Terry Sawchuk and Sandy Snow.
- July 3, 1969 – Don Caley and Sandy Snow to Phoenix (WHL) for Peter McDuffe.
- Oct. 13, 1969 – Ron Ingram to Seattle (WHL) for cash.
- Nov. 17, 1969 – Sheldon Kannegiesser loaned to St. Louis for loan of Larry Hornung for remainder of season.
- Feb. 27, 1970 – Real Lemieux and Juha Widing to Los Angeles for Ted Irvine.
- March 3, 1970 – Future considerations (Denis Dupere) to Toronto for Tim Horton.

1970-71 SEASON

- June 9, 1970 – Gerry Lemire claimed from St. Louis in Intraleague Draft. Guy Trotter claimed by Toronto, and Kevin Morrison claimed by Detroit in Intraleague Draft.
- June 10, 1970 – Don Marshall and Allan Hamilton claimed by Buffalo, and Orland Kurtenbach claimed by Vancouver in Expansion Draft.
- Oct. 31, 1970 – Larry Brown to Detroit for Pete Stelmowski.
- Nov. 10, 1970 – Don Luce to Detroit for Steve Andrascik.
- Jan. 26, 1971 – Syl Apps Jr. and future considerations (Sheldon Kannegiesser) to Pittsburgh for Glen Sather.
- Feb. 1, 1971 – Arnie Brown, Mike Robitaille, and Tom Miller to Detroit for Larry Brown and Bruce MacGregor.
- March 2, 1971 – Jim Krulicki and cash to Detroit for Dale Rolfe.

ALL-TIME TRANSACTIONS

1971-72 SEASON

May 20, 1971 –	Bob Jones to Salt Lake (WHL) for Rick Charron.
May 26, 1971 –	Bob Nevin to Minnesota for future considerations pending outcome of June 8 Intraleague Draft (Bobby Rousseau.) Peter McDuffe to St. Louis for 1971 first-round draft pick (Steve Vickers.)
June 6, 1971 –	Wayne Rivers to Los Angeles for Mike McMahon.
June 8, 1971 –	Larry Brown claimed by Philadelphia, Mike Parizeau claimed by St. Louis, and Tim Horton claimed by Pittsburgh in Intraleague Draft. Ron Boehm claimed by Cleveland (AHL) in Reverse Draft.
June 14, 1971 –	Release of territorial rights to Glenn Patrick to St. Louis for cash.
Nov. 15, 1971 –	Jack Egers, Andre Dupont, Mike Murphy, and future considerations to St. Louis for Gene Carr, Jim Lorentz, and Wayne Connelly.
Nov. 16, 1971 –	Dave Balon, Wayne Connelly, and Ron Stewart to Vancouver for Gary Doak and Jim Wiste.
Jan. 13, 1972 –	Jim Lorentz to Buffalo for future considerations (1972 second-round draft pick -- Larry Sacharuk.)
Feb. 20, 1972 –	Pierre Jarry to Toronto for Jim Dorey.
March 5, 1972 –	Cash and loan of Mike McMahon for the remainder of the season to Vancouver for Ron Stewart. Cash to Buffalo for Phil Goyette.

1972-73 SEASON

May 24, 1972 –	Steve Durbano to St. Louis for future considerations following Intraleague Draft (Peter McDuffe and Curt Bennett on June 7, 1972) and to settle future considerations from teams' Nov. 15, 1971, trade.
May 25, 1972 –	Gary Doak and Rick Newell to Detroit for Joe Zanussi and 1972 first-round pick (Al Blanchard.)
June 6, 1972 –	Norm Gratton and Morris Stefanini claimed by Atlanta, and Bryan Lefley claimed by N.Y. Islanders in Expansion Draft. Don Blackburn claimed off Providence (AHL) roster by N.Y. Islanders in Interleague Draft.
June 16, 1972 –	Bill Hogaboam to Atlanta for Bill Heindl.
October 1972 –	J. Bob Kelly to Rochester (AHL) for cash.
Nov. 14, 1972 –	Ron Stewart to N.Y. Islanders for cash.
Nov. 29, 1972 –	Curt Bennett to Atlanta for Ron Harris.
March 2, 1973 –	Ab DeMarco Jr. to St. Louis for Mike Murphy. Future considerations (Steve Andrascik) to Pittsburgh for Sheldon Kannegiesser.
March 4, 1973 –	Cash and future considerations (Dave Hrechkosy and Gary Coalter) to California for Bert Marshall.

1973-74 SEASON

June 12, 1973 –	Bert Marshall claimed by N.Y. Islanders in Intraleague Draft.
June 14, 1973 –	Gene Sobchuk claimed by Seattle (WHL), Wendell Bennett claimed by Phoenix (WHL), and Bob Craig claimed by Providence (AHL) in Reverse Draft.
July 1973 –	Bill Knibbs and cash to Rochester (AHL) for J. Bob Kelly.
Sept. 8, 1973 –	J. Bob Kelly to St. Louis for Norm Dennis and Don Borgeson.
Oct. 28, 1973 –	Glen Sather and Rene Villemure to St. Louis for Jack Egers.
Nov. 30, 1973 –	Mike Murphy, Tommy Williams, and Sheldon Kannegiesser to Los Angeles for Gilles Marotte and Real Lemieux.
Jan. 21, 1974 –	Real Lemieux to Buffalo for Paul Curtis.
Feb. 15, 1974 –	Gene Carr to Los Angeles for future considerations (1977 first-round pick – Ron Duguay.)
Feb. 28, 1974 –	Claude Houde to Detroit for Brian Lavender.

1974-75 SEASON

May 28, 1974 –	Vic Hadfield to Pittsburgh for Nick Beverley.
June 10, 1974 –	Walt McKechnie received from California as compensation in lieu of cash for Seals' claiming of Jim Neilson in Intraleague Draft.
June 12, 1974 –	Peter McDuffe and Doug Horbul claimed by Kansas City, and Jack Egers claimed by Washington in Expansion Draft. Walt McKechnie to Boston for Derek Sanderson.
July 29, 1974 –	Andre Peloffy to Washington for cash.
Aug. 29, 1974 –	Larry Sacharuk and 1977 first-round pick (later returned) to St. Louis for Greg Polis.
Sept. 23, 1974 –	Brian Lavender to California for Hartland Monahan.
Oct. 29, 1974 –	Rod Seiling claimed off waivers by Washington.
Feb. 15, 1975 –	Dunc Wilson claimed off waivers from Toronto.

1975-76 SEASON

June 17, 1975 –	Dale Lewis claimed from Los Angeles in Intraleague Draft. Hartland Monahan claimed by Washington in Intraleague Draft.
June 18, 1975 –	Ted Irvine, Bert Wilson, and Jerry Butler to St. Louis for John Davidson and Bill Collins.
Sept. 9, 1975 –	Curt Ridley to Atlanta for Jerry Byers.
Sept. 20, 1975 –	Bob McMillan and future considerations to St. Louis for Larry Sacharuk.
Oct. 28, 1975 –	Gilles Villemure to Chicago for Doug Jarrett.
Oct. 30, 1975 –	Derek Sanderson and settlement of future considerations from Sept. 20, 1975, trade to St. Louis for return of Rangers' 1977 first-round pick.
Oct. 31, 1975 –	Ed Giacomin claimed off waivers by Detroit.
Nov. 7, 1975 –	Brad Park, Jean Ratelle, and Joe Zanusso traded to Boston for Phil Esposito and Carol Vadnais.
Nov. 14, 1975 –	Cash to Boston for Al Simmons.
March 24, 1976 –	Signed Gilles Gratton as free agent.

ALL-TIME TRANSACTIONS

1976-77 SEASON

- May 26, 1976 – Rick Middleton to Boston for Ken Hodge.
- May 28, 1976 – John Campbell to Los Angeles for Mark Heaslip.
- June 30, 1976 – Cash and an agreement to play two future preseason games against Whalers to New England (WHA) for Nick Fotiu, enabling Fotiu to sign first NHL contract with Rangers.
- Oct. 8, 1976 – Dunc Wilson to Pittsburgh for cash and future considerations (1978 fourth-round pick – Dave Silk.)
- Oct. 11, 1976 – Gilles Marotte claimed off waivers by St. Louis.
- Nov. 11, 1976 – Bill Fairbairn and Nick Beverley to Minnesota for Bill Goldsworthy.
- Jan. 30, 1977 – Signed Dave Tatar to first NHL contract.
- March 15, 1977 – Signed Hardy Astrom to first NHL contract.

1977-78 SEASON

- Aug. 31, 1977 – Future considerations (1978 third-round pick –Dean Turner) from Los Angeles as compensation for the signing of restricted free agent Pete Stelmowski.
- Oct. 4, 1977 – Don Awrey signed as unrestricted free agent.
- Oct. 10, 1977 – Wayne Thomas claimed from Toronto in Waiver Draft.
- Oct. 12, 1977 – Lindsay Middlebrook and Bud Stefanski signed as free agents.
- Dec. 5, 1977 – Bill Goldsworthy to Indianapolis (WHA) for Frank Spring and future considerations.
- Dec. 19, 1977 – Dallas Smith signed as unrestricted free agent.
- March 20, 1978 – Ulf Nilsson and Anders Hedberg signed as free agents for 1978-79 Season.

1978-79 SEASON

- May 22, 1978 – Tim Bothwell signed as free agent.
- June 2, 1978 – 1978 first-round pick (Ken Linseman) and cash to Philadelphia for right to hire Fred Shero as head coach and general manager.
- July 17, 1978 – Dean Talafoos and Frank Beaton signed as free agents.
- Oct. 1, 1978 – Bobby Sheehan signed as free agent.
- Oct. 9, 1978 – Pierre Plante claimed from Detroit, and Mike Korney claimed from Montreal in Waiver Draft. Dan Newman sent to Montreal in lieu of cash as compensation for claiming of Korney.
- Oct. 13, 1978 – Jeff McDill signed as free agent.
- Nov. 13, 1978 – Don Awrey to Colorado for cash.
- Jan. 15, 1979 – Greg Polis claimed off waivers by Washington.
- March 12, 1979 – Future considerations (1979 third-round pick, Jacques Cloutier, and 1980 third-round pick, Sean McKenna) to Buffalo for Jocelyn Guevremont.

1979-80 SEASON

- June 9, 1979 – Jim Mayer claimed from Edmonton, and Warren Miller claimed from Hartford in Reclaim Draft.
- June 13, 1979 – Dave Farrish claimed by Quebec, Nick Fotiu claimed by Hartford, Lindsay Middlebrook claimed by Winnipeg, and Pierre Plante claimed by Quebec in Expansion Draft.
- July 2, 1979 – Hardy Astrom to Detroit for Bill Lochead.
- July 25, 1979 – Wayne Dillon to Winnipeg for future considerations.
- Oct. 11, 1979 – Mike Backman and Chris Kotsopoulos signed as free agents.
- Oct. 12, 1979 – Bud Stefanski to Winnipeg for cash and future considerations.
- Nov. 2, 1979 – Pat Hickey, Lucien DeBlois, Mike McEwen, Dean Turner, and future considerations (the Nov. 12, 1979, loan of Dennis Owchar and Larry Skinner to New Haven (AHL) in exchange for Bobby Sheehan as well as Bobby Crawford on Jan. 15, 1980) for Barry Beck.
- Nov. 16, 1979 – Bobby Crawford signed as free agent.
- March 3, 1980 – Dave Silk signed to first NHL contract.
- March 11, 1980 – Don Murdoch to Edmonton for Cam Connor and Edmonton's choice of 1980 or 1981 third-round pick (Oilers opted for 1981, and Rangers selected Peter Sundstrom.)

1980-81 SEASON

- Aug. 7, 1980 – Warren Miller to Hartford for cash.
- Sept. 16, 1980 – Gary Burns signed as free agent.
- Nov. 11, 1980 – Mario Marois and Jim Mayer to Vancouver for Jere Gillis and Jeff Bandura.
- Nov. 18, 1980 – Frank Beaton to Calgary for Dale Lewis.
- Dec. 12, 1980 – Gerry McDonald signed as free agent.
- Jan. 15, 1981 – Future considerations (1981 fifth-round pick – Bill Maguire) to Hartford for Nick Fotiu.
- March 8, 1981 – Peter Wallin signed as free agent.
- March 10, 1981 – Ray Markham to Edmonton for John Hughes.

ALL-TIME TRANSACTIONS

1981-82 SEASON

June 5, 1981 –	Mark Pavelich signed as a free agent.
Sept. 8, 1981 –	Doug Soetaert to Winnipeg for future considerations (1983 third-round pick – Vesa Salo.) Mikko Leinonen signed as free agent.
Oct. 2, 1981 –	Chris Kotsopoulos, Doug Sullivan, and Gerry McDonald to Hartford for Mike Rogers and future considerations. (1982 10th-round pick – Simo Saarinen.)
Oct. 5, 1981 –	Mike McDougal claimed by Hartford in Waiver Draft.
Oct. 16, 1981 –	Future considerations (1982 fifth-round pick -- Sylvain Charland) to Toronto for Pat Hickey.
Oct. 30, 1981 –	Cash to Minnesota for Tom Youngmans.
Dec. 11, 1981 –	Lance Nethery to Edmonton for Ed Mio.
Dec. 30, 1981 –	Jere Gillis and Dean Talaious to Quebec for Robbie Ftorek and future considerations (1982 eighth-round pick – Brian Glynn.) (NOTE: Talaious refused to report to Quebec and retired. The trade was allowed to stand, pending arbitration, and on March 8, 1981, an NHL arbitrator awarded Pat Hickey to Quebec to replace Talaious.)
Jan. 29, 1982 –	Future considerations (1983 10th-round pick – Reine Karlsson) to Hartford for Rob McClanahan.

1982-83 SEASON

June 30, 1982 –	George McPhee signed as free agent.
July 7, 1982 –	Grant Ledyard signed as free agent.
July 21, 1982 –	Steve Richmond signed as free agent.
Aug. 24, 1982 –	Dan McCarthy to Minnesota for Shawn Dineen.
Oct. 1, 1982 –	Ed Hospodar to Hartford for Kent-Erik Andersson.
Oct. 4, 1982 –	Tim Bothwell to St. Louis in lieu of cash as compensation for Rangers' claiming of Bill Baker from St. Louis in Waiver Draft. Graeme Nicolson received from New Jersey as compensation in lieu of cash for Devils' claiming of Carol Vadnais in Waiver Draft.
Oct. 5, 1982 –	Vaclav Nedomansky signed as free agent.
Oct. 6, 1982 –	Vaclav Nedomansky claimed by St. Louis off waivers.
Jan. 4, 1983 –	Andre Dore and future considerations to St. Louis for Glen Hanlon and Vaclav Nedomansky.
Jan. 13, 1983 –	Rick Chartraw claimed off waivers from Los Angeles.

1983-84 SEASON

May 25, 1983 –	Ron Scott signed as free agent.
June 14, 1983 –	Ron Duguay, Eddie Johnstone, and Ed Mio to Detroit for Willie Huber, Mark Osborne, and Mike Blaisdell.
Sept. 12, 1983 –	Steve Martinson signed as free agent.
Sept. 13, 1983 –	Pierre Larouche signed as free agent.
Oct. 5, 1983 –	Dave Silk to Boston for Dave Barr.
Feb. 27, 1984 –	Scot Kleinendorst to Hartford for Blaine Stoughton.
March 5, 1984 –	Dave Barr, future considerations (1984 third-round pick – Alan Perry), and cash to St. Louis for Larry Patey and Bob Brooke. James Patrick signed to first NHL contract.

1984-85 SEASON

May 23, 1984 –	Rob McClanahan to Detroit for future considerations.
Sept. 5, 1984 –	Steve Weeks to Hartford for future considerations (1986 third-round pick, Shaun Clouston.)
Oct. 9, 1984 –	Andre Dore claimed from Quebec in Waiver Draft.
Dec. 6, 1984 –	Dave Maloney and Chris Renaud to Buffalo for Steve Patrick and Jim Wiemer.

1985-86 SEASON

Sept. 3, 1985 –	Tony Feltrin signed as free agent.
Sept. 15, 1985 –	Jay Caulfield signed as free agent.
Oct. 6, 1985 –	Terry Kleisinger signed as free agent.
Oct. 7, 1985 –	Mike Blaisdell claimed by Pittsburgh in Waiver Draft.
Dec. 9, 1985 –	1986 second-round pick (Neil Wilkinson) and 1987 fourth-round pick (John Weisbrod) to Minnesota for Roland Melanson. Melanson and Grant Ledyard then traded to Los Angeles for Brian MacLellan and 1987 fourth-round pick (Mike Sullivan.)
Dec. 19, 1985 –	Mike Rogers to Edmonton for Larry Melnyk and Todd Strueby.
Dec. 23, 1985 –	Steve Richmond to Detroit for Mike McEwen.
Feb. 6, 1986 –	Steve Patrick to Quebec for Wilf Paiement.
March 11, 1986 –	Mike McEwen to Hartford for Bob Crawford. Nick Fotiu to Calgary for future considerations.

ALL-TIME TRANSACTIONS

1986-87 SEASON

- May 22, 1986 – Ken Duggan signed as free agent.
- July 24, 1986 – Doug Soetaert signed as free agent.
- July 29, 1986 – Glen Hanlon, 1987 third-round pick (Dennis Holland), and 1988 third-round pick (Guy Dupuis) to Detroit for Kelly Kisio, Lane Lambert, Jim Leavins, and 1988 fifth-round pick (later traded to Winnipeg.)
- Aug. 15, 1986 – Mike Donnelly and Mike Siltala signed as free agents.
- Aug. 18, 1986 – Mike Allison to Toronto for Walt Poddubny.
- Sept. 8, 1986 – Brian MacLellan to Minnesota for 1987 third-round pick (Simon Gagne.) Norm MacIver signed as free agent.
- Sept. 10, 1986 – Lucie DeBlois signed as free agent.
- Sept. 11, 1986 – Paul Fenton signed as free agent.
- Oct. 2, 1986 – Reijo Ruotsalainen, Ville Kentala, Clark Donatelli, and Jim Wiemer to Edmonton for Mike Golden, future considerations (Miloslav Horava), and additional compensation if Ruotsalainen played at least one game for Oilers (Stu Kulak.)
- Oct. 6, 1986 – Wilf Paiement claimed by Buffalo in Waiver Draft.
- Oct. 24, 1986 – Mark Pavelich to Minnesota for future considerations (1988 fourth-round pick, later traded back to Minnesota on Nov. 13, 1986.)
- Nov. 13, 1986 – Bob Brooke and return of Minnesota's 1988 fourth-round pick (Jeffrey Stolt) for Curt Giles, Tony McKegney, and 1988 second-round pick (Troy Mallette.)
- Dec. 18, 1986 – Kjell Samuelsson and 1989 second-round pick (Patrik Juhlin) to Philadelphia for Bob Froese.
- Jan. 1, 1987 – Mike Ridley, Kelly Miller, and Bob Crawford to Washington for Bobby Carpenter and 1989 second-round pick (Jason Prosofsky.)
- Jan. 9, 1987 – Mark Tinordi signed as free agent.
- Jan. 20, 1987 – Brad Maxwell claimed on waivers from Vancouver.
- Jan. 21, 1987 – Chris Kontos to Pittsburgh for Ron Duguay.
- Feb. 21, 1987 – Brad Maxwell to Minnesota for future considerations (cash.)
- March 5, 1987 – Lane Lambert to Quebec for Pat Price. Mark Osborne to Toronto for Jeff Jackson, 1989 third-round pick (Rob Zamuner), and future considerations (right to negotiate with unsigned Toronto draft pick Vladimir Ruzicka to determine if Ruzicka was willing to play for Rangers.)
- March 10, 1987 – Bobby Carpenter and Tom Laidlaw to Los Angeles for Marcel Dionne, Jeff Crossman, and 1989 third-round pick (later traded to Minnesota.) Raimo Helminen to Minnesota for future considerations.

1987-88 SEASON

- May 29, 1987 – Tony McKegney and Rob Whistle to St. Louis for Bruce Bell, 1988 fourth-round pick (later returned), and future considerations (return of pick to St. Louis.) Signed Simon Wheeldon and Jim Latos as free agents.
- June 8, 1987 – 1988 fifth-round pick (Benoit Lebeau) and 1989 third-round pick (Denny Felsner) to Winnipeg for Brian Mullen and 1987 10th-round pick (Brett Barnett.)
- June 18, 1987 – 1988 first-round pick (Daniel Dore) and cash to Quebec for coaching rights to Michel Bergeron.
- July 21, 1987 – Cash to Philadelphia for Jeff Brubaker.
- Aug. 10, 1987 – Signed Peter Laviolette as free agent.
- Aug. 27, 1987 – Peter Sundstrom to Washington for 1988 fifth-round pick (Martin Bergeron.)
- Sept. 8, 1987 – Pat Price to Minnesota for Willi Plett.
- Sept. 11, 1987 – Signed Dave Pichette as free agent.
- Sept. 30, 1987 – Jeff Jackson and Terry Carkner to Quebec for John Osgoodnick and David Shaw.
- Oct. 5, 1987 – Willi Plett claimed by Boston in Waiver Draft.
- Oct. 6, 1987 – Jeff Caulfield and Dave Gagner to Minnesota for Paul Boutilier.
- Oct. 23, 1987 – Future considerations (1988 fourth-round pick -- Jaan Luik) to St. Louis for Jim Pavese.
- Nov. 4, 1987 – Willie Huber and Larry Melnyk to Vancouver for Michel Petit.
- Nov. 7, 1987 – Jim Leavins to Calgary for Don Mercier.
- Nov. 20, 1987 – Curt Giles to Minnesota for Byron Lomow and future considerations.
- Dec. 16, 1987 – Paul Boutilier to Winnipeg for future considerations (1989 fifth-round pick - Aaron Miller.)
- Dec. 31, 1987 – Mike Donnelly and 1988 fifth-round pick (Alexander Mogilny) for Paul Cyr and 1988 10th-round pick (Eric Fenton.)
- Jan. 21, 1988 – Mike Siltala and Gord Walker to Los Angeles for Joe Paterson.
- Jan. 27, 1988 – Montreal's option to exchange 1989 first-round picks (Canadiens exercised option and selected Lindsay Vallis, while Rangers selected Steven Rice) for Chris Nilan.
- Feb. 1, 1988 – Todd Elik signed as free agent.
- Feb. 22, 1988 – Ron Duguay to Los Angeles for Mark Hardy.
- Feb. 23, 1988 – Brian Leetch signed to first NHL contract.
- Feb. 28, 1988 – Mike Richter signed to first NHL contract.
- March 8, 1988 – Jim Pavese to Detroit for future considerations (1990 fifth-round pick that was later returned to Detroit.)

ALL-TIME TRANSACTIONS

1988-89 SEASON

June 13, 1988 –	Mark Hardy to Minnesota for future considerations (1989 third-round pick – Louie DeBrusk.)
July 14, 1988 –	Doug Wickenheiser signed as free agent.
Sept. 26, 1988 –	Signed Guy Lafleur as free agent.
Aug. 1, 1988 –	Walt Poddubny, Jari Gronstrand, Bruce Bell, and 1989 fourth-round pick (Eric Dubois) to Quebec for Normand Rochefort and Jason Lafreniere.
Aug. 22, 1988 –	Tony Granato signed to first NHL contract.
Sept. 28, 1988 –	Chris Jensen to Philadelphia for Michael Boyce.
Oct. 3, 1988 –	Claimed Craig Redmond from Edmonton in Waiver Draft.
Oct. 11, 1988 –	Mark Tinordi, Paul Jerrard, Mike Sullivan, Bret Barnett, and 1989 third-round pick (Murray Garbutt) to Minnesota for Brian Lawton, Igor Liba, and Rick Bennett.
Oct. 27, 1988 –	Jeff Crossman to Edmonton for Ron Shudra.
Nov. 1, 1988 –	Ken Hammond claimed off waivers from Edmonton. Craig Redmond claimed off waivers by Edmonton.
Dec. 9, 1988 –	Larry Bernard and 1989 fifth-round pick (Rhys Hollyman) to Minnesota for Mark Hardy.
Dec. 12, 1988 –	Igor Liba, Michael Boyce, Todd Elik, and future considerations to Los Angeles for Dean Kennedy and Denis Larocque.
Dec. 26, 1988 –	Don Maloney, Norm MacIver, and Brian Lawton to Hartford for Carey Wilson and 1990 fifth-round pick (Lubos Rob.)
Feb. 3, 1989 –	Dean Kennedy to Los Angeles for 1990 fourth-round pick (later traded to Minnesota.)
Feb. 18, 1989 –	Ken Hammond to Toronto for Chris McRae.
March 7, 1989 –	1990 fifth-round pick (Richard Smehtlik) to Buffalo for Lindy Ruff.

1989-90 SEASON

Sept. 1, 1989 –	Barry Beck to Los Angeles for cash and 1990 fourth-round pick (Jeff Nielsen.) Beck, who had been in retirement, was required to play a minimum of 40 games in 1989-90 for Kings to receive the pick, and he played 52 games.
Sept. 7, 1989 –	Chris McRae and future considerations (1990 fifth-round pick – Tony Burns) to Detroit for Kris King.
Oct. 5, 1989 –	Michel Petit to Quebec for Randy Moller.
Nov. 1, 1989 –	Jay More to Minnesota for Dave Archibald.
Jan. 18, 1990 –	Future considerations (Denis Larocque) to Edmonton for Todd Charlesworth.
Jan. 20, 1990 –	Tony Granato and Tomas Sandstrom to Los Angeles for Bernie Nicholls.
March 6, 1990 –	Ulf Dahlen, Los Angeles' 1990 fourth-round pick (Cal McGowan), and future considerations (1991 fourth-round pick, later traded to Los Angeles) to Minnesota for Mike Gartner.
April 2, 1990 –	Tony Amonte signed to first NHL contract.

1990-91 SEASON

June 16, 1990 –	1990 fifth-round pick (Sergei Zubov) obtained from Quebec as compensation for the Nordiques' signing of restricted free agent Guy Lafleur.
June 28, 1990 –	Chris Nilan to Boston for Greg Johnston and future considerations (1991 sixth-round pick – Barry Young.) Johnston to Toronto for Mark LaForest and Tie Domi.
July 9, 1990 –	Carey Wilson and future considerations (1991 third-round pick – Michael Nylander) to Hartford for Jody Hull. Cash and future considerations to Buffalo for Ray Sheppard.
July 10, 1990 –	Simon Wheeldon to Winnipeg for Bryan McReynolds.
Jan. 17, 1991 –	Aaron Miller and 1991 fifth-round pick to Quebec for Joe Cirella.
Jan. 22, 1991 –	Rudy Poeschek to Winnipeg for Guy Larose.
March 5, 1991 –	Kevin Miller, Jim Cummins, and Dennis Vial to Detroit for Joe Kocur and Per Djoos.
April 2, 1991 –	Doug Weight signed to first NHL contract.

1991-92 SEASON

May 25, 1991 –	Miloslav Horava to Quebec for Stephane Guerard.
May 30, 1991 –	Brian Mullen to San Jose for Tim Kerr. Kelly Kisio claimed by San Jose in Expansion Draft.
Aug. 5, 1991 –	Future considerations to Philadelphia for Shaun Sabol.
Aug. 8, 1991 –	Future considerations to Philadelphia for Don Biggs.
Sept. 3, 1991 –	Adam Graves signed as free agent.
Sept. 9, 1991 –	Troy Mallette sent to Edmonton as compensation for the signing of restricted free agent Adam Graves.
Sept. 25, 1991 –	Future considerations to Chicago for Greg Millen.
Oct. 4, 1991 –	Bernie Nicholls, Steven Rice, and Louie DeBrusk to Edmonton for Mark Messier and future considerations (completed by Nov. 12, 1991, trade.)
Nov. 12, 1991 –	David Shaw to Edmonton for Jeff Beukeboom.
Dec. 23, 1991 –	Corey Millen to Los Angeles for Randy Gilhen.
Dec. 26, 1991 –	Greg Millen to Detroit for 1992 conditional draft pick (eighth-round pick, later traded to Edmonton.) Guy Larose to Toronto for Mike Stevens.
March 9, 1992 –	Randy Moller to Buffalo for Jay Wells.
March 10, 1992 –	Mark Janssens to Minnesota for Mario Thyer and 1993 third-round pick (Maxim Galanov.)

ALL-TIME TRANSACTIONS

1992-93 SEASON

- June 18, 1992 – Mark LaForest claimed by Ottawa, and Jeff Bloemberg claimed by Tampa Bay in Expansion Draft.
- June 20, 1992 – 1992 fourth-round pick (Ralph Intranuovo) and 1992 eighth-round pick (Colin Schmidt) to Edmonton for 1992 fourth-round pick (Chris Ferraro). 1992 11th-round pick (Petter Ronnqvist) to Ottawa for future considerations (deal completed with May 7, 1993, trade.)
- July 8, 1992 – Tim Kerr to Hartford for conditional draft pick (1993 seventh-round pick – Sergei Kondrashkin.)
- July 20, 1992 – Jean-Yves Roy signed as free agent.
- July 23, 1992 – Rangers awarded Tampa Bay's 1993 third-round pick (later traded back to Lightning) as compensation for Tampa Bay's signing of restricted free agent Rob Zamuner.
- July 28, 1992 – Jody Hull to Ottawa for future considerations.
- Aug. 26, 1992 – Dave Marcynishyn signed as free agent.
- Aug. 31, 1992 – Phil Bourque signed as free agent.
- Sept. 4, 1992 – Craig Duncanson and Brad Tiley signed as free agents.
- Sept. 15, 1992 – Sergei Zubov signed to first NHL contract.
- Oct. 5, 1992 – Alexei Kovalev signed to first NHL contract.
- Nov. 6, 1992 – Dave Archibald to Ottawa for 1993 fifth-round pick (later traded to Los Angeles).
- Dec. 11, 1992 – Roman Oksiuta and 1993 third-round pick (Alexander Kerch) to Edmonton for Kevin Lowe.
- Dec. 28, 1992 – Tie Domi and Kris King to Winnipeg for Ed Olczyk.
- March 17, 1993 – Doug Weight to Edmonton for Esa Tikkanen.
- March 22, 1993 – Randy Gilhen to Tampa Bay for Mike Hartman. Mark Hardy and Ottawa's 1993 fifth-round pick (Frederick Beaubien) to Los Angeles for John McIntyre.

1993-94 SEASON

- May 7, 1993 – Robert Burakovsky to Ottawa for future considerations (1993 11th-round pick -- Pavel Komarov.) Deal completed trade of June 20, 1992.
- June 20, 1993 – John Vanbiesbrouck to Vancouver for future considerations following the Expansion Draft (Doug Lidster sent to Rangers on June 25, 1993.)
- June 24, 1993 – Joe Cirella claimed by Florida, and Steven King claimed by Anaheim in Expansion Draft.
- June 25, 1993 – Return of Tampa Bay's 1993 third-round pick (Allan Egeland) for Glenn Healy.
- July 29, 1993 – Greg Gilbert signed as free agent.
- Aug. 16, 1993 – Darren Langdon signed as free agent.
- Aug. 17, 1993 – Shawn McCosh signed as free agent.
- Sept. 9, 1993 – Mike Hurlbut to Quebec for Alexander Karpovtsev.
- Oct. 3, 1993 – Mike Hudson claimed from Edmonton in Waiver Draft. John McIntyre claimed by Vancouver, and Paul Broten claimed by Dallas in Waiver Draft.
- Oct. 12, 1993 – Jim Hiller claimed off waivers from Detroit.
- Nov. 2, 1993 – James Patrick and Darren Turcotte to Hartford for Steve Larmer, Nick Kypreos, Barry Richter, and 1994 sixth-round pick (Yuri Litvinov.)
- Jan. 28, 1994 – 1994 11th-round pick (Jamie Butt) to Los Angeles for Brad Tiley.
- March 21, 1994 – Tony Amonte and Matt Dates to Chicago for Stephane Matteau and Brian Noonan. Mike Gartner to Toronto for Glenn Anderson, Scott Malone, and 1994 fourth-round pick (Alexander Korobolin.) Todd Marchant to Edmonton for Craig MacTavish. Peter Andersson to Florida for 1994 ninth-round pick (Vitali Yermeyev.) Phil Bourque to Ottawa for future considerations.

1994-95 SEASON

- July 24, 1994 – Esa Tikkanen, Doug Lidster, and Mike Keenan's coaching rights to St. Louis for Petr Nedved.
- Aug. 19, 1994 – Daniel Lacroix to Boston for Glen Featherstone.
- Sept. 6, 1994 – Mark Osborne signed as free agent.
- Sept. 9, 1994 – Ken Gernander signed as free agent.
- Jan. 18, 1995 – Mike Hudson claimed by Pittsburgh, and Greg Gilbert claimed by St. Louis in Waiver Draft.
- March 23, 1995 – Glen Featherstone, Michael Stewart, 1995 first-round pick (Jean-Sebastien Giguere), and 1996 fourth-round pick (Steve Wasyliko) to Hartford for Pat Verbeek. Daniel Lacroix claimed off waivers from Boston.
- April 7, 1995 – Ed Olczyk to Winnipeg for 1995 fifth-round pick (Alexei Vasiliev.) Corey Hirsch to Vancouver for Nathan LaFayette. Troy Loney claimed off waivers from N.Y. Islanders.

1995-96 SEASON

- July 19, 1995 – Signed Ray Ferraro as free agent.
- July 31, 1995 – Jay Wells to St. Louis for Doug Lidster.
- Aug. 2, 1995 – Wayne Presley signed as free agent.
- Aug. 3, 1995 – Ryan Vandenbussche signed as free agent.
- Aug. 24, 1995 – Bruce Driver signed as free agent.
- Aug. 31, 1995 – Petr Nedved and Sergei Zubov to Pittsburgh for Luc Robitaille and Ulf Samuelsson.
- Oct. 6, 1995 – Jean-Yves Roy to Ottawa for Steve Larouche.
- Dec. 28, 1995 – Stephane Matteau to St. Louis for Ian Laperriere.
- Jan. 14, 1996 – Steve Larouche to Los Angeles for Chris Snell.
- Feb. 29, 1996 – Nick Kypreos and Wayne Presley to Toronto for Sergio Momesso and Bill Berg.
- March 14, 1996 – Ray Ferraro, Ian Laperriere, Mattias Norstrom, Nathan LaFayette, and 1997 fourth-round pick (Sean Blanchard) to Los Angeles for Marty McSorley, Jari Kurri, and Shane Churla.
- March 20, 1996 – Joe Kocur to Vancouver for Kay Whitmore.

ALL-TIME TRANSACTIONS

1996-97 SEASON

July 9, 1996 –	Eric Boulton signed as free agent.
July 21, 1996 –	Wayne Gretzky signed as free agent.
Aug. 6, 1996 –	Peter Fiorentino signed as free agent.
Aug. 20, 1996 –	Marty McSorley to San Jose for Jay More, Brian Swanson, and future considerations (1997 fourth-round pick, later traded back to San Jose.)
Sept. 6, 1996 –	Pat Flatley signed as free agent.
Nov. 13, 1996 –	Sergio Momesso to St. Louis for Brian Noonan.
Feb. 6, 1997 –	Jay More to Phoenix for Mike Eastwood and Dallas Eakins.
Feb. 22, 1997 –	David Oliver claimed off waivers from Edmonton.
March 8, 1997 –	Brian Noonan and Sergei Nemchinov to Vancouver for Russ Courtnall and Esa Tikkanen.

1997-98 SEASON

June 21, 1997 –	1997 fourth-round pick (Adam Colagiaco) to San Jose for 1997 fourth-round pick Tomi Kallarsson and 1997 sixth-round pick (Mike York.) Mike Peluso awarded to Rangers by arbitrator as compensation for St. Louis hiring Rangers executive Larry Pleau to be Blues' GM.)
July 7, 1997 –	Brian Skrudland and Mike Keane signed as free agents.
July 16, 1997 –	Jeff Finley signed as free agent.
Aug. 8, 1997 –	1998 fourth-round pick (Tommy Westlund) to Carolina for Jason Muzzatti.
Aug. 19, 1997 –	Dale Purinton signed as free agent.
Aug. 27, 1997 –	Pierre Sevigny signed as free agent.
Aug. 28, 1997 –	Luc Robitaille to Los Angeles for Kevin Stevens.
Sept. 2, 1997 –	P.J. Stock signed as free agent.
Sept. 11, 1997 –	Tim Sweeney signed as free agent.
Sept. 28, 1997 –	Mike Peluso claimed by Calgary in Waiver Draft.
Sept. 29, 1997 –	1998 second-round pick (Andrew Peters) and future considerations (2000 conditional fifth-round pick – conditions not met) to Buffalo for Pat LaFontaine. Geoff Smith signed as free agent.
Oct. 1, 1997 –	Peter Ferraro and Chris Ferraro claimed off waivers by Pittsburgh.
Nov. 14, 1997 –	Future considerations to Los Angeles for Brad Smith.
Jan. 14, 1998 –	Peter Ferraro claimed off waivers from Pittsburgh.
March 24, 1998 –	Mike Keane, Brian Skrudland, and 1998 or 1999 conditional sixth-round pick -- 1998 conditions met (Pavel Patera) -- to Dallas for Todd Harvey, Bob Errey, and 1998 fourth-round pick (Boyd Kane.) Mike Eastwood to St. Louis for Harry York. Jason Muzzatti to San Jose for Rich Brennan. Ryan VandenBussche to Chicago for Ryan Risidore.

1998-99 SEASON

June 1, 1998 –	Colin Pepperall to Chicago for future considerations (conditional 199 draft pick, ninth-round pick – Petter Henning.)
June 30, 1998 –	Sylvain Blouin and 1999 sixth-round pick (later traded to Phoenix) to Montreal for Peter Popovic.
July 2, 1998 –	Scott Fraser signed as free agent.
July 9, 1998 –	John MacLean signed as free agent.
July 16, 1998 –	Jean-Francois Labbe signed as free agent.
July 20, 1998 –	Derek Armstrong signed as free agent.
Aug. 13, 1998 –	Brent Fedyk signed as free agent.
Oct. 1, 1998 –	2000 third-round pick (later returned to Rangers) to Detroit for Mike Knuble.
Oct. 9, 1998 –	Esa Tikkanen signed as free agent.
Oct. 14, 1998 –	Alexander Karpovtsev and 1999 fourth-round pick (Mirko Mirovic) to Toronto for Mathieu Schneider.
Nov. 25, 1998 –	Alexei Kovalev and Harry York to Pittsburgh for Petr Nedved, Sean Pronger, and Chris Tamer.
Nov. 27, 1998 –	Bill Berg and 1999 second-round pick (later traded to Anaheim) to Ottawa for Stan Neckar.
Dec. 18, 1998 –	Rumun Ndur claimed off waivers from Buffalo.
Dec. 22, 1998 –	Eric Cairns claimed off waivers by N.Y. Islanders.
Feb. 12, 1999 –	Sean Pronger to Los Angeles for Eric Lacroix.
Feb. 13, 1999 –	Jeff Finley and Geoff Smith to St. Louis for future considerations (Chris Kenady on Feb. 22, 1999.)
March 4, 1999 –	Mike Maneluk claimed off waivers from Chicago.
March 23, 1999 –	Ulf Samuelsson and future considerations to Detroit for 1999 second-round pick (David Inman) and return of Rangers' 2000 third-round pick (later traded to Tampa Bay.) Stan Neckar to Phoenix for Jason Doig and 1999 sixth-round pick (Jay Dardis.) Vladimir Vorobiev to Edmonton for Kevin Brown.

ALL-TIME TRANSACTIONS

1999-00 SEASON

May 3, 1999 – Future considerations to Nashville for Brad Smyth.
 June 26, 1999 – Dan Cloutier, Niklas Sundstrom, 2000 first-round pick (Nikita Alexeev), and 2000 third-round pick (later traded to San Jose) to Tampa Bay for Chicago's 1999 first-round pick (Pavel Brendl.) Marc Savard and 1999 first-round pick (Oleg Saprykin) to Calgary for Jan Hlavac, 1999 first-round pick (Jamie Lundmark), and Philadelphia's 1999 third-round pick (Patrick Aufiero).
 July 6, 1999 – Stephane Quintal and Valeri Kamensky signed as free agents.
 July 8, 1999 – Theo Fleury signed as free agent.
 July 13, 1999 – Kirk McLean signed as free agent.
 July 15, 1999 – Tim Taylor signed as free agent.
 July 19, 1999 – Sylvain Lefebvre signed as free agent.
 July 22, 1999 – Milan Hnilecka signed as free agent.
 July 28, 1999 – Terry Virtue signed as free agent.
 Aug. 9, 1999 – John Namestnikov signed as free agent.
 Sept. 27, 1999 – John Namestnikov claimed by Vancouver in Waiver Draft.
 Sept. 30, 1999 – Peter Popovic to Pittsburgh for Kevin Hatcher. John Namestnikov claimed off waivers from Vancouver.
 Oct. 3, 1999 – Future considerations (cash) to Tampa Bay for Alexandre Daigle. Drew Bannister signed as free agent.
 Dec. 1, 1999 – Rich Pilon claimed off waivers from N.Y. Islanders.
 Dec. 11, 1999 – Rumun Ndur claimed off waivers by Atlanta.
 Dec. 30, 1999 – Todd Harvey and 2001 fourth-round pick (Dimitri Patzold) to San Jose for Radek Dvorak.
 Feb. 2, 2000 – John Namestnikov to Nashville for Jason Dawe.
 March 10, 2000 – Mike Kruble to Boston for Rob DiMaio.

2000-01 SEASON

June 24, 2000 – 2000 second-round pick (Tomas Kopecky) to Detroit for 2000 second-round pick (Filip Novak) and 2000 third-round pick (Dominic Moore.)
 June 25, 2000 – 2000 fourth-round pick Jon DiSalvatore to San Jose for 2000 fourth-round pick (Premysl Duben) and 2000 compensatory fifth-round pick (Brandon Snee.)
 July 10, 2000 – Vladimir Malakhov signed as free agent.
 July 13, 2000 – Mark Messier signed as free agent.
 July 27, 2000 – Jeff Ulmer signed as free agent.
 Aug. 4, 2000 – Darren Langdon and Rob DiMaio to Carolina for Sandy McCarthy and 2001 conditional pick (fourth-round pick – Bryce Lampman.)
 Sept. 25, 2000 – Alexei Vasiliev to Nashville for future considerations (2001 conditional pick – conditions not met.)
 Sept. 29, 2000 – Andreas Johansson claimed from Calgary in Waiver Draft.
 Oct. 5, 2000 – Future considerations (placement of Stephane Quintal on waivers) to Chicago for Michal Grosek and Brad Brown. Stephane Quintal claimed off waivers by Chicago.
 Nov. 9, 2000 – Jean-Francois Labbe to Columbus for Bert Robertsson.
 Dec. 28, 2000 – 2001 fifth-round pick (Frantisek Skladany) to Colorado for Alexei Gusarov.
 Jan. 12, 2001 – Johan Wittehall claimed off waivers by Montreal.
 Jan. 13, 2001 – Jeff Toms claimed off waivers from N.Y. Islanders.
 Feb. 5, 2001 – John MacLean to Dallas for future considerations.
 March 1, 2001 – Eric Lacroix to Ottawa for Colin Forbes.
 March 5, 2001 – Alexei Gusarov to St. Louis for Peter Smrek.
 March 7, 2001 – Bert Robertsson to Nashville for Ryan Tobler. Guy Hebert claimed off waivers from Anaheim.

ALL-TIME TRANSACTIONS

2001-02 SEASON

June 11, 2001 –	Barrett Heisten signed as free agent.
June 13, 2001 –	Layne Ulmer signed as free agent.
June 23, 2001 –	2001 third-round pick (Chris Heid) to Minnesota for Carolina's 2001 third-round pick (Garth Murray) and 2001 fifth-round pick (Shawn Collymore.) Burke Henry to Calgary for Chris St. Croix.
June 24, 2001 –	Adam Graves and future considerations to San Jose for Mikael Samuelsson and Chris Gosselin. Jeff Dessner to Atlanta for 2001 eighth-round pick (Leonid Vachkin.) 2002 seventh-round pick (Pierre Johnsson) to Calgary for Detroit's 2001 seventh-round pick (Pontus Petterstrom.)
June 29, 2001 –	Jason Doig and Jeff Ulmer to Ottawa for Sean Gagnon.
June 30, 2001 –	Tim Taylor to Tampa Bay for Kyle Freadrich and Nils Ekman. Rich Pilon to San Jose for 2002 conditional pick (seventh-round pick – Joey Crabb.)
July 1, 2001 –	Dave Karpis and Igor Ulanov signed as free agents.
July 17, 2001 –	Zdeno Ciger signed as free agent.
Aug. 7, 2001 –	Darren Van Impe claimed off waivers from Boston.
Aug. 20, 2001 –	Pavel Brendl, Jan Hlavac, Kim Johnsson, and 2003 third-round pick (Stefan Ruzicka) to Philadelphia for Eric Lindros and future considerations (conditional first-round pick, conditions not met.)
Aug. 23, 2001 –	P.J. Stock signed as free agent.
Aug. 28, 2001 –	Steve McKenna signed as free agent.
Sept. 28, 2001 –	P.J. Stock claimed by Boston in Waiver Draft.
Oct. 1, 2001 –	Benoit Dugas signed as free agent.
Oct. 3, 2001 –	Rico Fata claimed off waivers from Calgary.
Oct. 4, 2001 –	Bryan Berard signed as free agent.
Dec. 12, 2001 –	Zdeno Ciger to Tampa Bay for Matthew Barnaby.
Dec. 18, 2001 –	Darren Van Impe claimed off waivers by Florida.
Jan. 16, 2002 –	Trent Whitfield claimed off waivers from Washington.
Feb. 1, 2002 –	Trent Whitfield claimed off waivers by Washington.
March 12, 2002 –	Manny Malhotra and Barrett Heisten to Dallas for Martin Rucinsky and Roman Lyashenko.
March 16, 2002 –	Jeff Toms claimed off waivers by Pittsburgh.
March 18, 2002 –	Igor Ulanov, Filip Novak, 2002 first-round pick (later traded), 2002 second-round pick (Rob Globke), and 2003 fourth-round pick (later traded) to Florida for Pavel Bure and 2002 second-round pick (Lee Falardeau.)
March 19, 2002 –	Mike York and 2002 fourth-round pick (Ivan Koltsov) to Edmonton for Tom Poti and Rem Murray. Peter Smrek to Nashville for Richard Lintner.

2002-03 SEASON

June 22, 2002 –	2002 third-round pick (Arttu Luutinen) to Ottawa for 2002 third-round pick (Marcus Jonassen) and 2002 fourth-round pick (Nate Guenin.)
June 23, 2002 –	2003 sixth-round pick (later returned) and future considerations (negotiation rights to pending unrestricted free agent Theo Fleury or return of pick – pick was returned) to San Jose for 2002 sixth-round pick (Kim Hirschkovits.)
June 30, 2002 –	Future considerations (2003 ninth-round pick – later traded) to Pittsburgh for Krzysztof Oliwa.
July 1, 2002 –	Rights to pending unrestricted free agent Mike Richter to Edmonton for future considerations (2003 fourth-round pick – Corey Potter.)
July 1, 2002 –	Bobby Holik signed as free agent.
July 2, 2002 –	Darius Kasparaitis signed as free agent.
July 4, 2002 –	Mike Richter signed as free agent.
July 8, 2002 –	Ted Donato signed as free agent.
July 11, 2002 –	Craig Weller signed as free agent.
July 16, 2002 –	Derek Armstrong to Los Angeles for 2003 sixth-round pick (Chris Holt.)
Aug. 7, 2002 –	Joel Bouchard signed as free agent.
Oct. 1, 2002 –	Dixon Ward signed as free agent.
Oct. 4, 2002 –	Ronald Petrovicky claimed from Calgary in Waiver Draft.
Oct. 10, 2002 –	Boyd Kane to Tampa Bay for Gordie Dwyer.
Dec. 12, 2002 –	Rem Murray, Tomas Kloucek, and Marek Zidlicky to Nashville for Mike Dunham. Future considerations (conditional 2004 draft pick – conditions not met) to Edmonton for Josh Green.
Dec. 16, 2002 –	Billy Tibbetts signed as free agent.
Dec. 17, 2002 –	Cory Cross signed as free agent.
Jan. 6, 2003 –	Krzysztof Oliwa to Boston for 2004 ninth-round pick (later traded.)
Jan. 8, 2003 –	2004 fourth-round pick (later traded) to Chicago for Boris Mironov.
Jan. 15, 2003 –	Josh Green claimed off waivers by Washington.
Jan. 17, 2003 –	Boston's 2004 ninth-round pick (later traded) returned to Boston for Jay Henderson.
Jan. 22, 2003 –	Mike Mottau to Calgary for conditional draft choice in 2003 or 2004. Rangers' chose 2003 option of a sixth-round pick (Ivan Dornic.)
Feb. 10, 2003 –	Rico Fata, Mikael Samuelsson, Joel Bouchard, and Richard Lintner to Pittsburgh for Alexei Kovalev, Dan LaCouture, Janne Laukkanen, and Mike Wilson.
Feb. 21, 2003 –	Gordie Dwyer claimed off waivers by Montreal.
March 11, 2003 –	Radek Dvorak and Cory Cross to Edmonton for Anson Carter and Ales Piza. Johan Holmqvist to Minnesota for Lawrence Nycholat. Janne Laukkanen claimed off waivers by Tampa Bay.

ALL-TIME TRANSACTIONS

2003-04 SEASON

May 22, 2003 –	Jed Ortmeyer signed as free agent.
June 21, 2003 –	2003 second-round pick (Josh Hennessy) to San Jose for Boston's 2003 second-round pick (Ivan Baranka) and San Jose's 2003 third-round pick (Kenny Roche.)
June 30, 2003 –	Rights to pending unrestricted free agent Brian Leetch to Edmonton for Jussi Markkanen and 2004 fourth-round pick (later traded.) Rights to pending unrestricted free agent Mark Messier to San Jose for 2004 fourth-round pick (Ryan Callahan.)
July 14, 2003 –	Greg de Vries signed as free agent.
July 25, 2003 –	Chris Simon signed as free agent.
July 28, 2003 –	Paul Healey signed as free agent.
July 30, 2003 –	Brian Leetch signed as free agent.
Aug. 12, 2003 –	Nils Ekman to San Jose for Chad Wiseman.
Aug. 28, 2003 –	Martin Rucinsky and Jan Hlavac signed as free agents.
Sept. 5, 2003 –	Mark Messier signed as free agent.
Sept. 30, 2003 –	Shawn Heins claimed off waivers from Atlanta, and Jeff Heerema claimed off waivers from Carolina.
Oct. 3, 2003 –	Sheldon Keefe claimed from Tampa Bay, Mike Siklenka claimed from Philadelphia, and Joel Bouchard claimed from Buffalo in Waiver Draft. Shawn Heins and Ronald Petrovicky claimed by Atlanta, and Jeff Heerema claimed by St. Louis in Waiver Draft.
Oct. 22, 2003 –	Pascal Rheaume signed NHL contract after having already signed AHL contract to begin season in Hartford.
Oct. 24, 2003 –	Sheldon Keefe claimed off waivers by Tampa Bay.
Nov. 5, 2003 –	Mike Siklenka claimed off waivers by Philadelphia.
Dec. 11, 2003 –	Jason MacDonald signed NHL contract after having already signed AHL contract to begin season in Hartford.
Jan. 10, 2004 –	Jeff Heerema claimed off waivers from St. Louis.
Jan. 23, 2004 –	Anson Carter to Washington for Jaromir Jagr. 2004 eighth-round pick (Matt Greer) to Columbus for Jamie Pushor.
Jan. 29, 2004 –	Pascal Rheaume claimed off waivers by St. Louis.
March 2, 2004 –	Alexei Kovalev to Montreal for Jozef Balej and 2004 second-round pick (Bruce Graham.)
March 3, 2004 –	Brian Leetch and conditional draft pick (Edmonton's 2004 fourth-round pick – Roman Kukumberg) to Toronto for Maxim Kondratiev, Jarkko Immonen, 2004 first-round pick (later traded), and 2005 second-round pick (Mike Sauer.)
March 6, 2004 –	Petr Nedved and Jussi Markkanen to Edmonton for Dwight Helminen, Steve Valiquette, and 2004 second-round pick (Dane Byers.)
March 8, 2004 –	Chris Simon and 2004 seventh-round pick (Matt Schneider) to Calgary for Blair Betts, Greg Moore, and Jamie McLennan.
March 9, 2004 –	Josh Green claimed off waivers from Calgary.
March 8, 2004 –	Vladimir Malakhov to Philadelphia for Rick Kozak and 2005 second-round pick (later traded.) Matthew Barnaby and 2004 third-round pick (Denis Parshin) to Colorado for David Liffiton, Chris McAllister, and Florida's 2004 second-round pick (later traded.)
March 9, 2004 –	Greg de Vries to Ottawa for Karel Rachunek and Alexandre Giroux. Martin Rucinsky to Vancouver for Martin Grenier and R.J. Umberger. Paul Healey to Florida for Jeff Paul. Mike Green claimed off waivers from Florida. Sandy McCarthy claimed off waivers from Boston.
March 23, 2004 –	Thomas Pock signed as free agent.

2004-05 SEASON

June 26, 2004 –	Toronto's 2004 first-round pick and Rangers' compensatory 2004 second-round pick to Calgary for 2004 first-round pick (Lauri Koprikoski) and 2004 eighth-round pick (Jonathan Paiement.) Florida's 2004 second-round pick returned to Florida for Dallas' 2004 compensatory second-round pick (later traded) and 2004 third-round pick (Zdenek Bahensky.) Dallas' 2004 compensatory second-round pick to Phoenix for 2004 second-round pick (Brandon Dubinsky) and 2004 third-round pick (Billy Ryan.)
July 7, 2004 –	Ryan Hollweg signed as free agent.
July 20, 2004 –	Jason Strudwick signed as free agent.
Aug. 10, 2004 –	Michael Nylander signed as free agent.
Aug. 26, 2004 –	Kevin Weekes signed as free agent.

2005-06 SEASON

July 29, 2005 –	Henrik Lundqvist signed to first NHL contract.
July 30, 2005 –	2005 first-round pick (Alex Bourret) and Philadelphia's 2005 second-round pick (Ondrej Pavelec) to Atlanta for San Jose's 2005 first-round pick (Marc Staal.) 2005 second-round pick (Guillaume Lantendresse) to Montreal for 2005 second-round pick (Marc-Andre Cliche) and 2005 third-round pick (Brodie Dupont.)
Aug. 2, 2005 –	Martin Straka and Marek Malik signed as free agents.
Aug. 3, 2005 –	Martin Rucinsky signed as free agent.
Aug. 4, 2005 –	Ville Nieminen and Jason Ward signed as free agents.
Aug. 23, 2005 –	Trevor Gillies and 2007 conditional draft pick (fourth-round pick –later traded) to Anaheim for Steve Rucchin.
Sept. 6, 2005 –	Michal Rozsival signed as free agent.
Sept. 21, 2005 –	Marc Staal signed to first NHL contract.
Sept. 30, 2005 –	Garth Murray to Montreal for Marcel Hossa.
Oct. 7, 2005 –	Jozef Balej and conditional 2006 fifth-round draft pick (conditions not met) to Vancouver for Fedor Fedorov.
Oct. 18, 2005 –	Jamie Lundmark to Phoenix for Jeff Taffe.
Nov. 29, 2005 –	Colton Orr claimed off waivers from Boston.
Jan. 8, 2006 –	Maxim Kondratiev to Anaheim for Petr Sykora and 2007 conditional fourth-round draft pick (return of pick obtained in Aug. 23, 2005, trade –later traded.)
Jan. 24, 2006 –	Jeff Taffe to Phoenix for Martin Sonnenberg.
March 8, 2006 –	Ville Nieminen to San Jose for 2006 third-round pick (later traded.)
March 9, 2006 –	San Jose's 2006 third-round pick to Anaheim for Sandis Ozolinsh.
April 20, 2006 –	Brandon Dubinsky signed to first NHL contract.

ALL-TIME TRANSACTIONS

2006-07 SEASON

May 11, 2006 –	Ryan Callahan signed to first NHL contract.
June 14, 2006 –	Mike Green to Dallas for 2008 conditional fifth-round pick (conditions not met.)
June 24, 2006 –	2006 fourth-round pick (Niclas Andersen) and 2006 fifth-round pick (Martin Nolet) to Los Angeles for 2006 fourth-round pick (David Kveton.) 2007 fourth-round pick (Brett Bruneteau) to Washington for Vancouver's 2006 fifth-round pick Tomas Zaborsky.)
July 1, 2006 –	Matt Cullen signed as free agent. Dan Girardi signed to first NHL contract.
July 3, 2006 –	Aaron Ward signed as free agent.
July 9, 2006 –	Brendan Shanahan signed as free agent.
July 19, 2006 –	Dominic Moore to Nashville for Adam Hall.
Nov. 21, 2006 –	Jakub Petruzalek and 2008 conditional fifth-round draft pick (conditions not met) to Carolina for Brad Isbister.
Jan. 12, 2007 –	Jason Krog claimed off waivers from Atlanta.
Feb. 5, 2007 –	Jason Ward, Marc-Andre Cliche, Jan Marek, and future considerations (2008 third-round pick -- later traded) to Los Angeles for Sean Avery, John Seymour, and future considerations.
Feb. 9, 2007 –	Adam Hall to Minnesota for Pascal Dupuis.
Feb. 27, 2007 –	Aaron Ward to Boston for Paul Mara. Pascal Dupuis and 2007 third-round pick (later traded) to Atlanta for Alex Bourret.
March 19, 2007 –	Jason Krog claimed off waivers by Atlanta.
March 19, 2007 –	Jason Strudwick signed as free agent.

2007-08 SEASON

May 31, 2007 –	Ryan Russell to Montreal for 2007 seventh-round pick (David Skokan.)
July 1, 2007 –	Chris Drury and Scott Gomez signed as free agents.
July 4, 2007 –	Bryce Lampman to Tampa Bay for Mitch Fritz.
July 17, 2007 –	Matt Cullen to Carolina for Andrew Hutchinson, Joe Barnes, and 2008 third-round pick (Evgeny Grachev.)
Aug. 2, 2007 –	Artem Anisimov signed to first NHL contract.
Aug. 20, 2007 –	Matt Zaba signed as free agent.
Oct. 11, 2007 –	Future considerations (conditional 2008 seventh-round pick -- conditions not met) to Chicago for P.A. Parenteau.
Feb. 26, 2008 –	Al Montoya and Marcel Hossa to Phoenix for Fredrik Sjostrom, Josh Gratton, David LeNeveu, and conditional draft pick (conditions not met.) 2008 fourth-round pick (later returned to Rangers) to St. Louis for Christian Backman.

2008-09 SEASON

June 21, 2008 –	2008 seventh-round pick (Jani Lajunen) and 2009 fourth-round pick (Nick Oliver) to Nashville for return of Rangers' 2008 fourth-round pick (Dale Weise.) Alex Bourret to Phoenix for Pittsburgh's 2008 third-round pick (Tomas Kundratek.)
July 1, 2008 –	Wade Redden, Aaron Voros, and Patrick Rissmiller signed as free agents.
July 2, 2008 –	Fedor Tyutin and Christian Backman to Columbus for Nikolai Zherdev and Dan Fritsche.
July 3, 2008 –	Markus Naslund and Dmitri Kalinin signed as free agents.
July 14, 2008 –	Ryan Hollweg to Toronto for Pittsburgh's 2009 fifth-round pick (later traded.)
Oct. 30, 2008 –	Hugh Jessiman to Nashville for future considerations (conditional draft pick --conditions not met.)
Jan. 29, 2009 –	Dan Fritsche to Minnesota for Erik Reitz.
Feb. 25, 2009 –	Mark Bell claimed off re-entry waivers from Toronto.
March 3, 2009 –	Sean Avery claimed off re-entry waivers from Dallas.
March 4, 2009 –	Nigel Dawes, Petr Prucha, and Dmitri Kalinin to Phoenix for Derek Morris. 2009 second-round pick (Kenny Ryan) and 2010 conditional draft pick (conditions not met) to Toronto for Nik Antropov. Erik Reitz claimed off re-entry waivers by Toronto.
April 17, 2009 –	Matt Gilroy signed as free agent.

2009-10 SEASON

May 20, 2009 –	Ilkka Heikkinen signed as free agent.
May 26, 2009 –	Michael Del Zotto signed to first NHL contract.
June 27, 2009 –	Return of Pittsburgh's 2009 fifth-round pick (Andy Bathgate) to Penguins for Chad Johnson. 2010 third-round pick (Jordan Weal) to Los Angeles for Brian Boyle.
June 30, 2009 –	Scott Gomez, Tom Pyatt and Mike Busto to Montreal for Christopher Higgins, Pavel Valentenko, and Ryan McDonagh.
July 1, 2009 –	Marian Gaborik and Donald Brashear signed as free agents.
July 3, 2009 –	Corey Locke signed as free agent.
July 9, 2009 –	Ales Kotalik signed as free agent.
July 13, 2009 –	Lauri Korpikoski to Phoenix for Enver Lisin.
July 16, 2009 –	Brian Fahey to Colorado for Nigel Williams.
Aug. 17, 2009 –	Vinny Prospal signed as free agent.
Dec. 2, 2009 –	Erik Christensen claimed off waivers from Anaheim.
Feb. 2, 2010 –	Christopher Higgins and Ales Kotalik to Calgary for Olli Jokinen and Brandon Prust.
Feb. 12, 2010 –	Conditional 2011 draft pick (sixth-round pick) to San Jose for Jody Shelley.
Feb. 27, 2010 –	Alex Auld claimed off re-entry waivers from Dallas.
March 3, 2010 –	Jordan Owens to Detroit for Kris Newbury. Miika Wiikman and 2011 seventh-round pick to Phoenix for Anders Eriksson.
March 30, 2010 –	Cam Talbot signed as free agent.

ALL-TIME TRANSACTIONS

2010-11 SEASON

May 26, 2010 –	Mats Zuccarello signed as free agent.
June 26, 2010 –	Bobby Sanguinetti to Carolina for Washington's 2011 second-round pick and 2010 sixth-round pick (Jesper Fast.)
July 1, 2010 –	Martin Biron and Derek Boogaard signed as free agents. Derek Stepan signed to first NHL contract.
July 6, 2010 –	Ryan McDonagh signed to first NHL contract.
July 9, 2010 –	Aaron Voros and Ryan Hillier to Anaheim for Steve Eminger.
July 27, 2010 –	Alex Frolov signed as free agent.
Aug. 2, 2010 –	Donald Brashear and Patrick Rissmiller to Atlanta for Todd White.
Oct. 4, 2010 –	Ruslan Fedotenko signed as free agent.
Nov. 11, 2010 –	Dane Byers to Columbus for Chad Kolarik.
Nov. 23, 2010 –	Nigel Williams to Anaheim for Stu Bickel.
Jan. 10, 2011 –	Michal Rozsival to Phoenix for Wojtek Wolski.
Feb. 26, 2011 –	Tim Kennedy and 2011 third-round pick to Florida for Bryan McCabe.
Feb. 28, 2011 –	2012 seventh-round pick (Viktor Loov) to Toronto for John Mitchell.
Mar. 16, 2011 –	Ryan Bourque signed to first NHL contract. Dylan McIlrath signed to first NHL contract.
Apr. 11, 2011 –	Carl Hagelin signed to first NHL contract.

2011-12 SEASON

May 8, 2011 –	Ethan Werek to Phoenix for Oscar Lindberg.
May 19, 2011 –	Christian Thomas signed to first NHL contract.
June 1, 2011 –	Roman Horak and two 2011 second-round picks (Markus Granlund, Tyler Wotherspoon) to Calgary for Tim Erixon and a 2011 fifth-round pick (Shane McCollan.)
June 25, 2011 –	Evgeny Grachev to St. Louis for 2011 third-round pick (Steven Fogarty.)
June, 29, 2011 –	Bought out Chris Drury.
July 1, 2011 –	Mike Rupp signed as free agent.
July 2, 2011 –	Brad Richards signed as free agent.
July 28, 2011 –	J.T. Miller signed to first NHL contract.
Aug. 16, 2011 –	Andre Deveau signed as free agent.
Oct. 6, 2011 –	Jeff Woywitka claimed off waivers from Montreal.
Nov. 5, 2011 –	Anton Stralman signed as a free agent.
Feb. 3, 2012 –	Erik Christensen and a conditional 2013 seventh-round pick (Alexandre Belanger) to Minnesota for Casey Wellman.
Feb. 25, 2012 –	Wojtek Wolski to Florida for Mike Vernace and a 2013 third-round pick (later traded).
Feb. 27, 2012 –	2012 fifth-round pick (Travis Brown) to Chicago for John Scott.
Apr. 10, 2012 –	Chris Kreider signed to first NHL contract.

2012-13 SEASON

May 29, 2012 –	Jesper Fast signed to first NHL contract.
May 30, 2012 –	Marek Hrivik signed as free agent.
June 1, 2012 –	Oscar Lindberg signed to first NHL contract.
July 1, 2012 –	Arron Asham and Micheal Haley signed as free agents.
July 3, 2012 –	Taylor Pyatt signed as free agent.
July 9, 2012 –	Jeff Halpern signed as free agent.
July 10, 2012 –	Brandon Segal signed as free agent.
July 20, 2012 –	Casey Wellman to Florida for a 2014 fifth-round pick (Richard Nejezchleb).
July 23, 2012 –	Artem Anisimov, Brandon Dubinsky, Tim Erixon and a 2013 first-round pick to Columbus (Kerby Rychel) for Rick Nash, Steven Delisle and a conditional 2013 third-round pick (Pavel Buchnevich).
Jan. 16, 2013 –	Bought out Wade Redden.
Jan. 16, 2013 –	Tommy Grant and a conditional pick in 2014 (later traded) to San Jose for Brandon Mashinter.
Jan. 24, 2013 –	Chad Kolarik to Pittsburgh for Benn Ferriero.
Feb. 4, 2013 –	Mike Rupp to Minnesota for Darroll Powe and Nick Palmieri.
Mar. 6, 2013 –	Roman Hamlik claimed off waivers from Washington.
Apr. 2, 2013 –	2013 second-round pick (Gabryel Boudreau), a 2013 third-round pick (later traded), and a 2014 conditional fifth-round pick (Rourke Chartier) to San Jose for Ryane Clowe.
Apr. 3, 2013 –	Marian Gaborik, Steven Delisle, and Blake Parlett to Columbus for Derick Brassard, Derek Dorsett, John Moore, and a 2014 sixth-round pick (later traded).

2013-14 SEASON

June 30, 2013 –	Benn Ferriero and 2014 sixth-round pick (Chase Lang) to Minnesota for Justin Falk.
July 1, 2013 –	Kris Newbury to Philadelphia for Danny Syrvet.
July 2, 2013 –	Christian Thomas to Montreal for Danny Kristo.
July 5, 2013 –	Dominic Moore and Benoit Pouliot signed as free agents.
Oct. 20, 2013 –	Martin Biron announced his retirement.
Dec. 6, 2013 –	Brandon Mashinter to Chicago for Kyle Beach.
Jan. 2, 2014 –	Taylor Pyatt claimed off waivers by Pittsburgh. Anthony Duclair signed to first NHL contract.
Jan. 4, 2014 –	2014 seventh-round pick (Spencer Watson) to Los Angeles for Daniel Carcillo.
Jan. 21, 2014 –	David LeNeveu signed as free agent.
Jan. 22, 2014 –	Michael Del Zotto to Nashville for Kevin Klein.
March 5, 2014 –	Ryan Callahan, 2014 first-round pick (later traded), and 2015 first-round pick (later traded) to Tampa Bay for Martin St. Louis. 2015 fifth-round pick to Vancouver (Adam Gaudette) for Raphael Diaz.
June 2, 2014 –	Mackenzie Skapski signed to first NHL contract.

ALL-TIME TRANSACTIONS

2014-15 SEASON

June 20, 2014 –	Bought out Brad Richards.
June 27, 2014 –	Derek Dorsett to Vancouver for a 2014 third-round pick (Keegan Iverson).
July 1, 2014 –	Dan Boyle, Tanner Glass, Michael Kostka, Matt Hunwick, Steven Kampfer, and Chris Mueller signed as free agents.
July 19, 2014 –	Lee Stempniak signed as a free agent.
Aug. 20, 2014 –	Kevin Hayes signed as a free agent.
Sept. 11, 2014 –	Ryan Malone signed as a free agent.
March 1, 2015 –	John Moore, Anthony Duclair, a 2015 second-round pick (later traded), and a 2016 first-round pick to Arizona (later traded) for Keith Yandle, Chris Summers, and 2016 fourth-round pick (Tarmo Reunanen). Lee Stempniak to Winnipeg for Carl Klingberg. 2016 fourth-round pick (Noah Gregor) to San Jose for James Sheppard.
April 1, 2015 –	Brady Skjei signed to first NHL contract.

2015-16 SEASON

June 1, 2015 –	Daniel Walcott to Tampa Bay for 2015 seventh-round pick (later traded).
June 27, 2015 –	Carl Hagelin, 2015 second-round pick (Julius Nattinen), and 2015 sixth-round pick (Garrett Metcalf) to Anaheim for Emerson Etem and 2015 second-round pick (Ryan Gropp). Cam Talbot and 2015 seventh-round pick (Ziyat Paigin) to Edmonton for a 2015 second-round pick (later traded), 2015 third-round pick (Sergey Zborovskiy), and 2015 seventh-round pick (Adam Huska). 2015 second-round pick (Jonas Siegenthaler) to Washington for a 2015 third-round pick (Robin Kovacs) and a 2015 fourth-round pick (Brad Morrison). Ryan Haggerty to Chicago for Antti Raanta.
July 1, 2015 –	Raphael Diaz, Jayson Megna, and Viktor Stalberg signed as free agents. 2017 sixth-round pick to Nashville for Magnus Hellberg (Pavel Koltygin).
July 2, 2015 –	Brandon Halverson signed to first NHL contract.
Aug. 10, 2015 –	Jarret Stoll signed as a free agent.
Dec. 15, 2015 –	Jarret Stoll claimed off waivers by Minnesota.
Dec. 31, 2015 –	Ryan Gropp signed to first NHL contract.
Jan. 8, 2016 –	Emerson Etem to Vancouver for Nicklas Jensen and a 2017 sixth-round pick (Dominik Lakatos).
Jan. 21, 2016 –	Daniel Paille signed as a free agent.
Feb. 28, 2016 –	Alexi Saarela, a 2016 second-round pick (later traded), and a 2017 second-round pick to Carolina (Luke Martin) for Eric Staal. Ryan Bourque to Washington for Chris Brown.
March 28, 2016 –	Boo Nieves signed to first NHL contract.
March 29, 2016 –	Steven Fogarty signed to first NHL contract.

2016-17 SEASON

May 13, 2016 –	Pavel Buchnevich signed to first NHL contract.
June 20, 2016 –	Keith Yandle to Florida for a 2016 sixth-round pick (Tyler Wall) and a 2017 fourth-round pick (later traded).
June 25, 2016 –	2017 fourth-round pick (Petr Kvaca) to Colorado for Nick Holden.
July 1, 2016 –	Michael Grabner, Nathan Gerbe, Adam Clendening, and Michael Paliotta signed as free agents.
July 15, 2016 –	Josh Jooris signed as a free agent.
July 18, 2016 –	Derick Brassard and a 2018 seventh-round pick (Luke Loheit) to Ottawa for Mika Zibanejad and a 2018 second-round pick (later traded).
Aug. 18, 2016 –	John Gilmour signed as a free agent.
Aug. 19, 2016 –	Jimmy Vesey signed as a free agent.
Aug. 26, 2016 –	Brandon Pirri signed as a free agent.
Oct. 16, 2016 –	Justin Fontaine signed as a free agent.
Nov. 8, 2016 –	Dylan McIlrath to Florida for Steven Kampfer and a conditional draft pick (conditions not met).
Nov. 21, 2016 –	Matt Puempel claimed off waivers from Ottawa.
Dec. 11, 2016 –	Josh Jooris claimed off waivers by Arizona.
Feb. 28, 2017 –	2018 second-round pick (Jonatan Berggren) and a 2017 third-round pick (Zachary Gallant) to Detroit for Brendan Smith.
March 1, 2017 –	Justin Fontaine to Edmonton for Taylor Beck.
March 8, 2017 –	Sean Day signed to first NHL contract.
March 16, 2017 –	Tim Gettinger signed to first NHL contract.
March 27, 2017 –	Vinni Lettieri signed as a free agent.
April 10, 2017 –	Gabriel Fontaine signed to first NHL contract.
May 1, 2017 –	Neal Pionk signed as a free agent.
May 8, 2017 –	Dawson Leedahl signed as a free agent.

ALL-TIME TRANSACTIONS

2017-18 SEASON

June 15, 2017 –	Bought out Dan Girardi.
June 21, 2017 –	Oscar Lindberg claimed by Vegas in NHL Expansion Draft.
June 23, 2017 –	Derek Stepan and Antti Raanta to Arizona for Tony DeAngelo and a 2017 first-round pick (Lias Andersson).
June 24, 2017 –	2017 fourth-round pick (Scott Reedy) to San Jose for a 2017 fourth-round pick (Brandon Crawley) and a 2017 sixth-round pick (Morgan Barron).
July 1, 2017 –	Kevin Shattenkirk, Ondrej Pavelec, Paul Carey, and Cole Schneider signed as free agents.
July 5, 2017 –	David Desharnais signed as a free agent.
July 7, 2017 –	Kevin Klein announced his retirement.
July 13, 2017 –	Lias Andersson signed to first NHL contract.
July 14, 2017 –	Filip Chytil signed to first NHL contract.
July 19, 2017 –	Alexandar Georgiev signed as a free agent.
Oct. 2, 2017 –	Brandon Crawley signed to first NHL contract.
Oct. 9, 2017 –	Adam Cracknell claimed off waivers from Dallas.
Oct. 21, 2017 –	Matt Puempel to Detroit for Ryan Sproul.
Nov. 30, 2017 –	Adam Cracknell to Montreal for Peter Holland.
Dec. 6, 2017 –	Signed Marek Mazanec as a free agent.
Jan. 25, 2018 –	Claimed Cody McLeod off waivers from Nashville.
Feb. 20, 2018 –	Nick Holden to Boston for Rob O'Gara and a 2018 third-round pick (Joey Keane).
Feb. 22, 2018 –	Michael Grabner to New Jersey for Yegor Rykov and a 2018 second-round pick (later traded).
Feb. 25, 2018 –	Rick Nash to Boston for Ryan Lindgren, Ryan Spooner, Matt Beleskey, a 2018 first-round pick (later traded), and a 2019 seventh-round pick (later traded).
Feb. 26, 2018 –	Ryan McDonagh and J.T. Miller to Tampa Bay for Vladislav Namestnikov, Libor Hajek, Brett Howden, a 2018 first-round pick (Nils Lundkvist), and a 2019 second-round pick (Karl Henriksson). Ryan Graves to Colorado for Chris Bigras.
March 5, 2018 –	Ty Ronning signed to first NHL contract.
March 22, 2018 –	Ryan Lindgren signed to first NHL contract.

2018-19 SEASON

May 3, 2018 –	Ville Meskanen signed as a free agent.
June 22, 2018 –	2018 first-round pick (Jacob Bernard-Docker) and 2018 second-round pick (Jonathan Tychonick) to Ottawa for a 2018 first-round pick (K'Andre Miller).
June 23, 2018 –	2019 seventh-round pick to Carolina (Massimo Rizzo) for a 2018 seventh-round pick (Riley Hughes).
July 1, 2018 –	Fredrik Claesson signed as a free agent.
Aug. 20, 2018 –	Dustin Tokarski signed as a free agent.
Sept. 11, 2018 –	Steven Kampfer, a 2019 fourth-round pick (later traded), and a 2019 seventh-round pick (Jake Schmalztz) to Boston for Adam McQuaid.
Nov. 16, 2018 –	Ryan Spooner to Edmonton for Ryan Strome.
Jan. 14, 2019 –	Cole Schneider to Nashville for Connor Brickley.
Feb. 6, 2019 –	Cody McLeod to Nashville for a 2020 seventh-round pick.
Feb. 12, 2019 –	Marek Mazanec to Vancouver for a 2020 seventh-round pick.
Feb. 18, 2019 –	Peter Holland to Chicago for Darren Raddys.
Feb. 23, 2019 –	Mats Zuccarello to Dallas for a 2019 second-round pick (Matthew Robertson) and a 2020 third-round pick.
Feb. 25, 2019 –	Kevin Hayes to Winnipeg for a 2019 first-round pick (later traded - re-acquired by Winnipeg), Brendan Lemieux, and a 2022 conditional fourth-round pick (conditions not met). Adam McQuaid to Columbus for Julius Bergman, a 2019 fourth-round pick (Hunter Skinner), and a 2019 seventh-round pick (Eric Ciccolini).
Mar. 4, 2019 –	Joey Keane signed to first NHL contract.
Mar. 9, 2019 –	Adam Huska signed to first NHL contract.
Mar. 15, 2019 –	Jake Elmer signed to first NHL contract.
Mar. 30, 2019 –	Patrick Newell signed to first NHL contract.

2019 OFF-SEASON

Apr. 30, 2019 –	2019 second-round pick (later traded) and 2020 conditional third-round pick to Carolina for Adam Fox.
May 2, 2019 –	Adam Fox signed to first NHL contract.
May 3, 2019 –	Vitali Kravtsov and Igor Shesterkin signed to first NHL contracts.
May 20, 2019 –	Yegor Rykov signed to first NHL contract.
June 5, 2019 –	Tarmo Reunanen signed to first NHL contract.
June 17, 2019 –	Neal Pionk and 2019 first-round pick (Ville Heinola) to Winnipeg for Jacob Trouba.
July 1, 2019 –	Jimmy Vesey to Buffalo for a 2021 third-round pick. Artemi Panarin, Greg McKegg, and Danny O'Regan signed as free agents.
July 11, 2019 –	Kaapo Kakko signed to first NHL contract.
July 18, 2019 –	Phillip Di Giuseppe signed as a free agent.
Aug. 1, 2019 –	Bought out Kevin Shattenkirk.

ALL-TIME NHL ENTRY DRAFT SELECTIONS

1963

at Montreal, June 5

ROUND OVERALL	NAME	POS.	TEAM, LEAGUE
1/4	Al Osborne	RW	Weston, Jr. B
2/10	Terry Jones	C	Weston, Midg.
3/15	Mike Cummings	LW	Georgetown, OHL Midget
4/20	Campbell Allison	D	Portage La Prairie, Jr. B

1964

at Montreal, June 11

ROUND OVERALL	NAME	POS.	TEAM, LEAGUE
1/3	Robert Graham	D	Toronto, Midget
2/9	Tim Ecclestone	C	Etobicoke, Jr. B
3/15	Gordon Lowe	D	Toronto, Midget
4/21	Syl Apps Jr.	C	Kingston, Midget

1965

at Montreal, April 27

ROUND OVERALL	NAME	POS.	TEAM, LEAGUE
1/1	Andre Veilleux	RW	Montreal, Jr. B
2/6	George Surmay	G	Winnipeg, MJHL
3/10	Michel Parizeau	LW	Montreal, Jr. B

1966

at Montreal, April 25

ROUND OVERALL	NAME	POS.	TEAM, LEAGUE
1/2	Brad Park	D	Toronto, OHA
2/8	Joey Johnston	C	Peterborough, OHA
3/14	Don Luce	C	Kitchener, OHA
4/20	Jack Egers	LW	Kitchener, Jr. B

1967

at Montreal, June 7

ROUND OVERALL	NAME	POS.	TEAM, LEAGUE
1/6	Robert Dickson	LW	Chatham, OHL
2/15	Brian Tosh	D	Smith Falls, Jr. A

1968

at Montreal, June 13

ROUND OVERALL	NAME	POS.	TEAM, LEAGUE
3/19	Bruce Buchanan	D	Weyburn, WHL

1969

at Montreal, June 12

ROUND OVERALL	NAME	POS.	TEAM, LEAGUE
1/8	Andre Dupont	D	Montreal, OHA
2/12	Pierre Jarry	C	Ottawa, OHA
3/23	Bert Wilson	LW	London, OHA
4/35	Kevin Morrison	RW	St. Jerome, QMJHL
5/47	Bruce Hellemund	D	Moose Jaw, WHL
6/59	Gordon Smith	D	Cornwall, QMJHL

1970

at Montreal, June 11

ROUND OVERALL	NAME	POS.	TEAM, LEAGUE
1/11	Normand Gratton	RW	Montreal, OHA
2/25	Mike Murphy	RW	Toronto, OHA
3/39	Wendell Bennett	RW	Weyburn, SJHL
4/53	Andre St. Pierre	D	Drummondville, QMJHL
5/67	Gary Coalter	RW	Hamilton, OHA
6/81	Duane Wylie	C	St. Catharines, OHA
7/94	Wayne Bell	G	Estevan, WHL
8/106	Pierre Brind'Amour	LW	Montreal, OHA

1971

at Montreal, June 10

ROUND OVERALL	NAME	POS.	TEAM, LEAGUE
1/10	Steve Vickers	LW	Toronto, OHA
1/13	Steve Durano	D	Toronto, OHA
2/27	Tom Williams	LW	Hamilton, OHA
3/41	Terry West	C	London, OHA
4/55	Jerry Butler	RW	Hamilton, OHA
5/69	Fraser Robertson	D	Lethbridge, AJHL
6/83	Wayne Wood	G	Montreal, OHA
7/96	Doug Keeler	C	Ottawa, OHA
7/97	Jean-Denis Royal	D	St. Jerome, QMJHL
9/109	Eugene Sobchuk	C	Regina, WHL
10/110	Jim Ivson	D	Brandon, WHL
11/111	Andre Pelofsky	C	Rosemont, QMJHL
12/112	Elston Evoy	C	Sault Ste. Marie, OHA
13/114	Gerald Lacompte	D	Sherbrooke, QMJHL
14/115	Wayne Forshey	LW	Swift Current, WHL
15/116	Bill Forrest	D	Hamilton, OHA

1972

at Montreal, June 8

ROUND OVERALL	NAME	POS.	TEAM, LEAGUE
1/10	Al Blanchard	RW	Kitchener, OHA
1/15	Bob MacMillan	C	St. Catharines, OHA
2/21	Larry Sacharuk	D	Saskatoon, WHL
2/31	Rene Villemure	LW	Shawinigan, QMJHL
3/48	Gerry Teeple	C	Cornwall, QMJHL
4/63	Doug Horbul	LW	Calgary, WHL
5/78	Marty Gateman	D	Hamilton, OHA
6/95	Ken Ireland	C	New Westminster, WHL
7/111	Jeff Hunt	RW	Winnipeg, WHL
8/127	Yvon Blais	LW	Cornwall, QMJHL
9/137	Pierre Archambault	D	St. Jerome, QMJHL

1973

at Montreal, May 15

ROUND OVERALL	NAME	POS.	TEAM, LEAGUE
1/14	Rick Middleton	RW	Oshawa, OHA
2/30	Pat Hickey	RW	Hamilton, OHA
3/46	John Campbell	LW	Sault Ste. Marie, OHA
4/62	Brian Movik	D	Calgary, WHL
5/73	Pierre Laganiere	RW	Sherbrooke, QMJHL
6/94	Dwayne Pentland	D	Brandon, WHL

1974

at Montreal, May 28-30

ROUND OVERALL	NAME	POS.	TEAM, LEAGUE
1/14	Dave Maloney	D	Kitchener, OHA
2/32	Ron Greshner	D	New Westminster, WHL
3/50	Jerry Holland	LW	Calgary, WHL
4/68	Boyd Anderson	LW	Medicine Hat, WHL
5/86	Dennis Olmstead	C	Univ. of Wisc., WCHA
6/104	Eddie Johnstone	RW	Medicine Hat, WHL
7/122	John Memryk	G	Winnipeg, WHL
8/139	Greg Holst	C	Kingston, OHA
9/156	Claude Arvaisais	C	Shawinigan, QMJHL
10/171	Ken Dodd	LW	New Westminster, WHL
11/186	Ralph Krentz	LW	Brandon, WHL
12/198	Larry Jacques	RW	Ottawa, OHA
13/208	Tom Gastle	LW	Peterborough, OHA
14/218	Eric Brubacher	C	Kingston, OHA
15/224	Russell Hall	C	Winnipeg, WHL
16/227	Bill Kriski	G	Winnipeg, WHL
17/230	Kevin Treacy	RW	Cornwall, QMJHL
18/233	Ken Gassoff	C	Medicine Hat, WHL
19/236	Clifford Bast	D	Medicine Hat, WHL
20/239	Jim Mayer	RW	Mich. Tech., WCHA
21/241	Warren Miller	RW	Univ. of Minn., WCHA
22/243	Kevin Walker	D	Cornell University, ECAC
23/245	Jim Warner	RW	Minnesota, Midwest Jr.

1975

at Montreal, June 3

ROUND OVERALL	NAME	POS.	TEAM, LEAGUE
1/12	Wayne Dillon	C	Toronto, OHA
2/30	Doug Soetaert	G	Edmonton, WHL
3/48	Greg Hickey	LW	Hamilton, OHA
4/66	Bill Cheropita	G	St. Catharines, OHA
5/84	Larry Huras	D	Kitchener, OHA
6/102	Randy Koch	LW	Univ. of Vermont, ECAC
7/120	Claude Larose	LW	Sherbrooke, QMJHL
8/138	Bill Hamilton	RW	St. Catherine's, OHA
9/154	Bud Stefanski	C	Oshawa, OHA
10/169	Dan Beaulieu	LW	Quebec, QMJHL
11/184	John McMorrow	C	Providence Coll., ECAC
12/195	Tom McNamara	G	Univ. of Vermont, ECAC
13/200	Steve Roberts	D	Providence Coll., ECAC
13/201	Paul Dionne	D	Princeton Univ., ECAC
14/205	Cecil Luckern	RW	U. of New Hamp., ECAC
15/209	John Corriveau	RW	U. of New Hamp., ECAC
16/212	Tom Funke	LW	Fargo, Midwest Jr.

1976

at Montreal, June 1

ROUND OVERALL	NAME	POS.	TEAM, LEAGUE
1/6	Don Murdoch	RW	Medicine Hat, WHL
2/24	Dave Farris	D	Sudbury, OHA
3/42	Mike McEwen	D	Toronto, OHA
4/60	Claude Periard	LW	Trois Rivières, QMJHL
5/78	Doug Gaines	C	St. Catharines, OHA
6/96	Barry Scully	RW	Kingston, OHA
7/112	Remi Levesque	LW	Quebec, QMJHL

1977

at Montreal, June 14

ROUND OVERALL	NAME	POS.	TEAM, LEAGUE
1/8	Lucien DeBlois	RW	Sorel, QMJHL
1/13	Ron Duguay	C	Sudbury, OHA
2/26	Mike Keating	LW	St. Catharines, OHA
3/44	Steve Baker	G	Union College, (IN)
4/62	Mario Marois	D	Quebec, QMJHL
5/80	Benoit Gosselin	LW	Trois Rivières, QMJHL
6/98	John Bethel	LW	Boston University, ECAC
7/116	Robert Sullivan	C	Chicoutimi, QMJHL
8/131	Lance Nethery	LW	Cornell University, ECAC
9/146	Alex Jeans	RW/C	Univ. of Toronto, OUAA
10/157	Peter Raps	LW	West. Mich. Univ., CCHA
11/164	Mike Brown	RW	West. Mich. Univ., CCHA
12/171	Mark Miller	LW	Univ. of Michigan, WCHA

ALL-TIME NHL ENTRY DRAFT SELECTIONS

1978

at Montreal, June 15

ROUND OVERALL	NAME	POS.	TEAM, LEAGUE
2/26	Don Maloney	LW	Kitchener, OHA
3/43	Ray Markham	C	Flin Flon, WHL
3/44	Dean Turner	D	Univ. of Michigan, WCHA
4/50	Dave Silk	RW	Boston University, ECAC
4/60	Andro Dore	D	Quebec, OHL
5/76	Mike McDougal	RW	Port Huron, IHL
6/93	Tom Laidlaw	D	North, Mich. Univ., CCHA
7/110	Dan Clark	D	Milwaukee, IHL
8/127	Greg Kostenko	D	Oho State Univ., CCHA
8/144	Brian McDavid	D	Sudbury, OHA
9/161	Mark Rodrigues	G	Yale University, ECAC
10/176	Steve Weeks	G	North, Mich. Univ., CCHA
11/192	Pierre Daigneault	LW	St. Laurent Coll., QUAA
12/206	Chris McLaughlin	D	Dartmouth Coll., ECAC
13/217	Todd Johnson	C	Colorado University, ECAC
13/223	Dan McCarthy	C	Sudbury, OHA

1979

at Montreal, August 9

ROUND OVERALL	NAME	POS.	TEAM, LEAGUE
1/13	Doug Sullivan	LW	Kitchener, OHA
2/34	Ed Hospodar	D	Ottawa, OHA
4/76	Pat Conacher	C	Saskatoon, WHL
5/97	Dan Makuch	RW	Clarkson University, ECAC
6/118	Stan Adams	C	Niagara Falls, OHA

1980

at Montreal, June 11

ROUND OVERALL	NAME	POS.	TEAM, LEAGUE
1/14	Jim Malone	C	Toronto, OHA
2/35	Mike Allison	C	Sudbury, OHA
4/77	Kurt Kleinendorst	C	Providence Coll., ECAC
5/98	Scott Kleinendorst	D	Providence Coll., ECAC
6/119	Reijo Ruotsalainen	D	Karpat, Finland
7/140	Bob Scurlfield	C	West. Mich. Univ., CCHA
8/161	Bert Wilson	D	Toronto, OHA
9/182	Chris Wray	RW	Boston College, ECAC
10/203	Anders Backstrom	D	Brynäs, Sweden

1981

at Montreal, June 10

ROUND OVERALL	NAME	POS.	TEAM, LEAGUE
1/9	James Patrick	D	Prince Albert, SJHL
2/30	Jan Erixon	RW	Skelefteå, Sweden
3/50	Peter Sundstrom	LW	Bjorkloven, Sweden
3/51	Mark Morrison	C	Victoria, WHL
4/72	John Vanbiesbrouck	G	Sault Ste. Marie, OHA
6/114	Eric Magnusson	C	RPI, ECAC
7/135	Mike Gutzend	D	Colearaine H.S., (MN)
8/156	Ari Lahtenmaki	RW	IFK Helsinki, Finland
9/177	Paul Reifenberger	RW/C	Anoka H.S., (MN)
10/198	Mario Proulx	G	Providence Coll., ECAC

1982

at Montreal, June 9

ROUND OVERALL	NAME	POS.	TEAM, LEAGUE
1/15	Chris Kontes	C	Toronto, OHL
2/36	Tomas Sandstrom	RW	Färjestads, Sweden
3/57	Corey Millen	C	Cloquet H.S., (MN)
4/78	Chris Jensen	C	Kelowna, BCJHL
6/120	Tony Granato	C	Northwood Prep, (NY)
7/141	Sergei Kapustin	LW	Central Red Army, USSR
8/160	Brian Glynn	C	Buffalo, NAJHL
8/162	Jan Karlsson	D	Kiruna, Sweden
9/183	Kelly Miller	C	Mich. St. Univ., CCHA
10/193	Simo Saarinen	D	IFK Helsinki, Finland
10/204	Bob Lowes	C	Prince Albert, SJHL
11/225	Andy Otto	D	Northwood Prep, (NY)
12/246	Dwayne Robinson	D	U. of N. Hamp., HE

1983

at Montreal, June 8

ROUND OVERALL	NAME	POS.	TEAM, LEAGUE
1/12	Dave Gagner	C	Brantford, OHL
2/33	Randy Heath	LW	Portland, WHL
3/49	Vessa Salo	D	Lukko, Finland
3/53	Gordon Walker	LW	Portland, WHL
4/73	Peter Andersson	D	Ornskoldsvik, Sweden
5/93	Jim Andonoff	RW	Belleville, OHL
6/113	Bob Alexander	D	Rosemount H.S., (MN)
7/133	Steve Orth	C	St. Cloud Tech H.S., (MN)
8/153	Peter Marcov	LW	Welland, Ont. Jr. B
9/173	Paul Jerrard	D/RW	Notre Dame H.S., (Sask.)
11/213	Bryan Walker	D	Portland, WHL
12/233	Ulf Nilsson	G	Skelefteå, Sweden

1984

at Montreal, June 9

ROUND OVERALL	NAME	POS.	TEAM, LEAGUE
1/14	Terry Carkner	D	Peterborough, OHL
2/35	Raimo Helminen	C	Iives, Finland
4/77	Paul Broten	C	Roseau H.S., (MN)
5/98	Clark Donatelli	LW	Stratford, Ont. Jr. B
6/119	Kjell Samuelsson	D	Leksand, Sweden
7/140	Tom Hussey	LW	St. Andrew's H.S., (Ont.)
8/161	Brian Nelson	C	Wilmar H.S., (MN)
9/182	Ville Kentala	LW	IFK Helsinki, Finland
9/188	Heinz Ehlers	C	Leksand, Sweden
10/202	Kevin Miller	C	Redford, NAJHL
11/223	Tom Lorentz	C	Bradley H.S., (MN)
12/243	Scott Brower	G	Lloydminster, SJHL

1985

at Toronto, June 15

ROUND OVERALL	NAME	POS.	TEAM, LEAGUE
1/7	Ulf Dahlen	C	Ostersund, Sweden
2/28	Mike Richter	G	Northwood Prep, (NY)
3/49	Sam Lindstahl	G	Soderstalje, Sweden
4/70	Pat Janostin	D	Notre Dame H.S., (Sask.)
5/91	Brad Stepan	LW	Hastings H.S., (MN)
6/112	Brian McReynolds	C	Orillia, OHL
7/133	Neil Pilon	D	Kamloops, WHL
8/154	Larry Bernard	LW	Seattle, WHL
9/175	Stephane Brochu	WHL	Quebec, OHL
10/196	Steve Nemeth	C	Leithbridge, WHL
11/217	Robert Burakovski	LW	Leksand, Sweden
12/238	Rudy Poeschek	D	Kamloops, WHL

1986

at Montreal, June 21

ROUND OVERALL	NAME	POS.	TEAM, LEAGUE
1/9	Brian Leetch	D	Avon Old Farms Prep, (CT)
3/51	Bret Walter	C	Univ. of Alberta, CWUAA
3/53	Shaun Clouston	WHL	Univ. of Alberta, CWUAA
4/72	Mark Janssens	C	Regina, WHL
5/93	Jeff Bloembergen	D	North Bay, OHL
6/114	Darren Turcotte	C	North Bay, OHL
7/135	Robb Graham	RW	Guelph, OHL
8/156	Barry Chyzowski	C	St. Albert, AJHL
9/177	Pat Scanlon	LW/C	Cretin H.S., (MN)
10/198	Joe Ranger	D	London, OHL
11/219	Russell Parent	D	S. Winnipeg, MJHL
12/240	Soren True	LW	Skokkaban, Denmark

1987

at Detroit, June 13

ROUND OVERALL	NAME	POS.	TEAM, LEAGUE
1/10	Jayson More	D	New Westminster, WHL
2/31	Daniel Lacroix	LW	Granby, QMJHL
3/46	Simon Gagne	RW	Laval, QMJHL
4/69	Michael Sullivan	C	Boston Univ., HE
5/94	Erik O'Borsky	C	Yale University, ECAC
6/115	Ludek Cajka	D	Dukla Jihlava, Czech.
7/136	Clint Thomas	D	RPI, ECAC
8/157	Chuck Wiegand	C	Essex Junction H.S., (VT)
9/178	Eric Burrill	RW	Tartan H.S., (MN)
10/199	David Porter	LW	North, Mich. U., WCHA
10/205	Bret Barnett	RW	Wexford, Ont. Jr. B
11/220	Lance Marciano	D	Choate Prep, (CT)

1988

at Montreal, June 11

ROUND OVERALL	NAME	POS.	TEAM, LEAGUE
2/22	Troy Mallette	C	Sault Ste. Marie, OHL
2/28	Murray Duval	D	Spokane, WHL
4/68	Tommy Amonte	RW	Thayer Academy, (MA)
5/99	Martin Bergeron	C	Drummondville, QMJHL
6/110	Dennis Vail	D	Hamilton, OHL
7/131	Mike Rosati	G	Hamilton, OHL
8/152	Eric Couvrette	LW	St. Jean, QMJHL
9/173	Patrick Forrest	D	St. Cloud State, WCHA
10/194	Paul Cain	C	Cornwall, OHL
10/202	Eric Fenton	C	N. Yarmouth Prep, (MA)
11/215	Peter Fiorentino	D	Sault Ste. Marie, OHL
12/236	Keith Stifstein	RW	Choate Prep, (CT)

1989

at Minnesota, June 17

ROUND OVERALL	NAME	POS.	TEAM, LEAGUE
1/20	Steven Rice	RW	Kitchene, OHL
2/40	Jason Prosofsky	RW	Medicine Hat, WHL
3/45	Rob Zamuner	C	Guelph, OHL
3/49	Louie DeBrusk	LW	London, OHL
4/67	Jim Cummins	RW	Michigan State, CCHA
5/88	Aaron Miller	D	Niagara Scenics, NAHL
6/118	Joby Messier	D	Michigan State, CCHA
7/139	Greg Leahy	C	Portland, WHL
8/160	Greg Spennath	LW	Tri-City, WHL
9/181	Mark Bavis	C	Cushing Academy, (MA)
10/202	Roman Oksjuta	RW	Khimik Voskresensk, Russia
11/223	Steve Locke	LW	Niagara Falls, OHL
12/244	Ken MacDermid	LW	Hull, QMJHL

ALL-TIME NHL ENTRY DRAFT SELECTIONS

1990

at Vancouver, June 16

ROUND OVERALL	NAME	POS.	TEAM, LEAGUE
1/13	Michael Stewart	D	Michigan State, CCHA
2/34	Doug Weight	C	Lake Superior St., CCHA
3/55	John Vary	D	North Bay, OHL
4/69	Jeff Nielsen	RW	Grand Rapids H.S., (MN)
4/76	Rick Willis	LW	Pingree Prep, (MA)
5/85	Sergei Zubov	D	CSKA, Sov. Elite
5/99	Lubos Rob	C	Budejovice, Czech.
6/118	Jason Weinrich	D	Springfield H.S., (MA)
7/139	Bryan Lonsinger	D	Choate Prep, (CT)
8/160	Todd Hedlund	RW	Roseau H.S., (MN)
9/181	Andrew Silverman	D	Beverly H.S., (MA)
10/202	Jon Hillebrandt	G	Monona Grove H.S., (WI)
11/223	Brett Lievers	C	Wayzata H.S., (MN)
12/244	Sergei Nemchinov	C	Soviet Wings, Russia

1991

at Buffalo, June 22

ROUND OVERALL	NAME	POS.	TEAM, LEAGUE
1/15	Alexei Kovalev	LW	Dynamo Moscow, USSR
2/37	Darcy Werenka	D	Lethbridge, WHL
5/96	Corey Machanic	D	U. of Vermont, ECAC
6/125	Fredrik Jax	RW	Leksand, Swe. El.
6/128	Barry Young	D	Sudbury, OHL
7/147	John Rushin	C	Kennedy, USS
8/169	Corey Hirsch	G	Kamloops, WHL
9/191	Vjateslav Uvaev	D	Sparkak Moscow, USSR
10/213	Jamie Ram	G	Mich. Tech Univ., WCHA
11/235	Vitali Chirakov	C	Torpedo Jaroslavl, USSR
12/257	Brian Wiseman	C	Univ. of Michigan, CCHA

1992

at Montreal, June 20

ROUND OVERALL	NAME	POS.	TEAM, LEAGUE
1/24	Peter Ferraro	C/R	Waterloo, USJHL
2/48	Mattias Norstrom	D/L	Aik, Swe. El.
3/72	Chris Cairns	D	Detroit, OHL
4/85	Chris Ferraro	RW/R	Waterloo, USJHL
5/120	Dimitri Starostenko	RW/L	CSKA Moscow, CIS
6/144	Davide Dal Grande	D/L	Ottawa, Tier 2
7/168	Matt Oates	LW/L	Miami of Ohio, WCHA
8/192	Mickey Elick	D	Univ. of Wisc., WCHA
9/216	Dan Brierley	D/L	Choate Prep, (CT)
10/240	Vladimir Vorobiev	RW/L	Met. Cherepovets, CIS

1993

at Quebec, June 26

ROUND OVERALL	NAME	POS.	TEAM, LEAGUE
1/8	Niklas Sundstrom	C	Modo, Sweden El.
2/34	Lee Sorochan	D	Lethbridge, WHL
3/61	Maxim Galanov	D	Lada Togliatti, CIS
4/86	Sergei Olmpejev	C	Dynamo Minsk, CIS
5/112	Gary Roach	D	Sault Ste. Marie, OHL
6/138	Dave Trolfmenkoff	G	Lethbridge, WHL
7/162	Sergei Kondrashkin	RW	Cherovopets, CIS
7/164	Todd Marchant	C	Clarkson Univ., ECAC
8/190	Eddy Campbell	D	Omaha Jr. A, Tier 2
9/216	Ken Shepard	G	Oshawa, OHL
10/242	Andrej Kudinov	C	Chelyabinsk, CIS
11/261	Pavel Komarov	D	Nizhni Novgorod, CIS
11/268	Maxim Smelnitski	C	Chelyabinsk, CIS

1994

at Hartford, June 28-29

ROUND OVERALL	NAME	POS.	TEAM, LEAGUE
1/26	Dan Cloutier	G	Sault Ste. Marie, OHL
2/52	Rudolf Verick	LW	Slovak Bratislava, Slovakia
3/78	Adam Smith	D	Tacoma, WHL
4/100	Alexander Korobolin	D	Chelyabinsk, Russia
4/104	Sylvain Blouin	D	Laval, QMJHL
5/130	Martin Ethier	D	Beaumont, QMJHL
6/135	Yuri Litvinov	C	Krylia Sovetov, Russia
6/156	David Brosseau	C	Shawinigan, QMJHL
7/182	Alexei Lazarenko	W	CSKA, Rus. El.
8/208	Craig Anderson	D	Park Center H.S., (MN)
9/209	Vitali Yermeyev	G	Ust-Kamenogorsk, Russia
9/234	Eric Boulton	LW	Oshawa, OHL
10/260	Radoslaw Kropac	RW	Slovak Bratislava, Slovakia
11/267	Jamie Butt	LW	Tacoma, WHL
11/286	Kim Johnsson	D	Malmo, Sweden

1995

at Edmonton, July 8

ROUND OVERALL	NAME	POS.	TEAM, LEAGUE
2/39	Christian Dube	C	Sherbrooke, QMJHL
3/65	Mike Martin	D	Windsor, OHL
4/91	Marc Savard	C	Oshawa, OHL
5/110	Alexei Vassiliev	D	Yaroslavl, CIS
5/117	Dale Purinton	D	Tacoma, WHL
6/143	Peter Stlamir	RW	Zvolen Jr., Slovakia
7/169	Jeff Heil	G	Winconsin-River Falls, NCHA
8/195	Ilija Gorohov	D	Yaroslavl, CIS
9/221	Bob Maudie	C	Kamloops, WHL

1996

at St. Louis, June 22

ROUND OVERALL	NAME	POS.	TEAM, LEAGUE
1/22	Jeff Brown	D	Sarnia, OHL
2/48	Daniel Goneau	LW	Granby, QMJHL
3/76	Dmitri Subbotin	LW	CSKA, Rus. Elite
5/131	Colin Pepperal	D	Niagara Falls, OHL
6/168	Ola Sandberg	D	Djurgarden, Sweden
7/185	Jeff Dessner	D	Taft, USJHL
8/211	Ryan McKie	D	London, OHL
9/237	Ronnie Sundin	D	Vastra F. Goteborg, Sweden

1997

at Pittsburgh, June 21

ROUND OVERALL	NAME	POS.	TEAM, LEAGUE
1/19	Stefan Cherneski	RW	Brandon, WHL
2/46	Wes Jarvis	D	Kitchener, OHL
3/73	Burke Henry	D	Brandon, WHL
4/93	Tommi Kalliarsson	D	HPK Jr., Finland
5/126	Jason McLean	G	Moose Jaw, WHL
5/134	Johan Lindbom	LW	HV 71, Sweden
6/136	Mike York	C	Michigan State, CCHA
6/154	Shawn Degagne	G	Kitchener, OHL
7/175	Johan Holmqvist	G	Brynäs Gavle, Sweden
7/182	Mike Mottau	D	Boston College, HE
8/210	Andrew Proskurnicki	LW	Sarnia, OHL
9/236	Richard Miller	D	Providence College, HE

1998

at Buffalo, June 27

ROUND OVERALL	NAME	POS.	TEAM, LEAGUE
1/7	Manny Malhotra	C	Guelph, OHL
2/40	Randy Copley	RW	Cape Breton, QMJHL
3/66	Jason LaBarbera	G	Tri Cities, WHL
4/114	Boyd Kane	LW	Regina, WHL
5/122	Patrick Leahy	RW	Miami University, CCHA
5/131	Tomas Kloucek	D	Slavia Praha Jr., Czech Republic
7/160	Stefan Lindqvist	RW	Brynäs Gavle, Sweden
8/207	Johan Wittehall	RW	Leksand, Sweden
9/235	Jan Mertzig	D	Lulea, Sweden

1999

at Boston, June 26

ROUND OVERALL	NAME	POS.	TEAM, LEAGUE
1/4	Pavel Brendl	RW	Calgary, WHL
1/9	Jamie Lundmark	C	Moose Jaw, WHL
2/59	David Inman	C	Notre Dame, CCHA
3/79	Johan Asplund	G	Brynäs Gavle, Sweden
3/90	Patrick Auferio	D	Boston Univ., HE
5/137	Garett Bembridge	RW	Saskatoon, WHL
6/177	Jay Dardis	C	Proctor, USHS
7/197	Arto Laatikainen	D	Espoo, Finland
8/226	Evgeny Guskov	LW	Togliatti, Russia
9/251	Petter Henning	RW	MoDo, Sweden
9/254	Alexei Bulatov	LW	Yekaterinburg, Russia

2000

at Calgary, June 24-25

ROUND OVERALL	NAME	POS.	TEAM, LEAGUE
2/64	Filip Novak	D	Regina, WHL
3/95	Dominic Moore	C	Harvard, ECAC
4/112	Premysl Duben	D	Jihlava, Slovakia
5/140	Nathan Martz	C	Chilliwack, BCJHL
5/143	Brandon Snee	G	Union College, ECAC
6/175	Sven Helfenstein	C/RW	Kloten Jr., Switzerland
7/205	Henrik Lindqvist	G	Frolunda, Sweden
8/238	Danny Eberly	D	RPI, ECAC
9/269	Martin Richter	D	Saipa, Finland

2001

at Florida, June 23-24

ROUND OVERALL	NAME	POS.	TEAM, LEAGUE
1/10	Dan Blackburn	G	Kootenay, WHL
2/40	Fedor Tyutin	D	St. Petersburg, Russia
3/79	Garth Murray	C	Regina, WHL
4/113	Bryce Lampman	D	Omaha, USHL
5/139	Shawn Collymore	RW	Quebec, QMJHL
6/176	Marek Zidicky	C	Quebec, QMJHL
7/206	Petr Preucil	C	Quebec, QMJHL
7/226	Pontus Petterstrom	F	Tingsryd, Sweden
8/230	Leonid Zhvachkin	D	Podolsk Jr., Russia
8/238	Ryan Hollweg	C	Medicine Hat, WHL
9/269	Juris Stals	C	Lukko, Finland

2002

at Toronto, June 22-23

ROUND OVERALL	NAME	POS.	TEAM, LEAGUE
2/33	Lee Falardeau	RW	Michigan State, CCHA
3/81	Marcus Jonason	LW	Vasteras, Sweden
4/127	Nathan Guenin	D	Green Bay, USHL
5/143	Mike Walsh	LW	Compuware, MAHL
6/177	Jake Taylor	D	Green Bay, USHL
6/194	Kim Hirschovits	C	IFK Helsinki, Finland
7/226	Joseph Crabb	RW	Green Bay, USHL
8/240	Petr Prucha	RW	Pardubice, Czech Republic
9/270	Rob Flynn	RW	Harvard, ECAC

ALL-TIME NHL ENTRY DRAFT SELECTIONS

2003

at Nashville, June 21-22

ROUND OVERALL	NAME	POS.	TEAM, LEAGUE
1/2	Hugh Jessiman	RW	Dartmouth, ECAC
2/50	Ivan Baranka	D	Dubnica, Slovakia
3/75	Ken Roche	C	St. Sebastian's Prep
4/122	Corey Potter	C	Kootenay State, CCHA
5/149	Nigel Dawes	LW	Kootenay, WHL
6/176	Ivan Domic	C	Bratislava, Slovakia
6/179	Philippe Furrer	D	Bern, Switzerland
6/180	Chris Holt	G	United States Juniors
7/209	Dylan Reese	D	Pittsburgh, NAHL
8/243	Jan Marek	F	Trinec, Czech Republic

2004

at Carolina, June 26-27

ROUND OVERALL	NAME	POS.	TEAM, LEAGUE
1/6	Alvaro Montoya	G	Univ. of Michigan, CCHA
1/9	Lauri Korpikoski	LW	TPS Tuku, Finland Jr.
2/36	Darin Olver	C	Northern Michigan, CCHA
2/48	Dane Byers	LW	Prince Albert, WHL
2/51	Bruce Graham	C	Moncton, QMJHL
2/60	Brandon Dubinsky	C	Portland, WHL
3/73	Zdenek Bahensky	RW	Litvinov, Czech. Jr.
3/80	Billy Ryan	C	Cushing Academy, USHSE
4/127	Ryan Callahan	RW	Guelph, OHL
5/135	Roman Psurny	LW	Zlin, Czech Republic, Jr.
6/164	Jordan Froste	LW	Nanaimo, BCHL
8/247	Jonathan Paiment	D	Lewiston, QMJHL
9/266	Jakub Petruzalek	RW	Livnov, Czech Republic

2005

at Ottawa, July 30

ROUND OVERALL	NAME	POS.	TEAM, LEAGUE
1/2	Marc Staal	D	Sudbury, OHL
2/40	Michael Sauer	D	Portland, WHL
2/56	Marc-Andre Cliche	RW	Lewiston, QMJHL
3/66	Brodie Dupont	C	Calgary, WHL
3/77	Dalyn Flatt	D	Saskatoon, WHL
4/107	Tom Pyatt	C	Saginaw, OHL
5/147	Trevor Koverko	D	Owen Sound, OHL
6/178	Greg Beller	LW	Lake of the Woods, USHSE
7/211	Ryan Russell	C	Kootenay, WHL

2006

at Vancouver, June 24

ROUND OVERALL	NAME	POS.	TEAM, LEAGUE
1/21	Bobby Sanguinetti	D	Owen Sound, OHL
2/54	Artem Anisimov	LW	Nanaimo, BCHL
3/84	Ryan Hillier	LW	Halifax, QMJHL
4/104	David Kvetoň	RW	Vsetin, Czech Republic
5/137	Tomas Zubersky	F	Trencin, Slovakia Jr.
6/174	Eric Hunter	LW	Prince George, WHL
7/204	Lukas Zeliska	C	Trinec, Czech Republic

2007

at Columbus, June 22-23

ROUND OVERALL	NAME	POS.	TEAM, LEAGUE
1/17	Alexei Cherepanov	RW	Omsk, Russia
2/48	Antoine Lafleur	G	PEI, QMJHL
5/138	Max Campbell	C	Strathroy, OJHL-B
6/168	Carl Hagelin	LW	Soderstalje, Sweden Jr.
7/193	David Skokan	C	Rimouski, QMJHL
7/198	Danny Hobbs	RW	Ohio, USHL

2008

at Ottawa, June 20-21

ROUND OVERALL	NAME	POS.	TEAM, LEAGUE
1/20	Michael Del Zotto	D	Oshawa, OHL
2/51	Derek Stepan	C	Shattuck-St. Mary's, H.S.-MN
3/75	Evgeny Grachev	C	Yaroslavl-2, Russia
3/90	Tomas Kundrately	D	Trinec, Czech Republic
4/111	Dale Weise	RW	Swift Current, WHL
5/141	Chris Doyle	C	P.E.I., QMJHL
6/171	Mitch Gaulton	D	Erie, OHL

2009

at Montreal, June 26-27

ROUND OVERALL	NAME	POS.	TEAM, LEAGUE
1/19	Chris Kreider	F	Phillips Andover, HS-MA
2/47	Ethan Werek	F	Kingston, OHL
3/80	Ryan Bourque	F	USA U-18, USDP
5/127	Roman Horak	F	HC Ceske Budejovice, CZE-JR
5/140	Scott Stajcer	G	Owen Sound, OHL
6/170	Daniel Maggio	D	Sudbury, OHL
7/200	Mikhail Pashnin	D	Mechel, RUS-2

2010

at Los Angeles, June 25-26

ROUND OVERALL	NAME	POS.	TEAM, LEAGUE
1/10	Dylan McIlrath	D	Moose Jaw, OHL
2/40	Christian Thomas	RW	Oshawa, OHL
4/100	Andrew Yogan	F	Erie, OHL
5/130	Jason Wilson	LW	Owen Sound, OHL
6/157	Jesper Fast	RW	HV 71 Jr., SWE-JR
7/190	Randy McNaught	RW	Saskatoon, WHL

2011

at St. Paul, June 24-25

ROUND OVERALL	NAME	POS.	TEAM, LEAGUE
1/15	J.T. Miller	C	USA U-18, USNTDP
3/72	Steven Fogarty	C	Edina High, HIGH-MN
4/106	Michael St. Croix	C	Edmonton, WHL
5/134	Shane McColgan	RW	Kelowna, WHL
5/136	Samuel Noreau	D	Baie Comeau, QMJHL
6/172	Peter Ceresnak	D	Trencin Jr., Slovakia Jr.

2012

at Pittsburgh, June 22-23

ROUND OVERALL	NAME	POS.	TEAM, LEAGUE
1/28	Brady Skjei	D	USA U-18, USNTDP
2/59	Boo Nieves	C	Kent School, HIGH-CT
4/119	Calle Andersson	D	Farjestad Jr., SWE-JR
5/142	Thomas Spelling	RW	Herring, Denmark

2013

at Newark, June 30

ROUND OVERALL	NAME	POS.	TEAM, LEAGUE
3/65	Adam Tambellini	C	Surrey, BCHL
3/75	Pavel Buchnevich	LW	Cherоpovets, RUS-JR
3/80	Anthony Duclair	LW	Quebec, QMJHL
4/110	Ryan Graves	D	P.E.I., QMJHL
6/170	Mackenzie Skapski	G	Kootenay, WHL

2014

at Philadelphia, June 27-28

ROUND OVERALL	NAME	POS.	TEAM, LEAGUE
2/59	Brandon Halverson	G	Sault Ste. Marie, OHL
3/85	Keegan Iverson	RW	Portland, WHL
4/104	Ryan Mantha	D	Indiana, USHL
4/118	Igor Shesterkin	G	MHK Spartak, Russia-Jr.
5/122	Richard Nejezchleb	LW	Branson, WHL
5/140	Daniel Walcott	D	Blainville-Boisbriand, QMJHL
5/142	Tyler Nanne	D	Edina High, HIGH-MN

2015

at Florida, June 26-27

ROUND OVERALL	NAME	POS.	TEAM, LEAGUE
2/41	Ryan Gropp	LW	Seattle, WHL
3/62	Robin Kovacs	RW	AIK, Allsvenskan
3/79	Sergey Zborovskiy	D	Regina, WHL
3/89	Aleksis Saarela	C	Assat, Liiga
4/113	Brad Morrison	C	Prince George, WHL
4/119	Daniel Bernhardt	RW	Djurgardens Jr., SuperElit
7/184	Adam Huska	G	Green Bay, USHL

2016

at Buffalo, June 24-25

ROUND OVERALL	NAME	POS.	TEAM, LEAGUE
3/81	Sean Day	D	Mississauga, OHL
4/98	Tarmo Reunanen	D	TPS Jr., Jr. Liiga
5/141	Tim Gettinger	LW	Sault Ste. Marie, OHL
6/174	Gabriel Fontaine	C	Rouyn-Noranda, QMJHL
6/174	Tyler Wall	G	Leamington, GOJHL
7/201	Ty Romning	RW	Vancouver, WHL

2017

at Chicago, June 23-24

ROUND OVERALL	NAME	POS.	TEAM, LEAGUE
1/7	Lias Andersson	C	HV71, SHL
1/21	Filip Chytil	C	Zlin, Czech Extraliga
4/23	Brandon Crowley	D	London, OHL
5/145	Calle Sjalin	D	Ostersund, HockeyEttan
6/157	Dominik Lakatos	C	Liberec, Czech Extraliga
6/174	Morgan Barron	C	St. Andrew's College, CISAA
7/207	Patrik Virta	C	TPS, Liiga

2018

at Dallas, June 22-23

ROUND OVERALL	NAME	POS.	TEAM, LEAGUE
1/9	Vitali Kravtsov	RW	Traktor Chelyabinsk, KHL
1/22	K'Andre Miller	D	USA U-18, USNTDP
1/28	Nils Lundkvist	D	Lulea, SHL
2/39	Olof Lindbom	G	Djurgardens Jr., SuperElit
3/70	Jacob Ragnarsson	D	Almtuna IS, Allsvenskan
3/85	Joey Keane	D	Barrie, OHL
4/101	Nico Gross	D	Oshawa, OHL
5/132	Lauri Pajuniemi	RW	TPS, Liiga
6/163	Simon Kjellberg	D	Rogle Jr., SuperElit
7/216	Riley Hughes	RW	St. Sebastian's School, HIGH-MA

2019

at Vancouver, June 21-22

ROUND OVERALL	NAME	POS.	TEAM, LEAGUE
1/2	Kaapo Kakko	RW	TPS, Liiga
2/49	Matthew Robertson	D	Edmonton, WHL
2/55	Karl Henriksson	C	Frolunda Jr., SuperElit
3/68	Zachary Jones	D	Tri-City, USHL
4/112	Hunter Skinner	D	Lincoln, USHL
5/130	Leevi Aalttonen	RW	KalPa Jr., Jr. Liiga
6/161	Adam Edstrom	C	Mora Jr., SuperElit
7/205	Eric Collicini	RW	Toronto Jr. Canadiens, QJHL

ALL-TIME PLAYER REGISTER

NO.	NAME & POSITION	YEARS PLAYED	REGULAR SEASON				PLAYOFFS					
			GP	G	A	PTS	PIM	GP	G	A	PTS	PIM
4	Clarence "Taffy" Abel (D)	1926-27–1928-29	III	II	6	17	151	17	I	I	2	32
(Signed as a free agent on 8/14/26 – was first player signed in franchise history. Traded to Chicago on 4/15/29 for cash.)												
19	Doug Adam (LW)	1949-50	4	0	I	I	0	—	—	—	—	—
17	Lloyd Ailsby (D)	1951-52	3	0	0	0	2	—	—	—	—	—
15	Clint Albright (C)	1948-49	59	14	5	19	19	—	—	—	—	—
37	Conor Allen (D)	2013-14–2014-15	7	0	0	0	4	—	—	—	—	—
(Signed as a free agent on 3/29/13. Left via free agency.)												
17, 19	George Allen (LW/D)	1938-39	19	6	6	12	10	7	0	0	0	4
14	Mike Allison (LW)	1980-81–1985-86	266	63	102	165	297	53	4	12	16	92
(Selected in the 2nd round, 35th overall, in the 1980 Entry Draft. Traded to Toronto on 8/18/86 for Walt Poddubny.)												
17	Bill Allum (D)	1940-41	I	0	I	I	0	—	—	—	—	—
31, 33	Tony Amonte (RW)	1990-91–1993-94	234	84	99	183	135	15	3	8	II	4
(Selected in the 4th round, 68th overall, in the 1988 Entry Draft. Traded to Chicago with Matt Gates on 3/21/94 for Brian Noonan and Stephane Matteau.)												
36	Glenn Anderson (RW)	1993-94	12	4	2	6	12	23	3	3	6	42
(Acquired from Toronto with Scott Malone and a 1994 4th round draft choice (Alexander Korobolin) on 3/21/94 for Mike Gartner. Left via free agency.)												
24	Kent-Erik Andersson (RW)	1982-83–1983-84	134	13	35	48	22	14	0	I	I	0
(Acquired from Hartford on 10/1/82 for Ed Hospodar. Returned to Farjestad BK in Sweden following the 1983-84 season.)												
*50	Lias Andersson (C)	2017-18–2018-19	49	3	5	8	29	—	—	—	—	—
(Selected in the 1st round, 7th overall, in the 2017 Entry Draft.)												
5	Peter Andersson (D)	1992-93–1993-94	39	5	12	17	20	—	—	—	—	—
(Selected in the 4th round, 73rd overall, in the 1983 Entry Draft. Traded to Florida on 3/21/94 for their 1994 9th round draft choice (Vitali Yermeyev.)												
25	Steve Andruscic (RW)	1971-72	—	—	—	—	—	I	0	0	0	0
18	Paul Andrea (RW)	1965-66	4	I	I	2	0	—	—	—	—	—
17	Lou Angotti (C)	1964-65–1965-66	91	II	10	21	22	—	—	—	—	—
42	Artem Anisimov (C)	2008-09–2011-12	244	46	62	108	86	26	4	7	II	4
(Selected in the 2nd round, 54th overall, in the 2006 Entry Draft. Traded to Columbus on 7/23/12 with Brandon Dubinsky, Tim Erixon, and a 2013 1st round draft choice (Kerby Rychel) for Rick Nash, Steven Delisle, and a 2013 3rd round draft choice (Pavel Buchnevich).)												
15	Hub Anslow (LW)	1947-48	2	0	0	0	0	—	—	—	—	—
80	Nik Antropov (RW)	2008-09	18	7	6	13	6	7	2	I	3	6
(Acquired from Toronto on 3/4/09 for 2009 2nd round draft choice (Kenny Ryan). Left via free agency.)												
6	Syl Apps, Jr. (C)	1970-71	31	I	2	3	—	—	—	—	—	—
(Selected in the 4th round, 21st overall, in the 1964 NHL Amateur Draft. Traded to Pittsburgh on 1/26/71 with future considerations (Sheldon Kannegiesser) for Glen Sather.)												
10	Dave Archibald (C)	1989-90	19	2	3	5	6	—	—	—	—	—
(Acquired from Minnesota on 11/1/89 for Jayson More. Traded to Ottawa on 11/6/92 for a 1993 5th round draft choice (later traded.)												
18, 37,	Derek Armstrong (C)	1998-99–2000-01	7	0	0	0	0	—	—	—	—	—
17, 21	(Signed as a free agent on 7/20/98. Left via free agency (rights were traded to Los Angeles on 7/16/02 for a 2003 6th round draft choice (Chris Holt).)											
45	Arron Asham (RW)	2012-13–2013-14	33	2	0	2	64	10	2	0	2	6
(Signed as a free agent on 7/1/12. Retired following the 2013-14 season.)												
16	Ossie Asmundson (C)	1932-33–1933-34	94	7	16	23	28	8	0	2	2	4
9	Walt Atanas (RW)	1944-45	49	13	8	21	40	—	—	—	—	—
24	Ron Attwell (C)	1967-68	4	0	0	0	2	—	—	—	—	—
(Acquired from St. Louis on 11/27/67 with Ron Stewart for Red Berenson and Barclay Plager. Retired following 1969-70 season.)												
19, 10	Ozzie Aubuchon (LW)	1943-44	38	16	12	28	4	—	—	—	—	—
16	Sean Avery (LW)	2006-07–2007-08;	264	45	78	123	601	28	5	10	15	69
		2008-09–2011-12										
(Acquired from Los Angeles on 2/5/07 with John Seymour for Jason Ward, Jan Marek, and Marc-Andre Cliche. Left via free agency. Claimed off re-entry waivers from Dallas on 3/3/09. Retired on 3/12/12.)												
6	Don Awrey (D)	1977-78	78	2	8	10	38	3	0	0	0	6
(Signed as a free agent on 10/4/77. Traded to Colorado on 11/13/78 for cash considerations.)												
2	Vern Ayres (D)	1935-36	28	0	4	4	38	—	—	—	—	—
15	Pete Babando (LW)	1952-53	29	4	4	8	4	—	—	—	—	—
55	Christian Backman (D)	2007-08	18	2	6	8	20	8	0	0	0	12
(Acquired from St. Louis on 2/26/08 for a 2008 4th round draft choice (later traded back to the Rangers). Traded to Columbus on 7/2/08 with Fedor Tyutin for Nikolai Zherdev and Dan Fritzsche.)												
21	Mike Backman (RW)	1981-82–1983-84	18	I	6	7	18	10	2	2	4	2
(Signed as a free agent on 10/11/79. Retired following the 1985-86 season.)												
6	Bill Baker (D)	1982-83	70	4	14	18	64	2	0	0	0	0
(Claimed from St. Louis in NHL Waiver Draft on 10/4/82 - Tim Bothwell traded to St. Louis in lieu of cash as compensation. Retired following the 1983-84 season.)												
20	Jozef Balej (RW)	2003-04	13	I	4	5	4	—	—	—	—	—
(Acquired from Montreal on 3/2/04, along with a 2004 2nd round draft choice (Bruce Graham), in exchange for Alexei Kovalev. Traded to Vancouver on 10/8/05, along with a 2006 5th round draft choice for Fedor Fedorov.)												
22, 11,	Dave Balon (LW)	1959-60–1962-63;	362	99	113	212	284	29	7	6	13	38
8, 17		1968-69–1971-72										
25	Jeff Bandura (D)	1980-81	2	0	I	I	0	—	—	—	—	—
39	Drew Bannister (D)	2000-01	3	0	0	0	0	—	—	—	—	—
(Signed as a free agent on 10/3/99. Left via free agency.)												
21	Ivan Baranka (D)	2007-08	I	0	I	I	0	—	—	—	—	—
(Selected in the 2nd round, 50th overall, in the 2003 Entry Draft. Left via free agency.)												
36	Matthew Barnaby (RW)	2001-02–2003-04	196	34	55	89	406	—	—	—	—	—
(Acquired from Tampa Bay on 12/12/01 for Zdeno Ciger. Traded to Colorado on 3/8/04 with a 2004 3rd round draft choice (Denis Parshin) for David Liffiton, Chris McAllister, and a 2004 2nd round draft choice (later traded.)												
11	Dave Barr (C)	1983-84	6	0	0	0	2	—	—	—	—	—
14, 22	Jimmy Bartlett (LW)	1955-56;	126	19	14	33	174	—	—	—	—	—
		1958-59–1959-60										
17	Cliff Barton (RW)	1939-40	3	0	0	0	0	—	—	—	—	—
10, 12, 16	Andy Bathgate (RW)	1952-53–1963-64	719	272	457	729	444	22	9	7	16	19
14, 9												

ALL-TIME PLAYER REGISTER

NO.	NAME & POSITION	YEARS PLAYED	REGULAR SEASON					PLAYOFFS				
			GP	G	A	PTS	PIM	GP	G	A	PTS	PIM
16	Frank Bathgate (C)	1952-53	2	0	0	0	2	—	—	—	—	—
21	Frank Beaton (LW)	1978-79—1979-80	25	1	1	2	43	—	—	—	—	—
3, 5	Barry Beck (D)	1979-80—1985-86	415	66	173	239	775	49	10	22	32	77
(Acquired from Colorado on 11/2/79 for Pat Hickey, Lucien DeBlois, Mike McEwen, Dean Turner, and future considerations (Bobby Crawford on 1/15/80). Traded to Los Angeles on 9/1/89 for a 1990 4th round draft choice (Jeff Nielsen) and cash.												
28	Taylor Beck (LW)	2016-17	2	0	0	0	0	—	—	—	—	—
(Acquired from Edmonton on 3/1/17 for Justin Fontaine. Left via free agency.)												
23	John Bednarski (D)	1974-75—1976-77	99	2	18	20	114	1	0	0	0	17
*39	Matt Beleskey (LW)	2017-18—2018-19	5	1	0	1	9	—	—	—	—	—
(Acquired from Boston on 2/25/18 with Ryan Spooner, Ryan Lindgren, a 2018 1st round draft choice (later traded), and a 2019 7th round draft choice (later traded) for Rick Nash.)												
19	Danny Belisle (RW)	1960-61	4	2	0	2	0	—	—	—	—	—
39	Brendan Bell (D)	2011-12	1	0	0	0	0	—	—	—	—	—
(Signed as a free agent on 8/9/11. Left via free agency.)												
29	Bruce Bell (D)	1987-88	13	1	2	3	8	—	—	—	—	—
3	Harry "Huddy" Bell (D/RW)	1946-47	1	0	1	1	0	—	—	—	—	—
5, 20	Joe Bell (LW)	1942-43; 1946-47	62	8	9	17	18	—	—	—	—	—
15	Lin Bend (C)	1942-43	8	3	1	4	2	—	—	—	—	—
20	Curt Bennett (C)	1972-73	16	0	1	1	11	—	—	—	—	—
27, 17	Rick Bennett (LW)	1989-90—1991-92	15	1	1	2	13	—	—	—	—	—
(Acquired from Minnesota on 10/11/88 with Brian Lawton and Igor Liba for Mark Tinordi, Paul Jerrard, Mike Sullivan, Brett Barnett and a 1989 3rd round draft choice (Murray Garbutt). Left via free agency.)												
14	Doug Bentley (LW)	1953-54	20	2	10	12	2	—	—	—	—	—
10, 22	Max Bentley (C)	1953-54	57	14	18	32	15	—	—	—	—	—
34	Bryan Berard (D)	2001-02	82	2	21	23	60	—	—	—	—	—
(Signed as a free agent on 10/4/01. Left via free agency.)												
24	Gordon "Red" Berenson (C)	1966-67—1967-68	49	2	6	8	4	4	0	1	1	2
18	Bill Berg (LW)	1995-96—1997-98	152	11	16	27	100	13	1	0	1	2
(Acquired from Toronto on 2/29/96 with Sergio Momesso for Wayne Presley and Nick Kyriacos. Traded to Ottawa on 11/27/98 with a 1999 2nd round draft choice (later traded) for Stan Neckar.)												
19, 15	Blair Betts (C)	2005-06—2008-09	304	25	15	40	84	28	1	1	2	8
(Acquired from Calgary on 3/6/04 with Jamie McLennan and Greg Moore for Chris Simon and a 2004 7th round draft choice (Matt Schneider). Left via free agency.)												
23	Jeff Beukeboom (D)	1991-92—1998-99	520	18	72	90	1157	70	2	13	15	147
(Acquired from Edmonton on 11/12/91 for David Shaw as future considerations of a trade with the Oilers on 10/4/91. Retired following the 1998-99 season.)												
25	Nick Beverley (D)	1974-75—1976-77	139	4	23	27	67	3	0	1	1	0
41	Stu Bickel (D)	2011-12—2012-13	67	0	9	9	157	18	0	0	0	16
(Acquired from Anaheim on 11/23/10 for Nigel Williams. Left via free agency.)												
6	Bob Blackburn (D)	1968-69	11	0	0	0	0	—	—	—	—	—
23, 9	Don Blackburn (LW)	1969-70—1970-71	4	0	0	0	0	1	0	0	0	0
18	Mike Blaisdell (RW)	1983-84—1984-85	48	6	6	12	42	—	—	—	—	—
38	Jeff Bloemberg (D)	1988-89—1991-92	43	3	6	9	25	7	0	3	3	5
(Selected in the 5th round, 93rd overall, in the 1986 Entry Draft. Selected by Tampa Bay on 6/18/92 in the NHL Expansion Draft.)												
32, 38,	Sylvain Blouin (LW)	1996-97—1997-98	7	0	0	0	23	—	—	—	—	—
30	(Selected in the 4th round, 104th overall, in the 1994 Entry Draft. Traded to Montreal on 6/30/98 with a 1999 6th round draft choice (later traded) for Peter Popovic.)											
94	Derek Boogaard (LW)	2010-11	22	1	1	2	45	—	—	—	—	—
(Signed as a free agent on 7/1/10.)												
2, 6	Tim Bothwell (D)	1978-79—1981-82	62	4	10	14	32	9	0	0	0	8
21	Dick Bouchard (RW)	1954-55	1	0	0	0	0	—	—	—	—	—
39, 74	Joel Bouchard (D)	2002-03; 2003-04	55	6	14	20	24	—	—	—	—	—
(Signed as a free agent on 8/7/02. Traded to Pittsburgh on 2/10/03 with Rico Fata, Richard Lintner, and Mikael Samuelsson for Alexei Kovalev, Dan LaCouture, Janne Laukkanen, and Mike Wilson. Claimed in the NHL Waiver Draft from Buffalo on 10/3/03. Left via free agency.)												
7, 17	Frank Boucher (C)	1926-27—1937-38;	533	152	262	414	106	54	16	20	36	12
12, 15, 2	Leo Bourgeault (D)	1926-27—1930-31										
29	Phil Bourque (LW)	1992-93—1993-94	71	6	15	21	47	—	—	—	—	—
(Signed as a free agent on 8/3/92. Traded to Ottawa on 3/21/94 for future considerations.)												
25	Ryan Bourque (LW)	2014-15	1	0	0	0	0	—	—	—	—	—
(Selected in the 3rd round, 80th overall, in the 2009 Entry Draft. Traded to Washington on 2/28/16 for Chris Brown.)												
27	Paul Boutilier (D)	1987-88	4	0	1	1	6	—	—	—	—	—
2, 15, 8	Jack Bowness (D)	1958-59—1959-60;	76	3	7	10	58	—	—	—	—	—
8	Bill Boyd (RW)	1926-27—1928-29										
22	Brian Boyle (C)	2009-10—2013-14	355	44	46	90	265	58	9	10	19	42
(Acquired from Los Angeles on 6/27/09 for a 2010 3rd round draft choice (Jordan Weal). Left via free agency.)												
22	Dan Boyle (D)	2014-15—2015-16	139	19	25	44	50	23	3	8	11	2
(Signed as a free agent on 7/1/14. Retired following the 2015-16 season.)												
87	Donald Brashear (LW)	2009-10	36	0	1	1	73	—	—	—	—	—
(Signed as a free agent on 7/1/09. Traded to Atlanta on 8/2/10 with Patrick Rissmiller for Todd White.)												
16	Derick Brassard (C)	2012-13—2015-16	254	69	105	174	110	59	18	26	44	30
(Acquired from Columbus on 4/3/13 with Derek Dorsett, John Moore, and a 2014 6th round draft choice (later traded) for Marian Gaborik, Steven Delisle, and Blake Parlett. Traded to Ottawa on 7/18/16 with a 2018 7th round draft choice for Mika Zibanejad and a 2018 2nd round draft choice (later traded).)												
16, 15	Doug Brennan (D)	1931-32—1933-34	123	9	7	16	147	16	1	0	1	21
12	Rich Brennan (D)	1998-99	24	1	3	4	23	—	—	—	—	—
(Acquired from San Jose on 3/24/98 for Jason Muzzatti. Left via agency.)												
18	John Brenneman (LW)	1964-65—1965-66	33	3	3	6	20	—	—	—	—	—
23	Connor Brickley (LW)	2018-19	14	1	3	4	9	—	—	—	—	—
(Acquired from Nashville on 1/14/19 for Cole Schneider. Left via free agency.)												

ALL-TIME PLAYER REGISTER

No.	Name & Position	Years Played	Regular Season					Playoffs				
			GP	G	A	PTS	PIM	GP	G	A	PTS	PIM
32	Stephane Brochu (D)	1988-89	1	0	0	0	0	—	—	—	—	—
13	Bob Brooke (C)	1983-84—1986-87	175	35	36	71	214	24	6	9	15	43
37	Paul Broten (RW)	1989-90—1992-93	194	27	33	60	194	24	2	3	5	14
(Selected in the 4th round, 77th overall, in the 1984 Entry Draft. Selected by Dallas on 10/2/93 in the NHL Waiver Draft.)												
4	Arnie Brown (D)	1964-65—1970-71	460	33	98	131	547	18	0	6	6	23
4	Brad Brown (D)	2000-01	48	1	3	4	107	—	—	—	—	—
(Acquired from Chicago with Michal Grosek on 10/5/00 for future considerations. Left via free agency.)												
16	Harold Brown (RW)	1945-46	13	2	1	3	2	—	—	—	—	—
23, 21, 4	Larry Brown (D)	1969-70—1970-71	46	1	4	5	18	11	0	1	1	0
14	Stanley Brown (D/LW)	1926-27	24	6	3	9	14	2	0	0	0	0
24, 17	Jeff Brubaker (LW)	1987-88	31	2	0	2	78	—	—	—	—	—
12	Glenn Brydson (RW)	1935-36	30	4	13	17	9	—	—	—	—	—
19	Bucky Buchanan (C)	1948-49	2	0	0	0	0	—	—	—	—	—
*89	Pavel Buchnevich (RW)	2016-17—2018-19	179	43	58	101	46	5	0	1	1	0
(Selected in the 3rd round, 75th overall, in the 2013 Entry Draft.)												
4	Hy Buller (D)	1951-52—1953-54	179	22	55	77	209	—	—	—	—	—
9	Pavel Bure (RW)	2001-02—2002-03	51	31	19	50	22	—	—	—	—	—
(Acquired from Florida with a 2002 second round draft choice (Lee Falardeau) on 3/18/02 for Igor Ulanov, Filip Novak, a 2002 1st round draft choice (later traded), a 2002 2nd round draft choice (Rob Globlek), and a 2003 4th round draft choice (later traded). Declared medically unable to play on 9/11/03.)												
14	Kelly Burnett (C)	1952-53	3	1	0	1	0	—	—	—	—	—
27, 24	Gary Burns (LW)	1980-81—1981-82	11	2	2	4	18	5	0	0	0	6
15	Norman Burns (C)	1941-42	11	0	4	4	2	—	—	—	—	—
20, 17	Jerry Butler (RW)	1972-73—1974-75	112	24	26	50	130	15	1	2	3	41
54, 36	Dane Byers (LW)	2007-08; 2009-10	6	1	0	1	31	—	—	—	—	—
(Selected in the 2nd round, 48th overall, in the 2004 Entry Draft. Traded to Columbus for Chad Kolarik on 11/11/10.)												
15, 12	Jerry Byers (LW)	1977-78	7	2	1	3	0	—	—	—	—	—
2, 5	Larry Cahan (D)	1956-57—1958-59;										
		1961-62—1964-65	309	19	39	58	335	14	0	0	0	16
29	Eric Cairns (D)	1996-97—1997-98	79	0	4	4	239	3	0	0	0	0
(Selected in the 3rd round, 72nd overall, in the 1992 Entry Draft. Claimed off waivers by the Islanders on 12/22/98.)												
43, 24	Ryan Callahan (RW)	2006-07—2013-14	450	132	122	254	268	59	14	10	24	38
(Selected in the 4th round, 127th overall, in the 2004 Entry Draft. Traded to Tampa Bay on 3/5/14, along with a 2014 1st round draft choice (later traded), a 2015 1st round draft choice (later traded), and a 2015 7th round draft choice (later traded) for Martin St. Louis and a 2015 2nd round draft choice (later traded).)												
14	Frank "Patsy" Callighen (D)	1927-28	36	0	0	0	32	9	0	0	0	0
14	Scotty Cameron (C)	1942-43	35	8	11	19	0	—	—	—	—	—
13	Daniel Carcillo (LW)	2013-14	31	3	0	3	43	8	2	0	2	22
(Acquired from Los Angeles on 1/4/14 for a 2014 7th round draft choice (Spencer Watson). Left via free agency.)												
28	Paul Carey (C)	2017-18	60	7	7	14	20	—	—	—	—	—
(Signed as a free agent on 7/11/17. Left via free agency.)												
38	Terry Carkner (D)	1986-87	52	2	13	15	118	1	0	0	0	0
11	Bobby Carpenter (C)	1986-87	28	2	8	10	20	—	—	—	—	—
20, 9	Gene Carr (C)	1971-72—1973-74	139	18	23	41	90	17	1	4	5	21
11	Lorne Carr (RW)	1933-34	14	0	0	0	0	—	—	—	—	—
14	Gene Carrigan (C)	1930-31	33	2	0	2	13	—	—	—	—	—
18, 17	Bill Carse (C)	1938-39	1	0	1	1	0	6	1	1	2	0
15	Gerry Carson (D)	1928-29	8	0	0	0	5	5	0	0	0	0
22	Anson Carter (RW)	2002-03—2003-04	54	11	11	22	20	—	—	—	—	—
(Acquired from Edmonton on 3/11/03 with Ales Pisa for Radek Dvorak and Cory Cross. Traded to Washington on 1/23/04 for Jaromir Jagr.)												
43	Daniel Catenacci (C)	2017-18	1	0	0	0	0	—	—	—	—	—
(Acquired from Buffalo on 2/28/17 for Mat Bodie. Left via free agency.)												
26	Jay Caulfield (RW)	1986-87	13	2	1	3	45	3	0	0	0	12
21	Chick Chalmers (C)	1953-54	1	0	0	0	0	—	—	—	—	—
36	Todd Charlesworth (D)	1989-90	7	0	0	0	6	—	—	—	—	—
(Acquired from Edmonton on 1/18/90 for future considerations. Left via free agency.)												
11	Rick Chartraw (D)	1982-83—1983-84	30	2	2	4	41	9	0	2	2	6
26, 40	Erik Christensen (C)	2009-10—2011-12	132	20	38	58	44	5	1	0	1	2
(Claimed off waivers from Anaheim on 12/2/09. Traded to Minnesota on 2/3/12 with a 2013 conditional 7th round draft choice for Casey Wellman.)												
6	Bob Chrystal (D)	1953-54—1954-55	132	11	14	25	112	—	—	—	—	—
22	Shane Churla (RW)	1995-96—1996-97	55	0	1	1	132	26	2	2	4	34
(Acquired from Los Angeles on 3/14/96 with Marty McSorley and Jari Kurri for Ray Ferraro, Mattias Norstrom, Ian Laperriere, Nathan LaFayette and a 1997 4th round choice (Sean Blanchard). Retired following the 1997-98 season.)												
*72	Filip Chytil (C)	2017-18—2018-19	84	12	14	26	12	—	—	—	—	—
(Selected in the 1st round, 21st overall, in the 2017 Entry Draft.)												
15	Hank Ciesla (C)	1957-58—1958-59	131	8	20	28	35	6	0	2	2	0
18	Zdeno Ciger (LW)	2001-02	29	6	7	13	16	—	—	—	—	—
(Signed as a free agent on 7/17/01. Traded to Tampa Bay on 12/12/01 for Matthew Barnaby.)												
18, 6	Joe Cirella (D)	1990-91—1992-93	141	7	18	25	258	19	0	6	6	49
(Acquired from Quebec on 1/17/91 for Aaron Miller and a 1991 5th round draft choice (Bill Lindsay.) Selected by Florida on 6/24/93 in the NHL Expansion Draft.)												
33	Fredrik Claesson (D)	2018-19	37	2	4	6	9	—	—	—	—	—
(Signed as a free agent on 7/11/18. Left via free agency.)												
32	Dan Clark (D)	1978-79	4	0	1	1	6	—	—	—	—	—
4	Adam Clendening (D)	2016-17	31	2	9	11	17	—	—	—	—	—
(Signed as a free agent on 7/11/16. Left via free agency.)												
6	Bruce Cline (RW)	1956-57	30	2	3	5	10	—	—	—	—	—
29	Ryane Clowe (LW)	2012-13	12	3	5	8	14	2	0	1	1	0
(Acquired from San Jose on 4/2/13 for a 2013 2nd round draft choice (Gabryel Boudreau), a 2013 3rd round draft choice (later traded), and a 2014 5th round draft choice (Rourke Chartier). Left via free agency.)												

ALL-TIME PLAYER REGISTER

NO.	NAME & POSITION	YEARS PLAYED	REGULAR SEASON					PLAYOFFS				
			GP	G	A	PTS	PIM	GP	G	A	PTS	PIM
15	Bill Collins (RW)	1975-76	50	4	4	8	38	—	—	—	—	—
16, 5	Mac Colville (RW/D)	1935-36—1941-42; 1945-46—1946-47	353	71	102	173	130	40	9	10	19	14
20, 6, 12	Neil Colville (C/D)	1935-36—1941-42; 1944-45—1948-49	465	100	166	266	213	45	7	19	26	32
16	Les Colwill (RW)	1958-59	69	7	6	13	16	—	—	—	—	—
16, 9, 6	Charles "Pete" Conacher Jr. (LW)	1954-55—1955-56	93	21	18	39	18	5	0	0	0	0
5, 15	Jim Conacher (C)	1951-52—1952-53	33	1	5	6	4	—	—	—	—	—
28, 11, 32	Pat Conacher (LW)	1979-80; 1982-83	22	0	6	6	8	4	0	1	1	2
15	Bert Connelly (LW)	1934-35—1935-36	72	12	13	25	33	4	1	0	1	0
20	Cam Connor (RW)	1979-80—1982-83	28	1	6	7	91	12	4	0	4	18
5	Bill Cook (RW)	1926-27—1936-37	475	228	138	366	386	46	13	11	24	70
6	Fred "Bun" Cook (LW)	1926-27—1935-36	433	154	141	295	450	46	15	3	18	59
10	Hal Cooper (RW)	1944-45	8	0	0	0	2	—	—	—	—	—
19, 12, 11	Joe Cooper (D)	1935-36—1937-38; 1946-47	154	5	13	18	134	12	1	1	2	16
21, 17, 2	Art Coulter (D)	1935-36—1941-42	288	18	68	86	342	37	2	5	7	60
21	Russ Courtmull (RW)	1996-97	14	2	5	7	2	15	3	4	7	0
(Acquired from Vancouver on 3/8/97 with Esa Tikkanen for Sergei Nemchinov and Brian Noonan. Left via free agency.)												
I, II	Danny Cox (LW)	1933-34	13	5	0	5	2	2	0	0	0	0
25	Adam Cracknell (RW)	2017-18	4	0	0	0	0	—	—	—	—	—
(Claimed off waivers from Dallas on 10/9/17. Traded to Montreal on 11/30/17 for Peter Holland.)												
32	Bob Crawford (RW)	1985-86—1986-87	14	1	2	3	12	7	0	1	1	8
16, 8	Dave Creighton (C)	1955-56—1957-58	210	55	87	142	123	16	5	5	10	8
18	Cory Cross (D)	2002-03	26	0	4	4	16	—	—	—	—	—
(Signed as a free agent on 12/17/02. Traded to Edmonton on 3/11/03 with Radek Dvorak for Anson Carter and Ales Pisa.)												
14	Brian Cullen (C)	1959-60—1960-61	106	19	40	59	12	—	—	—	—	—
5	Matt Cullen (C)	2006-07	80	16	25	41	52	10	1	3	4	6
(Signed as a free agent on 7/1/06. Traded to Carolina on 7/17/07 for Andrew Hutchinson, Joe Barnes, and a 2008 3rd round draft choice (Evgeny Grachev).)												
17	Ray Cullen (C)	1965-66	8	1	3	4	0	—	—	—	—	—
19, 14	Bob Cunningham (C)	1960-61—1961-62	4	0	1	1	0	—	—	—	—	—
2	Ian Cushman (D)	1959-60	17	0	1	1	22	—	—	—	—	—
22	Paul Cyr (LW)	1987-88—1988-89	41	4	13	17	43	—	—	—	—	—
9, 16	Ulf Dahlen (LW)	1987-88—1989-90	189	71	60	131	106	4	0	0	0	0
(Selected in the 1st round, 7th overall, in the 1985 Entry Draft. Traded to Minnesota on 3/6/90 with a 1990 4th round draft choice (Cal McGowan) for Mike Gartner.)												
12	Alexandre Daigle (RW/C)	1999-00	58	8	18	26	23	—	—	—	—	—
(Acquired from Tampa Bay on 10/3/99 in exchange for future considerations. Retired following the 1999-00 season (returned to NHL in 2002-03 with Pittsburgh.)												
5	Hank Damore (C)	1943-44	4	1	0	1	2	—	—	—	—	—
4	Gordon Davidson (D)	1942-43—1943-44	51	3	6	9	8	—	—	—	—	—
8	Buck Davies (C)	1947-48	—	—	—	—	—	1	0	0	0	0
22, 27	Jason Dawe (RW)	1999-00; 2001-02	4	0	1	1	2	—	—	—	—	—
(Acquired from Nashville on 2/2/00 for John Nemešnikov. Left via free agency.)												
10	Nigel Dawes (LW)	2006-07—2008-09	121	25	24	49	25	11	2	2	4	0
(Selected in the 5th round, 149th overall, in the 2003 Entry Draft. Traded to Phoenix on 3/4/09 with Dmitri Kalinin and Petr Prucha for Derek Morris.)												
16, 15	Billy Dea (LW)	1953-54	14	1	1	2	2	—	—	—	—	—
*77	Tony DeAngelo (D)	2017-18—2018-19	93	4	34	38	88	—	—	—	—	—
(Acquired from Arizona on 6/23/17 with a 2017 1st round draft choice (Lias Andersson) for Derek Stepan and Antti Raanta.)												
23, 35, 32	Lucien DeBlois (C)	1977-78—1979-80; 1986-87—1988-89	326	57	79	136	297	18	2	0	2	12
4	Michael Del Zotto (D)	2009-10—2013-14	292	26	95	121	116	32	3	9	12	20
(Selected in the 1st round, 20th overall, in the 2008 Entry Draft. Traded to Nashville on 1/22/14 for Kevin Klein.)												
16	Val Delory (LW)	1948-49	1	0	0	0	0	—	—	—	—	—
24	Ab DeMarco Jr. (D)	1969-70—1972-73	104	8	21	29	19	9	0	1	1	2
15	Ab DeMarco Sr. (C)	1943-44—1946-47	182	67	87	154	34	—	—	—	—	—
5	Tony Demers (RW)	1943-44	1	0	0	0	0	—	—	—	—	—
14, 21	Jean-Paul Denis (RW)	1946-47; 1949-50	10	0	2	2	2	—	—	—	—	—
51	David Desharnais (C)	2017-18	71	6	22	28	18	—	—	—	—	—
(Signed as a free agent on 7/5/17. Left via free agency.)												
11	Vic Desjardins (C)	1931-32	48	3	3	6	16	7	0	0	0	0
33	Andre Deveaux (C)	2011-12	9	0	1	1	29	—	—	—	—	—
(Signed as a free agent on 8/16/11. Left via free agency.)												
4	Greg de Vries (D)	2003-04	53	3	12	15	37	—	—	—	—	—
(Signed as a free agent on 7/14/03. Traded to Ottawa on 3/9/04 for Karel Rachunek and Alexandre Giroux.)												
2	Tom Dewar (D)	1943-44	9	0	2	2	4	—	—	—	—	—
4, 33	Raphael Diaz (D)	2013-14; 2015-16	11	1	1	2	4	5	0	1	1	0
(Acquired from Vancouver on 3/5/14 for a 2015 5th round choice (Ryan Pilon). Left via free agency. Signed as a free agent on 7/1/15. Left via free agency.)												
17, 14	Herb Dickenson (LW)	1951-52—1952-53	48	18	17	35	10	—	—	—	—	—
4	Bob Dill (D)	1943-44—1944-45	76	15	15	30	135	—	—	—	—	—
15, 8	Cecil Dillon (RW)	1930-31—1938-39	409	160	121	281	100	38	13	9	22	14
11, 9, 10	Wayne Dillon (C)	1975-76—1977-78	216	43	66	109	58	3	0	1	1	0
16	Rob DiMaio (RW)	1999-00	12	1	3	4	8	—	—	—	—	—
(Acquired from Boston on 3/10/00 for Mike Knuble. Traded to Carolina on 8/4/00 with Darren Langdon for Sandy McCarthy and a 2001 4th round draft choice (Bryce Lampman).)												
16	Marcel Dionne (C)	1986-87—1988-89	118	42	56	98	80	6	1	1	2	2
44	Per Djoos (D)	1991-92—1992-93	56	2	19	21	42	—	—	—	—	—
(Acquired from Detroit on 3/5/91 with Joe Kocur for Kevin Miller, Jim Cummins, and Dennis Viad. Left via free agency.)												
3	Gary Doak (D)	1971-72	50	1	10	11	54	12	0	0	0	46
25, 21	Jason Doig (D)	1999-00—2000-01	10	0	1	1	22	—	—	—	—	—
(Acquired from Phoenix on 3/23/99 with a 1999 6th round draft choice (Jay Dardis) for Stan Neckar. Traded to Ottawa on 6/29/01 with Jeff Ulmer for Sean Gagnon.)												

ALL-TIME PLAYER REGISTER

No.	Name & Position	Years Played	Regular Season					Playoffs				
			GP	G	A	PTS	PIM	GP	G	A	PTS	PIM
28	Tie Domi (RW)	1990-91–1992-93	82	5	4	9	526	6	1	1	2	32
(Acquired from Toronto on 6/28/90 with Mark Laforest for Greg Johnston. Traded to Winnipeg on 12/28/92 with Kris King for Ed Olczyk.)												
8	Ted Donato (C)	2002-03	49	2	1	3	6	—	—	—	—	—
(Signed as a free agent on 7/8/02. Left via free agency.)												
22	Mike Donnelly (LW)	1986-87–1987-88	22	3	3	6	8	—	—	—	—	—
2, 27,	Andre Dore (D)	1978-79–1982-83;										
33		1984-85	139	8	38	46	153	10	1	1	2	16
8	Jim Dorey (D)	1971-72	1	0	0	0	0	1	0	0	0	0
15	Derek Dorsett (RW)	2012-13–2013-14	51	4	4	8	128	34	0	2	2	47
(Acquired from Columbus on 4/3/13 with Derick Brassard, John Moore, and a 2014 6th round draft choice (later traded) for Marian Gaborik, Steven Delisle, and Blake Parlett. Traded to Vancouver on 6/27/14 for a 2014 3rd round draft choice (Keegan Iverson).)												
33	Bruce Driver (D)	1995-96–1997-98	220	13	74	87	136	26	0	8	8	6
(Signed as a free agent on 8/24/95. Retired following the 1997-98 season.)												
19, 16	Jim Drummond (D)	1944-45	2	0	0	0	0	—	—	—	—	—
23	Chris Drury (C)	2007-08–2010-11	264	62	89	151	116	21	4	4	8	12
(Signed as a free agent on 7/1/07. Contract bought out on 6/29/11.)												
19, 14	Christian Dube (C)	1996-97; 1998-99	33	1	1	2	4	3	0	0	0	0
(Selected in the 2nd round, 39th overall, in the 1995 Entry Draft. Left via free agency.)												
54, 17	Brandon Dubinsky (C)	2006-07–2011-12	393	81	132	213	457	31	7	10	17	46
(Selected in the 2nd round, 60th overall, in the 2004 Entry Draft. Traded to Columbus on 7/23/12 with Artem Anisimov, Tim Erixon, and a 2013 1st round draft choice (Kerby Rychel) for Rick Nash, Steven Desislle and a 2013 3rd round draft choice (Pavel Buchnevich).)												
63	Anthony Duclair (LW)	2014-15	18	1	6	7	4	—	—	—	—	—
(Selected in the 3rd round, 80th overall, in the 2013 Entry Draft. Traded to Arizona on 3/1/15, along with John Moore, a 2015 2nd round draft choice (later traded), and a 2016 1st round draft choice (later traded), for Keith Yandle, Chris Summers, and a 2016 4th round draft choice (Tarmo Reunanen).)												
9	Dick Duff (LW)	1963-64–1964-65	43	7	13	20	22	—	—	—	—	—
(Acquired from Toronto on 2/22/64 with Bob Nevin, Rod Seiling, Arnie Brown, and Bill Collins for Andy Bathgate and Don McKenney. Traded to Montreal on 12/21/64 with Dave McComb for Bill Hicke and the loan of Jean-Guy Morrisette for the remainder of the 1964-65 season.)												
16, 6	Marc Dufour (RW)	1963-64–1964-65	12	1	0	1	2	—	—	—	—	—
10, 44	Ron Duguay (C)	1977-78–1982-83;										
		1986-87–1987-88	499	164	176	340	370	69	28	19	47	103
(Selected in the 1st round, 13th overall, in the 1977 Amateur Draft. Traded to Detroit on 6/14/83 with Ed Mio and Ed Johnstone for Willie Huber, Mark Osborne, and Mike Blaisdell. Acquired from Pittsburgh on 1/21/87 for Chris Kontos. Traded to Los Angeles on 2/22/88 for Mark Hardy.)												
19	Craig Duncanson (RW)	1992-93	3	0	1	1	0	—	—	—	—	—
(Signed as a free agent on 9/4/92. Left via free agency.)												
25	Andre Dupont (D)	1970-71	7	1	2	3	21	—	—	—	—	—
(Selected in the 1st round, 8th overall, in the 1969 Amateur Draft. Traded to St. Louis on 11/5/71 with Jack Egers, Mike Murphy, and future considerations for Gene Carr, Jim Lorentz, and Wayne Connelly.)												
39	Brodie Dupont (C)	2010-11	1	0	0	0	0	—	—	—	—	—
(Selected in the 3rd round, 66th overall, in the 2005 Entry Draft. Traded to Nashville on 7/2/11 for Andreas Thuresson.)												
61	Pascal Dupuis (LW)	2006-07	6	1	0	1	0	—	—	—	—	—
(Acquired from Minnesota on 2/9/07 for Adam Hall. Traded to Atlanta on 2/27/07 with a 2007 3rd round draft choice (later traded) for Alex Bourret.)												
22	Benoit Dusaublon (C)	2003-04	3	0	0	0	2	—	—	—	—	—
(Signed as free agent on 10/1/01. Left via free agency.)												
17	Duke Dutkowsky (D)	1933-34	29	0	6	6	18	2	0	0	0	0
20	Radek Dvorak (RW)	1999-00–2002-03	256	65	99	164	60	—	—	—	—	—
(Acquired from San Jose on 12/30/99 for Todd Harvey and a 2001 4th round draft choice (Dimitri Patzold). Traded to Edmonton on 3/11/03 with Cory Cross for Anson Carter and Ales Piza.)												
32	Gordie Dwyer (LW)	2002-03	17	0	1	1	50	—	—	—	—	—
(Acquired from Tampa Bay on 10/10/02 for Boyd Kane. Claimed off waivers by Montreal on 2/21/03.)												
8	Henry Dyck (LW)	1943-44	1	0	0	0	0	—	—	—	—	—
28	Dallas Eakins (D/LW)	1996-97	3	0	0	0	6	4	0	0	0	4
(Acquired from Phoenix on 2/6/97 with Mike Eastwood for Jay More. Left via free agency.)												
32	Mike Eastwood (C)	1996-97–1997-98	75	6	12	18	26	15	1	2	3	22
(Acquired from Phoenix on 2/6/97 with Dallas Eakins for Jay More. Traded to St. Louis on 3/24/98 for Harry York.)												
2, 17	Frank Eddolls (D)	1947-48–1951-52	260	18	34	52	88	13	0	1	1	4
6	Pat Egan (D)	1949-50–1950-51	140	10	21	31	120	12	3	1	4	6
21, 23,	Jack Egers (RW)	1969-70–1971-72;										
20, 24		1973-74	111	13	14	27	72	16	4	1	5	16
44	Steve Eminger (D)	2010-11–2012-13	142	4	10	14	58	15	0	2	2	4
(Acquired from Anaheim on 7/9/10 for Aaron Voros and Ryan Hillier. Left via free agency.)												
25	Anders Eriksson (D)	2009-10	8	0	2	2	0	—	—	—	—	—
(Acquired from Phoenix on 3/3/10 for Miika Wiikman and a 7th round draft choice in 2011 (Zac Larrazza). Left via free agency.)												
36, 20	Jan Erixon (LW)	1983-84–1992-93	556	57	159	216	167	58	7	7	14	16
(Selected in the 2nd round, 30th overall, in the 1981 Entry Draft. Retired following the 1992-93 season.)												
53	Tim Erixon (D)	2011-12	18	0	2	2	8	—	—	—	—	—
(Acquired from Calgary on 6/1/11 with a 2011 5th round draft choice (Shane McColgan) for Roman Horak and two 2011 2nd round draft choices (Markus Granlund and Tyler Wotherspoon). Traded to Columbus on 7/23/12 with Brandon Dubinsky, Artem Anisimov, and a 2013 1st round draft choice (Kerby Rychel) for Rick Nash, Steven Delisle, and a 2013 3rd round draft choice (Pavel Buchnevich).)												
12	Bob Errey (LW)	1997-98	12	0	0	0	7	—	—	—	—	—
(Acquired from Dallas on 3/24/98 with Todd Harvey and a 1998 4th round draft choice (Boyd Kane) for Mike Keane, Brian Skrudland, and a 1998 8th round draft choice (Pavel Patera). Retired following the 1997-98 season.)												
5, 12, 77	Phil Eposito (C)	1975-76–1980-81	422	184	220	404	263	30	11	16	27	33
(Acquired from Boston on 11/7/75 with Carol Vadnais for Jean Ratelle, Brad Park, and Joe Zanuski. Retired on 1/9/81.)												
96	Emerson Etem (RW)	2015-16	19	0	3	3	2	—	—	—	—	—
(Acquired from Anaheim on 6/27/15 with a 2015 2nd round draft choice (Ryan Groppe) for Carl Hagelin, a 2015 2nd round draft choice (Julius Nattinen), and a 2015 6th round draft choice (Garrett Metcalfe). Traded to Vancouver on 1/8/16 for Nicklas Jensen and a 2017 6th round draft choice (Dominik Lakatos).)												
20, 16, 19, 3, 2, 22, 5	Jack Evans (D)	1948-49–1951-52; 1953-54–1957-58	408	15	38	53	671	16	1	1	2	39

ALL-TIME PLAYER REGISTER

NO.	NAME & POSITION	YEARS PLAYED	REGULAR SEASON					PLAYOFFS				
			GP	G	A	PTS	PIM	GP	G	A	PTS	PIM
5	Bill Ezinicki (RW)	1954-55	16	2	2	4	22	—	—	—	—	—
18	Trevor Fahey (LW)	1964-65	1	0	0	0	0	—	—	—	—	—
21, 10	Bill Fairbairn (RW)	1968-69—1976-77	536	138	224	362	161	51	13	21	34	42
44	Justin Falk (D)	2013-14	21	0	2	2	20	—	—	—	—	—
(Acquired from Minnesota on 6/30/13 for Benn Ferriero and a 2014 6th round draft choice (Chase Lang). Left via free agency.)												
3	Dave Farrish (D)	1976-77—1978-79	217	6	41	47	225	10	0	2	2	14
(Selected in the 2nd round, 24th overall, in the 1976 Amateur Draft. Claimed by Quebec in NHL Expansion Draft on 6/13/79.)												
*12, 19, 17	Jesper Fast (RW)	2013-14—2018-19	353	43	75	118	96	39	6	8	14	2
(Selected in the 6th round, 157th overall, in the 2010 Entry Draft.)												
38, 27	Rico Fata (RW)	2001-02—2002-03	46	2	4	6	6	—	—	—	—	—
(Claimed off waivers from Calgary on 10/3/01. Traded to Pittsburgh on 2/10/03 with Joel Bouchard, Richard Lintner, and Mikael Samuelsson for Alex Kovalev, Dan LaCouture, Janne Laukkanen, and Mike Wilson.)												
6	Glen Featherstone (D)	1994-95	6	1	0	1	18	—	—	—	—	—
(Acquired from Boston on 8/19/94 for Daniel Lacroix. Traded to Hartford on 3/23/95 with Michael Stewart, a 1995 1st round draft choice (Jean-Sebastien Giguere), and a 1996 4th round draft choice (Steve Wasyiko) for Pat Verbeek.)												
17	Fedor Fedorov (LW)	2005-06	3	0	0	0	6	—	—	—	—	—
(Acquired from Vancouver on 10/7/05 in exchange for Jozef Balej and a conditional draft pick. Left via free agency.)												
19, 26	Ruslan Fedotenko (LW)	2010-11—2011-12	139	19	26	45	41	25	2	7	9	12
(Signed as a free agent on 10/4/10. Left via free agency.)												
37	Brent Fedyk (LW)	1998-99	67	4	6	10	30	—	—	—	—	—
(Signed as a free agent on 8/13/98. Left via free agency.)												
32	Tony Feltrin (D)	1985-86	10	0	0	0	21	—	—	—	—	—
25, 42	Paul Fenton (LW)	1986-87	8	0	0	0	2	—	—	—	—	—
14	Chris Ferraro (C)	1995-96—1996-97	14	2	1	3	6	—	—	—	—	—
(Selected in the 4th round, 85th overall, in the 1992 Entry Draft. Claimed off waivers by Pittsburgh on 10/1/97.)												
17, 21, 14	Peter Ferraro (RW)	1995-96—1996-97; 1997-98	8	0	1	1	2	2	0	0	0	0
(Selected in the 1st round, 24th overall, in the 1992 Entry Draft. Claimed off waivers by Pittsburgh on 10/1/97. Claimed off waivers from Pittsburgh on 1/4/98. Left via free agency.)												
21	Ray Ferraro (C)	1995-96	65	25	29	54	82	—	—	—	—	—
(Signed as a free agent on 7/19/95. Traded to Los Angeles on 3/14/96 with Mattias Norstrom, Ian Laperriere, Nathan LaFayette and a 1997 4th round draft choice (Sean Blanchard) for Marty McSorley, Shane Churla, and Jari Kurri.)												
36	Benn Ferriero (RW)	2012-13	4	0	1	1	0	—	—	—	—	—
(Acquired from Pittsburgh on 1/24/13 for Chad Kolarik. Traded to Minnesota on 6/30/13 with a 2014 6th round draft choice (Chase Lang) for Justin Falk.)												
26	Jeff Finley (D)	1997-98—1998-99	65	1	6	7	55	—	—	—	—	—
(Signed as a free agent on 7/16/97. Traded to St. Louis on 2/13/99 with Geoff Smith for future considerations (Chris Kenady.)												
41	Peter Fiorentino (D)	1991-92	1	0	0	0	0	—	—	—	—	—
(Selected in the 11th round, 215th overall, in the 1988 Entry Draft. Left via free agency. Signed as a free agent 8/6/96. Retired following the 1997-98 season.)												
4, 12, 11	Dunc Fisher (RW)	1947-48—1950-51	142	21	37	58	82	13	3	4	7	14
6	Sandy Fitzpatrick (C)	1964-65	4	0	0	0	2	—	—	—	—	—
8	Pat Flatley (RW)	1996-97	68	10	12	22	26	11	0	0	0	14
(Signed as a free agent on 9/6/96. Retired following the 1996-97 season.)												
9, 21	Reg Fleming (D/LW)	1965-66—1968-69	241	50	49	99	540	13	0	4	4	22
14	Theo Fleury (RW)	1999-00—2001-02	224	69	132	201	406	—	—	—	—	—
(Signed as a free agent on 7/8/99. Traded to San Jose on 6/26/02 as future considerations of trade with Sharks on 6/23/02.)												
*38	Steven Fogarty (C)	2017-18—2018-19	11	0	0	0	2	—	—	—	—	—
(Selected in the 3rd round, 72nd overall, in the 2011 Entry Draft.)												
18	Gerry Foley (RW)	1956-57—1957-58	137	9	14	23	87	9	0	1	1	2
14	Val Fonteyne (LW)	1963-64—1964-65	96	7	19	26	6	—	—	—	—	—
5, 8	Lou Fontinato (D)	1954-55—1960-61	419	22	57	79	940	15	0	1	1	19
17	Colin Forbes (LW)	2000-01	19	1	4	5	15	—	—	—	—	—
(Acquired from Ottawa on 3/1/01 for Eric Lacroix. Left via free agency.)												
4	Harry "Yip" Foster (D)	1929-30	31	0	0	0	16	—	—	—	—	—
17, 3	Herb Foster (LW)	1940-41; 1947-48	6	1	0	1	0	—	—	—	—	—
22	Nick Fotiu (LW)	1976-77—1978-79;	455	41	62	103	970	24	0	3	3	27
6	Archie Fraser (C)	1943-44										
21	Scott Fraser (RW)	1998-99	28	2	4	6	14	—	—	—	—	—
(Signed as a free agent on 7/2/98. Retired following the 1998-99 season.)												
49	Dan Fritsche (LW)	2008-09	16	1	3	4	2	—	—	—	—	—
(Acquired from Columbus on 7/2/08 with Nikolai Zherdev for Fedor Tyutin and Christian Backman. Traded to Minnesota on 1/29/09 for Erik Reitz.)												
31	Alex Frolov (LW)	2010-11	43	7	9	16	8	—	—	—	—	—
(Signed as a free agent on 7/27/10. Left via free agency.)												
38, 8	Robbie Forek (C)	1981-82—1984-85	170	32	55	87	122	14	8	4	12	11
10	Marian Gaborik (RW)	2009-10—2012-13	255	114	115	229	97	25	6	7	13	4
(Signed as a free agent on 7/1/09. Traded to Columbus on 4/3/13 with Steven Delisle and Blake Parlett for Derrick Brassard, Derek Dorsett, John Moore, and a 2014 6th round draft choice (later traded.)												
4, 2	Bill Gadsby (D)	1954-55—1960-61	457	58	212	270	411	16	2	8	10	10
9	Dave Gagner (C)	1984-85—1986-87	80	11	16	27	47	—	—	—	—	—
(Selected in the 1st round, 12th overall, in the 1983 Entry Draft. Traded to Minnesota on 10/6/87 with Jay Caulfield for Paul Boutilier and Jari Gronstrand.)												
8	Norm "Dutch" Gainer (C)	1931-32	46	3	9	12	9	7	0	0	0	2
4	Maxim Galanov (D)	1997-98	6	0	1	1	2	—	—	—	—	—
(Selected in the 3rd round, 61st overall, in the 1993 Entry Draft. Selected by Pittsburgh on 10/5/98 in the NHL Waiver Draft.)												
12, 17	Cal Gardner (C)	1945-46—1947-48	126	28	36	64	103	5	0	0	0	0
20, 15	Red Garrett (D)	1942-43	23	1	1	2	18	—	—	—	—	—
22	Mike Gartner (RW)	1989-90—1993-94	322	173	113	286	231	29	14	12	26	16
(Acquired from Minnesota on 3/6/90 for Ulf Dahlen, a 1990 4th round draft choice (Cal McGowan), and future considerations. Traded to Toronto on 3/21/94 for Glenn Anderson, a 1994 4th round draft choice (Alexander Korobolin), and Scott Malone.)												

ALL-TIME PLAYER REGISTER

NO.	NAME & POSITION	YEARS PLAYED	REGULAR SEASON					PLAYOFFS				
			GP	G	A	PTS	PIM	GP	G	A	PTS	PIM
9, 16	Fern Gauthier (RW)	1943-44	33	14	11	25	0	—	—	—	—	—
10, 7	Jean-Guy Gendron (LW)	1955-56—1957-58; 1961-62	272	38	41	79	213	22	6	3	9	21
(Acquired from Providence (AHL) on 5/9/55 for Bill Ezinicki and cash. Claimed by Boston in NHL Intra-League Draft on 6/4/58. Claimed from Montreal in NHL Intra-League Draft on 6/14/61. Claimed by Boston in NHL Intra-League Draft on 6/6/62.)												
5	Bernie Geoffrion (RW)	1966-67—1967-68	117	22	41	63	53	5	2	1	3	0
(Claimed off waivers from Montreal on 6/27/66. Retired following 1967-68 season to become Rangers Head Coach on 6/4/68.)												
12	Ken Gernander (RW)	1995-96—1996-97; 2003-04	12	2	3	5	6	15	0	0	0	0
(Signed as a free agent on 9/9/94. Retired following the 2004-05 season.)												
*25	Tim Gettinger (LW)	2018-19	4	0	0	0	0	—	—	—	—	—
(Selected in the 5th round, 141st overall, in the 2016 Entry Draft.)												
17	Greg Gilbert (LW)	1993-94	76	4	11	15	29	23	1	3	4	8
(Signed as a free agent on 7/29/93. Selected by St. Louis on 1/18/95 in the NHL Waiver Draft.)												
14, 7	Rod Gilbert (RW)	1960-61—1977-78	1065	406	615	1021	510	79	34	33	67	43
6	Curt Giles (D)	1986-87—1987-88	74	2	17	19	60	5	0	0	0	6
16	Randy Gilhen (C)	1991-92—1992-93	73	10	9	19	22	13	1	2	3	2
(Acquired from Los Angeles on 12/23/91 for Corey Millen. Traded to Tampa Bay on 3/22/93 for Mike Hartman.)												
6	Jere Gillis (LW)	1980-81—1981-82	61	13	19	32	20	14	2	5	7	9
58	John Gilmour (D)	2017-18—2018-19	33	2	3	5	18	—	—	—	—	—
(Signed as a free agent on 8/18/16. Left via free agency.)												
97	Matt Gilroy (D)	2009-10—2010-11; 2012-13	142	7	19	26	43	5	1	0	1	2
(Signed as a free agent on 4/17/09. Left via free agency. Signed as a free agent on 1/13/13. Left via free agency.)												
46, 5	Dan Girardi (D)	2006-07—2016-17	788	46	184	230	275	122	6	27	33	36
(Signed as a free agent on 7/1/06. Contract bought out on 6/15/17.)												
39	Alexandre Giroux (LW)	2005-06	1	0	0	0	0	—	—	—	—	—
(Acquired from Ottawa on 3/9/04 with Karel Rachunek for Greg de Vries. Left via free agency.)												
15	Tanner Glass (LW)	2014-15—2016-17	134	6	9	15	181	30	1	4	5	42
(Signed as a free agent on 7/1/14. Left via free agency.)												
8	Howie Glover (RW)	1963-64	25	1	0	1	9	—	—	—	—	—
19	Pete Goegan (D)	1961-62	7	0	2	2	6	—	—	—	—	—
12	Bill Goldsworthy (RW)	1976-77—1977-78	68	10	13	23	55	—	—	—	—	—
14	Leroy Goldsworthy (RW)	1929-30	44	4	1	5	16	4	0	0	0	2
19, 11	Hank Guldup (LW)	1942-43; 1944-45—1945-46	102	34	46	80	69	—	—	—	—	—
19	Scott Gomez (C)	2007-08—2008-09	158	32	96	128	96	17	6	10	16	12
(Signed as a free agent on 7/1/07. Traded to Montreal on 6/30/09 with Tom Pyatt and Mike Busto for Chris Higgins, Ryan McDonagh, Pavel Valentenko, and Doug Janik.)												
16, 36, 39	Daniel Goneau (LW)	1996-97—1997-98; 1999-00	53	12	3	15	14	—	—	—	—	—
(Selected in the 2nd round, 48th overall, in the 1996 Entry Draft. Left via free agency.)												
16, 17	Billy Gooden (LW)	1942-43—1943-44	53	9	12	21	15	—	—	—	—	—
10, 16, 19	Jack Gordon (C)	1948-49—1950-51	36	3	10	13	0	9	1	1	2	7
11	Benoit Gosselin (LW)	1977-78	7	0	0	0	33	—	—	—	—	—
20, 9	Phil Goyette (C)	1963-64—1968-69; 1971-72	396	98	231	329	49	26	2	4	6	6
40	Michael Grabner (RW)	2016-17—2017-18	135	52	19	71	22	12	4	2	6	0
(Signed as a free agent on 7/1/16. Traded to New Jersey on 2/22/18 for Yegor Rykov and a 2018 2nd round draft choice (later traded).)												
91	Evgeny Grachev (C)	2010-11	8	0	0	0	0	—	—	—	—	—
(Selected in the 3rd round, 75th overall, in the 2008 Entry Draft. Traded to St. Louis on 6/25/11 for a 2011 third round draft choice (Steven Fogarty).)												
39, 18	Tony Granato (RW)	1988-89—1989-90	115	43	45	88	217	4	1	1	2	21
(Selected in the 6th round, 120th overall, in the 1982 Entry Draft. Traded to Los Angeles on 1/20/90 with Tomas Sandstrom for Bernie Nicholls.)												
23	Norm Gratton (LW)	1971-72	3	0	1	1	0	—	—	—	—	—
11, 9	Adam Graves (LW)	1991-92—2000-01	772	280	227	507	810	68	28	16	44	70
(Signed as a free agent on 9/3/91 (Edmonton received Troy Mallette as compensation on 9/9/91). Traded to San Jose on 6/24/01 for Mikael Samuelsson and Christian Gosselin.)												
2	Alex Gray (RW)	1927-28	43	7	1	8	28	9	1	0	1	0
22, 44	Josh Green (LW)	2002-03; 2003-04	18	3	2	5	10	—	—	—	—	—
(Acquired from Edmonton on 12/12/02 for a 2004 conditional draft choice. Claimed off waivers by Washington on 1/15/03. Claimed off waivers from Calgary on 3/6/04. Left via free agency.)												
47	Mike Green (C)	2003-04	13	1	2	3	2	—	—	—	—	—
(Claimed off waivers from Florida on 3/9/04. Rights traded to Dallas on 6/14/06 for a 2008 conditional draft pick.)												
4, 20	Ron Greschner (D)	1974-75—1989-90	981	179	431	610	1226	84	17	32	49	106
(Selected in the 2nd round, 32nd overall, in the 1974 Amateur Draft. Retired following the 1989-90 season.)												
99	Wayne Gretzky (C)	1986-97—1998-99	234	57	192	249	70	15	10	10	20	2
(Signed as a free agent on 7/21/96. Retired following the 1998-99 season.)												
5	Jari Gronstrand (D)	1987-88	62	3	11	14	63	—	—	—	—	—
22, 8	Michal Grosse (LW)	2000-01—2001-02	80	12	13	25	73	—	—	—	—	—
(Acquired from Chicago on 10/5/00 with Brad Brown for future considerations. Left via free agency.)												
2	Jocelyn Guevremont (D)	1979-80	20	2	5	7	6	—	—	—	—	—
12, 16, 20	Aldo Guidolin (D/RW)	1952-53—1955-56	182	9	15	24	117	—	—	—	—	—
25	Alexei Gusarov (D)	2000-01	26	1	3	4	6	—	—	—	—	—
(Acquired from Colorado on 12/28/00 for a 2001 5th round draft choice (Frantisek Skladany). Traded to St. Louis on 3/5/01 for Peter Smrek.)												
11	Vic Hadfield (LW)	1961-62—1973-74	841	262	310	572	1041	62	22	19	41	106
(Claimed from Chicago in NHL Intra-League Draft on 6/14/61. Traded to Pittsburgh on 5/27/74 for Nick Beverley.)												
62	Carl Hagelin (LW)	2011-12—2014-15	266	58	72	130	132	73	12	14	26	39
(Selected in the 6th round, 168th overall, in the 2007 Entry Draft. Traded to Anaheim on 6/27/15 with a 2015 2nd round draft choice (Julius Nattinen) and a 2015 6th round draft choice (Garrett Metcalfe) for Emerson Etem and a 2015 2nd round draft choice (Ryan Gropp).)												

ALL-TIME PLAYER REGISTER

NO.	NAME & POSITION	YEARS PLAYED	REGULAR SEASON					PLAYOFFS				
			GP	G	A	PTS	PIM	GP	G	A	PTS	PIM
*43	Libor Hajek (D)	2018-19	5	1	0	1	6	—	—	—	—	—
(Acquired from Tampa Bay on 2/26/18 with Vladislav Namestnikov, Brett Howden, a 2018 1st round draft choice (Nils Lundkvist), and a 2019 2nd round draft choice (Karl Henriksson) for Ryan McDonagh and J.T. Miller.)												
32	Micheal Haley (C)	2012-13	9	0	0	0	12	2	0	0	0	0
(Signed as a free agent on 7/1/12. Left via free agency.)												
18	Adam Hall (RW)	2006-07	49	4	8	12	18	—	—	—	—	—
(Acquired from Nashville on 7/19/06 for Dominic Moore. Traded to Minnesota on 2/9/07 for Pascal Dupuis.)												
19	Wayne Hall (LW)	1960-61	4	0	0	0	0	—	—	—	—	—
15	Jeff Halpern (C)	2012-13	30	0	1	1	8	—	—	—	—	—
(Signed as a free agent on 7/10/12. Claimed off waivers by Montreal on 3/23/13.)												
25, 6	Al Hamilton (D)	1965-66;										
		1967-68—1969-70	81	0	5	5	62	6	0	0	0	2
6	Ken Hammond (D)	1988-89	3	0	0	0	0	—	—	—	—	—
22	Ted Hampson (C)	1960-61—1962-63	184	14	40	54	16	6	0	1	1	0
40	Roman Hamrlik (D)	2012-13	12	0	0	0	6	2	0	1	1	2
(Claimed off waivers from Washington on 3/6/13. Retired following the 2012-13 season.)												
6, 16, 11, 2	John Hanna (D)	1958-59—1960-61	177	6	26	32	204	—	—	—	—	—
6	Pat Hannigan (LW)	1960-61—1961-62	109	19	23	42	58	4	0	0	0	2
14	Mark Hardy (D)	1987-88;										
		1988-89—1992-93	284	7	52	59	409	26	0	6	6	94
(Acquired from Los Angeles on 2/23/88 for Ron Duguay. Traded to Minnesota on 6/13/88 for future considerations (Louie Debrusk). Acquired from Minnesota on 12/9/88 for Larry Bernard and a 1989 5th round draft choice (Rhys Hollyman). Traded to Los Angeles on 3/22/93 with a 1993 5th round draft choice (Frederik Beaubien) for John McIntyre.)												
3	Ron Harris (D)	1972-73—1975-76	147	6	30	36	64	24	4	3	7	25
17	Ed Harrison (LW)	1950-51	5	1	0	1	0	—	—	—	—	—
18	Mike Hartman (LW)	1992-93—1994-95	39	1	1	2	80	—	—	—	—	—
(Acquired from Tampa Bay on 3/22/93 for Randy Gilhen. Left via free agency.)												
2	Doug Harvey (D)	1961-62—1963-64	151	10	61	71	144	6	0	1	1	2
20, 10	Todd Harvey (RW)	1998-99—1999-00	68	14	20	34	134	—	—	—	—	—
(Acquired from Dallas on 3/24/98 with Bob Errey and a 1998 4th round draft choice (Boyd Kane) for Mike Keane, Brian Skrudland, and a 1998 6th round draft choice (Pavel Patera). Traded to San Jose on 12/30/99 with a 2001 4th round draft choice (Dimitri Patzold) for Radek Dvorak.)												
4	Kevin Hatcher (D)	1999-00	74	4	19	23	38	—	—	—	—	—
(Acquired from Pittsburgh on 9/30/99 for Peter Popovic. Left via free agency.)												
12	Gordie Haworth (C)	1952-53	2	0	1	1	0	—	—	—	—	—
13	Kevin Hayes (C)	2014-15—2018-19	361	87	129	216	98	34	2	8	10	10
(Signed as a free agent on 8/20/14. Traded to Winnipeg on 2/25/19 for Brendan Lemieux, a 2019 1st round draft choice (later traded - re-acquired by Winnipeg), and a 2022 conditional 4th round draft choice (conditions not met).)												
25	Paul Healey (LW)	2003-04	4	0	0	0	0	—	—	—	—	—
(Signed as a free agent on 7/28/03. Traded to Florida on 3/9/04 for Jeff Paul.)												
19	Mark Heaslip (RW)	1976-77—1977-78	48	6	10	16	65	3	0	0	0	0
40, 26	Randy Heath (LW)	1984-85—1985-86	13	2	4	6	15	—	—	—	—	—
12, 14	Andy Heberton (RW)	1955-56—1962-63	560	177	191	368	80	22	6	5	11	8
15	Anders Hedberg (RW)	1978-79—1984-85	465	172	225	397	144	58	22	24	46	31
49	Ilkka Heikkinen (D)	2009-10	7	0	0	0	0	—	—	—	—	—
(Signed as a free agent on 5/20/09. Left via free agency.)												
23	Bill Heindl (LW)	1972-73	4	1	0	1	0	—	—	—	—	—
47	Barrett Heisten (LW)	2001-02	10	0	0	0	2	—	—	—	—	—
(Signed as a free agent on 6/11/01. Traded to Dallas on 3/12/02 with Manny Malhotra for Martin Rucinsky and Roman Lyashenko.)												
14, 3	Ott Heller (D)	1931-32—1945-46	649	54	176	230	467	61	6	8	14	61
23	Raimo Helminen (C)	1985-86—1986-87	87	12	34	46	12	2	0	0	0	0
21	Camille Henry (LW)	1953-54—1954-55;										
		1956-57—1964-65;										
		1967-68	637	256	222	478	72	22	3	7	10	5
18	Wally Hergesheimer (RW)	1951-52—1955-56;										
		1958-59	310	112	77	189	94	5	1	0	1	0
15	Orville "Obs" Heximer (LW)	1929-30	19	1	0	1	4	—	—	—	—	—
6	Bryan Hextall, Jr. (C)	1962-63	21	0	2	2	8	—	—	—	—	—
20, 15	Bryan Hextall, Sr. (RW)	1936-37—1943-44;										
		1945-46—1947-48	449	187	180	367	227	37	8	9	17	19
24, 21	Dennis Hextall (C)	1967-68—1968-69	13	1	4	5	25	2	0	0	0	0
18, 12, 17	Bill Hicke (RW)	1964-65—1966-67	137	18	33	51	58	—	—	—	—	—
28	Greg Hickey (LW)	1977-78	1	0	0	0	0	—	—	—	—	—
14, 16,	Pat Hickey (LW)	1975-76—1979-80;										
		1981-82	370	128	129	257	216	21	3	7	10	6
24		2009-10	55	6	8	14	32	—	—	—	—	—
21	Chris Higgins (LW)											
(Acquired from Montreal on 6/30/09 with Ryan McDonagh, Pavel Valentenko, and Doug Janik for Scott Gomez, Tom Pyatt, and Mike Busto. Traded to Calgary on 2/2/10 with Ales Kotalik for Olli Jokinen and Brandon Prust.)												
14	Ike Hildebrand (RW)	1953-54	32	6	10	16	12	—	—	—	—	—
16, 14, 8,	Dutch Hiller (LW)	1937-38—1940-41;										
18, 17		1943-44	198	49	69	118	116	23	3	4	7	7
16	Jim Hiller (RW)	1993-94	2	0	0	0	7	—	—	—	—	—
(Claimed off waivers from Detroit on 10/12/93. Left via free agency.)												
2	Wayne Hillman (D)	1964-65—1967-68	219	6	41	47	185	6	0	0	0	2
27, 37	Jan Hlavac (LW)	1999-00—2000-01;										
		2003-04	218	52	80	132	52	—	—	—	—	—
(Acquired from Calgary on 6/26/99 with a 1999 1st round draft choice (Jamie Lundmark) and a 1999 3rd round draft choice (later traded) for Marc Savard and a 1999 1st round draft choice (Oleg Saprykin). Traded to Philadelphia on 8/20/01 with Kim Johnsson, Pavel Brendl, and a 2003 3rd round draft choice (Stefan Ruzicka) for Eric Lindros and future considerations. Signed as a free agent on 8/28/03. Left via free agency.)												

ALL-TIME PLAYER REGISTER

NO.	NAME & POSITION	YEARS PLAYED	REGULAR SEASON					PLAYOFFS				
			GP	G	A	PTS	PIM	GP	G	A	PTS	PIM
88	Ken Hodge (RW)	1976-77–1977-78	96	23	45	68	51	—	—	—	—	—
22, 55	Nick Holden (D)	2016-17–2017-18	135	14	32	46	49	11	2	2	4	4
(Acquired from Colorado on 6/25/16 for a 2017 4th round draft choice (Petr Kvaca). Traded to Boston on 2/20/18 for Rob O'Gara and a 2018 3rd round draft choice (Joey Keane).)												
16	Bobby Holik (C)	2002-03–2003-04	146	41	50	91	148	—	—	—	—	—
(Signed as a free agent on 7/1/02. Club exercised buyout option on 7/29/05.)												
22	Jerry Holland (LW)	1974-75–1975-76	37	8	4	12	6	—	—	—	—	—
12	Peter Holland (C)	2017-18	23	1	3	4	7	—	—	—	—	—
(Acquired from Montreal on 11/30/17 for Adam Cracknell. Traded to Chicago on 2/18/19 for Darren Raddysh.)												
44	Ryan Hollweg (LW)	2005-06–2007-08	200	5	7	12	31	14	0	1	1	23
(Selected in the 8th round, 238th overall, in the 2001 Entry Draft. Traded to Toronto on 7/14/08 for a 2009 5th round draft choice (later traded).)												
17, 15	Greg Holst (C)	1975-76–1977-78	11	0	0	0	0	—	—	—	—	—
6	Miloslav Horava (D)	1988-89–1990-91	80	5	17	22	38	2	0	1	1	0
(Acquired from Edmonton on 10/23/86 with Don Jackson, Mike Golden, and future considerations (Stu Kulak) for Reijo Ruotsalainen, Ville Kentala, Clark Donatelli, and Jim Wiemer. Traded to Quebec on 5/25/91 for Stephane Guerdard.)												
3	Tim Horton (D)	1969-70–1970-71	93	3	23	26	73	19	2	5	7	42
11, 6, 15	Bronco Horvath (C)	1955-56–1956-57;	114	20	34	54	76	5	1	2	3	4
		1962-63										
23	Ed Hospodar (D)	1979-80–1981-82	122	8	23	31	442	19	3	0	3	135
81	Marcel Hossa (LW)	2005-06–2007-08	164	21	21	42	78	14	2	2	4	10
(Acquired from Montreal on 9/30/05 for Garth Murray. Traded to Phoenix on 2/26/08 with Al Montoya for David LeNeveu, Fredrik Sjostrom, Josh Gratton, and a 2009 5th round draft choice (Roman Horak).)												
*21	Brett Howden (C)	2018-19	66	6	17	23	14	—	—	—	—	—
(Acquired from Tampa Bay on 2/26/18 with Vladislav Namestnikov, Libor Hajek, a 2018 1st round draft choice (Nils Lundkvist), and a 2019 2nd round draft choice (Karl Henriksson) for Ryan McDonagh and J.T. Miller.)												
16, 9, 11	Vic Howe (RW)	1950-51;	33	3	4	7	10	—	—	—	—	—
		1953-54–1954-55										
3, 4	Harry Howell (D)	1952-53–1968-69	1160	82	263	345	1147	34	3	2	5	30
5, 21	Ron Howell (D/LW)	1954-55–1955-56	3	0	0	0	4	—	—	—	—	—
46	Marek Hrivik (LW)	2015-16–2016-17	21	0	3	3	2	—	—	—	—	—
(Signed as a free agent on 5/30/12. Left via free agency.)												
27	Willie Huber (D)	1983-84–1987-88	238	28	58	86	282	28	5	5	10	33
15	Mike Hudson (C)	1993-94	48	4	7	11	47	—	—	—	—	—
(Selected from Edmonton on 10/3/93 in the NHL Waiver Draft. Selected by Pittsburgh on 1/18/95 in the NHL Waiver Draft.)												
28	John Hughes (D)	1980-81	—	—	—	—	—	3	0	1	1	6
21	Jody Hull (RW)	1990-91–1991-92	50	5	8	13	12	—	—	—	—	—
(Acquired from Hartford on 7/9/90 for Carey Wilson and a 1991 3rd round draft choice (Michael Nylander). Traded to Ottawa on 7/28/92 for future considerations.)												
5	Fred Hunt (RW)	1944-45	44	13	9	22	6	—	—	—	—	—
44	Matt Hunwick (D)	2014-15	55	2	9	11	16	6	0	0	0	0
(Signed as a free agent on 7/1/14. Left via free agency.)												
2, 25	Larry Huras (D)	1976-77	2	0	0	0	0	—	—	—	—	—
32	Mike Hurlbut (D)	1992-93	23	1	8	9	16	—	—	—	—	—
(Selected on 6/10/88 in the NHL supplemental draft. Traded to Quebec on 9/7/93 for Alexander Karpovtsev.)												
11	Ron Hutchinson (C)	1960-61	9	0	0	0	0	—	—	—	—	—
38	Jarkko Immonen (C)	2005-06–2006-07	20	3	5	8	4	—	—	—	—	—
(Acquired from Toronto on 3/3/04 with Maxim Kondratiev, a 2004 1st round draft choice (later traded), and a 2005 2nd round draft choice (Michael Sauer) for Brian Leetch and a 2004 4th round draft choice (Roman Kukumberg). Left via free agency.)												
10	Earl Ingarfield (C)	1958-59–1966-67	527	122	142	264	187	10	4	2	6	4
4, 2	Ron Ingram (D)	1963-64–1964-65	19	1	3	4	10	—	—	—	—	—
27, 26	Ted Irvine (LW)	1969-70–1974-75	378	86	91	177	438	60	10	18	28	102
2, 6, 3	Ivan Irwin (D)	1953-54–1955-56;	151	2	26	28	214	5	0	0	0	8
		1957-58										
15	Brad Isbister (LW)	2006-07	19	1	4	5	14	4	0	0	0	2
(Acquired from Carolina on 11/21/06 for Jakub Petruzalek and future considerations. Left via free agency.)												
29	Don Jackson (D)	1986-87	22	1	0	1	91	—	—	—	—	—
14	Jeff Jackson (LW)	1986-87	9	5	1	6	15	6	1	1	2	16
68	Jaromir Jagr (RW)	2003-04–2007-08	277	124	195	319	220	23	10	17	27	26
(Acquired from Washington on 1/23/04 for Anson Carter. Left via free agency.)												
14	Jimmy Jamieson (D)	1943-44	1	0	1	1	0	—	—	—	—	—
27, 47	Mark Janssens (C)	1987-88–1991-92	157	14	15	29	338	15	5	1	6	16
15	(Selected in the 4th round, 72nd overall, in the 1986 Entry Draft. Traded to Minnesota on 3/10/92 for Mario Thyer and a 1993 3rd round draft choice (Maxim Galanov).)											
28, 6	Doug Jarrett (D)	1975-76–1976-77	54	0	4	4	23	—	—	—	—	—
8	Pierre Jarry (LW)	1971-72	34	3	3	6	20	—	—	—	—	—
17, 10	Larry Jeffrey (LW)	1967-68–1968-69	122	3	10	13	27	7	0	0	0	2
39, 15	Chris Jensen (RW)	1985-86–1987-88	52	7	11	18	23	—	—	—	—	—
39	Nicklas Jensen (RW)	2016-17	7	0	0	0	0	—	—	—	—	—
(Acquired from Vancouver on 1/8/16 with a 2017 6th round draft choice (Dominik Lakatos) for Emerson Etem. Left via free agency.)												
2	Joe Jerwa (D)	1930-31	33	4	7	11	72	4	0	0	0	8
26	Andreas Johansson (LW)	2001-02	70	14	10	24	46	—	—	—	—	—
(Claimed from Calgary in the NHL Waiver Draft on 9/29/00. Left via free agency.)												
5, 16,	Don Johns (D)	1960-61;	148	2	21	23	68	—	—	—	—	—
19, 6		1962-63–1964-65										
3, 33	Ivan "Ching" Johnson (D)	1926-27–1936-37	405	38	48	86	826	54	5	2	7	150
20, 24, 18	Jim Johnson (C)	1964-65–1966-67	8	1	0	1	0	—	—	—	—	—
3	Kim Johnson (D)	1999-00–2000-01	151	11	36	47	86	—	—	—	—	—
(Selected in the 11th round, 286th overall, in the 1994 Entry Draft. Traded to Philadelphia on 8/20/01 with Jan Hlavac, Pavel Brendl, and a 2003 3rd round draft choice (Stefan Ruzicka) for Eric Lindros and future considerations.)												

ALL-TIME PLAYER REGISTER

NO.	NAME & POSITION	YEARS PLAYED	REGULAR SEASON					PLAYOFFS				
			GP	G	A	PTS	PIM	GP	G	A	PTS	PIM
14, 17	Ed Johnstone (RW)	1975-76; 1977-78–1982-83	371	109	125	234	319	53	13	10	23	83
12	Olli Jokinen (C)	2009-10 (Acquired from Calgary on 2/2/10 with Brandon Prust for Ales Kotalik and Chris Higgins. Left via free agency.)	26	4	11	15	22	—	—	—	—	—
6	Bob Jones (LW)	1968-69	2	0	0	0	0	—	—	—	—	—
86	Josh Jooris (C)	2016-17 (Signed as a free agent on 7/15/16. Claimed off waivers by Arizona on 12/11/16.)	12	1	1	2	6	—	—	—	—	—
12, 15, 16	Bing Juckes (LW)	1947-48; 1949-50	16	2	1	3	6	—	—	—	—	—
18, 19	Bill Juzda (D)	1940-41–1941-42; 1945-46–1947-48	187	11	25	36	178	12	0	1	1	13
15, 11	Bob Kabel (C)	1959-60–1960-61	47	5	13	18	32	—	—	—	—	—
17	Alex Kaleta (LW)	1948-49–1950-51	181	32	37	69	84	10	0	3	3	0
45	Dmitri Kalinin (D)	2008-09	58	1	12	13	26	—	—	—	—	—
	(Signed as a free agent on 7/3/08. Traded to Phoenix on 3/4/09 with Nigel Dawes and Petr Prucha for Derek Morris.)											
13	Valeri Kamensky (LW)	1999-00–2000-01	123	27	39	66	60	—	—	—	—	—
	(Signed as a free agent on 7/6/99. Left via free agency.)											
43, 47	Steven Kamper (D)	2016-17–2017-18 (Signed as a free agent on 7/1/14. Traded to Florida on 10/6/14 with Andrew Yogan for Joey Crabb. Acquired from Florida on 11/8/16 with a conditional 2018 7th round draft choice (conditions not met) for Dylan McIlrath. Traded to Boston on 9/11/18 with a 2019 4th round draft choice (later traded) and a 7th round draft choice (Jake Schmalz) for Adam McQuaid.)	32	1	2	3	22	—	—	—	—	—
26	Sheldon Kannegieser (D)	1972-73–1973-74	15	1	4	5	10	1	0	0	0	2
33	Dave Karpa (D)	2001-02–2002-03 (Signed as a free agent on 7/1/01. Left via free agency.)	94	1	12	13	145	—	—	—	—	—
25	Alexander Karpovtsev (D)	1993-94–1998-99	280	22	75	97	211	44	2	8	10	36
6	Darius Kasparaitis (D)	2002-03–2006-07 (Signed as a free agent on 7/2/02. Left via free agency.)	215	6	28	34	260	2	0	0	0	0
12	Mike Keane (RW)	1997-98 (Signed as a free agent on 7/7/97. Traded to Dallas on 3/24/98 with Brian Skrudland and a 1998 6th round draft choice (Pavel Patera) for Todd Harvey, Bob Errey, and a 1998 4th round draft choice (Boyd Kane).)	70	8	10	18	47	—	—	—	—	—
21	Mike Keating (LW)	1977-78	1	0	0	0	0	—	—	—	—	—
11, 10	Butch Keeling (LW)	1928-29–1937-38	452	136	55	191	260	47	12	11	23	34
19	Ralph Keller (D)	1962-63	3	1	0	1	6	—	—	—	—	—
29	Chris Kenady (RW)	1999-00 (Acquired from St. Louis on 2/22/99 as future considerations as part of a trade with the Blues for Jeff Finley and Geoff Smith on 2/13/99. Left via free agency.)	2	0	0	0	0	—	—	—	—	—
6	Dean Kennedy (D)	1988-89	16	0	1	1	40	—	—	—	—	—
16	Ernest Kenny (D)	1930-31	6	0	0	0	0	—	—	—	—	—
12	Tim Kerr (RW)	1991-92 (Acquired from San Jose on 5/30/91 for Brian Mullen and future considerations. Traded to Hartford on 7/9/92 for future considerations.)	32	7	11	18	12	8	1	0	1	0
12, 19	Kris King (LW)	1989-90–1992-93 (Acquired from Detroit on 9/7/89 for Chris McRae and a 1990 5th round draft choice (Tony Burns.) Traded to Winnipeg on 12/28/92 with Tie Domi for Ed Olczyk.)	249	27	33	60	731	29	6	2	8	80
25	Steven King (RW)	1992-93 (Selected on 6/29/91 in the NHL supplemental draft. Selected by Anaheim on 6/24/93 in the NHL Expansion Draft.)	24	7	5	12	16	—	—	—	—	—
16	Bobby Kirk (RW)	1937-38	39	4	8	12	14	—	—	—	—	—
6	Bob Kirkpatrick (C)	1942-43	49	12	12	24	6	—	—	—	—	—
16, 11	Kelly Kisio (C)	1986-87–1990-91 (Acquired from Detroit on 7/29/86 with Lane Lambert, Jim Leavins, and a 1988 5th round draft choice (later traded) for Glen Hanlon, a 1987 3rd round draft choice (Dennis Holland), a 1988 3rd round draft choice (Guy Dupuis), and future considerations. Selected by Minnesota on 5/30/91 in the NHL Expansion Draft.)	336	110	195	305	415	18	2	9	11	19
8	Kevin Klein (D)	2013-14–2016-17 (Acquired from Nashville on 1/22/14 for Michael Del Zotto. Retired on 7/7/17.)	224	22	50	72	75	45	1	9	10	15
3	Scot Kleinendorst (D)	1982-83–1983-84	53	2	11	13	43	6	0	2	2	2
22	Tomas Kloucek (D)	2000-01–2001-02 (Selected in the 5th round, 131st overall, in the 1998 Entry Draft. Traded to Nashville on 12/12/02 with Rem Murray and Marek Zidlicky for Mike Dunham.)	95	2	7	9	211	—	—	—	—	—
22	Mike Knuble (RW)	1998-99–1999-00 (Acquired from Detroit on 10/19/98 for a 2000 2nd round draft choice (Tomas Kopecky). Traded to Boston on 3/10/00 for Rob DiMaio.)	141	24	25	49	44	48	2	4	6	84
26	Joe Kocur (RW)	1990-91–1995-96 (Acquired from Detroit on 3/5/91 with Per Djoos for Kevin Miller, Dennis Vial, and Jim Cummins. Traded to Vancouver on 3/20/96 for Kay Whitmore.)	278	14	15	29	537	48	2	4	6	84
25	Chad Kolarik (C)	2010-11 (Acquired from Columbus on 11/11/10 for Dane Byers. Traded to Pittsburgh on 1/24/13 for Benn Ferriero.)	4	0	1	1	2	—	—	—	—	—
24	Maxim Kondratiev (D)	2005-06 (Acquired from Toronto on 3/10/04 with Jarkko Immonen, a 2004 1st round draft choice (later traded), and a 2005 2nd round draft choice (Michael Sauer) for Brian Leach and a 2004 4th round draft choice (Roman Kukumberg). Traded to Anaheim on 1/8/06 for Petr Sykora and a 2007 4th round draft choice (later traded).)	29	1	2	3	22	—	—	—	—	—
23	Chris Kontos (C)	1982-83–1984-85	78	12	16	28	65	—	—	—	—	—
6	Mike Korney (RW)	1978-79	18	0	1	1	18	—	—	—	—	—
22, 29	Lauri Korpi (LW)	2007-08–2008-09 (Selected in the 1st round, 19th overall, in the 2004 Entry Draft. Traded to Phoenix on 7/13/09 for Enver Lisin.)	68	6	8	14	14	8	1	2	3	0
4	Michael Kostka (D)	2014-15 (Signed as a free agent on 7/1/14. Left via free agency.)	7	0	1	1	0	—	—	—	—	—
12	Ales Kotalik (RW)	2009-10 (Signed as a free agent on 7/9/09. Traded to Calgary on 2/2/10 with Chris Higgins for Olli Jokinen and Brandon Prust.)	45	8	14	22	38	—	—	—	—	—
16	Dick Kotanen (D)	1950-51	1	0	0	0	0	—	—	—	—	—
24	Chris Kotsopoulos (D)	1980-81	54	4	12	16	153	14	0	3	3	63
27	Alexei Kovalev (RW)	1992-93–1998-99; 2002-03–2003-04 (Selected in the 1st round, 15th overall, in the 1991 Entry Draft. Traded to Pittsburgh on 11/25/98 with Harry York for Petr Nedved, Sean Pronger, and Chris Tamer. Acquired from Pittsburgh on 2/10/03 with Dan LaCouture, Janne Laukkanen, and Mike Wilson for Joel Bouchard, Richard Lintner, Mikael Samuelsson, and Rico Fata. Traded to Montreal on 3/2/04 for Jozef Balef and a 2004 2nd round draft choice (Bruce Graham).)	492	142	188	330	533	44	16	23	39	42
6	Steve Kraftcheck (D)	1951-52–1952-53	127	10	18	28	75	—	—	—	—	—

ALL-TIME PLAYER REGISTER

NO.	NAME & POSITION	YEARS PLAYED	REGULAR SEASON					PLAYOFFS				
			GP	G	A	PTS	PIM	GP	G	A	PTS	PIM
*20	Chris Kreider (LW)	2011-12–2018-19	460	133	138	271	383	77	23	14	37	58
	(Selected in the 1st round, 19th overall, in the 2009 Entry Draft.)											
20	Jason Krog (C)	2006-07	9	2	0	2	4	—	—	—	—	—
	(Claimed off waivers from Atlanta on 11/2/07. Claimed off waivers by Atlanta on 2/27/07.)											
20, 19	Joe Krol (LW)	1936-37; 1938-39	2	1	1	2	0	—	—	—	—	—
25, 22	Jim Krulicki (LW)	1970-71	27	0	2	2	6	—	—	—	—	—
10, 15	Aggie Kukulowicz (C)	1952-53—1953-54	4	1	0	1	0	—	—	—	—	—
18	Stu Kulak (RW)	1986-87	3	0	0	0	0	3	0	0	0	2
14, 19	Eddie Kullman (RW)	1947-48—1948-49;										
		1950-51—1953-54	343	56	70	126	300	6	1	0	1	2
19, 17	Alan Kuntz (LW)	1941-42; 1945-46	45	10	12	22	12	6	1	0	1	2
17	Jari Kurri (RW)	1995-96	14	1	4	5	2	11	3	5	8	2
	(Acquired from Los Angeles on 3/14/96 with Marty McSorley and Shane Churla for Ray Ferraro, Mattias Norstrom, Ian Laperriere, Nathan LaFayette, and a 1997 4th round draft choice (Sean Blanchard). Left via free agency.)											
11, 25	Orland Kurtenbach (C)	1960-61;	199	30	61	91	191	15	2	4	6	50
		1966-67—1969-70										
8	Larry Kwong (RW)	1947-48	1	0	0	0	0	—	—	—	—	—
19, 17	Bill Kyle (C)	1949-50—1950-51	3	0	3	3	0	—	—	—	—	—
15, 6	Gus Kyle (D)	1949-50—1950-51	134	5	8	13	235	12	1	2	3	30
19	Nick Kypreos (LW)	1993-94—1995-96	128	7	12	19	272	13	0	2	2	8
	(Acquired from Hartford on 11/2/93 with Steve Larmer, Barry Richter, and a 1994 6th round draft choice (Yuri Litvinov) for James Patrick and Darren Turcotte. Traded to Toronto on 2/29/96 with Wayne Presley for Bill Berg and Sergio Momesso.)											
15, 10	Mike Labadie (RW)	1952-53	3	0	0	0	0	—	—	—	—	—
19, 6	Gordon Labossiere (C)	1963-64—1964-65	16	0	0	0	8	—	—	—	—	—
17, 5	Max Labovitch (RW)	1943-44	5	0	0	0	4	—	—	—	—	—
6, 20	Guy Labrie (D)	1944-45	27	2	2	4	14	—	—	—	—	—
39	Dan LaCouture (LW)	2002-03—2003-04	83	6	6	12	82	—	—	—	—	—
	(Acquired from Pittsburgh on 2/10/03 with Alexei Kovalev, Janne Laukkanen, and Mike Wilson for Joel Bouchard, Richard Lintner, Mikael Samuelsson, and Rico Fata. Left via free agency.)											
32, 37	Daniel Lacroix (C)	1993-94;										
		1994-95—1995-96	30	2	2	4	30	—	—	—	—	—
	(Selected in the 2nd round, 31st overall, in the 1987 Entry Draft. Traded to Boston on 8/19/94 for Glen Featherstone. Claimed off waivers from Boston on 3/23/95. Left via free agency.)											
28	Eric Lacroix (LW)	1998-99—2000-01	146	8	12	20	67	—	—	—	—	—
	(Acquired from Los Angeles on 2/12/99 for Sean Pronger. Traded to Ottawa on 3/1/01 for Colin Forbes.)											
22	Nathan LaFayette (C)	1994-95—1995-96	17	0	0	0	2	8	0	0	0	2
	(Acquired from Vancouver on 4/7/95 for Corey Hirsch. Traded to Los Angeles on 3/14/96 with Mattias Norstrom, Ian Laperriere, Ray Ferraro, and a 1997 4th round draft choice (Sean Blanchard) for Marty McSorley, Shane Churla, and Jari Kurri.)											
10	Guy Lafleur (RW)	1988-89	67	18	27	45	12	4	1	0	1	0
16	Pat LaFontaine (C)	1997-98	67	23	39	62	36	—	—	—	—	—
	(Acquired from Buffalo on 9/29/97 for a 1998 2nd round draft choice (Andrew Peters) and future considerations. Retired following the 1997-98 season.)											
15	Jason Lafreniere (C)	1988-89	38	8	16	24	6	3	0	0	0	17
2	Tom Laidlaw (D)	1980-81—1986-87	510	20	99	119	561	48	2	12	14	66
14	Lane Lambert (RW)	1986-87	18	2	2	4	33	—	—	—	—	—
3, 16,	Jean-Paul Lamirande (D/LW)	1946-47—1947-48;										
19, 22		1949-50	48	5	5	10	26	8	0	0	0	4
38, 33, 26	Bryce Lampman (D)	2003-04—2006-07	10	0	0	0	2	—	—	—	—	—
	(Selected in the 4th round, 113th overall, in the 2001 Entry Draft. Rights traded to Tampa Bay on 7/4/07 for rights to Mitch Fritz.)											
14, 21, 16,	Jack Lancien (D)	1946-47—1947-48;										
19, 3		1949-50—1950-51	63	1	5	6	35	7	0	1	1	2
12	Myles Lane (D)	1928-29	24	1	0	1	32	—	—	—	—	—
15, 19	Darren Langdon (LW)	1994-95—1999-00	277	14	15	29	735	12	0	0	0	2
	(Signed as a free agent on 8/16/93. Traded to Carolina on 8/4/00 with Rob Dimaio for Sandy McCarthy and a 2001 4th round draft choice (Bryce Lampman).)											
4	Albert Langlois (D)	1961-62—1963-64	173	13	34	47	184	6	0	1	1	2
22	Ian Laperriere (C)	1995-96	28	1	2	3	53	—	—	—	—	—
	(Acquired from St. Louis on 12/28/95 for Stephane Matteau. Traded to Los Angeles on 3/14/96 with Mattias Norstrom, Ray Ferraro, Nathan LaFayette, and a 1997 4th round draft choice (Sean Blanchard) for Marty McSorley, Shane Churla, and Jari Kurri.)											
10	Edgar Laprade (C)	1945-46—1954-55	500	108	172	280	42	18	4	9	13	4
28	Steve Larmer (RW)	1993-94—1994-95	115	35	54	89	57	33	11	9	20	20
	(Acquired from Hartford on 11/2/93 with Nick Kypreos, Barry Richter, and a 1994 6th round draft choice (Yuri Litvinov) for Darren Turcotte and James Patrick. Retired following the 1994-95 season.)											
20, 37	Claude Larose (LW)	1979-80; 1981-82	25	4	7	11	2	2	0	0	0	0
18	Cory Larose (C)	2003-04	7	0	1	1	4	—	—	—	—	—
	(Acquired from Minnesota on 2/20/03 for Jay Henderson. Left via free agency.)											
10, 24	Pierre Larouche (C)	1983-84—1987-88	253	123	120	243	59	27	14	12	26	6
39	Steve Larouche (C)	1995-96	1	0	0	0	0	—	—	—	—	—
	(Acquired from Ottawa on 10/5/95 for Jean-Yves Roy. Traded to Los Angeles on 1/14/96 for Chris Snell.)											
19	Norm Larson (RW)	1946-47	1	0	0	0	0	—	—	—	—	—
44	Jim Latos (RW)	1988-89	1	0	0	0	0	—	—	—	—	—
18	Phil Latreille (RW)	1960-61	4	0	0	0	2	—	—	—	—	—
39	Peter Laviolette (D)	1988-89	12	0	0	0	6	—	—	—	—	—
17	Brian Lawton (C)	1988-89	30	7	10	17	39	—	—	—	—	—
16, 2	Hal Laycoe (D)	1945-46—1946-47	75	1	14	15	31	—	—	—	—	—
24	Jim Leavins (D)	1986-87	4	0	1	1	4	—	—	—	—	—
18	Al LeBrun (D)	1960-61; 1965-66	6	0	2	2	4	—	—	—	—	—
18	Albert LeDuc (D)	1933-34	7	0	0	0	6	—	—	—	—	—
30	Grant Ledyard (D)	1984-85—1985-86	69	10	21	31	73	3	0	2	2	4

ALL-TIME PLAYER REGISTER

NO.	NAME & POSITION	YEARS PLAYED	REGULAR SEASON					PLAYOFFS				
			GP	G	A	PTS	PIM	GP	G	A	PTS	PIM
2	Brian Leetch (D)	1987-88–2003-04	1129	240	741	981	525	82	28	61	89	30
(Selected in the 1st round, 9th overall, in the 1986 Entry Draft. Traded to Toronto on 3/3/04 with a 2004 4th round draft choice (Roman Kukumberg) for Maxim Kondratiev, Jarkko Immonen, a 2004 1st round draft choice (later traded), and a 2005 2nd round draft choice (Michael Sauer).)												
24	Sylvain Lefebvre (D)	1999-00–2002-03	229	4	30	34	131	—	—	—	—	—
(Signed as a free agent on 7/19/99. Left via free agency.)												
6, 5	Roger Leger (D)	1943-44	7	1	2	3	2	—	—	—	—	—
4	Randy Legge (D)	1972-73	12	0	2	2	2	—	—	—	—	—
28	Mikko Leinonen (C)	1981-82–1983-84	159	31	77	108	69	19	2	11	13	28
*48	Brendan Lemieux (LW)	2018-19	19	3	3	6	44	—	—	—	—	—
(Acquired from Winnipeg on 3/25/19 with a 2019 1st round draft choice (later traded - re-acquired by Winnipeg) and a 2022 conditional 4th round draft choice (conditions not met) for Kevin Hayes.)												
9, 14	Real Lemieux (LW)	1969-70; 1973-74	63	4	6	10	51	—	—	—	—	—
18, 21	Tony Leswick (LW)	1945-46–1950-51	368	113	89	202	422	18	5	6	11	30
*95	Vinni Lettieri (C)	2017-18–2018-19	46	2	6	8	14	—	—	—	—	—
(Signed as a free agent on 3/27/17)												
14	Joe Levandoski (RW)	1946-47	8	1	1	2	0	—	—	—	—	—
11	Alex Levinsky (D)	1934-35	20	0	4	4	6	—	—	—	—	—
22	Danny Lewick (LW)	1954-55–1957-58	280	76	90	166	107	16	0	4	4	8
27, 22	Dale Lewis (LW)	1975-76	8	0	0	0	0	—	—	—	—	—
26	Igor Liba (LW)	1988-89	10	2	5	7	15	—	—	—	—	—
6	Doug Lidster (D)	1993-94;										
1995-96–1997-98												
(Acquired from Vancouver on 6/25/93 as future considerations as part of trade sending John Vanbiesbrouck to the Canucks on 6/20/93. Traded to St. Louis on 7/24/94 with Esa Tikkanen for Petr Nedved. Acquired from St. Louis on 7/31/95 for Jay Wells. Left via free agency.)												
55	David Liffiton (D)	2005-06–2006-07	3	0	0	0	9	—	—	—	—	—
(Acquired from Colorado on 3/8/04 with Chris McAllister and a 2004 2nd round draft choice (later traded) for Matthew Barnaby and a 2004 3rd round draft choice (Denis Parshin). Left via free agency.)												
48, 24	Oscar Lindberg (C)	2014-15–2016-17	134	21	27	48	75	14	3	1	4	4
(Acquired from Phoenix on 5/8/11 for Ethan Werek. Selected by Vegas on 6/21/17 in the NHL Expansion Draft.)												
21	Johan Lindbom (RW)	1997-98	38	1	3	4	28	—	—	—	—	—
(Selected in the 5th round, 134th overall, in the 1997 Entry Draft. Left via free agency.)												
*55	Ryan Lindgren (D)	2018-19	5	0	0	0	8	—	—	—	—	—
(Acquired from Boston on 2/25/18 with Ryan Spooner, Matt Beleskey, a 2018 1st round draft choice (later traded), and a 2019 7th round draft choice (later traded) for Rick Nash.)												
98	Eric Lindros (C)	2001-02–2003-04	192	66	92	158	339	—	—	—	—	—
(Acquired from Philadelphia on 8/20/01 with future considerations for Kim Johnsson, Jan Hlavac, Pavel Brendl, and a 2003 3rd round draft choice (Stefan Ruzicka). Left via free agency.)												
21	Richard Lintner (D)	2002-03	10	1	0	1	0	—	—	—	—	—
(Acquired from Nashville on 3/19/02 for Peter Smrek. Traded to Pittsburgh on 2/10/03 with Joel Bouchard, Rico Fata, and Mikael Samuelsson for Alexei Kovalev, Dan LaCouture, Janne Laukkanen, and Mike Wilson.)												
91	Enver Lisin (RW)	2009-10	57	6	8	14	18	—	—	—	—	—
(Acquired from Phoenix on 7/13/09 for Lauri Korpikoski. Left via free agency.)												
28	Bill Lochead (LW)	1979-80	7	0	0	0	4	—	—	—	—	—
84	Corey Locke (C)	2009-10	3	0	0	0	0	—	—	—	—	—
(Signed as a free agent on 7/3/09. Left via free agency.)												
14	Troy Loney (LW)	1994-95	4	0	0	0	0	1	0	0	0	0
(Claimed off waivers from the Islanders on 4/7/95. Retired following 1994-95 season.)												
25	Jim Lorentz (C)	1971-72	5	0	0	0	0	—	—	—	—	—
4	Kevin Lowe (D)	1992-93–1995-96	217	10	38	48	262	42	1	5	6	36
(Acquired from Edmonton 12/11/92 for Roman Oksiuta and a 1993 3rd round draft choice (Alexander Kerch). Left via free agency.)												
19	Norm "Odie" Lowe (C)	1949-50	3	1	1	2	0	—	—	—	—	—
14	Don Luce (C)	1969-70–1970-71	21	1	3	4	8	5	0	1	1	4
9, 8	Pentti Lund (RW)	1948-49–1950-51	182	36	41	77	40	12	6	5	11	0
26, 21, 17	Jamie Lundmark (C)	2002-03–2005-06	114	11	19	30	55	—	—	—	—	—
(Selected in the 1st round, 9th overall, in the 1999 Entry Draft. Traded to Phoenix on 10/18/05 for Jeff Taffe.)												
29, 19, 28	Roman Lyashenko (C)	2001-02–2002-03	17	2	0	2	0	—	—	—	—	—
(Acquired from Dallas on 3/12/02 with Martin Rucinsky for Manny Malhotra and Barrett Heisten.)												
15	Vic Lynn (LW/D)	1942-43	1	0	0	0	0	—	—	—	—	—
43	Jason MacDonald (RW)	2003-04	4	0	0	0	19	—	—	—	—	—
(Signed as a free agent on 12/11/03. Left via free agency.)												
14, 8, 2	Kilby MacDonald (LW)	1939-40–1940-41;										
1943-44–1944-45												
14, 10, 16	Parker MacDonald (LW)	1956-57–1957-58;										
1959-60												
14, 17, 19	Hub Macey (LW)	1941-42–1942-43	18	6	8	14	0	1	0	0	0	0
14, 12	Bruce MacGregor (RW)	1970-71–1973-74	220	62	73	135	44	51	10	14	24	10
(Acquired from Detroit on 2/1/71 with Larry Brown for Annie Brown, Mike Robitaille, and Tom Miller. Joined Edmonton (WHA) following the 1973-74 season.)												
37	Norm Maciver (D)	1986-87–1988-89	67	9	26	35	28	—	—	—	—	—
(Signed as a free agent on 9/8/86. Traded to Hartford on 12/26/88 with Brian Lawton and Don Maloney for Carey Wilson and a 1990 5th round draft choice (Lubos Rob).)												
11	Bill MacKenzie (D)	1934-35	20	1	0	1	10	3	0	0	0	0
11	Reg Mackey (D)	1926-27	41	0	0	0	16	1	0	0	0	0
14	Ian MacIntosh (F)	1952-53	4	0	0	0	4	—	—	—	—	—
15	John MacLean (RW)	1998-99–2000-01	161	46	51	97	98	—	—	—	—	—
(Signed as a free agent on 7/9/98. Traded to Dallas on 2/5/01 for future considerations.)												
26	Brian MacLellan (LW)	1985-86	51	11	21	32	47	16	2	4	6	15
(Acquired from Los Angeles on 12/9/85 with a 1987 4th round draft choice (Mike Sullivan) for Roland Melanson and Grant Ledyard. Traded to Minnesota on 9/8/86 for a 1987 3rd round draft choice (Simon Gagne).)												
12	Bob MacMillan (RW)	1974-75	22	1	2	3	4	—	—	—	—	—
6	Al MacNeil (D)	1966-67	58	0	4	4	44	4	0	0	0	2

ALL-TIME PLAYER REGISTER

No.	NAME & POSITION	YEARS PLAYED	REGULAR SEASON					PLAYOFFS				
			GP	G	A	PTS	PIM	GP	G	A	PTS	PIM
14	Craig MacTavish (C)	1993-94	12	4	2	6	11	23	1	4	5	22
	(Acquired from Edmonton on 3/21/94 for Todd Marchant. Left via free agency.)											
2	John Mahaffy (C)	1943-44	28	9	20	29	0	—	—	—	—	—
23	Vladimir Malakhov (D)	2000-01—2003-04	211	12	53	65	192	—	—	—	—	—
	(Signed as a free agent on 7/10/00. Traded to Philadelphia on 3/8/04 for Rick Kozak and a 2005 2nd round draft choice (later traded).)											
6	Manny Malhotra (C)	1998-99—2001-02	206	19	22	41	90	—	—	—	—	—
	(Selected in the 1st round, 7th overall, in the 1998 Entry Draft. Traded to Dallas on 3/12/02 with Barrett Heisten for Martin Rucinsky and Roman Lyashenko.)											
8	Marek Malik (D)	2005-06—2007-08	185	6	43	49	196	14	1	4	5	16
	(Signed as a free agent on 8/2/05. Left via free agency.)											
26, 16	Troy Mallette (LW)	1989-90—1990-91	150	25	26	51	557	15	2	2	4	99
	(Selected in the 2nd round, 22nd overall, in the 1988 Entry Draft. Awarded to Edmonton on 9/9/91 as compensation for signing Adam Graves.)											
24	Ryan Malone (LW)	2014-15	6	0	0	0	4	—	—	—	—	—
	(Signed as a free agent on 9/11/14. Contract was terminated.)											
26	Dave Maloney (D)	1974-75—1984-85	605	70	225	295	1113	48	7	17	24	91
	(Selected in the 1st round, 14th overall, in the 1974 Amateur Draft. Traded to Buffalo on 12/6/84 with Chris Renaud for Steve Patrick and Jim Wiemer.)											
12	Don Maloney (LW)	1978-79—1988-89	653	195	307	502	739	85	22	35	57	91
	(Selected in the 2nd round, 26th overall, in the 1978 Amateur Draft. Traded to Hartford on 12/26/88 with Brian Lawton and Norm Maciver for Carey Wilson and a 1990 5th round draft pick (Lubos Rob).)											
5	Gus Mancuso (RW)	1942-43	21	6	8	14	13	—	—	—	—	—
26	Mike Maneluk (RW)	1998-99	4	0	0	0	4	—	—	—	—	—
	(Claimed off waivers from Chicago on 3/4/99. Left via free agency.)											
16, 10	Jack Mann (C)	1943-44—1944-45	9	3	4	7	0	—	—	—	—	—
19	Ray Manson (LW)	1948-49	1	0	1	1	0	—	—	—	—	—
27	Paul Mara (D)	2006-07—2008-09	156	8	35	43	164	27	3	4	7	46
	(Acquired from Boston on 2/27/07 for Aaron Ward. Left via free agency.)											
16	Bud Maracle (LW)	1930-31	11	1	3	4	4	4	0	0	0	0
39	Todd Marchant (C)	1993-94	1	0	0	0	0	—	—	—	—	—
	(Selected in the 7th round, 164th overall, in the 1993 Entry Draft. Traded to Edmonton on 3/21/94 for Craig MacTavish.)											
42	Dave Marcynishyn (D)	1992-93	2	0	0	0	2	—	—	—	—	—
	(Signed as a free agent on 8/5/92. Left via free agency.)											
29	Ray Markham (C)	1979-80	14	1	1	2	21	7	1	0	1	24
25	Mario Marois (D)	1977-78—1980-81	166	15	52	67	356	28	0	8	8	42
	(Selected in the 4th round, 62nd overall, in the 1977 Amateur Draft. Traded to Vancouver on 11/11/80 with Jim Mayer for Jere Gillis and Jeff Bandura.)											
6	Gilles Marotte (D)	1973-74—1975-76	180	10	66	76	131	15	0	2	2	10
4	Bert Marshall (D)	1972-73	8	0	0	0	14	6	0	1	1	8
22	Don Marshall (LW)	1963-64—1969-70	479	129	141	270	40	15	3	2	5	2
17	Clare Martin (D)	1951-52	15	0	1	1	8	—	—	—	—	—
40	Brandon Mashinter (LW)	2012-13—2013-14	10	0	0	0	10	—	—	—	—	—
	(Acquired from San Jose on 1/16/13 for Tommy Grant and a 2014 6th round draft choice (later traded). Traded to Chicago on 12/6/13 for Kyle Beach.)											
16	Charlie Mason (RW)	1934-35—1935-36	74	6	14	20	22	4	0	1	1	0
32	Stephane Matteau (LW)	1993-94—1995-96	85	11	10	21	49	32	6	4	10	30
	(Acquired from Chicago on 3/21/94 with Brian Noonan for Tony Amonte and Matt Oates. Traded to St. Louis on 12/28/95 for Ian Laperriere.)											
26	Brad Maxwell (D)	1986-87	9	0	4	4	6	—	—	—	—	—
34	Jim Mayer (RW)	1979-80	4	0	0	0	0	—	—	—	—	—
12	Sam McAdam (LW)	1930-31	5	0	0	0	0	—	—	—	—	—
24	Chris McAllister (D)	2003-04	12	0	1	1	12	—	—	—	—	—
	(Acquired from Colorado on 3/8/04 with David Liffiton and a 2004 2nd round draft choice (later traded) for Matthew Barnaby and a 2004 3rd round draft choice (Denis Parshin). Left via free agency.)											
28	Bryan McCabe (D)	2010-11	19	2	4	6	6	5	0	2	2	14
	(Acquired from Florida on 2/26/11 for Tim Kennedy and a 2011 3rd round draft choice (Logan Shaw). Retired following the 2010-11 season.)											
16	Dunc McCallum (D)	1965-66	2	0	0	0	2	—	—	—	—	—
28	Dan McCarthy (C)	1980-81	5	4	0	4	4	—	—	—	—	—
10	Sandy McCarthy (RW)	2000-01—2002-03; 2003-04	258	28	32	60	425	—	—	—	—	—
	(Acquired from Carolina on 8/4/00 with a 2001 4th round draft choice (Bryce Lampman) for Rob DiMaio and Darren Langdon. Left via free agency. Claimed off waivers from Boston 3/9/04. Retired following the 2003-04 season.)											
39, 9	Rob McCannahan (LW)	1981-82—1983-84	141	33	43	76	77	19	4	10	14	14
39	Shawn McCosh (C)	1994-95	5	1	0	1	2	—	—	—	—	—
	(Signed as a free agent on 8/17/93. Left via free agency.)											
20, 14, 21	Bill McCreary Sr. (LW)	1953-54—1954-55	10	0	2	2	2	—	—	—	—	—
19	Bill McDonagh (LW)	1949-50	4	0	0	0	2	—	—	—	—	—
27	Ryan McDonagh (D)	2010-11—2017-18	516	51	187	238	221	96	10	31	41	49
	(Acquired from Montreal on 6/30/09 with Chris Higgins, Pavel Valentenko, and Doug Janik for Scott Gomez, Tom Pyatt, and Mike Busto. Traded to Tampa Bay on 2/26/18 with J.T. Miller for Vladislav Namestnikov, Brett Howden, Libor Hajek, a 2018 1st round draft choice (Nils Lundkvist), and a 2019 2nd round draft choice (Karl Henriksson).)											
6	Bucko McDonald (D)	1943-44—1944-45	79	7	15	22	14	—	—	—	—	—
11	Jack McDonald (RW)	1943-44	43	10	9	19	6	—	—	—	—	—
14	Robert McDonald (RW)	1943-44	1	0	0	0	0	—	—	—	—	—
9, 22	Mike McDougal (RW)	1978-79; 1980-81	3	0	0	0	0	—	—	—	—	—
27, 6	Mike McEwen (D)	1976-77—1979-80; 1985-86	242	42	92	134	141	18	2	11	13	8
	(Selected in the 3rd round, 42nd overall, in the 1976 Amateur Draft. Traded to Colorado on 10/2/79 with Lucien DeBlois, Pat Hickey, Dean Turner, and future considerations (Bobby Crawford on 1/15/80) for Barry Beck. Acquired from Detroit on 12/23/85 for Steve Richmond. Traded to Hartford on 3/11/86 for Bob Crawford.)											
18	Sandy McGregor (RW)	1963-64	2	0	0	0	0	—	—	—	—	—
42, 6	Dylan McIlraith (D)	2013-14—2016-17	38	2	2	4	84	1	0	0	0	0
	(Selected in the 1st round, 10th overall, in the 2010 Entry Draft. Traded to Florida on 11/8/16 for Steven Kampfer and a conditional 2018 7th round draft choice (conditions not met).)											

ALL-TIME PLAYER REGISTER

NO.	NAME & POSITION	YEARS PLAYED	REGULAR SEASON					PLAYOFFS				
			GP	G	A	PTS	PIM	GP	G	A	PTS	PIM
14	John McIntyre (C)	1992-93	11	1	0	1	4	—	—	—	—	—
	(Acquired from Los Angeles on 3/22/93 for Mark Hardy and a 1993 5th round draft choice (Frederick Beaubien). Selected by Vancouver on 10/3/93 in the NHL Waiver Draft.)											
25	Tony McKegney (RW)	1986-87	64	29	17	46	56	6	0	0	0	12
21	Steve McKenna (LW)	2001-02	54	2	1	3	144	—	—	—	—	—
	(Signed as a free agent on 8/28/01. Left via free agency.)											
17	Don McKenney (C)	1962-63–1963-64	76	17	33	50	10	—	—	—	—	—
14	John McKenzie (RW)	1965-66	35	6	5	11	36	—	—	—	—	—
8	Cody McLeod (LW)	2017-18–2018-19	56	1	2	3	99	—	—	—	—	—
	(Claimed off waivers from Nashville on 1/25/18. Traded to Nashville on 2/6/19 for a 2020 7th round draft choice.)											
19, 14, 12, 18	Jackie McLeod (RW)	1949-50–1952-53; 1954-55	106	14	23	37	10	7	0	0	0	0
2, 6, 4	Mike McMahon Jr. (D)	1963-64–1965-66; 1971-72	61	0	13	13	48	—	—	—	—	—
37, 21	George McPhee (LW)	1982-83–1986-87	109	21	24	45	247	29	5	3	8	73
54	Adam McQuaid (D)	2018-19	36	2	3	5	33	—	—	—	—	—
	(Acquired from Boston on 9/11/18 for Steven Kampfer, a 2019 4th round draft choice (later traded), and a 2019 7th round draft choice (Jake Schmalz). Traded to Columbus on 2/25/19 for Julius Bergman, a 2019 4th round draft choice (Hunter Skinner), and a 2019 7th round draft choice (Eric Collicini).)											
16	Brian McReynolds (C)	1990-91	1	0	0	0	0	—	—	—	—	—
	(Selected in the 6th round, 112th overall, in the 1985 Entry Draft. Left via free agency. Acquired from Winnipeg on 7/10/90 for Simon Wheeldon. Left via free agency.)											
36, 55	Marty McSorley (D)	1995-96	9	0	2	2	21	4	0	0	0	0
	(Acquired from Los Angeles on 3/14/96 with Jari Kurri and Shane Churla for Ray Ferraro, Mattias Norstrom, Ian Laperriere, Nathan LaFayette, and a 1997 4th round draft choice (Sean Blanchard). Traded to San Jose on 8/20/96 for Jay More, Brian Swanson, and a 1997 4th round draft choice (later traded).)											
23	Jayson Megna (C)	2015-16	6	1	1	2	2	—	—	—	—	—
	(Signed as a free agent on 7/1/15. Left via free agency.)											
12, 6	Dick Meissner (RW)	1963-64–1964-65	36	3	5	8	0	—	—	—	—	—
30	Larry Melnyk (D)	1985-86–1987-88	133	4	21	25	281	22	1	2	3	50
8	Jan Mertzig (D)	1998-99	23	0	2	2	8	—	—	—	—	—
	(Selected in the 9th round, 235th overall, in the 1998 Entry Draft. Left via free agency.)											
28, 8, 29	Joby Messier (D)	1992-93–1994-95	25	0	4	4	24	—	—	—	—	—
	(Selected in the 6th round, 118th overall, in the 1989 Entry Draft. Left via free agency.)											
11	Mark Messier (C)	1991-92–1996-97; 2000-01–2003-04	698	250	441	691	667	70	29	51	80	69
	(Acquired from Edmonton on 10/4/91 with future considerations (David Shaw for Jeff Beukeboom on 11/12/91) for Bernie Nicholls, Steven Rice, and Louie DeBrusk. Left via free agency. Signed as a free agent on 7/13/00. Retired on 9/12/05.)											
24, 9, 18, 21, 16	Larry Mickey (RW)	1965-66–1967-68	19	0	2	2	2	—	—	—	—	—
11	Nick Mickoski (LW)	1947-48–1954-55	364	89	93	182	127	14	1	6	7	2
9	Rick Middleton (RW)	1974-75–1975-76	124	46	44	90	33	3	0	0	0	2
	(Selected in the 1st round, 14th overall, in the 1973 Amateur Draft. Traded to Boston on 5/26/76 for Ken Hodge.)											
12, 18	Jim Mikol (D/LW)	1964-65	30	1	3	4	6	—	—	—	—	—
4	Hib Milks (LW)	1931-32	48	0	4	4	14	7	0	0	0	0
23, 32	Corey Millen (C)	1989-90–1991-92	19	4	5	9	12	6	1	2	3	0
	(Selected in the 3rd round, 57th overall, in the 1982 Entry Draft. Traded to Los Angeles on 12/23/91 for Randy Gilhen.)											
47, 10	J.T. Miller (C)	2012-13–2017-18	341	72	100	172	144	40	1	15	16	29
	(Selected in the 1st round, 15th overall, in the 2011 Entry Draft. Traded to Tampa Bay on 2/26/18 with Ryan McDonagh for Vladislav Namestnikov, Brett Howden, Libor Hajek, a 2018 1st round draft choice (Nils Lundkvist), and a 2019 2nd round draft choice (Karl Henriksson).)											
40, 10	Kelly Miller (RW)	1984-85–1986-87	117	19	36	55	76	19	3	4	7	6
	(Selected in the 9th round, 183rd overall, in the 1982 Entry Draft. Traded to Washington on 1/1/87 with Mike Ridley and Bob Crawford for Bobby Carpenter and a 1989 2nd round draft choice (Jasson Prosfofsky).)											
26, 32, 23	Kevin Miller (RW)	1988-89–1990-91	103	20	37	57	67	1	0	0	0	0
	(Selected in the 10th round, 202nd overall, in the 1984 Entry Draft. Traded to Detroit on 3/5/91 with Dennis Vial and Jim Cummins for Joe Kocur and Per Djoos.)											
24	Warren Miller (RW)	1979-80	55	7	6	13	17	6	1	0	1	0
29	Boris Mironov (D)	2002-03–2003-04	111	6	22	28	120	—	—	—	—	—
	(Acquired from Chicago on 1/8/03 for a 2004 fourth round draft choice (later traded). Left via free agency.)											
34	John Mitchell (C)	2011-12	63	5	11	16	8	18	0	1	1	2
	(Acquired from Toronto on 2/28/11 for a 2012 7th round draft choice (Viktor Loov). Left via free agency.)											
10, 21	Bill Moe (D)	1944-45–1948-49	261	11	42	53	163	1	0	0	0	0
5	Lloyd Mohns (D)	1943-44	1	0	0	0	0	—	—	—	—	—
24	Randy Moller (D)	1989-90–1991-92	164	7	38	45	378	16	1	8	9	43
	(Acquired from Quebec on 10/5/89 for Michel Petit. Traded to Buffalo on 3/9/92 for Jay Wells.)											
18, 16	Larry Molyneaux (D)	1937-38–1938-39	45	0	1	1	20	10	0	0	0	8
32	Sergio Momesso (LW)	1995-96–1996-97	28	4	4	8	41	11	3	1	4	14
	(Acquired from Toronto with Bill Berg on 2/29/96 for Wayne Presley and Nick Kypros. Traded to St. Louis on 11/13/96 for Brian Noonan.)											
15	Hartland Monahan (RW)	1974-75	6	0	1	1	4	—	—	—	—	—
28, 18	Dominic Moore (C)	2003-04–2005-06; 2013-14–2015-16	322	31	50	81	106	53	5	7	12	44
	(Selected in the 3rd round, 95th overall, in the 2000 Entry Draft. Traded to Nashville on 7/19/06 for Adam Hall. Signed as a free agent on 7/5/13. Left via free agency.)											
49	Greg Moore (RW)	2007-08	6	0	0	0	0	—	—	—	—	—
	(Acquired from Calgary on 3/6/04 with Jamie McLennan and Blair Betts for Chris Simon and a 2004 7th round draft choice (Matt Schneider). Left via free agency.)											
17	John Moore (D)	2012-13–2014-15	125	6	21	27	49	33	0	3	3	18
	(Acquired from Columbus on 4/3/13 with Derick Brassard, Derek Dorsett, and a 2014 6th round draft choice (later traded) for Marian Gaborik, Steven Deliste, and Blake Parlett. Traded to Arizona on 3/1/15 with Anthony Duclair, a 2015 2nd round draft choice (later traded), and a 2016 1st round draft choice (later traded) for Keith Yandle, Chris Summers, and a 2016 4th round draft choice (Tarmo Reunanen).)											
40, 21	Jayson More (D)	1988-89; 1996-97	15	0	1	1	25	—	—	—	—	—
	(Selected in the 1st round, 10th overall, in the 1987 Entry Draft. Traded to Minnesota on 11/1/89 for Dave Archibald. Acquired from San Jose on 8/20/96 with Brian Swanson and a 1997 4th round draft choice (later traded) for Marty McSorley. Traded to Phoenix on 2/6/97 for Mike Eastwood and Dallas Eakins.)											
12	Howie Morenz (C)	1935-36	18	2	5	7	6	—	—	—	—	—

ALL-TIME PLAYER REGISTER

NO.	NAME & POSITION	YEARS PLAYED	REGULAR SEASON					PLAYOFFS				
			GP	G	A	PTS	PIM	GP	G	A	PTS	PIM
53	Derek Morris (D)	2008-09	18	0	8	8	16	7	0	2	2	0
	(Acquired from Phoenix on 3/4/09 for Nigel Dawes, Petr Prucha, and Dmitri Kalinin. Left via free agency.)											
8	Moe Morris (D)	1948-49	18	0	1	1	6	—	—	—	—	—
2	Jim Morrison (D)	1960-61	19	1	6	7	6	—	—	—	—	—
21, 11	Mark Morrison (C)	1981-82; 1983-84	10	1	1	2	0	—	—	—	—	—
33, 4	Mike Mottau (D)	2000-01—2001-02	19	0	3	3	13	—	—	—	—	—
	(Selected in the 7th round, 182nd overall, in the 1997 Entry Draft. Traded to Calgary on 1/22/03 for a 2003 6th round draft choice (Ivan Domic) and future considerations.)											
14	Chris Mueller (C)	2014-15	7	1	1	2	0	—	—	—	—	—
	(Signed as a free agent on 7/1/14. Left via free agency.)											
19	Brian Mullen (RW)	1987-88—1990-91	307	100	148	248	188	19	2	5	7	12
	(Acquired from Winnipeg on 6/8/87 with a 1987 10th round draft choice (Brett Barnett) for a 1988 5th round draft choice (Benoit Lebeau) and a 1989 3rd round draft choice (later traded). Traded to San Jose on 5/30/91 with future considerations for Tim Kerr.)											
14, 21	Don Murdoch (RW)	1976-77—1979-80	221	97	93	190	110	21	8	8	16	16
	(Selected in the 1st round, 6th overall, in the 1976 Amateur Draft. Traded to Edmonton on 3/11/80 for Cam Connor and Edmonton's choice of a 3rd round draft choice in either 1980 or 1981 (1981 - Peter Sundstrom).)											
9	Murray Murdoch (LW)	1926-27—1936-37	508	84	104	188	193	55	8	12	20	28
	(Signed as a free agent on 9/2/26. Retired following the 1936-37 season.)											
14	Mike Murphy (RW)	1972-73—1973-74	31	6	5	11	5	10	0	0	0	0
17, 10, 15, 16	Ron Murphy (LW)	1952-53—1956-57	207	41	60	101	139	10	0	1	1	2
10, 25	Garth Murray (LW)	2003-04	20	1	0	1	24	—	—	—	—	—
	(Selected in the 3rd round, 79th overall, in the 2001 Entry Draft. Traded to Montreal on 9/30/05 for Marcel Hossa.)											
17	Rem Murray (C)	2001-02—2002-03	43	7	8	15	8	—	—	—	—	—
	(Acquired from Edmonton on 3/19/02 with Tom Poti for Mike York and a 2002 4th round draft choice (Ivan Koltsov). Traded to Nashville on 12/12/02 with Tomas Kloucek and Marek Zidlicky for Mike Dunham.)											
18	Vic Myles (D)	1942-43	45	6	8	14	57	—	—	—	—	—
*90	Vladislav Namestnikov (C)	2017-18—2018-19	97	13	22	35	54	—	—	—	—	—
	(Acquired from Tampa Bay on 2/26/18 with Brett Howden, Libor Hajek, a 2018 1st round draft choice (Nils Lundkvist), and a 2019 2nd round draft choice (Karl Henriksson) for Ryan McDonagh and J.T. Miller.)											
61	Rick Nash (RW)	2012-13—2017-18	375	145	107	252	178	73	14	24	38	20
	(Acquired from Columbus on 7/23/12 with Steven Delisle and a 2013 3rd round draft choice (Pavel Buchnevich) for Artem Anisimov, Brandon Dubinsky, Tim Erixon, and a 2013 1st round draft choice (Kerby Rychel). Traded to Boston on 2/25/18 for Ryan Spooner, Ryan Lindgren, Matt Beleskey, a 2018 1st round draft choice (later traded) and a 2019 7th round draft choice (later traded).)											
91	Markus Naslund	2008-09	82	24	22	46	57	7	1	2	3	10
	(Signed as a free agent on 7/3/08. Retired on 5/4/09.)											
36	Rumun Ndur (D)	1998-99	31	1	3	4	46	—	—	—	—	—
	(Claimed on waivers from Buffalo on 12/18/98. Claimed on waivers by Atlanta on 12/11/99.)											
3	Stan Neckar (D)	1998-99	18	0	0	0	8	—	—	—	—	—
	(Acquired from Ottawa on 11/27/98 for Bill Berg and a 1999 2nd round draft choice (later traded). Traded to Phoenix on 3/23/99 for Jason Doig and a 1999 8th round draft choice (Jay Dardis).)											
34	Vaclav Nedomansky (RW)	1982-83	35	12	8	20	0	—	—	—	—	—
10, 93	Petr Nedved (C)	1994-95;										
		1998-99—2003-04	478	149	202	351	312	10	3	2	5	6
	(Acquired from St. Louis on 7/24/94 for Esa Tikkanen and Doug Lidster. Traded to Pittsburgh on 8/31/95 with Sergei Zubov for Ulf Samuelsson and Luc Robitaille. Acquired from Pittsburgh on 11/25/98 with Chris Tamer and Sean Pronger for Alexei Kovalev and Harry York. Traded to Edmonton on 3/3/04 with Jussi Markkanen for Dwight Helminen, Steve Valiquette, and a 2004 2nd round draft choice (Dane Byers).)											
15	Jim Neilson (D)	1962-63—1973-74	811	60	238	298	763	65	1	17	18	61
13	Sergei Nemchinov (C)	1991-92—1996-97	418	105	120	225	151	52	7	15	22	18
	(Selected in the 12th round, 244th overall, in the 1990 Entry Draft. Traded to Vancouver on 3/8/97 with Brian Noonan for Russ Courtnall and Esa Tikkanen.)											
47	Steve Nemeth (C)	1987-88	12	2	0	2	2	—	—	—	—	—
21	Lance Nethery (C)	1980-81—1981-82	38	11	12	23	12	14	5	3	8	9
17, 8	Bob Nevin (RW)	1963-64—1970-71	505	168	174	342	105	33	6	12	18	8
	(Acquired from Toronto on 2/22/64 with Rod Seiling, Dick Duff, Arnie Brown, and Bill Collins for Andy Bathgate and Don McKenney. Traded to Minnesota on 5/26/71 for future considerations pending outcome of Intra-League Draft (Bobby Rousseau - 6/8/71).)											
45, 28	Kris Newbury (C)	2010-11—2012-13	24	0	2	2	68	3	0	0	0	2
	(Acquired from Detroit on 3/3/10 for Jordan Owens. Traded to Philadelphia on 7/11/13 for Danny Syvret.)											
24	Dan Newman (LW)	1976-77—1977-78	100	14	21	35	59	3	0	0	0	4
9	Bernie Nicholls (C)	1989-90—1991-92	104	37	73	110	116	15	11	8	19	24
	(Acquired from Los Angeles on 1/20/90 for Tomas Sandstrom and Tony Granato. Traded to Edmonton on 10/4/91 with Steven Rice and Louie DeBrusk for Mark Messier and future considerations (David Shaw for Jeff Beukeboom on 11/12/91).)											
25	Graeme Nicolson (D)	1982-83	10	0	0	0	9	—	—	—	—	—
36	Jeff Nielsen (RW)	1996-97	2	0	0	0	2	—	—	—	—	—
	(Selected in the 4th round, 69th overall, in the 1990 Entry Draft. Left via free agency.)											
10	Ville Nieminen (LW)	2005-06	48	5	12	17	53	—	—	—	—	—
	(Signed as a free agent on 8/4/05. Traded to San Jose on 3/8/06 for a 2006 3rd round draft choice (later traded).)											
*67, 24	Boo Nieves (C)	2016-17—2018-19	72	5	14	19	20	—	—	—	—	—
	(Selected in the 2nd round, 59th overall, in the 2012 Entry Draft.)											
30	Chris Nilan (RW)	1987-88—1989-90	85	11	14	25	332	8	0	2	2	57
	(Acquired from Montreal on 1/27/88 with a 1989 1st round draft choice (Steven Rice) for a 1989 1st round draft choice (Lindsay Vallias). Traded to Boston on 6/28/90 for Greg Johnston and future considerations.)											
11, 19	Ulf Nilsson (C)	1978-79—1980-81;										
		1982-83	170	57	112	169	85	25	8	14	22	27
	(Signed as a free agent on 3/20/78. Retired following the 1982-83 season.)											
16, 28	Brian Noonan (RW)	1993-94—1994-95;	101	24	24	48	66	27	4	7	11	25
		1996-97										
	(Acquired from Chicago on 3/21/94 with Stephane Matteau for Tony Amonte and Matt Oates. Left via free agency. Acquired from St. Louis on 11/13/96 for Sergio Momesso. Traded to Vancouver on 3/8/97 with Sergei Nemchinov for Russ Courtnall and Esa Tikkanen.)											

ALL-TIME PLAYER REGISTER

NO.	NAME & POSITION	YEARS PLAYED	REGULAR SEASON					PLAYOFFS				
			GP	G	A	PTS	PIM	GP	G	A	PTS	PIM
14, 5	Mattias Norstrom (D)	1993-94—1995-96	43	2	6	8	30	3	0	0	0	0
(Selected in the 2nd round, 48th overall, in the 1992 Entry Draft. Traded to Los Angeles on 3/14/96 with Ray Ferraro, Ian Laperriere, Nathan LaFayette, and a 1997 4th round draft choice (Sean Blanchard) for Marty McSorley, Shane Churla, and Jari Kurri.)												
28	Lawrence Nycholat (D)	2003-04	9	0	0	0	6	—	—	—	—	—
(Acquired from Minnesota on 3/11/03 for Johan Holmqvist. Left via free agency.)												
92	Michael Nylander (C)	2005-06—2006-07	160	49	113	162	118	14	6	8	14	0
(Signed as a free agent on 8/10/04. Left via free agency.)												
15, 5	Buddy O'Connor (C)	1947-48—1950-51	238	62	102	164	12	18	5	6	11	4
46	Rob O'Gara (D)	2017-18	22	0	3	3	6	—	—	—	—	—
(Acquired from Boston on 2/20/18 with a 2018 3rd round draft choice (Joey Keane) for Nick Holden. Left via free agency.)												
14	Russell Oatman (F)	1928-29	27	1	1	2	8	4	0	0	0	0
25	John Ogrudnick (LW)	1987-88—1991-92	338	126	128	254	106	20	8	3	11	0
(Acquired from Quebec on 9/30/87 with David Shaw for Jeff Jackson and Terry Carkner. Left via free agency.)												
12	Eddie Olczyk (LW)	1992-93—1994-95	103	18	22	40	58	1	0	0	0	0
(Acquired from Winnipeg on 12/28/92 for Kris King and Tie Domi. Traded to Winnipeg on 4/7/95 for a 1995 5th round draft choice (Alexei Vasiliev.)												
26	David Oliver (RW)	1996-97	14	2	1	3	4	3	0	0	0	0
(Claimed on waivers from Edmonton on 2/22/97. Left via free agency.)												
29	Krzysztof Oliwa (LW)	2002-03	9	0	0	0	51	—	—	—	—	—
(Acquired from Pittsburgh on 6/23/02 for a 2003 9th round draft choice (later traded). Traded to Boston on 1/6/03 for a 2004 9th round draft choice (later traded).)												
28	Colton Orr (RW)	2005-06—2008-09	224	4	7	11	522	12	0	0	0	30
(Claimed off waivers from Boston on 11/29/05. Left via free agency.)												
41	Jed Ortmeyer (RW)	2003-04—2006-07	177	9	15	24	76	13	1	0	1	6
(Signed as a free agent on 5/10/03. Left via free agency.)												
19, 20	Mark Osborne (LW)	1983-84—1986-87; 1994-95	253	61	74	135	321	30	3	4	7	39
(Acquired from Detroit on 6/13/83 with Willie Huber and Mike Blaisdell for Ron Duguay, Ed Johnstone, and Eddie Mio. Traded to Toronto on 3/5/87 for Jeff Jackson and a 1989 3rd round draft choice (Rob Zamuner). Signed as a free agent on 9/6/94. Left via free agency.)												
24	Sandis Ozolinsh (D)	2005-06—2006-07	40	3	14	17	28	3	0	0	0	6
(Acquired from Anaheim on 3/9/06 for a 2006 3rd round draft choice (John DeGray). Left via free agency.)												
11	Wilf Palement (RW)	1985-86	8	1	6	7	13	16	5	5	10	45
(Acquired from Quebec on 2/6/86 for Steve Patrick. Claimed by Buffalo in the NHL Waiver Draft on 10/6/86.)												
12	Daniel Paille (LW)	2015-16	12	0	0	0	0	—	—	—	—	—
(Signed as a free agent on 1/21/16. Left via free agency.)												
14	Aldo Palazzari (RW)	1943-44	12	2	0	2	0	—	—	—	—	—
38	P.A. Parenteau (RW)	2009-10	22	3	5	8	4	—	—	—	—	—
(Acquired from Chicago on 10/11/07 for a conditional 2008 7th round draft choice. Left via free agency.)												
2	Brad Park (D)	1968-69—1975-76	465	95	283	378	738	64	12	32	44	129
(Selected in the 1st round, 2nd overall, in the 1966 Amateur Draft. Traded to Boston on 11/7/75 with Jean Ratelle and Joe Zanussi for Phil Esposito and Carol Vadnais.)												
27	Joe Paterson (LW)	1987-88—1988-89	41	1	4	5	149	—	—	—	—	—
(Acquired from Los Angeles on 1/21/88 for Gord Walker and Mike Sittala. Retired following the 1991-92 season.)												
6	Larry Patey (C)	1983-84—1985-86	16	1	3	4	16	5	0	1	1	6
(Acquired from St. Louis on 3/5/84 with Bob Brooke for Dave Barr, future considerations (a 1984 3rd round draft choice - Alan Perry), and cash. Retired following the 1984-85 season.)												
3	James Patrick (D)	1983-84—1993-94	671	104	363	467	541	63	5	26	31	62
(Selected in the 1st round, 9th overall, in the 1981 Entry Draft. Traded to Hartford on 11/2/93 with Darren Turcotte for Steve Larmer, Nick Kyros, Barry Richter, and a 1994 6th round draft choice (Yuri Litvinov).)												
16	Lester Patrick (D)	1926-27	1	0	0	0	2	—	—	—	—	—
18, 9	Lynn Patrick (LW)	1934-35—1942-43; 1945-46	455	145	191	336	240	44	10	6	16	20
19, 15, 2	Muzz Patrick (D)	1937-38—1940-41; 1945-46	164	5	26	31	139	25	4	0	4	36
11	Stephen Patrick (RW)	1984-85—1985-86	71	15	21	36	100	1	0	0	0	0
(Acquired from Buffalo on 12/6/84 with Jim Wiemer for Dave Maloney and Chris Renaud. Traded to Quebec on 2/6/86 for Wilf Palement.)												
40, 16	Mark Pavelich (C)	1981-82—1985-86	341	133	185	318	326	23	7	17	24	14
18	Jim Pavese (D)	1987-88	14	0	1	1	48	—	—	—	—	—
16, 19, 14,	Mel Pearson (LW)	1959-60; 1961-62—1962-63;	36	2	5	7	23	—	—	—	—	—
12, 18	Fern Perreault (LW)	1947-48; 1949-50										
4	Frank Peters (D)	1930-31	43	0	0	0	57	4	0	0	0	2
21	Garry Peters (C)	1965-66	63	7	3	10	42	—	—	—	—	—
17, 24	Michel Petit (D)	1987-88—1988-89	133	17	49	66	377	4	0	2	2	27
(Acquired from Vancouver on 11/4/87 for Willie Huber and Larry Melnyk. Traded to Quebec on 10/5/89 for Randy Moller.)												
38	Ronald Petrovicky (RW)	2002-03	66	5	9	14	77	—	—	—	—	—
(Claimed from Calgary on 10/4/02 in the NHL Waiver Draft. Claimed by Atlanta on 10/3/03 in the NHL Waiver Draft.)												
11	Gord Pettinger (C)	1932-33	34	1	2	3	18	8	0	0	0	0
32	Dave Pichette (D)	1987-88	6	1	3	4	4	—	—	—	—	—
16, 15,	Alf Pike (C)	1939-40—1942-43; 1945-46—1946-47	234	42	77	119	145	21	4	2	6	12
2, 14, 9	Rich Pilon (D)	1999-00—2000-01										
47			114	2	13	15	211	—	—	—	—	—
(Claimed off waivers from the Islanders on 12/1/99. Traded to San Jose on 6/29/01 for a 2002 7th round draft choice (Joey Crabb).)												
44	Neal Pionk (D)	2017-18—2018-19	101	7	33	40	47	—	—	—	—	—
(Signed as a free agent on 5/1/17. Traded to Winnipeg on 6/17/19 with a 2019 1st round draft choice (Ville Heinola) for Jacob Trouba.)												
73	Brandon Pirri (RW)	2016-17	60	8	10	18	25	—	—	—	—	—
(Signed as a free agent on 8/26/16. Left via free agency.)												
18	Ales Pisa (D)	2002-03	3	0	0	0	0	—	—	—	—	—
(Acquired from Edmonton on 3/11/03 with Anson Carter for Radek Dvorak and Cory Cross. Left via free agency.)												
6, 2, 25, 18	Bob Plager (D)	1964-65—1966-67	29	0	5	5	40	—	—	—	—	—

ALL-TIME PLAYER REGISTER

NO.	NAME & POSITION	YEARS PLAYED	REGULAR SEASON					PLAYOFFS				
			GP	G	A	PTS	PIM	GP	G	A	PTS	PIM
24	Pierre Plante (RW)	1978-79	70	6	25	31	37	18	0	6	6	20
22	Thomas Pock (D)	2003-04—2007-08	59	7	7	14	20	4	0	3	3	4
(Signed as a free agent on 3/23/04. Claimed off waivers by the Islanders on 9/29/08.)												
8	Walt Poddubny (LW)	1986-87—1987-88	152	78	97	175	125	6	0	0	0	8
41, 29	Rudy Poeschek (D/RW)	1987-88—1989-90	68	0	2	2	256	—	—	—	—	—
(Selected in the 12th round, 238th overall, in the 1985 Entry Draft. Traded to Winnipeg on 1/22/91 for Guy Larose.)												
14	Bud Poile (RW)	1949-50	28	3	6	9	8	—	—	—	—	—
17, 19	Johnny Polich (RW)	1939-40—1940-41	3	0	1	1	0	—	—	—	—	—
20	Greg Polys (LW)	1974-75—1978-79	275	65	76	141	196	3	0	0	0	6
(Acquired from St. Louis on 8/29/74 for Larry Sacharuk and a 1977 1st round draft choice (later returned to Rangers). Claimed off waivers by Washington on 1/15/79.)												
19, II	Larry Popein (C)	1954-55—1960-61	402	75	127	202	150	15	1	4	5	6
34	Peter Popovic (D)	1998-99	68	1	4	5	40	—	—	—	—	—
(Acquired from Montreal on 6/30/98 for Sylvain Blouin and a 1999 6th round draft choice (later traded). Traded to Pittsburgh on 9/30/99 for Kevin Hatcher.)												
3, 16	Tom Poti (D)	2001-02—2005-06	231	25	78	103	177	4	0	0	0	2
(Acquired from Edmonton on 3/19/02 with Rem Murray for Mike York and a 2002 4th round draft choice (Ivan Koltsov). Left via free agency.)												
38, 44	Corey Potter (D)	2008-09—2009-10	8	1	1	2	2	—	—	—	—	—
(Selected in the 4th round, 122nd overall, in the 2003 Entry Draft. Left via free agency.)												
67	Benoit Pouliot (LW)	2013-14	80	15	21	36	56	25	5	5	10	26
(Signed as a free agent on 7/5/13. Left via free agency.)												
8	Darroll Powe (C)	2012-13—2013-14	35	0	0	0	18	3	0	0	0	0
(Acquired from Minnesota on 2/4/13 with Nick Palmieri for Mike Rupp. Left via free agency.)												
2, II	Babe Pratt (D)	1935-36—1942-43	308	27	97	124	299	39	9	8	17	72
15, 17	Dean Prentice (LW)	1952-53—1962-63	666	186	236	422	266	19	2	7	9	10
18	Wayne Presley (RW)	1995-96	61	4	6	10	71	—	—	—	—	—
(Signed as a free agent on 8/2/95. Traded to Toronto on 2/29/96 with Nick Kypros for Bill Berg and Sergio Momesso.)												
15, 16, II	Noel Price (D)	1959-60—1960-61	8	0	0	0	4	—	—	—	—	—
47	Pat Price (D)	1986-87	13	0	2	2	49	6	0	1	1	27
32	Sean Pronger (C)	1998-99	14	0	3	3	4	—	—	—	—	—
(Acquired from Pittsburgh on 11/25/98 with Petr Nedved and Chris Tamer for Alexei Kovalev and Harry York. Traded to Los Angeles on 2/12/99 for Eric Lacroix.)												
20	Vinny Prospal (C)	2009-10—2010-11	104	29	52	81	40	5	1	0	1	0
(Signed as free agent on 8/17/09. Left via free agency.)												
25	Petr Prucha (RW)	2005-06—2008-09	237	63	50	113	100	17	1	1	2	4
(Selected in the 8th round, 240th overall, in the 2002 Entry Draft. Traded to Phoenix on 3/4/09 with Nigel Dawes and Dmitri Kalinin for Derek Morris.)												
8	Brandon Prust (LW)	2009-10—2011-12	190	22	33	55	381	24	1	2	3	35
(Acquired from Calgary on 2/2/10 with Olli Jokinen for Ales Kotalik and Chris Higgins. Left via free agency.)												
12	Matt Puempel (LW)	2016-17	27	6	3	9	4	—	—	—	—	—
(Claimed off waivers from Ottawa on 11/21/16. Traded to Detroit on 10/21/17 for Ryan Sproul.)												
45, 5	Dale Purinton (D)	1999-00—2003-04	181	4	16	20	578	—	—	—	—	—
(Selected in the 5th round, 117th overall, in the 1995 Entry Draft. Left via free agency.)												
24	Jamie Pushor (D)	2003-04	7	0	0	0	0	—	—	—	—	—
(Acquired from Columbus on 1/23/04 for a 2004 8th round draft choice (Matt Greer). Left via free agency.)												
17	Jean Pusie (D)	1933-34	19	0	2	2	17	—	—	—	—	—
14	Taylor Pyatt (LW)	2012-13—2013-14	70	6	6	12	16	12	2	2	4	4
(Signed as a free agent on 7/3/12. Claimed off waivers by Pittsburgh on 11/2/14.)												
12, 15	Leo Quenneville (LW)	1929-30	25	0	3	3	10	3	0	0	0	0
5	Stephane Quintal (D)	1999-00	75	2	14	16	77	—	—	—	—	—
(Signed as a free agent on 7/6/99. Claimed off waivers by Chicago on 10/5/00.)												
23	Karel Rachunek (D)	2003-04; 2006-07	78	7	23	30	42	6	0	4	4	2
(Acquired from Ottawa on 3/9/04 with Alexandre Giroux for Greg de Vries. Left via free agency.)												
9, 15, 7	Don Raleigh (C)	1943-44;										
		1947-48—1955-56	535	101	219	320	96	18	6	5	11	6
10, 5,	Jean Ratelle (C)	1960-61—1975-76	861	336	481	817	192	65	9	33	42	12
14, 19												
5	Mel Read (C)	1946-47	6	0	0	0	8	—	—	—	—	—
6	Wade Rodden (D)	2008-09—2009-10	156	5	35	40	78	7	0	2	2	0
(Signed as a free agent on 7/1/08. Contract bought out on 1/16/13.)												
4, II	Bill Regan (D)	1929-30—1930-31	51	2	1	3	55	8	0	0	0	2
12	Oliver Reinikka (C)	1926-27	16	0	0	0	0	—	—	—	—	—
5	Leo Reise Jr. (D)	1952-53—1953-54	131	7	20	27	124	—	—	—	—	—
3	Leo Reise Sr. (D)	1929-30	14	0	1	1	8	4	0	0	0	16
4	Erik Reitz (D)	2008-09	11	0	0	0	24	—	—	—	—	—
(Acquired from Minnesota on 1/29/09 for Dan Fritsche. Claimed off waivers by Toronto on 3/4/09.)												
20	Pascal Rheume (C)	2003-04	17	0	0	0	5	—	—	—	—	—
(Signed as a free agent on 10/22/03. Claimed off waivers by St. Louis on 1/29/04.)												
10	Steven Rice (RW)	1990-91	11	1	1	2	4	2	2	1	3	6
(Selected in the 1st round, 20th overall, in the 1989 Entry Draft. Traded to Edmonton on 10/4/91 with Bernie Nicholls and Louie DeBrusk for Mark Messier and future considerations (David Shaw for Jeff Beukeboom on 11/12/91).)												
19	Brad Richards (C)	2011-12—2013-14	210	56	95	151	54	55	12	16	28	14
(Signed as a free agent on 7/2/11. Contract bought out on 6/20/14.)												
18	Dave Richardson (LW)	1963-64—1964-65	41	3	2	5	23	—	—	—	—	—
41	Steve Richmond (D)	1983-84—1985-86	77	2	12	14	263	4	0	0	0	12
29	Barry Richter (D)	1995-96	4	0	1	1	0	—	—	—	—	—
(Acquired from Hartford on 11/2/93 with Nick Kypros, Steve Larmer, and a 1994 6th round draft choice (Yuri Litvinov) for Darren Turcotte and James Patrick. Left via free agency.)												
18	Mike Ridley (C)	1985-86—1986-87	118	38	63	101	89	16	6	8	14	26
(Signed as a free agent on 9/28/85. Traded to Washington on 1/1/87 with Bob Crawford and Kelly Miller for Bobby Carpenter and a 1989 2nd round draft choice (Jason Prossofsky).)												

ALL-TIME PLAYER REGISTER

NO.	NAME & POSITION	YEARS PLAYED	REGULAR SEASON					PLAYOFFS				
			GP	G	A	PTS	PIM	GP	G	A	PTS	PIM
4	Vic Ripley (LW)	1933-34–1934-35	38	5	14	19	12	2	1	0	1	4
12	Patrick Rissmiller (LW)	2008-09	2	0	0	0	0	—	—	—	—	—
	(Signed as a free agent on 7/1/08. Traded to Atlanta on 8/2/10 with Donald Brashear for Todd White.)											
19	Alex Ritson (LW)	1944-45	1	0	0	0	0	—	—	—	—	—
21	Wayne Rivers (RW)	1968-69	4	0	0	0	0	—	—	—	—	—
21	Bert Robertsson (D)	2000-01	2	0	0	0	4	—	—	—	—	—
	(Acquired from Columbus on 11/9/00 for Jean-Francois Labbe. Traded to Nashville on 3/7/01 for Ryan Tobler.)											
5, 19	Doug Robinson (LW)	1964-65–1966-67	73	16	26	42	10	—	—	—	—	—
20	Luc Robitaille (LW)	1995-96–1996-97	146	47	70	117	128	26	5	12	17	12
	(Acquired from Pittsburgh on 8/31/95 with Ulf Samuelsson for Petr Nedved and Sergei Zubov. Traded to Los Angeles on 8/28/97 for Kevin Stevens.)											
23, 24, 25	Mike Robitaille (D)	1969-70–1970-71	15	1	1	2	15	—	—	—	—	—
16	Leon Rochefort (RW)	1960-61; 1962-63	24	5	4	9	6	—	—	—	—	—
5	Normand Rochefort (D)	1988-89–1991-92	112	7	15	22	108	10	2	1	3	26
	(Acquired from Quebec on 8/1/88 with Jason Lafrenierre for Walt Poddubny, Bruce Bell, Jari Gronstrand, and a 1989 4th round draft choice (Eric Dubois). Left via free agency.)											
12	Eddie Rodden (C)	1930-31	19	0	3	3	8	—	—	—	—	—
27, 17	Mike Rogers (C)	1981-82–1985-86	316	117	191	308	142	14	1	10	11	6
	(Acquired from Hartford on 10/2/81 with a 1982 10th round draft choice (Simo Saarinen) for Chris Kotsopoulos, Gerry McDonald, and Doug Sullivan. Traded to Edmonton on 12/19/85 for Larry Melnyk and Todd Strueby.)											
5	Dale Rolfe (D)	1970-71–1974-75	244	13	66	79	250	50	5	17	22	59
	(Acquired from Detroit on 3/2/71 for Jim Krulicki and cash. Retired following the 1974-75 season.)											
17, 19	Len Ronson (LW)	1960-61	13	2	1	3	10	—	—	—	—	—
9	Paul Ronty (C)	1951-52–1954-55	259	45	113	158	64	—	—	—	—	—
15, 2	Jim Ross (D)	1951-52–1952-53	62	2	11	13	29	—	—	—	—	—
22	Bobby Rousseau (RW)	1971-72–1974-75	236	41	116	157	30	38	9	22	31	15
	(Acquired from Minnesota on 6/8/71 to complete transaction that sent Bob Nevin to Minnesota on 5/26/71. Retired following the 1974-75 season.)											
15	Ronnie Rowe (LW)	1947-48	5	1	0	1	0	—	—	—	—	—
8	Jean-Yves Roy (RW)	1994-95	3	1	0	1	2	—	—	—	—	—
	(Signed as a free agent on 7/20/92. Traded to Ottawa on 10/6/95 for Steve Larouche.)											
3, 33	Michal Rozsival (D)	2005-06–2010-11	432	42	134	176	374	31	4	10	14	32
	(Signed as a free agent on 8/29/05. Traded to Phoenix on 1/10/11 for Wojtek Wolski.)											
20	Steve Rucchin (C)	2005-06	72	13	23	36	10	4	1	0	1	0
	(Acquired from Anaheim on 8/23/05 for Trevor Gillies and a 2007 4th round draft choice (later traded). Left via free agency.)											
19, 26	Martin Rucinsky (LW)	2001-02; 2003-04; 2005-06	136	32	78	110	124	2	0	1	1	2
	(Acquired from Dallas on 3/12/02 with Roman Lyashenko for Manny Malhotra and Barrett Heisten. Left via free agency. Signed as a free agent on 8/28/03. Traded to Vancouver on 3/9/04 for Martin Grenier and R.J. Umberger. Signed as a free agent on 8/3/05. Left via free agency.)											
44	Lindy Ruff (D/LW)	1988-89–1990-91	83	3	12	15	138	10	0	3	3	29
	(Acquired from Buffalo on 3/7/89 for a 1990 5th round draft choice (Richard Smehtlik). Left via free agency.)											
29	Reijo Ruotsalainen (D)	1981-82–1985-86	389	99	217	316	154	43	11	16	27	22
	(Selected in the 6th round, 119th overall, in the 1980 Entry Draft. Traded to Edmonton on 10/23/86 with Clark Donatelli, Ville Kentala, and Jim Wiemer for Mike Golden, Don Jackson, Miloslav Horava, and future considerations (Stu Kulak on 3/10/87).)											
19	Duane Rupp (D)	1962-63	2	0	0	0	0	—	—	—	—	—
7, 17	Mike Rupp (LW)	2011-12–2012-13	68	4	1	5	109	20	0	0	0	36
	(Signed as a free agent on 7/1/11. Traded to Minnesota on 2/4/13 for Nick Palmieri and Darroll Powe.)											
12, 16	Church Russell (LW/C)	1945-46–1947-48	90	20	16	36	12	—	—	—	—	—
21	Simo Saarinen (D)	1984-85	8	0	0	0	8	—	—	—	—	—
26, 4, 20, 5, 24, 2	Larry Sacharuk (D)	1972-73–1973-74; 1975-76–1976-77	75	9	11	20	18	—	—	—	—	—
8, 26	Kjell Samuelsson (D)	1985-86–1986-87	39	2	6	8	60	9	0	1	1	8
	(Selected in the 6th round, 119th overall, in the 1984 Entry Draft. Traded to Philadelphia on 12/28/86 with a 1989 2nd round draft choice (Patrik Juhlin) for Bob Froese.)											
37	Mikael Samuelsson (RW)	2001-02–2002-03	125	14	24	38	55	—	—	—	—	—
	(Acquired from San Jose on 6/24/01 with Christian Gosselin for Adam Graves. Traded to Pittsburgh on 2/10/03 with Joel Bouchard, Richard Lintner, and Rico Fata for Alexei Kovalev, Dan LaCouture, Janne Laukkanen, and Mike Wilson.)											
5	Ulf Samuelsson (D)	1995-96–1998-99	287	14	46	60	475	26	1	7	8	46
	(Acquired from Pittsburgh on 8/31/95 with Luc Robitaille for Petr Nedved and Sergei Zubov. Traded to Detroit on 3/23/99 for a 1999 2nd round draft choice (David Inman) and a 2000 3rd round draft choice (originally the Rangers' pick - Rangers selected Johan Asplund.)											
4, 16	Derek Sanderson (C)	1974-75–1975-76	83	25	25	50	110	3	0	0	0	0
	(Acquired from Boston on 6/12/74 for Walt McKechnie. Traded to St. Louis on 10/30/75 for return of Rangers' 1977 1st round draft choice.)											
5	Charlie Sands (C)	1943-44	9	0	2	2	0	—	—	—	—	—
28	Tomas Sandstrom (RW)	1984-85–1989-90	407	173	207	380	563	29	8	12	20	54
	(Selected in the 2nd round, 36th overall, in the 1982 Entry Draft. Traded to Los Angeles on 1/20/90 with Tony Granato for Bernie Nicholls.)											
54	Bobby Sanguinetti (D)	2009-10	5	0	0	0	4	—	—	—	—	—
	(Selected in the 1st round, 21st overall, in the 2006 Entry Draft. Traded to Carolina on 6/26/10 for a 2010 6th round draft choice (Jesper Fast) and a 2011 2nd round draft choice (later traded).)											
6	Glen Sather (LW)	1970-71–1973-74	186	18	24	42	193	38	0	2	2	47
	(Acquired from Pittsburgh on 1/26/71 for Syl Apps Jr. and future considerations (Sheldon Kannegiesser). Traded to St. Louis on 10/28/73 with Rene Villeneuve for Jack Eggers.)											
56, 38	Michael Sauer (D)	2008-09; 2010-11–2011-12	98	4	14	18	96	5	0	1	1	0
	(Selected in the 2nd round, 40th overall, in the 2005 Entry Draft. Did not play following the 2011-12 season.)											
10, 33	Marc Savard (C)	1997-98–1998-99	98	10	41	51	42	—	—	—	—	—
	(Selected in the 4th round, 91st overall, in the 1995 Entry Draft. Traded to Calgary on 6/26/99 with a 1999 1st round draft choice (Oleg Saprykin) for Jan Havac, a 1999 1st round draft choice (Jamie Lundmark), and a 1999 3rd round draft choice (later traded).)											
21, 17	Chuck Scherza (C)	1943-44–1944-45	27	5	5	10	29	—	—	—	—	—
18, 16, 19, 21	Ken Schinkel (RW)	1959-60–1963-64; 1966-67	265	34	55	89	77	6	1	1	2	0

ALL-TIME PLAYER REGISTER

No.	Name & Position	Years Played	Regular Season					Playoffs				
			GP	G	A	PTS	PIM	GP	G	A	PTS	PIM
25, 21	Mathieu Schneider (D) (Acquired from Toronto on 10/14/98 for Alexander Karpovtsev and a 1999 4th round draft choice (Mirko Murovic). Selected by Columbus in the NHL Expansion Draft on 6/23/00.)	1998-99–1999-00	155	20	44	64	149	—	—	—	—	—
28	John Scott (D/LW) (Acquired from Chicago on 2/27/12 for a 2012 5th round draft choice (Travis Brown). Left via free agency.)	2011-12	6	0	0	0	5	—	—	—	—	—
11	Laurie Scott (LW)	1927-28	23	0	1	1	6	—	—	—	—	—
13	Richard Scott (RW) (Signed as a free agent on 5/8/01. Retired following the 2003-04 season.)	2001-02; 2003-04	10	0	0	0	28	—	—	—	—	—
42	Brandon Segal (RW) (Signed as a free agent on 7/11/12. Left via free agency.)	2012-13	1	0	0	0	2	—	—	—	—	—
2, 21	Earl Seibert (D) (Called up from Springfield and signed to first NHL contract on 5/9/31. Traded to Chicago for Art Coulter on 1/15/36.)	1931-32–1935-36	204	27	41	68	338	21	2	2	4	40
16	Rod Seiling (D) (Acquired from Toronto on 2/22/64 with Bob Nevin, Dick Duff, Arnie Brown, and Bill Collins for Andy Bathgate and Don McKeeney. Claimed by St. Louis in NHL Expansion Draft on 6/6/67. Acquired from St. Louis on 6/6/67 for Gary Sabourin, Bob Plager, Gord Kanngiesler, and Tim Ecclestone. Claimed off waivers by Washington on 10/29/74.)	1963-64–1974-75	644	50	198	248	425	54	4	7	11	47
16	George Senick (LW)	1952-53	13	2	3	5	8	—	—	—	—	—
36	Pierre Sevigny (LW) (Signed as a free agent on 8/27/97. Left via free agency.)	1997-98	3	0	0	0	2	—	—	—	—	—
5, 6	Eddie Shack (RW)	1958-59–1960-61	141	16	26	42	232	—	—	—	—	—
16, 18	Joe Shack (LW)	1942-43; 1944-45	70	9	27	36	20	—	—	—	—	—
14	Brendan Shanahan (LW) (Signed as a free agent on 7/9/06. Left via free agency.)	2006-07–2007-08	140	52	56	108	82	20	6	6	12	20
22	Kevin Shattenkirk (D) (Signed as a free agent on 7/1/17. Contract bought out on 8/1/19.)	2017-18–2018-19	119	7	44	51	64	—	—	—	—	—
21, 27	David Shaw (D) (Acquired from Quebec on 9/30/87 with John Ogradnick for Jeff Jackson and Terry Carkner. Traded to Edmonton on 11/12/91 for Jeff Beukeboom as future considerations of the trade with the Oilers on 10/4/91.)	1987-88–1991-92	240	17	57	74	314	10	0	2	2	41
6	Bobby Sheehan (C)	1978-79	—	—	—	—	—	15	4	3	7	8
45	Jody Shelley (LW) (Acquired from San Jose on 2/12/10 for a 2011 6th round draft choice (Daniil Sobchenko). Left via free agency.)	2009-10	21	2	4	6	37	—	—	—	—	—
45	James Sheppard (C) (Acquired from San Jose on 3/1/15 for a 2016 4th round draft choice (Noah Gregor). Left via free agency.)	2014-15	14	2	0	2	9	13	1	1	2	8
23	Ray Sheppard (RW) (Acquired from Buffalo on 7/9/90 for cash and future considerations. Left via free agency.)	1990-91	59	24	23	47	21	—	—	—	—	—
3	Fred Shero (D)	1947-48–1949-50	145	6	14	20	137	13	0	2	2	8
4	Alex Shiibicky (LW)	1935-36–1941-42; 1945-46	324	109	92	201	161	39	12	12	24	12
4	Alex "Babe" Siebert (LW) (Acquired from Montreal Maroons on 7/20/32 for cash. Traded to Boston on 12/18/33 for Vic Ripley and Roy Burmeister.)	1932-33–1933-34	56	9	11	20	54	8	1	0	1	12
18	Mike Siklenka (RW) (Claimed from Philadelphia on 10/3/03 in the NHL Waiver Draft. Claimed off waivers by Philadelphia on 11/5/03.)	2003-04	1	0	0	0	0	—	—	—	—	—
16	Dave Silk (RW) (Signed as a free agent on 3/3/80. Traded to Boston on 10/5/83 for Dave Barr.)	1979-80–1982-83	141	30	33	63	112	9	2	4	6	4
41	Mike Sittala (RW) (Signed as a free agent on 8/15/86. Traded to Los Angeles on 1/21/88 with Gord Walker for Joe Paterson.)	1986-87–1987-88	4	0	0	0	0	—	—	—	—	—
17	Chris Simon (LW) (Signed as a free agent on 7/25/03. Traded to Calgary on 3/6/04 with a 2004 7th round draft choice (Matt Schneider) for Blair Betts, Jamie McLennan, and Greg Moore.)	2003-04	65	14	9	23	225	—	—	—	—	—
21	Reg Sinclair (RW)	1950-51–1951-52	139	38	31	69	103	—	—	—	—	—
20	Fredrik Sjostrom (LW) (Acquired from Phoenix on 2/26/08 with David LeNeveu, Josh Gratton, and a 2009 5th round draft choice (Roman Horak) for AI Montoya and Marcel Hossa. Left via free agency.)	2007-08–2008-09	97	9	6	15	38	17	0	2	2	2
*76	Brady Skjei (D) (Selected in the 1st round, 28th overall, in the 2012 Entry Draft.)	2015-16–2018-19	247	17	72	89	129	17	4	3	7	12
20	Brian Skrudland (C) (Signed as a free agent on 7/7/97. Traded to Dallas on 3/24/98 with Mike Keane and a 1998 6th round draft choice (Pavel Patera) for Todd Harvey, Bob Errey, and a 1998 4th round draft choice (Boyd Kane).)	1997-98	59	5	6	11	39	—	—	—	—	—
11, 16, 20	Ed Slowinski (RW)	1947-48–1952-53	291	58	74	132	63	16	2	6	8	6
*42	Brendan Smith (D) (Acquired from Detroit on 2/28/17 for a 2017 3rd round draft choice (Zachary Gallant) and a 2018 2nd round draft choice (Jonatan Berggren).)	2016-17–2018-19	125	6	19	25	169	12	0	4	4	20
11, 14, 10, 20	Clint Smith (C)	1936-37–1942-43	281	80	116	196	12	29	4	5	9	2
15	Dallas Smith (D)	1977-78	29	1	4	5	23	1	0	1	1	0
21	Don Smith (RW)	1949-50	10	1	1	2	0	1	0	0	0	0
19	Floyd Smith (RW)	1960-61	29	5	9	14	0	—	—	—	—	—
14	Geoff Smith (D) (Signed as a free agent on 9/29/97. Traded to St. Louis on 2/13/99 with Jeff Finley for future considerations (Chris Kenady).)	1997-98–1998-99	19	1	1	2	8	—	—	—	—	—
17, 20	Stan Smith (C)	1939-40–1940-41	9	2	1	3	0	1	0	0	0	0
25	Peter Smrek (D) (Acquired from St. Louis on 3/5/01 for Alexei Gusev. Traded to Nashville on 3/19/02 for Richard Lintner.)	2000-01–2001-02	22	0	4	4	16	—	—	—	—	—
8, 39	Brad Smyth (RW) (Acquired from Los Angeles on 11/14/97 for future considerations. Left via free agency. Acquired from Nashville on 5/3/99 for future considerations. Left via free agency.)	1997-98; 2000-01	5	1	0	1	4	—	—	—	—	—
12	Art Somers (LW)	1931-32–1934-35	145	19	37	56	84	19	1	5	6	18
16	Glen Sonmor (LW)	1953-54–1954-55	28	2	0	2	21	—	—	—	—	—
16, 21, 15	Irv Spencer (D)	1959-60–1961-62	131	4	20	24	81	1	0	0	0	2

ALL-TIME PLAYER REGISTER

NO.	NAME & POSITION	YEARS PLAYED	REGULAR SEASON					PLAYOFFS				
			GP	G	A	PTS	PIM	GP	G	A	PTS	PIM
23	Ryan Spooner (C) (Acquired from Boston on 2/25/18 with Matt Boleskey, Ryan Lindgren, a 2018 1st round draft choice (later traded), and a 2019 7th round draft choice (later traded) for Rick Nash. Traded to Edmonton on 11/16/18 for Ryan Strome.)	2017-18–2018-19	36	5	13	18	2	—	—	—	—	—
25	Ryan Sproul (D) (Acquired from Detroit on 10/21/17 for Matt Puempel. Left via free agency.)	2017-18	16	1	4	5	6	—	—	—	—	—
26	Martin St. Louis (RW) (Acquired from Tampa Bay on 3/5/14 with a 2015 2nd round draft choice (later traded) for Ryan Callahan, a 2014 1st round draft choice (later traded), a 2015 1st round draft choice (later traded), and a 2015 7th round draft choice (later traded). Retired on 7/2/15.)	2013-14–2014-15	93	22	38	60	24	44	9	13	22	6
12	Eric Staal (C) (Acquired from Carolina on 2/28/16 for Aleksi Saarela, a 2016 2nd round draft choice (later traded), and a 2017 2nd round draft choice (Luke Martin). Left via free agency.)	2015-16	20	3	3	6	2	5	0	0	0	4
*18	Marc Staal (D) (Selected in the 1st round, 12th overall, in the 2005 Entry Draft.)	2007-08–2018-19	840	41	136	177	416	104	6	13	19	42
25	Viktor Stalberg (LW) (Signed as a free agent on 7/1/15. Left via free agency.)	2015-16	75	9	11	20	22	5	0	0	0	6
16	Al "Red" Staley (C)	1948-49	1	0	1	1	0	—	—	—	—	—
8	Allan Stanley (D)	1948-49–1954-55	307	23	56	79	272	12	2	5	7	10
4	Wally Stanowski (D)	1948-49–1950-51	146	3	14	17	54	—	—	—	—	—
4	Harold Starr (D)	1934-35–1935-36	49	0	0	0	42	4	0	0	0	2
21	Bud Stefanski (C)	1977-78	1	0	0	0	0	—	—	—	—	—
21, 27	Pete Stelmowski (C) (Acquired from Detroit on 10/31/70 for Larry Brown. Left via free agency - Rangers received future considerations (1978 3rd round draft choice - Dean Turner) as compensation on 8/31/77.)	1970-71–1976-77	496	113	204	317	379	55	18	18	36	75
12	Lee Stempniak (RW) (Signed as a free agent on 7/19/14. Traded to Winnipeg on 3/1/15 for Carl Klingberg.)	2014-15	53	9	9	18	18	—	—	—	—	—
21	Derek Stepan (C) (Selected in the 2nd round, 51st overall, in the 2008 Entry Draft. Traded to Arizona on 6/23/17 with Antti Raanta for Tony DeAngelo and a 2017 1st round draft choice (Lias Andersson).)	2010-11–2016-17	515	128	232	360	130	97	19	30	49	24
5	Ulf Sterner (LW)	1964-65	4	0	0	0	0	—	—	—	—	—
17	Kevin Stevens (LW) (Acquired from Los Angeles on 8/28/97 for Luc Robitaille. Left via free agency.)	1997-98–1999-00	199	40	52	92	237	—	—	—	—	—
16	Gaye Stewart (LW)	1951-52–1952-53	87	16	27	43	30	—	—	—	—	—
12	Ron Stewart (RW) (Acquired from St. Louis on 11/27/67 with Ron Attwell for Red Berenson and Barclay Plager. Traded to Vancouver on 11/16/71 with Dave Balon and Wayne Connelly for Gary Doak and Jim Wiste. Acquired from Vancouver on 3/5/72 for cash and the loan of Mike McMahon for the remainder of the 1971-72 season. Traded to NY Islanders on 11/14/72 for cash.)	1967-68–1971-72; 1971-72–1972-73	306	44	37	81	74	37	4	3	7	4
28, 20,	P.J. Stock (C)	1997-98–1999-00	54	2	4	6	131	—	—	—	—	—
32	(Signed as a free agent on 9/2/97. Left via free agency. Signed as a free agent on 8/23/01. Selected by Boston on 9/28/01 in the NHL Waiver Draft.)	1997-98–1999-00	54	2	4	6	131	—	—	—	—	—
12, 13	Jack Stoddard (RW)	1951-52–1952-53	80	16	15	31	31	—	—	—	—	—
26	Jarret Stoll (C) (Signed as a free agent on 8/10/15. Claimed off waivers by Minnesota on 12/15/15.)	2015-16	29	1	2	3	20	—	—	—	—	—
21	Blaine Stoughton (LW) (Acquired from Hartford on 2/27/84 for Scot Kleinendorst. Left via free agency.)	1983-84	14	5	2	7	4	—	—	—	—	—
21	Neil Strain (LW)	1952-53	52	11	13	24	12	—	—	—	—	—
82	Martin Straka (LW) (Signed as a free agent on 8/2/05. Left via free agency.)	2005-06–2007-08	224	65	122	187	88	24	5	15	20	20
32, 6	Anton Stralman (D) (Signed as a free agent on 11/5/11. Left via free agency.)	2011-12–2013-14	182	7	31	38	62	55	3	8	11	8
10	Art Stratton (C)	1959-60	18	2	5	7	2	—	—	—	—	—
10	Art Strobel (LW)	1943-44	7	0	0	0	0	—	—	—	—	—
*16	Ryan Strome (C) (Acquired from Edmonton on 11/16/18 for Ryan Spooner.)	2018-19	63	18	15	33	50	—	—	—	—	—
34	Jason Strudwick (D) (Signed as a free agent on 7/20/04. Left via free agency. Signed as a free agent on 3/19/07. Left via free agency.)	2005-06; 2006-07–2007-08	125	4	5	9	108	5	0	0	0	0
9	Doug Sullivan (RW) (Selected in the 1st round, 13th overall, in 1979 Entry Draft. Traded to Hartford on 10/2/81 with Chris Kostopoulos and Gerry McDonald for Mike Rogers and future considerations (1982 10th round draft choice - Simo Saarinen).)	1979-80–1980-81	63	8	8	16	34	3	1	0	1	0
7	Red Sullivan (C) (Acquired from Chicago on 6/19/56 for Wally Hergesheimer. Retired as a player and was named Rangers Head Coach on 12/28/62.)	1956-57–1960-61	322	59	150	209	296	6	1	2	3	4
55	Chris Summers (D) (Acquired from Arizona on 3/1/15 with Keith Yandle and a 2016 4th round draft choice (Tarmo Reunanen) for John Moore, Anthony Duclair, a 2015 2nd round draft choice (later traded), and a 2015 1st round draft choice (later traded). Left via free agency.)	2014-15–2015-16	6	0	0	0	4	—	—	—	—	—
38	Ronnie Sundin (D) (Selected in the 9th round, 237th overall, in the 1996 Entry Draft. Left via free agency.)	1997-98	1	0	0	0	0	—	—	—	—	—
24	Niklas Sundstrom (RW/LW) (Selected in the 1st round, 8th overall, in the 1993 Entry Draft. Traded to Tampa Bay on 6/26/99 with Dan Cloutier, a 2000 1st round draft choice (Nikita Alexeev), and a 2000 3rd round draft choice (later traded) for a 1999 1st round draft choice (Pavel Brendl).)	1995-96–1998-99	315	65	98	163	78	20	4	8	12	6
38, 25	Peter Sundstrom (RW) (Selected in the 3rd round, 50th overall, in the 1981 Entry Draft. Traded to Washington on 8/27/87 for a 1988 5th round draft choice (Martin Berggren).)	1983-84–1985-86	206	48	62	110	70	9	1	3	4	2
5	Bill Sweeney (C)	1959-60	4	1	0	1	0	—	—	—	—	—
37	Tim Sweeney (RW) (Signed as a free agent on 9/11/97. Retired following the 1997-98 season.)	1997-98	56	11	18	29	26	—	—	—	—	—
17	Petr Sykora (RW) (Acquired from Anaheim on 11/8/06 with a 2007 4th round draft choice (later traded) for Maxim Kondratiev. Left via free agency.)	2005-06	40	16	15	31	22	4	0	0	0	0
15	Jeff Taffe (LW) (Acquired from Phoenix on 10/18/05 for Jamie Lundmark. Traded to Phoenix on 1/24/06 for Martin Sonnenberg.)	2005-06	2	0	0	0	0	—	—	—	—	—

ALL-TIME PLAYER REGISTER

NO.	NAME & POSITION	YEARS PLAYED	REGULAR SEASON					PLAYOFFS				
			GP	G	A	PTS	PIM	GP	G	A	PTS	PIM
19	Dean Talafofus (RW)	1978-79–1981-82	202	42	60	102	91	19	4	7	11	11
	(Signed as a free agent on 7/17/78. Retired on 12/30/81.)											
35, 26	Ron Talakoski (RW)	1986-87–1987-88	9	0	1	1	33	—	—	—	—	—
3, 4	Chris Tamer (D)	1988-89	52	1	5	6	92	—	—	—	—	—
	(Acquired from Pittsburgh on 11/25/98 with Petr Nedved and Sean Pronger for Alexei Kovalev and Harry York. Selected by Atlanta on 6/25/99 in the NHL Expansion Draft.)											
15	Spence Tatchell (D)	1942-43	1	0	0	0	0	—	—	—	—	—
19, 6	Bill Taylor Jr. (C)	1964-65	2	0	0	0	0	—	—	—	—	—
8	Bill Taylor Sr. (C)	1947-48	2	0	0	0	0	—	—	—	—	—
12	Ralph Taylor (D)	1929-30	22	2	0	2	32	4	0	0	0	10
6, 18	Ted Taylor (LW)	1964-65–1965-66	8	0	1	1	6	—	—	—	—	—
26	Tim Taylor (C)	1999-00–2000-01	114	11	16	27	88	—	—	—	—	—
	(Signed as a free agent on 7/15/99. Traded to Tampa Bay on 6/30/01 for Iis Ekman and Kyle Freadrich.)											
58	Christian Thomas (RW)	2012-13	1	0	0	0	0	—	—	—	—	—
	(Selected in the 2nd round, 40th overall in the 2010 Entry Draft. Traded to Montreal on 7/21/13 for Danny Kristo.)											
10, 8	Paul Thompson (LW)	1926-27–1930-31	217	35	32	67	150	24	3	2	5	38
	(Signed as a free agent on 10/12/26. Traded to Chicago on 9/27/31 for Art Somers and Vic Desjardins.)											
14, 7	Fred Thurier (C)	1944-45	50	16	19	35	14	—	—	—	—	—
44	Billy Tibbetts (RW)	2002-03	11	0	0	0	12	—	—	—	—	—
	(Signed as a free agent on 12/16/02. Left via free agency.)											
10	Esa Tikkanen (LW)	1992-93–1993-94	144	25	42	67	176	38	13	7	20	60
	(Acquired from Edmonton on 3/17/93 for Doug Weight. Traded to St. Louis on 7/24/94 with Doug Lidster for Petr Nedved. Acquired from Vancouver on 3/8/97 with Russ Courtnall for Sergei Nemchinov and Brian Noonan. Left via free agency. Signed as a free agent on 10/9/98. Left via free agency.)											
32, 6	Mark Tinordi (D)	1987-88	24	1	2	3	50	—	—	—	—	—
	(Signed as a free agent on 9/19/87. Traded to Minnesota on 10/11/88 with Paul Jerrard, Bret Barnett, Mike Sullivan, and a 1989 3rd round draft choice (Murray Garbutt) for Brian Lawton, Igor Liba, and Eric Bennett.)											
18	Walt Tkaczuk (C)	1967-68–1980-81	945	227	451	678	556	93	19	32	51	119
29, 32	Jeff Toms (LW)	2000-01–2001-02	53	8	5	13	10	—	—	—	—	—
	(Claimed off waivers from the Islanders on 1/13/01. Claimed off waivers by Pittsburgh on 3/16/02.)											
12	Zellio Toppazzini (RW)	1950-51–1951-52	71	15	14	29	31	—	—	—	—	—
20, 14	Wes Trainor (RW)	1948-49	17	1	2	3	6	—	—	—	—	—
42	John Tripp (RW)	2002-03	9	1	2	3	2	—	—	—	—	—
	(Signed as a free agent on 1/7/03. Left via free agency.)											
14	Guy Trottier (RW)	1968-69	2	0	0	0	0	—	—	—	—	—
4	Rene Trudell (RW)	1945-46–1947-48	129	24	28	52	72	5	0	0	0	2
8	Darren Turcotte (C)	1988-89–1993-94	325	122	133	255	183	25	6	8	14	10
	(Selected in the 6th round, 114th overall, in the 1986 Entry Draft. Traded to Hartford on 11/2/93 with James Patrick for Steve Larmer, Nick Kypreos, Barry Richter, and a 1994 6th round draft choice (Yuri Litvinov).)											
6	Dean Turner (D)	1978-79	1	0	0	0	0	—	—	—	—	—
	(Selected in the 3rd round, 44th overall, in the 1978 Amateur Draft. Traded to Colorado on 11/2/79 with Pat Hickey, Mike McEwen, Lucien DeBlois, and future considerations (the Nov. 12, 1979 loan of Dennis Owhcar and Larry Skinner to New Haven (AHL) in exchange for Bobby Sheehan as well as Bob Crawford on Jan. 15, 1980) for Barry Beck.)											
17	Norm Tustin (LW)	1941-42	18	2	4	6	0	—	—	—	—	—
37	Tony Tuzzolino (RW)	2000-01	6	0	0	0	5	—	—	—	—	—
	(Signed as a free agent on 2/10/01. Left via free agency.)											
51	Fedor Tyutin (D)	2003-04–2007-08	250	15	51	66	159	24	0	9	9	12
	(Selected in the 2nd round, 40th overall, in the 2001 Entry Draft. Traded to Columbus on 7/2/08 with Christian Backman for Nikolai Zherdev and Dan Fritsche.)											
55	Igor Ulanov (D)	2001-02	39	0	6	6	53	—	—	—	—	—
	(Signed as a free agent on 7/1/01. Traded to Florida on 3/18/02 with Filip Novak, a 2002 1st round draft choice (later traded), a 2002 2nd round draft choice (Rob Globke), and a 2003 4th round draft choice (later traded) for Pavel Bure and a 2002 2nd round draft choice (Lee Falardeau).)											
38	Jeff Ulmer (RW)	2000-01	21	3	0	3	8	—	—	—	—	—
	(Signed as a free agent on 7/27/00. Traded to Ottawa on 6/29/01 with Jason Daig for Sean Gagnon.)											
53	Layne Ulmer (C)	2003-04	1	0	0	0	0	—	—	—	—	—
	(Signed as free agent on 6/13/01. Left via free agency.)											
2, 5	Carol Vadnais (D)	1975-76–1981-82	485	56	190	246	690	54	5	16	21	65
	(Acquired from Boston on 11/7/75 with Phil Esposito for Jean Ratelle, Brad Park, and Joe Zanussi. Claimed by New Jersey in NHL Waiver Draft on 10/4/82 (Rangers received Graeme Nicolson as compensation in lieu of cash).)											
12, 11	Sparky Vail (D/F)	1928-29–1929-30	50	4	1	5	26	10	0	0	0	2
29	Darren Van Impe (D)	2001-02	17	1	0	1	12	—	—	—	—	—
	(Claimed off waivers from Boston on 8/7/01. Claimed off waivers by Florida on 12/18/01.)											
37, 8	Ryan VandenBussche (RW)	1996-97–1997-98	27	2	0	2	68	—	—	—	—	—
	(Signed as a free agent on 8/22/95. Traded to Chicago on 3/24/98 for Ryan Residore.)											
36	Alexei Vasiliev (D)	1999-00	1	0	0	0	2	—	—	—	—	—
	(Selected in the 5th round, 110th overall, in the 1995 Entry Draft. Traded to Nashville on 9/25/00 for future considerations.)											
17, 16	Pat Verbeek (RW)	1994-95–1995-96	88	51	46	97	147	21	7	12	19	32
	(Acquired from Hartford on 3/23/95 for Glen Featherstone, Michael Stewart, a 1995 1st round draft choice (Jean-Sebastien Giguere), and a 1996 4th round draft choice (Steve Wasylko). Left via free agency.)											
26	Jimmy Vesey (LW)	2016-17–2018-19	240	50	40	90	67	12	1	4	5	9
	(Signed as a free agent on 8/19/16. Traded to Buffalo on 7/1/19 for a 2021 3rd round draft choice.)											
40	Dennis Vial (D/LW)	1990-91	21	0	0	0	61	—	—	—	—	—
	(Selected in the 6th round, 110th overall, in the 1988 Entry Draft. Traded to Detroit on 3/5/91 with Kevin Miller and Jim Cummins for Joe Kocur and Per Djoos.)											
8	Steve Vickers (LW)	1972-73–1981-82	698	246	340	586	330	68	24	25	49	58
	(Selected in the 1st round, 10th overall, in the 1971 Amateur Draft. Retired following the 1981-82 season.)											
32	Terry Virtue (D)	1999-00	1	0	0	0	0	—	—	—	—	—
	(Signed as a free agent on 7/29/99. Left via free agency.)											
39	Vladimir Vorobiev (RW)	1996-97–1997-98	31	7	7	14	12	—	—	—	—	—
	(Selected in the 10th round, 240th overall, in the 1992 Entry Draft. Traded to Edmonton on 3/23/99 for Kevin Brown.)											

ALL-TIME PLAYER REGISTER

NO.	NAME & POSITION	YEARS PLAYED	REGULAR SEASON					PLAYOFFS				
			GP	G	A	PTS	PIM	GP	G	A	PTS	PIM
34	Aaron Voros (LW) (Signed as a free agent on 7/1/08. Traded to Anaheim on 7/9/10 with Ryan Hillier for Steve Eminger.)	2008-09–2009-10	95	11	12	23	211	4	0	0	0	14
11	Carl Voss (C)	1932-33	10	2	1	3	4	—	—	—	—	—
15	Frank "Deacon" Waite (C)	1930-31	17	1	3	4	4	—	—	—	—	—
36, 14	Gord Walker (LW) (Selected in the 3rd round, 53rd overall, in the 1983 Entry Draft. Traded to Los Angeles on 1/21/88 with Mike Siltala for Joe Paterson.)	1986-87–1987-88	19	2	4	6	21	—	—	—	—	—
25	Peter Wallin (RW)	1980-81–1981-82	52	3	14	17	14	14	2	6	8	6
4	Aaron Ward (D) (Signed as a free agent on 3/8/81. Returned to Sodertalje SK in Sweden following the 1982-83 season.)	2006-07	60	3	10	13	57	—	—	—	—	—
12	Dixon Ward (RW) (Signed as a free agent on 7/3/06. Traded to Boston on 2/27/07 for Paul Mara.)	2002-03	8	0	0	0	2	—	—	—	—	—
14, 16	Jason Ward (RW) (Signed as a free agent on 10/1/02. Left via free agency.)	2005-06–2006-07	127	14	24	38	70	1	0	0	0	2
19	Eddie Wares (RW)	1936-37	2	2	0	2	0	—	—	—	—	—
15, 14	Billy Warwick (LW)	1942-43–1943-44	14	3	3	6	16	8	2	2	4	0
8	Grant Warwick (RW)	1941-42–1947-48	293	117	116	233	177	6	0	1	1	2
11, 5, 7	Phil Watson (RW)	1935-36–1942-43; 1944-45–1947-48	547	128	233	361	491	45	7	20	27	51
21	John "Chick" Webster (LW)	1949-50	14	0	0	0	4	—	—	—	—	—
39	Doug Weight (C) (Selected in the 2nd round, 34th overall, in the 1990 Entry Draft. Traded to Edmonton on 3/17/93 for Esa Tikkanen.)	1990-91–1992-93	118	23	47	70	78	8	2	2	4	0
32	Dale Weise (RW) (Selected in the 4th round, 11th overall, in the 2008 Entry Draft. Claimed off waivers by Vancouver on 10/4/11.)	2010-11	10	0	0	0	19	—	—	—	—	—
24	Jay Wells (D) (Acquired from Buffalo on 3/9/92 for Randy Moller. Traded to St. Louis on 7/31/95 for Doug Lidster.)	1991-92–1994-95	186	5	23	28	277	46	0	2	2	38
19	Len Wharton (D)	1944-45	1	0	0	0	0	—	—	—	—	—
41	Simon Wheeldon (C) (Signed as a free agent on 9/8/86. Traded to Winnipeg on 7/9/90 for Brian McReynolds.)	1987-88–1988-89	11	0	2	2	6	—	—	—	—	—
39, 17	Rob Whistle (D) (Signed as a free agent on 8/13/85. Traded to St. Louis on 5/28/87 with Tony McKegney for Bruce Bell and future considerations.)	1985-86	32	4	2	6	10	3	0	0	0	2
5, 19	Sherman White (C)	1946-47; 1949-50	4	0	2	2	0	—	—	—	—	—
12	Todd White (C) (Acquired from Atlanta on 8/2/10 for Donald Brashear and Patrick Rissmiller. Retired following the 2010-11 season.)	2010-11	18	1	1	2	2	—	—	—	—	—
39	Trent Whitfield (C) (Claimed off waivers from Washington on 1/16/02. Claimed off waivers by Washington on 2/1/02.)	2001-02	1	0	0	0	0	—	—	—	—	—
14	Doug Wickenheiser (C)	1988-89	1	1	0	1	0	—	—	—	—	—
20	Juha Widing (C)	1969-70	44	7	7	14	10	—	—	—	—	—
24, 6	Jim Wiemer (D) (Acquired from Buffalo on 12/6/84 with Steve Patrick for Dave Maloney and Chris Renaud. Traded to Edmonton on 10/2/86 with Reijo Ruotsalainen, Clark Donatelli, and Ville Kentala for Mike Golden, Don Jackson, Miloslav Horava, and future considerations (Stu Kulak - 3/10/87).)	1984-85–1985-86	29	7	3	10	32	9	1	0	1	6
36	David Wilkie (D) (Signed as a free agent on 9/29/99. Left via free agency.)	2000-01	1	0	0	0	2	—	—	—	—	—
86	Jeremy Williams (RW) (Signed as a free agent on 7/12/10. Left via free agency.)	2010-11	1	0	0	0	0	—	—	—	—	—
17	Tom Williams (LW)	1971-72–1973-74	25	1	3	4	6	—	—	—	—	—
14	Bert Wilson (LW)	1973-74–1974-75	66	6	2	8	68	—	—	—	—	—
17	Carey Wilson (C) (Acquired from Hartford on 12/26/88 with a 1990 5th round draft choice (Lubos Rob) for Don Maloney, Brian Lawton, and Norm Maciver. Traded to Hartford on 7/9/90 with a 1991 3rd round draft choice (Michael Nylander) for Jody Hull.)	1988-89–1989-90	82	30	51	81	102	14	3	3	6	2
16	Johnny Wilson (LW)	1960-61–1961-62	96	25	15	40	38	6	2	2	4	4
22	Mike Wilson (D) (Acquired from Pittsburgh on 2/10/03 with Alexei Kovalev, Dan LaCouture, and Janne Laukkanen for Joel Bouchard, Richard Lintner, Mikael Samuelsson, and Rico Fata. Left via free agency.)	2002-03	1	0	0	0	0	—	—	—	—	—
15, 21	Chad Wiseman (LW) (Acquired from San Jose on 8/12/03 for Nils Ekman. Left via free agency.)	2003-04–2005-06	5	1	1	2	4	1	0	0	0	2
14, 29	Johan Wittehall (LW) (Selected in the 8th round, 207th overall, in the 1998 Entry Draft. Claimed off waivers by Montreal on 1/12/01.)	1998-99–2000-01	28	1	4	5	10	—	—	—	—	—
86	Wojtek Wolski (LW) (Acquired from Phoenix on 11/10/11 for Michal Rozsival. Traded to Florida on 2/25/12 for Mike Vernace and a 2013 3rd round draft choice (later traded).)	2010-11–2011-12	46	6	16	22	10	5	1	2	3	0
4	Robert Wood (D)	1950-51	1	0	0	0	0	—	—	—	—	—
6	Jeff Woywitka (D) (Claimed off waivers from Montreal on 10/6/11. Left via free agency.)	2011-12	27	1	5	6	8	—	—	—	—	—
14	Bill Wylie (C)	1950-51	1	0	0	0	0	—	—	—	—	—
93	Keith Yandle (D) (Acquired from Arizona on 3/1/15 with Chris Summers and a 2016 4th round draft choice (Tarmo Reunanen) for John Moore, Anthony Duclair, a 2015 2nd round draft choice (later traded), and a 2016 1st round draft choice (later traded). Traded to Florida on 6/20/16 for a 2016 6th round draft choice (Tyler Wall) and a 2017 4th round draft choice (later traded).)	2014-15–2015-16	103	7	51	58	48	24	3	9	12	12
32	Harry York (C) (Acquired from St. Louis on 3/24/98 for Mike Eastwood. Traded to Pittsburgh on 11/25/98 with Alexei Kovalev for Petr Nedved, Chris Tamer, and Sean Pronger.)	1997-98–1998-99	7	0	0	0	4	—	—	—	—	—
18, 16	Mike York (C) (Selected in the 6th round, 136th overall, in the 1997 Entry Draft. Traded to Edmonton on 3/19/02 with a 2002 4th round draft choice (Ivan Koltsov) for Tom Poti and Rem Murray.)	1999-00–2001-02	230	58	80	138	54	—	—	—	—	—
39, 19	Tom Youngmans (RW) (Acquired from Minnesota on 10/30/81 for cash. Retired following the 1981-82 season.)	1981-82	47	3	5	8	17	2	0	0	0	0
31	Rob Zamuner (C) (Selected in the 3rd round, 45th overall, in the 1989 Entry Draft. Left via free agency.)	1991-92	9	1	2	3	2	—	—	—	—	—

ALL-TIME PLAYER REGISTER

NO.	NAME & POSITION	YEARS PLAYED	REGULAR SEASON					PLAYOFFS				
			GP	G	A	PTS	PIM	GP	G	A	PTS	PIM
24	Joe Zanussi (D)	1974-75	8	0	2	2	4	—	—	—	—	—
	(Acquired from Detroit on 5/25/72 with a 1972 1st round draft choice (Al Blanchard) for Gary Doak and Rick Newell. Traded to Boston on 11/7/75 with Jean Ratelle and Brad Park for Phil Esposito and Carol Vadnais.)											
13	Nikolai Zherdev (RW)	2008-09	82	23	35	58	39	7	0	0	0	2
	(Acquired from Columbus on 7/2/08 with Dan Fritsche for Fedor Tyutin and Christian Backman. Left via free agency.)											
*93	Mika Zibanejad (C)	2016-17—2018-19	210	71	87	158	77	12	2	7	9	0
	(Acquired from Ottawa on 7/18/16 with a 2018 2nd round draft choice (later traded) for Derick Brassard and a 2018 7th round draft choice (Luke Loheit).)											
21	Sergei Zubov (D)	1992-93—1994-95	165	30	126	156	61	32	8	22	30	2
	(Selected in the 5th round, 85th overall, in the 1990 Entry Draft. Traded to Pittsburgh on 8/31/95 with Petr Nedved for Ulf Samuelsson and Luc Robitaille.)											
36	Mats Zuccarello (RW)	2010-11—2011-12; 2012-13—2018-19	509	113	239	352	215	60	11	20	31	46
	(Signed as a free agent on 5/26/10. Left via free agency. Signed as a free agent on 3/28/13. Traded to Dallas on 2/23/19 for a 2019 2nd round draft choice (Matthew Robertson) and a 2020 3rd round draft choice.)											

* Denotes players currently in Rangers organization

ALL-TIME GOALTENDING REGISTER

NO.	NAME	YEARS PLAYED	REGULAR SEASON							PLAYOFFS						
			W-L-T/O/T	GP	MINS	GA	GAA	SO	W-L-T	GP	MINS	GA	GAA	SO		
1, 0	Andy Aitkenhead	1932-33—1934-35	47-43-16	106	6570	257	2.35	11	6-2-2	10	608	15	1.48	3		
1	Lorne Anderson	1951-52	1-2-0	3	180	18	6.00	0	—	—	—	—	—	—		
31	Hardy Astrom	1977-78	2-2-0	4	240	14	3.50	0	—	—	—	—	—	—		
31	Alex Auld	2009-10	0-1-0	3	119	5	2.53	0	—	—	—	—	—	—		
(Claimed off waivers from Dallas on 2/27/10. Left via free agency.)																
35	Steve Baker	1979-80—1982-83	20-20-11	57	3075	190	3.71	3	7-7	14	824	55	4.01	0		
1	Gordie Bell	1955-56	—	—	—	—	—	—	1-1	2	120	9	4.50	0		
1	Bill Beveridge	1942-43	4-10-3	17	1020	89	5.24	1	—	—	—	—	—	—		
43	Martin Biron	2010-11—2013-14	22-15-3	46	2554	105	2.47	2	—	—	—	—	—	—		
(Signed as a free agent on 7/1/10. Retired on 10/20/13.)																
31	Dan Blackburn	2001-02—2002-03	20-32-4	63	3500	188	3.22	1	—	—	—	—	—	—		
(Selected in the 1st round, 10th overall, in the 2001 Entry Draft. Retired on 9/25/05 due to injury.)																
1	Lionel Bouvette	1942-43	0-1-0	1	60	6	6.00	0	—	—	—	—	—	—		
1	Johnny Bower	1953-54—1954-55;	31-35-11	77	4620	197	2.56	5	—	—	—	—	—	—		
	Steve Buzinski	1956-57														
1	John Chabot	1942-43	2-6-1	9	560	55	5.89	0	—	—	—	—	—	—		
2, 1	Lorne Chabot	1926-27—1927-28	41-25-14	81	5077	138	1.63	21	2-3-2	8	488	11	1.35	2		
34, 39	Dan Cloutier	1937-98—1998-99	10-13-4	34	1648	72	2.62	0	—	—	—	—	—	—		
(Selected in the 1st round, 26th overall, in the 1994 Entry Draft. Traded to Tampa Bay on 6/26/99 with Niklas Sundstrom and 2000 1st (Nikita Alexeev) and 3rd (Igor Radulov) round draft choices for a 1999 1st round draft choice (Pavel Brendl).)																
35, 00	John Davidson	1975-76—1982-83	93-90-25	222	12425	742	3.58	7	16-13	30	1795	73	2.44	1		
30	Bob Decourcy	1947-48	0-1-0	1	30	6	12.29	0	—	—	—	—	—	—		
15	Dave Dryden	1961-62	0-1-0	1	40	3	4.55	0	—	—	—	—	—	—		
30	Mike Dunham	2002-03—2003-04	35-47-11	100	5615	253	2.70	7	—	—	—	—	—	—		
(Acquired from Nashville for Rem Murray, Tomas Kloucek and Marek Zidlicky on 12/12/02. Left via free agency.)																
1	Emile Francis	1948-49—1951-52	7-10-4	22	1280	67	3.14	0	—	—	—	—	—	—		
1	Jimmy Franks	1942-43	5-14-4	23	1380	103	4.48	0	—	—	—	—	—	—		
33	Bob Froese	1986-87—1989-90	36-43-8	98	5343	324	3.64	1	1-3	6	236	18	4.57	0		
(Acquired from Philadelphia on 12/18/86 for Kjell Samuelsson and a 1989 2nd round draft choice (Patrick Juhlin). Retired following the 1989-90 season.)																
1	Bruce Gamble	1958-59	0-3-0	3	180	11	3.67	0	—	—	—	—	—	—		
1	Bert Gardiner	1935-36; 1938-39	1-0-0	1	60	1	1.00	0	3-3	6	434	12	1.66	0		
*90, 40	Alexandar Georgiev	2017-18—2018-19	18-17-5	43	2389	118	2.96	2	—	—	—	—	—	—		
(Signed as a free agent on 7/19/17.)																
30, 1	Ed Giacomin	1965-66—1975-76	267-172-89	539	31540	1438	2.74	49	29-35	65	3817	180	2.83	1		
33, 30	Gilles Gratton	1976-77	11-18-7	41	2030	143	4.23	0	—	—	—	—	—	—		
75	Barnd Halverson	2017-18	0-0-0	1	13	1	4.78	0	—	—	—	—	—	—		
(Selected in the 2nd round, 59th overall, in the 2014 Entry Draft. Left via free agency.)																
1	Glen Hanlon	1982-83—1985-86	56-56-13	138	7666	473	3.70	1	2-7	12	609	38	3.74	1		
30	Glenn Healy	1993-94—1996-97	40-44-18	113	6178	287	2.79	6	2-1	7	298	14	2.82	0		
(Acquired from Tampa Bay on 6/25/93 for the return of Tampa Bay's 1993 3rd round draft choice (Allan Egeland), acquired in a previous trade. Left via free agency.)																
31	Guy Hebert	2000-01	5-7-1	13	735	42	3.43	0	—	—	—	—	—	—		
(Claimed off waivers from Anaheim on 3/7/01. Retired following the 2000-01 season.)																
45	Magnus Hellberg	2015-16—2016-17	1-0-0	3	99	4	2.44	0	—	—	—	—	—	—		
(Acquired from Nashville on 7/1/15 for a 2017 6th round draft choice (Pavel Kolytyn). Left via free agency.)																
1, 20	Jim Henry	1941-42; 1945-46—1947-48	47-44-17	108	6522	343	3.16	4	2-4	6	360	13	2.17	1		
31	Corey Hirsch	1992-93	1-2-1	4	224	14	3.75	0	—	—	—	—	—	—		
(Selected in the 8th round, 169th overall, in the 1991 Entry Draft. Traded to Vancouver on 4/7/95 for Nathan LaFayette.)																
32, 33	Milan Hnilicka	1999-00	0-1-0	2	87	5	3.48	0	—	—	—	—	—	—		
(Signed as a free agent on 7/15/99. Left via free agency.)																
32, 40	Johan Holmqvist	2000-01—2002-03	0-3-0	4	167	12	4.32	0	—	—	—	—	—	—		
(Selected in the 7th round, 175th overall, in the 1997 Entry Draft. Traded to Minnesota on 3/11/03 for Lawrence Nycholat.)																
40	Chris Holt	2005-06	0-0-0	1	11	0	0.00	0	—	—	—	—	—	—		
(Selected in the 6th round, 180th overall, in the 2003 Entry Draft. Left via free agency.)																
1	Percy Jackson	1934-35	0-1-0	1	60	8	8.00	0	—	—	—	—	—	—		
29	Chad Johnson	2009-10—2010-11	1-2-1	6	301	13	2.59	0	—	—	—	—	—	—		
(Acquired from Pittsburgh on 6/27/09 for a 5th round draft choice in the 2009 Entry Draft (Andy Bathgate). Left via free agency.)																
1	Dave Kerr	1934-35—1940-41	157-110-57	324	20238	697	2.07	40	17-13-2	32	2136	56	1.57	7		
44	Terry Kleinsinger	1985-86	0-2-0	4	191	14	4.42	0	—	—	—	—	—	—		
30	Julian Klymkiw	1958-59	0-0-0	1	19	2	6.37	0	—	—	—	—	—	—		
34	Jason LaBarbera	2000-01; 2003-04	1-2-0	5	209	16	4.61	0	—	—	—	—	—	—		
(Selected in the 3rd round, 68th overall, in the 1998 Entry Draft. Left via free agency.)																
31	Jean-Francois Labbe	1999-00	0-1-0	1	60	3	3.00	0	—	—	—	—	—	—		
(Signed as a free agent 7/16/98. Traded to Columbus on 11/9/00 for Bert Robertson.)																
0	Harry Lumley	1943-44	0-0-0	1	20	0	0.00	0	—	—	—	—	—	—		
*30	Henrik Lundqvist	2005-06—2018-19	449-298-93	857	50220	2017	2.41	63	61-65	128	7817	297	2.28	10		
(Selected in the 7th round, 205th overall, in the 2000 Entry Draft.)																
1, 30	Cesare Maniago	1965-66—1966-67	9-15-5	34	1830	108	3.54	2	—	—	—	—	—	—		
40	Jussi Markkanen	2003-04	8-12-1	26	1245	53	2.56	2	—	—	—	—	—	—		
(Acquired from Edmonton on 6/30/03 with a 2004 4th round draft choice (later traded) for the rights to Brian Leetch. Traded to Edmonton on 3/3/04 with Petr Nedved for Dwight Helminen, Steve Valiquette and a 2004 2nd round draft choice (Dane Byers).)																
1	Ken McAuley	1943-44—1944-45	17-64-15	96	5740	537	5.61	1	—	—	—	—	—	—		
1, 0	Jack McCartan	1959-60—1960-61	2-7-3	12	680	42	3.71	1	—	—	—	—	—	—		
31	Peter McDuffe	1972-73—1973-74	4-2-1	7	400	19	2.85	0	—	—	—	—	—	—		
30	Kirk McLean	1999-00—2000-01	15-18-5	45	2426	129	3.19	0	—	—	—	—	—	—		
(Signed as a free agent on 7/13/99. Retired following the 2000-01 season.)																
33	Jamie McLennan	2003-04	1-3-0	4	244	12	2.96	0	—	—	—	—	—	—		
(Acquired from Calgary on 3/6/04 with Blair Betts and Greg Moore for Chris Simon and a 2004 7th round draft choice (Matt Schneider). Left via free agency.)																
1	Joe Miller	1927-28	—	—	—	—	—	—	2-1	3	180	3	1.00	1		
41	Ed Mio	1981-82—1982-83	29-24-11	66	3861	225	3.50	2	9-6	16	919	60	3.92	0		

ALL-TIME GOALTENDING REGISTER

NO.	NAME	YEARS PLAYED	REGULAR SEASON							PLAYOFFS						
			W-L-T/OT	GP	MINS	GA	GAA	SO	W-L-T	GP	MINS	GA	GAA	SO		
31	Jason Muzzatti	1997-98	0-3-2	6	313	17	3.26	0	—	—	—	—	—	—	—	—
(Acquired from Carolina on 8/8/97 for a 1998 4th round draft choice (Tommy Westlund). Traded to San Jose on 3/24/98 for Rich Brennan.)																
30	Dan Olesевич	1961-62	0-0-1	1	30	2	4.12	0	—	—	—	—	—	—	—	—
1, 23	Marcel Paille	1957-58—1962-63; 1964-65	32-52-22	107	6341	362	3.43	2	—	—	—	—	—	—	—	—
16	Lester Patrick	1927-28	—	—	—	—	—	—	1-0	1	36	1	1.71	0	—	—
31	Ondrej Pavelec	2017-18	4-9-1	19	904	46	3.05	1	—	—	—	—	—	—	—	—
(Signed as a free agent on 7/1/17. Retired following the 2017-18 season.)																
30	Marcel Pellerier	1962-63	0-1-0	2	39	3	4.62	0	—	—	—	—	—	—	—	—
1, 23	Jacques Plante	1963-64—1964-65	32-53-22	98	5836	329	3.38	5	—	—	—	—	—	—	—	—
32	Antti Raanta	2015-16—2016-17	27-14-4	55	2768	104	2.25	5	0-1	3	94	4	2.56	0	—	—
(Acquired from Chicago for Ryan Haggerty on 6/27/15. Traded to Arizona on 6/23/17 with Derek Stepan for Tony DeAngelo and a 1st round pick in the 2017 Entry Draft (Lias Andersson).)																
34	Jamie Ram	1995-96	0-0-0	1	27	0	0.00	0	—	—	—	—	—	—	—	—
(Selected in the 10th round, 233rd overall, in the 1991 Entry Draft. Left via free agency.)																
1	Chuck Rayner	1945-46—1952-53	123-179-73	377	22548	1118	2.98	24	9-9	18	1135	46	2.43	1	—	—
35	Mike Richter	1988-89—2002-03	301-258-73	666	38185	1840	2.89	24	41-33	76	4514	202	2.68	9	—	—
(Selected in the 2nd round, 28th overall, in the 1985 Entry Draft. Retired following the 2002-03 season.)																
31	Curt Ridley	1974-75	1-1-0	2	81	7	5.19	0	—	—	—	—	—	—	—	—
1	John Ross Roach	1928-29—1931-32	80-63-37	180	11300	407	2.16	30	9-10-1	21	1420	43	1.82	5	—	—
1	Al Rollins	1959-60	3-4-3	10	600	31	3.10	0	—	—	—	—	—	—	—	—
30	Terry Sawchuk	1969-70	3-1-2	8	412	20	2.91	1	0-1	3	80	6	4.51	0	—	—
0	Joe Schaefer	1959-60—1960-61	0-2-0	2	90	8	5.39	0	—	—	—	—	—	—	—	—
35, 31	Ron Scott	1983-84; 1985-86—1987-88	3-7-4	16	794	51	3.86	0	—	—	—	—	—	—	—	—
30	Don Simmons	1965-66; 1967-68—1968-69	4-10-4	22	1056	61	3.47	0	—	—	—	—	—	—	—	—
70	Mackenzie Skapski	2014-15	2-0-0	2	119	1	0.50	1	—	—	—	—	—	—	—	—
(Selected in the 6th round, 170th overall, in the 2013 Entry Draft. Left via free agency.)																
31, 1,	Doug Soetaert	1975-76—1980-81;														
33,		1986-87	35-40-15	103	5522	372	4.04	1	—	—	—	—	—	—	—	—
1	Doug Stevenson	1944-45	0-4-0	4	240	20	5.00	0	—	—	—	—	—	—	—	—
33	Cam Talbot	2013-14—2014-15	33-15-5	57	3306	110	2.00	8	0-1	2	47	2	2.59	0	—	—
(Signed as a free agent on 3/30/10. Traded to Edmonton on 6/27/15 with a 7th round pick in the 2015 Entry Draft (Ziyat Paigin) for a 2nd round pick in the 2015 Entry Draft (later traded), a 3rd round pick in the 2015 Entry Draft (Sergey Zborovsky), and a 7th round pick in the 2015 Entry Draft (Adam Huska).)																
25	Dave Tataryn	1976-77	1-1-0	2	80	10	7.50	0	—	—	—	—	—	—	—	—
1	Wayne Thomas	1977-78—1980-81	34-43-11	94	5275	320	3.64	5	0-1	1	60	4	4.00	0	—	—
45, 40	Steve Valiquette	2003-04; 2006-07—2009-10	14-14-5	39	2048	95	2.78	4	0-0	2	40	0	0.00	0	—	—
(Acquired from Edmonton with Dwight Helminen and a 2004 2nd round draft choice for Petr Nedved and Jussi Markkanen on 3/3/04. Left via free agency. Signed as a free agent on 7/1/06. Left via free agency.)																
34	John Vanbiesbrouck	1981-82;														
		1983-84—1992-93	200-177-47	449	25361	1457	3.45	16	13-20	38	1935	105	3.26	2	—	—
(Selected in the 4th round, 72nd overall, in the 1981 Entry Draft. Traded to Vancouver for future considerations (Doug Lidster) on 6/20/93.)																
1, 23,	Gilles Villemure	1963-64; 1967-68—1968-69;														
30		1970-71—1974-75	98-53-23	184	10455	457	2.82	13	5-5	13	653	32	2.94	0	—	—
80	Kevin Weekes	2005-06—2006-07	18-20-5	46	2612	134	3.08	0	0-1	1	60	4	4.01	0	—	—
(Signed as a free agent on 8/26/04. Left via free agency.)																
31	Steve Weeks	1980-81—1983-84	42-33-14	94	5306	339	3.83	1	1-2	5	141	10	4.27	0	—	—
31, 1	Dunc Wilson	1974-75—1975-76	6-11-3	23	1256	89	4.25	0	—	—	—	—	—	—	—	—
1	Hal Winkler	1926-27	3-4-1	8	473	13	1.65	2	—	—	—	—	—	—	—	—
1	Gump Worsley	1952-53; 1954-55—1962-63	204-270-101	581	34610	1753	3.04	24	5-15	20	1243	84	4.05	0	—	—
31	Vitali Yermeyev	2000-01	0-4-0	4	213	16	4.52	0	—	—	—	—	—	—	—	—
(Selected in the 9th round, 209th overall, in the 1994 Entry Draft. Left via free agency.)																
31	Matt Zaba	2009-10	0-0-0	1	34	2	3.56	0	—	—	—	—	—	—	—	—
(Signed as a free agent on 8/20/07. Left via free agency.)																


* Denotes players currently in Rangers organization

*** From 1999-00 through 2003-04, goaltenders were charged with a loss if their team lost in overtime, even though the team was not credited with a loss. Beginning in 2005-06, goaltenders were no longer charged with a loss if the team lost in overtime or a shootout, instead receiving a mark in the "OT" column. For career records, this statistic is incorporated in the third column, in addition.

RANGERS ALL-TIME JERSEY NUMBERS

PLAYER	YEAR(S) WORN
Andy Aitkenhead	1933-34*
Harry Lumley	1943-44*
Joe Schaefer	1959-60 – 1960-61*
Jack McCartan	1960-61*

PLAYER	YEAR(S) WORN
John Davidson	1976-77 – 1977-78


1
 **Number retired for Ed Giacomin**
 on Mar. 15, 1989

PLAYER	YEAR(S) WORN
Hal Winkler	1926-27
Lorne Chabot	1927-28
Joe Miller	1927-28
John Ross Roach	1928-29 – 1931-32
Andy Aitkenhead	1932-33 – 1934-35
Danny Cox	1933-34*
Percy Jackson	1934-35
Dave Kerr	1934-35 – 1940-41
Bert Gardiner	1935-36; 1938-39
Jim Henry	1941-42; 1946-47 – 1947-48
Steve Buzinski	1942-43
Jimmy Franks	1942-43
Bill Beveridge	1942-43
Lionel Bouvrette	1942-43
Ken McAuley	1943-44 – 1944-45
Doug Stevenson	1944-45
Chuck Rayner	1945-46 – 1952-53
Emile Francis	1948-49 – 1951-52
Lorne Anderson	1951-52
Gump Worsley	1952-53; 1954-55 – 1962-63
Johnny Bower	1953-54 – 1954-55; 1956-57
Gordie Bell	1955-56
Marcel Paille	1957-58 – 1962-63
Bruce Gamble	1958-59
Al Rollins	1959-60
Jack McCartan	1959-60 – 1960-61
Jacques Plante	1963-64 – 1964-65
Gilles Villemure	1963-64
Ed Giacomin	1965-66 – 1975-76
Cesare Maniago	1965-66
Dunc Wilson	1975-76
Doug Soetaert	1976-77; 1980-81; 1986-87
Wayne Thomas	1977-78 – 1980-81
Glen Hanlon	1982-83 – 1985-86

2
 **Number retired for Brian Leetch**
 on Jan. 24, 2008

PLAYER	YEAR(S) WORN
Lorne Chabot	1926-27
Alex Gray	1927-28
Leo Bourgeault	1928-29 – 1930-31
Joe Jerwa	1930-31

PLAYER	YEAR(S) WORN
Earl Seibert	1931-32 – 1934-35
Vern Ayres	1935-36
Babe Pratt	1935-36 – 1936-37
Art Coulter	1937-38 – 1941-42
Alf Pike	1942-43
Tom Dewar	1943-44
John Mahaffy	1943-44
Kilby MacDonald	1944-45
Muzz Patrick	1945-46
Hal Laycoe	1945-46 – 1946-47
Frank Eddolls	1947-48 – 1951-52
Jack Evans	1951-52
Jim Ross	1952-53
Ivan Irwin	1953-54 – 1955-56
Bill Gadsby	1955-56*
Larry Cahan	1956-57 – 1958-59
Jack Bownass	1958-59; 1959-60
Ian Cushenan	1959-60
Jim Morrison	1960-61
John Hanna	1960-61
Doug Harvey	1961-62 – 1963-64
Mike McMahon Jr.	1963-64
Ron Ingram	1964-65
Bob Plager	1964-65
Wayne Hillman	1964-65 – 1967-68
Brad Park	1968-69 – 1975-76
Carol Vadnais	1975-76
Larry Sacharuk	1976-77
Larry Huras	1976-77
Tim Bothwell	1978-79
Andre Dore	1978-79
Jocelyn Guevremont	1979-80
Tom Laidlaw	1980-81 – 1986-87
Brian Leetch	1987-88 – 2003-04

3
 **Number retired for Harry Howell**
 on Feb. 22, 2009

PLAYER	YEAR(S) WORN
Ivan "Ching" Johnson	1926-27 – 1929-30; 1930-31 – 1936-37
Leo Reise Sr.	1929-30
Ott Heller	1937-38 – 1945-46
Jean-Paul Lamirande	1946-47
Harry "Huddy" Bell	1946-47
Fred Shero	1947-48 – 1949-50
Fern Perreault	1947-48
Herb Foster	1947-48
Jack Lancien	1950-51
Jack Evans	1950-51
Harry Howell	1952-53 – 1968-69
Ivan Irwin	1955-56*
Tim Horton	1969-70 – 1970-71
Gary Doak	1971-72
Ron Harris	1972-73 – 1975-76
Dave Farrish	1976-77 – 1978-79
Barry Beck	1979-80 – 1982-83

RANGERS ALL-TIME JERSEY NUMBERS

PLAYER	YEAR(S) WORN
Scot Kleinendorst	1982-83 – 1983-84
James Patrick	1983-84 – 1993-94
Chris Tamer	1998-99
Stan Neckar	1998-99
Kim Johnsson	1999-00 – 2000-01
Tom Poti	2001-02 – 2003-04
Michal Rozsival	2005-06 – 2008-09

4

PLAYER	YEAR(S) WORN
Clarence "Taffy" Abel	1926-27 – 1928-29
Harry "Yip" Foster	1929-30
Bill Regan	1929-30
Frank Peters	1930-31
Hib Milks	1931-32
Alex "Babe" Siebert	1932-33 – 1933-34
Vic Ripley	1933-34 – 1934-35
Harold Starr	1934-35 – 1935-36
Alex Shibicky	1935-36 – 1941-42; 1945-46
Gordon Davidson	1942-43 – 1943-44
Bob Dill	1943-44 – 1944-45
Rene Trudell	1945-46 – 1947-48
Dunc Fisher	1947-48
Wally Stanowski	1948-49 – 1950-51
Robert Wood	1950-51
Hy Buller	1951-52 – 1953-54
Bill Gadsby	1954-55 – 1960-61
Harry Howell	1955-56*
Albert Langlois	1961-62 – 1963-64
Ron Ingram	1963-64 – 1964-65
Arnie Brown	1964-65 – 1970-71
Larry Brown	1970-71
Mike McMahon Jr.	1971-72
Randy Legge	1972-73
Bert Marshall	1972-73
Larry Sacharuk	1973-74
Derek Sanderson	1974-75
Ron Greschner	1974-75 – 1989-90
Kevin Lowe	1992-93 – 1995-96
Maxim Galanov	1997-98
Chris Tamer	1998-99
Kevin Hatcher	1999-00
Brad Brown	2000-01
Mike Mottau	2001-02
Greg de Vries	2003-04
Aaron Ward	2006-07
Erik Reitz	2008-09
Michael Del Zotto	2009-10 – 2013-14
Raphael Diaz	2013-14
Michael Kostka	2014-15
Adam Clendening	2016-17

5

PLAYER	YEAR(S) WORN
Bill Cook	1926-27 – 1936-37
Mac Colville	1937-38 – 1941-42; 1945-46 – 1946-47
Joe Bell	1942-43
Gus Mancuso	1942-43

PLAYER	YEAR(S) WORN
Charlie Sands	1943-44
Roger Leger	1943-44
Lloyd Mohns	1943-44
Hank Damore	1943-44
Max Labovitch	1943-44
Tony Demers	1943-44
Fred Hunt	1944-45
Sherman White	1946-47
Mel Read	1946-47
Buddy O'Connor	1947-48 – 1950-51
Jim Conacher	1951-52
Leo Reise Jr.	1952-53 – 1953-54
Lou Fontinato	1954-55; 1955-56*
Ron Howell	1954-55
Bill Ezinicki	1954-55
Jack Evans	1955-56 – 1957-58
Eddie Shack	1958-59 – 1959-60
Bill Sweeney	1959-60
Don Johns	1960-61
Jean Ratelle	1960-61
Larry Cahan	1961-62 – 1964-65
Ulf Sterner	1964-65
Doug Robinson	1964-65 – 1965-66
Bernie Geoffrion	1966-67 – 1967-68
Dale Rolfe	1970-71 – 1974-75
Larry Sacharuk	1975-76
Phil Esposito	1975-76
Carol Vadnais	1976-77 – 1981-82
Barry Beck	1982-83 – 1985-86
Jari Gronstrand	1987-88
Normand Rochefort	1988-89 – 1991-92
Peter Andersson	1992-93 – 1993-94
Mattias Norstrom	1993-94 – 1994-95
Ulf Samuelsson	1995-96 – 1998-99
Stephane Quintal	1999-00
Dale Purinton	2000-01 – 2003-04
Matt Cullen	2006-07
Dan Girardi	2007-08 – 2016-17

6

PLAYER	YEAR(S) WORN
Fred "Bun" Cook	1926-27 – 1935-36
Neil Colville	1936-37 – 1941-42; 1945-46 – 1948-49
Bob Kirkpatrick	1942-43
Archie Fraser	1943-44
Roger Leger	1943-44
Bucko McDonald	1943-44 – 1944-45
Guy Labrie	1944-45
Pat Egan	1949-50 – 1950-51
Steve Kraftcheck	1951-52 – 1952-53
Bob Chrystal	1953-54 – 1954-55
Charles "Pete" Conacher Jr.	1955-56
Bruce Cline	1956-57
Ivan Irwin	1957-58
John Hanna	1958-59 – 1959-60
Eddie Shack	1960-61
Pat Hannigan	1960-61 – 1961-62

RANGERS ALL-TIME JERSEY NUMBERS

PLAYER	YEAR(S) WORN
Bronco Horvath	1962-63
Bryan Hextall Jr.	1962-63
Don Johns	1963-64 – 1964-65
Bob Plager	1964-65
Bill Taylor Jr.	1964-65
Marc Dufour	1964-65
Ted Taylor	1964-65
Gordon Labossiere	1964-65
Sandy Fitzpatrick	1964-65
Mike McMahon Jr.	1964-65 – 1965-66
Dick Meissner	1964-65
Al MacNeil	1966-67
Al Hamilton	1967-68 – 1969-70
Bob Jones	1968-69
Bob Blackburn	1968-69
Syl Apps Jr.	1970-71
Glen Sather	1970-71 – 1973-74
Gilles Marotte	1973-74 – 1975-76
Doug Jarrett	1976-77
Don Awrey	1977-78
Mike Korney	1978-79
Dean Turner	1978-79
Bobby Sheehan	1978-79
Tim Bothwell	1979-80 – 1980-81; 1981-82
Jere Gillis	1980-81 – 1981-82
Bill Baker	1982-83
Larry Patey	1983-84 – 1984-85
Mike McEwen	1985-86
Jim Wiemer	1985-86
Curt Giles	1986-87 – 1987-88
Mark Tinordi	1987-88
Ken Hammond	1988-89
Dean Kennedy	1988-89
Miloslav Horava	1988-89 – 1990-91
Joe Cirella	1991-92 – 1992-93
Doug Lidster	1993-94; 1995-96 – 1997-98
Glen Featherstone	1994-95
Manny Malhotra	1998-99 – 2001-02
Darius Kasparaitis	2002-03 – 2006-07
Wade Redden	2008-09 – 2009-10
Jeff Woywitka	2011-12
Anton Stralman	2012-13 – 2013-14
Dylan McLlraith	2015-16 – 2016-17

7

Number retired for Rod Gilbert
on Oct. 14, 1979

PLAYER	YEAR(S) WORN
Frank Boucher	1926-27 – 1936-37; 1943-44
Phil Watson	1937-38 – 1942-43; 1944-45 – 1947-48
Fred Thurier	1944-45
Don Raleigh	1948-49 – 1955-56
Red Sullivan	1956-57 – 1960-61
Jean-Guy Gendron	1961-62
Rod Gilbert	1962-63 – 1977-78

8

PLAYER	YEAR(S) WORN
Bill Boyd	1926-27 – 1928-29
Paul Thompson	1929-30 – 1930-31
Norm "Dutch" Gainor	1931-32
Cecil Dillon	1932-33 – 1938-39
Dutch Hiller	1939-40 – 1940-41
Grant Warwick	1941-42 – 1947-48
Henry Dyck	1943-44
Kilby MacDonald	1943-44
Bill Taylor Sr.	1947-48
Larry Kwong	1947-48
Buck Davies	1947-48
Moe Morris	1948-49
Allan Stanley	1948-49 – 1954-55
Pentti Lund	1949-50
Lou Fontinato	1954-55 – 1960-61
Dave Creighton	1955-56*
Jack Bownass	1961-62
Dave Balon	1961-62 – 1962-63
Howie Glover	1963-64
Bob Nevin	1964-65 – 1970-71
Pierre Jarry	1971-72
Jim Dorey	1971-72
Steve Vickers	1972-73 – 1981-82
Robbie Forek	1982-83 – 1984-85
Kjell Samuelsson	1985-86
Walt Poddubny	1986-87 – 1987-88
Darren Turcotte	1988-89 – 1993-94
Joby Messier	1993-94
Jean-Yves Roy	1994-95
Pat Flatley	1996-97
Ryan VandenBussche	1997-98
Brad Smyth	1997-98
Jan Mertzig	1998-99
Michal Grosek	2000-01 – 2001-02
Ted Donato	2002-03
Marek Malik	2005-06 – 2007-08
Brandon Prust	2009-10 – 2011-12
Darroll Powe	2012-13 – 2013-14
Kevin Klein	2013-14 – 2016-17
Cody McLeod	2017-18 – 2018-19

9

Number retired for Adam Graves on Feb. 3, 2009;
Number retired for Andy Bathgate on Feb. 22, 2009

PLAYER	YEAR(S) WORN
Murray Murdoch	1926-27 – 1936-37
Lynn Patrick	1937-38 – 1942-43; 1945-46
Don Raleigh	1943-44; 1947-48
Fern Gauthier	1943-44
Walt Atanas	1944-45
Alf Pike	1946-47
Pentti Lund	1948-49 – 1950-51
Vic Howe	1950-51
Paul Ronty	1951-52 – 1954-55
Charles "Pete" Conacher Jr.	1954-55
Andy Bathgate	1955-56 – 1963-64

RANGERS ALL-TIME JERSEY NUMBERS

PLAYER	YEAR(S) WORN
Dick Duff	1963-64 – 1964-65
Larry Mickey	1965-66
Reg Fleming	1965-66 – 1968-69
Real Lemieux	1969-70
Don Blackburn	1969-70 – 1970-71
Phil Goyette	1971-72
Gene Carr	1972-73 – 1973-74
Rick Middleton	1974-75 – 1975-76
Wayne Dillon	1976-77 – 1977-78
Mike McDougal	1978-79
Doug Sulliman	1979-80 – 1980-81
Rob McClanahan	1981-82 – 1983-84
Dave Gagner	1984-85 – 1986-87
Ulf Dahlen	1987-88 – 1989-90
Bernie Nicholls	1989-90 – 1991-92
Adam Graves	1991-92 – 2000-01
Pavel Bure	2001-02 – 2002-03

10

PLAYER	YEAR(S) WORN
Paul Thompson	1926-27 – 1928-29
Butch Keeling	1929-30 – 1937-38
Clint Smith	1938-39 – 1942-43
Art Strobel	1943-44
Ozzie Aubuchon	1943-44
Hal Cooper	1944-45
Bill Moe	1944-45
Jack Mann	1944-45
Edgar Laprade	1945-46 – 1954-55
Jack Gordon	1948-49
Andy Bathgate	1952-53
Aggie Kukulowicz	1952-53
Mike Labadie	1952-53
Ron Murphy	1952-53; 1955-56*
Max Bentley	1953-54
Jean-Guy Gendron	1955-56 – 1957-58
Earl Ingarfield	1958-59 – 1966-67
Parker MacDonald	1959-60
Art Stratton	1959-60
Jean Ratelle	1960-61
Larry Jeffrey	1967-68 – 1968-69
Bill Fairbairn	1969-70 – 1976-77
Wayne Dillon	1976-77
Ron Duguay	1977-78 – 1982-83
Pierre Larouche	1983-84 – 1984-85; 1986-87 – 1987-88
Kelly Miller	1985-86
Guy Lafleur	1988-89
Dave Archibald	1989-90
Steven Rice	1990-91
Esa Tikkanen	1992-93 – 1993-94; 1996-97; 1998-99
Petr Nedved	1994-95
Marc Savard	1997-98
Todd Harvey	1999-00
Sandy McCarthy	2000-01 – 2002-03; 2003-04
Garth Murray	2003-04
Ville Nieminen	2005-06
Nigel Dawes	2006-07 – 2008-09

PLAYER	YEAR(S) WORN
Marian Gaborik	2009-10 – 2012-13
J.T. Miller	2013-14 – 2017-18

11

	Number retired for Mark Messier on Jan. 12, 2006;	
	Number retired for Vic Hadfield on Dec. 2, 2018	

PLAYER	YEAR(S) WORN
Reg Mackey	1926-27
Laurie Scott	1927-28
Butch Keeling	1928-29
Sparky Vail	1929-30
Bill Regan	1930-31
Vic Desjardins	1931-32
Carl Voss	1932-33
Gord Pettinger	1932-33
Lorne Carr	1933-34
Duke Dutkowsky	1933-34
Danny Cox	1933-34
Alex Levinsky	1934-35
Bill MacKenzie	1934-35
Phil Watson	1935-36
Clint Smith	1936-37
Babe Pratt	1937-38 – 1942-43
Hank Goldup	1942-43; 1944-45 – 1945-46
Jack McDonald	1943-44
Joe Cooper	1946-47
Ed Slowinski	1947-48
Nick Mickoski	1947-48 – 1954-55
Dunc Fisher	1949-50
Vic Howe	1954-55
Bronco Horvath	1955-56 – 1956-57
Larry Popein	1955-56*
Dave Balon	1960-61
John Hanna	1960-61
Ron Hutchinson	1960-61
Bob Kabel	1960-61
Noel Price	1960-61
Orland Kurtenbach	1960-61
Vic Hadfield	1961-62 – 1973-74
Wayne Dillon	1975-76
Benoit Gosselin	1977-78
Ulf Nilsson	1978-79 – 1980-81
Pat Conacher	1982-83
Rick Chartraw	1982-83 – 1983-84
Dave Barr	1983-84
Mark Morrison	1983-84
Stephen Patrick	1984-85 – 1985-86
Wilf Paiement	1985-86
Bobby Carpenter	1986-87
Kelly Kisio	1986-87 – 1990-91
Adam Graves	1991-92
Mark Messier	1991-92 – 1996-97; 2000-01 – 2003-04

RANGERS ALL-TIME JERSEY NUMBERS

PLAYER	12	YEAR(S) WORN
Oliver Reinikka		1926-27
Leo Bourgeault		1926-27 – 1927-28
Myles Lane		1928-29
Sparky Vail		1928-29
Leo Quenneville		1929-30
Ralph Taylor		1929-30
Eddie Rodden		1930-31
Sam McAdam		1930-31
Art Somers		1931-32 – 1934-35
Glenn Brydson		1935-36
Howie Morenz		1935-36
Joe Cooper		1936-37 – 1937-38
Bryan Hextall Sr.		1938-39 – 1943-44; 1945-46 – 1947-48
Neil Colville		1944-45
Cal Gardner		1945-46
Church Russell		1945-46
Bing Juckes		1947-48
Dunc Fisher		1948-49 – 1950-51
Zellio Toppazzini		1950-51 – 1951-52
Jack Stoddard		1951-52
Jackie McLeod		1952-53
Andy Bathgate		1952-53
Gordie Haworth		1952-53
Aldo Guidolin		1952-53 – 1954-55
Andy Hebenton		1955-56 – 1962-63
Dick Meissner		1963-64
Jim Mikol		1964-65
Mel Pearson		1964-65
Bill Hicke		1964-65 – 1965-66
Ron Stewart		1967-68 – 1970-71; 1971-72 – 1972-73
Bruce MacGregor		1972-73 – 1973-74
Bob MacMillan		1974-75
Phil Esposito		1975-76
Bill Goldsworthy		1976-77 – 1977-78
Jerry Byers		1977-78
Don Maloney		1978-79 – 1988-89
Kris King		1989-90 – 1990-91
Tim Kerr		1991-92
Ed Olczyk		1992-93 – 1994-95
Ken Gernander		1995-96 – 1996-97; 2003-04
Mike Keane		1997-98
Bob Errey		1997-98
Rich Brennan		1998-99
Alexandre Daigle		1999-00
Dixon Ward		2002-03
Patrick Rissmiller		2008-09
Ales Kotalik		2009-10
Olli Jokinen		2009-10
Todd White		2010-11
Jesper Fast		2013-14
Lee Stempniak		2014-15
Daniel Paille		2015-16
Eric Staal		2015-16
Matt Puempel		2016-17
Peter Holland		2017-18

PLAYER	13	YEAR(S) WORN
Jack Stoddard		1951-52 – 1952-53
Bob Brooke		1983-84 – 1986-87
Sergei Nemchinov		1991-92 – 1996-97
Valeri Kamensky		1999-00 – 2000-01
Richard Scott		2001-02; 2003-04
Nikolai Zherdev		2008-09
Daniel Carcillo		2013-14
Kevin Hayes		2014-15 – 2018-19

PLAYER	14	YEAR(S) WORN
Stan Brown		1926-27
Frank "Patsy" Callighen		1927-28
Russell Oatman		1928-29
Leroy Goldsworthy		1929-30
Gene Carrigan		1930-31
Ott Heller		1931-32 – 1936-37
Clint Smith		1937-38
Dutch Hiller		1938-39
Kilby MacDonald		1939-40 – 1940-41
Hub Macey		1941-42
Scotty Cameron		1942-43
Billy Warwick		1943-44
Bob McDonald		1943-44
Jimmy Jamieson		1943-44
Aldo Palazzari		1943-44
Fred Thurier		1944-45
Alf Pike		1945-46
Joe Levandoski		1946-47
Jean-Paul Denis		1946-47
Jack Lancien		1946-47
Eddie Kullman		1947-48 – 1948-49
Wes Trainor		1948-49
Bud Poile		1949-50
Jackie McLeod		1949-50 – 1951-52
Bill Wylie		1950-51
Herb Dickenson		1951-52 – 1952-53
Kelly Burnett		1952-53
Ian Mackintosh		1952-53
Ike Hildebrand		1953-54
Doug Bentley		1953-54
Bill McCreary Sr.		1953-54
Andy Bathgate		1954-55
Andy Hebenton		1955-56*
Jimmy Bartlett		1955-56
Parker MacDonald		1956-57 – 1957-58
Brian Cullen		1959-60 – 1960-61
Rod Gilbert		1960-61 – 1961-62
Bob Cunningham		1960-61
Jean Ratelle		1961-62 – 1962-63
Mel Pearson		1962-63
Val Fonteyne		1963-64 – 1964-65
John McKenzie		1965-66
Guy Trottier		1968-69
Don Luce		1969-70 – 1970-71
Bruce MacGregor		1970-71 – 1972-73
Mike Murphy		1972-73 – 1973-74

RANGERS ALL-TIME JERSEY NUMBERS

PLAYER	YEAR(S) WORN
Real Lemieux	1973-74
Bert Wilson	1973-74 – 1974-75
Pat Hickey	1975-76
Ed Johnstone	1975-76
Don Murdoch	1976-77 – 1979-80
Mike Allison	1980-81 – 1985-86
Lane Lambert	1986-87
Jeff Jackson	1986-87
Gord Walker	1987-88
Mark Hardy	1987-88; 1988-89 – 1992-93
Doug Wickenheiser	1988-89
John McIntyre	1992-93
Mattias Norstrom	1993-94; 1995-96
Craig MacTavish	1993-94
Troy Loney	1994-95
Chris Ferraro	1995-96 – 1996-97
Peter Ferraro	1997-98
Geoff Smith	1997-98 – 1998-99
Johan Wittehall	1998-99
Christian Dube	1998-99
Theo Fleury	1999-00 – 2001-02
Jason Ward	2005-06
Brendan Shanahan	2006-07 – 2007-08
Taylor Pyatt	2012-13 – 2013-14
Chris Mueller	2014-15

15

PLAYER	YEAR(S) WORN
Leo Bourgeault	1926-27
Gerry Carson	1928-29
Orville "Obs" Heximer	1929-30
Leo Quenneville	1929-30
Frank "Deacon" Waite	1930-31
Cecil Dillon	1930-31 – 1931-32
Doug Brennan	1932-33 – 1933-34
Bert Connelly	1934-35 – 1935-36
Phil Watson	1935-36 – 1936-37
Bryan Hextall Sr.	1937-38
Muzz Patrick	1938-39 – 1940-41
Alf Pike	1939-40
Norman Burns	1941-42
Lin Bend	1942-43
Red Garrett	1942-43
Spence Tatchell	1942-43
Billy Warwick	1942-43
Vic Lynn	1942-43
Jack Mann	1943-44
Ab DeMarco Sr.	1943-44 – 1946-47
Buddy O'Connor	1947-48
Don Raleigh	1947-48
Bob Decourcy	1947-48
Bing Juckes	1947-48
Hub Anslow	1947-48
Ronnie Rowe	1947-48
Clint Albright	1948-49
Gus Kyle	1949-50 – 1950-51
Jim Ross	1951-52

PLAYER	YEAR(S) WORN
Jim Conacher	1952-53
Dean Prentice	1952-53
Mike Labadie	1952-53
Pete Babando	1952-53
Ron Murphy	1953-54; 1954-55 – 1956-57
Billy Dea	1953-54
Aggie Kukulowicz	1953-54
Bronco Horvath	1955-56*
Hank Ciesla	1957-58 – 1958-59
Noel Price	1959-60
Jack Bownass	1959-60
Bob Kabel	1959-60
Irv Spencer	1960-61 – 1961-62
Jim Neilson	1962-63 – 1973-74
Hartland Monahan	1974-75
Bill Collins	1975-76
Greg Holst	1977-78
Jerry Byers	1977-78
Dallas Smith	1977-78
Anders Hedberg	1978-79 – 1984-85
Chris Jensen	1985-86 – 1987-88
Jason Lafreniere	1988-89
Mark Janssens	1989-90 – 1991-92
Mike Hudson	1993-94
Darren Langdon	1994-95 – 1997-98
John MacLean	1998-99 – 2000-01
Chad Wiseman	2003-04
Jeff Taffe	2005-06
Brad Isbister	2006-07
Blair Betts	2007-08 – 2008-09
Jeff Halpern	2012-13
Derek Dorsett	2012-13 – 2013-14
Tanner Glass	2014-15 – 2016-17

16

PLAYER	YEAR(S) WORN
Lester Patrick	1926-27 – 1927-28
Ernest Kenny	1930-31
Bud Maracle	1930-31
Doug Brennan	1931-32
Ossie Asmundson	1932-33 – 1933-34
Charlie Mason	1934-35 – 1935-36
Mac Colville	1935-36 – 1936-37
Bobby Kirk	1937-38
Dutch Hiller	1937-38
Larry Molyneaux	1938-39
Alf Pike	1939-40 – 1941-42
Billy Gooden	1942-43; 1943-44
Joe Shack	1942-43
Fern Gauthier	1943-44
Jim Drummond	1944-45
Harold Brown	1945-46
Hal Laycoe	1945-46
Church Russell	1945-46 – 1947-48
Ed Slowinski	1947-48
Jean-Paul Lamirande	1947-48
Al "Red" Staley	1948-49

RANGERS ALL-TIME JERSEY NUMBERS

PLAYER	YEAR(S) WORN
Jack Gordon	1948-49; 1950-51
Val Delory	1948-49
Bing Jukes	1949-50
Jack Evans	1949-50; 1955-56*
Jack Lancien	1949-50 – 1950-51
Vic Howe	1950-51; 1953-54
Dick Kotanen	1950-51
Gaye Stewart	1951-52 – 1952-53
George Senick	1952-53
Frank Bathgate	1952-53
Aldo Guidolin	1952-53
Billy Dea	1953-54
Ron Murphy	1953-54
Andy Bathgate	1953-54
Glen Sonmor	1953-54 – 1954-55
Charles "Pete" Conacher Jr.	1954-55
Dave Creighton	1955-56 – 1957-58
Les Colwill	1958-59
Irv Spencer	1959-60
Noel Price	1959-60
Parker MacDonald	1959-60
Mel Pearson	1959-60
Leon Rochefort	1960-61; 1962-63
John Hanna	1960-61
Johnny Wilson	1960-61 – 1961-62
Don Johns	1962-63
Marc Dufour	1963-64
Ken Schinkel	1963-64
Rod Seiling	1963-64 – 1974-75
Dunc McCallum	1965-66
Larry Mickey	1966-67
Derek Sanderson	1974-75 – 1975-76
Pat Hickey	1975-76 – 1979-80
Dave Silk	1979-80 – 1982-83
Mark Pavelich	1983-84 – 1985-86
Kelly Kisio	1986-87
Marcel Dionne	1986-87 – 1988-89
Ulf Dahlen	1989-90
Brian Reynolds	1990-91
Troy Mallette	1990-91
Randy Gilhen	1991-92 – 1992-93
Jim Hiller	1993-94
Brian Noonan	1993-94 – 1994-95
Pat Verbeek	1995-96
Daniel Goneau	1996-97
Pat LaFontaine	1997-98
Rob DiMaio	1999-00
Mike York	2001-02
Bobby Holik	2002-03 – 2003-04
Tom Poti	2005-06
Jason Ward	2006-07
Sean Avery	2006-07 – 2007-08; 2008-09 – 2011-12
Derick Brassard	2012-13 – 2015-16
Ryan Strome	2018-19

PLAYER	YEAR(S) WORN
Jean Pusie	1933-34
Duke Dutkowski	1933-34
Art Coulter	1936-37
Frank Boucher	1937-38
George Allen	1938-39
Bill Carse	1938-39
Cliff Barton	1939-40
Stan Smith	1939-40; 1940-41
Johnny Polich	1939-40; 1940-41
Bill Allum	1940-41
Herb Foster	1940-41
Norm Tustin	1941-42
Hub Macey	1942-43
Billy Gooden	1942-43
Max Labovitch	1943-44
Chuck Scherza	1943-44 – 1944-45
Dutch Hiller	1943-44
Alan Kuntz	1945-46
Cal Gardner	1946-47 – 1947-48
Alex Kaleta	1948-49 – 1950-51
Ed Harrison	1950-51
Bill Kyle	1950-51
Herb Dickenson	1951-52
Lloyd Ailsby	1951-52
Clare Martin	1951-52
Frank Eddolls	1951-52
Ron Murphy	1952-53
Dean Prentice	1952-53 – 1962-63
Len Ronson	1960-61
Don McKenney	1962-63 – 1963-64
Bob Nevin	1963-64
Lou Angotti	1964-65 – 1965-66
Ray Cullen	1965-66
Bill Hicke	1965-66 – 1966-67
Larry Jeffrey	1967-68
Dave Balon	1968-69 – 1971-72
Tom Williams	1971-72 – 1973-74
Jerry Butler	1973-74 – 1974-75
Greg Holst	1975-76 – 1977-78
Ed Johnstone	1977-78 – 1982-83
Mike Rogers	1983-84 – 1985-86
Rob Whistle	1985-86
Michel Petit	1987-88
Jeff Brubaker	1987-88
Brian Lawton	1988-89
Carey Wilson	1988-89 – 1989-90
Rick Bennett	1990-91 – 1991-92
Greg Gilbert	1993-94
Pat Verbeek	1994-95
Peter Ferraro	1995-96; 1996-97
Jari Kurri	1995-96
Kevin Stevens	1997-98 – 1999-00
Derek Armstrong	2000-01
Colin Forbes	2000-01
Rem Murray	2001-02 – 2002-03
Chris Simon	2003-04

RANGERS ALL-TIME JERSEY NUMBERS

PLAYER	YEAR(S) WORN
Jamie Lundmark	2005-06
Fedor Fedorov	2005-06
Petr Sykora	2005-06
Brandon Dubinsky	2007-08 – 2011-12
Mike Rupp	2012-13
John Moore	2012-13 – 2014-15
Jesper Fast	2017-18 – 2018-19

18

PLAYER	YEAR(S) WORN
Albert LeDuc	1933-34
Lynn Patrick	1934-35 – 1936-37
Larry Molyneux	1937-38; 1938-39
Bill Carse	1938-39
Bill Juzda	1940-41; 1941-42
Neil Colville	1940-41
Vic Myles	1942-43
Dutch Hiller	1943-44
Joe Shack	1944-45
Tony Leswick	1945-46 – 1950-51
Wally Hergesheimer	1951-52 – 1955-56; 1958-59
Jackie McLeod	1954-55
Gerry Foley	1956-57 – 1957-58
Ken Schinkel	1959-60 – 1963-64
Al LeBrun	1960-61; 1965-66
Phil Latreille	1960-61
Dave Richardson	1963-64 – 1964-65
Sandy McGregor	1963-64
Bill Hicke	1964-65
Mel Pearson	1964-65
Trevor Fahey	1964-65
Jim Mikol	1964-65
John Brenneman	1964-65 – 1965-66
Ted Taylor	1965-66
Paul Andrea	1965-66
Larry Mickey	1965-66; 1966-67; 1967-68
Jim Johnson	1966-67
Bob Plager	1966-67
Walt Tkaczuk	1967-68 – 1980-81
Mike Blaisdell	1983-84 – 1984-85
Mike Ridley	1985-86 – 1986-87
Stu Kulak	1986-87
Jim Pavese	1987-88
Tony Granato	1988-89 – 1989-90
Joe Cirella	1990-91
Mike Hartman	1992-93 – 1994-95
Wayne Presley	1995-96
Bill Berg	1995-96 – 1997-98
Derek Armstrong	1998-99
Mike York	1999-00 – 2000-01
Zdeno Ciger	2001-02
Cory Cross	2002-03
Ales Pisa	2002-03
Mike Siklenka	2003-04
Cory Larose	2003-04
Dominic Moore	2005-06
Adam Hall	2006-07
Marc Staal	2007-08 – 2018-19

19



Number retired for Jean Ratelle
on Feb. 25, 2018

PLAYER	YEAR(S) WORN
Joe Cooper	1935-36
Eddie Wares	1936-37
Muzz Patrick	1937-38
Joe Krol	1938-39
George Allen	1938-39
Alan Kuntz	1941-42
Hub Macey	1942-43
Hank Goldup	1942-43
Ozzie Aubuchon	1943-44
Jim Drummond	1944-45
Alex Ritson	1944-45
Len Wharton	1944-45
Bill Juzda	1945-46 – 1947-48
Norm Larson	1946-47
Bucky Buchanan	1948-49
Ray Manson	1948-49
Bill McDonagh	1949-50
Jackie McLeod	1949-50
Bill Kyle	1949-50
Jean-Paul Lamirande	1949-50
Doug Adam	1949-50
Norm "Odie" Lowe	1949-50
Sherman White	1949-50
Jack Lancien	1949-50
Jack Evans	1949-50
Jack Gordon	1949-50
Eddie Kullman	1950-51 – 1953-54
Larry Popein	1954-55 – 1960-61
Len Ronson	1960-61
Bob Cunningham	1960-61; 1961-62
Wayne Hall	1960-61
Danny Belisle	1960-61
Floyd Smith	1960-61
Mel Pearson	1961-62
Pete Gogan	1961-62
Jean Ratelle	1962-63 – 1975-76
Don Johns	1962-63
Ralph Keller	1962-63
Duane Rupp	1962-63
Gordon Labossiere	1963-64
Ken Schinkel	1963-64
Bill Taylor Jr.	1964-65
Doug Robinson	1966-67
Mark Heaslip	1976-77 – 1977-78
Dean Talafoos	1978-79 – 1981-82
Tom Youngmans	1981-82
Ulf Nilsson	1982-83
Mark Osborne	1983-84 – 1986-87
Brian Mullen	1987-88 – 1990-91
Kris King	1991-92 – 1992-93
Craig Duncanson	1992-93
Nick Kypreos	1993-94 – 1995-96
Christian Dube	1996-97
Darren Langdon	1998-99 – 1999-00

RANGERS ALL-TIME JERSEY NUMBERS

PLAYER	YEAR(S) WORN
Martin Rucinsky	2001-02
Roman Lyashenko	2002-03
Blair Betts	2005-06 – 2006-07
Scott Gomez	2007-08 – 2008-09
Ruslan Fedotenko	2010-11
Brad Richards	2011-12 – 2013-14
Jesper Fast	2014-15 – 2016-17

PLAYER	20	YEAR(S) WORN
Neil Colville		1935-36
Bryan Hextall Sr.		1936-37; 1937-38
Joe Krol		1936-37
Stan Smith		1939-40
Red Garrett		1942-43
Guy Labrie		1944-45
Jim Henry		1945-46
Joe Bell		1946-47
Ed Slowinski		1947-48 – 1952-53
Wes Trainor		1948-49
Jack Evans		1948-49; 1953-54
Bill McCreary Sr.		1953-54
Aldo Guidolin		1955-56
Phil Goyette		1963-64 – 1968-69
Jim Johnson		1964-65
Juha Widing		1969-70
Jack Egers		1969-70 – 1971-72; 1973-74
Gene Carr		1971-72
Curt Bennett		1972-73
Jerry Butler		1972-73
Larry Sacharuk		1973-74
Greg Polis		1974-75 – 1978-79
Ron Greschner		1978-79
Claude Larose		1979-80
Cam Connor		1979-80 – 1982-83
Jan Erixon		1983-84 – 1992-93
Mark Osborne		1994-95
Luc Robitaille		1995-96 – 1996-97
Brian Skrudland		1997-98
Todd Harvey		1998-99
P.J. Stock		1999-00
Radek Dvorak		1999-00 – 2002-03
Pascal Rheaume		2003-04
Jozef Balej		2003-04
Steve Rucchin		2005-06
Jason Krog		2006-07
Fredrik Sjostrom		2007-08 – 2008-09
Vinny Prospal		2009-10 – 2010-11
Chris Kreider		2011-12 – 2018-19

PLAYER	21	YEAR(S) WORN
Earl Seibert		1935-36
Art Coulter		1935-36
Chuck Scherza		1943-44
Bill Moe		1944-45 – 1948-49
Jack Lancien		1947-48
Jean-Paul Denis		1949-50

PLAYER	YEAR(S) WORN
John "Chick" Webster	1949-50
Tony Leswick	1949-50
Don Smith	1949-50
Fern Perreault	1949-50
Reg Sinclair	1950-51 – 1951-52
Neil Strain	1952-53
Camille Henry	1953-54 – 1954-55; 1956-57 – 1964-65; 1967-68
Chick Chalmers	1953-54
Bill McCreary Sr.	1954-55
Dick Bouchard	1954-55
Ron Howell	1955-56
Irv Spencer	1959-60
Garry Peters	1965-66
Larry Mickey	1966-67
Ken Schinkel	1966-67
Wayne Rivers	1968-69
Dennis Hextall	1968-69
Reg Fleming	1968-69
Bill Fairbairn	1968-69
Jack Egers	1969-70
Larry Brown	1969-70 – 1970-71
Pete Stenkowski	1970-71 – 1976-77
Mike Keating	1977-78
Don Murdoch	1977-78
Bud Stefanski	1977-78
Frank Beaton	1978-79 – 1979-80
Lance Nethery	1980-81 – 1981-82
Mark Morrison	1981-82
Mike Backman	1981-82 – 1983-84
Blaine Stoughton	1983-84
Simo Saarinen	1984-85
George McPhee	1985-86 – 1986-87
David Shaw	1987-88 – 1989-90
Jody Hull	1990-91 – 1991-92
Sergei Zubov	1992-93 – 1994-95
Ray Ferraro	1995-96
Peter Ferraro	1995-96
Jayson More	1996-97
Russ Courtnall	1996-97
Johan Lindbom	1997-98
Scott Fraser	1998-99
Mathieu Schneider	1999-00
Bert Robertsson	2000-01
Jason Doig	2000-01
Derek Armstrong	2000-01
Steve McKenna	2001-02
Richard Lintner	2002-03
Jamie Lundmark	2003-04
Chad Wiseman	2005-06
Ivan Baranka	2007-08
Chris Higgins	2009-10
Derek Stepan	2010-11 – 2016-17
Brett Howden	2018-19

RANGERS ALL-TIME JERSEY NUMBERS

PLAYER	22	YEAR(S) WORN
Jean-Paul Lamirande		1949-50
Max Bentley		1953-54
Jack Evans		1953-54
Danny Lewicki		1954-55 – 1957-58
Jimmy Bartlett		1958-59 – 1959-60
Dave Balon		1959-60
Ted Hampson		1960-61 – 1962-63
Don Marshall		1963-64 – 1969-70
Jim Krulicki		1970-71
Bobby Rousseau		1971-72 – 1974-75
Jerry Holland		1974-75 – 1975-76
Dale Lewis		1975-76
Nick Fotiu		1976-77 – 1978-79; 1980-81 – 1984-85
Mike McDougal		1980-81
Mike Donnelly		1986-87 – 1987-88
Paul Cyr		1987-88 – 1988-89
Mike Gartner		1989-90 – 1993-94
Nathan LaFayette		1994-95 – 1995-96
Ian Laperriere		1995-96
Shane Churla		1995-96 – 1996-97
Mike Knuble		1998-99 – 1999-00
Jason Dawe		1999-00
Michal Grosek		2000-01
Tomas Kloucek		2000-01 – 2001-02
Josh Green		2002-03
Mike Wilson		2002-03
Anson Carter		2002-03 – 2003-04
Benoit Dusbablon		2003-04
Thomas Pock		2003-04 – 2007-08
Lauri Korpikoski		2007-08
Brian Boyle		2009-10 – 2013-14
Dan Boyle		2014-15 – 2015-16
Nick Holden		2016-17
Kevin Shattenkirk		2017-18 – 2018-19

PLAYER	23	YEAR(S) WORN
Gilles Villemure		1963-64; 1968-69
Jacques Plante		1963-64
Marcel Paille		1964-65
Larry Brown		1969-70
Mike Robitaille		1969-70
Don Blackburn		1969-70
Jack Egers		1969-70
Norm Gratton		1971-72
Bill Heindl		1972-73
John Bednarski		1974-75 – 1976-77
Lucien DeBlois		1977-78 – 1979-80;
		1987-88 – 1988-89
Ed Hospodar		1979-80 – 1981-82
Chris Kontos		1982-83 – 1984-85
Raimo Helminen		1985-86 – 1986-87
Kevin Miller		1989-90
Corey Millen		1989-90
Ray Sheppard		1990-91
Jeff Beukeboom		1991-92 – 1998-99
Vladimir Malakhov		2000-01 – 2003-04

PLAYER	YEAR(S) WORN
Karel Rachunek	2003-04; 2006-07
Chris Drury	2007-08 – 2010-11
Jayson Megna	2015-16
Ryan Spooner	2017-18 – 2018-19
Connor Brickley	2018-19

PLAYER	24	YEAR(S) WORN
Larry Mickey		1965-66
Jim Johnson		1965-66
Gordon "Red" Berenson		1966-67 – 1967-68
Ron Attwell		1967-68
Dennis Hextall		1967-68
Mike Robitaille		1969-70
Ab DeMarco Jr.		1969-70 – 1972-73
Jack Egers		1970-71
Joe Zanusso		1974-75
Larry Sacharuk		1975-76
Dan Newman		1976-77 – 1977-78
Pierre Plante		1978-79
Warren Miller		1979-80
Chris Kotsopoulos		1980-81
Pat Hickey		1981-82
Gary Burns		1981-82
Kent-Erik Andersson		1982-83 – 1983-84
Jim Wiemer		1984-85
Pierre Larouche		1985-86
Jim Leavins		1986-87
Jeff Brubaker		1987-88
Michel Petit		1987-88 – 1988-89
Randy Moller		1989-90 – 1991-92
Jay Wells		1991-92 – 1994-95
Niklas Sundstrom		1995-96 – 1998-99
Sylvain Lefebvre		1999-00 – 2002-03
Jamie Pushor		2003-04
Chris McAllister		2003-04
Maxim Kondratiev		2005-06
Sandis Ozolinsh		2005-06 – 2006-07
Ryan Callahan		2007-08 – 2013-14
Ryan Malone		2014-15
Oscar Lindberg		2015-16 – 2016-17
Boo Nieves		2017-18 – 2018-19

PLAYER	25	YEAR(S) WORN
Al Hamilton		1965-66
Bob Plager		1965-66
Orland Kurtenbach		1966-67 – 1969-70
Jim Krulicki		1970-71
Mike Robitaille		1970-71
Andre Dupont		1970-71
Jim Lorentz		1971-72
Steve Andrasick		1971-72
Nick Beverley		1974-75 – 1976-77
Larry Huras		1976-77
Dave Tataryn		1976-77
Mario Marois		1977-78 – 1980-81
Jeff Bandura		1980-81

RANGERS ALL-TIME JERSEY NUMBERS

PLAYER	YEAR(S) WORN
Peter Wallin	1980-81 – 1981-82
Graeme Nicolson	1982-83
Peter Sundstrom	1983-84 – 1985-86
Paul Fenton	1986-87
Tony McKegney	1986-87
John Ogrodnick	1987-88 – 1991-92
Steven King	1992-93
Alexander Karpovtsev	1993-94 – 1998-99
Mathieu Schneider	1998-99
Jason Doig	1999-00 – 2000-01
Alexei Gusarov	2000-01
Peter Smrek	2000-01 – 2001-02
Paul Healey	2003-04
Garth Murray	2003-04
Petr Prucha	2005-06 – 2008-09
Anders Eriksson	2009-10
Chad Kolarik	2010-11
Ryan Bourque	2014-15
Viktor Stalberg	2015-16
Adam Cracknell	2017-18
Ryan Sproul	2017-18
Tim Gettinger	2018-19

PLAYER	YEAR(S) WORN
Ted Irvine	1969-70
Larry Sacharuk	1972-73
Sheldon Kannegiesser	1972-73 – 1973-74
Dave Maloney	1974-75 – 1984-85
Randy Heath	1984-85
Brian MacLellan	1985-86
Kjell Samuelsson	1986-87
Brad Maxwell	1986-87
Jay Caulfield	1986-87
Ron Talakoski	1987-88
Igor Liba	1988-89
Kevin Miller	1988-89
Troy Mallette	1989-90 – 1990-91
Joe Kocur	1990-91 – 1995-96
David Oliver	1996-97
Jeff Finley	1997-98 – 1998-99
Mike Maneluk	1998-99
Tim Taylor	1999-00 – 2000-01
Andreas Johansson	2001-02
Jamie Lundmark	2002-03
Martin Rucinsky	2003-04; 2005-06
Bryce Lampman	2006-07
Erik Christensen	2009-10 – 2010-11
Ruslan Fedotenko	2011-12
Martin St. Louis	2013-14 – 2014-15
Jarret Stoll	2015-16
Jimmy Vesey	2016-17 – 2018-19

PLAYER	YEAR(S) WORN
Ted Irvine	1969-70 – 1974-75
Dale Lewis	1975-76
Pete Stelmowski	1975-76

PLAYER	YEAR(S) WORN
Mike McEwen	1976-77 – 1979-80
Andre Dore	1979-80
Gary Burns	1980-81
Mike Rogers	1981-82 – 1982-83
Willie Huber	1983-84 – 1987-88
Paul Boutilier	1987-88
Mark Janssens	1987-88
Joe Paterson	1987-88 – 1988-89
Rick Bennett	1989-90
David Shaw	1990-91 – 1991-92
Alexei Kovalev	1992-93 – 1998-99; 2002-03 – 2003-04
Jan Hlavac	1999-00 – 2000-01
Jason Dawe	2001-02
Rico Fata	2002-03
Paul Mara	2006-07 – 2008-09
Ryan McDonagh	2010-11 – 2017-18

PLAYER	YEAR(S) WORN
Doug Jarrett	1975-76
Greg Hickey	1977-78
Bill Lochead	1979-80
Pat Conacher	1979-80
Dan McCarthy	1980-81
John Hughes	1980-81
Mikko Leinonen	1981-82 – 1983-84
Tomas Sandstrom	1984-85 – 1989-90
Tie Domi	1990-91 – 1992-93
Joby Messier	1992-93 – 1993-94
Steve Larmer	1993-94 – 1994-95
Brian Noonan	1996-97
Dallas Eakins	1996-97
P.J. Stock	1997-98 – 1998-99
Eric Lacroix	1998-99 – 2000-01
Roman Lyashenko	2002-03
Dominic Moore	2003-04; 2013-14 – 2015-16
Lawrence Nycholat	2003-04
Colton Orr	2005-06 – 2008-09
Bryan McCabe	2010-11
John Scott	2011-12
Kris Newbury	2012-13
Taylor Beck	2016-17
Paul Carey	2017-18

PLAYER	YEAR(S) WORN
Ray Markham	1979-80
Reijo Ruotsalainen	1981-82 – 1985-86
Don Jackson	1986-87
Bruce Bell	1987-88
Rudy Poeschek	1988-89 – 1989-90
Phil Bourque	1992-93 – 1993-94
Joby Messier	1994-95
Barry Richter	1995-96
Eric Cairns	1996-97 – 1997-98
Chris Kenady	1999-00
Johan Wittehall	1999-00 – 2000-01
Jeff Toms	2000-01

RANGERS ALL-TIME JERSEY NUMBERS

PLAYER	YEAR(S) WORN
Darren Van Impe	2001-02
Roman Lyashenko	2001-02
Krzysztof Oliwa	2002-03
Boris Mironov	2002-03 – 2003-04
Lauri Korpikoski	2008-09
Chad Johnson	2009-10 – 2010-11
Ryane Clowe	2012-13

PLAYER	YEAR(S) WORN
Julian Klymkiw	1958-59
Dan Olesевич	1961-62
Dave Dryden	1961-62
Marcel Pelletier	1962-63
Ed Giacomin	1965-66
Don Simmons	1965-66; 1967-68 – 1968-69
Cesare Maniago	1965-66 – 1966-67
Gilles Villemure	1967-68; 1968-69; 1970-71 – 1974-75
Terry Sawchuk	1969-70
Gilles Gratton	1976-77
John Davidson	1978-79 – 1982-83
Grant Ledyard	1984-85 – 1985-86
Larry Melnyk	1985-86 – 1987-88
Chris Nilan	1987-88 – 1989-90
Glenn Healy	1993-94 – 1996-97
Sylvain Blouin	1997-98
Kirk McLean	1999-00 – 2000-01
Mike Dunham	2002-03 – 2003-04
Henrik Lundqvist	2005-06 – 2018-19

PLAYER	YEAR(S) WORN
Peter McDuffe	1972-73 – 1973-74
Curt Ridley	1974-75
Dunc Wilson	1974-75 – 1975-76
Doug Soetaert	1975-76
Hardy Astrom	1977-78
Steve Weeks	1980-81 – 1983-84
Ron Scott	1985-86 – 1987-88
Tony Amonte	1990-91
Rob Zamuner	1991-92
Corey Hirsch	1992-93
Jason Muzzatti	1997-98
Jean-Francois Labbe	1999-00
Vitali Yeremeyev	2000-01
Guy Hebert	2000-01
Dan Blackburn	2001-02 – 2002-03
Matt Zaba	2009-10
Alex Auld	2009-10
Alex Frolov	2010-11
Ondrej Pavelec	2017-18

PLAYER	YEAR(S) WORN
Dan Clark	1978-79
Pat Conacher	1982-83
Tony Feltrin	1985-86
Bob Crawford	1985-86 – 1986-87
Lucien DeBlois	1986-87

PLAYER	YEAR(S) WORN
Mark Tinordi	1987-88
Dave Pichette	1987-88
Stephane Brochu	1988-89
Kevin Miller	1989-90 – 1990-91
Corey Millen	1990-91 – 1991-92
Mike Hurlbut	1992-93
Daniel Lacroix	1993-94
Stephane Matteau	1993-94 – 1995-96
Sergio Momesso	1995-96 – 1996-97
Sylvain Blouin	1996-97
Mike Eastwood	1996-97 – 1997-98
Harry York	1997-98 – 1998-99
Sean Pronger	1998-99
Milan Hnilicka	1999-00
Terry Virtue	1999-00
P.J. Stock	1999-00
Johan Holmqvist	2000-01
Jeff Toms	2001-02
Gordie Dwyer	2002-03
Dale Weise	2010-11
Anton Stralman	2011-12
Micheal Haley	2012-13
Antti Raanta	2015-16 – 2016-17

PLAYER	YEAR(S) WORN
Ivan "Ching" Johnson	1929-30
Gilles Gratton	1976-77
Doug Soetaert	1977-78 – 1980-81
Andre Dore	1981-82 – 1982-83; 1984-85
Bob Froese	1986-87 – 1989-90
Tony Amonte	1991-92 – 1993-94
Bruce Driver	1995-96 – 1997-98
Marc Savard	1998-99
Milan Hnilicka	1999-00
Mike Mottau	2000-01
Dave Karpa	2001-02 – 2002-03
Jamie McLennan	2003-04
Bryce Lampman	2005-06
Michal Rozsival	2008-09 – 2010-11
Andre Deveaux	2011-12
Cam Talbot	2013-14 – 2014-15
Raphael Diaz	2015-16
Fredrik Claesson	2018-19

PLAYER	YEAR(S) WORN
Jim Mayer	1979-80
John Vanbiesbrouck	1981-82; 1983-84 – 1992-93
Vaclav Nedomansky	1982-83
Jamie Ram	1995-96
Dan Cloutier	1997-98
Peter Popovic	1998-99
Jason LaBarbera	2000-01; 2003-04
Bryan Berard	2001-02
Jason Strudwick	2005-06; 2006-07 – 2007-08
Aaron Voros	2008-09 – 2009-10
John Mitchell	2011-12

RANGERS ALL-TIME JERSEY NUMBERS

35



Number retired for Mike Richter

on Feb. 4, 2004

PLAYER	YEAR(S) WORN
John Davidson	1975-76
Steve Baker	1979-80 – 1982-83
Ron Scott	1983-84
Lucien DeBlois	1986-87
Ron Talakoski	1986-87
Mike Richter	1988-89 – 2002-03

36

PLAYER	YEAR(S) WORN
Jan Erixon	1983-84
Gord Walker	1986-87
Todd Charlesworth	1989-90
Glenn Anderson	1993-94
Marty McSorley	1995-96
Jeff Nielsen	1996-97
Pierre Sevigny	1997-98
Daniel Goneau	1997-98
Rumun Ndur	1998-99
Alexei Vasiliev	1999-00
David Wilkie	2000-01
Matthew Barnaby	2001-02 – 2003-04
Dane Byers	2009-10
Mats Zuccarello	2010-11 – 2011-12; 2012-13 – 2018-19
Benn Ferriero	2012-13

37

PLAYER	YEAR(S) WORN
Claude Larose	1981-82
George McPhee	1982-83 – 1984-85
Norm Maciver	1986-87 – 1988-89
Paul Broten	1989-90 – 1992-93
Daniel Lacroix	1994-95 – 1995-96
Ryan VandenBussche	1996-97
Tim Sweeney	1997-98
Brent Fedyk	1998-99
Derek Armstrong	1999-00
Tony Tuzzolino	2000-01
Mikael Samuelsson	2001-02 – 2002-03
Jan Hlavac	2003-04
Conor Allen	2013-14 – 2014-15

38

PLAYER	YEAR(S) WORN
Robbie Ftorek	1981-82
Peter Sundstrom	1983-84
Terry Carkner	1986-87
Jeff Bloemberg	1988-89 – 1991-92
Sylvain Blouin	1996-97
Ronnie Sundin	1997-98
Jeff Ulmer	2000-01
Rico Fata	2001-02
Ronald Petrovicky	2002-03
Bryce Lampman	2003-04
Jarkko Immonen	2005-06 – 2006-07
Corey Potter	2008-09

PLAYER	YEAR(S) WORN
P.A. Parenteau	2009-10
Michael Sauer	2010-11 – 2011-12
Steven Fogarty	2017-18 – 2018-19

39

PLAYER	YEAR(S) WORN
Tom Youngmans	1981-82
Rob McClanahan	1981-82
Rob Whistle	1985-86
Chris Jensen	1985-86
Tony Granato	1988-89
Peter Laviolette	1988-89
Doug Weight	1990-91 – 1992-93
Todd Marchant	1993-94
Shawn McCosh	1994-95
Steve Larouche	1995-96
Vladimir Vorobiev	1996-97 – 1997-98
Dan Cloutier	1998-99
Daniel Goneau	1999-00
Drew Bannister	2000-01
Brad Smyth	2000-01
Trent Whitfield	2001-02
Joel Bouchard	2002-03
Dan LaCouture	2002-03 – 2003-04
Alexandre Giroux	2005-06
Brodie Dupont	2010-11
Brendan Bell	2011-12
Nicklas Jensen	2016-17
Matt Beleskey	2017-18 – 2018-19

40

PLAYER	YEAR(S) WORN
Mark Pavelich	1981-82 – 1983-84
Randy Heath	1984-85; 1985-86
Kelly Miller	1984-85; 1986-87
Jayson More	1988-89
Dennis Vial	1990-91
Johan Holmqvist	2001-02 – 2002-03
Jussi Markkanen	2003-04
Chris Holt	2005-06
Steve Valiquette	2006-07 – 2009-10
Erik Christensen	2011-12
Brandon Mashinter	2012-13 – 2013-14
Roman Hamrlik	2012-13
Michael Grabner	2016-17 – 2017-18
Alexandar Georgiev	2017-18 – 2018-19

41

PLAYER	YEAR(S) WORN
Ed Mio	1981-82 – 1982-83
Steve Richmond	1983-84 – 1985-86
Mike Siltala	1986-87 – 1987-88
Rudy Poeschek	1987-88
Simon Wheeldon	1987-88 – 1988-89
Peter Fiorentino	1991-92
Jed Ortmeyer	2003-04 – 2006-07
Stu Bickel	2011-12 – 2012-13

RANGERS ALL-TIME JERSEY NUMBERS

PLAYER	42	YEAR(S) WORN
Paul Fenton		1986-87
Dave Marcinyshyn		1992-93
John Tripp		2002-03
Artem Anisimov		2008-09 – 2011-12
Brandon Segal		2012-13
Dylan McIlrath		2013-14 – 2014-15
Brendan Smith		2016-17 – 2018-19

PLAYER	43	YEAR(S) WORN
Jason MacDonald		2003-04
Ryan Callahan		2006-07
Martin Biron		2010-11 – 2013-14
Steven Kampfer		2016-17
Daniel Catenacci		2017-18
Libor Hajek		2018-19

PLAYER	44	YEAR(S) WORN
Terry Kleisner		1985-86
Ron Duguay		1986-87 – 1987-88
Jim Latos		1988-89
Lindy Ruff		1988-89 – 1990-91
Per Djoos		1991-92 – 1992-93
Billy Tibbetts		2002-03
Josh Green		2003-04
Ryan Hollweg		2005-06 – 2007-08
Corey Potter		2009-10
Steve Eminger		2010-11 – 2012-13
Justin Falk		2013-14
Matt Hunwick		2014-15
Neal Pionk		2017-18 – 2018-19

PLAYER	45	YEAR(S) WORN
Dale Purinton		1999-00
Steve Valiquette		2003-04
Dmitri Kalinin		2008-09
Jody Shelley		2009-10
Kris Newbury		2010-11 – 2011-12
Arron Asham		2012-13 – 2013-14
James Sheppard		2014-15
Magnus Hellberg		2015-16 – 2016-17

PLAYER	46	YEAR(S) WORN
Dan Girardi		2006-07
Marek Hrivik		2015-16 – 2016-17
Rob O'Gara		2017-18

PLAYER	47	YEAR(S) WORN
Pat Price		1986-87
Steve Nemeth		1987-88
Mark Janssens		1988-89
Rich Pilon		1999-00 – 2000-01
Barrett Heisten		2001-02
Mike Green		2003-04
J.T. Miller		2012-13
Steven Kampfer		2017-18

PLAYER	48	YEAR(S) WORN
Oscar Lindberg		2014-15
Brendan Lemieux		2018-19

PLAYER	49	YEAR(S) WORN
Greg Moore		2007-08
Dan Fritzsche		2008-09
Ilkka Heikkinen		2009-10

PLAYER	50	YEAR(S) WORN
Lias Andersson		2017-18 – 2018-19

PLAYER	51	YEAR(S) WORN
Fedor Tyutin		2003-04 – 2007-08
David Desharnais		2017-18

PLAYER	52	YEAR(S) WORN
None		

PLAYER	53	YEAR(S) WORN
Layne Ulmer		2003-04
Derek Morris		2008-09
Tim Erixon		2011-12

PLAYER	54	YEAR(S) WORN
Brandon Dubinsky		2006-07
Dane Byers		2007-08
Bobby Sanguinetti		2009-10
Adam McQuaid		2018-19

PLAYER	55	YEAR(S) WORN
Marty McSorley		1995-96
Igor Ulanov		2001-02
David Liffiton		2005-06 – 2006-07
Christian Backman		2007-08
Chris Summers		2014-15 – 2015-16
Nick Holden		2017-18
Ryan Lindgren		2018-19

PLAYER	56	YEAR(S) WORN
Michael Sauer		2008-09

PLAYER	57	YEAR(S) WORN
None		

PLAYER	58	YEAR(S) WORN
Christian Thomas		2012-13
John Gilmour		2017-18 – 2018-19

PLAYER	59	YEAR(S) WORN
None		

PLAYER	60	YEAR(S) WORN
None		

RANGERS ALL-TIME JERSEY NUMBERS

PLAYER	61	YEAR(S) WORN
Pascal Dupuis		2006-07
Rick Nash		2012-13 – 2017-18

PLAYER	62	YEAR(S) WORN
Carl Hagelin		2011-12 – 2014-15

PLAYER	63	YEAR(S) WORN
Anthony Duclair		2014-15

PLAYER	64	YEAR(S) WORN
	None	

PLAYER	65	YEAR(S) WORN
	None	

PLAYER	66	YEAR(S) WORN
	None	

PLAYER	67	YEAR(S) WORN
Benoit Pouliot		2013-14
Boo Nieves		2016-17

PLAYER	68	YEAR(S) WORN
Jaromir Jagr		2003-04 – 2007-08

PLAYER	69	YEAR(S) WORN
	None	

PLAYER	70	YEAR(S) WORN
Mackenzie Skapski		2014-15

PLAYER	71	YEAR(S) WORN
Mike Rupp		2011-12

PLAYER	72	YEAR(S) WORN
Filip Chytil		2017-18 – 2018-19

PLAYER	73	YEAR(S) WORN
Brandon Pirri		2016-17

PLAYER	74	YEAR(S) WORN
Joel Bouchard		2003-04

PLAYER	75	YEAR(S) WORN
Brandon Halverson		2017-18

PLAYER	76	YEAR(S) WORN
Brady Skjei		2015-16 – 2018-19

PLAYER	77	YEAR(S) WORN
Phil Esposito		1976-77 – 1980-81
Tony DeAngelo		2017-18 – 2018-19

PLAYER	78	YEAR(S) WORN
	None	

PLAYER	79	YEAR(S) WORN
	None	
PLAYER	80	YEAR(S) WORN

Kevin Weekes		2005-06 – 2006-07
Nik Antropov		2008-09

PLAYER	81	YEAR(S) WORN
Marcel Hossa		2005-06 – 2007-08
Enver Lisin		2009-10

PLAYER	82	YEAR(S) WORN
Martin Straka		2005-06 – 2007-08

PLAYER	83	YEAR(S) WORN
	None	

PLAYER	84	YEAR(S) WORN
Corey Locke		2009-10

PLAYER	85	YEAR(S) WORN
	None	

PLAYER	86	YEAR(S) WORN
Jeremy Williams		2010-11
Wojtek Wolski		2010-11 – 2011-12
Josh Jooris		2016-17

PLAYER	87	YEAR(S) WORN
Donald Brashear		2009-10

PLAYER	88	YEAR(S) WORN
Ken Hodge		1976-77 – 1977-78
Eric Lindros		2001-02 – 2003-04

PLAYER	89	YEAR(S) WORN
Pavel Buchnevich		2016-17 – 2018-19

PLAYER	90	YEAR(S) WORN
Alexandar Georgiev		2017-18
Vladislav Namestnikov		2017-18 – 2018-19

PLAYER	91	YEAR(S) WORN
Markus Naslund		2008-09
Evgeny Grachev		2010-11

PLAYER	92	YEAR(S) WORN
Michael Nylander		2005-06 – 2006-07

PLAYER	93	YEAR(S) WORN
Petr Nedved		1998-99 – 2003-04
Keith Yandle		2014-15 – 2015-16
Mika Zibanejad		2016-17 – 2018-19

PLAYER	94	YEAR(S) WORN
Derek Boogaard		2010-11

RANGERS ALL-TIME JERSEY NUMBERS

PLAYER	95	YEAR(S) WORN
Vinni Lettieri		2017-18 – 2018-19

PLAYER	96	YEAR(S) WORN
Emerson Etem		2015-16

PLAYER	97	YEAR(S) WORN
Matt Gilroy		2009-10 – 2010-11; 2012-13

PLAYER	98	YEAR(S) WORN
	None	

PLAYER	99	YEAR(S) WORN
Wayne Gretzky		1996-97 – 1998-99

***Jersey notes:**

- No. 99 is retired league-wide for Gretzky
- On Feb. 3, 1934, Andy Aitkenhead wore a sweatshirt instead of a jersey so that Danny Cox, who was making his Rangers debut, could have a Rangers jersey for the game. Cox wore jersey No. 1 (Aitkenhead's number), while Aitkenhead was listed on the game sheet with jersey No. 0 (credit – Montreal Gazette)
- On Dec. 23, 1943, Harry Lumley (a goaltender in the Detroit organization) was used as an emergency goaltender to replace Ken McAuley in a game between the Rangers and Red Wings. Lumley's jersey number in the box score is listed as No. 0.
- On Oct. 9, 1955, several Rangers players did not wear their usual uniform number in a game against the Detroit Red Wings.
- On Feb. 17, 1960 and Mar. 8, 1961, Joe Schaefer replaced Gump Worsley in the middle of the game, and his jersey number in the box score for each game is listed as No. 0.
- On Nov. 2, 1960, Jack McCartan replaced Gump Worsley after the second period, and his jersey number in the box score is listed as No. 0.

MSG TRAINING CENTER

With today's professional athletes having to compete at a higher level than ever before, the New York Rangers, along with the New York Knicks and the Westchester Knicks, train year-round in the state-of-the-art Madison Square Garden Training Center in Tarrytown, New York. This facility, which opened in September of 2002 and was renovated in the summer of 2019, is another proactive element of the organizations' continuing commitment towards supplying Madison Square Garden sports fans with the most competitive teams in their respective leagues.

Madison Square Garden Training Center offers the Rangers and Knicks the opportunity to utilize the best equipment, the best training regimen, the best environment – to elevate their performances when they open their respective schedules in the NHL and NBA. The 115,000 square foot facility, set on 16 acres of private land in Westchester County, is equipped with well-appointed private areas and office space, exercise rooms with dedicated equipment for both teams, the latest technology and first-class amenities.



Each team's area within the Madison Square Garden Training Center includes:

- 2,500 square foot complete cardiovascular and weight room
- Steam rooms, whirlpool and cold plunge
- Gated parking lots located adjacent to a private entrance into the players' lounge
- Tiered classrooms with high-back theater style seating
- State of the art video editing rooms
- Coach's lounge/offices

The training center also features amenities to be shared by both teams, including a Hydro Worx 2000 aquatic therapy pool, a dining room with seating for 60 people and auxiliary locker rooms which can be utilized for visiting teams in need of additional practice time during their stay in New York.

Media accommodations include dedicated media rooms and workstations, pre-wired for phone and Internet access, an interview room for one-on-one or small group interviews, as well as cabled locations for remote broadcast. The basketball court and hockey rink are equipped with dedicated seating for attending media.

***How to Get There: 711 Old Saw Mill River Road,
Tarrytown, NY 10591***

Northbound (from Manhattan West Side): Henry Hudson Parkway to Saw Mill River Parkway North. Take Exit 23 marked “Saw Mill River Road – Eastview” off the Saw Mill River Parkway North. Turn right onto Old Saw Mill River Road. The Madison Square Garden Training Center is located approximately 1/4 mile on the right.



Northbound (from Manhattan East Side): FDR Drive North over Willis Avenue Bridge to Major Deegan North to Saw Mill River Parkway North. Take Exit 23 marked “Saw Mill River Road – Eastview” off the Saw Mill River Parkway North. Turn right onto Old Saw Mill River Road. The Madison Square Garden Training Center is located approximately 1/4 mile on the right.

Southbound: I-684 or Taconic State Parkway South to Saw Mill River Parkway South. Take Exit 23 marked “Saw Mill River Road – Eastview” off the Saw Mill River Parkway South. Turn left onto Old Saw Mill River Road. The Madison Square Garden Training Center is located approximately 1/4 mile on the right.

Eastbound: New York State Thruway across Tappan Zee Bridge to I-287 East. Take Exit 1 marked “Saw Mill River Parkway North.” Stay on Saw Mill River Parkway North approximately two miles. Take Exit 23 marked “Saw Mill River Road – Eastview” off the Saw Mill River Parkway North. Turn right onto Old Saw Mill River Road. The Madison Square Garden Training Center is located approximately 1/4 mile on the right.

Westbound: From Route 287 West, take Exit 3 onto Sprain Brook Parkway North. Take Exit marked “100C-100 Eastview.” Go left on Route 100C for approximately one mile. Bear right on Old Saw Mill River Road and the Madison Square Garden Training Center is located approximately 1/2 mile on the left

MEDIA INFORMATION

John Rosasco (Senior Vice President, Public Relations) . . . (212) 465-6486	Ryan Watson (VP, Comm., MSG Sports) (212) 465-5945
Ryan Nissan (Director, Public Relations) (212) 465-5965	Rangers PR office (212) 465-6486
Lindsay Hayes (Manager, Public Relations) (212) 465-6487	John Condon Press Room (212) 465-6065
Michael Rappaport (Coordinator, Public Relations) (212) 465-6472	

Credentials: Two media credentials are honored for admission to Madison Square Garden: 1) Rangers 2019-20 season working media passes; 2) Rangers single game passes (good for that specific game only.) **NO OTHER CREDENTIALS WILL BE HONORED.**

Application for season or game credentials must be made by emailing the Rangers PR department at NYRcredentials@msg.com. Requests for single game credentials must be made by e-mail to the Rangers' office a minimum of one day prior to game time. Radio stations, magazines and weekly newspapers will be accommodated on a game-by-game, space-available basis. When applying for the first time, requests from magazines and weekly newspapers, radio and TV stations must be made on company letterhead and must include copies of the publication (if applicable.) Applying for credentials does not guarantee confirmation. When in The Garden, media members must wear their credentials in clear sight at all times. All credentials are non-transferable.

Parking: There is no media parking area at Madison Square Garden. However, there are numerous pay indoor and outdoor parking areas in the immediate vicinity.

Taxi: Taxi service is readily available virtually 24 hours a day at various points around The Garden, especially at the main entrance to Penn Station (7th Avenue between 31st and 33rd Streets) and immediately outside the 8 Penn Plaza press entrance (southeast corner of 33rd Street and 8th Avenue, across from the Post Office.)

Press Entrance: Madison Square Garden's press entrance (8 Penn Plaza) is located on the southeast corner of 33rd Street and 8th Avenue. Day-of-game credentials may be picked up there starting three hours prior to game time.

Use the press elevator to enter The Garden arena. The locker rooms and ice surface are located on Level 5.

Press Room: Named in memory of the legendary public address voice of The Garden, the John F.X. Condon Press Room is located on the sixth floor of The Garden near Tower C. From the press entrance, take the elevator directly to Level 6 and turn right. The media dining area and interview room are located on the fifth floor directly below the main work room, with a staircase connecting the two rooms.

The dining area (hot and cold buffet) opens 90 minutes prior to game time. **With work stations for print, photo and broadcast media, the press workroom is for the exclusive use of working media filing on deadline. Please confine all social gatherings, arguments, debates and other such conversations to the dining area on the fifth floor, so that a professional atmosphere can be maintained in the workroom. If you are not a working media member filing on deadline, please show a sense of professionalism and leave the work area for those who are.**

Your \$8 contribution to the press room will benefit "Garden of Dreams," the 501c3 non-profit charity that works closely with all areas of Madison Square Garden, including the New York Knicks, Rangers, MSG Media, and MSG Entertainment "to make dreams come true for kids facing obstacles". Thank you for your support.

Seating: Press seating for Rangers beat writers, traveling writers, and a limited number of additional media is located on the South Chase Bridge in sections 324, 325, 326, and 327, and can be reached using the Tower B elevator. Those holding Rangers season credentials must contact the Rangers PR office to reserve seating. Broadcast locations are also on the South Chase Bridge.

Locker Rooms: Both the Rangers and visitors' locker rooms are located on the fifth floor directly behind the player benches. As per NHL media policy, the locker room will open five minutes after the conclusion of the game. During post-game media sessions all interviews should be limited to game comments. **Please act in a professional working manner at all times while in the locker room. Any media members using their credentials for the purpose of obtaining autographs or taking photographs for personal use will have their credentials immediately revoked.**

Coaches Post-Game: The post-game availability for Rangers Head Coach David Quinn will be conducted in the lower level of the Press Room (fifth floor). A multibox/amplification system will be set up. During post-game coaches media sessions, priority will be given to those media on deadline (print and live broadcast), and interviews should be limited to game comments during the deadline crunch.

Notes/Audio: Game notes will be available in the press room beginning approximately two hours prior to game time. Post-game quotes, notes, and stat sheets of from the Rangers' game that day will be available in the press room as soon as possible after the game. In addition, post-game materials will be sent out electronically.

Fax: Visiting media needing a final boxscore faxed back to their offices should inform any member of the Rangers game-night staff during the game.

Phones: Media wishing to order a phone line for their exclusive use should call Garden Telecommunications at (212) 465-6009, and must also inform Rangers PR so that a specific location can be assigned.

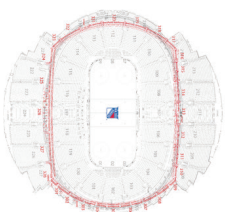
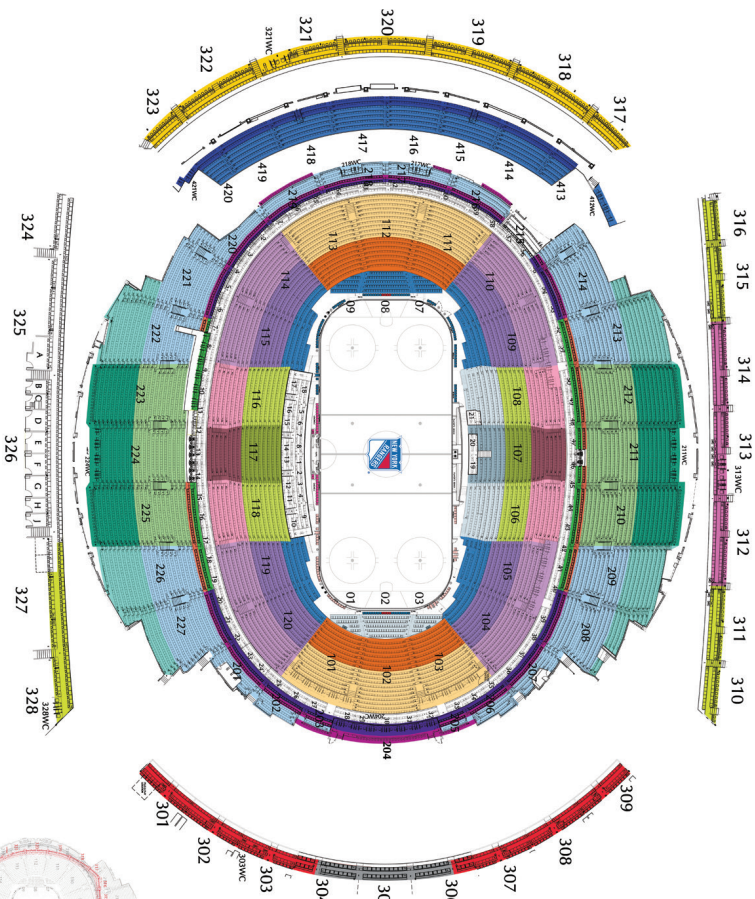
Practices: Rangers practice sessions are held at **Madison Square Garden Training Center in Tarrytown, NY**, located in Westchester County approximately 25 miles north of New York City. Rangers morning skates will be held either at Madison Square Garden or Madison Square Garden Training Center. Players will be made available in the locker room five minutes after the conclusion of practice, followed by a media availability with Coach Quinn.

Rangers practices are always subject to last-minute change and/or cancellation



PRESENTED BY
CHASE

SEATING CHART





PRESENTED BY
CHASE 

NEWYORKRANGERS.COM