2018-19 NEW YORK RANGERS MEDIA GUIDE

NEW YORK RANGERS 18 19

PRESENTED BY CHASE

SEPTEMBER

SUN	MON	TUE	WED	THU	FRI	SAT
						1
2	3	4	5	6	7	8
9	10	11	12	13	14	15
				PRESEASON BEGINS		
16	17 NJD	18	19 PHI	20	21	22 NYI
23	24 NJD	25	26 NYI	27 PHI	28	29
30						

OCTOBER

SUN	MON	TUE	WED	THU	FRI	SAT
	1	2	3	4 7:30 NSH	5	6 BUF
		SEASON BEGINS				
7 5:00 CAR	8	9	10	11 SJS	12	13 1:00 EDM
14	15	16 COL	17 WSH	18	19	20
21 CGY	22	23 FLA	24	25 8:30 CHI	26	27
28 3:30 LAK	29	30 10:30 SJS	31			

NOVEMBER

SUN	MON	TUE	WED	THU	FRI	SAT
				1 10:00 ANA	2	3
4 BUF	5	6 MTL	7	8	9 7:30 DET	10 CBJ
11	12 VAN	13	14	15 NYI	16	17 FLA
18	19 DAL	20	21 NYI	22	23 1:00 PHI	24 2:00 WSH
25	26 OTT	27	28	29 7:30 OTT	30	

DECEMBER

SUN	MON	TUE	WED	THU	FRI	SAT
						1 MTL
2 6:00 WPG	3	4	5	6	7	8 FLA
9	10 7:30 TBL	11	12	13	14 ARI	15
16 12:30 VGK	17	18 ANA	19	20	21	22 TOR
23 PHI	24	25	26	27 CBJ	28	29 8:00 NSH
30	31 STL					

JANUARY

SUN	MON	TUE	WED	THU	FRI	SAT
		1	2 PIT	3	4 9:00 COL	5
6 4:00 ARI	7	8 10:00 VGK	9	10 NYI	11	12 1:00 NYI
13 6:00 CBJ	14	15 CAR	16	17 CHI	18	19 BOS
20	21	22	23	24	25	26
27	28	29 7:30 PHI	30	31 NJD		

FEBRUARY

SUN	MON	TUE	WED	THU	FRI	SAT
					1	2 8:00 TBL
3	4 LAK	5	6 8:00 BOS	7	8 CAR	9
10 TOR	11	12 8:00 WPG	13	14	15 BUF	16
17 12:30 PIT	18	19 CAR	20	21 MIN	22	23 1:00 NJD
24 12:30 WSH	25	26	27 7:30 TBL	28		

MARCH

SUN	MON	TUE	WED	THU	FRI	SAT
					1 MTL	2
3 12:30 WSH	4	5 8:30 DAL	6	7 7:30 DET	8	9 NJD
10	11 8:00 EDM	12	13 10:00 VAN	14	15 9:00 CGY	16 8:00 MIN
17	18	19 DET	20	21	22	23 TOR
24	25 PIT	26	27 7:30 BOS	28	29 STL	30
31 12:30 PHI						

APRIL

SUN	MON	TUE	WED	THU	FRI	SAT
	1 NJD	2	3 7:30 OTT	4	5 CBJ	6 PIT
7	8	9	10	11	12	13
		PLAYOFFS BEGIN				
14	15	16	17	18	19	20
21	22	23	24	25	26	27
28	29	30				

HOME AWAY

All games are scheduled for 7PM EST unless otherwise noted.

LIKE. FOLLOW. SHARE.

@NYRANGERS #NYR



2018-19 NEW YORK RANGERS HOCKEY CLUB

OFFICIAL GUIDE AND RECORD BOOK

REMEMBERING JOHN AMIRANTE

The New York Rangers organization and its fans suffered a tremendous loss on April 17, 2018, as legendary anthem singer John Amirante passed away at the age of 83.

John Amirante sang the National Anthem for the first time at Madison Square Garden on November 2, 1980. Immediately, John became a fixture at Rangers games, and his stirring rendition of the anthem resonated with fans and players alike.

John's most memorable performance of the National Anthem at MSG took place on June 14, 1994, prior to the start of Game 7 of the Stanley Cup Finals between the Rangers and Vancouver Canucks. As Rangers fans roared while John sang, play-by-play announcer Sam Rosen said, "I have been coming to this building since 1968 when it opened. I have never heard anything like this."

John will forever be remembered and missed at Madison Square Garden.

"I don't remember him missing a game. We were never at MSG when he wasn't there. He was a staple. John Amirante was always part of it. He was a beautiful singer, but he was an even more beautiful person. He truly loved being there and we loved him being there. It was a perfect match. For all I know he never left that building. Hopefully he never does."

MIKE RICHTER

"I sit here with tears in my eyes and a heavy heart after hearing of John's passing. I will never forget speaking with John before Game 7 of the 1994 Stanley Cup Finals. I remember how focused and engaged he was to make sure he did his part for the team. Never again did I stand on the blueline and hear a rendition of the Star Spangled Banner sung with such heart and conviction. We lost a valued member of our '94 team who will be remembered forever by all of us. Rest in peace, John."

MARK MESSIER

TABLE OF CONTENTS

FRONT OFFICE

About The Madison Square Garden Company 7
New York Rangers Directory 8
James L. Dolan 10
Andrew Lustgarten 11
Glen Sather. 12
Jeff Gorton. 13
Jim Schoenfeld 14
Chris Drury. 15
David Quinn 16
Coaching Staff. 17
Hockey Operations 22
Scouting Staff 27
Training Staff - Medical. 34
Strength and Conditioning Staff. 35
Equipment Staff 37
Medical Staff. 38
Rod Gilbert 40
Adam Graves 41
Rangers Staff 42

THE PLAYERS

Player Biographies 44
In the System 162
Future Blue. 189
2018 NHL Entry Draft Selections 196
New York Rangers 2018-19 Roster. 202
How the Rangers Were Built 204
Hartford Wolf Pack 205
MSG Network Broadcast Team. 212
Garden of Dreams Foundation 216

2017-18 IN REVIEW

Final NHL Standings 220
NHL Statistical Leaders. 222
Game Summaries 224
Final Rangers Scoring. 235
Scoring Breakdown 236
Special Teams Scoring Breakdown 237
Scoring Breakdown by Month 238
Scoring Breakdown by Division 240
Miscellaneous Statistics 242

2017-18 IN REVIEW (CONT'D)

Hat Tricks, Shorthanded Goals,
Penalty Shots and Empty Net Goals 244
Shootout Statistics and Coach's Challenges 245
Transactions 246
2018 Off-Season Activity and
Manpower Games Lost to Injury or Illness 247
Overall Schedule and Results 248
Home and Road Schedule and Results 250
Game-by-Game Power Play Totals. 252
Game-by-Game Penalty Killing Totals 253
Game-by-Game Home Attendance 254
Scoring of Rangers Prospects 255

RANGERS VS. NHL

Rangers vs. Each NHL Club 256

CAREER RECORDS

All-Time Scoring List 290
All-Time Leaders. 291
Single Season Leaders 292
All-Time Scoring Streaks 293
All-Time Regular Season Coaching Leaders 294
All-Time Regular Season Records 295

PLAYOFF HISTORY AND RECORDS

All-Time Playoff Series Record vs. NHL. 304
All-Time Playoff Results Year-by-Year. 305
All-Time Playoff Results Game-by-Game 306
All-Time Playoff OT Results 312
All-Time Playoff Scoring List 314
All-Time Playoff Leaders 315
Single Season Playoff Leaders. 316
Stanley Cup Winning Goals, All-Time Playoff
Hat Tricks and All-Time Playoff Hat Tricks Against . 317
Playoff Scoring Statistics Year-by-Year. 318
Playoff Goaltending Statistics Year-by-Year 326
All-Time Playoff Shutouts. 328
All-Time Playoff Coaching Records and Leaders. . .329
All-Time Playoff Coaching Records Year-by-Year . .330
All-Time Playoff Records 331
Stanley Cup Championship Teams. 336

TABLE OF CONTENTS

RANGERS HERITAGE

Madison Square Garden History 340
New York Rangers Franchise History 348
All-Time Team Management and All-Time Captains . 357
Rangers Retired Numbers 358
Rangers Jersey History. 364
Rangers Logo History 368
NHL Award Winners. 370
Hall of Fame Selections. 372
NHL All-Star and All-Rookie Team Selections 373
NHL All-Star Game Selections and
Statistics Year-by-Year 374
Team Award Winners 378

IN THE PAST

All-Time Record vs. NHL 384
Special Teams Statistics Year-by-Year 386
All-Time Longest Team Streaks 387
Most Recent Team Starts. 388
Most Recent Team Streaks. 389
Current Home and Road Streaks vs. NHL 390
Longest Team Streaks Year-by-Year. 392
Longest Home Team Streaks Year-by-Year 394
Longest Road Team Streaks Year-by-Year 396
Rangers vs. NHL Year-by-Year 398
Last 20 Game Results vs. NHL. 402
All-Time Record Year-by-Year 404
All-Time Home and Away Record Year-by-Year . . .406

IN THE PAST (CONT'D)

The Last Time 408
Last Shutout vs. NHL 409
Last Overtime Win and Loss vs. NHL 410
All-Time Hat Trick Leaders and All-Time Hat Tricks . 411
All-Time Shutouts, Most Decisive
Victories and Most Decisive Defeats 415
All-Time 10-goal Games 416
All-Time 0-0 Games 417
All-Time Penalty Shots 418
All-Time Penalty Shots vs. Rangers 420
Scoring Leaders Year-by-Year 422
Longest Goal Streaks Year-by-Year 424
Longest Assist Streaks Year-by-Year 426
Longest Point Streaks Year-by-Year. 428
Regular Season Scoring Statistics Year-by-Year. . .430
Regular Season Goaltending Statistics Year-by-Year . 448
All-Time Regular Season Coaching Results 452
All-Time Results Game-by-Game 453
All-Time Transactions 482
All-Time NHL Entry Draft Selections 503
All-Time Player Register 507
All-Time Goaltending Register 528
All-Time Jersey Numbers. 530
MSG Training Center 546
Media Information. 548

EDITORIAL
Executive Editor: John Rosasco
Editor: Michael Rappaport

DESIGN, PRODUCTION, & PRINTING
Design & Production:
Joanecy Kagalingan, Michael Rappaport, Maria Spina
Photography: MSG Photos, Rangers Archive, Rebecca Taylor, Getty Images
Printed by: Artistic Group

MADISON SQUARE GARDEN
CHASE
WE SALUTE YOU
NEW YORK RANGERS
RANGERSTOWN,
WE SALUTE YOU!
Spectrum
MESSIER 11
RATELLE 19
BICHTER 35
BILLY JOEL 96
PHISH
BUD LIGHT DISTRICT
CHASE
MSG.COM/CHASE
CHASE
CARDHOLDERS GET MORE
WE SALUTE YOU

ABOUT THE MADISON SQUARE GARDEN COMPANY

As a world leader in live sports and entertainment, The Madison Square Garden Company (MSG) sets a global standard for excellence in live experiences and forges deep and enduring connections with diverse and passionate audiences that span generations.

Stemming from a legendary venue widely known as "The World's Most Famous Arena," today MSG includes an unparalleled mix of renowned venues that span four of the nation's largest entertainment markets. Individually, these venues are each premier showplaces, with a loyal following of fans, performers and events. Taken together, they represent an unmatched collection of venues that serve as extraordinary settings for unforgettable and defining moments. These venues are: New York's Madison Square Garden, The Hulu Theater at Madison Square Garden, Radio City Music Hall and Beacon Theatre; the Forum in Inglewood, California; The Chicago Theatre; and the Wang Theatre in Boston.

MSG also includes some of the most recognized brands in professional sports. With original franchises from the NBA, NHL and WNBA, MSG's devoted and knowledgeable fans have a personal, passionate and generational relationship with its teams. These franchises are: the New York Knicks, the New York Rangers and the New York Liberty, along with two development league teams – the Westchester Knicks and the Hartford Wolf Pack. MSG's sports properties also include Counter Logic Gaming, a leading North American esports organization with championship teams, and Knicks Gaming, MSG's franchise that competes in the NBA 2K League.

MSG also features a unique portfolio of entertainment brands that includes the Radio City Rockettes, the legendary New York dance company known for their rich history, unrivaled talent, precision and athleticism. This beloved group serves as the star of MSG's Christmas Spectacular at Radio City Music Hall, which, for 85 years, has been a cherished holiday tradition for generations of families. MSG's other entertainment offerings include Boston Calling Events, which produces New England's premier Boston Calling Music Festival, and TAO Group, a world-class hospitality group with globally-recognized entertainment dining and nightlife brands: Tao, Marquee, Lavo, Avenue, The Stanton Social, Beauty & Essex and Vandal.

In addition to its exclusive sports and entertainment content, MSG promotes, produces and/or presents a range of other outstanding live entertainment and sports experiences in its venues. This includes a broad array of concerts, family shows and special events, perennially featuring some of the biggest names in music and entertainment. MSG also creates lasting memories for sports fans through eminent sporting events such as professional boxing, college basketball, professional bull riding, mixed martial arts, esports, tennis and college wrestling.

In 2006, MSG established the Garden of Dreams Foundation, to use its extraordinary assets to make dreams come true for children facing obstacles. Since that time, working with MSG and 30 external partner organizations, including hospitals, wish organizations and community-based organizations, the Foundation has impacted more than 375,000 children and their families. Garden of Dreams conducts hundreds of unforgettable events and programs a year, including large-scale events such as the Garden of Dreams Talent Show at Radio City Music Hall and once-in-a-lifetime in-game experiences, as well as celebrations that bring the excitement of MSG to children where they live and play. Through its Giving program, the Foundation also helps its partner organizations meet the critical needs of the children they serve through direct support of scholarships and tangible, targeted community projects that make a real and lasting difference in children's lives.

RANGERS DIRECTORY, 2018-19

TEAM EXECUTIVE MANAGEMENT

Executive Chairman & Chief Executive Officer,
The Madison Square Garden Company . . . . . James L. Dolan
President, The Madison Square Garden Company. . Andrew Lustgarten
President, New York Rangers . . . . . Glen Sather
General Manager, New York Rangers . . . . . Jeff Gorton
Executive Vice President, MSG Sports . . . . . Jordan Solomon
Senior Vice President,
Legal & Business Affairs, Team & Sports Operations. . Jamaal Lesane
Senior Vice President,
Legal & Business Affairs, Sports Operations. . . . . .John Master
Senior Vice President, Finance . . . . . Jeanine McGrory
Senior Vice President, Sports Team Operations . . . . . Mark Piazza
Senior Vice President,
Public Relations & Player Recruitment . . . . . .John Rosasco
Deputy General Counsel & Senior Vice President,
Legal & Business Affairs, Team Operations . . . . . Marc Schoenfeld

THE MADISON SQUARE GARDEN COMPANY EXECUTIVE MANAGEMENT

Vice Chairman . . . . . Gregg Seibert
Executive Vice President,
Ticketing, Suites, & Corporate Hospitality . . . . . John Abbamondi
Executive Vice President,
General Counsel & Secretary . . . . . Lawrence Burian
Executive Vice President, Venue Management. . . . . Rich Claffey
Executive Vice President & Chief Financial Officer . . . Donna Coleman
Executive Vice President,
Global Head of Government Relations & Public Affairs . Richard Constable
Chief Executive Officer, MSG Ventures . . . . . David Dibble
Executive Vice President, Marquee Events & Operations. . .Joel Fisher
Executive Vice President & Chief Administrative Officer . .Sandy Kapell
Executive Vice President,
Development & Construction . . . . . .Jayne McGivern
Chief Information Officer . . . . . David Michael
Executive Vice President, MSG Productions . . . . . Victoria Parker
Executive Vice President, MSG Live. . . . . .Darren Pfeffer
Executive Vice President, Marketing Partnerships . . . Ron Skotarczak
Chief Communications Officer . . . . . Kim Kerns

HOCKEY CLUB PERSONNEL

Senior Vice President & Assistant General Manager . . Jim Schoenfeld
Assistant General Manager &
General Manager, Hartford Wolf Pack . . . . . Chris Drury
Head Coach . . . . . David Quinn
Assistant Coaches. . . . . Greg Brown, David Oliver, Lindy Ruff
Assistant Coach & Goaltending Coach . . . . . Benoit Allaire
Video Coach . . . . . .Jerry Dineen
Video Assistant . . . . . .Sam Kelley
Skills Coach . . . . . Mark Ciaccio
Goaltending Consultant. . . . . Jeff Malcolm
Director, Player Care & Development/
Analytics and Hockey Technology . . . . . Jim Sullivan
Director, Player Personnel . . . . . Gordie Clark
Director of Professional Scouting . . . . . .Kevin Maxwell
Director of Player Development . . . . . Jed Ortmeyer
Senior Advisor to the President . . . . . Mike Barnett
Hockey Consultant . . . . . Doug Risebrough
Hockey Operations Advisors . . . . . .Brian Leetch, Brad Richards
Hockey & Business Operations . . . . . Adam Graves
Director of European Scouting. . . . . Nickolai Bobrov
European Scouts . . . . . Mikko Eloranta, Jan Gajdosik,
Oto Hascak, Patric Kjellberg, Vladimir Lutchenko
Amateur Scouts . . . . . .Larry Bernard, Jeff Beukeboom, Rich Brown,
Brendon Clark, Daniel Dore, Eric Doyle, Kim Gellert,
Jamie Herrington, Steve Konowalchuk, Peter Stephan
Professional Scouts. . . . . Steve Eminger, Rick Kehoe,
Gilles Leger, Justin Sather
Head Athletic Trainer & Director of Sports Medicine . . . . Jim Ramsay
Assistant Athletic Trainer. . . . . .Sean Murdoch
Equipment Manager. . . . . .Acacio Marques
Assistant Equipment Manager . . . . . Billy Southard
Special Assistant to the Equipment Staff. . . . . Tim Webb
Massage Therapist . . . . . Angel Segarra
Strength & Conditioning Coach . . . . . Reg Grant
Assistant Strength & Conditioning Coach . . . . . Pete Draovitch
Performance Analyst . . . . . Adam Virgile
Strength & Conditioning Consultant . . . . . .Ben Prentiss
Strength & Conditioning Consultant – Europe. . . . . .Daniel Hedin
Director, MSG Training Center Operations . . . . . Alex Case

SPORTS TEAM OPERATIONS

Vice President, Sports Team Operations . . . . . Jason Vogel
Director, Sports Team Operations . . . . . Brian Wendth
Director, MSG Sports Travel . . . . . .Sharon Toledo
Manager, Sports Team Operations . . . . . Caroline Notaro
Coordinator, Sports Team Operations. . . . . .Mary Clare Condon

HOCKEY OPERATIONS

Director, Scouting Information. . . . . .Victor Saljanin
Director, Hockey Administration. . . . . Katie Condon

BUILDING OPERATIONS

Vice President,
Building Operations, MSG Training Center . . . . . Miguel Vazquez
Event Supervisor, MSG Training Center. . . . . Kevin Deegan
Manager, Building Operations, MSG Training Center . . Steven Kaminski
Coordinator,
Building Operations, MSG Training Center . . . . . Jennifer LaGrippo

MEDICAL STAFF

Chief Medical Officer
& Senior Vice President, Player Care . . . . . Dr. Lisa Callahan
Head Team Physician . . . . . .Dr. Bryan Kelly
Team Physician . . . . . Dr. Ryan Lingor
Team Sports Dietitian . . . . . .Erika Whitman
Team Dentist . . . . . .Dr. Donald Salomon
Assistant Team Dentist . . . . . Dr. Joseph V. Esposito

COMMUNICATIONS

Vice President, Communications, MSG Sports. . . . . Ryan Watson
Director, Public Relations . . . . . Ryan Nissan
Manager, Public Relations . . . . . .Lindsay Hayes
Manager, Communications, MSG Sports . . . . . Mallory Kwitter
Coordinator, Public Relations . . . . . Michael Rappaport

FAN DEVELOPMENT & COMMUNITY RELATIONS

Vice President, MSG Sports Youth Programs,
& Rangers Community and Alumni Relations . . . . . .Rick Nadeau
Director, Community Programs . . . . . .David Martella
Director, Youth Programs. . . . . Mike Fasulo
Manager, Business Operations . . . . . Felicia Ganthier
Senior Coordinator, Fan Development and Engagement . . . Maddie Peake
Coordinator, Alumni Relations . . . . . .Michael Ali
Coordinator, Youth & Community Programs . . . . . Stephen Aruilio
Director, Special Projects
& Community Relations Representative . . . . . .Rod Gilbert

MARKETING

Vice President, Marketing Strategy . . . . . Jeanie Baumgartner
Manager, Marketing. . . . . Greer O'Keefe
Coordinator, Marketing . . . . . Robert Winston

DIGITAL

Director, Digital . . . . . Adam Skollar
Manager, Website Production & Analytics . . . . . Lisa Hayward

EVENT PRESENTATION

Vice President, Event Presentation . . . . . Greg Kwizak
Music Director, Event Presentation . . . . . Ray Castoldi
Director, Event Presentation . . . . . Justin Casserly
Manager, Video Production . . . . . Cory Gershon
Senior Coordinator, Event Presentation. . . . . .Amanda Librot

MSG PHOTO SERVICES

Official Photographer of Madison Square Garden. . . .George Kalinsky
Vice President, MSG Photo Services . . . . . Rebecca Taylor
Senior Editor, MSG Photo Services . . . . . .Carly Boyle
Manager, MSG Photo Services. . . . . Zachary Lane

FINANCE

Director, Finance . . . . . .Vicki Mauseth
Senior Financial Analyst . . . . . .Amanda Remy

RANGERS DIRECTORY, 2018-19

CREATIVE SERVICES

Senior Vice President, Executive Creative Director . . . . Alonso Davila
Vice President, Creative Services . . . . . Ty Baker
Vice President, Marketing Productions . . . . . Dina DePina
Digital Creative Director . . . . . Ronn Pearson
Digital Producer/Editor . . . . . Nick Homler
Senior Design Director – Rangers . . . . . Joanecy Kagalingan
Assistant Studio Manager . . . . . Maurissa Jennings
Senior Copywriter . . . . . Brendan Kilcoyne

LEGAL & BUSINESS AFFAIRS

Senior Counsel,
Legal & Business Affairs, Sports Operations. . . . . Riana Positano
Counsel, Legal & Business Affairs, Sports Operations . . . Gregory Lullo
Director, Legal & Business Affairs, Sports Operations . . Kimberlie LaSalle
Senior Administrative Assistants . . . Kimmie McEachin, Maria Roubos

PEOPLE PRACTICES

Director, People Practices . . . . . .Emily Bonfanti
Director, People Acquisition . . . . . Matthew Resnick
People Practices Generalist . . . . . .Andrew Jones

TICKET SALES, SERVICE, RETENTION & OPERATIONS

Senior Vice President,
Sales Operations, Strategy, & Analytics . . . . . Jeremy Short
Vice President, Season Membership Sales . . . . . .Marc Jackson
Vice President,
Sports & Entertainment Group Sales & Service . . . . . Christie Landi
Vice President, Service & Retention . . . . . Alan Latkovic
Director, Group Sales . . . . . Kemyell Rieves
Director, New Business . . . . . Brendan Long
Director, Service & Retention . . . . . Tyson Christensen
Director, Sales Enablement. . . . . Deia Nassar
Manager, New Business . . . . . German Montero
Manager, Sales Enablement . . . . . Leo Parsons
Coordinator, CRM . . . . . .Darolyn Pierce
Premium Hospitality Experience Manager . . . . . Nicole Melfi
Premium Experience Specialist . . . . . Adam Squinto
Client Relationship Specialists . . . . . Boris Bereza, Caroline Dunn, Robert Elman, Kelsey Finger, Bryan Fried, Lindsey Lerg, Austin Scherling, Davis Shealy
Account Executives, Season Membership Sales . . . . . Jessica Afriyie, Chris Balbo, Brett Davies, Timothy Dunkel, Andrew Farco, Jamal Harris, Kyle Heiden, Eric Johnson, Thomas Kilkenny, Fabian Lucciola, Ian Marinelli, Demi McEntee, Nicholas Palumbo, Eric Podbielski, Richie Rogers, Anthony Santiago, Cole Schlesinger, Daniel Schulman, Chris Tedesco
Senior Manager, Sales Operations . . . . . Alexis Kalchbrenner
Manager, Ticket Sales Operations. . . . . Michael Rucker
Coordinators, Sales Operations . . . . Mark Buensuceso, Anne Chavez, Delaney Snyder, Iliana Valor
Group Sales Specialists. . . . . .Evan Doyle, Timothy Holder, Eli Kaufman, Rebecca Lynch
Sales Representatives . . . . . Matt Bracy, Emily Brosnan, George Colville, Colleen Costello, Molly Giudice, Brandon Gray, Jordan Harps, Sally Joyce, Kendyl Nunn, Christopher Peters, Daniel Schneider, Zack Tsamisis
Manager, Revenue Planning & Operations . . . . . Eric Handler
Executive Administrative Assistant . . . . . Lori Wickham

PREMIUM HOSPITALITY

Senior Vice President,
Premium Hospitality Sales & Service . . . . . Robert Sullivan
Vice President, Premium Hospitality Sales . . . . . Scott McGinn
Director, Premium Account Service . . . . . Dan Asip
Director, Premium Hospitality Sales. . . . . Ryan England
Senior Manager, Premium Hospitality Service . . . . . Melinda C. Smith
Managers, Premium Hospitality Sales . . . . . Alexandra Aldrich, Sari Brandwine, Dan Millman, Jeff Rezach
Senior Account Executive . . . . . .Jonathan Azoulay
Premium Account Managers . . . . . Caroline Crozier, Michael Murray, Rachel Nelson, Katie Palen, Jordan Schwartz, Chelsea White
Operations Coordinators . . . . . .Jennifer Cook, Elaine Farmer, Lacey Nowell, Bobby Stroud
Single Event Suites Operations Coordinator . . . . . Allison Perretti

MARKETING PARTNERSHIPS - ACCOUNT MANAGEMENT

Vice Presidents, Account Planning . . . Tom Cerasoli, Kristofor Elvgren
Vice President, Digital Activation & Strategy. . . . . Andrew Karson
Vice President, Account Activation . . . . . .Mike Verna
Directors, Account Planning . . . . . .Andrew Berkowitz, David DiLello, Catie Fenzel, Dylan Kramer, Bryan Miranda
Director, Partnership Activation & Development . . Natasha Najemian
Director, Digital Activation & Development. . . . . .David Rothstein
Senior Manager, Account Planning . . . . . Steven Olwell
Senior Manager, Account Activation . . . . . .Don Gregory
Managers, Account Planning . . . . Kevin DelleDonne, Joseph Monte, Stephen Smyth, Katty Villapando
Manager, Account Activation. . . . . Zach Lazare
Coordinators, Account Activation . . . . . Jimmy Brennan, Matthew Heineman
Coordinator, Account Management . . . . . Megan Fry

MARKETING PARTNERSHIPS - BUSINESS SOLUTIONS

Senior Vice President, Business Solutions . . . . . .Evan Frankel
Vice President, Business Solutions . . . . . .Branden Templeton
Manager, Business Solutions . . . . . Claire Kaido
Coordinator, Business Solutions. . . . . Amanda Hajjar
Design Director, Business Solutions . . . . . .Alison Rousos
Designers, Business Solutions. . . . . Zuly Beltre, Mohammad Chowdhury, Samantha Story

MARKETING PARTNERSHIPS - TEAM SALES

Senior Vice President, Team Sales. . . . . Mike Lehr
Vice Presidents, Team Sales . . . . . Dave Decina, Bill Smith
Vice President, Team Sales & MSG Signage . . . . . .Nicholas Sizer
Directors, Team Sales . . . . . .Joseph Grippo, Kate Pratt
Director, Team Sales – Digital . . . . . Jennifer Farrell
Managers, Team Sales . . . . . Mike Kitlas, Ryan Nowack, Matthew Walker
Coordinators, Team Sales . . . . . .Lindsey Moore, Hannah Missry

BROADCAST INFORMATION

Television - MSG Network: . . . . . Sam Rosen, Joe Micheletti, John Giannone
Radio - MSG Radio: . . . . . .Kenny Albert, Dave Maloney

ADDITIONAL INFORMATION

Home Ice . . . . . Madison Square Garden
Website . . . . . .newyorkrangers.com
Twitter . . . . . @NYRangers
PR Twitter . . . . . .@NYRStatsInfo
Media Entrance . . . . . .8 Penn Plaza, 8th Avenue & 33rd Street
Press Room . . . . . 6th Floor, Madison Square Garden
Club Colors. . . . . Home: blue base, trimmed w/red & white
Away: white base, trimmed w/blue & red
Practice Facility . . . . . Madison Square Garden Training Center

JAMES L. DOLAN

EXECUTIVE CHAIRMAN AND CHIEF EXECUTIVE OFFICER, THE MADISON SQUARE GARDEN COMPANY

James L. Dolan is Executive Chairman and Chief Executive Officer of The Madison Square Garden Company (MSG), a leading live entertainment company renowned for its world-famous arena complex, professional sports teams, entertainment properties and historic showplaces. Mr. Dolan also serves as Executive Chairman of MSG Networks Inc., which includes two award-winning regional sports and entertainment networks.

In his role at MSG, Mr. Dolan is responsible for the Company's overall growth strategy and oversight of its operations. He also serves as governor to the National Basketball Association and the National Hockey League on behalf of the New York Knicks and New York Rangers.

Throughout his tenure, Mr. Dolan has spearheaded an ambitious vision to ensure the Company continues to set the standard for live sports and entertainment. This includes the Company's plans to build state-of-the-art venues in Las Vegas and London, called MSG Sphere, that will pioneer the next generation of immersive experiences. Mr. Dolan first introduced his strategy for a large-scale music and entertainment focused venue in January 2014 with the successful re-opening of the legendary Forum arena in Inglewood, California. Mr. Dolan was also the catalyst for the restoration of the Company's cherished national landmark, Radio City Music Hall, in 1999, as well as the famed Beacon Theatre in early 2009. This was followed by the three-year, top-to-bottom transformation of the Madison Square Garden Arena, which was completed in October 2013. MSG's venues also include The Chicago Theatre, which was built in 1921 as one of the country's most opulent motion picture houses.

In addition to its portfolio of landmark venues, MSG owns and operates professional sports teams, the New York Knicks, Rangers and Liberty, as well as entertainment properties, including the Christmas Spectacular Starring the Radio City Rockettes. MSG has expanded its live offerings through investments in Boston Calling Events, which produces the Boston Calling Music Festival; TAO Group, a hospitality group with globally-recognized entertainment dining and nightlife brands; and Counter Logic Gaming, a leading North American esports organization. The company is also part of strategic partnerships, including Azoff MSG Entertainment and Tribeca Enterprises.

Mr. Dolan has led MSG's response to local and national tragedies. He played a principal role in organizing several extraordinary benefit concerts, including "12-12-12," which raised more than $50 million for the victims of Hurricane Sandy; "The Concert For New York City," which generated more than $35 million in aid for 9/11 victims and heroes; and "From The Big Apple to The Big Easy," which raised nearly $9 million for Hurricane Katrina relief. Mr. Dolan also supports both MSG's and MSG Networks Inc.'s ongoing commitment to the community, particularly through the Garden of Dreams Foundation, the non-profit charity that works with both companies to help children throughout the New York metropolitan area.

In addition to his oversight of MSG, Mr. Dolan also serves as Executive Chairman of MSG Networks Inc., which became a standalone media company following the 2015 spin-off of The Madison Square Garden Company. MSG Networks Inc. is comprised of MSG Network and MSG+, which together annually telecast approximately 500 live professional games, along with a comprehensive lineup of other sporting events, including college football and basketball, as well as critically-acclaimed original programming.

Mr. Dolan served as Chief Executive Officer of Cablevision Systems Corporation from 1995 until June 2016, when the leading media and telecommunications company, which served as MSG's parent company until 2010, was sold to Altice. Prior to his role as Cablevision CEO, Mr. Dolan was Chief Executive Officer of Rainbow Media Holdings, the former Cablevision programming subsidiary now known as AMC Networks Inc. Mr. Dolan began his career with Cablevision in the 1970s and held a variety of executive positions before overseeing Rainbow Media.

Mr. Dolan serves on the board of directors for MSG, MSG Networks Inc., and AMC Networks Inc. He is also on the board of The Lustgarten Foundation, an organization he helped found in 1998, which today is the nation's largest private supporter of pancreatic cancer research. Since its inception, the Foundation has directed more than $154 million to research and assembled the best scientific minds to help find a cure.

ANDREW LUSTGARTEN

PRESIDENT,
THE MADISON SQUARE GARDEN COMPANY

As President of The Madison Square Garden Company (MSG), Andrew Lustgarten is responsible for driving both internal and external opportunities for growth. He oversees MSG's entertainment and sports bookings and productions businesses, as well as all aspects of the business operations of the Company's professional sports franchises. In addition, Mr. Lustgarten drives the Company's corporate development activities, including new strategic opportunities, initiatives and partnerships, as well as the Company's plans to build state-of-the-art venues, called MSG Sphere, in Las Vegas and London.

The Company's signature assets consist of some of the nation's most dynamic and powerful sports and entertainment brands. This diverse collection of properties includes a portfolio of iconic venues: New York's Madison Square Garden, The Hulu Theater at Madison Square Garden, Radio City Music Hall and Beacon Theatre; the Forum in Inglewood, California; The Chicago Theatre; and the Wang Theatre in Boston. In addition, MSG owns and operates professional sports teams, the New York Knicks, Rangers and Liberty; and entertainment properties, including the Christmas Spectacular Starring the Radio City Rockettes; and is part of strategic partnerships – Azoff MSG Entertainment and Tribeca Enterprises.

Before being named President in 2017, Mr. Lustgarten served for three years as Executive Vice President of Corporate Development and Strategy and, during that time, was responsible for a variety of critical areas. He effectively oversaw MSG's live operations, including its bookings businesses at all of the Company's iconic venues. In addition, he was responsible for diversifying MSG's portfolio of live offerings, overseeing MSG's acquisitions of controlling interests in TAO Group, a world-renowned hospitality group; Boston Calling Events, which produces the premier Boston Calling Music Festival; and Counter Logic Gaming, a leading North American esports organization; as well as the Company's purchase of a minority stake in Townsquare Media, a media, entertainment and digital marketing solutions company. Mr. Lustgarten also played an integral role in the Company's investment in and expansive marketing partnership with DraftKings, the fantasy sports giant, and has introduced innovative new opportunities such as bringing the first-ever esports events to The Garden and spearheading strategic investments in virtual reality leaders, Jaunt and NextVR.

Previously, Mr. Lustgarten spent seven years at the National Basketball Association, where he served as Senior Vice President, Global Strategy, and before that, Special Assistant to the Commissioner. He played a key role in the negotiation of the league's landmark media rights deals in 2014 and its collective bargaining agreement. He oversaw the NBA's global strategy group, which focuses on the league's global initiatives, media opportunities and new ventures, including equity investment structuring. Mr. Lustgarten was also involved in numerous strategic initiatives, including the league's revenue sharing plan, the formation of a $253 million external investment in NBA China, and the investment in one-day fantasy sports operator FanDuel. Prior to joining the NBA, Mr. Lustgarten worked at Cablevision Systems Corporation in finance and in investment banking at Bear Stearns & Co.

In March 2014, Mr. Lustgarten was named to Sports Business Journal's Forty Under 40 list of the most influential executives in sports under 40 years old. He is on the board of directors of TAO Group, Boston Calling Events, Counter Logic Gaming and Tribeca Enterprises. He is also on the boards of the Garden of Dreams Foundation, a non-profit organization that works closely with all areas of MSG to positively impact the lives of children facing obstacles, and the Lustgarten Foundation for Pancreatic Cancer Research, the nation's largest private supporter of pancreatic cancer research. In addition, Mr. Lustgarten serves on the board of governors for the National Basketball Association and the National Hockey League on behalf of the New York Knicks and New York Rangers.

Mr. Lustgarten earned an M.B.A. from Columbia Business School, with concentrations in finance and management, and received a Bachelor's degree in Economics from the University of Pennsylvania. He lives in New York with his wife and three children.

GLEN SATHER

PRESIDENT

During his 41 years as a front office executive, Rangers President Glen Sather has illustrated why he is one of the great architects in the history of hockey management. In a Hall of Fame career that has included five Stanley Cup Championships, Sather left his role as the Rangers' General Manager in July of 2015 having served as a general manager for more regular season games (2,700) and earning more regular season wins (1,319) than any other general manager in NHL history at the time.

In his tenure with the Rangers, Sather has overseen one of the most successful eras in franchise history. Over a 12-season span from 2005-06 – 2016-17, the Rangers were one of four NHL teams that reached the playoffs 11 times and were the only NHL team that was not mathematically eliminated from the playoffs prior to the start of a regular season game during the stretch. New York played in more playoff games than any NHL team over a six-year stretch from 2011-12 – 2016-17 (93) and was the only NHL team that won at least one playoff series in five of those six seasons.

In Sather's final year as the Rangers' General Manager in 2014-15, the mix of home-grown youth and veteran acquisitions he assembled had the most successful regular season in franchise history. The Blueshirts established single-season franchise records in wins (53) and points (113) while capturing the Presidents' Trophy for the third time in franchise history. In recognition of his efforts, Sather was selected as a finalist for the General Manager of the Year Award.

Sather became New York's 12th President and 10th General Manager on June 1, 2000. In 14 seasons as the Rangers general manager (2000-01 – 2014-15), Sather earned more wins (556) than any general manager in franchise history. He also served as head coach of the Rangers from January 30, 2003 to February 25, 2004. Sather led the Edmonton Oilers to five Stanley Cup Championships between 1984 – 1990, overseeing the development of a revolutionary team concept as well as some of the finest individual talents ever to play the game. Sather's achievements were recognized and honored on September 9, 1997, when he became the first member of the Oilers organization to be selected to the Hockey Hall of Fame.

During his tenure with the Oilers, the club posted a 791-652-215-8 record in 1,666 regular season games (.542 points percentage), capturing two Presidents' Trophies, six division titles, and six conference championships. In Stanley Cup playoff action with Edmonton, Sather's teams compiled a 133-82 record in 215 games (.619 winning percentage), leading to the club's five Stanley Cup titles.

Upon his retirement as a player following the 1976-77 season, Sather immediately joined the coaching ranks, guiding the Oilers to 12 straight WHA and NHL playoff appearances, four Stanley Cup Championships and five Stanley Cup Finals appearances between 1977 and 1989. Sather added the title of General Manager in June of 1980.

Before embarking on his executive career, Sather put together one of the most impressive coaching records in NHL history. He has served as a Head Coach in 932 NHL regular season games, compiling a record of 497-307-121-7 (.602 points percentage). In 126 Stanley Cup playoff games, Sather posted a record of 89-37. He is tied for seventh on the all-time list for playoff wins and ranks first all-time with a .706 winning percentage in the playoffs. Sather received the Jack Adams Award as the NHL's Coach of the Year in 1985-86.

Sather's knowledge of the game, tactical negotiating strategies, strong developmental skills, and keen ability to get the best out of his players are keys to his managerial success. During his administration in Edmonton, Sather developed a dynasty by nurturing talented draft picks Mark Messier, Kevin Lowe, Jari Kurri, Grant Fuhr, Paul Coffey, Esa Tikkanen, and Glenn Anderson, along with the acquisition of a rising star named Wayne Gretzky.

Sather's management experience and success also carries over to the international arena. He served as Team Canada's General Manager and Coach for the 1996 World Cup of Hockey. He also guided Team Canada's 1994 Canada Cup Championship and was the General Manager of the gold medal-winning team in the 1994 World Hockey Championship.

A native of High River, Alberta, Sather enjoyed a successful junior career with the Edmonton Oil Kings. Following the completion of his amateur days, he became property of the Detroit Red Wings but would never wear a Winged Wheel jersey. After a season with the Central League's Memphis Wings, Sather was drafted away from the Red Wings by the Boston Bruins in 1965, and would make his NHL debut with the Bruins in the 1966-67 season. Sather would go on to play 10 seasons in the NHL with the Boston Bruins, Pittsburgh Penguins, New York Rangers, St. Louis Blues, Montreal Canadiens, and Minnesota North Stars. In 658 regular season games, he tallied 80 goals and 113 assists for 193 points, along with 724 penalty minutes.

As a member of the Rangers, Sather appeared in 186 regular season games over parts of four seasons (1970-71 – 1973-74), recording 18 goals and 24 assists for 42 points, along with 193 penalty minutes. In addition, he was a member of the 1971-72 Rangers club which advanced to the Stanley Cup Finals.

Sather and his wife, Ann, have two sons, Justin and Shanon, and four grandchildren, Tanner, Morgan, Vienna, and Jake.

JEFF GORTON

GENERAL MANAGER

Jeff Gorton begins his 12th season with the Rangers and his fourth as General Manager after being named the 11th General Manager in franchise history on July 1, 2015. He previously served four seasons as Assistant General Manager. Prior to becoming Assistant General Manager, Gorton spent three seasons with the Rangers as Assistant Director, Player Personnel, after serving one season as a Professional Scout.

In his first two seasons as the Rangers' General Manager, Gorton became the only general manager in Rangers history to build a team that registered 100 or more points in each of his first two seasons. In addition, Gorton has helped oversee an extended period of success in New York, as the Rangers were one of three NHL teams that made the playoffs in seven consecutive seasons from 2010-11 – 2016-17. In 2016-17, Gorton constructed a roster that posted a 48-28-6 record and earned 102 points, finished ninth in the NHL's overall standings during the regular season, and won its First Round series against the Montreal Canadiens in the Stanley Cup Playoffs. In his first season as General Manager, the Rangers posted a 46-27-9 record and earned 101 points. In the process, the Rangers established franchise records in wins and points through the first 21 games of a season.



One of the bright, young executives in an NHL front office, Gorton is building the foundation for the future of the Rangers. With the goal of adding young players into the organization, Gorton made several trades in February of 2018 to acquire five prospects and six draft picks. Following these transactions, the Blueshirts selected three players in the first round of the 2018 NHL Entry Draft, Vitali Kravtsov, K'Andre Miller, and Nils Lundkvist. The Rangers made three selections in the first round of the NHL Amateur/Entry Draft in the same year for the first time in franchise history. In addition, Gorton selected Lias Andersson and Filip Chytil in the first round of the 2017 NHL Entry Draft, both of whom played in the American Hockey League with the Hartford Wolf Pack and skated in several games with the Rangers as teenagers during the 2017-18 season. Gorton has also served on the U.S. Men's National Team Advisory Group, collaborating with a select group of NHL executives in the player selection process for the bronze medal-winning U.S. Men's National Team at the 2018 IIHF World Championship.

In his role, Gorton is responsible for all aspects of hockey administration for the team, including matters relating to the hockey club's salary structure and to the team's interaction with the National Hockey League regarding player contracts, player movement and Collective Bargaining Agreement issues. He oversees the day to day work of the hockey operations area, including the administration of all player and staff contracts. Gorton represents the club in salary arbitration matters, assists in negotiation of player contracts and coordinates team research projects. He also continues his involvement with the club's professional and amateur scouting operations.

Prior to joining the Rangers, Gorton spent 15 seasons with the Boston Bruins organization, serving as the Bruins Assistant General Manager during the final seven years of his tenure. As Assistant General Manager, he was involved in contract negotiations, scouting operations, and the team's American Hockey League (AHL) affiliate in Providence, Rhode Island.

Gorton served as Boston's Interim General Manager from March 27 to July 8, 2006, directing the Bruins' efforts at the 2006 NHL Entry Draft and negotiating contracts and trades at the start of the 2006 free agency period. At the 2006 draft, Gorton was instrumental in landing Bruins' star players Tuukka Rask and Brad Marchand, as well as former Bruins' stars Phil Kessel and Milan Lucic. He also acquired key All-Star free agents Zdeno Chara and Marc Savard.

Gorton originally joined the Bruins organization in their public relations department at the beginning of the 1992-93 season. He became the Bruins' Director of Scouting Information in October 1994, where he created the scouting database which networks the club's scouts via computer, and coordinated video on prospects in preparation of scouting assignments and the annual NHL Entry Draft. Gorton holds a degree in physical education from Bridgewater State College and a Masters in sports management from Springfield College.

Gorton resides in Somers, New York, with his wife, Cyndi, and two sons, Jack and Sam.

JIM SCHOENFELD

SENIOR VICE PRESIDENT AND ASSISTANT GENERAL MANAGER

Jim Schoenfeld begins his 17th season with the Rangers organization and his fourth season as Senior Vice President and Assistant General Manager. In his role, he assists Rangers General Manager Jeff Gorton on all player transactions. Prior to his promotion on July 1, 2015, Schoenfeld served the previous eight seasons as Assistant General Manager, Player Personnel of the Rangers.

Schoenfeld served 14 seasons as General Manager of the Wolf Pack (2003-04 - 2016-17), and he also served as the team's Head Coach for two seasons in 2005-06 and 2006-07. He assumed head coaching duties for the organization on July 13, 2005, when he became the fourth Head Coach in franchise history. Schoenfeld has played a key role in developing the organization's pool of prospects.

During Schoenfeld's tenure in the organization, several Blueshirts developed under his guidance in Hartford before becoming key contributors in New York. While Schoenfeld was the Wolf Pack General Manager, players such as current Rangers Mats Zuccarello, Jesper Fast, and Brady Skjei, as well as former Rangers Ryan McDonagh, J.T. Miller, and Artem Anisimov made their professional debuts with the Wolf Pack/Whale in the AHL before being called up by the Blueshirts. In his two seasons as head coach of the Wolf Pack, Schoenfeld played a vital role in the progression of players such as Dan Girardi, Ryan Callahan, and Brandon Dubinsky before they became regular contributors in New York.

In July of 2016, Schoenfeld received the Thomas Ebright Award in recognition of career contributions to the American Hockey League.

In 2014-15, the Rangers and Wolf Pack were the only NHL and AHL teams from the same organization to both reach the Conference Finals. It was the first time in franchise history that the Rangers and their AHL affiliate both reached the Eastern Conference Final in the same season.

Prior to joining Hartford, Schoenfeld served as an Assistant Coach with the Rangers for the 2002-03 campaign. He joined the Rangers after serving as a lead analyst for ESPN's National Hockey Night from 1999 through 2002. A veteran of 10 seasons in the National Hockey League as a head coach, Schoenfeld compiled a 256-246-78 record (.509 points percentage) with the Buffalo Sabres, New Jersey Devils, Washington Capitals, and Phoenix Coyotes, and he reached the playoffs in six of the 10 campaigns.

After leaving ESPN to assume head coaching duties of the Washington Capitals on January 27, 1994, Schoenfeld posted a record of 113-102-34 in 249 regular season games. Schoenfeld guided the New Jersey Devils from January 26, 1988 through November 6, 1990, leading the club to a record of 50-59-15 in 124 games. During the 1987-88 season, he was responsible for leading the Devils to the team's first-ever Stanley Cup Playoff appearance, taking the club to within one game of the Stanley Cup Finals.

Schoenfeld skated in 719 career NHL games with the Sabres, Detroit Red Wings, and Boston Bruins from 1972-73 through 1984-85. A former captain of the Sabres, he registered 51 goals and 204 assists for 255 points, along with 1,132 penalty minutes. Originally selected by Buffalo in the first round, fifth overall, of the 1972 NHL Amateur Draft, Schoenfeld is a member of the Buffalo Sports Hall of Fame and the Buffalo Sabres Hall of Fame.

A native of Galt, Ontario, Schoenfeld and his wife, Theresa, have a daughter, Katie, and three sons, Justin, Adam, and Nathan.

CHRIS DRURY

ASSISTANT GENERAL MANAGER AND GENERAL MANAGER, HARTFORD WOLF PACK

Chris Drury begins his fourth season with the Rangers in a front office role after rejoining the organization on September 4, 2015. He is entering his third season as the Rangers' Assistant General Manager after being promoted to the post on September 2, 2016. In addition, Drury is beginning his second season as the General Manager for the Rangers' American Hockey League (AHL) affiliate, the Hartford Wolf Pack, after being named the team's General Manager on May 16, 2017. Prior to beginning his role as the Rangers' Assistant General Manager, Drury served one season as the team's Director of Player Development.

In his expanded role, Drury assists Rangers General Manager Jeff Gorton on all player transactions and contract negotiations, and he is responsible for all hockey-related matters for the Wolf Pack. Drury also helps Gorton in overseeing and evaluating all players at the collegiate level.

During his 12-year NHL career, the Trumbull, Connecticut native skated in 892 games with the Colorado Avalanche, Calgary Flames, Buffalo Sabres, and the Rangers, registering 255 goals and 360 assists for 615 points. Drury captured the Stanley Cup as a member of the Avalanche in 2000-01, ranking second in the NHL with 11 goals in 23 games during the team's playoff run. In 1998-99, Drury received the Calder Trophy as the NHL's Rookie of the Year after registering 20 goals and 24 assists for 44 points with Colorado. Drury recorded at least 20 goals in nine different seasons in his career, and he registered at least 50 points in eight different seasons.

In addition, Drury's team reached the playoffs in nine of his 12 seasons in the NHL, and his team advanced to the Conference Finals on six occasions. In 135 career NHL playoff games, Drury registered 47 goals and 42 assists for 89 points, along with a plus-24 rating and 46 penalty minutes. Over the 12 seasons in which he played in the NHL (1998-99 – 2010-11), Drury led the league in playoff game-winning goals (17), ranked second in playoff overtime goals (four), ranked fourth in playoff goals, and ranked ninth in playoff games played.

Drury played four seasons with the Rangers (2007-08 – 2010-11) after signing with the team as a free agent on July 1, 2007. In addition, Drury served as the Rangers captain for three seasons (2008-09 - 2010-11) after being named the 25th captain in franchise history – as well as the second American-born captain in franchise history – on October 3, 2008. In 264 regular season games with the Blueshirts, Drury recorded 62 goals and 89 assists for 151 points, along with 116 penalty minutes. Over his first three seasons with the Rangers, Drury led the team in goals (61) and points (146), ranked second in assists (85), and tied for second in game-winning goals (10). In addition, the Rangers made the playoffs three times during Drury's four seasons with the team.

Prior to joining the NHL, Drury completed one of the most impressive collegiate hockey careers in NCAA history. Over four seasons at Boston University (1994-95 – 1997-98), Drury tallied 113 goals and 101 assists for 214 points in 155 games. During his collegiate career, the Terriers captured the National Championship in 1994-95, appeared in the National Championship Game twice (1994-95, 1996-97), and appeared in the Frozen Four three times (1994-95, 1995-96, 1996-97). Drury was selected as a First Team All-American on two occasions (1996-97, 1997-98), a Hobey Baker Finalist as the Top Player in College Hockey on three occasions (1995-96, 1996-97, 1997-98), and he became the first Terrier to receive the Hobey Baker Award in 1997-98. Drury is Boston University's all-time leader in goals and ranks third on the school's all-time points list.

Internationally, Drury represented the United States in numerous tournaments and earned several medals. He participated in three consecutive Winter Olympics (2002, 2006, 2010), capturing a silver medal at the 2002 Winter Olympics in Salt Lake City, Utah and the 2010 Winter Olympics in Vancouver, British Columbia. Drury was inducted into the U.S. Hockey Hall of Fame in 2015.

Drury and his wife, Rory, have a son, Luke, and two daughters, Dylan and Kelly.

DAVID QUINN

HEAD COACH

David Quinn begins his first season with the Rangers after being named the 35th Head Coach in franchise history on May 23, 2018. Quinn is the second Head Coach in Blueshirts history who has previously coached in the NCAA (along with Herb Brooks), and he is also the first Head Coach in Rangers history who has joined the team directly from the NCAA.

Quinn, 52, joins the Rangers after serving as Head Coach at Boston University for the previous five seasons (2013-14 – 2017-18). During this time, Quinn led the Terriers to a 105-68-21 record. Under Quinn's guidance, Boston University captured two Hockey East Tournament Championships (2014-15 and 2017-18), two Hockey East Regular Season Championships (2014-15 and 2016-17), and The Beanpot in 2014-15, while also making four consecutive NCAA Tournament Appearances (2014-15 – 2017-18). He was named both Hockey East Coach of the Year and New England Coach of the Year during the 2014-15 season, when he oversaw the biggest turnaround in school history by guiding Boston University to a 28-8-5 record, an 18-win improvement over the previous season. In addition, Quinn was the runner-up for the Spencer Penrose Award in 2014-15, which is given annually to the top Division I Men's Hockey Coach in the country. During Boston University's four consecutive NCAA Tournament appearances under Quinn, the school advanced to the NCAA Championship Game in 2014-15 and the Regional Final in both 2016-17 and 2017-18.

The Cranston, Rhode Island native oversaw the development of several of the NHL's top draft picks during his tenure as Boston University's Head Coach. Over the last four NHL Entry Drafts (2015 – 2018), four players who had already played at least one season under Quinn at Boston University were selected in the first round of the NHL Entry Draft (forward Jack Eichel – second overall in 2015; defenseman Charlie McAvoy – 14th overall in 2016; goaltender Jake Oettinger – 26th overall in 2017; forward Brady Tkachuk - fourth overall in 2018). In addition, either McAvoy and/or Matt Grzelcyk was named a First Team All-American in three consecutive seasons (2014-15 – 2016-17), while Eichel won the Hobey Baker Award as the top player in collegiate hockey in 2014-15. Quinn also coached current Arizona Coyotes forward Clayton Keller for one season at Boston University in 2016-17; Keller was one of three finalists for the Calder Trophy as the NHL's Rookie of the Year in 2017-18.

In addition to his head coaching experience at Boston University, Quinn has been a member of several coaching staffs at the professional and collegiate level. Quinn previously served one season as an Assistant Coach in the NHL as a member of the Colorado Avalanche's coaching staff (2012-13). Quinn served as Head Coach for three seasons with Colorado's American Hockey League (AHL) affiliate, the Lake Erie Monsters, from 2009-10 – 2011-12 before becoming an Assistant Coach with the Avalanche.

He began his coaching career as an Assistant Coach with Northeastern University for two seasons (1994-95 and 1995-96). Quinn also worked as an Assistant Coach at the collegiate level with the University of Nebraska-Omaha (1996-97 – 2001-02) and as an Associate Head Coach with Boston University (2004-05 – 2008-09). In his final year at Boston University, he helped the school win the National Championship. He was responsible for working with the team's defensemen and in 2008-09, he helped develop a defense corps that included current Ranger Kevin Shattenkirk, as well as former Ranger and the winner of the 2008-09 Hobey Baker Award, Matt Gilroy.

Internationally, Quinn has coached some of the United States' top players in several tournaments, as well as helped develop players through the United States National Team Development Program (USNTDP). He was named the USA Hockey Development Coach of the Year in 2002-03, when he served as Head Coach of the United States' Under-17 Team in the USNTDP. He began his international coaching career as an Assistant Coach with the U.S. Women's Hockey Team at the IIHF World Championship, and he helped the team earn a silver medal in two consecutive years (1999 and 2000). He has also served as an Assistant Coach with Team USA at the IIHF World U18 Championship (2003), the IIHF World Junior Championship (2005), and the IIHF World Championship (2007, 2012, and 2016).

Prior to beginning his coaching career, Quinn played collegiate hockey at Boston University for four seasons (1984-85 – 1987-88). He was selected by the Minnesota North Stars in the first round, 13th overall, of the 1984 NHL Entry Draft, and won a bronze medal while representing the United States at the 1986 IIHF World Junior Championship. In addition, the defenseman was a member of the Rangers organization for part of one season, skating in 19 regular season games and two playoff games with the Binghamton Rangers of the AHL in 1991-92.

LINDY RUFF

Assistant Coach | Lindy Ruff begins his second season with the Rangers coaching staff after being named Assistant Coach on July 10, 2017.

Prior to joining the Blueshirts, Ruff, 58, served as a Head Coach in the National Hockey League for each of the previous 19 seasons (1997-98 – 2016-17). In 1,493 career regular season games as an NHL Head Coach, Ruff has posted a 736-554-78-125 record (.561 points percentage). He ranks sixth among head coaches in NHL history in regular season games coached and regular season wins, trailing only Scotty Bowman, Joel Quenneville, Al Arbour, Ken Hitchcock, and Barry Trotz in both categories. Ruff has also coached 120 career Stanley Cup Playoff games, and his teams have posted a 66-54 record in the playoffs (.550 winning percentage). He ranks 14th all-time in career Stanley Cup Playoff games coached and 15th all-time among head coaches in career Stanley Cup Playoff wins.

Ruff began his head coaching career in the NHL with the Buffalo Sabres in 1997-98 and served as the team's Head Coach for parts of 15 seasons (1997-98 – 2012-13). He is the Sabres' all-time leader among head coaches in several categories, including games coached (1,165) and wins (571). After he helped the Sabres advance to the Eastern Conference Final in his first season as the team's head coach, he guided the Sabres to the Stanley Cup Final in his second season in 1998-99.

Ruff also helped the Sabres advance to the Eastern Conference Final in two consecutive seasons in 2005-06 and 2006-07. He was named the winner of the Jack Adams Award in 2005-06 for being the NHL head coach "adjudged to have contributed the most to his team's success" during the season. Ruff guided the Sabres to a 52-24-6 record during the 2005-06 season. He was also named a finalist for the Jack Adams Award in 2006-07, as he helped Buffalo win the Presidents' Trophy (for having the best regular season record in the NHL) for the first time in franchise history and establish a single-season franchise record with 53 wins.

Following his tenure in Buffalo, Ruff served as the Head Coach of the Dallas Stars for four seasons (2013-14 – 2016-17). He was selected as a finalist for the Jack Adams Award for the third time in 2015-16, as he guided the Stars to a 50-23-9 record and helped the team finish in first place in the Central Division and in the Western Conference during the regular season. Over Ruff's four-year tenure in Dallas, the Stars ranked second in the NHL – and led the Western Conference – in goals per game (2.97).

Prior to beginning his head coaching career in the NHL, Ruff served as an Assistant Coach with the Florida Panthers for four seasons (1993-94 – 1996-97). During his tenure with the Panthers, Ruff helped Florida advance to the Stanley Cup Final in 1995-96. The Warburg, Alberta native has served as a member of Canada's coaching staff in several tournaments. Ruff helped Canada earn a silver medal while serving as the Head Coach at the 2009 IIHF World Championship and also served as Team Canada's Head Coach at the 2013 IIHF World Championship. In addition, Ruff earned a gold medal while serving as the Associate Coach for Team Canada at the 2010 Winter Olympics in Vancouver, British Columbia and the 2014 Winter Olympics in Sochi, Russia.

Ruff skated in 691 career NHL games over parts of 12 seasons in the league (1979-80 – 1990-91), registering 105 goals and 195 assists for 300 points, along with 1,264 penalty minutes. He played parts of three seasons with the Rangers (1988-89 – 1990-91) after he was acquired from Buffalo on March 7, 1989, and he recorded 15 points (three goals, 12 assists) in 83 career contests with the Blueshirts. Ruff was originally selected by Buffalo in the second round, 32nd overall, of the 1979 NHL Entry Draft.

Ruff and his wife, Gaye, have two sons, Brett and Brian, and two daughters, Eryn and Madeleine.

DAVID OLIVER

Assistant Coach | David Oliver begins his first season with the Rangers coaching staff after being named Assistant Coach on July 17, 2018.

Oliver, 47, joins the Rangers organization after spending the past 11 seasons with the Colorado Avalanche organization (2007-08 – 2017-18). Oliver most recently served as Colorado's Director of Player Development, a role which he held for the last four seasons (2014-15 – 2017-18) as well as for two seasons in 2009-10 and 2010-11. During his tenure, he also served in a variety of roles for the Avalanche organization, including General Manager of the Lake Erie Monsters, Colorado's American Hockey League (AHL) affiliate, for three seasons (2007-08 – 2009-10), an Assistant Coach with Lake Erie for two seasons (2011-12 and 2012-13), and the Director of Hockey Operations with Lake Erie for four seasons (2010-11 – 2013-14). In his role as Colorado's Director of Player Development, he assisted in the progression of several of the Avalanche's top prospects, including current Rangers defenseman Kevin Shattenkirk, who was selected by Colorado in the first round of the 2007 NHL Entry Draft and made his NHL debut with Colorado during the 2010-11 season.

Oliver served as Lake Erie's General Manager when the team hired current Rangers Head Coach David Quinn to be the Monsters' Head Coach prior to the 2009-10 season, and Oliver also served as an Assistant Coach on Quinn's staff in Lake Erie during the 2011-12 season. In his most recent role with the Avalanche as Director of Player Development, Oliver assisted in overseeing the development of all the franchise's prospects in the professional, junior, and college ranks in both North America and Europe.

Prior to beginning his tenure in a front office role, the Sechelt, British Columbia native played 13 seasons of professional hockey, including parts of nine seasons in the NHL (1994-95 – 1996-97; 1998-99 – 2000-01; 2002-03 – 2005-06). Oliver skated in 233 career NHL games with the Edmonton Oilers, New York Rangers, Ottawa Senators, Phoenix Coyotes, and Dallas Stars, registering 49 goals and 49 assists for 98 points, along with 84 penalty minutes. He played in 14 regular season games and three playoff contests with the Rangers during the 1996-97 season, and he tallied three points (two goals, one assist) in his 14 regular season games as a member of the Blueshirts. Oliver established career-highs in games played (80), goals (20), assists (19), and points (39) with Edmonton in 1995-96, and he led the Oilers in goals during his rookie season in 1994-95 with 16. He was selected by Edmonton in the seventh round, 144th overall, of the 1991 NHL Entry Draft.

Oliver also played four seasons of collegiate hockey with the University of Michigan (1990-91 – 1993-94) prior to beginning his professional career. In his final season at the school in 1993-94, he was a finalist for the Hobey Baker Award as the top player in collegiate hockey, and he was also named the CCHA Player of the Year. Oliver won the Turner Cup as International Hockey League (IHL) Champions with the Houston Aeros in 1998-99, as he registered 16 points (10 goals, six assists) in 19 playoff games.

Oliver and his wife, Shawna, have two sons, Caden and Layten.

GREG BROWN

Assistant Coach | Greg Brown begins his first season with the Rangers coaching staff after being named Assistant Coach on July 17, 2018.

Brown, 50, joins the Rangers organization after spending the past 14 seasons as a member of the coaching staff at Boston College (2004-05 – 2017-18), including the last six seasons as the team's Associate Head Coach (2012-13 – 2017-18). In his role at Boston College, Brown was responsible for overseeing the team's defensemen, and he also worked with the team's special teams units. During his tenure at the school, Boston College won the NCAA National Championship three times (2007-08, 2009-10, and 2011-12). Brown assisted in the development of several defensemen who currently play in the NHL, including Brian Dumoulin, Noah Hanifin, Mike Matheson, Ian McCoshen, and Steven Santini. During his final season at the school in 2017-18, Boston College ranked fourth in Hockey East in goals against per game (2.68) and led Hockey East in shorthanded goals (seven).

In addition to his coaching experience with Boston College, Brown has served as an Assistant Coach with Team USA in several international tournaments. He served as an Assistant Coach with the United States at the IIHF World Junior Championship three times (2014, 2017, 2018), helping Team USA earn a gold medal in 2017 and a bronze medal in 2018. Brown coached current Rangers defenseman Brady Skjei during the 2014 IIHF World Junior Championship, and he also coached defenseman Ryan Lindgren, a Rangers prospect, at the IIHF World Junior Championship in both 2017 and 2018.

Prior to beginning his coaching career, Brown completed a distinguished playing career that spanned nearly two decades at the professional, collegiate, and international levels. He played three seasons of collegiate hockey at Boston College (1986-87, 1988-89, and 1989-90), registering 120 points (24 goals, 96 assists) in 119 career games. Brown received numerous accolades over the course of his collegiate career. In both 1988-89 and 1989-90, Brown was named the Hockey East Player of the Year, was selected to the NCAA (East) First All-American Team, and was selected as a finalist for the Hobey Baker Award as the top player in collegiate hockey. During the 1987-88 season, Brown played with the United States Men's National Team prior to the 1988 Winter Olympics, and he was teammates with Rangers legends Brian Leetch and Mike Richter at the 1988 Winter Olympics in Calgary, Alberta. Brown was also teammates with Leetch and Richter, as well as Rangers Head Coach David Quinn, at the 1986 IIHF World Junior Championship, where Team USA earned its first medal in the tournament's history (bronze). In addition, Brown and Leetch played together for one season at Boston College (1986-87) and represented the United States at the 1987 IIHF World Junior Championship. Brown also represented the United States at the 1992 Winter Olympics in Albertville, France.

Following his collegiate career, Brown played 13 seasons of professional hockey, including parts of four seasons in the NHL (1990-91; 1992-93 – 1994-95). Brown, who was selected by Buffalo in the second round, 26th overall, of the 1986 NHL Entry Draft, skated in 94 career NHL games with Buffalo, Pittsburgh, and Winnipeg, and he registered 18 points (four goals, 14 assists) and 86 penalty minutes. He also played professional hockey in Sweden, Switzerland, Austria, and Germany during his career.

Brown and his wife, Katherine, have a daughter, Ashley, and a son, Peyton.

BENOIT ALLAIRE

Assistant Coach & Goaltending Coach | Benoit Allaire begins his 15th season with the Rangers coaching staff after being named Assistant Coach and Goaltending Coach on July 15, 2004. Under the direction of Allaire, Rangers goaltender Henrik Lundqvist has achieved considerable success. Over his first 13 seasons with the Rangers, Lundqvist has established several franchise and league records, including franchise records for career appearances, wins, saves, and shutouts. Lundqvist became the first goaltender in NHL history to record 30 or more wins in 11 of his first 12 seasons, including each of his first seven seasons, and he won the Vezina Trophy as the league's top goaltender in 2011-12. In addition, Lundqvist is one of three goaltenders in NHL history who have earned 30 or more wins in at least 11 different seasons, along with Hall of Famers Martin Brodeur and Patrick Roy. In 2016-17, Lundqvist became the all-time leader in wins by a European-born goaltender in NHL history and earned his 400th career NHL win in fewer appearances than any other goaltender in league history. Lundqvist enters the 2018-19 season ranked eighth on the NHL's all-time wins list.

Prior to joining the Rangers organization, Allaire spent seven seasons as the goaltending coach for the Phoenix Coyotes. He also served as the goaltending instructor for the Montreal Canadiens for one season in 1996-97. Allaire was the first to implement the hybrid style of goaltending, a combination of stand-up and butter**fly**, relying on quickness and reaction to the puck, while utilizing the butter**fly** technique in certain situations. Under the direction of Allaire, Coyotes goaltenders enjoyed tremendous improvement and success. Before joining the Coyotes organization in 1999, Sean Burke appeared in 536 NHL games and posted a 3.21 goals against average, a .895 save percentage, and 19 shutouts. While with Allaire, Burke showed noticeable improvement, appearing in 211 matches with Phoenix and recording a 2.39 goals against average, a .919 save percentage, and 15 shutouts. He was also nominated for both the Vezina and Lester B. Pearson trophies following the 2001-02 season and appeared in the NHL All-Star Game twice (2001, 2002). Additionally, Coyotes goaltender Brian Boucher established a new modern NHL record shutout streak from December 22, 2003 to January 11, 2004, going 332:01 without allowing a goal and recording five shutouts.

Stanley Cup-winning goaltender Nikolai Khabibulin also posted significantly improved statistics under the tutelage of Allaire. Prior to Allaire joining Phoenix, Khabibulin posted a 3.03 goals against average and a .906 save percentage with nine shutouts (1994-95 - 1996-97). In his two seasons with Allaire (1997-98, 1998-99), Khabibulin participated in the NHL All-Star Game in both campaigns, and shaved more than half a goal off his goals against average.

A native of St. Janvier, Quebec, Allaire served as a goaltending instructor in the Quebec Major Junior Hockey League (QMJHL) with three different teams: Laval, Verdun and Granby. During his tenure in the QMJHL, the goaltenders under Allaire's supervision won two President's Cups (QMJHL's championship) and played in two Memorial Cup Tournaments (1989-90 with Laval and 1991-92 with Verdun).

Allaire and his wife, Lyne Chalut, live in New York City.

JERRY DINEEN

Video Coach | Jerry Dineen begins his 25th season with the New York Rangers. In his role as Video Coach, Dineen assists the coaching staff with analysis of game video and pre-scouting film. He provides video for the coaches during game intermissions detailing both the Rangers' and opponents' tactics to either exploit offensively or make corrections defensively. In addition, Dineen prepares information for pre-game and post-game meetings in coordination with the other coaches. He also creates highlight and specialty video for the coaching staff and players.

In addition to his work with the Rangers, Dineen assisted the team's American Hockey League affiliate, the Hartford Wolf Pack, in 1999-00 to help them win the Calder Cup Championship.

Prior to joining the Rangers, Dineen skated in 86 career East Coast Hockey League games in two seasons with the Winston–Salem Thunderbirds and Raleigh Ice Caps, registering 14 goals and 23 assists for 37 points. The Seattle, Washington native also played four years of college hockey at SUNY Plattsburgh of the ECAC-W before turning pro. He won the Division III NCAA Championship with the Cardinals during his freshman year.

SAM KELLEY

Video Assistant | Sam Kelley enters his first season with the Rangers coaching staff as the team's Video Assistant. Kelley is responsible for helping Video Coach Jerry Dineen pre-scout games and assisting the Rangers' coaching staff and front office with video breakdowns.

Prior to joining the Rangers, Kelley served as the Video Coordinator for Boston University for five seasons (2013-14 - 2017-18), working alongside current Rangers Head Coach David Quinn during his tenure as the team's Head Coach. In his role at Boston University, Kelley was responsible for breaking down film of team practices, scouting upcoming opponents, and analyzing games to assist the team's coaching staff during games and in between games.

Kelley majored in Communication Studies and minored in Film and TV at Boston University, and he graduated from the school in May of 2017.

MARK CIACCIO

Skills Coach | Mark Ciaccio enters his sixth season as the Rangers Skills Coach. In his role, Ciaccio is responsible for assisting in the development of players' skills, such as skating, shooting, and stick-handling. In addition, Ciaccio assists the Rangers' American Hockey League (AHL) affiliate, the Hartford Wolf Pack, as well as prospects in the Rangers organization.

Prior to joining the Rangers, he served as the Skills Coach for the Phoenix Coyotes for 12 seasons (2001-13), and he worked with MODO in the Swedish Hockey League (SHL). Ciaccio is the owner of MC Hockey Skills, a power skating and skill training program that holds camps worldwide.

GORDIE CLARK

Director, Player Personnel | Begins his 17th season with the Rangers and his 12th season as Director, Player Personnel, after being promoted to the post on July 23, 2007 ... In his role, oversees all facets of both the team's professional and amateur scouting operations, including overseeing the NHL Entry Draft process ... Was instrumental in selecting current Rangers Marc Staal, Chris Kreider, Brady Skjei, and Pavel Buchnevich, as well as top prospects Lias Andersson and Filip Chytil ... Before joining the Rangers, spent the previous six seasons with the Islanders, serving as Assistant General Manager and Director of Player Personnel ... With the Islanders, was responsible for overseeing the NHL Entry Draft process ... Prior to working with the Islanders, spent four seasons with the scouting department of the Boston Bruins, serving as director of scouting in his final two seasons ... Served as an assistant coach in Boston from 1989 to 1992 before joining the team's scouting department ... As a player, was drafted by the Bruins in 1972 and played professional hockey for nine years in the American Hockey League (AHL) ... Played college hockey at the University of New Hampshire, becoming the first two-time All-American in school history ... Is a member of the UNH Hall of Fame and was selected as one of the top 50 ECAC players for the league's 50th Anniversary ... Clark and his wife, Carol, have two children: daughter, Ashley, married to Sean, son, Brendon, grandson, Corson, and granddaughters, Kennedy and Tatum.

KEVIN MAXWELL

Director of Professional Scouting | Enters his 11th season with the Rangers and eighth as Director of Professional Scouting ... Previously served as a Professional Scout with the Rangers for three seasons ... In his expanded role, he oversees the club's professional scouting operations ... He joined the Rangers after serving as a Professional Scout with the Dallas Stars in 2006-07 and 2007-08, where he focused on both North America and Europe ... Prior to joining Dallas, he spent 10 seasons with the New York Islanders, serving as the team's Director of Professional Scouting during the final two years of his tenure after serving as a Professional Scout for the previous eight years ... Maxwell also served as Director of Player Personnel with the Hartford Whalers during the 1993-94 season ... A veteran of three NHL seasons with the Minnesota North Stars and the Colorado Rockies/New Jersey Devils franchise, Maxwell registered six goals and 15 assists for 21 points in 66 games ... The Edmonton, Alberta native was originally drafted by the North Stars in the third round, 63rd overall, of the 1979 NHL Entry Draft ... Internationally, Maxwell represented Canada at the 1980 Winter Olympics in Lake Placid, New York ... Married: wife, Jennifer; daughter, Kendal; sons, Tyler, Jackson, and Chase.

NICKOLAI BOBROV

Director of European Scouting | Begins his fourth season with the Rangers as the Director of European Scouting after joining the organization on August 13, 2015 ... Responsible for covering all European territories ... Prior to joining the Rangers, served as the North American representative for SKA St. Petersburg in the Kontinental Hockey League (KHL) for three seasons (2011-12 – 2013-14) ... Assisted Slava Fetisov in his role as the Chairman of the Board of Directors of the KHL from 2009-2012 ... Joined the KHL after spending three seasons as a Professional Scout with the Los Angeles Kings (2006-2009) ... Prior to joining the Kings, spent seven seasons with the Boston Bruins (1999-2006), including the final five seasons as Director of European Scouting ... Was instrumental in the Bruins' decision to draft David Krejci and Vladimir Sobotka ... Began working for the Bruins as the team's Video Coach for two seasons (1999-2001) ... Prior to joining the Bruins, played four years of collegiate hockey at Middlebury College (1995-1999), where he captured four straight NCAA Division III Championships ... Registered 105 points (41 goals, 64 assists) in 105 games with Middlebury during his collegiate career ... Served as the team's captain during his senior year ... In addition to hockey, served as the Special Advisor on Foreign Policy and Public Diplomacy to Slava Fetisov in the Federal Council of the Russian Federation (2009-2012) ... Married: wife, Kara; son, Alexander; daughter, Maya.

JEFF MALCOLM

Goaltending Consultant | Begins his first season as the Rangers' Goaltending Consultant ... In his role, he assists in the on-ice and off-ice development of goaltenders throughout the Rangers organization, including goaltenders with the team's American Hockey League affiliate, the Hartford Wolf Pack, and works with the Rangers front office in evaluating goaltenders at both the amateur level and professional level ... Played four seasons of professional hockey (2013-14 – 2016-17) with the Hartford Wolf Pack (AHL) and the Greenville Road Warriors/Swamp Rabbits (ECHL) ... In 94 career appearances in the ECHL, he posted a 51-30-11 record, along with a 2.96 GAA, and a .910 SV% and was selected to participate in the 2015 CCM ECHL All-Star Classic ... Prior to beginning his professional career, played four seasons of collegiate hockey at Yale University (2009-10 – 2012-13) ... Helped Yale win the National Championship in his final season at the school in 2012-13 ... Stopped all 36 shots he faced to earn a win and a shutout in the National Championship Game against Quinnipiac University on April 13, 2013 ... Was named to the Frozen Four All-Tournament Team, as well as the NCAA All-Ivy League Second Team, in 2012-13.

JED ORTMEYER

Director of Player Development | Enters his second season as Director of Player Development after rejoining the Rangers organization on June 14, 2017 ... In his role, he works with the hockey operations department, along with Adam Graves, overseeing the development of Rangers prospects, both on and off the ice ... He also works with Rangers prospects who have yet to begin their professional hockey careers, as well as players with the Rangers' American Hockey League affiliate, the Hartford Wolf Pack, to further enhance their progression ... Played 11 seasons of professional hockey during his career, including parts of eight seasons in the NHL (2003-04 – 2011-12) ... Skated in 345 career NHL games with the Rangers, Nashville, San Jose, and Minnesota, registering 22 goals and 31 assists for 53 points ... Was a finalist for the Bill Masterton Trophy in 2009-10, which is awarded annually to the NHL player who "best exemplifies the qualities of perseverance, sportsmanship, and dedication to hockey ... Played three seasons with the Rangers (2003-04 – 2006-07) ... Was twice named the winner of the Steven McDonald Extra Effort Award (2003-04 and 2006-07), which is given annually to the Ranger who, as chosen by the fans, "goes above and beyond the call of duty" ... Played four seasons of collegiate hockey at the University of Michigan (1999-00 – 2002-03) and served as the team's captain for the final two seasons of his collegiate career ... Helped Michigan win the Central Collegiate Hockey Association (CCHA) Championship, and he was named the Most Valuable Player of the CCHA Tournament in his senior year ... Married – wife, Maggie; son, Dax; daughter, Tova.

HOCKEY OPERATIONS

MIKE BARNETT

Senior Advisor to the President | Begins his ninth full season with the Rangers, and his eighth season as Senior Advisor to the President ... In his role, Barnett works closely with Glen Sather ... Served as an Amateur Scout in 2013-14, where he was responsible for scouting amateur players and free agents in North America ... Before joining the Rangers, he spent six seasons as the General Manager, Senior Executive Vice President and Alternate Governor of the Phoenix Coyotes ... Prior to his stay in Phoenix, he served as President of International Management Group's (IMG) hockey division for 12 years, compiling a player list that included several high-profile players such as Wayne Gretzky, Brett Hull, Paul Coffey, Jaromir Jagr, Joe Thornton, Mats Sundin, and Sergei Fedorov ... Played two seasons of professional hockey with the Chicago Cougars and Houston Aeros of the World Hockey Association (WHA) in 1973-74 and 1974-75 following his junior hockey and collegiate careers ... Recognized for his creativity and resourcefulness in hockey, The Sporting News named Barnett to its annual list of the "Top 100 Most Powerful People in Sports" on seven occasions, The Hockey News has included him in their "People of Power and Influence" issue on several occasions, and Inside Hockey Magazine named Barnett as one of the "12 Men of Power and Influence in the NHL" ... Internationally, Barnett was named to Team Canada's management team for the 2006 World Hockey Championship in Riga, Latvia ... A St. Lawrence University and University of Calgary graduate, Mike has two sons, Jesse and J.T., and three daughters, Joey, Janie, and Jenna.

DOUG RISEBROUGH

Hockey Consultant | Enters his 10th season with the Rangers after being named Hockey Consultant on October 1, 2009 ... In his role, Risebrough works closely with General Manager Jeff Gorton on player transactions and personnel decisions ... Risebrough also served as Assistant General Manager for Team Canada at the 2010 IIHF World Championship ... Prior to joining the Rangers, he spent 10 years with the Minnesota Wild, the last seven of which were as President of Minnesota Sports and Entertainment (MSE) ... Was the Wild's first Executive Vice President and General Manager, residing in that position for four years before ascending to the role of President ... During his tenure with the Wild, he was responsible for all business aspects of MSE, including the Houston Aeros of the American Hockey League (AHL), the Wild's minor league affiliate ... He was also responsible for overseeing the hockey operations department and making decisions relating to player transactions, player personnel, coaching staff, scouting department, and minor league personnel ... Prior to his stay in Minnesota, Doug served as the Vice President of Hockey Operations for the Edmonton Oilers from 1996 to 1999 ... After retiring as a player, Risebrough served two seasons as an Assistant Coach with the Calgary Flames, helping Calgary win the Presidents' Trophy in two consecutive seasons (1987-88 and 1988-89), as well as the Stanley Cup in 1988-89, his fifth Stanley Cup championship as a player or coach ... Risebrough was named Calgary's Assistant General Manager before the 1989-90 season, and he ascended to Head Coach the following season ... He was named the second General Manager in Flames' history following the 1990-91 season and served as the General Manager and Head Coach of the Flames for part of the 1991-92 season, before relinquishing his head coaching duties and continuing as General Manager ... As a player, he was selected by the Montreal Canadiens in the first round, seventh overall, of the 1974 NHL Amateur Draft... Risebrough helped lead the Canadiens to four consecutive Stanley Cups from 1975-76 – 1978-79 ... In 740 career NHL games, Risebrough tallied 185 goals and 286 assists for 471 points ... He and his wife, Marilyn, have two daughters, Lindsay and Allison.

BRIAN LEETCH

Hockey Operations Advisor | Enters his second season as a Hockey Operations Advisor ... Registered 247 goals and 781 assists for 1,028 points in 1,205 career NHL games ... Played parts of 17 seasons with the Rangers (1987-88 – 2003-04), recording 240 goals and 741 assists for 981 points in 1,129 games ... Established franchise records in numerous categories, including career assists, single-season assists (80; 1991-92), and career goals, assists, and points by a defenseman ... Ranks second on the franchise's all-time games played and points lists ... Skated in 82 career Stanley Cup Playoff games with the Rangers, registering 28 goals and 61 assists for 89 points, and he is the franchise's all-time leader in playoff assists and playoff points ... Registered 11 goals and 23 assists for 34 points, along with a plus-19 rating in 23 playoff games in 1994 to help the Rangers win the Stanley Cup ... Was named the winner of the Conn Smythe Trophy as the Most Valuable Player of the Stanley Cup Playoffs in 1994, becoming the first American-born player, as well as the first player who was not Canadian-born, to receive the award ... An 11-time NHL All-Star, he received numerous awards and honors throughout his career, winning the Calder Trophy as the NHL's Rookie of the Year in 1988-89 and the Norris Trophy as the NHL's Best Defenseman twice (1991-92 and 1996-97) ... Represented the United States in the Winter Olympics three times (1988, 1998, and 2002) and earned a silver medal in 2002 ... Helped the United States win the 1996 World Cup of Hockey and served as the captain of the team ... Was named the 23rd captain in Rangers history on October 3, 1997 ... Was inducted into the Hockey Hall of Fame in 2009 and the U.S. Hockey Hall of Fame in 2008 ... In 2017, was named one of the NHL's 100 Greatest Players in league history ... Received the Lester Patrick Trophy in recognition of his contributions and outstanding service to hockey in the United States in 2007 ... Became the fifth player in Rangers history to have his number retied when his No. 2 jersey was retired by the organization on January 24, 2008 ... Married: wife, Mary Beth; sons, Jack and Sean; daughter, Riley.

BRAD RICHARDS

Hockey Operations Advisor | Begins his second season as a Hockey Operations Advisor ... Rejoined the Rangers organization in a front office role in 2017 after completing his NHL career as a player in 2015-16 ... Played 15 seasons in the NHL with Tampa Bay, Dallas, the Rangers, Chicago, and Detroit, registering 298 goals and 634 assists for 932 points in 1,126 career games ... Tallied 105 points (37 goals and 68 assists) in 146 career Stanley Cup Playoff contests ... His teams posted an 8-0 record in Game 7 of a playoff series when he was in the lineup; is tied for the most wins in Game 7 of a playoff series in NHL history ... Won the Stanley Cup twice in his career (2003-04 with Tampa Bay and 2014-15 with Chicago) and won the Conn Smythe Trophy as the Most Valuable Player in the Stanley Cup Playoffs in 2004 ... Recorded 26 points (12 goals, 14 assists) in 23 games with Tampa Bay in the 2004 Stanley Cup Playoffs, and he led all skaters in points, game-winning goals (seven), power play goals (seven), and power play points (12) during the playoffs; his seven game-winning goals in the 2004 Stanley Cup Playoffs are the most any player has tallied in one playoff year in NHL history ... Received the Lady Byng Trophy during the 2003-04 season for being the NHL player who "best combines sportsmanship, gentlemanly conduct, and ability" ... Played three seasons with the Rangers (2011-12 – 2013-14), tallying 56 goals and 95 assists for 151 points in 210 games ... Tied a single-season franchise record – and established a career-high – by registering nine game-winning goals in 2011-12 ... Skated in 55 Stanley Cup Playoff games during his tenure with the Rangers, registering 12 goals and 16 assists for 28 points ... Helped the Rangers advance to the Stanley Cup Playoffs and win at least one playoff series in each of his three seasons with the team, and he also helped the Blueshirts advance to the Stanley Cup Final in 2014 ... Helped Canada win the 2004 World Cup of Hockey and he earned a bronze medal while representing Canada at the 2000 IIHF World Junior Championship ... Registered a team-high, four points (two goals, two assists) in six games while representing Canada at the 2006 Winter Olympics ... Married: wife, Rechelle; son, Luca; daughter, Abigail.

JOHN ROSASCO

Senior Vice President, Public Relations & Player Recruitment | Enters his 31st season with the Rangers and sixth season as Senior Vice President, Public Relations & Player Recruitment, after being promoted to the post on September 23, 2013 ... In his role, Rosasco is responsible for all aspects of the communications activities of the organization, all content and management of the Rangers digital and social media platforms, and the oversight and implementation of all aspects of the team's player recruitment efforts ... Serves as team spokesperson and oversees all media relations functions for the team, including team announcements, traditional team coverage, team publications and photography, and proactive public relations initiatives to non-traditional media outlets ... Oversees the development and execution of public relations strategies that elevate the Rangers brand both locally and nationally, heighten player awareness and visibility, and support marketing and community relations initiatives ... In addition, Rosasco is responsible for all aspects of the team's NHL player recruitment process, including assisting in the research and evaluation of prospective free agents for the hockey operations staff and team management ... Helps develop and manage all communications materials to be used during the recruitment process ... Is a member of the Rangers' alumni board ... Over his tenure with the Rangers, which began in 1987, Rosasco has served several roles in the public relations department, including as a Statistician, Public Relations Manager, and Assistant Director of Public Relations ... Has overseen the team's public relations department for the last 22 years since being named Public Relations Director in 1996, and was promoted to Vice President in 1998 ... He is the longest serving head of the Rangers' public relations/publicity department in franchise history ... His role was expanded in 2007 to include all aspects of the team's player recruitment efforts after being named Vice President, Public Relations & Player Recruitment ... Was the Guest of Honor at The John Vanbiesbrouck Pro-Am to benefit the Alan T Brown Foundation in August of 2014 ... Works closely with the board of Taylor's Hope Foundation to raise funds for Histiocytosis awareness and research.

JIM SULLIVAN

Director, Player Care & Development/Analytics & Hockey Technology | Begins his fifth season as Director, Player Care & Development/Analytics & Hockey Technology ... Works directly with General Manager Jeff Gorton to provide reporting and analysis of player progress, skill building plans, and improvement metrics ... Under Sullivan's guidance, the Rangers are expanding their use of analytics; the team utilizes a software platform to import tracking data, statistics, and salary information in order to assist in player valuation and analysis ... Originally joined the Rangers organization in 2009 as a video analyst, and was promoted to Director of Hockey Technology after two seasons ... In his role as Director of Hockey Technology, he researched and implemented solutions in accordance with the Rangers' organizational strategy ... Resides in Westchester, New York with his wife, Melissa, daughter, Madeline, and son, James.

MIKKO ELORANTA

EUROPEAN SCOUT

Begins his third season with the Rangers as a European Scout ... Is primarily responsible for covering leagues in Finland ... Played parts of four NHL seasons with the Boston Bruins and Los Angeles Kings (1999-00 – 2002-03), registering 32 goals and 44 assists for 76 points, along with 186 penalty minutes in 264 games ... Established career-highs with 12 goals and 23 points as a member of the Bruins during the 2000-01 season ... Represented Finland in several tournaments throughout his career, earning a silver medal at the IIHF World Championship in two consecutive years (1998 and 1999) and finishing as the runner-up in the 2004 World Cup of Hockey ... Tallied two goals in four games while representing Finland at the 2002 Winter Olympics in Salt Lake City, Utah ... Married: wife, Mirva; sons, Samuel and Mikael; daughters, Jasmin and Emilia.

JAN GAJDOSIK

EUROPEAN SCOUT

Begins his 19th season as a full-time European Scout with the Rangers after spending seven seasons as a part-time scout with the team ... Responsible for covering Sweden, Finland, Russia, Czech Republic, and Slovakia territories ... Instrumental in the Rangers' decision to select European players such as Henrik Lundqvist in the NHL Entry Draft ... A native of Trencin, Slovakia, Gajdosik began his scouting career in 1993 ... A former goaltender, he was forced to retire from hockey at the age of 16 because of an injury ... Makes his home in Trencin, a hockey town which has produced NHL players such as Zdeno Chara, Marian Hossa, Marian Gaborik, Zigmund Palffy, and Pavol Demitra ... Married: wife, Beata; sons: Martin and Stefan; daughter, Maria Ines.

SCOUTING STAFF

OTO HASCAK

EUROPEAN SCOUT

Begins his ninth season as a European Scout with the Rangers ... Previously spent four seasons as a Professional Scout with the Los Angeles Kings ... Responsible for covering European amateurs as well as professional Czech Republic and Slovakian territories ... Prior to his tenure in Los Angeles, Hascak spent three years as an Amateur Scout with the Boston Bruins, and was instrumental in bringing in top young players David Krejci and Vladimir Sobotka ... Born in Martin, Slovakia, Hascak served 12 seasons with Dukla Trencin, beginning as player (1983-1990) and team captain, and later as General Manager (1999-2002) ... The team has produced top NHL players such as Marian Gaborik, Zdeno Chara, Marian Hossa, Marcel Hossa, and Pavol Demitra ... As a player, Hascak appeared in 140 games for the Czechoslovakian national team and 90 games for Team Slovakia ... Is a three-time Olympian, having represented Czechoslovakia in 1988 and his native Slovakia in the 1994 and 1998 Winter Olympic Games ... Married: wife, Jana; daughter, Nicola; son, Marek.

PATRIC KJELLBERG

EUROPEAN SCOUT

Begins his second season with the Rangers as a European Scout ... In his role, he is primarily responsible for scouting amateur players in Sweden, as well as covering various tournaments ... Played parts of six seasons in the NHL with the Montreal Canadiens, Nashville Predators, and Mighty Ducks of Anaheim, registering 160 points (64 goals, 96 assists) in 364 career games ... Posted back-to-back 40-point seasons with Nashville in 1999-00 and 2000-01, and skated in 10 playoff games while helping Anaheim advance to the Stanley Cup Final in 2002-03 ... A native of Trelleborg, Sweden, Kjellberg represented his country in the Winter Olympics on three occasions (1992, 1994, 1998), and helped Sweden earn a gold medal in 1994 ... Also helped Sweden earn a gold medal at the World Championship twice (1992 and 1998) ... Played nine seasons in the top professional league in Sweden; led the league in goals in 1997-98 ... Married: wife, Asa; sons, Simon and Joel.

VLADIMIR LUTCHENKO

EUROPEAN SCOUT

Begins his 15th season with the Rangers as a European Scout ... Responsible for scouting the Russian leagues ... Played 15 years (1966-1981) with the USSR League ... Is an 11-time Champion with CSKA Moscow, becoming one of the finest defensemen in Soviet Hockey history ... Captured two Olympic gold medals (1972 and 1976) ... Skated in the Super Series USSR vs. Canada in 1972 and 1974 ... Captured six gold medals at the World Championships ... Married: wife, Natella; daughters, Ekaterina and Olga.

LARRY BERNARD

AMATEUR SCOUT

Begins his 11th season with the Rangers as an Amateur Scout ... Primarily responsible for scouting amateur talent in the United States ... Previously spent five seasons with the Tampa Bay Lightning organization, and served as an Amateur Scout with Tampa Bay beginning in 2003 prior to joining the Rangers ... A native of Prince George, British Columbia, he was selected by the Rangers in the eighth round, 154th overall, of the 1985 NHL Entry Draft ... Appeared in 69 games in the AHL over two seasons with the Moncton Hawks, registering 14 goals and 18 assists for 32 points ... Also appeared in 21 ECHL games with the Knoxville Cherokees, recording 12 goals and 17 assists for 29 points ... Following his playing career, served five seasons as an Assistant Coach with the Surrey Eagles of the BCJHL, as well as with Prince George and Prince Albert of the WHL and Sarnia of the OHL ... Married: wife, Tami; daughter, Taylor; son, Kyle.

JEFF BEUKEBOOM

AMATEUR SCOUT

Begins his second season with the Rangers as an Amateur Scout ... Joined the Rangers scouting staff after serving one season as an Assistant Coach with the Blueshirts in 2016-17 ... Prior to becoming an Assistant Coach with the Rangers, Beukeboom served as an Assistant Coach with the Rangers' American Hockey League (AHL) affiliate, the Hartford Wolf Pack, for four seasons (2012-13 – 2015-16) ... Served as an Assistant Coach with the Sudbury Wolves of the Ontario Hockey League (OHL) for three seasons (2009-10 – 2011-12) and with the Barrie Colts of the OHL for one season (2008-09) ... Also served as an Assistant Coach for one season with the Toronto Roadrunners of the AHL in 2003-04 ... Played 13 seasons in the NHL (1986-87 - 1998-99), registering 30 goals and 129 assists for 159 points, along with a plus-114 rating and 1,890 penalty minutes in 804 career games ... Was selected by the Edmonton Oilers in the first round, 19th overall, of the 1983 NHL Entry Draft ... Was a member of three Stanley Cup championship teams with Edmonton (1986-87, 1987-88, and 1989-90) ... Was acquired by the Rangers from Edmonton on November 12, 1991 to complete the transaction that sent Mark Messier from the Oilers to the Blueshirts ... Skated in 520 games over parts of eight seasons with the Rangers (1991-92 - 1998-99), registering 18 goals and 72 assists for 90 points, along with a plus-63 rating and 1,157 penalty minutes, and won his fourth Stanley Cup in 1993-94 ... Ranks second on the Rangers' all-time list in regular season penalty minutes (1,157) and playoff penalty minutes (147) ... Married: wife, Sherri; sons, Brock and Reid; daughter, Tyson.

RICH BROWN

AMATEUR SCOUT

Begins his 18th season as a full-time scout with the Rangers ... Responsible for scouting the Ontario Hockey League, along with other North American junior leagues and Europe ... Prior to joining the Rangers, Brown served as the Associate General Manager/Head Coach of the Sarnia Sting of the Ontario Hockey League (OHL) for two seasons ... Spent three seasons as an Assistant Coach with the St. John's Maple Leafs of the American Hockey League (AHL) from 1996-1999 ... Also served as an Assistant Coach for Canada's National Under-18 Team, which captured the gold medal at the 2000 Four Nations Cup ... Married: wife, Kandie-Rae; daughter, Emma; sons, Ryan and Owen.

SCOUTING STAFF

BRENDON CLARK

AMATEUR SCOUT

Begins his ninth season with the Rangers as an Amateur Scout ... Responsible for scouting junior, college, prep and high schools in New England area ... Prior to joining the Rangers, spent three years coaching top midget level hockey with the East Coast Selects Program ... A native of Reading, Massachusetts, Clark skated with Merrimack College of Hockey East for four seasons ... Following college, Clark played one season in the United Hockey League (UHL) ... Engaged: fiancee, Lindsay.

DANIEL DORE

AMATEUR SCOUT

Begins his 12th season with the Rangers as an Amateur Scout after spending 11 seasons with the Boston Bruins organization ... Primarily responsible for scouting amateur talent in the North American and European territories ... A native of Ferme-Neuve, Quebec, Dore was selected in the first round, fifth overall, of the 1988 NHL Entry Draft by the Quebec Nordiques ... The former right winger played 17 games in the NHL over two seasons with the Nordiques, collecting two goals and three assists, along with 59 penalty minutes ... Also appeared in 144 games for the Halifax Citadels and Hershey Bears of the American Hockey League (AHL), registering 23 goals and 21 assists, along with 376 penalty minutes ... Married: wife, Teresa Tomas; daughter, Claudia; son, Paul.

ERIC DOYLE

AMATEUR SCOUT

Begins his third season with the Rangers as an Amateur Scout ... Is responsible for scouting the Western Hockey League (WHL), along with other junior leagues in Western Canada and the Northwest United States ... Joined the Rangers after spending the previous five seasons (2011-12 – 2015-16) with the Portland Winterhawks of the WHL; served as a Scout with the Winterhawks during his first three years with the team (2011-12 – 2013-14) before becoming Portland's Director of Player Personnel prior to the start of the 2014-15 season ... The Winterhawks posted a 237-98-14-11 record (wins-losses-overtime losses-shootout losses) in 360 games during his tenure with the team and won the WHL Championship in 2012-13 ... Played five seasons in the WHL with the Everett Silvertips, Swift Current Broncos, and the Winterhawks (2005-06 – 2009-10), registering 37 goals and 141 assists for 178 points in 303 career games ... Played in 12 ECHL games with the Ontario Reign in 2010-11, tallying six points (one goal, five assists).

KIM GELLERT

AMATEUR SCOUT

Begins his fourth season with the Rangers as an Amateur Scout ... Is responsible for evaluating talent in junior leagues in the Pacific Northwest such as the Western Hockey League (WHL) and the British Columbia Hockey League (BCHL) ... Also served as Skills/Development Coach with the Kelowna Rockets of the WHL for 12 seasons (2005-06 - 2016-17) ... Helped the Rockets win the WHL Championship in 2008-09 and 2014-15 and advance to the Memorial Cup Final in both seasons ... Prior to joining the Rangers, was a member of the Buffalo Sabres organization for nine seasons, spending the final three seasons of his tenure with the Sabres as a full-time Amateur Scout after working on a part-time basis for six seasons ... Served as the head coach for Milan in Italy for five seasons (1985-86 – 1986-87; 1993-94 – 1995-96) and played 16 seasons of professional hockey in Italy (1976-77 – 1991-92), winning two National Championships and six scoring titles ... Also played three seasons of collegiate hockey at Lake Superior State University ... Married: wife, Helene Mayr; son, Alex; daughter, Michela.

JAMIE HERRINGTON

AMATEUR SCOUT

Begins his third season with the Rangers as an Amateur Scout ... In his role, is primarily responsible for scouting amateur players and free agents in the NCAA ... Prior to joining the Rangers, served two seasons as a scout with the U.S. National Team Development Program (2014-15 and 2015-16) and two seasons as a Graduate Assistant with Castleton State College (2009-10 and 2010-11) ... Played professional hockey for parts of seven seasons in the ECHL and CHL, as well as leagues in France and Italy ... Played four seasons of collegiate hockey at Dartmouth College and served as the team's captain in his junior and senior year ... Has two children, Brenna and Calvin.

STEVE KONOWALCHUK

AMATEUR SCOUT

Begins his first season with the Rangers as an Amateur Scout ... In his role, is primarily responsible for scouting amateur players in the Western Hockey League (WHL) ... Joins the Rangers organization after serving as an Assistant Coach with the Anaheim Ducks during the 2017-18 season ... Served as the Head Coach of the Seattle Thunderbirds in the WHL for six seasons (2011-12 – 2016-17); won the WHL Championship and advanced to the Memorial Cup in 2016-17 ... Began his coaching career as an Assistant Coach with the Colorado Avalanche for two seasons (2009-10 and 2010-11) after working with Colorado's player development department in 2007-08 ... Skated in 790 career NHL games over parts of 14 seasons with Washington and Colorado, registering 171 goals and 225 assists for 396 points ... A native of Salt Lake City, Utah, he became the first player born in Utah to play in the NHL ... Represented the United States in several international tournaments and helped Team USA win the 1996 World Cup of Hockey ... Married: wife, Leah; son, Cole; daughter, Cara.

SCOUTING STAFF

PETER STEPHAN

AMATEUR SCOUT

Begins his 17th full season with the Rangers and eighth consecutive season as an Amateur Scout ... Responsible for scouting the Ontario Hockey League (OHL), along with other North American junior leagues ... Previously served six seasons as a Professional Scout with the Rangers after spending three seasons as Vice President of Hockey Administration and Scouting ... Began his tenure in New York as an Amateur Scout for the organization in 2001-02 ... Prior to joining the Rangers, spent three years with the Edmonton Oilers as Director of Hockey Administration/ Legal Counsel from 1998-2000, handling all legal matters relating to the hockey club, including player contracts, Collective Bargaining Agreement issues, arbitration hearings and general operational contracts ... Married: wife, Debbie; son, Kyle; daughters, Kendall and Kara.

STEVE EMINGER

PROFESSIONAL SCOUT

Begins his second season as a Professional Scout with the Rangers after rejoining the organization on June 14, 2017 ... Rejoined the Rangers organization after playing 14 seasons of professional hockey, including parts of 10 seasons in the NHL (2002-03 – 2012-13) ... Is responsible for covering professional games in the NHL, as well as minor league games at the professional level throughout the United States and Canada ... Skated in 488 career NHL games with the Rangers, Washington Capitals, Philadelphia Flyers, Tampa Bay Lightning, Florida Panthers, and Anaheim Ducks, registering 19 goals and 80 assists for 99 points ... Played in 142 games with the Rangers over three seasons (2010-11 – 2012-13), recording 14 points (four goals, 10 assists) and a plus-four rating ... Helped the Rangers advance to the playoffs in every season during his tenure in New York and finish in first place in the Atlantic Division and the Eastern Conference during the 2011-12 season ... Won the Calder Cup in his final season of professional hockey in 2015-16 with Lake Erie of the American Hockey League ... Married – wife, Lindsay; sons, Cole and Hudson.

RICK KEHOE

PROFESSIONAL SCOUT

Begins his 13th season as a Professional Scout with the Rangers ... Joined the Rangers after spending the previous 32 years with the Pittsburgh Penguins organization as a player, Assistant Coach, Head Coach, and Professional Scout ... In his two seasons as Head Coach for the Penguins (2001-02 – 2002-03), Kehoe compiled a 55-81-14-10 record ... Was an Assistant Coach for the Penguins on their 1991 and 1992 Stanley Cup Champion teams ... A veteran of 14 NHL seasons, Kehoe appeared in 906 games with the Toronto Maple Leafs and Penguins, registering 371 goals and 396 assists for 767 points ... Won the Lady Byng Trophy for sportsmanship in 1980-81 and was selected to play in the NHL All-Star Game in 1981 and 1983 before retiring in 1985 ... Ranks fifth on the Penguins' all-time points list (636) ... A native of Windsor, Ontario, Kehoe is a charter member of the Penguins Hall of Fame, a member of the Western Pennsylvania Sports Hall of Fame, and a member of the Windsor/Essex County Sports Hall of Fame ... Married: wife, Peg; daughter, Karrie.

GILLES LEGER

PROFESSIONAL SCOUT

Begins his 19th season as a Professional Scout with the Rangers ... Responsible for covering select teams in the NHL and minor leagues in the United States and Canada ... Joined the Rangers staff after serving three years as a Professional Scout with the Edmonton Oilers (1997-2000), as well as President of Gilles Leger Consultants, Inc., a private sports consulting organization ... Played an integral role in trades the Oilers made to acquire players such as Bill Guerin, Roman Hamrlik, and Janne Niinimaa ... Held various positions within the Quebec Nordiques organization from 1979 to 1995 ... In addition to his extensive NHL experience, Gilles held various management positions with the WHA's Birmingham Bulls and Toronto Toros ... Married: wife, Bess; daughter, Kim; son, Michael.

JUSTIN SATHER

PROFESSIONAL SCOUT

Begins his eighth season with the Rangers as a Professional Scout ... Is responsible for covering select teams in the NHL and minor leagues in the United States and Canada ... Resides in Calgary, Alberta with his wife, Abbey, and his two children, Vienna and Jake.

JIM RAMSAY

HEAD ATHLETIC TRAINER AND DIRECTOR OF SPORTS MEDICINE

Begins his 25th season with the Rangers and his third as the team's Head Athletic Trainer and Director of Sports Medicine ... Served as the Rangers' Head Athletic Trainer for 22 seasons prior to adding the role of Director of Sports Medicine ... Spent five seasons with the Winnipeg Jets prior to joining the Rangers ... Served as the Head Athletic Trainer for the gold medal-winning Team Canada at the 2014 Winter Olympics, the 2010 Winter Olympics, and the 2002 Winter Olympics, as well as the 2006 Winter Olympics ... Was the Athletic Trainer for the Canadian Team that won the 2004 World Cup ... Was a part of the training staff for the Canadian team that won silver at the 2005 World Championship in Austria and served as part of the training staff for the Western Conference team at the 1994 NHL All-Star Game held at Madison Square Garden ... Graduated with honors in Athletic Therapy from the University of Manitoba, and earned his Master's of Science from California University of Pennsylvania ... Married: wife, Anita; sons, Mason and Chase; daughter, Sloane.

SEAN MURDOCH

ASSISTANT ATHLETIC TRAINER

Begins his fourth season with the Rangers as the team's Assistant Athletic Trainer ... Previously spent three seasons with the Dubuque Fighting Saints of the United States Hockey League (USHL) as the team's Athletic Trainer (2013-2015) ... Also served as a Graduate Assistant, Athletic Trainer, with the University of Minnesota's Baseball Team from 2011-2013 ... Graduated from Michigan State University in 2011 with a Bachelor of Science degree in Athletic Training, and received a Master of Education degree in Applied Kinesiology-Exercise Science from the University of Minnesota in 2013 ... Is a native of West Michigan and resides in New York City.

ANGEL SEGARRA

MASSAGE THERAPIST

Begins his first season with the Rangers as the team's Massage Therapist ... Prior to joining the Rangers, spent one season as the Massage Therapist for the Brooklyn Nets of the NBA ... Is the co-founder of ELEVATE NYC, where he has specialized in developing corporate wellness programs for his clients ... Became a licensed massage therapist in 2007 after attending the prestigious Swedish Institute College of Health Science ... Has been a licensed practical nurse for the last three years ... Is a native New Yorker.

REG GRANT

STRENGTH AND CONDITIONING COACH

Begins his 17th season with the Rangers as Strength and Conditioning Coach ... Responsible for the off-ice conditioning of the hockey club, coordinating his efforts with Head Athletic Trainer and Director of Sports Medicine Jim Ramsay ... Joined the Rangers after being the Head Strength and Conditioning Coach and Assistant Athletic Therapist at Concordia University in Montreal ... Has been a member of the Certification Committee for the Canadian Athletic Therapists Association since 1998 ... Is a member of National Strength and Conditioning Association ... Co-developed The Hockey Conference in 1999 and 2000, a three-day conference on specific conditioning for hockey with delegates from the United States, Canada, and Europe ... Married: wife, Natalie; daughters, Ellison, Ava, and McKenna.

PETE DRAOVITCH

ASSISTANT STRENGTH AND CONDITIONING COACH

Begins his fifth season with the Rangers as Assistant Strength and Conditioning Coach ... Responsible for providing assistance to Strength and Conditioning Coach Reg Grant regarding strength and conditioning program development and execution ... Also assists Head Athletic Trainer and Director of Sports Medicine Jim Ramsay with rehab programs for injured players when the Rangers are on the road ... In addition to his work with the Rangers, he works as a Clinical Supervisor in the Sports Rehabilitation Department at Hospital for Special Surgery ... Has worked with athletes from the NHL, NFL, NBA, MLB, and the PGA Tour ... Earned his Athletic Training Degree from the University of Delaware and earned his Master's Degree in Physical Therapy at the University of Miami ... Married: wife, Debra; daughter, Victoria Morgan.

ADAM VIRGILE



PERFORMANCE ANALYST

Begins his sixth season with the Rangers and his fourth season as the team's Performance Analyst ... Had previously served as the team's Assistant Strength and Conditioning Coach ... Responsible for managing the collection, analysis, visualization, and interpretation of physiology and ice hockey performance-related data ... Joined the Rangers in September 2013 after graduating from the University of Vermont with a BSc in Exercise and Movement Science (with a minor in Nutrition and Food Sciences) ... Is a Certified Strength and Conditioning Specialist (CSCS) by the National Strength and Conditioning Association (NSCA) ... At the University of Vermont, Virgile worked with the Athletic Performance Department and trained various NCAA Division I teams, including Men's Basketball, Women's Ice Hockey, and Men's and Women's Soccer ... Resides in Dobbs Ferry, New York.

BEN PRENTISS

STRENGTH AND CONDITIONING CONSULTANT

Begins his second season as the Rangers Strength and Conditioning Consultant ... In his role, he helps develop and execute training programs for Rangers players and prospects, both on the ice and off the ice ... Is the founder of Prentiss Hockey Performance (PHP), and he has worked with professional and Olympic hockey players for two decades ... Has trained several of the NHL's top current and former players since he opened PHP, including Martin St. Louis, Brad Richards, and Chris Kreider ... Is among a select group of trainers who have earned "Level 5 certification", as he has trained a medalist at the international level ... Has also served as the Director of Hockey Performance for Boston University's hockey program ... Married: wife, Ashley.

DANIEL HEDIN

STRENGTH AND CONDITIONING CONSULTANT - EUROPE

Begins his 19th season as the Rangers Strength and Conditioning Consultant – Europe ... Works closely with Rangers Strength and Conditioning Coach Reg Grant to develop comprehensive training methods and regimens for all Rangers players ... Specifically focuses on monitoring the progress and work habits of Rangers prospects playing in Europe ... Joined the Rangers after working as a personal trainer for eight years ... Is a licensed Personal Trainer working in Sweden and Monaco ... Is certified by the Scandinavian Academy of Fitness Education ... Developed the personal training manual for S.A.T.S. in Stockholm, Sweden ... Strength and Conditioning trainer for ATP Tennis players in Monaco.

ACACIO MARQUES

EQUIPMENT MANAGER

Begins his 19th season as Equipment Manager ... Spent four seasons as an Assistant Equipment Manager for the Rangers before being promoted to Equipment Manager ... Oversees all equipment ordering, inventory, and repair issues, along with general operational matters at the Rangers practice facility ... Joined the team in 1997 after assisting the club on a part-time basis since 1993 ... A native of New York, Marques received a Bachelors degree of Business Administration from Iona College in 1990 ... Prior to working with the Rangers, Marques operated a pro shop in Rye, NY ... Hobbies include boating and golf ... Resides in Harrison, NY ... Married: wife, Vera; son, Nicholas; daughter, Natalie.

BILLY SOUTHARD

ASSISTANT EQUIPMENT MANAGER

Begins his fifth season as the team's Assistant Equipment Manager ... In his role, Southard works with Equipment Manager Acacio Marques and helps in handling of all team equipment matters ... Prior to starting his current role, served as the Rangers' Special Assistant to the Equipment Manager for 12 years ... Worked with the New York Police Department as a detective in Bronx Narcotics before joining the Rangers ... Played and coached for the NYPD Hockey Team for 28 years ... Married: wife, Eileen; daughters, Allie and Emma.

MEDICAL STAFF

DR. LISA CALLAHAN

CHIEF MEDICAL OFFICER
& SENIOR VICE PRESIDENT OF PLAYER CARE

Begins her fifth season with the Rangers as the Chief Medical Officer & Senior Vice President of Player Care, MSG Sports after being promoted to the post in July 2014 ... Oversees the medical staffs of the Rangers and the team's AHL affiliate, the Hartford Wolf Pack, as well as the NBA's New York Knicks and the NBA Development League's Westchester Knicks ... Served as Team Physician for USA Basketball Men's and Women's Olympic gold medal-winning teams at the 2016 Summer Olympics ... Has been named one of the city's Best Doctors in New York magazine's annual Best Doctors issue ... Has also appeared on Castle Connelly's list of the Best Sports Doctors in the metropolitan area and Who's Who in American Medicine ... Named NBA Team Physician of the Year in Spring of 2014 ... Founding director of the Primary Care Sports Medicine Fellowship Program at the Hospital for Special Surgery ... Has previously served as a team physician for the NFL's New York Giants, the WUSA's New York Power, and at Stanford University and San Jose State University ... Also serves as associate professor of clinical medicine at the Weill Medical College of Cornell University ... Has completed two terms on the board of directors of the American Medical Society for Sports Medicine ... Married: husband, Mark.

DR. BRYAN KELLY

HEAD TEAM PHYSICIAN

Begins his fifth season with the Rangers as Head Team Physician ... Has a faculty appointment at Weill Cornell Medical College and medical staff appointments at Hospital for Special Surgery and NewYork-Presbyterian Hospital ... Has served as the Associate Team Physician for the New York Giants for the last 15 years ... Works with the MLS' New York Red Bulls and several collegiate teams in the tri-state area ... Received his medical degree from Duke University Medical School ... Completed a two-year fellowship at Hospital for Special Surgery, specializing in Sports Medicine and Shoulder Surgery, as well as a fellowship in Hip Sports Injuries and Arthroscopy at the University of Pittsburgh Medical Center, Center for Sports Medicine ... Has received numerous awards, including the Excellence in Research Award from the American Orthopaedic Society for Sports Medicine in 2011 ... Married: wife, Lois; sons, Conor, Jack, and Bryan; daughter, Emma.

DR. RYAN LINGOR



TEAM PHYSICIAN

Begins his second season with the Rangers as Team Physician ... Serves as an Attending Physician and the Medical Director at the Same Day Sports Clinic at Hospital for Special Surgery ... Is also a faculty member of the Weill Cornell Medical College ... Served as a Consultant and Assistant Team Physician with the New York Jets for four years before joining the Rangers' medical staff ... Also served as the Head Athletic Trainer for the Hamburg Sea Devils of NFL Europe in 2006, and completed athletic training internships with the Miami Dolphins and New England Patriots ... Earned his medical degree from the Loyola University Chicago Stritch School of Medicine and completed a Sports Medicine Fellowship at the University of Notre Dame ... Started playing hockey at four years old with his brother in South Dakota.

ERIKA WHITMAN

TEAMS SPORTS DIETITIAN

Begins her fourth season with the Rangers as Teams Sports Dietitian ... Prior to joining the Rangers, served as a performance dietitian for the Department of Defense in the National Capital region ... Served as the Director of Sports Nutrition at the University of Notre Dame for six years ... Prior to joining the University of Notre Dame, worked in sports nutrition at the University of Florida and Pennsylvania State University ... Received her degree in dietetics from the University of Delaware and completed her internship at the Mayo Clinic in Jacksonville, Florida.

TEAM DENTISTS

DR. DONALD SALOMON

Begins his 34th season with the Rangers as Team Dentist ... Earned a Doctorate in Medical Dentistry from the University of Pennsylvania ... Completed post-graduate studies at the Pankey Institute and at the Institute of Advanced Dental Studies ... Has given a range of lectures on cosmetic dentistry ... A member of the American Dental Association, Ninth District Dental Society, and Scarsdale Dental Society ... Married: wife, Fran; daughters, Taylor and Morgan.

DR. JOSEPH V. ESPOSITO

Begins his 17th season with the Rangers as Assistant Team Dentist ... Earned a Doctorate of Dental Surgery from New York University College of Dentistry ... Completed post-graduate studies with The Seattle Institute for Advanced Dental Education ... Has served as President of the Scarsdale Dental Society ... A member of the Academy of Sports Team Dentists, American Dental Association, Ninth District Dental Society, Academy of Cosmetic Dentistry, and the Academy of General Dentistry ... Lives in Garden City, New York ... Married: wife, Jeannie; son, Joseph; daughter, Kate.

ROD GILBERT

Director, Special Projects and Community Relations Representative | One of the all-time greats in franchise history, Rod Gilbert is now in his 30th season with the Rangers in an off-ice role, currently serving as Director, Special Projects and Community Relations Representative. Gilbert rejoined the club on August 1, 1989 to administer the growth and development of the New York Rangers Alumni Association, as well as assist in many areas of community and sponsor relations. He also serves as a goodwill ambassador for Madison Square Garden and lends his support to the Garden of Dreams Foundation through appearances, media interviews, and visiting with children from Garden of Dreams' charity partners during special games at the Garden.

An integral part of the New York sports scene for years, Gilbert has made countless appearances on behalf of the team in order to help raise funds and generate awareness for various charitable groups throughout the Tri-State area.

Born on July 1, 1941, Gilbert won the hearts of New York fans while becoming an NHL legend over parts of 18 seasons, all as a Ranger, from 1960-61 to 1977-78. During his career, Gilbert established or matched 20 team scoring records, and at the time of his retirement in 1977, he was second only to Gordie Howe in points by a right winger in NHL history. He was inducted into the Hockey Hall of Fame in 1982.

The Montreal, Quebec native finished his NHL career with 406 goals and 615 assists for 1,021 points in 1,065 games, along with 34 goals and 33 assists in 79 playoff matches. He ranks first on the Rangers' all-time goals and points lists, and he is the only Blueshirt to tally at least 400 career goals or at least 1,000 career points.

Playing with Jean Ratelle and Vic Hadfield on the 'GAG Line' (goal-a-game), Gilbert established career-highs with 43 goals and 97 points and earned First Team All-Star honors in 1971-72. Over the course of his career, he appeared in eight NHL All-Star Games and was voted a Second Team All-Star in 1967-68.

In 1976, Gilbert received the Bill Masterton Trophy, which is awarded annually to the NHL player who "best exemplifies the qualities of perseverance, sportsmanship and dedication to hockey." The award was a fitting tribute to the courage and spirit of Gilbert, recognizing the hard work and determination that helped him overcome major back surgery early in his career, including two follow-up spinal fusion operations, to establish himself as one of hockey's all-time greats.

In September 2007, the National Hockey League Alumni Association honored Gilbert with the 2007 Man of the Year Award.

Gilbert is immortalized in New York hockey history, as his No. 7 jersey was raised to the Garden rafters on October 14, 1979. He and his wife, Judy, reside in Manhattan and serve on the board of the Ronald McDonald House.

ADAM GRAVES

Hockey and Business Operations | One of the most popular players in franchise history, Adam Graves returned to the Rangers organization on July 19, 2005 in a dual role that uses his myriad of abilities in both the on-ice and off-ice areas of the organization. In this capacity, Graves works with the club's hockey personnel to advance the development of key Rangers prospects, while also assisting in the development and execution of the organization's many community outreach programs, as well as marketing and sponsorship initiatives.

Graves plays an integral role in strengthening the bond between the team and its fans while developing future Blueshirt loyalists. He is involved in a variety of youth hockey and season subscription events, and he is instrumental in supporting the efforts of the Garden of Dreams Foundation through appearances, media interviews, and participation in the fulfillment of fundraising auction experiences.

With a keen eye for talent, Graves has become an essential member of the hockey operations department. His ability to lend support and direction, both on and off the ice, has benefited many key prospects within the Rangers system. He is also involved in free agency signings and the NHL Draft with the Rangers, as well as the development of players with the Hartford Wolf Pack.

Extremely active in the community both during and after his playing career, Graves was recognized by the NHL when he received the King Clancy Memorial Trophy in 1994. The award is presented annually to the NHL player who "best exemplifies leadership qualities on and off the ice and has made a noteworthy humanitarian contribution in his community." In 2000, he was honored with the NHL Player Foundation Award, recognizing the NHL player who "applies the core values of hockey - commitment, perseverance, and teamwork - to enrich the lives of people in his community." Graves also received the Bill Masterton Trophy in 2001, an award given annually by the Professional Hockey Writers Association (PHWA) to the NHL player who "best exemplifies the qualities of perseverance, sportsmanship and dedication to hockey."

During his 10-year playing career with the Rangers, Graves worked tirelessly in the greater metropolitan area with various charitable organizations, including Family Dynamics, Toys for Tots, Muscular Dystrophy Association, Dime Hometown Heroes, and Big Brothers/Big Sisters. As a result of his extensive civic efforts, Graves was also recognized with honors from countless organizations and publications, including USA Weekend's "Most Caring Athlete" Award, Sports Illustrated for Kids' "Good Sport" Award, and 'The Sporting News' "Good Guy" Award.

As a Ranger, Graves registered 280 goals and 227 assists for 507 points in 772 games. He ranks third on the Rangers' all-time goals list, and he ranks 10th on the franchise's all-time points list. He established a Rangers single-season record for most goals scored with 52 during the 1993-94 campaign, breaking Vic Hadfield's 22-year old club record of 50. His record stood for 12 years until Jaromir Jagr scored 54 goals in 2005-06. A two-time Stanley Cup champion, capturing titles with the Edmonton Oilers in 1989-90 and the Rangers in 1993-94, Graves represented the Blueshirts at the 1994 NHL All-Star Game and was selected as an NHL Second Team All-Star in 1993-94.

In addition, Graves received numerous Rangers team awards during his career, including: Most Valuable Player (92-93, 93-94); Player's Player Award (91-92, 92-93, 94-95, 98-99); Ceil Saidel Memorial Award (94-95, 95-96, 96-97, 97-98, 98-99, 99-00, 00-01); Steven McDonald Extra Effort Award (91-92, 92-93, 93-94, 98-99, 99-00); John Halligan Good Guy Award (92-93); Frank Boucher Trophy (93-94); and Crumb Bum Award (1993).

A native of Toronto, Ontario, Graves signed with New York as a free agent on September 3, 1991. He was originally drafted by the Detroit Red Wings in the second round, 22nd overall, of the 1986 NHL Entry Draft. Over his 16-year NHL career, the left winger played in 1,152 career games with the Red Wings, Oilers, Rangers, and San Jose Sharks, registering 329 goals and 287 assists for 616 points.

Graves joined a select group of New York hockey immortals when his No. 9 jersey was raised to the Garden rafters on February 3, 2009. He and his wife, Violet, have three children: daughters, Madison and Montana, and son, Logan.

RANGERS STAFF

EXECUTIVE MANAGEMENT

JORDAN SOLOMON
Executive Vice President,
MSG Sports

EXECUTIVE MANAGEMENT

JAMAAL LESANE
Senior Vice President,
Legal & Business Affairs,
Team & Sports Operations

EXECUTIVE MANAGEMENT

JOHN MASTER
Senior Vice President,
Legal & Business Affairs,
Sports Operations

EXECUTIVE MANAGEMENT

JEANINE McGRORY
Senior Vice President,
Finance

EXECUTIVE MANAGEMENT

MARK PIAZZA
Senior Vice President,
Sports Team Operations

EXECUTIVE MANAGEMENT

MARC SCHOENFELD
Deputy General Counsel
& Senior Vice President,
Legal and Business Affairs,
Team Operations

HOCKEY CLUB PERSONNEL

ALEX CASE
Director,
MSG Training Center Operations

HOCKEY CLUB PERSONNEL

TIM WEBB
Special Assistant to the
Equipment Staff

SPORTS TEAM OPERATIONS

JASON VOGEL
Vice President,
Sports Team Operations



SPORTS TEAM OPERATIONS

BRIAN WENDTH
Director,
Sports Team Operations

SPORTS TEAM OPERATIONS

SHARON TOLEDO
Director,
MSG Sports Travel

SPORTS TEAM OPERATIONS

CAROLINE NOTARO
Manager,
Sports Team Operations

SPORTS TEAM OPERATIONS

MARY CLARE CONDON
Coordinator,
Sports Team Operations



HOCKEY OPERATIONS

VICTOR SALJANIN
Director,
Scouting Information

HOCKEY OPERATIONS

KATIE CONDON
Director,
Hockey Administration

PUBLIC RELATIONS

RYAN NISSAN
Director,
Public Relations

PUBLIC RELATIONS

LINDSAY HAYES
Manager,
Public Relations



PUBLIC RELATIONS

MICHAEL RAPPAPORT
Coordinator,
Public Relations

MARKETING

JEANIE BAUMGARTNER
Vice President,
Marketing Strategy

MARKETING

GREER O'KEEFE
Manager,
Marketing

MARKETING

ROBERT WINSTON
Coordinator,
Marketing

MARKETING

JOANECY KAGALINGAN
Senior Design Director

DIGITAL

ADAM SKOLLAR
Director,
Digital

DIGITAL

LISA HAYWARD
Manager,
Website Production & Analytics

DIGITAL

NICK HOMLER
Digital Producer/Editor



EVENT PRESENTATION

GREG KWIZAK
Vice President,
Event Presentation

EVENT PRESENTATION

RAY CASTOLDI
Music Director,
Event Presentation

EVENT PRESENTATION

JUSTIN CASSERLY
Director,
Event Presentation

EVENT PRESENTATION

CORY GERSHON
Manager,
Video Production

EVENT PRESENTATION

AMANDA LIBROT
Senior Coordinator,
Event Presentation

FAN DEVELOPMENT & COMMUNITY RELATIONS

RICK NADEAU
Vice President,
MSG Sports Youth Programs,
& Rangers Community and
Alumni Relations

FAN DEVELOPMENT & COMMUNITY RELATIONS

DAVID MARTELLA
Director,
Community Programs

FAN DEVELOPMENT & COMMUNITY RELATIONS

MIKE FASULO
Director,
Youth Programs

FAN DEVELOPMENT & COMMUNITY RELATIONS

FELICIA GANTHIER
Manager,
Business Operations

FAN DEVELOPMENT & COMMUNITY RELATIONS

MADDIE PEAKE
Senior Coordinator,
Fan Development and Engagement

FAN DEVELOPMENT & COMMUNITY RELATIONS

MICHAEL ALI
Coordinator,
Alumni Relations

FAN DEVELOPMENT & COMMUNITY RELATIONS

STEPHEN ARUILIO
Coordinator,
Youth & Community Programs

THE PLAYERS

PAVEL BUCHNEVICH

89

RIGHT WING

HEIGHT **6'3"** WEIGHT **196** SHOOTS **LEFT** BORN **APR 17, 1995** BIRTHPLACE **CHEREPOVETS, RUSSIA**

CAREER HIGHLIGHTS: 2017-18: Established career-highs in several categories, including games played (74), goals (14), assists (29), and points (43) ... Tied for the team lead in game-winning goals (four), ranked second in assists, primary assists (18), and power play assists (12), tied for second in power play points (17), ranked fourth in points, tied for fourth in even strength assists (17), and ranked fifth in power play goals (five) ... Ranked second on the Rangers (min. 25 games played) in P/60 (2.32) and A/60 (1.57) ... Recorded 31 points (nine goals, 22 assists) at MSG; led the Rangers in assists and points at home ... Tallied an assist while skating in a single-game career-high 19:20 of ice time on Oct. 10 vs. STL ... Tied a career-high with a four-game point streak from Oct. 23 vs. SJS to Oct. 31 vs. VGK (four goals, two assists) ... Posted his first career multi-goal game in the NHL by registering two goals and established a single-game career-high with a plus-three rating on Oct. 26 vs. ARI ... Tied a career-high with a four-game point streak from Nov. 6 vs. CBJ to Nov. 15 at CHI (three goals, three assists), and posted a three-game goal streak from Nov. 6 vs. CBJ to Nov. 11 vs. EDM ... Tallied two points (one goal, one assist), both on the power play in the third period, and registered his first career NHL game-winning goal on Nov. 6 vs. CBJ ... Tied a single-game career-high with three points (one goal, two assists) on Nov. 28 vs. FLA ... Recorded the game-winning goal on Dec. 5 at PIT ... Recorded a point in five games over a six-game span from Jan. 16 vs. PHI to Jan. 25 at SJS (two goals, four assists) ... Posted a three-game point streak from Jan. 16 vs. PHI to Jan. 20 at COL (two goals, two assists over the span) ... Tallied two points (one goal, one assist), including the game-winning goal, and tied a single-game career-high with a plus-three rating on Jan. 18 vs. BUF ... Recorded a power play goal, which was his 30th point of the season, and tied for the team-high with three shots on goal in 17:09 of ice time on Jan. 20 at COL; became the ninth player of Russian nationality to register at least 30 points in a season with the Rangers in franchise history ... Tallied the game-winning goal and posted a plus-one rating on Mar. 2 at CGY ... Skated in his 100th career NHL game on Mar. 6 vs. WPG ... Posted a four-game assist/point streak from Mar. 12 vs. CAR to Mar. 20 vs. CBJ (six assists over the span); the four-game assist streak was a career-high and the four-game point streak was tied for his career-high ... Established a single-game career-high with three assists and tied a single-game career-high with three points on Mar. 12 vs. CAR ... Registered his 40th point of the season on Mar. 14 vs. PIT; became the sixth player of Russian nationality to record at least 40 points in a season with the Rangers in franchise history (Kovalev, Nemchinov, Zubov, Anisimov, and Zherdev). **2016-17:** Ranked eighth among NHL rookies (min. 20 games played) in P/60 (2.21) and tied for ninth in A/60 (1.32) ... Registered his first career NHL assist/point and recorded three shots on goal while making his NHL debut on Oct. 13 vs. NYI ... Tallied a point in eight consecutive games in which he played from Nov. 5 at BOS to Jan. 19 at TOR (missed 26 games due to injury from Nov. 13 – Jan. 4) ... Posted a four-game goal/point streak from Nov. 5 at BOS to Nov. 12 at CGY (four goals, two assists over the span); became the first Rangers rookie to post a four-game goal streak since Derek Stepan in 2010-11 ... Registered his first career NHL goal, which was a power play goal, and led the Rangers with five shots on goal on Nov. 5 at BOS ... Posted his first multi-assist/point game in the NHL on Nov. 8 vs. VAN, tallying three points (one goal, two assists) in the contest ... Posted a four-game point streak from Jan. 13 vs. TOR to Jan. 19 at TOR (two goals, four assists), including a three-game assist streak from Jan. 13 vs. TOR to Jan. 17 vs. DAL ... Tallied three points (one goal, two assists) on Jan. 17 vs. DAL; became the first Ranger to register at least 13 points in his first 13 career NHL games since Don Maloney (Feb. 14 – Mar. 10, 1979) ... Notched an assist on Feb. 7 vs. ANA ... Posted a plus-two rating on Feb. 11 vs. COL ... Tallied the first goal of the game and posted a plus-one rating on Mar. 2 at BOS ... Recorded an empty-net goal and posted a plus-one rating in 14:53 of ice time on Mar. 7 at FLA ... Notched an assist, tied for the game-high with

69
BAUER
RANGE
BAUER
BAUER
SUPREME
HL.COM

four shots on goal, and posted a plus-one rating in 13:27 of ice time on Mar. 12 at DET ... Tallied an assist and posted a plus-one rating in five playoff contests ... Registered three shots on goal while making his NHL playoff debut in Game 4 of the First Round vs. MTL on Apr. 18 ... Notched a power play assist, which was his first career NHL playoff assist/point, in Game 1 of the Second Round at OTT on Apr. 27.

AHL CAREER: 2016-17: Registered five points (three goals, two assists), 10 shots on goal, and a plus-two rating in four games with Hartford ... Tallied his first career AHL goal/point while making his AHL debut on Jan. 6 vs. Lehigh Valley ... Notched an assist and posted a plus-two rating on Jan. 11 at Rochester ... Registered three points (two goals, one assist), including the game-winning goal in overtime, and recorded five shots on goal on Mar. 1 vs. Springfield.

EUROPEAN CAREER: 2015-16: Established KHL career-highs in games played (58), goals (16), assists (21), points (37), game-winning goals (three), power play goals (four), and average ice time (16:10) ... Ranked third in assists, ranked fourth in points, and tied for seventh in goals among KHL players younger than 24 years old ... Notched three points (one goal, two assists) in the playoffs. **2014-15:** Established KHL career-highs in even strength goals (13) and plus/minus rating (plus-eight) ... Tallied 30 points (13 goals, 17 assists) in 48 KHL games; recorded the second-most assists, the third-most points, and tied for the third-most goals in one season by a KHL player 20 years old or younger in league history ... Tied for second in game-winning goals (two) and even strength goals (13), ranked third in goals, assists, points, and shots on goal (113), and ranked fifth in plus/minus rating ... Selected as KHL Player of the Week for the week ending on Sept. 21, as he posted three consecutive multi-point games during the week (four goals, two assists) ... Registered 20 points (eight goals, 12 assists) in 11 playoff games with Almaz in the Russian Junior League (MHL) ... Tied for the MHL lead in game-winning goals (three), tied for second in assists and points, and tied for third in goals in the playoffs. **2013-14:** Registered 18 points (seven goals, 11 assists) in 40 games with Severstal ... Notched two points (one goal, one assist) in six games with Severstal at the Nadezhda Cup tournament ... Recorded two assists in two regular season games with Almaz (MHL) ... Tallied nine points (four goals, five assists) in seven MHL playoff games; tied for third on Almaz in points during the playoffs. **2012-13:** Made his KHL debut on Sept. 6 against Ak Bars ... Tallied his first career KHL assist/point on Sept. 22 against Amur ... Registered his first career KHL goal on Feb. 17 against Neftekhimik ... Skated in six KHL playoff games ... Tallied 23 points (eight goals, 15 assists) in 24 MHL games with Almaz ... Recorded five points (one goal, four assists) in three MHL playoff contests. **2011-12:** Established MHL career-highs in games played (45), goals (15), assists (29), points (44), and plus/minus rating (plus-15) ... Led Almaz in assists and game-winning goals (six), tied for second in points and power play goals (seven), ranked third in shots on goal (148), and ranked fourth in goals ... Registered seven points (four goals, three assists) in 10 MHL playoff games.

INTERNATIONAL CAREER: 2018: Registered four points (one goal, three assists) and a plus-five rating in eight games while representing Russia at the 2018 IIHF World Championship ... Recorded three points (one goal, two assists) in five games during the Euro Hockey Tour (EHT). **2015:** Registered six points (one goal, five assists) in seven games while helping Russia earn a silver medal at the 2015 IIHF World Junior Championship ... Led Russia in assists and tied for the team lead in points in the tournament. **2014:** Recorded seven points (two goals, five assists) and posted a plus-three rating in seven games while helping Russia earn a bronze medal at the 2014 IIHF World Junior Championship ... Tied for the team lead in assists and tied for second on the team in points in the tournament. **2013:** Tallied 11 points (five goals, six assists) and posted a plus-four rating in seven games while representing Russia at the 2013 IIHF U18 World Championship ... Tied for first among all skaters in assists and tied for second among all skaters in goals and points in the tournament. **2012:** Registered two points (one goal, one assist) in four games at the 2012 Ivan Hlinka Memorial Tournament ... Recorded one assist in five games while helping Russia earn a gold medal at the 2012 World U17 Hockey Challenge.

BACKGROUND: Nickname is "Bootch" ... His hidden talent is the ability to sing ... If he wasn't playing hockey, he would try to be the manager of a big-name soccer team, preferably Real Madrid ... His greatest passion besides hockey is movies ... The person he would trade places with for a day is Lionel Messi ... His guilty pleasure is playing video games ... Single.

CAREER TRANSACTIONS: June 30, 2013 – Selected by the Rangers in the third round, 75th overall, of the 2013 NHL Entry Draft.

CAREER STATISTICS

			REGULAR SEASON					PLAYOFFS				
SEASON	TEAM	LEAGUE	GP	G	A	PTS	PIM	GP	G	A	PTS	PIM
2011-12	Almaz	MHL	45	15	29	44	55	10	4	3	7	4
	Russia	WHC-17	5	0	1	1	0	-	-	-	-	-
2012-13	Severstal	KHL	12	1	1	2	0	6	0	0	0	0
	Almaz	MHL	24	8	15	23	36	3	1	4	5	12
	Russia	WJ18	7	5	6	11	2	-	-	-	-	-
2013-14	Severstal	KHL	40	7	11	18	12	-	-	-	-	-
	Almaz	MHL	2	0	2	2	2	7	4	5	9	12
	Russia	WJC	7	2	5	7	18	-	-	-	-	-
2014-15	Severstal	KHL	48	13	17	30	16	-	-	-	-	-
	Almaz	MHL	-	-	-	-	-	11	8	12	20	32
	Russia	WJC	7	1	5	6	2	-	-	-	-	-
2015-16	Severstal	KHL	40	12	17	29	20	-	-	-	-	-
	SKA St. Petersburg	KHL	18	4	4	8	4	14	1	2	3	29
2016-17	**RANGERS**	**NHL**	**41**	**8**	**12**	**20**	**13**	**5**	**0**	**1**	**1**	**0**
	Hartford	AHL	4	3	2	5	0	-	-	-	-	-
2017-18	**RANGERS**	**NHL**	**74**	**14**	**29**	**43**	**20**	**-**	**-**	**-**	**-**	**-**
	Russia	WC	8	1	3	4	2	-	-	-	-	-
	NHL/NYR TOTALS		**115**	**22**	**41**	**63**	**33**	**5**	**0**	**1**	**1**	**0**

STATISTICAL BREAKDOWN

SEASON	PPG	SHG	GWG	+/-	S	S%	TF	F%	H	BS	MIN
2016-17	1	0	0	6	55	14.5	7	14.3	17	8	13:16
2017-18	5	0	4	-3	136	10.3	46	26.1	51	35	15:01
TOTALS	**6**	**0**	**4**	**3**	**191**	**11.5**	**53**	**24.5**	**68**	**43**	**14:23**

SCORING VS. NHL

TEAM	GP	G	A	PTS
ANA	4	0	2	2
ARI	2	2	0	2
BOS	4	3	1	4
BUF	4	1	1	2
CGY	3	2	0	2
CAR	6	0	4	4
CHI	2	0	2	2
COL	3	1	1	2
CBJ	6	1	2	3
DAL	2	1	3	4
DET	5	0	2	2
EDM	3	1	1	2
FLA	4	2	2	4
LAK	4	0	0	0
MIN	2	0	1	1
MTL	6	1	2	3
NSH	2	0	0	0
NJD	5	0	2	2
NYI	4	0	1	1
NYR	-	-	-	-
OTT	4	1	1	2
PHI	5	0	2	2
PIT	6	2	1	3
SJS	2	0	2	2
STL	4	0	2	2
TBL	6	0	1	1
TOR	5	1	2	3
VAN	3	1	2	3
VGK	1	1	1	2
WSH	6	0	0	0
WPG	2	1	0	1
TOTALS	**115**	**22**	**41**	**63**

CAREER HIGHLIGHTS

CAREER HIGHS (LAST TIME)	
GOALS	2, 10/26/17 vs. ARI
ASSISTS	3, 3/12/18 vs. CAR
POINTS	3 (4x), 3/12/18 vs. CAR (3A)
PIM	7, 3/30/18 vs. TBL
SHOTS	5 (3x), 11/11/17 vs. EDM
GOAL STREAK	4, 11/5/16 - 11/12/16 (4)
ASSIST STREAK	4, 3/12/18 - 3/20/18 (6)
POINT STREAK	4 (5x), 3/12/18 - 3/20/18 (6A)

NHL FIRSTS	
GAME	10/13/16 vs. NYI
GOAL	11/5/16 at BOS (Rask)
ASSIST	10/13/16 vs. NYI

CAREER SHOOTOUTS

GOALS	SHOTS	SHOT%	GDG
0	2	0.0	0

FREDRIK CLAESSON 33

DEFENSEMAN

HEIGHT **6'1"** WEIGHT **196** SHOOTS **LEFT** BORN **NOV 24, 1992** BIRTHPLACE **STOCKHOLM, SWEDEN**

CAREER HIGHLIGHTS: 2017-18: Established career-highs in games played (64), hits (158), and blocked shots (84) ... Ranked third on Ottawa in hits and ranked fifth in blocked shots ... Posted a plus-one rating while skating in a single-game career-high 26:51 of ice time on Oct. 10 at VAN ... Registered a goal and established a single-game career-high with five shots on goal on Nov. 10 at COL (game was played in Sweden as part of the 2017 SAP NHL Global Series) ... Notched an assist in two consecutive games on Feb. 19 at NSH and Feb. 21 at CHI ... Was credited with a single-game career-high six blocked shots and posted a plus-one rating on Mar. 2 at VGK ... Tallied an assist while skating in his 100th career NHL game on Mar. 12 at FLA ... Was credited with a single-game career-high nine hits on Mar. 16 vs. DAL. **2016-17:** Established career-highs in goals (three), assists (eight), points (11), and plus/minus rating (plus-five) ... Ranked third among Ottawa defensemen in points per game (0.33) ... Ranked ninth among NHL rookie defensemen (min. 10 games played) in points per game ... Posted a career-high three-game assist/point streak from Jan. 24 vs. WSH to Jan. 31 at FLA (four assists over the span) ... Established single-game career-highs with two assists and two points, and posted a plus-two rating on Jan. 24 vs. WSH ... Tied a career-high with a three-game point streak from Mar. 8 at DAL to Mar. 11 at COL (two goals, two assists) ... Tied a single-game career-high with two points (one goal, one assist) and registered his first career NHL goal on Mar. 8 at DAL ... Registered a goal and posted a plus-two rating on Apr. 3 at DET ... Tallied three assists and posted a plus-three rating in 14 playoff games while helping Ottawa advance to Game 7 of the Eastern Conference Final ... Made his Stanley Cup Playoff debut in Game 1 of the First Round vs. BOS on Apr. 12 ... Tallied his first career Stanley Cup Playoff assist/point in Game 2 of the Second Round vs. NYR on Apr. 29. **2015-16:** Registered two assists in 16 games with Ottawa ... Averaged 19:17 of ice time per game ... Made his NHL debut on Dec. 30 vs. NJD ... Tallied his first career NHL assist/point on Apr. 5 vs. PIT ... Notched an assist and established a single-game career-high with a plus-three rating in 25:27 of ice time on Apr. 9 at BOS.

AHL CAREER: 2016-17: Tallied one assist in nine games with Binghamton ... Notched an assist and posted a plus-two rating on Nov. 19 vs. Hartford. **2015-16:** Recorded 10 points (three goals, seven assists) in 55 games with Binghamton ... Registered the game-winning goal on Oct. 20 at St. John's ... Tallied an assist in two consecutive games on Nov. 11 vs. Lehigh Valley and Nov. 13 at Syracuse ... Registered two assists on Dec. 12 at Hershey. **2014-15:** Established AHL career-highs in games played (76) and goals (four) ... Was one of 24 AHL players – and the only player on Binghamton – who skated in all 76 games during the season ... Tallied two assists on Oct. 21 at St. John's ... Posted a three-game point streak from Dec. 6 vs. Adirondack to Dec. 12 vs. Lehigh Valley (two goals, two assists) ... Recorded the game-winning goal on Dec. 12 vs. Lehigh Valley ... Tallied two points (one goal, one assist) and posted a plus-two rating on Dec. 27 at Hershey ... Registered the game-winning goal on Apr. 15 vs. Utica. **2013-14:** Established AHL career-highs in assists (26), points (29), and plus/minus rating (plus-37) ... Tied for second in the AHL in plus/minus rating ... Led Binghamton in plus/minus rating, and ranked second among Binghamton defensemen in assists and points ... Tallied two assists and posted a plus-two rating on Nov. 15 vs. Adirondack ... Registered six points (two goals, four assists) in a seven-game span from Dec. 14 at Hershey to Jan. 3 vs. Manchester ... Posted a career-high six-game assist/point streak from Jan. 10 vs. Hershey to Jan. 24 vs. Albany (eight assists and a plus-nine rating over the span) ... Registered two points (one goal, one assist) and posted a plus-three rating on Mar. 16 at Rochester ... Skated in four playoff games. **2012-13:** Recorded 11 points (three goals, eight assists) and a plus-four rating in 70 games with Binghamton ... Established an AHL career-high in game-winning goals (two) ... Ranked third on Binghamton – and led team rookies – in games played ... Made his AHL

CCM
RANGERS
33
CCM
CCM

debut on Oct. 13 vs. Wilkes-Barre/Scranton ... Tallied his first career AHL assist/point while skating in his second career AHL game on Oct. 20 vs. Syracuse ... Posted a three-game assist/point streak from Nov. 10 vs. Norfolk to Nov. 17 vs. Rochester ... Registered his first career AHL goal and posted a plus-two rating on Mar. 2 at Toronto ... Recorded his first career AHL game-winning goal on Mar. 8 vs. Connecticut ... Notched two assists and posted a plus-two rating on Mar. 16 vs. Norfolk ... Registered the game-winning goal on Apr. 13 at Albany ... Recorded one assist and a plus-one rating in three playoff games ... Made his AHL playoff debut on Apr. 27 vs. Wilkes-Barre/Scranton ... Tallied his first career AHL playoff assist/point and posted a plus-two rating on May 2 at Wilkes-Barre/Scranton.

EUROPEAN CAREER: 2011-12: Established Swedish Elite League (SEL; now the Swedish Hockey League, SHL) career-highs in games played (47), assists (six), points (seven), and plus/minus rating (plus-seven) with Djurgardens ... Ranked second on Djurgardens – and led team defensemen – in plus/minus rating ... Tallied two points (one goal, one assist) in 10 games as part of Kvalserien SEL ... Skated in one game with Djurgardens' U20 team in SuperElit. **2010-11:** Split the season between Djurgardens in the SEL and Djurgardens' U20 team in SuperElit ... Tallied two goals and posted a plus-four rating in 35 SEL games with Djurgardens ... Notched one assist and posted a plus-three rating in seven SEL playoff games ... Recorded five points (two goals, three assists) in 18 SuperElit games ... Helped Djurgardens' U20 team earn a bronze medal in SuperElit; recorded one assist in five playoff contests. **2009-10:** Registered four assists in 22 games with Djurgardens' U20 team in SuperElit ... Tallied two points (one goal, one assist) in three games with Djurgardens' U18 team in U18 Allsvenskan ... Recorded three assists in five playoff games while helping Djurgardens' U18 team earn a silver medal. **2008-09:** Split the season between Djurgardens' U20 team in SuperElit and Djurgardens' U18 team ... Registered 17 points (nine goals, eight assists) in 28 games with Djurgardens' U18 team ... Skated in seven SuperElit contests. **2007-08:** Tallied three points (one goal, two assists) in 15 games with Hammarby's U18 team ... Skated in two games with Hammarby in Allsvenskan.

INTERNATIONAL CAREER: 2012: Skated in six games while helping Sweden win a gold medal at the 2012 IIHF World Junior Championship. **2010:** Recorded one assist and a plus-four rating while helping Sweden earn a silver medal at the 2010 IIHF U18 World Championship.

BACKGROUND: Was teammates with current Ranger Mika Zibanejad on several teams before joining the Rangers, including in the Djurgardens organization in Sweden, with Sweden's gold medal-winning World Junior Championship team in 2012, and in the Senators organization (NHL and Binghamton in the AHL) ... Says one of his hidden talents is the ability to lick his nose ... Enjoys playing golf ... Lists hip hop as his favorite music genre and enjoys listening to Drake ... Single.

CAREER TRANSACTIONS: June 25, 2011 – Selected by Ottawa in the fifth round, 126th overall, of the 2011 NHL Entry Draft. **July 1, 2018 –** Signed by the Rangers as a free agent.

CAREER STATISTICS

			REGULAR SEASON					PLAYOFFS				
SEASON	TEAM	LEAGUE	GP	G	A	PTS	PIM	GP	G	A	PTS	PIM
2007-08	Hammarby	Allsvenskan	2	0	0	0	2	-	-	-	-	-
	Hammarby U18	SWE-U18	15	1	2	3	29	-	-	-	-	-
2008-09	Djurgardens U20	SuperElit	7	0	0	0	0	-	-	-	-	-
	Djurgardens U18	SWE-U18	28	9	8	17	4	-	-	-	-	-
2009-10	Djurgardens U20	SuperElit	22	0	4	4	18					
	Djurgardens U18	SWE-U18	3	1	1	2	0	5	0	3	3	6
	Sweden	WJC-18	6	0	1	1	0	-	-	-	-	-
2010-11	Djurgardens	SHL	35	2	0	2	6	7	0	1	1	0
	Djurgardens U20	SuperElit	18	2	3	5	6	5	0	1	1	0
2011-12	Djurgardens	SHL	47	1	6	7	8	-	-	-	-	-
	Djurgardens	Kvalserien	10	1	1	2	0	-	-	-	-	-
	Djurgardens U20	SuperElit	1	0	0	0	2	-	-	-	-	-
	Sweden	WJC	6	0	0	0	0	-	-	-	-	-
2012-13	Binghamton	AHL	70	3	8	11	51	3	0	1	1	2
2013-14	Binghamton	AHL	75	3	26	29	39	4	0	0	0	4
2014-15	Binghamton	AHL	76	4	15	19	42	-	-	-	-	-
2015-16	**Senators**	**NHL**	**16**	**0**	**2**	**2**	**2**	-	-	-	-	-
	Binghamton	AHL	55	3	7	10	50	-	-	-	-	-
2016-17	**Senators**	**NHL**	**33**	**3**	**8**	**11**	**4**	**14**	**0**	**3**	**3**	**4**
	Binghamton	AHL	9	0	1	1	2	-	-	-	-	-
2017-18	**Senators**	**NHL**	**64**	**1**	**6**	**7**	**35**	-	-	-	-	-
	NHL TOTALS		**113**	**4**	**16**	**20**	**41**	**14**	**0**	**3**	**3**	**4**

STATISTICAL BREAKDOWN

SEASON	PPG	SHG	GWG	+/-	S	S%	TF	F%	H	BS	MIN
2015-16	0	0	0	-6	15	0.0	0	0.0	33	30	19:17
2016-17	0	0	0	5	25	12.0	0	0.0	55	24	13:08
2017-18	0	0	0	-7	60	1.7	0	0.0	158	84	15:21
TOTALS	**0**	**0**	**0**	**-8**	**100**	**4.0**	**0**	**0.0**	**246**	**138**	**15:16**

SCORING VS. NHL

TEAM	GP	G	A	PTS
ANA	1	0	0	0
ARI	3	0	1	1
BOS	6	0	1	1
BUF	6	0	1	1
CGY	3	0	1	1
CAR	3	0	0	0
CHI	4	0	1	1
COL	3	2	0	2
CBJ	3	0	0	0
DAL	4	1	1	2
DET	6	1	0	1
EDM	2	0	0	0
FLA	7	0	2	2
LAK	3	0	0	0
MIN	5	0	0	0
MTL	4	0	0	0
NSH	3	0	1	1
NJD	5	0	1	1
NYI	6	0	0	0
NYR	3	0	0	0
OTT	0	0	0	0
PHI	5	0	1	1
PIT	3	0	1	1
SJS	1	0	0	0
STL	2	0	0	0
TBL	2	0	1	1
TOR	4	0	0	0
VAN	3	0	0	0
VGK	2	0	0	0
WSH	6	0	3	3
WPG	5	0	0	0
TOTALS	**113**	**4**	**16**	**20**

CAREER HIGHLIGHTS

CAREER HIGHS (LAST TIME)	
GOALS	1 (4x), 11/10/17 at COL
ASSISTS	2, 1/24/17 vs. WSH
POINTS	2 (2x), 3/8/17 at DAL (1G-1A)
PIM	25, 12/27/17 at BOS
SHOTS	5, 11/10/17 at COL
GOAL STREAK	N/A
ASSIST STREAK	3, 1/24/17 – 1/31/17 (4)
POINT STREAK	3 (2x), 3/8/17 – 3/11/17 (2G-2A)

NHL FIRSTS	
GAME	12/30/15 vs. NJD
GOAL	3/8/17 at DAL (Lehtonen)
ASSIST	4/5/16 vs. PIT

TONY DEANGELO 77

DEFENSEMAN

HEIGHT **5'11"** WEIGHT **180** SHOOTS **RIGHT** BORN **OCT 24, 1995** BIRTHPLACE **SEWELL, NJ**

CAREER HIGHLIGHTS: 2017-18: Tied for third among Rangers defensemen in power play assists (six) and power play points (six) ... Six of his eight assists were primary assists ... Recorded three shots on goal in 16:22 of ice time while making his Rangers debut on Oct. 5 vs. COL ... Tallied his first assist/point as a Ranger by recording a power play assist, and registered two shots on goal in 17:56 of ice time on Oct. 17 vs. PIT ... Tied for the game-high with four blocked shots, recorded a team-high four hits, and registered two shots on goal in 16:07 of ice time on Jan. 20 at COL ... Tallied an assist/point in two consecutive games on Jan. 21 at LAK and Jan. 23 at ANA (two assists) ... Registered a power play assist and tied for the team-high with two blocked shots in 19:17 of ice time on Jan. 21 at LAK ... Tallied an assist, recorded four shots on goal, and was credited with three hits in 16:25 of ice time on Jan. 23 at ANA ... Recorded five assists/points over an 11-game span from Feb. 9 vs. CGY to Mar. 2 at CGY; led Rangers defensemen in assists and points during the stretch ... Notched an assist and established a single-game career-high with five shots on goal in 21:13 of ice time on Feb. 13 at MIN ... Recorded three shots on goal while skating in a single-game career-high 25:53 of ice time on Mar. 10 at FLA. **2016-17:** Ranked second among NHL rookie defensemen in G/GP (0.13) and power play goals (two), tied for third in power play points (eight), ranked fifth in power play assists (six), and tied for fifth (min. 10 games played) in P/GP (0.36) ... Tied for third on Arizona in power play points and ranked fifth in power play assists ... Led Coyotes defensemen in G/60 (0.45) and P/60 (1.26), and ranked third among Arizona defensemen in A/60 (0.81) ... Registered his first career NHL goal/point and posted a plus-one rating in 20:35 of ice time while making his NHL debut on Nov. 8 at COL ... Tallied a point in six of his first eight career NHL games (two goals, four assists) and in nine of his first 15 NHL contests (three goals, six assists) ... Notched his first career NHL assist on Nov. 12 vs. BOS ... Posted a four-game point streak from Nov. 17 at VAN to Nov. 25 vs. EDM (one goal, three assists), including a three-game assist streak from Nov. 19 vs. SJS to Nov. 25 vs. EDM ... Posted his first career NHL multi-point game by recording two points (one goal, one assist), and tallied his first career NHL game-winning goal on Mar. 11 vs. NJD.

AHL CAREER: 2017-18: Ranked second among Hartford defensemen in points per game (0.45) and was tied for second among team defensemen in points (13) at the time he was recalled by the Rangers on Jan. 19 ... Tallied a power play assist on Oct. 28 at Lehigh Valley ... Posted a six-game point streak from Dec. 8 at Providence to Dec. 22 vs. Providence (two goals, six assists), including a three-game assist streak from Dec. 8 at Providence to Dec. 10 vs. Springfield (four assists) ... Recorded two points (one goal, one assist), including the game-winning goal in overtime, on Dec. 20 at Lehigh Valley. **2016-17:** Registered 16 points (three goals, 13 assists) in 25 games with Tucson ... Notched a point in 12 of 25 contests ... Posted a four-game assist/point streak from Oct. 22 at Bakersfield to Nov. 2 vs. Texas ... Tied a single-game AHL career-high with three points (one goal, two assists) and posted a plus-two rating on Nov. 5 vs. Ontario ... Registered two assists in his final AHL game of the season on Feb. 18 at San Diego. **2015-16:** Established AHL career-highs in games played (69), goals (six), assists (37), and points (43) ... Ranked third among AHL rookies in assists ... Ranked fourth among AHL defensemen in assists and ranked seventh among AHL defensemen in points ... Tied for seventh in the AHL – and tied for second among AHL defensemen – in power play assists (19) ... Led Syracuse in power play assists, ranked second in assists, ranked fourth in games played and shots on goal (151), and tied for fifth in points ... Tallied his first career AHL assist/point while making his AHL debut on Oct. 10 at Lehigh Valley ... Posted a four-game point streak from Oct. 25 at Rochester to Nov. 6 vs. Albany (three goals, two assists), including a three-game goal streak from Oct. 25 at Rochester to Oct. 30 vs. Hershey ... Recorded his first career AHL goal on Oct. 25

77
BAUER
77
RANGERS
77
BAUER

at Rochester ... Posted an AHL career-high, seven-game assist/point streak from Feb. 20 vs. Rochester to Mar. 6 at Springfield (one goal, seven assists) ... Established single-game AHL career-highs with three assists and three points on Mar. 20 vs. St. John's.

JUNIOR CAREER: 2014-15: Established OHL career-highs in goals (25), assists (64), points (89), plus/minus rating (plus-34), and penalty minutes (115) while splitting the season between Sarnia and Sault Ste. Marie ... Was named the Canadian Hockey League (CHL) Defenseman of the Year, awarded to the best defenseman in all of the three Canadian Major Junior Leagues (OHL, QMJHL, and WHL) ... Named to the OHL First All-Star Team and received the Max Kaminsky Trophy as the OHL's Most Outstanding Defenseman ... Led all defensemen in the OHL – as well as all defensemen in the three Canadian Major Junior Leagues – in goals, assists, and points ... Led OHL defensemen in points for the second consecutive season and led OHL defensemen in assists for the third consecutive season ... Tied for eighth among all OHL players in assists and ranked 13th in the OHL in points ... Registered 51 points (15 goals, 36 assists) and posted a plus-33 rating in 26 games after being acquired by Sault Ste. Marie ... Tallied 16 assists and posted a plus-12 rating in 13 playoff games with the Greyhounds ... Established OHL playoff career-highs in games played, assists, points, and plus/minus rating ... Tied for fourth in the OHL in plus/minus rating and tied for fifth in the league in assists in the playoffs ... Led OHL defensemen in assists and ranked second among OHL defensemen in points in the playoffs. **2013-14:** Led OHL defensemen in assists (56), points (71), and power play assists (30), and tied for fourth among OHL defensemen in goals (15); led OHL defensemen in assists for the second consecutive season ... Tied for sixth among all OHL players in assists and tied for third in power play assists ... Led Sarnia in power play assists, tied for the team lead in assists, and ranked second in points ... Posted 22 multi-point games, including one in each of the first three games of the season. **2012-13:** Led OHL defensemen in assists (49), ranked second among OHL defensemen in power play assists (27), and ranked third among OHL defensemen in points (58) ... Ranked fifth among all OHL players in power play assists and ranked 10th among all OHL players in assists ... Ranked second on Sarnia in assists and ranked fifth in points; led team defensemen in assists and points ... Recorded three points (one goal, two assists) in four playoff contests. **2011-12:** Recorded 23 points (six goals, 17 assists) in 68 games during his rookie season in the OHL with Sarnia ... Established an OHL career-high in games played, and tied for first among OHL rookies in games played ... Made his OHL debut on Sept. 23 vs. Erie ... Recorded his first career OHL goal on Oct. 15 at Plymouth ... Tallied his first career OHL assist on Oct. 20 vs. Sault Ste. Marie ... Registered one goal in six playoff contests.

USHL CAREER: 2010-11: Recorded 15 points (one goal, 14 assists) in 28 games with the Cedar Rapids RoughRiders ... Ranked second among team defensemen in P/GP (0.54) ... Made his USHL debut on Oct. 16 at Indiana; became the youngest player to play a game in the USHL (was 14 years old) ... Registered his first career USHL goal, assist, and point as part of a two-point effort on Oct. 17 at Youngstown.

JUNIOR A CAREER: 2009-10: Registered seven points (five goals, two assists) in seven games with the Westchester Express in the Eastern Junior Elite Prospects League (EJEPL).

TIER I CAREER: 2008-09: Tallied 60 points (31 goals, 29 assists) in 29 games with the Mercer Chiefs of the Atlantic Youth Hockey League (AYHL).

INTERNATIONAL CAREER: 2015: Registered three points (two goals, one assist) in five games while representing the United States at the 2015 IIHF World Junior Championship ... Led Team USA defensemen in goals and points. **2012:** Tallied six assists in four games while representing the United States at the 2012 Ivan Hlinka Memorial Tournament.

BACKGROUND: Nicknames are "Tony D", "Dee", and "Angie" ... Lists Frank Sinatra as the most played artist on his iPod ... His favorite TV shows are King of Queens and Power ... Golf and basketball are his hobbies outside of playing hockey ... Lists Peter Forsberg as his hockey idol growing up ... Helped raise money in support of Wounded Warrior Project by participating in "Checking for Charity" hockey tournament in the summer of 2018 ... Single.

CAREER TRANSACTIONS: June 27, 2014 – Selected by Tampa Bay in the first round, 19th overall, of the 2014 NHL Entry Draft. **June 25, 2016** – Acquired by Arizona in exchange for a second-round pick in the 2016 NHL Entry Draft (Libor Hajek). **June 23, 2017** – Acquired by the Rangers, along with a first-round pick in the 2017 NHL Entry Draft (Lias Andersson), in exchange for Derek Stepan and Antti Raanta.

CAREER STATISTICS

			REGULAR SEASON					PLAYOFFS				
SEASON	TEAM	LEAGUE	GP	G	A	PTS	PIM	GP	G	A	PTS	PIM
2008-09	Mercer	AYHL	29	31	29	60	176	-	-	-	-	-
2009-10	Westchester	EJEPL	7	5	2	7	0	-	-	-	-	-
2010-11	Cedar Rapids	USHL	28	1	14	15	19	-	-	-	-	-
2011-12	Sarnia	OHL	68	6	17	23	46	6	1	0	1	2
2012-13	Sarnia	OHL	62	9	49	58	60	4	1	2	3	8
2013-14	Sarnia	OHL	51	15	56	71	90	-	-	-	-	-
2014-15	Sarnia	OHL	29	10	28	38	64	-	-	-	-	-
	Sault Ste. Marie	OHL	26	15	36	51	51	13	0	16	16	18
	United States	WJC	5	2	1	3	4	-	-	-	-	-
2015-16	Syracuse	AHL	69	6	37	43	84	-	-	-	-	-
2016-17	**Coyotes**	**NHL**	**39**	**5**	**9**	**14**	**37**	-	-	-	-	-
	Tucson	AHL	25	3	13	16	31	-	-	-	-	-
2017-18	**RANGERS**	**NHL**	**32**	**0**	**8**	**8**	**11**	-	-	-	-	-
	Hartford	AHL	29	2	11	13	17	-	-	-	-	-
	NHL TOTALS		**71**	**5**	**17**	**22**	**48**	-	-	-	-	-
	NYR TOTALS		**32**	**0**	**8**	**8**	**11**	-	-	-	-	-

STATISTICAL BREAKDOWN

SEASON	PPG	SHG	GWG	+/-	S	S%	TF	F%	H	BS	MIN
2016-17	2	0	1	-13	60	8.3	0	0.0	31	48	17:06
2017-18	0	0	0	-18	68	0.0	1	100.0	31	42	16:34
TOTALS	**2**	**0**	**1**	**-31**	**128**	**3.9**	**1**	**100.0**	**62**	**90**	**16:51**

SCORING VS. NHL

TEAM	GP	G	A	PTS
ANA	1	0	1	1
ARI	0	0	0	0
BOS	3	0	1	1
BUF	1	0	0	0
CGY	4	0	2	2
CAR	3	0	0	0
CHI	1	0	0	0
COL	4	1	0	1
CBJ	1	0	1	1
DAL	3	0	0	0
DET	3	1	1	2
EDM	3	0	1	1
FLA	2	0	0	0
LAK	3	0	1	1
MIN	3	0	1	1
MTL	2	0	1	1
NSH	3	0	0	0
NJD	2	1	1	2
NYI	2	0	0	0
NYR	1	0	0	0
OTT	2	0	0	0
PHI	1	0	0	0
PIT	2	0	1	1
SJS	4	0	1	1
STL	3	1	0	1
TBL	2	0	0	0
TOR	4	0	1	1
VAN	4	1	2	3
VGK	0	0	0	0
WSH	1	0	1	1
WPG	3	0	0	0
TOTALS	**71**	**5**	**17**	**22**

CAREER HIGHLIGHTS

CAREER HIGHS (LAST TIME)	
GOALS	1 (5x), 3/27/17 at STL
ASSISTS	1 (17x), 3/2/18 at CGY
POINTS	2, 3/11/17 vs. NJD (1G-1A)
PIM	15, 3/18/17 vs. STL
SHOTS	5 (3x), 2/22/18 at MTL
GOAL STREAK	N/A
ASSIST STREAK	3, 11/19/16 - 11/25/16 (3)
POINT STREAK	4, 11/17/16 - 11/25/16 (1G-3A)

NHL FIRSTS	
GAME	11/8/16 at COL
GOAL	11/8/16 at COL (Pickard)
ASSIST	11/12/16 vs. BOS

CAREER SHOOTOUTS

GOALS	SHOTS	SHOT%	GDG
1	1	100.0	1

JESPER FAST

RIGHT WING

17

HEIGHT **6'1"** WEIGHT **192** SHOOTS **RIGHT** BORN **DEC 2, 1991** BIRTHPLACE **NASSJO, SWEDEN**

CAREER HIGHLIGHTS: 2017-18: Established career-highs in goals (13), points (33), even strength goals (13), and hits (130), and tied his career-high in assists (20) ... Led the Rangers in hits and shorthanded assists (two), tied for the team lead in shorthanded points (two), and ranked third in primary assists (14), even strength assists (18), and even strength points (31) ... Named the winner of the Players' Player Award, which is given annually to the player who, as selected by his teammates, "best exemplifies what it means to be a team player" for the third consecutive season; became the sixth Ranger in franchise history to win the award in at least three straight seasons ... The Rangers posted an 18-6-4 record in games which he tallied a point ... Led all skaters with seven hits in 15:14 of ice time while making his season debut on Oct. 14 vs. NJD ... Registered a goal and established a single-game career-high with a plus-three rating on Oct. 21 vs. NSH ... Tied a single-game career-high with two assists on Nov. 4 at FLA ... Posted his first career NHL multi-goal game in the regular season by tallying two goals on Nov. 22 at CAR ... Posted a three-game goal/point streak from Dec. 5 at PIT to Dec. 9 vs. NJD (three goals, one assist); the three-game goal streak is a career-high ... Recorded two points (one goal, one assist) on Dec. 9 vs. NJD ... Notched an assist and posted a plus-one rating in the 2018 Bridgestone NHL Winter Classic on Jan. 1 against BUF ... Registered 15 points (five goals, 10 assists) in his final 18 games of the season, including 12 points (three goals, nine assists) in his final 12 contests ... Posted a career-high eight-game point streak from Mar. 8 at TBL to Mar. 24 vs. BUF (three goals, seven assists), including a career-high four-game assist streak from Mar. 17 at STL to Mar. 24 vs. BUF (four assists); the eight-game point streak was the longest by a Ranger in 2017-18 ... Posted a three-game assist streak from Mar. 8 at TBL to Mar. 12 vs. CAR (three assists) ... Established a single-game career-high with three points (two goals, one assist) and posted the second multi-goal game of his NHL career on Mar. 22 at PHI. **2016-17:** Posted a plus/minus rating of even or better in 53 of 68 games in which he played, including a plus-one rating or better in 20 games ... Ranked third among Rangers forwards in hits (99) and ranked fourth among Rangers forwards in blocked shots (44) ... Named the winner of the Players' Player Award for the second consecutive season ... Registered a point in five games over a seven-game span from Nov. 3 vs. EDM to Nov. 15 at VAN (two goals, four assists) ... Registered the game-winning goal and posted a plus-one rating on Feb. 5 vs. CGY ... Notched an assist and posted a plus-two rating on Feb. 11 vs. COL ... Was credited with two blocked shots while skating in his 200th career NHL game on Feb. 13 at CBJ ... Registered a point in three games over a four-game span from Feb. 21 vs. MTL to Feb. 26 vs. CBJ (one goal, two assists) ... Tallied a goal, was credited with two hits, and posted a plus-one rating on Mar. 28 at SJS ... Established playoff career-highs in plus/minus rating (plus-four), shorthanded goals (one), shorthanded assists (one), and shorthanded points (two), and tied playoff career-highs in goals (three), assists (three), and points (six) ... Led the NHL in shorthanded points, and tied for the NHL lead in shorthanded goals and shorthanded assists in the playoffs ... Led the Rangers in shorthanded points, tied for the team lead in shorthanded goals and shorthanded assists, tied for third in plus/minus rating, tied for fourth in goals and points, ranked fifth in hits (33), and tied for sixth in assists ... Led the Rangers with five points (two goals, three assists) on the road in the playoffs ... Registered three points (two goals, one assist) and posted a plus-five rating in the First Round against MTL; tied for the team lead in plus/minus rating, and tied for second on the Rangers in goals and points in the series ... Tallied a goal in two consecutive games in Game 4 vs. MTL on Apr. 18 and Game 5 at MTL on Apr. 20 ... Recorded his first career NHL playoff shorthanded goal in Game 5 at MTL on Apr. 20 ... Tied a single-game playoff career-high with two points (one goal, one assist) in Game 5 of the Second Round at OTT on May 6. **2015-16:** Established career-highs in games played (79), assists (20), plus/minus rating

RANGERS
BAUER

(plus-nine), and game-winning goals (three) ... Ranked fourth on the Rangers (min. 10 games played) - and led team forwards - in average shorthanded ice time (2:11) ... Ranked fourth on the team in even strength assists (20), ranked fifth in total shorthanded ice time (172:08), ranked sixth in takeaways (35), and tied for sixth in even strength points (30) ... Named the winner of the Players' Player Award, which is given annually to the Ranger; became the first European-born player to win the award since Reijo Ruotsalainen in 1984-85 ... Recorded his first career NHL game-winning goal on Nov. 10 vs. CAR ... Notched an assist while skating in his 100th career NHL game on Dec. 17 at MIN ... Established a single-game career-high with two assists on Jan. 25 vs. BUF ... Tallied his 20th assist/30th point of the season on Apr. 9 vs. DET ... Notched one assist in five playoff games ... Ranked third on the Rangers in hits (19) and tied for third in blocked shots (six) in the playoffs ... Established a single-game playoff career-high and led all skaters with eight hits in Game 1 of the First Round at PIT on Apr. 13. **2014-15:** The Rangers earned at least one point in 42 of 55 games in which he played after he was recalled on Nov. 10 ... Was on the ice for only four power play goals against in 63:50 of ice time while shorthanded ... Tallied his first career NHL regular season point with an assist on Nov. 23 vs. MTL ... Recorded two points (one goal, one assist), including his first career NHL goal, and posted a plus-two rating on Nov. 29 vs. PHI ... The Rangers won 13 straight games in which he played from Dec. 8 vs. PIT to Jan. 10 at SJS; became the first Ranger to be on the winning side in 13 straight games in one season in the NHL's modern era (since 1943-44) ... Established playoff career-highs in games played (19), goals (three), assists (three), and points (six) ... Tied for fifth among NHL rookies in goals and points in the playoffs ... Tied for fifth on the Rangers in goals ... Was on the ice for one power play goal against in 18:21 of ice time while shorthanded in the playoffs ... Tied for second on the Rangers in assists (three) and points (four) in the Second Round against WSH ... Recorded his first career NHL playoff goal in Game 1 vs. WSH on Apr. 30 ... Tallied an assist on the game-winning goal in overtime in Game 5 vs. WSH on May 8 ... Posted his first career NHL multi-goal game and established a single-game playoff career-high with two points in Game 3 at TBL on May 20; became the first Rangers rookie to register a multi-goal game in the playoffs since Game 3 of the Eastern Conference Quarterfinals vs. NJD in 2008 (Brandon Dubinsky) and the first to do so on the road since Game 1 of the Patrick Division Semifinals at PHI in 1986 (Mike Ridley). **2013-14:** Was credited with one shot on goal in 10:13 of ice time while making his NHL debut on Oct. 3 at PHX ... Tallied his first career NHL playoff point with an assist in his NHL playoff debut in Game 1 of the First Round vs. PHI on Apr. 17.

AHL CAREER: 2014-15: Tallied nine points (one goal, eight assists) in 11 games before being recalled by the Rangers on Nov. 10. **2013-14:** Tied for fourth in the AHL in game-winning goals (six). **2012-13:** Tallied his first professional point with a goal in his AHL debut on Apr. 5 vs. Springfield.

EUROPEAN CAREER: 2012-13: Established Swedish Hockey League (SHL) career-highs in games played (47), goals (18), assists (17), points (35) and plus-minus rating (plus-13) ... Tied for the team lead in goals and ranked third in points ... Established playoff career-highs in assists (four), points (five), and plus/minus rating (plus-four). **2011-12:** Established playoff career-highs in games played (five) and goals (two). **2010-11:** Registered 16 points (seven goals, nine assists) in 36 games in his rookie season in the SHL ... Tallied three goals and seven assists for 10 points in six SuperElit games. **2009-10:** Established SuperElit career-highs in goals (23), assists (26), and points (49). **2008-09:** Established a SuperElit career-high in games played (37) ... Established playoff career-highs in games played (seven), goals (two), and points (three). **2007-08:** Tallied 15 goals and 11 assists for 26 points in 30 games with the HV71 U18 team.

INTERNATIONAL CAREER: 2011: Tallied four goals and two assists for six points, along with a plus-four rating in six games while representing Sweden at the 2011 IIHF World Junior Championship. **2010:** Tallied one goal and one assist four games with Sweden at the 2010 U-20 USA National Junior Evaluation Camp at Lake Placid.

BACKGROUND: His favorite hockey player as a kid was Daniel Alfredsson ... Since coming to the United States from Sweden, his favorite music is country ... Lists Liam Neeson as his favorite actor ... Married - wife, Amanda.

CAREER TRANSACTIONS: June 26, 2010 – Selected by the Rangers in the sixth round, 157th overall, of the 2010 NHL Entry Draft.

CAREER STATISTICS

			REGULAR SEASON					PLAYOFFS				
SEASON	TEAM	LEAGUE	GP	G	A	PTS	PIM	GP	G	A	PTS	PIM
2007-08	HV71 U18	SWE-U18	30	15	11	26	14	-	-	-	-	-
	HV71 Jr.	SuperElit	3	0	0	0	2	-	-	-	-	-
2008-09	HV71 U18	SWE-U18	3	2	2	4	2	-	-	-	-	-
	HV71 Jr.	SuperElit	37	7	7	14	16	7	2	1	3	6
2009-10	HV71 Jr.	SuperElit	37	23	26	49	10	3	0	2	2	0
	HV71	SHL	2	0	0	0	0	-	-	-	-	-
2010-11	HV71	SHL	36	7	9	16	6	3	0	0	0	0
	HV71 Jr.	SuperElit	6	3	7	10	4	3	2	2	4	2
	Sweden	WJC	6	4	2	6	0	-	-	-	-	-
2011-12	HV71	SHL	21	5	11	16	4	5	2	1	3	0
2012-13	HV71	SHL	47	18	17	35	4	5	1	4	5	0
	Connecticut	AHL	1	1	0	1	2	-	-	-	-	-
2013-14	**RANGERS**	**NHL**	**11**	**0**	**0**	**0**	**2**	**3**	**0**	**1**	**1**	**0**
	Hartford	AHL	48	17	17	34	30	-	-	-	-	-
2014-15	**RANGERS**	**NHL**	**58**	**6**	**8**	**14**	**8**	**19**	**3**	**3**	**6**	**2**
	Hartford	AHL	11	1	8	9	2	-	-	-	-	-
2015-16	**RANGERS**	**NHL**	**79**	**10**	**20**	**30**	**18**	**5**	**0**	**1**	**1**	**0**
2016-17	**RANGERS**	**NHL**	**68**	**6**	**15**	**21**	**16**	**12**	**3**	**3**	**6**	**0**
2017-18	**RANGERS**	**NHL**	**71**	**13**	**20**	**33**	**26**	-	-	-	-	-
	NHL/NYR TOTALS		**287**	**35**	**63**	**98**	**70**	**39**	**6**	**8**	**14**	**2**

STATISTICAL BREAKDOWN

SEASON	PPG	SHG	GWG	+/-	S	S%	TF	F%	H	BS	MIN
2013-14	0	0	0	-5	7	0.0	0	0.0	20	7	11:17
2014-15	0	0	0	-1	52	11.5	20	20.0	102	28	11:48
2015-16	0	0	3	9	75	13.3	6	16.7	109	55	14:56
2016-17	0	0	1	6	56	10.7	44	38.6	99	44	13:48
2017-18	0	0	0	-10	80	16.3	38	36.8	130	44	14:53
TOTALS	**0**	**0**	**4**	**-1**	**270**	**13.0**	**108**	**33.3**	**460**	**178**	**13:53**

SCORING VS. NHL

TEAM	GP	G	A	PTS
ANA	9	1	1	2
ARI	7	1	2	3
BOS	11	1	3	4
BUF	12	2	6	8
CGY	7	1	2	3
CAR	16	4	6	10
CHI	8	1	0	1
COL	6	0	2	2
CBJ	13	1	2	3
DAL	6	0	1	1
DET	9	1	1	2
EDM	7	2	1	3
FLA	11	0	5	5
LAK	7	0	0	0
MIN	7	1	1	2
MTL	11	0	2	2
NSH	8	2	0	2
NJD	15	1	5	6
NYI	14	0	3	3
NYR	-	-	-	-
OTT	11	1	1	2
PHI	15	3	3	6
PIT	16	3	3	6
SJS	7	3	2	5
STL	7	0	1	1
TBL	9	1	3	4
TOR	7	0	0	0
VAN	7	1	5	6
VGK	2	0	1	1
WSH	16	3	1	4
WPG	6	1	0	1
TOTALS	**287**	**35**	**63**	**98**

CAREER HIGHLIGHTS

CAREER HIGHS (LAST TIME)	
GOALS	2 (2x), 3/22/18 at PHI
ASSISTS	2 (4x), 11/4/17 at FLA
POINTS	3, 3/22/18 at PHI (2G-1A)
PIM	4 (3x), 1/16/18 vs. PHI
SHOTS	6, 12/9/16 at CHI
GOAL STREAK	3, 12/5/17 - 12/9/17 (3)
ASSIST STREAK	4, 3/17/18 - 3/24/18 (4)
POINT STREAK	8, 3/8/18 - 3/24/18 (3G-7A)

NHL FIRSTS	
GAME	10/3/13 at PHX
GOAL	11/29/14 vs. PHI (Emery)
ASSIST	11/23/14 vs. MTL

CAREER PENALTY SHOTS (1)

DATE	OPPONENT	GOALTENDER (RESULT)
2/21/16	DET	Howard (Save)

ALEXANDAR GEORGIEV

40

GOALTENDER

HEIGHT **6'1"** WEIGHT **179** CATCHES **LEFT** BORN **FEB 10, 1996** BIRTHPLACE **RUSE, BULGARIA**

CAREER HIGHLIGHTS: 2017-18: Posted a 4-4-1 record, along with a .918 SV% in 10 appearances with the Rangers ... Stopped 38 of 40 shots he faced while making his NHL debut on Feb. 22 at MTL; became the first Rangers goaltender to make at least 38 saves in his NHL debut since shots on goal and saves were first tracked in 1955-56 ... Became the first Bulgarian-born player to appear in a game in NHL history and the first goaltender of Russian nationality to appear in a game with the Rangers in franchise history ... Became the first player to wear jersey No. 90 in a regular season game in franchise history (switched to jersey No. 40 following the acquisition of Vladislav Namestnikov on Feb. 26) ... Made 33 saves on Feb. 23 vs. MIN ... Made 35 saves, and stopped all 15 shots he faced in the third period, to earn his first career NHL win on Mar. 3 at EDM ... Stopped 13 of 14 shots he faced after entering the game in relief on Mar. 8 at TBL ... Made 41 saves and earned his second career NHL win on Mar. 12 vs. CAR; became the first Rangers rookie goaltender to make at least 40 saves in a game since Dan Blackburn on Apr. 13, 2002 ... Stopped 37 of 40 shots he faced, and made a penalty shot save on Evgeni Malkin with 10.7 seconds remaining in regulation, to earn a win on Mar. 14 vs. PIT; became the first Rangers rookie goaltender to face a penalty shot attempt (and make a save on a penalty shot) since Mike Richter in 1989-90 ... Became the first Rangers goaltender to make at least 30 saves in each of his first five career NHL starts in franchise history (since shots were first tracked in 1955-56) ... Made a single-game season-high 43 saves and earned a win on Mar. 24 vs. BUF.

AHL CAREER: 2017-18: Posted a 14-13-7 record, along with a 2.98 GAA, a .909 SV%, and two SO ... Ranked sixth among qualified AHL rookie goaltenders in SV% during the season ... Posted an 8-0-1 record, along with a 1.76 GAA, a .948 SV%, and two SO in his last nine AHL appearances prior to being recalled by the Rangers on Feb. 10; ranked fifth among qualified AHL rookie goaltenders in SV% at the time he was recalled by the Rangers (.908) ... Made his AHL debut on Oct. 6 vs. Charlotte ... Stopped 41 of 43 shots he faced on Oct. 21 at Wilkes-Barre/Scranton ... Made 27 saves and earned his first career AHL win on Oct. 28 at Lehigh Valley ... Stopped 43 of 44 shots he faced and earned a win on Nov. 11 at Bridgeport ... Earned a win in five consecutive appearances from Jan. 19 vs. Utica to Jan. 27 vs. Charlotte ... Stopped all 43 shots he faced to earn a win and his first career AHL shutout on Jan. 21 vs. Wilkes-Barre/Scranton ... Made 38 saves to earn a win and shutout on Jan. 27 vs. Charlotte ... Made a single-game season-high 48 saves on Feb. 2 at Providence ... Stopped 43 of 46 shots he faced in regulation/overtime and stopped two of three shooters he faced in the shootout to earn a win on Feb. 9 at Syracuse ... Stopped 46 of 48 shots he faced on Apr. 8 vs. Springfield.

EUROPEAN CAREER: 2016-17: Established Liiga career-bests in appearances (27), wins (13), GAA (1.70), and SV% (.923), and tied his career-high in shutouts (two) ... Led Liiga in GAA, tied for fifth in the league in SV%, and tied for ninth in the league in wins ... Allowed two goals or fewer in 22 of 27 appearances, including each of his first 11 appearances ... Earned at least one point in each of his first five decisions (4-0-1 record) ... Stopped all 13 shots he faced to earn a win and a shutout on Dec. 30 against SaiPa ... Stopped 25 of 26 shots he faced on Jan. 3 against Jukurit ... Made 24 saves and earned a win/shutout on Jan. 11 against Assat ...Made a single-game season-high, 31 saves on Feb. 18 against HPK ... Appeared in one playoff game and in two games as part of the Champions Hockey League (CHL) with TPS Turku ... Posted a 1.00 GAA and a .958 SV% in two CHL appearances with TPS Turku. **2015-16:** Split the season between TPS, TPS' junior team, and SaPKo in Mestis ... Registered a 2.28 GAA, a .915 SV%, and one SO in 10 appearances with TPS in Liiga ... Allowed two goals or fewer in nine of 10 appearances, including one goal or fewer in five appearances ... Stopped 14 of 15 shots he faced and earned a win while making his season debut in Liiga on Sept. 18 against Sport ... Stopped all 24 shots he faced to earn

40
RANGERS
CCM
VAUGHN
GEORGIEV

a win and a shutout on Oct. 13 against Sport ... Made 28 saves and earned a win on Oct. 22 against SaiPa ... Made a single-game season-high, 32 saves on Nov. 21 against KooKoo ... Appeared in two playoff games and one Champions Hockey League game with TPS ... Made his Liiga playoff debut on Mar. 19 against Karpat ... Posted a 2.85 GAA and a .905 SV% in nine appearances with TPS' junior team in Jr. Liiga ... Registered a 2.49 GAA and a .907 SV% in 13 appearances with SaPKo in Mestis. **2014-15:** Split the season between TPS in Liiga and TPS' junior team ... Registered a 2.25 GAA and a .920 SV% in 25 regular season appearances with TPS' junior team ... Posted a 2.60 GAA and a .909 SV% in 12 playoff appearances while helping TPS' junior team win the Jr. Liiga Championship ... Appeared in 14 games with TPS, posting a 2.21 GAA, a .917 SV%, and two shutouts ... Established a Liiga career-high in shutouts ... Allowed two goals or fewer in 11 of 14 appearances ... Stopped 24 of 27 shots he faced while making his debut in Liiga on Jan. 2 against Tappara ... Allowed two goals or fewer in six consecutive appearances from Jan. 30 against Pelicans to Feb. 21 against Sport (eight goals allowed in the six contests) ... Posted a shutout in two consecutive appearances on Feb. 12 against HPK and Feb. 14 against Assat (57 saves over the two contests) ... Made a single-game Liiga career-high, 39 saves on Feb. 26 against SaiPa.

INTERNATIONAL CAREER: 2016: Posted a 3-1 record, along with a 2.52 GAA in five appearances while helping Russia earn a silver medal at the 2016 IIHF World Junior Championship ... Stopped 24 of 25 shots he faced in regulation and overtime and stopped all three shooters he faced in the shootout while making his first appearance of the tournament on Dec. 26 against the Czech Republic.

BACKGROUND: Nicknames are "George" and "Sasha" ... Was a huge fan of the Los Angeles Lakers and Kobe Bryant growing up ... Enjoys playing basketball, ping pong, and chess ... Lists Ironman as his favorite superhero ... Lists Eminem as the most played artist on his iPod ... Single.

CAREER TRANSACTIONS: July 19, 2017 – Signed by the Rangers as an undrafted free agent.

CAREER STATISTICS

REGULAR SEASON

SEASON	TEAM	LEAGUE	GP	W	L	T	OT	SO	GA	SA	GAA	SV%	MIN	A	PIM
2014-15	TPS	Liiga	14	2	7	-	2	2	28	339	2.21	.917	759	0	0
	TPS U20	Jr. Liiga	25	-	-	-	-	-	-	-	2.25	.920	-	-	-
2015-16	TPS	Liiga	10	3	4	-	0	1	15	176	2.28	.915	395	0	4
	TPS U20	Jr. Liiga	9	-	-	-	-	-	-	-	2.85	.905	-	-	-
	SaPKo	Mestis	13	-	-	-	-	-	-	-	2.49	.907	-	-	-
	Russia	WJC	5	3	1	-	0	0	13	128	2.52	.898	310	-	-
2016-17	TPS	Liiga	27	13	8	-	4	2	44	571	1.70	.923	1,555	0	4
2017-18	**RANGERS**	**NHL**	**10**	**4**	**4**	**-**	**1**	**0**	**27**	**331**	**3.15**	**.918**	**515**	**0**	**0**
	Hartford	AHL	37	14	13	-	7	2	103	1,138	2.98	.909	2,076	0	4
	NHL/NYR TOTALS		**10**	**4**	**4**	**-**	**1**	**0**	**27**	**331**	**3.15**	**.918**	**515**	**0**	**0**

PLAYOFFS

SEASON	TEAM	LEAGUE	GP	W	L	SO	GA	SA	GAA	SV%	MIN
2014-15	TPS U20	Jr. Liiga	12	-	-	-	-	-	2.60	.909	-
2015-16	TPS	Liiga	2	0	1	0	5	35	3.78	.857	79
2016-17	TPS	Liiga	1	0	0	0	0	0	0.00	.000	2

RECORD VS. NHL

TEAM	GP	W	L	OT	GA	GAA	SV%	SO
ANA	0	0	0	0	0	0.00	.000	0
ARI	0	0	0	0	0	0.00	.000	0
BOS	0	0	0	0	0	0.00	.000	0
BUF	1	1	0	0	1	1.00	.977	0
CGY	0	0	0	0	0	0.00	.000	0
CAR	1	1	0	0	3	3.00	.932	0
CHI	0	0	0	0	0	0.00	.000	0
COL	0	0	0	0	0	0.00	.000	0
CBJ	0	0	0	0	0	0.00	.000	0
DAL	0	0	0	0	0	0.00	.000	0
DET	0	0	0	0	0	0.00	.000	0
EDM	1	1	0	0	2	2.00	.946	0
FLA	0	0	0	0	0	0.00	.000	0
LAK	0	0	0	0	0	0.00	.000	0
MIN	1	0	1	0	4	4.00	.892	0
MTL	1	0	1	0	2	2.05	.950	0
NSH	0	0	0	0	0	0.00	.000	0
NJD	0	0	0	0	0	0.00	.000	0
NYI	0	0	0	0	0	0.00	.000	0
NYR	-	-	-	-	-	-	-	-
OTT	0	0	0	0	0	0.00	.000	0
PHI	1	0	1	0	4	4.12	.889	0
PIT	1	1	0	0	3	2.87	.925	0
SJS	0	0	0	0	0	0.00	.000	0
STL	1	0	0	1	4	3.93	.879	0
TBL	1	0	0	0	1	2.35	.929	0
TOR	0	0	0	0	0	0.00	.000	0
VAN	0	0	0	0	0	0.00	.000	0
VGK	0	0	0	0	0	0.00	.000	0
WSH	1	0	1	0	3	20.22	.500	0
WPG	0	0	0	0	0	0.00	.000	0
TOTALS	**10**	**4**	**4**	**1**	**27**	**3.15**	**.918**	**0**

CAREER HIGHLIGHTS

CAREER HIGHS (LAST TIME)	
SHOTS FACED	44 (2x), 3/24/18 vs. BUF
WIN STREAK	3, 3/3/18 - 3/14/18
SHUTOUT STREAK	75:18, 3/22/18 - 3/24/18
POINT STREAK	4, 3/3/18 - 3/17/18 (3-0-1)

NHL FIRSTS	
GAME	2/22/18 at MTL (1-3)
WIN	3/3/18 at EDM (3-2)
SHUTOUT	N/A

40 OR MORE SAVE GAMES (2; 2-0-0)

DATE	OPPONENT	RESULT	SAVES
3/12/18	CAR	6-3	41
3/24/18	BUF	5-1	43

CAREER PENALTY SHOTS (1)

DATE	OPPONENT	PLAYER (RESULT)
3/14/18	PIT	Evgeni Malkin (Save)

KEVIN HAYES

CENTER

13

HEIGHT **6'5"** WEIGHT **216** SHOOTS **LEFT** BORN **MAY 8, 1992** BIRTHPLACE **DORCHESTER, MA**

CAREER HIGHLIGHTS: 2017-18: Established career-highs in several categories, including goals (25), even strength goals (17), power play goals (six), shorthanded goals (two), average ice time (17:21), and shots on goal (172), and tied his career-high in game-winning goals (four) ... Tied for fourth in the NHL – and led the Rangers – in times scoring the first goal of the game (nine) ... Led the Rangers in shorthanded goals, tied for the team lead in game-winning goals and shorthanded points (two), ranked second in even strength goals, even strength points (34), takeaways (52), faceoff wins (562), and faceoffs taken (1,112), tied for second in goals, ranked third in points (44), tied for third in power play goals, and ranked fourth in shots on goal ... Ranked second on the Rangers – and led team forwards – in shorthanded ice time (170:22); also led Rangers forwards in average shorthanded ice time (2:15) ... Led the Rangers in goals (15) and tied for the team lead in points (25) on the road ... Registered a goal/point in two consecutive games on Oct. 19 vs. NYI and Oct. 21 vs. NSH (two goals, one assist, plus-five rating) ... Tallied a goal, recorded four shots on goal, and posted a plus-two rating in 19:09 of ice time on Oct. 19 vs. NYI ... Recorded two points (one goal, one assist), including the game-winning goal, and posted a plus-three rating on Oct. 21 vs. NSH ... Registered four shots on goal and won 13 of 19 faceoffs (68.4%) on Oct. 26 vs. ARI ... Recorded a point in five games over a seven-game span from Nov. 11 vs. EDM to Nov. 26 vs. VAN (two goals, three assists, plus-six rating) ... Registered the game-winning goal on Nov. 19 vs. OTT ... Notched an assist, won 10 of 15 faceoffs (66.7%), and posted a plus-two rating on Nov. 22 at CAR ... Won 12 of 19 faceoffs (63.2%) in 21:26 of ice time on Dec. 11 vs. DAL ... Posted a four-game point streak from Dec. 15 vs. LAK to Dec. 21 at NJD (three goals, one assist over the span) ... Tallied the game-winning goal and posted a plus-two rating on Dec. 19 vs. ANA ... Recorded an assist, tied for the game-high with five shots on goal, and posted a plus-one rating in 18:11 of ice time in the 2018 Bridgestone NHL Winter Classic on Jan. 1 at BUF ... Tallied a goal and led all skaters with a single-game career-high seven shots on goal on Jan. 13 vs. NYI ... Registered 26 points (15 goals, 11 assists) in 33 games after returning to the Rangers' lineup on Jan. 25 following an injury; led the team in goals and points over the span ... Registered two points (one goal, one assist), tied for the game-high with four shots on goal, and posted a plus-three rating in 17:20 of ice time on Jan. 25 at SJS ... Tallied a point in 19 of the final 28 games of the season (14 goals, 10 assists over the span) ... Recorded a point in nine games over an 11-game span from Feb. 9 vs. CGY to Mar. 2 at CGY (seven goals, five assists over the span); recorded three separate three-game point streaks during the stretch ... Posted a three-game assist/point streak from Feb. 9 vs. CGY to Feb. 13 at MIN (two goals, three assists over the span) ... Tallied two points (one goal, one assist) and recorded a team-high six shots on goal on Feb. 9 vs. CGY; registered six shots on goal in the first period, becoming the first Ranger to do so since Feb. 16, 2015 (Nash) ... Tied for the team-high with five shots on goal in 20:07 of ice time on Feb. 15 at NYI ... Tied a single-game career-high with two goals on Feb. 28 at VAN ... Registered his 20th goal of the season on Mar. 10 at FLA; reached the 20-goal plateau for the first time in his NHL career ... Tallied a point in eight of the final 11 games of the season (five goals, four assists) ... Recorded an assist while skating in his 300th career NHL game on Mar. 17 at STL ... Tallied a shorthanded goal and registered four shots on goal on Mar. 20 vs. CBJ ... Recorded two assists, including his 100th career NHL assist, and posted a plus-two rating on Mar. 24 vs. BUF ... Posted a five-game point streak from Mar. 28 at WSH to Apr. 5 at NYI (four goals, one assist), including a three-game goal streak from Mar. 31 at CAR to Apr. 5 at NYI ... Won 15 of 17 faceoffs (88.2%) on Apr. 7 at PHI; became the fifth Ranger to win at least 15 faceoffs and post a faceoff win percentage of 88.0% or better in the same game since the NHL began tracking faceoffs in 1997-98. **2016-17:** Established career-highs in assists (32), points (49), shorthanded assists (six), shorthanded points (seven), and game-winning goals (four) ... Led the

13
BAUER
13
BAUER
adidas
DUNKIN'
DONUTS

NHL in shorthanded assists and tied for the NHL lead in shorthanded points; became the first Ranger to lead the NHL in shorthanded assists outright since Messier in 1996-97 ... The Rangers posted a 29-2-2 record in games which he tallied a point, including a 15-0-0 record in games which he tallied a goal ... Led the Rangers in points on the road (30; 11 goals, 19 assists) ... Registered 15 points (seven goals, eight assists) and a plus-15 rating over a 12-game span from Oct. 30 vs. TBL to Nov. 21 at PIT ... Posted a career-high six-game point streak from Oct. 30 vs. TBL to Nov. 8 vs. VAN (four goals, six assists), including a career-high four-game goal streak from Nov. 1 vs. STL to Nov. 6 vs. WPG ... Established a single-game career-high with three assists and tied single-game career-highs with three points and a plus-four rating on Oct. 30 vs. TBL ... Led the Rangers in goals (eight) and points (13) in November; was the only NHL player who recorded at least 13 points and a plus-10 rating during the month ...Selected as the NHL's Third Star of the Week for the week ending on Nov. 6, as he recorded six points (four goals, two assists) and a plus-seven rating in four games; tied for the NHL lead in goals, tied for second in the NHL in plus/minus rating, and tied for fourth in the league in points during the week ... Notched three points (one goal, two assists) and posted a plus-two rating on Nov. 3 vs. EDM ... Tallied a shorthanded goal, which was the game-winning goal, and posted a plus-two rating on Nov. 5 at BOS ... Posted his first career multi-goal game in the NHL, recording two goals on Nov. 15 at VAN ... Tallied two points (one goal, one assist), registered six shots on goal, and posted a plus-two rating on Nov. 21 at PIT ... Registered the game-winning goal, which was his 100th career NHL point, on Nov. 25 at PHI ... Recorded 12 points (two goals, 10 assists) over a 10-game span from Dec. 27 vs. OTT to Jan. 19 at TOR; posted four multi-point games in the 10 contests ... Tied single-game career-highs with three assists and three points on Dec. 29 at ARI ... Recorded two goals and posted a plus-three rating on Jan. 4 at PHI ... Tallied an assist, recorded five shots on goal, and posted a plus-one rating while skating in his 200th career NHL game on Jan. 7 at CBJ ... Recorded two assists, including one shorthanded assist and an assist on the game-winning goal, and registered six shots on goal on Jan. 19 at TOR ... Tied single-game career-highs with three assists and three points, and posted a plus-three rating on Feb. 9 vs. NSH ... Tallied two points (one goal, one assist), including his sixth shorthanded assist of the season, and posted a plus-two rating on Mar. 12 at DET; became the first Ranger to tally six shorthanded assists in one season since Messier in 1996-97 ... Tallied an assist and recorded five shots on goal on Mar. 21 at NJD ... Established playoff career-highs in faceoff wins (102) and faceoff win percentage (51.8%; 102-for-197) ... Tied for the team lead in faceoff wins, ranked second in faceoff win percentage, and tied for sixth in assists (three) in the playoffs ... Posted a faceoff win percentage of 50.0% or better in nine of 12 playoff contests ... Tallied an assist on the game-winning goal, led all skaters with 12 faceoff wins (12-for-19; 63.2%), and posted a plus-one rating in Game 6 of the First Round vs. MTL on Apr. 22 ... Tallied an assist in two consecutive games in Game 4 of the Second Round vs. OTT on May 4 and Game 5 at OTT on May 6. **2015-16:** Tied for fifth on the Rangers in even strength assists (19), ranked sixth in primary assists (14), and tied for sixth in assists (22), power play goals (three), and even strength points (30) ... Ranked sixth on the Rangers in assists per 60 minutes of ice time (1.22) ... The Rangers posted an 18-6-6 record in games which he tallied a point, including an 8-3-3 record in games which he registered a goal ... Posted a three-game point streak over the first three games of the season from Oct. 7 at CHI to Oct. 10 vs. CBJ (one goal, two assists) ... Tallied a point in eight games over a 10-game span from Oct. 22 vs. ARI to Nov. 14 at OTT (four goals, five assists over the span) ... Registered two points (one goal, one assist) while skating in his 100th career NHL game on Nov. 23 vs. NSH ... Tallied two points (one goal, one assist) and posted a plus-two rating on Jan. 9 vs. WSH ... Posted a three-game point streak from Feb. 21 vs. DET to Feb. 25 at STL (one goal, two assists) ... Skated in three playoff games. **2014-15:** Led NHL rookies in primary assists (25), ranked second in shooting percentage (15.3%), tied for third in plus/minus rating (plus-15), ranked fifth in points (45), tied for fifth in assists (28), and ranked sixth in goals (17) ... Led the Rangers in shooting percentage and tied for fifth in goals ... Recorded one shot on goal in 14:17 of ice time while making his NHL debut in the Rangers' home opener on Oct. 12 vs. TOR ... Tallied his first career NHL point with a goal on Oct. 19 vs. SJS ... Recorded his first career NHL assist and posted a plus-one rating on Oct. 21 at NJD ... Posted a five-game point streak from Feb. 7 at NSH to Feb. 14 at ARI, including a three-game goal streak from Feb. 10 at TOR to Feb. 14 at ARI ... Notched his first career shorthanded goal on Feb. 14 at ARI; became the first Ranger rookie to tally a power play goal and a shorthanded goal in the same season since Mikael Samuelsson in 2001-02 ... Tallied his 40th point of the season on Apr. 6 vs. CBJ ... Tied for first among NHL rookies in primary assists

(five) and game-winning goals (one), ranked second in power play points (three), tied for second in assists (five), power play assists (two), and takeaways (nine), and tied for third in points (seven) in the playoffs ... Tied for the team lead in primary assists in the playoffs ... Tallied his first career NHL playoff goal/point by tallying the game-winning goal in overtime in Game 4 of the First Round at PIT on Apr. 22; became the first Rangers rookie to tally a playoff OT goal on the road in franchise history ... Registered his first career NHL playoff assist in Game 1 of the Second Round vs. WSH on Apr. 30 ... Tallied a power play goal in Game 7 vs. WSH on May 13; became the second Rangers rookie to tally a goal in Game 7 of a playoff series, and the first to do so since Muzz Patrick in the Semifinals in 1939 against BOS.

COLLEGE CAREER: 2013-14: Named a finalist for the Hobey Baker Award as the top player in collegiate hockey ... Named to the NCAA East First All-American Team and Hockey East's First All-Star Team ... Established collegiate career-highs in goals (27), assists (38), points (65), plus/minus rating (plus-34), power play goals (six), and game-winning goals (six) ... Ranked second in the nation in points, third in plus/minus rating, fourth in assists, and fifth in goals ... Ranked second on Boston College in goals, points, game-winning goals, and shots on goal (140), tied for second in power play goals, and ranked third in assists and plus/minus rating. **2012-13:** Tied for third on Boston College in assists (19), tied for fourth in power play goals (four), and tied for fifth in points (25) ... Tallied seven multi-point games, including three multi-point performances. **2011-12:** Tied for fifth on Boston College in assists (21), power play goals (three), and game-winning goals (three) while helping the Eagles win the National Championship ... Registered an assist in the National Championship Game on Apr. 7 vs. Ferris State. **2010-11:** Led freshmen on the team in power play goals (two), tied for first among team freshmen in assists (10), and ranked second in goals (four) and points (14) ... Made his collegiate debut on Oct. 9 at Northeastern ... Tallied his first career collegiate goal, assist, and point as part of a two-point effort on Oct. 15 at Denver.

USHL CAREER: 2009-10: Registered two goals in two games with the United States U-18 National Development Team (USDP).

HIGH SCHOOL CAREER: 2009-10: Tallied 69 points (25 goals, 44 assists) in 29 games with Noble & Greenough School. **2008-09:** Registered 55 points (28 goals, 27 assists) in 23 games with Noble & Greenough School. **2007-08:** Recorded 13 points (eight goals, five assists) in 29 games with Noble & Greenough School.

INTERNATIONAL CAREER: 2017: Registered four points (two goals, two assists) and posted a plus-four rating in three games while representing the United States at the 2017 IIHF World Championship. **2014:** Registered two points (one goal, one assist) in eight games while representing the United States at the 2014 IIHF World Championship.

BACKGROUND: Nickname is "Hazy" ... His brother, Jimmy, plays for the Pittsburgh Penguins; the two were teammates at Boston College for one season ... Two of his cousins are former NHL players Keith Tkachuk and Tom Fitzgerald, and he is also cousins with current NHL player Matthew Tkachuk and 2018 first-round draft pick Brady Tkachuk ... Received a degree in communications from Boston College ... If he wasn't playing hockey, he would be a police officer ... Single.

CAREER TRANSACTIONS: June 25, 2010 – Selected by Chicago in the first round, 24th overall, of the 2010 NHL Entry Draft. **August 20, 2014 –** Signed by the Rangers as a free agent.

CAREER STATISTICS

			REGULAR SEASON					PLAYOFFS				
SEASON	TEAM	LEAGUE	GP	G	A	PTS	PIM	GP	G	A	PTS	PIM
2007-08	Noble & Greenough School	HIGH-MA	29	8	5	13	2	-	-	-	-	-
2008-09	Noble & Greenough School	HIGH-MA	23	28	27	55	15	-	-	-	-	-
2009-10	Cape Cod	MINOR-MA	25	21	30	51	-	-	-	-	-	-
	Noble & Greenough School	HIGH-MA	29	25	44	69	8	-	-	-	-	-
	U.S. Nat'l Team U-18	USDP	2	2	0	2	0	-	-	-	-	-
2010-11	Boston College	NCAA	31	4	10	14	8	-	-	-	-	-
2011-12	Boston College	NCAA	44	7	21	28	10	-	-	-	-	-
2012-13	Boston College	NCAA	27	6	19	25	14	-	-	-	-	-
2013-14	Boston College	NCAA	40	27	38	65	16	-	-	-	-	-
	United States	WC	8	1	1	2	0	-	-	-	-	-
2014-15	**RANGERS**	**NHL**	**79**	**17**	**28**	**45**	**22**	**19**	**2**	**5**	**7**	**2**
2015-16	**RANGERS**	**NHL**	**79**	**14**	**22**	**36**	**30**	**3**	**0**	**0**	**0**	**4**
2016-17	**RANGERS**	**NHL**	**76**	**17**	**32**	**49**	**18**	**12**	**0**	**3**	**3**	**4**
	United States	WC	3	2	2	4	4	-	-	-	-	-
2017-18	**RANGERS**	**NHL**	**76**	**25**	**19**	**44**	**18**	-	-	-	-	-
	NHL/NYR TOTALS		**310**	**73**	**101**	**174**	**88**	**34**	**2**	**8**	**10**	**10**

STATISTICAL BREAKDOWN

SEASON	PPG	SHG	GWG	+/-	S	S%	TF	F%	H	BS	MIN
2014-15	1	1	1	15	111	15.3	681	36.3	57	33	13:02
2015-16	3	0	3	4	133	10.5	381	35.9	59	23	13:40
2016-17	1	1	4	10	143	11.9	968	45.7	40	30	16:34
2017-18	6	2	4	1	172	14.5	1,112	50.5	40	36	17:21
TOTALS	**11**	**4**	**12**	**30**	**559**	**13.1**	**3,142**	**44.2**	**196**	**122**	**15:07**

SCORING VS. NHL

TEAM	GP	G	A	PTS
ANA	7	1	3	4
ARI	8	3	5	8
BOS	12	2	1	3
BUF	10	1	5	6
CGY	7	3	4	7
CAR	17	1	5	6
CHI	8	2	2	4
COL	7	3	4	7
CBJ	15	5	4	9
DAL	8	1	2	3
DET	12	2	4	6
EDM	8	1	5	6
FLA	11	3	0	3
LAK	6	4	2	6
MIN	7	1	1	2
MTL	12	1	3	4
NSH	8	2	7	9
NJD	16	5	5	10
NYI	17	4	3	7
NYR	-	-	-	-
OTT	12	2	5	7
PHI	15	4	2	6
PIT	15	3	4	7
SJS	8	3	3	6
STL	7	2	2	4
TBL	10	2	5	7
TOR	12	1	4	5
VAN	8	4	3	7
VGK	2	0	1	1
WSH	17	5	5	10
WPG	8	2	2	4
TOTALS	310	73	101	174

CAREER HIGHLIGHTS

CAREER HIGHS (LAST TIME)	
GOALS	2 (3x), 2/28/18 at VAN
ASSISTS	3 (3x), 2/9/17 vs. NSH
POINTS	3 (6x), 2/9/17 vs. NSH (3A)
PIM	10, 2/8/16 vs. NJD
SHOTS	7 (2x), 3/6/18 vs. WPG
GOAL STREAK	4, 11/1/16 - 11/6/16 (4)
ASSIST STREAK	3 (2x), 2/9/18 - 2/13/18 (3)
POINT STREAK	6, 10/30/16 - 11/8/16 (4G-6A)

NHL FIRSTS	
GAME	10/12/14 vs. TOR
GOAL	10/19/14 vs. SJS (Stalock)
ASSIST	10/21/14 at NJD

CAREER SHOOTOUTS

GOALS	SHOTS	SHOT%	GDG
1	2	50.0	1

PETER HOLLAND

CENTER

12

HEIGHT **6'2"** WEIGHT **193** SHOOTS **LEFT** BORN **JAN 14, 1991** BIRTHPLACE **TORONTO, ON**

CAREER HIGHLIGHTS: 2017-18: Tied for second on the Rangers in shorthanded assists (one) and tied for third on the team in shorthanded points (one) ... Tallied a shorthanded assist, which was his first assist/point as a Ranger, and posted a plus-one rating in 13:40 of ice time while making his Rangers debut on Jan. 16 vs. PHI ... Led the Rangers with 10 faceoff wins (10-for-18; 55.6%) and recorded three shots on goal on Jan. 18 vs. BUF ... Led all skaters with 11 faceoff wins (11-for-14; 78.6%) and tied for the team-high with three shots on goal on Jan. 20 at COL ... Tallied an assist in 14:55 of ice time on Jan. 25 at SJS ... Recorded two points (one goal, one assist), including his first goal as a Ranger, and registered four shots on goal on Feb. 18 vs. PHI. **2016-17:** Split the season between Toronto and Arizona ... Skated in his 200th career NHL game on Oct. 22 at CHI ... Notched two assists and posted a plus-one rating while making his Coyotes debut on Dec. 13 at DET. **2015-16:** Established career-highs in games played (65), assists (18), points (27), power play goals (five), power play assists (six), power play points (11), and shots on goal (138) ... Tied for fifth in the NHL - and tied for the team lead - in shootout goals (four) ... Tied for second on Toronto in power play goals ... Established a single-game career-high with three assists and tied a single-game career-high with three points on Nov. 17 vs. COL ... Registered the game-winning goal and established a single-game career-high with seven shots on goal in 18:57 of ice time on Jan. 2 vs. STL. **2014-15:** Established career-highs in goals (11), game-winning goals (three), hits (99), and takeaways (67) ... Tied for 12th in the NHL in takeaways ... Ranked second on Toronto in takeaways, tied for second in shorthanded goals (one) and shorthanded points (two), tied for third in game-winning goals, and tied for fifth in goals ... Posted a career-high three-game goal streak from Nov. 8 vs. NYR to Nov. 12 vs. BOS (three goals, two assists) ... Posted a career-high four-game point streak from Mar. 3 at FLA to Mar. 9 vs. NYI (two goals, two assists). **2013-14:** Recorded a goal and posted a plus-one rating in his season debut on Oct. 27 at CBJ ... Established single-game career-highs with two goals and three points on Dec. 14 vs. CHI. **2012-13:** Recorded five points (three goals, two assists) and a plus-four rating in 21 games with Anaheim ... Registered his first career NHL assist on Mar. 14 at DAL. **2011-12:** Recorded one goal in four games with Anaheim ... Made his NHL debut on Nov. 5 at DET ... Tallied his first career NHL goal/point, which was also his first career NHL game-winning goal, on Nov. 11 vs. VAN.

AHL CAREER: 2017-18: Split the season between Laval and Hartford ... Was tied for 12th in the AHL in points at time he was initially recalled by the Rangers on Jan. 15 (33; 13 goals and 20 assists in 36 games) ... Tallied a hat trick, recorded four points (three goals, one assist), and posted a plus-three rating on Nov. 4 vs. Syracuse ... Posted a five-game point streak from Dec. 2 at Toronto to Dec. 15 vs. Wilkes-Barre/Scranton (two goals, six assists). **2013-14:** Split the season between Norfolk and Toronto; registered 19 points (10 goals, nine assists) in 24 games ... Ranked sixth in the AHL – and led Toronto – in points in the playoffs; also led Toronto in goals ... Tallied a point in 10 of 11 playoff games, including a point in each of the first eight playoff games and a goal in each of the first six playoff contests ... Registered three points (one goal, two assists), including his first career AHL playoff goal, assist, and point, while making his AHL playoff debut on May 9 at Chicago. **2012-13:** Led Norfolk in points per game (0.87), ranked second in goals (19), ranked third in points (39), and tied for third in assists (20) ... Posted a five-game point streak over the first five games of the season (two goals, four assists). **2011-12:** Established AHL career-highs in games played (71), goals (23), assists (37), points (60), and plus/minus rating (plus-eight) ... Ranked fourth among AHL rookies in points ... Ranked second on Syracuse in assists and points, and ranked third in goals ... Selected as the AHL's Rookie of the Month for March; recorded 18 points (four goals, 14 assists) in 15 games during the month. **2010-11:** Tallied six points (three goals, three assists) in three games with Syracuse following the completion

12
BAUER
12
CCM
EASTON

of his junior season ... Recorded three points (one goal, two assists), including his first career AHL goal, assist, and point, while making his AHL debut on Apr. 7 vs. Norfolk.

OHL CAREER: 2010-11: Established OHL career-highs in goals (37), assists (51), and points (88) ... Ranked second on Guelph in goals, and ranked third in assists and points ... Represented the OHL at the 2010 Canada Russia Series; tallied one assist in one game ... Established OHL playoff career-highs in assists (six) and points (nine). **2009-10:** Ranked second on Guelph in assists (50) and points (80), and ranked fourth in goals (30) ... Tied for the team lead in goals (three) and ranked second on Guelph in points (eight) in the playoffs. **2008-09:** Established OHL career-highs in games played (68) and plus/minus rating (plus-10) ... Ranked second on Guelph in goals (28) and points (67), and ranked third in assists (39) ... Established an OHL playoff career-high in goals (four) ... Led Guelph in goals in the playoffs. **2007-08:** Recorded 23 points (eight goals, 15 assists) in 62 games during his rookie season in the OHL ... Tallied one assist in 10 playoff contests.

MIDGET CAREER: 2006-07: Registered 119 points (59 goals, 60 assists) in 60 games with the Brampton Battalion in South Central Triple A Minor Midget (SCTAMM).

INTERNATIONAL CAREER: 2009: Registered five points (one goal, four assists) and a plus-five rating while representing Canada at the 2009 IIHF U18 World Championship. **2008**: Tallied six points (four goals, two assists) in six games to help Canada-Ontario win a gold medal at the 2008 World U17 Hockey Challenge.

BACKGROUND: Nickname is "Holly" ... His greatest passion besides hockey is golf, and he collects golf balls from different courses where he has played ... A Toronto native, he lists Mats Sundin as his hockey idol growing up, and the first jersey he ever bought was a Sundin Maple Leafs home jersey ... Hobbies include reading and doing crossword puzzles ... His favorite movie is "Wedding Crashers" ... Engaged – fiancée, Sasha.

CAREER TRANSACTIONS: June 26, 2009 – Selected by Anaheim in the first round, 15th overall, of the 2009 NHL Entry Draft. **November 16, 2013 –** Acquired by Toronto, along with Brad Staubitz, in exchange for Jesse Blacker, a second-round pick in the 2014 NHL Entry Draft (Marcus Pettersson), and a seventh-round pick in the 2014 NHL Entry Draft (Ondrej Kase). **December 9, 2016 –** Acquired by Arizona in exchange for a conditional pick in the 2018 NHL Entry Draft. **July 1, 2017 –** Signed by Montreal as a free agent. **November 30, 2017 –** Acquired by the Rangers in exchange for Adam Cracknell.

CAREER STATISTICS

			REGULAR SEASON					PLAYOFFS				
SEASON	TEAM	LEAGUE	GP	G	A	PTS	PIM	GP	G	A	PTS	PIM
2006-07	Brampton	MINOR-ON	60	59	60	119	107	-	-	-	-	-
2007-08	Guelph	OHL	62	8	15	23	31	10	0	1	1	4
	Canada-Ontario	WHC-17	6	4	2	6	0	-	-	-	-	-
2008-09	Guelph	OHL	68	28	39	67	42	4	4	0	4	2
	Canada	WJ18	6	1	4	5	8	-	-	-	-	-
2009-10	Guelph	OHL	59	30	50	80	40	5	3	5	8	12
2010-11	Guelph	OHL	67	37	51	88	57	6	3	6	9	4
	Syracuse	AHL	3	3	3	6	0	-	-	-	-	-
2011-12	**Ducks**	**NHL**	**4**	**1**	**0**	**1**	**2**	-	-	-	-	-
	Syracuse	AHL	71	23	37	60	59	-	-	-	-	-
2012-13	**Ducks**	**NHL**	**21**	**3**	**2**	**5**	**4**	-	-	-	-	-
	Norfolk	AHL	45	19	20	39	68	-	-	-	-	-
2013-14	**Ducks**	**NHL**	**4**	**1**	**0**	**1**	**2**	-	-	-	-	-
	Maple Leafs	**NHL**	**39**	**5**	**5**	**10**	**16**	-	-	-	-	-
	Norfolk	AHL	10	5	4	9	22	-	-	-	-	-
	Toronto	AHL	14	5	5	10	10	11	7	8	15	6
2014-15	**Maple Leafs**	**NHL**	**62**	**11**	**14**	**25**	**31**	-	-	-	-	-
2015-16	**Maple Leafs**	**NHL**	**65**	**9**	**18**	**27**	**28**	-	-	-	-	-
2016-17	**Maple Leafs**	**NHL**	**8**	**0**	**1**	**1**	**4**	-	-	-	-	-
	Coyotes	**NHL**	**40**	**5**	**6**	**11**	**18**	-	-	-	-	-
2017-18	**RANGERS**	**NHL**	**23**	**1**	**3**	**4**	**7**	-	-	-	-	-
	Laval	AHL	20	8	11	19	19	-	-	-	-	-
	Hartford	AHL	16	5	9	14	21	-	-	-	-	-
	NHL TOTALS		**266**	**36**	**49**	**85**	**112**	-	-	-	-	-
	NYR TOTALS		**23**	**1**	**3**	**4**	**7**	-	-	-	-	-

STATISTICAL BREAKDOWN

SEASON	PPG	SHG	GWG	+/-	S	S%	TF	F%	H	BS	MIN
2011-12	0	0	1	E	1	100.0	18	38.9	4	1	7:42
2012-13	1	0	0	4	26	11.5	203	43.8	17	8	11:35
2013-14	1	0	0	E	43	14.0	395	46.1	46	22	11:21
2014-15	1	1	3	E	93	11.8	685	45.5	99	21	14:31
2015-16	5	0	1	-16	138	6.5	465	46.5	78	19	14:40
2016-17	1	0	0	-16	79	6.3	502	45.4	37	9	12:45
2017-18	0	0	0	-10	30	3.3	227	47.1	14	12	12:24
TOTALS	**9**	**1**	**5**	**-38**	**410**	**8.8**	**2,495**	**45.7**	**295**	**92**	**13:12**

SCORING VS. NHL

TEAM	GP	G	A	PTS
ANA	6	0	1	1
ARI	7	0	1	1
BOS	13	3	4	7
BUF	13	1	1	2
CGY	8	2	0	2
CAR	8	1	2	3
CHI	8	4	1	5
COL	8	0	5	5
CBJ	6	2	2	4
DAL	13	1	2	3
DET	16	1	2	3
EDM	5	1	1	2
FLA	10	1	2	3
LAK	8	1	0	1
MIN	7	0	0	0
MTL	11	0	3	3
NSH	9	1	2	3
NJD	7	0	1	1
NYI	11	1	4	5
NYR	10	2	0	2
OTT	11	2	2	4
PHI	9	3	3	6
PIT	9	0	0	0
SJS	8	2	2	4
STL	8	1	2	3
TBL	12	0	2	2
TOR	3	0	1	1
VAN	6	2	2	4
VGK	0	0	0	0
WSH	8	3	1	4
WPG	8	1	0	1
TOTALS	**266**	**36**	**49**	**85**

CAREER HIGHLIGHTS

CAREER HIGHS (LAST TIME)	
GOALS	2, 12/14/13 vs. CHI
ASSISTS	3, 11/17/15 vs. COL
POINTS	3 (2x), 11/17/15 vs. COL (3A)
PIM	5 (4x), 3/24/18 vs. BUF
SHOTS	7, 1/2/16 vs. STL
GOAL STREAK	3, 11/8/14 – 11/12/14 (3)
ASSIST STREAK	2 (5x), 1/23/16 – 1/26/16 (2)
POINT STREAK	4, 3/3/15 – 3/9/15 (2G-2A)

NHL FIRSTS	
GAME	11/5/11 at DET
GOAL	11/11/11 vs. VAN (Luongo)
ASSIST	3/14/13 at DAL

CAREER SHOOTOUTS

GOALS	SHOTS	SHOT%	GDG
6	15	40.0	3



CHRIS KREIDER

20

LEFT WING

HEIGHT **6'3"** WEIGHT **216** SHOOTS **LEFT** BORN **APR 30, 1991** BIRTHPLACE **BOXFORD, MA**

CAREER HIGHLIGHTS: 2017-18: Tied his career-high in power play goals (seven) ... Ranked second on the Rangers in power play goals, tied for fourth in power play points (12), ranked sixth in points (37), and tied for sixth in goals (16) and assists (21) ... The Rangers posted a 17-8-3 record in games which he registered a point, including an 11-3-0 record in games which he tallied a goal ... Was named the Rangers' nominee for the Bill Masterton Trophy, which is awarded annually to the NHL player who "best exemplifies the qualities of perseverance, sportsmanship and dedication to hockey" ... At the time of his injury on Dec. 27, he led the Rangers in hits (75), was tied for the team lead in power play goals (five), ranked second in shots on goal (91), was tied for second in goals (11), and was tied for fourth in points (22) ... Tallied two assists and posted a plus-one rating on Oct. 7 at TOR ... Registered a goal/point in five games over an eight-game span from Oct. 21 vs. NSH to Nov. 6 vs. CBJ (five goals) and tallied a goal in two consecutive games on Oct. 31 vs. VGK and Nov. 2 at TBL ... Posted a three-game point streak from Nov. 19 vs. OTT to Nov. 24 vs. DET (three goals, one assist) ... Tallied two goals and registered four shots on goal on Nov. 22 at CAR ... Registered three points (two goals, one assist) and posted a plus-two rating on Nov. 28 vs. FLA ... Recorded his 100th career NHL assist, which was an assist on the game-winning goal, on Dec. 5 at PIT ... Posted a three-game point streak from Dec. 13 at OTT to Dec. 16 at BOS (one goal, two assists) ... Tallied an assist, which was his 200th career NHL point, and posted a plus-one rating on Dec. 13 at OTT ... Registered his 100th career NHL goal on Dec. 15 vs. LAK ... Tallied 15 points (five goals, 10 assists) in the final 19 games of the season, including 11 points (four goals, seven assists) in the final 12 games of the season ... Posted a three-game point streak from Feb. 28 at VAN to Mar. 3 at EDM (one goal, two assists); all three points were primary points ... Tied a career-high with a five-game point streak from Mar. 14 vs. PIT to Mar. 24 vs. BUF (three goals, seven assists); posted three multi-point games over the span ... Established a single-game career-high with four points (one goal, three assists), tied a single-game career-high with three assists, registered the primary assist on the game-tying goal in the third period and the game-winning goal in overtime, and posted a plus-two rating on Mar. 14 vs. PIT; recorded all four points in a span of 14:11 from 8:42 of the third period to 2:53 of overtime ... Tallied two assists and posted a plus-one rating in 18:59 of ice time on Mar. 17 at STL ... Registered a power play goal and recorded three shots on goal on Mar. 20 vs. CBJ ... Recorded two points (one goal, one assist), including a power play goal, on Mar. 24 vs. BUF. **2016-17:** Established career-highs in goals (28), points (53), shots on goal (186), power play assists (seven), power play points (13), and average ice time (17:00), and tied his career-high in assists (25) ... Was one of five NHL players who registered at least 28 goals and 130 hits (Ovechkin, Simmonds, Pavelski, and Lee) ... Led the Rangers in goals, tied for the team lead in power play goals (six), tied for third in game-winning goals (four), and ranked fourth in points and shots on goal; also led the team in games with a goal (24) ... Posted a four-game assist/point streak over the first four games of the season from Oct. 13 vs. NYI to Oct. 19 vs. DET (three goals, four assists) ... Established a career-high with a three-game goal streak over the first three games of the season from Oct. 13 vs. NYI to Oct. 17 vs. SJS ... Posted a multi-point game in each of the first three games of the season (one goal and one assist in each of the three contests); became the first Ranger to register six points in the first three games of a season since Leetch in 1992-93 and the first Ranger to post a multi-point game in each of the first three games of a season since Nicholls in 1990-91 ... Tallied two assists, including one on the game-winning goal, on Nov. 1 vs. STL ... Registered 16 points (11 goals, five assists) and a plus-eight rating in 15 games in December; tied for the NHL lead in goals in December (tied with Crosby) ... Tied for 14th in the NHL in goals from Dec. 1 until the end of the regular season (24) ... Recorded two goals, including the game-winning goal, and posted a plus-two rating on Dec. 3 vs. CAR ...

20
BAUER
20
BAUER
BAUER

Tallied two points (one goal, one assist), including the game-winning goal, on Dec. 11 vs. NJD ... Posted a four-game point streak from Dec. 23 vs. MIN to Dec. 31 at COL (six goals, two assists) ... Established a single-game career-high with eight shots on goal, registered three points (two goals, one assist) and posted a plus-three rating on Dec. 23 vs. MIN ... Selected as the NHL's Second Star of the Week for the week ending on Jan. 1, as he registered five points (four goals, one assist) in three games; tied for the NHL lead in goals and tied for third in the league in points during the week ... Recorded his second career NHL hat trick on Dec. 31 at COL ... Tallied two points (one goal, one assist) and was assessed a fighting major on Jan. 17 vs. DAL; became the first Ranger to post a "Gordie Howe Hat Trick" since Dubinsky on Dec. 12, 2010 ... Registered a career-high, five-game point streak from Jan. 31 vs. CBJ to Feb. 9 vs. NSH (four goals, one assist over the span), and tied a career-high with a three-game goal streak from Jan. 31 vs. CBJ to Feb. 5 vs. CGY ... Tallied his 20th goal of the season, which was the game-winning goal in overtime (his first career regular season overtime goal in the NHL), on Feb. 2 at BUF; recorded at least 20 goals for the third consecutive season (2014-15 – 2016-17) ... Tallied his 22nd goal of the season on Feb. 9 vs. NSH, establishing a new career-high in goals ... Tied a career-high with a five-game point streak from Mar. 7 at FLA to Mar. 17 vs. FLA (two goals, four assists), and also tied a career-high with a four-game assist streak from Mar. 9 at CAR to Mar. 17 vs. FLA ... Tallied a goal and tied a single-game career-high with eight shots on goal on Mar. 7 at FLA ... Notched two points (one goal, one assist), both on the power play, on Mar. 9 at CAR ... Registered the game-tying goal with 11.6 seconds remaining in regulation and tied for the game-high with five shots on goal on Mar. 31 vs. PIT ... Tied for the team lead in power play goals (one), ranked fourth in shots on goal (30) and hits (34), and tied for fourth in goals (three) in the playoffs ... Notched the lone assist on the game-winning goal in overtime in Game 5 of the First Round at MTL on Apr. 20 ... Registered three goals in the Second Round against OTT; tied for the team lead in goals in the series ... Skated in his 74th career playoff game with the Rangers in Game 3 vs. OTT on May 2, moving into 10th place on the franchise's all-time playoff games played list ... Registered a goal, tied for the game-high with four hits, and recorded four shots on goal in Game 6 vs. OTT on May 9; tallied his 23rd career playoff goal with the Rangers, passing Vic Hadfield, Don Maloney, and Anders Hedberg for sole possession of seventh place on the franchise's all-time playoff goals list. **2015-16:** Ranked second on the Rangers in hits (177), tied for third in power play goals (five), ranked fourth in even strength goals (16), ranked fifth in goals (21) and even strength points (35), tied for fifth in points (43), and ranked sixth in shots on goal (158) ... Led the Rangers with 15 goals on the road ... Posted a three-game point streak from Oct. 19 vs. SJS to Oct. 24 at PHI (one goal, two assists) ... Recorded a three-game point streak from Nov. 12 vs. STL to Nov. 15 vs. TOR (one goal, two assists) ... Registered two points (one goal, one assist), including his 100th career NHL point, on Dec. 11 at EDM ... Notched an assist while skating in his 200th career NHL game on Dec. 12 at CGY ... Posted a four-game point streak from Jan. 14 at NYI to Jan. 19 vs. VAN (three goals, two assists) ... Registered two goals on Jan. 17 at WSH ... Tallied a goal and posted a plus-two rating in two consecutive games on Feb. 4 vs. MIN and Feb. 6 at PHI ... Recorded nine points (five goals, four assists) and a plus-six rating in the final eight games of the season ... Tallied three points (two goals, one assist) and recorded the game-winning goal on Mar. 26 at MTL; posted a three-point game for the first time in exactly one year (Mar. 26, 2015 at OTT) ... Led the Rangers in hits (23), and tied for the team lead in goals (two), power play goals (one), and plus/minus rating (plus-one) in the playoffs ... Registered a goal in Game 5 of the First Round at PIT on Apr. 23; recorded his 20th career playoff goal with the Rangers, passing Walt Tkaczuk for sole possession of 10th place on the franchise's all-time playoff goals list. **2014-15:** Established career-highs in games played (80), assists (25), plus/minus rating (plus-24), power play goals (seven), and game-winning goals (five) ... Was the only NHL player who recorded at least 20 goals, 40 points, a plus-20 rating, and 80 penalty minutes ... Led the Rangers in power play goals, ranked second in game-winning goals, tied for second in goals (21), ranked third in shots on goal (180), and tied for third in plus/minus rating ... Tallied two points (one goal, one assist) and posted a plus-two rating in the Rangers' season opener on Oct. 9 at STL ... Registered a power play goal, notched the primary assist on the game-winning goal in overtime, tied for the game-high with four shots on goal, and posted a plus-two rating on Oct. 21 at NJD ... Posted a three-game point streak from Nov. 3 vs. STL to Nov. 8 at TOR (two goals, two assists) ... Tallied two assists, led all skaters with seven shots on goal, and posted a plus-two rating on Nov. 23 vs. MTL ... Notched his first career NHL regular season game-winning goal on Jan. 3 vs. BUF ... Tallied two points (one goal, one assist), including the game-win-

ning goal, and posted a plus-two rating on Jan. 10 at SJS ... Posted a three-game point streak from Jan. 31 vs. CAR to Feb. 4 vs. BOS ... Notched two points (one goal, one assist) and tied a single-game career-high with a plus-three rating on Feb. 16 at NYI ... Established a single-game career-high with two power play goals on Feb. 26 vs. ARI ... Recorded three points (two goals, one assist) on Mar. 26 at OTT; tallied three points in the first period, becoming the first Ranger to record three points in one period of a regular season game on the road since Vinny Prospal on Mar. 12, 2010 ... Posted a four-game point streak from Mar. 31 at WPG to Apr. 6 vs. CBJ, including a three-game assist streak from Apr. 2 at MIN to Apr. 6 vs. CBJ ... Established playoff career-highs in games played (19), goals (seven), shots on goal (38), shooting percentage (18.4%), hits (78), and average ice time (17:14), and tied a playoff career-high in game-winning goals (two) ... Ranked fourth in the NHL in hits, tied for seventh in game-winning goals, and tied for 11th in goals in the playoffs ... Led the Rangers in shooting percentage and hits, tied for the team lead in game-winning goals and power play goals (two), ranked second in goals, ranked fourth in shots on goal, and tied for sixth in points (nine) ... Registered the game-winning goal in Game 3 of the First Round at PIT on Apr. 20 ... Led all skaters in goals (four) and tied for third among all skaters in the series in points (four) in the Second Round against WSH ... Tallied the game-tying goal with 1:41 remaining in regulation in Game 5 vs. WSH on May 8 ... Registered his first career NHL multi-goal game in the playoffs in Game 6 at WSH on May 10; became the first Ranger in franchise history who tallied a goal in both the first minute and last minute of a single period in a playoff game ... Posted a playoff career-high four-game point streak from Game 1 of the Eastern Conference Final vs. TBL on May 16 to Game 4 of the Eastern Conference Final at TBL on May 22. **2013-14:** Ranked fifth among NHL rookies in goals (17), sixth in points (37), ninth in plus/minus rating (plus-14), and tied for second in power play goals (six) ... Led the team in plus/minus rating, ranked third in power play goals, and tied for fifth in goals ... Recorded a single-game career-high, three assists on Nov. 2 vs. CAR ... Registered his first career NHL hat trick on Nov. 30 vs. VAN ... Recorded three points (one goal, two assists) on Jan. 21 vs. NYI ... Established playoff career-highs in assists (eight), points (13), power play goals (three), and power play points (five) ... Led the Rangers in power play goals and shooting percentage (17.2%), tied for third on the team in assists, and tied for fourth in goals (five), points, and power play points ... Ranked second on the team in points and tied for second in goals and assists after his return to the lineup in Game 4 of the Second Round vs. PIT on May 7 ... Registered 13 points (five goals, eight assists) in the team's final 14 playoff games ... Tied for the team lead in goals (three) and ranked second on the team in assists (five) and points (eight) in the Eastern Conference Final against MTL ... Tallied the game-tying goal at 19:31 of the third period in Game 3 vs. MTL on May 22 ... Registered single-game playoff career-highs with three assists and four points, including three points (one goal, two assists) in the second period in Game 5 at MTL on May 27 ... Tied for second on the team in assists (two) and points (three) in the Stanley Cup Final against LAK. **2012-13:** Made his NHL regular season debut in the season opener on Jan. 19 at BOS ... Notched his first career NHL regular season point with a goal on Feb. 5 at NJD ... Recorded his first career NHL regular season assist on Feb. 7 vs. NYI ... Tallied the game-winning goal in overtime in Game 4 of the Eastern Conference Semifinals vs. BOS on May 23. **2011-12:** Established an NHL record for most playoff goals (five) and points (seven) by a player before skating in a regular season game ... Tied for first among NHL rookies in goals and power play goals (two), tied for second in game-winning goals (two) and power play points (two), and ranked fourth in points during the playoffs ... Made his NHL debut in Game 3 of the Eastern Conference Quarterfinals at OTT on Apr. 16 ... Became the first player to win an NCAA title and make his NHL debut in that year's playoffs since 1990 (John Byce – University of Wisconsin; Boston Bruins) ... Tallied his first career professional point with the game-winning goal in Game 6 at OTT on Apr. 23 ... Notched his first career goal at Madison Square Garden with the game-winner, and added his first professional assist in Game 1 of the Eastern Conference Semifinals vs. WSH on Apr. 28, becoming the youngest Ranger to record two points in a playoff game since 1996 and the first Blueshirt rookie to register two game-winning goals in the playoffs since 1981 ... Tied for the series lead in goals (three) and power play goals (two) during the Eastern Conference Final against NJD.

AHL CAREER: 2013-14: Was tied for first on the Wolf Pack in power play goals (two), third in goals (two), fourth in points (four), and ranked second in shots (16) in six games at the time of his recall. **2012-13:** Was tied for sixth on Connecticut in goals (12) and ranked third in power play goals (six) at the time of his recall on Apr. 17.

COLLEGE CAREER: 2011-12: Established collegiate career-highs in games played (44), goals (23), assists (22), points (45), and penalty minutes (66) ... Led Boston College in goals and points ... Captured his second NCAA Championship in three seasons with Boston College ... Helped the Eagles capture their third consecutive Beanpot and Hockey East Tournament titles. **2010-11:** Named MVP of the 2011 Beanpot Tournament. **2009-10:** Led Boston College to its fourth NCAA National Championship ... Named to the Hockey East All-Rookie Team ... Helped the Eagles secure the 2010 Hockey East Championship ... Captured the 2010 Beanpot Tournament title with Boston College.

INTERNATIONAL CAREER: 2018: Registered 10 points (four goals, six assists) and posted a plus-seven rating in 10 games while helping the United States earn a bronze medal at the 2018 IIHF World Championship ... Was named Team USA's Best Player of the Game in the Bronze Medal Game against Canada on May 20. **2011:** Tied for second on Team USA in goals (two) and fifth in points (three) in seven games at the 2011 IIHF World Championship ... Helped Team USA earn a bronze medal at the 2011 IIHF World Junior Championship, as he led the United States - and tied for fifth and first in the tournament, respectively - in goals (four) and power play goals (three), tied for first in points (six) and second in shots on goal (20). **2010:** Registered a goal and an assist, and posted a plus-three rating in six games at the 2010 IIHF World Championship ... Helped Team USA capture the gold medal at the 2010 IIHF World Junior Championship.

PREP SCHOOL CAREER: 2008-09: Ranked sixth among all high school players in point per game average (2.15). **2007-08:** Recorded 41 points (26 goals and 15 assists) in 24 games for Phillips-Andover.

BACKGROUND: Featured in the August 2014 issue of Men's Journal ... Is an avid reader and lists four of his favorite books as "Talent is Overrated" by Geoff Colvin, "The Baron in the Trees" by Italo Calvino, "Never Let Go" by Dan John, and "For Whom The Bell Tolls" by Ernest Hemingway ... Is **fl**uent in three languages: English, Russian and Spanish ... Became the first hockey player to win a World Junior Championship gold medal, Collegiate Conference Playoff Championship and NCAA Championship in a single season (2009-10) ... Single.

CAREER TRANSACTIONS: June 26, 2009 - Selected by the Rangers in the first round, 19th overall, of the 2009 NHL Entry Draft.

CAREER STATISTICS

			REGULAR SEASON					PLAYOFFS				
SEASON	TEAM	LEAGUE	GP	G	A	PTS	PIM	GP	G	A	PTS	PIM
2005-06	Masconomet Regional	HS-MA	19	5	10	15	-	-	-	-	-	-
2006-07	Masconomet Regional	HS-MA	20	28	13	41	-	-	-	-	-	-
2007-08	Andover	NEPSAC	24	26	15	41	-	-	-	-	-	-
2008-09	Andover	NEPSAC	26	33	23	56	10	-	-	-	-	-
	Valley Jr. Warriors	EJHL	5	4	2	6	-	-	-	-	-	-
2009-10	Boston College	NCAA	38	15	8	23	26	-	-	-	-	-
	United States	WC	6	1	1	2	0	-	-	-	-	-
	United States	WJC	7	6	1	7	2	-	-	-	-	-
2010-11	Boston College	NCAA	32	11	13	24	37	-	-	-	-	-
	United States	WC	7	2	1	3	6	-	-	-	-	-
	United States	WJC	6	4	2	6	0	-	-	-	-	-
2011-12	Boston College	NCAA	44	23	22	45	66	-	-	-	-	-
	RANGERS	**NHL**	-	-	-	-	-	**18**	**5**	**2**	**7**	**6**
2012-13	**RANGERS**	**NHL**	**23**	**2**	**1**	**3**	**6**	**8**	**1**	**1**	**2**	**0**
	Connecticut	AHL	48	12	11	23	73	-	-	-	-	-
2013-14	**RANGERS**	**NHL**	**66**	**17**	**20**	**37**	**72**	**15**	**5**	**8**	**13**	**14**
	Hartford	AHL	6	2	2	4	16	–	–	–	–	–
2014-15	**RANGERS**	**NHL**	**80**	**21**	**25**	**46**	**88**	**19**	**7**	**2**	**9**	**14**
2015-16	**RANGERS**	**NHL**	**79**	**21**	**22**	**43**	**58**	**5**	**2**	**0**	**2**	**6**
2016-17	**RANGERS**	**NHL**	**75**	**28**	**25**	**53**	**58**	**12**	**3**	**1**	**4**	**18**
2017-18	**RANGERS**	**NHL**	**58**	**16**	**21**	**37**	**44**	-	-	-	-	-
	United States	WC	10	4	6	10	2	-	-	-	-	-
	NHL/NYR TOTALS		**381**	**105**	**114**	**219**	**326**	**77**	**23**	**14**	**37**	**58**

STATISTICAL BREAKDOWN

SEASON	PPG	SHG	GWG	+/-	S	S%	TF	F%	H	BS	MIN
2012-13	0	0	0	-1	19	10.5	1	0.0	36	6	10:07
2013-14	6	0	0	14	136	12.5	19	42.1	146	18	15:44
2014-15	7	0	5	24	180	11.7	21	42.9	162	17	15:43
2015-16	5	0	3	10	158	13.3	6	83.3	177	33	15:57
2016-17	6	0	4	6	186	15.1	9	55.6	132	30	17:00
2017-18	7	0	0	-2	137	11.7	60	41.7	103	24	15:37
TOTALS	**31**	**0**	**12**	**51**	**816**	**12.9**	**116**	**44.8**	**756**	**128**	**15:40**

SCORING VS. NHL

TEAM	GP	G	A	PTS
ANA	8	1	2	3
ARI	7	7	1	8
BOS	16	0	5	5
BUF	13	4	4	8
CGY	8	3	3	6
CAR	19	8	5	13
CHI	9	0	3	3
COL	8	3	0	3
CBJ	21	5	5	10
DAL	8	4	2	6
DET	14	4	6	10
EDM	8	2	1	3
FLA	18	5	7	12
LAK	8	1	1	2
MIN	9	4	2	6
MTL	16	3	4	7
NSH	9	3	2	5
NJD	23	6	8	14
NYI	21	4	9	13
NYR	-	-	-	-
OTT	15	4	7	11
PHI	18	7	5	12
PIT	19	4	8	12
SJS	8	2	3	5
STL	9	4	7	11
TBL	15	4	1	5
TOR	14	3	8	11
VAN	8	3	2	5
VGK	1	1	0	1
WSH	20	3	2	5
WPG	11	3	1	4
TOTALS	**381**	**105**	**114**	**219**

CAREER HIGHLIGHTS

CAREER HIGHS (LAST TIME)	
GOALS	3 (2x), 12/31/16 at COL
ASSISTS	3 (2x), 3/14/18 vs. PIT
POINTS	4, 3/14/18 vs. PIT (1G-3A)
PIM	17 (3x), 11/14/15 at OTT
SHOTS	8 (2x), 3/7/17 at FLA
GOAL STREAK	3 (2x), 1/31/17 - 2/5/17 (3)
ASSIST STREAK	4 (2x), 3/9/17 - 3/17/17 (4)
POINT STREAK	5 (3x), 3/14/18 - 3/24/18 (3G-7A)

NHL FIRSTS	
GAME	1/19/13 at BOS
GOAL	2/5/13 at NJD (Brodeur)
ASSIST	2/7/13 vs. NYI

CAREER SHOOTOUTS

GOALS	SHOTS	SHOT%	GDG
0	1	0.0	0

CAREER HAT TRICKS (2)

DATE	OPPONENT	GOALTENDER
11/30/13	VAN	Luongo (2), Lack (1)
12/31/16	at COL	Pickard

CAREER PENALTY SHOTS (3)

DATE	OPPONENT	GOALTENDER (RESULT)
11/19/13	BOS	Rask (Save)
11/19/15	at TBL	Bishop (Save)
11/21/15	at FLA	Luongo (Save)

HENRIK LUNDQVIST 30

GOALTENDER

HEIGHT **6'1"** WEIGHT **180** CATCHES **LEFT** BORN **MAR 2, 1982** BIRTHPLACE **ARE, SWEDEN**

CAREER HIGHLIGHTS: 2017-18: Ranked fourth in the NHL in saves (1,862) and ranked seventh in the NHL in appearances (63) ... Made 30 or more saves in 37 of his 63 appearances; ranked second among NHL goaltenders in games with at least 30 saves ... Was named the Rangers' Most Valuable Player for a franchise-record ninth time (had previously been selected as the team's MVP in seven consecutive seasons from 2006-07 – 2012-13 and in 2015-16) ... Named the winner of the Steven McDonald Extra Effort Award; won the award for the second time in his career (also in 2005-06), becoming the only goaltender to win the award twice since it was first presented in 1987-88 ... Became the fifth Ranger to be named the team's MVP (as chosen by the media) and to receive the Steven McDonald Extra Effort Award (as chosen by the fans) in the same season, joining Graves (1992-93 and 1993-94), Messier (1994-95 and 1995-96), Leetch (1996-97), and Gretzky (1997-98) as the only Rangers to accomplish the feat ... Was selected as one of the game's Three Stars in 25 of his 63 appearances ... Made his 12th consecutive start in a season-opening game for the Rangers (dating back to 2006-07) on Oct. 5 vs. COL; became the first goaltender in franchise history to start 12 season-opening games, as well as 12 consecutive regular season openers ... Stopped all 34 shots he faced to earn his first win and first shutout of the season on Oct. 8 vs. MTL; appeared in his 745th career NHL game, passing Chris Osgood for sole possession of 20th place on the NHL's all-time appearances list and earned his 62nd career NHL shutout, passing Turk Broda for sole possession of 16th place on the league's all-time shutouts list ... Made 40 saves and was selected as the game's Third Star on Oct. 13 at CBJ ... Made 23 saves and earned a win while making his 750th career NHL appearance on Oct. 21 vs. NSH; became the 20th goaltender in NHL history to appear in 750 career games in the league, as well as the third goaltender in NHL history to appear in at least 750 career games with one franchise (Martin Brodeur – New Jersey; Tony Esposito – Chicago) ... Posted a 19-8-2 record, along with a 2.38 GAA, a .930 SV%, and 1 SO in 31 appearances from Oct. 31 vs. VGK to Jan. 20 at COL; led the NHL (min. 20 appearances) in SV%, tied for the NHL lead in wins and appearances, and ranked third in the NHL (min. 20 appearances) in GAA over the stretch ... Started 14 consecutive games from Oct. 31 vs. VGK to Dec. 1 vs. CAR (11-2-0 record, 2.36 GAA, .927 SV%, 1 SO in the 14 games); started at least 14 consecutive games for the ninth time in his NHL career and for the first time since he started the final 14 games of the 2012-13 season (Apr. 1, 2013 – Apr. 27, 2013) ... Posted a season-high six-game winning streak from Oct. 31 vs. VGK to Nov. 11 vs. EDM ... Posted an 11-game home winning streak from Oct. 31 vs. VGK to Dec. 19 vs. ANA (11-0-0 record, 2.12 GAA, .933 SV%, 1 SO in 12 appearances – had one no-decision); became the second goaltender in franchise history to post an 11-game home winning streak or longer (Kerr – 14-game home winning streak in 1939-40) ... Made 30 saves to earn his 408th career NHL win on Oct. 31 vs. VGK; passed Glenn Hall for sole possession of ninth place on the NHL's all-time wins list ... Stopped 27 of 28 shots he faced, including all 24 shots he faced at even strength, and tallied an assist on the game-winning goal in overtime on Nov. 2 at TBL; was selected as the game's Second Star, and was selected as one of the game's Three Stars for the 300th time during the regular season in his career ... Made 31 saves and was selected as the game's First Star on Nov. 8 vs. BOS ... Made 40 saves and was selected as the game's Third Star on Nov. 17 at CBJ ... Posted a .900 SV% or better in 17 consecutive starts from Dec. 1 vs. CAR to Jan. 20 at COL; was the longest such stretch of consecutive starts with a .900 SV% or better in his career ... Made 32 saves, stopped all of the final 31 shots he faced, and made a save on a penalty shot in the third period, to earn a win on Dec. 1 vs. CAR ... Made 26 saves and earned his 419th career win as a Ranger on Dec. 9 vs. NJD; passed Esposito for the second-most wins a goaltender has earned with one franchise in NHL history ... Made his 20,000th career NHL save on Dec. 13 at OTT; became the 15th goaltender in NHL

30
RANGE
BAUER
BAUER
BAUER
BAUER
BAUER
BAUER
2 PRO
CORTECH

history to make 20,000 career saves ... Made 30 or more saves in nine consecutive appearances from Dec. 15 vs. LAK to Jan. 6 at ARI (5-2-2 record, 2.05 GAA, .943 SV% over the span); was the longest stretch of consecutive appearances with at least 30 saves in his NHL career ... Posted a three-game winning streak from Dec. 15 vs. LAK to Dec. 19 vs. ANA (1.65 GAA and .955 SV% over the span) ... Appeared in his 773rd career game with the Rangers on Dec. 23 vs. TOR; moved into 10th place among all players (skaters and goaltenders included) in career appearances as a Ranger, passing Adam Graves ... Made 31 saves and earned a win in the 2018 Bridgestone NHL Winter Classic on Jan. 1 against BUF; earned his fourth career win in an NHL outdoor game (4-0-0 record, 1.98 GAA, .934 SV% in those outdoor games), which is more than any other goaltender has earned in NHL outdoor games in league history ... Stopped 38 of 39 shots he faced in regulation/overtime, including all 35 shots he faced at even strength, and stopped all three shots he faced in the shootout to earn his 424th career NHL win on Jan. 6 at ARI; passed Esposito for sole possession of eighth place on the league's all-time wins list ... Made 25 saves to earn his 20th win of the 2017-18 season on Jan. 16 vs. PHI; became the first goaltender in NHL history to earn 20 or more wins in each of his first 13 seasons and the first goaltender in NHL history to register at least 20 wins in 13 consecutive seasons at any point during the course of a career ... Stopped 34 of 36 shots he faced while making his 40th appearance of the season on Jan. 20 at COL; became the first goaltender in NHL history to make at least 40 appearances in each of his first 13 seasons and the 12th goaltender in NHL history to appear in 40 or more games in at least 13 different seasons throughout the course of a career ... Made 28 saves after entering the game in relief at the start of the second period, including 19 saves in the second period, and earned a win on Feb. 9 vs. CGY; earned a win in relief for the third time in his NHL career (also on Mar. 27, 2006 vs. BUF and on Dec. 2, 2010 at NYI), and the 28 saves were the most he has made in one relief appearance in his NHL career ... Made 32 saves while appearing in his 50th game of the season on Feb. 15 at NYI; became the third goaltender in NHL history to make 50 or more appearances in 11 of his first 13 NHL seasons (along with Esposito and Lumley) ... Made 50 saves and earned a win in two consecutive games on Feb. 28 at VAN and Mar. 2 at CGY; became the first goaltender in NHL history (since saves were first tracked in 1955-56) to make 50 or more saves and earn a win in two consecutive games ... Is the first Rangers goaltender who has made at least 50 saves in two consecutive games since Worsley on Jan. 27, 1963 and Jan. 30, 1963, and is also the first goaltender for any NHL team to make at least 50 saves in two consecutive games since Worsley ... Tied a single-game career-high with 50 saves and earned a win on Feb. 28 at VAN; made his 796th career NHL appearance, passing Vachon for sole possession of 16th place on the league's all-time appearances list ... Tied a single-game career-high with 50 saves to earn his 25th win of the season and his 430th career NHL win on Mar. 2 at CGY; made 50 saves in a game which ended in regulation for the first time in his NHL career ... Became the third goaltender in NHL history to earn 25 or more wins in at least 12 different seasons (along with Brodeur and Roy) ... Stopped 32 of 35 shots he faced in regulation and overtime while making his 800th career NHL appearance on Mar. 10 at FLA; passed Khabibulin for sole possession of 15th place on the NHL's all-time appearances list, and passed Khabibulin for the most appearances by a goaltender who was born outside of North America in NHL history ... Became the first goaltender to appear in at least 800 games with the Rangers in franchise history, and also became the ninth player (skater or goaltender) to appear in at least 800 games with the Blueshirts in franchise history (Howell, Leetch, Gilbert, Greschner, Tkaczuk, Ratelle, Hadfield, and Neilson) ... Became the third goaltender in NHL history to appear in at least 800 career games with one franchise (Brodeur – New Jersey; Esposito – Chicago) ... Made his 60th appearance of the season on Mar. 28 at WSH; is the first goaltender in Rangers history who has appeared in at least 60 games in nine different seasons (Worsley is second in franchise history in seasons with 60 or more appearances – six) ... Also became the eighth goaltender in NHL history to appear in 60 or more games in at least nine different seasons (Brodeur, Roy, Hall, Joseph, Belfour, Esposito, and Luongo) ... Made 39 saves while appearing in his 804th career NHL game on Apr. 3 at NJD; passed Lumley for sole possession of 14th place on the league's all-time appearances list. **2016-17:** Tied for 12th in the NHL in wins (31) ... Made 25 saves and earned a win in the Rangers' season opener on Oct. 13 vs. NYI; made his 11th consecutive start in a Rangers' season-opening game, becoming the second goaltender in franchise history to start in at least 11 season-opening games, as well as 11 consecutive season-opening games (Ed Giacomin - 11 from 1965-66 - 1975-76) ... Became the second goaltender in franchise history to appear in a regular season game in at least 12 different seasons (Mike Richter – 14 from

Children present Lundqvist with the annual Garden of Dreams Foundation Hero Award, which honors an individual's spirit and commitment to the Garden of Dreams Foundation, with active, on-going dedication to children facing obstacles.

AS SPOKESPERSON FOR THE GARDEN OF DREAMS FOUNDATION, HENRIK LUNDQVIST IS COMMITTED TO HELPING THE FOUNDATION FULFILL ITS MISSION TO MAKE DREAMS COME TRUE FOR CHILDREN IN THE AREA FACING OBSTACLES.

Lundqvist jamming with bandmate, John McEnroe, at the Rock of Dreams concert, with net proceeds benefitting the Garden of Dreams Foundation.

1989-90 – 2002-03) ... Earned a win in back-to-back starts on Oct. 22 at WSH and Oct. 23 vs. ARI; stopped 53 of 57 shots he faced in the two contests (.930 SV% over the span) ... Stopped all 35 shots he faced to earn his 60th career NHL shutout on Nov. 1 vs. STL; became the first goaltender in franchise history to earn 60 shutouts as a member of the Rangers, and became the 10th goaltender in NHL history to register at least 350 career wins and 60 career shutouts ... Stopped 35 of 36 shots he faced and earned a win on Nov. 12 at CGY ... Made 36 saves and earned a win on Nov. 15 at VAN ... Stopped 28 of 30 shots he faced while appearing in his 700th career NHL game on Nov. 20 vs. FLA; became the 25th goaltender in NHL history to make 700 career NHL appearances and the fifth to do so with one franchise (Brodeur – NJD; Esposito – CHI; Sawchuk – DET; Kolzig – WSH) ... Made 40 saves, including 19 in the third period, and earned a win on Nov. 25 at PHI ... Stopped 26 of 28 shots he faced to earn his 386th career NHL win on Dec. 3 vs. CAR; passed Vernon for sole possession of 13th place on the NHL's all-time wins list ... Selected as the NHL's Second Star of the Week for the week ending on Dec. 18; posted a 3-0-0 record, along with a 0.98 GAA and a .967 SV% in three appearances during the week ... Stopped all 27 shots he faced, including all 18 he faced in the second period, and earned a win on Dec. 15 at DAL ... Stopped 31 of 32 shots he faced in regulation and overtime, including all 16 shots he faced in the third period and overtime, and didn't allow a goal on two shootout attempts to earn a win on Dec. 17 at NSH ... Made 29 saves in regulation and overtime, and stopped three of four shooters he faced in the shootout, to earn his 389th career NHL win on Dec. 18 vs. NJD; tied Hasek for the most wins by a European-born goaltender in league history ... Made 25 saves to earn his 390th career NHL win on Dec. 31 at COL; passed Hasek for the most wins by a European-born goaltender in league history and for sole possession of 12th place on the NHL's all-time wins list ... Posted a 10-2-1 record, along with a 1.91 GAA, a .939 SV%, and 1 SO in 14 appearances from Jan. 19 at TOR to Feb. 23 at TOR ... Stopped all 21 shots he faced to earn his 20th win of the season and his 61st career NHL shutout on Jan. 22 at DET; became the first goaltender in NHL history to register at least 20 wins in each of his first 12 seasons in the league ... Posted a five-game winning streak from Feb. 2 at BUF to Feb. 11 vs. COL (1.98 GAA and .946 SV% over the span) ... Made a season-high 43 saves and earned a win on Feb. 7 vs. ANA; the 43 saves were the most he has recorded in a win at MSG in his career ... Made 32 saves, and stopped all 17 shots he faced in the third period, to earn his 400th career NHL win on Feb. 11 vs. COL; became the 12th goaltender in NHL history to earn at least 400 career wins, and first goaltender in franchise history to earn 400 career wins with the Rangers ... Earned his 400th career NHL win in his 727th career NHL appearance; became the fastest goaltender to earn 400 career wins in NHL history (Brodeur was previously the fastest goaltender to reach 400 career wins – 735 appearances) ... Stopped 31 of 32 shots he faced and earned his 401st career NHL win on Feb. 19 vs. WSH; tied Osgood for 11th place on NHL's all-time wins list ... Made 32 saves in regulation/overtime and stopped two of three shooters he faced in the shootout to earn his 28th win of the season and the 402nd win of his NHL career on Feb. 23 at TOR; passed Osgood for sole possession of 11th place on the NHL's all-time wins list ... made 32 saves to earn his 29th win of the season and his 403rd career NHL win on Mar. 2 at BOS; tied Fuhr for 10th place on the NHL's all-time wins list and tied Brodeur for the most wins by a goaltender in his first 12 seasons in league history ... Made his 735th career appearance with the Rangers on Mar. 4 vs. MTL, passing Sawchuk for the third-most appearances with one franchise in NHL history (the only goaltenders who have appeared in more games with one franchise than Lundqvist has with the Rangers are Brodeur (1,259 with New Jersey) and Esposito (873 with Chicago)); tied Hasek for 21st place on the league's all-time appearances list, and became the first goaltender in Rangers history to appear in 50 or more games in 10 different seasons ... Tied a single-game season-high with 43 saves, and made 21 saves in the third period, to earn his 30th win of the 2016-17 season and his 404th career NHL win on Mar. 7 at FLA; became the first goaltender in NHL history to earn at least 30 wins in 11 of his first 12 seasons and only the third goaltender in NHL history to register 30 or more wins in at least 11 different seasons (Brodeur – 14; Roy – 13) ... Also passed Fuhr for sole possession of 10th place on the league's all-time wins list, and passed Brodeur for the most wins by a goaltender in his first 12 seasons in NHL history ... Ranked fourth in the NHL in GAA (2.25) and SV% (.927) in the playoffs ... Posted a 4-2 record, along with a 1.70 GAA, a .947 SV% (195 saves on 206 shots), and 1 SO during the First Round against MTL; his .947 SV% was tied for the best he has posted in any playoff series in NHL career (also posted a .947 SV% in the Eastern Conference Quarterfinals against WSH in 2013) ... Stopped all 31 shots he faced to earn a win and a shutout in Game 1 at MTL on Apr. 12; earned his 10th career NHL playoff

shutout and his 10th career playoff shutout as a Ranger, passing Mike Richter to become the franchise's all-time leader in playoff shutouts ... Made a single-game career-high 54 saves in Game 2 at MTL on Apr. 14; the 54 saves were the second-most a Rangers goaltender has made in a playoff game in franchise history (Gump Worsley – 56 saves on Apr. 5, 1962 at TOR) ... Made 23 saves and earned a win in Game 4 vs. MTL on Apr. 18; appeared in his 120th career NHL playoff game, passing Dominik Hasek and Tom Barrasso for sole possession of 10th place on the NHL's all-time playoff appearances list ... Stopped 34 of 36 shots he faced, including all 20 shots he faced from the start of the second period through the end of the contest, and earned a win in Game 5 at MTL on Apr. 20 ... Made 41 saves, and stopped all 21 shots he faced in the first period, in Game 1 of the Second Round at OTT on Apr. 27; established a career-high for saves in one period of a playoff game and became the first Ranger goaltender to make at least 21 saves in one period of a playoff game since Ed Giacomin on Apr. 13, 1968 against CHI (22) ... Stopped 26 of 27 shots he faced to earn his 60th career NHL playoff win in Game 3 vs. OTT on May 2; became the 15th goaltender in NHL history to earn at least 60 career playoff wins. **2015-16:** Led the NHL in saves (1,788), tied for fourth in wins (35) and even strength SV% (.934), tied for fifth in appearances (65), and tied for eighth in shutouts (four) ... Tied his career-high - and led all NHL goaltenders - in assists (four) ... Led the NHL in selections as one of the game's Three Stars (28) and tied for first among all NHL players in selections as the game's First Star (14) ... Selected as the Rangers' Most Valuable Player for a franchise-record eighth time (had previously been selected as the team's MVP for seven consecutive seasons from 2006-07 - 2012-13) ... Posted a 2.50 GAA or better for the 11th consecutive season, becoming the first goaltender in NHL history to register a 2.50 GAA or better in each of his first 11 seasons ... Established several franchise records, including career regular season appearances, career regular season saves, career overall (regular season and playoff) appearances, and career overall (regular season and playoff) saves ... Posted a 1.65 GAA and a .949 SV% in his first 12 appearances of the season; registered the best SV% of any Rangers goaltender through his first 12 appearances of a season since the league began tracking the statistic in 1975-76, and posted the best GAA and SV% through his first 12 appearances of a season in his career ... Posted a three-game winning streak over the first three games of the season from Oct. 7 at CHI to Oct. 10 vs. CBJ, making 30 or more saves in each contest (2.01 GAA and .943 SV% over the span) ... Made 32 saves and earned a win in the Rangers' season opener on Oct. 7 at CHI; started his 10th consecutive regular season opener with the Rangers (2006-07 – 2015-16), becoming the second goaltender in franchise history to accomplish the feat (Ed Giacomin – 11 straight from 1965-66 – 1975-76) ... Became the fourth goaltender in Rangers history to appear in at least one regular season game in 11 different seasons, joining Mike Richter (14), Giacomin (11), and John Vanbiesbrouck (11) ... Stopped 37 of 39 shots he faced and earned a win on Oct. 10 vs. CBJ; made 30 or more saves and posted a SV% of .939 or better in each of his first three appearances of a season for the first time in his NHL career ... Was selected as one of the game's Three Stars in eight consecutive appearances from Oct. 15 at MTL to Nov. 10 vs. CAR; allowed two goals or fewer in each of the eight contests ... Posted a personal career-high nine-game point streak from Oct. 18 vs. NJD to Nov. 14 at OTT (7-0-2, 1.41 GAA, .955 SV%, 1 SO) ... Made 34 saves, and stopped each of the last 33 shots he faced, on Oct. 22 vs. ARI ... Made a season-high 46 saves, and stopped all 23 shots he faced in the third period and overtime, on Oct. 24 at PHI ... Posted a personal six-game winning streak from Oct. 30 vs. TOR to Nov. 14 at OTT (1.32 GAA, .955 SV%, 1 SO over the span); the streak was tied for the third-longest of his career ... Stopped all 33 shots he faced to earn a win and a shutout on Nov. 10 vs. CAR; made his 743rd overall appearance and his 19,405th overall save with the Rangers in the contest, passing Richter to become the franchise's all-time leader in each category ... Made 22 saves in regulation/overtime and stopped two of three shooters he faced in the shootout to earn his 10th win of the season on Nov. 14 at OTT; earned 10 wins within his first 14 appearances of a season for the first time in his NHL career ... Stopped 26 of 28 shots he faced on Nov. 19 at TBL; allowed two goals or fewer in his 10th consecutive road start/appearance (dating back to Mar. 31, 2015), becoming the second Rangers goaltender to accomplish the feat (John Ross Roach – 11 straight from Dec. 20, 1930 – Feb. 15, 1931) ... Stopped all 31 shots he faced to earn a win and a shutout on Nov. 23 vs. NSH; earned his 300th career win in either regulation or the five-minute overtime period ... Made 33 saves to earn a win on Nov. 30 vs. CAR; earned his 352nd career win with the Rangers, passing Terry Sawchuk for the third-most wins a goaltender has earned with one franchise in NHL history ... Made 36 saves, and stopped all 15 shots he faced in the third period and overtime,

on Dec. 2 at NYI ... Stopped 23 of 24 shots he faced and earned a win on Dec. 6 vs. OTT; earned his 302nd career win in either regulation or the five-minute overtime period, passing Richter for the most career wins not earned in a shootout with the Rangers in franchise history ... Made 28 saves and tallied an assist on Dec. 11 at EDM ... Made 18 saves to earn his 15th win of the season on Dec. 15 vs. EDM; posted the 11th 15-win season of his career (2005-06 – 2015-16), passing Richter for the most 15-win seasons in franchise history ... Started 11 consecutive games from Dec. 18 at WPG to Jan. 16 at PHI; made at least 10 consecutive starts for the 12th time in his NHL career and for the first time since starting the final 14 games of the 2012-13 season ... Allowed two goals or fewer in six consecutive appearances from Jan. 11 vs. BOS to Jan. 24 at OTT ... Stopped 32 of 33 shots he faced and earned a win on Jan. 11 vs. BOS; became the first goaltender to make at least 20,000 overall saves in Rangers history ... Made 29 saves, and stopped all 26 shots he faced at 5-on-5 play, while making his 10th consecutive start on Jan. 14 at NYI ... Made 34 saves in regulation and overtime, stopped all three shooters he faced in the shootout, and tallied an assist to earn his 20th win of the season on Jan. 16 at PHI; became the first goaltender in NHL history to earn at least 20 wins in each of his first 11 seasons ... Stopped 30 of 32 shots he faced while making his 40th appearance of the season on Jan. 24 at OTT; passed Richter to become the franchise leader among goaltenders in seasons with 40 or more appearances (11) and became the second goaltender in NHL history to make at least 40 appearances in each of his first 11 NHL seasons (Tiny Thompson – 12 from 1928-29 – 1939-40) ... Posted an 8-3-0 record, along with a 1.81 GAA, a .934 SV%, and 2 SO in February; posted a .965 SV% at even strength during the month ... Registered a personal five-game winning streak from Feb. 4 vs. MIN to Feb. 14 vs. PHI (1.18 GAA, .954 SV%, 1 SO over the span) ... Made 26 saves in regulation and stopped both shooters he faced in the shootout to earn his 25th win of the season on Feb. 6 at PHI; became the seventh goaltender in NHL history to register at least 25 wins in 10 different seasons ... Selected as the NHL's Second Star of the Week for the week ending on Feb. 14 (3-0-0 record, 0.67 GAA, .976 SV%, 1 SO); stopped all 68 shots he faced at even strength during the week ... Stopped 27 of 28 shots he faced to earn a win on Feb. 8 vs. NJD ... Stopped all 34 shots he faced to earn a win and a shutout on Feb. 10 at PIT, becoming the first Rangers goaltender to earn a shutout on the road against PIT since Feb. 27, 1971 (Giacomin); earned his 366th career NHL win, passing Martin Brodeur for the most wins a goaltender has earned in his first 11 seasons in NHL history ... Stopped 21 of 22 shots he faced and earned a win while appearing in his 667th career game with the Rangers on Feb. 14 vs. PHI; passed Richter to become the Rangers' all-time leader in regular season appearances by a goaltender ... Stopped all 22 shots he faced to earn a win and a shutout on Feb. 21 vs. DET; registered his 59th career NHL shutout, passing Roach and tying Nabokov for 17th place on the league's all-time shutouts list ... Made 31 saves while making his 50th appearance of the season on Feb. 23 at NJD; established a franchise record for most seasons with at least 50 appearances (nine) ... Made 35 saves to earn his 30th win of the season on Feb. 25 at STL; became the first goaltender in NHL history to earn at least 30 wins in 10 of his first 11 seasons and the third goaltender in NHL history to earn 30 or more wins in at least 10 different seasons (Brodeur – 14; Roy – 13); passed Richter to become the Rangers' all-time leader in regular season saves ... Made 36 saves to earn his 370th career NHL win on Feb. 27 at DAL; passed Tom Barrasso for sole possession of 16th place on the NHL's all-time wins list ... Made 40 saves on Mar. 12 at DET ... Made 43 saves on Mar. 19 at SJS ... Made 25 saves and earned a win on Mar. 21 vs. FLA; played the 40,000th minute of his NHL career, becoming the fifth goaltender in NHL history to play at least 40,000 minutes with one franchise ... Made 39 saves, including 30 in the final two periods, and earned a win on Mar. 23 vs. BOS ... Stopped 29 of 32 shots he faced while making his 60th appearance of the season on Mar. 27 vs. PIT; extended his franchise record for seasons with 60 or more appearances (eight) and became the fourth goaltender in NHL history to make 60 or more appearances in at least eight of his first 11 NHL seasons ... Made 27 saves and tallied his fourth assist of the season to earn a win on Apr. 4 at CBJ; earned his 373rd career NHL win, passing Andy Moog for sole possession of 15th place on the league's all-time wins list ... Made 39 saves and earned a win on Apr. 5 vs. TBL; earned his 374th career NHL win, tying John Vanbiesbrouck for 14th place on the league's all-time wins list ... Became the first goaltender in Rangers history to appear in at least one playoff game in 10 different seasons ... Made 29 saves and earned a win in Game 2 of the First Round at PIT on Apr. 16; earned his 55th career NHL playoff win, passing Terry Sawchuk for 15th place on the NHL's all-time playoff wins list. **2014-15:** Tied for seventh in the NHL in goals against average (2.25), tied for eighth in the NHL in shutouts (five), and tied

for 10th in the NHL in save percentage (.922) ... Became the second goalie in NHL history to post a 2.50 GAA or better in each of his first 10 seasons ... Posted a .920 SV% or better for the sixth consecutive season and for the seventh time in 10 NHL seasons ... Made 23 saves and recorded the win in the Rangers' season opener on Oct. 9 at STL; became the fifth Rangers goalie to appear in parts of 10 seasons with the team (along with Mike Richter, Ed Giacomin, John Vanbiesbrouck, and Gump Worsley) and became the third goalie in franchise history to start nine consecutive regular season openers ... Stopped all 33 shots he faced to record a win/shutout on Oct. 19 vs. SJS ... Stopped all 25 shots he faced through regulation and overtime while appearing in his 583rd career NHL game on Nov. 1 vs. WPG; passed Worsley for second on the Rangers' all-time appearances list ... Registered a 16-4-0 record, along with a 1.82 GAA, a .938 SV%, and 1 SO in 20 appearances from Dec. 8 vs. PIT to Feb. 2 vs. FLA; allowed two goals or fewer in 15 of those 20 contests ... Posted a personal seven-game winning streak from Dec. 8 vs. PIT to Dec. 27 vs. NJD (1.54 GAA, .940 SV%, and 1 SO over the span); tied his career-high ... Stopped all 16 shots he faced to record his 55th career NHL shutout on Dec. 14 at EDM; passed Ed Giacomin and Bernie Parent for 20th on the NHL's all-time shutouts list ... Named NHL Third Star of the Week for the week ending on Dec. 14, as he posted a 3-0-0 record, along with a 1.30 GAA, a .951 SV%, and 1 SO in three appearances ... Made 19 saves and recorded a win while appearing in his 600th career NHL game on Dec. 27 vs. NJD; became the ninth goalie to appear in at least 600 games with one franchise in NHL history and became one of four goalies in NHL history who posted at least 325 wins through his first 600 career games (Jacques Plante, Martin Brodeur, Chris Osgood) ... Made 30 saves and posted his 20th win of the season on Jan. 10 at SJS; became the first goalie in NHL history who has won at least 20 games in each of his first 10 NHL seasons and tied Richter for the most 20-win seasons in franchise history ... Made at least 30 saves in six of seven appearances from Jan. 16 at CBJ to Feb. 2 vs. FLA, including in four straight games from Jan. 16 at CBJ to Jan. 27 at NYI; made 30 or more saves in four consecutive appearances for the first time since Dec. 17 – Dec. 23, 2009 ... Posted his 30th win of the season on Apr. 11 at WSH; became the first goalie in NHL history to earn at least 30 wins in nine of his first 10 NHL seasons and became the fourth goalie in NHL history to earn at least 30 wins in nine different seasons, joining Martin Brodeur, Patrick Roy, and Ed Belfour ... Tied for third in the NHL in wins (11) and GAA (2.11), and ranked fourth in the NHL in SV% (.928) in the playoffs ... Allowed two goals or fewer in 14 of 19 playoff appearances, and allowed one goal in nine appearances ... Posted a 1.53 GAA and a .939 SV% (124 saves on 132 shots) in the First Round against PIT; recorded the second-lowest GAA in a playoff series in his career, and the lowest since the ECQF against ATL in 2007 (1.50) ... Appeared in his 94th career playoff game with the Rangers in Game 2 vs. PIT on Apr. 18; became the Rangers' all-time leader in playoff appearances (among skaters and goaltenders) ... Posted a 1.65 GAA and a .946 SV% in the Second Round against WSH ... Appeared in his 100th career NHL playoff contest in Game 3 at WSH on May 4; became the first Ranger (skater or goaltender) to appear in 100 playoff games with the franchise ... Made 28 saves while making his 100th consecutive playoff appearance with the Rangers in Game 4 at WSH on May 6; became the third goaltender in NHL history to appear in 100 consecutive playoff games with one franchise (Brodeur – NJD; Roy – COL) ... Stopped 28 of 29 shots and earned a win in Game 5 vs. WSH on May 8; allowed two goals or fewer for the eighth consecutive playoff game, establishing a franchise record ... Made 42 saves and earned his 50th career NHL playoff win in Game 6 at WSH on May 10; the 42 saves were the most he made in one playoff game which ended in regulation in his career ... Made 35 saves and earned a win in Game 7 vs. WSH on May 13; earned his sixth career win in Game 7 of a playoff series, tying Brodeur and Roy for the most Game 7 wins in NHL history, and earned his 10th consecutive win when facing elimination at MSG (0.96 GAA, .968 SV%, 2 SO in the 10 games). **2013-14:** Tied for fourth in the NHL in shutouts (five), tied for seventh in wins (33), and tied for first among goalies in assists (four) ... Registered a 2.36 GAA and a .920 SV%; posted a save percentage of .920 or better for the fifth consecutive season ... Became the Rangers' all-time wins leader by recording his 302nd career victory in an 8-4 win on Mar. 18 at OTT ... Became the Rangers' all-time leader in shutouts by recording his 50th career shutout on Mar. 22 at NJD ... Posted a 2-0-0 record with a 2.00 GAA and a .925 SV% in two contests at Yankee Stadium as part of the 2014 Coors Light NHL Stadium Series; became the first goalie to win two outdoor games in one season and three outdoor games in his career ... Recorded his 300th career NHL win with a 30-save shutout on Mar. 9 vs. DET; became the 29th goalie in NHL history to win 300 games and the 11th to win 300 games with one team; tied Ed Giacomin's franchise record for career shutouts with 49 ...

Made 30 saves in a 4-2 win on Mar. 14 at WPG; tied Mike Richter for the franchise record in career wins (301) ... Established playoff career-highs in appearances (25) and wins (13) ... Established a franchise record for playoff appearances is one year ... Ranked second in the NHL in wins, GAA (2.14), and SV% (.927) ... Stopped 26 of 27 shots in Game 7 of the First Round vs. PHI on Apr. 30; became one of four goalies in NHL history to win four consecutive Game 7s (Patrick Roy, Ed Belfour, Cam Ward) ... Posted a 1.87 GAA and a .940 SV% in the Second Round against PIT ... Appeared in his 77th career playoff game in Game 3 vs. PIT on May 5; passed Richter for first on the team's all-time playoff appearances list ... Made 35 saves in Game 7 at PIT on May 13; became the first goalie in NHL history to win five consecutive Game 7s, posting a 0.80 GAA and a .973 SV% in the five games ... Registered a playoff career-high, five-game winning streak from Game 5 at PIT on May 9 to Game 2 of the Eastern Conference Final at MTL on May 19 (1.20 GAA, .964 SV% over the span) ... Made 40 saves to record his 40th career playoff victory in Game 2 at MTL on May 19 ... Stopped all 18 shots he faced in Game 6 vs. MTL on May 29; passed Richter for first on the Rangers' all-time playoff wins list with his 42nd career playoff victory, and tied Richter for first on the team's all-time playoff shutouts list with his ninth career playoff shutout ... Made at least 40 saves in three of five Stanley Cup Final games against LAK. **2012-13:** Tied for the NHL lead in wins (24) to become the first Rangers goaltender to lead the league in wins since Mike Richter in 1993-94 (42) ... Tied for fifth in the NHL in SV% (.926) and ranked seventh in GAA (2.05) ... Nominated for the Vezina Trophy as the NHL's top goaltender for the fifth time in his career ... Captured Rangers' MVP honors for the seventh time and the for the seventh consecutive season, both Rangers records ... Posted his second shutout of the season, and 45th of his career, on Apr. 27 vs. NJD to pass Ed Giacomin as the franchise leader in career total shutouts (regular season + playoffs) with 51 total shutouts in his career ... Named the NHL's Third Star for the week ending Apr. 7, posting a 3-0-1 mark with a 1.22 GAA and .962 SV% over the span ... Established a playoff career-high in SV% (.934); was the highest save percentage a Rangers goalie has posted in one playoff year in franchise history ... Tied for second in the league in SV% and ranked sixth in GAA (2.14) in the playoffs ... Posted back-to-back shutouts in Game 6 of the Eastern Conference Quarterfinals vs. WSH on May 12 and Game 7 at WSH on May 13, becoming the first goaltender since Dominik Hasek to record consecutive shutouts in Games 6 and 7 of a playoff series (2002 Western Conference Finals) ... Posted a playoff career-high shutout streak of 152:23 from the beginning of Game 6 vs. WSH on May 12 vs. to 12:23 of the second period of Game 1 of the Eastern Conference Semifinals at BOS on May 16. **2011-12:** Established career-bests in wins (39), GAA (1.97), and SV% (.930) ... Ranked third in the NHL in wins, tied for third in SV% and shutouts (eight), and tied for fourth in GAA ... Captured Rangers' MVP honors for the sixth consecutive year, which established a franchise record, and tied him with Brian Leetch for the most in franchise history ... Posted a career-high shutout streak of 182:33 from 19:11 of the second period on Jan. 21 at BOS to 12:02 of the second period on Feb. 5 vs. PHI ... Posted his sixth shutout of the season, and second in as many starts, stopping 34 shots through regulation/overtime and four of five shootout attempts on Feb. 1 at BUF; passed Kerr for second on the Rangers' all-time shutouts list with 41 career shutouts and marked the first time in his career he posted shutouts in two consecutive appearances ... Stopped nine of 12 shots in the first period while making his third career All-Star appearance on Jan. 29 ... Made 27 saves to post his fourth shutout and 20th win of the season on Jan. 17 vs. NSH; became the third Rangers' goalie to post 20+ wins in seven straight seasons (Richter: 1995-02; Giacomin: 1966-74 ... Posted a career-high, seven-game winning streak from Dec. 20 - Jan. 10 ... Made a career-high 32 consecutive starts from Feb. 11, 2011 at ATL to Oct. 22 at EDM (37 straight including playoffs) ... Stopped all 40 shots he faced for his first win and shutout of the season on Oct. 18 at VAN ... Established playoff career-bests in shutouts (three), and GAA (1.82) ... Tied for the NHL lead in shutouts, ranked second in GAA, third in wins, and fifth in SV% ... Made 46 saves in a triple overtime victory in Game 3 of the Eastern Conference Semifinals at WSH on May 2. **2010-11:** Established a career-high in shutouts (11) ... Led the NHL in shutouts and road wins (20), ranked fifth in saves (1,813), tied for fifth in appearances (68), tied for sixth in wins (36), ranked seventh in GAA (2.28), and tied for seventh in SV% (.923) ... Captured the Rangers' MVP Award for a franchise record, fifth consecutive year ... Posted his career-high, 11th shutout of the season, while appearing in his 400th career NHL game with 26 saves in a 1-0 win at BOS on Mar. 26; moved into a tie for second place in team history for most shutouts in a season ... Registered his 30th win of the season on Mar. 18 vs. MTL, extending his NHL record with six consecutive 30-win seasons to begin his career, and his franchise record with six consecutive 30-win

seasons ... Turned aside the first penalty shot attempt in NHL All-Star Game history at 6:13 of the third period, and stopped 11 of 14 shots in the third while making his second career All-Star Game appearance on Jan. 30 in Carolina ... Tied the NHL record for longest assist streak by a goaltender (Tom Barrasso - 1984-85, 1988-89; Ed Belfour - 2001-02) becoming the first Rangers goalie to record an assist in three consecutive games (goalie games played) on Jan. 5 vs. CAR, Jan. 7 at DAL and Jan. 11 vs. MTL ... Posted his 25th career shutout, and first of the season, stopping 36 shots in a 2-0 win on Oct. 30 at TOR, passing Richter, Chuck Rayner and Worsley and moving into fourth place on the Rangers' all-time regular season shutouts list. **2009-10:** Established career-highs in appearances (73) and saves (1,942) ... Tied for second in the NHL in appearances, ranked fourth in saves, fifth in ice time (4,203:49), eighth in GAA (2.38), and tied for seventh in SV% (.921) and 10th in wins (35) ... Established a single-season franchise record for appearances by a goalie ... Made 35 saves through regulation/overtime, and stopped all three shots faced in the shootout, to post his 30th win of the season on Mar. 25 at NJD, becoming the only goalie in NHL history to post 30 or more wins in each of his first five NHL seasons, and the first Rangers goaltender in team history to post five straight 30-win seasons. **2008-09:** Ranked third in the NHL in saves (1,839), and fourth in wins (38) and appearances (70) ... Became the first goaltender in NHL history to reach the 30-win mark in each of his first four seasons on Mar. 12 at NSH ... Appeared in his first career NHL All-Star Game on Jan. 25 in Montreal. **2007-08:** Led the NHL in shutouts (10), tied for fourth in wins (37) and ranked sixth in GAA (2.23); became the first Rangers goalie to lead the league in shutouts since 1970-71 (Giacomin – eight) ... Nominated as a finalist for the Vezina Trophy, as the NHL's top goaltender, for the third consecutive season ... Turned aside all 25 shots he faced to record his 10th shutout of the season on Apr. 3 at NYI; became the first Ranger goalie to register at least 10 shutouts in one season since Roach in 1928-29 ... Stopped 26 shots on Mar. 6 at NYI for his 30th win of the season, becoming only the second goalie in NHL history to record three straight 30-win seasons to begin their career at the time (Ron Hextall, 1986-87 to 1988-89). **2006-07:** Ranked fifth in the NHL in appearances (70), tied for sixth in the NHL in shutouts (five), ranked eighth in GAA (2.34), tied for eighth in wins (37), and tied for ninth in SV% (.917) ... Tied for fourth in the NHL with eight shootout wins ... Named a finalist for the Vezina Trophy as the league's top goaltender for the second consecutive season ... Ranked third in the NHL in SV% (.924) and fifth in GAA (2.07) in the playoffs ... Made 21 saves to record his first career NHL playoff win in Game 1 of the Eastern Conference Quarterfinals at ATL on Apr. 12 ... Stopped all 21 shots he faced to register his first career NHL playoff shutout in Game 3 vs. ATL on Apr. 17. **2005-06:** Finished fourth in the NHL in SV% (.922), fifth in GAA (2.24), and tied for 11th in wins (30) ... Named a finalist for the Vezina Trophy as the NHL's top goaltender ... Named to the NHL's All-Rookie Team ... Posted his 30th win of the season on Mar. 29 at NYI, breaking the Rangers rookie goaltending wins record previously held by Jim Henry (1941-42) and Johnny Bower (1953-54) ... Posted his first career NHL shutout on Oct. 17 vs. FLA ... Recorded his first NHL win on Oct. 13 vs. NJD ... Made his Rangers/NHL debut on Oct. 8 at NJD, posting 24 saves in a 3-2 overtime loss.

EUROPEAN CAREER: 2004-05: Led the Swedish Elite League (SEL, now the Swedish Hockey League) in wins (33), GAA (1.79), SV% (.936) and shutouts (six) while capturing the SEL Championship with Frolunda ... Established multiple national playoff records, including GAA (1.05), SV% (.962), shutout streak (172:29), and shutouts (six) ... Captured Sweden's Best Player Award and the league's MVP. **2003-04:** Voted to the Swedish Media All-Star Team for the second consecutive season. **2002-03:** Captured the SHL championship. **2001-02:** Made his SHL debut.

INTERNATIONAL CAREER: 2017: Posted a 5-0-0 record, along with a 1.31 GAA and a .946 SV% (122 saves on 129 shots) in five appearances while helping Sweden earn a gold medal at the 2017 IIHF World Championship ... Led all goaltenders in the tournament in GAA and SV% ... Stopped 42 of 43 shots he faced in regulation and overtime, and stopped all four shots he faced in the shootout in the Gold Medal Game against Canada on May 21. **2016:** Posted a 1-1-1 record, along with a 2.25 GAA, a .940 SV%, and 1 SO in three appearances while representing Sweden at the 2016 World Cup of Hockey ... Ranked third among all tournament goaltenders (min. two appearances) in SV% and was one of four goaltenders who posted a shutout in the tournament. **2014:** Posted a 5-1-0 record, a 1.50 GAA, a .943 SV%, and 2 SO in six games while helping Sweden capture a silver medal at the 2014 Winter Olympics in Sochi, Russia ... His 12 wins rank second all-time in Olympic competition (Vladislav Tretiak – 17). **2010:** Represented Sweden at the 2010 Winter Olympic Games ... Led all tournament goal-

tenders in GAA (1.34) and shutouts (two), and ranked fourth in SV% (.927). **2008:** Posted a 3-2-0 record, along with a 2.97 GAA and a .911 SV% in five games while representing Sweden at the 2008 IIHF World Championship. **2006:** Captured a Gold Medal with Team Sweden at the 2006 Winter Olympics, posting a 5-1-0 record, along with a 2.33 GAA. **2005:** Appeared in nine games for Sweden at the 2005 IIHF World Championship, posting a 6-3-0 record, along with a 2.35 GAA. **2004:** Captured a silver medal while representing Sweden at the 2004 IIHF World Championship ... Ranked third among all goaltenders in the tournament in GAA (1.64) and saves (160), ranked fourth in shutouts (one), and ranked sixth in SV% (.924). **2003:** Represented Sweden at the 2003 IIHF World Championship. **2002:** Ranked second overall in minutes played (259:15), ranked fourth in GAA (2.15), and ranked fifth in SV% (.906) while representing Sweden at the 2002 IIHF World Junior Championship. **2001:** Represented Sweden at the 2001 IIHF World Junior Championship. **2000:** Represented Sweden at the 2000 IIHF U18 World Championship.

BACKGROUND: Became the official spokesperson for the Garden of Dreams Foundation in Jan. 2009 ... He conceived and created the Crown Collection, a collection of apparel he designed with a percentage of proceeds benefitting the Garden of Dreams Foundation ... Recipient of the 2012 Garden of Dreams Hero Award, an award established in 2009 to annually honor a person or organization who embodies the spirit and commitment of the Garden of Dreams Foundation, with active, ongoing dedication to children facing obstacles ... Established the Henrik Lundqvist Foundation in 2014; The foundation, through its fundraising efforts and community outreach, strives to create positive change in the lives of children and adults throughout the world through education and health services ... Received the Victoria Scholarship in 2016; the award has been given annually since 1979 to the Swedish athlete who had the best performance of the year, and it is awarded on July 14, which is the birthday of Victoria, Crown Princess of Sweden ... Nominated for the inaugural Sports Humanitarian of the Year Award, presented by ESPN and Playstation, in 2015; the award celebrates and honors athletes, teams, nonprofits, and members of the sports industry for using sport to serve communities and make a positive impact on society ... Nominated for the 2014-15 NHL Foundation Player Award, which is presented annually to "an NHL player who applies the core values of hockey -- commitment, perseverance and teamwork -- to enrich the lives of people in his community" ... Partnered with celebrities for the MSG Networks series "The Mask with Henrik Lundqvist" in 2015; the five-part series featured Henrik in one-on-one interviews with Mario Batali, Michael J. Fox, Tiesto, Jeff Gordon, and John McEnroe, as they designed one-of-a-kind goalie masks that Henrik wore during the 2014-15 season, and over $220,000 has been raised through The Mask with Henrik Lundqvist's event, auction and related campaigns ... Teamed up with tennis great John McEnroe to create Rock of Dreams, a fundraiser featuring their band "Noise Upstairs" at the Canal Room in New York City, to raise over $60,000 for charity, including $48,000 for the Garden of Dreams Foundation ... Auctioned off the customized mask he created for the 2012 Winter Classic following the Rangers' victory, raising over $37,000 for the Garden of Dreams ... Co-hosted the "Henke and Zucca Summer Classic" on Aug. 11, 2018 at Ullevaal Stadion in Oslo, Norway, along with Mats Zuccarello to benefit The Zuccarello Foundation, The Henrik Lundqvist Foundation, and Right to Play ... Was the first hockey player to be featured on HBO's award winning series, "Real Sports with Bryant Gumbel." ... Named to Vanity Fair's 2013 International Best Dressed List ... Appeared in the "Ice Cold Killers" fashion feature in the Nov. 2012 issue of Esquire Magazine ... Named one of the most stylist New Yorkers by US Weekly Magazine ... Was awarded "Most Stylish Athlete" at the 2012 Style Awards during Mercedes Benz Fashion Week ... Made a guest appearance, along with fellow teammates, on the Sept. 30, 2009 episode of Late Show with David Letterman to present the Top 10 list ... Named to Page Six Magazine's "Best-Dressed of NYC Fashion Week" list (Sept. 2008) ... Inducted into Grey Line New York's "Ride of Fame" on Aug. 31, 2010, joining the ranks of Rachel Ray and Whoopi Goldberg, as a personalized bus was unveiled featuring his likeness ... Featured in spread of 2010 Vogue magazine's celebrated September issue ... Named to People Magazine's "100 Most Beautiful People" list in 2006 ... Opened Tiny's Restaurant in Tribeca with Sean Avery in April of 2011 ... Twin brother Joel, was drafted by Dallas in the third round of the 2000 NHL Entry Draft, and they played against each other three times in the NHL ... Is a fan of Bruce Springsteen and the Foo Fighters ... Played guitar with a band in Frolunda ... Nickname is Hank ... Married – wife, Therese; daughters, Charlise and Juli.

CAREER TRANSACTIONS: June 25, 2000 – Selected by the Rangers in the seventh round, 205th overall, of the 2000 NHL Entry Draft.

CAREER STATISTICS

REGULAR SEASON

SEASON	TEAM	LEAGUE	GP	W	L	T	OT	SO	GA	SA	GAA	SV%	MIN	A	PIM
1998-99	Frolunda Jr.	SWE-JR.	35	-	-	-	-	0	95	-	2.73	-	2,100	-	-
1999-00	Frolunda Jr.	SWE-JR.	30	-	-	-	-	0	73	-	2.54	-	1,726	-	-
	Sweden	WJ18	4	-	-	-	-	0	9	-	2.25	-	240	-	-
2000-01	Frolunda Jr.	SWE-JR.	19	-	-	-	-	2	50	-	2.64	-	1,140	-	-
	Frolunda U18	SWE-U18	2	-	-	-	-	0	5	-	2.50	-	120	-	-
	Molndal	SWE-2	7	-	-	-	-	0	29	-	4.22	-	420	-	-
	Frolunda	SHL	4	-	-	-	-	0	11	-	3.47	-	190	-	-
	Sweden	WJC	7	3	4	0	-	0	13	-	1.86	-	419	-	-
2001-02	Frolunda	SHL	20	-	-	-	-	2	52	-	2.71	-	1,152	-	-
	Frolunda Jr.	SWE-JR.	1	1	0	0	-	0	4	-	4.00	-	60	-	-
	Sweden	WJC	7	3	2	2	-	1	15	-	2.15	-	419	-	-
2002-03	Frolunda	SHL	28	-	-	-	-	6	40	-	1.45	-	1,650	-	-
	Frolunda Jr.	SWE-JR.	1	1	0	0	-	0	4	-	4.00	-	60	-	-
	Sweden	WC	-	-	-	-	-	-	-	-	-	-	-	-	-
2003-04	Frolunda	SHL	48	-	-	-	-	7	105	-	2.17	-	2,897	-	-
	Sweden	WC	8	5	2	1	-	1	13	-	1.64	-	476	-	-
2004-05	Frolunda	SHL	44	33	8	3	-	6	79	-	1.79	-	2,642	-	-
	Sweden	WC	9	6	3	0	-	1	20	188	2.35	-	510	-	-
	Sweden	W-Cup	-	-	-	-	-	-	-	-	-	-	-	-	-
2005-06	**RANGERS**	**NHL**	**53**	**30**	**12**	**-**	**9**	**2**	**116**	**1,485**	**2.24**	**.922**	**3,112**	**2**	**0**
	Sweden	Olympics	6	5	1	0	-	0	14	-	2.33	-	360	-	-
2006-07	**RANGERS**	**NHL**	**70**	**37**	**22**	**-**	**8**	**5**	**160**	**1,927**	**2.34**	**.917**	**4,109**	**0**	**0**
2007-08	**RANGERS**	**NHL**	**72**	**37**	**24**	**-**	**10**	**10**	**160**	**1,823**	**2.23**	**.912**	**4,305**	**0**	**2**
	Sweden	WC	5	3	2	0	-	0	14	157	2.97	-	-	-	-
2008-09	**RANGERS**	**NHL**	**70**	**38**	**25**	**-**	**7**	**3**	**168**	**2,007**	**2.43**	**.916**	**4,153**	**2**	**0**
2009-10	**RANGERS**	**NHL**	**73**	**35**	**27**	**-**	**10**	**4**	**167**	**2,109**	**2.38**	**.921**	**4,204**	**1**	**0**
	Sweden	Olympics	3	2	1	–	0	2	4	55	1.34	.927	179	-	-
2010-11	**RANGERS**	**NHL**	**68**	**36**	**27**	**-**	**5**	**11**	**152**	**1,965**	**2.28**	**.923**	**4,007**	**4**	**6**
2011-12	**RANGERS**	**NHL**	**62**	**39**	**18**	**-**	**5**	**8**	**123**	**1,753**	**1.97**	**.930**	**3,754**	**2**	**4**
2012-13	**RANGERS**	**NHL**	**43**	**24**	**16**	**-**	**3**	**2**	**88**	**1,190**	**2.05**	**.926**	**2,575**	**1**	**0**
2013-14	**RANGERS**	**NHL**	**63**	**33**	**24**	**–**	**5**	**5**	**144**	**1,810**	**2.36**	**.920**	**3,655**	**4**	**0**
	Sweden	Olympics	6	5	1	–	0	2	9	159	1.50	.943	360	0	0
2014-15	**RANGERS**	**NHL**	**46**	**30**	**13**	**-**	**3**	**5**	**103**	**1,329**	**2.25**	**.922**	**2,743**	**1**	**0**
2015-16	**RANGERS**	**NHL**	**65**	**35**	**21**	**-**	**7**	**4**	**156**	**1,944**	**2.48**	**.920**	**3,772**	**4**	**4**
2016-17	**RANGERS**	**NHL**	**57**	**31**	**20**	**-**	**4**	**2**	**148**	**1,650**	**2.74**	**.910**	**3,240**	**1**	**0**
	Sweden	W-Cup	3	1	1	-	1	1	7	116	2.25	.940	187	0	0
	Sweden	WC	5	5	0	-	0	0	7	129	1.31	.946	320	0	0
2017-18	**RANGERS**	**NHL**	**63**	**26**	**26**	**-**	**7**	**2**	**174**	**2,036**	**2.98**	**.915**	**3,503**	**1**	**0**
	NHL/NYR TOTALS		**805**	**431**	**275**	**-**	**83**	**63**	**1,859**	**23,028**	**2.37**	**.919**	**47,131**	**23**	**16**

PLAYOFFS

SEASON	TEAM	LEAGUE	GP	W	L	SO	GA	SA	GAA	SV%	MIN
1999-00	Frolunda Jr.	SWE-JR.	5	4	1	2	7	-	1.40	-	300
2000-01	Frolunda U18	SWE-U18	3	2	1	0	5	-	1.62	-	182
2001-02	Frolunda	SHL	8	8	0	2	18	-	2.21	-	489
2002-03	Frolunda	SHL	12	-	-	2	26	-	2.11	-	739
2003-04	Frolunda	SHL	10	-	-	0	20	-	1.97	-	610
2004-05	Frolunda	SHL	14	12	2	6	15	-	1.05	-	854
2005-06	**RANGERS**	**NHL**	**3**	**0**	**3**	**0**	**13**	**79**	**4.41**	**.835**	**177**
2006-07	**RANGERS**	**NHL**	**10**	**6**	**4**	**1**	**22**	**291**	**2.07**	**.924**	**637**
2007-08	**RANGERS**	**NHL**	**10**	**5**	**5**	**1**	**26**	**287**	**2.57**	**.909**	**608**
2008-09	**RANGERS**	**NHL**	**7**	**3**	**4**	**1**	**19**	**207**	**3.00**	**.908**	**380**
2010-11	**RANGERS**	**NHL**	**5**	**1**	**4**	**0**	**13**	**156**	**2.25**	**.917**	**346**
2011-12	**RANGERS**	**NHL**	**20**	**10**	**10**	**3**	**38**	**554**	**1.82**	**.931**	**1,251**
2012-13	**RANGERS**	**NHL**	**12**	**5**	**7**	**2**	**27**	**411**	**2.14**	**.934**	**756**
2013-14	**RANGERS**	**NHL**	**25**	**13**	**11**	**1**	**54**	**737**	**2.14**	**.927**	**1,516**
2014-15	**RANGERS**	**NHL**	**19**	**11**	**8**	**0**	**41**	**570**	**2.11**	**.928**	**1,166**
2015-16	**RANGERS**	**NHL**	**5**	**1**	**3**	**0**	**15**	**113**	**4.39**	**.867**	**205**
2016-17	**RANGERS**	**NHL**	**12**	**6**	**6**	**1**	**29**	**395**	**2.25**	**.927**	**775**
	NHL/NYR TOTALS		**128**	**61**	**65**	**10**	**297**	**3,800**	**2.28**	**.922**	**7,816**

CAREER STATISTICS

RECORD VS. NHL

TEAM	GP	W	L	OT	GA	GAA	SV%	SO
ANA	14	7	5	1	35	2.61	.911	0
ARI	9	8	1	0	18	1.96	.933	0
BOS	42	27	13	2	84	2.00	.934	6
BUF	35	20	12	2	79	2.36	.918	2
CGY	11	8	3	0	27	2.50	.917	0
CAR	40	28	11	1	82	2.03	.930	2
CHI	12	6	4	2	29	2.45	.920	0
COL	13	5	5	3	29	2.30	.923	0
CBJ	21	11	8	1	56	2.87	.909	0
DAL	14	8	6	0	32	2.36	.925	0
DET	15	7	4	4	30	1.96	.937	4
EDM	10	5	2	2	24	2.49	.909	1
FLA	38	24	10	3	77	2.06	.930	5
LAK	12	5	5	2	31	2.56	.918	0
MIN	12	6	5	0	35	3.19	.878	0
MTL	36	15	17	3	96	2.79	.901	3
NSH	13	8	5	0	27	2.09	.930	2
NJD	61	36	17	8	120	1.97	.930	8
NYI	59	30	20	7	132	2.32	.918	5
NYR	-	-	-	-	-	-	-	-
OTT	40	16	20	3	85	2.16	.928	2
PHI	57	35	16	4	138	2.50	.917	4
PIT	63	29	23	11	159	2.53	.913	4
SJS	11	4	5	1	27	2.77	.918	1
STL	11	4	6	0	23	2.26	.922	1
TBL	40	20	14	6	94	2.41	.916	2
TOR	32	15	11	5	89	2.96	.897	2
VAN	13	8	5	0	29	2.49	.925	2
VGK	1	1	0	0	4	4.05	.882	0
WSH	38	21	12	5	100	2.66	.909	4
WPG	32	14	10	7	68	2.14	.923	3
TOTALS	**805**	**431**	**275**	**83**	**1,859**	**2.37**	**.919**	**63**

RANGERS AWARDS	
Rangers MVP (as voted by the Professional Hockey Writers Association)	2006-07, 2007-08, 2008-09, 2009-10, 2010-11, 2011-12, 2012-13, 2015-16, 2017-18
Steven McDonald Extra Effort Award	2005-06, 2017-18
John Halligan Good Guy Award (Cooperation with Media)	2007-08
Lars-Erik Sjoberg Award (Best Rookie in Training Camp)	2005
Rangers Fan Club Frank Boucher Trophy (Most Popular Player On and Off the Ice)	2006-07, 2009-10
Rangers Fan Club Rookie of the Year	2005-06
Rangers Fan Club Ceil Saidel Memorial Award (Dedication to the Organization On and Off the Ice)	2005-06, 2008-09

CAREER HIGHLIGHTS

CAREER HIGHS (LAST TIME)	
SHOTS FACED	55 (2x), 2/28/18 at VAN
WIN STREAK	7 (3x), 12/8/14 - 12/27/14
SHUTOUT STREAK	182:37, 1/21/12 – 2/5/12
POINT STREAK	9, 10/18/15 - 11/14/15 (7-0-2)

NHL FIRSTS	
GAME	10/8/05 at NJD (2-3, OT)
WIN	10/13/05 vs. NJD (4-1)
SHUTOUT	10/17/05 vs. FLA (4-0)

NHL AWARDS
Vezina Trophy, 2011-12
NHL First All-Star Team, 2011-12
NHL Second All-Star Team, 2012-13
NHL All-Rookie Team, 2005-06

CAREER SHOOTOUTS

W	L	SA	GA	SV%
58	45	381	103	.730

40 OR MORE SAVE GAMES (28; 16-4-8)

DATE	OPPONENT	RESULT	SAVES
12/14/06	at DAL	5-2	43
3/24/07	at BOS	2-1	40
10/18/08	at DET	4-5 (OT)	40
2/13/09	at FLA	1-2 (SO)	42
1/12/10	NJD	0-1 (SO)	45
2/6/10	NJD	3-1	41
3/4/10	PIT	4-5 (OT)	50
4/11/10	at PHI	1-2 (SO)	46
11/26/10	at FLA	3-0	40
12/29/10	at NJD	3-1	43
10/18/11	at VAN	4-0	40
2/14/12	at BOS	3-0	42
4/6/13	at CAR	4-1	48
11/21/13	at DAL	3-2	41
10/24/15	at PHI	2-3 (SO)	46
3/12/16	at DET	2-3 (OT)	40
3/19/16	at SJS	1-4	43
11/25/16	at PHI	3-2	40
2/7/17	ANA	4-1	43
3/7/17	at FLA	5-2	43
10/13/17	at CBJ	1-3	40
11/17/17	at CBJ	0-2	40
11/24/17	DET	2-1	40
12/21/17	at NJD	3-4 (SO)	45
1/14/18	at PIT	2-5	42
2/28/18	at VAN	6-5	50
3/2/18	at CGY	3-1	50
3/31/18	at CAR	2-1	40

CAREER PENALTY SHOTS (21)

DATE	OPPONENT	PLAYER (RESULT)
11/25/06	at PIT	Jordan Staal (Save)
12/7/06	PIT	Nils Ekman (Goal)
1/20/07	ATL	Marian Hossa (Save)
10/23/07	at PIT	Jordan Staal (Save)
10/29/07	TBL	Vincent Lecavalier (Goal)
2/3/08	at MTL	Sergei Kostitsyn (Goal)
1/18/09	at PIT	Sidney Crosby (Save)
1/9/10	at BOS	Marco Sturm (Save)
3/21/10	at BOS	Daniel Paille (Save)
1/2/12	at PHI	Daniel Briere (Save)
12/8/13	WSH	Mikhail Grabovski (Goal)
12/20/13	NYI	Cal Clutterbuck (Goal)
3/5/14	TOR	Tyler Bozak (Goal)
3/7/14	at CAR	Jeff Skinner (Goal)
11/5/14	DET	Gustav Nyquist (Save)
11/21/15	at FLA	Reilly Smith (Save)
2/26/17	CBJ	Brandon Saad (Save)
10/31/17	VGK	David Perron (Goal)
12/1/17	CAR	Jeff Skinner (Save)
3/28/18	at WSH	Evgeny Kuznetsov (Save)
4/3/18	at NJD	Taylor Hall (Goal)

ALL-STAR GAME STATISTICS

SEASON	TEAM	MINS	GA
2008-09	Eastern Conference	20:00	6
2010-11	Team Staal	18:36	3
2011-12	Team Alfredsson	19:49	3
2017-18	Metropolitan Division	10:00	2

CAREER SHUTOUTS (63)

DATE	OPPONENT	SCORE	SAVES
10/17/05	FLA	4-0	23
1/7/06	FLA	4-0	38
11/21/06	CAR	4-0	34
2/9/07	TBL	5-0	29
2/27/07	MTL	4-0	19
3/17/07	BOS	7-0	30
3/21/07	PHI	5-0	17
10/20/07	at BOS	0-1 (SO)	19
10/25/07	NJD	2-0	22
11/1/07	WSH	2-0	31
11/5/07	PHI	2-0	30
12/9/07	NJD	1-0	17
12/18/07	PIT	4-0	18
1/22/08	ATL	4-0	14
2/24/08	FLA	5-0	23
3/9/08	BOS	1-0	29
4/3/08	at NYI	3-0	25
1/5/09	PIT	4-0	27
1/10/09	at OTT	2-0	33
3/30/09	NJD	3-0	38
11/1/09	BOS	1-0	29
1/12/10	NJD	0-1 (SO)	45
3/24/10	NYI	5-0	27
4/2/10	at TBL	5-0	30
10/30/10	at TOR	2-0	36
11/5/10	at NJD	3-0	33
11/26/10	FLA	3-0	40
12/03/10	NYI	2-0	17
12/12/10	WSH	7-0	31
1/13/11	VAN	1-0	31
1/19/11	TOR	7-0	22
2/25/11	WSH	6-0	35
3/6/11	PHI	7-0	24
3/22/11	FLA	1-0	22
3/26/11	at BOS	1-0	26
10/18/11	at VAN	4-0	40
11/26/11	PHI	2-0	29
12/26/11	NYI	3-0	28
1/17/12	NSH	3-0	27
1/24/12	WPG	3-0	22
2/1/12	at BUF	1-0	34
2/14/12	at BOS	3-0	42
2/27/12	NJD	2-0	13
4/13/13	at NYI	1-0	29
4/27/13	NJD	4-0	20
10/16/13	at WSH	2-0	22
10/31/13	BUF	2-0	29
1/16/14	DET	1-0	38
3/9/14	DET	3-0	30
3/22/14*	at NJD	2-0	21
10/19/14	SJS	4-0	33
11/1/14	WPG	0-1 (SO)	25
11/11/14	PIT	5-0	33
11/23/14	MTL	5-0	21
12/14/14	at EDM	2-0	16
11/10/15	CAR	3-0	33
11/23/15	NSH	3-0	31
2/10/16	at PIT	3-0	34
2/21/16	DET	1-0	22
11/1/16	STL	5-0	35
1/22/17	at DET	1-0	21
10/8/17	MTL	2-0	34
11/19/17	OTT	3-0	20

*Became the Rangers' all-time leader in shutouts

CODY McLEOD

LEFT WING

8

HEIGHT **6'2"** WEIGHT **204** SHOOTS **LEFT** BORN **JUN 26, 1984** BIRTHPLACE **BINSCARTH, MB**

CAREER HIGHLIGHTS: 2017-18: Tied for second in the NHL in major penalties (13) and ranked sixth in the NHL in penalty minutes (111) ... Registered 76 hits in 25 games with the Rangers (3.0 hits per game); led the Rangers (min. two games played) in hits per game ... Was credited with four or more hits in 22 of 48 games he played, including nine of his final 19 games ... Led all skaters with eight hits in 12:12 of ice time while making his Rangers debut on Feb. 1 vs. TOR; the eight hits were the most a Ranger recorded in one game during the season ... Led all skaters with five hits and was assessed two fighting majors on Feb. 7 vs. BOS ... Recorded his first assist/point as a Ranger, was assessed a fighting major, led all skaters with six hits, and registered three shots on goal on Feb. 18 vs. PHI ... Notched an assist on the game-winning goal, led all skaters with six shots on goal, and posted a plus-one rating on Mar. 3 at EDM ... Was assessed a fighting major in the first period on Mar. 10 at FLA; recorded his 100th penalty minute of the season, and registered 100 penalty minutes in a season for the 10th time in his first 11 NHL seasons ... Recorded two shots on goal on Mar. 20 vs. CBJ ... Tied for the game-high with four hits on Mar. 22 at PHI ... Was credited with two hits in 10:00 of ice time on Mar. 24 vs. BUF ... Recorded two points (one goal, one assist) and 72 penalty minutes in 23 games with Nashville ... Notched an assist and was assessed a fighting major on Oct. 12 vs. DAL ... Skated in his 700th career NHL game on Nov. 3 at ANA ... Was credited with six hits on Nov. 14 vs. WSH ... Tallied a goal, was credited with five hits, and posted a plus-one rating in 11:55 of ice time on Dec. 5 at DAL. **2016-17:** Split the season between Colorado and Nashville ... Tied a career-high in major penalties (19) ... Led the NHL in major penalties and ranked second in the NHL in penalty minutes (145) ... Was credited with 150 hits in 59 games ... Tallied a goal, posted a plus-two rating, and was assessed a fighting major while making his debut with the Predators on Jan. 14 at COL ... Notched a point in two consecutive games on Jan. 24 vs. BUF and Jan. 26 vs. CBJ (one goal, one assist) ... Registered 25 penalty minutes on Mar. 28 at BOS ... Established a playoff career-high in games played (15) while helping Nashville advance to the Stanley Cup Final ... Tied for second on the Predators in hits (52) in the playoffs ... Registered the game-winning goal in Game 3 of the Second Round vs. STL on Apr. 30 ... Was credited with four hits in Game 1 of the Stanley Cup Final at PIT on May 29. **2015-16:** Led the NHL in major penalties (12), ranked fifth in penalty minutes (138), and ranked 12th in hits (240) ... Skated in all 82 games for the second consecutive season ... Led Colorado in hits and penalty minutes ... Tallied a point in six games over an 11-game span from Nov. 1 vs. SJS to Nov. 23 at WPG (five goals, one assist during the stretch), and registered a goal in two consecutive games on Nov. 21 at WSH and Nov. 23 at WPG ... Established a single-game career-high and set an Avalanche single-game record with 12 hits on Nov. 17 at TOR ... Notched an assist in two consecutive games on Dec. 19 vs. EDM and Dec. 21 vs. TOR ... Recorded 12 penalty minutes while skating in his 600th career NHL game on Jan. 26 at SJS. **2014-15:** Established career-highs in games played (82), penalty minutes (191), major penalties (19), and hits (268) ... Established a single-season record for hits by an Avalanche player ... Led the NHL in major penalties, ranked second in penalty minutes, and ranked sixth in hits; led Colorado in all three categories ... Registered his 1,000th career NHL penalty minute on Oct. 24 vs. VAN ... Tied a single-game career-high with two points (one goal, one assist), tallied the game-winning goal, and posted a plus-two rating on Oct. 30 vs. NYI ... Notched an assist and posted a plus-two rating on Nov. 8 at PHI ... Recorded a short-handed goal, which was the game-winning goal, on Dec. 20 at BUF ... Established a single-game career-high with 30 penalty minutes on Feb. 14 vs. DAL ... Recorded a goal, which was his 100th career NHL point, on Feb. 16 vs. ARI. **2013-14:** Ranked sixth in the NHL in major penalties (14) and ranked 15th in the NHL in penalty minutes (122) ... Led Colorado in penalty minutes and ranked fourth on the team in hits (148) ... Notched an assist and posted a plus-one rating in the season opener on Oct. 2 vs.

RANGERS
BAUER
BAUER

ANA ... Registered a goal in two consecutive games on Nov. 19 vs. CHI and Nov. 21 at PHX ... Posted a three-game point streak from Mar. 25 at NSH to Mar. 29 vs. SJS (two goals, one assist, plus-three rating over the span) ... Tallied his first career NHL shorthanded goal on Mar. 29 vs. SJS ... Registered a goal in seven playoff games ... Led Colorado in penalty minutes (22) and ranked second in hits (19) in the playoffs ... Tallied a shorthanded goal in Game 5 of the First Round vs. MIN on Apr. 26. **2012-13:** Established career-highs in average ice time (13:05) and plus/minus rating (plus-four) ... Skated in all 48 regular season games; was one of two Avalanche players who appeared in every game ... Led Colorado in penalty minutes (83) and major penalties (seven), ranked second in hits (106), tied for third in plus/minus rating, and ranked sixth in shots on goal (79) ... Tallied an assist and posted a plus-three rating in 15:58 of ice time on Jan. 31 at CGY ... Registered five goals/points in a five-game span from Apr. 13 vs. VAN to Apr. 23 at STL; tallied a goal in four of the five contests ... Tied single-game career-highs with two goals and two points on Apr. 15 vs. CBJ. **2011-12:** Ranked fifth in the NHL in penalty minutes (164) and tied for fifth in major penalties (18) ... Led Colorado in penalty minutes and tied for fifth in hits (123); ranked second among team forwards in hits ... Tied a single-game career-high with two points (one goal, one assist) and posted a plus-two rating on Mar. 6 vs. MIN. **2010-11:** Established career-highs in power play goals (two) and power play points (two) ... Ranked fourth in the NHL in penalty minutes (189); led Colorado in penalty minutes and major penalties (15) ... Tallied his first career NHL power play goal/point and was assessed 15 penalty minutes on Oct. 15 at NJD. **2009-10:** Established a career-high in assists (11) ... Tied for 12th in the NHL in major penalties (18) ... Led Colorado in penalty minutes (138), major penalties, and hits (197) ... Tallied the game-winning goal in the season opener on Oct. 1 vs. SJS ... Posted a plus-one rating or better in seven consecutive games which he played from Oct. 13 at TOR to Nov. 8 vs. EDM (plus-nine rating over the span) ... Registered a three-game point streak from Oct. 15 at MTL to Oct. 21 at MIN (two goals, two assists) ... Tied single-game career-highs with two goals and two points on Oct. 17 at DET ... Tied single-game career-highs with two assists and two points, and established a single-game career-high with a plus-three rating on Apr. 7 at EDM ... Skated in six playoff games ... Led Colorado in hits in the playoffs (25). **2008-09:** Established career-highs in goals (15), points (20), game-winning goals (three), and shots on goal (118) ... Was one of four NHL players who registered at least 15 goals and 150 penalty minutes (Backes, Burrows, and Clarkson) ... Led Colorado in hits (194), tied for the team lead in game-winning goals, tied for second in even strength goals (15), and ranked third in goals ... Posted his first career multi-goal game in the NHL and tied a single-game career-high with two points on Dec. 9 vs. LAK ... Tied a single-game career-high with two goals and recorded the game-winning goal on Dec. 29 vs. NSH ... Tied a single-game career-high with two points (one goal, one assist) and tallied the game-winning goal on Jan. 10 vs. PIT ... Posted a career-high four-game point streak from Jan. 15 at STL to Jan. 21 vs. LAK (three goals, one assist). **2007-08:** Ranked sixth among NHL rookies in penalty minutes (120) ... Ranked second on Colorado in penalty minutes and major penalties (12), and became the first Avalanche rookie to record at least 100 penalty minutes (since the franchise moved to Colorado) ... Made his NHL debut on Dec. 19 at ANA ... Registered his first career NHL goal/point on Dec. 27 vs. DET ... Posted his first career multi-point game in the NHL by tallying two points (one goal, one assist), including his first career NHL assist, and recorded four shots on goal on Jan. 12 at CAR ... Established a single-game NHL career-high with two assists on Feb. 2 at STL ... Registered 26 penalty minutes on Feb. 18 vs. DET ... Established playoff career-highs in goals (one), assists (one), and points (two) in 10 playoff games ... Led Colorado in penalty minutes (26) and ranked second in hits (22) ... Made his NHL playoff debut in Game 1 of the Western Conference Quarterfinals at MIN on Apr. 9 ... Notched his first career NHL playoff assist/point in Game 1 of the Western Conference Semifinals at DET on Apr. 24 ... Tallied his first career NHL playoff goal in Game 3 vs. DET on Apr. 29.

AHL CAREER: 2007-08: Registered 13 points (six goals, seven assists) and 101 penalty minutes in 27 games with Lake Erie ... Tallied two goals on Oct. 20 at Syracuse. **2006-07:** Established AHL career-highs in games played (73), goals (11), assists (eight), points (19), and penalty minutes (180) with Albany ... Ranked second on Albany in penalty minutes and tied for sixth in goals ... Skated in five playoff games. **2005-06:** Recorded nine points (four goals, five assists) and 87 penalty minutes in 33 games with Lowell ... Registered 17 penalty minutes while making his AHL debut on Jan. 6 at Norfolk ... Tallied two points (one goal, one assist), including his first career AHL goal, assist, and point, on Jan. 13 at Manchester.

ECHL CAREER: 2005-06: Recorded nine

points (four goals, five assists) and 48 penalty minutes in 16 games with San Diego ... Tallied three points (two goals, one assist) and registered 14 penalty minutes in two playoff contests.

UHL CAREER: 2004-05: Skated in one regular season game and five playoff games with the Adirondack Frostbite.

WHL CAREER: 2004-05: Established WHL career-highs in goals (31), assists (29), and points (60) ... Ranked 11th in the league in penalty minutes (195) and tied for 13th in goals ... Led Portland in penalty minutes and power play goals (13), tied for the team lead in goals, and ranked second in points ... Registered three assists in seven playoff games. **2003-04:** Established a WHL career-high in penalty minutes (227) ... Recorded 31 points (13 goals, 18 assists) in 69 games ... Tallied four points (two goals, two assists) in five playoff games. **2002-03:** Registered 33 points (15 goals, 18 assists) and 153 penalty minutes in 71 games with Portland ... Notched two points (one goal, one assist) in seven playoff contests. **2001-02:** Tallied 13 points (10 goals, three assists) in 47 games with Portland ... Skated in five playoff contests.

BACKGROUND: Nickname is "Mac" ... Lists Slap Shot as his favorite movie ... Enjoys listening to AC/DC ... His hockey idols growing up were Cam Neely and Patrick Roy ... Married - wife, Jessica; daughters, Peyton and Emma.

CAREER TRANSACTIONS: July 6, 2006 – Signed by Colorado as an undrafted free agent. **January 13, 2017 –** Acquired by Nashville in exchange for Felix Girard. **January 25, 2018** – Claimed off waivers by the Rangers.

CAREER STATISTICS

			REGULAR SEASON					PLAYOFFS				
SEASON	TEAM	LEAGUE	GP	G	A	PTS	PIM	GP	G	A	PTS	PIM
2001-02	Portland	WHL	47	10	3	13	86	5	0	0	0	0
2002-03	Portland	WHL	71	15	18	33	153	7	1	1	2	13
2003-04	Portland	WHL	69	13	18	31	227	5	2	2	4	6
	Waywayseecappo	MJHL	1	0	0	0	0	-	-	-	-	-
2004-05	Portland	WHL	70	31	29	60	195	7	0	3	3	8
	Adirondack	UHL	1	0	0	0	0	5	0	0	0	11
2005-06	Lowell	AHL	33	4	5	9	87	-	-	-	-	-
	San Diego	ECHL	16	4	5	9	48	2	2	1	3	14
2006-07	Albany	AHL	73	11	8	19	180	5	0	0	0	4
2007-08	**Avalanche**	**NHL**	**49**	**4**	**5**	**9**	**120**	**10**	**1**	**1**	**2**	**26**
	Lake Erie	AHL	27	6	7	13	101	-	-	-	-	-
2008-09	**Avalanche**	**NHL**	**79**	**15**	**5**	**20**	**162**	-	-	-	-	-
2009-10	**Avalanche**	**NHL**	**74**	**7**	**11**	**18**	**138**	**6**	**0**	**0**	**0**	**5**
2010-11	**Avalanche**	**NHL**	**71**	**5**	**3**	**8**	**189**	-	-	-	-	-
2011-12	**Avalanche**	**NHL**	**75**	**6**	**5**	**11**	**164**	-	-	-	-	-
2012-13	**Avalanche**	**NHL**	**48**	**8**	**4**	**12**	**83**	-	-	-	-	-
2013-14	**Avalanche**	**NHL**	**71**	**5**	**8**	**13**	**122**	**7**	**1**	**0**	**1**	**22**
2014-15	**Avalanche**	**NHL**	**82**	**7**	**5**	**12**	**191**	-	-	-	-	-
2015-16	**Avalanche**	**NHL**	**82**	**8**	**5**	**13**	**138**	-	-	-	-	-
2016-17	**Avalanche**	**NHL**	**28**	**1**	**0**	**1**	**52**	-	-	-	-	-
	Predators	**NHL**	**31**	**4**	**1**	**5**	**93**	**15**	**1**	**0**	**1**	**27**
2017-18	**Predators**	**NHL**	**23**	**1**	**1**	**2**	**72**	-	-	-	-	-
	RANGERS	**NHL**	**25**	**0**	**2**	**2**	**39**	-	-	-	-	-
	NHL TOTALS		**738**	**71**	**55**	**126**	**1,563**	**38**	**3**	**1**	**4**	**80**
	NYR TOTALS		**25**	**0**	**2**	**2**	**39**	-	-	-	-	-

STATISTICAL BREAKDOWN

SEASON	PPG	SHG	GWG	+/-	S	S%	TF	F%	H	BS	MIN
2007-08	0	0	0	-6	60	6.7	3	0.0	98	7	10:07
2008-09	0	0	3	-11	118	12.7	5	40.0	194	32	11:35
2009-10	0	0	1	-13	117	6.0	13	30.8	197	28	12:56
2010-11	2	0	0	-7	73	6.8	8	37.5	147	20	9:47
2011-12	0	0	0	E	62	9.7	3	66.7	123	13	7:12
2012-13	0	0	0	4	79	10.1	17	41.2	106	17	13:05
2013-14	0	1	0	2	76	6.6	10	20.0	148	33	10:20
2014-15	0	1	2	-2	94	7.4	9	11.1	268	43	11:11
2015-16	1	0	1	1	73	11.0	1	100.0	240	28	10:32
2016-17	0	0	0	-3	30	16.7	1	0.0	150	14	7:10
2017-18	0	0	0	-11	36	2.8	0	0.0	131	19	7:23
TOTALS	**3**	**2**	**7**	**-46**	**818**	**8.7**	**70**	**31.4**	**1,802**	**254**	**10:12**

SCORING VS. NHL

TEAM	GP	G	A	PTS
ANA	35	3	5	8
ARI	33	4	2	6
BOS	15	1	0	1
BUF	10	2	1	3
CGY	43	4	2	6
CAR	12	1	1	2
CHI	35	4	4	8
COL	3	1	0	1
CBJ	30	4	1	5
DAL	39	2	2	4
DET	27	3	1	4
EDM	43	4	6	10
FLA	16	0	0	0
LAK	32	4	0	4
MIN	54	5	5	10
MTL	11	0	2	2
NSH	37	6	4	10
NJD	11	1	0	1
NYI	15	1	1	2
NYR	15	3	0	3
OTT	10	1	1	2
PHI	16	2	2	4
PIT	13	1	1	2
SJS	30	4	3	7
STL	35	4	2	6
TBL	15	0	0	0
TOR	14	0	1	1
VAN	43	2	3	5
VGK	2	0	0	0
WSH	16	2	1	3
WPG	28	2	4	6
TOTALS	**738**	**71**	**55**	**126**

CAREER HIGHLIGHTS

CAREER HIGHS (LAST TIME)	
GOALS	2 (4x), 4/15/13 vs. CBJ
ASSISTS	2 (2x), 4/7/10 at EDM
POINTS	2 (10x), 10/30/14 vs. NYI (1G-1A)
PIM	30, 2/14/15 vs. DAL
SHOTS	8, 2/2/09 vs. CGY
GOAL STREAK	2 (6x), 11/21/15 – 11/23/15 (2)
ASSIST STREAK	2 (5x), 12/19/15 – 12/21/15 (2)
POINT STREAK	4, 1/15/09 – 1/21/09 (3G-1A)

NHL FIRSTS	
GAME	12/19/07 at ANA
GOAL	12/27/07 vs. DET (Hasek)
ASSIST	1/12/08 at CAR

CAREER SHOOTOUTS

GOALS	SHOTS	SHOT%	GDG
1	1	100.0	1

ADAM McQUAID

54

DEFENSEMAN

HEIGHT **6'4"** WEIGHT **210** SHOOTS **RIGHT** BORN **OCT 12, 1986** BIRTHPLACE **CHARLOTTETOWN, PEI**

CAREER HIGHLIGHTS: 2017-18: Registered four points (one goal, three assists) in 38 games with Boston ... Tied for second among Bruins defensemen in hits per game (2.1; 80 hits in 38 games, and ranked third on the team in blocked shots per game (1.5; 56 blocked shots in 38 games) ... Tallied an assist and posted a plus-one rating on Oct. 14 at ARI ... Registered the game-winning goal, was credited with four hits, and recorded four blocked shots on Feb. 11 at NJD ... Notched an assist and posted a plus-two rating on Apr. 7 vs. OTT ... Recorded two points (one goal, one assist) in 12 playoff contests ... Ranked third on Boston in blocked shots in the playoffs (20) ... Recorded a goal in Game 3 of the First Round at TOR on Apr. 16. **2016-17:** Established career-highs in games played (77), hits (157), blocked shots (144), and shots on goal (64) ... Was one of eight NHL players who registered at least 140 hits and 140 blocked shots ... Led the Bruins in blocked shots and ranked second on the team in hits; also led Boston defensemen in hits ... Tied a single-game career-high with two points (one goal, one assist) and logged 21:25 of ice time on Jan. 18 at DET ... Posted a three-game point streak from Feb. 11 vs. VAN to Feb. 19 at SJS (one goal, two assists) and notched a point in four games over a five-game span from Feb. 11 vs. VAN to Feb. 23 at LAK (one goal, three assists in the five contests) ... Recorded an assist, was credited with six hits, and posted a plus-two rating on Feb. 23 at LAK ... Notched one assist in two playoff games. **2015-16:** Registered nine points (one goal, eight assists) and a plus-six rating in 64 games with Boston ... Ranked second on the Bruins – and led team defensemen – in penalty minutes ... Ranked third on Boston in blocked shots (121) and ranked fourth on the team in hits (142) ... Registered a goal in the 2016 NHL Winter Classic on Jan. 1 vs. MTL ... Tallied an assist in two consecutive games on Feb. 24 vs. PIT and Feb. 26 at CAR (two assists). **2014-15:** Registered seven points (one goal, six assists) and 85 penalty minutes in 63 games with Boston ... Ranked second on the Bruins in penalty minutes, and ranked third on the team in hits (141) and blocked shots (91) ... Tallied an assist and posted a plus-one rating in the first game of the season on Oct. 8 vs. PHI ... Registered a goal on Oct. 30 at BUF ... Notched three assists/points in a seven-game span from Mar. 17 vs. BUF to Mar. 29 at CAR. **2013-14:** Registered six points (one goal, five assists) and a plus-12 rating in 30 games with Boston ... Tallied a goal and posted a plus-two rating on Oct. 19 at TBL ... Notched an assist and posted a plus-two rating on Dec. 27 vs. OTT ... Registered an assist and posted a plus-three rating on Jan. 4 vs. WPG. **2012-13:** Tallied four points (one goal, three assists) in 32 games with Boston ... Was named a finalist for the Bill Masterton Trophy, which is awarded to the NHL player who "best exemplifies the qualities of perseverance, sportsmanship, and dedication to hockey" ... Ranked fifth on Boston in blocked shots (43) ... Tallied a point in two consecutive games on Feb. 24 at FLA and Feb. 26 at NYI (one goal, one assist) ... Registered four points (two goals, two assists) and a plus-nine rating in 22 playoff games while helping the Bruins advance to the Stanley Cup Final ... Established playoff career-highs in goals and plus/minus rating, and tied his playoff career-high in points ... Ranked fourth on Boston in plus/minus rating, hits (59), and blocked shots (37) in the playoffs; led Bruins defensemen in plus/minus rating ... Tallied his first career Stanley Cup Playoff goal and posted a plus-three rating in Game 3 of the Eastern Conference Quarterfinals at TOR on May 6 ... Notched an assist and posted a plus-two rating in Game 2 of the Eastern Conference Semifinals vs. NYR on May 19 ... Registered his first career Stanley Cup Playoff game-winning goal, which was the only goal of the game, in Game 4 of the Eastern Conference Final vs. PIT on June 7 to help Boston win the series and advance to the Stanley Cup Final ... Notched an assist on the game-winning goal in overtime in Game 2 of the Stanley Cup Final at CHI on June 15. **2011-12:** Registered 10 points (two goals, eight assists) and a plus-16 rating in 72 games with Boston ... Established a career-high in penalty minutes (99) ... Ranked third on Boston in penalty minutes and blocked shots (101), and ranked sixth on the team in hits (104) ... Tallied

an assist and posted a plus-one rating in his season debut on Oct. 8 vs. TBL ... Registered a goal and posted a plus-one rating on Nov. 17 vs. CBJ ... Tallied a goal and posted a plus-two rating on Jan. 21 vs. NYR ... Tied single-game career-highs with two assists and two points on Jan. 22 at PHI. **2010-11:** Established career-highs in goals (three), assists (12), points (15), and plus/minus rating (plus-30) ... Tied for fifth in the NHL – and led NHL rookies – in plus/minus rating ... Tallied his first career NHL assist and was assessed a fighting major on Nov. 10 at PIT ... Established a single-game career-high with a plus-four rating on Jan. 11 vs. OTT ... Established single-game career-highs with two assists and two points, posted a plus-three rating, and was assessed 17 penalty minutes on Jan. 17 vs. CAR ... Tallied a goal and tied a single-game career-high with a plus-four rating on Feb. 9 vs. MTL ... Recorded an assist/point in three games over a four-game span from Feb. 22 at CGY to Mar. 1 at OTT (three assists and a plus-six rating in the four contests) ... Registered a goal in two games over a three-game span from Mar. 19 at TOR to Mar. 24 vs. MTL ... Recorded four assists and a plus-eight rating in 23 playoff games while helping Boston win the Stanley Cup ... Established playoff career-highs in games played, assists, and points ... Tallied his first career Stanley Cup Playoff assist/point in Game 3 of the Eastern Conference Quarterfinals at MTL on Apr. 18. **2009-10:** Registered one goal in 19 games with Boston ... Made his NHL debut on Dec. 19 at TOR ... Registered his first career NHL goal/point, which was also his first career NHL game-winning goal, and posted a plus-one rating on Feb. 7 at MTL ... Skated in nine playoff games ... Made his Stanley Cup Playoff debut in Game 1 of the Eastern Conference Quarterfinals at BUF on Apr. 15.

AHL CAREER: 2009-10: Registered 10 points (three goals, seven assists) and a plus-11 rating in 32 games with Providence ... Ranked second on the team – and led team defensemen – in plus/minus rating ... Posted a four-game assist/point streak from Nov. 20 vs. Springfield to Nov. 25 at Hershey (two goals, four assists) ... Tallied three points (two goals, one assist) and posted a plus-four rating on Nov. 22 vs. Manchester. **2008-09:** Established AHL career-highs in games played (78), goals (four), assists (11), points (15), and penalty minutes (141) ... Registered three assists in 16 playoff games while helping Providence advance to the Eastern Conference Finals. **2007-08:** Recorded nine points (one goal, eight assists) and a plus-14 rating in 68 games with Providence in his rookie season ... Posted a plus-three rating in 10 playoff games ... Named Providence's winner of the American Specialty/AHL Man of the Year Award, which is given annually to a member of each AHL team for his outstanding contributions to his local community and charitable organizations during the season.

JUNIOR CAREER: 2006-07: Established OHL career-highs in goals (nine), assists (22), points (31), penalty minutes (110), and power play goals in his final season of junior hockey with Sudbury ... Established OHL playoff career-highs in games played (21), goals (one), assists (five), and points (six) while helping Sudbury advance to the OHL Finals. **2005-06:** Tallied 17 points (three goals, 14 assists) and recorded 107 penalty minutes in 68 games with Sudbury ... Established an OHL career-high in games played ... Notched one assist in 10 playoff games. **2004-05:** Registered 19 points (three goals, 16 assists) and a plus-31 rating in 66 games with Sudbury ... Established an OHL career-high in plus/minus rating ... Recorded two assists in eight playoff games. **2003-04:** Registered nine points (three goals, six assists) in 47 games during his rookie season in the OHL with Sudbury ... Notched one assist in seven playoff contests.

MIDGET CAREER: 2002-03: Recorded nine points (four goals, five assists) in 21 games with the Cornwall Thunder in the New Brunswick-Prince Edward Island Major Midget Hockey League (NBPEIMMHL).

BACKGROUND: Nickname is "Quaider" ... Was teammates with current Ranger Marc Staal for four seasons (2003-04 – 2006-07) with the Sudbury Wolves of the Ontario Hockey League (OHL) ... Married – wife, Stephanie.

CAREER TRANSACTIONS: July 30, 2005 – Selected by Columbus in the second round, 55th overall, of the 2005 NHL Entry Draft. **May 16, 2007 –** Acquired by Boston in exchange for a fifth-round pick in the 2007 NHL Entry Draft (later traded). **September 11, 2018 –** Acquired by the Rangers in exchange for Steven Kampfer, a fourth-round pick in the 2019 NHL Entry Draft, and a conditional seventh-round draft pick.

CAREER STATISTICS

			REGULAR SEASON					PLAYOFFS				
SEASON	TEAM	LEAGUE	GP	G	A	PTS	PIM	GP	G	A	PTS	PIM
2002-03	Cornwall Thunder	NBPEIMMHL	21	4	5	9	44	-	-	-	-	-
2003-04	Sudbury	OHL	47	3	6	9	25	7	0	1	1	2
2004-05	Sudbury	OHL	66	3	16	19	98	8	0	2	2	10
2005-06	Sudbury	OHL	68	3	14	17	107	10	0	1	1	16
2006-07	Sudbury	OHL	65	9	22	31	110	21	1	5	6	24
2007-08	Providence	AHL	68	1	8	9	73	10	0	0	0	9
2008-09	Providence	AHL	78	4	11	15	141	16	0	3	3	26
2009-10	**Bruins**	**NHL**	**19**	**1**	**0**	**1**	**21**	**9**	**0**	**0**	**0**	**6**
	Providence	AHL	32	3	7	10	66	-	-	-	-	-
2010-11	**Bruins**	**NHL**	**67**	**3**	**12**	**15**	**96**	**23**	**0**	**4**	**4**	**14**
2011-12	**Bruins**	**NHL**	**72**	**2**	**8**	**10**	**99**	-	-	-	-	-
2012-13	**Bruins**	**NHL**	**32**	**1**	**3**	**4**	**60**	**22**	**2**	**2**	**4**	**10**
2013-14	**Bruins**	**NHL**	**30**	**1**	**5**	**6**	**69**	-	-	-	-	-
2014-15	**Bruins**	**NHL**	**63**	**1**	**6**	**7**	**85**	-	-	-	-	-
2015-16	**Bruins**	**NHL**	**64**	**1**	**8**	**9**	**89**	-	-	-	-	-
2016-17	**Bruins**	**NHL**	**77**	**2**	**8**	**10**	**71**	**2**	**0**	**1**	**1**	**0**
2017-18	**Bruins**	**NHL**	**38**	**1**	**3**	**4**	**62**	**12**	**1**	**1**	**2**	**0**
	NHL TOTALS		**462**	**13**	**53**	**66**	**652**	**68**	**3**	**8**	**11**	**30**

STATISTICAL BREAKDOWN

SEASON	PPG	SHG	GWG	+/-	S	S%	TF	F%	H	BS	MIN
2009-10	0	0	1	-5	10	10.0	0	0.0	29	17	10:44
2010-11	0	0	0	30	46	6.5	0	0.0	102	131	14:52
2011-12	0	0	0	16	63	3.2	0	0.0	104	101	14:57
2012-13	0	0	0	E	26	3.8	0	0.0	62	43	14:18
2013-14	0	0	0	12	25	4.0	0	0.0	54	42	16:03
2014-15	0	0	0	-2	60	1.7	1	0.0	141	91	18:26
2015-16	0	0	0	6	42	2.4	0	0.0	142	121	18:02
2016-17	0	0	1	4	64	3.1	0	0.0	157	144	18:15
2017-18	0	0	1	-1	39	2.6	0	0.0	80	56	15:42
TOTALS	**0**	**0**	**3**	**60**	**375**	**3.5**	**1**	**0.0**	**871**	**746**	**16:18**

SCORING VS. NHL

TEAM	GP	G	A	PTS
ANA	10	0	0	0
ARI	7	0	1	1
BOS	0	0	0	0
BUF	26	1	2	3
CGY	9	0	1	1
CAR	17	0	5	5
CHI	9	0	2	2
COL	11	0	1	1
CBJ	11	1	0	1
DAL	11	0	0	0
DET	18	1	2	3
EDM	9	0	3	3
FLA	26	0	2	2
LAK	9	0	1	1
MIN	7	0	1	1
MTL	28	5	1	6
NSH	9	0	0	0
NJD	17	1	0	1
NYI	22	1	2	3
NYR	20	1	1	2
OTT	31	0	5	5
PHI	18	0	5	5
PIT	18	0	3	3
SJS	10	0	2	2
STL	10	0	0	0
TBL	27	1	6	7
TOR	26	1	2	3
VAN	10	0	1	1
VGK	1	0	0	0
WSH	21	0	2	2
WPG	14	0	2	2
TOTALS	**462**	**13**	**53**	**66**

CAREER HIGHLIGHTS

CAREER HIGHS (LAST TIME)	
GOALS	1 (13x), 2/11/18 at NJD
ASSISTS	2 (2x), 1/22/12 at PHI
POINTS	2 (3x), 1/18/17 at DET (1G-1A)
PIM	21, 1/10/15 at PHI
SHOTS	5, 3/19/11 at TOR
GOAL STREAK	N/A
ASSIST STREAK	2 (2x), 2/24/16 – 2/26/16 (2)
POINT STREAK	3, 2/11/17 – 2/19/17 (1G-2A)

NHL FIRSTS	
GAME	12/19/09 at TOR
GOAL	2/7/10 at MTL (Halak)
ASSIST	11/10/10 at PIT

VLADISLAV NAMESTNIKOV

90

CENTER

HEIGHT **6'0"** WEIGHT **184** SHOOTS **LEFT** BORN **NOV 22, 1992** BIRTHPLACE **ZHUKOVSKIY, RUSSIA**

CAREER HIGHLIGHTS: 2017-18: Established career-highs in several categories, including goals (22), assists (26), points (48), power play goals (nine), and shots on goal (155) ... Registered at least one point in 36 of 81 games; his team posted a 31-4-1 record in those 36 contests ... Tallied two points (one goal, one assist), including his first goal, assist, and point as a Ranger, while making his debut with the Blueshirts on Feb. 28 at VAN ... Won 10 of 14 faceoffs (71.4%) and registered two shots on goal on Mar. 2 at CGY ... Tallied a power play goal and recorded three shots on goal on Mar. 12 vs. CAR ... Won nine of 14 faceoffs (64.3%) on Mar. 14 vs. PIT ... Registered an assist and posted a plus-one rating on Mar. 31 at CAR ... Registered 44 points (20 goals, 24 assists) and a plus-11 rating in 62 games with Tampa Bay, including 27 points (12 goals, 15 assists) in the first 28 games of the season ... Posted a career-high seven-game point streak from Oct. 12 vs. PIT to Oct. 24 at CAR (two goals, six assists, plus-six rating over the span) ... Recorded two points (one goal, one assist), including the game-winning goal, on Oct. 30 at FLA ... Posted a five-game point streak from Nov. 4 vs. CBJ to Nov. 16 vs. DAL (four goals, three assists) and tied his career-high with a three-game goal streak from Nov. 8 at SJS to Nov. 12 at ANA (four goals) ... Recorded three points (two goals, one assist) and posted a plus-two rating on Nov. 8 at SJS ... Tallied his 100th career NHL point on Nov. 22 vs. CHI ... Recorded three points (one goal, two assists), including the game-winning goal, on Dec. 7 vs. COL ... Posted a multi-point game in two consecutive contests on Jan. 23 at NSH (one goal, one assist) and Jan. 25 at PHI (two goals). **2016-17:** Registered 28 points (10 goals, 18 assists) in 74 games with Tampa Bay ... Posted a multi-point game in two consecutive contests on Oct. 22 at OTT (one goal, one assist) and Oct. 25 at TOR (one goal, one assist) ... Established a single-game career-high with a plus-four rating on Oct. 25 at TOR ... Recorded two assists and posted a plus-two rating on Nov. 15 at DET ... Posted a career-high three-game goal streak from Feb. 19 at COL to Feb. 23 vs. CGY (three goals). **2015-16:** Established a career-high in plus/minus rating (plus-17); ranked second on the Lightning – and led team forwards – in plus/minus rating ... Led Tampa Bay in overtime goals (two), tied for second in games played (80), ranked fourth in even strength assists (18), tied for fourth in goals (14), and ranked fifth in even strength points (31) ... Registered two goals on Nov. 14 vs. FLA ... Tallied two points (one goal, one assist), including the game-winning goal in overtime, on Dec. 15 at TOR ... Posted a four-game point streak from Jan. 8 at EDM to Jan. 15 vs. PIT (three goals, five assists) and registered three consecutive multi-point games from Jan. 9 at VAN to Jan. 15 vs. PIT ... Tallied his first career NHL hat trick and recorded the game-winning goal in overtime on Jan. 15 vs. PIT ... Established playoff career-highs in games played (17), goals (one), assists (two), and points (three) while helping Tampa Bay advance to the Eastern Conference Final ... Registered his first career Stanley Cup Playoff goal in Game 3 of the Second Round at NYI on May 3. **2014-15:** Registered 16 points (nine goals, seven assists) in 43 games with Tampa Bay during his rookie year ... Tied for first among Lightning rookies in game-winning goals (three) and ranked second among Tampa Bay rookies in goals ... Recorded two points (one goal, one assist), including his first career NHL goal, assist, and point, on Oct. 14 vs. MTL ... Skated in 12 playoff games while helping Tampa Bay advance to the Stanley Cup Final ... Made his Stanley Cup Playoff debut in Game 1 of the First Round vs. DET on Apr. 16 ... Tallied his first career Stanley Cup Playoff assist/point in Game 2 vs. DET on Apr. 18. **2013-14:** Skated in four games with Tampa Bay ... Made his NHL debut on Feb. 8 vs. DET.

AHL CAREER: 2014-15: Registered 35 points (14 goals, 21 assists) and a plus-11 rating in 35 games with Syracuse ... Established AHL career-highs in points per game (1.03) and plus/minus rating, and tied his AHL career-high in game-winning goals (three) ... Recorded two assists and six shots on goal while participating in the AHL All-Star Game on Jan. 26 ... Selected as the AHL Player of the Week for the week

90
BAUER
RANGERS
90
WARRIOR
BAUER

ending on Feb. 22; recorded six points (three goals, three assists) in three games. **2013-14:** Established AHL career-highs in games played (56), goals (19), assists (29), and points (48) ... Was Syracuse's co-MVP ... Ranked second on Syracuse in assists and points, and ranked third in goals ... Posted a career-high 13-game point streak from Oct. 12 vs. Rochester to Nov. 15 vs. Wilkes-Barre/Scranton (eight goals, 13 assists). **2012-13:** Registered 21 points (seven goals, 14 assists) in 44 games in his rookie season in the AHL ... Tallied his first career AHL assist/point while making his AHL debut on Oct. 12 at Rochester ... Recorded seven points (two goals, five assists) and posted a plus-seven rating in 18 playoff games while helping Syracuse advance to the Calder Cup Finals.

OHL CAREER: 2011-12: Established OHL career-highs in assists (49), points (71), and plus/minus rating (plus-15) ... Led London in assists and ranked second on the team in points ... Represented Russia at the 2011 Canada Russia Series ... Recorded 18 points (four goals, 14 assists) and a plus-10 rating in 19 playoff games while helping London win the OHL Championship ... Tallied two goals in four games at the Memorial Cup. **2010-11:** Established an OHL career-high in goals (30) ... Led London in goals and plus/minus rating (plus-12), and ranked second on the team in points (69) ... Participated in the CHL Top Prospects Game and represented Russia at the 2010 Canada Russia Series ... Tallied five points (one goal, four assists) in six playoff games.

EUROPEAN CAREER: 2009-10: Registered 21 points (12 goals, nine assists) in 33 games with Khimik Voskresensk in the Supreme Hockey League (VHL), which is the second-tier of professional hockey in Russia ... Recorded one goal in two playoff contests.

INTERNATIONAL CAREER: 2017: Registered six points (three goals, three assists) and a plus-seven rating in 10 games while helping Russia earn a bronze medal at the 2017 IIHF World Championship. **2016:** Recorded one goal in three games while representing Russia at the 2016 World Cup of Hockey. 2010: Tallied seven points (five goals, two assists) and posted a plus-five rating in seven games while representing Russia at the 2010 IIHF World U18 Championship; was named one of the Top Three Players on his team in the tournament. **2009:** Recorded 10 points (eight goals, two assists) in five games at the 2009 World U17 Hockey Challenge ... Tallied five points (two goals, three assists) in four games at the 2009 Ivan Hlinka Memorial Tournament.

BACKGROUND: Nickname is "Vladdy" ... His father, Evgeny Namestnikov, and two of his uncles played in the NHL ... The band he listens to the most is Blink-182 ... Single.

CAREER TRANSACTIONS: June 24, 2011 – Selected by Tampa Bay in the first round, 27th overall, of the 2011 NHL Entry Draft. **February 26, 2018 –** Acquired by the Rangers, along with Libor Hajek, Brett Howden, a first-round pick in the 2018 NHL Entry Draft (Nils Lundkvist), and a conditional first-round pick in the 2019 NHL Entry Draft, in exchange for Ryan McDonagh and J.T. Miller.

CAREER STATISTICS

			REGULAR SEASON					PLAYOFFS				
SEASON	TEAM	LEAGUE	GP	G	A	PTS	PIM	GP	G	A	PTS	PIM
2009-10	Khimik	VHL	33	12	9	21	18	2	1	0	1	2
	Russia	WJC-18	5	8	2	10	18	-	-	-	-	-
2010-11	London	OHL	68	30	39	69	49	6	1	4	5	6
2011-12	London	OHL	63	22	49	71	50	19	4	14	18	20
	London	M-Cup	-	-	-	-	-	4	2	0	2	4
2012-13	Syracuse	AHL	44	7	14	21	32	18	2	5	7	10
2013-14	**Lightning**	**NHL**	**4**	**0**	**0**	**0**	**4**	-	-	-	-	-
	Syracuse	AHL	56	19	29	48	40	-	-	-	-	-
2014-15	**Lightning**	**NHL**	**43**	**9**	**7**	**16**	**13**	**12**	**0**	**1**	**1**	**4**
	Syracuse	AHL	34	14	21	35	12	-	-	-	-	-
2015-16	**Lightning**	**NHL**	**80**	**14**	**21**	**35**	**45**	**17**	**1**	**2**	**3**	**0**
2016-17	**Lightning**	**NHL**	**74**	**10**	**18**	**28**	**31**	-	-	-	-	-
	Russia	W-Cup	3	1	0	1	0	-	-	-	-	-
	Russia	WC	10	3	3	6	8	-	-	-	-	-
2017-18	**Lightning**	**NHL**	**62**	**20**	**24**	**44**	**35**	-	-	-	-	-
	RANGERS	**NHL**	**19**	**2**	**2**	**4**	**10**	-	-	-	-	-
	NHL TOTALS		**282**	**55**	**72**	**127**	**138**	**29**	**1**	**3**	**4**	**4**
	NYR TOTALS		**19**	**2**	**2**	**4**	**10**	-	-	-	-	-

STATISTICAL BREAKDOWN

SEASON	PPG	SHG	GWG	+/-	S	S%	TF	F%	H	BS	MIN
2013-14	0	0	0	-1	4	0.0	26	46.2	3	1	9:28
2014-15	1	0	3	1	46	19.6	155	45.2	41	13	12:00
2015-16	1	0	2	17	106	13.2	391	44.8	49	33	14:07
2016-17	3	0	0	-4	114	8.8	480	43.5	72	31	14:47
2017-18	9	0	2	6	155	14.2	622	45.8	79	44	17:05
TOTALS	**14**	**0**	**7**	**19**	**425**	**12.9**	**1,674**	**44.9**	**244**	**122**	**14:45**

SCORING VS. NHL

TEAM	GP	G	A	PTS
ANA	6	1	2	3
ARI	6	3	0	3
BOS	14	2	4	6
BUF	12	2	4	6
CGY	9	1	2	3
CAR	10	2	2	4
CHI	7	0	1	1
COL	7	2	4	6
CBJ	11	1	4	5
DAL	7	1	2	3
DET	17	2	6	8
EDM	8	2	2	4
FLA	15	5	2	7
LAK	6	1	2	3
MIN	7	0	1	1
MTL	15	3	4	7
NSH	7	2	1	3
NJD	11	1	1	2
NYI	11	3	3	6
NYR	9	0	1	1
OTT	12	3	4	7
PHI	11	4	3	7
PIT	10	4	7	11
SJS	6	2	1	3
STL	6	0	1	1
TBL	2	0	0	0
TOR	12	3	2	5
VAN	8	1	4	5
VGK	2	1	0	1
WSH	10	1	1	2
WPG	8	2	1	3
TOTALS	**282**	**55**	**72**	**127**

CAREER HIGHLIGHTS

CAREER HIGHS (LAST TIME)	
GOALS	3, 1/15/16 vs. PIT
ASSISTS	2 (8x), 1/7/18 at DET
POINTS	3 (4x), 12/7/17 vs. COL (1G-2A)
PIM	7, 11/16/17 vs. DAL
SHOTS	7, 11/9/17 at LAK
GOAL STREAK	3 (2x), 11/8/17 – 11/12/17 (4)
ASSIST STREAK	3 (3x), 10/12/17 – 10/16/17 (3)
POINT STREAK	7, 10/12/17 – 10/24/17 (2G-6A)

NHL FIRSTS	
GAME	2/8/14 vs. DET
GOAL	10/13/14 vs. MTL (Tokarski)
ASSIST	10/13/14 vs. MTL

CAREER SHOOTOUTS

GOALS	SHOTS	SHOT%	GDG
0	1	0.0	0

CAREER HAT TRICKS (1)

DATE	OPPONENT	GOALTENDER
1/15/16	PIT	Fleury

NEAL PIONK

DEFENSEMAN

44

HEIGHT **6'0"** WEIGHT **186** SHOOTS **RIGHT** BORN **JUL 29, 1995** BIRTHPLACE **HERMANTOWN, MN**

CAREER HIGHLIGHTS: 2017-18: Ranked second among NHL rookie defensemen (min. 10 games played) in assists per game (0.46) and ranked fourth in points per game (0.50) ... Led NHL rookie defensemen in assists (13) and tied for second among NHL rookie defensemen in points (14) from the time he made his NHL debut on Feb. 9 until the end of the regular season; led all Rangers defensemen in assists and points from the time he made his NHL debut until the end of the regular season ... Led the Rangers in average even strength ice time (18:48) and ranked second in average ice time (22:23); averaged the most ice time per game of any Rangers rookie since the NHL began to track ice time in 1997-98 ... Tied for the game-high (and led the Rangers) with four hits, tied for the game-high with two takeaways, was credited with three blocked shots, and posted a plus-one rating in 18:44 of ice time while making his NHL debut on Feb. 9 vs. CGY ... Tallied his first career NHL assist/point and recorded four shots on goal in 25:28 of ice time on Feb. 13 at MIN; became the seventh Rangers rookie to log at least 25:00 of ice time in a game since the NHL began to track ice time in 1997-98, and the first Rangers rookie to do so in one of his first three career NHL games ... Was credited with three hits while skating in a team-high 23:04 of ice time on Feb. 15 at NYI ... Registered 10 assists/points in a 10-game span from Feb. 28 at VAN to Mar. 20 vs. CBJ; became the first Rangers rookie defenseman to register at least 10 assists in a 10-game span since Leetch in 1988-89 and the first Rangers rookie player to tally at least 10 assists in a 10-game span since Turcotte in 1989-90 ... Became the first Rangers defenseman (rookie or veteran) to register at least 10 assists in a 10-game span since Leetch in 2003-04 ... Posted his first career multi-assist/point game in the NHL by registering two assists on Feb. 28 at VAN ... Tallied an assist on the game-winning goal and logged 23:43 of ice time on Mar. 2 at CGY ... Posted a seven-game assist/point streak from Mar. 10 at FLA to Mar. 24 vs. BUF (one goal, nine assists over the span); was tied for the longest assist/point streak by a Rangers rookie defenseman in franchise history (Leetch – 1988-89) and was tied for the longest assist streak by a Rangers rookie in franchise history ... The seven-game assist streak was the longest by a Ranger during the season and also the longest by any NHL rookie during the season ... Tallied an assist and posted a plus-three rating in two consecutive games on Mar. 10 at FLA and on Mar. 12 vs. CAR ... Established single-game career-highs with three assists and three points, recorded an assist on the game-winning goal in overtime, and skated in a game-high 26:03 of ice time on Mar. 14 vs. PIT ... Tallied an assist and tied for the game-high with four hits while skating in a game-high 23:33 of ice time on Mar. 22 at PHI; recorded his 11th assist in an 11-game span, becoming the first Rangers defenseman to do so since Leetch in 2000-01 ... Recorded two points (one goal, one assist), including his first career NHL goal, while skating in a team-high 23:24 of ice time on Mar. 24 vs. BUF ... Led all skaters with six shots on goal on Apr. 5 at NYI.

AHL CAREER: 2017-18: Ranked fifth among AHL rookie defensemen in assists (16) and ranked ninth among AHL rookie defensemen in points (17) at the time he was recalled by the Rangers on Feb. 8 ... Ranked second among Wolf Pack defensemen in assists and points at the time he was recalled by the Rangers ... Posted a plus-one rating while making his AHL debut on Oct. 6 vs. Charlotte ... Tallied his first career AHL assist/point while skating in his second career AHL game on Oct. 8 vs. Lehigh Valley ... Registered his first career AHL goal on Dec. 30 vs. Springfield ... Notched eight assists/points in his last 12 AHL games prior to being recalled ... Posted a three-game assist/point streak from Jan. 13 at Belleville to Jan. 19 vs. Utica (four assists) ... Recorded his first career multi-assist/point game in the AHL by tallying two assists on Jan. 13 at Belleville ... Notched an assist and led all skaters with seven shots on goal on Jan. 19 vs. Utica.

COLLEGE CAREER: 2016-17: Established collegiate career-highs in several categories, including games played (42), goals (seven), as-

44
CCM
RANGERS
44
CCM

sists (27), points (34), and plus/minus rating (plus-24) ... Helped the University of Minnesota Duluth win the National Collegiate Hockey Conference (NCHC) Championship and also helped the team advance to the Frozen Four and the National Championship Game ... Selected to the NCHC Second All-Star Team and the NCHC All-Tournament Team ... Tied for fourth among NCAA defensemen in assists, ranked fifth in points, and ranked sixth in plus/minus rating ... Tied for fifth among NCAA defensemen in power play assists (15) and tied for sixth among NCAA defensemen in power play points (19) ... Ranked second on Minnesota Duluth in assists and plus/minus rating, and ranked fourth in points ... Tallied six assists/points in the final eight games of the season, which included contests as part of the NCHC Playoffs, the NCHC Frozen Faceoff, the NCAA Tournament, and the NCAA Frozen Four ... Named to the NCAA Frozen Four All-Tournament Team ... Registered an assist in the National Championship Game on Apr. 8 against Denver. **2015-16:** Received the Jerry Chumola Award as Minnesota Duluth's Rookie of the Year ... Ranked fifth on the team – and second among team defensemen – in plus/minus rating (plus-11) ... Tied for first among team defensemen in assists (13) ... Made his collegiate hockey debut on Oct. 10 at Bemidji State ... Recorded his first career collegiate assist/point on Oct. 16 at Minnesota.

USHL CAREER: 2014-15: Established USHL career-highs in goals (seven), assists (41), points (48), and plus/minus rating (plus-23) ... Named the USHL Defenseman of the Year and was selected to the USHL First All-Star Team ... Ranked fourth in the USHL in assists ... Led USHL defensemen in assists and points, ranked second among USHL defensemen in power play assists (16), and tied for 11th among USHL defensemen in goals ... Led Sioux City in assists ... Notched one assist in five playoff games. **2013-14:** Ranked fourth on Sioux City in plus/minus rating (plus-18) ... Ranked second among Sioux City defensemen in assists (21) and points (23). **2012-13:** Registered six points (one goal, five assists) and a plus-three rating in 12 games with Sioux City ... Ranked second among Sioux City defensemen in points per game (0.50) ... Notched his first career USHL assist/point while making his USHL debut on Nov. 8 vs. Des Moines ... Tallied his first career USHL goal on Apr. 6 vs. Fargo.

HIGH SCHOOL CAREER: 2012-13: Registered 29 points (14 goals, 15 assists) in 24 games with Hermantown High School ... Notched five points (two goals, three assists) in three section playoff games, helping Hermantown advance to the Minnesota State Class A Tournament ... Recorded five assists and a plus-four rating in three games during the Minnesota State Class A Tournament; led Hermantown in assists and plus/minus rating in the tournament ... Tallied 11 points (one goal, 10 assists) in 20 games with Team North in the Upper Midwest High School Elite League in Minnesota ... Recorded one goal in three playoff games with Team North. **2011-12:** Tallied 13 points (seven goals, six assists) in 25 games with Hermantown High School ... Recorded three assists in three section playoff games, helping during the Minnesota State Class A Tournament ... Recorded one goal in three contests during the Minnesota State Class A Tournament.

INTERNATIONAL CAREER: 2018: Registered three points (two goals, one assist) and posted a plus-seven rating in 10 games while helping the United States earn a bronze medal at the 2018 IIHF World Championship ... Tied for the team lead in plus/minus rating in the tournament. **2013:** Recorded two assists in four games while helping the United States earn a gold medal at the 2013 World Junior A Challenge.

BACKGROUND: His greatest passion besides hockey is baseball ... Lists fishing as his hobby ... The talent he would most like to have is the ability to play guitar ... Says Adam Sandler is the actor that would play him in a movie ... Single.

CAREER TRANSACTIONS: May 1, 2017 – Signed by the Rangers as an undrafted free agent.

CAREER STATISTICS

			REGULAR SEASON					PLAYOFFS				
SEASON	TEAM	LEAGUE	GP	G	A	PTS	PIM	GP	G	A	PTS	PIM
2011-12	Hermantown High	HS-MN	25	7	6	13	12	3	0	3	3	2
2012-13	Hermantown High	HS-MN	25	14	15	29	25	3	2	3	5	2
	Team North	HS-MN	20	1	10	11	32	3	1	0	1	0
	Sioux City	USHL	12	1	5	6	2	-	-	-	-	-
2013-14	Sioux City	USHL	54	2	21	23	93	7	0	1	1	10
2014-15	Sioux City	USHL	53	7	41	48	104	5	0	1	1	10
2015-16	Minnesota Duluth	NCAA	40	4	13	17	44	-	-	-	-	-
2016-17	Minnesota Duluth	NCAA	42	7	27	34	25	-	-	-	-	-
2017-18	**RANGERS**	**NHL**	**28**	**1**	**13**	**14**	**12**	-	-	-	-	-
	Hartford	AHL	48	1	16	17	20	-	-	-	-	-
	United States	WC	10	2	1	3	4	-	-	-	-	-
	NHL/NYR TOTALS		**28**	**1**	**13**	**14**	**12**	-	-	-	-	-

STATISTICAL BREAKDOWN

SEASON	PPG	SHG	GWG	+/-	S	S%	TF	F%	H	BS	MIN
2017-18	0	0	0	-1	54	1.9	0	0.0	49	41	22:23
TOTALS	**0**	**0**	**0**	**-1**	**54**	**1.9**	**0**	**0.0**	**49**	**41**	**22:23**

SCORING VS. NHL

TEAM	GP	G	A	PTS
ANA	0	0	0	0
ARI	0	0	0	0
BOS	0	0	0	0
BUF	1	1	1	2
CGY	2	0	1	1
CAR	2	0	1	1
CHI	0	0	0	0
COL	0	0	0	0
CBJ	1	0	1	1
DAL	0	0	0	0
DET	1	0	0	0
EDM	1	0	0	0
FLA	1	0	1	1
LAK	0	0	0	0
MIN	2	0	1	1
MTL	1	0	0	0
NSH	0	0	0	0
NJD	1	0	0	0
NYI	2	0	0	0
NYR	-	-	-	-
OTT	1	0	0	0
PHI	3	0	1	1
PIT	1	0	3	3
SJS	0	0	0	0
STL	1	0	1	1
TBL	2	0	0	0
TOR	0	0	0	0
VAN	1	0	2	2
VGK	0	0	0	0
WSH	2	0	0	0
WPG	2	0	0	0
TOTALS	**28**	**1**	**13**	**14**

CAREER HIGHLIGHTS

CAREER HIGHS (LAST TIME)	
GOALS	1, 3/24/18 vs. BUF
ASSISTS	3, 3/14/18 vs. PIT
POINTS	3, 3/14/18 vs. PIT (3A)
PIM	2 (6x), 3/30/18 vs. TBL
SHOTS	6, 4/5/18 at NYI
GOAL STREAK	N/A
ASSIST STREAK	7, 3/10/18 - 3/24/18 (9)
POINT STREAK	7, 3/10/18 - 3/24/18 (1G-9A)

NHL FIRSTS	
GAME	2/9/18 vs. CGY
GOAL	3/24/18 vs. BUF (Lehner)
ASSIST	2/13/18 at MIN

KEVIN SHATTENKIRK 22

DEFENSEMAN

HEIGHT **6'0"** WEIGHT **206** SHOOTS **RIGHT** BORN **JAN 29, 1989** BIRTHPLACE **NEW ROCHELLE, NY**

CAREER HIGHLIGHTS: 2017-18: Was tied for seventh among NHL defensemen in primary assists (13), was tied for ninth in power play points (12), was tied for 10th in primary points (18) and power play goals (two), and was tied for 12th in power play assists (10) at the time of his injury on Jan. 19 ... Was tied for the team lead in power play assists and power play points, ranked second on the Rangers in average ice time (20:16) and primary assists, ranked third in blocked shots (65), ranked fourth in assists (18), ranked fifth in shots on goal (94), and was tied for sixth in points (23) at the time of his injury ... Led Rangers defensemen in several categories at the time of his injury, including goals (five) and points ... Tallied his first assist/point as a Ranger, which was a power play assist, and skated in a team-high 23:48 of ice time while making his Rangers debut on Oct. 5 vs. COL ... Registered two points (one goal, one assist), including his first goal as a Ranger, tallied his 300th career NHL point, and recorded three shots on goal in 25:05 of ice time on Oct. 7 at TOR ... Skated in his 500th career NHL game on Oct. 23 vs. SJS ... Posted a seven-game point streak from Oct. 28 at MTL to Nov. 11 vs. EDM (three goals, seven assists) ... Tied a single-game career-high with two goals, and registered the game-winning goal in overtime while skating in a team-high 23:06 of ice time on Nov. 4 at FLA; posted a multi-goal game for the fourth time in his NHL career ... Tallied two points (one goal, one assist), both on the power play, and recorded an assist on the game-winning goal on Nov. 6 vs. CBJ; became the first Rangers defenseman to tally at least five goals and 15 points through the first 16 games of a season since Brian Leetch in 1993-94 ... Registered a power play assist on the game-winning goal in overtime in the 2018 Bridgestone NHL Winter Classic on Jan. 1 against BUF. **2016-17:** Established career-highs in assists (43), points (56), power play goals (eight), and power play points (27) ... Split the season between St. Louis and Washington ... Was one of four defensemen who registered at least 10 goals and 40 assists (along with Brent Burns, Victor Hedman, and Erik Karlsson) ... Ranked fourth among NHL defensemen in points, tied for fifth among NHL defensemen in assists, tied for sixth among NHL defensemen in primary assists (21), and tied for ninth among NHL defensemen in goals (13) ... Tied for eighth in the NHL in power play points ... Tied for second among NHL defensemen in power play goals and power play points, and tied for fifth among NHL defensemen in power play assists (19) ... Tallied at least 30 assists and 40 points in a season for the sixth time in his NHL career; became the 14th defenseman in NHL history to record 30 or more assists and 40 or more points in at least six of his first seven seasons in the league ... Tied single-game career-highs with three assists and a plus-four rating on Nov. 6 vs. COL ... Tied single-game career-highs with two goals and four points (two goals, two assists) on Dec. 1 vs. TBL; registered his 200th career NHL assist in the contest ... Tied a single-game career-high with three assists on Feb. 16 vs. VAN ... Registered 14 points (two goals, 12 assists) in 19 regular season games with Washington after being acquired on Feb. 27 ... Notched six points (one goal, five assists) in 13 playoff contests ... Tied for third among NHL defensemen in power play assists (three) and ranked fourth among NHL defensemen in power play points (four) in the playoffs ... Tied for second on Washington in power play assists and power play points, and tied for fifth in assists in the playoffs ... Led Washington defensemen in assists, points, power play assists, and power play points during the playoffs ... Registered his first career NHL playoff overtime goal, as well as his first career NHL playoff game-winning goal, in Game 3 of the Second Round at PIT on May 1. **2015-16:** Established a career-high in goals (14) ... Tied for ninth in the NHL in power play assists (20) and tied for 11th in the NHL in power play points (26) ... Tied for fourth among NHL defensemen in power play points, tied for fifth among NHL defensemen in power play assists, tied for eighth in power play goals (six), and tied for 11th among NHL defensemen in goals ... Recorded at least 30 assists and 40 points in a season for the fifth time in his NHL career ... Led St. Louis in power play assists

BAUER
22
RANGERS
BAUER
BAUER

and power play points, ranked third in average ice time (22:25), ranked fourth in power play goals, tied for fourth in assists, ranked fifth in points, and ranked sixth in goals ... Established playoff career-highs in games played (20), goals (two), assists (nine), and points (11) while helping St. Louis advance to the Western Conference Final ... Tied for second in the NHL in power play assists (six) in the playoffs ... Tied for first among NHL defensemen in power play assists, ranked third in power play points (six), ranked fifth in assists, and ranked sixth in points in the playoffs. **2014-15:** Established career-highs in average ice time (22:34), power play assists (21), assists per game (0.64), and points per game (0.79) ... Tied for 10th in the NHL in power play assists ... Led NHL defensemen in assists per game, tied for second among NHL defensemen in points per game, tied for fourth in power play points (25), tied for fifth in power play assists, and ranked 12th in plus/minus rating (plus-19) ... Led St. Louis in power play assists and power play points, ranked third in plus/minus rating and average ice time, and tied for third in assists (36); led St. Louis defensemen in goals (eight), and ranked second among Blues defensemen in assists and points (44) ... Participated in the NHL All-Star Game for the first time in his NHL career; registered two points (one goal, one assist) while playing with Team Foligno on Jan. 25 ... Tied a single-game career-high with three assists on Oct. 11 vs. CGY ... Established a single-game career-high with four points (one goal, three assists) and tied a single-game career-high with three assists on Jan. 3 at SJS ... Registered eight assists in six playoff games ... Led the NHL in assists and tied for the NHL lead in points during the First Round of the Stanley Cup Playoffs ... Posted three multi-assist/point games in six playoff contests ... Established a single-game playoff career-high with three assists and tied a single-game playoff career-high with three points in Game 4 of the First Round at MIN on Apr. 22. **2013-14:** Established career-highs in game-winning goals (five) and shots on goal (188), and tied a career-high in games played (81) ... Tied for ninth in the NHL in power play assists (19) and tied for 10th in the NHL in power play points (26) ... Tied for third among NHL defensemen in game-winning goals, tied for fourth among NHL defensemen in power play points, tied for fifth among NHL defensemen in power play assists, and tied for sixth among NHL defensemen in power play goals (seven) ... Led St. Louis in power play assists and power play points, tied for second in power play goals and game-winning goals, ranked third in average ice time (20:34), ranked third in assists (35), and ranked sixth in points (45) ... Led Blues defensemen in goals (10) and game-winning goals; registered at least 10 goals in a season for the first time in his NHL career ... Posted an eight-game point streak from Oct. 25 vs. VAN to Nov. 9 vs. PIT (one goal, eight assists), including a career-high, seven-game assist streak from Oct. 25 vs. VAN to Nov. 7 vs. CGY ... Led St. Louis in assists (four) and points (five) in the playoffs ... Established a single-game playoff career-high with three points (one goal, two assists) in Game 2 of the First Round vs. CHI on Apr. 19. **2012-13:** Ranked second on St. Louis in power play assists (seven), tied for third in power play points (nine), ranked third in average ice time (21:18), tied for fourth in assists (18), and tied for fifth in power play goals (two) ... Led Blues defensemen in power play assists and power play points, tied for first in goals (five) and power play goals, and ranked second in assists and points (23) ... Skated in all 48 games ... Tied for second on St. Louis in assists (two) and tied for fourth on the team in points (two) in the playoffs. **2011-12:** Established career-highs in games played (81) and plus/minus rating (plus-20) ... Tied for eighth among NHL defensemen in power play goals (five) and tied for 11th among NHL defensemen in plus/minus rating ... Ranked second on St. Louis in power play points (18) and average ice time (21:36), tied for second in power play assists (13) and plus/minus rating, ranked third in assists (34), ranked fourth in points (43), and tied for fourth in power play goals ... Established a single-game career-high with three assists on Mar. 25 at PHX ... Recorded two points (one goal, one assist) in nine playoff contests ... Tallied his first career NHL playoff assist/point while making his NHL playoff debut in Game 1 of the Western Conference Quarterfinals vs. SJS on Apr. 12 ... Notched his first career NHL playoff goal in Game 4 of the Western Conference Semifinals at LAK on May 6. **2010-11:** Split the season between Colorado and St. Louis ... Led NHL rookies in assists (34), tied for second among NHL rookies in power play assists (12), ranked fourth among NHL rookies in power play points (15), and tied for sixth among NHL rookies in points (43); led NHL rookie defensemen in assists and points ... Made his NHL debut on Nov. 4 vs. VAN ... Notched his first career NHL assist/point on Nov. 12 at CBJ ... Posted a career-high, nine-game point streak from Nov. 17 vs. SJS to Dec. 4 at TBL (four goals, nine assists) ... Registered his first career NHL goal on Nov. 17 vs. SJS.

AHL CAREER: 2010-11: Skated in 10 games with Lake Erie. **2009-10:** Recorded two assists in three games with Lake Erie ... Registered his first career AHL assist/point while making his

AHL debut on Apr. 7 vs. Abbotsford.

COLLEGE CAREER: 2009-10: Established collegiate career-highs in assists (22) and points (29), and tied his collegiate career-high in goals (seven) ... Served as Boston University's captain in his junior year ... Ranked second on Boston University in assists and ranked fifth in points; led team defensemen in assists. **2008-09:** Established collegiate career-highs in games played (43), goals (seven), and plus/minus rating (plus-28) ... Named to the NCAA East Second All-American Team, and was selected as a Hockey East Second Team All-Star and a New England All-Star ... Helped Boston University win the NCAA National Championship and the Hockey East Championship ... Ranked second in the NCAA – and led all NCAA defensemen – in plus/minus rating. **2007-08:** Tallied 21 points (four goals, 17 assists) in 40 games during his freshman year ... Named to the Hockey East All-Rookie Team ... Ranked fifth on Boston University – and led team defensemen – in assists.

USDP CAREER: 2006-07: Registered 40 points (13 goals, 27 assists) in 57 games with the U.S. National U-18 Team ... Served as the team's captain ... Tallied 13 points (five goals, eight assists) in 14 contests with the U.S. National U-18 Team in the North American Hockey League (NAHL). **2005-06:** Recorded 23 points (10 goals, 13 assists) in 41 games with the U.S. National Team ... Registered eight points (four goals, four assists) in 13 games in USDP competition with the U.S. National U-17 Team ... Tallied 15 points (six goals, nine assists) in 28 games in NAHL competition with the U.S. National U-18 Team ... Notched 10 points (three goals, seven assists) in 12 playoff games; led the team in points in the playoffs.

HIGH SCHOOL CAREER: 2004-05: Registered 28 points (10 goals, 18 assists) in 22 games at Brunswick School in Greenwich, Connecticut ... Named to the All-New England Division II First Team as a sophomore. **2003-04:** Tallied 15 points (four goals, 11 assists) in 26 games at Brunswick School.

EUROPEAN CAREER: 2012-13: Registered six points (two goals, four assists) and posted a plus-eight rating in 12 games with TPS Turku in Liiga in Finland.

INTERNATIONAL CAREER: 2014: Tallied three assists and posted a plus-three rating in six games while representing the United States at the 2014 Winter Olympics in Sochi, Russia ... Tied for first among team defensemen in assists and points in the tournament. **2011:** Tallied three points (one goal, two assists) in seven games while representing the United States at the 2011 IIHF World Championship ... Tied for first among team defensemen in points in the tournament. **2009:** Recorded nine points (one goal, eight assists) and posted a plus-five rating in six games while representing the United States at the 2009 IIHF World Junior Championship ... Selected as one of the Top Three Players on his Team in the tournament ... Led all defensemen in the tournament in assists and tied for first among all defensemen in the tournament in points. **2007:** Recorded five points (one goal, four assists) in seven games while helping the United States earn a silver medal at the 2007 IIHF U18 World Championship ... Named the Best Defenseman of the tournament and was selected to the Tournament All-Star Team ... Served as the captain for the United States in the tournament. **2006:** Recorded five points (three goals, two assists) in six games while helping the United States earn a silver medal at the 2006 World U17 Hockey Challenge.

BACKGROUND: Nickname is "Shatty" ... Grew up a Rangers fan, and his favorite player was Brian Leetch ... Was coached by former Rangers defenseman and current Rangers analyst Dave Maloney as an amateur player in New Rochelle ... The first jersey he ever bought was a John Vanbiesbrouck Rangers jersey ... Lists playing golf as his favorite activity besides playing hockey, and shooting a hole-in-one is on his bucket list ... Collects sports memorabilia and sports bobbleheads ... If he was not playing hockey, he would be working in finance in New York City ... His favorite movie is The Goonies ... Enjoys eating Italian food, and his favorite meal is veal milanese ... His favorite books are the Harry Potter series ... Coldplay is currently the most played artist on his iPod ... Married - wife, Deanna.

CAREER TRANSACTIONS: June 22, 2007 – Selected by Colorado in the first round, 14th overall, of the 2007 NHL Entry Draft. **February 19, 2011 –** Acquired by St. Louis, along with Chris Stewart and a second-round pick in the 2011 NHL Entry Draft (Ty Rattie), in exchange for Erik Johnson, Jay McClement, and a first-round pick in the 2011 NHL Entry Draft (Duncan Siemens). **February 27, 2017 –** Acquired by Washington, along with Pheonix Copley, in exchange for Zach Sanford, Brad Malone, and a first-round pick in the 2017 NHL Entry Draft (later traded). **July 1, 2017 –** Signed by the Rangers as a free agent.

CAREER STATISTICS

			REGULAR SEASON					PLAYOFFS				
SEASON	TEAM	LEAGUE	GP	G	A	PTS	PIM	GP	G	A	PTS	PIM
2003-04	Brunswick	USHS	26	4	11	15	-	-	-	-	-	-
2004-05	Brunswick	USHS	22	10	18	28	-	-	-	-	-	-
2005-06	U.S. Nat'l U17 Team	USDP	13	4	4	8	4	-	-	-	-	-
	U.S. Nat'l U18 Team	NAHL	28	6	9	15	17	12	3	7	10	10
	United States	WHC-U17	6	3	2	5	2	-	-	-	-	-
2006-07	U.S. Nat'l U18 Team	USDP	43	8	19	27	36	-	-	-	-	-
	U.S. Nat'l U18 Team	NAHL	14	5	8	13	26	-	-	-	-	-
	United States	WJ18	7	1	4	5	2	-	-	-	-	-
2007-08	Boston University	NCAA	40	4	17	21	38	-	-	-	-	-
2008-09	Boston University	NCAA	43	7	21	28	40	-	-	-	-	-
	United States	WJC	6	1	8	9	4	-	-	-	-	-
2009-10	Boston University	NCAA	38	7	22	29	38	-	-	-	-	-
	Lake Erie	AHL	3	0	2	2	0	-	-	-	-	-
2010-11	**Avalanche**	**NHL**	**46**	**7**	**19**	**26**	**20**	**-**	**-**	**-**	**-**	**-**
	Blues	**NHL**	**26**	**2**	**15**	**17**	**16**	**-**	**-**	**-**	**-**	**-**
	Lake Erie	AHL	10	0	0	0	10	-	-	-	-	-
	United States	WC	7	1	2	3	6	-	-	-	-	-
2011-12	**Blues**	**NHL**	**81**	**9**	**34**	**43**	**60**	**9**	**1**	**1**	**2**	**6**
2012-13	**Blues**	**NHL**	**48**	**5**	**18**	**23**	**20**	**6**	**0**	**2**	**2**	**6**
	TPS	Liiga	12	2	4	6	22	-	-	-	-	-
2013-14	**Blues**	**NHL**	**81**	**10**	**35**	**45**	**38**	**6**	**1**	**4**	**5**	**2**
	United States	Olympics	6	0	3	3	0	-	-	-	-	-
2014-15	**Blues**	**NHL**	**56**	**8**	**36**	**44**	**52**	**6**	**0**	**8**	**8**	**2**
2015-16	**Blues**	**NHL**	**72**	**14**	**30**	**44**	**51**	**20**	**2**	**9**	**11**	**19**
2016-17	**Blues**	**NHL**	**61**	**11**	**31**	**42**	**37**	**-**	**-**	**-**	**-**	**-**
	Capitals	**NHL**	**19**	**2**	**12**	**14**	**10**	**13**	**1**	**5**	**6**	**6**
2017-18	**RANGERS**	**NHL**	**46**	**5**	**18**	**23**	**44**	**-**	**-**	**-**	**-**	**-**
	NHL TOTALS		**536**	**73**	**248**	**321**	**348**	**60**	**5**	**29**	**34**	**41**
	NYR TOTALS		**46**	**5**	**18**	**23**	**44**	**-**	**-**	**-**	**-**	**-**

STATISTICAL BREAKDOWN

SEASON	PPG	SHG	GWG	+/-	S	S%	TF	F%	H	BS	MIN
2010-11	3	0	2	-4	108	8.3	0	0.0	66	96	19:50
2011-12	5	0	2	20	178	5.1	4	25.0	72	103	21:36
2012-13	2	0	0	2	84	5.9	0	0.0	55	59	21:18
2013-14	7	0	5	1	188	5.3	0	0.0	72	101	20:34
2014-15	4	0	1	19	135	5.9	0	0.0	42	86	22:34
2015-16	6	0	1	-14	180	7.8	0	0.0	82	113	22:25
2016-17	8	0	2	-7	161	8.1	0	0.0	88	95	19:56
2017-18	2	0	1	-14	94	5.3	0	0.0	44	65	20:16
TOTALS	**37**	**0**	**14**	**3**	**1,128**	**6.5**	**4**	**25.0**	**521**	**718**	**21:02**

CAREER STATISTICS

SCORING VS. NHL

TEAM	GP	G	A	PTS
ANA	19	1	8	9
ARI	23	3	12	15
BOS	12	3	5	8
BUF	11	1	6	7
CGY	24	4	14	18
CAR	12	0	3	3
CHI	36	1	14	15
COL	26	5	15	20
CBJ	27	5	14	19
DAL	28	4	21	25
DET	24	3	12	15
EDM	21	4	7	11
FLA	11	2	2	4
LAK	21	2	7	9
MIN	28	4	13	17
MTL	11	0	5	5
NSH	34	2	11	13
NJD	13	1	3	4
NYI	11	3	9	12
NYR	12	2	3	5
OTT	12	2	7	9
PHI	9	2	4	6
PIT	12	2	4	6
SJS	22	5	12	17
STL	3	1	1	2
TBL	10	3	6	9
TOR	11	3	5	8
VAN	22	1	13	14
VGK	2	0	1	1
WSH	13	1	4	5
WPG	16	3	7	10
TOTALS	**536**	**73**	**248**	**321**

CAREER HIGHLIGHTS

CAREER HIGHS (LAST TIME)	
GOALS	2 (4x), 11/4/17 at FLA
ASSISTS	3 (5x), 2/16/17 vs. VAN
POINTS	4 (2x), 12/1/16 vs. TBL (2G-2A)
PIM	15, 11/29/14 at MIN
SHOTS	8 (4x), 3/12/16 at DAL
GOAL STREAK	2 (9x), 11/4/17 - 11/6/17 (3)
ASSIST STREAK	7, 10/25/13 - 11/7/13 (8)
POINT STREAK	9, 11/17/10 - 12/4/10 (4G-9A)

NHL FIRSTS	
GAME	11/4/10 vs. VAN
GOAL	11/17/10 vs. SJS (Niittymaki)
ASSIST	11/12/10 at CBJ

CAREER SHOOTOUTS

GOALS	SHOTS	SHOT%	GDG
9	28	32.1	7

ALL-STAR GAME SCORING

SEASON	TEAM	G	A
2014-15	Team Foligno	1	1

BRADY SKJEI

DEFENSEMAN

76

HEIGHT **6'3"** WEIGHT **214** SHOOTS **LEFT** BORN **MAR 26, 1994** BIRTHPLACE **LAKEVILLE, MN**

CAREER HIGHLIGHTS: 2017-18: Was the only Ranger who skated in all 82 games during the season ... Was one of eight NHL players who registered at least 150 shots on goal, 125 hits, and 115 blocked shots (Doughty, Edler, Maatta, Muzzin, Nurse, Petry, and Provorov) ... Ranked second on the Rangers in hits (127) and blocked shots (119), tied for second in shorthanded goals (one), ranked third in average ice time (21:02), tied for third in shorthanded points (one), ranked fifth in shots on goal (153), and tied for sixth in assists (21) ... Led Rangers defensemen in even strength points (18), shots on goal, shorthanded goals, shorthanded points, and hits, and ranked second in goals (four), assists, and points (25) ... Tallied the game-winning goal, which was his first career NHL game-winning goal, and posted a plus-one rating on Oct. 8 vs. MTL ... Recorded an assist on the game-winning goal, led all skaters and established a single-game career-high with six blocked shots, and posted a plus-one rating on Oct. 21 vs. NSH ... Registered a goal and tied for the game-high with six hits in 20:13 of ice time on Oct. 28 at MTL ... Posted a plus-two rating and logged 22:57 of ice time while skating in his 100th career NHL game on Oct. 31 vs. VGK ... Registered an assist, led all skaters with four blocked shots, and posted a plus-one rating in 21:13 of ice time on Nov. 2 at TBL ... Led all skaters – and tied a single-game career-high – with six blocked shots and posted a plus-one rating in 23:01 of ice time on Nov. 19 vs. OTT ... Recorded eight assists/points in a 12-game span from Nov. 22 at CAR to Dec. 16 at BOS ... Tallied two assists, including the primary assist on the game-winning goal in overtime, and posted a plus-two rating while skating in a team-high 22:16 of ice time on Nov. 24 vs. DET ... Tied for the team-high with three blocked shots, posted a plus-one rating, and led all skaters while skating in a single-game career-high 27:49 of ice time on Nov. 26 vs. VAN ... Notched an assist and posted a plus-one rating while skating in a game-high 25:09 of ice time on Nov. 28 vs. FLA ... Recorded an assist and posted a plus-one rating in 23:37 of ice time on Dec. 11 vs. DAL ... Tallied two assists and posted a plus-one rating in 19:31 of ice time on Dec. 16 at BOS ... Registered three shots on goal, tied for the team-high with two blocked shots, was credited with three hits, and posted a plus-one rating in 20:34 of ice time in the 2018 Bridgestone NHL Winter Classic ... Tied a single-game career-high with a plus-three rating on Jan. 16 vs. PHI ... Led all skaters with four blocked shots and tied for the team-high with three hits in 19:40 of ice time on Jan. 18 vs. BUF ... Tallied two points (one goal, one assist), including his first career NHL shorthanded goal/point, and led all skaters with four hits in 22:25 of ice time on Jan. 25 at SJS ... Recorded a power play assist, which was an assist on the game-winning goal, led all skaters with five blocked shots, and registered two shots on goal while skating in a team-high 26:36 of ice time on Feb. 9 vs. CGY ... Recorded an assist on the game-winning goal and posted a plus-two rating while skating in a team-high 25:09 of ice time on Feb. 11 at WPG ... Registered two assists in 24:00 of ice time on Mar. 28 at WSH ... Tallied the first goal of the game and recorded three shots on goal in 20:49 of ice time on Mar. 30 vs. TBL ... Was credited with four hits while skating in a game-high 26:08 of ice time on Mar. 31 at CAR ... Tallied an assist and registered four shots on goal while skating in a game-high 23:18 of ice time on Apr. 5 at NYI. **2016-17:** Named to the NHL's All-Rookie Team; became the third defenseman in Rangers history to be named to the NHL's All-Rookie Team (Brian Leetch - 1988-89; Michael Del Zotto - 2009-10) ... Tied for fourth among NHL defensemen in even strength assists (27); only trailed Keith, Karlsson, and Burns, and was tied with Hedman ... Tied for eighth among NHL defensemen in even strength points (32) ... Became the first Rangers defenseman to tally at least 39 points in his rookie season since Leetch in 1988-89 ... Led NHL rookies in even strength assists ... Recorded his first career NHL regular season assist/point and posted a plus-one rating in the Rangers' season opener on Oct. 13 vs. NYI ... Posted a career-high six-game assist/point streak from Oct. 30 vs. TBL to Nov. 8 vs. VAN (seven assists over the span); became the first

76
BAUER
RANGERS
BAUER
BAUER

Rangers rookie defenseman to register a six-game assist/point streak since Leetch from Feb. 17, 1989 – Mar. 1, 1989 ... Led NHL rookies in assists in November (nine); led Rangers defensemen in assists during the month ... Posted his first career NHL multi-assist/point game by registering two assists on Nov. 3 vs. EDM ... Registered his first career NHL goal and posted a plus-two rating in 19:10 of ice time on Dec. 11 vs. NJD ... Notched an assist and established a single-game career-high with a plus-three rating on Jan. 4 at PHI ... Registered 12 points (one goal, 11 assists) and a plus-13 rating over a 16-game span from Jan. 19 at TOR to Feb. 25 at NJD; was the only NHL player who recorded at least 12 points and a plus-13 rating over the span ... Recorded two points (one goal, one assist) and tied a single-game career-high with a plus-three rating on Jan. 19 at TOR ... Registered an assist and led all skaters with a season-high, six shots on goal on Jan. 31 vs. CBJ ... Tallied two assists, including an assist on the game-winning goal, on Feb. 7 vs. ANA ... Notched an assist and posted a plus-two rating in 18:37 of ice time on Feb. 11 vs. COL; became the first Rangers defenseman to record at least 20 even strength assists in his rookie season since Leetch in 1988-89 ... Recorded a goal, which was his 30th point of the season, in 20:46 of ice time on Feb. 28 vs. WSH ... Tallied his 30th assist of the season on Mar. 21 at NJD; became the fourth Rangers defenseman to register at least 30 assists in his rookie season in franchise history (Leetch - 1988-89; Ruotsalainen - 1981-82; Greschner - 1974-75) ... Recorded a goal and tied for the team-high with four shots on goal in 20:58 of ice time while playing on his birthday on Mar. 26 at ANA ... Established single-game career-highs with three assists and three points, recorded two power play assists, and led all skaters with five hits on Mar. 28 at SJS; became the first Rangers rookie defenseman to tally three assists in a game since Johnsson on Mar. 19, 2000 ... Tied for the team-high with four hits and skated in a single-game career-high, 25:09 of ice time on Mar. 31 vs. PIT ... Notched an assist on the game-winning goal while skating in a game-high, 22:21 of ice time on Apr. 2 vs. PHI; recorded his 27th even strength assist of the season, becoming the first NHL defenseman to tally at least 27 even strength assists in his rookie season since Larry Murphy in 1980-81 ... Established playoff career-highs in games played (12), goals (four), points (five), and plus/minus rating (plus-six) ... Ranked second among NHL rookies in plus/minus rating, tied for second in goals, and tied for fifth in points in the playoffs ... Tied for third among NHL defensemen in goals and tied for ninth among NHL defensemen in plus/minus rating in the playoffs ... Tied the franchise record for goals by a rookie defenseman in one playoff year (Reijo Ruotsalainen – 1982) ... Led the Rangers in even strength goals (four), tied for the team lead in goals, ranked second in plus/minus rating, tied for second in even strength points (five), and tied for sixth in hits (32) in the playoffs; became the first Rangers defenseman to either lead the team or tie for the team lead in goals in a playoff year since Leetch in 1995 ... Led Rangers defensemen in goals and ranked second among team defensemen in points in the playoffs ... Posted a plus/minus rating of even or better in 11 of 12 playoff contests, including a plus-one rating or better in seven games ... Registered his first career NHL playoff goal, tied for the game-high with six hits, and recorded three shots on goal in 20:29 of ice time in Game 3 of the First Round vs. MTL on Apr. 16 ... Tallied a goal and posted a plus-one rating in Game 5 at MTL on Apr. 20; became the first Rangers defenseman to register at least two playoff goals in his rookie year since Leetch in 1989 ... Posted the first multi-goal game of his NHL career by registering two goals, recorded four shots on goal, and posted a plus-one rating in Game 2 of the Second Round at OTT on Apr. 29; became the first Rangers defenseman to tally at least two goals in a playoff game since Leetch recorded a hat trick in Game 2 of the Eastern Conference Semifinals against PHI in 1995 (May 22, 1995), as well as the first Rangers rookie defenseman to tally at least two goals in a playoff game since Leetch in Game 4 of the Patrick Division Semifinals against PIT in 1989 (Apr. 9, 1989). **2015-16:** Tied for the game-high with three takeaways, recorded two blocked shots, and registered one shot on goal in 14:54 of ice time while making his NHL/Rangers debut on Dec. 15 vs. EDM; became the first player in franchise history to wear jersey No. 76 in a regular season game ... Recorded two hits, registered two blocked shots, and posted a plus-one rating on Dec. 17 at MIN ... Registered two hits and recorded one shot on goal while skating in a team-high 22:17 of ice time on Feb. 23 at NJD ... Recorded one shot on goal in 17:38 of ice time on Mar. 8 at BUF ... Was credited with two blocked shots and posted a plus-two rating in 22:04 of ice time on Apr. 9 vs. DET ... Tied for first among NHL rookie defensemen in plus/minus rating (plus-one), tied for second in assists (two), and tied for third in points (two) in the playoffs ... Tied for the team lead in plus/minus rating, tied for third on the Rangers in assists, and tied for fourth in points in the playoffs ... Tied for first among Rangers defensemen in assists and points ... Registered five hits in 17:08 of ice

time while making his NHL playoff debut in Game 1 of the First Round at PIT on Apr. 13; became the first Rangers rookie defenseman to play in a playoff game since Stu Bickel in 2012, as well as the first Rangers rookie defenseman 22 years old or younger to play in a playoff game since Ryan McDonagh in 2011 ... Tallied his first career NHL playoff assist/point in Game 2 at PIT on Apr. 16 ... Recorded an assist in Game 5 at PIT on Apr. 23; became the first Rangers rookie defenseman to tally at least two assists/points in one playoff year since Marc Staal in 2008.

AHL CAREER: 2015-16: Ranked third on the Wolf Pack in assists (24) and ranked fifth in points (28) when he was recalled by the Rangers on Apr. 5 ... Ranked second among Hartford defensemen in assists and points at the time of his recall on Apr. 5 ... Tallied his first career AHL regular season assist/point on Oct. 14 vs. Providence ... Recorded a point in six games over a nine-game span from Nov. 11 at Portland to Dec. 4 vs. Hershey (two goals, four assists) ... Registered his first career AHL regular season goal on Nov. 21 vs. Lehigh Valley ... Established single-game AHL career-highs with three assists and three points on Dec. 12 vs. Bridgeport ... Notched two assists and posted a plus-one rating on Jan. 10 vs. Albany ... Posted a career-high three-game point streak from Jan. 18 at Providence to Jan. 24 vs. Portland (one goal, two assists) ... Recorded the game-winning goal in overtime on Jan. 18 at Providence ... Tied a single-game AHL career-high with three points (one goal, two assists) and established a single-game AHL career-high with a plus-three rating on Apr. 1 vs. Hershey. **2014-15:** Skated in eight games with Hartford, posting a plus-two rating and recording five shots on goal ... Made his AHL debut on Apr. 3 vs. Syracuse ... Registered three points (one goal, two assists) in 15 playoff contests ... Made his AHL playoff debut on Apr. 22 vs. Providence ... Recorded his first career AHL playoff goal/point on Apr. 26 at Providence ... Notched his first career AHL playoff assist and posted a plus-two rating on May 15 vs. Hershey.

COLLEGE CAREER: 2014-15: Established a collegiate career-high in assists (nine) while helping the University of Minnesota capture the Big Ten Championship ... Tied for third among team defensemen in assists ... Minnesota posted an 8-1-0 record when he tallied a point ... Registered a collegiate career-high three-game point streak from Oct. 12 vs. RPI to Oct. 25 vs. Bemidji State ... Tied single-game collegiate career-highs with two assists and two points on Jan. 30 at Wisconsin ... Skated in his 100th career collegiate game on Feb. 21 at Penn State. **2013-14:** Established collegiate career-highs in games played (40), goals (six), points (14), and plus/minus rating (plus-15) ... Tied for sixth on the team – and tied for third among team defensemen – in plus/minus rating ... Tied for second among team defensemen in goals and ranked third among team defensemen in points ... Minnesota posted an 8-1-3 record when he tallied a point ... Recorded seven points (three goals, four assists) in the final nine games of the season ... Tallied a goal in two consecutive games for the first time in his collegiate career on Mar. 14 at Michigan and Mar. 15 at Michigan ... Established a single-game collegiate career-high with two goals and tied a collegiate career-high with two points on Mar. 15 at Michigan ... Tallied an assist on the game-winning goal on Apr. 10 vs. North Dakota to help Minnesota advance to the National Championship Game. **2012-13:** Recorded three points (one goal, two assists) and posted a plus-11 rating in 36 games as a freshman with the University of Minnesota ... Led team freshmen in plus/minus rating ... Made his collegiate debut on Oct. 12 vs. Michigan State ... Registered his first career collegiate goal, assist, and point as part of a two-point effort on Oct. 13 vs. Michigan State.

USHL CAREER: 2011-12: Recorded 23 points (four goals, 19 assists) in 60 games with the U.S. National U18 Team ... Tallied 12 points (three goals, nine assists) and posted a plus-five rating in 24 games in USHL competition. **2010-11:** Registered 19 points (five goals, 14 assists) in 53 games with the U.S. National U17 Team ... Recorded six points (one goal, five assists) in USHL competition ... Skated in two playoff games in USHL competition.

HIGH SCHOOL CAREER: 2009-10: Registered 29 points (11 goals, 18 assists) in 30 games with Lakeville North High School in Minnesota ... Tallied six points (four goals, two assists) in five playoff games.

INTERNATIONAL CAREER: 2017: Tallied one assist and posted a plus-three rating in three games while representing the United States at the 2017 IIHF World Championship. **2016:** Registered one goal in 10 games while representing the United States at the 2016 IIHF World Championship ... Ranked fourth among United States defensemen in average ice time (17:56) in the tournament. **2014:** Tallied one assist and posted a plus-five rating in five games while representing the United States at the 2014 IIHF World Junior Championship ... Ranked second on Team USA in plus/minus rating in

the tournament. **2012:** Registered one assist and posted a plus-10 rating in six contests to help Team USA capture a gold medal at the 2012 IIHF U18 World Championship ... Led all skaters in the tournament in plus/minus rating.

BACKGROUND: His uncle, Barry Karn, has worked as a skating coach with several NHL teams ... Lists his vacation cabin in Minnesota, which has been in his family for over 60 years, as his greatest love besides hockey ... Would be attempting a career in professional golf if he was not a hockey player ... Played quarterback and was a member of the golf team in high school ... Majored in business and marketing at the University of Minnesota ... Single.

CAREER TRANSACTIONS: June 22, 2012 – Selected by the Rangers in the first round, 28th overall, of the 2012 NHL Entry Draft.

CAREER STATISTICS

			REGULAR SEASON					PLAYOFFS				
SEASON	TEAM	LEAGUE	GP	G	A	PTS	PIM	GP	G	A	PTS	PIM
2009-10	Lakeville North	HIGH-MN	30	11	18	29	20	5	4	2	6	6
2010-11	U.S. Nat'l Team	USHL	36	1	5	6	14	2	0	0	0	0
	U.S. Nat'l Team U17	USDP	17	4	9	13	10	-	-	-	-	-
2011-12	U.S. Nat'l Team	USHL	24	3	9	12	12	-	-	-	-	-
	U.S. Nat'l Team U18	USDP	36	1	10	11	24	-	-	-	-	-
	United States	WJC-18	6	0	1	1	4	-	-	-	-	-
2012-13	Univ. of Minnesota	NCAA	36	1	2	3	14	-	-	-	-	-
2013-14	Univ. of Minnesota	NCAA	40	6	8	14	30	-	-	-	-	-
	United States	WJC	5	0	1	1	0	-	-	-	-	-
2014-15	Univ. of Minnesota	NCAA	33	1	9	10	32	-	-	-	-	-
	Hartford	AHL	8	0	0	0	0	15	1	2	3	16
2015-16	**RANGERS**	**NHL**	**7**	**0**	**0**	**0**	**4**	**5**	**0**	**2**	**2**	**2**
	Hartford	AHL	68	4	24	28	36	-	-	-	-	-
	United States	WC	10	1	0	1	2	-	-	-	-	-
2016-17	**RANGERS**	**NHL**	**80**	**5**	**34**	**39**	**42**	**12**	**4**	**1**	**5**	**10**
	United States	WC	3	0	1	1	0	-	-	-	-	-
2017-18	**RANGERS**	**NHL**	**82**	**4**	**21**	**25**	**39**	-	-	-	-	-
	NHL/NYR TOTALS		**169**	**9**	**55**	**64**	**85**	**17**	**4**	**3**	**7**	**12**

STATISTICAL BREAKDOWN

SEASON	PPG	SHG	GWG	+/-	S	S%	TF	F%	H	BS	MIN
2015-16	0	0	0	1	6	0.0	0	0.0	11	11	17:44
2016-17	0	0	0	11	127	3.9	1	0.0	147	69	17:28
2017-18	0	1	1	-27	153	2.6	0	0.0	127	119	21:02
TOTALS	**0**	**1**	**1**	**-15**	**286**	**3.1**	**1**	**0.0**	**285**	**199**	**19:12**

SCORING VS. NHL

TEAM	GP	G	A	PTS
ANA	4	1	2	3
ARI	4	0	1	1
BOS	6	0	4	4
BUF	7	0	0	0
CGY	4	0	2	2
CAR	8	0	3	3
CHI	4	0	0	0
COL	4	0	1	1
CBJ	9	0	3	3
DAL	4	0	1	1
DET	7	0	3	3
EDM	5	0	3	3
FLA	6	0	2	2
LAK	4	0	1	1
MIN	4	1	0	1
MTL	6	2	1	3
NSH	4	0	1	1
NJD	9	1	3	4
NYI	9	0	4	4
NYR	-	-	-	-
OTT	6	0	1	1
PHI	8	0	3	3
PIT	9	0	1	1
SJS	4	1	4	5
STL	4	0	1	1
TBL	7	1	2	3
TOR	6	1	1	2
VAN	4	0	3	3
VGK	2	0	0	0
WSH	7	1	2	3
WPG	4	0	2	2
TOTALS	**169**	**9**	**55**	**64**

CAREER HIGHLIGHTS

CAREER HIGHS (LAST TIME)	
GOALS	1 (9x), 3/30/18 vs. TBL
ASSISTS	3, 3/28/17 at SJS
POINTS	3, 3/28/17 at SJS (3A)
PIM	6, 3/2/18 at CGY
SHOTS	6, 1/31/17 vs. CBJ
GOAL STREAK	N/A
ASSIST STREAK	6, 10/30/16 - 11/8/16 (7)
POINT STREAK	6, 10/30/16 - 11/8/16 (7A)

NHL FIRSTS	
GAME	12/15/15 vs. EDM
GOAL	12/11/16 vs. NJD (Schneider)
ASSIST	10/13/16 vs. NYI

NHL AWARDS

NHL All-Rookie Team, 2016-17

CAREER PENALTY SHOTS (1)

DATE	OPPONENT	GOALTENDER (RESULT)
12/29/17	at DET	Howard (Save)

BRENDAN SMITH

DEFENSEMAN

42

HEIGHT **6'2"** WEIGHT **195** SHOOTS **LEFT** BORN **FEB 8, 1989** BIRTHPLACE **MIMICO, ON**

CAREER HIGHLIGHTS: 2017-18: Tied for sixth among NHL defensemen in minor penalties drawn (19) ... Tied for second on the Rangers – and led team defensemen – in minor penalties drawn; the 19 minor penalties drawn were tied for the second-most by a Rangers defenseman in one season since the NHL began tracking the statistic in 2009-10 ... Ranked fifth on the Rangers - and ranked third among team defensemen - in plus/minus rating (plus-two) ... Led the Rangers in minor penalties drawn at the time he played his final NHL game of the season on Feb. 7 vs. BOS; led all NHL defensemen in minor penalties drawn at the time he played his final NHL game of the season ... Tallied an assist and posted a plus-one rating in 18:54 of ice time on Oct. 19 vs. NYI; selected as the game's Third Star ... Recorded an assist, was credited with four blocked shots, registered three hits, and posted a plus-one rating on Oct. 21 vs. NSH ... Posted a plus-three rating in 19:06 of ice time on Oct. 26 vs. ARI ... Recorded an assist/point in four games over a six-game span from Nov. 22 at CAR to Dec. 5 at PIT (four assists and a plus-four rating over the span) ... Tallied an assist and established a single-game career-high with a plus-four rating on Nov. 22 at CAR ... Registered an assist in back-to-back games on Dec. 1 vs. CAR and Dec. 5 at PIT ... Tied for the team-high with three hits and registered two takeaways in 21:09 of ice time on Dec. 11 vs. DAL ... Posted a plus-three rating in 19:45 of ice time on Dec. 19 vs. ANA ... Tallied an assist and posted a plus-one rating on Dec. 21 at NJD ... Registered a goal, recorded three shots on goal, was credited with three hits, and was assessed a fighting major on Jan. 14 at PIT. **2016-17:** Established a career-high in average ice time (19:15); averaged 20:10 of ice time in 18 games with the Rangers, and logged at least 20:00 of ice time in 11 of the 18 contests ... Ranked second on the Rangers in average even strength ice time (18:21) ... Was credited with two blocked shots and registered one hit in 20:51 of ice time while making his Rangers debut on Mar. 2 at BOS ... Logged at least 20:00 of ice time in each of his first eight games with the Rangers ... Tied a single-game career-high with a plus-three rating on Mar. 7 at FLA ... Tied single-game career-highs with two assists and two points, registered his first assist/point as a Ranger, and posted a plus-one rating on Mar. 17 vs. FLA ... Notched the primary assist on the game-winning goal and posted a plus-one rating on Mar. 25 at LAK ... Recorded his first goal as a Ranger on Apr. 2 vs. PHI ... Registered five points (two goals, three assists) in 33 games with Detroit ... Was the only Red Wings defenseman who averaged at least 15:00 of even strength ice time, 1:00 of power play ice time, and 1:00 of shorthanded ice time per game prior to being traded to the Rangers ... Tied a single-game career-high with two points (one goal, one assist) on Oct. 30 vs. FLA ... Tallied the game-winning goal and logged 21:59 of ice time on Nov. 10 vs. VAN ... Was credited with four hits and posted a plus-two rating in the NHL Centennial Classic on Jan. 1 at TOR ... Logged 24:15 of ice time on Feb. 18 vs. WSH ... Established playoff career-highs in assists (four), plus/minus rating (plus-eight), and average ice time (19:41) ... Tied for 10th in the NHL – and tied for fifth among NHL defensemen – in plus/minus rating in the playoffs ... Led the Rangers in plus/minus rating, tied for third in assists, and ranked fifth in average ice time and blocked shots (14) in the playoffs ... Ranked second among Rangers defensemen in assists and tied for third among Rangers defensemen in points (four) in the playoffs ... Posted a plus/minus rating of even or better in 11 of 12 playoff contests, including a plus-one rating or better in eight games ... Posted a plus-one rating while skating in a team-high 22:44 of ice time in Game 4 of the First Round vs. MTL on Apr. 18 ... Tallied three assists and posted a plus-three rating in the Second Round against OTT ... Registered an assist, was credited with three hits, and posted a plus-two rating in 20:44 of ice time in Game 2 at OTT on Apr. 29 ... Notched an assist in two consecutive games in Game 5 at OTT on May 6 and Game 6 vs. OTT on May 9. **2015-16:** Tied for third among Red Wings defensemen in assists (12) ... Tallied a power play goal in 21:48 of ice time while skating in his 200th career NHL game on Oct. 23 at CGY ... Tied a single-game career-high with

42
RANGER
CCM

two points (one goal, one assist) on Dec. 26 at NSH ... Tied single-game career-highs with two assists and two points on Jan. 23 vs. ANA ... Tied single-game career-highs with two assists and two points on Mar. 24 vs. MTL ... Recorded one assist and a plus-two rating in three playoff games. **2014-15:** Established a career-high in games played (76) ... Tied a single-game career-high with a plus-three rating and was credited with four hits in 20:46 of ice time on Oct. 17 at TOR ... Tallied an assist while skating in a season-high, 24:55 of ice time on Nov. 2 at BUF ... Registered a goal in two games over a three-game span from Nov. 7 vs. NJD to Nov. 14 vs. CHI ... Tied single-game career-highs with two assists, two points, and a plus-three rating, and was assessed a fighting major on Nov. 18 at CBJ ... Recorded his first career NHL game-winning goal and posted a plus-one rating on Jan. 31 vs. NYI ... Skated in five playoff games. **2013-14:** Established career-highs in goals (five), assists (14), points (19), and shots on goal (90) ... Ranked second among Detroit defensemen in goals and tied for third among team defensemen in points ... Tied single-game career-highs with two assists and two points, and posted a plus-two rating on Nov. 29 at NYI ... Registered a goal and posted a plus-one rating while skating in his 100th career NHL game on Mar. 7 vs. NJD ... Tied a single-game career-high with two points (one goal, one assist) on Mar. 22 at MIN ... Skated in five playoff games. **2012-13:** Ranked second among Detroit defensemen in assists per game (0.24) ... Tallied an assist and established a single-game career-high with a plus-three rating on Jan. 25 vs. MIN ... Established playoff career-highs in several categories, including games played (14), goals (two), and points (five) ... Led Red Wings defensemen in goals and tied for first among team defensemen in points during the playoffs ... Made his NHL playoff debut in Game 1 of the Western Conference Quarterfinals at ANA on Apr. 30 ... Registered two points (one goal, one assist), including his first career NHL playoff goal, assist, and point, in 23:42 of ice time in Game 4 vs. ANA on May 6 ... Tallied a goal in Game 2 of the Western Conference Semifinals at CHI on May 18. **2011-12:** Made his NHL debut on Nov. 17 at SJS ... Tallied his first career NHL assist/point and posted a plus-one rating while skating in his second career NHL game on Nov. 19 at LAK ... Registered his first career NHL goal on Mar. 2 vs. MIN ... Established single-game career-highs with two assists and two points on Mar. 19 vs. WSH.

AHL CAREER: 2017-18: Registered two assists and eight penalty minutes in 11 games with Hartford ... Made his debut with the Wolf Pack on Feb. 10 at Hershey ... Tallied his first assist/point with Hartford and posted a plus-one rating on Feb. 24 vs. Providence ... Recorded an assist on Mar. 4 vs. Charlotte. **2012-13:** Registered 20 points (five goals, 15 assists) and established an AHL career-high with a plus-nine rating in 32 games with Grand Rapids prior to the start of the NHL season ... Led Grand Rapids defensemen in points per game (0.63). **2011-12:** Established AHL career-highs in assists (24) and points (34) ... Led Grand Rapids defensemen in points, tied for first among team defensemen in goals (10), and ranked second among team defensemen in assists. **2010-11:** Established AHL career-highs in games played (63) and goals (12) ... Was selected to the AHL's All-Rookie Team ... Led AHL rookie defensemen in goals and tied for fifth among AHL rookie defensemen in points (32) ... Registered his first career AHL goal/point while making his AHL debut on Oct. 8 vs. Abbotsford.

COLLEGE CAREER: 2009-10: Established collegiate career-highs in games played (42), goals (15), assists (37), points (52), and plus/minus rating (plus-17) ... Selected as a finalist for the Hobey Baker Award as the top collegiate player in the NCAA ... Named to the NCAA (West) First All-American Team and the WCHA First All-Star Team, and was named the WCHA Defensive Player of the Year ... Tied for sixth in the NCAA – and led all NCAA defensemen – in points ... Established single-game collegiate career-highs with five assists and five points on Apr. 8 vs. RIT in the Frozen Four to help Wisconsin advance to the National Championship Game. **2008-09:** Led Wisconsin defensemen in goals (nine) and ranked second among team defensemen in points (23). **2007-08:** Registered 12 points (two goals, 10 assists) in 22 games ... Made his collegiate debut on Oct. 12 vs. Notre Dame ... Registered two assists, including his first career collegiate assist/point, on Oct. 13 vs. Ohio State.

JUNIOR A CAREER: 2006-07: Registered 36 points (12 goals, 24 assists) in 39 games with the St. Michael's Buzzers of the Ontario Junior Hockey League (OJHL) ... Recorded 20 points (six goals, 14 assists) in 16 playoff games. **2005-06:** Tallied 26 points (five goals, 21 assists) in 39 games with St. Michael's ... Notched six points (one goal, five assists) in 17 playoff contests.

MIDGET CAREER: 2004-05: Registered 85 points (22 goals, 63 assists) and 120 penalty minutes in 66 games with the Toronto Marlboros of the Greater Toronto Hockey League (GTHL).

INTERNATIONAL CAREER: 2006: Registered four assists in five games while playing with Canada-Ontario at the 2006 World U17 Hockey Challenge.

BACKGROUND: Nickname is "Smitty" ... Majored in sociology at the University of Wisconsin ... His brother, Reilly, plays with the Vegas Golden Knights ... Lists fishing as his greatest passion besides hockey ... Married – wife, Samantha; son, Nolan.

CAREER TRANSACTIONS: June 22, 2007 – Selected by Detroit in the first round, 27th overall, of the 2007 NHL Entry Draft. **February 28, 2017** – Acquired by the Rangers in exchange for a third-round pick in the 2017 NHL Entry Draft (Zach Gallant) and a second-round pick in the 2018 NHL Entry Draft (Jonatan Berggren).

CAREER STATISTICS

			REGULAR SEASON					PLAYOFFS				
SEASON	TEAM	LEAGUE	GP	G	A	PTS	PIM	GP	G	A	PTS	PIM
2004-05	Toronto	GTHL	66	22	63	85	120	-	-	-	-	-
2005-06	St. Michael's	OJHL	39	5	21	26	55	17	1	5	6	44
	Canada-Ontario U17	WHC-17	5	0	4	4	4	-	-	-	-	-
2006-07	St. Michael's	OJHL	39	12	24	36	90	16	6	14	20	30
2007-08	Univ. of Wisconsin	NCAA	22	2	10	12	26	-	-	-	-	-
2008-09	Univ. of Wisconsin	NCAA	31	9	14	23	75	-	-	-	-	-
2009-10	Univ. of Wisconsin	NCAA	42	15	37	52	76	-	-	-	-	-
2010-11	Grand Rapids	AHL	63	12	20	32	124	-	-	-	-	-
2011-12	**Red Wings**	**NHL**	**14**	**1**	**6**	**7**	**13**	**-**	**-**	**-**	**-**	**-**
	Grand Rapids	AHL	57	10	24	34	90	-	-	-	-	-
2012-13	**Red Wings**	**NHL**	**34**	**0**	**8**	**8**	**36**	**14**	**2**	**3**	**5**	**10**
	Grand Rapids	AHL	32	5	15	20	49	-	-	-	-	-
2013-14	**Red Wings**	**NHL**	**71**	**5**	**14**	**19**	**68**	**5**	**0**	**0**	**0**	**8**
2014-15	**Red Wings**	**NHL**	**76**	**4**	**9**	**13**	**68**	**5**	**0**	**0**	**0**	**6**
2015-16	**Red Wings**	**NHL**	**63**	**3**	**12**	**15**	**62**	**3**	**0**	**1**	**1**	**0**
2016-17	**Red Wings**	**NHL**	**33**	**2**	**3**	**5**	**34**	**-**	**-**	**-**	**-**	**-**
	RANGERS	**NHL**	**18**	**1**	**3**	**4**	**29**	**12**	**0**	**4**	**4**	**20**
2017-18	**RANGERS**	**NHL**	**44**	**1**	**7**	**8**	**69**	**-**	**-**	**-**	**-**	**-**
	Hartford	AHL	11	0	2	2	8	-	-	-	-	-
	NHL TOTALS		**353**	**17**	**62**	**79**	**379**	**39**	**2**	**8**	**10**	**44**
	NYR TOTALS		**62**	**2**	**10**	**12**	**98**	**12**	**0**	**4**	**4**	**20**

STATISTICAL BREAKDOWN

SEASON	PPG	SHG	GWG	+/-	S	S%	TF	F%	H	BS	MIN
2011-12	0	0	0	3	13	7.7	0	0.0	17	8	15:38
2012-13	0	0	0	1	33	0.0	0	0.0	20	35	18:24
2013-14	1	0	0	-2	90	5.6	0	0.0	57	69	18:23
2014-15	0	0	1	-2	88	4.5	0	0.0	60	68	17:53
2015-16	1	0	0	1	82	3.7	0	0.0	94	42	17:36
2016-17	1	0	1	1	62	4.8	0	0.0	59	65	19:15
2017-18	0	0	0	2	66	1.5	0	0.0	58	37	17:10
TOTALS	**3**	**0**	**2**	**4**	**434**	**3.9**	**0**	**0.0**	**365**	**324**	**18:00**

SCORING VS. NHL

TEAM	GP	G	A	PTS
ANA	14	0	5	5
ARI	11	0	1	1
BOS	14	0	0	0
BUF	16	1	3	4
CGY	8	1	2	3
CAR	12	0	2	2
CHI	10	1	2	3
COL	8	0	0	0
CBJ	16	0	2	2
DAL	9	0	0	0
DET	3	0	0	0
EDM	8	0	1	1
FLA	17	2	4	6
LAK	14	0	6	6
MIN	10	2	5	7
MTL	14	0	2	2
NSH	13	2	2	4
NJD	13	3	1	4
NYI	11	1	3	4
NYR	10	0	0	0
OTT	16	0	3	3
PHI	11	1	1	2
PIT	14	2	2	4
SJS	14	0	3	3
STL	10	0	1	1
TBL	16	0	1	1
TOR	15	0	2	2
VAN	9	1	4	5
VGK	1	0	0	0
WSH	12	0	3	3
WPG	4	0	1	1
TOTALS	**353**	**17**	**62**	**79**

CAREER HIGHLIGHTS

CAREER HIGHS (LAST TIME)	
GOALS	1 (17x), 1/14/18 at PIT
ASSISTS	2 (6x), 3/17/17 vs. FLA
POINTS	2 (9x), 3/17/17 vs. FLA (2A)
PIM	17, 11/19/17 vs. OTT
SHOTS	6 (2x), 3/12/15 vs. CBJ
GOAL STREAK	N/A
ASSIST STREAK	2 (10x), 12/1/17 - 12/5/17 (2)
POINT STREAK	2 (12x), 12/1/17 - 12/5/17 (2A)

NHL FIRSTS	
GAME	11/17/11 at SJS
GOAL	3/2/12 vs. MIN (Harding)
ASSIST	11/19/11 at LAK

CAREER SHOOTOUTS

GOALS	SHOTS	SHOT%	GDG
0	1	0.0	0

RYAN SPOONER 23

CENTER

HEIGHT **5'11"** WEIGHT **191** SHOOTS **LEFT** BORN **JAN 30, 1992** BIRTHPLACE **OTTAWA, ON**

CAREER HIGHLIGHTS: 2017-18: Established career-highs in points per game (0.69), plus/minus rating (plus-six), and average ice time (15:18), and tied his career-high in goals (13) ... Was one of two NHL players who recorded at least 40 points and four or fewer penalty minutes (Ryan O'Reilly) ... His 0.69 points per game average was the second-most among NHL players who skated in at least 20 games and averaged fewer than 16:00 of ice time per game (Thomas Vanek – 0.70) ... Tallied 16 points (four goals, 12 assists) in 20 games with the Rangers after he was acquired on Feb. 25; tied for the team lead in assists and points from the time he was acquired until the end of the regular season ... Registered seven points (one goal, six assists) in his first three games with the Rangers; became the first player in franchise history to tally six assists in his first three games with the Rangers, as well as the first player in franchise history to post a multi-point game in each of his first three games with the Rangers ... Recorded two assists, including his first assist/point as a Ranger, and was selected as the game's Third Star while making his Rangers debut on Feb. 25 vs. DET ... Tallied three assists, including an assist on the game-winning goal in overtime, while skating in his second game as a Ranger on Feb. 28 at VAN; became the first Ranger to record five or more points in his first two games with the team since Carey Wilson in 1988-89 ... Recorded two points (one goal, one assist), including his first goal as a Ranger, and posted a plus-two rating on Mar. 2 at CGY ... Tied a career-high with a four-game assist streak from Feb. 24 at TOR to Mar. 2 at CGY (one goal, seven assists over the span) ... Posted a three-game assist/point streak from Mar. 8 at TBL to Mar. 12 vs. CAR (one goal, five assists), and registered two consecutive multi-assist/point games on Mar. 8 at TBL and Mar. 10 at FLA ... Registered three points (one goal, two assists) and posted a plus-one rating on Mar. 8 at TBL ... Tallied 10 points (two goals, eight assists) in his first six games with the Rangers; became the first player to post four multi-point games in his first six contests with the Rangers in franchise history, and his eight assists are tied for the most any player has recorded in his first six games with the Rangers in franchise history (Messier – 1991-92) ... Notched two assists and posted a plus-one rating on Mar. 10 at FLA ... Recorded 12 points (two goals, 10 assists) in his first seven games with the Rangers; became the first player to post five multi-point games in his first seven games with the Rangers in franchise history, and his 10 assists are tied for the most a player has recorded in his first seven games with the Rangers in franchise history (Poddubny – 1986-87) ... Tied for the NHL lead in assists from the time he made his debut with the Rangers on Feb. 25 through Mar. 12 (11) ... Registered a goal and recorded three shots on goal on Mar. 28 at WSH; notched his 40th point of the season and reached the 40-point plateau for the second time in his career (2015-16) ... Registered 25 points (nine goals, 16 assists) and a plus-10 rating in 39 games with Boston ... Was tied for fourth on the Bruins in game-winning goals at the time he was acquired by the Rangers on Feb. 25 (three) ... Tallied at least one point in 19 games over a 28-game stretch in which he played from Nov. 24 vs. PIT to Feb. 11 at NJD, recording 23 points (nine goals, 14 assists) and a plus-13 rating over the span ... Posted a three-game assist/point streak from Dec. 16 vs. NYR to Dec. 19 at BUF (four assists over the span) ... Tied a single-game career-high with two goals, including the game-winning goal, and led all skaters with six shots on goal on Dec. 30 at OTT ... Posted a career-high three-game goal streak from Jan. 15 vs. DAL to Jan. 18 at NYI (three goals, one assist) ... Tallied his 100th career NHL assist on Feb. 11 at NJD. **2016-17:** Established career-highs in power play assists (15) and power play points (18) ... Tied for second on Boston in power play assists, ranked fourth in power play points, tied for fourth in game-winning goals (three), and ranked sixth in assists (28) and points (39) ... Tallied two points (one goal, one assist), including the game-winning goal in overtime, on Dec. 12 at MTL ... Posted a five-game point streak from Dec. 22 at FLA to Dec. 31 vs. BUF (three goals, four assists) ... Tied a single-game career-high

23
BAUER
RANGERS
23
BAUER
BAUER

with two goals, registered the game-winning goal, and posted a plus-two rating on Dec. 29 at BUF ... Recorded his 100th career NHL point by notching an assist on Jan. 18 at DET ... Registered a point in nine games over a 12-game span in which he played from Jan. 24 vs. DET to Feb. 26 at DAL (three goals, eight assists) ... Tallied the game-winning goal while skating in his 200th career NHL game on Mar. 4 at NJD ... Registered two assists in four playoff games ... Made his Stanley Cup Playoff debut in Game 1 of the First Round at OTT on Apr. 12 ... Notched his first career Stanley Cup Playoff assist/point by recording a power play assist in Game 2 at OTT on Apr. 15. **2015-16:** Established career-highs in games played (80), goals (13), assists (36), points (49), game-winning goals (four), and power play goals (six) ... Registered three goals on four shootout attempts (75.0%) and tied for the NHL lead in game-deciding goals (three) ... Tied for third on Boston in assists and power play goals, ranked fourth in game-winning goals, tied for fourth in power play points (17), and ranked fifth in points ... Registered 10 points (three goals, seven assists) and a plus-five rating over a six-game span from Dec. 7 vs. NSH to Dec. 18 at PIT ... Tallied two goals, including the game-winning goal, on Dec. 12 vs. FLA ... Established single-game career-highs with four assists, four points, and a plus-three rating on Dec. 18 at PIT ... Recorded an assist/point in 11 games over a 14-game span from Dec. 29 vs. OTT to Jan. 26 vs. ANA (two goals, 13 assists); posted a career-high four-game assist streak on two occasions during the streak (Dec. 29 – Jan. 8; Jan. 21 – Jan. 26) ... Skated in his 100th career NHL game on Jan. 16 vs. TOR. **2014-15:** Registered 18 points (eight goals, 10 assists) in 29 games with Boston ... Tied for fourth among NHL rookies (min. 10 games played) in points per game (0.62) and ranked seventh among NHL rookies in goals per game (0.28) ... Tied for second on Boston in goals per game and ranked third on the Bruins in points per game ... Posted a career-high seven-game point streak from Feb. 27 at NJD to Mar. 12 vs. TBL (three goals, five assists) ... Tallied his first career NHL goal, which was the game-winning goal in overtime, on Feb. 27 at NJD; became the third Bruin in franchise history to record his first career NHL goal in overtime ... Posted his first career multi-goal game in the NHL by recording two goals on Mar. 10 at OTT ... Registered a five-game point streak from Mar. 26 vs. ANA to Apr. 2 at DET (three goals, three assists). **2013-14:** Recorded 11 assists in 23 games with Boston ... Tied for second among NHL rookies (min. 10 games played) in assists per game (0.48) ... Ranked second on the Bruins in assists per game ... Tallied his first career NHL assist/point while making his NHL season debut on Oct. 31 vs. ANA ... Registered three assists/points and led all skaters with six shots on goal on Dec. 23 at NSH. **2012-13:** Skated in four games with Boston ... Made his NHL debut on Feb. 6 at MTL.

AHL CAREER: 2014-15: Registered 26 points (eight goals, 18 assists) in 34 games with Providence ... Ranked fourth on Providence in points per game (0.76) ... Tallied a point in eight games over a 10-game span from Jan. 24 at Springfield to Feb. 20 at Lehigh Valley prior to being recalled by Boston (five goals, eight assists over the span) ... Recorded four assists in five playoff games ... Led Providence in assists and ranked second on the team in points (four) in the playoffs. **2013-14:** Tallied 46 points (11 goals, 35 assists) and posted a plus-13 rating in 49 games with Providence ... Led Providence in points per game (0.94), ranked second in assists, tied for third in plus/minus rating, and ranked fourth in points ... Tallied seven assists/points in back-to-back games on Nov. 8 at Hartford (four assists) and Nov. 9 at Worcester (three assists) ... Registered a point in 13 of the final 19 games of the regular season, tallying 20 points (six goals, 14 assists) over the span ... Established AHL playoff career-highs in goals (six), assists (nine), points (15), and plus/minus rating (plus-six) ... Led Providence in assists and points, and ranked second on the team in goals in the playoffs ... Posted a multi-point game in six of 12 playoff contests, including four of the last five playoff games. **2012-13:** Established AHL career-highs in games played (59), goals (17), assists (40), points (57), and plus/minus rating (plus-14) ... Named to the AHL's All-Rookie Team; led AHL rookies in assists and points ... Led Providence in assists and points, and ranked second in plus/minus rating ... Tallied a point in eight consecutive games in which he played from Mar. 16 at Springfield to Apr. 13 at Springfield (four goals, eight assists) ... Recorded a hat trick in the final game of the regular season on Apr. 21 vs. Norfolk ... Tallied five points (two goals, three assists) in 12 playoff games. **2011-12:** Recorded four points (one goal, three assists) in five games following the conclusion of his junior season. **2010-11:** Tallied three points (two goals, one assist) in three games following the conclusion of his junior season ... Notched his first career AHL assist/point while making his AHL debut on Apr. 8 vs. Portland ... Registered his first career AHL goal while skating in his second career AHL game on Apr. 9 at Springfield.

OHL CAREER: 2011-12: Split the season be-

tween Kingston and Sarnia; registered 66 points (29 goals, 37 assists) in 57 games ... Recorded three points (one goal, two assists) in six playoff games with Sarnia. **2010-11:** Split the season between Peterborough and Kingston; registered 81 points (35 goals, 46 assists) in 64 games ... Established OHL career-highs in games played, goals, assists, and points ... Posted six multi-goal games, including two hat tricks ... Tallied six points (four goals, two assists) in five playoff games with Kingston. **2009-10:** Recorded 54 points (19 goals, 35 assists) with Peterborough ... Received the William Hanley Trophy as the OHL's Most Sportsmanlike Player ... Participated in the CHL Top Prospects Game ... Tallied one assist in three playoff games. **2008-09:** Registered 58 points (30 goals, 28 assists) with Peterborough ... Named to the OHL's Second All-Rookie Team ... Notched one assist in four playoff games.

MIDGET CAREER: 2007-08: Tallied 97 points (52 goals, 45 assists) in 53 games with the Ottawa Senators Minor Midget AAA Team in the Ontario East Minor Midget Hockey League (OEMMHL) ... Served as the team's captain.

INTERNATIONAL CAREER: 2010: Tallied two goals and led the team with 21 shots on goal in six games while representing Canada at the 2010 IIHF World U18 Championship. **2009:** registered 10 points (four goals, six assists) in six games while helping Canada-Ontario win a gold medal at the 2009 World U17 Hockey Challenge.

BACKGROUND: Nickname is "Spoons" ... If he was not playing hockey, he would either be a teacher, police officer, or hockey coach ... Enjoys DJing in his free time and has his own equipment ... Played basketball, football, soccer, and hockey in high school ... Single.

CAREER TRANSACTIONS: June 26, 2010 – Selected by Boston in the second round, 45th overall, of the 2010 NHL Entry Draft. **February 25, 2018 –** Acquired by the Rangers, along with Ryan Lindgren, Matt Beleskey, a first-round pick in the 2018 NHL Entry Draft (later traded), and a seventh-round pick in the 2019 NHL Entry Draft (later traded), in exchange for Rick Nash.

CAREER STATISTICS

			REGULAR SEASON					PLAYOFFS				
SEASON	TEAM	LEAGUE	GP	G	A	PTS	PIM	GP	G	A	PTS	PIM
2007-08	Ottawa	MINOR-ON	53	52	45	97	16	8	8	11	19	10
2008-09	Peterborough	OHL	62	30	28	58	8	4	0	1	1	0
	Canada-Ontario	WHC-17	6	4	6	10	0	-	-	-	-	-
2009-10	Peterborough	OHL	47	19	35	54	12	3	0	1	1	2
	Canada	WJ18	6	2	0	2	2	-	-	-	-	-
2010-11	Peterborough	OHL	14	10	9	19	2	-	-	-	-	-
	Kingston	OHL	50	25	37	62	6	5	4	2	6	2
	Providence	AHL	3	2	1	3	0					
2011-12	Kingston	OHL	27	14	18	32	8	-	-	-	-	-
	Sarnia	OHL	30	15	19	34	8	6	1	2	3	8
	Providence	AHL	5	1	3	4	0	-	-	-	-	-
2012-13	**Bruins**	**NHL**	**4**	**0**	**0**	**0**	**0**	**-**	**-**	**-**	**-**	**-**
	Providence	AHL	59	17	40	57	14	12	2	3	5	4
2013-14	**Bruins**	**NHL**	**23**	**0**	**11**	**11**	**6**	**-**	**-**	**-**	**-**	**-**
	Providence	AHL	49	11	35	46	8	12	6	9	15	2
2014-15	**Bruins**	**NHL**	**29**	**8**	**10**	**18**	**2**	**-**	**-**	**-**	**-**	**-**
	Providence	AHL	34	8	18	26	10	5	0	4	4	0
2015-16	**Bruins**	**NHL**	**80**	**13**	**36**	**49**	**35**	**-**	**-**	**-**	**-**	**-**
2016-17	**Bruins**	**NHL**	**78**	**11**	**28**	**39**	**14**	**4**	**0**	**2**	**2**	**0**
2017-18	**Bruins**	**NHL**	**39**	**9**	**16**	**25**	**2**	**-**	**-**	**-**	**-**	**-**
	RANGERS	**NHL**	**20**	**4**	**12**	**16**	**2**	**-**	**-**	**-**	**-**	**-**
	NHL TOTALS		**273**	**45**	**113**	**158**	**61**	**4**	**0**	**2**	**2**	**0**
	NYR TOTALS		**20**	**4**	**12**	**16**	**2**	**-**	**-**	**-**	**-**	**-**

STATISTICAL BREAKDOWN

SEASON	PPG	SHG	GWG	+/-	S	S%	TF	F%	H	BS	MIN
2012-13	0	0	0	E	4	0.0	24	45.8	1	2	9:07
2013-14	0	0	0	E	42	0.0	145	40.7	10	6	12:49
2014-15	3	0	1	2	73	11.0	220	45.5	17	5	14:32
2015-16	6	0	4	-9	162	8.0	711	42.8	53	19	15:08
2016-17	3	0	3	-8	145	7.6	203	38.9	24	17	14:06
2017-18	1	0	3	6	107	12.1	210	43.3	66	16	15:18
TOTALS	**13**	**0**	**11**	**-9**	**533**	**8.4**	**1,513**	**42.6**	**171**	**65**	**14:32**

CAREER STATISTICS

SCORING VS. NHL

TEAM	GP	G	A	PTS
ANA	8	2	3	5
ARI	6	1	3	4
BOS	0	0	0	0
BUF	14	5	7	12
CGY	10	1	5	6
CAR	10	2	5	7
CHI	6	1	1	2
COL	7	2	3	5
CBJ	8	0	6	6
DAL	5	2	2	4
DET	14	0	9	9
EDM	7	0	1	1
FLA	13	4	8	12
LAK	6	0	2	2
MIN	4	0	1	1
MTL	13	3	5	8
NSH	8	0	5	5
NJD	9	4	2	6
NYI	11	3	5	8
NYR	9	1	3	4
OTT	16	6	5	11
PHI	10	1	3	4
PIT	10	2	8	10
SJS	5	1	2	3
STL	6	0	4	4
TBL	15	2	6	8
TOR	15	1	2	3
VAN	7	0	5	5
VGK	1	0	0	0
WSH	12	1	2	3
WPG	8	0	0	0
TOTALS	**273**	**45**	**113**	**158**

CAREER HIGHLIGHTS

CAREER HIGHS (LAST TIME)	
GOALS	2 (5x), 12/30/17 at OTT
ASSISTS	4, 12/18/15 at NSH
POINTS	4, 12/18/15 at NSH (4A)
PIM	15, 10/10/15 vs. MTL
SHOTS	7, 3/19/15 at OTT
GOAL STREAK	3, 1/15/18 – 1/18/18 (3)
ASSIST STREAK	4 (4x), 2/24/18 – 3/2/18 (7)
POINT STREAK	7, 2/27/15 – 3/12/15 (3G-5A)

NHL FIRSTS	
GAME	2/6/13 at MTL
GOAL	2/27/15 at NJD (Schneider)
ASSIST	10/31/13 vs. ANA

CAREER SHOOTOUTS

GOALS	SHOTS	SHOT%	GDG
4	16	25.0	3

MARC STAAL

18

DEFENSEMAN

HEIGHT **6'4"** WEIGHT **213** SHOOTS **LEFT** BORN **JAN 13, 1987** BIRTHPLACE **THUNDER BAY, ON**

CAREER HIGHLIGHTS: 2017-18: Tied for the team lead – and led Rangers defensemen – in plus/minus rating (plus-11) ... Led the Rangers in shorthanded ice time (203:22); was only on the ice for 21 power play goals against ... Ranked second on the Rangers in average shorthanded ice time (2:49) and ranked third in blocked shots (96) ... Tied a single-game career-high with two points (one goal, one assist) on Oct. 7 at TOR ... Notched an assist and posted a plus-one rating on Oct. 19 vs. NYI ... Skated in his 700th career NHL game, as well as his 700th career game as a Ranger, on Oct. 26 vs. ARI; became the sixth defenseman in franchise history to play at least 700 games as a member of the Rangers (Howell, Leetch, Greschner, Neilson, and Girardi) ... Tied for the game-high with four shots on goal in 21:35 of ice time on Nov. 8 vs. BOS ... Posted a plus-one rating in 21:47 of ice time on Nov. 11 vs. EDM ... Tallied an assist, was credited with four blocked shots, and posted a plus-one rating in 20:13 of ice time on Nov. 19 vs. OTT ... Registered a plus-12 rating over a 15-game span from Nov. 28 vs. FLA to Jan. 1 at BUF ... Posted a plus-one rating or better in five consecutive games from Nov. 28 vs. FLA to Dec. 9 vs. NJD (plus-seven rating over the span) ... Skated in his 720th career game with the Rangers on Dec. 13 at OTT; passed Bathgate for sole possession of 11th place on the franchise's all-time games played list ... Registered an assist and tied a single-game career-high with a plus-four rating on Jan. 16 vs. PHI ... Led all skaters with three blocked shots, recorded a team-high five hits, and posted a plus-one rating in 21:22 of ice time on Jan. 23 at ANA ... Posted a plus-two rating in 20:36 of ice time on Feb. 28 at VAN ... Was credited with a team-high three blocked shots while skating in a team-high in 22:47 of ice time on Mar. 3 at EDM ... Led all skaters – and tied a single-game career-high – with seven blocked shots and posted a plus-three rating in 22:17 of ice time on Mar. 12 vs. CAR ... Tallied an assist and posted a plus-one rating in 22:37 of ice time on Mar. 14 vs. PIT; skated in his 750th career NHL game and in his 750th career game as a Ranger ... Tied for the game-high – and led the Rangers – with three blocked shots, recorded two shots on goal, and posted a plus-one rating in 20:44 of ice time on Mar. 17 at STL. **2016-17:** Ranked third on the Rangers in average shorthanded ice time (1:57), and ranked fourth on the team in average ice time (19:11), average even strength ice time (17:10), and blocked shots (97) ... Tallied a goal and posted a plus-one rating in 21:27 of ice time on Oct. 17 vs. SJS ... Registered a plus-11 rating over a seven-game span from Oct. 30 vs. TBL to Nov. 12 at CGY ... Posted a plus-three rating on Oct. 30 vs. TBL ... Registered a shorthanded assist, which was an assist on the game-winning goal, and posted a plus-two rating on Nov. 5 at BOS ... Tallied a goal in 21:29 of ice time on Dec. 1 at BUF ... Recorded a goal and posted a plus-two rating on Dec. 6 at NYI ... Skated in his 672nd career game with the Rangers on Mar. 2 at BOS, passing James Patrick for sole possession of 14th place on the franchise's all-time games played list; also passed Patrick for sixth among defensemen in career games played with the Rangers, trailing only Howell, Leetch, Greschner, Neilson, and Girardi ... Registered the primary assist on the game-winning goal and posted a plus-two rating on Mar. 12 at DET ... Ranked third on the Rangers in blocked shots in the playoffs (23) ... Skated in his 100th career NHL playoff game, as well as his 100th career playoff game as a Ranger, in Game 2 of the Second Round at OTT on Apr. 29; became the second skater in franchise history to play at least 100 playoff games with the Rangers (along with Girardi) and the third player in to accomplish the feat in franchise history (along with Girardi and Lundqvist). **2015-16:** Ranked third on the Rangers in total ice time (1,515:18) and average shorthanded ice time (2:17), ranked fourth in blocked shots (120), and ranked fifth in average ice time (19:41) and average even strength ice time (17:18) ... Tied a single-game career-high with two points (one goal, one assist) and posted a plus-two rating on Oct. 19 vs. SJS ... Established a single-game career-high with seven blocked shots on Jan. 11 vs. BOS ... Skated in at least 20:00 of ice time in nine consecutive games which he played from Feb. 4 vs. MIN to Feb. 25 at STL ... Skated

GEICO
18
STAAL
BAUER

in his 600th career NHL game on Feb. 27 at DAL ... Tied for the team lead in shorthanded assists (one) and shorthanded points (one), tied for third on the Rangers in assists (two), and tied for fourth in points (two) in the playoffs ... Tied for first among team defensemen in assists and points in the playoffs ... Recorded his first career NHL playoff shorthanded assist/point while skating in his 90th career NHL playoff contest in Game 3 of the First Round vs. PIT on Apr. 19; became the third skater (forward or defenseman) to appear in at least 90 career playoff games with the Rangers. **2014-15:** Established a career-high in plus/minus rating (plus-18) and tied a career-high in shorthanded assists (two) ... Tied for eighth in the NHL in shorthanded assists ... Tied for fifth among NHL defensemen in shorthanded assists and tied for sixth in shorthanded points (two) ... Ranked third on the Rangers in average ice time (21:08), blocked shots (123), and shorthanded assists, and tied for fourth in shorthanded points ... Skated in his 500th career NHL game on Jan. 13 vs. NYI ... Ranked third on the Rangers in average ice time (20:41) and blocked shots (29), and led the team in average even strength ice time (18:50) in the playoffs. **2013-14:** Ranked third on the Rangers in average ice time (20:32) and blocked shots (84) ... Skated in his 400th career NHL game on Oct. 31 vs. BUF ... Recorded the 100th point of his NHL career with a goal on Nov. 12 vs. NJD ... Recorded two points (one goal, one assist) and tied a single-game career-high with a plus-four rating on Jan. 26 against NJD at Yankee Stadium ... Established playoff career-highs in games played (25), assists (four), and blocked shots (53) ... Ranked second on the team – and third in the NHL – in blocked shots in the playoffs ... Finished third on the team in average ice time (21:49), ranked second among defensemen on the team in shots on goal (27), and tied for third among defensemen on the team in points (five) in the playoffs ... Led all skaters in plus/minus rating (plus-six) and tied for second among defensemen on the team in points (two) in the First Round against PHI. **2012-13:** Missed the final 27 games of the season due to an eye injury sustained on Mar. 5 vs. PHI ... Led all Rangers defensemen in assists (nine) and points (11) at the time of his injury ... The Rangers posted a record of 6-1-2 record in games when he registered a point ... Selected as the Rangers' nominee for the Bill Masterton Memorial Trophy, an annual award under the trusteeship of the Professional Hockey Writers' Association to the "player who best exemplifies the qualities of perseverance, sportsmanship and dedication to hockey." **2011-12:** Made his season debut at the 2012 NHL Bridgestone Winter Classic on Jan. 2 against PHI after missing the first 36 games of the season with a concussion ... Established playoff career-highs in goals (three), points (six), power play goals (two), power play points (two), and shots on goal (30) ... Tied for eighth in the NHL and first among NHL defensemen in power play goals in the playoffs ... Tied for third among NHL defensemen in goals, and tied for eighth in points and shots on goal ... Ranked fifth in the league in blocked shots (39) ... Tied for the team lead in power play goals and tied for fifth in goals ... Logged a single-game playoff career-high, 49:34 of ice time in Game 3 of the Eastern Conference Semifinals at WSH on May 2 ... Tied a single-game playoff career-high with two points (one goal, one assist) and tallied his first career overtime playoff goal in Game 5 vs. WSH on May 7. **2010-11:** Named alternate captain on Oct. 9 ... Established career-highs in assists (22), points (29), power play goals (four), power play assists (seven), power play points (11), shorthanded goals (two), shorthanded assists (two), shorthanded points (four), average ice time (25:44), and shots on goal (116) ... Led the team and ranked fourth in the NHL in average ice time, ranked second in blocked shots (109), tied for third on the Rangers in power play goals and power play points, and tied for fourth in power play assists ... Led all NHL defensemen in shorthanded points, tied for first in shorthanded goals, and tied for third in shorthanded assists ... Led all team defensemen in goals (seven), and shots on goal, ranked second in assists, points and blocked shots, and finished third in hits (140) ... Made his first career NHL All-Star Game appearance on Jan. 30 ... Led the Rangers and ranked third in the NHL in average ice time (28:01) in the playoffs. **2009-10:** Established career-highs in goals (eight) and game-winning goals (two), and tied his career-high in games played (82) ... Led the team in average ice time (23:08), tied for third in blocked shots (97), and ranked fourth in even strength points (27) ... Registered a career-high, three-game goal streak from Mar. 30 at NYI to Apr. 3 at FLA (three goals over the span). **2008-09:** Established a career-high in games played (82) ... Ranked third on the team in average ice time (21:33) in the playoffs. **2007-08:** Ranked sixth among NHL rookies with 124 hits ... Tallied a goal and an assist in the NHL YoungStars Game on Jan. 26 in ATL ... Logged 16:04 while making his NHL debut on Oct. 4 vs. FLA ... Won the Lars-Erik Sjoberg Award as the top rookie in training camp.

AHL CAREER: 2005-06: Appeared in 12 playoff games with Hartford, tallying two assists ... Made his AHL debut on Apr. 18 vs. Manchester.

JUNIOR CAREER: 2006-07: Named a First Team OHL All-Star and a First Team CHL All-Star ... Received the Max Kaminsky Trophy as the Most Outstanding Defenseman ... Represented the Eastern Conference at the 2007 OHL All-Star Classic ... Represented the OHL in the 2006 ADT Canada/Russia Challenge. **2005-06:** Served as captain of the Wolves ... Led team defensemen in scoring with 49 points. **2004-05:** Ranked second among team defensemen in scoring with 26 points ... Was a Nominee for the Max Kaminsky Trophy as the League's Most Outstanding Defenseman. **2003-04:** Was a nominee for the Max Kaminsky Trophy as the League's Most Outstanding Defenseman ... Named to the First All-Rookie Team.

INTERNATIONAL CAREER: 2010: Selected to represent Team Canada at the 2010 World Championship in Germany. **2007:** Captured his second consecutive gold medal as a member of Team Canada at the World Junior Championship in Sweden. **2006:** Named the top defenseman at the World Junior Championship to help lead Team Canada to the gold medal. **2004:** Captured gold at the World Under-17 Hockey Challenge in St. John's, Newfoundland as a member of Team Ontario ... Won a gold medal with Team Canada at the Junior World Cup in the Czech Republic.

BACKGROUND: One of three brothers currently playing in the NHL - older brother, Eric, was selected second overall by Carolina in the 2003 NHL Entry Draft; younger brother, Jordan, was selected second overall by Pittsburgh in the 2006 NHL Entry Draft ... Is a fan of rock music, and lists Kings of Leon, OAR and Mumford and Sons as his favorite bands ... Enjoys reading non-fiction books ... Lists Seinfeld as his all-time favorite television show ... His first job was working on his father's sod farm ... Enjoys freshwater fishing ... Married – wife, Lindsay; daughters, Anna and Emily; son, Jack.

CAREER TRANSACTIONS: July 30, 2005 – Selected by the Rangers in the first round, 12th overall, of the 2005 NHL Entry Draft.

CAREER STATISTICS

			REGULAR SEASON					PLAYOFFS				
SEASON	TEAM	LEAGUE	GP	G	A	PTS	PIM	GP	G	A	PTS	PIM
2003-04	Sudbury	OHL	61	1	13	14	34	7	1	2	3	2
2004-05	Sudbury	OHL	65	6	20	26	53	12	0	4	4	15
2005-06	Sudbury	OHL	57	11	38	49	60	10	0	8	8	8
	Hartford	AHL	-	-	-	-	-	12	0	2	2	8
	Canada	WJC	6	0	1	1	4	-	-	-	-	-
2006-07	Sudbury	OHL	53	5	29	34	68	21	5	15	20	22
	Canada	WJC	6	0	0	0	4	-	-	-	-	-
2007-08	**RANGERS**	**NHL**	**80**	**2**	**8**	**10**	**42**	**10**	**1**	**2**	**3**	**8**
2008-09	**RANGERS**	**NHL**	**82**	**3**	**12**	**15**	**64**	**7**	**1**	**0**	**1**	**0**
2009-10	**RANGERS**	**NHL**	**82**	**8**	**19**	**27**	**44**	**-**	**-**	**-**	**-**	**-**
	Canada	WC	7	0	1	1	2	-	-	-	-	-
2010-11	**RANGERS**	**NHL**	**77**	**7**	**22**	**29**	**50**	**5**	**0**	**1**	**1**	**0**
2011-12	**RANGERS**	**NHL**	**46**	**2**	**3**	**5**	**16**	**20**	**3**	**3**	**6**	**12**
2012-13	**RANGERS**	**NHL**	**21**	**2**	**9**	**11**	**14**	**1**	**0**	**0**	**0**	**0**
2013-14	**RANGERS**	**NHL**	**72**	**3**	**11**	**14**	**24**	**25**	**1**	**4**	**5**	**6**
2014-15	**RANGERS**	**NHL**	**80**	**5**	**15**	**20**	**42**	**19**	**0**	**1**	**1**	**10**
2015-16	**RANGERS**	**NHL**	**77**	**2**	**13**	**15**	**36**	**5**	**0**	**2**	**2**	**4**
2016-17	**RANGERS**	**NHL**	**72**	**3**	**7**	**10**	**34**	**12**	**0**	**0**	**0**	**2**
2017-18	**RANGERS**	**NHL**	**72**	**1**	**7**	**8**	**18**	**-**	**-**	**-**	**-**	**-**
	NHL/NYR TOTALS		**761**	**38**	**126**	**164**	**384**	**104**	**6**	**13**	**19**	**42**

STATISTICAL BREAKDOWN

SEASON	PPG	SHG	GWG	+/-	S	S%	TF	F%	H	BS	MIN
2007-08	0	0	0	2	78	2.6	0	0.0	124	62	18:48
2008-09	0	0	1	-7	96	3.1	0	0.0	189	75	21:08
2009-10	0	0	2	11	78	10.3	0	0.0	178	97	23:08
2010-11	4	2	2	8	116	6.0	0	0.0	140	109	25:44
2011-12	1	0	0	-7	61	3.3	0	0.0	55	68	19:54
2012-13	1	0	0	4	20	10.0	0	0.0	47	36	24:27
2013-14	1	0	0	-1	92	3.3	1	100.0	83	84	20:32
2014-15	0	0	0	18	97	5.2	2	50.0	99	123	21:08
2015-16	0	0	1	2	65	3.1	4	25.0	65	120	19:41
2016-17	0	0	0	9	70	4.3	1	0.0	89	97	19:11
2017-18	0	0	0	11	68	1.5	0	0.0	76	96	18:32
TOTALS	**7**	**2**	**6**	**50**	**841**	**4.5**	**8**	**37.5**	**1,145**	**967**	**20:57**

SCORING VS. NHL

TEAM	GP	G	A	PTS
ANA	15	0	3	3
ARI	16	2	2	4
BOS	37	1	6	7
BUF	31	1	5	6
CGY	12	0	1	1
CAR	39	2	4	6
CHI	15	1	2	3
COL	15	1	3	4
CBJ	23	2	4	6
DAL	13	0	2	2
DET	18	0	3	3
EDM	14	0	3	3
FLA	31	2	6	8
LAK	14	0	1	1
MIN	14	1	0	1
MTL	34	0	5	5
NSH	13	2	2	4
NJD	52	3	5	8
NYI	49	5	15	20
NYR	-	-	-	-
OTT	31	0	7	7
PHI	51	0	4	4
PIT	51	3	11	14
SJS	13	2	3	5
STL	15	0	0	0
TBL	34	4	7	11
TOR	31	3	9	12
VAN	14	1	0	1
VGK	2	0	0	0
WSH	36	1	9	10
WPG	28	1	4	5
TOTALS	**761**	**38**	**126**	**164**

CAREER HIGHLIGHTS

CAREER HIGHS (LAST TIME)	
GOALS	1 (38x), 10/7/17 at TOR
ASSISTS	2 (10x), 2/10/15 at TOR
POINTS	2 (17x), 10/7/17 at TOR (1G-1A)
PIM	14, 1/16/09 at CHI
SHOTS	5 (4x), 3/4/15 at DET
GOAL STREAK	3, 3/30/10 – 4/3/10 (3)
ASSIST STREAK	3, 12/12/10 – 12/16/10 (3)
POINT STREAK	4 (2x), 12/11/10 – 12/16/10 (2G-3A)

NHL FIRSTS	
GAME	10/4/07 vs. FLA
GOAL	11/14/07 at NJD (Brodeur)
ASSIST	11/1/07 vs. WSH

CAREER SHOOTOUTS

GOALS	SHOTS	SHOT%	GDG
0	1	0.0	0

ALL-STAR GAME SCORING

SEASON	TEAM	G	A
2010-11	Team Staal	0	0

JIMMY VESEY

26

LEFT WING

HEIGHT **6'3"** WEIGHT **199** SHOOTS **LEFT** BORN **MAY 26, 1993** BIRTHPLACE **NORTH READING, MA**

CAREER HIGHLIGHTS: 2017-18: Established career-highs in goals (17) and points (28), and tied his career-high in assists (11) ... Tied for the team lead in game-winning goals (four) and game-deciding goals (one), ranked third in even strength goals (16), and ranked fifth in goals and takeaways (46) ... The Rangers posted a 15-4-3 record in games which he registered a point, including a 10-2-1 record in games which he tallied a goal ... Registered two points (one goal, one assist) and tied a single-game career-high with a plus-two rating on Oct. 21 vs. NSH ... Recorded a goal and registered five shots on goal on Oct. 31 vs. VGK ... Tallied two goals, tied a single-game career-high with a plus-two rating, and registered the game-winning goal on Nov. 8 vs. BOS; tallied two goals in a span of 29 seconds during the first period and became the first Ranger to tally two goals in 29 or fewer seconds since Jagr on Nov. 14, 2006 vs. NJD ... Tied for the team-high with four shots on goal while skating in his 100th career NHL game on Nov. 17 at CBJ ... Tallied a point in 10 games over an 18-game span from Nov. 19 vs. OTT to Dec. 29 at DET (four goals, six assists) ... Registered the game-tying goal in the third period and tallied the game-deciding goal in the shootout on Nov. 26 vs. VAN ... Posted a career-high three-game point streak from Dec. 19 vs. ANA to Dec. 23 vs. TOR (two goals, one assist), and recorded a goal in two consecutive games on Dec. 21 at NJD and Dec. 23 vs. TOR ... Tallied a goal and posted a plus-one rating in 17:41 of ice time on Jan. 6 at ARI ... Recorded the game-winning goal on Feb. 11 at WPG ... Registered eight points (five goals, three assists) in an eight-game span from Mar. 12 vs. CAR to Mar. 28 at WSH ... Tallied his first career NHL hat trick, tied single-game career-highs with three points and a plus-two rating, registered the game-winning goal, and tied for the team-high with four shots on goal on Mar. 12 vs. CAR ... Posted a three-game assist/point streak from Mar. 24 vs. BUF to Mar. 28 at WSH (two goals, three assists); the three-game assist streak was a career-high and the three-game point streak was tied for his career-high ... Tied a single-game career-high with three points (two goals, one assist), tallied the game-winning goal, and posted a plus-two rating on Mar. 24 vs. BUF ... Tallied an assist and registered five shots on goal on Mar. 26 vs. WSH ... Recorded an assist and posted a plus-two rating on Apr. 3 at NJD. **2016-17:** Ranked second among NHL rookies in game-winning goals (six), tied for fifth in power play goals (five), ranked seventh in takeaways (44), and tied for 12th in goals (16) ... Tied for the team lead in game-winning goals and game-deciding goals (one), tied for third in power play goals, and ranked seventh in takeaways; became the first Ranger to tally six game-winning goals in his rookie season since Mike Ridley in 1985-86 ... Won the Lars-Erik Sjoberg Award as the top Rangers rookie in Training Camp ... Made his NHL/Rangers debut on Oct. 13 vs. NYI ... Recorded his first career NHL goal/point, which was also his first career NHL game-winning goal, and posted a plus-two rating on Oct. 17 vs. SJS ... Posted his first career NHL multi-goal/point game by recording two goals, including the game-winning goal, and registered three shots on goal on Oct. 22 at WSH ... Recorded two points (one goal, one assist), including his first career NHL assist, in 17:39 of ice time on Oct. 26 vs. BOS ... Registered three points (one goal, two assists) and posted a plus-two rating on Nov. 1 vs. STL; became Rangers rookie to register six goals in the team's first 10 games of a season since Turcotte in 1989-90 ... Recorded the game-winning goal and posted a plus-two rating on Nov. 29 vs. CAR ... Registered a power play goal and tied for the game-high with four shots on goal on Dec. 11 vs. NJD ... Led all skaters with a single-game career-high, seven shots on goal on Dec. 13 vs. CHI ... Recorded a point in three games over a four-game span from Feb. 13 at CBJ to Feb. 21 vs. MTL (two goals, one assist), including a goal in two consecutive games on Feb. 13 at CBJ and Feb. 16 at NYI ... Tied for first among NHL rookies in takeaways (10), ranked fourth in assists (four), and tied for fifth in points (five) in the playoffs ... Tied for the team lead in takeaways and tied for third in assists in the playoffs ... Made his NHL playoff debut in Game 1 of the First Round at MTL on Apr. 12 ... Tallied his first career NHL playoff as-

26
BAUER
26
WARRIOR
WARRIOR
BAUER

sist/point and was credited with three hits in Game 2 at MTL on Apr. 14 ... Notched his first career NHL playoff assist/point, led all skaters with four takeaways, recorded two shots on goal, and posted a plus-one rating in Game 5 at MTL on Apr. 20 ... Recorded two points (one goal, one assist), including his first career NHL playoff goal, in Game 5 of the Second Round at OTT on May 6.

COLLEGE CAREER: 2015-16: Won the Hobey Baker Award as the top player in collegiate hockey; became the fourth player in Harvard's history to win the award ... Ranked fourth in the NCAA in goals per game (0.73), ranked fifth in shots on goal per game (4.48), tied for seventh in goals (24), and ranked eighth in points per game (1.39) ... Led Harvard in goals, points (46), and shots on goal (148), ranked second in assists (22), power play goals (six), and game-winning goals (five), and tied for second in plus/minus rating (plus-11) ... Named ECAC Player of the Year and Ivy League Player of the Year for the second consecutive season ... Recorded a point in 24 of the 33 games in which he played, including a goal in 18 of those contests; Harvard posted a 17-6-1 record in games which he notched a point, including a 15-2-1 record in contests which he registered a goal ... Tallied 32 points (17 goals, 15 assists) in 21 games against conference opponents; led the ECAC in goals and points in conference games. **2014-15:** Established collegiate career-highs in games played (37), goals (32), assists (26), points (58), power play goals (seven), game-winning goals (six), plus/minus rating (plus-23), and shots on goal (158) ... Was a finalist for the Hobey Baker Award as the top player in collegiate hockey ... Led the NCAA in goals and goals per game (0.86), ranked second in points per game (1.57), ranked third in the NCAA in points, tied for sixth in game-winning goals, and tied for 10th in shots on goal ... Led Harvard in goals, points, shots on goal, power play goals, and game-winning goals, and ranked second in assists and plus/minus rating ... Selected to the NCAA (East) First All-American Team and named ECAC Player of the Year ... Notched a point in 34 of 37 contests, and tallied a goal in 26 of those 37 games ... Posted a collegiate career-high 20-game point streak over the first 20 games of the season (34 points – 18 goals, 16 assists over the span) ... Helped Harvard win the ECAC Tournament Championship and was named MVP of the Tournament; recorded 13 points (nine goals, four assists) in seven games ... Registered two goals in the ECAC Finals against Colgate on Mar. 21. **2013-14:** Selected to the All-Ivy Second Team ... Led Harvard in goals (13), points (22), game-winning goals (five), and shots on goal (144), tied for the team lead in power play goals (four), and tied for third in assists (nine). **2012-13:** Selected to the ECAC All-Rookie Team ... Tied for sixth among NCAA freshmen in goals per game (0.41) ... Tied for the team lead in goals (11), tied for second on Harvard in power play goals (two), tied for third in points (18), and ranked fourth in shots on goal (79) ... Recorded 15 points (nine goals, six assists) in 19 games in which he played against conference opponents; led Harvard in goals and points in intra-conference games.

JUNIOR A CAREER: 2011-12: Named Most Valuable Player and Offensive Player of the Year of the Eastern Junior Hockey League (EJHL), registering 91 points (48 goals, 43 assists) in 45 games with the South Shore Kings ... Established EJHL single-season records for goals and points ... Led the EJHL in goals, points, power play goals (16), and game-winning goals (10) ... Tallied eight points (five goals, three assists) in six playoff contests.

HIGH SCHOOL CAREER: 2010-11: Registered 35 points (23 goals, 12 assists) in 32 games at Belmont Hill. **2009-10:** Tallied 30 points (13 goals, 17 assists) in 30 games at Belmont Hill.

INTERNATIONAL CAREER: 2015: Registered three assists in nine games while helping the United States earn a bronze medal at the 2015 IIHF World Championship. **2013:** Recorded five points (one goal, four assists) and a plus-three rating while helping the United States earn a gold medal at the 2013 IIHF World Junior Championship.

BACKGROUND: His father, Jim, played parts of three seasons in the NHL and is currently an Amateur Scout with the Toronto Maple Leafs ... Lists roller hockey, wiffleball, and basketball as his hobbies ... Is nearly fluent in Chinese and was a member of the Chinese National Honor Society in college ... Was a Government major at Harvard, and he was named to the ECAC All-Academic Team in each of his four seasons during his collegiate career ... Helped raise money for the Travis Roy Foundation and the Franciscan Hospital for Children ... Provided manual labor at Cristo Rey High School in Boston to prepare it for the school year and volunteered time with local youth teaching them to skate ... Single.

CAREER TRANSACTIONS: June 23, 2012 – Selected by Nashville in the third round, 66th overall, of the 2012 NHL Entry Draft. **August 19, 2016** – Signed by the Rangers as a free agent.

CAREER STATISTICS

			REGULAR SEASON					PLAYOFFS				
SEASON	TEAM	LEAGUE	GP	G	A	PTS	PIM	GP	G	A	PTS	PIM
2009-10	Belmont Hill High	HS-MA	30	13	17	30	-	-	-	-	-	-
2010-11	Belmont Hill High	HS-MA	32	23	12	35	90	-	-	-	-	-
2011-12	South Shore	EJHL	45	48	43	91	52	6	5	3	8	2
2012-13	Harvard	NCAA	27	11	7	18	25	-	-	-	-	-
	United States	WJC	7	1	4	5	2	-	-	-	-	-
2013-14	Harvard	NCAA	31	13	9	22	14	-	-	-	-	-
2014-15	Harvard	NCAA	37	32	26	58	21	-	-	-	-	-
	United States	WC	9	0	3	3	0	-	-	-	-	-
2015-16	Harvard	NCAA	33	24	22	46	6	-	-	-	-	-
2016-17	**RANGERS**	**NHL**	**80**	**16**	**11**	**27**	**26**	**12**	**1**	**4**	**5**	**9**
2017-18	**RANGERS**	**NHL**	**79**	**17**	**11**	**28**	**20**	**-**	**-**	**-**	**-**	**-**
	NHL/NYR TOTALS		**159**	**33**	**22**	**55**	**46**	**12**	**1**	**4**	**5**	**9**

STATISTICAL BREAKDOWN

SEASON	PPG	SHG	GWG	+/-	S	S%	TF	F%	H	BS	MIN
2016-17	5	0	6	-13	116	13.8	7	28.6	64	37	13:38
2017-18	1	0	4	-18	136	12.5	32	46.9	83	34	14:20
TOTALS	**6**	**0**	**10**	**-31**	**252**	**13.1**	**39**	**43.6**	**147**	**71**	**13:59**

SCORING VS. NHL

TEAM	GP	G	A	PTS
ANA	4	0	2	2
ARI	4	1	1	2
BOS	5	3	2	5
BUF	6	2	2	4
CGY	3	1	0	1
CAR	8	4	2	6
CHI	4	0	0	0
COL	4	1	0	1
CBJ	9	2	1	3
DAL	3	0	0	0
DET	6	0	1	1
EDM	4	0	0	0
FLA	6	0	1	1
LAK	4	1	1	2
MIN	4	1	0	1
MTL	6	0	1	1
NSH	4	1	1	2
NJD	8	3	1	4
NYI	8	2	0	2
NYR	-	-	-	-
OTT	6	0	1	1
PHI	8	0	1	1
PIT	8	1	0	1
SJS	4	1	0	1
STL	4	1	2	3
TBL	6	1	0	1
TOR	6	1	0	1
VAN	4	2	0	2
VGK	2	1	0	1
WSH	8	2	2	4
WPG	3	1	0	1
TOTALS	**159**	**33**	**22**	**55**

CAREER HIGHLIGHTS

CAREER HIGHS (LAST TIME)	
GOALS	3, 3/12/18 vs. CAR
ASSISTS	2, 11/1/16 vs. STL
POINTS	3 (3x), 3/24/18 vs. BUF (2G-1A)
PIM	10, 1/21/18 at LAK
SHOTS	7, 12/13/16 vs. CHI
GOAL STREAK	2 (3x), 12/21/17 - 12/23/17 (2)
ASSIST STREAK	3, 3/24/18 - 3/28/18 (3)
POINT STREAK	3 (2x), 3/24/18 - 3/28/18 (2G-3A)

NHL FIRSTS	
GAME	10/13/16 vs. NYI
GOAL	10/17/16 vs. SJS (Jones)
ASSIST	10/26/16 vs. BOS

CAREER SHOOTOUTS

GOALS	SHOTS	SHOT%	GDG
2	5	40.0	2

CAREER HAT TRICKS (1)

DATE	OPPONENT	GOALTENDER
3/12/18	CAR	Darling (2), Empty Net (1)

MIKA ZIBANEJAD 93

CENTER

HEIGHT **6'2"** WEIGHT **213** SHOOTS **RIGHT** BORN **APR 18, 1993** BIRTHPLACE **HUDDINGE, SWEDEN**

CAREER HIGHLIGHTS: 2017-18: Established career-highs in several categories, including goals (27), power play goals (14), power play points (21), shots on goal (212), and average ice time (17:58) ... Tied for sixth in the NHL in power play goals ... Was one of seven NHL players who registered 27 or more goals, 47 or more points, and 14 or fewer penalty minutes (Barkov, Dadonov, DeBrincat, W. Karlsson, Matthews, and Rakell) ... Led the Rangers in goals, power play goals, power play points, shots on goal, faceoff wins (654), and faceoffs taken (1,287), tied for the team lead in game-winning goals (four), ranked second in points (47), ranked fourth in takeaways (49), and ranked fifth in hits (92) ... Became the first Ranger to tally 14 or more goals, 28 or more points, and two or fewer penalty minutes through the team's first 50 games of a season since Camille Henry in 1958-59 ... Recorded 22 points (11 goals, 11 assists) and two penalty minutes in the first 22 games of the season ... Posted a four-game goal streak over the first four games of the season from Oct. 5 vs. COL to Oct. 10 vs. STL (five goals over the span); became the second player in franchise history to tally a goal in each of the Rangers' first four games of a season (Nash – 2014-15) ... Tallied two goals, tied single-game career-highs with two power play goals, and 18 faceoff wins (18-for-24; 75.0%), and recorded eight shots on goal in 21:15 of ice time in the Rangers' season opener on Oct. 5 vs. COL; led all skaters in shots on goal, faceoff wins, and takeaways (two) in the contest ... Recorded a power play goal, led all skaters with five shots on goal, and won 15 of 25 faceoffs (60.0%) on Oct. 10 vs. STL ... Posted a five-game point streak from Oct. 23 vs. SJS to Nov. 2 at TBL (three goals, five assists), including a four-game assist streak from Oct. 26 vs. ARI to Nov. 2 at TBL ... Tallied three points (one goal, two assists), all in the third period, recorded two power play points (one power play goal, one power play assist), notched his 200th career NHL point, registered the game-winning goal, led all skaters with 14 faceoff wins (14-for-21; 66.7%), and recorded four shots on goal in 19:50 of ice time on Oct. 31 vs. VGK ... Established a single-game career-high with three assists, registered three power play assists (all in the third period), and won 10 of 18 faceoffs (55.6%) in 19:00 of ice time on Nov. 6 vs. CBJ; became the first Ranger to record three power play assists in one game since Dec. 29, 2007 (Jagr and Dubinsky) and the first Ranger to tally three power play assists in one period since Oct. 12, 2007 (Jagr – first period) ... Recorded two points (one goal, one assist), including the game-winning goal, on Nov. 22 at CAR ... Registered a goal/point in three games over a four-game span from Jan. 3 vs. CHI to Jan. 13 vs. NYI (three goals) ... Notched an assist on the game-winning goal and tied a single-game career-high with a plus-three rating on Jan. 18 vs. BUF ... Tallied two assists, including his first career NHL shorthanded assist, and posted a plus-two rating on Jan. 23 at ANA ... Recorded the game-winning goal and registered four shots on goal on Feb. 9 vs. CGY ... Recorded a power play goal, led all skaters with 14 faceoff wins (14-for-19; 73.7%), and tied for the game-high with five shots on goal in 18:25 of ice time on Feb. 17 at OTT ... Registered 16 points (10 goals, six assists) in his final 18 games of the season (from Feb. 28 at VAN until Apr. 7 at PHI) ... Recorded two points (one goal, one assist), including a power play goal, led all skaters with 13 faceoff wins (13-for-19; 68.4%), tied for the team-high with four hits, registered three shots on goal, and posted a plus-one rating in 18:42 of ice time on Mar. 3 at EDM; tallied his 10th power play goal of the season and became the first Ranger to record 10 or more power play goals in a season since 2011-12 (Callahan and Gaborik) ... Posted a seven-game point streak from Mar. 10 at FLA to Mar. 24 vs. BUF (eight goals, four assists), including a five-game goal streak from Mar. 14 vs. PIT to Mar. 24 vs. BUF (seven goals); the five-game goal streak was a career-high and the seven-game point streak was tied for his career-high ... Registered his 20th goal of the season and tied for the game-high with five shots on goal on Mar. 10 at FLA; reached the 20-goal plateau for the third time in his NHL career ... Tied a single-game career-high with three assists, registered a power play assist,

93
BAUER
93
RANG
BAUER
BAUER

won 12 of 24 faceoffs (50.0%), and was credited with three blocked shots on Mar. 12 vs. CAR ... Tallied two goals, including the game-winning goal in overtime, registered his 100th career NHL goal, and led all skaters with a single-game career-high nine shots on goal on Mar. 14 vs. PIT ... Recorded a power play goal, tied for the game-high with five shots on goal, led all skaters with 14 faceoff wins (14-for-25; 56.0%) and logged 20:37 of ice time while skating in his 400th career NHL game on Mar. 20 vs. CBJ. **2016-17:** Established career-highs in faceoff win percentage (52.0%; 494-for-950), assists per game (0.41), and points per game (0.66), and tied his career-high in plus/minus rating (plus-nine) ... Recorded a point in 28 of the 56 games he played (14 goals, 23 assists); the Rangers posted a 33-17-6 record when he was in the lineup ... Tallied nine points (two goals, seven assists) in the first 10 games of the season ... Registered two assists, including his first assist/point as a Ranger, while making his Rangers debut on Oct. 13 vs. NYI ... Recorded two points (one goal, one assist), including his first goal as a Ranger, and won 15 of 22 faceoffs (68.2%) on Oct. 15 at STL ... Tallied a goal and won 17 of 24 faceoffs (70.8%) while skating in his 300th career NHL game on Nov. 20 vs. FLA ... Registered two goals and recorded seven shots on goal on Jan. 17 vs. DAL ... Recorded his 100th career NHL assist on Feb. 5 vs. CGY ... Registered the deciding goal in either overtime or the shootout in three games over a seven-game span from Feb. 23 at TOR to Mar. 6 at TBL, and in two consecutive games on Feb. 23 at TOR and Feb. 25 at NJD ... Recorded the game-deciding goal in the shootout and led all skaters with 13 faceoff wins (13-for-16; 81.3%) on Feb. 23 at TOR ... Tallied two points (one goal, one assist), including his first career NHL overtime goal, and tied a single-game career-high with a plus-three rating on Feb. 25 at NJD ... Registered the game-winning goal in overtime on Mar. 6 at TBL ... Established playoff career-highs in games played (12), goals (two), assists (seven), points (nine), and plus/minus rating (plus-four) ... Tied for the NHL lead in shorthanded assists (one), tied for second in shorthanded points (one), and tied for third in overtime goals (one) in the playoffs ... Led the Rangers in assists, points, and overtime goals, tied for the team lead in game-winning goals (one), faceoff wins (102), and shorthanded assists, ranked second in shots on goal (34), tied for second in shorthanded points and power play assists (one), and tied for third in plus/minus rating in the playoffs ... Tied a single-game playoff career-high with two points (one goal, one assist), registered his first career NHL playoff overtime goal, which was also his first career NHL playoff game-winning goal, and posted a plus-two rating in Game 5 of the First Round at MTL on Apr. 20 ... Tallied five points (one goal, four assists) in the Second Round against OTT ... Tied single-game playoff career-highs with two assists and two points and won 16 of 27 faceoffs (59.3%), while skating in a single-game playoff career-high 25:46 of ice time in Game 2 at OTT on Apr. 29 ... Tied a single-game playoff career-high with two points (one goal, one assist) in Game 6 vs. OTT on May 9. **2015-16:** Established career-highs in games played (81), assists (30), points (51), game-winning goals (seven), shorthanded goals (two), and shorthanded points (two) ... Was one of 11 NHL centers who logged at least 1,000 even strength minutes of ice time, 200 power play minutes of ice time, and 100 shorthanded minutes of ice time ... Tied for fifth in the NHL in shootout goals (four; 4-for-9) and game-deciding goals (two) ... Led Ottawa in game-winning goals, faceoff wins (659), and faceoffs taken (1,306), ranked third in shorthanded goals (two), tied for fourth in assists, and ranked fifth in points and power play points (11) ... Tallied at least 20 goals and 40 points for the second consecutive season; was one of six players 22 years old or younger who tallied 20 or more goals in both 2014-15 and 2015-16 ... Registered at least one point in 40 of 81 games ... Established a career-high with a five-game assist streak from Nov. 5 vs. WPG to Nov. 14 vs. NYR (five assists) ... Recorded his first career NHL hat trick on Feb. 27 at CGY; posted a natural hat trick in the third period, tallying three goals in a span of 2:38 ... Registered a five-game point streak from Mar. 12 vs. TOR to Mar. 22 vs. WSH. **2014-15:** Established career-highs in game-deciding goals (five), power play assists (10), and hits (149) ... Tied for ninth in the NHL – and led Ottawa – in game-deciding goals ... Tied for third on the Senators in power play assists and power play points (14), ranked fifth in goals (20) and assists (26), ranked sixth in points (46) and hits, and tied for sixth in power play goals (four) ... Established a single-game career-high with four points (two goals, two assists) and posted a plus-three rating on Dec. 7 vs. VAN ... Posted a career-high seven-game point streak from Feb. 25 at ANA to Mar. 8 vs. CGY (three goals, four assists) ... Tied for the team lead in points (four), power play assists (two), and power play points (three), and tied for second on the Senators in assists (three) in the playoffs ... Tied a single-game playoff career-high with two points (one goal, one assist) in Game 1 of the First Round at MTL on Apr. 15 ... Tied single-game playoff career-highs with two assists and two points in Game 5 at MTL on Apr. 24.

2013-14: Ranked third on the Senators in shootout goals (three), and tied for the team lead (min. two shootout attempts) in shootout shooting percentage (50.0; 3-for-6) ... Posted a three-game goal streak from Nov. 27 at WSH to Dec. 1 vs. DET ... Skated in his 100th career NHL game on Feb. 8 at BOS. **2012-13:** Established a career-high in plus/minus rating (plus-nine) ... Tied for the team lead – and tied for sixth among NHL rookies in plus/minus rating ... Registered his first career NHL goal on Jan. 30 vs. MTL ... Recorded four points (one goal, three assists) in 10 playoff games ... Registered two assists, including his first career Stanley Cup Playoff assist/point, while making his Stanley Cup Playoff debut in Game 1 of the Eastern Conference Quarterfinals at MTL on May 2 ... Tallied his first career Stanley Cup Playoff goal in Game 4 vs. MTL on May 7. **2011-12:** Recorded his first career NHL assist/point while making his NHL debut on Oct. 7 at DET.

AHL CAREER: 2013-14: Tallied seven points (two goals, five assists) in six games with Binghamton. **2012-13:** Notched 11 points (four goals, seven assists) in 23 games with Binghamton ... Made his AHL debut on Oct. 13 vs. Wilkes-Barre/Scranton ... Recorded his first career AHL assist/point on Oct. 19 vs. Hershey ... Tallied his first career AHL goal on Nov. 16 vs. Adirondack.

EUROPEAN CAREER: 2011-12: Established SHL career-highs in assists (eight) and points (13), and tied SHL career-highs in goals (five) and games played (26) ... Tallied a point in 13 of the 26 games in which he played ... Posted a three-game point streak from Nov. 22 against Frolunda to Nov. 29 against MODO ... Recorded six points (four goals, two assists) in 10 games as part of Kvalserien, a round-robin tournament ... Skated in one game in SuperElit. **2010-11:** Established SHL career-highs in games played (26) and goals (five) ... Recorded nine points (five goals, four assists), which was the most by a player 18 years old or younger in the SHL during the season ... Made his SHL debut on Dec. 4 against Timra .... Recorded two points (one goal, one assist) in seven SHL playoff games ... Established SuperElit career-highs in games played (27), goals (12), assists (nine), and points (21) ... Tallied three points (one goal, two assists) in three playoff games in SuperElit and earned a bronze medal with Djurgardens U20 ... Notched five points (three goals, two assists) in two contests with Djurgardens U18. **2009-10:** Tallied four points (two goals, two assists) in 14 SuperElit games ... Recorded 36 points (14 goals, 22 assists) in 28 games with Djurgardens U18 ... Registered nine points (five goals, four assists) in five playoff games while helping Djurgardens U18 earn a silver medal. **2008-09:** Recorded four points (two goals, two assists) in 11 games with AIK U18.

INTERNATIONAL CAREER: 2018: Registered 11 points (six goals, five assists) and posted a plus-10 rating in 10 games while helping Sweden win a gold medal at the 2018 IIHF World Championship ... Tied for fourth among all skaters in the tournament - and tied for the team lead - in goals, and tied for fifth among all skaters in the tournament in plus/minus rating. **2012:** Registered five points (four goals, one assist) and posted a plus-three rating in six games while helping Sweden earn a gold medal at the 2012 IIHF World Junior Championship ... Tied for second on the team in goals during the tournament ... Tallied the "Golden Goal", scoring the game-winning goal in overtime of the gold medal game against Russia on Jan. 5. **2011:** Recorded eight points (four goals, four assists) and a plus-eight rating in six games while helping Sweden earn a silver medal at the 2011 IIHF U18 World Championship ... Tied for the team lead in points during the tournament. **2010:** Recorded nine points (five goals, four assists) while helping Sweden earn a bronze medal at the 2010 U17 World Hockey Challenge ... Tied for first among all skaters in goals during the tournament.

BACKGROUND: Nickname is "Miks" ... One of his greatest passions is creating music, something he has been doing since he was 18 years old ... Watching the TV show "Friends" helped him learn English ... His first job was working at Stadium, a sports equipment store ... Wears jersey No. 93 for his birth year (1993) ... Played soccer and tennis growing up in addition to hockey, and he would be pursuing a career in either sport if he was not playing hockey ... Collects hats and Manchester United soccer jerseys ... Single.

CAREER TRANSACTIONS: June 24, 2011 – Selected by Ottawa in the first round, sixth overall, of the 2011 NHL Entry Draft. **July 18, 2016** – Acquired by the Rangers, along with a second-round pick in the 2018 NHL Entry Draft (later traded), in exchange for Derick Brassard and a seventh-round pick in the 2018 NHL Entry Draft (Luke Loheit).

CAREER STATISTICS

			REGULAR SEASON					PLAYOFFS				
SEASON	TEAM	LEAGUE	GP	G	A	PTS	PIM	GP	G	A	PTS	PIM
2008-09	AIK U18	SWE-U18	11	2	2	4	2	-	-	-	-	-
2009-10	Djurgardens U20	SuperElit	14	2	2	4	4	-	-	-	-	-
	Djurgardens U18	SWE-U18	28	14	22	36	18	5	5	4	9	4
2010-11	Djurgardens	SHL	26	5	4	9	2	7	1	1	2	2
	Djurgardens U20	SuperElit	27	12	9	21	12	3	1	2	3	0
	Djurgardens U18	SWE-U18	2	3	2	5	2	-	-	-	-	-
	Sweden	WJ18	6	4	4	8	2	-	-	-	-	-
2011-12	**Senators**	**NHL**	**9**	**0**	**1**	**1**	**2**	**-**	**-**	**-**	**-**	**-**
	Djurgardens	SHL	26	5	8	13	4	-	-	-	-	-
	Djurgardens	Kvalserien	10	4	2	6	2	-	-	-	-	-
	Djurgardens U20	SuperElit	1	0	0	0	2	-	-	-	-	-
	Sweden	WJC	6	4	1	5	2	-	-	-	-	-
2012-13	**Senators**	**NHL**	**42**	**7**	**13**	**20**	**6**	**10**	**1**	**3**	**4**	**0**
	Binghamton	AHL	23	4	7	11	10	-	-	-	-	-
2013-14	**Senators**	**NHL**	**69**	**16**	**17**	**33**	**18**	**-**	**-**	**-**	**-**	**-**
	Binghamton	AHL	6	2	5	7	2	-	-	-	-	-
2014-15	**Senators**	**NHL**	**80**	**20**	**26**	**46**	**20**	**6**	**1**	**3**	**4**	**0**
2015-16	**Senators**	**NHL**	**81**	**21**	**30**	**51**	**18**	**-**	**-**	**-**	**-**	**-**
2016-17	**RANGERS**	**NHL**	**56**	**14**	**23**	**37**	**16**	**12**	**2**	**7**	**9**	**0**
2017-18	**RANGERS**	**NHL**	**72**	**27**	**20**	**47**	**14**	**-**	**-**	**-**	**-**	**-**
	Sweden	WC	10	6	5	11	0	-	-	-	-	-
	NHL TOTALS		**409**	**105**	**130**	**235**	**94**	**28**	**4**	**13**	**17**	**0**
	NYR TOTALS		**128**	**41**	**43**	**84**	**30**	**12**	**2**	**7**	**9**	**0**

STATISTICAL BREAKDOWN

SEASON	PPG	SHG	GWG	+/-	S	S%	TF	F%	H	BS	MIN
2011-12	0	0	0	-3	12	0.0	50	44.0	15	5	12:54
2012-13	3	0	0	9	90	7.8	343	46.4	82	19	13:34
2013-14	3	0	0	-15	153	10.5	397	46.1	118	28	14:20
2014-15	4	0	0	E	150	13.3	1,261	48.8	149	26	16:26
2015-16	2	2	7	-2	184	11.4	1,306	50.5	111	43	17:46
2016-17	4	0	2	9	119	11.8	950	52.0	23	27	17:04
2017-18	14	0	4	-23	212	12.7	1,287	50.8	92	64	17:58
TOTALS	**30**	**2**	**13**	**-25**	**920**	**11.4**	**5,594**	**49.8**	**590**	**212**	**16:20**

SCORING VS. NHL

TEAM	GP	G	A	PTS
ANA	9	3	6	9
ARI	7	1	4	5
BOS	23	6	5	11
BUF	19	2	12	14
CGY	10	4	4	8
CAR	18	6	10	16
CHI	7	4	0	4
COL	10	4	1	5
CBJ	18	3	8	11
DAL	8	3	0	3
DET	20	2	4	6
EDM	9	1	4	5
FLA	17	4	3	7
LAK	8	3	5	8
MIN	10	3	2	5
MTL	22	7	3	10
NSH	9	1	3	4
NJD	15	3	5	8
NYI	19	4	7	11
NYR	12	3	5	8
OTT	3	3	0	3
PHI	19	4	0	4
PIT	14	4	5	9
SJS	9	3	2	5
STL	9	5	6	11
TBL	21	1	5	6
TOR	22	6	5	11
VAN	10	5	5	10
VGK	2	2	2	4
WSH	19	4	4	8
WPG	11	1	5	6
TOTALS	**409**	**105**	**130**	**235**

CAREER HIGHLIGHTS

CAREER HIGHS (LAST TIME)	
GOALS	3, 2/27/16 at CGY
ASSISTS	3 (2x), 3/12/18 vs. CAR
POINTS	4, 12/7/14 vs. VAN (2G-2A)
PIM	4 (2x), 10/22/16 at WSH
SHOTS	9, 3/14/18 vs. PIT
GOAL STREAK	5, 3/14/18 - 3/24/18 (7)
ASSIST STREAK	5, 11/5/15 - 11/14/15 (5)
POINT STREAK	7 (2x), 3/10/18 - 3/24/18 (8G-4A)

NHL FIRSTS	
GAME	10/7/11 at DET
GOAL	1/30/13 vs. MTL (Budaj)
ASSIST	10/7/11 at DET

CAREER SHOOTOUTS

GOALS	SHOTS	SHOT%	GDG
17	39	43.6	7

CAREER HAT TRICKS (1)

DATE	OPPONENT	GOALTENDER
2/27/16	at CGY	Ortio

MATS ZUCCARELLO 36

RIGHT WING

HEIGHT **5'8"** WEIGHT **184** SHOOTS **LEFT** BORN **SEP 1, 1987** BIRTHPLACE **OSLO, NORWAY**

CAREER HIGHLIGHTS: 2017-18: Established career-highs in average ice time (18:55) and power play assists (16) ... Tied for sixth in the NHL in shootout goals (four) ... Led the Rangers in several categories, including assists (37), points (53), primary assists (23), power play assists, takeaways (69), and shootout goals, tied for the team lead in overtime goals (two), tied for second in power play points (17), ranked third in shots on goal (178), tied for fourth in even strength goals (15), ranked sixth in game-winning goals (three), and tied for sixth in goals (16) ... Ranked second on the Rangers – and led team forwards – in games played (80) ... Led Rangers forwards in average ice time ... Led the Rangers in points for the third consecutive season (2015-16 – 2017-18) and for the fourth time in his career (2013-14, 2015-16, 2016-17, 2017-18); became the eighth player in franchise history who has led the Rangers in points in at least four different seasons (along with Mark Messier, Phil Esposito, Jean Ratelle, Andy Bathgate, Bryan Hextall Sr., Frank Boucher, and Bill Cook) and the ninth player in franchise history who has led the Rangers in points in at least three straight seasons (along with Jaromir Jagr, Wayne Gretzky, Phil Esposito, Andy Bathgate, Bryan Hextall Sr., Cecil Dillon, Bill Cook, and Frank Boucher) ... Tallied a power play assist in the Rangers' season opener on Oct. 5 vs. COL ... Established a single-game career-high with four points (one goal, three assists), tied a single-game career-high with three assists, and recorded two power play assists on Oct. 7 at TOR; became the first Ranger to register five points in the first two games of a season since Nicholls in 1990-91 and the first Ranger to record four assists in the first two games of a season since Leetch in 1990-91 ... Recorded two points (one goal, one assist) in 21:29 of ice time on Oct. 31 vs. VGK ... Skated in his 400th career NHL game on Nov. 8 vs. BOS ... Tallied two assists and tied for the team-high with five shots on goal on Nov. 11 vs. EDM ... Registered 15 points (five goals, 10 assists) and a plus-10 rating over a 15-game span from Nov. 19 vs. OTT to Dec. 21 at NJD; notched a point in 12 of the 15 contests and posted two, five-game point streaks over the span ... Recorded two assists and posted a plus-two rating on Nov. 19 vs. OTT ... Registered the game-winning goal in overtime and posted a plus-one rating on Nov. 24 vs. DET ... Tallied two goals, including the game-winning goal, and posted a plus-two rating on Dec. 9 vs. NJD ... Registered a shootout goal on Dec. 11 vs. DAL ... Recorded the game-winning goal in overtime and registered a team-high seven shots on goal in 20:52 of ice time on Dec. 16 at BOS ... Tallied a power play assist on the game-winning goal in overtime in the 2018 Bridgestone NHL Winter Classic on Jan. 1 against BUF ... Registered his 200th career NHL assist on Jan. 13 vs. NYI ... Posted a four-game assist/point streak from Jan. 20 at COL to Jan. 25 at SJS (five assists over the span) ... Recorded two assists, including an assist on the game-winning goal, and posted a plus-three rating on Jan. 25 at SJS ... Tallied his 300th career NHL point, which was also his 30th assist of the season, on Feb. 3 at NSH; became the first Ranger to register 30 or more assists in at least five consecutive seasons since Brian Leetch (11 consecutive seasons from 1988-89 – 1998-99) and the first Rangers forward to accomplish the feat since Mark Messier (six consecutive seasons from 1991-92 – 1996-97) ... Recorded two points (one goal, one assist), led all skaters with seven shots on goal, and posted a plus-two rating on Feb. 18 vs. PHI ... Tied a career-high with a three-game goal streak from Mar. 8 at TBL to Mar. 12 vs. CAR (four goals over the span) ... Recorded two goals, including his 100th career NHL goal, and posted a plus-two rating on Mar. 12 vs. CAR ... Registered his 50th point of the season by tallying an assist on Mar. 24 vs. BUF; reached the 50-point plateau for the third consecutive season and for the fourth time in a five-season span. **2016-17:** Established career-highs in assists (44), even strength assists (35), even strength points (45), takeaways (70), and shots on goal (189) ... Ranked seventh in the NHL in takeaways and tied for seventh in the NHL in even strength assists ... Tied for fifth in the NHL in shootout goals (four) ... Led the Rangers in assists, points (59), even strength assists, take-

36
bauer
RANGERS
36
bauer

aways, and shootout goals, and tied for the team lead in even strength points ... Received the Steven McDonald Extra Effort Award, which is presented annually to the Ranger who, as chosen by the fans, "goes above and beyond the call of duty"; became the third Ranger to receive the award at least three times, (Adam Graves – five times; Ryan Callahan – four times) and the fifth Ranger to win the award in back-to-back years (Adam Graves, Ryan Callahan, Mark Messier, and Sandy McCarthy) ... Registered three points (one goal, two assists) and tied a single-game career-high with a plus-four rating on Oct. 17 vs. SJS ... Recorded three points (one goal, two assists) and posted a plus-three rating on Nov. 15 at VAN ... Registered 14 points (one goal, 13 assists) in 15 games in December; ranked third in the NHL in assists during the month ... Tallied a point in 13 games over a 15-game span from Dec. 18 vs. NJD to Jan. 23 vs. LAK (one goal, 17 assists); led the NHL in assists during the stretch ... Posted a six-game assist/point streak from Dec. 18 vs. NJD to Dec. 31 at COL (nine assists over the span); the six-game assist streak was a career-high ... Tied a single-game career-high with three assists on Dec. 23 vs. MIN ... Posted a six-game point streak from Jan. 13 vs. TOR to Jan. 23 vs. LAK (one goal, seven assists), including a five-game assist streak from Jan. 13 vs. TOR to Jan. 22 at DET ... Notched an assist and established a single-game career-high with nine shots on goal on Jan. 13 vs. TOR ... Tied a single-game career-high with three assists on Jan. 17 vs. DAL ... Recorded his 40th point of the season, which was the game-winning goal, on Feb. 7 vs. ANA; tallied at least 40 points for the fourth consecutive season ... Tallied his 30th assist of the season and posted a plus-one rating in 18:56 of ice time on Feb. 9 vs. NSH; became the first Ranger to register 30 or more assists in at least four consecutive seasons since Brian Leetch (11 straight from 1988-89 – 1998-99), and the first Rangers forward to accomplish the feat since Mark Messier (six straight from 1991-92 – 1996-97) ... Registered a point in eight games over a nine-game span from Mar. 12 at DET to Mar. 18 at MIN (three goals, seven assists), and posted two separate, four-game point streaks during the stretch ... Tallied two goals in 21:26 of ice time on Mar. 17 vs. FLA; reached the 50-point plateau for the second consecutive season and for the third time in a four-season span ... Registered his 40th assist of the season on Mar. 26 at ANA; became the fifth Ranger since to 2005-06 to record at least 40 assists in two different seasons (Jaromir Jagr, Michael Nylander, Martin Straka, Scott Gomez) ... Tallied his 41st assist of the season on Mar. 28 at SJS, establishing a career-high ... Tied a single-game career-high with three assists on Apr. 2 vs. PHI; became the first Ranger to register at least 44 assists in one season since Marian Gaborik in 2009-10, as well as the fifth Ranger to tally at least 35 even strength assists in a season over the last 20 seasons (since 1996-97), along with Wayne Gretzky, Brian Leetch, Jaromir Jagr, and Michael Nylander ... Tied for the team lead in goals (four) and takeaways (10), ranked second in power play points (two), tied for second in points (seven) and power play assists (one), ranked fourth in average ice time (20:32), and tied for sixth in assists (three) in the playoffs ... Registered three goals in the First Round against MTL; led all skaters in goals in the series ... Posted the first multi-goal game of his NHL career in the playoffs by recording two goals, including the game-winning goal, in Game 6 vs. MTL on Apr. 22; became the first Ranger to tally two goals in a game which the Rangers closed out a playoff series since Mark Messier in Game 5 of the Eastern Conference Quarterfinals against FLA in 1997 ... Recorded two points (one goal, one assist) in Game 3 of the Second Round vs. OTT on May 2. **2015-16:** Established career-highs in games played (81), goals (26), points (61), power play goals (seven), and power play points (18) ... Led the Rangers in points, primary assists (27), even strength assists (24), even strength points (43), shootout goals (three), and game-deciding goals (two), ranked second in goals, assists (35), power play goals, and takeaways (59), tied for second in even strength goals (19), ranked third in power play assists (11) and power play points, and tied for fourth in game-winning goals (four) ... Was named a finalist for the Bill Masterton Memorial Trophy, which is awarded annually to the NHL player who "best exemplifies the qualities of perseverance, sportsmanship, and dedication to hockey" ... Received the Steven McDonald Extra Effort Award for being the Ranger, as voted by the fans, who goes above and beyond the call of duty; received the award for the second time in his career ... Registered his first career NHL hat trick on Oct. 30 vs. TOR ... Recorded his 100th career NHL assist on Nov. 3 vs. WSH; became the first Norwegian-born player in NHL history to tally 100 career assists ... Selected as the NHL's Second Star of the Week for the week ending on Nov. 15; led the NHL in assists (five) and ranked second in the league in points (seven) during the week ... Registered three points (one goal, two assists) on Nov. 21 at FLA ... Notched three points (one goal, two assists) and tallied his 20th goal of the season on Feb. 18 at TOR; reached the 20-goal plateau for the first time in his career and became the

first Norwegian-born player to register 20 goals in one season in NHL history ... Recorded his 200th career NHL point on Mar. 31 at CAR ... Led the Rangers in game-winning goals (one), ranked third in shots on goal (12), and tied for fourth in goals (one) and points (two) in the playoffs ... Registered his first career NHL playoff game-winning goal in Game 2 of the First Round at PIT on Apr. 16. **2014-15:** Established a career-high in plus/minus rating (plus-17) ... Ranked second on the Rangers in takeaways (60), ranked third in assists (34), ranked fifth in points (49), and tied for fifth in game-winning goals (three) and power play assists (six) ... Tallied three points (one goal, two assists), registered the game-winning goal, and posted a plus-three rating on Oct. 27 vs. MIN; registered three points in one period for the first time in his career; tallied his 31st career NHL goal and became the leader in career goals by a Norwegian-born player in league history ... Notched an assist on Dec. 29 at DAL; recorded his 112th career NHL point to become the leader in career points by a Norwegian-born player in league history ... Established a career-high with a seven-game point streak from Jan. 31 vs. CAR to Feb. 12 at COL (four goals, five assists) ... Recorded an assist on Feb. 4 vs. BOS; tallied his 82nd career NHL assist to become the leader in career assists by a Norwegian-born player in league history ... Was tied for second in the NHL in power play assists (two) in the playoffs at the time of his injury on Apr. 24 ... Led the Rangers in power play assists and tied for the team lead in power play points (two) at the time of his injury ... Led all skaters in power play assists (two) and tied for first among all skaters in power play points (two) in the First Round against PIT ... Notched an assist on the game-winning goal in Game 1 vs. PIT on Apr. 16. **2013-14:** Established a career-high in game-winning goals (four) ... Led the Rangers in points (59) and shootout attempts (seven), tied for first in assists (40) and shootout goals (three), tied for second in power play assists (13), ranked third in goals (19), tied for third in game-winning goals and plus/minus rating (plus-11), and ranked fourth in power play points (17) ... Received the Steven McDonald Extra Effort Award, as voted by the fans, for being the Ranger who goes above and beyond the call of duty; became the third European-born player to win the award, joining Jan Erixon (1987-88; 1990-91) and Henrik Lundqvist (2005-06; also after Zuccarello in 2017-18) ... Registered a point in 42 of 70 games from Oct. 26 at DET to the end of the season, tallying 59 points (19 goals, 40 assists) during the stretch ... Tied a single-game career-high with three assists on Nov. 2 vs. CAR ... Posted a six-game point streak on two occasions – from Jan. 26 at NJD to Feb. 7 at PIT (two goals, six assists over the span), and from Mar. 30 at EDM to Apr. 10 vs. BUF (four goals, five assists over the span) ... Registered a five-game assist streak from Jan. 29 at NYI to Feb. 7 at PIT ... Tallied 24 points (six goals, 18 assists) in his final 25 regular season games ... Recorded three points (two goals, one assist) and registered his first career NHL shorthanded goal on Mar. 30 at EDM ... Tallied his 54th point of the season with an assist on Apr. 1 at VAN, passing Espen Knutsen for the most points by a Norwegian-born player in one season in NHL history ... Established playoff career-highs in games played (25), goals (five), assists (eight), points (13), plus-minus rating (plus-seven), and shots on goal (54), and tied playoff career-highs in power play assists (three) and power play points (three) ... Tied for second on the team – and tied for eighth in the NHL – in plus/minus rating in the playoffs ... Tied for third on the team in assists, tied for fourth in goals, points, and power play assists, ranked fifth on the team in shots on goal and hits, and tied for second among NHL forwards in blocked shots in the playoffs ... Established single-game playoff career-highs with three assists/points, and tied a single-game playoff career-high with a plus-two rating in Game 5 at PIT on May 9 ... Tied single-game playoff career-highs with three points (one goal, two assists) and a plus-two rating in Game 1 of the Eastern Conference Final at MTL on May 17. **2012-13:** Tied for fifth on the Rangers in plus/minus rating (plus-10) ... Tallied the game-deciding goal in the shootout on Apr. 10 vs. TOR ... Registered two goals and posted a plus-two rating on Apr. 18 vs. FLA ... Established playoff career-highs in power play assists (three) and power play points (three) ... Led the team in power play assists in the playoffs ... Registered his first career Stanley Cup Playoff goal, recorded five shots on goal, and established a single-game playoff career-high with a plus-two rating in Game 7 of the Eastern Conference Quarterfinals at WSH on May 13. **2011-12:** Registered three points (two goals, one assist) in 10 games with the Rangers ... Recorded a goal in two consecutive games on Mar. 17 vs. COL and on Mar. 19 vs. NJD ... Tallied his first career NHL power play goal, which was the game-winning goal, on Mar. 19 vs. NJD. **2010-11:** Led the Rangers in shootout attempts (nine), tied for the team lead in power play assists (nine) shootout goals (five), and game-deciding goals (three), and ranked second in shootout percentage (55.6%) ... Tied for second in the NHL in game-deciding goals and tied for fifth in shootout goals ... Tied for fifth on the team with 13 assists at home ... Tallied a

shootout goal and registered two shots on goal in 17:52 of ice time while making his NHL debut on Dec. 23 vs. TBL ... Recorded his first career NHL assist/point while skating in his second career NHL game, on Dec. 27 vs. NYI ... Registered two points (one goal, one assist), including his first career NHL goal, which was the game-winning goal in overtime, and posted a plus-two rating on Jan. 5 vs. CAR ... Established a single-game career-high with three assists and posted a three-point game for the first time in his NHL career on Jan. 25 vs. FLA ... Tallied the game-winning goal on Mar. 4 at OTT ... Registered two goals and posted a plus-two rating on Mar. 6 vs. PHI ... Made his Stanley Cup Playoff debut in Game 1 of the Eastern Conference Quarterfinals at WSH on Apr. 13.

AHL CAREER: 2011-12: Established AHL career-highs in games played (37), assists (24), points (36), plus/minus rating (plus-five), and power play goals (five) ... Registered two points (one goal, one assist) and posted a plus-two rating while representing the Eastern Conference at the 2012 AHL All-Star Game on Jan. 30. **2010-11:** Established AHL career-highs in goals (13) and shots on goal (107) ... Received the Norwegian Player of the Year Award for the third time in his career ... Made his AHL debut on Oct. 9 vs. Charlotte ... Tallied his first career AHL goal/point while skating in his third career AHL game on Oct. 15 at Albany ... Recorded two points (one goal, one assist), including his first career AHL assist, on Nov. 5 at Manchester ... Recorded four points (three goals, one assist) and registered his first career AHL hat trick on Nov. 7 vs. Bridgeport ... Registered two points (one goal, one assist) in two playoff contests.

EUROPEAN CAREER: 2012-13: Registered 28 points (11 goals, 17 assists) and posted a plus-five rating in 44 games with Metallurg Magnitogorsk of the Kontinental Hockey League (KHL) ... Tied for fifth on Metallurg in goals, and ranked sixth on the team in assists and points (28) ... Received the Norwegian Player of the Year Award for the fourth time in his career ... Made his KHL debut on Sept. 6 against Traktor ... Tallied his first career KHL assist/point on Oct. 1 against CSKA ... Recorded four points (two goals, two assists) in seven playoff games. **2009-10:** Led the Swedish Hockey League (SHL) in scoring (64 points; 23 goals and 41 assists) and captured the Guldhjälmen award as the league's Most Valuable Player ... Established SHL career-highs in several categories, including games played (55), goals, assists, points, and penalty minutes (62) ... Received the Norwegian Player of the Year Award for the second time in his career. **2008-09:** Registered 40 points (12 goals, 28 assists) and a plus-10 rating in 35 games with MODO ... Established an SHL career-high in plus/minus rating. **2007-08:** Received the Norwegian Player of the Year Award for the first time in his career; tallied 64 points (24 goals and 40 assists) in 33 games with Frisk Asker ... Helped Frisk Asker earn a silver medal in the playoffs; recorded 27 points (12 goals, 15 assists) in 15 playoff games. **2006-07:** Ranked second in GET-liagen in goals (34) and tied for third in points (59). **2005-06:** Split the season between Frisk Asker (GET-liagen) and Frisk Asker (U19). **2004-05:** Made his GET-liagen debut.

INTERNATIONAL CAREER: 2016: Registered four points (one goal, three assists) and a plus-two rating in six games while helping Team Europe finish as the runner-up at the 2016 World Cup of Hockey ... Tied for fifth among all tournament skaters in assists and points, and tied for first on Team Europe in points and plus/minus rating ... Tallied five points (two goals, three assists) and posted a plus-two rating in three games to help Norway qualify for the 2018 Winter Olympics ... Registered three points (one goal, two assists) in seven games while representing Norway at the 2016 IIHF World Championship. **2014:** Represented Norway at the 2014 Winter Olympics in Sochi, Russia ... Skated in three games and led all forwards on the team in average ice time (22:25). **2010:** Represented Norway at the 2010 Winter Olympics in Vancouver, Canada, ranking third on the team in scoring with three points (one goal, two assists) in four contests ... Represented Norway at the 2010 IIHF World Championship in Germany. **2009:** Led Norway with three goals in six games at the 2009 IIHF World Championship in Switzerland. **2008:** Skated for Norway at the 2008 IIHF World Championship. **2007:** Tied for sixth in scoring at the 2007 IIHF Division I World Junior Championship with seven points (two goals, five assists) in five games. **2006:** Tied for the team lead in assists (two) at the 2006 IIHF World Junior Championship. **2005:** Tied for seventh among all skaters with five points (two goals, three assists) in five games while helping Norway capture a gold medal at the 2005 World U18 Division I Championship in the Czech Republic. **2004:** Made his international debut with Team Norway at the 2004 IIHF U18 World Championship in Belarus ... Tallied five points (two goals, three assists) in five games in the tournament.

BACKGROUND: Established The Zuccarello Foundation to assist and help grow Norwegian grassroot and youth hockey throughout the

country ... Is an ambassador for Right To Play, which is an organization that helps educate and empower children living in disadvantaged communities ... Was an ambassador of the 2016 Winter Youth Olympic Games in Lillehammer, Norway ... Has hosted an All-Star hockey charity game in Norway each of the last five summers ... Co-hosted the "Henke and Zucca Summer Classic" on Aug. 11, 2018 at Ullevaal Stadion in Oslo, Norway, along with Henrik Lundqvist to benefit The Zuccarello Foundation, The Henrik Lundqvist Foundation, and Right to Play; the event was an outdoor hockey game featuring 20 current and former NHL players and became the largest sporting charity event in Norway's history ... Is an avid golfer ... Enjoys spending time with his friends ... Lists Rihanna as his favorite musician ... His favorite movies are The Hangover and Gladiator ... His favorite sport other than hockey is soccer, and his favorite team is Manchester United ... Is a fan of the television show Gossip Girl and King of Queens ... His first job was as a lifeguard ... Single.

CAREER TRANSACTIONS: May 26, 2010 – Signed by the Rangers as an undrafted free agent. **March 28, 2013** - Signed by the Rangers as a free agent.

CAREER STATISTICS

			REGULAR SEASON					PLAYOFFS				
SEASON	TEAM	LEAGUE	GP	G	A	PTS	PIM	GP	G	A	PTS	PIM
2003-04	IF Frisk Asker U18	Norway U-18	24	23	14	37	44	2	3	1	4	0
	IF Frisk Asker Jr.	Norway Jr.	20	7	14	21	14	3	0	2	2	0
	Norway	WJC-18	6	0	2	2	8	-	-	-	-	-
2004-05	IF Frisk Asker U18	Norway U-18	12	11	18	29	50	-	-	-	-	-
	IF Frisk Asker	Norway Jr.	27	19	17	36	16	5	3	3	6	6
	IF Frisk Asker	GET	1	0	0	0	0	-	-	-	-	-
	Norway	WJC-18 D1	5	2	3	5	6	-	-	-	-	-
2005-06	IF Frisk Asker	Norway Jr.	2	7	0	7	0	2	2	3	5	0
	IF Frisk Asker	GET	21	5	3	8	12	4	0	0	0	2
	Norway	WJC	6	0	2	2	4	-	-	-	-	-
2006-07	IF Frisk Asker	GET	43	34	25	59	36	7	4	4	8	2
	IF Frisk Asker	Norway Jr.	-	-	-	-	-	1	3	4	7	2
	Norway	WJC D1	5	2	5	7	2	-	-	-	-	-
2007-08	IF Frisk Asker	GET	33	24	40	64	48	15	12	15	27	24
	Norway	WC	7	1	0	1	2	-	-	-	-	-
2008-09	Modo	SHL	35	12	28	40	38	-	-	-	-	-
	Norway	Oly-Q	3	0	0	0	0	-	-	-	-	-
	Norway	WC	6	3	0	3	8	-	-	-	-	-
2009-10	Modo	SHL	55	23	41	64	62	-	-	-	-	-
	Norway	Olympics	4	1	2	3	4	-	-	-	-	-
	Norway	WC	6	3	1	4	6					
2010-11	**RANGERS**	**NHL**	**42**	**6**	**17**	**23**	**4**	**1**	**0**	**0**	**0**	**2**
	Connecticut	AHL	36	13	16	29	16	2	1	1	2	4
2011-12	**RANGERS**	**NHL**	**10**	**2**	**1**	**3**	**6**	**-**	**-**	**-**	**-**	**-**
	Connecticut	AHL	37	12	24	36	22	-	-	-	-	-
2012-13	**RANGERS**	**NHL**	**15**	**3**	**5**	**8**	**8**	**12**	**1**	**6**	**7**	**4**
	Magnitogorsk	KHL	44	11	17	28	30	-	-	-	-	-
2013-14	**RANGERS**	**NHL**	**77**	**19**	**40**	**59**	**32**	**25**	**5**	**8**	**13**	**20**
	Norway	Olympics	3	0	0	0	2	-	-	-	-	-
2014-15	**RANGERS**	**NHL**	**78**	**15**	**34**	**49**	**45**	**5**	**0**	**2**	**2**	**0**
2015-16	**RANGERS**	**NHL**	**81**	**26**	**35**	**61**	**34**	**5**	**1**	**1**	**2**	**4**
	Norway	WC	7	1	2	3	4	-	-	-	-	-
2016-17	**RANGERS**	**NHL**	**80**	**15**	**44**	**59**	**26**	**12**	**4**	**3**	**7**	**16**
	Europe	W-Cup	6	1	3	4	4	-	-	-	-	-
	Norway	Oly-Q	3	2	3	5	0	-	-	-	-	-
2017-18	**RANGERS**	**NHL**	**80**	**16**	**37**	**53**	**36**	**-**	**-**	**-**	**-**	**-**
	NHL/NYR TOTALS		**463**	**102**	**213**	**315**	**191**	**60**	**11**	**20**	**31**	**46**

STATISTICAL BREAKDOWN

SEASON	PPG	SHG	GWG	+/-	S	S%	TF	F%	H	BS	MIN
2010-11	0	0	2	3	74	8.1	15	53.3	56	19	14:10
2011-12	1	0	1	E	10	20.0	0	0.0	8	3	10:03
2012-13	0	0	0	10	27	11.1	4	0.0	27	15	16:25
2013-14	4	1	4	11	170	11.2	8	37.5	116	41	17:08
2014-15	0	0	3	17	154	9.7	37	43.2	120	42	17:16
2015-16	7	0	4	2	166	15.7	11	45.5	88	69	18:29
2016-17	5	0	3	15	189	7.9	13	46.2	85	52	18:50
2017-18	1	0	3	-10	178	9.0	80	26.3	62	67	18:55
TOTALS	**18**	**1**	**20**	**48**	**968**	**10.5**	**168**	**35.1**	**562**	**308**	**17:33**

SCORING VS. NHL

TEAM	GP	G	A	PTS
ANA	12	3	6	9
ARI	9	0	6	6
BOS	14	2	3	5
BUF	18	5	9	14
CGY	10	1	2	3
CAR	27	7	18	25
CHI	9	1	3	4
COL	11	2	9	11
CBJ	21	4	5	9
DAL	11	1	6	7
DET	16	3	5	8
EDM	10	4	8	12
FLA	20	10	11	21
LAK	12	3	5	8
MIN	11	2	8	10
MTL	20	1	5	6
NSH	10	0	7	7
NJD	26	6	11	17
NYI	28	3	11	14
NYR	-	-	-	-
OTT	15	5	8	13
PHI	23	4	11	15
PIT	27	4	14	18
SJS	11	2	6	8
STL	10	3	3	6
TBL	18	4	6	10
TOR	16	10	10	20
VAN	11	4	6	10
VGK	2	1	1	2
WSH	22	2	8	10
WPG	13	5	2	7
TOTALS	**463**	**102**	**213**	**315**

CAREER HIGHLIGHTS

CAREER HIGHS (LAST TIME)	
GOALS	3, 10/30/15 vs. TOR
ASSISTS	3 (6x), 10/7/17 at TOR
POINTS	4, 10/7/17 at TOR (1G-3A)
PIM	9, 10/9/14 at STL
SHOTS	9, 1/13/17 vs. TOR
GOAL STREAK	3 (3x), 3/8/18 - 3/12/18 (4)
ASSIST STREAK	6, 12/18/16 - 12/31/16 (9)
POINT STREAK	7, 1/31/15 - 2/12/15 (4G-5A)

NHL FIRSTS	
GAME	12/23/10 vs. TBL
GOAL	1/5/11 vs. CAR (Ward)
ASSIST	12/27/10 vs. NYI

CAREER SHOOTOUTS

GOALS	SHOTS	SHOT%	GDG
23*	45*	51.1	9*

*Rangers all-time leader

CAREER HAT TRICKS (1)

DATE	OPPONENT	GOALTENDER
10/30/15	TOR	Bernier (2), Empty Net (1)

LIAS ANDERSSON

CENTER

HEIGHT **6'1"** WEIGHT **204** SHOOTS **LEFT** BORN **OCT 13, 1998** BIRTHPLACE **SMOGEN, SWEDEN**

NHL CAREER: 2017-18: Tallied two points (one goal, one assist) in seven games with the Rangers ... Tallied his first career NHL goal/point while making his NHL debut on Mar. 26 vs. WSH; became the youngest player (19 years, 164 days old) to register a goal in his NHL debut in franchise history ... Became the first Ranger to wear jersey No. 50 in a regular season game in franchise history ... Recorded his first career NHL assist while skating in his second career NHL game on Mar. 28 at WSH.

AHL CAREER: 2017-18: Registered 14 points (five goals, nine assists) in 25 games with Hartford ... Ranked third among AHL players younger than 20 years old (min. five games played) in points per game at the time he was recalled by the Rangers on Mar. 25 (0.58) ... Tallied his first career AHL assist/point, which was an assist on the game-winning goal in overtime, and posted a plus-one rating while making his AHL debut on Jan. 24 at Utica.

EUROPEAN CAREER: 2017-18: Recorded 14 points (seven goals, seven assists) and a plus-six rating in 22 SHL games with Frolunda ... Ranked second among SHL players younger than 20 years old in goals and points at the time he played his final game of the season with Frolunda on Dec. 9. **2016-17:** Established SHL career-highs in several categories, including games played (42), goals (nine), assists (10), points (19), and plus/minus rating (plus-21) ... Ranked eighth in the SHL in plus/minus rating ... Established SHL playoff career-highs in games played (16), goals (four), assists (one), and points (five) while helping HV71 win the SHL Championship ... Skated in three games with HV71's U20 team in SuperElit and tallied two goals. **2015-16:** Skated in 22 SHL regular season games and four SHL playoff games with HV71 ... Registered 59 points (24 goals, 35 assists) in 37 overall games with HV71's U20 team in SuperElit ... Skated in two games with HV71's U18 team. **2014-15:** Recorded nine points (six goals, three assists) in 25 games with HV71's U20 team in SuperElit ... Recorded 19 points (six goals, 13 assists) and a plus-12 rating in 13 games with HV71's U18 team ... Tallied four points (two goals, two assists) and posted a plus-four rating in four playoff contests. **2013-14:** Recorded 37 points (18 goals, 19 assists) and a plus-eight rating in 32 games with Kungalvs' U18 team ... Notched eight points (four goals, four assists) in three games with Kungalvs' U18 team in Division 2. **2012-13:** Notched five points (four goals, one assist) with Kungalvs' U18 team.

INTERNATIONAL CAREER: 2018: Registered two points (one goal, one assist) in 10 games while helping Sweden win a gold medal at the 2018 IIHF World Championship ... Registered seven points (six goals, one assist) in seven games while helping Sweden earn a silver medal at the 2018 IIHF World Junior Championship ... Served as Sweden's captain. **2017:** Registered three goals at the 2017 IIHF World Junior Championship. **2016:** Tallied nine points (five goals, four assists) while helping Sweden earn a silver medal at the 2016 IIHF U18 World Championship. **2015:** Helped Sweden earn a silver medal at the 2015 Ivan Hlinka Memorial Tournament. **2014:** Tallied four points (one goal, three assists) in six games to help Sweden earn a bronze medal at the 2014 World U17 Hockey Challenge.

CAREER TRANSACTIONS: June 23, 2017 – Selected by the Rangers in the first round, seventh overall, of the 2017 NHL Entry Draft.

			REGULAR SEASON					PLAYOFFS				
SEASON	TEAM	LEAGUE	GP	G	A	PTS	PIM	GP	G	A	PTS	PIM
2012-13	Kungalvs U18	U18 Elit	23	4	1	5	2	-	-	-	-	-
2013-14	Kungalvs U20	U20 Elit	1	0	0	0	0	-	-	-	-	-
	Kungalvs U18	U18 Elit	32	18	19	37	76	-	-	-	-	-
	Kungalvs U18 2	U18 Div. 2	3	4	4	8	2	-	-	-	-	-
2014-15	HV71 U20	SuperElit	25	6	3	9	16	6	0	2	2	0
	HV71 U18	U18 Elit	13	6	13	19	20	4	2	2	4	2
	Sweden	WHC-17	6	1	3	4	2	-	-	-	-	-
2015-16	HV71	SHL	22	0	0	0	6	4	0	0	0	0
	HV71 U20	SuperElit	37	24	35	59	91	1	2	0	2	2
	HV71 U18	U18 Elit	2	1	5	6	0	-	-	-	-	-
	Sweden	WJC-18	7	5	4	9	8	-	-	-	-	-
2016-17	HV71	SHL	42	9	10	19	18	16	4	1	5	18
	HV71 U20	SuperElit	3	2	0	2	2	-	-	-	-	-
	Sweden	WJC	7	3	0	3	6	-	-	-	-	-
2017-18	**RANGERS**	**NHL**	**7**	**1**	**1**	**2**	**0**	-	-	-	-	-
	Hartford	AHL	25	5	9	14	8	-	-	-	-	-
	Frolunda	SHL	22	7	7	14	20	-	-	-	-	-
	Sweden	WC	10	1	1	2	4	-	-	-	-	-
	Sweden	WJC	7	6	1	7	6	-	-	-	-	-
	NHL/NYR TOTALS		**7**	**1**	**1**	**2**	**0**	-	-	-	-	-

MATT BELESKEY

LEFT WING

HEIGHT **6'0"** WEIGHT **207** SHOOTS **LEFT** BORN **JUN 7, 1988** BIRTHPLACE **WINDSOR, ON**

NHL CAREER: 2017-18: Led all skaters with seven hits while making his Rangers debut on Apr. 7 at PHI. **2016-17:** Registered eight points (three goals, five assists) in 49 games with Boston. **2015-16:** Recorded 37 points (15 goals, 22 assists) in 80 games with Boston. **2014-15:** Registered 32 points (22 goals, 10 assists) in 65 games with Anaheim ... Tied for third in the NHL in game-winning goals (eight) ... Recorded nine points (eight goals, one assist) in 16 playoff games. **2013-14:** Registered 24 points (nine goals, 15 assists) in 55 games with Anaheim ... Tallied four points (two goals, two assists) in five playoff contests. **2012-13:** Recorded 13 points (eight goals, five assists) in 42 games with Anaheim. **2011-12:** Tallied 15 points (four goals, 11 assists) in 70 games with Anaheim. **2010-11:** Recorded 10 points (three goals, seven assists) in 35 games with Anaheim. **2009-10:** Notched 18 points (11 goals, seven assists) in 60 games with Anaheim. **2008-09:** Skated in two games with Anaheim.

AHL CAREER: 2017-18: Split the season between Providence and Hartford; notched 12 points (five goals, seven assists) in 35 games. **2013-14:** Tallied one goal in three games with Norfolk. **2010-11:** Recorded 24 points (11 goals, 13 assists) in 27 games with Syracuse. **2009-10:** Split the season between San Antonio and Toronto; notched seven points (two goals, five assists) in 15 games. **2008-09:** Tallied 35 points (11 goals, 24 assists) in 58 games with Iowa.

EUROPEAN CAREER: 2012-13: Registered 26 points (nine goals, 17 assists) in 20 games with Coventry Blaze of the Elite Ice Hockey League (EIHL) in the United Kingdom.

JUNIOR CAREER: 2007-08: Registered 90 points (41 goals, 49 assists) and a plus-32 rating in 62 games with Belleville ... Named to the OHL Third All-Star Team ... Tallied 33 points (12 goals, 21 assists) in 21 playoff games . **2006-07:** Registered 68 points (27 goals, 41 assists) in 66 games with Belleville ... Tallied 14 points (four goals, 10 assists) in 15 playoff contests. **2005-06:** Recorded 40 points (20 goals, 20 assists) in 61 games with Belleville. **2004-05:** Notched 23 points (10 goals, 13 assists) in 68 games with Belleville.

INTERNATIONAL CAREER: 2006: Registered one assist in seven games while representing Canada at the 2006 IIHF U18 World Championship.

CAREER TRANSACTIONS: June 24, 2006 – Selected by Anaheim in the fourth round, 112th overall, of the 2006 NHL Entry Draft. **July 1, 2015 –** Signed by Boston as a free agent. **February 25, 2018 –** Acquired by the Rangers, along with Ryan Spooner, Ryan Lindgren, a first-round pick in the 2018 NHL Entry Draft (later traded), and a seventh-round pick in the 2019 NHL Entry Draft (later traded) in exchange for Rick Nash.

			REGULAR SEASON					PLAYOFFS				
SEASON	TEAM	LEAGUE	GP	G	A	PTS	PIM	GP	G	A	PTS	PIM
2004-05	Belleville	OHL	68	10	13	23	118	5	0	0	0	18
2005-06	Belleville	OHL	61	20	20	40	119	6	1	2	3	10
	Canada	WJC-18	7	0	1	1	37	-	-	-	-	-
2006-07	Belleville	OHL	66	27	41	68	124	15	4	10	14	18
2007-08	Belleville	OHL	62	41	49	90	106	21	12	21	33	23
	Belleville	M-Cup	-	-	-	-	-	4	0	3	3	2
2008-09	**Ducks**	**NHL**	**2**	**0**	**0**	**0**	**0**	-	-	-	-	-
	Iowa	AHL	58	11	24	35	58	-	-	-	-	-
2009-10	**Ducks**	**NHL**	**60**	**11**	**7**	**18**	**35**	-	-	-	-	-
	San Antonio	AHL	12	1	4	5	19	-	-	-	-	-
	Toronto	AHL	3	1	1	2	2	-	-	-	-	-
2010-11	**Ducks**	**NHL**	**35**	**3**	**7**	**10**	**36**	**6**	**1**	**0**	**1**	**4**
	Syracuse	AHL	27	11	13	24	39	-	-	-	-	-
2011-12	**Ducks**	**NHL**	**70**	**4**	**11**	**15**	**72**	-	-	-	-	-
2012-13	**Ducks**	**NHL**	**42**	**8**	**5**	**13**	**56**	**7**	**2**	**1**	**3**	**2**
	Coventry Blaze	EIHL	20	9	17	26	30	-	-	-	-	-
2013-14	**Ducks**	**NHL**	**55**	**9**	**15**	**24**	**64**	**5**	**2**	**2**	**4**	**8**
	Norfolk	AHL	3	1	0	1	0	-	-	-	-	-
2014-15	**Ducks**	**NHL**	**65**	**22**	**10**	**32**	**39**	**16**	**8**	**1**	**9**	**2**
2015-16	**Bruins**	**NHL**	**80**	**15**	**22**	**37**	**65**	-	-	-	-	-
2016-17	**Bruins**	**NHL**	**49**	**3**	**5**	**8**	**47**	**3**	**0**	**0**	**0**	**4**
2017-18	**Bruins**	**NHL**	**14**	**0**	**0**	**0**	**17**	-	-	-	-	-
	RANGERS	**NHL**	**1**	**0**	**0**	**0**	**4**	-	-	-	-	-
	Providence	AHL	21	4	2	6	15	-	-	-	-	-
	Hartford	AHL	14	1	5	6	11	-	-	-	-	-
	NHL TOTALS		**473**	**75**	**82**	**157**	**435**	**37**	**13**	**4**	**17**	**20**
	NYR TOTALS		**1**	**0**	**0**	**0**	**4**	-	-	-	-	-

CHRIS BIGRAS

DEFENSEMAN

HEIGHT **6'1"** WEIGHT **191** SHOOTS **LEFT** BORN **FEB 22, 1995** BIRTHPLACE **ORILLIA, ON**

NHL CAREER: 2017-18: Tallied one assist in 15 games with Colorado. **2015-16:** Registered three points (one goal, two assists) in 31 games with Colorado ... Posted a plus-one rating while making his NHL debut on Jan. 14 vs. NJD ... Notched his first career NHL assist/point while skating in his second career NHL game on Jan. 16 at CBJ ... Recorded his first career NHL goal on Mar. 1 at MIN.

AHL CAREER: 2017-18: Split the season between San Antonio and Hartford; registered 19 points (three goals, 16 assists) in 38 games during the season ... Established an AHL career-high in assists and tied his AHL career-high in points ... Tallied 13 points (two goals, 11 assists) in 18 games with the Wolf Pack ... Recorded seven points (one goal, six assists) over the final six games of the season. **2016-17:** Established AHL career-highs in games played (45) and power play goals (three), and tied his AHL career-high in points (19) ... Led San Antonio defensemen in goals (five), assists (14), and points. **2015-16:** Established AHL career-highs in goals (six) and points (19) ... Ranked third among San Antonio defensemen in goals, assists (13), and points (19) ... Tallied two points (one goal, one assist), including his first career AHL goal, on Oct. 24 vs. Stockton. **2014-15:** Registered four assists and a plus-two rating in seven games with Lake Erie following the conclusion of his junior season ... Made his AHL debut on Apr. 7 at Chicago ... Tallied his first career AHL assist/point on Apr. 9 vs. Rochester.

JUNIOR CAREER: 2014-15: Established OHL career-highs in goals (20), assists (51), points (71), and game-winning goals (six) ... Selected to the OHL First All-Star Team ... Represented the OHL All-Stars in the 2014 Canada Russia Series ... Led OHL defensemen in game-winning goals, ranked second in points, tied for third in assists, and tied for fourth in goals ... Registered three points (one goal, two assists) in five playoff games. **2013-14:** Tallied 27 points (four goals, 23 assists) in 55 games with Owen Sound ... Represented the OHL All-Stars in the 2013 Canada Russia Series ... Ranked second among Owen Sound defensemen in assists and points. **2012-13:** Established OHL career-highs in games played (68) and plus/minus rating (plus-35) ... Tied for seventh in the OHL in plus/minus rating ... Led Owen Sound defensemen in points ... Participated in the CHL Top Prospects Game. **2011-12:** Recorded 19 points (three goals, 16 assists) and a plus-seven rating in 49 games with Owen Sound in his rookie season in the OHL ... Tied for seventh among OHL rookie defensemen in points ... Established OHL playoff career-highs in goals (two), assists (three), points (five), and plus/minus rating (plus-five) in five playoff games.

MIDGET CAREER: 2010-11: Recorded 32 points (seven goals, 25 assists) in 43 games with the Barrie Colts Minor Midget AAA team in the Eastern Triple A Minor Midget Hockey League (ETAMMHL) ... Served as Barrie's captain.

INTERNATIONAL CAREER: 2014: Posted a plus-two rating in seven games while representing Canada at the 2014 IIHF World Junior Championship. **2013:** Recorded three assists and posted a plus-eight rating in seven games to help Canada earn a gold medal at the 2013 IIHF U18 World Championship. **2012:** Skated in five games and helped Canada win a gold medal at the 2012 Ivan Hlinka Memorial Tournament ... Tallied two points (one goal, one assist) in six games to help Canada-Ontario earn a bronze medal at the 2012 World U17 Hockey Challenge.

CAREER TRANSACTIONS: June 30, 2013 – Selected by Colorado in the second round, 32nd overall, of the 2013 NHL Entry Draft. **February 26, 2018 –** Acquired by the Rangers in exchange for Ryan Graves.

			REGULAR SEASON					PLAYOFFS				
SEASON	TEAM	LEAGUE	GP	G	A	PTS	PIM	GP	G	A	PTS	PIM
2010-11	Barrie	ETAMMHL	43	7	25	32	20	-	-	-	-	-
2011-12	Owen Sound	OHL	49	3	16	19	33	5	2	3	5	0
	Canada-Ontario	WHC-17	6	1	1	2	2	-	-	-	-	-
2012-13	Owen Sound	OHL	68	8	30	38	34	12	0	2	2	8
	Canada	WJC-18	7	0	3	3	0	-	-	-	-	-
2013-14	Owen Sound	OHL	55	4	23	27	46	5	1	2	3	4
	Canada	WJC	7	0	0	0	0	-	-	-	-	-
2014-15	Owen Sound	OHL	62	20	51	71	52	5	1	2	3	4
	Lake Erie	AHL	7	0	4	4	2	-	-	-	-	-
2015-16	**Avalanche**	**NHL**	**31**	**1**	**2**	**3**	**16**	**-**	**-**	**-**	**-**	**-**
	San Antonio	AHL	37	6	13	19	6	-	-	-	-	-
2016-17	San Antonio	AHL	45	5	14	19	37	-	-	-	-	-
2017-18	**Avalanche**	**NHL**	**15**	**0**	**1**	**1**	**2**	**-**	**-**	**-**	**-**	**-**
	San Antonio	AHL	20	1	5	6	14	-	-	-	-	-
	Hartford	AHL	18	2	11	13	8	-	-	-	-	-
	NHL TOTALS		**46**	**1**	**3**	**4**	**18**	**-**	**-**	**-**	**-**	**-**

FILIP CHYTIL

CENTER

HEIGHT **6'2"** WEIGHT **208** SHOOTS **LEFT** BORN **SEP 5, 1999** BIRTHPLACE **KROMERIZ, CZECH REPUBLIC**

NHL CAREER: 2017-18: Registered three points (one goal, two assists) in nine games with the Rangers ... Was one of six 18-year-olds who played at least one NHL game during the season ... Won the Lars-Erik Sjoberg Award as the Top Rangers rookie in Training Camp ... Made his NHL debut on Oct. 5 vs. COL; at 18 years and 30 days old, became the fourth-youngest player to appear in a game with the Rangers in franchise history, and the only players who were younger were Harry Lumley (17 years, 42 days on Dec. 23, 1943), Len Wharton (17 years, 81 days on Mar. 4, 1945), and Don Raleigh (17 years, 125 days on Oct. 30, 1943) ... Became the first 18-year-old to appear in a game with the Rangers since Dan Blackburn on Apr. 13, 2002 at Philadelphia, as well as the first 18-year-old skater (forward or defenseman) to play in a game with the Rangers since Manny Malhotra on Apr. 18, 1999 vs. Pittsburgh ... Became the first Ranger to wear jersey No. 72 in a regular season game ... Led the Rangers in shots on goal from the time he was recalled on Mar. 25 until the end of the regular season (21 shots on goal in seven games) ... Tallied his first career NHL assist/point and led the Rangers with six shots on goal on Mar. 26 vs. WSH; became the first 18-year-old to record an assist/point with the Rangers since Malhotra in 1998-99 ... Recorded his first career NHL goal on Mar. 30 vs. TBL; became the fourth-youngest player to register his first goal for the Rangers.

AHL CAREER: 2017-18: Registered 31 points (11 goals, 20 assists) in 46 games with Hartford ... His 31 points were tied for the 12th-most a player younger than 19 years old tallied in one season in AHL history ... Led all AHL players younger than 20 years old in goals and points per game (0.69), and ranked second among all AHL players younger than 20 years old in assists and points at the time he was recalled by the Rangers on Mar. 25 ... Became the youngest player to appear in an AHL game since Mario Tremblay in 1974 ... Notched three points (one goal, two assists), including his first career AHL goal, assist, and point, and tallied the game-winning goal on Oct. 14 at Springfield.

EUROPEAN CAREER: 2016-17: Skated in 38 games with Zlin in the Czech Extraliga, registering four goals and four assists for eight points, along with 16 penalty minutes ... Was one of 21 players younger than 18 years old who played in the league; ranked second among players younger than 18 years old in the league in games played, goals, and points. **2015-16:** Registered 50 points (28 goals, 22 assists) in 30 games with Zlin's U18 team. **2014-15:** Split the season between Zlin's U16 team and U18 team ... Recorded 48 points (30 goals, 18 assists) and a plus-36 rating in 25 games with Zlin's U16 team ... Registered nine points (six goals, three assists) in 19 games with Zlin's U18 team. **2013-14:** Tallied 21 points (11 goals, 10 assists) in 24 games with Zlin's U16 team ... Notched two points (one goal, one assist) in three playoff games. **2012-13:** Skated in one game with Zlin's U16 team as a 13-year-old.

INTERNATIONAL CAREER: 2018: Registered four points (two goals, two assists) in seven games while representing the Czech Republic at the 2018 IIHF World Junior Championship ... Tallied two points (one goal, one assist) in seven games while representing the Czech Republic at the 2018 IIHF World Championship ... Became the youngest player to score a goal for the Czech Republic in an IIHF World Championship game. **2017:** Recorded five points (two goals, three assists) in five games while representing the Czech Republic at the 2017 IIHF U18 World Championship. **2016:** Recorded three goals and one assist for four points in five games while helping the Czech Republic earn a gold medal at the 2016 Ivan Hlinka Memorial Tournament. **2015:** Tallied one assist in five games while representing the Czech Republic at the 2015 World U17 Hockey Challenge.

CAREER TRANSACTIONS: June 23, 2017 – Selected by the Rangers in the first round, 21st overall, of the 2017 NHL Entry Draft.

			REGULAR SEASON					PLAYOFFS				
SEASON	**TEAM**	**LEAGUE**	**GP**	**G**	**A**	**PTS**	**PIM**	**GP**	**G**	**A**	**PTS**	**PIM**
2012-13	Zlin U16	CZE-U16	1	0	0	0	0	-	-	-	-	-
2013-14	Zlin U16	CZE-U16	24	11	10	21	8	3	1	1	2	0
2014-15	Zlin U18	CZE-U18	19	6	3	9	10	-	-	-	-	-
	Zlin U16	CZE-U16	25	30	18	48	16	5	4	6	10	6
2015-16	Zlin U18	CZE-U18	30	28	22	50	8	-	-	-	-	-
	Czech Republic	WHC-17	5	0	1	1	0	-	-	-	-	-
2016-17	Zlin	CZE	38	4	4	8	16	-	-	-	-	-
	Zlin U20	CZE-U20	2	0	0	0	0	1	0	0	0	0
	Czech Republic	WJC-18	5	2	3	5	2	-	-	-	-	-
2017-18	**RANGERS**	**NHL**	**9**	**1**	**2**	**3**	**4**	-	-	-	-	-
	Hartford	AHL	46	11	20	31	6	-	-	-	-	-
	Czech Republic	WC	7	1	1	2	2	-	-	-	-	-
	Czech Republic	WJC	7	2	2	4	0	-	-	-	-	-
	NHL/NYR TOTALS		**9**	**1**	**2**	**3**	**4**	-	-	-	-	-

BRANDON CRAWLEY

DEFENSEMAN

HEIGHT **6'1"** WEIGHT **204** SHOOTS **LEFT** BORN **FEB 2, 1997** BIRTHPLACE **GLEN ROCK, NJ**

AHL CAREER: 2017-18: Led AHL rookies – and led all players on the Wolf Pack – in penalty minutes (99) ... Ranked second among Hartford rookies – and led all Wolf Pack rookie defensemen – in games played (64) ... Made his AHL debut on Oct. 6 vs. Charlotte ... Registered his first career AHL goal/point on Oct. 22 at Bridgeport ... Tallied two assists, including his first career AHL assist, and posted a plus-one rating on Dec. 1 at Rochester ... Notched an assist on Dec. 22 vs. Providence ... Recorded a goal on Mar. 28 vs. Springfield.

JUNIOR CAREER: 2016-17: Established OHL career-highs in several categories, including goals (seven), assists (20), points (27), plus/minus rating (plus-55), penalty minutes (114), and game-winning goals (four) ... Ranked third in the OHL in penalty minutes and ranked fourth in the OHL in plus/minus rating ... Ranked second among OHL defensemen in plus/minus rating and penalty minutes, and tied for fourth among OHL defensemen in game-winning goals ... Posted a plus/minus rating of even or better in 52 of 61 games ... Posted a three-game assist/point streak from Oct. 29 vs. Sarnia to Nov. 4 at Sudbury ... Registered an OHL career-high, six-game point streak from Dec. 11 vs. Kitchener to Jan. 1 at Sarnia (two goals, five assists over the span) ... Posted a three-game assist/point streak from Jan. 20 vs. Ottawa to Jan. 27 vs. Erie (one goal, three assists, plus-six rating) ... Tallied two points (one goal, one assist) and posted a plus-four rating on Jan. 20 vs. Ottawa ... Registered four assists/points in 14 playoff contests ... Established OHL playoff career-highs in assists and points. **2015-16:** Registered 18 points (six goals, 12 assists), along with a plus-16 rating and 99 penalty minutes in 62 games with London ... Recorded two goals and posted a plus-three rating on Oct. 9 vs. Sudbury ... Tallied a goal and posted a plus-three rating on Oct. 30 vs. Windsor ... Notched two assists and posted a plus-two rating on Dec. 4 vs. Windsor ... Registered three assists and posted a plus-17 rating in 17 playoff games while helping London win the OHL Championship ... Established OHL playoff career-highs in games played and plus/minus rating ... Ranked fifth in the OHL – and ranked second among OHL defensemen – in plus/minus rating in the playoffs ... Tallied one assist and posted a plus-two rating in four games during the Memorial Cup; helped London win the Memorial Cup. **2014-15:** Registered 16 points (three goals, 13 assists) and posted a plus-six rating in 64 games during his rookie season in the OHL with London ... Established an OHL career-high in games played ... Tied for 11th among OHL rookies – and ranked fourth among OHL rookie defensemen – in games played ... Made his OHL debut on Sept. 26 vs. Plymouth ... Tallied his first career OHL goal/point while skating in his second career OHL game on Sept. 27 at Owen Sound ... Notched his first career OHL assist on Oct. 18 at Erie ... Posted a three-game assist/point streak from Nov. 1 at Windsor to Nov. 6 vs. Guelph (three assists and a plus-seven rating over the span) ... Recorded a goal and posted a plus-three rating on Feb. 28 at Saginaw ... Tallied three assists and posted a plus-one rating in 10 playoff games ... Made his OHL playoff debut on Mar. 27 vs. Kitchener ... Tallied two assists, including his first career OHL playoff assist/point, and posted a plus-two rating on Mar. 31 at Kitchener.

JUNIOR A CAREER: 2013-14: Tallied 11 points (five goals, six assists) in 27 games with Selects Hockey Academy of the United States Premier Hockey League (USPHL) ... Helped Selects Hockey Academy win the USPHL 18U Championship. **2012-13:** Recorded 30 points (five goals, 25 assists) in 38 games with the Jersey Wildcats of the Empire Junior Hockey League (EmJHL).

CAREER TRANSACTIONS: June 24, 2017 – Selected by the Rangers in the fourth round, 123rd overall, of the 2017 NHL Entry Draft.

			REGULAR SEASON					PLAYOFFS				
SEASON	TEAM	LEAGUE	GP	G	A	PTS	PIM	GP	G	A	PTS	PIM
2012-13	Jersey Wildcats	EmJHL	38	5	25	30	48	-	-	-	-	-
2013-14	Selects Hockey Academy 18U	USPHL 18U	27	5	6	11	20	3	0	1	1	2
2014-15	London	OHL	64	3	13	16	86	10	0	3	3	11
2015-16	London	OHL	62	6	12	18	99	17	0	3	3	18
	London	M-Cup	-	-	-	-	-	4	0	1	1	2
2016-17	London	OHL	61	7	20	27	114	14	0	4	4	10
2017-18	Hartford	AHL	64	2	3	5	99	-	-	-	-	-

SEAN DAY

DEFENSEMAN

HEIGHT **6'3"** WEIGHT **225** SHOOTS **LEFT** BORN **JAN 9, 1998** BIRTHPLACE **LEUVEN, BELGIUM**

JUNIOR CAREER: 2017-18: Split the season between Windsor and Kingston; registered 47 points (five goals, 42 assists) and 12 penalty minutes in 50 games ... Established OHL career-highs in several categories, including assists and points ... Tied for fifth in the OHL in power play assists (23) ... Tied for second among OHL defensemen in power play assists, ranked sixth in assists, ranked seventh (min. two games played) in points per game (0.94), and ranked 10th in points ... Registered 26 points (one goal, 25 assists) in 23 games after he was acquired by Kingston ... Recorded 14 points (four goals, 10 assists) and posted a plus-two rating in 16 playoff games with Kingston ... Established OHL playoff career-highs in several categories, including games played, goals, assists, and points ... Tied for third among OHL defensemen in goals, ranked fifth in points per game (0.88), tied for sixth in points, and ranked seventh in assists in the playoffs ... Tied for third on Kingston in assists, tied for fourth in goals, and ranked fifth in points in the playoffs; led team defensemen in all three categories. **2016-17:** Split the season between Mississauga and Windsor; registered 37 points (15 goals, 22 assists) and a plus-15 rating in 63 games ... Established OHL career-highs in several categories in games played, goals, plus/minus rating, and shots on goal (185) ... Tied for sixth among OHL defensemen in goals, tied for ninth among OHL defensemen in power play goals (five), and ranked 10th among OHL defensemen in shots on goal ... Registered five assists and posted a plus-five rating in seven playoff contests with Windsor ... Led Windsor in assists, tied for the team lead in plus/minus rating, and tied for second in points in the playoffs ... Recorded one assist and posted a plus-three rating in four Memorial Cup games; helped Windsor win the Memorial Cup. **2015-16:** Registered 22 points (six goals, 16 assists) and 27 penalty minutes in 57 games with Mississauga ... Participated in the CHL Top Prospects Game ... Ranked second among team defensemen in assists and ranked third among team defensemen in goals and points ... Recorded three points (one goal, two assists) in seven playoff games. **2014-15:** Tallied 36 points (10 goals, 26 assists) in 61 games with Mississauga ... Ranked fourth on Mississauga – and led team defensemen – in assists ... Ranked second on the team – and led team defensemen – in power play assists (14) ... Ranked second among team defensemen in goals and points. **2013-14:** Granted exceptional status; allowed to play in the OHL when he was 15 years old, becoming the fourth player (at the time) to be granted exceptional status by Hockey Canada (along with Tavares, Ekblad, and McDavid) ... Registered 16 points (six goals, 10 assists) in 60 games with Mississauga ... Selected to the OHL Second All-Rookie Team ... Tallied one assist in four playoff games.

MINOR CAREER: 2012-13: Played Midget hockey with the Compuware U16 Team in the High Performance Hockey League (HPHL) ... Registered 46 points (14 goals, 32 assists) in 88 games. **2011-12:** Recorded 19 points (12 goals, seven assists) in 15 games with Honeybaked Bantam Minor AAA in the High Performance Minor Bantam Hockey League (HPMBHL) ... Tallied four points (two goals, two assists) in three playoff games ... Notched seven points (four goals, three assists) in five playoff contests with Honeybaked in the Tier I Elite Minor Bantam Hockey League (TIEMBHL). **2010-11:** Skated in seven games with Little Caesars Bantam Minor AAA in the TIEMBHL.

INTERNATIONAL CAREER: 2014: Registered four points (one goal, three assists) in five games while playing with Canada-Red at the 2014 World U17 Hockey Challenge in Sarnia-Lambton, Ontario in November of 2014 ... Tallied three assists in five games as a member of the Canada-Ontario team at the 2014 World U17 Hockey Challenge from Dec. 29, 2013 to Jan. 4, 2014 in Cape Breton, Nova Scotia.

CAREER TRANSACTIONS: June 25, 2016 – Selected by the Rangers in the third round, 81st overall, of the 2016 NHL Entry Draft.

			REGULAR SEASON					PLAYOFFS				
SEASON	TEAM	LEAGUE	GP	G	A	PTS	PIM	GP	G	A	PTS	PIM
2010-11	Little Caesars Bantam	TIEMBHL	7	0	0	0	0	-	-	-	-	-
2011-12	Honeybaked Bantam	HPMBHL	15	12	7	19	14	3	2	2	4	2
	Honeybaked Bantam	TIEMBHL	-	-	-	-	-	5	4	3	7	2
2012-13	Compuware U16	HPHL U16	88	14	32	46	22	3	0	0	0	0
2013-14	Mississauga	OHL	60	6	10	16	34	4	0	1	1	4
	Canada-Ontario	WHC-17	5	0	3	3	2	-	-	-	-	-
2014-15	Mississauga	OHL	61	10	26	36	62	-	-	-	-	-
	Canada-Red	WHC-17	5	1	3	4	4	-	-	-	-	-
2015-16	Mississauga	OHL	57	6	16	22	27	7	1	2	3	4
2016-17	Mississauga	OHL	5	3	2	5	4	-	-	-	-	-
	Windsor	OHL	58	12	20	32	20	7	0	5	5	0
	Windsor	M-Cup	-	-	-	-	-	4	0	1	1	2
2017-18	Windsor	OHL	27	4	17	21	8	-	-	-	-	-
	Kingston	OHL	23	1	25	26	4	16	4	10	14	0

STEVEN FOGARTY

CENTER

HEIGHT **6'3"** WEIGHT **210** SHOOTS **RIGHT** BORN **APR 19, 1993** BIRTHPLACE **CHAMBERSBURG, PA**

NHL CAREER: 2017-18: Was credited with two hits while making his NHL/Rangers debut on Apr. 7 at PHI.

AHL CAREER: 2017-18: Registered 20 points (nine goals, 11 assists) in 63 games with Hartford ... Established AHL career-highs in goals, shorthanded goals (two), and game-winning goals (two) ... Led the Wolf Pack in shorthanded goals and tied for third on the team in game-winning goals ... Established a single-game AHL career-high with two goals and posted a plus-two rating on Oct. 29 at Hershey. **2016-17:** Registered 20 points (seven goals, 13 assists) in 66 games with Hartford ... Led Hartford rookies in goals and ranked second among Hartford rookies in points ... Led the Wolf Pack in shootout-winning goals (two), and tied for the team lead in shootout goals (two) and shootout shooting percentage (66.7%; 2-for-3) ... Registered his first career AHL goal on Nov. 5 at Providence. **2015-16:** Tallied one assist in three games with Hartford after completing his collegiate season ... Registered his first career AHL assist/point while making his AHL debut on Apr. 1 vs. Hershey.

COLLEGE CAREER: 2015-16: Established collegiate career-highs in goals (10), assists (13), and points (23) in his senior season ... Served as the University of Notre Dame's captain for the second consecutive season ... Tied for fifth on Notre Dame in goals ... Tallied 15 points (six goals, nine assists) in 22 games against Hockey East opponents ... Registered his first career collegiate hat trick, tied a single-game collegiate career-high with four points (three goals, one assist), and recorded the game-winning goal in Notre Dame's season opener on Oct. 16 at Penn State. **2014-15:** Established collegiate career-highs in power play goals (three) and plus/minus rating (plus-eight) ... Served as Notre Dame's captain in his junior year ... Tied for second on Notre Dame – and tied for first among team forwards – in plus/minus rating ... Tied for fourth on the team in power play goals, and ranked sixth in goals (nine) and assists (12). **2013-14:** Recorded a point in two consecutive games on Oct. 18 vs. Michigan Tech and Oct. 20 vs. Michigan Tech (one goal, one assist). **2012-13:** Helped Notre Dame win the Central Collegiate Hockey Association (CCHA) Championship ... Established a collegiate career-high in game-winning goals (two).

JUNIOR A CAREER: 2011-12: Named to the British Columbia Hockey League (BCHL) All-Rookie Team and helped Penticton win the BCHL Championship ... Led the BCHL in game-winning goals (11) and tied for the league lead in shorthanded points (six) ... Registered three points (one goal, two assists) in six games with Penticton in the RBC Cup.

USHL CAREER: 2010-11: Registered two goals in six games with the Chicago Steel.

HIGH SCHOOL CAREER: 2010-11: Split the season between Edina High School in Minnesota and Team Southwest of the Upper Midwest High School Elite League (UMHSEL) ... Recorded 40 points (23 goals, 17 assists) in 24 games at Edina ... Tallied nine points (two goals, seven assists) in six playoff contests at Edina ... Registered 14 points (10 goals, four assists) in 19 games with Team Southwest and tallied seven points (two goals, five assists) in three playoff contests. **2009-10:** Recorded 30 points (18 goals, 12 assists) in 25 games at Edina ... Notched 10 points (three goals, seven assists) in six playoff contests at Edina.

CAREER TRANSACTIONS: June 25, 2011 – Selected by the Rangers in the third round, 72nd overall, of the 2011 NHL Entry Draft.

			REGULAR SEASON					PLAYOFFS				
SEASON	**TEAM**	**LEAGUE**	**GP**	**G**	**A**	**PTS**	**PIM**	**GP**	**G**	**A**	**PTS**	**PIM**
2009-10	Edina High	HS-MN	25	18	12	30	4	6	3	7	10	2
2010-11	Edina High	HS-MN	24	23	17	40	12	6	2	7	9	10
	Team Southwest	USHS	19	10	4	14	10	3	2	5	7	4
	Chicago	USHL	6	2	0	2	2	-	-	-	-	-
2011-12	Penticton	BCHL	60	33	48	81	32	15	4	4	8	12
	Penticton	RBC Cup	-	-	-	-	-	6	1	2	3	4
2012-13	Univ. of Notre Dame	NCAA	41	5	5	10	4	-	-	-	-	-
2013-14	Univ. of Notre Dame	NCAA	33	3	8	11	10	-	-	-	-	-
2014-15	Univ. of Notre Dame	NCAA	39	9	12	21	6	-	-	-	-	-
2015-16	Univ. of Notre Dame	NCAA	37	10	13	23	26	-	-	-	-	-
	Hartford	AHL	3	0	1	1	0	-	-	-	-	-
2016-17	Hartford	AHL	66	7	13	20	21	-	-	-	-	-
2017-18	**RANGERS**	**NHL**	**1**	**0**	**0**	**0**	**2**	-	-	-	-	-
	Hartford	AHL	63	9	11	20	22	-	-	-	-	-
	NHL/NYR TOTALS		**1**	**0**	**0**	**0**	**2**	-	-	-	-	-

GABRIEL FONTAINE

CENTER

HEIGHT **6'1"** WEIGHT **201** SHOOTS **LEFT** BORN **APR 30, 1997** BIRTHPLACE **SHERBROOKE, QC**

AHL CAREER: 2017-18: Registered 18 points (nine goals, nine assists) and two penalty minutes in 68 games with Hartford ... Received the Wolf Pack's Unsung Hero Award ... Was the only AHL player who skated in at least 60 games and recorded two or fewer penalty minutes ... Ranked fourth on Hartford – and led Wolf Pack rookies – in games played ... Ranked fourth among Hartford rookies in goals and points ... Made his AHL debut on Oct. 6 vs. Charlotte ... Tallied his first career AHL goal/point on Nov. 18 at Utica ... Tallied a point in six games over an eight-game span from Dec. 15 vs. Wilkes-Barre/Scranton to Jan. 5 at Providence (four goals, four assists) and posted a three-game point streak from Dec. 20 at Lehigh Valley to Dec. 23 vs. Bridgeport (two goals, two assists) ... Recorded two goals on Dec. 15 vs. Wilkes-Barre/Scranton ... Tallied two points (one goal, one assist), including his first career AHL assist, and registered his first career AHL shorthanded goal and AHL game-winning goal on Dec. 22 vs. Providence.

JUNIOR CAREER: 2016-17: Recorded 52 points (23 goals, 29 assists) and posted a plus-31 rating in 59 games with the Rouyn-Noranda Huskies of the Quebec Major Junior Hockey League (QMJHL) ... Established QMJHL career-highs in several categories, including goals, assists, points, plus/minus rating, and shots on goal (160) ... Ranked third on Rouyn-Noranda in goals, tied for fourth in points, and ranked fifth in plus/minus rating ... Represented the QMJHL All-Stars at the 2016 Canada Russia Series; recorded two points (one goal, one assist) and a plus-two rating in two games in the tournament ... Registered a QMJHL career-high five-game assist streak from Nov. 19 vs. Rimouski to Nov. 30 at Cape Breton (one goal, seven assists) ... Posted a QMJHL career-high six-game goal/point streak from Jan. 6 vs. Quebec to Jan. 20 at Sherbrooke (nine goals, three assists over the span); posted three multi-goal games and four multi-point games during the stretch ... Recorded his first career QMJHL hat trick and established a single-game QMJHL career-high with four points (three goals, one assist) on Mar. 12 vs. Val-d'Or ... Registered 11 points (six goals, five assists) and a plus-six rating in 13 playoff contests ... Established QMJHL playoff career-highs in goals and game-winning goals (four) ... Led the QMJHL in overtime goals (two) and tied for the league lead in game-winning goals in the playoffs ... Led Rouyn-Noranda in game-winning goals and overtime goals, ranked second in plus/minus rating, tied for second in goals, and ranked fifth in points in the playoffs. **2015-16:** Registered 45 points (20 goals, 25 assists) and a plus-29 rating in 63 games with Rouyn-Noranda ... Established QMJHL career-highs in games played and game-winning goals (six) ... Ranked third on Rouyn-Noranda in game-winning goals and tied for third in games played ... Recorded 16 points (five goals, 11 assists) and a plus-19 rating in 20 playoff games to help Rouyn-Noranda win the QMJHL championship ... Established QMJHL playoff career-highs in games played, assists, points, and plus/minus rating ... Led the QMJHL in plus/minus rating in the playoffs ... Registered two points (one goal, one assist) in five games during the Memorial Cup. **2014-15:** Recorded 19 points (four goals, 15 assists) in 55 games with Sherbrooke ... Tallied his first career QMJHL goal on Sept. 12 vs. Quebec ... Skated in six playoff games. **2013-14:** Registered one assist in 17 games with Sherbrooke ... Made his QMJHL debut on Sept. 13 at Blainville-Boisbriand ... Notched his first career QMJHL assist/point on Dec. 29 at Drummondville.

MIDGET CAREER: 2013-14: Registered 23 points (seven goals, 16 assists) in 22 games with the Magog Cantonniers of the Ligue de hockey Midget AAA du Quebec (QMAAA) ... Recorded 10 points (four goals, six assists) in 11 playoff games. **2012-13:** Tallied 31 points (10 goals, 21 assists) in 37 games with Magog in the QMAAA ... Notched six points (two goals, four assists) in five playoff games.

CAREER TRANSACTIONS: June 25, 2016 – Selected by the Rangers in the sixth round, 171st overall, of the 2016 NHL Entry Draft.

			REGULAR SEASON					PLAYOFFS				
SEASON	TEAM	LEAGUE	GP	G	A	PTS	PIM	GP	G	A	PTS	PIM
2012-13	Magog	QMAAA	37	10	21	31	14	5	2	4	6	2
2013-14	Magog	QMAAA	22	7	16	23	10	11	4	6	10	12
	Sherbrooke	QMJHL	17	0	1	1	6	-	-	-	-	-
2014-15	Sherbrooke	QMJHL	55	4	15	19	32	6	0	0	0	4
2015-16	Rouyn-Noranda	QMJHL	63	20	25	45	43	20	5	11	16	24
	Rouyn-Noranda	M-Cup	-	-	-	-	-	5	1	1	2	8
2016-17	Rouyn-Noranda	QMJHL	59	23	29	52	37	13	6	5	11	8
2017-18	Hartford	AHL	68	9	9	18	2	-	-	-	-	-

TIM GETTINGER

LEFT WING

HEIGHT **6'6"** WEIGHT **220** SHOOTS **LEFT** BORN **APR 14, 1998** BIRTHPLACE **CLEVELAND, OH**

JUNIOR CAREER: 2017-18: Established OHL career-highs in several categories, including games played (66), goals (33), assists (36), points (69), plus/minus rating (plus-35), power play goals (seven), shorthanded goals (five), game-winning goals (seven), and shots on goal (256) ... Tied for third in the OHL in shorthanded goals, tied for seventh in the OHL in plus/minus rating, and ranked 11th in the OHL in shots on goal ... Ranked third among OHL forwards in plus/minus rating ... Was one of four OHL players who registered 30 or more goals and posted a plus-30 rating or better ... Served as Sault Ste. Marie's captain ... Received Sault Ste. Marie's Humanitarian Award ... Led Sault Ste. Marie in shots on goal and shorthanded points (nine), tied for the team lead in shorthanded goals and shorthanded assists (four), tied for second in game-winning goals, and ranked third on the team in goals and points ... Posted a six-game goal/point streak from Jan. 13 vs. Mississauga to Jan. 28 at Saginaw (seven goals, three assists over the span) ... Established OHL playoff career-highs in several categories, including games played (24), goals (seven), assists (15), points (22), and plus/minus rating (plus-10) while helping Sault Ste. Marie advance to the OHL Championship ... Tied for seventh in the OHL in assists, tied for ninth in plus/minus rating, and tied for 10th in points in the playoffs ... Led Sault Ste. Marie in plus/minus rating, and ranked fourth on the team in assists and points in the playoffs ... Posted four consecutive multi-point games in the first four contests of the playoffs (one goal, seven assists) and in six of the first eight playoff games (two goals, 10 assists) ... Tallied two points (one goal, one assist), including the game-winning goal in overtime, and led all skaters with eight shots on goal on Apr. 6 vs. Owen Sound. **2016-17:** Registered 54 points (31 goals, 23 assists) and a plus-26 rating in 62 games with Sault Ste. Marie ... Ranked third on Sault Ste. Marie in goals and shots on goal (204), and ranked fourth on the team in plus/minus rating ... Served as an alternate captain for the second consecutive season ... Was named Sault Ste. Marie's Most Improved Player ... Tallied 30 or more goals in a season for the first time in his OHL career ... Posted four multi-goal games, including two hat tricks, and registered 13 multi-point games ... Registered a four-game goal/point streak from Jan. 6 at Kitchener to Jan. 13 vs. Mississauga (five goals, five assists over the span) ... Recorded seven points (four goals, three assists) and a plus-four rating in 11 playoff games ... Tied for the team lead in game-winning goals (one), tied for third in goals, and tied for fourth in plus/minus rating and shots on goal (28) in the playoffs. **2015-16:** Tallied 39 points (17 goals, 22 assists) in 60 games with Sault Ste. Marie ... Participated in the 2016 CHL Top Prospects Game and in the 2015 USA Hockey/CCM All-American Prospects Game ... Served as an alternate captain with Sault Ste. Marie ... Registered four points (one goal, three assists) in 12 playoff contests. **2014-15:** Recorded 25 points (10 goals, 15 assists) and a plus-10 rating in 54 games during his rookie season in the OHL with Sault Ste. Marie ... Named to the OHL First All-Rookie Team ... Made his OHL debut on Sept. 26 vs. Sarnia ... Tallied two goals, including his first career OHL goal/point, on Oct. 22 vs. Sudbury ... Notched his first career OHL assist on Oct. 24 vs. Erie ... Registered two points (one goal, one assist) and a plus-two rating in six playoff contests.

USDP CAREER: 2014-15: Registered two goals in four games with the U.S. National U17 Team.

BANTAM CAREER: 2013-14: Tallied 32 points (24 goals, eight assists) in 36 games with the Cleveland Barons U16 team in the Tier I Elite Hockey League U16 (TIEHL U16) ... Tied for third in the league in goals. **2012-13:** Registered 44 points (25 goals, 19 assists) in 29 games with the Cleveland Barons Bantam Major team in the Tier I Elite Major Bantam Hockey League (TIEBHL) ... Ranked third in the league – and led Cleveland – in goals and points. **2011-12:** Recorded two assists in 16 games with the Cleveland Barons Bantam Major team in the TIEBHL.

INTERNATIONAL CAREER: 2015: Registered four points (two goals, two assists) in four games while representing the United States at the 2015 Ivan Hlinka Memorial Tournament.

CAREER TRANSACTIONS: June 25, 2016 – Selected by the Rangers in the fifth round, 141st overall, of the 2016 NHL Entry Draft.

			REGULAR SEASON					PLAYOFFS				
SEASON	TEAM	LEAGUE	GP	G	A	PTS	PIM	GP	G	A	PTS	PIM
2011-12	Cleveland Barons	TIEBHL	16	0	2	2	2	-	-	-	-	-
2012-13	Cleveland Barons	TIEBHL	29	25	19	44	32	-	-	-	-	-
2013-14	Cleveland Barons U16	TIEBHL U16	36	24	8	32	44	-	-	-	-	-
2014-15	U.S. Nat'l U17 Team	USDP	4	2	0	2	6	-	-	-	-	-
	Sault Ste. Marie	OHL	54	10	15	25	13	6	1	1	2	2
2015-16	Sault Ste. Marie	OHL	60	17	22	39	32	12	1	3	4	0
2016-17	Sault Ste. Marie	OHL	62	31	23	54	27	11	4	3	7	0
2017-18	Sault Ste. Marie	OHL	66	33	36	69	53	24	7	15	22	4

JOHN GILMOUR

DEFENSEMAN

HEIGHT **6'0"** WEIGHT **190** SHOOTS **LEFT** BORN **MAY 17, 1993** BIRTHPLACE **MONTREAL, QC**

NHL CAREER: 2017-18: Ranked fourth on the Rangers – and led team defensemen – in shots on goal from the time he was recalled on Feb. 9 until the end of the regular season (61) ... Made his NHL debut on Feb. 9 vs. CGY ... Registered his first career NHL goal/point and tied for the game-high with five shots on goal in 18:06 of ice time on Feb. 13 at MIN ... Registered the game-winning goal in overtime, led the Rangers with five shots on goal, and posted a plus-one rating in 21:35 of ice time on Feb. 28 at VAN; became the first rookie defenseman to tally an overtime goal in franchise history ... Notched his first career NHL assist on Mar. 3 at EDM.

AHL CAREER: 2017-18: Was tied for seventh among AHL defensemen in assists (20) and points (26) at the time he was recalled by the Rangers on Feb. 9 ... Led Wolf Pack defensemen in assists and points at the time he was recalled ... Represented the Wolf Pack at the 2018 AHL All-Star Classic; won the Fastest Skater title during the AHL All-Star Skills Competition on Jan. 28 with a time of 13.663 seconds, which is the fourth-fastest time in the event's history. **2016-17:** Tied for ninth among AHL rookie defensemen in goals (six), tied for 10th among AHL rookie defensemen in assists (19), and ranked 11th among AHL rookie defensemen in points (25) ... Ranked fourth on the Wolf Pack in power play assists (eight) ... Ranked second among Hartford defensemen in shots on goal (110), and ranked third in goals, assists, and points ... Tallied his first career AHL goal, assist, and point as part of a two-point game, and posted a plus-two rating while making his AHL debut on Oct. 14 vs. St. John's.

COLLEGE CAREER: 2015-16: Established collegiate career-highs in several categories, including goals (nine), assists (14), and points (23), and tied his collegiate career-high in plus/minus rating (plus-three) ... Ranked fifth among NCAA defensemen in power play points (16), tied for fifth among NCAA defensemen in power play assists (12), and tied for eighth among NCAA defensemen in goals and power play goals (four) ... Ranked second among Providence defensemen in goals and points ... Providence posted a 23-7-4 record in games which he played, including a 13-1-3 record in games which he tallied a point. **2014-15:** Registered 11 points (four goals, seven assists) in 30 games while helping Providence win the National Championship ... Providence posted a 5-2-1 record in games which he tallied a point, including a 4-0-0 record in contests which he registered a goal ... Registered five shots on goal and posted a plus-one rating in the National Championship Game on Apr. 11 against Boston University. **2013-14:** Established a collegiate career-high in games played (39) ... Ranked third on Providence in assists (13) and tied for sixth on the team in points ... Led Providence defensemen in assists and points, and tied for second among team defensemen in goals (five) ... Established single-game collegiate career-highs with two goals and three points, and registered the game-winning goal on Oct. 11 vs. Minnesota State; named Hockey East Weekly Top Performer. **2012-13:** Established a collegiate career-high in plus/minus rating (plus-three) ... Ranked second among Providence defensemen in goals (four) and points (13), and ranked third among Providence defensemen in assists (nine) ... Registered two assists, including his first career collegiate assist/point, while making his collegiate debut on Oct. 12 vs. Sacred Heart.

USHL CAREER: 2011-12: Registered 24 points (10 goals, 14 assists) in 58 games with the Cedar Rapids RoughRiders ... Led Cedar Rapids defensemen in goals and ranked third among team defensemen in assists and points ... Tallied one assist in two playoff games.

PREP SCHOOL CAREER: 2010-11: Recorded 11 points (four goals, seven assists) in 13 games with Gilmour Academy of the Midwest Prep Hockey League (MPHL) ... Notched two assists in three playoff contests.

CAREER TRANSACTIONS: June 30, 2013 – Selected by Calgary in the seventh round, 198th overall, of the 2013 NHL Entry Draft. **August 18, 2016** – Signed by the Rangers as a free agent.

			REGULAR SEASON					PLAYOFFS				
SEASON	**TEAM**	**LEAGUE**	**GP**	**G**	**A**	**PTS**	**PIM**	**GP**	**G**	**A**	**PTS**	**PIM**
2010-11	Gilmour Academy	MPHL	13	4	7	11	8	3	0	2	2	0
2011-12	Cedar Rapids	USHL	58	10	14	24	14	2	0	1	1	0
2012-13	Providence	NCAA	38	4	9	13	35	-	-	-	-	-
2013-14	Providence	NCAA	39	5	13	18	22	-	-	-	-	-
2014-15	Providence	NCAA	30	4	7	11	10	-	-	-	-	-
2015-16	Providence	NCAA	34	9	14	23	18	-	-	-	-	-
2016-17	Hartford	AHL	76	6	19	25	18	-	-	-	-	-
2017-18	**RANGERS**	**NHL**	**28**	**2**	**3**	**5**	**14**	**-**	**-**	**-**	**-**	**-**
	Hartford	AHL	44	6	20	26	22	-	-	-	-	-
	NHL/NYR TOTALS		**28**	**2**	**3**	**5**	**14**	**-**	**-**	**-**	**-**	**-**

RYAN GROPP

LEFT WING

HEIGHT **6'3"** WEIGHT **187** SHOOTS **LEFT** BORN **SEP 16, 1996** BIRTHPLACE **KAMLOOPS, BC**

AHL CAREER: 2017-18: Registered 21 points (14 goals, seven assists) in 59 games with Hartford in his rookie season in the AHL ... Ranked fifth on Hartford in goals and power play goals (four) ... Tallied his first career AHL goal/point while making his AHL debut on Oct. 6 vs. Charlotte ... Notched his first career AHL assist on Nov. 24 at Bridgeport ... Posted a four-game point streak from Dec. 10 vs. Springfield to Dec. 20 at Lehigh Valley (two goals, two assists) ... Recorded two points (one goal, one assist), including his first career AHL game-winning goal, and posted a plus-two rating on Apr. 14 at Binghamton.

JUNIOR CAREER: 2016-17: Established WHL career-highs in goals (35), assists (49), points (84), and plus/minus rating (plus-25), and tied a WHL career-high in game-winning goals (six) ... Led Seattle in goals, points, and shorthanded assists (three), ranked second in assists and power play goals (11), tied for second in game-winning goals, and ranked fifth in plus/minus rating ... Registered a point in 27 of his final 29 regular season games, tallying 54 points (24 goals, 30 assists) over the span ... Posted a WHL career-high, 16-game point streak from Jan. 21 vs. Vancouver to Feb. 18 vs. Portland (14 goals, 21 assists), including a WHL career-high, eight-game goal streak from Feb. 3 vs. Kamloops to Feb. 14 vs. Red Deer ... Established WHL playoff career-highs in games played (16), goals (seven), assists (12), points (19), and plus/minus rating (plus-seven) while helping the Thunderbirds win the WHL Championship ... Notched one assist in three games during the Memorial Cup. **2015-16:** Established a WHL career-high in power play goals (12) and tied his WHL career-high in game-winning goals (six) ... Led Seattle in goals (34), tied for the team lead in power play goals, ranked second in points (70) and game-winning goals, and ranked third in assists (36) ... Represented the WHL in the 2015 Canada/Russia Series ... Established a WHL playoff career-high in game-winning goals (two) while helping Seattle advance to the WHL Championship. **2014-15:** Established WHL career-highs in games played (67) and game-winning goals (six) ... Led Seattle in goals (30), points (58), and game-winning goals ... Selected to play in the CHL Top Prospects Game ... Led Seattle in assists (seven) and tied for second in points (eight) in the playoffs. **2013-14:** Tied for fourth among WHL rookies in power play goals (eight), tied for fifth in goals (18), and ranked 12th in points (42).

JUNIOR A CAREER: 2013-14: Tallied eight points (three goals, five assists) in 10 games with Penticton of the British Columbia Hockey League (BCHL). **2012-13:** Established BCHL career-highs in games played (50), goals (12), assists (19), and points (31) ... Selected as the BCHL's Rookie of the Year for the Interior Conference ... Notched nine points (four goals, five assists) in 15 playoff games. **2011-12:** Tallied one goal in two contests with Penticton.

COLLEGE CAREER: 2011-12: Recorded eight points (three goals, five assists) in eight games with St. Andrew's College of the Conference of Independent Schools Athletic Association (CISAA) ... Notched two points (one goal, one assist) in two playoff games while helping St. Andrew's College with the CISAA Championship.

MIDGET CAREER: 2011-12: Tallied 51 points (21 goals, 30 assists) with Okanagan Hockey Academy.

INTERNATIONAL CAREER: 2014: Notched two points (one goal, one assist) in seven games while helping Canada earn a bronze medal at the 2014 IIHF World U18 Championship. **2013:** Recorded three points (two goals, one assist) in five games while skating with Canada-Pacific in the 2013 World U17 Hockey Challenge.

CAREER TRANSACTIONS: June 27, 2015 – Selected by the Rangers in the second round, 41st overall, of the 2015 NHL Entry Draft.

			REGULAR SEASON					PLAYOFFS				
SEASON	TEAM	LEAGUE	GP	G	A	PTS	PIM	GP	G	A	PTS	PIM
2011-12	Okanagan Hockey Academy	OMAHA	41	21	30	51	60	1	0	1	1	0
	St. Andrew's College	CISAA	8	3	5	8	20	2	1	1	2	0
	Penticton	BCHL	2	1	0	1	0	-	-	-	-	-
2012-13	Penticton	BCHL	50	12	19	31	26	15	4	5	9	4
	Canada-Pacific	WHC-17	5	2	1	3	8	-	-	-	-	-
2013-14	Penticton	BCHL	10	3	5	8	2	-	-	-	-	-
	Seattle	WHL	59	18	24	42	22	9	1	3	4	0
	Canada	WJ18	7	1	1	2	0	-	-	-	-	-
2014-15	Seattle	WHL	67	30	28	58	44	6	1	7	8	8
2015-16	Seattle	WHL	66	34	36	70	40	11	6	3	9	4
2016-17	Seattle	WHL	66	35	49	84	26	16	7	12	19	6
	Seattle	M-Cup	-	-	-	-	-	3	0	1	1	0
2017-18	Hartford	AHL	59	14	7	21	14	-	-	-	-	-

LIBOR HAJEK

DEFENSEMAN

HEIGHT **6'2"** WEIGHT **204** SHOOTS **LEFT** BORN **FEB 4, 1998** BIRTHPLACE **SMRCEK, CZECH REPUBLIC**

AHL CAREER: 2016-17: Registered one goal and posted a plus-four rating in eight games with Syracuse following the conclusion of his junior season ... Tallied his first career AHL goal/point on Mar. 29 at Binghamton.

JUNIOR CAREER: 2017-18: Split the season between Saskatoon and Regina; registered 12 goals and 27 assists for 39 points in 58 games ... Established WHL career-highs in several categories, including goals, assists, and points ... Tied for 15th among WHL defensemen in goals ... Tallied three points (one goal, two assists) in five games in the 2018 Memorial Cup; helped Regina advance to the Memorial Cup Final ... Ranked second among Regina defensemen in points during the Memorial Cup. **2016-17:** Registered 26 points (four goals, 22 assists) in 65 games with Saskatoon ... Served as an alternate captain with Saskatoon ... Ranked second on the team in penalty minutes (81) and tied for fifth in assists. **2015-16:** Registered 26 points (three goals, 23 assists) in 69 games with Saskatoon during his rookie season in the WHL ... Participated in the CHL Top Prospects Game ... Ranked fifth among WHL rookie defensemen in assists and tied for fifth among WHL rookie defensemen in points.

EUROPEAN CAREER: 2014-15: Split the season between HC Kometa Brno in Czech Extraliga, HC Kometa Brno's U20 team, and HC Kometa Brno's U18 team ... Registered one assist in 17 games in Czech Extraliga ... Was one of three players younger than 17 years old who played at least one game in Czech Extraliga during the season ... Skated in seven playoff games and helped HC Kometa Brno earn a bronze medal in the playoffs ... Recorded 10 points (one goal, nine assists) in 44 games with Brno's U20 team. **2013-14:** Registered 18 points (four goals, 14 assists) and a plus-12 rating in 32 games with Brno's U18 team ... Tallied one assist and posted a plus-three rating in 13 games with Brno's U20 team. **2012-13:** Registered four points (one goal, three assists) and a plus-35 rating in 43 games with Brno's U18 team ... Posted a plus-five rating in five playoff games while helping Brno's U16 team win the league championship. **2011-12:** Recorded 10 points (four goals, six assists) and a plus-34 rating in 32 games with Brno's U16 team. **2010-11:** Tallied one assist and posted a plus-six rating in three games with Brno's U16 team.

INTERNATIONAL CAREER: 2018: Registered eight points (one goal, seven assists) in seven games while representing the Czech Republic at the 2018 IIHF World Junior Championship ... Led all defensemen in the tournament in assists and tied for first among all defensemen in the tournament in points. **2016:** Notched two assists in five games at the 2016 IIHF U18 World Championship. **2015:** Tallied one assist in four games at the 2015 Ivan Hlinka Memorial Tournament ... Registered one goal in five games at the 2015 IIHF U18 World Championship. **2014:** Notched one assist in five games while helping the Czech Republic earn a silver medal at the 2014 Ivan Hlinka Memorial Tournament ... Recorded one assist in five games at the 2014 World U17 Hockey Challenge.

CAREER TRANSACTIONS: June 25, 2016 – Selected by Tampa Bay in the second round, 37th overall, of the 2016 NHL Entry Draft. **February 26, 2018 –** Acquired by the Rangers, along with Vladislav Namestnikov, Brett Howden, a first-round pick in the 2018 NHL Entry Draft (Nils Lundkvist), and a conditional first-round pick in the 2019 NHL Entry Draft, in exchange for Ryan McDonagh and J.T. Miller.

			REGULAR SEASON					PLAYOFFS				
SEASON	TEAM	LEAGUE	GP	G	A	PTS	PIM	GP	G	A	PTS	PIM
2010-11	HC Kometa Brno U16	CZE-U16	3	0	1	1	2	-	-	-	-	-
2011-12	HC Kometa Brno U18	CZE-U18	2	0	0	0	0	-	-	-	-	-
	HC Kometa Brno U16	CZE-U16	32	4	6	10	12	-	-	-	-	-
2012-13	HC Kometa Brno U18	CZE-U18	43	1	3	4	57	3	0	1	1	0
	HC Kometa Brno U16	CZE-U16	4	0	1	1	2	5	0	0	0	0
2013-14	HC Kometa Brno U20	CZE-U20	13	0	1	1	10	-	-	-	-	-
	HC Kometa Brno U18	CZE-U18	32	4	14	18	24	10	0	7	7	8
	Czech Republic	WHC-17	5	0	1	1	4	-	-	-	-	-
2014-15	HC Kometa Brno	Czech	17	0	1	1	2	7	0	0	0	0
	HC Kometa Brno U20	CZE-U20	44	1	9	10	62	1	0	0	0	0
	HC Kometa Brno U18	CZE-U18	2	1	2	3	4	-	-	-	-	-
	Czech Republic	WJC-18	5	1	0	1	4	-	-	-	-	-
2015-16	Saskatoon	WHL	69	3	23	26	76	-	-	-	-	-
	Czech Republic	WJC-18	5	0	2	2	6	-	-	-	-	-
2016-17	Saskatoon	WHL	65	4	22	26	81	-	-	-	-	-
	Syracuse	AHL	8	1	0	1	4	-	-	-	-	-
2017-18	Saskatoon	WHL	33	8	17	25	26	-	-	-	-	-
	Regina	WHL	25	4	10	14	4	4	1	0	1	12
	Regina	M-Cup	-	-	-	-	-	5	1	2	3	2
	Czech Republic	WJC	7	1	7	8	6	-	-	-	-	-

BRANDON HALVERSON

GOALTENDER

HEIGHT **6'4"** WEIGHT **210** CATCHES **LEFT** BORN **MAR 29, 1996** BIRTHPLACE **TRAVERSE CITY, MI**

NHL CAREER: 2017-18: Appeared in one game with the Rangers ... Made five saves after entering the game in relief while making his NHL/Rangers debut on Feb. 17 at OTT; became the first player to wear jersey No. 75 in a regular season game with the Rangers in franchise history.

AHL CAREER: 2017-18: Appeared in five games with Hartford ... Made 30 or more saves in four of his five appearances with the Wolf Pack ... Stopped 31 of 33 shots he faced and earned a win in his first AHL appearance of the season on Feb. 10 at Hershey. **2016-17:** Made his AHL debut on Nov. 11 at Rochester ... Stopped 25 of 27 shots he faced to earn his first career AHL win on Nov. 16 vs. Springfield ... Made a season-high, 42 saves and earned a win on Feb. 17 at Lehigh Valley.

ECHL CAREER: 2017-18: Appeared in 24 games with Greenville ... Made at least 30 saves in 16 of his 24 appearances ... Stopped 44 of 45 shots he faced and earned a win on Nov. 17 vs. Orlando; established a single-game ECHL career-high in saves. **2016-17:** Made 31 saves while making his ECHL debut on Oct. 14 at Florida ... Stopped all 27 shots he faced to earn his first career ECHL win/shutout on Oct. 19 at Norfolk.

JUNIOR CAREER: 2015-16: Posted a .907 SV% (1,228 saves on 1,354 shots); registered a SV% of .900 or better for the third consecutive season ... Established OHL playoff career-highs in SV% (.905) and saves (379) ... Ranked fifth in the OHL (min. three appearances) in SV% in the playoffs ... Ranked fourth in the OHL in saves and ranked fifth in wins (five) in the playoffs. **2014-15:** Established OHL career-bests in appearances (50), wins (40), GAA (2.63), SV% (.913), and SO (six) ... Became the first Rangers draft pick in franchise history to earn at least 40 wins in one season of junior hockey ... Led the OHL in wins, tied for the league lead in SO, ranked third in GAA, and ranked seventh in SV% ... Established OHL playoff career-highs in appearances (14), wins (10), GAA (2.94), and SO (one) ... Tied for second in the OHL in SO and tied for third in wins in the playoffs. **2013-14:** Ranked second among OHL rookie goaltenders in GAA (2.96), SV% (.904), and SO (two), and ranked third in wins (12) ... Stopped all 32 shots he faced to earn his first career OHL win and first career OHL shutout in his OHL debut on Oct. 5 at Belleville.

MIDGET CAREER: 2012-13: Posted a 9-9-2 record, along with a 2.88 GAA and a .906 SV% in 21 appearances with Oakland of the Tier I Midwest Elite Hockey League (TIEHL) ... Posted a 2-1 record, along with a 1.46 GAA and a .953 SV% in four playoff appearances. **2011-12:** Appeared in 20 games with the Detroit Little Caesars of the High Performance Hockey League (HPHL). **2010-11:** Made 22 appearances with Detroit Victory Honda of the Tier I Midwest Elite Hockey League (TIEHL) and three appearances with Detroit Victory Honda in Midget Minor Hockey.

INTERNATIONAL CAREER: 2016: Posted a 1-0 record, along with a 0.65 GAA and a .973 SV% in two appearances while helping the United States earn a bronze medal at the 2016 IIHF World Junior Championship ... Stopped 36 of 37 shots he faced in the tournament. **2015:** Posted a 1-0 record, along with a 0.00 GAA, a 1.000 SV%, and 1 SO in one appearance while representing the United States at the 2015 IIHF World Junior Championship.

CAREER TRANSACTIONS: June 28, 2014 – Selected by the Rangers in the second round, 59th overall, of the 2014 NHL Entry Draft.

			REGULAR SEASON							PLAYOFFS					
SEASON	TEAM	LEAGUE	GP	W	L	T/OT	SO	GAA	SV%	GP	W	L	SO	GAA	SV%
2010-11	Detroit Victory Honda	TIEHL	22	4	10	6	1	3.11	.873	-	-	-	-	-	-
	Detroit Victory Honda	Minor-MI	3	1	2	0	1	3.00	-	-	-	-	-	-	-
2011-12	Detroit Little Caesars	HPHL	20	6	10	2	1	3.09	.897	-	-	-	-	-	-
2012-13	Oakland Jr. U18	TIEHL	21	9	9	2	0	2.88	.906	4	2	1	0	1.46	.953
2013-14	Sault Ste. Marie	OHL	19	12	6	1	2	2.96	.904	-	-	-	-	-	-
2014-15	Sault Ste. Marie	OHL	50	40	5	2	6	2.63	.913	14	10	4	1	2.94	.893
	United States	WJC	1	1	0	0	1	0.00	1.000	-	-	-	-	-	-
2015-16	Sault Ste. Marie	OHL	43	20	17	4	0	3.00	.907	12	5	7	0	3.23	.905
	United States	WJC	2	1	0	0	0	0.65	.973	-	-	-	-	-	-
2016-17	Hartford	AHL	26	9	16	0	0	3.45	.887	-	-	-	-	-	-
	Greenville	ECHL	9	4	5	0	1	3.43	.897	-	-	-	-	-	-
2017-18	**RANGERS**	**NHL**	**1**	**0**	**0**	**0**	**0**	**4.78**	**.833**	**-**	**-**	**-**	**-**	**-**	**-**
	Hartford	AHL	5	1	4	0	0	3.42	.906	-	-	-	-	-	-
	Greenville	ECHL	24	8	11	3	0	3.74	.902	-	-	-	-	-	-
	NHL/NYR TOTALS		**1**	**0**	**0**	**0**	**0**	**4.78**	**.833**	**-**	**-**	**-**	**-**	**-**	**-**

BRETT HOWDEN

CENTER

HEIGHT **6'3"** WEIGHT **195** SHOOTS **LEFT** BORN **MAR 29, 1998** BIRTHPLACE **CALGARY, AB**

AHL CAREER: 2016-17: Registered four points (three goals, one assist) in five games with Syracuse ... Made his AHL debut on Apr. 7 at Binghamton ... Tallied his first career AHL goal/point while skating in his second career AHL game on Apr. 8 vs. Albany ... Notched his first career AHL assist on Apr. 12 at Utica ... Recorded two assists in three playoff contests ... Tallied his first career AHL playoff assist/point in his AHL playoff debut on Apr. 21 at St. John's.

JUNIOR CAREER: 2017-18: Established WHL career-highs in assists (51), points per game (1.53), plus/minus rating (plus-28), and game-winning goals (five) ... Ranked 12th in the WHL in points per game ... Served as Moose Jaw's captain for the second consecutive season ... Represented the WHL All-Stars in the 2017 Canada Russia Series; tallied two points (one goal, one assist) in one game during the series ... Posted 24 multi-point games, including 11 three-point games ... Tallied five points (three goals, two assists) and posted a plus-six rating on Jan. 12 vs. Edmonton ... Established WHL playoff career-highs in games played (14) and goals (seven), and tied his playoff career-high in points (15) ... Ranked second on Moose Jaw in goals and points, and ranked third on the team in assists in the playoffs (eight) ... Six of his seven goals in the playoffs either gave Moose Jaw the lead or tied the game, and four of his seven playoff goals were scored in either the third period or overtime. **2016-17:** Established WHL career-highs in goals (38), points (81), and power play goals (10) ... Ranked 13th in the WHL in goals ... Tied for the team lead in power play goals, ranked second on Moose Jaw in goals and points, ranked third in assists (43) and plus/minus rating (plus-14), and tied for fourth in game-winning goals (four) ... Recorded three points (two goals, one assist) in seven playoff games. **2015-16:** Registered 64 points (24 goals, 40 assists) in 68 games with Moose Jaw ... Participated in the CHL Top Prospects Game ... Ranked fourth on Moose Jaw in goals and points, and ranked fifth on the team in assists ... Registered 15 points (four goals, 11 assists) in 10 playoff games; established WHL playoff career-highs in assists and points ... Led Moose Jaw in assists and tied for third on the team in points in the playoffs. **2014-15:** Recorded 46 points (22 goals, 24 assists) in 68 games during his rookie season in the WHL with Moose Jaw ... Ranked third among WHL rookies in goals and ranked fifth among WHL rookies in points.

MIDGET CAREER: 2013-14: Registered 58 points (24 goals, 34 assists) in 38 games with the Eastman Selects Midget AAA team in the Manitoba AAA Midget Hockey League (MMHL) ... Named to the MMHL First All-Star Team ... Recorded 14 points (five goals, nine assists) in 12 playoff games. **2012-13:** Recorded 24 points (11 goals, 13 assists) in 30 games with the Eastman Selects Midget AAA team.

INTERNATIONAL CAREER: 2018: Registered seven points (three goals, four assists) and a plus-nine rating in seven games while helping Canada earn a gold medal at the 2018 IIHF World Junior Championship. **2016:** Tallied eight points (five goals, three assists) in six games at the 2016 IIHF U18 World Championship ... Was named one of the Top Three Players on his Team in the tournament. **2015:** Tallied one assist in five games while helping Canada earn a gold medal at the 2015 Ivan Hlinka Memorial Tournament ... Served as Canada's captain in the tournament ... Recorded three points (two goals, one assist) in three games while helping Canada earn a bronze medal at the 2015 IIHF U18 World Championship. **2014:** Tallied three points (two goals, one assist) in five games as a member of the Canada-White team at the 2014 World U17 Hockey Challenge.

CAREER TRANSACTIONS: June 24, 2016 – Selected by Tampa Bay in the first round, 27th overall, of the 2016 NHL Entry Draft. **February 26, 2018 –** Acquired by the Rangers, along with Vladislav Namestnikov, Libor Hajek, a first-round pick in the 2018 NHL Entry Draft (Nils Lundkvist), and a conditional first-round pick in the 2019 NHL Entry Draft, in exchange for Ryan McDonagh and J.T. Miller.

			REGULAR SEASON					PLAYOFFS				
SEASON	TEAM	LEAGUE	GP	G	A	PTS	PIM	GP	G	A	PTS	PIM
2012-13	Eastman Selects	MMHL	30	11	13	24	16	-	-	-	-	-
2013-14	Moose Jaw	WHL	5	1	0	1	2	-	-	-	-	-
	Eastman Selects	MMHL	38	24	34	58	38	12	5	9	14	20
2014-15	Moose Jaw	WHL	68	22	24	46	24	-	-	-	-	-
	Canada	WJC-18	3	2	1	3	0	-	-	-	-	-
	Canada-White	WHC-17	5	2	1	3	4	-	-	-	-	-
2015-16	Moose Jaw	WHL	68	24	40	64	61	10	4	11	15	4
	Canada	WJC-18	6	5	3	8	8	-	-	-	-	-
2016-17	Moose Jaw	WHL	58	38	43	81	73	7	2	1	3	12
	Syracuse	AHL	5	3	1	4	2	3	0	2	2	0
2017-18	Moose Jaw	WHL	49	24	51	75	42	14	7	8	15	8
	Canada	WJC	7	3	4	7	4	-	-	-	-	-

DAWSON LEEDAHL

LEFT WING

HEIGHT **6'1"** WEIGHT **197** SHOOTS **LEFT** BORN **MAR 19, 1996** BIRTHPLACE **SASKATOON, SK**

AHL CAREER: 2017-18: Registered eight points (two goals, six assists) in 38 games with Hartford ... Posted a plus-two rating while making his AHL debut on Dec. 1 at Rochester ... Recorded a point in five games over a seven-game span from Dec. 8 at Providence to Dec. 22 vs. Providence (one goal, four assists) ... Notched his first career AHL assist/point on Dec. 8 at Providence ... Registered his first career AHL goal on Dec. 10 vs. Springfield.

ECHL CAREER: 2017-18: Registered 21 points (nine goals, 12 assists) and a plus-seven rating in 24 games with Greenville ... Ranked fourth on Greenville in plus/minus rating and ranked fifth on the team (min. five games played) in points per game (0.88) ... Tallied his first career ECHL assist/point while making his ECHL debut on Oct. 13 vs. Wheeling ... Posted a four-game assist/point streak from Oct. 20 at South Carolina to Oct. 28 at Manchester (two goals, four assists) ... Recorded three points (two goals, one assist), including his first career ECHL goal, on Oct. 24 at Adirondack ... Posted a five-game point streak from Nov. 17 vs. Orlando to Nov. 24 at Colorado (four goals, four assists), including a four-game goal streak from Nov. 17 vs. Orlando to Nov. 22 at Colorado.

JUNIOR CAREER: 2016-17: Established WHL career-highs in several categories, including games played (71), goals (35), assists (54), points (89), plus/minus rating (plus-45), and penalty minutes (121) ... Was the only WHL player who registered at least 30 goals, 100 penalty minutes, and a plus-40 rating ... Tied for sixth in the WHL in plus/minus rating and tied for 12th in the league in points ... Led Regina in penalty minutes, ranked third in points, tied for third in goals and assists, and ranked fifth in plus/minus rating ... Posted a six-game point streak over the first six games of the season from Sept. 23 vs. Prince Albert to Oct. 8 vs. Brandon (two goals, six assists over the span) ... Established a single-game WHL career-high with five points (two goals, three assists) and posted a plus-four rating on Dec. 9 vs. Swift Current ... Established WHL playoff career-highs in several categories, including games played (23), goals (12), assists (13), points (25), and plus/minus rating (plus-10), while helping the Pats advance to the WHL Championship ... Tied for third in the WHL in goals, tied for fifth in points, tied for eighth in assists and plus/minus rating, and tied for second in penalty minutes in the playoffs. **2015-16:** Served as Everett's captain ... Led Everett in plus/minus rating (plus-16), tied for fourth in power play goals (four), ranked fifth in points per game (0.56), and ranked sixth in goals (12) ... Tied for third on Everett in goals (three) and tied for fourth on the team in points (five) in the playoffs ... Registered two goals on Mar. 25 vs. Portland. **2014-15:** Posted a four-game point streak from Dec. 28 at Tri-City to Jan. 3 at Saskatoon (two goals, two assists) ... Recorded three points (two goals, one assist) on Jan. 9 at Moose Jaw ... Tallied two assists in four playoff contests. **2013-14:** Ranked sixth on Everett in assists (24) ... Recorded three points (two goals, one assist) in his first game of the season on Sept. 21 vs. Prince George ... Notched two assists on Oct. 25 at Vancouver ... Registered two assists in five playoff games. **2012-13:** Recorded nine points (three goals, six assists) in 56 games with Everett ... Made his WHL debut on Sept. 22 vs. Prince George ... Recorded his first career WHL assist/point on Nov. 7 vs. Red Deer ... Tallied his first career WHL goal on Nov. 25 vs. Kelowna ... Registered two points (one goal, one assist) and posted a plus-two rating on Dec. 4 at Portland ... Tied for third on Everett in goals (two) and tied for fourth in points (three) in the playoffs ... Notched his first career WHL playoff assist/point while making his WHL playoff debut on Mar. 22 at Portland ... Registered two goals, including his first career WHL playoff goal, on Mar. 27 vs. Portland.

MIDGET CAREER: 2011-12: Registered 32 points (11 goals, 21 assists) in 42 games with the Saskatoon Contacts of the Saskatchewan Midget AAA Hockey League (SMHL) ... Tied for fifth on the team in assists ... Tallied 13 points (four goals, nine assists) in 13 playoff games while helping Saskatoon win the SMHL Championship ... Ranked second in the SMHL in assists and tied for second in the league in points in the playoffs. **2010-11:** Recorded two points (one goal, one assist) in six games with the Saskatoon Contacts.

CAREER TRANSACTIONS: May 8, 2017 – Signed by the Rangers as an undrafted free agent.

			REGULAR SEASON					PLAYOFFS				
SEASON	TEAM	LEAGUE	GP	G	A	PTS	PIM	GP	G	A	PTS	PIM
2010-11	Saskatoon	SMHL	6	1	1	2	6	-	-	-	-	-
2011-12	Saskatoon	SMHL	42	11	21	32	64	13	4	9	13	24
2012-13	Everett	WHL	56	3	6	9	34	6	2	1	3	4
2013-14	Everett	WHL	70	8	24	32	66	5	0	2	2	8
2014-15	Everett	WHL	52	14	19	33	68	4	0	2	2	11
2015-16	Everett	WHL	48	12	15	27	78	8	3	2	5	27
2016-17	Regina	WHL	71	35	54	89	121	23	12	13	25	34
2017-18	Hartford	AHL	38	2	6	8	35	-	-	-	-	-
	Greenville	ECHL	24	9	12	21	22	-	-	-	-	-

VINNI LETTIERI

CENTER

HEIGHT **5'11"** WEIGHT **191** SHOOTS **RIGHT** BORN **FEB 6, 1995** BIRTHPLACE **EXCELSIOR, MN**

NHL CAREER: 2017-18: Registered five points (one goal, four assists) in 19 games with the Rangers ... Tallied his first career NHL goal/point and recorded three shots on goal while making his NHL debut on Dec. 29 at DET; became the first Ranger to register a goal in his NHL debut since Stepan (Oct. 9, 2010 at BUF) ... Tallied his first career NHL assist and posted a plus-one rating on Jan. 7 at VGK.

AHL CAREER: 2017-18: Recorded 36 points (23 goals, 13 assists) in 55 games with Hartford ... Tied for fifth among AHL rookies in goals and tied for sixth among AHL rookies in power play goals (nine) ... Led Hartford in goals and power play goals, and ranked third in points and shots on goal (142) ... Recorded two points (one goal, one assist), including his first career AHL goal, on Oct. 14 at Springfield ... Posted a five-game point streak from Mar. 17 at Wilkes-Barre/Scranton to Mar. 28 vs. Springfield (five goals, one assist); notched a goal in four of the five games. **2016-17:** Registered one assist in nine games with Hartford ... Notched his first career AHL assist/point on Apr. 9 at Bridgeport.

COLLEGE CAREER: 2016-17: Established collegiate career-highs in games played (38), goals (19), points (37), and plus/minus rating (plus-seven) ... Named as an honorable mention to the All-Big Ten Team and he was a recipient of the Big Ten Sportsmanship Award ... Ranked second on the team in goals, tied for second in shots on goal (132), and ranked third in points while helping the University of Minnesota win the Big Ten Regular Season Championship for the fourth consecutive season. **2015-16:** Established a collegiate career-high in assists (19) ... Ranked third on the University of Minnesota in assists, ranked sixth in points (26) and shots on goal (90), and tied for sixth in goals (seven) while helping the Gophers win the Big Ten Regular Season Championship for the third consecutive season. **2014-15:** Registered 12 points (nine goals, three assists) and a plus-six rating in 37 games while helping the University of Minnesota win the Big Ten Regular Season Championship for the second consecutive season, as well as the Big Ten Tournament Championship. **2013-14:** Helped the University of Minnesota win the Big Ten Regular Season Championship ... Tallied his first career collegiate goal/point on Oct. 12 vs. New Hampshire.

USDP CAREER: 2012-13: Tallied four points (two goals, two assists) in two games with the U.S. National U18 Team as part of the U.S. National Team Development Program (USNTDP).

USHL CAREER: 2012-13: Established USHL career-highs in games played (61), goals (28), assists (28), and points (56) ... Named to the USHL All-Rookie Team and was selected to play in the 2013 USHL/NHL Top Prospects Game. **2011-12:** Tallied eight points (four goals, four assists) in 15 games with Lincoln.

HIGH SCHOOL CAREER: 2011-12: Registered 58 points (22 goals, 36 assists) in 25 games with Minnetonka High School ... Led Minnetonka in assists and points ... Recorded two points (one goal, one assist) in three section playoff games ... Tallied 27 points (14 goals, 13 assists) in 21 games with Team Southwest in the Upper Midwest High School Elite League. **2010-11:** Recorded 37 points (15 goals, 22 assists) in 25 games with Minnetonka High School.

INTERNATIONAL CAREER: 2012: Registered four points (two goals, two assists) in four games while representing the United States at the 2012 Ivan Hlinka Memorial Tournament.

CAREER TRANSACTIONS: March 27, 2017 – Signed by the Rangers as an undrafted free agent.

			REGULAR SEASON					PLAYOFFS				
SEASON	**TEAM**	**LEAGUE**	**GP**	**G**	**A**	**PTS**	**PIM**	**GP**	**G**	**A**	**PTS**	**PIM**
2010-11	Minnetonka High	HS-MN	25	15	22	37	12	2	2	1	3	2
2011-12	Minnetonka High	HS-MN	25	22	36	58	24	3	1	1	2	0
	Team Southwest	HS-MN	21	14	13	27	11	3	2	0	2	2
	Lincoln	USHL	15	4	4	8	14	7	0	1	1	0
2012-13	Lincoln	USHL	61	28	28	56	35	5	1	2	3	0
	U.S. Nat'l U18 Team	USDP	2	2	2	4	2	-	-	-	-	-
2013-14	Univ. of Minnesota	NCAA	37	2	6	8	8	-	-	-	-	-
2014-15	Univ. of Minnesota	NCAA	37	9	3	12	14	-	-	-	-	-
2015-16	Univ. of Minnesota	NCAA	37	7	19	26	18	-	-	-	-	-
2016-17	Univ. of Minnesota	NCAA	38	19	18	37	36	-	-	-	-	-
	Hartford	AHL	9	0	1	1	4	-	-	-	-	-
2017-18	**RANGERS**	**NHL**	**19**	**1**	**4**	**5**	**0**	**-**	**-**	**-**	**-**	**-**
	Hartford	AHL	55	23	13	36	31	-	-	-	-	-
	NHL/NYR TOTALS		**19**	**1**	**4**	**5**	**0**	**-**	**-**	**-**	**-**	**-**

RYAN LINDGREN

DEFENSEMAN

HEIGHT **6'0"** WEIGHT **201** SHOOTS **LEFT** BORN **FEB 11, 1998** BIRTHPLACE **BURNSVILLE, MN**

AHL CAREER: 2017-18: Registered four points (two goals, two assists) and posted a plus-four rating in 10 games with Hartford following the conclusion of his collegiate season ... Made his AHL debut on Mar. 24 vs. Hershey ... Tallied two points (one goal, one assist), including his first career AHL goal, assist, and point, and recorded his first career AHL game-winning goal while skating in his second career AHL game on Mar. 25 at Hershey.

COLLEGE CAREER: 2017-18: Established collegiate career-highs in several categories, including games played (35), goals (two), assists (seven), and points (nine) ... Named an Honorable Mention for the Big Ten All-Star Team for the second consecutive season ... Served as an alternate captain for the University of Minnesota in his sophomore year ... Recorded a point in three games over a four-game span from Nov. 3 vs. Michigan State to Nov. 11 at Michigan (two goals, one assist) ... Registered two assists on Jan. 12 vs. Michigan ... Tallied a power play assist/point in each of Minnesota's two games against Penn State in the Big Ten Quarterfinals. **2016-17:** Established collegiate career-highs in plus/minus rating (plus-nine) and penalty minutes (65) ... Named to the Big Ten All-Rookie Team and was named an Honorable Mention for the Big Ten All-Star Team ... Helped the University of Minnesota win the Big Ten Regular Season Championship ... Led the University of Minnesota in penalty minutes and tied for sixth on the team in plus/minus rating ... Posted a plus-two rating while making his collegiate debut on Oct. 7 at Alaska Anchorage ... Tallied his first career collegiate assist/point on Nov. 25 at Northeastern ... Recorded two points (one goal, one assist), including his first career collegiate goal, on Dec. 3 vs. Ohio State.

USDP CAREER: 2015-16: Registered 25 points (six goals, 19 assists) in 61 regular season games with the U.S. National U18 Team ... Served as the captain of the U.S. National U18 Team ... Recorded 12 points (four goals, eight assists) in 25 United States Hockey League (USHL) contests with Team USA. **2014-15:** Recorded 19 points (three goals, 16 assists) and 85 penalty minutes in 55 games with the U.S. National U17 Team ... Served as the captain of the U.S. National U17 Team ... Registered 13 points (three goals, 10 assists) in 35 USHL games with Team USA.

HIGH SCHOOL CAREER: 2013-14: Registered 15 points (three goals, 12 assists) and 80 penalty minutes in 51 games in his third season with Shattuck-St. Mary's ... Helped Shattuck-St. Mary's capture the 2014 Tier I Boys 18 and Under National Championship. **2012-13:** Tallied 88 points (24 goals, 64 assists) in 55 games with Shattuck-St. Mary's. **2011-12:** Recorded 69 points (18 goals, 51 assists) in 74 games with Shattuck-St. Mary's.

INTERNATIONAL CAREER: 2018: Tallied one assist in seven games while helping the United States earn a bronze medal at the 2018 IIHF World Junior Championship ... Served as an alternate captain in the tournament. **2017:** Registered one assist and posted a plus-four rating in seven games while helping the United States capture a gold medal at the 2017 IIHF World Junior Championship. **2016:** Recorded five points (two goals, three assists) and posted a plus-five rating in seven games while helping the United States earn a bronze medal at the 2016 IIHF U18 World Championship ... Served as Team USA's captain in the tournament. **2014:** Tallied one assist in six games while helping the United States earn a silver medal at the 2014 World U17 Hockey Challenge ... Served as Team USA's captain in the tournament.

CAREER TRANSACTIONS: June 25, 2016 – Selected by Boston in the second round, 49th overall, of the 2016 NHL Entry Draft. **February 25, 2018 –** Acquired by the Rangers, along with Ryan Spooner, Matt Beleskey, a first-round pick in the 2018 NHL Entry Draft (later traded), and a seventh-round pick in the 2019 NHL Entry Draft (later traded), in exchange for Rick Nash.

			REGULAR SEASON					PLAYOFFS				
SEASON	TEAM	LEAGUE	GP	G	A	PTS	PIM	GP	G	A	PTS	PIM
2011-12	Shattuck-St. Mary's	USHS	74	18	51	69	65	-	-	-	-	-
2012-13	Shattuck-St. Mary's	USHS	55	24	64	88	68	-	-	-	-	-
2013-14	Shattuck-St. Mary's	USHS	51	3	12	15	80	-	-	-	-	-
2014-15	U.S. National U17 Team	USDP	55	3	16	19	85	-	-	-	-	-
	Team USA	USHL	35	3	10	13	65	-	-	-	-	-
	United States	WHC-17	6	0	1	1	4	-	-	-	-	-
2015-16	U.S. National U18 Team	USDP	61	6	19	25	60	-	-	-	-	-
	Team USA	USHL	25	4	8	12	16	-	-	-	-	-
	United States	WJC-18	7	2	3	5	4	-	-	-	-	-
2016-17	Univ. of Minnesota	NCAA	32	1	6	7	65	-	-	-	-	-
	United States	WJC	7	0	1	1	0	-	-	-	-	-
2017-18	Univ. of Minnesota	NCAA	35	2	7	9	51	-	-	-	-	-
	Hartford	AHL	10	2	2	4	23	-	-	-	-	-
	United States	WJC	7	0	1	1	2	-	-	-	-	-

MICHAEL LINDQVIST

LEFT WING

HEIGHT **5'11"** WEIGHT **175** SHOOTS **RIGHT** BORN **SEP 12, 1994** BIRTHPLACE **DANDERYD, SWEDEN**

EUROPEAN CAREER: 2017-18: Registered 34 points (20 goals, 14 assists) and posted a plus-three rating in 33 games with Färjestad BK of the Swedish Hockey League (SHL) ... Established SHL career-highs in several categories, including goals, assists, points, and plus/minus rating ... Ranked second in the SHL in power play goals (10), ranked sixth in the league in points per game (1.03), tied for sixth in the SHL in goals, and tied for 15th in the league in points ... Ranked first in goals per game among SHL players who skated in at least 20 games (0.61) ... Ranked second in points per game, tied for third in goals, and tied for fourth in points among SHL players younger than 24 years old ... Led Färjestad in points per game and power play goals, tied for the team lead in game-winning goals (four), ranked second on the team in goals, and tied for third in points ... Posted a six-game point streak over the first six games of the season from Sept. 16 against Linkoping to Oct. 5 against Malmo ... Registered a hat trick on Nov. 23 against Orebro ... Tallied three points (two goals, one assist) in two playoff contests. **2016-17:** Tallied 39 points (17 goals, 22 assists) and posted a plus-18 rating in 51 games with AIK in Allsvenskan (Sweden's second-highest pro hockey league) ... Established Allsvenskan career-highs in several categories, including games played, goals, assists, and points ... Tied for sixth in Allsvenskan in plus/minus rating ... Led AIK in several categories, including goals, assists, points, shots on goal (123), and plus/minus rating ... Served as an alternate captain with AIK ... Tied for fifth among players younger than 23 years old in Allsvenskan in assists, and ranked eighth among players younger than 23 years old in Allsvenskan in goals and points ... Registered nine points (five goals, four assists) and a plus-four rating in seven qualification games. **2015-16:** Recorded 25 points (10 goals, 15 assists) and a plus-12 rating in 49 games with AIK in Allsvenskan ... Ranked fifth on the team in plus/minus rating and ranked sixth on the team in goals ... Tallied six points (two goals, four assists) in 10 qualification games; tied for the team lead in assists and points in qualification games. **2014-15:** Registered 16 points (five goals, 11 assists) and a plus-four rating in 43 games with AIK in Allsvenskan ... Served as an alternate captain with AIK ... Tallied two assists in eight games as part of Kvalserien ... Tallied one goal in one game with AIK's junior (U20) team in SuperElit. **2013-14:** Split the season between AIK in the SHL and AIK's junior team in SuperElit ... Registered 10 points (three goals, seven assists) in 45 SHL contests ... Tallied his first career SHL assist/point on Nov. 12 against HV71 ... Registered his first career SHL goal on Dec. 3 against Linkoping ... Notched one assist in four games as part of Kvalserien ... Recorded 17 points (seven goals, 10 assists) and a plus-six rating in 15 games in SuperElit. **2012-13:** Registered 26 points (16 goals, 10 assists) and a plus-14 rating in 25 games with AIK's junior team in SuperElit ... Ranked third on the team in goals and led the team in goals per game (0.64) ... Skated in three playoff contests in SuperElit ... Skated in three SHL games with AIK ... Made his SHL debut on Oct. 2 against Rogle. **2011-12:** Tallied 36 points (17 goals, 19 assists) and posted a plus-21 rating in 35 games with AIK's U18 team. **2010-11:** Recorded 37 points (eight goals, 29 assists) in 37 games with AIK's U18 team ... Notched two assists in three playoff contests. **2009-10:** Registered 12 points (four goals, eight assists) in eight games with SDE HF's U16 team.

CAREER TRANSACTIONS: May 2, 2018 – Signed by the Rangers as an undrafted free agent.

			REGULAR SEASON					PLAYOFFS				
SEASON	TEAM	LEAGUE	GP	G	A	PTS	PIM	GP	G	A	PTS	PIM
2009-10	SDE HF U16	U16 SM	8	4	8	12	4	-	-	-	-	-
2010-11	AIK U18	SWE-U18	37	8	29	37	16	3	0	2	2	0
2011-12	AIK U18	SWE-U18	35	17	19	36	28	-	-	-	-	-
2012-13	AIK	SHL	3	0	0	0	0	-	-	-	-	-
	AIK U20	SuperElit	25	16	10	26	18	3	0	0	0	6
2013-14	AIK	SHL	45	3	7	10	12	4	0	1	1	2
	AIK U20	SuperElit	15	7	10	17	70	-	-	-	-	-
2014-15	AIK	Allsvenskan	43	5	11	16	32	8	0	2	2	2
	AIK U20	SuperElit	1	1	0	1	0	-	-	-	-	-
2015-16	AIK	Allsvenskan	49	10	15	25	26	10	2	4	6	2
2016-17	AIK	Allsvenskan	51	17	22	39	24	7	5	4	9	0
2017-18	Farjestad	SHL	33	20	14	34	22	2	2	1	3	0

MAREK MAZANEC

GOALTENDER

HEIGHT **6'4"** WEIGHT **202** CATCHES **RIGHT** BORN **JUL 18, 1991** BIRTHPLACE **PISEK, CZECH REPUBLIC**

NHL CAREER: 2016-17: Stopped 18 of 19 shots he faced after entering the game in relief and tallied his first career NHL assist/point on Dec. 8 at DAL. **2014-15:** Posted a 2.27 GAA and a .915 SV% in two appearances with Nashville. **2013-14:** Posted an 8-10-4 record, along with a 2.80 GAA, a .902 SV%, and 2 SO in 25 appearances with Nashville during his rookie year in the NHL ... Tied for third among NHL rookie goaltenders in shutouts and tied for fourth among NHL rookie goaltenders in appearances ... Named the NHL's Rookie of the Month for November of 2013.

AHL CAREER: 2017-18: Posted an 11-6-1 record in 20 appearances with Hartford ... Made 46 saves through regulation and overtime, stopped all three shooters he faced in the shootout to earn the win, and was selected as the game's First Star on Jan. 10 at Bridgeport. **2016-17:** Established an AHL career-high in wins (27) ... Tied for fourth in the AHL in wins. **2015-16:** Posted a 19-15-5 record, along with a 2.45 GAA, a .912 SV%, and 4 SO in 39 appearances with Milwaukee. **2014-15:** Established AHL career-highs in appearances (48) and shutouts (four). **2013-14:** Posted an 18-10-0 record, along with a 2.44 GAA and a .914 SV% in 31 appearances with Milwaukee.

EUROPEAN CAREER: 2017-18: Appeared in 23 games with Slovan Bratislava of the Kontinental Hockey League (KHL). **2012-13:** Posted a 9-12-0 record, along with a 2.49 GAA, a .913 SV%, and 1 SO in 21 appearances with HC Skoda Plzen of Czech Extraliga ... Helped Plzen win the Czech Extraliga Championship; registered a 12-8 record, along with a 2.13 GAA, a .932 SV%, and 2 SO in 20 appearances during the playoffs. **2011-12:** Helped Plzen earn a bronze medal in Czech Extraliga; posted a 2.16 GAA and a .919 SV% in five playoff appearances ... Appeared in 17 regular season games and three playoff games with HC Klatovy in Czech3. **2010-11:** Posted an 18-12-0 record, along with a 2.10 GAA, a .925 SV%, and 7 SO in 30 appearances in the Czech junior league. **2009-10:** Posted a 30-13-0 record, along with a 2.60 GAA, a .918 SV%, and 3 SO in 43 games with Plzen's U20 team ... Led the Czech junior league in wins. **2008-09:** Posted a 15-12-0 record, along with a 2.59 GAA and a .926 SV% in 27 games with Plzen's U20 team. **2007-08:** Led the Czech U18 league in wins (31) ... Helped Plzen's U18 team win the Czech U18 league championship. **2006-07:** Appeared in 14 games with Plzen's U18 team.

INTERNATIONAL CAREER: 2011: Appeared in three games while representing the Czech Republic at the 2011 IIHF World Junior Championship. **2009:** Appeared in three games at the 2009 IIHF U18 World Championship.

CAREER TRANSACTIONS: June 23, 2012 – Selected by Nashville in the sixth round, 179th overall, of the 2012 NHL Entry Draft. **December 6, 2017 –** Signed by the Rangers as a free agent.

			REGULAR SEASON							PLAYOFFS					
SEASON	TEAM	LEAGUE	GP	W	L	T/OT	SO	GAA	SV%	GP	W	L	SO	GAA	SV%
2006-07	HC Plzen U18	CZE-U18	14	10	4	0	2	2.88	.898	1	0	1	0	2.22	.917
2007-08	HC Plzen U18	CZE-U18	41	31	10	0	5	2.42	.902	8	8	0	1	1.83	.934
2008-09	HC Plzen U20	CZE-U20	27	15	12	0	0	2.59	.926	4	2	2	0	1.93	.942
	Czech Republic	WJC-18	3	1	2	0	0	3.62	.892	-	-	-	-	-	-
2009-10	HC Plzen	Czech	1	0	1	0	0	9.00	.769	-	-	-	-	-	-
	HC Klatovy	Czech3	3	2	1	0	0	3.24	-	-	-	-	-	-	-
	HC Plzen U20	CZE-U20	43	30	13	0	3	2.60	.918	2	1	1	0	3.50	.891
2010-11	HC Plzen	Czech	15	9	6	0	1	2.79	.911	-	-	-	-	-	-
	IHC Pisek	Czech2	3	3	0	0	1	1.00	.978	-	-	-	-	-	-
	IHC Pisek	Czech2 Q	-	-	-	-	-	-	-	6	1	5	0	3.29	.910
	HC Plzen U20	CZE-U20	30	18	12	0	7	2.10	.925	-	-	-	-	-	-
	Czech Republic	WJC	3	1	2	0	1	5.37	.828	-	-	-	-	-	-
2011-12	HC Plzen	Czech	19	12	7	0	1	2.96	.900	5	1	4	0	2.16	.919
	HC Klatovy	Czech3	17	10	7	0	0	3.78	-	6	3	3	1	3.18	-
	HC Plzen U20	CZE-U20	1	1	0	0	0	4.00	.892	-	-	-	-	-	-
2012-13	HC Plzen	Czech	21	9	12	0	1	2.49	.913	20	12	8	2	2.13	.932
	IHC Pisek	Czech2	12	4	8	0	0	4.25	.880	-	-	-	-	-	-
	HC Plzen U20	CZE-U20	2	2	0	0	0	2.50	.936	-	-	-	-	-	-
2013-14	**Predators**	**NHL**	**25**	**8**	**10**	**4**	**2**	**2.80**	**.902**	-	-	-	-	-	-
	Milwaukee	AHL	31	18	10	0	0	2.44	.914	3	0	3	0	3.03	.898
2014-15	**Predators**	**NHL**	**2**	**0**	**1**	**0**	**0**	**2.27**	**.915**	-	-	-	-	-	-
	Milwaukee	AHL	48	18	18	9	4	2.76	.900	-	-	-	-	-	-
2015-16	Milwaukee	AHL	39	19	15	5	4	2.45	.912	1	0	1	0	4.26	.846
2016-17	**Predators**	**NHL**	**4**	**0**	**2**	**0**	**0**	**4.73**	**.839**	-	-	-	-	-	-
	Milwaukee	AHL	47	27	17	3	3	2.65	.912	3	0	3	0	3.03	.906
2017-18	HC Slovan Bratislava	KHL	23	5	15	1	0	3.40	.900	-	-	-	-	-	-
	Hartford	AHL	20	11	6	1	0	2.97	.905	-	-	-	-	-	-
	NHL TOTALS		**31**	**8**	**13**	**4**	**2**	**2.98**	**.895**	-	-	-	-	-	-

VILLE MESKANEN

RIGHT WING

HEIGHT **6'1"** WEIGHT **188** SHOOTS **RIGHT** BORN **OCT 2, 1995** BIRTHPLACE **TAMPERE, FINLAND**

EUROPEAN CAREER: 2017-18: Registered 44 points (24 goals, 20 assists) and a plus-three rating in 48 games with Ilves in Liiga ... Established Liiga career-highs in several categories, including games played, goals, assists, points, and plus/minus rating ... Was the only player in Liiga who tallied at least 40 points and was assessed four or fewer penalty minutes ... Ranked third in Liiga in goals, tied for sixth in power play goals (nine), tied for eighth in the league (min. 20 games played) in points per game (0.92), and tied for 15th in the league in points ... Ranked first among Liiga players 22 years old or younger in both goals and points ... Led Ilves in goals and shots on goal (253), tied for the team lead in power play goals, ranked third on the team in points, and ranked fourth on the team in assists ... Posted 13 multi-point games during the season. **2016-17:** Tallied 20 points (nine goals, 11 assists) in 44 games with Ilves ... Ranked second on the team in game-winning goals (three), ranked third in power play goals (four), ranked fifth in shots on goal (135), and tied for sixth in goals and points ... Recorded seven points (four goals, three assists) and a plus-five rating in 10 playoff games ... Led Ilves in goals and plus/minus rating, tied for the team lead in points, and tied for third on the team in assists in the playoffs. **2015-16:** Registered 13 points (six goals, seven assists) in 39 games with Ilves in Liiga ... Skated in 16 games with LeKi in Mestis (second-highest pro league in Finland); recorded 10 points (six goals, four assists) and a plus-six rating in 16 games with LeKi ... Tallied three points (two goals, one assist) in four regular season games with Ilves' U20 team in Nuorten SM-Liiga (Finland's junior league) ... Registered seven points (four goals, three assists) and a plus-two rating in seven playoff contests to help Ilves' U20 team win the league championship in Nuorten SM-Liiga ... Ranked second on the team in goals and ranked third on the team in points in the playoffs. **2014-15:** Registered 62 points (30 goals, 32 assists) and a plus-25 rating in 35 games with Ilves' U20 team in Nuorten SM-Liiga ... Established Nuorten SM-Liiga career-highs in several categories, including games played, goals, assists, points, and plus/minus rating ... Named to the Nuorten SM-Liiga Second All-Star Team ... Led the league in points per game (1.77), ranked third in goals, ranked seventh in points, and tied for ninth in plus/minus rating ... Recorded 12 points (three goals, nine assists) and posted a plus-four rating in 10 playoff contests with Ilves' junior team ... Ranked second on the team in assists and plus/minus rating, tied for second on the team in points, and tied for fourth on the team in goals in the playoffs ... Registered three goals in 10 games with Ilves in Liiga ... Skated in one game with LeKi in Mestis. **2013-14:** Tallied 14 points (nine goals, five assists) and posted a plus-two rating in 34 games in his first season with Ilves' U20 team in Nuorten SM-Liiga ... Registered five points (three goals, two assists) and a plus-three rating in five playoff contests ... Led the team in goals and points, and tied for second on the team in assists and plus/minus rating in the playoffs. **2012-13:** Tallied 58 points (22 goals, 36 assists) in 47 games with Ilves' U18 team in B-Nuorten SM-Sarja (Finland's U18 league) ... Tied for third in the league in assists and tied for sixth in the league in points. **2011-12:** Registered 54 points (33 goals, 21 assists) in 29 games with Ilves' U16 team in C-Nuorten SM-Sarja (Finland's U16 league) ... Received the Keijo Kuusela Award for scoring the most goals in the C-Nuorten SM-Sarja ... Ranked second in the league in assists and points ... Recorded nine points (five goals, four assists) in five playoff contests in C-Nuorten SM-Sarja ... Ranked second in the league in goals and tied for third in the league in points in the playoffs ... Tallied 15 points (seven goals, eight assists) in eight qualification games with Ilves' U16 team. **2010-11:** Recorded 10 points (three goals, seven assists) in 23 games with Ilves' U16 team in C-Nuorten SM-Sarja ... Notched three assists in seven qualification games with Ilves' U16 team.

CAREER TRANSACTIONS: May 3, 2018 – Signed by the Rangers as an undrafted free agent.

			REGULAR SEASON					PLAYOFFS				
SEASON	TEAM	LEAGUE	GP	G	A	PTS	PIM	GP	G	A	PTS	PIM
2010-11	Ilves U16	Jr. C SM-Sarja	23	3	7	10	10	-	-	-	-	-
	Ilves U16	Jr. C SM-Sarja Q	7	0	3	3	4	-	-	-	-	-
2011-12	Ilves U16	Jr. C SM-Sarja	29	33	21	54	30	5	5	4	9	4
	Ilves U16	Jr. C SM-Sarja Q	8	7	8	15	32	-	-	-	-	-
2012-13	Ilves U18	Jr. B SM-Sarja	47	22	36	58	50	-	-	-	-	-
2013-14	Ilves U20	Jr. A SM-Liiga	34	9	5	14	2	5	3	2	5	0
2014-15	Ilves	Liiga	10	3	0	3	0	-	-	-	-	-
	LeKi	Mestis	1	0	0	0	0	-	-	-	-	-
	Ilves U20	Jr. A SM-Liiga	35	30	32	62	28	10	3	9	12	0
2015-16	Ilves	Liiga	39	6	7	13	6	-	-	-	-	-
	LeKi	Mestis	16	6	4	10	10	-	-	-	-	-
	Ilves U20	Jr. A SM-Liiga	4	2	1	3	2	7	4	3	7	0
2016-17	Ilves	Liiga	44	9	11	20	4	10	4	3	7	2
2017-18	Ilves	Liiga	48	24	20	44	4	-	-	-	-	-

CHRIS NELL

GOALTENDER

HEIGHT **6'2"** WEIGHT **201** CATCHES **LEFT** BORN **SEP 2, 1994** BIRTHPLACE **GREEN BAY, WI**

AHL CAREER: 2017-18: Posted an 8-8-0 record in 18 games with Hartford ... Named the Wolf Pack's winner of the IOA/American Specialty AHL Man of the Year award for his outstanding contributions to the Hartford community during the season. **2016-17:** Appeared in four games with Hartford ... Made 26 saves while making his AHL debut on Apr. 1 at Albany ... Stopped 27 of 30 shots he faced to earn his first career AHL win on Apr. 7 vs. Springfield.

ECHL CAREER: 2017-18: Appeared in 13 ECHL games with Adirondack, Kansas City, and Greenville ... Made 36 saves while making his ECHL debut on Dec. 15 vs. Worcester ... Stopped 35 of 37 shots he faced to earn his first career ECHL win on Dec. 17 at Reading ... Stopped all 49 shots he faced to earn a win and his first career ECHL shutout on Apr. 7 at Atlanta.

COLLEGE CAREER: 2016-17: Posted a 17-14-2 record, along with a 2.15 GAA, a .916 SV%, and 4 SO in 34 appearances with Bowling Green ... Tied his collegiate career-high – and tied a single-season Bowling Green record – in shutouts ... Tied for 10th in the NCAA in shutouts ... Posted a 7-1-0 record, along with a 1.26 GAA, a .957 SV%, and 3 SO over his final eight appearances of the season; registered three consecutive shutouts from Feb. 11 vs. Mercyhurst to Feb. 25 vs. Alabama-Huntsville ... Named the NCAA's First Star of the Week, as well as the WCHA Defensive Player of the Week, for the week ending on Feb. 26; stopped all 71 shots he faced in two appearances during the week ... Posted a shutout streak of 220:18 during his stretch of three consecutive shutouts, establishing a Bowling Green school record ... Named WCHA Defensive Player of the Week for the week ending on Mar. 12; stopped 70 of 74 shots he faced (.946 SV%) in two games against Bemidji State during the WCHA Semifinals. **2015-16:** Established collegiate career-bests in appearances (37), wins (18), GAA (1.91), SV% (.930), and shutouts (four) during his sophomore season at Bowling Green ... Was selected to the WCHA First All-Star Team and the WCHA All-Academic Team ... Received the team's the Jim Sears Most Valuable Player Award and the Jim Ruehl Best Defensive Player Award ... Established single-season Bowling Green school records in GAA, SV%, and shutouts ... Selected as a nominee for the Mike Richter Award as the top goaltender in Division I Men's Hockey. **2014-15:** Earned a point in each of his first seven collegiate appearances (6-0-1 record, 1.41 GAA, .950 SV%, 3 SO), including a win in each of his first five collegiate appearances ... Stopped all 20 shots he faced to earn his first career collegiate win and shutout while making his collegiate debut on Oct. 17 at Alabama Huntsville.

USHL CAREER: 2013-14: Established USHL career-bests in appearances (43), wins (13), and SV% (.910) ... Ranked second in the USHL in saves (1,287). **2012-13:** Stopped 29 of 32 shots he faced while making his USHL debut on Oct. 5 vs. Muskegon ... Made a season-high 45 saves and earned his first career USHL win on Oct. 27 at Sioux City.

HIGH SCHOOL CAREER: 2011-12: Posted a 19-3-0 record, along with a 1.66 GAA, a .918 SV%, and 4 SO in 24 regular season appearances with Notre Dame Academy in Wisconsin ... Selected to the Wisconsin All-State Team ... Posted a 3-0 record, along with a 0.72 GAA, a .941 SV%, and 1 SO in three appearances in the playoffs to help Notre Dame Academy advance to the Wisconsin State Tournament ... Won all three of his appearances in the State Tournament to help Notre Dame Academy win the Wisconsin State Championship. **2010-11:** Appeared in 22 regular season games with Notre Dame Academy in Wisconsin; posted a 16-4-0 record, along with a 1.65 GAA, a .924 SV%, and 2 SO ... Was an honorable mention for the Wisconsin All-State Team ... Posted a 3-0 record, along with a 1.40 GAA, a .922 SV%, and 1 SO in the playoffs to help Notre Dame Academy advance to the State Tournament.

CAREER TRANSACTIONS: March 23, 2017 – Signed by the Rangers as an undrafted free agent.

			REGULAR SEASON							PLAYOFFS					
SEASON	TEAM	LEAGUE	GP	W	L	T/OT	SO	GAA	SV%	GP	W	L	SO	GAA	SV%
2010-11	Notre Dame Academy	HS-WI	22	16	4	0	2	1.65	.924	3	3	0	1	1.40	.922
2011-12	Notre Dame Academy	HS-WI	24	19	3	0	4	1.66	.918	3	3	0	1	0.72	.941
	Team Wisconsin	HS-WI	17	5	6	3	0	3.93	.903	3	1	1	0	6.68	.790
2012-13	Chicago	USHL	25	7	11	0	0	3.46	.894	-	-	-	-	-	-
2013-14	Chicago	USHL	43	13	22	2	1	3.18	.910	-	-	-	-	-	-
2014-15	Bowling Green	NCAA	13	6	4	2	3	2.32	.917	-	-	-	-	-	-
2015-16	Bowling Green	NCAA	37	18	11	6	4	1.91	.930	-	-	-	-	-	-
2016-17	Bowling Green	NCAA	34	17	14	2	4	2.15	.916	-	-	-	-	-	-
	Hartford	AHL	4	1	3	0	0	4.02	.881	-	-	-	-	-	-
2017-18	Hartford	AHL	18	8	8	0	0	3.15	.892	-	-	-	-	-	-
	Adirondack	ECHL	5	1	3	0	0	3.75	.885	-	-	-	-	-	-
	Kansas City	ECHL	4	3	1	0	0	2.50	.908	-	-	-	-	-	-
	Greenville	ECHL	4	1	3	0	1	3.01	.930	-	-	-	-	-	-

BOO NIEVES

CENTER

HEIGHT **6'3"** WEIGHT **210** SHOOTS **LEFT** BORN **JAN 23, 1994** BIRTHPLACE **SYRACUSE, NY**

NHL CAREER: 2017-18: Registered nine points (one goal, eight assists) and a plus-six rating in 28 games with the Rangers ... Ranked fourth on the Rangers – and ranked second among team forwards – in plus/minus rating; posted a plus/minus rating of even or better in 24 of the 28 games he played ... Registered three assists/points, including his first career NHL assist/point, recorded an assist on the game-winning goal, and posted a plus-three rating while making his season debut and skating in his second career NHL game on Oct. 26 vs. ARI; became the first Ranger to post a three-point game in one of his first two career NHL contests since Stepan on Oct. 9, 2010 and the first Ranger to post a three-assist game in one of his first two career NHL games since Moore on Nov. 1, 2003 ... Was not on the ice for a goal against through his first 13 games of the season (Oct. 26 – Dec. 5; 130:58 of ice time over the span); was the only NHL player (min. 10 games played) who had not been on the ice for a goal against during the season as of Dec. 8 at WSH ... Posted a plus/minus rating of even or better in each of his first 17 games of the season (Oct. 26 – Dec. 13; plus-nine rating) ... Tallied his first career NHL goal on Dec. 5 at PIT. **2016-17:** Skated in one game with the Rangers ... Made his NHL debut on Nov. 15 at VAN.

AHL CAREER: 2017-18: Registered 21 points (eight goals, 13 assists) in 40 games with Hartford ... Established AHL career-highs in goals, assists, points, and power play goals (six), and tied AHL career-highs in games played and game-winning goals (two) ... Ranked third on the Wolf Pack in power play goals and tied for third in game-winning goals. **2016-17:** Led Wolf Pack rookies (min. 10 games played) in points per game (0.45; 18 points in 40 games) ... Registered two points (one goal, one assist) and posted a plus-two rating in the first game of the season on Oct. 14 vs. St. John's. **2015-16:** Registered five points (two goals, three assists) in eight games with Hartford following the conclusion of his collegiate season ... Tallied his first career AHL assist/point while making his AHL debut on Apr. 1 vs. Hershey ... Recorded two goals, including his first career AHL goal, on Apr. 8 at Springfield.

COLLEGE CAREER: 2015-16: Established collegiate career-highs in goals (10), points (31), and plus/minus rating (plus-nine), and tied his collegiate career-high in assists (21) ... Helped the University of Michigan win the Big Ten Championship ... Ranked fifth on the Wolverines in assists and tied for sixth in points. **2014-15:** Tied his collegiate career-high in assists (21) ... Ranked fourth on Michigan in assists and ranked fifth in points (28). **2013-14:** Ranked second on Michigan in assists (19) and ranked sixth in points (22) ... Tallied 14 points (two goals, 12 assists) in 19 games against conference opponents. **2012-13:** Established collegiate career-highs in assists (21), power play goals (three), and game-winning goals (two) ... Led Michigan in assists and tied for third in points.

USHL CAREER: 2011-12: Registered 10 points (two goals, eight assists) in 13 games with the Indiana Ice.

HIGH SCHOOL CAREER: 2011-12: Notched 39 points (seven goals, 32 assists) in 26 games at Kent School in Connecticut ... Led Kent in assists and points. **2010-11:** Recorded 39 points (11 goals, 28 assists) in 22 games at Kent.

MIDGET CAREER: 2009-10: Recorded 72 points (30 goals, 42 assists) in 60 games with the Syracuse Nationals.

INTERNATIONAL CAREER: 2011: Tallied four points (one goal, three assists) and posted a plus-five rating in four games while representing the United States at the 2011 Ivan Hlinka Memorial Tournament.

CAREER TRANSACTIONS: June 23, 2012 – Selected by the Rangers in the second round, 59th overall, of the 2012 NHL Entry Draft.

			REGULAR SEASON					PLAYOFFS				
SEASON	TEAM	LEAGUE	GP	G	A	PTS	PIM	GP	G	A	PTS	PIM
2009-10	Syracuse Jr. Nationals	MINOR-NY	60	30	42	72	70	-	-	-	-	-
2010-11	Kent	HS-CT	22	11	28	39	6	-	-	-	-	-
2011-12	Kent	HS-CT	26	7	32	39	24	-	-	-	-	-
	Indiana	USHL	13	2	8	10	2	-	-	-	-	-
2012-13	Univ. of Michigan	NCAA	40	8	21	29	18	-	-	-	-	-
2013-14	Univ. of Michigan	NCAA	34	3	19	22	18	-	-	-	-	-
2014-15	Univ. of Michigan	NCAA	35	7	21	28	18	-	-	-	-	-
2015-16	Univ. of Michigan	NCAA	35	10	21	31	18	-	-	-	-	-
	Hartford	AHL	8	2	3	5	0	-	-	-	-	-
2016-17	**RANGERS**	**NHL**	**1**	**0**	**0**	**0**	**0**	**-**	**-**	**-**	**-**	**-**
	Hartford	AHL	40	6	12	18	10	-	-	-	-	-
2017-18	**RANGERS**	**NHL**	**28**	**1**	**8**	**9**	**12**	**-**	**-**	**-**	**-**	**-**
	Hartford	AHL	40	8	13	21	12	-	-	-	-	-
	NHL/NYR TOTALS		**29**	**1**	**8**	**9**	**12**	**-**	**-**	**-**	**-**	**-**

ROB O'GARA

DEFENSEMAN

HEIGHT **6'4"** WEIGHT **214** SHOOTS **LEFT** BORN **JUL 6, 1993** BIRTHPLACE **MASSAPEQUA, NY**

NHL CAREER: 2017-18: Tied for third on the Rangers in blocked shots per game (1.5; 34 blocked shots in 22 games) ... Made his Rangers debut on Feb. 22 at MTL ... Tallied his first career NHL assist/point and posted a plus-one rating on Mar. 8 at TBL ... Skated in eight games with Boston prior to being acquired by the Rangers. **2016-17:** Skated in three games with Boston ... Made his NHL debut on Oct. 13 at CBJ.

AHL CAREER: 2017-18: Registered eight points (two goals, six assists) and posted a plus-five rating in 43 games with Providence prior to being acquired by the Rangers ... Was tied for second among Providence defensemen in goals, ranked third among Providence defensemen in plus/minus rating, and was tied for third among Providence defensemen in points at the time he was acquired by the Rangers. **2016-17:** Established AHL career-highs in games played (59), goals (four), assists (nine), points (13), and plus/minus rating (plus-11) ... Tallied his first career AHL assist on Nov. 5 vs. Hartford. **2015-16:** Registered one goal in five games with Providence following the conclusion of his collegiate season.

COLLEGE CAREER: 2015-16: Registered 12 points (four goals, eight assists) and a plus-five rating in 30 games during his senior year with Yale ... Named to the NCAA (East) Second All-American Team ... Named the ECAC's Best Defensive Defenseman for the second consecutive season; also named to the ECAC First All-Star Team, All-Ivy League First All-Star Team, and the All-New England First All-Star Team for the second straight season ... Received the John Poinier Award as Yale's Best Defenseman; became the first player in school history to receive the award three times ... Tied for first among team defensemen in goals and points. **2014-15:** Established collegiate career-highs in goals (six), assists (15), points (21), and plus/minus rating (plus-15) ... Selected to the NCAA (East) First All-American Team and was named the ECAC's Best Defensive Defenseman ... Named to the ECAC First All-Star Team, the All-Ivy League First All-Star Team, and the All-New England First All-Star Team ... Received the John Poinier Award as Yale's Best Defenseman ... Led Yale in assists, tied for the team lead in plus/minus rating, and tied for second in points ... Led team defensemen in goals, assists, and points. **2013-14:** Recorded 11 points (four goals, seven assists) and a plus-14 rating in 33 games ... Named to the All-Ivy League Second All-Star Team and the ECAC Hockey All-Academic Team ... Received the John Poinier Award as Yale's Best Defenseman. **2012-13:** Helped Yale win the National Championship in his freshman year ... Tallied an assist and posted a plus-four rating in the National Championship Game on Apr. 13 vs. Quinnipiac.

HIGH SCHOOL CAREER: 2011-12: Registered 25 points (five goals, 20 assists) in 24 games at Milton Academy in Massachusetts. **2010-11:** Recorded nine points (two goals, seven assists) in 30 games in his first year at Milton Academy ... Helped Milton win the New England Championship. **2009-10:** Tallied 25 points (eight goals, 17 assists) in 33 games with the Long Island Royals in the Atlantic Youth Hockey League (AYHL). **2008-09:** Registered five points (one goal, four assists) in 17 games with the Royals. **2007-08:** Notched seven points (one goal, six assists) in his first season with the Royals.

CAREER TRANSACTIONS: June 25, 2011 – Selected by Boston in the fifth round, 151st overall, of the 2011 NHL Entry Draft. **February 20, 2018 –** Acquired by the Rangers, along with a third-round pick in the 2018 NHL Entry Draft (Joey Keane), in exchange for Nick Holden.

			REGULAR SEASON					PLAYOFFS				
SEASON	TEAM	LEAGUE	GP	G	A	PTS	PIM	GP	G	A	PTS	PIM
2007-08	Long Island	AYHL	27	1	6	7	22	-	-	-	-	-
2008-09	Long Island	AYHL	17	1	4	5	16	-	-	-	-	-
2009-10	Long Island	AYHL	33	8	17	25	48	-	-	-	-	-
2010-11	Milton Academy	HS-MA	30	2	7	9	22	-	-	-	-	-
2011-12	Milton Academy	HS-MA	24	5	20	25	-	-	-	-	-	-
2012-13	Yale	NCAA	37	0	7	7	32	-	-	-	-	-
2013-14	Yale	NCAA	33	4	7	11	30	-	-	-	-	-
2014-15	Yale	NCAA	33	6	15	21	31	-	-	-	-	-
2015-16	Yale	NCAA	30	4	8	12	41	-	-	-	-	-
	Providence	AHL	5	1	0	1	4	-	-	-	-	-
2016-17	**Bruins**	**NHL**	**3**	**0**	**0**	**0**	**0**	-	-	-	-	-
	Providence	AHL	59	4	9	13	30	3	0	0	0	4
2017-18	**Bruins**	**NHL**	**8**	**0**	**0**	**0**	**0**	-	-	-	-	-
	RANGERS	**NHL**	**22**	**0**	**3**	**3**	**6**	-	-	-	-	-
	Providence	AHL	43	2	6	8	16	-	-	-	-	-
	NHL TOTALS		**33**	**0**	**3**	**3**	**6**	-	-	-	-	-
	NYR TOTALS		**22**	**0**	**3**	**3**	**6**	-	-	-	-	-

VINCE PEDRIE

DEFENSEMAN

HEIGHT **6'0"** WEIGHT **190** SHOOTS **LEFT** BORN **JAN 17, 1994** BIRTHPLACE **ROCHESTER, MN**

AHL CAREER: 2017-18: Registered 14 points (three goals, 11 assists) in 58 games with Hartford ... Tallied his first career AHL goal on Oct. 22 at Bridgeport ... Posted a three-game assist/point streak from Nov. 24 at Bridgeport to Nov. 26 at Springfield ... Registered two points (one goal, one assist), tied for the game-high with five shots on goal, posted a plus-two rating, and was selected as the game's First Star on Dec. 1 at Rochester ... Recorded his first career AHL game-winning goal, which was also his first career AHL overtime goal, and was selected as the game's First Star on Jan. 21 vs. Wilkes-Barre/Scranton ... Tallied two assists on Feb. 10 at Hershey. **2016-17:** Tallied five assists in nine games with Hartford following the conclusion of his collegiate season ... Made his AHL debut on Mar. 31 vs. Hershey ... Notched two assists, including his first career AHL assist/point, on Apr. 7 vs. Springfield ... Registered two assists, both on the power play, on Apr. 14 at Utica.

COLLEGE CAREER: 2016-17: Established collegiate career-highs in several categories during his sophomore year, including games played (39), assists (22), points (30), and plus/minus rating (plus-27), and tied his collegiate career-high in goals (eight) ... Selected to the Big Ten First All-Star Team and the Big Ten All-Tournament Team, and helped Penn State win the Big Ten Championship ... Established a Penn State record for points by a defenseman in one season ... Ranked third in the NCAA in shots on goal (167) and tied for sixth in the NCAA in plus/minus rating ... Led NCAA defensemen in shots on goal, tied for third in plus/minus rating, tied for fourth in game-winning goals (three), tied for 12th in points, and tied for 13th in assists ... Led Penn State in shots on goal, ranked second in plus/minus rating, tied for second in game-winning goals, tied for third in power play goals (three), ranked fourth in assists, and ranked sixth in points ... Recorded two points (one goal, one assist) in the Big Ten Quarterfinals against Michigan on Mar. 16. **2015-16:** Selected to the Big Ten All-Rookie Team and the Big Ten Second All-Star Team ... Established a collegiate career-high in goals (eight) ... Led NCAA freshmen defensemen in shots on goal (118), tied for first in goals per game (0.25) and game-winning goals (two), tied for third in goals, and ranked seventh in points (22) ... Led Penn State in shots on goal and tied for fourth in game-winning goals ... Registered 15 points (seven goals, eight assists) in 16 games against conference opponents.

USHL CAREER: 2014-15: Established USHL career-highs in several categories, including games played (62), goals (13), assists (16), and points (29) ... Split the season between Bloomington and Tri-City ... Led USHL defensemen in game-winning goals (four), ranked third among USHL defensemen in shots on goal (175), tied for third among USHL defensemen in goals, and tied for ninth among USHL defensemen in points. **2013-14:** Led Indiana defensemen in power play goals (three) and tied for first among team defensemen in goals (five). **2012-13:** Split the season between Omaha and Indiana ... Registered his first career USHL goal on Dec. 29 at Youngstown. **2011-12:** Made his USHL debut on Sept. 30 vs. Waterloo ... Notched his first career USHL assist/point on Oct. 29 vs. Youngstown.

HIGH SCHOOL CAREER: 2010-11: Registered 34 points (eight goals, 26 assists) in 25 games with Apple Valley High School in Minnesota ... Tallied one assist in three playoff games ... Recorded three points (one goal, two assists) in three games with Russell Stover in the Tier I Elite Hockey League (TIEHL). **2009-10:** Recorded 17 points (five goals, 12 assists) in 21 games at Apple Valley High School ... Notched one assist in three section playoff games to help Apple Valley advance to the Minnesota State Class A Tournament; registered one assist in three games in the State Tournament ... Skated in 10 games with Team Illinois' U16 team in the TIEHL.

CAREER TRANSACTIONS: March 28, 2017 – Signed by the Rangers as an undrafted free agent.

			REGULAR SEASON					PLAYOFFS				
SEASON	TEAM	LEAGUE	GP	G	A	PTS	PIM	GP	G	A	PTS	PIM
2009-10	Apple Valley High	HS-MN	21	5	12	17	12	3	0	1	1	0
	Team Illinois U16	TIEHL-U16	10	0	0	0	0	-	-	-	-	-
2010-11	Apple Valley High	HS-MN	25	8	26	34	34	3	0	1	1	2
	Russell Stover	TIEHL	3	1	2	3	0	-	-	-	-	-
2011-12	Omaha	USHL	40	0	5	5	40	4	0	0	0	0
2012-13	Omaha	USHL	11	0	3	3	6	-	-	-	-	-
	Indiana	USHL	45	3	12	15	35	-	-	-	-	-
2013-14	Indiana	USHL	36	5	9	14	46	-	-	-	-	-
2014-15	Bloomington	USHL	39	9	13	22	49	-	-	-	-	-
	Tri-City	USHL	23	4	3	7	21	5	1	1	2	12
2015-16	Penn State	NCAA	32	8	14	22	32	-	-	-	-	-
2016-17	Penn State	NCAA	39	8	22	30	24	-	-	-	-	-
	Hartford	AHL	9	0	5	5	8	-	-	-	-	-
2017-18	Hartford	AHL	58	3	11	14	43	-	-	-	-	-

TY RONNING

RIGHT WING

HEIGHT **5'9"** WEIGHT **178** SHOOTS **RIGHT** BORN **OCT 20, 1997** BIRTHPLACE **BURNABY, BC**

AHL CAREER: 2017-18: Skated in three games with Hartford following the conclusion of his junior season; recorded 11 shots on goal over the three contests. **2016-17:** Registered five points (two goals, three assists) in 12 games with Hartford following the conclusion of his junior season ... Notched his first career AHL assist/point while making his AHL debut with the Wolf Pack on Mar. 24 vs. Providence ... Recorded his first career AHL goal and tied for the game-high with five shots on goal while skating in his second career AHL game on Mar. 25 vs. Bridgeport.

JUNIOR CAREER: 2017-18: Registered 84 points (61 goals, 23 assists) and a plus-12 rating in 70 games with Vancouver ... Named to the WHL Western Conference Second All-Star Team ... Received the Doug Wickenheiser Trophy as the WHL's Humanitarian of the Year ... Established WHL career-highs in several categories, including games played, goals, points, plus/minus rating, and shots on goal (339) ... Was named Vancouver's co-MVP and the Players' Choice Winner ... Set the Giants' single-season record for goals (previously held by Evander Kane – 48 in 2008-09) ... Ranked second in the WHL in goals and shots on goal, tied for third in power play goals (18), and tied for fourth in game-winning goals (nine) ... Led Vancouver in goals, points, plus/minus rating, shots on goal, power play goals, power play points (24), and shorthanded goals (two), and tied for the team lead in game-winning goals and overtime goals (two) ... Served as an alternate captain with Vancouver for the second consecutive season ... Tallied a goal in 42 of 70 games ... Registered a WHL career-high 11-game goal/point streak from Oct. 28 at Victoria to Nov. 22 vs. Lethbridge (14 goals, five assists) ... Recorded seven points (one goal, six assists) and a plus-four rating in seven playoff games ... Established WHL playoff career-highs in games played, goals, assists, points, and plus/minus rating ... Led Vancouver in shots on goal (33), tied for second in assists, and tied for third in points and plus/minus rating in the playoffs ... Posted a six-game point streak over the first six games of the playoffs, including a five-game assist streak over the first five games of the playoffs. **2016-17:** Recorded 53 points (25 goals, 28 assists) in 68 games with Vancouver ... Tied his WHL career-high in assists ... Led Vancouver in goals, points, game-winning goals (six), overtime goals (three), and shootout goals (three), and ranked third in assists and power play assists (eight) ... Served as an alternate captain with the Giants ... Represented the WHL All-Stars at the 2016 Canada Russia Series; tallied one assist in two games. **2015-16:** Tallied 59 points (31 goals, 28 assists) in 67 games with Vancouver ... Established a WHL career-high in assists ... Named Vancouver's MVP ... Led the Giants in goals and points, tied for the team lead in power play goals (eight) and game-winning goals (five), and ranked fourth on the team in assists. **2014-15:** Registered two points (one goal, one assist) in 24 games with Vancouver. **2013-14:** Tallied 20 points (nine goals, 11 assists) in 56 games with Vancouver ... Named the co-winner of Vancouver's Rookie of the Year Award ... Notched his first career WHL assist/point while making his WHL debut on Sept. 20 vs. Victoria.

MIDGET CAREER: 2012-13: Registered 25 points (14 goals, 11 assists) and a plus-12 rating in 12 games with Delta Hockey Academy Prep in British Columbia.

BANTAM CAREER: 2011-12: Tallied 153 points (77 goals and 76 assists) in 72 games with Burnaby Winter Club in the Pacific Coast Bantam Hockey League (PCBHL) ... Ranked second in the PCNHL in goals, tied for second in the league in points, and ranked third in the league in assists.

INTERNATIONAL CAREER: 2014: Registered four points (two goals, two assists) in six games while helping Canada-Pacific earn a silver medal at the 2014 World U17 Hockey Challenge.

CAREER TRANSACTIONS: June 25, 2016 – Selected by the Rangers in the seventh round, 201st overall, of the 2016 NHL Entry Draft.

			REGULAR SEASON					PLAYOFFS				
SEASON	TEAM	LEAGUE	GP	G	A	PTS	PIM	GP	G	A	PTS	PIM
2011-12	Burnaby Winter Club	PCBHL	72	77	76	153	-	-	-	-	-	-
2012-13	Delta Hockey Academy	Midget	12	14	11	25	6	-	-	-	-	-
2013-14	Vancouver	WHL	56	9	11	20	4	2	0	0	0	0
	Canada-Pacific	WHC-17	6	2	2	4	2	-	-	-	-	-
2014-15	Vancouver	WHL	24	1	1	2	8	-	-	-	-	-
2015-16	Vancouver	WHL	67	31	28	59	18	-	-	-	-	-
2016-17	Vancouver	WHL	68	25	28	53	35	-	-	-	-	-
	Hartford	AHL	12	2	3	5	6	-	-	-	-	-
2017-18	Vancouver	WHL	70	61	23	84	47	7	1	6	7	2
	Hartford	AHL	3	0	0	0	2	-	-	-	-	-

COLE SCHNEIDER

LEFT WING

HEIGHT **6'2"** WEIGHT **199** SHOOTS **LEFT** BORN **AUG 26, 1990** BIRTHPLACE **WILLIAMSVILLE, NY**

NHL CAREER: 2016-17: Tallied one assist and posted a plus-two rating in four games with Buffalo ... Registered his first career NHL assist/point on Nov. 9 vs. OTT. **2015-16:** Made his NHL debut on Apr. 8 vs. CBJ.

AHL CAREER: 2017-18: Registered 50 points (16 goals, 34 assists) in 76 games with Hartford ... Led Hartford in games played, assists, and points, tied for the team lead in game-winning goals (three), ranked second in shots on goal (172), and tied for second in goals ... Posted a seven-game point streak from Oct. 13 vs. Toronto to Oct. 28 at Lehigh Valley (three goals, five assists) ... Registered two goals, including the game-winning goal in overtime, led all skaters with seven shots on goal, and was selected as the game's First Star on Jan. 24 at Utica ... Posted a seven-game point streak from Mar. 16 vs. Lehigh Valley to Mar. 30 vs. Wilkes-Barre/Scranton (two goals, eight assists). **2016-17:** Established AHL career-highs in assists (39), points (63), and power play goals (nine) ... Tied for sixth in the AHL in points ... Led Rochester in assists, points, and plus/minus rating (plus-nine), tied for the team lead in game-winning goals (four), and ranked second in goals (24) and power play goals ... Participated in the 2017 AHL All-Star Challenge. **2015-16:** Split the season between Binghamton and Rochester; tallied 56 points (21 goals, 35 assists) in 73 games ... Established AHL career-highs in games played and shots on goal (217), and tied an AHL career-high in shorthanded goals (three) ... Ranked second in the AHL in shots on goal and tied for fourth in shorthanded goals. **2014-15:** Established AHL career-highs in goals (29) and game-winning goals (five) ... Tied for fifth in the AHL in goals ... Led Binghamton in goals, tied for the team lead in game-winning goals, and ranked third in points (58). **2013-14:** Established an AHL career-high in shorthanded goals (three) ... Tied for second in the AHL – and tied for the team lead – in shorthanded goals ... Ranked third on Binghamton in points (54), ranked fourth in assists (34), tied for fourth in goals (20), tied for fifth in power play goals (six) and game-winning goals (three), and tied for sixth in plus/minus rating (plus-14) ... Tallied two assists in four playoff contests. **2012-13:** Established an AHL career-high in plus/minus rating (plus-19) ... Ranked third on Binghamton in goals (17), tied for third in points (35), ranked fourth in shots on goal (130), tied for fourth in power play goals (four), and ranked fifth in plus/minus rating. **2011-12:** Tallied two assists in 11 games with Binghamton.

COLLEGE CAREER: 2011-12: Established collegiate career-highs in several categories, including games played (38), goals (23), assists (22), points (45), and plus/minus rating (plus-seven) in his sophomore year ... Named to the Atlantic Hockey Association (AHA) First All-Star Team ... Led UConn in goals, assists, points, plus/minus rating, shots on goal (131), and game-winning goals (four). **2010-11:** Named to the AHA All-Rookie Team ... Led UConn in assists (20), points (33), and shots on goal (118), tied for the team lead in game-winning goals (three), and ranked second in goals (13).

NAHL CAREER: 2009-10: Registered 39 points (25 goals, 14 assists) and posted a plus-18 rating in 29 games with the Topeka Roadrunners ... Recorded 11 points (seven goals, four assists) in nine playoff contests. **2008-09:** Tallied 33 points (17 goals, 16 assists) and posted a plus-19 rating in 42 games with the Mahoning Valley Phantoms ... Registered 10 points (three goals, seven assists) in 14 playoff games.

CAREER TRANSACTIONS: March 14, 2012 – Signed by Ottawa as an undrafted free agent. **February 27, 2016 –** Acquired by Buffalo, along with Michael Sdao, Alex Guptill, and Eric O'Dell, in exchange for Jason Akeson, Phil Varone, and Jerome Leduc. **July 1, 2017** – Signed by the Rangers as a free agent.

			REGULAR SEASON					PLAYOFFS				
SEASON	**TEAM**	**LEAGUE**	**GP**	**G**	**A**	**PTS**	**PIM**	**GP**	**G**	**A**	**PTS**	**PIM**
2008-09	Mahoning Valley	NAHL	42	17	16	33	12	14	3	7	10	2
2009-10	Topeka	NAHL	29	25	14	39	18	9	7	4	11	20
2010-11	Univ. of Connecticut	NCAA	37	13	20	33	30	-	-	-	-	-
2011-12	Univ. of Connecticut	NCAA	38	23	22	45	35	-	-	-	-	-
	Binghamton	AHL	11	0	2	2	0	-	-	-	-	-
2012-13	Binghamton	AHL	60	17	18	35	37	3	0	0	0	0
2013-14	Binghamton	AHL	69	20	34	54	22	4	0	2	2	0
2014-15	Binghamton	AHL	69	29	29	58	14	-	-	-	-	-
2015-16	**Sabres**	**NHL**	**2**	**0**	**0**	**0**	**0**	-	-	-	-	-
	Binghamton	AHL	54	17	25	42	32	-	-	-	-	-
	Rochester	AHL	19	4	10	14	21	-	-	-	-	-
2016-17	**Sabres**	**NHL**	**4**	**0**	**1**	**1**	**0**	-	-	-	-	-
	Rochester	AHL	71	24	39	63	45	-	-	-	-	-
2017-18	Hartford	AHL	76	16	34	50	33	-	-	-	-	-
	NHL TOTALS		**6**	**0**	**1**	**1**	**0**	-	-	-	-	-

DUSTIN TOKARSKI

GOALTENDER

HEIGHT **6'0"** WEIGHT **198** CATCHES **LEFT** BORN **SEP 16, 1989** BIRTHPLACE **WATSON, SK**

CAREER HIGHLIGHTS: 2016-17: Stopped all five shots he faced on Oct. 28 vs. CBJ. **2015-16:** Appeared in six games with Montreal. **2014-15:** Established career-highs in appearances (17) and wins (six) with Montreal; posted a 2.75 GAA and a .910 SV%. **2013-14:** Stopped all 29 shots he faced to earn a win and his first career NHL shutout on Mar. 16 at BUF ... Appeared in five playoff contests ... Made 35 saves to earn his first career Stanley Cup Playoff win in Game 3 at NYR on May 22. **2011-12:** Stopped 33 of 34 shots he faced to earn his first career NHL win on Mar. 13 vs. BOS. **2009-10:** Stopped all five shots he faced while making his NHL debut on Jan. 16 at FLA.

AHL CAREER: 2017-18: Tied for third in the AHL in SO (five); posted a shutout in four of his final 14 games of the season. **2016-17:** Registered a 17-8-1 record in 27 appearances with San Diego. **2015-16:** Appeared in 12 games with St. John's and San Diego. **2014-15:** Appeared in two games with Hamilton. **2013-14:** Tied for eighth in the AHL in SV% (.919) and tied for ninth in the AHL in GAA (2.37) ... Participated in the 2014 AHL All-Star Game. **2012-13:** Established an AHL career-high – and tied for second in the AHL – in SO (six). **2011-12:** Established AHL career-bests in wins (32) and GAA (2.23) ... Led the AHL in wins and tied for second in SO (five) ... Registered a 12-2 record, along with a 1.46 GAA, a .944 SV%, and 3 SO in 14 playoff appearances to help Norfolk win the Calder Cup ... Led the AHL in wins, GAA, and SV%, and tied for the AHL lead in SO in the playoffs. **2010-11:** Tied for 10th in the AHL in appearances (46). **2009-10:** Tied for fourth in the AHL in SO (four) and tied for eighth in wins (27).

JUNIOR CAREER: 2008-09: Established WHL career-bests in appearances (54), wins (34), GAA (1.97), SV% (.937), and SO (seven) ... Led the WHL in GAA and SV%, tied for the WHL lead in SO, and ranked fifth in wins ... Named to the WHL (West) Second All-Star Team ... Led the WHL in GAA (1.70) and SV% (.947) in the playoffs. **2007-08:** Tied for the WHL lead in SV% (.922), ranked second in SO (six), ranked third in GAA (2.05), and tied for fifth in wins (30) ... Helped Spokane win the WHL Championship; led the WHL in wins (16), GAA (1.38), and SV% (.944), and tied for first in the WHL in SO (three) in the playoffs ... Posted a 4-0 record, along with a 1.72 GAA and a .953 SV% in four appearances during the Memorial Cup Tournament to help Spokane win the Memorial Cup ... Received the Stafford Smythe Trophy as the Most Valuable Player of the Memorial Cup Tournament. **2006-07:** Stopped 19 of 20 shots he faced to earn his first career WHL win while making his WHL debut on Oct. 6 at Everett.

INTERNATIONAL CAREER: 2009: Posted a 4-0-0 record, along with a 2.65 GAA and a .906 SV% in four appearances while helping Canada win a gold medal at the 2009 IIHF World Junior Championship.

CAREER TRANSACTIONS: June 21, 2008 – Selected by Tampa Bay in the fifth round, 122nd overall, of the 2008 NHL Entry Draft. **February 14, 2013 –** Acquired by Montreal in exchange for Cedrick Desjardins. **January 7, 2016 –** Acquired by Anaheim in exchange for Max Friberg. **October 9, 2017 –** Acquired by Philadelphia in exchange for future considerations. **August 20, 2018 –** Signed by the Rangers as a free agent.

			REGULAR SEASON							PLAYOFFS					
SEASON	TEAM	LEAGUE	GP	W	L	T/OT	SO	GAA	SV%	GP	W	L	SO	GAA	SV%
2006-07	Spokane	WHL	30	13	11	2	2	2.80	.903	6	2	4	0	2.80	.901
2007-08	Spokane	WHL	45	30	10	3	6	2.05	.922	21	16	5	3	1.38	.944
	Spokane	M-Cup	-	-	-	-	-	-	-	4	4	0	0	1.72	.953
2008-09	Spokane	WHL	54	34	18	2	7	1.97	.937	12	7	5	1	1.70	.947
	Canada	WJC	4	4	0	0	0	2.65	.906	-	-	-	-	-	-
2009-10	**Lightning**	**NHL**	**2**	**0**	**0**	**0**	**0**	**4.06**	**.813**	-	-	-	-	-	-
	Norfolk	AHL	55	27	25	3	4	2.51	.915	-	-	-	-	-	-
2010-11	Norfolk	AHL	46	21	20	4	2	2.65	.901	6	2	4	1	2.19	.924
2011-12	**Lightning**	**NHL**	**5**	**1**	**3**	**1**	**0**	**3.45**	**.879**	-	-	-	-	-	-
	Norfolk	AHL	45	32	11	0	5	2.23	.913	14	12	2	3	1.46	.944
2012-13	Syracuse	AHL	33	18	8	4	3	2.46	.900	-	-	-	-	-	-
	Hamilton	AHL	15	6	8	0	3	2.22	.927	-	-	-	-	-	-
2013-14	**Canadiens**	**NHL**	**3**	**2**	**0**	**0**	**1**	**1.84**	**.946**	**5**	**2**	**3**	**0**	**2.60**	**.916**
	Hamilton	AHL	41	20	16	3	1	2.37	.919	-	-	-	-	-	-
2014-15	**Canadiens**	**NHL**	**17**	**6**	**6**	**4**	**0**	**2.75**	**.910**	-	-	-	-	-	-
	Hamilton	AHL	2	1	1	0	0	2.52	.919	-	-	-	-	-	-
2015-16	**Canadiens**	**NHL**	**6**	**1**	**3**	**0**	**0**	**3.18**	**.878**	-	-	-	-	-	-
	St. John's	AHL	10	3	3	4	0	2.84	.909	-	-	-	-	-	-
	San Diego	AHL	2	1	1	0	0	2.35	.920	-	-	-	-	-	-
2016-17	**Ducks**	**NHL**	**1**	**0**	**0**	**0**	**0**	**0.00**	**1.000**	-	-	-	-	-	-
	San Diego	AHL	27	17	8	1	1	2.93	.898	2	0	0	0	0.00	1.000
2017-18	Lehigh Valley	AHL	39	20	8	7	5	2.65	.915	3	1	1	0	4.17	.859
	NHL TOTALS		**34**	**10**	**12**	**5**	**1**	**2.84**	**.904**	**5**	**2**	**3**	**0**	**2.60**	**.916**


NEW YORK
RANGERS
FUTURE
BLUE

MORGAN BARRON

CENTER

HEIGHT **6'4"** WEIGHT **210** SHOOTS **LEFT**
BORN **DEC 2, 1998** BIRTHPLACE **HALIFAX, NS**

2017-18 NOTES:

- Registered 18 points (five goals, 13 assists) and a plus-10 rating in 33 games during his freshman year at Cornell University
- Received the Greg Ratushny Award as Cornell's most promising rookie player, as selected by his teammates
- Tied for second on Cornell in game-winning goals (three), tied for third on Cornell in assists, ranked sixth in points, and tied for sixth in goals while helping the team win the ECAC Regular Season Championship
- Cornell posted a 14-1-0 record in games which he registered a point, including a 5-0-0 record in games which he tallied a goal
- Recorded a point in each of his first seven career collegiate games (three goals, four assists), becoming the first player in school history to accomplish the feat
- Tallied his first career collegiate goal/point in his collegiate debut on Oct. 27 against Alabama-Huntsville

CAREER TRANSACTIONS: June 24, 2017 – Selected by the Rangers in the sixth round, 174th overall, of the 2017 NHL Entry Draft.

			REGULAR SEASON					PLAYOFFS				
SEASON	TEAM	LEAGUE	GP	G	A	PTS	PIM	GP	G	A	PTS	PIM
2011-12	Halifax ACCEL Hawks	NSMBHL	35	5	11	16	6	-	-	-	-	-
2012-13	Halifax ACCEL Hawks	NSMBHL	31	21	19	40	10	2	1	1	2	2
2013-14	Newbridge Academy	NSMMHL	32	13	6	19	6	17	5	5	10	2
2014-15	Newbridge Academy	NSMMHL	34	17	25	42	14	16	8	16	24	8
2015-16	St. Andrew's College	CISAA	73	54	43	97	30	4	1	3	4	0
2016-17	St. Andrew's College	CISAA	57	34	26	60	22	4	4	3	7	0
	Sioux City	USHL	5	0	0	0	2	-	-	-	-	-
2017-18	Cornell Univ.	NCAA	33	5	13	18	31	-	-	-	-	-

DANIEL BERNHARDT

RIGHT WING

HEIGHT **6'3"** WEIGHT **194** SHOOTS **LEFT**
BORN **APR 11, 1996** BIRTHPLACE **STOCKHOLM, SWEDEN**

2017-18 NOTES:

- Skated in three games with BIK Karlskoga of Allsvenskan in Sweden (Sweden's second-highest professional hockey league)

CAREER TRANSACTIONS: June 27, 2015 – Selected by the Rangers in the fourth round, 119th overall, of the 2015 NHL Entry Draft.

			REGULAR SEASON					PLAYOFFS				
SEASON	TEAM	LEAGUE	GP	G	A	PTS	PIM	GP	G	A	PTS	PIM
2011-12	Nacka HK U18	SWE-U18	16	4	4	8	2	-	-	-	-	-
2012-13	Djurgardens IF U18	SWE-U18	35	16	9	25	6	9	2	2	4	0
2013-14	Djurgardens IF U20	SuperElit	11	0	0	0	2	1	0	0	0	0
	Djurgardens IF U18	SWE-U18	38	25	38	63	28	4	1	2	3	4
2014-15	Djurgardens IF	SHL	2	0	0	0	0	-	-	-	-	-
	Djurgardens IF U20	SuperElit	44	26	35	61	22	7	2	2	4	0
2015-16	Djurgardens IF	SHL	10	1	0	1	0	-	-	-	-	-
	Djurgardens IF U20	SuperElit	2	1	0	1	2	-	-	-	-	-
	Almtuna	Allsvenskan	13	1	3	4	4	-	-	-	-	-
	London	OHL	29	3	8	11	0	14	2	1	3	0
	London	M-Cup	-	-	-	-	-	4	1	0	1	0
2016-17	Djurgardens IF	SHL	4	0	1	1	0	-	-	-	-	-
	VIK Vasteras HK	Allsvenskan	28	4	1	5	4	10	1	1	2	0
2017-18	BIK Karlskoga	Allsvenskan	3	0	0	0	2	-	-	-	-	-

ADAM HUSKA

GOALTENDER

HEIGHT **6'4"** WEIGHT **227** CATCHES **LEFT**
BORN **MAY 12, 1997** BIRTHPLACE **ZVOLEN, SLOVAKIA**

2017-18 NOTES:

- Posted a 2.59 GAA and a .912 SV% in his sophomore year with the University of Connecticut
- Established collegiate career-bests in appearances (27) and GAA
- Allowed two goals or fewer in 17 of his 27 appearances
- Posted a 1.85 GAA and a .936 SV% in a span of 11 consecutive appearances which he made from Nov. 18 vs. UMass-Lowell to Jan. 12 at Merrimack; allowed two goals or fewer in nine of the 11 appearances
- Named Hockey East Defensive Player of the Week for the week ending on Dec. 10 (2-0-0, 1.57 GAA, .947 SV%)

CAREER TRANSACTIONS: June 27, 2015 – Selected by the Rangers in the seventh round, 184th overall, of the 2015 NHL Entry Draft.

			REGULAR SEASON							PLAYOFFS					
SEASON	TEAM	LEAGUE	GP	W	L	T/OT	SO	GAA	SV%	GP	W	L	SO	GAA	SV%
2011-12	HKM Zvolen U18	SVK-U18	3	-	-	-	0	10.08	.625	-	-	-	-	-	-
	HC Detva U18	SVK-U18 2	2	-	-	-	0	7.95	.814	-	-	-	-	-	-
2012-13	HKM Zvolen U18	SVK-U18	23	-	-	-	1	2.43	.914	-	-	-	-	-	-
2013-14	Team Slovakia U18	Slovakia2	14	-	-	-	0	3.85	.890	-	-	-	-	-	-
	HKM Zvolen U18	SVK-U18	27	-	-	-	0	3.28	.899	5	-	-	0	4.49	.825
	Slovakia	WJ18	3	0	2	0	0	3.00	.905	-	-	-	-	-	-
2014-15	Team Slovakia U18	Slovakia2	25	-	-	-	-	3.66	.901	-	-	-	-	-	-
	Green Bay	USHL	5	0	3	0	0	4.65	.858	-	-	-	-	-	-
	Slovakia	WJ18	5	1	2	0	0	3.01	.913	-	-	-	-	-	-
2015-16	Green Bay	USHL	37	26	9	2	4	1.82	.931	4	1	3	0	2.65	.902
	Slovakia	WJC	5	1	4	0	0	3.90	.899	-	-	-	-	-	-
2016-17	Univ. of Connecticut	NCAA	21	7	9	4	1	2.87	.916	-	-	-	-	-	-
	Slovakia	WJC	3	1	2	0	0	5.00	.873	-	-	-	-	-	-
2017-18	Univ. of Connecticut	NCAA	27	8	16	2	0	2.59	.912	-	-	-	-	-	-

DOMINIK LAKATOS

CENTER

HEIGHT **6'1"** WEIGHT **200** SHOOTS **LEFT**
BORN **APR 8, 1997** BIRTHPLACE **LIBEREC, CZECH REPUBLIC**

2017-18 NOTES:

- Tied his Czech Extraliga career-high in goals (10)
- Led all players 20 years old or younger in Czech Extraliga in goals and points (21), and tied for first among all players 20 years old or younger in assists (11)

CAREER TRANSACTIONS: June 24, 2017 – Selected by the Rangers in the sixth round, 157th overall, of the 2017 NHL Entry Draft.

			REGULAR SEASON					PLAYOFFS				
SEASON	TEAM	LEAGUE	GP	G	A	PTS	PIM	GP	G	A	PTS	PIM
2012-13	Liberec U18	CZE-U18	35	10	7	17	38	5	0	0	0	18
2013-14	Liberec U20	CZE-U20	1	0	0	0	2	-	-	-	-	-
	Liberec U18	CZE-U18	41	17	28	45	60	10	5	8	13	10
2014-15	Liberec	Czech	-	-	-	-	-	1	0	0	0	2
	Liberec U20	CZE-U20	19	3	10	13	22	6	2	1	3	6
	Liberec U18	CZE-U18	29	20	23	43	56	3	4	1	5	10
2015-16	Liberec	Czech	36	7	4	11	20	12	1	4	5	10
	HC Benatky nad Jizerou	Czech2	18	5	13	18	14	1	1	2	3	0
	Liberec U20	CZE-U20	-	-	-	-	-	2	2	2	4	25
	Czech Republic	WJC	5	2	0	2	0	-	-	-	-	-
2016-17	Liberec	Czech	41	10	12	22	80	16	8	5	13	8
	HC Benatky nad Jizerou	Czech2	7	2	5	7	4	-	-	-	-	-
2017-18	Liberec	Czech	50	10	11	21	64	10	1	1	2	30
	HC Benatky nad Jizerou	Czech2	2	1	1	2	2	-	-	-	-	-

TYLER NANNE

DEFENSEMAN/RIGHT WING

HEIGHT **5'10"** WEIGHT **181** SHOOTS **RIGHT**
BORN **MAR 17, 1996** BIRTHPLACE **EDINA, MN**

2017-18 NOTES:

- Registered 10 points (four goals, six assists) in 37 games with the University of Minnesota
- Made his collegiate hockey debut on Oct. 6 at Minnesota Duluth
- Notched his first career collegiate assist/point, which was an assist on the game-winning goal, while skating in his second career collegiate game on Oct. 7 vs. Union
- Tallied his first career collegiate goal on Nov. 4 vs. Michigan State
- Registered two assists on Nov. 25 at Notre Dame
- Recorded the game-winning goal on Dec. 30 vs. Army

CAREER TRANSACTIONS: June 28, 2014 – Selected by the Rangers in the fifth round, 142nd overall, of the 2014 NHL Entry Draft.

			REGULAR SEASON					PLAYOFFS				
SEASON	TEAM	LEAGUE	GP	G	A	PTS	PIM	GP	G	A	PTS	PIM
2011-12	Edina	HIGH-MN	25	5	10	15	10	5	2	5	7	4
2012-13	Edina	HIGH-MN	25	9	10	19	6	6	1	3	4	4
	Lincoln	USHL	2	0	0	0	0	-	-	-	-	-
2013-14	Team Southwest	UMHSEL	20	2	6	8	18	3	0	3	3	4
	Edina	HIGH-MN	25	7	20	27	41	5	5	6	11	11
	Sioux Falls	USHL	4	0	2	2	4	3	0	0	0	0
	U.S. Nat'l Team U18	USDP	1	0	0	0	2	-	-	-	-	-
2014-15	Sioux Falls	USHL	14	1	2	3	14	-	-	-	-	-
	Madison	USHL	29	7	6	13	32	-	-	-	-	-
2015-16	Did Not Play Due to Injury											
2016-17	Did Not Play											
2017-18	Univ. of Minnesota	NCAA	37	4	6	10	16	-	-	-	-	-

TARMO REUNANEN

DEFENSEMAN

HEIGHT **6'0"** WEIGHT **178** SHOOTS **LEFT**
BORN **MAR 1, 1998** BIRTHPLACE **AANEKOSKI, FINLAND**

2017-18 NOTES:

- Skated in 33 games in Liiga with TPS and Lukko, registering four assists
- Tallied his first career Liiga assist/point and posted a plus-one rating on Sept. 19 against Pelicans
- Notched two assists in 16:38 of ice time on Nov. 4 against Karpat
- Recorded nine points (two goals, seven assists) and posted a plus-seven rating in 10 games with TPS' U20 team in Nuorten SM-Liiga
- Notched two assists in two games with SaPKo in Mestis

CAREER TRANSACTIONS: June 25, 2016 – Selected by the Rangers in the fourth round, 98th overall, of the 2016 NHL Entry Draft.

			REGULAR SEASON					PLAYOFFS				
SEASON	TEAM	LEAGUE	GP	G	A	PTS	PIM	GP	G	A	PTS	PIM
2014-15	TPS U20	Jr. A SM-Liiga	42	8	22	30	24	12	1	1	2	0
	Finland U17	WHC-17	6	1	1	2	2	-	-	-	-	-
2015-16	TPS U20	Jr. A SM-Liiga	11	2	4	6	14	2	0	0	0	2
	TPS U18	Jr. B SM-Sarja	-	-	-	-	-	3	0	3	3	2
2016-17	TPS	Liiga	2	0	0	0	0	-	-	-	-	-
	TPS U20	Jr. A SM-Liiga	4	1	2	3	6	3	1	1	2	2
	TUTO	Mestis	42	0	9	9	54	-	-	-	-	-
2017-18	TPS	Liiga	25	0	3	3	0	-	-	-	-	-
	Lukko	Liiga	8	0	1	1	0	-	-	-	-	-
	SaPKo	Mestis	2	0	2	2	2	-	-	-	-	-
	TPS U20	Jr. A SM-Liiga	10	2	7	9	2	-	-	-	-	-



YEGOR RYKOV

DEFENSEMAN

HEIGHT **6'3"** WEIGHT **225** SHOOTS **LEFT**
BORN **APR 14, 1997** BIRTHPLACE **VIDNOE, RUSSIA**

2017-18 NOTES:

- Established KHL career-highs in games played (53), goals (two), assists (12), and points (14)
- Played in more KHL games than any other player 20 years old or younger during the season and recorded more assists and points than any other KHL defenseman 20 years old or younger during the season
- Established a single-game Russian leagues record by logging 61:19 of ice time while helping SKA-Neva win Game 5 of the VHL Final in the sixth overtime against Dinamo St. Petersburg on Apr. 25

CAREER TRANSACTIONS: June 25, 2016 – Selected by New Jersey in the fifth round, 132nd overall, of the 2016 NHL Entry Draft. **February 22, 2018 –** Acquired by the Rangers, along with a second-round pick in the 2018 NHL Entry Draft (later traded), in exchange for Michael Grabner.

			REGULAR SEASON					PLAYOFFS				
SEASON	TEAM	LEAGUE	GP	G	A	PTS	PIM	GP	G	A	PTS	PIM
2013-14	SKA-1946 St. Petersburg	MHL	37	1	6	7	20	4	0	0	0	2
	Russia	WHC-17	6	0	4	4	0	-	-	-	-	-
2014-15	SKA-1946 St. Petersburg	MHL	42	5	16	21	8	7	1	1	2	0
	Russia	WJC-18	5	0	0	0	0	-	-	-	-	-
2015-16	SKA-St. Petersburg	KHL	10	0	1	1	0	2	0	0	0	2
	SKA-Neva St. Petersburg	VHL	10	0	2	2	8	5	1	0	1	0
	SKA-1946 St. Petersburg	MHL	20	3	7	10	10	2	0	0	0	0
	Russia	WJC	7	1	2	3	2	-	-	-	-	-
2016-17	SKA-St. Petersburg	KHL	47	0	9	9	8	15	0	0	0	7
	SKA-1946 St. Petersburg	MHL	-	-	-	-	-	1	0	0	0	0
	Russia	WJC	7	1	6	7	0	-	-	-	-	-
2017-18	SKA-St. Petersburg	KHL	53	2	12	14	20	13	0	2	2	5
	SKA-Neva St. Petersburg	VHL	7	0	6	6	2	8	1	1	2	2
	SKA-1946 St. Petersburg	MHL	-	-	-	-	-	1	0	0	0	2

IGOR SHESTERKIN

GOALTENDER

HEIGHT **6'1"** WEIGHT **187** CATCHES **LEFT**
BORN **DEC 30, 1995** BIRTHPLACE **MOSCOW, RUSSIA**

2017-18 NOTES:

- Tied for third among KHL goaltenders in shutouts (seven), ranked fourth in GAA (1.70), and ranked sixth in SV% (.933)
- Was a member of the gold medal-winning Olympic Athletes from Russia team at the 2018 Winter Olympics
- Posted a 2-1-1 record, along with a 1.46 GAA, a .942 SV%, and 2 SO at the 2018 IIHF World Championship

CAREER TRANSACTIONS: June 28, 2014 – Selected by the Rangers in the fourth round, 118th overall, of the 2014 NHL Entry Draft.

			REGULAR SEASON							PLAYOFFS					
SEASON	TEAM	LEAGUE	GP	W	L	T/OT	SO	GAA	SV%	GP	W	L	SO	GAA	SV%
2012-13	MHK Spartak Moscow Jr.	MHL	15	9	1	4	2	2.10	.920	9	6	3	3	1.59	.948
	Russia	WJ18	6	4	2	0	0	2.26	.937	-	-	-	-	-	-
2013-14	MHK Spartak Moscow Jr.	MHL	23	14	5	4	5	1.42	.947	19	12	7	4	1.75	.937
	Spartak Moscow	KHL	9	1	5	0	1	2.80	.903	-	-	-	-	-	-
2014-15	SKA-St. Petersburg	KHL	6	3	0	3	0	2.33	.917	-	-	-	-	-	-
	SKA-Karelia	VHL	8	3	3	2	1	1.72	.943	-	-	-	-	-	-
	SKA-1946 St. Petersburg	MHL	3	2	0	1	0	2.26	.934	13	7	6	1	2.47	.910
	Russia	WJC	5	3	1	0	1	1.98	.938	-	-	-	-	-	-
2015-16	SKA-St. Petersburg	KHL	7	5	2	0	1	2.58	.912	-	-	-	-	-	-
	SKA-Neva St. Petersburg	VHL	25	16	6	3	6	1.19	.954	-	-	-	-	-	-
	SKA-1946 St. Petersburg	MHL	2	1	1	0	0	1.51	.946	-	-	-	-	-	-
2016-17	SKA-St. Petersburg	KHL	39	31	4	1	8	1.64	.937	5	4	1	0	1.84	.940
2017-18	SKA-St. Petersburg	KHL	28	24	2	2	7	1.70	.933	1	0	0	0	0.00	1.000
	Russia	WC	4	2	1	1	2	1.46	.942						

CALLE SJALIN

DEFENSEMAN

HEIGHT **6'1"** WEIGHT **179** SHOOTS **LEFT**
BORN **SEP 2, 1999** BIRTHPLACE **OSTERSUND, SWEDEN**

2017-18 NOTES:

- Split the season between Leksands in Allsvenskan (Sweden's second-highest pro league) and Leksands' U20 team in SuperElit (Sweden's top junior league)
- Skated in 24 games with Leksands in Allsvenskan, registering three assists and eight penalty minutes
- Played in four qualification games in Allsvenskan
- Skated in 13 games with Leksands' U20 team in SuperElit, recording five assists and 10 penalty minutes
- Tied for fifth among team defensemen in points per game (0.38)
- Skated in two playoff contests in SuperElit

CAREER TRANSACTIONS: June 24, 2017 – Selected by the Rangers in the fifth round, 145th overall, of the 2017 NHL Entry Draft.

			REGULAR SEASON					PLAYOFFS				
SEASON	TEAM	LEAGUE	GP	G	A	PTS	PIM	GP	G	A	PTS	PIM
2014-15	Ostersunds IK U18	SWE-U18	27	9	11	20	22	-	-	-	-	-
2015-16	Did Not Play											
2016-17	Ostersunds IK	Division I	34	5	10	15	26	-	-	-	-	-
	Timra IK	Allsvenskan	2	0	0	0	0	4	1	0	1	0
	Timra IK U20	SuperElit	1	0	1	1	0	4	0	0	0	2
	Sweden	WJC-18	6	0	0	0	2	-	-	-	-	-
2017-18	Leksands IF	Allsvenskan	24	0	3	3	8	4	0	0	0	0
	Leksands IF U20	SuperElit	13	0	5	5	10	2	0	0	0	0

PATRIK VIRTA

CENTER

HEIGHT **5'11"** WEIGHT **180** SHOOTS **RIGHT**
BORN **MAR 6, 1996** BIRTHPLACE **HAMEENLINNA, FINLAND**

2017-18 NOTES:

- Established Liiga career-highs in games played (58), assists (26), and points (40), and tied Liiga career-highs in goals (14) and plus/minus rating (plus-nine)
- Ranked third on TPS in assists, tied for third in plus/minus rating, and ranked fourth on the team in points

CAREER TRANSACTIONS: June 24, 2017 – Selected by the Rangers in the seventh round, 207th overall, of the 2017 NHL Entry Draft.

			REGULAR SEASON					PLAYOFFS				
SEASON	TEAM	LEAGUE	GP	G	A	PTS	PIM	GP	G	A	PTS	PIM
2010-11	HPK U16	Jr. C SM-Sarja	6	0	1	1	6	3	0	0	0	0
2011-12	HPK U16	Jr. C SM-Sarja	30	15	20	35	10	-	-	-	-	-
	HPK U16	Jr. C SM-Sarja Q	6	2	6	8	0	-	-	-	-	-
2012-13	HPK U18	Jr. B SM-Sarja	46	18	28	46	43	6	5	2	7	2
	HPK U17	Jr. B2 SM-Sarja	1	0	2	2	0	9	9	2	11	4
2013-14	HPK U20	Jr. A SM-Liiga	32	15	14	29	8	3	0	0	0	2
	HPK U18	Jr. B SM-Sarja	5	7	4	11	0	1	1	0	1	0
2014-15	HPK	Liiga	5	2	0	2	2	-	-	-	-	-
	HPK U20	Jr. A SM-Liiga	43	29	46	75	55	12	10	5	15	10
2015-16	TPS	Liiga	33	2	2	4	8	1	0	0	0	0
	TUTO	Mestis	4	1	1	2	4	-	-	-	-	-
	SaPKo	Mestis	7	2	2	4	2	5	2	2	4	0
	TPS U20	Jr. A SM-Liiga	2	0	1	1	2	-	-	-	-	-
2016-17	TPS	Liiga	49	14	13	27	22	6	5	1	6	4
2017-18	TPS	Liiga	58	14	26	40	24	8	2	1	3	0

TYLER WALL

GOALTENDER

HEIGHT **6'3"** WEIGHT **220** CATCHES **LEFT**
BORN **JAN 14, 1998** BIRTHPLACE **LEAMINGTON, ON**

2017-18 NOTES:

- Appeared in 12 games with UMass-Lowell of the NCAA
- Posted a 2.55 GAA and a .910 SV% over his final six appearances of the season
- Earned a win in three consecutive appearances from Jan. 12 at Arizona State to Jan. 26 vs. Boston College (1.32 GAA, .946 SV%, 1 SO over the span)
- Stopped all 24 shots he faced to earn a win and shutout on Jan. 12 at Arizona State

CAREER TRANSACTIONS: June 25, 2016 – Selected by the Rangers in the sixth round, 174th overall, of the 2016 NHL Entry Draft.

			REGULAR SEASON							PLAYOFFS					
SEASON	TEAM	LEAGUE	GP	W	L	T/OT	SO	GAA	SV%	GP	W	L	SO	GAA	SV%
2012-13	Sun County Panthers	AHMMPL	-	-	-	-	-	-	-	1	-	-	-	3.00	.927
2013-14	Sun County Panthers	AHMMPL	17	-	-	-	-	2.29	.918	4	-	-	-	3.08	.906
2014-15	Windsor Jr. Spitfires	AHMPL	19	-	-	-	-	2.32	.929	5	-	-	-	2.55	.922
	Leamington	GOJHL	1	0	1	0	0	7.00	.825	-	-	-	-	-	-
2015-16	Leamington	GOJHL	31	27	2	1	4	1.49	.940	12	7	5	1	2.58	.898
2016-17	UMass-Lowell	NCAA	37	26	10	1	2	2.06	.918	-	-	-	-	-	-
2017-18	UMass-Lowell	NCAA	12	3	9	0	1	3.98	.868	-	-	-	-	-	-

Rangers prospects visited the "Comeback Season: Sports After 9/11" exhibit at the The National September 11 Memorial & Museum during the team's annual Development Camp this past summer.

VITALI KRAVTSOV

SELECTED **FIRST ROUND, NINTH OVERALL**

RIGHT WING

HEIGHT **6'3"** WEIGHT **181** SHOOTS **LEFT**
BORN **DEC 23, 1999** BIRTHPLACE **VLADIVOSTOK, RUSSIA**

2017-18 NOTES: Received the Alexei Cherepanov Award as the Kontinental Hockey League's Rookie of the Year ... Registered six goals and five assists for 11 points in 16 games during the Gagarin Cup Playoffs ... His 11 points were the most a KHL junior player (younger than 20 years old) has registered in one playoff year in the league's history, eclipsing the previous record of nine held by Evgeny Kuznetsov and Valeri Nichushkin ... His six goals in the Gagarin Cup Playoffs were tied for the second-most a KHL junior player has recorded in one playoff year in the league's history ... Became one of only three players younger than 22 years old in KHL history to register at least 11 points in one playoff year (along with Vladimir Tarasenko and Kuznetsov).

SCOUTING REPORT: Power forward who plays an aggressive style of hockey ... Accurate shot with a quick release ... Has soft hands and is able to handle the puck and make plays in traffic ... Above average hockey IQ.

BACKGROUND: Has played in the Traktor Chelyabinsk organization in Russia since the 2014-15 season when he was a 14-year-old ... Models his style of play after Evgeny Kuznetsov.

QUOTEBOOK: "He's a high-end hockey player. We had him (rated) as the second-best forward in the Draft. What he did in the KHL, especially in the playoffs ... he looked like he was just getting ready to break out for an 18-year-old boy at that level." – Gordie Clark, Director, Player Personnel

			REGULAR SEASON					PLAYOFFS				
SEASON	TEAM	LEAGUE	GP	G	A	PTS	PIM	GP	G	A	PTS	PIM
2017-18	Traktor	KHL	35	4	3	7	6	16	6	5	11	8
	Chelmet	VHL	9	4	3	7	4	-	-	-	-	-
	Belye Medvedi	MHL	1	1	2	3	0	2	1	3	4	0

K'ANDRE MILLER

SELECTED **FIRST ROUND, 22ND OVERALL**

DEFENSEMAN

HEIGHT **6'4"** WEIGHT **200** SHOOTS **LEFT**
BORN **JAN 21, 2000** BIRTHPLACE **ST. PAUL, MN**

2017-18 NOTES: Skated in 58 regular season and tournament games with the U.S. National U18 Team in the USA Hockey National Team Development Program (USNTDP), registering nine goals and 20 assists for 29 points, along with a plus-23 rating ... Ranked third among defensemen on the U.S. National U18 Team in goals, points, and plus/minus rating ... Skated in 22 games with Team USA in the United States Hockey League (USHL), registering 16 points (four goals, 12 assists) and a plus-13 rating ... Led all defensemen on Team USA (min. two games played) in points per game (0.73) ... Participated in the 2017 CCM/USA Hockey All-American Prospects Game ... Helped the United States earn a silver medal at the 2018 IIHF U18 World Championship.

SCOUTING REPORT: Two-way defenseman who possesses excellent speed and agility ... Uses his size and strength to knock opponents off the puck.

BACKGROUND: Is committed to attend the University of Wisconsin beginning with the 2018-19 season ... Models his style of play after Seth Jones and Roman Josi ... Held a part-time job as a model while growing up; appeared in a Honda commercial with NHL stars, including Rangers legend Mike Richter, in 2010 when he was 10 years old.

QUOTEBOOK: "He reminds me a lot of Brady Skjei with his mobility. He is an elite athlete. He is going to be a top-four defenseman in the NHL." – Gordie Clark, Director, Player Personnel

			REGULAR SEASON					PLAYOFFS				
SEASON	TEAM	LEAGUE	GP	G	A	PTS	PIM	GP	G	A	PTS	PIM
2017-18	U.S. National U18 Team	USNTDP	58	9	20	29	26	-	-	-	-	-
	Team USA	USHL	22	4	12	16	13	-	-	-	-	-
	United States	WJC-18	7	1	2	3	4	-	-	-	-	-

NILS LUNDKVIST

SELECTED **FIRST ROUND, 28TH OVERALL**

DEFENSEMAN

HEIGHT **5'11"** WEIGHT **172** SHOOTS **RIGHT**
BORN **JUL 27, 2000** BIRTHPLACE **PITEA, SWEDEN**

2017-18 NOTES: Split the season between Lulea in the Swedish Hockey League (SHL) and Lulea's junior team in SuperElit ... Skated in 28 SHL games with Lulea, registering two goals and three assists for five points, along with a plus-two rating ... Ranked third among SHL players younger than 18 years old in goals and points, trailing only Rasmus Dahlin and David Gustafsson, and he also tied for third among SHL players younger than 18 years old in assists ... Skated in 26 games with Lulea's junior team in SuperElit, registering three goals and 11 assists for 14 points ... Selected as the Best Defenseman in SuperElit ... Participated in the 2018 IIHF U18 World Championship, registering two assists and a plus-one rating in seven games while helping Sweden earn a bronze medal.

SCOUTING REPORT: Is a skilled, puck-moving, two-way defenseman ... Possesses above average hockey IQ and makes smart decisions with the puck ... Is a strong skater who enjoys joining the rush from the blueline.

BACKGROUND: Models his game after Erik Karlsson, John Klingberg, and Kris Letang ... His uncle, Jan Sandstrom, was selected by Anaheim in the sixth round of the 1999 NHL Entry Draft ... Has played in Lulea's organization in Sweden since the 2015-16 season when he was a 15-year-old.

QUOTEBOOK: "He has an internal fire, the engine that burns really bright, and it shows whether you meet him as a human being or you watch him on the ice." – Nickolai Bobrov, Director of European Scouting

			REGULAR SEASON					PLAYOFFS				
SEASON	TEAM	LEAGUE	GP	G	A	PTS	PIM	GP	G	A	PTS	PIM
2017-18	Lulea	SHL	28	2	3	5	0	2	0	0	0	0
	Lulea U20	SuperElit	26	3	11	14	18	6	0	5	5	6
	Sweden	WJC-18	7	0	2	2	2	-	-	-	-	-

OLOF LINDBOM

SELECTED **SECOND ROUND, 39TH OVERALL**

GOALTENDER

HEIGHT **6'2"** WEIGHT **176** CATCHES **LEFT**
BORN **JUL 23, 2000** BIRTHPLACE **STOCKHOLM, SWEDEN**

2017-18 NOTES: Appeared in 20 games with Djurgardens' U20 team in SuperElit, posting a 3.10 GAA and a .897 SV% ... Was one of 11 goaltenders younger than 20 years old to appear in at least 20 games in SuperElit ... Helped Djurgardens' U18 team win a gold medal and was named the MVP of the Playoffs, as he posted a 1.20 GAA and a .955 SV% in five appearances ... Named the Best Goaltender at the 2018 IIHF U18 World Championship, as he posted a 1.66 GAA and a .949 SV% in six appearances while helping Sweden earn a bronze medal ... Helped Sweden earn a bronze medal at the 2017 Ivan Hlinka Memorial Tournament.

SCOUTING REPORT: Above average hockey IQ; thinks the game extremely well and is able to anticipate how the play will develop ... Quick lateral movements in the crease ... Is calm under pressure and is a steady performer.

BACKGROUND: Models his game after Rangers goaltender Henrik Lundqvist ... Has played in Djurgardens' organization in Sweden since the 2014-15 season ... Helped Sweden earn a gold medal at the 2016 World U17 Hockey Challenge; posted a 2.22 GAA and a .922 SV% in six appearances in the tournament.

QUOTEBOOK: "He possesses many valuable fundamental qualities to become an NHL goalie in the future. The most notable quality he has is an exceptional ability to read the game for someone his age." – Jan Gajdosik, European Scout

			REGULAR SEASON							PLAYOFFS					
SEASON	TEAM	LEAGUE	GP	W	L	T/OT	SO	GAA	SV%	GP	W	L	SO	GAA	SV%
2017-18	Djurgardens U20	SuperElit	20	-	-	-	-	3.10	.897	3	-	-	-	5.61	.823
	Djurgardens U18	SWE-U18	1	-	-	-	-	0.99	.958	5	-	-	-	1.20	.955
	Sweden	WJC-18	6	4	2	0	0	1.66	.949	-	-	-	-	-	-

JACOB RAGNARSSON

SELECTED **THIRD ROUND, 70TH OVERALL**

DEFENSEMAN

HEIGHT **6'0"** WEIGHT **175** SHOOTS **LEFT**
BORN **SEP 23, 1999** BIRTHPLACE **MOUNTAIN VIEW, CA**

2017-18 NOTES: Skated in 47 games with Almtuna IS in Allsvenskan, registering four goals and nine assists for 13 points, along with 24 penalty minutes ... Led all players younger than 19 years old in Allsvenskan in games played ... Led all defensemen younger than 19 years old in Allsvenskan in goals, assists, and points ... Ranked third among team defensemen in goals and ranked fourth among all team defensemen in points.

SCOUTING REPORT: Defensive defenseman with terrific skating ability ... Accurate passer who handles the puck well under pressure ... Excellent awareness in his own zone, which allows him to defend well in battles against bigger opponents.

BACKGROUND: His father, Marcus Ragnarsson, played parts of nine NHL seasons (1995-96 – 2003-04) ... Was born in California when his father played for the San Jose Sharks, but was raised in Sweden and has represented Sweden in several international tournaments ... Has played in Almtuna's organization in Sweden in each of the last four seasons (2014-15 – 2017-18).

QUOTEBOOK: "He is a very powerful and smooth skater. In addition, he combines this skating ability with great timing and awareness in his game." – Patric Kjellberg, European Scout

			REGULAR SEASON					PLAYOFFS				
SEASON	TEAM	LEAGUE	GP	G	A	PTS	PIM	GP	G	A	PTS	PIM
2017-18	Almtuna IS	Allsvenskan	47	4	9	13	24	-	-	-	-	-
	Almtuna IS U20	SuperElit	1	0	0	0	0	-	-	-	-	-

JOEY KEANE

SELECTED **THIRD ROUND, 88TH OVERALL**

DEFENSEMAN

HEIGHT **6'0"** WEIGHT **183** SHOOTS **RIGHT**
BORN **JUL 2, 1999** BIRTHPLACE **CHICAGO, IL**

2017-18 NOTES: Skated in 62 games with the Barrie Colts of the Ontario Hockey League (OHL), registering 12 goals and 32 assists for 44 points, along with a plus-45 rating and 52 penalty minutes ... Was named to the OHL Third All-Star Team ... Established OHL career-highs in several categories, including goals, assists, points, and plus/minus rating ... Ranked third in the OHL – and led all defensemen in the league – in plus/minus rating, and was tied for 13th among all OHL defensemen in points ... Served as an alternate captain for Barrie in his second season in the league ... Registered seven assists and a plus-three rating in the playoffs; led all Barrie defensemen in assists and points in the playoffs.

SCOUTING REPORT: Possesses excellent speed and hockey sense ... Consistently shows the ability to skate with the puck from deep within his own zone to the opposing goal ... Can defend both in a gritty, physical manner and with finesse depending on the situation.

BACKGROUND: Played with the Dubuque Fighting Saints of the United States Hockey League (USHL) prior to joining Barrie ... Represented the United States at the 2016 Ivan Hlinka Memorial Tournament.

QUOTEBOOK: "He was one of, if not the most, improved players in the OHL last season. His skating and mobility jumped off the chart and his game took on a whole new complexion. He now presents the picture of a throwback-type defenseman with the modern skill set required in today's NHL." – Peter Stephan, Amateur Scout

			REGULAR SEASON					PLAYOFFS				
SEASON	TEAM	LEAGUE	GP	G	A	PTS	PIM	GP	G	A	PTS	PIM
2017-18	Barrie	OHL	62	12	32	44	52	12	0	7	7	8

NICO GROSS

SELECTED **FOURTH ROUND, 101ST OVERALL**

DEFENSEMAN

HEIGHT **6'1"** WEIGHT **188** SHOOTS **LEFT**
BORN **JAN 26, 2000** BIRTHPLACE **PONTRESINA, SWITZERLAND**

2017-18 NOTES: Skated in 58 games with the Oshawa Generals of the Ontario Hockey League (OHL), registering four goals and 10 assists for 14 points, along with 46 penalty minutes ... Named to the OHL Second All-Rookie Team ... Represented Switzerland at the 2018 IIHF World Junior Championship, the 2018 IIHF U18 World Championship, and the 2017 Ivan Hlinka Memorial Tournament during the season ... Served as the captain of Switzerland's team at the 2018 IIHF U18 World Championship; recorded four points (one goal, three assists) in six games during the tournament.

SCOUTING REPORT: Mobile, two-way defenseman ... Uses his speed to join the rush offensively and recover defensively if necessary ... Is poised under pressure ... Consistently makes a good first outlet pass from his own zone to start an offensive attack.

BACKGROUND: Represented Switzerland at the IIHF U18 World Championship three times (2016, 2017, 2018) and the IIHF World Junior Championship twice (2017 and 2018) ... Was one of only two players younger than 17 years old who participated in the 2017 IIHF World Junior Championship (along with Rasmus Dahlin).

QUOTEBOOK: "He possesses a well-rounded game and is capable of playing in all situations. He competes hard and defends effectively with his size, strength, mobility, and smarts." – Rich Brown, Amateur Scout

			REGULAR SEASON					PLAYOFFS				
SEASON	TEAM	LEAGUE	GP	G	A	PTS	PIM	GP	G	A	PTS	PIM
2017-18	Oshawa	OHL	58	4	10	14	46	5	0	0	0	15
	Switzerland	WJC	5	0	0	0	2	-	-	-	-	-
	Switzerland	WJC-18	6	1	3	4	12	-	-	-	-	-

LAURI PAJUNIEMI

SELECTED **FIFTH ROUND, 132ND OVERALL**

RIGHT WING

HEIGHT **5'11"** WEIGHT **187** SHOOTS **RIGHT**
BORN **SEP 12, 1999** BIRTHPLACE **TAMPERE, FINLAND**

2017-18 NOTES: Split the season between TPS of Liiga in Finland and TPS' U20 team in Nuorten SM-liiga ... Skated in 32 games with TPS in Liiga, registering two goals and five assists for seven points, along with four penalty minutes ... Ranked ninth among players younger than 19 years old in Liiga in points ... Tallied four points (three goals, one assist) in nine playoff contests in Liiga; ranked fourth on TPS in goals in the playoffs ... Skated with TPS in the Champions Hockey League (CHL) tournament; notched two goals in six contests ... Registered 10 points (three goals, seven assists) in 14 regular season games with TPS' junior team in Nuorten SM-liiga.

SCOUTING REPORT: Strong skater with quick feet ... Possesses an above average shot with a quick release ... Smart player who consistently generates scoring chances for his team.

BACKGROUND: Has played in TPS' organization in Finland for the last five seasons (2013-14 – 2017-18) ... In 2015-16, was named to the First All-Star Team in B-nuorten SM-sarja (Finland's U18 league) and won the Matti Hagman Award for leading the league in points (76; 28 goals, 48 assists in 45 games) ... Represented Finland at the 2016 Ivan Hlinka Memorial Tournament.

QUOTEBOOK: "He is very strong with the puck. He uses his hockey sense and skill set well to score goals or to make the right available play in the offensive zone." – Mikko Eloranta, European Scout

			REGULAR SEASON					PLAYOFFS				
SEASON	TEAM	LEAGUE	GP	G	A	PTS	PIM	GP	G	A	PTS	PIM
2017-18	TPS	Liiga	32	2	5	7	4	9	3	1	4	2
	TPS U20	Jr. Liiga	14	3	7	10	18	-	-	-	-	-

SIMON KJELLBERG

SELECTED **SIXTH ROUND, 163RD OVERALL**

DEFENSEMAN

HEIGHT **6'3"** WEIGHT **200** SHOOTS **LEFT**
BORN **FEB 17, 2000** BIRTHPLACE **NASHVILLE, TN**

2017-18 NOTES: Skated in 43 games with Rogle BK's junior (U20) team in SuperElit, registering four goals and five assists for nine points, along with 24 penalty minutes ... Tallied three points (two goals, one assist) and recorded two penalty minutes in three playoff contests in SuperElit ... Skated in five regular season games with Rogle BK's U18 team ... Registered three assists/points and recorded four penalty minutes in five contests with Rogle BK's U18 team.

SCOUTING REPORT: Reads the game well ... Is very sound positionally; uses his stick properly to defend and is always effective in his own zone ... Is mobile for his size ... Makes an accurate first pass out of his own zone and has the ability to join the rush when appropriate.

BACKGROUND: Will play with the Dubuque Fighting Saints of the United States Hockey League (USHL) in 2018-19 ... His father, Patric Kjellberg, played parts of six seasons in the NHL ... Was born in Nashville, Tennessee when his father played for the Nashville Predators, but he has represented Sweden in international competition; helped his district of Dalarna earn a bronze medal in the annual TV-Pucken tournament in 2014-15 and 2015-16.

QUOTEBOOK: "He does many little things well when he defends. He is a good-sized, defensive defenseman who plays smart, alert, and effective in his own end." – Jan Gajdosik, European Scout

			REGULAR SEASON					PLAYOFFS				
SEASON	TEAM	LEAGUE	GP	G	A	PTS	PIM	GP	G	A	PTS	PIM
2017-18	Rogle BK U20	SuperElit	43	4	5	9	24	3	2	1	3	2
	Rogle BK U18	SWE-U18	5	0	0	0	2	5	0	3	3	4

RILEY HUGHES

SELECTED **SEVENTH ROUND, 216TH OVERALL**

RIGHT WING

HEIGHT **6'1"** WEIGHT **173** SHOOTS **RIGHT**
BORN **JUN 27, 2000** BIRTHPLACE **WESTWOOD, MA**

2017-18 NOTES: Skated in 30 games at St. Sebastian's School in Massachusetts, registering 21 goals and 15 assists for 36 points, along with four penalty minutes ... Led St. Sebastian's School in goals and points ... Skated in two games with the Sioux Falls Stampede of the United States Hockey League (USHL).

SCOUTING REPORT: Uses a combination of size and skill to generate offense ... Plays with passion and determination every shift ... Possesses above average hockey sense, and his in-game decisions with his positioning on the ice and his ability to make plays are always noticeable.

BACKGROUND: Will play with the Victoria Grizzlies of the British Columbia Hockey League (BCHL) in 2018-19 ... Is committed to play collegiate hockey at Northeastern University beginning with the 2019-20 season ... Has played at St. Sebastian's School in each of the last three seasons (2015-16 – 2017-18), registering 35 goals and 27 assists for 62 points in 78 games.

QUOTEBOOK: "He had a big year last season in taking his game to the next level with his size, speed, and skill. He is relentless on the forecheck in hunting down pucks, and he is a reliable player in all situations." – Brendon Clark, Amateur Scout

			REGULAR SEASON					PLAYOFFS				
SEASON	TEAM	LEAGUE	GP	G	A	PTS	PIM	GP	G	A	PTS	PIM
2017-18	St. Sebastian's School	USHS	30	21	15	36	4	-	-	-	-	-
	Sioux Falls	USHL	2	0	0	0	0	-	-	-	-	-

2018-19 NEW YORK RANGERS ROSTER

FORWARDS	HEIGHT	WEIGHT	SHOOTS	BIRTHPLACE
Andersson, Lias	6'1"	204	Left	Smogen, Sweden
Beleskey, Matt	6'0"	207	Left	Windsor, Ontario
Buchnevich, Pavel	6'3"	196	Left	Cherepovets, Russia
Chytil, Filip	6'2"	208	Left	Kromeriz, Czech Republic
Fast, Jesper	6'1"	192	Right	Nassjo, Sweden
Fogarty, Steven	6'3"	210	Right	Chambersburg, Pennsylvania
Fontaine, Gabriel	6'1"	201	Left	Sherbrooke, Quebec
Gettinger, Tim	6'6"	220	Left	Cleveland, Ohio
Gropp, Ryan	6'3"	187	Left	Kamloops, British Columbia
Hayes, Kevin	6'5"	216	Left	Dorchester, Massachusetts
Holland, Peter	6'2"	193	Left	Toronto, Ontario
Howden, Brett	6'3"	195	Left	Calgary, Alberta
Kreider, Chris	6'3"	216	Left	Boxford, Massachusetts
Leedahl, Dawson	6'1"	197	Left	Saskatoon, Saskatchewan
Lettieri, Vinni	5'11"	191	Right	Excelsior, Minnesota
Lindqvist, Michael	5'11"	175	Right	Danderyd, Sweden
McLeod, Cody	6'2"	204	Left	Binscarth, Manitoba
Meskanen, Ville	6'1"	188	Right	Tampere, Finland
Namestnikov, Vladislav	6'0"	184	Left	Zhukovskiy, Russia
Nieves, Boo	6'3"	210	Left	Syracuse, New York
Ronning, Ty	5'9"	178	Right	Burnaby, British Columbia
Schneider, Cole	6'2"	199	Left	Williamsville, New York
Spooner, Ryan	5'11"	191	Left	Ottawa, Ontario
Vesey, Jimmy	6'3"	199	Left	North Reading, Massachusetts
Zibanejad, Mika	6'2"	213	Right	Huddinge, Sweden
Zuccarello, Mats	5'8"	184	Left	Oslo, Norway

DEFENSEMEN	HEIGHT	WEIGHT	SHOOTS	BIRTHPLACE
Bigras, Chris	6'1"	191	Left	Orillia, Ontario
Claesson, Fredrik	6'1"	196	Left	Stockholm, Sweden
Crawley, Brandon	6'1"	204	Left	Glen Rock, New Jersey
Day, Sean	6'3"	225	Left	Leuven, Belgium
DeAngelo, Tony	5'11"	180	Right	Sewell, New Jersey
Gilmour, John	6'0"	190	Left	Montreal, Quebec
Hajek, Libor	6'2"	204	Left	Smrcek, Czech Republic
Lindgren, Ryan	6'0"	201	Left	Burnsville, Minnesota
McQuaid, Adam	6'4"	210	Right	Charlottetown, Prince Edward Island
O'Gara, Rob	6'4"	214	Left	Massapequa, New York
Pedrie, Vince	6'0"	190	Left	Rochester, Minnesota
Pionk, Neal	6'0"	186	Right	Hermantown, Minnesota
Shattenkirk, Kevin	6'0"	206	Right	New Rochelle, New York
Skjei, Brady	6'3"	214	Left	Lakeville, Minnesota
Smith, Brendan	6'2"	195	Left	Mimico, Ontario
Staal, Marc	6'4"	213	Left	Thunder Bay, Ontario

GOALTENDERS	HEIGHT	WEIGHT	CATCHES	BIRTHPLACE
Georgiev, Alexandar	6'1"	179	Left	Ruse, Bulgaria
Halverson, Brandon	6'4"	210	Left	Traverse City, Michigan
Lundqvist, Henrik	6'1"	180	Left	Are, Sweden
Mazanec, Marek	6'4"	202	Right	Pisek, Czech Republic
Nell, Chris	6'2"	201	Left	Green Bay, Wisconsin
Tokarski, Dustin	6'0"	198	Left	Watson, Saskatchewan

2018-19 NEW YORK RANGERS ROSTER

BIRTHDATE	2017-18 TEAM	GP	G	A	PTS	PIM
10/13/98	Rangers (NHL)	7	1	1	2	0
	Hartford (AHL)	25	5	9	14	8
	Frolunda (SHL)	22	7	7	14	20
	Sweden (WC)	10	1	1	2	4
	Sweden (WJC)	7	6	1	7	6
6/7/88	Bruins (NHL)	14	0	0	0	17
	Rangers (NHL)	1	0	0	0	4
	Providence (AHL)	21	4	2	6	15
	Hartford (AHL)	14	1	5	6	11
4/17/95	Rangers (NHL)	74	14	29	43	20
	Russia (WC)	8	1	3	4	2
9/5/99	Rangers (NHL)	9	1	2	3	4
	Hartford (AHL)	46	11	20	31	6
	Czech Republic (WC)	7	1	1	2	2
	Czech Republic (WJC)	7	2	2	4	0
12/2/91	Rangers (NHL)	71	13	20	33	26
4/19/93	Rangers (NHL)	1	0	0	0	2
	Hartford (AHL)	63	9	11	20	22
4/30/97	Hartford (AHL)	68	9	9	18	2
4/14/98	Sault Ste. Marie (OHL)	66	33	36	69	53
9/16/96	Hartford (AHL)	59	14	7	21	14
5/8/92	Rangers (NHL)	76	25	19	44	18
1/14/91	Rangers (NHL)	23	1	3	4	7
	Laval (AHL)	20	8	11	19	19
	Hartford (AHL)	16	5	9	14	21
3/29/98	Moose Jaw (WHL)	49	24	51	75	42
	Canada (WJC)	7	3	4	7	4
4/30/91	Rangers (NHL)	58	16	21	37	44
	United States (WC)	10	4	6	10	2
3/19/96	Hartford (AHL)	38	2	6	8	35
	Greenville (ECHL)	24	9	12	21	22
2/6/95	Rangers (NHL)	19	1	4	5	0
	Hartford (AHL)	55	23	13	36	31
9/12/94	Farjestad (SHL)	33	20	14	34	22
6/26/84	Predators (NHL)	23	1	1	2	72
	Rangers (NHL)	25	0	2	2	39
10/2/95	Ilves (Liiga)	48	24	20	44	4
11/22/92	Lightning (NHL)	62	20	24	44	35
	Rangers (NHL)	19	2	2	4	10
1/23/94	Rangers (NHL)	28	1	8	9	12
	Hartford (AHL)	40	8	13	21	12
10/20/97	Vancouver (WHL)	70	61	23	84	47
	Hartford (AHL)	3	0	0	0	2
8/26/90	Hartford (AHL)	76	16	34	50	33
1/30/92	Bruins (NHL)	39	9	16	25	2
	Rangers (NHL)	20	4	12	16	2
5/26/93	Rangers (NHL)	79	17	11	28	20
4/18/93	Rangers (NHL)	72	27	20	47	14
	Sweden (WC)	10	6	5	11	0
9/1/87	Rangers (NHL)	80	16	37	53	36

BIRTHDATE	2017-18 TEAM	GP	G	A	PTS	PIM
2/22/95	Avalanche (NHL)	15	0	1	1	2
	San Antonio (AHL)	20	1	5	6	14
	Hartford (AHL)	18	2	11	13	8
11/24/92	Senators (NHL)	64	1	6	7	35
2/2/97	Hartford (AHL)	64	2	3	5	99
1/9/98	Windsor (OHL)	27	4	17	21	8
	Kingston (OHL)	23	1	25	26	4
10/24/95	Rangers (NHL)	32	0	8	8	11
	Hartford (AHL)	29	2	11	13	17
5/17/93	Rangers (NHL)	28	2	3	5	14
	Hartford (AHL)	44	6	20	26	22
2/4/98	Saskatoon (WHL)	33	8	17	25	26
	Regina (WHL)	25	4	10	14	4
	Regina (M-Cup)	5	1	2	3	2
	Czech Republic (WJC)	7	1	7	8	6
2/11/98	University of Minnesota (NCAA)	35	2	7	9	51
	Hartford (AHL)	10	2	2	4	23
	United States (WJC)	7	0	1	1	2
10/12/86	Bruins (NHL)	38	1	3	4	62
7/6/93	Bruins (NHL)	8	0	0	0	0
	Rangers (NHL)	22	0	3	3	6
	Providence (AHL)	43	2	6	8	16
1/17/94	Hartford (AHL)	58	3	11	14	43
7/29/95	Rangers (NHL)	28	1	13	14	12
	Hartford (AHL)	48	1	16	17	20
	United States (WC)	10	2	1	3	4
1/29/89	Rangers (NHL)	46	5	18	23	44
3/26/94	Rangers (NHL)	82	4	21	25	39
2/8/89	Rangers (NHL)	44	1	7	8	69
	Hartford (AHL)	11	0	2	2	8
1/13/87	Rangers (NHL)	72	1	7	8	18

BIRTHDATE	2017-18 TEAM	GP	W	L	OT	GAA
2/10/96	Rangers (NHL)	10	4	4	1	3.15
	Hartford (AHL)	37	14	13	7	2.98
3/29/96	Rangers (NHL)	1	0	0	0	4.78
	Hartford (AHL)	5	1	4	0	3.42
	Greenville (ECHL)	24	8	11	3	3.74
3/2/82	Rangers (NHL)	63	26	26	7	2.98
7/18/91	HC Slovan Bratislava (KHL)	23	5	15	1	3.40
	Hartford (AHL)	20	11	6	1	2.97
9/2/94	Hartford (AHL)	18	8	8	0	3.15
	Adirondack (ECHL)	5	1	3	0	3.75
	Kansas City (ECHL)	4	3	1	0	2.50
	Greenville (ECHL)	4	1	3	0	3.01
9/16/89	Lehigh Valley (AHL)	39	20	8	7	2.65

HOW THE RANGERS WERE BUILT

Lias Andersson	Rangers first round choice, seventh overall, in the 2017 NHL Entry Draft.
Matt Beleskey	From the Boston Bruins with Ryan Spooner, Ryan Lindgren, a first-round pick in the 2018 NHL Entry Draft, and a seventh-round pick in the 2019 NHL Entry Draft in exchange for Rick Nash on February 25, 2018.
Chris Bigras	From the Colorado Avalanche in exchange for Ryan Graves on February 26, 2018.
Pavel Buchnevich	Rangers third round choice, 75th overall, in the 2013 NHL Entry Draft.
Filip Chytil	Rangers first round choice, 21st overall, in the 2017 NHL Entry Draft.
Fredrik Claesson	Signed as a free agent on July 1, 2018.
Brandon Crawley	Rangers fourth round choice, 123rd overall, in the 2017 NHL Entry Draft.
Sean Day	Rangers third round choice, 81st overall, in the 2016 NHL Entry Draft.
Tony DeAngelo	From the Arizona Coyotes with a first-round pick in the 2017 NHL Entry Draft in exchange for Derek Stepan and Antti Raanta on June 23, 2017.
Jesper Fast	Rangers sixth round choice, 157th overall, in the 2010 NHL Entry Draft.
Steven Fogarty	Rangers third round choice, 72nd overall, in the 2011 NHL Entry Draft.
Gabriel Fontaine	Rangers sixth round choice, 171st overall, in the 2016 NHL Entry Draft.
Alexandar Georgiev	Signed as an undrafted free agent on July 19, 2017.
Tim Gettinger	Rangers fifth round choice, 141st overall, in the 2016 NHL Entry Draft.
John Gilmour	Signed as a free agent on August 18, 2016.
Ryan Gropp	Rangers second round choice, 41st overall, in the 2015 NHL Entry Draft.
Libor Hajek	From the Tampa Bay Lightning with Vladislav Namestnikov, Brett Howden, a first-round pick in the 2018 NHL Entry Draft, and a conditional first-round pick in the 2019 NHL Entry Draft in exchange for Ryan McDonagh and J.T. Miller on February 26, 2018.
Brandon Halverson	Rangers second round choice, 59th overall, in the 2014 NHL Entry Draft.
Kevin Hayes	Signed as a free agent on August 20, 2014.
Peter Holland	From the Montreal Canadiens in exchange for Adam Cracknell on November 30, 2017.
Brett Howden	From the Tampa Bay Lightning with Vladislav Namestnikov, Libor Hajek, a first-round pick in the 2018 NHL Entry Draft, and a conditional first-round pick in the 2019 NHL Entry Draft in exchange for Ryan McDonagh and J.T. Miller on February 26, 2018.
Chris Kreider	Rangers first round choice, 19th overall, in the 2009 NHL Entry Draft.
Dawson Leedahl	Signed as an undrafted free agent on May 8, 2017.
Vinni Lettieri	Signed as an undrafted free agent on March 27, 2017.
Ryan Lindgren	From the Boston Bruins with Ryan Spooner, Matt Beleskey, a first-round pick in the 2018 NHL Entry Draft, and a seventh-round pick in the 2019 NHL Entry Draft in exchange for Rick Nash on February 25, 2018.
Michael Lindqvist	Signed as an undrafted free agent on May 2, 2018.
Henrik Lundqvist	Rangers seventh round choice, 205th overall, in the 2000 NHL Entry Draft.
Marek Mazanec	Signed as a free agent on December 6, 2017.
Cody McLeod	Claimed off waivers from Nashville on January 25, 2018.
Adam McQuaid	From the Boston Bruins in exchange for Steven Kampfer, a fourth-round pick in the 2019 NHL Entry Draft, and a conditional seventh-round draft pick on September 11, 2018.
Ville Meskanen	Signed as an undrafted free agent on May 3, 2018.
Vladislav Namestnikov	From the Tampa Bay Lightning with Libor Hajek, Brett Howden, a first-round pick in the 2018 NHL Entry Draft, and a conditional first-round pick in the 2019 NHL Entry Draft in exchange for Ryan McDonagh and J.T. Miller on February 26, 2018.
Chris Nell	Signed as an undrafted free agent on March 23, 2017.
Boo Nieves	Rangers second round choice, 59th overall, in the 2012 NHL Entry Draft.
Rob O'Gara	From the Boston Bruins with a third-round pick in the 2018 NHL Entry Draft in exchange for Nick Holden on February 20, 2018.
Vince Pedrie	Signed as an undrafted free agent on March 28, 2017.
Neal Pionk	Signed as an undrafted free agent on May 1, 2017.
Ty Ronning	Rangers seventh round choice, 201st overall, in the 2016 NHL Entry Draft.
Cole Schneider	Signed as a free agent on July 1, 2017.
Kevin Shattenkirk	Signed as a free agent on July 1, 2017.
Brady Skjei	Rangers first round choice, 28th overall, in the 2012 NHL Entry Draft.
Brendan Smith	From the Detroit Red Wings in exchange for a third-round pick in the 2017 NHL Entry Draft and a second-round pick in the 2018 NHL Entry Draft on February 28, 2017.
Ryan Spooner	From the Boston Bruins with Ryan Lindgren, Matt Beleskey, a first-round pick in the 2018 NHL Entry Draft, and a seventh-round pick in the 2019 NHL Entry Draft in exchange for Rick Nash on February 25, 2018.
Marc Staal	Rangers first round choice, 12th overall, in the 2005 NHL Entry Draft.
Dustin Tokarski	Signed as a free agent on August 20, 2018.
Jimmy Vesey	Signed as a free agent on August 19, 2016.
Mika Zibanejad	From the Ottawa Senators with a second-round pick in the 2018 NHL Entry Draft in exchange for Derick Brassard and a seventh-round pick in the 2018 NHL Entry Draft on July 18, 2016.
Mats Zuccarello	Signed as a free agent on March 28, 2013.

NEW YORK
RANGERS
HARTFORD
WOLF PACK

2018–19 HARTFORD WOLF PACK SCHEDULE

SPECTRA | XL CENTER

OCTOBER

SUN	MON	TUE	WED	THU	FRI	SAT
	1	2	3	4	5 7:15P	6
7 3:00P	8	9	10 7:05P	11	12 7:15P	13 7:05P
14	15	16	17 7:30P	18	19 7:00P	20 4:00P
21	22	23	24 7:00P	25	26	27 7:30P
28 3:05P	29	30	31			

NOVEMBER

SUN	MON	TUE	WED	THU	FRI	SAT
				1	2 7:05P	3 7:05P
4 5:00P	5	6	7	8	9 7:00P	10 7:00P
11	12	13	14 11:00A	15	16	17 7:00P
18 3:00P	19	20	21 7:00P	22	23 7:00P	24 7:30P
25	26	27	28	29	30	

* School Day Game 11:00AM

DECEMBER

SUN	MON	TUE	WED	THU	FRI	SAT
						1 7:00P
2	3	4	5 7:00P	6	7 7:15P	8 7:00P
9	10	11	12	13 7:00P	14	15 6:00P
16	17	18	19 7:00P	20	21 7:05P	22 5:05P
23 3:00P	24 / 31	25	26	27 7:00P	28	29 7:00P

JANUARY

SUN	MON	TUE	WED	THU	FRI	SAT
		1	2	3	4 7:15P	5 7:00P
6 3:05P	7	8	9	10	11 7:05P	12 7:00P
13	14	15	16	17	18 7:15P	19 7:00P
20 3:05P	21	22	23 7:00P	24	25 7:05P	26 7:00P
27	28	29	30	31		

FEBRUARY

SUN	MON	TUE	WED	THU	FRI	SAT
					1 7:05P	2 7:00P
3	4	5 7:00P	6	7	8 7:15P	9 7:05P
10 3:05P	11	12	13 7:00P	14	15	16 7:00P
17 3:00P	18	19	20	21	22 7:15P	23 7:00P
24 3:05P	25	26	27 7:00P	28		

MARCH

SUN	MON	TUE	WED	THU	FRI	SAT
					1 7:05P	2 7:30P
3	4	5	6	7	8 7:05P	9 7:05P
10 3:00P	11	12	13 7:00P	14	15 7:00P	16 7:00P
17	18	19	20	21	22	23 6:00P
24 3:00P / 31	25	26	27	28	29 7:15P	30 7:00P

APRIL

SUN	MON	TUE	WED	THU	FRI	SAT
	1	2	3 7:05P	4	5	6 7:00P
7 3:00P	8	9	10	11	12 7:15P	13 7:05P
14 5:00P	15	16	17	18	19	20

All starting times Eastern and subject to change.

HOME | AWAY

FEEL THE IMPACKT

HART★CITY HOCKEY

/HARTFORDWOLFPACK @WOLFPACKAHL /HARTFORD_WOLFPACK

HARTFORDWOLFPACK.COM • 860-722-9425

HARTFORD WOLF PACK TEAM PERSONNEL, 2018-19

EXECUTIVE MANAGEMENT

President, New York Rangers/Governor, Hartford Wolf Pack	Glen Sather
General Manager, Hartford Wolf Pack	Chris Drury
General Manager, XL Center	Chris Lawrence
Assistant General Manager, XL Center	Ben Weiss

HOCKEY CLUB PERSONNEL

Head Coach	Keith McCambridge
Assistant General Manager	Pat Boller
Assistant Coach	Joe Mormina
Goaltending Coach	Eric Raymond
Athletic Trainer	Brian Fairbrother
Strength and Conditioning Coach	Mark Cesari
Assistant Athletic Trainer	Matt Aiello
Assistant Strength and Conditioning Coach	Kevin Gately
Equipment Manager	Russell Holdredge
Assistant Equipment Manager	Craig Lewis
Video Coordinator	Zachary Longo

FRONT OFFICE

Vice-President, Corporate Sales	Bryan Dooley
Director of Ticket Sales	Dave Romeiko
Director of Finance	Ashley Shea
Director of Marketing & Business Development	Danielle Griebel
Director of Broadcasting & Public Relations	Bob Crawford
Senior Manager of Community Relations & Game Presentation	Franky Berrian
Senior Marketing Manager	Yasmeen Badich
Marketing Manager	Jessica Charlton
Corporate Sales Manager	Rose LeBlanc
Box Office Manager	Ruth Clarke-Olen
Assistant Box Office Manager	Jill Atkinson
Sales Manager	James Warner
Account Executive	Luc Berube
Account Executive	Morgan Nadel
Account Executive	Nick Desarco
Executive Assistant	Elyse O'Connell
Event Coordinator	Ashley Vanett
Sales Coordinator	Brendan O'Halloran
Graphic Designer	Gary Goldberg-O'Maxfield

COACHING STAFF

KEITH McCAMBRIDGE

Head Coach | Keith McCambridge was named Head Coach of the Hartford Wolf Pack on June 12, 2017, becoming the sixth head coach in franchise history.

McCambridge, 44, joined the Rangers organization as the Wolf Pack's Assistant Coach on August 3, 2016. Prior to working with the Wolf Pack, McCambridge served the previous five seasons (2011-12 – 2015-16) as Head Coach of the Winnipeg Jets' AHL affiliate (St. John's IceCaps from 2011-12 – 2014-15 and Manitoba Moose in 2015-16). He posted a 179-158-23-20 record (wins-losses-overtime losses-shootout losses) during his five seasons as Head Coach of the IceCaps/Moose and guided the team to a playoff berth twice over the span.

In his first season with the team in 2011-12, McCambridge helped St. John's finish in first place in the Atlantic Division with a 43-25-5-3 record and advance to the Eastern Conference Finals. The IceCaps earned 99 points during the regular season in 2013-14 (46-23-2-5 record), and McCambridge helped the team advance to the Calder Cup Finals. He also served as the Head Coach of the Eastern Conference All-Stars at the 2012 AHL All-Star Classic.

Prior to becoming Head Coach of Winnipeg's AHL affiliate, the Thompson, Manitoba native served as an Assistant Coach with the Manitoba Moose for two seasons (2009-10 and 2010-11). McCambridge also spent six seasons with the Alaska Aces of the ECHL (2003-04 – 2008-09), serving three seasons as a player/Assistant Coach (2003-04 – 2005-06), one season as an Assistant Coach after finishing his playing career (2006-07), and two seasons as the Aces' Head Coach (2007-08 and 2008-09).

McCambridge played 11 seasons of professional hockey (1995-96 – 2005-06) in the AHL, ECHL, and International Hockey League (IHL) prior to beginning his coaching career. In seven AHL seasons, he registered nine goals and 21 assists for 30 points, along with 1,057 penalty minutes in 378 games. In his final season as a player in 2005-06, McCambridge won the Kelly Cup as ECHL Champions while serving as the captain of the Alaska Aces. In addition, McCambridge helped the Kamloops Blazers win the Memorial Cup while playing his final season of junior hockey in 1994-95. He was selected by the Calgary Flames in the eighth round, 201st overall, of the 1994 NHL Entry Draft.

PAT BOLLER

Assistant General Manager | Pat Boller enters his 12th season with the Hartford Wolf Pack and his seventh season as the team's Assistant General Manager.

Boller served as an Assistant Coach with Hartford for 10 seasons (2007-08 - 2016-17) in addition to his role as the team's Assistant General Manager. In his role as the team's Assistant Coach, Boller served the team as a bench coach and video analyst. Boller added the title of Assistant General Manager prior to the start of the 2012-13 season.

Boller, 45, joined Hartford after serving nine years in the Rangers organization as a Coaches Assistant and Director of Operations, Madison Square Garden Training Center. In this capacity, he worked closely with Video Analyst Jerry Dineen to prepare video, as well as assisting with pre-scouting and tracking statistics. He also helped coordinate team travel and scheduling.

Boller was also instrumental in organizing and assisting with summer prospect and development camps, working closely with Rangers' prospects on and off the ice. The summer months also involved setting up player rehab and offseason programs in preparation for the coming season.

A former college hockey player and assistant captain at SUNY Potsdam, Boller was a member of the coaching staff at Manhattanville College in Purchase, New York. During his tenure, Manhattanville won the ECAC Championship in three consecutive seasons (2005, 2006, and 2007). He helped lead Manhattanville to an appearance in the Division III Final Eight in 2005 and 2006, and a Final Four appearance in 2007. The Queens, New York native made it to the international stage in 2006 as Video Coach for USA Hockey at the World Junior Championship, serving under Head Coach Walt Kyle. In addition, Boller went on to coach at the USA Select 15 Festival in both 2006 and 2007.

JOE MORMINA

Assistant Coach | Joe Mormina begins his second season with the Wolf Pack coaching staff after being named Assistant Coach on August 1, 2017.

Mormina, 36, joined the Rangers organization after serving one season as the Assistant Coach at Mercyhurst University. Under Mormina's guidance, three Mercyhurst defensemen averaged at least 0.50 points per game during the 2016-17 season. In addition to helping players on the ice, Mormina worked in a player development role during his one season at Mercyhurst.

Prior to beginning his coaching career, the Montreal, Quebec native played 11 seasons of professional hockey (2005-06 – 2015-16). Mormina skated in 670 career AHL games with the Manchester Monarchs, Albany River Rats, Wilkes-Barre/Scranton Penguins, Adirondack Phantoms, Syracuse Crunch, and Rochester Americans, registering 31 goals and 120 assists for 151 points, along with a plus-36 rating and 837 penalty minutes.

Mormina helped his team advance to the playoffs in eight of his 11 seasons in the AHL, and he skated in 69 AHL playoff games in his career. He established a career-high with a plus-37 rating in 2008-09, and he ranked second in the AHL in plus/minus rating during the season. Mormina also skated in one NHL game during his career, as he helped Carolina earn a win on February 14, 2008. He was originally selected by Philadelphia in the sixth round, 193rd overall, of the 2002 NHL Entry Draft.

Mormina played four seasons of collegiate hockey at Colgate University (2001-02 – 2004-05). He skated in 141 career collegiate games, registering 16 goals and 40 assists for 56 points, along with 156 penalty minutes. In his final collegiate season in 2004-05, Mormina helped Colgate finish in third place at the ECAC Hockey Tournament, and he was selected to the ECAC All-Tournament Team.

ERIC RAYMOND

Goaltending Coach | Eric Raymond enters his third season with the Wolf Pack and his first season in an expanded role as the team's Goaltending Coach.

In his expanded role, Raymond oversees the development of Wolf Pack goaltenders and works with Rangers Assistant Coach & Goaltending Coach Benoit Allaire in evaluating and developing goaltenders throughout the Rangers organization.

Raymond, 46, begins his expanded role in the Rangers organization after spending the previous eight seasons (2010-11 – 2017-18) as the Goaltending Coach for the Halifax Mooseheads of the Quebec Major Junior Hockey League (QMJHL). As Halifax's Goaltending Coach, Raymond helped the team win the President's Cup as QMJHL Champions and the Memorial Cup during the 2012-13 season. During his tenure with the Mooseheads, Raymond oversaw the development of goaltenders such as Zach Fucale, who was selected in the second round of the 2013 NHL Entry Draft, and Alexis Gravel, who was selected in the 2018 NHL Entry Draft. Prior to working with Halifax, he began his junior coaching career with the Montreal Juniors in the QMJHL, where he helped develop current NHL goaltenders Jake Allen and J-F Berube. Raymond helped Canada earn a gold medal while serving as the team's Goaltending Coach at the 2018 IIHF World Junior Championship, and he also served as the Goaltending Coach for McGill University during the 2017-18 season.

Prior to beginning his coaching career, the Montreal, Quebec native played professional hockey for parts of 16 seasons in North America and Europe. He played three seasons of junior hockey in the QMJHL, where Allaire was his Goaltending Coach with the Laval Titan (1989-90) and with the Verdun College-Francais (1991-92). Raymond won the Memorial Cup in both seasons when Allaire was the Goaltending Coach of his team.

AMERICAN HOCKEY LEAGUE 2017-18 FINAL STANDINGS

EASTERN CONFERENCE	GP	W	L	OTL	SOL	PTS	PCT	GF	GA
1 Toronto Marlies	76	54	18	2	2	112	.737	254	170
2 Lehigh Valley Phantoms	76	47	19	5	5	104	.684	260	218
3 Syracuse Crunch	76	46	22	3	5	100	.658	234	189
4 Wilkes-Barre/Scranton Penguins	76	45	22	6	3	99	.651	252	223
5 Charlotte Checkers	76	46	26	1	3	96	.632	262	212
6 Providence Bruins	76	45	26	3	2	95	.625	231	187
7 Rochester Americans	76	37	22	11	6	91	.599	234	221
8 Utica Comets	76	38	26	8	4	88	.579	211	216
9 Bridgeport Sound Tigers	76	36	32	5	3	80	.526	206	214
10 Hartford Wolf Pack	**76**	**34**	**33**	**6**	**3**	**77**	**.507**	**208**	**252**
11 Springfield Thunderbirds	76	32	37	5	2	71	.467	210	233
12 Hershey Bears	76	30	37	4	5	69	.454	201	249
13 Binghamton Devils	76	25	38	9	4	63	.414	193	247
14 Belleville Senators	76	29	42	2	3	63	.414	194	266
15 Laval Rocket	76	24	42	7	3	58	.382	206	281

WESTERN CONFERENCE	GP	W	L	OTL	SOL	PTS	PCT	GF	GA
1 Tucson Roadrunners	68	42	20	5	1	90	.662	214	173
2 Chicago Wolves	76	42	23	7	4	95	.625	244	208
3 Grand Rapids Griffins	76	42	25	2	7	93	.612	237	210
4 Manitoba Moose	76	42	26	4	4	92	.605	253	198
5 Texas Stars	76	38	24	8	6	90	.592	223	231
6 Ontario Reign	68	36	25	4	3	79	.581	200	194
7 Rockford IceHogs	76	40	28	4	4	88	.579	239	234
8 San Jose Barracuda	68	34	26	4	4	76	.559	186	198
9 San Diego Gulls	68	36	28	3	1	76	.559	202	197
10 Stockton Heat	68	34	28	2	4	74	.544	211	204
11 Iowa Wild	76	33	27	10	6	82	.539	232	246
12 Milwaukee Admirals	76	38	32	4	2	82	.539	216	235
13 Bakersfield Condors	68	31	27	9	1	72	.529	188	206
14 San Antonio Rampage	76	35	31	10	0	80	.526	198	219
15 Cleveland Monsters	76	25	41	7	3	60	.395	190	258

HARTFORD WOLF PACK 2017-18 REGULAR SEASON SCORING

PLAYER	POS		GP	G	A	PTS	+/-	PIM	PPG	SHG	GWG	S	S%
Cole Schneider	LW		76	16	34	50	-11	33	3	0	3	172	9.3
Scott Kosmachuk	RW		70	15	27	42	-13	77	8	0	1	135	11.1
Vinni Lettieri	C		55	23	13	36	E	31	9	0	2	142	16.2
Peter Holland	C	Total	36	13	20	33	-9	40	3	1	1	92	14.1
		HFD	16	5	9	14	-4	21	2	1	0	38	13.2
Adam Tambellini	LW		69	16	16	32	-12	20	5	0	0	174	9.2
Filip Chytil	C		46	11	20	31	1	6	2	0	3	110	10.0
Ryan Sproul	D	Total	49	11	18	29	-21	30	4	0	2	125	8.8
		HFD	44	10	15	25	-18	28	3	0	2	114	8.8
John Gilmour	D		44	6	20	26	-15	22	2	0	2	84	7.1
Ryan Gropp	LW		59	14	7	21	-25	14	4	0	1	91	15.4
Boo Nieves	C		40	8	13	21	-9	12	6	1	2	42	19.0
Steven Fogarty	C		63	9	11	20	-28	22	1	2	2	94	9.6
Joe Whitney	LW		40	9	10	19	-12	16	3	0	0	81	11.1
Chris Bigras	D	Total	38	3	16	19	-4	22	2	0	0	48	6.3
		HFD	18	2	11	13	-3	8	1	0	0	26	7.7
Gabriel Fontaine	C		68	9	9	18	-2	2	1	1	1	75	12.0
Neal Pionk	D		48	1	16	17	-9	20	1	0	0	85	1.2
Dan DeSalvo	C		44	5	11	16	-9	28	2	0	1	70	7.1
Daniel Catenacci	C		42	5	10	15	-19	31	0	0	2	59	8.5
John Albert	C	Total	56	4	11	15	-6	18	1	0	0	65	6.2
		HFD	23	1	3	4	-3	8	0	0	0	33	3.0
Lias Andersson	C		25	5	9	14	E	8	0	0	0	42	11.9
Vince Pedrie	D		58	3	11	14	-12	43	1	0	1	94	3.2
Tony DeAngelo	D		29	2	11	13	-12	17	0	0	1	73	2.7
Matt Beleskey	LW	Total	35	5	7	12	-16	26	0	0	0	60	8.3
		HFD	14	1	5	6	-8	11	0	0	0	23	4.3
Ryan Graves	D		57	4	7	11	-15	66	0	0	0	117	3.4
Hubert Labrie	D	Total	61	2	7	9	-11	64	0	0	0	35	5.7
		HFD	26	1	1	2	-4	38	0	0	0	19	5.3
Dawson Leedahl	LW		38	2	6	8	-4	35	0	0	0	34	5.9
Adam Chapie	RW		31	2	5	7	-8	6	0	0	0	21	9.5
Brandon Crawley	D		64	2	3	5	-13	99	0	0	0	43	4.7
Ryan Lindgren	D		10	2	2	4	4	23	1	0	1	24	8.3
Alexei Bereglazov	D		13	1	3	4	1	14	0	0	0	18	5.6
Simon Denis	D		7	0	4	4	-3	0	0	0	0	9	0.0
Eric Selleck	RW		32	3	0	3	-12	46	0	0	0	27	11.1
Adam Cracknell	RW		15	2	1	3	-5	6	0	0	0	22	9.1
Matt Puempel	LW		5	1	2	3	2	0	0	0	0	7	14.3
Caleb Herbert	RW		8	1	2	3	-1	10	0	0	0	9	11.1
Brenden Kotyk	D		7	1	1	2	E	2	0	0	0	8	12.5
Chris Langkow	C		7	1	1	2	-2	0	0	0	0	8	12.5
Garrett Noonan	D		6	0	2	2	-1	0	0	0	0	5	0.0
Brendan Smith	D		11	0	2	2	-11	8	0	0	0	15	0.0
Evan Jasper	LW		3	0	1	1	-1	2	0	0	0	2	0.0
Drew Melanson	LW		5	0	1	1	E	0	0	0	0	2	0.0
Chris Nell	G		18	0	1	1	-	2	0	0	0	0	0.0
David Hallisey	RW		1	0	0	0	E	0	0	0	0	1	0.0
Jeff Jakaitis	G		1	0	0	0	-	0	0	0	0	0	0.0
Shawn O'Donnell	RW		1	0	0	0	E	0	0	0	0	0	0.0
Branden Troock	RW		1	0	0	0	E	0	0	0	0	1	0.0
Desmond Bergin	D		2	0	0	0	-2	2	0	0	0	1	0.0
Charles Williams	G		2	0	0	0	-	0	0	0	0	0	0.0
Ty Ronning	RW		3	0	0	0	-1	2	0	0	0	11	0.0
Tyson Helgesen	D		4	0	0	0	1	2	0	0	0	2	0.0
Jason Salvaggio	LW		4	0	0	0	E	0	0	0	0	6	0.0
Brandon Halverson	G		5	0	0	0	-	0	0	0	0	0	0.0
Joey Leach	D		5	0	0	0	-3	0	0	0	0	5	0.0
Sergey Zborovskiy	D		10	0	0	0	1	10	0	0	0	4	0.0
Marek Mazanec	G		20	0	0	0	-	2	0	0	0	0	0.0
Alexandar Georgiev	G		37	0	0	0	-	4	0	0	0	0	0.0
TOTALS			76	199	336	535	-300	857	55	5	25	2,278	8.7

GOALTENDER	GP	MINS	W	L	OT	SO	GA	GAA	SA	SV	SV%
Marek Mazanec	20	1,153:05	11	6	1	0	57	2.97	599	542	.905
Alexandar Georgiev	37	2,075:38	14	13	7	2	103	2.98	1,138	1,035	.909
Chris Nell	18	953:08	8	8	0	0	50	3.15	462	412	.892
Brandon Halverson	5	298:06	1	4	0	0	17	3.42	181	164	.906
Charles Williams	2	80:35	0	1	1	0	6	4.47	31	25	.806
Jeff Jakaitis	1	59:48	0	1	0	0	5	5.02	23	18	.783
Empty Net	33	32:30	-	-	-	-	11	-	11	-	-
TOTALS	76	4,652:50	34	33	9	2	249	3.21	2,445	2,196	.898

SAM ROSEN

TV PLAY-BY-PLAY | Sam Rosen has been calling play-by-play for the New York Rangers on MSG since 1984 and the words he uttered on June 14, 1994 –"This one will last a lifetime!" – will be celebrated forever by the nearly two million Rangers fans that tuned in that evening to watch the Rangers clinch the Stanley Cup for the first time in 54 years.

One of the most knowledgeable and thorough play-by-play personalities in sports, Rosen has called games alongside some of hockey's greatest minds, including Hall-of-Famer Phil Esposito, former Rangers goaltender John Davidson and current partner Joe Micheletti. His broadcasting expertise extends beyond hockey as he continues to call weekly football games for the NFL on FOX. Rosen has won four New York Emmy Awards for MSG's Rangers coverage and has been nominated eight times for achievement in play-by-play. Rosen worked alongside Hockey Hall of Fame broadcaster John Davidson for 20 years. Rosen also called games for NHL Radio for 13 years (1996 - 2008), including 12 Stanley Cup Finals. He was inducted into the Jewish Sports Hall of Fame in 2008. Rosen was also the recipient of the 2016 Foster Hewitt Memorial Award from the Hockey Hall of Fame.

JOE MICHELETTI

TV ANALYST | Joe Micheletti was named MSG's New York Rangers television analyst in September 2006 after spending eight years serving in the same capacity for the New York Islanders on MSG+. Micheletti is also an analyst for NBC's coverage of the NHL.

Micheletti broke into broadcasting in 1985 as part of the St. Louis Blues radio team after a seven-year professional hockey career. He held the position for two years before joining the Blues in 1987 as an assistant coach. After spending three years behind the bench, Micheletti returned to broadcasting in 1991 as the color analyst for the Minnesota North Stars. He then returned to St. Louis, this time as the television analyst for the Blues. He has been a part of the broadcast team for five Winter Olympics with CBS, TNT and NBC, 20 Stanley Cup Finals, 15 NHL All-Star games, and the World Cup of Hockey. Micheletti can also be heard doing national radio for NBC/Westwood One. Micheletti has earned numerous New York Emmy nominations for his work with MSG Networks, most recently in 2016.

JOHN GIANNONE

TV REPORTER/PLAY-BY-PLAY | John Giannone is a host and reporter for MSG's Rangers telecasts, providing in-game analysis and commentary from between the benches, while conducting player interviews during intermission and pre- and post-game shows. Giannone joined MSG in 2002 and has worked in many roles, including play-by-play, host, anchor and reporter for a variety of games and programs on the network. Giannone has received five Emmy Awards for his role in Rangers coverage between 2008 and 2015.

Prior to joining MSG, Giannone was a field reporter for CNNSI and spent nine years as a writer covering the Islanders, Jets, Giants, and Mets for the NY Post and the Mets, Rangers and Yankees for The Daily News.

AL TRAUTWIG

TV STUDIO HOST/REPORTER | Al Trautwig has been a staple on MSG since he joined the network in 1989 and is currently the pregame, postgame and intermission host for the Rangers and Knicks home telecasts, and serves as an in-game reporter for Rangers home games.

Trautwig's work has been recognized numerous times throughout his career. He won the New York Sportscaster of the Year award in 2000 and has received five New York Emmy Awards for sports writing (2012) and on-camera achievement (1996, 1997, 2000, and 2008). Trautwig has also been part of seven New York Emmy Award-winning teams at MSG for "Outstanding Live Sports Coverage: Series" – for the Yankees in 1999 and 2000; the Knicks in 1992, 1997 and 2011; and the Rangers in 1994 and 2009. In addition to his duties with MSG, Trautwig has been a part of the Olympic broadcast team 18 times, including the 2012 Olympic Games in London, Sochi 2014, Rio de Janeiro 2016, and PyeongChang 2018.

BILL PIDTO

STUDIO HOST | Bill Pidto joined MSG in 2009 and currently serves as a studio host for Rangers and Knicks road games, as well as the "MSG 150", winning a 2018 New York Emmy award in the Sports: Sportscast category.

Prior to his work with MSG Networks, Pidto was an anchor at ESPN from 1993 to 2008 where he hosted "SportsSmash" in the inaugural year of ESPN2 and anchored "NHL 2Night," "NFL Primetime," "Baseball Tonight" and "SportsCenter" during his tenure. Pidto began his broadcasting career as a sports anchor and reporter for WVBR radio in Ithaca, New York. After graduating from Cornell in 1987, Pidto worked as a sports director in Binghamton, NY and as a sports anchor in Syracuse, NY.

ANSON CARTER

STUDIO ANALYST | NHL veteran Anson Carter serves as studio analyst for MSG Network's coverage of the New York Rangers. In addition, Carter was co-host of "The MSG Hockey Show" a half-hour, weekly series beginning in 2016. Over the course of his 11 NHL seasons from 1996 through 2007, Carter played in 674 games, producing 202 goals and 219 assists with the New York Rangers and seven other teams. In 2005, Carter founded Big Up Entertainment, a production company that produces and develops film & TV shows as well as music. A native of Toronto, Ontario, Carter attended Michigan State University and currently resides in Atlanta, Georgia.

STEVE VALIQUETTE

STUDIO ANALYST | Steve Valiquette joined MSG Networks in 2014 and returns this season as a studio analyst for coverage of the New York Rangers. Valiquette received a 2016 Emmy nomination for his work on MSG Network. Valiquette played in the NHL for parts of six seasons with three teams, including the New York Rangers and New York Islanders. Valiquette made his first NHL start with the Islanders on March 16, 2000 in a 4-2 win against the Atlanta Thrashers. The popular goaltender made his NHL playoff debut with the Rangers in 2009 against the Washington Capitals. After a 15-year playing career Valiquette joined the Quinnipiac Bobcats NCAA Division I coaching staff in 2011. In 2012-2013 he worked for the New York Islanders as a goalie consultant developing goalies within the Islanders system as well as scouting. Additionally, Valiquette has a hockey analytics business (Clear Sight Analytics), which rates scoring chances in the NHL as well as year-round (Clear Sight Development), which is a coaching platform that mentors young goalies across Connecticut and Tri State area 12 months a year.

KENNY ALBERT

RADIO PLAY-BY-PLAY | Kenny Albert, a 2016 nominee for a National Sports Emmy Award in the play-by-play category, returns for his 23rd season as the radio voice of the Rangers. The only play-by-play broadcaster currently calling all four major sports, Albert has also called hockey at the last five Winter Olympics (including the men's and women's gold medal hockey games in 2018), Track and Field at the 2016 Summer Olympics, and Premier Boxing Champions for NBC. He has been at the mic for five NFC Divisional playoff games, the 2007 and 2009 Sugar Bowls, 2008 Orange Bowl, 2008 Pro Bowl and 2011 Cotton Bowl for FOX; the "world feed" of Super Bowl XLVI in February 2012; the 2015 American League Division Series (Toronto vs. Texas) and 2016 National League Division Series (Washington vs. LA Dodgers); and Knicks games on MSG Network. Albert called the last five NHL Western Conference Final series, as well as Game 1 of the 2014 Stanley Cup Final, for NBC. He is currently in his 25th season as a play-by-play announcer for the NFL on FOX. Albert has also called Major League Baseball on various FOX networks for the last 22 seasons. Albert called the Stanley Cup Final on NHL Radio/Westwood One in 1994, 1995, 2016, 2017 and 2018, two NHL All-Star Games on Westwood One, as well as five seasons of the NHL on FOX (1995-99). He has also called NHL regular season and playoff games on OLN, Versus, NBCSN and NBC. From 1992-95, Albert was the television voice of the Washington Capitals following two seasons as radio voice of the American Hockey League's Baltimore Skipjacks. He lives in New Jersey with wife Barbara and daughters Amanda and Sydney.

DON LA GRECA

RADIO PLAY-BY-PLAY | After many seasons of hosting the official Rangers' pre- and post-game shows on ESPN New York radio, Don La Greca is now a Rangers radio broadcaster as the fill-in play-by-play announcer for Kenny Albert.

La Greca also co-hosts "The Michael Kay Show" which airs from 3 to 7 p.m. weekdays on 98.7FM ESPN New York and Sirius XM satellite radio. La Greca has been with ESPN New York radio from its start and was the first voice listeners heard when the station launched on September 3, 2001.

La Greca is the creator and host of "Game Misconduct," a daily NHL podcast on ESPN's PodCenter.

DAVE MALONEY

RADIO/TV ANALYST | Former New York Rangers captain and defenseman Dave Maloney is entering his 14th season as part of the MSG broadcasting crew. At the age of 18, Maloney became the youngest player in Rangers history when he played his first game on December 18, 1974 and in 1978 became the youngest player to be named Rangers captain. After a decade in the NHL, Maloney took his first step into broadcasting by joining the Rangers radio crew while recover-ing from an injury during the 1984-85 season. He officially traded his skates for a microphone following the season and landed several broadcasting jobs in the years to follow, including with CTV in Canada, the Minnesota North Stars, Sports Channel and WFAN radio in New York.

JEFF FILIPPI
Senior Vice President
& Executive Producer,
MSG Networks

KEVIN MEININGER
Senior Coordinating Producer,
Remote Production,
MSG Network

LARRY ROTH
TV Director,
MSG Network

CHRIS EBERT
TV Producer,
MSG Network

NEW YORK

NEW YORK
RANGERS
BAUER

MSG
MSG

The Garden of Dreams Foundation is a non-profit organization that works with The Madison Square Garden Company and MSG Networks Inc. to positively impact the lives of children facing obstacles. The Foundation works with 30 partner organizations throughout the tri-state area, including hospitals, wish organizations and community-based organizations, to reach children who are facing challenges such as homelessness, extreme poverty, illness and foster care.

Since it began in 2006, Garden of Dreams has used the magic of MSG and MSG Networks – including the Rangers, Knicks, Liberty, Rockettes, famed showplaces and two sports and entertainment networks – to brighten the lives of more than 375,000 children and their families. The Foundation takes pride in its commitment to truly change lives, hosting more than 500 events and programs each year.

In addition, through its Garden of Dreams Giving program, the Foundation helps its partner organizations through the direct support of college scholarships and grants that fund important projects, including the refurbishment of gymnasiums and pediatric areas at hospitals, and the construction of new dance and music studios.

For more information on the Garden of Dreams Foundation, please call 212-465-4170 or visit gardenofdreamsfoundation.org.

36
ZUCCARELLO
26

ZIBANEJAD
93
RANGERS
NEW YORK
RANGERS
2017-18 SEASON
IN REVIEW

FINAL NHL STANDINGS

EASTERN CONFERENCE

ATLANTIC		GP	W	L	OT	PTS	ROW	GF	GA
Tampa Bay	(1)	82	54	23	5	113	48	296	236
Boston	(2)	82	50	20	12	112	47	270	214
Toronto	(4)	82	49	26	7	105	42	277	232
Florida	(9)	82	44	30	8	96	41	248	246
Detroit	(13)	82	30	39	13	73	25	217	255
Montreal	(14)	82	29	40	13	71	27	209	264
Ottawa	(15)	82	28	43	11	67	26	221	291
Buffalo	(16)	82	25	45	12	62	24	199	280

METROPOLITAN		GP	W	L	OT	PTS	ROW	GF	GA
Washington	(3)	82	49	26	7	105	46	259	239
Pittsburgh	(5)	82	47	29	6	100	45	272	250
Philadelphia	(6)	82	42	26	14	98	40	251	243
Columbus	(7)	82	45	30	7	97	39	242	230
New Jersey	(8)	82	44	29	9	97	39	248	244
Carolina	(10)	82	36	35	11	83	33	228	256
NY Islanders	(11)	82	35	37	10	80	32	264	296
NY Rangers	**(12)**	**82**	**34**	**39**	**9**	**77**	**31**	**231**	**268**

WESTERN CONFERENCE

CENTRAL		GP	W	L	OT	PTS	ROW	GF	GA
Nashville	(1)	82	53	18	11	117	47	267	211
Winnipeg	(2)	82	52	20	10	114	48	277	218
Minnesota	(4)	82	45	26	11	101	42	253	232
Colorado	(8)	82	43	30	9	95	41	257	237
St. Louis	(9)	82	44	32	6	94	41	226	222
Dallas	(10)	82	42	32	8	92	38	235	225
Chicago	(13)	82	33	39	10	76	32	229	256

PACIFIC		GP	W	L	OT	PTS	ROW	GF	GA
Vegas	(3)	82	51	24	7	109	47	272	228
Anaheim	(5)	82	44	25	13	101	40	235	216
San Jose	(6)	82	45	27	10	100	40	252	229
Los Angeles	(7)	82	45	29	8	98	43	239	203
Calgary	(11)	82	37	35	10	84	35	218	248
Edmonton	(12)	82	36	40	6	78	31	234	263
Vancouver	(14)	82	31	40	11	73	31	218	264
Arizona	(15)	82	29	41	12	70	27	208	256

FINAL CONFERENCE STANDINGS

EASTERN	GP	W	L	OT	PTS	ROW	GF	GA
Tampa Bay	82	54	23	5	113	48	296	236
Boston	82	50	20	12	112	47	270	214
Washington	82	49	26	7	105	46	259	239
Toronto	82	49	26	7	105	42	277	232
Pittsburgh	82	47	29	6	100	45	272	250
Philadelphia	82	42	26	14	98	40	251	243
Columbus	82	45	30	7	97	39	242	230
New Jersey	82	44	29	9	97	39	248	244
Florida	82	44	30	8	96	41	248	246
Carolina	82	36	35	11	83	33	228	256
NY Islanders	82	35	37	10	80	32	264	296
NY Rangers	**82**	**34**	**39**	**9**	**77**	**31**	**231**	**268**
Detroit	82	30	39	13	73	25	217	255
Montreal	82	29	40	13	71	27	209	264
Ottawa	82	28	43	11	67	26	221	291
Buffalo	82	25	45	12	62	24	199	280

WESTERN	GP	W	L	OT	PTS	ROW	GF	GA
Nashville	82	53	18	11	117	47	267	211
Winnipeg	82	52	20	10	114	48	277	218
Vegas	82	51	24	7	109	47	272	228
Minnesota	82	45	26	11	101	42	253	232
Anaheim	82	44	25	13	101	40	235	216
San Jose	82	45	27	10	100	40	252	229
Los Angeles	82	45	29	8	98	43	239	203
Colorado	82	43	30	9	95	41	257	237
St. Louis	82	44	32	6	94	41	226	222
Dallas	82	42	32	8	92	38	235	225
Calgary	82	37	35	10	84	35	218	248
Edmonton	82	36	40	6	78	31	234	263
Chicago	82	33	39	10	76	32	229	256
Vancouver	82	31	40	11	73	31	218	264
Arizona	82	29	41	12	70	27	208	256

INDIVIDUAL SCORING LEADERS FOR ART ROSS TROPHY

PLAYER	TEAM	GP	G	A	PTS
Connor McDavid	EDM	82	41	67	108
Claude Giroux	PHI	82	34	68	102
Nikita Kucherov	TBL	80	39	61	100
Evgeni Malkin	PIT	78	42	56	98
Nathan MacKinnon	COL	74	39	58	97
Taylor Hall	NJD	76	39	54	93
Anze Kopitar	LAK	82	35	57	92
Phil Kessel	PIT	82	34	58	92
Blake Wheeler	WPG	81	23	68	91
Sidney Crosby	PIT	82	29	60	89
Alex Ovechkin	WSH	82	49	38	87
Steven Stamkos	TBL	78	27	59	86
Brad Marchand	BOS	68	34	51	85
Mathew Barzal	NYI	82	22	63	85
Jakub Voracek	PHI	82	20	65	85
John Tavares	NYI	82	37	47	84
Mikko Rantanen	COL	81	29	55	84
Johnny Gaudreau	CGY	80	24	60	84
Evgeny Kuznetsov	WSH	79	27	56	83

GOAL SCORING AND ASSISTS LEADERS

GOALS

PLAYER	TEAM	GP	G
Alex Ovechkin	WSH	82	49
Patrik Laine	WPG	82	44
William Karlsson	VGK	82	43
Evgeni Malkin	PIT	78	42
Eric Staal	MIN	82	42
Connor McDavid	EDM	82	41
Tyler Seguin	DAL	82	40
Anders Lee	NYI	82	40
Nikita Kucherov	TBL	80	39
Nathan MacKinnon	COL	74	39
Taylor Hall	NJD	76	39
John Tavares	NYI	82	37
Jamie Benn	DAL	82	36
James van Riemsdyk	TOR	81	36

ASSISTS

PLAYER	TEAM	GP	A
Claude Giroux	PHI	82	68
Blake Wheeler	WPG	81	68
Connor McDavid	EDM	82	67
Jakub Voracek	PHI	82	65
Mathew Barzal	NYI	82	63
Nikita Kucherov	TBL	80	61
Sidney Crosby	PIT	82	60
Johnny Gaudreau	CGY	80	60
Steven Stamkos	TBL	78	59
John Klingberg	DAL	82	59
Nathan MacKinnon	COL	74	58
Phil Kessel	PIT	82	58
Anze Kopitar	LAK	82	57
Two players tied with 56			

ROOKIE SCORING LEADERS

PLAYER	TEAM	GP	G	A	PTS
Mathew Barzal	NYI	82	22	63	85
Clayton Keller	ARI	82	23	42	65
Yanni Gourde	TBL	82	25	39	64
Kyle Connor	WPG	76	31	26	57
Brock Boeser	VAN	62	29	26	55
Alex DeBrincat	CHI	82	28	24	52
Nico Hischier	NJD	82	20	32	52
Pierre-Luc Dubois	CBJ	82	20	28	48
Danton Heinen	BOS	77	16	31	47
Will Butcher	NJD	81	5	39	44

DEFENSEMEN SCORING LEADERS

PLAYER	TEAM	GP	G	A	PTS
John Carlson	WSH	82	15	53	68
Brent Burns	SJS	82	12	55	67
John Klingberg	DAL	82	8	59	67
Shayne Gostisbehere	PHI	78	13	52	65
Victor Hedman	TBL	77	17	46	63
Erik Karlsson	OTT	71	9	53	62
Drew Doughty	LAK	82	10	50	60
P.K. Subban	NSH	82	16	43	59
Torey Krug	BOS	76	14	45	59
Seth Jones	CBJ	78	16	41	57
Tyson Barrie	COL	68	14	43	57
Keith Yandle	FLA	82	8	48	56
Alex Pietrangelo	STL	78	15	39	54
Roman Josi	NSH	75	14	39	53
Morgan Rielly	TOR	76	6	46	52
Jake Gardiner	TOR	82	5	47	52
Kris Letang	PIT	79	9	42	51
Ryan Suter	MIN	78	6	45	51
Matt Dumba	MIN	82	14	36	50
Dustin Byfuglien	WPG	69	8	37	45

GOALTENDING LEADERS

GOALS AGAINST AVERAGE

GOALTENDER	TEAM	GP	GAA	GA	MIN
Carter Hutton	STL	32	2.09	56	1,609:32
Antti Raanta	ARI	47	2.24	97	2,599:07
Marc-Andre Fleury	VGK	46	2.24	100	2,673:24
Corey Crawford	CHI	28	2.27	60	1,583:30
Pekka Rinne	NSH	59	2.31	134	3,475:27
Philipp Grubauer	WSH	35	2.35	73	1,864:48
Ryan Miller	ANA	28	2.35	53	1,353:16
Connor Hellebuyck	WPG	67	2.36	156	3,965:54
Tuukka Rask	BOS	54	2.36	125	3,173:05
Jonathan Quick	LAK	64	2.40	147	3,677:05

WINS

GOALTENDER	TEAM	GP	W	L	OT	MIN
Connor Hellebuyck	WPG	67	44	11	9	3,965:54
Andrei Vasilevskiy	TBL	65	44	17	3	3,825:11
Pekka Rinne	NSH	59	42	13	4	3,475:27
Frederik Andersen	TOR	66	38	21	5	3,888:31
Sergei Bobrovsky	CBJ	65	37	22	6	3,911:34
Devan Dubnyk	MIN	**60**	35	16	7	3,450:19
Tuukka Rask	BOS	54	34	14	5	3,173:05
Braden Holtby	WSH	54	34	16	4	3,067:48
Jonathan Quick	LAK	64	33	28	3	3,677:05
Cam Talbot	EDM	67	31	31	3	3,730:06

SAVE PERCENTAGE

GOALTENDER	TEAM	GP	SV%	W	L	OT	GA	SA	MIN
Carter Hutton	STL	32	.931	17	7	3	56	810	1,609:32
Antti Raanta	ARI	47	.930	21	17	6	97	1388	2,599:07
Roberto Luongo	FLA	35	.929	18	11	2	81	1143	1,965:58
Corey Crawford	CHI	28	.929	16	9	2	60	842	1,583:30
Ryan Miller	ANA	28	.928	12	6	6	53	739	1,353:16
Marc-Andre Fleury	VGK	46	.927	29	13	4	100	1376	2,673:24
Pekka Rinne	NSH	59	.927	42	13	4	134	1840	3,475:27
John Gibson	ANA	60	.926	31	18	7	139	1872	3,428:29
Juuse Saros	NSH	26	.925	11	5	7	61	810	1,496:40
Connor Hellebuyck	WPG	67	.924	44	11	9	156	2048	3,965:54

SHUTOUTS

GOALTENDER	TEAM	GP	SO	W	L	OT	MIN
Andrei Vasilevskiy	TBL	65	8	44	17	3	3,825:11
Pekka Rinne	NSH	59	8	42	13	4	3,475:27
Connor Hellebuyck	WPG	67	6	44	11	9	3,965:54
Sergei Bobrovsky	CBJ	65	5	37	22	6	3,911:34
Frederik Andersen	TOR	66	5	38	21	5	3,888:31
Jonathan Quick	LAK	64	5	33	28	3	3,677:05
Devan Dubnyk	MIN	60	5	35	16	7	3,450:19
Ben Bishop	DAL	53	5	26	17	5	2,886:50
John Gibson	ANA	60	4	31	18	7	3,428:29
Martin Jones	SJS	60	4	30	22	6	3,415:44

GAME SUMMARIES

OCTOBER

Oct. 5, Rangers 2 vs. Avalanche 4 - Colorado opened the scoring at 5:29 of the first period and extended its lead to two at 10:53 of the opening frame. The Rangers tied the contest before the end of the first period, as Mika Zibanejad registered two power play goals in a span of 2:30. The Avalanche regained the lead with 2:10 remaining in the second period and sealed the win by tallying an empty-net goal with 2.6 seconds remaining in the contest. The Rangers' top line (Chris Kreider-Mika Zibanejad-Pavel Buchnevich) recorded three points (two goals, one assist) and 14 shots on goal in the game.

Shots: NYR - 39; COL - 26
PP: NYR - 2-6/9:53; COL - 1-5/6:58
3 Stars: 1. S. Varlamov (COL); 2. M. Zibanejad (NYR); 3. T. Barrie (COL)

Oct. 7, Rangers 5 at Maple Leafs 8 - After Toronto took a 5-1 lead in the first period, the Rangers rallied to tie the game as Kevin Shattenkirk recorded a power play goal in the final minute of the first period and the Blueshirts recorded three consecutive goals in the second period. The Maple Leafs regained the lead 7:17 into the third period and added two more goals in the final frame. Mats Zuccarello tallied four points (one goal, three assists) in the contest, and four other Rangers registered two points in the game.

Shots: NYR - 35; TOR - 41
PP: NYR - 2-3/3:07; TOR - 3-6/9:10
3 Stars: 1. Z. Hyman (TOR); 2. W. Nylander (TOR); 3. M. Zuccarello (NYR)

Oct. 8, Rangers 2 vs. Canadiens 0 - Brady Skjei registered a goal with 2:35 remaining in the first period to give the Rangers a 1-0 lead. After neither team recorded a goal in the second period, Mika Zibanejad tallied his fourth goal of the season to extend the Blueshirts' lead to two with 10:47 remaining in the contest. Henrik Lundqvist stopped all 34 shots he faced to earn his first win and his first shutout of the season.

Shots: NYR - 25; MTL - 34
PP: NYR - 0-3/6:00; MTL - 0-1/2:00
3 Stars: 1. H. Lundqvist (NYR); 2. M. Zibanejad (NYR); 3. P. Buchnevich (NYR)

Oct. 10, Rangers 1 vs. Blues 3 - St. Louis opened the scoring 15 seconds into the contest. Mika Zibanejad tallied a power play goal to tie the game at 2:22 of the first period, but the Blues regained the one-goal lead with a power play goal at 13:30 of the opening frame. Neither team recorded another goal until St. Louis registered an empty-net goal with 1:47 remaining in the contest.

Shots: NYR - 33; STL - 23
PP: NYR - 1-4/6:38; STL - 1-4/5:30
3 Stars: 1. C. Hutton (STL); 2. B. Schenn (STL); 3. M. Zibanejad (NYR)

Oct. 13, Rangers 1 at Blue Jackets 3 - Kevin Hayes tallied a goal at 14:35 of the first period to give the Rangers a 1-0 lead. The Blue Jackets tallied a goal in the final minute of the second period to tie the contest and recorded a goal 7:25 into the third period to take a 2-1 lead. Columbus sealed the win with an empty-net goal. Henrik Lundqvist made 40 saves in the contest.

Shots: NYR - 38; CBJ - 43
PP: NYR - 0-4/7:58; CBJ - 0-3/5:58
3 Stars: 1. S. Bobrovsky (CBJ); 2. A. Panarin (CBJ); 3. H. Lundqvist (NYR)

Oct. 14, Rangers 2 vs. Devils 3 - After neither team registered a goal in the first period, the Rangers took a 1-0 lead at 5:31 of the second period, as Rick Nash tallied his first goal of the season. New Jersey recorded two goals in the second period to take a 2-1 lead and added a power play goal 1:00 into the third period to extend its lead to two. Kevin Shattenkirk recorded his second goal of the season in the final minute of regulation.

Shots: NYR - 31; NJD - 19
PP: NYR - 0-3/6:00; NJD - 1-5/8:20
3 Stars: 1. K. Kinkaid (NJD); 2. W. Butcher (NJD); 3. R. Nash (NYR)

Oct. 17, Rangers 4 vs. Penguins 5 (OT) - Pittsburgh opened the scoring 43 seconds into the contest and extended its lead to two before the end of the first period. The Rangers tallied three consecutive goals, including two power play goals in a span of one minute, in the second period to take a 3-2 lead, but the Penguins tied the game before the end of the middle frame. Michael Grabner recorded a goal to help the Rangers regain a one-goal lead in the third period, but Pittsburgh tied the contest in the final minute of regulation and won the game in overtime. J.T. Miller tied a single-game career-high with three points (one goal, two assists).

Shots: NYR - 32; PIT - 33
PP: NYR - 2-6/8:01; PIT - 1-3/5:26
3 Stars: 1. E. Malkin (PIT); 2. P. Kessel (PIT); 3. J.T. Miller (NYR)

GAME SUMMARIES

Oct. 19, Rangers 3 vs. Islanders 4 (SO) - The Islanders opened the scoring with a power play goal 2:40 into the contest. David Desharnais tied the game at 5:02 of the first period, but the Islanders regained a one-goal lead by recorded a goal just over a minute after Desharnais' goal, and they extended their lead to two 1:15 into the second period. The Rangers rallied to tie the game in the third period, as Mats Zuccarello and Kevin Hayes each registered a goal. After neither team tallied a goal in overtime, the Islanders recorded a goal on both of their shootout attempts to win the game.

Shots: NYR - 41; NYI - 38
PP: NYR - 0-1/2:00; NYI - 1-3/4:29
3 Stars: 1. J. Tavares (NYI); 2. B. Nelson (NYI); 3. B. Smith (NYR)

Oct. 21, Rangers 4 vs. Predators 2 - Jesper Fast tallied the first goal of the game at 14:58 of the first period, and Chris Kreider extended the Rangers' lead to two with a power play goal in the final minute of the opening frame. After Nashville cut its deficit in half, Kevin Hayes helped the Rangers regain a two-goal lead with a goal at 12:46 of the second period. Nashville tallied another goal before the end of the second period, but Jimmy Vesey registered an empty-net goal to help the Rangers secure the win.

Shots: NYR - 15; NSH - 25
PP: NYR - 1-5/9:32; NSH - 0-5/10:00
3 Stars: 1. K. Hayes (NYR); 2. H. Lundqvist (NYR); 3. F. Forsberg (NSH)

Oct. 23, Rangers 1 vs. Sharks 4 - San Jose tallied a goal 1:56 into the contest to take a 1-0 lead and extended its lead to two at 12:45 of the first period. The Sharks registered a goal in both the second period and third period to take a 4-0 lead. Mika Zibanejad recorded a goal for the Rangers at 4:23 of the third period.

Shots: NYR - 34; SJS - 24
PP: NYR - 0-6/11:35; SJS - 0-1/2:00
3 Stars: 1. M. Jones (SJS); 2. L. Couture (SJS); 3. M. Karlsson (SJS)

Oct. 26, Rangers 5 vs. Coyotes 2 - Chris Kreider opened the scoring at 8:01 of the first period, and Pavel Buchnevich extended the Rangers' lead to two before the end of the opening frame. After Arizona cut its deficit in half, Michael Grabner recorded a goal to help the Rangers regain a two-goal lead, and Buchnevich tallied his second goal of the game to give the Rangers a 4-1 lead. Grabner closed out the scoring with an empty-net goal in the final minute of regulation. Boo Nieves tallied three assists in the game, and Ondrej Pavelec made 27 saves to earn his first win as a Ranger.

Shots: NYR - 30; ARI - 29
PP: NYR - 0-2/4:00; ARI - 1-3/4:09
3 Stars: 1. B. Nieves (NYR); 2. P. Buchnevich (NYR); 3. M. Grabner (NYR)

Oct. 28, Rangers 4 at Canadiens 5 - Montreal tallied three goals in the first period to take a 3-0 lead. The Rangers recorded two goals in the second period to cut their deficit to one. After the Canadiens regained a two-goal lead, the Blueshirts tied the contest in the third period, but Montreal recorded the game-winning goal with 10:23 remaining in regulation. Four Rangers tallied two points in the contest.

Shots: NYR - 26; MTL - 43
PP: NYR - 1-4/5:07; MTL - 1-6/10:18
3 Stars: 1. P. Danault (MTL); 2. M. Pacioretty (MTL); 3. R. Nash (NYR)

Oct. 31, Rangers 6 vs. Golden Knights 4 - Six different Rangers tallied a goal and 12 different Rangers recorded at least one point in the contest. Trailing 4-2 entering the third period, the Blueshirts registered four unanswered goals to rally and earn the win. Mika Zibanejad recorded three points (one goal, two assists), all in the third period, and tallied the game-winning goal in the contest, while Pavel Buchnevich and Mats Zuccarello both recorded two points (one goal, one assist apiece).

Shots: NYR - 38; VGK - 34
PP: NYR - 2-5/7:34; VGK - 0-3/6:00
3 Stars: 1. M. Zibanejad (NYR); 2. P. Buchnevich (NYR); 3. R. Smith (VGK)

NOVEMBER

Nov. 2, Rangers 2 at Lightning 1 (OT) - Chris Kreider tallied the first goal of the game with 1:26 remaining in the first period to give the Rangers a 1-0 lead. Tampa Bay tied the game by recording a shorthanded goal in the second period. Neither team registered another goal in regulation, and J.T. Miller tallied the game-winning goal in overtime. Henrik Lundqvist made 27 saves to earn the win.

Shots: NYR - 35; TBL - 28
PP: NYR - 0-2/4:00; TBL - 0-2/4:00
3 Stars: 1. A. Vasilevskiy (TBL); 2. H. Lundqvist (NYR); 3. J.T. Miller (NYR)

GAME SUMMARIES

Nov. 4, Rangers 5 at Panthers 4 (OT) - After a scoreless first period, each team registered two goals in both the second period and third period. Kevin Shattenkirk recorded his second goal of the game at 1:08 of overtime to help the Rangers earn the win. Five different Rangers recorded at least two points in the game, and J.T. Miller tied single-game career-highs with three assists and three points.

Shots: NYR - 44; FLA - 34
PP: NYR - 1-3/4:57; FLA - 0-2/3:07
3 Stars: 1. K. Shattenkirk (NYR); 2. C. Sceviour (FLA); 3. H. Lundqvist (NYR)

Nov. 6, Rangers 5 vs. Blue Jackets 3 - After a scoreless first period, Columbus recorded two goals in the second period to take a 2-0 lead. Michael Grabner cut the Rangers' deficit in half at 12:41 of the second period, and Kevin Shattenkirk tallied a power play goal in the third period to tie the game. The Blue Jackets regained a one-goal lead, but Chris Kreider and Pavel Buchnevich recorded power play goals and Grabner tallied his second goal of the game to help the Rangers rally and win the game. Mika Zibanejad notched three assists in the contest, all of which were on the power play in the third period.

Shots: NYR - 26; CBJ - 25
PP: NYR - 3-5/5:12; CBJ - 0-1/2:00
3 Stars: 1. M. Zibanejad (NYR); 2. P. Buchnevich (NYR); 3. M. Grabner (NYR)

Nov. 8, Rangers 4 vs. Bruins 2 - Pavel Buchnevich opened the scoring at 9:53 of the first period. The Bruins tied the contest 21 seconds after Buchnevich scored, but Jimmy Vesey tallied two goals in a span of 29 seconds to give the Rangers a 3-1 lead. Boston cut its deficit to one in the third period, but Rick Nash's empty-net goal with 7.7 seconds remaining in regulation helped the Rangers earn the win. Henrik Lundqvist made 31 saves in the contest.

Shots: NYR - 33; BOS - 33
PP: NYR - 0-1/0:38; BOS - 0-4/6:38
3 Stars: 1. H. Lundqvist (NYR); 2. J. Vesey (NYR); 3. P. Bergeron (BOS)

Nov. 11, Rangers 4 vs. Oilers 2 - Rick Nash tallied a goal at 12:19 of the first period to give the Rangers a 1-0 lead. After Edmonton took a 2-1 lead in the second period, Pavel Buchnevich and Nash each recorded a power play goal in a span of 3:43 to give the Blueshirts a 3-2 lead before the end of the middle frame. Michael Grabner tallied an empty-net goal with 1.4 seconds remaining in the game. Henrik Lundqvist made 27 saves to earn the win.

Shots: NYR - 34; EDM - 29
PP: NYR - 2-3/4:56; EDM - 1-2/2:53
3 Stars: 1. R. Nash (NYR); 2. H. Lundqvist (NYR); 3. C. McDavid (EDM)

Nov. 15, Rangers 3 at Blackhawks 6 - Mika Zibanejad tallied the first goal of the game at 9:58 of the first period. The Blackhawks tied the contest in the final minute of the second period and recorded three unanswered goals in the third period to take a 4-1 lead. Kevin Hayes and Rick Nash each registered a goal to cut the Rangers' deficit to one, but Chicago regained a two-goal lead with 3:48 remaining in third period and added an empty-net goal with 1:30 remaining in the contest.

Shots: NYR - 28; CHI - 43
PP: NYR - 0-3/6:00; CHI - 1-5/8:12
3 Stars: 1. A. Anisimov (CHI); 2. N. Schmaltz (CHI); 3. A. DeBrincat (CHI)

Nov. 17, Rangers 0 at Blue Jackets 2 - After neither team tallied a goal in the first period, Columbus opened the scoring at 13:34 of the second period. The Blue Jackets added a power play goal 7:14 into the third period to take a 2-0 lead. Henrik Lundqvist made 40 saves in the contest and stopped 32 of 33 shots he faced in the first two periods of the game.

Shots: NYR - 36; CBJ - 42
PP: NYR - 0-3/5:09; CBJ - 1-3/3:28
3 Stars: 1. S. Bobrovsky (CBJ); 2. Z. Werenski (CBJ); 3. H. Lundqvist (NYR)

Nov. 19, Rangers 3 vs. Senators 0 - After neither team registered a goal in the first period, Kevin Hayes recorded a goal 4:46 into the second period to give the Rangers a 1-0 lead. Michael Grabner extended the Blueshirts' lead to two at 4:52 of the third period, and Mika Zibanejad tallied an empty-net goal with 2:29 remaining in regulation. Henrik Lundqvist stopped all 20 shots he faced to earn a win and a shutout.

Shots: NYR - 27; OTT - 20
PP: NYR - 0-3/6:00; OTT - 0-3/9:00
3 Stars: 1. H. Lundqvist (NYR); 2. K. Hayes (NYR); 3. M. Zuccarello (NYR)

Nov. 22, Rangers 6 at Hurricanes 1 - Chris Kreider tallied the first goal of the game 52 seconds into the contest, and Mika Zibanejad extended the Rangers' lead to two at 2:26 of the first period. After Carolina cut its deficit in half, Paul Carey tallied his first goal as a Ranger at 10:47 of the first period to give New York a 3-1 lead. Kreider recorded his second goal of the game 20 seconds into the third period to give the Rangers a 4-1 lead, and Jesper Fast registered the final two goals of the contest. Henrik Lundqvist made 32 saves to earn his 10th win of the season.

Shots: NYR - 27; CAR - 33
PP: NYR - 1-2/3:31; CAR - 1-5/9:03
3 Stars: 1. C. Kreider (NYR); 2. H. Lundqvist (NYR); 3. J. Fast (NYR)

GAME SUMMARIES

Nov. 24, Rangers 2 vs. Red Wings 1 (OT) - After neither team tallied a goal in the first two periods, Detroit opened the scoring 4:05 into the third period. Chris Kreider tied the game with 9:43 remaining in regulation, and Mats Zuccarello registered the game-winning goal in overtime. Brady Skjei notched two assists in the contest, and Henrik Lundqvist made 40 saves to earn the win.

Shots: NYR - 31; DET - 41
PP: NYR - 0-2/3:19; DET - 1-4/7:17
3 Stars: 1. H. Lundqvist (NYR); 2. J. Howard (DET); 3. M. Zuccarello (NYR)

Nov. 26, Rangers 4 vs. Canucks 3 (SO) - The Canucks opened the scoring 7:54 into the first period and took a 2-0 lead at 7:21 of the second period. Jesper Fast tallied a goal with 2:20 remaining in the second period and Michael Grabner tied the game 19 seconds into the third period. Vancouver regained a one-goal lead less than a minute after Grabner scored, but Jimmy Vesey tied the game 5:05 into the third period. After neither team recorded a goal for the remainder of regulation and overtime, Vesey tallied a goal in the seventh round of the shootout to help the Rangers win the game.

Shots: NYR - 20; VAN - 32
PP: NYR - 0-2/4:00; VAN - 0-1/2:00
3 Stars: 1. J. Vesey (NYR); 2. J. Fast (NYR); 3. S. Gagner (VAN)

Nov. 28, Rangers 4 vs. Panthers 5 - The Panthers tallied three goals in the first period to take a 3-0 lead. After trailing 4-1 in the second period, the Rangers tallied three consecutive goals to tie the game, as Chris Kreider, Pavel Buchnevich, and David Desharnais all recorded a point on each of the Rangers' three straight goals. Florida recorded the game-winning goal with 1:09 remaining in regulation.

Shots: NYR - 37; FLA - 27
PP: NYR - 0-3/4:11; FLA - 1-2/1:02
3 Stars: 1. D. Malgin (FLA); 2. C. Kreider (NYR); 3. J. Huberdeau (FLA)

DECEMBER

Dec. 1, Rangers 5 vs. Hurricanes 1 - Carolina tallied a goal 56 seconds into the contest to take a 1-0 lead. David Desharnais recorded a power play goal 37 seconds into the second period to tie the game, and Michael Grabner registered a goal at 1:52 of the second period to give the Rangers a 2-1 lead. Grabner tallied two empty-net goals in the third period to register a hat trick, and Paul Carey recorded a power play goal in the final minute of the contest. Henrik Lundqvist made 32 saves to earn the win.

Shots: NYR - 26; CAR - 33
PP: NYR - 2-7/9:00; CAR - 0-2/2:12
3 Stars: 1. M. Grabner (NYR); 2. H. Lundqvist (NYR); 3. K. Shattenkirk (NYR)

Dec. 5, Rangers 4 at Penguins 3 - After Pittsburgh tallied the first goal of the game, Boo Nieves registered his first career NHL goal to tie the score. The Penguins regained the lead in the second period, but Jesper Fast and Mats Zuccarello each tallied a goal to give the Rangers a 3-2 lead. Pavel Buchnevich recorded the game-winning goal with 8:48 remaining in regulation. Ondrej Pavelec made 41 saves, including 22 in the second period, to earn the win.

Shots: NYR - 29; PIT - 44
PP: NYR - 0-2/3:00; PIT - 1-3/4:19
3 Stars: 1. M. Zuccarello (NYR); 2. P. Hornqvist (PIT); 3. P. Buchnevich (NYR)

Dec. 8, Rangers 2 at Capitals 4 - Washington tallied a goal in the first minute of the game to take a 1-0 lead and extended its lead to two in the second period. Michael Grabner registered a goal in the final minute of the second period to cut the Rangers' deficit in half, and Jesper Fast recorded a goal at 9:37 of the third period to tie the contest. The Capitals regained the lead with 3:32 remaining in regulation and recorded another goal two minutes later.

Shots: NYR - 29; WSH - 40
PP: NYR - 0-3/4:23; WSH - 0-4/6:23
3 Stars: 1. M. Niskanen (WSH); 2. B. Holtby (WSH); 3. T. Wilson (WSH)

Dec. 9, Rangers 5 vs. Devils 2 - Jimmy Vesey tallied the first goal of the game at 6:14 of the first period to give the Rangers a 1-0 lead, and Jesper Fast extended the Blueshirts' lead to two at 9:42 of the second period. After the Devils scored to cut their deficit in half, Mats Zuccarello registered a goal with less than four minutes remaining in the second period to give the Rangers a 3-1 lead, and he tallied his second goal of the game in the third period to put New York ahead by three. Kevin Hayes tallied a goal in the third period, and Henrik Lundqvist made 26 saves to earn the win.

Shots: NYR - 39; NJD - 28
PP: NYR - 0-3/5:12; NJD - 0-3/5:12
3 Stars: 1. M. Zuccarello (NYR); 2. R. Nash (NYR); 3. J. Fast (NYR)

GAME SUMMARIES

Dec. 11, Rangers 1 vs. Stars 2 (SO) - After neither team recorded a goal in the first period, the Stars opened the scoring at 6:30 of the second period. Rick Nash tied the contest with 3:41 remaining in regulation to help the Rangers earn a point, but Dallas registered two goals in the shootout to win the contest. Ondrej Pavelec made 44 saves in regulation and the five-minute overtime period.

Shots: NYR - 25; DAL - 45
PP: NYR - 0-0/0:00; DAL - 0-3/5:10
3 Stars: 1. O. Pavelec (NYR); 2. K. Lehtonen (DAL); 3. J. Honka (DAL)

Dec. 13, Rangers 2 at Senators 3 - Ottawa opened the scoring 4:01 into the contest. Michael Grabner tied the game at 3:57 of the second period, but the Senators regained the lead before the end of the middle frame and took a 3-1 lead eight seconds into the third period. Pavel Buchnevich tallied a goal at 4:40 of the third period.

Shots: NYR - 29; OTT - 30
PP: NYR - 0-1/2:00; OTT - 0-2/3:51
3 Stars: 1. B. Ryan (OTT); 2. M. Duchene (OTT); 3. M. Grabner (NYR)

Dec. 15, Rangers 4 vs. Kings 2 - Chris Kreider tallied a power play goal 10:23 into the first period to give the Rangers a 1-0 lead. Los Angeles tied the game in the second period, but Kevin Hayes recorded a goal with 5:17 remaining in the middle frame to help the Rangers regain the one-goal lead. After the Kings tied the contest in the third period, Rick Nash registered the eventual game-winning goal with 3:27 remaining in regulation, and J.T. Miller tallied an empty-net goal. Henrik Lundqvist made 33 saves to earn the win.

Shots: NYR - 28; LAK - 35
PP: NYR - 1-3/5:25; LAK - 0-1/2:00
3 Stars: 1. R. Nash (NYR); 2. M. Gaborik (LAK); 3. H. Lundqvist (NYR)

Dec. 16, Rangers 3 at Bruins 2 (OT) - Michael Grabner tallied the first goal of the game at 14:42 of the first period, and J.T. Miller extended the Rangers' lead to two with a power play goal at 2:41 of the second period. The Bruins recorded a goal at 17:12 of the second period and tied the game 5:38 into the third period. After neither team registered another goal in regulation, Mats Zuccarello tallied the game-winning goal in overtime. Henrik Lundqvist made 33 saves to earn the win.

Shots: NYR - 28; BOS - 35
PP: NYR - 2-5/5:21; BOS - 1-7/11:45
3 Stars: 1. M. Zuccarello (NYR); 2. H. Lundqvist (NYR); 3. B. Marchand (BOS)

Dec. 19, Rangers 4 vs. Ducks 1 - Paul Carey tallied a goal in the final minute of the first period to give the Rangers a 1-0 lead, and Kevin Hayes recorded a goal in the first minute of the second period to extend New York's lead to two. Carey registered his second goal of the game with 7:00 remaining in the second period to give the Rangers a 3-0 lead, and Michael Grabner tallied a goal in the third period for the Blueshirts. Henrik Lundqvist made 39 saves to earn the win.

Shots: NYR - 32; ANA - 40
PP: NYR - 0-2/3:00; ANA - 0-2/3:00
3 Stars: 1. H. Lundqvist (NYR); 2. P. Carey (NYR); 3. D. Desharnais (NYR)

Dec. 21, Rangers 3 at Devils 4 (SO) - After New Jersey opened the scoring, Jimmy Vesey and Nick Holden each recorded a goal in a span of 2:04 to give the Rangers a 2-1 lead before the end of the first period. The Devils tied the game with a shorthanded goal in the second period. Kevin Hayes tallied a goal in the third period to help the Rangers regain a one-goal lead, but New Jersey tied the contest before the end of regulation and won the game in a shootout. Henrik Lundqvist made 45 saves.

Shots: NYR - 28; NJD - 48
PP: NYR - 0-3/4:03; NJD - 1-4/5:54
3 Stars: 1. B. Boyle (NJD); 2. B. Coleman (NJD); 3. K. Palmieri (NJD)

Dec. 23, Rangers 2 vs. Maple Leafs 3 - Toronto opened the scoring with 2:46 remaining in the first period and extended its lead to two in the first minute of the second period. Jimmy Vesey cut the Rangers' deficit in half at 2:37 of the second period, but the Maple Leafs regained their two-goal lead before the end of the middle frame. J.T. Miller recorded a goal for the Rangers in the third period, and Henrik Lundqvist made 34 saves in the contest.

Shots: NYR - 32; TOR - 37
PP: NYR - 0-3/3:30; TOR - 1-6/9:05
3 Stars: 1. A. Matthews (TOR); 2. W. Nylander (TOR); 3. M. Rielly (TOR)

Dec. 27, Rangers 1 vs. Capitals 0 (SO) - After neither team tallied a goal in regulation or the five-minute overtime period, Mats Zuccarello and Mika Zibanejad each registered a goal in the shootout to help the Rangers win the game. Ondrej Pavelec stopped all 30 shots he faced in regulation and overtime to earn his first shutout as a Ranger, and he stopped both shooters he faced in the shootout to earn the win.

Shots: NYR - 37; WSH - 30
PP: NYR - 0-3/4:25; WSH - 0-2/4:00
3 Stars: 1. O. Pavelec (NYR); 2. P. Grubauer (WSH); 3. M. Zuccarello (NYR)

GAME SUMMARIES

Dec. 29, Rangers 2 at Red Wings 3 (SO) - David Desharnais tallied the first goal of the game with 2:25 remaining in the first period. After Detroit tied the game in the second period, Vinni Lettieri, who was making his NHL debut, registered his first career NHL goal at 2:35 of the third period. The Red Wings tied the contest at 7:05 of the third period and won the game in a shootout.

Shots: NYR - 39; DET - 35
PP: NYR - 0-4/7:41; DET - 0-5/9:41
3 Stars: 1. A. Athanasiou (DET); 2. H. Lundqvist (NYR); 3. J. Howard (DET)

JANUARY

Jan. 1, Rangers 3 at Sabres 2 (OT) - Paul Carey registered the first goal of the game at 4:09 of the first period, and Michael Grabner tallied a goal to extend the Rangers' lead to two at 8:20 of the first period. Buffalo recorded a goal in the first minute of both the second period and third period to tie the contest. After neither team registered another goal in regulation, J.T. Miller tallied the game-winning goal with 2:17 remaining in overtime. Henrik Lundqvist made 31 saves to earn the win.

Shots: NYR - 42; BUF - 33
PP: NYR - 1-3/4:28; BUF - 1-5/9:19
3 Stars: 1. J.T. Miller (NYR); 2. R. Lehner (BUF); 3. K. Hayes (NYR)

Jan. 3, Rangers 2 vs. Blackhawks 5 - After Chicago opened the scoring at 16:09 of the first period, Nick Holden recorded a goal two minutes later to tie the game. The Blackhawks regained the lead in the second period, but Mika Zibanejad's power play goal at 11:32 of the middle frame tied the game again. Chicago took a 3-2 lead 2:24 into the third period and recorded two empty-net goals in the final minute of the contest.

Shots: NYR - 25; CHI - 35
PP: NYR - 1-6/11:08; CHI - 0-1/1:32
3 Stars: 1. P. Sharp (CHI); 2. J. Toews (CHI); 3. P. Kane (CHI)

Jan. 6, Rangers 2 at Coyotes 1 (SO) - After Arizona opened the scoring at 10:50 of the first period, Jimmy Vesey tallied a goal at 5:11 of the second period to tie the contest. After neither team recorded another goal in regulation or the five-minute overtime period, Mika Zibanejad tallied the only goal in the shootout to help the Rangers earn the win. Henrik Lundqvist stopped 38 of 39 shots he faced in regulation and overtime, and stopped all three shooters he faced in the shootout to earn the win.

Shots: NYR - 25; ARI - 39
PP: NYR - 0-1/2:00; ARI - 1-2/1:36
3 Stars: 1. H. Lundqvist (NYR); 2. P. Buchnevich (NYR); 3. A. Duclair (ARI)

Jan. 7, Rangers 1 at Golden Knights 2 - Mika Zibanejad tallied the first goal of the game at 13:05 of the first period. Vegas tied the game before the end of the opening frame, and after neither team registered a goal in the second period, the Golden Knights recorded the eventual game-winning goal at 8:58 of the third period. Ondrej Pavelec made 32 saves in the contest.

Shots: NYR - 29; VGK - 34
PP: NYR - 0-2/4:00; VGK - 0-1/2:00
3 Stars: 1. W. Karlsson (VGK); 2. M-A. Fleury (VGK); 3. J. Neal (VGK)

Jan. 13, Rangers 2 vs. Islanders 7 - The Islanders opened the scoring at 6:06 of the first period. Kevin Hayes tied the contest with a power play goal at 14:25 of the first period, but the Islanders regained the lead two minutes later and registered three unanswered goals in the second period to take a 5-1 lead. Mika Zibanejad tallied a goal for the Rangers in the third period.

Shots: NYR - 39; NYI - 37
PP: NYR - 1-3/4:54; NYI - 0-2/4:00
3 Stars: 1. M. Barzal (NYI); 2. A. Beauvillier (NYI); 3. J. Eberle (NYI)

Jan. 14, Rangers 2 at Penguins 5 - Pittsburgh opened the scoring 3:14 into the contest, but Michael Grabner and Brendan Smith each registered a goal to give the Rangers a 2-1 lead before the end of the first period. The Penguins tallied two goals in a span of 1:15 in the second period to take a 3-2 lead and added two goals in the third period. Henrik Lundqvist made 42 saves in the contest.

Shots: NYR - 28; PIT - 47
PP: NYR - 0-1/2:00; PIT - 0-3/6:00
3 Stars: 1. D. Simon (PIT); 2. C. Hagelin (PIT); 3. P. Kessel (PIT)

Jan. 16, Rangers 5 vs. Flyers 1 - After Philadelphia opened the scoring 2:06 into the contest, the Rangers tallied three goals in the first period, as Rick Nash recorded an even strength goal, J.T. Miller registered a power play goal, and Paul Carey notched a shorthanded goal. Michael Grabner tallied his 20th goal of the season in the second period to extend the Rangers' lead to 4-1, and Nash tallied his second goal of the game before the end of the middle frame. Henrik Lundqvist made 25 saves to earn his 20th win of the season.

Shots: NYR - 29; PHI - 26
PP: NYR - 1-2/3:18; PHI - 0-3/6:00
3 Stars: 1. R. Nash (NYR); 2. H. Lundqvist (NYR); 3. J.T. Miller (NYR)

GAME SUMMARIES

Jan. 18, Rangers 4 vs. Sabres 3 - Rick Nash tallied a goal 1:24 into the contest to give the Rangers a 1-0 lead, but Buffalo tied the game before the end of the first period. Both teams also tallied a goal in the second period, as J.T. Miller registered a goal for the Blueshirts in the middle frame. Nash's second goal of the contest put the Rangers ahead 3-2, but the Sabres tied the game again at 14:59 of the third period. Pavel Buchnevich recorded the eventual game-winning goal with 3:58 remaining in regulation.

Shots: NYR - 34; BUF - 37
PP: NYR - 0-2/4:00; BUF - 2-4/4:47
3 Stars: 1. R. Nash (NYR); 2. P. Buchnevich (NYR); 3. K. Okposo (BUF)

Jan. 20, Rangers 1 at Avalanche 3 - Colorado tallied the first goal of the game at 9:00 of the first period and extended its lead to two 3:24 into the second period. Pavel Buchnevich registered a power play goal at 6:55 of the second period, but the Rangers were unable to tie the score. The Avalanche tallied an empty-net goal at 19:59 of the third period.

Shots: NYR - 28; COL - 37
PP: NYR - 1-1/1:28; COL - 0-1/2:00
3 Stars: 1. E. Johnson (COL); 2. N. MacKinnon (COL); 3. H. Lundqvist (NYR)

Jan. 21, Rangers 2 at Kings 4 - David Desharnais tallied a power play goal at 3:53 of the first period to give the Rangers a 1-0 lead, and Jimmy Vesey extended New York's lead to two at 7:12 of the opening frame. Los Angeles registered three power play goals in the second period to take a 3-2 lead and recorded an empty-net goal in the final minute of regulation.

Shots: NYR - 23; LAK - 30
PP: NYR - 1-4/7:53; LAK - 3-3/3:56
3 Stars: 1. A. Martinez (LAK); 2. A. Kopitar (LAK); 3. M. Amadio (LAK)

Jan. 23, Rangers 3 at Ducks 6 - After Anaheim took a 1-0 lead 3:25 into the contest, Rick Nash tallied a power play goal at 11:09 of the first period to tie the game. The Ducks regained a one-goal lead at 13:23 of the opening frame, but Nash recorded his second goal of the game at 15:14 of the first period to tie the contest. The Ducks tallied two more goals before the end of the first period to take a 4-2 lead after 20 minutes. Michael Grabner tallied a shorthanded goal at 15:53 of the second period to cut the Rangers' deficit in half, but the Rangers were unable to tie the game. The Ducks registered two goals in the third period.

Shots: NYR - 44; ANA - 31
PP: NYR - 1-3/4:41; ANA - 2-6/9:38
3 Stars: 1. J. Manson (ANA); 2. A. Cogliano (ANA); 3. R. Nash (NYR)

Jan. 25, Rangers 6 at Sharks 5 - Each team tallied two goals in the first period. Kevin Hayes opened the scoring 5:45 into the contest, and Jesper Fast tied the game at 2 after San Jose registered two goals. The Sharks took a 3-2 lead at 2:36 of the second period, but Ryan McDonagh tallied two goals in a span of 72 seconds to give the Rangers a 4-3 lead, and Brady Skjei registered a shorthanded goal to extend New York's lead to two before the end of the middle frame. San Jose cut its deficit in half, but J.T. Miller recorded the eventual game-winning goal with 1:50 remaining in regulation.

Shots: NYR - 29; SJS - 28
PP: NYR - 1-3/4:53; SJS - 0-1/2:00
3 Stars: 1. J.T. Miller (NYR); 2. K. Labanc (SJS); 3. R. McDonagh (NYR)

FEBRUARY

Feb. 1, Rangers 0 vs. Maple Leafs 4 - Toronto tallied the first goal of the game at 8:42 of the first period and extended its lead to two at 15:23 of the opening frame. The Maple Leafs registered a goal in the first minute of the second period and took a 4-0 lead at 3:05 of the middle frame.

Shots: NYR - 25; TOR - 32
PP: NYR - 0-3/6:00; TOR - 0-1/2:00
3 Stars: 1. C. McElhinney (TOR); 2. J. Holl (TOR); 3. J. van Riemsdyk (TOR)

Feb. 3, Rangers 2 at Predators 5 - After neither team tallied a goal in the first period, Nashville opened the scoring 19 seconds into the second period and extended its lead to two at 17:34 of the middle frame. J.T. Miller and Mika Zibanejad each registered a power play goal in the third period, but the Predators recorded three goals during the third period to win the contest. Ryan McDonagh tallied two assists in the game.

Shots: NYR - 22; NSH - 28
PP: NYR - 2-3/2:59; NSH - 1-5/8:42
3 Stars: 1. V. Arvidsson (NSH); 2. P.K. Subban (NSH); 3. F. Forsberg (NSH)

Feb. 5, Rangers 1 at Stars 2 - David Desharnais registered the first goal of the game at 17:55 of the first period. The Stars tied the contest at 14:44 of the second period and registered the game-winning goal on a power play at 4:05 of the third period. Henrik Lundqvist made 39 saves in the contest and stopped all 21 shots he faced in the first period.

Shots: NYR - 32; DAL - 41
PP: NYR - 0-3/6:00; DAL - 1-5/8:43
3 Stars: 1. H. Lundqvist (NYR); 2. M. Hanzal (DAL); 3. R. Faksa (DAL)

GAME SUMMARIES

Feb. 7, Rangers 1 vs. Bruins 6 - Rick Nash registered the first goal of the game at 5:00 of the first period. The Bruins recorded two goals before the end of the first period to take a 2-1 lead into the first intermission. Boston tallied three goals in the second period and added a goal at 6:34 of the third period.

Shots: NYR - 22; BOS - 34
PP: NYR - 0-2/4:00; BOS - 0-2/4:00
3 Stars: 1. P. Bergeron (BOS); 2. Z. Chara (BOS); 3. A. Khudobin (BOS)

Feb. 9, Rangers 4 vs. Flames 3 - Kevin Hayes opened the scoring at 7:53 of the first period. The Flames tied the contest before the end of the opening frame and registered two goals in the second period to take a 3-2 lead into the third period. Rick Nash tied the game at 6:41 of the third period, and Mika Zibanejad recorded the game-winning goal on a power play with 7:19 remaining in regulation. Henrik Lundqvist stopped 28 of 30 shots he faced after entering the game in relief at the start of the second period to earn the win.

Shots: NYR - 36; CGY - 38
PP: NYR - 2-5/8:43; CGY - 1-6/11:06
3 Stars: 1. K. Hayes (NYR); 2. J.T. Miller (NYR); 3. M. Tkachuk (CGY)

Feb. 11, Rangers 3 at Jets 1 - The Jets opened the scoring 1:06 into the contest, but Mats Zuccarello registered a goal at 18:54 of the opening frame to tie the game. Neither team would record another goal until Jimmy Vesey registered a goal with 3:53 remaining in regulation to give the Rangers a 2-1 lead. Michael Grabner recorded an empty-net goal to close out the scoring. Henrik Lundqvist made 37 saves in the contest and stopped all 17 shots he faced in the third period to earn the win.

Shots: NYR - 28; WPG - 38
PP: NYR - 0-4/8:00; WPG - 0-4/8:00
3 Stars: 1. H. Lundqvist (NYR); 2. C. Hellebuyck (WPG); 3. M. Zuccarello (NYR)

Feb. 13, Rangers 2 at Wild 3 - Minnesota tallied three goals in the first 6:17 of the contest to take a 3-0 lead. John Gilmour registered a power play goal at 8:50 of the first period and Kevin Hayes recorded a power play goal at 11:46 of the second period to cut the Rangers' deficit to one, but the Blueshirts were unable to tie the game. Gilmour and Neal Pionk each notched their first career NHL point.

Shots: NYR - 34; MIN - 29
PP: NYR - 2-4/4:36; MIN - 0-1/2:00
3 Stars: 1. D. Dubnyk (MIN); 2. K. Hayes (NYR); 3. E. Staal (MIN)

Feb. 15, Rangers 0 at Islanders 3 - The Islanders opened the scoring at 4:53 of the first period. After neither team recorded a goal for the remainder of the opening frame, the Islanders extended their lead to two at 15:06 of the second period and closed out the scoring 3:57 into the third period. The Rangers registered 50 shots on goal in the contest, and Henrik Lundqvist made 32 saves.

Shots: NYR - 50; NYI - 35
PP: NYR - 0-3/6:00; NYI - 1-2/2:11
3 Stars: 1. J. Halak (NYI); 2. M. Barzal (NYI); 3. N. Leddy (NYI)

Feb. 17, Rangers 3 at Senators 6 - The Senators opened the scoring 1:03 into the contest and took a 2-0 lead at 12:07 of the first period. Michael Grabner recorded a goal to cut the Rangers' deficit in half, but Ottawa regained a two-goal lead at 11:59 of the second period. Mika Zibanejad tallied a power play goal at 14:31 of the second period to make the score 3-2. Ottawa tallied another goal before the end of the second period to take a 4-2 lead and extended its lead to three in the third period. Grabner registered his second goal of the contest in the third period.

Shots: NYR - 38; OTT - 33
PP: NYR - 1-2/3:06; OTT - 0-2/4:00
3 Stars: 1. D. Brassard (OTT); 2. M. Duchene (OTT); 3. T. Chabot (OTT)

Feb. 18, Rangers 4 vs. Flyers 7 - Each team tallied three goals in the first period. Kevin Hayes opened the scoring 1:30 into the contest, and Rick Nash and Mats Zuccarello each registered a goal in the opening frame. The Flyers took a 4-3 lead 2:01 into the second period, but Peter Holland recorded his first goal as a Ranger to tie the game at 5:47 of the middle frame. Philadelphia regained a one-goal lead before the end of the second period and tallied two goals in the third period.

Shots: NYR - 40; PHI - 37
PP: NYR - 0-0/0:00; PHI - 0-1/2:00
3 Stars: 1. T. Konecny (PHI); 2. C. Giroux (PHI); 3. J. Lehtera (PHI)

Feb. 22, Rangers 1 at Canadiens 3 - Montreal opened the scoring at 6:59 of the first period and extended its lead to two 3:50 into the second period. Kevin Hayes recorded a power play goal with 3:00 remaining in regulation, but the Canadiens recorded an empty-net goal with 1:17 remaining in the contest. Alexandar Georgiev stopped 38 of 40 shots he faced while making his NHL debut.

Shots: NYR - 32; MTL - 41
PP: NYR - 1-4/6:38; MTL - 0-5/9:01
3 Stars: 1. C. Hudon (MTL); 2. B. Gallagher (MTL); 3. A. Niemi (MTL)

GAME SUMMARIES

Feb. 23, Rangers 1 vs. Wild 4 - Minnesota tallied two goals in a span of 2:37 in the first period to take a 2-0 lead. Jesper Fast recorded a goal at 2:41 of the second period to cut the Rangers' deficit in half. The Wild registered a power play goal 52 seconds into the third period to regain a two-goal lead and closed out the scoring at 9:22 of the third period.

Shots: NYR - 23; MIN - 37
PP: NYR - 0-1/2:00; MIN - 1-1/1:31
3 Stars: 1. M. Granlund (MIN); 2. E. Staal (MIN); 3. R. Suter (MIN)

Feb. 25, Rangers 2 vs. Red Wings 3 (OT) - Detroit tallied the first goal of the game with less than a minute remaining in the first period and extended its lead to two at 4:31 of the second period. J.T. Miller registered a power play goal to cut the Rangers' deficit in half and Jesper Fast registered a goal to tie the game with 8:44 remaining in regulation. The Red Wings won the game with 5.6 seconds remaining in overtime.

Shots: NYR - 38; DET - 34
PP: NYR - 1-2/2:56; DET - 0-3/5:00
3 Stars: 1. J. Howard (DET); 2. T. Daley (DET); 3. R. Spooner (NYR)

Feb. 28, Rangers 6 at Canucks 5 (OT) - The Rangers recorded three goals in the first 12:29 of the contest to take a 3-0 lead, as Kevin Hayes tallied two goals and Jimmy Vesey registered a goal. The Canucks recorded two goals before the end of the first period and tallied a third goal in the second period to tie the game, but Vladislav Namestnikov registered his first goal as a Ranger with 5:02 remaining in the middle frame to give New York a 4-3 lead. The Canucks tied the game at 4 in the third period and after Mika Zibanejad gave the Rangers a 5-4 lead, Vancouver once again tied the contest in the final minute of regulation. John Gilmour registered the game-winning goal at 1:22 of overtime. Henrik Lundqvist made 50 saves to earn the win, and Ryan Spooner tallied three assists.

Shots: NYR - 27; VAN - 55
PP: NYR - 0-2/4:00; VAN - 1-3/3:46
3 Stars: 1. B. Boeser (VAN); 2. B. Horvat (VAN); 3. H. Lundqvist (NYR)

MARCH

Mar. 2, Rangers 3 at Flames 1 - Kevin Hayes tallied the first goal of the game at 4:07 of the first period to give the Rangers a 1-0 lead. After Calgary tied the contest before the end of the first period, Pavel Buchnevich registered a goal 56 seconds into the second period to help the Rangers regain the lead, and Ryan Spooner recorded his first goal as a Ranger to give the Blueshirts a 3-1 lead. Henrik Lundqvist made 50 saves in the contest to earn the win.

Shots: NYR - 27; CGY - 31
PP: NYR - 0-3/6:00; CGY - 0-3/6:00
3 Stars: 1. H. Lundqvist (NYR); 2. R. Spooner (NYR); 3. M. Frolik (CGY)

Mar. 3, Rangers 3 at Oilers 2 - Chris Kreider registered the first goal of the game 54 seconds into the contest to give the Rangers a 1-0 lead. After Edmonton tied the game at 5:43 of the second period, Mika Zibanejad tallied a power play goal at 7:51 of the middle frame to help the Rangers regain the lead, and Paul Carey registered a goal 1:16 later to extend the Blueshirts' lead to two. The Oilers cut their deficit to one before the end of the second period, but the Rangers held the lead for the remainder of the game. Alexandar Georgiev made 35 saves to earn his first career NHL win.

Shots: NYR - 34; EDM - 37
PP: NYR - 1-3/4:18; EDM - 0-2/3:09
3 Stars: 1. C. McDavid (EDM); 2. A. Georgiev (NYR); 3. M. Zibanejad (NYR)

Mar. 6, Rangers 0 vs. Jets 3 - Winnipeg opened the scoring with less than one minute remaining in the first period. The Jets extended their lead to two at 11:01 of the second period and closed out the scoring with an empty-net goal in the final minute of the contest. Patrik Laine tallied all three goals for Winnipeg. Henrik Lundqvist stopped 31 of 33 shots he faced in the contest.

Shots: NYR - 31; WPG - 34
PP: NYR - 0-1/2:00; WPG - 0-0/0:00
3 Stars: 1. P. Laine (WPG); 2. S. Mason (WPG); 3. P. Stastny (WPG)

Mar. 8, Rangers 3 at Lightning 5 - Tampa Bay tallied two goals in the first period to take a 2-0 lead and extended its lead to three 1:53 into the second period. Ryan Spooner recorded a goal to cut Tampa Bay's lead to 3-1, but the Lightning registered two goals to take a 5-1 lead before the end of the middle frame. Mats Zuccarello and Kevin Hayes each notched a goal in the third period. Spooner tallied three points (one goal, two assists) in the contest.

Shots: NYR - 30; TBL - 45
PP: NYR - 0-3/4:51; TBL - 0-4/6:51
3 Stars: 1. A. Cirelli (TBL); 2. C. Kunitz (TBL); 3. M. Sergachev (TBL)

GAME SUMMARIES

Mar. 10, Rangers 3 at Panthers 4 (SO) - The Panthers opened the scoring in the final minute of the first period and took a 2-0 lead at 8:13 of the second period. Mats Zuccarello tallied a goal at 13:11 of the second period to cut the Rangers' deficit in half and Mika Zibanejad recorded a goal 17 seconds into the third period to tie the game. Florida regained a one-goal lead at 1:02 of the third period, but Kevin Hayes registered a goal with 12:35 remaining in regulation to tie the game again. After neither team tallied another goal in regulation or overtime, the Panthers registered two goals in the shootout to win the game.

Shots: NYR - 37; FLA - 35
PP: NYR - 0-1/2:00; FLA - 1-2/3:53
3 Stars: 1. V. Trocheck (FLA); 2. F. Vatrano (FLA); 3. J. McGinn (FLA)

Mar. 12, Rangers 6 vs. Hurricanes 3 - Mats Zuccarello tallied a goal at 9:06 of the first period to give the Rangers a 1-0 lead. After the Hurricanes tied the game, Jimmy Vesey and Vladislav Namestnikov each recorded goals in the second period, and the Rangers held a 3-2 lead entering the third period. Carolina tied the contest at 8:23 of the third period, but Vesey tallied the eventual game-winning goal with 7:45 remaining in regulation. Zuccarello recorded his second goal of the game by tallying an empty-net goal, and Vesey notched an empty-net goal in the final minute of regulation to complete the hat trick. Alexandar Georgiev made 41 saves to earn the win.

Shots: NYR - 23; CAR - 44
PP: NYR - 1-3/4:06; CAR - 1-3/5:28
3 Stars: 1. J. Vesey (NYR); 2. P. Buchnevich (NYR); 3. A. Georgiev (NYR)

Mar. 14, Rangers 4 vs. Penguins 3 (OT) - After a scoreless first period, Pittsburgh tallied two goals in the second period to take a 2-0 lead. Chris Kreider and Jesper Fast each registered a goal in the third period to tie the game. Pittsburgh regained a one-goal lead, but Mika Zibanejad recorded a goal to tie the game with 3:17 remaining in regulation and registered the game-winning goal in overtime. Kreider tallied four points (one goal, three assists) in the contest and Alexandar Georgiev made 37 saves to earn the win.

Shots: NYR - 33; PIT - 40
PP: NYR - 2-3/2:34; PIT - 0-3/6:00
3 Stars: 1. C. Kreider (NYR); 2. M. Zibanejad (NYR); 3. C. Hagelin (PIT)

Mar. 17, Rangers 3 at Blues 4 (OT) - After the Blues recorded the first goal of the game at 15:49 of the first period, the Rangers tallied three goals in the second period and held a 3-2 lead entering the third period. St. Louis tied the game in the third period and won the contest in overtime. Mika Zibanejad registered two goals and Chris Kreider notched two assists in the game.

Shots: NYR - 20; STL - 33
PP: NYR - 1-2/3:23; STL - 1-3/5:37
3 Stars: 1. A. Pietrangelo (STL); 2. B. Schenn (STL); 3. M. Zibanejad (NYR)

Mar. 20, Rangers 3 vs. Blue Jackets 5 - Columbus opened the scoring at 14:05 of the first period and extended its lead to two in the second period. Kevin Hayes recorded a shorthanded goal to cut the Rangers' deficit in half before the end of the middle frame. The Blue Jackets regained a two-goal lead twice in the third period, but the Rangers were able to tally a goal both times to reduce their deficit to one. Chris Kreider tallied a power play goal with 1:52 remaining in regulation, but Columbus registered an empty-net goal in the final minute of regulation to take a 5-3 lead and close out the scoring.

Shots: NYR - 32; CBJ - 31
PP: NYR - 2-4/5:41; CBJ - 0-2/3:43
3 Stars: 1. A. Panarin (CBJ); 2. I. Cole (CBJ); 3. N. Foligno (CBJ)

Mar. 22, Rangers 3 at Flyers 4 - Philadelphia opened the scoring at 7:56 of the first period, but Mika Zibanejad tallied his 26th goal of the season to tie the game before the end of the first period. The Flyers recorded two goals in the second period to take a 3-1 lead. Jesper Fast registered a goal with 2:57 remaining in the second period to cut the Rangers' deficit in half, but Philadelphia regained a two-goal lead eight seconds into the third period. Fast tallied his second goal of the game at 1:28 of the third period to make the score 4-3, but the Rangers were unable to tie the game.

Shots: NYR - 36; PHI - 36
PP: NYR - 0-2/4:00; PHI - 0-2/4:00
3 Stars: 1. T. Konecny (PHI); 2. C. Giroux (PHI); 3. J. Fast (NYR)

Mar. 24, Rangers 5 vs. Sabres 1 - Chris Kreider tallied the first goal of the game at 16:29 of the first period and Jimmy Vesey tallied the first of his two goals in the game to give the Rangers a 2-0 lead before the end of the opening frame. The Blueshirts added three goals in the second period, as Neal Pionk recorded his first career NHL goal, while Mika Zibanejad and Vesey each recorded a power play goal. Alexandar Georgiev made 43 saves to earn the win.

Shots: NYR - 23; BUF - 44
PP: NYR - 2-3/3:41; BUF - 1-3/5:13
3 Stars: 1. A. Georgiev (NYR); 2. J. Vesey (NYR); 3. N. Pionk (NYR)

GAME SUMMARIES

Mar. 26, Rangers 2 vs. Capitals 4 - Washington tallied four goals in the first period to take a 4-0 lead. Lias Andersson registered his first career NHL goal/point in his NHL debut, and Mats Zuccarello recorded a goal in the third period. Filip Chytil tallied his first career NHL assist/point on Zuccarello's goal, and Ondrej Pavelec stopped 26 of 27 shots he faced after entering the game in relief.

Shots: NYR - 30; WSH - 33
PP: NYR - 0-4/8:00; WSH - 1-3/4:57
3 Stars: 1. A. Ovechkin (WSH); 2. E. Kuznetsov (WSH); 3. N. Backstrom (WSH)

Mar. 28, Rangers 2 at Capitals 3 (OT) - Kevin Hayes tallied a power play goal to give the Rangers a 1-0 lead at 12:42 of the first period. With the score tied at 1 in the third period, Ryan Spooner registered a goal to help the Blueshirts regain a one-goal lead. The Capitals tied the game with 1:05 remaining in regulation and won the contest in overtime. Henrik Lundqvist made 30 saves in the contest.

Shots: NYR - 37; WSH - 33
PP: NYR - 1-5/9:43; WSH - 0-3/6:00
3 Stars: 1. E. Kuznetsov (WSH); 2. B. Holtby (WSH); 3. H. Lundqvist (NYR)

Mar. 30, Rangers 3 vs. Lightning 7 - Brady Skjei tallied the first goal of the game at 14:59 of the first period. Tampa Bay tallied two goals in the second period to take a 2-1 lead and registered five goals in the third period. Filip Chytil recorded his first career NHL goal in the third period, and Chris Kreider also tallied a goal in the third period. Nine different Rangers registered a point in the contest.

Shots: NYR - 31; TBL - 50
PP: NYR - 0-4/4:57; TBL - 2-4/2:58
3 Stars: 1. C. Paquette (TBL); 2. J.T. Miller (TBL); 3. A. Killorn (TBL)

Mar. 31, Rangers 2 at Hurricanes 1 - After neither team tallied a goal in the first period, Ryan Sproul registered his first goal as a Ranger at 3:01 of the second period, and Kevin Hayes notched a shorthanded goal to give the Blueshirts a 2-0 lead at the end of the middle frame. Carolina cut the Rangers' lead to one at 8:07 of the third period but was unable to tie the game. Henrik Lundqvist made 40 saves in the contest, including 15 in the third period, to earn the win.

Shots: NYR - 20; CAR - 41
PP: NYR - 0-1/2:00; CAR - 0-3/5:14
3 Stars: 1. H. Lundqvist (NYR); 2. J. Skinner (CAR); 3. K. Hayes (NYR)

APRIL

Apr. 3, Rangers 2 at Devils 5 - New Jersey tallied three goals in the first 10:40 of the contest to take a 3-0 lead. Ryan Spooner registered a goal at 17:47 of the first period to cut the Rangers' deficit to two, but the Devils recorded two goals in the second period to take a 5-1 lead. Kevin Hayes tallied a goal for the Blueshirts in the third period.

Shots: NYR - 24; NJD - 44
PP: NYR - 0-2/4:00; NJD - 3-4/3:54
3 Stars: 1. T. Hall (NJD); 2. W. Butcher (NJD); 3. T. Zajac (NJD)

Apr. 5, Rangers 1 at Islanders 2 - Kevin Hayes tallied a power play goal at 4:25 of the first period to give the Rangers a 1-0 lead. The Islanders registered two goals in a span of 2:32 in the second period. Ondrej Pavelec made 20 saves in the contest.

Shots: NYR - 35; NYI - 22
PP: NYR - 1-4/6:22; NYI - 0-2/2:49
3 Stars: 1. A. Beauvillier (NYI); 2. J. Halak (NYI); 3. T. Hickey (NYI)

Apr. 7, Rangers 0 at Flyers 5 - Philadelphia opened the scoring 6:34 into the contest. The Flyers registered three goals in the second period to take a 4-0 lead and extended their lead to five at 10:11 of the third period. Henrik Lundqvist made 35 saves in the contest.

Shots: NYR - 17; PHI - 40
PP: NYR - 0-1/1:01; PHI - 1-2/2:32
3 Stars: 1. C. Giroux (PHI); 2. M. Raffl (PHI); 3. B. Elliott (PHI)

FINAL RANGERS SCORING

POS.	NO.	PLAYER			GP	G	A	PTS	+/-	PIM	PPG	SHG	GWG	S	S%
RW	36	Mats Zuccarello			80	16	37	53	-10	36	1	0	3	178	9.0
C	93	Mika Zibanejad			72	27	20	47	-23	14	14	0	4	212	12.7
C	13	Kevin Hayes			76	25	19	44	1	18	6	2	4	172	14.5
RW	89	Pavel Buchnevich			74	14	29	43	-3	20	5	0	4	136	10.3
C	10	J.T. Miller	X		63	13	27	40	-1	28	6	0	4	98	13.3
LW	20	Chris Kreider			58	16	21	37	-2	44	7	0	0	137	11.7
RW	17	Jesper Fast			71	13	20	33	-10	26	0	0	0	80	16.3
RW	40	Michael Grabner	X		59	25	6	31	11	12	0	1	2	131	19.1
RW	61	Rick Nash	X		60	18	10	28	-8	24	3	0	2	189	9.5
LW	26	Jimmy Vesey			79	17	11	28	-18	20	1	0	4	136	12.5
C	51	David Desharnais			71	6	22	28	-22	18	2	0	0	55	10.9
D	27	Ryan McDonagh	X		49	2	24	26	7	20	1	0	0	77	2.6
D	76	Brady Skjei			82	4	21	25	-27	39	0	1	1	153	2.6
D	22	Kevin Shattenkirk			46	5	18	23	-14	44	2	0	1	94	5.3
C	23	Ryan Spooner		NYR	20	4	12	16	-4	2	0	0	0	37	10.8
				BOS	39	9	16	25	10	2	1	0	3	70	12.8
				Total	59	13	28	41	6	4	1	0	3	107	12.1
C	28	Paul Carey			60	7	7	14	-13	20	1	1	1	51	13.7
D	44	*Neal Pionk			28	1	13	14	-1	12	0	0	0	54	1.9
D	55	Nick Holden	X		55	3	9	12	-3	14	0	0	0	54	5.6
C	24	*Boo Nieves			28	1	8	9	6	12	0	0	0	23	4.3
D	18	Marc Staal			72	1	7	8	11	18	0	0	0	68	1.5
D	42	Brendan Smith			44	1	7	8	2	69	0	0	0	66	1.5
D	77	Tony DeAngelo			32	0	8	8	-18	11	0	0	0	68	0.0
D	58	*John Gilmour			28	2	3	5	-11	14	1	0	1	61	3.3
C	95	*Vinni Lettieri			19	1	4	5	-12	0	0	0	0	28	3.6
D	25	Ryan Sproul			16	1	4	5	-6	6	0	0	0	15	6.7
C	90	Vladislav Namestnikov		NYR	19	2	2	4	-5	10	1	0	0	28	7.1
				TBL	62	20	24	44	11	35	8	0	2	127	15.7
				Total	81	22	26	48	6	45	9	0	2	155	14.2
C	12	Peter Holland			23	1	3	4	-10	7	0	0	0	30	3.3
C	72	*Filip Chytil			9	1	2	3	-5	4	0	0	0	21	4.8
D	46	*Rob O'Gara		NYR	22	0	3	3	-2	6	0	0	0	19	0.0
				BOS	8	0	0	0	-5	0	0	0	0	2	0.0
				Total	30	0	3	3	-7	6	0	0	0	21	0.0
C	50	*Lias Andersson			7	1	1	2	1	0	0	0	0	5	20.0
LW	8	Cody McLeod		NYR	25	0	2	2	-11	39	0	0	0	25	0.0
				NSH	23	1	1	2	E	72	0	0	0	11	9.1
				Total	48	1	3	4	-11	111	0	0	0	36	2.8
D	47	Steven Kampfer			22	0	1	1	-7	20	0	0	0	31	0.0
RW	25	Adam Cracknell	X		4	0	0	0	-1	0	0	0	0	4	0.0
C	43	*Daniel Catenacci			1	0	0	0	-1	0	0	0	0	1	0.0
C	38	*Steven Fogarty			1	0	0	0	E	2	0	0	0	1	0.0
LW	39	Matt Beleskey		NYR	1	0	0	0	-1	4	0	0	0	0	0.0
				BOS	14	0	0	0	-8	17	0	0	0	17	0.0
				Total	15	0	0	0	-9	21	0	0	0	17	0.0

GOALTENDING

NO.	GOALTENDER	GP	W	L	OT	GAA	SV%	SO	GA	SA	MIN	G	A	PIM
30	Henrik Lundqvist	63	26	26	7	2.98	.915	2	174	2,036	3,503	0	1	0
31	Ondrej Pavelec	19	4	9	1	3.05	.910	1	46	510	904	0	0	2
90, 40	*Alexandar Georgiev	10	4	4	1	3.15	.918	0	27	331	515	0	0	0
75	Brandon Halverson	1	0	0	0	4.78	.833	0	1	6	13	0	0	0

* Denotes rookie

"X" Denotes player who didn't end the 2017-18 season with the organization

SCORING BREAKDOWN

	HOME			ROAD			GAME WINNING			GAME-DECIDING GOALS
PLAYER	G	A	PTS	G	A	PTS	G	A	PTS	G
Lias Andersson	1	0	1	0	1	1	0	0	0	0
Matt Beleskey	0	0	0	0	0	0	0	0	0	0
Pavel Buchnevich	9	22	31	5	7	12	4	2	6	0
Paul Carey	4	2	6	3	5	8	1	0	1	0
Daniel Catenacci	0	0	0	0	0	0	0	0	0	0
Filip Chytil	1	1	2	0	1	1	0	0	0	0
Adam Cracknell	0	0	0	0	0	0	0	0	0	0
Tony DeAngelo	0	3	3	0	5	5	0	0	0	0
David Desharnais	3	15	18	3	7	10	0	5	5	0
Jesper Fast	6	11	17	7	9	16	0	2	2	0
Steven Fogarty	0	0	0	0	0	0	0	0	0	0
Alexandar Georgiev	0	0	0	0	0	0	0	0	0	0
John Gilmour	0	0	0	2	3	5	1	0	1	0
Michael Grabner	15	3	18	10	3	13	2	1	3	0
Brandon Halverson	0	0	0	0	0	0	0	0	0	0
Kevin Hayes	10	9	19	15	10	25	4	0	4	0
Nick Holden	1	7	8	2	2	4	0	1	1	0
Peter Holland	1	2	3	0	1	1	0	0	0	0
Steven Kampfer	0	0	0	0	1	1	0	0	0	0
Chris Kreider	12	8	20	4	13	17	0	4	4	0
Vinni Lettieri	0	0	0	1	4	5	0	0	0	0
Henrik Lundqvist	0	0	0	0	1	1	0	1	1	0
Ryan McDonagh	0	14	14	2	10	12	0	2	2	0
Cody McLeod	0	1	1	0	1	1	0	1	1	0
J.T. Miller	7	12	19	6	15	21	4	5	9	0
Vladislav Namestnikov	1	0	1	1	2	3	0	0	0	0
Rick Nash	13	6	19	5	4	9	2	2	4	0
Boo Nieves	0	6	6	1	2	3	0	1	1	0
Rob O'Gara	0	1	1	0	2	2	0	0	0	0
Ondrej Pavelec	0	0	0	0	0	0	0	0	0	0
Neal Pionk	1	6	7	0	7	7	0	2	2	0
Kevin Shattenkirk	2	11	13	3	7	10	1	7	8	0
Brady Skjei	2	9	11	2	12	14	1	7	8	0
Brendan Smith	0	4	4	1	3	4	0	0	0	0
Ryan Spooner	0	4	4	4	8	12	0	1	1	0
Ryan Sproul	0	2	2	1	2	3	0	0	0	0
Marc Staal	0	5	5	1	2	3	0	0	0	0
Jimmy Vesey	12	7	19	5	4	9	4	2	6	1
Mika Zibanejad	14	14	28	13	6	19	4	2	6	1
Mats Zuccarello	9	19	28	7	18	25	3	4	7	1
TOTALS	124	204	328	104	178	282	31	52	83	3

SPECIAL TEAMS SCORING BREAKDOWN

	EVEN STRENGTH			POWER PLAY			SHORTHANDED			TOTALS		
PLAYER	G	A	PTS	G	A	PTS	G	A	PTS	G	A	PTS
Lias Andersson	1	1	2	0	0	0	0	0	0	1	1	2
Matt Beleskey	0	0	0	0	0	0	0	0	0	0	0	0
Pavel Buchnevich	9	17	26	5	12	17	0	0	0	14	29	43
Paul Carey	5	7	12	1	0	1	1	0	1	7	7	14
Daniel Catenacci	0	0	0	0	0	0	0	0	0	0	0	0
Filip Chytil	1	2	3	0	0	0	0	0	0	1	2	3
Adam Cracknell	0	0	0	0	0	0	0	0	0	0	0	0
Tony DeAngelo	0	2	2	0	6	6	0	0	0	0	8	8
David Desharnais	4	17	21	2	5	7	0	0	0	6	22	28
Jesper Fast	13	18	31	0	0	0	0	2	2	13	20	33
Steven Fogarty	0	0	0	0	0	0	0	0	0	0	0	0
Alexandar Georgiev	0	0	0	0	0	0	0	0	0	0	0	0
John Gilmour	1	3	4	1	0	1	0	0	0	2	3	5
Michael Grabner	24	5	29	0	1	1	1	0	1	25	6	31
Brandon Halverson	0	0	0	0	0	0	0	0	0	0	0	0
Kevin Hayes	17	17	34	6	2	8	2	0	2	25	19	44
Nick Holden	3	9	12	0	0	0	0	0	0	3	9	12
Peter Holland	1	2	3	0	0	0	0	1	1	1	3	4
Steven Kampfer	0	1	1	0	0	0	0	0	0	0	1	1
Chris Kreider	9	16	25	7	5	12	0	0	0	16	21	37
Vinni Lettieri	1	3	4	0	1	1	0	0	0	1	4	5
Henrik Lundqvist	0	1	1	0	0	0	0	0	0	0	1	1
Ryan McDonagh	1	16	17	1	8	9	0	0	0	2	24	26
Cody McLeod	0	2	2	0	0	0	0	0	0	0	2	2
J.T. Miller	7	21	28	6	6	12	0	0	0	13	27	40
Vladislav Namestnikov	1	2	3	1	0	1	0	0	0	2	2	4
Rick Nash	15	9	24	3	1	4	0	0	0	18	10	28
Boo Nieves	1	8	9	0	0	0	0	0	0	1	8	9
Rob O'Gara	0	3	3	0	0	0	0	0	0	0	3	3
Ondrej Pavelec	0	0	0	0	0	0	0	0	0	0	0	0
Neal Pionk	1	8	9	0	5	5	0	0	0	1	13	14
Kevin Shattenkirk	3	8	11	2	10	12	0	0	0	5	18	23
Brady Skjei	3	15	18	0	6	6	1	0	1	4	21	25
Brendan Smith	1	6	7	0	1	1	0	0	0	1	7	8
Ryan Spooner	4	10	14	0	2	2	0	0	0	4	12	16
Ryan Sproul	1	3	4	0	1	1	0	0	0	1	4	5
Marc Staal	1	7	8	0	0	0	0	0	0	1	7	8
Jimmy Vesey	16	9	25	1	2	3	0	0	0	17	11	28
Mika Zibanejad	13	12	25	14	7	21	0	1	1	27	20	47
Mats Zuccarello	15	21	36	1	16	17	0	0	0	16	37	53
TOTALS	172	281	453	51	97	148	5	4	9	228	382	610

SCORING BREAKDOWN BY MONTH

	OCTOBER			NOVEMBER			DECEMBER			JANUARY		
PLAYER	G	A	PTS	G	A	PTS	G	A	PTS	G	A	PTS
Lias Andersson	-	-	-	-	-	-	-	-	-	-	-	-
Matt Beleskey	-	-	-	-	-	-	-	-	-	-	-	-
Pavel Buchnevich	5	5	10	4	6	10	2	3	5	2	5	7
Paul Carey	0	0	0	1	0	1	3	4	7	2	2	4
Daniel Catenacci	-	-	-	-	-	-	-	-	-	0	0	0
Filip Chytil	0	0	0	-	-	-	-	-	-	-	-	-
Adam Cracknell	0	0	0	-	-	-	-	-	-	-	-	-
Tony DeAngelo	0	1	1	-	-	-	-	-	-	0	2	2
David Desharnais	2	5	7	0	4	4	2	6	8	1	2	3
Jesper Fast	1	2	3	3	5	8	3	2	5	1	1	2
Steven Fogarty	-	-	-	-	-	-	-	-	-	-	-	-
Alexandar Georgiev	-	-	-	-	-	-	-	-	-	-	-	-
John Gilmour	-	-	-	-	-	-	-	-	-	-	-	-
Michael Grabner	4	1	5	6	1	7	7	1	8	4	2	6
Brandon Halverson	-	-	-	-	-	-	-	-	-	-	-	-
Kevin Hayes	3	3	6	2	3	5	4	1	5	2	2	4
Nick Holden	0	0	0	1	3	4	1	2	3	1	1	2
Peter Holland	-	-	-	-	-	-	-	-	-	0	2	2
Steven Kampfer	0	0	0	0	1	1	-	-	-	0	0	0
Chris Kreider	3	3	6	7	3	10	1	5	6	-	-	-
Vinni Lettieri	-	-	-	-	-	-	1	0	1	0	3	3
Henrik Lundqvist	0	0	0	0	1	1	0	0	0	0	0	0
Ryan McDonagh	0	6	6	0	6	6	0	6	6	2	4	6
Cody McLeod	-	-	-	-	-	-	-	-	-	-	-	-
J.T. Miller	2	8	10	2	6	8	3	4	7	4	3	7
Vladislav Namestnikov	-	-	-	-	-	-	-	-	-	-	-	-
Rick Nash	2	2	4	5	4	9	2	2	4	6	2	8
Boo Nieves	0	3	3	0	0	0	1	3	4	0	2	2
Rob O'Gara	-	-	-	-	-	-	-	-	-	-	-	-
Ondrej Pavelec	0	0	0	0	0	0	0	0	0	0	0	0
Neal Pionk	-	-	-	-	-	-	-	-	-	-	-	-
Kevin Shattenkirk	2	8	10	3	5	8	0	4	4	0	1	1
Brady Skjei	2	1	3	0	6	6	0	4	4	1	2	3
Brendan Smith	0	2	2	0	2	2	0	3	3	1	0	1
Ryan Spooner	-	-	-	-	-	-	-	-	-	-	-	-
Ryan Sproul	-	-	-	-	-	-	-	-	-	-	-	-
Marc Staal	1	2	3	0	1	1	0	2	2	0	1	1
Jimmy Vesey	2	1	3	3	2	5	3	4	7	2	0	2
Mika Zibanejad	8	5	13	3	6	9	0	0	0	3	3	6
Mats Zuccarello	3	7	10	1	9	10	4	5	9	0	8	8
TOTALS	40	65	105	41	74	115	37	61	98	32	48	80

SCORING BREAKDOWN BY MONTH

	FEBRUARY			MARCH			APRIL			TOTALS		
PLAYER	G	A	PTS	G	A	PTS	G	A	PTS	G	A	PTS
Lias Andersson	-	-	-	1	1	2	0	0	0	1	1	2
Matt Beleskey	-	-	-	-	-	-	0	0	0	0	0	0
Pavel Buchnevich	0	2	2	1	8	9	0	0	0	14	29	43
Paul Carey	0	0	0	1	1	2	0	0	0	7	7	14
Daniel Catenacci	-	-	-	-	-	-	-	-	-	0	0	0
Filip Chytil	-	-	-	1	1	2	0	1	1	1	2	3
Adam Cracknell	-	-	-	-	-	-	-	-	-	0	0	0
Tony DeAngelo	0	4	4	0	1	1	-	-	-	0	8	8
David Desharnais	1	3	4	0	2	2	0	0	0	6	22	28
Jesper Fast	2	1	3	3	9	12	-	-	-	13	20	33
Steven Fogarty	-	-	-	-	-	-	0	0	0	0	0	0
Alexandar Georgiev	0	0	0	0	0	0	-	-	-	0	0	0
John Gilmour	2	0	2	0	3	3	0	0	0	2	3	5
Michael Grabner	4	1	5	-	-	-	-	-	-	25	6	31
Brandon Halverson	0	0	0	-	-	-	-	-	-	0	0	0
Kevin Hayes	6	5	11	6	5	11	2	0	2	25	19	44
Nick Holden	0	3	3	-	-	-	-	-	-	3	9	12
Peter Holland	1	1	2	0	0	0	0	0	0	1	3	4
Steven Kampfer	0	0	0	-	-	-	-	-	-	0	1	1
Chris Kreider	0	1	1	5	9	14	0	0	0	16	21	37
Vinni Lettieri	0	1	1	-	-	-	-	-	-	1	4	5
Henrik Lundqvist	0	0	0	0	0	0	0	0	0	0	1	1
Ryan McDonagh	0	2	2	-	-	-	-	-	-	2	24	26
Cody McLeod	0	1	1	0	1	1	-	-	-	0	2	2
J.T. Miller	2	6	8	-	-	-	-	-	-	13	27	40
Vladislav Namestnikov	1	1	2	1	1	2	0	0	0	2	2	4
Rick Nash	3	0	3	-	-	-	-	-	-	18	10	28
Boo Nieves	-	-	-	-	-	-	-	-	-	1	8	9
Rob O'Gara	0	0	0	0	3	3	0	0	0	0	3	3
Ondrej Pavelec	0	0	0	0	0	0	0	0	0	0	0	0
Neal Pionk	0	3	3	1	10	11	0	0	0	1	13	14
Kevin Shattenkirk	-	-	-	-	-	-	-	-	-	5	18	23
Brady Skjei	0	4	4	1	3	4	0	1	1	4	21	25
Brendan Smith	0	0	0	-	-	-	-	-	-	1	7	8
Ryan Spooner	0	5	5	3	7	10	1	0	1	4	12	16
Ryan Sproul	0	2	2	1	2	3	0	0	0	1	4	5
Marc Staal	0	0	0	0	1	1	0	0	0	1	7	8
Jimmy Vesey	2	0	2	5	3	8	0	1	1	17	11	28
Mika Zibanejad	4	0	4	9	6	15	0	0	0	27	20	47
Mats Zuccarello	2	4	6	6	3	9	0	1	1	16	37	53
TOTALS	30	50	80	45	80	125	3	4	7	228	382	610

SCORING BREAKDOWN BY DIVISION

	EASTERN CONFERENCE								
	METROPOLITAN			ATLANTIC			TOTALS		
PLAYER	G	A	PTS	G	A	PTS	G	A	PTS
Lias Andersson	1	1	2	0	0	0	1	1	2
Matt Beleskey	0	0	0	0	0	0	0	0	0
Pavel Buchnevich	3	9	12	5	9	14	8	18	26
Paul Carey	3	6	9	1	0	1	4	6	10
Daniel Catenacci	0	0	0	0	0	0	0	0	0
Filip Chytil	0	2	2	1	0	1	1	2	3
Adam Cracknell	0	0	0	0	0	0	0	0	0
Tony DeAngelo	0	1	1	0	2	2	0	3	3
David Desharnais	3	5	8	1	9	10	4	14	18
Jesper Fast	8	7	15	1	8	9	9	15	24
Steven Fogarty	0	0	0	0	0	0	0	0	0
Alexandar Georgiev	0	0	0	0	0	0	0	0	0
John Gilmour	0	1	1	0	1	1	0	2	2
Michael Grabner	9	0	9	7	2	9	16	2	18
Brandon Halverson	0	0	0	0	0	0	0	0	0
Kevin Hayes	11	1	12	4	9	13	15	10	25
Nick Holden	1	3	4	1	1	2	2	4	6
Peter Holland	1	2	3	0	0	0	1	2	3
Steven Kampfer	0	1	1	0	0	0	0	1	1
Chris Kreider	5	6	11	6	10	16	11	16	27
Vinni Lettieri	0	1	1	1	0	1	1	1	2
Henrik Lundqvist	0	0	0	0	1	1	0	1	1
Ryan McDonagh	0	8	8	0	9	9	0	17	17
Cody McLeod	0	1	1	0	0	0	0	1	1
J.T. Miller	2	9	11	8	10	18	10	19	29
Vladislav Namestnikov	1	1	2	0	0	0	1	1	2
Rick Nash	4	4	8	6	3	9	10	7	17
Boo Nieves	1	2	3	0	2	2	1	4	5
Rob O'Gara	0	2	2	0	1	1	0	3	3
Ondrej Pavelec	0	0	0	0	0	0	0	0	0
Neal Pionk	0	6	6	1	2	3	1	8	9
Kevin Shattenkirk	2	5	7	3	7	10	5	12	17
Brady Skjei	0	7	7	3	6	9	3	13	16
Brendan Smith	1	5	6	0	0	0	1	5	6
Ryan Spooner	2	1	3	1	7	8	3	8	11
Ryan Sproul	1	3	4	0	1	1	1	4	5
Marc Staal	0	5	5	1	2	3	1	7	8
Jimmy Vesey	5	5	10	5	3	8	10	8	18
Mika Zibanejad	6	8	14	7	6	13	13	14	27
Mats Zuccarello	8	8	16	5	11	16	13	19	32
TOTALS	78	126	204	68	122	190	146	248	394

SCORING BREAKDOWN BY DIVISION

WESTERN CONFERENCE

	CENTRAL			PACIFIC			TOTALS		
PLAYER	G	A	PTS	G	A	PTS	G	A	PTS
Lias Andersson	0	0	0	0	0	0	0	0	0
Matt Beleskey	0	0	0	0	0	0	0	0	0
Pavel Buchnevich	1	6	7	5	5	10	6	11	17
Paul Carey	0	1	1	3	0	3	3	1	4
Daniel Catenacci	0	0	0	0	0	0	0	0	0
Filip Chytil	0	0	0	0	0	0	0	0	0
Adam Cracknell	0	0	0	0	0	0	0	0	0
Tony DeAngelo	0	1	1	0	4	4	0	5	5
David Desharnais	1	2	3	1	6	7	2	8	10
Jesper Fast	2	1	3	2	4	6	4	5	9
Steven Fogarty	0	0	0	0	0	0	0	0	0
Alexandar Georgiev	0	0	0	0	0	0	0	0	0
John Gilmour	1	0	1	1	1	2	2	1	3
Michael Grabner	1	1	2	8	3	11	9	4	13
Brandon Halverson	0	0	0	0	0	0	0	0	0
Kevin Hayes	3	4	7	7	5	12	10	9	19
Nick Holden	1	1	2	0	4	4	1	5	6
Peter Holland	0	0	0	0	1	1	0	1	1
Steven Kampfer	0	0	0	0	0	0	0	0	0
Chris Kreider	1	3	4	4	2	6	5	5	10
Vinni Lettieri	0	1	1	0	2	2	0	3	3
Henrik Lundqvist	0	0	0	0	0	0	0	0	0
Ryan McDonagh	0	3	3	2	4	6	2	7	9
Cody McLeod	0	0	0	0	1	1	0	1	1
J.T. Miller	1	4	5	2	4	6	3	8	11
Vladislav Namestnikov	0	0	0	1	1	2	1	1	2
Rick Nash	2	1	3	6	2	8	8	3	11
Boo Nieves	0	1	1	0	3	3	0	4	4
Rob O'Gara	0	0	0	0	0	0	0	0	0
Ondrej Pavelec	0	0	0	0	0	0	0	0	0
Neal Pionk	0	2	2	0	3	3	0	5	5
Kevin Shattenkirk	0	2	2	0	4	4	0	6	6
Brady Skjei	0	3	3	1	5	6	1	8	9
Brendan Smith	0	1	1	0	1	1	0	2	2
Ryan Spooner	0	0	0	1	4	5	1	4	5
Ryan Sproul	0	0	0	0	0	0	0	0	0
Marc Staal	0	0	0	0	0	0	0	0	0
Jimmy Vesey	2	1	3	5	2	7	7	3	10
Mika Zibanejad	8	0	8	6	6	12	14	6	20
Mats Zuccarello	2	5	7	1	13	14	3	18	21
TOTALS	26	44	70	56	90	146	82	134	216

MISCELLANEOUS STATISTICS

WIN/LOSS BREAKDOWN

DIVISION	HOME	PTS	GF	GA	AWAY	PTS	GF	GA	OVERALL	PTS	GF	GA
Atlantic	6-5-1	13	32	35	4-6-2	10	36	46	10-11-3	23	68	81
Metropolitan	7-5-2	16	51	48	3-9-2	8	28	45	10-14-4	24	79	93
Central	1-5-1	3	11	23	1-5-1	3	15	24	2-10-2	6	26	47
Pacific	7-1-0	14	32	21	5-3-0	10	26	26	12-4-0	24	58	47
TOTALS	**21-16-4**	**46**	**126**	**127**	**13-23-5**	**31**	**105**	**141**	**34-39-9**	**77**	**231**	**268**

GOALS BY PERIOD

	1ST	2ND	3RD	OT/SO	TOTALS
Rangers	69	72	80	7/3	228 (2.78 G/GP)
Opponents	87	88	84	4/5	263 (3.21 GA/GP)

SHOTS BY PERIOD

	1ST	2ND	3RD	OT	TOTALS
Rangers	815	829	857	37	2,538 (31.0 S/GP)
Opponents	940	1,010	913	35	2,898 (35.3 SA/GP)

TEAM STATISTICS

Most Goals, Game:	6	(5x), last - 3/12/18 vs. CAR
Most Goals Allowed, Game:	8	10/7/17 at TOR
Most Goals, Period:	4	(2x), last - 11/6/17 vs. CBJ (3rd period)
Most Goals Allowed, Period:	5	(3x), last - 3/30/18 vs. TBL (3rd period)
Largest Margin of Victory:	5	11/22/17 at CAR
Largest Margin of Defeat:	5	(3x), last - 4/7/18 at PHI
Most Shots, Game:	50	2/15/18 at NYI
Most Shots Allowed, Game:	55	2/28/18 at VAN
Most Shots, Period:	22	3/3/18 at EDM (2nd period)
Most Shots Allowed, Period:	23	(2x), last - 12/21/17 at NJD (2nd period)
Least Shots, Game:	15	10/21/17 vs. NSH
Least Shots Allowed, Game:	19	10/14/17 vs. NJD
Least Shots, Period:	2	(2x), last - 3/17/18 at STL (1st period)
Least Shots Allowed, Period:	3	10/14/17 vs. NJD (1st period)
Most Power Play Goals, Game:	3	11/6/17 vs. CBJ
Most Power Play Goals Allowed, Game:	3	(3x), last - 4/3/18 at NJD
Most Shorthanded Goals, Game:	1	(5x), last - 3/31/18 at CAR
Most Shorthanded Goals Allowed, Game:	1	(5x), last - 3/26/18 vs. WSH
Most Hits, Game:	35	1/14/18 at PIT
Most Faceoff Wins, Game:	48	12/23/17 vs. TOR
Highest Faceoff Win Percentage, Game:	65.8%	12/23/17 vs. TOR (48-for-73)
Most Blocked Shots, Game:	30	3/12/18 vs. CAR
Longest Winning Streak:	6	10/31/17 vs. VGK - 11/11/17 vs. EDM
Longest Point Streak:	6	10/31/17 vs. VGK - 11/11/17 vs. EDM (6-0-0)
Longest Losing Streak:	6	2/13/18 at MIN - 2/23/18 vs. MIN
Longest Winless Streak:	7	2/13/18 at MIN - 2/25/18 vs. DET (0-6-1)

INDIVIDUAL STATISTICS

Most Goals, Game:	3	(2x), last - Jimmy Vesey, 3/12/18 vs. CAR
Most Assists, Game:	3	(10x), last - Chris Kreider and Neal Pionk, 3/14/18 vs. PIT
Most Points, Game:	4	(2x), last - Chris Kreider, 3/14/18 vs. PIT (1 G, 3 A)
Most Shots, Game:	9	Mika Zibanejad, 3/14/18 vs. PIT
Most PIM, Game:	17	Brendan Smith, 11/19/17 vs. OTT
Most Hits, Game:	8	Cody McLeod, 2/1/18 vs. TOR
Most Blocked Shots, Game:	7	(3x), last - Marc Staal, 3/12/18 vs. CAR
Longest Goal Streak:	5	Mika Zibanejad, 3/14/18 vs. PIT - 3/24/18 vs. BUF (7)
Longest Assist Streak:	7	Neal Pionk, 3/10/18 at FLA - 3/24/18 vs. BUF (9)
Longest Point Streak:	8	Jesper Fast, 3/8/18 at TBL - 3/24/18 vs. BUF (3 G, 7 A)
Most Saves, Game:	50	(2x), last - Henrik Lundqvist, 3/2/18 at CGY

MISCELLANEOUS STATISTICS

MONTH-BY-MONTH RECORD

	GP	W	L	OT	PTS	GF	GA
October	13	4	7	2	10	40	47
November	12	9	3	0	18	42	30
December	13	7	3	3	17	38	30
January	12	5	7	0	10	33	44
February	14	3	10	1	7	30	55
March	15	6	6	3	15	45	50
April	3	0	3	0	0	3	12
TOTALS	**82**	**34**	**39**	**9**	**77**	**231**	**268**

2017-18 RANGERS SITUATIONAL RECORD

	W	L	OT
Scoring first	24	10	2
Opponent scoring first	10	29	7
Leading after 1st Period	15	7	2
Trailing after 1st Period	4	24	5
Tied after 1st Period	15	8	2
Leading after 2nd Period	22	0	1
Trailing after 2nd Period	5	33	4
Tied after 2nd Period	7	6	4
OT Record	10	9	-
Five-Minute Overtime Record	7	4	-
Shootout Record	3	5	-
Outshooting opponent	12	13	5
Outshot by opponent	21	25	4
Even shots	1	1	0
Outscoring opponent on special teams	15	10	3
Outscored on special teams	7	16	3
Special teams scoring is even	12	13	3
Second game of back-to-backs	5	6	0
Third game in four days	5	4	2
Wearing Winter Classic jersey	1	2	0
Wearing Blue on the road	0	0	1
Afternoon games	5	5	0
Night games	29	34	9
Sunday	4	4	1
Monday	3	3	1
Tuesday	4	7	1
Wednesday	5	4	1
Thursday	4	7	2
Friday	5	5	1
Saturday	9	9	2
1-Goal Games	16	10	9
2-Goal Games	9	11	-
3-Goal Games	5	13	-
4-Goal Games	3	2	-
5-Goal Games	1	3	-

WHEN RANGERS SCORE...				WHEN OPPOSITION SCORES...			
	W	L	OT		W	L	OT
0 Goals	0	5	0	**0 Goals**	3	0	0
1 Goal	1	10	1	**1 Goal**	11	0	0
2 Goals	5	13	3	**2 Goals**	9	4	1
3 Goals	6	7	4	**3 Goals**	7	11	3
4 Goals	10	3	1	**4 Goals**	2	7	4
5 Goals	7	1	0	**5 Goals**	2	9	1
6 Goals	5	0	0	**6 Goals**	0	4	0
7 Goals		-		**7 Goals**	0	3	0
8 Goals		-		**8 Goals**	0	1	0

HAT TRICKS

BY RANGERS (2)	DATE	OPPONENT/SITE	GOALTENDER
Michael Grabner	12/1/17	CAR/MSG	Scott Darling (1), Empty Net (2)
Jimmy Vesey	3/12/18	CAR/MSG	Scott Darling (2), Empty Net (1)
AGAINST RANGERS (4)	**DATE**	**OPPONENT/SITE**	**GOALTENDER**
Artem Anisimov	11/15/17	CHI/CHI	Henrik Lundqvist (2), Ondrej Pavelec (1)
Patrik Laine	3/6/18	WPG/MSG	Henrik Lundqvist (2), Empty Net (1)
Artemi Panarin	3/20/18	CBJ/MSG	Henrik Lundqvist (2), Empty Net (1)
Claude Giroux	4/7/18	PHI/PHI	Henrik Lundqvist

SHORTHANDED GOALS

BY RANGERS (5)	DATE	OPPONENT/SITE	GOALTENDER
Paul Carey	1/16/18	PHI/MSG	Brian Elliott
Michael Grabner	1/23/18	ANA/ANA	John Gibson
Brady Skjei	1/25/18	SJS/SJS	Aaron Dell
Kevin Hayes	3/20/18	CBJ/MSG	Sergei Bobrovsky
Kevin Hayes	3/31/18	CAR/CAR	Cam Ward
AGAINST RANGERS (5)	**DATE**	**OPPONENT/SITE**	**GOALTENDER**
Yanni Gourde	11/2/17	TBL/TBL	Henrik Lundqvist
Blake Coleman	12/21/17	NJD/NJD	Henrik Lundqvist
Adam Henrique	1/23/18	ANA/ANA	Ondrej Pavelec
Patrice Bergeron	2/7/18	BOS/MSG	Ondrej Pavelec
Evgeny Kuznetsov	3/26/18	WSH/MSG	Ondrej Pavelec

PENALTY SHOTS

BY RANGERS (1)	DATE	OPPONENT/SITE	GOALTENDER (RESULT)
Brady Skjei	12/29/17	DET/DET	Jimmy Howard (Save)
AGAINST RANGERS (5)	**DATE**	**OPPONENT/SITE**	**GOALTENDER (RESULT)**
David Perron	10/31/17	VGK/MSG	Henrik Lundqvist (Goal)
Jeff Skinner	12/1/17	CAR/MSG	Henrik Lundqvist (Save)
Evgeni Malkin	3/14/18	PIT/MSG	Alexandar Georgiev (Save)
Evgeny Kuznetsov	3/28/18	WSH/WSH	Henrik Lundqvist (Save)
Taylor Hall	4/3/18	NJD/NJD	Henrik Lundqvist (Goal)

EMPTY NET GOALS

BY RANGERS (13)	DATE	OPPONENT/SITE	GOALTENDER PULLED
Jimmy Vesey	10/21/17	NSH/MSG	Juuse Saros
Michael Grabner	10/26/17	ARI/MSG	Adin Hill
Michael Grabner	10/31/17	VGK/MSG	Maxime Lagace
Michael Grabner	11/6/17	CBJ/MSG	Sergei Bobrovsky
Rick Nash	11/8/17	BOS/MSG	Tuukka Rask
Michael Grabner	11/11/17	EDM/MSG	Cam Talbot
Mika Zibanejad	11/19/17	OTT/MSG	Craig Anderson
Michael Grabner	12/1/17	CAR/MSG	Scott Darling
Michael Grabner	12/1/17	CAR/MSG	Scott Darling
J.T. Miller	12/15/17	LAK/MSG	Jonathan Quick
Michael Grabner	2/11/18	WPG/WPG	Connor Hellebuyck
Mats Zuccarello	3/12/18	CAR/MSG	Scott Darling
Jimmy Vesey	3/12/18	CAR/MSG	Scott Darling
AGAINST RANGERS (15)	**DATE**	**OPPONENT/SITE**	**GOALTENDER PULLED**
Gabriel Landeskog	10/5/17	COL/MSG	Henrik Lundqvist
Jaden Schwartz	10/10/17	STL/MSG	Henrik Lundqvist
Lukas Sedlak	10/13/17	CBJ/CBJ	Henrik Lundqvist
Jonathan Toews	11/15/17	CHI/CHI	Ondrej Pavelec
Jonathan Toews	1/3/18	CHI/MSG	Henrik Lundqvist
Patrick Kane	1/3/18	CHI/MSG	Henrik Lundqvist
Carl Hagelin	1/14/18	PIT/PIT	Henrik Lundqvist
Mikko Rantanen	1/20/18	COL/COL	Henrik Lundqvist
Trevor Lewis	1/21/18	LAK/LAK	Henrik Lundqvist
Ryan Getzlaf	1/23/18	ANA/ANA	Ondrej Pavelec
Kevin Fiala	2/3/18	NSH/NSH	Henrik Lundqvist
Phillip Danault	2/22/18	MTL/MTL	Alexandar Georgiev
Patrik Laine	3/6/18	WPG/MSG	Henrik Lundqvist
Artemi Panarin	3/20/18	CBJ/MSG	Henrik Lundqvist
Brayden Point	3/30/18	TBL/MSG	Ondrej Pavelec

SHOOTOUT STATISTICS

TOTAL		HOME		ROAD	
GP	W-L	GP	W-L	GP	W-L
8	3-5	4	2-2	4	1-3

G/S	S%	G/S	S%	G/S	S%
10/27	37.0%	7/15	46.7%	3/12	25.0%

GA/SA	SV%	GA/SA	SV%	GA/SA	SV%
11/27	.593	6/14	.571	5/13	.615

GAME-DECIDING GOALS

DATE	OPPONENT	SCORED BY	LOSING GOALIE	WINNING TEAM	FINAL SCORE
10/19/17	NYI	John Tavares	Henrik Lundqvist	Islanders	3-4
11/26/17	VAN	Jimmy Vesey	Jacob Markstrom	**RANGERS**	4-3
12/11/17	DAL	Jason Spezza	Ondrej Pavelec	Stars	1-2
12/21/17	at NJD	Brian Boyle	Henrik Lundqvist	Devils	3-4
12/27/17	WSH	Mats Zuccarello	Philipp Grubauer	**RANGERS**	1-0
12/29/17	at DET	Frans Nielsen	Henrik Lundqvist	Red Wings	2-3
1/6/18	at ARI	Mika Zibanejad	Antti Raanta	**RANGERS**	2-1
3/10/18	at FLA	Vincent Trocheck	Henrik Lundqvist	Panthers	3-4

SHOOTOUT GOALIE STATS

GOALIE	WINS	LOSSES	GOALS AGAINST	SHOTS AGAINST	SAVE %
Henrik Lundqvist	2	4	9	22	.591
Ondrej Pavelec	1	1	2	5	.600

SHOOTOUT PLAYER STATS

PLAYER	GOALS	SHOTS	SHOT %	GDG
Mats Zuccarello	4	7	57.1%	1
Mika Zibanejad	3	7	42.9%	1
Rick Nash	1	1	100.0%	0
Jimmy Vesey	1	2	50.0%	1
Kevin Shattenkirk	1	4	25.0%	0
Pavel Buchnevich	0	2	0.0%	0
David Desharnais	0	2	0.0%	0
J.T. Miller	0	1	0.0%	0
Ryan Spooner	0	1	0.0%	0

COACH'S CHALLENGES

TEAM GAME	DATE	OPPONENT	TEAM CHALLENGING	REASON FOR CHALLENGE	STANDS/REVERSED
2	**10/7/17**	**at TOR**	**RANGERS**	**Offsides**	**Stands**
3	**10/8/17**	**MTL**	**RANGERS**	**Goaltender Interference**	**Reversed**
5	**10/13/17**	**at CBJ**	**RANGERS**	**Goaltender Interference**	**Reversed**
14	11/2/17	at TBL	Lightning	Goaltender Interference	Stands
25	**11/28/17**	**FLA**	**RANGERS**	**Goaltender Interference**	**Stands**
26	12/1/17	CAR	Hurricanes	Offsides	Stands
30	12/11/17	DAL	Stars	Goaltender Interference	Stands
33	**12/16/17**	**at BOS**	**RANGERS**	**Offsides**	**Reversed**
36	12/23/17	TOR	Maple Leafs	Offsides	Reversed
50	1/25/18	at SJS	Sharks	Goaltender Interference	Stands
52	2/3/18	at NSH	Predators	Offsides	Reversed
55	2/9/18	CGY	Flames	Goaltender Interference	Stands
56	**2/11/18**	**at WPG**	**RANGERS**	**Offsides**	**Reversed**
59	**2/17/18**	**at OTT**	**RANGERS**	**Goaltender Interference**	**Stands**
63	**2/25/18**	**DET**	**RANGERS**	**Offsides**	**Reversed**

TRANSACTIONS

DATE	TRANSACTION
Oct. 2	Agreed to terms with defenseman Brandon Crawley on an entry-level contract
Oct. 9	Claimed Adam Cracknell off waivers
Oct. 10	Assigned Filip Chytil to Hartford (AHL); Released Andrew Desjardins from Professional Tryout (PTO)
Oct. 21	Acquired Ryan Sproul from Detroit in exchange for Matt Puempel
Oct. 24	Assigned Tony DeAngelo to Hartford (AHL); recalled Boo Nieves from Hartford (AHL)
Oct. 25	Assigned Adam Cracknell to Hartford (AHL)
Nov. 30	Acquired Peter Holland from Montreal in exchange for Adam Cracknell
Dec. 5	Recalled Alexandar Georgiev from Hartford (AHL)
Dec. 6	Assigned Alexandar Georgiev to Hartford (AHL); Signed goaltender Marek Mazanec; Assigned Marek Mazanec to Hartford (AHL)
Dec. 28	Recalled Vinni Lettieri from Hartford (AHL)
Jan. 8	Assigned Vinni Lettieri to Hartford (AHL)
Jan. 12	Recalled Vinni Lettieri from Hartford (AHL)
Jan. 15	Assigned Boo Nieves to Hartford (AHL); Recalled Peter Holland from Hartford (AHL)
Jan. 19	Recalled Tony DeAngelo and Daniel Catenacci from Hartford (AHL); Assigned Lias Andersson to Hartford (AHL)
Jan. 25	Claimed Cody McLeod off waivers; Assigned Daniel Catenacci to Hartford (AHL)
Jan. 26	Assigned Tony DeAngelo, Peter Holland, and Vinni Lettieri to Hartford (AHL)
Jan. 30	Recalled Tony DeAngelo and Peter Holland from Hartford (AHL)
Feb. 4	Recalled Vinni Lettieri from Hartford (AHL)
Feb. 8	Recalled Neal Pionk from Hartford (AHL)
Feb. 9	Assigned Brendan Smith to Hartford (AHL); Recalled John Gilmour from Hartford (AHL); Acquired John Albert from Washington in exchange for Adam Chapie
Feb. 10	Recalled Alexandar Georgiev from Hartford (AHL)
Feb. 12	Recalled Ryan Sproul from Hartford (AHL)
Feb. 16	Assigned Vinni Lettieri to Hartford (AHL); Recalled Brandon Halverson from Hartford (AHL)
Feb. 18	Assigned Brandon Halverson to Hartford (AHL)
Feb. 20	Acquired Rob O'Gara and a third round pick in the 2018 NHL Entry Draft from Boston in exchange for Nick Holden
Feb. 21	Assigned Ryan Sproul to Hartford (AHL)
Feb. 22	Recalled Vinni Lettieri from Hartford (AHL); Acquired Yegor Rykov and a second-round pick in the 2018 NHL Entry Draft from New Jersey in exchange for Michael Grabner
Feb. 25	Acquired a first-round pick in the 2018 NHL Entry Draft, Ryan Lindgren, Ryan Spooner, Matt Beleskey, and a seventh-round pick in the 2019 NHL Entry Draft from Boston in exchange for Rick Nash
Feb. 26	Acquired Vladislav Namestnikov, Libor Hajek, Brett Howden, a first-round pick in the 2018 NHL Entry Draft, and a conditional first-round pick in the 2019 NHL Entry Draft from Tampa Bay in exchange for Ryan McDonagh and J.T. Miller; Acquired Chris Bigras from Colorado in exchange for Ryan Graves; Assigned Vinni Lettieri to Hartford (AHL)
Mar. 5	Agreed to terms with Ty Ronning on an entry-level contract
Mar. 13	Recalled Ryan Sproul from Hartford (AHL) on an emergency basis
Mar. 22	Agreed to terms with Ryan Lindgren on an entry-level contract
Mar. 25	Recalled Lias Andersson and Filip Chytil from Hartford (AHL)
Mar. 27	Assigned Alexandar Georgiev to Hartford (AHL)
Apr. 6	Recalled Matt Beleskey and Steven Fogarty from Hartford (AHL)
Apr. 7	Assigned Lias Andersson, Filip Chytil, and Steven Fogarty to Hartford (AHL)

2018 OFF-SEASON ACTIVITY

DATE	TRANSACTION
April 7	Relieved Head Coach Alain Vigneault of his coaching duties.
April 8	Relieved Associate Coach Scott Arniel and Assistant Coach Darryl Williams of their coaching duties.
May 2	Signed Michael Lindqvist as a free agent.
May 3	Signed Ville Meskanen as a free agent.
May 23	Named David Quinn Head Coach.
June 12	Re-signed Marek Mazanec.
June 22	Acquired a first-round pick in the 2018 NHL Entry Draft (K'Andre Miller) from Ottawa in exchange for a first-round pick in the 2018 NHL Entry Draft (Jacob-Bernard Docker) and a second-round pick in the 2018 NHL Entry Draft (Jonathan Tychonick).
June 23	Acquired a seventh-round pick in the 2018 NHL Entry Draft (Riley Hughes) from Carolina in exchange for a seventh-round pick in the 2019 NHL Entry Draft.
July 1	Signed Fredrik Claesson; Re-signed Vladislav Namestnikov.
July 12	Re-signed Cody McLeod.
July 16	Re-signed John Gilmour; Chris Bigras, Steven Fogarty, Boo Nieves, and Rob O'Gara all accepted qualifying offers.
July 17	Named David Oliver and Greg Brown Assistant Coaches; Re-signed Jimmy Vesey.
July 28	Re-signed Brady Skjei.
July 30	Re-signed Kevin Hayes.
July 31	Re-signed Ryan Spooner.
August 20	Signed Dustin Tokarski.
September 4	Named Steve Konowalchuk as an Amateur Scout.
September 11	Acquired Adam McQuaid from Boston in exchange for Steven Kampfer, a fourth-round pick in the 2019 NHL Entry Draft, and a conditional seventh-round draft pick.

MANPOWER GAMES LOST DUE TO INJURY OR ILLNESS IN 2017-18

PLAYER	TYPE OF INJURY	DATE OF INJURY	DATES MISSED	GAMES MISSED
Pavel Buchnevich	Concussion Symptoms	Feb. 1	Feb. 3 - Feb. 15	7
Tony DeAngelo	Sprained Ankle	Mar. 12	Mar. 14 - Apr. 7	12
David Desharnais	Kidney Stones	Mar. 10	Mar. 10	1
	Wrist	Mar. 30	Mar. 31	1
Jesper Fast	Offseason Hip Surgery	June 5	Oct. 5 - Oct. 13	5
	Quad Strain	Dec. 21	Dec. 23 - Dec. 29	3
	Groin	Mar. 31	Apr. 3 - Apr. 7	3
Alexandar Georgiev	Flu	Feb. 16	Feb. 17	1
Michael Grabner	Flu	Jan. 20	Jan. 20	1
Kevin Hayes	Contusion	Jan. 13	Jan. 14 - Jan. 23	6
Steven Kampfer	Fractured Hand	Feb. 11	Feb. 13 - Apr. 7	26
Chris Kreider	Blood Clot - Right Arm	Dec. 27	Dec. 29 - Feb. 22	24
Henrik Lundqvist	Flu	Dec. 5	Dec. 5	1
	Back/Neck	Mar. 20	Mar. 22 - Mar. 26	3
Ryan McDonagh	Abdominal Strain	Nov. 19	Nov. 22 - Nov. 28	4
	Back Spasms	Jan. 13	Jan. 14	1
	Upper Body	Feb. 9	Feb. 9 - Feb. 25	9
Cody McLeod	Abdominal Strain	Apr. 3	Apr. 3 - Apr. 7	3
Boo Nieves	Flu	Nov. 4	Nov. 4 - Nov. 8	3
	Hip Pointer	Nov. 24	Nov. 26	1
Ondrej Pavelec	Sprained MCL	Feb. 9	Feb. 11 - Mar. 20	18
Kevin Shattenkirk	Meniscus Tear	Jan. 18	Jan. 20 - Apr. 7	36
Marc Staal	Hip Flexor	Jan. 16	Jan. 18 - Jan. 20	2
	Cervical Strain	Feb. 3	Feb. 5 - Feb. 18	8
Jimmy Vesey	Concussion	Feb. 3	Feb. 5 - Feb. 9	3
Mika Zibanejad	Concussion	Nov. 24	Nov. 28 - Dec. 16	9
	Flu	Mar. 6	Mar. 6	1
Mats Zuccarello	Illness	Jan. 6	Jan. 6	1
	Undisclosed	Mar. 31	Apr. 3	1
			TOTAL	**194**

OVERALL SCHEDULE AND RESULTS

GAME NO.	DATE	OPP.	SCORE	RANGERS RESULT	WINNING GOALIE	DECIDING GOAL	TEAM RECORD	POSITION IN DIV./CONF. STANDINGS	SF	SA	PP	PK	(TOTAL) GF	GA
1	Oct. 5	COL	2-4	L	S. Varlamov	T. Barrie	0-1-0	8th/16th	39	26	2-6	4-5	2	4
2	Oct. 7	@TOR	5-8	L	F. Andersen	T. Bozak	0-2-0	8th/16th	35	41	2-3	3-6	7	12
3	Oct. 8	MTL	2-0	W	H. Lundqvist	B. Skjei	1-2-0	8th/14th	25	34	0-3	1-1	9	12
4	Oct. 10	STL	1-3	L	C. Hutton	B. Schenn	1-3-0	8th/14th	33	23	1-4	3-4	10	15
5	Oct. 13	@CBJ	1-3	L	S. Bobrovsky	A. Panarin	1-4-0	8th/15th	38	43	0-4	3-3	11	18
6	Oct. 14	NJD	2-3	L	K. Kinkaid	D. Stafford	1-5-0	8th/15th	31	19	0-3	4-5	13	21
7	Oct. 17	PIT	4-5*	OT	M. Murray	E. Malkin	1-5-1	8th/16th	32	33	2-6	2-3	17	26
8	Oct. 19	NYI	3-4+	OT	J. Halak	J. Tavares	1-5-2	8th/15th	41	38	0-1	2-3	20	30
9	Oct. 21	NSH	4-2	W	H. Lundqvist	K. Hayes	2-5-2	8th/14th	15	25	1-5	5-5	24	32
10	Oct. 23	SJS	1-4	L	M. Jones	T. Heed	2-6-2	8th/15th	34	24	0-6	1-1	25	36
11	Oct. 26	ARI	5-2	W	O. Pavelec	M. Grabner	3-6-2	8th/14th	30	29	0-2	2-3	30	38
12	Oct. 28	@MTL	4-5	L	C. Price	P. Danault	3-7-2	8th/14th	26	43	1-4	5-6	34	43
13	Oct. 31	VGK	6-4	W	H. Lundqvist	M. Zibanejad	4-7-2	8th/13th	38	34	2-5	3-3	40	47
14	Nov. 2	@TBL	2-1*	W	H. Lundqvist	J.T. Miller	5-7-2	7th/12th	35	28	0-2	2-2	42	48
15	Nov. 4	@FLA	5-4*	W	H. Lundqvist	K. Shattenkirk	6-7-2	7th/10th	44	34	1-3	2-2	47	52
16	Nov. 6	CBJ	5-3	W	H. Lundqvist	P. Buchnevich	7-7-2	7th/11th	26	25	3-5	1-1	52	55
17	Nov. 8	BOS	4-2	W	H. Lundqvist	J. Vesey	8-7-2	5th/7th	33	33	0-1	4-4	56	57
18	Nov. 11	EDM	4-2	W	H. Lundqvist	R. Nash	9-7-2	5th/8th	34	29	2-3	1-2	60	59
19	Nov. 15	@CHI	3-6	L	C. Crawford	A. Anisimov	9-8-2	6th/9th	28	43	0-3	4-5	63	65
20	Nov. 17	@CBJ	0-2	L	S. Bobrovsky	Z. Werenski	9-9-2	6th/10th	36	42	0-3	2-3	63	67
21	Nov. 19	OTT	3-0	W	H. Lundqvist	K. Hayes	10-9-2	7th/11th	27	20	0-3	3-3	66	67
22	Nov. 22	@CAR	6-1	W	H. Lundqvist	M. Zibanejad	11-9-2	6th/8th	27	33	1-2	4-5	72	68
23	Nov. 24	DET	2-1*	W	H. Lundqvist	M. Zuccarello	12-9-2	5th/7th	31	41	0-2	3-4	74	69
24	Nov. 26	VAN	4-3+	W	H. Lundqvist	J. Vesey	13-9-2	5th/7th	20	32	0-2	1-1	78	72
25	Nov. 28	FLA	4-5	L	J. Reimer	D. Malgin	13-10-2	6th/8th	37	27	0-3	1-2	82	77
26	Dec. 1	CAR	5-1	W	H. Lundqvist	M. Grabner	14-10-2	5th/7th	26	33	2-7	2-2	87	78
27	Dec. 5	@PIT	4-3	W	O. Pavelec	P. Buchnevich	15-10-2	6th/8th	29	44	0-2	2-3	91	81
28	Dec. 8	@WSH	2-4	L	B. Holtby	M. Niskanen	15-11-2	6th/8th	29	40	0-3	4-4	93	85
29	Dec. 9	NJD	5-2	W	H. Lundqvist	M. Zuccarello	16-11-2	6th/8th	39	28	0-3	3-3	98	87
30	Dec. 11	DAL	1-2+	OT	K. Lehtonen	J. Spezza	16-11-3	5th/7th	25	45	0-0	3-3	99	89
31	Dec. 13	@OTT	2-3	L	C. Anderson	Z. Smith	16-12-3	5th/7th	29	30	0-1	2-2	101	92
32	Dec. 15	LAK	4-2	W	H. Lundqvist	R. Nash	17-12-3	4th/6th	28	35	1-3	1-1	105	94
33	Dec. 16	@BOS	3-2*	W	H. Lundqvist	M. Zuccarello	18-12-3	4th/6th	28	35	2-5	6-7	108	96
34	Dec. 19	ANA	4-1	W	H. Lundqvist	K. Hayes	19-12-3	3rd/5th	32	40	0-2	2-2	112	97
35	Dec. 21	@NJD	3-4+	OT	C. Schneider	B. Boyle	19-12-4	4th/6th	28	48	0-3	3-4	115	101
36	Dec. 23	TOR	2-3	L	F. Andersen	A. Matthews	19-13-4	4th/7th	32	37	0-3	5-6	117	104
37	Dec. 27	WSH	1-0+	W	O. Pavelec	M. Zuccarello	20-13-4	4th/7th	37	30	0-3	2-2	118	104
38	Dec. 29	@DET	2-3+	OT	J. Howard	F. Nielsen	20-13-5	4th/7th	39	35	0-4	5-5	120	107
39	Jan. 1	@BUF	3-2*	W	H. Lundqvist	J.T. Miller	21-13-5	3rd/6th	42	33	1-3	4-5	123	109
40	Jan. 3	CHI	2-5	L	J. Glass	P. Sharp	21-14-5	4th/7th	25	35	1-6	1-1	125	114
41	Jan. 6	@ARI	2-1+	W	H. Lundqvist	M. Zibanejad	22-14-5	3rd/6th	25	39	0-1	1-2	127	115

*Denotes overtime W/L

+Denotes shootout W/L

OVERALL SCHEDULE AND RESULTS

GAME NO.	DATE	OPP.	SCORE	RANGERS RESULT	WINNING GOALIE	DECIDING GOAL	TEAM RECORD	POSITION IN DIV./CONF. STANDINGS	SF	SA	PP	PK	(TOTAL) GF	(TOTAL) GA
42	Jan. 7	@VGK	1-2	L	M-A. Fleury	W. Karlsson	22-15-5	4th/7th	29	34	0-2	1-1	128	117
43	Jan. 13	NYI	2-7	L	J. Halak	M. Barzal	22-16-5	4th/7th	39	37	1-3	2-2	130	124
44	Jan. 14	@PIT	2-5	L	T. Jarry	P. Kessel	22-17-5	5th/8th	28	47	0-1	3-3	132	129
45	Jan. 16	PHI	5-1	W	H. Lundqvist	J.T. Miller	23-17-5	4th/7th	29	26	1-2	3-3	137	130
46	Jan. 18	BUF	4-3	W	H. Lundqvist	P. Buchnevich	24-17-5	4th/7th	34	37	0-2	2-4	141	133
47	Jan. 20	@COL	1-3	L	J. Bernier	N. MacKinnon	24-18-5	4th/7th	28	37	1-1	1-1	142	136
48	Jan. 21	@LAK	2-4	L	J. Quick	T. Pearson	24-19-5	5th/8th	23	30	1-4	0-3	144	140
49	Jan. 23	@ANA	3-6	L	J. Gibson	A. Henrique	24-20-5	6th/9th	44	31	1-3	4-6	147	146
50	Jan. 25	@SJS	6-5	W	O. Pavelec	J.T. Miller	25-20-5	6th/9th	29	28	1-3	1-1	153	151
51	Feb. 1	TOR	0-4	L	C. McElhinney	J. Holl	25-21-5	7th/10th	25	32	0-3	1-1	153	155
52	Feb. 3	@NSH	2-5	L	P. Rinne	C. Sissons	25-22-5	8th/11th	22	28	2-3	4-5	155	160
53	Feb. 5	@DAL	1-2	L	B. Bishop	M. Hanzal	25-23-5	8th/11th	32	41	0-3	4-5	156	162
54	Feb. 7	BOS	1-6	L	A. Khudobin	Z. Chara	25-24-5	8th/11th	22	34	0-2	2-2	157	168
55	Feb. 9	CGY	4-3	W	H. Lundqvist	M. Zibanejad	26-24-5	8th/11th	36	38	2-5	5-6	161	171
56	Feb. 11	@WPG	3-1	W	H. Lundqvist	J. Vesey	27-24-5	8th/11th	28	38	0-4	4-4	164	172
57	Feb. 13	@MIN	2-3	L	D. Dubnyk	M. Foligno	27-25-5	8th/11th	34	29	2-4	1-1	166	175
58	Feb. 15	@NYI	0-3	L	J. Halak	J. Bailey	27-26-5	8th/11th	50	35	0-3	1-2	166	178
59	Feb. 17	@OTT	3-6	L	C. Anderson	D. Brassard	27-27-5	8th/11th	38	33	1-2	2-2	169	184
60	Feb. 18	PHI	4-7	L	A. Lyon	T. Konecny	27-28-5	8th/11th	40	37	0-0	1-1	173	191
61	Feb. 22	@MTL	1-3	L	A. Niemi	J. Petry	27-29-5	8th/12th	32	41	1-4	5-5	174	194
62	Feb. 23	MIN	1-4	L	D. Dubnyk	E. Staal	27-30-5	8th/12th	23	37	0-1	0-1	175	198
63	Feb. 25	DET	2-3*	OT	J. Howard	T. Daley	27-30-6	8th/13th	38	34	1-2	3-3	177	201
64	Feb. 28	@VAN	6-5*	W	H. Lundqvist	J. Gilmour	28-30-6	8th/13th	27	55	0-2	2-3	183	206
65	Mar. 2	@CGY	3-1	W	H. Lundqvist	P. Buchnevich	29-30-6	8th/12th	27	51	0-3	3-3	186	207
66	Mar. 3	@EDM	3-2	W	A. Georgiev	P. Carey	30-30-6	7th/11th	34	37	1-3	2-2	189	209
67	Mar. 6	WPG	0-3	L	S. Mason	P. Laine	30-31-6	8th/12th	31	34	0-1	0-0	189	212
68	Mar. 8	@TBL	3-5	L	A. Vasilevskiy	C. Kunitz	30-32-6	8th/12th	30	45	0-3	4-4	192	217
69	Mar. 10	@FLA	3-4+	OT	R. Luongo	V. Trocheck	30-32-7	8th/12th	37	35	0-1	1-2	195	221
70	Mar. 12	CAR	6-3	W	A. Georgiev	J. Vesey	31-32-7	8th/12th	23	44	1-3	2-3	201	224
71	Mar. 14	PIT	4-3*	W	A. Georgiev	M. Zibanejad	32-32-7	7th/11th	33	40	2-3	3-3	205	227
72	Mar. 17	@STL	3-4*	OT	J. Allen	B. Schenn	32-32-8	6th/10th	20	33	1-2	2-3	208	231
73	Mar. 20	CBJ	3-5	L	S. Bobrovsky	A. Panarin	32-33-8	7th/11th	32	31	2-4	2-2	211	236
74	Mar. 22	@PHI	3-4	L	A. Lyon	O. Lindblom	32-34-8	7th/11th	36	36	0-2	2-2	214	240
75	Mar. 24	BUF	5-1	W	A. Georgiev	J. Vesey	33-34-8	7th/11th	23	44	2-3	2-3	219	241
76	Mar. 26	WSH	2-4	L	P. Grubauer	A. Ovechkin	33-35-8	7th/11th	30	33	0-4	2-3	221	245
77	Mar. 28	@WSH	2-3*	OT	B. Holtby	E. Kuznetsov	33-35-9	7th/11th	37	33	1-5	3-3	223	248
78	Mar. 30	TBL	3-7	L	L. Domingue	C. Paquette	33-36-9	7th/11th	31	50	0-4	2-4	226	255
79	Mar. 31	@CAR	2-1	W	H. Lundqvist	K. Hayes	34-36-9	7th/11th	20	41	0-1	3-3	228	256
80	Apr. 3	@NJD	2-5	L	K. Kinkaid	W. Butcher	34-37-9	7th/11th	24	44	0-2	1-4	230	261
81	Apr. 5	@NYI	1-2	L	J. Halak	A. Beauvillier	34-38-9	8th/12th	35	22	1-4	2-2	231	263
82	Apr. 7	@PHI	0-5	L	B. Elliott	I. Provorov	34-39-9	8th/12th	17	40	0-1	1-2	231	268

*Denotes overtime W/L

+Denotes shootout W/L

HOME SCHEDULE AND RESULTS

GAME NO.	DATE	OPP.	SCORE	RANGERS RESULT	WINNING GOALIE	DECIDING GOAL	TEAM RECORD	POSITION IN DIV./CONF. STANDINGS	SF	SA	PP	PK	(TOTAL) GF	GA
1	Oct. 5	COL	2-4	L	S. Varlamov	T. Barrie	0-1-0	8th/16th	39	26	2-6	4-5	2	4
2	Oct. 8	MTL	2-0	W	H. Lundqvist	B. Skjei	1-1-0	8th/14th	25	34	0-3	1-1	4	4
3	Oct. 10	STL	1-3	L	C. Hutton	B. Schenn	1-2-0	8th/14th	33	23	1-4	3-4	5	7
4	Oct. 14	NJD	2-3	L	K. Kinkaid	D. Stafford	1-3-0	8th/15th	31	19	0-3	4-5	7	10
5	Oct. 17	PIT	4-5*	OT	M. Murray	E. Malkin	1-3-1	8th/16th	32	33	2-6	2-3	11	15
6	Oct. 19	NYI	3-4+	OT	J. Halak	J. Tavares	1-3-2	8th/15th	41	38	0-1	2-3	14	19
7	Oct. 21	NSH	4-2	W	H. Lundqvist	K. Hayes	2-3-2	8th/14th	15	25	1-5	5-5	18	21
8	Oct. 23	SJS	1-4	L	M. Jones	T. Heed	2-4-2	8th/15th	34	24	0-6	1-1	19	25
9	Oct. 26	ARI	5-2	W	O. Pavelec	M. Grabner	3-4-2	8th/14th	30	29	0-2	2-3	24	27
10	Oct. 31	VGK	6-4	W	H. Lundqvist	M. Zibanejad	4-4-2	8th/13th	38	34	2-5	3-3	30	31
11	Nov. 6	CBJ	5-3	W	H. Lundqvist	P. Buchnevich	5-4-2	7th/11th	26	25	3-5	1-1	35	34
12	Nov. 8	BOS	4-2	W	H. Lundqvist	J. Vesey	6-4-2	5th/7th	33	33	0-1	4-4	39	36
13	Nov. 11	EDM	4-2	W	H. Lundqvist	R. Nash	7-4-2	5th/8th	34	29	2-3	1-2	43	38
14	Nov. 19	OTT	3-0	W	H. Lundqvist	K. Hayes	8-4-2	7th/11th	27	20	0-3	3-3	46	38
15	Nov. 24	DET	2-1*	W	H. Lundqvist	M. Zuccarello	9-4-2	5th/7th	31	41	0-2	3-4	48	39
16	Nov. 26	VAN	4-3+	W	H. Lundqvist	J. Vesey	10-4-2	5th/7th	20	32	0-2	1-1	52	42
17	Nov. 28	FLA	4-5	L	J. Reimer	D. Malgin	10-5-2	6th/8th	37	27	0-3	1-2	56	47
18	Dec. 1	CAR	5-1	W	H. Lundqvist	M. Grabner	11-5-2	5th/7th	26	33	2-7	2-2	61	48
19	Dec. 9	NJD	5-2	W	H. Lundqvist	M. Zuccarello	12-5-2	6th/8th	39	28	0-3	3-3	66	50
20	Dec. 11	DAL	1-2+	OT	K. Lehtonen	J. Spezza	12-5-3	5th/7th	25	45	0-0	3-3	67	52
21	Dec. 15	LAK	4-2	W	H. Lundqvist	R. Nash	13-5-3	4th/6th	28	35	1-3	1-1	71	54
22	Dec. 19	ANA	4-1	W	H. Lundqvist	K. Hayes	14-5-3	3rd/5th	32	40	0-2	2-2	75	55
23	Dec. 23	TOR	2-3	L	F. Andersen	A. Matthews	14-6-3	4th/7th	32	37	0-3	5-6	77	58
24	Dec. 27	WSH	1-0+	W	O. Pavelec	M. Zuccarello	15-6-3	4th/7th	37	30	0-3	2-2	78	58
25	Jan. 3	CHI	2-5	L	J. Glass	P. Sharp	15-7-3	4th/7th	25	35	1-6	1-1	80	63
26	Jan. 13	NYI	2-7	L	J. Halak	M. Barzal	15-8-3	4th/7th	39	37	1-3	2-2	82	70
27	Jan. 16	PHI	5-1	W	H. Lundqvist	J.T. Miller	16-8-3	4th/7th	29	26	1-2	3-3	87	71
28	Jan. 18	BUF	4-3	W	H. Lundqvist	P. Buchnevich	17-8-3	4th/7th	34	37	0-2	2-4	91	74
29	Feb. 1	TOR	0-4	L	C. McElhinney	J. Holl	17-9-3	7th/10th	25	32	0-3	1-1	91	78
30	Feb. 7	BOS	1-6	L	A. Khudobin	Z. Chara	17-10-3	8th/11th	22	34	0-2	2-2	92	84
31	Feb. 9	CGY	4-3	W	H. Lundqvist	M. Zibanejad	18-10-3	8th/11th	36	38	2-5	5-6	96	87
32	Feb. 18	PHI	4-7	L	A. Lyon	T. Konecny	18-11-3	8th/11th	40	37	0-0	1-1	100	94
33	Feb. 23	MIN	1-4	L	D. Dubnyk	E. Staal	18-12-3	8th/12th	23	37	0-1	0-1	101	98
34	Feb. 25	DET	2-3*	OT	J. Howard	T. Daley	18-12-4	8th/13th	38	34	1-2	3-3	103	101
35	Mar. 6	WPG	0-3	L	S. Mason	P. Laine	18-13-4	8th/12th	31	34	0-1	0-0	103	104
36	Mar. 12	CAR	6-3	W	A. Georgiev	J. Vesey	19-13-4	8th/12th	23	44	1-3	2-3	109	107
37	Mar. 14	PIT	4-3*	W	A. Georgiev	M. Zibanejad	20-13-4	7th/11th	33	40	2-3	3-3	113	110
38	Mar. 20	CBJ	3-5	L	S. Bobrovsky	A. Panarin	20-14-4	7th/11th	32	31	2-4	2-2	116	115
39	Mar. 24	BUF	5-1	W	A. Georgiev	J. Vesey	21-14-4	7th/11th	23	44	2-3	2-3	121	116
40	Mar. 26	WSH	2-4	L	P. Grubauer	A. Ovechkin	21-15-4	7th/11th	30	33	0-4	2-3	123	120
41	Mar. 30	TBL	3-7	L	L. Domingue	C. Paquette	21-16-4	7th/11th	31	50	0-4	2-4	126	127

*Denotes overtime W/L

+Denotes shootout W/L

ROAD SCHEDULE AND RESULTS

GAME NO.	DATE	OPP.	SCORE	RANGERS RESULT	WINNING GOALIE	DECIDING GOAL	TEAM RECORD	POSITION IN DIV./CONF. STANDINGS	SF	SA	PP	PK	(TOTAL) GF	GA
1	Oct. 7	@TOR	5-8	L	F. Andersen	T. Bozak	0-1-0	8th/16th	35	41	2-3	3-6	5	8
2	Oct. 13	@CBJ	1-3	L	S. Bobrovsky	A. Panarin	0-2-0	8th/15th	38	43	0-4	3-3	6	11
3	Oct. 28	@MTL	4-5	L	C. Price	P. Danault	0-3-0	8th/14th	26	43	1-4	5-6	10	16
4	Nov. 2	@TBL	2-1*	W	H. Lundqvist	J.T. Miller	1-3-0	7th/12th	35	28	0-2	2-2	12	17
5	Nov. 4	@FLA	5-4*	W	H. Lundqvist	K. Shattenkirk	2-3-0	7th/10th	44	34	1-3	2-2	17	21
6	Nov. 15	@CHI	3-6	L	C. Crawford	A. Anisimov	2-4-0	6th/9th	28	43	0-3	4-5	20	27
7	Nov. 17	@CBJ	0-2	L	S. Bobrovsky	Z. Werenski	2-5-0	6th/10th	36	42	0-3	2-3	20	29
8	Nov. 22	@CAR	6-1	W	H. Lundqvist	M. Zibanejad	3-5-0	6th/8th	27	33	1-2	4-5	26	30
9	Dec. 5	@PIT	4-3	W	O. Pavelec	P. Buchnevich	4-5-0	6th/8th	29	44	0-2	2-3	30	33
10	Dec. 8	@WSH	2-4	L	B. Holtby	M. Niskanen	4-6-0	6th/8th	29	40	0-3	4-4	32	37
11	Dec. 13	@OTT	2-3	L	C. Anderson	Z. Smith	4-7-0	5th/7th	29	30	0-1	2-2	34	40
12	Dec. 16	@BOS	3-2*	W	H. Lundqvist	M. Zuccarello	5-7-0	4th/6th	28	35	2-5	6-7	37	42
13	Dec. 21	@NJD	3-4+	OT	C. Schneider	B. Boyle	5-7-1	4th/6th	28	48	0-3	3-4	40	46
14	Dec. 29	@DET	2-3+	OT	J. Howard	F. Nielsen	5-7-2	4th/7th	39	35	0-4	5-5	42	49
15	Jan. 1	@BUF	3-2*	W	H. Lundqvist	J.T. Miller	6-7-2	3rd/6th	42	33	1-3	4-5	45	51
16	Jan. 6	@ARI	2-1+	W	H. Lundqvist	M. Zibanejad	7-7-2	3rd/6th	25	39	0-1	1-2	47	52
17	Jan. 7	@VGK	1-2	L	M-A. Fleury	W. Karlsson	7-8-2	4th/7th	29	34	0-2	1-1	48	54
18	Jan. 14	@PIT	2-5	L	T. Jarry	P. Kessel	7-9-2	5th/8th	28	47	0-1	3-3	50	59
19	Jan. 20	@COL	1-3	L	J. Bernier	N. MacKinnon	7-10-2	4th/7th	28	37	1-1	1-1	51	62
20	Jan. 21	@LAK	2-4	L	J. Quick	T. Pearson	7-11-2	5th/8th	23	30	1-4	0-3	53	66
21	Jan. 23	@ANA	3-6	L	J. Gibson	A. Henrique	7-12-2	6th/9th	44	31	1-3	4-6	56	72
22	Jan. 25	@SJS	6-5	W	O. Pavelec	J.T. Miller	8-12-2	6th/9th	29	28	1-3	1-1	62	77
23	Feb. 3	@NSH	2-5	L	P. Rinne	C. Sissons	8-13-2	8th/11th	22	28	2-3	4-5	64	82
24	Feb. 5	@DAL	1-2	L	B. Bishop	M. Hanzal	8-14-2	8th/11th	32	41	0-3	4-5	65	84
25	Feb. 11	@WPG	3-1	W	H. Lundqvist	J. Vesey	9-14-2	8th/11th	28	38	0-4	4-4	68	85
26	Feb. 13	@MIN	2-3	L	D. Dubnyk	M. Foligno	9-15-2	8th/11th	34	29	2-4	1-1	70	88
27	Feb. 15	@NYI	0-3	L	J. Halak	J. Bailey	9-16-2	8th/11th	50	35	0-3	1-2	70	91
28	Feb. 17	@OTT	3-6	L	C. Anderson	D. Brassard	9-17-2	8th/11th	38	33	1-2	2-2	73	97
29	Feb. 22	@MTL	1-3	L	A. Niemi	J. Petry	9-18-2	8th/12th	32	41	1-4	5-5	74	100
30	Feb. 28	@VAN	6-5*	W	H. Lundqvist	J. Gilmour	10-18-2	8th/13th	27	55	0-2	2-3	80	105
31	Mar. 2	@CGY	3-1	W	H. Lundqvist	P. Buchnevich	11-18-2	8th/12th	27	51	0-3	3-3	83	106
32	Mar. 3	@EDM	3-2	W	A. Georgiev	P. Carey	12-18-2	7th/11th	34	37	1-3	2-2	86	108
33	Mar. 8	@TBL	3-5	L	A. Vasilevskiy	C. Kunitz	12-19-2	8th/12th	30	45	0-3	4-4	89	113
34	Mar. 10	@FLA	3-4+	OT	R. Luongo	V. Trocheck	12-19-3	8th/12th	37	35	0-1	1-2	92	117
35	Mar. 17	@STL	3-4*	OT	J. Allen	B. Schenn	12-19-4	6th/10th	20	33	1-2	2-3	95	121
36	Mar. 22	@PHI	3-4	L	A. Lyon	O. Lindblom	12-20-4	7th/11th	36	36	0-2	2-2	98	125
37	Mar. 28	@WSH	2-3*	OT	B. Holtby	E. Kuznetsov	12-20-5	7th/11th	37	33	1-5	3-3	100	128
38	Mar. 31	@CAR	2-1	W	H. Lundqvist	K. Hayes	13-20-5	7th/11th	20	41	0-1	3-3	102	129
39	Apr. 3	@NJD	2-5	L	K. Kinkaid	W. Butcher	13-21-5	7th/11th	24	44	0-2	1-4	104	134
40	Apr. 5	@NYI	1-2	L	J. Halak	A. Beauvillier	13-22-5	8th/12th	35	22	1-4	2-2	105	136
41	Apr. 7	@PHI	0-5	L	B. Elliott	I. Provorov	13-23-5	8th/12th	17	40	0-1	1-2	105	141

*Denotes overtime W/L

+Denotes shootout W/L

GAME-BY-GAME POWER PLAY TOTALS

					SEASON TOTALS			
GAME	DATE	OPPONENT	PPG	ADV	PPG	ADV	PP%	SHGA
1	Oct. 5	COL	2	6	2	6	33.3%	0
2	Oct. 7	at TOR	2	3	4	9	44.4%	0
3	Oct. 8	MTL	0	3	4	12	33.3%	0
4	Oct. 10	STL	1	4	5	16	31.3%	0
5	Oct. 13	at CBJ	0	4	5	20	25.0%	0
6	Oct. 14	NJD	0	3	5	23	21.7%	0
7	Oct. 17	PIT	2	6	7	29	24.1%	0
8	Oct. 19	NYI	0	1	7	30	23.3%	0
9	Oct. 21	NSH	1	5	8	35	22.9%	0
10	Oct. 23	SJS	0	6	8	41	19.5%	0
11	Oct. 26	ARI	0	2	8	43	18.6%	0
12	Oct. 28	at MTL	1	4	9	47	19.1%	0
13	Oct. 31	VGK	2	5	11	52	21.2%	0
14	Nov. 2	at TBL	0	2	11	54	20.4%	1
15	Nov. 4	at FLA	1	3	12	57	21.1%	1
16	Nov. 6	CBJ	3	5	15	62	24.2%	1
17	Nov. 8	BOS	0	1	15	63	23.8%	1
18	Nov. 11	EDM	2	3	17	66	25.8%	1
19	Nov. 15	at CHI	0	3	17	69	24.6%	1
20	Nov. 17	at CBJ	0	3	17	72	23.6%	1
21	Nov. 19	OTT	0	3	17	75	22.7%	1
22	Nov. 22	at CAR	1	2	18	77	23.4%	1
23	Nov. 24	DET	0	2	18	79	22.8%	1
24	Nov. 26	VAN	0	2	18	81	22.2%	1
25	Nov. 28	FLA	0	3	18	84	21.4%	1
26	Dec. 1	CAR	2	7	20	91	22.0%	1
27	Dec. 5	at PIT	0	2	20	93	21.5%	1
28	Dec. 8	at WSH	0	3	20	96	20.8%	1
29	Dec. 9	NJD	0	3	20	99	20.2%	1
30	Dec. 11	DAL	0	0	20	99	20.2%	1
31	Dec. 13	at OTT	0	1	20	100	20.0%	1
32	Dec. 15	LAK	1	3	21	103	20.4%	1
33	Dec. 16	at BOS	2	5	23	108	21.3%	1
34	Dec. 19	ANA	0	2	23	110	20.9%	1
35	Dec. 21	at NJD	0	3	23	113	20.4%	2
36	Dec. 23	TOR	0	3	23	116	19.8%	2
37	Dec. 27	WSH	0	3	23	119	19.3%	2
38	Dec. 29	at DET	0	4	23	123	18.7%	2
39	Jan. 1	at BUF	1	3	24	126	19.0%	2
40	Jan. 3	CHI	1	6	25	132	18.9%	2
41	Jan. 6	at ARI	0	1	25	133	18.8%	2
42	Jan. 7	at VGK	0	2	25	135	18.5%	2
43	Jan. 13	NYI	1	3	26	138	18.8%	2
44	Jan. 14	at PIT	0	1	26	139	18.7%	2
45	Jan. 16	PHI	1	2	27	141	19.1%	2
46	Jan. 18	BUF	0	2	27	143	18.9%	2
47	Jan. 20	at COL	1	1	28	144	19.4%	2
48	Jan. 21	at LAK	1	4	29	148	19.6%	2
49	Jan. 23	at ANA	1	3	30	151	19.9%	3
50	Jan. 25	at SJS	1	3	31	154	20.1%	3
51	Feb. 1	TOR	0	3	31	157	19.7%	3
52	Feb. 3	at NSH	2	3	33	160	20.6%	3
53	Feb. 5	at DAL	0	3	33	163	20.2%	3
54	Feb. 7	BOS	0	2	33	165	20.0%	4
55	Feb. 9	CGY	2	5	35	170	20.6%	4
56	Feb. 11	at WPG	0	4	35	174	20.1%	4
57	Feb. 13	at MIN	2	4	37	178	20.8%	4
58	Feb. 15	at NYI	0	3	37	181	20.4%	4
59	Feb. 17	at OTT	1	2	38	183	20.8%	4
60	Feb. 18	PHI	0	0	38	183	20.8%	4
61	Feb. 22	at MTL	1	4	39	187	20.9%	4
62	Feb. 23	MIN	0	1	39	188	20.7%	4
63	Feb. 25	DET	1	2	40	190	21.1%	4
64	Feb. 28	at VAN	0	2	40	192	20.8%	4
65	Mar. 2	at CGY	0	3	40	195	20.5%	4
66	Mar. 3	at EDM	1	3	41	198	20.7%	4
67	Mar. 6	WPG	0	1	41	199	20.6%	4
68	Mar. 8	at TBL	0	3	41	202	20.3%	4
69	Mar. 10	at FLA	0	1	41	203	20.2%	4
70	Mar. 12	CAR	1	3	42	206	20.4%	4
71	Mar. 14	PIT	2	3	44	209	21.1%	4
72	Mar. 17	at STL	1	2	45	211	21.3%	4
73	Mar. 20	CBJ	2	4	47	215	21.9%	4
74	Mar. 22	at PHI	0	2	47	217	21.7%	4
75	Mar. 24	BUF	2	3	49	220	22.3%	4
76	Mar. 26	WSH	0	4	49	224	21.9%	5
77	Mar. 28	at WSH	1	5	50	229	21.8%	5
78	Mar. 30	TBL	0	4	50	233	21.5%	5
79	Mar. 31	at CAR	0	1	50	234	21.4%	5
80	Apr. 3	at NJD	0	2	50	236	21.2%	5
81	Apr. 5	at NYI	1	4	51	240	21.3%	5
82	Apr. 7	at PHI	0	1	51	241	21.2%	5
SEASON TOTALS			-	-	51	241	21.2%	5

GAME-BY-GAME PENALTY KILLING TOTALS

					SEASON TOTALS			
GAME	DATE	OPPONENT	PPGA	TSH	PPGA	TSH	PK%	SHG
1	Oct. 5	COL	1	5	1	5	80.0%	0
2	Oct. 7	at TOR	3	6	4	11	63.6%	0
3	Oct. 8	MTL	0	1	4	12	66.7%	0
4	Oct. 10	STL	1	4	5	16	68.8%	0
5	Oct. 13	at CBJ	0	3	5	19	73.7%	0
6	Oct. 14	NJD	1	5	6	24	75.0%	0
7	Oct. 17	PIT	1	3	7	27	74.1%	0
8	Oct. 19	NYI	1	3	8	30	73.3%	0
9	Oct. 21	NSH	0	5	8	35	77.1%	0
10	Oct. 23	SJS	0	1	8	36	77.8%	0
11	Oct. 26	ARI	1	3	9	39	76.9%	0
12	Oct. 28	at MTL	1	6	10	45	77.8%	0
13	Oct. 31	VGK	0	3	10	48	79.2%	0
14	Nov. 2	at TBL	0	2	10	50	80.0%	0
15	Nov. 4	at FLA	0	2	10	52	80.8%	0
16	Nov. 6	CBJ	0	1	10	53	81.1%	0
17	Nov. 8	BOS	0	4	10	57	82.5%	0
18	Nov. 11	EDM	1	2	11	59	81.4%	0
19	Nov. 15	at CHI	1	5	12	64	81.3%	0
20	Nov. 17	at CBJ	1	3	13	67	80.6%	0
21	Nov. 19	OTT	0	3	13	70	81.4%	0
22	Nov. 22	at CAR	1	5	14	75	81.3%	0
23	Nov. 24	DET	1	4	15	79	81.0%	0
24	Nov. 26	VAN	0	1	15	80	81.3%	0
25	Nov. 28	FLA	1	2	16	82	80.5%	0
26	Dec. 1	CAR	0	2	16	84	81.0%	0
27	Dec. 5	at PIT	1	3	17	87	80.5%	0
28	Dec. 8	at WSH	0	4	17	91	81.3%	0
29	Dec. 9	NJD	0	3	17	94	81.9%	0
30	Dec. 11	DAL	0	3	17	97	82.5%	0
31	Dec. 13	at OTT	0	2	17	99	82.8%	0
32	Dec. 15	LAK	0	1	17	100	83.0%	0
33	Dec. 16	at BOS	1	7	18	107	83.2%	0
34	Dec. 19	ANA	0	2	18	109	83.5%	0
35	Dec. 21	at NJD	1	4	19	113	83.2%	0
36	Dec. 23	TOR	1	6	20	119	83.2%	0
37	Dec. 27	WSH	0	2	20	121	83.5%	0
38	Dec. 29	at DET	0	5	20	126	84.1%	0
39	Jan. 1	at BUF	1	5	21	131	84.0%	0
40	Jan. 3	CHI	0	1	21	132	84.1%	0
41	Jan. 6	at ARI	1	2	22	134	83.6%	0
42	Jan. 7	at VGK	0	1	22	135	83.7%	0
43	Jan. 13	NYI	0	2	22	137	83.9%	0
44	Jan. 14	at PIT	0	3	22	140	84.3%	0
45	Jan. 16	PHI	0	3	22	143	84.6%	1
46	Jan. 18	BUF	2	4	24	147	83.7%	1
47	Jan. 20	at COL	0	1	24	148	83.8%	1
48	Jan. 21	at LAK	3	3	27	151	82.1%	1
49	Jan. 23	at ANA	2	6	29	157	81.5%	2
50	Jan. 25	at SJS	0	1	29	158	81.6%	3
51	Feb. 1	TOR	0	1	29	159	81.8%	3
52	Feb. 3	at NSH	1	5	30	164	81.7%	3
53	Feb. 5	at DAL	1	5	31	169	81.7%	3
54	Feb. 7	BOS	0	2	31	171	81.9%	3
55	Feb. 9	CGY	1	6	32	177	81.9%	3
56	Feb. 11	at WPG	0	4	32	181	82.3%	3
57	Feb. 13	at MIN	0	1	32	182	82.4%	3
58	Feb. 15	at NYI	1	2	33	184	82.1%	3
59	Feb. 17	at OTT	0	2	33	186	82.3%	3
60	Feb. 18	PHI	0	1	33	187	82.4%	3
61	Feb. 22	at MTL	0	5	33	192	82.8%	3
62	Feb. 23	MIN	1	1	34	193	82.4%	3
63	Feb. 25	DET	0	3	34	196	82.7%	3
64	Feb. 28	at VAN	1	3	35	199	82.4%	3
65	Mar. 2	at CGY	0	3	35	202	82.7%	3
66	Mar. 3	at EDM	0	2	35	204	82.8%	3
67	Mar. 6	WPG	0	0	35	204	82.8%	3
68	Mar. 8	at TBL	0	4	35	208	83.2%	3
69	Mar. 10	at FLA	1	2	36	210	82.9%	3
70	Mar. 12	CAR	1	3	37	213	82.6%	3
71	Mar. 14	PIT	0	3	37	216	82.9%	3
72	Mar. 17	at STL	1	3	38	219	82.6%	3
73	Mar. 20	CBJ	0	2	38	221	82.8%	4
74	Mar. 22	at PHI	0	2	38	223	83.0%	4
75	Mar. 24	BUF	1	3	39	226	82.7%	4
76	Mar. 26	WSH	1	3	40	229	82.5%	4
77	Mar. 28	at WSH	0	3	40	232	82.8%	4
78	Mar. 30	TBL	2	4	42	236	82.2%	4
79	Mar. 31	at CAR	0	3	42	239	82.4%	5
80	Apr. 3	at NJD	3	4	45	243	81.5%	5
81	Apr. 5	at NYI	0	2	45	245	81.6%	5
82	Apr. 7	at PHI	1	2	46	247	81.4%	5
SEASON TOTALS			**-**	**-**	**46**	**247**	**81.4%**	**5**

GAME-BY-GAME HOME ATTENDANCE

NO.	DATE	VS.	ATTENDANCE	SEASON	SELLOUT	AVG.
1	Oct. 5	COL	18,006	18,006	1	18,006
2	Oct. 8	MTL	18,006	36,012	2	18,006
3	Oct. 10	STL	18,006	54,018	3	18,006
4	Oct. 14	NJD	18,006	72,024	4	18,006
5	Oct. 17	PIT	18,006	90,030	5	18,006
6	Oct. 19	NYI	18,006	108,036	6	18,006
7	Oct. 21	NSH	17,181	125,217	-	17,888
8	Oct. 23	SJS	18,006	143,223	7	17,903
9	Oct. 26	ARI	18,006	161,229	8	17,914
10	Oct. 31	VGK	17,294	178,523	-	17,852
11	Nov. 6	CBJ	17,348	195,871	-	17,806
12	Nov. 8	BOS	18,006	213,877	9	17,823
13	Nov. 11	EDM	18,006	231,883	10	17,837
14	Nov. 19	OTT	17,524	249,407	-	17,815
15	Nov. 24	DET	18,006	267,413	11	17,828
16	Nov. 26	VAN	17,632	285,045	-	17,815
17	Nov. 28	FLA	17,376	302,421	-	17,789
18	Dec. 1	CAR	17,695	320,116	-	17,784
19	Dec. 9	NJD	18,006	338,122	12	17,796
20	Dec. 11	DAL	17,667	355,789	-	17,789
21	Dec. 15	LAK	17,756	373,545	-	17,788
22	Dec. 19	ANA	18,006	391,551	13	17,798
23	Dec. 23	TOR	18,006	409,557	14	17,807
24	Dec. 27	WSH	18,006	427,563	15	17,815
25	Jan. 3	CHI	18,006	445,569	16	17,823
26	Jan. 13	NYI	18,006	463,575	17	17,830
27	Jan. 16	PHI	18,006	481,581	18	17,836
28	Jan. 18	BUF	18,006	499,587	19	17,842
29	Feb. 1	TOR	18,006	517,593	20	17,848
30	Feb. 7	BOS	18,006	535,599	21	17,853
31	Feb. 9	CGY	18,006	553,605	22	17,858
32	Feb. 18	PHI	18,006	571,611	23	17,863
33	Feb. 23	MIN	18,006	589,617	24	17,867
34	Feb. 25	DET	18,006	607,623	25	17,871
35	Mar. 6	WPG	18,006	625,629	26	17,875
36	Mar. 12	CAR	17,679	643,308	-	17,870
37	Mar. 14	PIT	17,379	660,687	-	17,856
38	Mar. 20	CBJ	17,194	677,881	-	17,839
39	Mar. 24	BUF	18,006	695,887	27	17,843
40	Mar. 26	WSH	18,006	713,893	28	17,847
41	Mar. 30	TBL	18,006	731,899	29	17,851

SCORING OF RANGERS PROSPECTS

MINOR PROFESSIONAL

POS	NAME	HT.	WT.	ACQ.	BIRTHPLACE	BORN	2017-18 TEAM/LEAGUE	GP	G	A	PTS	+/-	PIM
LW	**Dawson Leedahl**	6-1	197	FA signing	Saskatoon, SK	3/19/96	Greenville/ECHL	24	9	12	21	7	22

	GOALTENDER	HT.	WT.	ACQ.	BIRTHPLACE	BORN	2017-18 TEAM/LEAGUE	GP	W	L	T/OT	GAA	SV%
	Brandon Halverson	6-4	210	2nd/2014	Traverse City, MI	3/29/96	Greenville/ECHL	24	8	11	3	3.74	.902
	Chris Nell	6-2	201	FA signing	Green Bay, WI	9/2/94	Adirondack/ECHL	5	1	3	0	3.75	.885
							Kansas City/ECHL	4	3	1	0	2.50	.908
							Greenville/ECHL	4	1	3	0	3.01	.930

CANADIAN JUNIOR

POS	NAME	HT.	WT.	ACQ.	BIRTHPLACE	BORN	2017-18 TEAM/LEAGUE	GP	G	A	PTS	+/-	PIM
D	**Sean Day**	6-3	225	3rd/2016	Leuven, BEL	1/9/98	Windsor/OHL	27	4	17	21	1	8
							Kingston/OHL	23	1	25	26	-11	4
LW	**Tim Gettinger**	6-6	220	5th/2016	Cleveland, OH	4/14/98	Sault Ste. Marie/OHL	66	33	36	69	35	53
D	**Nico Gross**	6-1	188	4th/2018	Pontresina, SUI	1/26/00	Oshawa/OHL	58	4	10	14	-9	46
							Switzerland/WJC	5	0	0	0	-3	2
							Switzerland/WJC-18	6	1	3	4	-3	12
D	**Libor Hajek**	6-2	204	Trade w/TBL	Smrcek, CZE	2/4/98	Saskatoon/WHL	33	8	17	25	-10	26
							Regina/WHL	25	4	10	14	5	4
							Czech Republic/WJC	7	1	7	8	E	6
C	**Brett Howden**	6-3	195	Trade w/TBL	Calgary, AB	3/29/98	Moose Jaw/WHL	49	24	51	75	28	42
							Canada/WJC	7	3	4	7	9	4
D	**Joey Keane**	6-0	183	3rd/2018	Chicago, IL	7/2/99	Barrie/OHL	62	12	32	44	45	52
RW	**Ty Ronning**	5-9	178	7th/2016	Burnaby, BC	10/20/97	Vancouver/WHL	70	61	23	84	12	47

COLLEGIATE

POS	NAME	HT.	WT.	ACQ.	BIRTHPLACE	BORN	2017-18 TEAM/LEAGUE	GP	G	A	PTS	+/-	PIM
C	**Morgan Barron**	6-4	210	6th/2017	Halifax, NS	12/2/98	Cornell/NCAA	33	5	13	18	10	31
D	**Ryan Lindgren**	6-0	201	Trade w/BOS	Burnsville, MN	2/11/98	Univ. of Minnesota/NCAA	35	2	7	9	-3	51
							United States/WJC	7	0	1	1	E	2
D/RW	**Tyler Nanne**	5-10	181	5th/2014	Edina, MN	3/17/96	Univ. of Minnesota/NCAA	37	4	6	10	-5	16

	GOALTENDER	HT.	WT.	ACQ.	BIRTHPLACE	BORN	2017-18 TEAM/LEAGUE	GP	W	L	T/OT	GAA	SV%
	Adam Huska	6-4	227	7th/2015	Zvolen, SVK	5/12/97	Univ. of Connecticut/NCAA	27	8	16	2	2.59	.912
	Tyler Wall	6-3	220	6th/2016	Leamington, ON	1/14/98	UMass-Lowell/NCAA	12	3	9	0	3.98	.868

EUROPEAN

POS	NAME	HT.	WT.	ACQ.	BIRTHPLACE	BORN	2017-18 TEAM/LEAGUE	GP	G	A	PTS	+/-	PIM
RW	**Daniel Bernhardt**	6-3	194	4th/2015	Stockholm, SWE	4/11/96	BIK Karlskoga/Allsvenskan	3	0	0	0	-1	2
D	**Simon Kjellberg**	6-3	200	6th/2018	Nashville, TN	2/17/00	Rogle BK U20/SuperElit	43	4	5	9	-12	24
							Rogle BK U18/SWE-U18	5	0	0	0	2	2
RW	**Vitali Kravtsov**	6-3	181	1st/2018	Vladivostok, RUS	12/23/99	Traktor/KHL	35	4	3	7	3	6
							Chelmet/VHL	9	4	3	7	4	4
							Belye Medvedi/MHL	1	1	2	3	1	0
C	**Dominik Lakatos**	6-1	200	6th/2017	Liberec, CZE	4/8/97	Liberec/Czech	50	10	11	21	2	64
							Benatky nad Jizerou/Czech2	2	1	1	2	E	2
LW	**Michael Lindqvist**	5-11	175	FA signing	Danderyd, SWE	9/12/94	Farjestad BK/SHL	33	20	14	34	3	22
D	**Nils Lundkvist**	5-11	172	1st/2018	Pitea, SWE	7/27/00	Lulea/SHL	28	2	3	5	2	0
							Lulea U20/SuperElit	26	3	11	14	2	18
							Sweden/WJC-18	7	0	2	2	1	2
RW	**Ville Meskanen**	6-1	188	FA signing	Tampere, FIN	10/2/95	Ilves/Liiga	48	24	20	44	3	4
RW	**Lauri Pajuniemi**	5-11	187	5th/2018	Tampere, FIN	9/12/99	TPS/Liiga	32	2	5	7	-2	4
							TPS U20/Jr. A SM-Liiga	14	3	7	10	-2	18
D	**Jacob Ragnarsson**	6-0	175	3rd/2018	Mountain View, CA	9/23/99	Almtuna IS/Allsvenskan	47	4	9	13	-2	24
							Almtuna IS U20/SuperElit	1	0	0	0	2	0
D	**Tarmo Reunanen**	6-0	178	4th/2016	Aanekoski, FIN	3/1/98	TPS/Liiga	25	0	3	3	-3	0
							Lukko/Liiga	8	0	1	1	-4	0
							SaPKo/Mestis	2	0	2	2	1	2
							TPS U20/Jr. A SM-Liiga	10	2	7	9	7	2
D	**Yegor Rykov**	6-3	225	Trade w/NJD	Vidnoe, RUS	4/14/97	SKA-St. Petersburg/KHL	53	2	12	14	10	20
							SKA-Neva St. Petersburg/VHL	7	0	6	6	2	2
D	**Calle Sjalin**	6-1	179	5th/2017	Ostersund, SWE	9/2/99	Leksands IF/Allsvenskan	24	0	3	3	1	8
							Leksands IF U20/SuperElit	13	0	5	5	-2	10
C	**Patrik Virta**	5-11	180	7th/2017	Hameenlinna, FIN	3/6/96	TPS/Liiga	58	14	26	40	9	24

	GOALTENDER	HT.	WT.	ACQ.	BIRTHPLACE	BORN	2017-18 TEAM/LEAGUE	GP	W	L	T/OT	GAA	SV%
	Olof Lindbom	6-2	176	2nd/2018	Stockholm, SWE	7/23/00	Djurgardens U20/SuperElit	20	-	-	-	3.10	.897
							Djurgardens U18/SWE-U18	1	-	-	-	0.99	.958
							Sweden/WJC-18	6	4	2	0	1.66	.949
	Igor Shesterkin	6-1	187	4th/2014	Moscow, RUS	12/30/95	SKA-St. Petersburg/KHL	28	24	2	2	1.70	.933
							OAR/Olympics	-	-	-	-	-	-
							Russia/WC	4	2	1	1	1.46	.942

PREP SCHOOL

POS	NAME	HT.	WT.	ACQ.	BIRTHPLACE	BORN	2017-18 TEAM/LEAGUE	GP	G	A	PTS	+/-	PIM
RW	**Riley Hughes**	6-1	173	7th/2018	Westwood, MA	6/27/00	St. Sebastian's School/USHS	30	21	15	36	-	4
							Sioux Falls/USHL	2	0	0	0	-2	0

U.S. NATIONAL TEAM DEVELOPMENT PROGRAM

POS	NAME	HT.	WT.	ACQ.	BIRTHPLACE	BORN	2017-18 TEAM/LEAGUE	GP	G	A	PTS	+/-	PIM
D	**K'Andre Miller**	6-4	200	1st/2018	St. Paul, MN	1/21/00	U.S. National U18/USNTDP	58	9	20	29	23	26
							Team USA/USHL	22	4	12	16	13	6
							United States/WJC-18	7	1	2	3	4	4

NEW YORK
RANGERS
RANGERS
VS. NHL

Brian Leetch became the Rangers' all-time leader in points by a defenseman when he tallied his 611th career point as a Blueshirt on December 27, 1996 against the Mighty Ducks of Anaheim at MSG. Leetch tallied two assists as the Rangers won the game, 3-2.

ANAHEIM DUCKS

2018-19 REGULAR SEASON SCHEDULE

DATE	SITE	TIME (ET)	TV
Nov. 1	Anaheim	10:00 p.m.	MSG
Dec. 18	MSG	7:00 p.m.	MSG

ALL-TIME RECORD

Overall . . . . . 16-17-1-1 (34 pts)
Home Record . . . . . 10-7-1-0 (21 pts)
Road Record . . . . . 6-10-0-1 (13 pts)
Goals For 99
Goals Against 104
Shutouts . . . . . 1, 10/11/2009 (3-0; Valiquette)

LONGEST RANGER STREAKS

Winning . . . . . 5, 1/7/2015 – 2/7/2017
Unbeaten/Point . . . . . 5, 1/7/2015 – 2/7/2017 (5-0-0)
Losing . . . . . 3 (3x), last – 10/16/2000 – 11/25/2001

GAME HIGHS

Goals For 7, 3/22/2015 (7-2)
Goals Against 7, 11/3/1995 (4-7)

FIRST TIME

First Game . . . . . 10/19/1993 at MSG (2-4)
First Game at Anaheim 1/28/1994 (2-3)
First Ranger Win . . . . . 12/4/1995 at MSG (5-1)

LAST TIME

Last Ranger Win at MSG 12/19/2017 (4-1)
Last Ranger Win at Anaheim 3/16/2016 (2-1)
Last Duck Win at MSG 11/4/2013 (2-1)
Last Duck Win at Anaheim 1/23/2018 (6-3)

PLAYOFFS

N/A

LAST RANGER TRADE WITH ANAHEIM

June 27, 2015 – Rangers acquired Emerson Etem and a second-round pick in the 2015 NHL Entry Draft (Ryan Gropp) in exchange for Carl Hagelin, a second-round pick in the 2015 NHL Entry Draft (Julius Nattinen), and a sixth-round pick in the 2015 NHL Entry Draft (Garrett Metcalf).

2017-18 RANGERS VS. DUCKS

OVERALL RECORD: 1-1-0 | AT NEW YORK: 1-0-0 | AT ANAHEIM: 0-1-0

	GP	W	L	OT	GF	GA	PTS
Rangers	2	1	1	0	7	7	2
Ducks	2	1	1	0	7	7	2

DATE	RESULT/SITE	GOALTENDERS
Dec. 19	Rangers 4, Ducks 1 at MSG	Lundqvist, Gibson
Jan. 23	Rangers 3, Ducks 6 at Anaheim	Lundqvist/Pavelec, Gibson

Entering the 2018-19 season, the Rangers have won each of their last nine games against the Coyotes, dating back to March 24, 2014.

ARIZONA COYOTES

2018-19 REGULAR SEASON SCHEDULE

DATE	SITE	TIME (ET)	TV
Dec. 14	MSG	7:00 p.m.	MSG 2
Jan. 6	Arizona	4:00 p.m.	MSG

ALL-TIME RECORD*

Overall . . . . . 47-25-6-0 (100 pts)
Home Record . . . . . 27-10-2-0 (56 pts)
Road Record . . . . . 20-15-4-0 (44 pts)
Goals For 295
Goals Against 250
Shutouts . . . . . 2, last – 2/26/1999 (3-0; Richter)

LONGEST RANGER STREAKS

Winning Streak . . . . . 9, 3/24/2014 – present
Unbeaten/Point Streak . . . . . 9, 3/24/2014 – present (9-0-0)
Losing Streak . . . . . 3 (2x), last – 11/12/2000 – 12/31/2001

GAME HIGHS

Goals For 9, 2/20/1983 (9-4)
Goals Against 12, 2/25/1985 (5-12)

FIRST TIME*

First Game . . . . . 11/21/1979 at MSG (4-6)
First Game at Winnipeg 1/12/1980 (3-0)
First Ranger Win . . . . . 1/12/1980 at Winnipeg (3-0)

LAST TIME

Last Ranger Win at MSG 10/26/2017 (5-2)
Last Ranger Win at Arizona . . . . . 1/6/2018 (2-1, SO)
Last Coyote Win at MSG 12/16/2007 (5-1)
Last Coyote Win at Arizona 10/3/2013 (4-1)

PLAYOFFS

N/A

LAST RANGER TRADE WITH ARIZONA

June 23, 2017 – Rangers acquired Tony DeAngelo and a first-round pick in the 2017 NHL Entry Draft (Lias Andersson) in exchange for Derek Stepan and Antti Raanta.

* Includes games against the Winnipeg Jets from 1979-80 – 1995-96 and the Phoenix Coyotes from 1996-97 – 2013-14

2017-18 RANGERS VS. COYOTES

OVERALL RECORD: 2-0-0 | AT NEW YORK: 1-0-0 | AT ARIZONA: 1-0-0

	GP	W	L	OT	GF	GA	PTS
Rangers	2	2	0	0	7	3	4
Coyotes	2	0	1	1	3	7	1

DATE	RESULT/SITE	GOALTENDERS
Oct. 26	Rangers 5, Coyotes 2 at MSG	Pavelec, Hill
Jan. 6	Rangers 2, Coyotes 1 (SO) at Arizona	Lundqvist, Raanta

The Rangers' 10 wins against the Bruins during the 1961-62 season are tied for the most against an opponent in one season in franchise history (10-2-2). Gump Worsley earned the win in eight of the Blueshirts' 10 victories.

BOSTON BRUINS

2018-19 REGULAR SEASON SCHEDULE

DATE	SITE	TIME (ET)	TV
Jan. 19	Boston	7:00 p.m.	MSG
Feb. 6	MSG	8:00 p.m.	NBCSN
Mar. 27	Boston	7:30 p.m.	NBCSN

ALL-TIME RECORD

Overall	257-290-97-2 (613 pts)
Home Record	148-122-55-0 (351 pts)
Road Record	109-168-42-2 (262 pts)
Goals For	1,880
Goals Against	2,027
Shutouts	41, last – 2/14/2012 (3-0; Lundqvist)

LONGEST RANGER STREAKS

Winning Streak	8, 11/20/2005 – 3/24/2007
Unbeaten/Point Streak	12, 1/1/1962 – 12/8/1962 (10-0-2)
Losing Streak	7 (4x), last – 11/15/1973 – 3/11/1975

GAME HIGHS

Goals For	9 (4x), last – 2/23/1969 (9-0)
Goals Against	14, 1/21/1945 (3-14)

FIRST TIME

First Game	12/7/1926 at Boston (1-0)
First Game at MSG	12/12/1926 (2-1)
First Ranger Win	12/7/1926 at Boston (1-0)

LAST TIME

Last Ranger Win at MSG	11/8/2017 (4-2)
Last Ranger Win at Boston	12/16/2017 (3-2, OT)
Last Bruin Win at MSG	2/7/2018 (6-1)
Last Bruin Win at Boston	11/27/2015 (4-3)

PLAYOFFS

Series	10 (3-7)
Overall	19-26-2
Goals For	114
Goals Against	130
Last Meeting	2013, Conference Semifinals (L, 1-4)

LAST RANGER TRADE WITH BOSTON

September 11, 2018 – Rangers acquired Adam McQuaid in exchange for Steven Kampfer, a fourth-round pick in the 2019 NHL Entry Draft, and a conditional seventh-round draft pick.

2017-18 RANGERS VS. BRUINS

OVERALL RECORD: 2-1-0 | AT NEW YORK: 1-1-0 | AT BOSTON: 1-0-0

	GP	W	L	OT	GF	GA	PTS
Rangers	3	2	1	0	8	10	4
Bruins	3	1	1	1	10	8	3

DATE	RESULT/SITE	GOALTENDERS
Nov. 8	Rangers 4, Bruins 2 at MSG	Lundqvist, Rask
Dec. 16	Rangers 3, Bruins 2 (OT) at Boston	Lundqvist, Rask
Feb. 7	Rangers 1, Bruins 6 at MSG	Lundqvist/Pavelec, Khudobin

The Rangers defeated the Buffalo Sabres, 3-2, in overtime in the 2018 NHL Winter Classic on January 1, 2018 at Citi Field. The Blueshirts became the first team to win four outdoor games in NHL history.

BUFFALO SABRES

2018-19 REGULAR SEASON SCHEDULE

DATE	SITE	TIME (ET)	TV
Oct. 6	Buffalo	7:00 p.m.	MSG
Nov. 4	MSG	7:00 p.m.	MSG+
Feb. 15	Buffalo	7:00 p.m.	MSG

ALL-TIME RECORD

Overall	74-76-25-5 (178 pts)
Home Record	41-30-15-3 (100 pts)
Road Record	33-46-10-2 (78 pts)
Goals For	559
Goals Against	571
Shutouts	10, last – 3/14/2015 (2-0; Skapski)

LONGEST RANGER STREAKS

Winning Streak	9, 4/19/2013 - 3/8/2016
Unbeaten/Point Streak	12, 10/14/1970 – 3/2/1972 (10-0-2)
Losing Streak	7, 1/10/1988 – 11/22/1989

GAME HIGHS

Goals For	9, 12/27/1974 (9-5)
Goals Against	11, 12/31/1992 (6-11)

FIRST TIME

First Game	10/14/1970 at MSG (3-0)
First Game at Buffalo	11/26/1970 (2-2)
First Ranger Win	10/14/1970 at MSG (3-0)

LAST TIME

Last Ranger Win at MSG	3/24/2018 (5-1)
Last Ranger Win at Buffalo*	1/1/2018 (3-2, OT)
Last Sabre Win at MSG	1/3/2017 (4-1)
Last Sabre Win at Buffalo	12/1/2016 (4-3)

PLAYOFFS

Series	2 (0-2)
Overall	3-6-0
Goals For	19
Goals Against	28
Last Meeting	2007, Conference Semifinals (L, 2-4)

LAST RANGER TRADE WITH BUFFALO

February 28, 2017 – Rangers acquired Daniel Catenacci in exchange for Mat Bodie.

* game played at Citi Field - 2018 NHL Winter Classic

2017-18 RANGERS VS. SABRES

OVERALL RECORD: 3-0-0 | AT NEW YORK: 2-0-0 | AT BUFFALO*: 1-0-0

	GP	W	L	OT	GF	GA	PTS
Rangers	3	3	0	0	12	6	6
Sabres	3	0	2	1	6	12	1

DATE	RESULT/SITE	GOALTENDERS
Jan. 1	Rangers 3, Sabres 2 (OT) at Citi Field*	Lundqvist, Lehner
Jan. 18	Rangers 4, Sabres 3 at MSG	Lundqvist, Lehner
Mar. 24	Rangers 5, Sabres 1 at MSG	Georgiev, Lehner/Ullmark

By making 50 saves and earning a win on March 2, 2018, Henrik Lundqvist became the first goaltender in NHL history to make 50 saves and register a win in two consecutive games.

CALGARY FLAMES

2018-19 REGULAR SEASON SCHEDULE			
DATE	SITE	TIME (ET)	TV
Oct. 21	MSG	7:00 p.m.	MSG
Mar. 15	Calgary	9:00 p.m.	MSG 2

ALL-TIME RECORD*	
Overall	47-54-15-1 (110 pts)
Home Record	31-24-5-0 (67 pts)
Road Record	16-30-10-1 (43 pts)
Goals For	375
Goals Against	438
Shutouts	4, last – 2/24/2015 (1-0; Talbot)

LONGEST RANGER STREAKS	
Winning Streak	4, 11/12/2016 – present
Unbeaten/Point Streak	10, 1/13/1981 – 11/9/1983 (7-0-3)
Losing Streak	7, 10/29/1977 – 11/19/1978

GAME HIGHS	
Goals For	8, 1/14/1987 (8-5)
Goals Against	11, 3/7/1985 (5-11)

*Includes games against the Atlanta Flames from 1972-73 – 1979-80

FIRST TIME*	
First Game	11/21/1972 at Atlanta (3-1)
First Game at MSG	12/3/1972 (3-2)
First Ranger Win	11/21/1972 at Atlanta (3-1)

LAST TIME	
Last Ranger Win at MSG	2/9/2018 (4-3)
Last Ranger Win at Calgary	3/2/2018 (3-1)
Last Flame Win at MSG	12/7/2008 (3-0)
Last Flame Win at Calgary	12/12/2015 (5-4, OT)

PLAYOFFS	
Series	1 (1-0)
Overall	3-1-0
Goals For	14
Goals Against	8
Last Meeting	1980, Preliminary Round (W, 3-1)

LAST RANGER TRADE WITH CALGARY

June 1, 2011 – Rangers acquired Tim Erixon and a fifth-round pick in the 2011 NHL Entry Draft (Shane McColgan) in exchange for Roman Horak and two second-round picks in the 2011 NHL Entry Draft (Markus Granlund and Tyler Wotherspoon).

2017-18 RANGERS VS. FLAMES

OVERALL RECORD: 2-0-0			AT NEW YORK: 1-0-0			AT CALGARY: 1-0-0
	GP	W	L	OT	GF	GA	PTS
Rangers	2	2	0	0	7	4	4
Flames	2	0	2	0	4	7	0

DATE	RESULT/SITE	GOALTENDERS
Feb. 9	Rangers 4, Flames 3 at MSG	Pavelec/Lundqvist, Smith
Mar. 2	Rangers 3, Flames 1 at Calgary	Lundqvist, Gillies

Mats Zuccarello tallied his first career NHL goal on January 5, 2011 against Carolina at MSG, which was the game-winning goal in a 2-1 overtime win. The victory was the first in the Rangers' active 15-game winning streak at MSG against the Hurricanes, which is the longest home winning streak against one opponent in franchise history.

CAROLINA HURRICANES

2018-19 REGULAR SEASON SCHEDULE

DATE	SITE	TIME (ET)	TV
Oct. 7	Carolina	5:00 p.m.	MSG
Jan. 15	MSG	7:00 p.m.	MSG
Feb. 8	MSG	7:00 p.m.	MSG+
Feb. 19	Carolina	7:00 p.m.	MSG

ALL-TIME RECORD*

Overall	79-52-7-2 (167 pts)
Home Record	48-17-4-2 (102 pts)
Road Record	31-35-3-0 (65 pts)
Goals For	462
Goals Against	373
Shutouts	8, last – 11/10/2015 (3-0; Lundqvist)

LONGEST RANGER STREAKS

Winning Streak	10, 2/22/2011 – 3/7/2014
Unbeaten/Point Streak	10, 2/22/2011 – 3/7/2014 (10-0-0)
Losing Streak	4, 1/24/2001 – 11/2/2001

GAME HIGHS

Goals For	11, 2/23/1983 (11-3)
Goals Against	8, 10/12/1985 (2-8)

FIRST TIME*

First Game	10/28/1979 at MSG (2-2)
First Game at Hartford	12/7/1979 (7-4)
First Ranger Win	12/7/1979 at Hartford (7-4)

LAST TIME

Last Ranger Win at MSG	3/12/2018 (6-3)
Last Ranger Win at Carolina	3/31/2018 (2-1)
Last Hurricane Win at MSG	10/29/2010 (4-3)
Last Hurricane Win at Carolina	3/9/2017 (4-3)

PLAYOFFS

N/A

LAST RANGER TRADE WITH CAROLINA

June 23, 2018 – Rangers acquired a seventh-round pick in the 2018 NHL Entry Draft (Riley Hughes) in exchange for a seventh-round pick in the 2019 NHL Entry Draft.

*Includes games against the Hartford Whalers from 1979-80 – 1996-97

2017-18 RANGERS VS. HURRICANES

OVERALL RECORD: 4-0-0			AT NEW YORK: 2-0-0			AT CAROLINA: 2-0-0	
	GP	W	L	OT	GF	GA	PTS
Rangers	4	4	0	0	19	6	8
Hurricanes	4	0	4	0	6	19	0

DATE	RESULT/SITE	GOALTENDERS
Nov. 22	Rangers 6, Hurricanes 1 at Carolina	Lundqvist, Darling
Dec. 1	Rangers 5, Hurricanes 1 at MSG	Lundqvist, Darling
Mar. 12	Rangers 6, Hurricanes 3 at MSG	Georgiev, Darling
Mar. 31	Rangers 2, Hurricanes 1 at Carolina	Lundqvist, Ward

Tony Amonte is the only player who has registered at least 30 goals in a season as a member of the Rangers and as a member of the Blackhawks.

CHICAGO BLACKHAWKS

2018-19 REGULAR SEASON SCHEDULE

DATE	SITE	TIME (ET)	TV
Oct. 25	Chicago	8:30 p.m.	MSG
Jan. 17	MSG	7:00 p.m.	MSG

ALL-TIME RECORD

Overall ..... 241-248-98-2 (582 pts)
Home Record ..... 122-117-55-0 (299 pts)
Road Record ..... 119-131-43-2 (283 pts)
Goals For 1,671
Goals Against 1,720
Shutouts ..... 37, last – 12/9/2016 (1-0, OT; Raanta)

LONGEST RANGER STREAKS

Winning Streak ..... 6 (4x), last – 2/23/1978 – 3/21/1979
Unbeaten/Point Streak ..... 15, 1/15/1956 – 1/27/1957 (12-0-3)
Losing Streak ..... 9, 10/17/1962 – 1/20/1963

GAME HIGHS

Goals For 10, 3/12/1952 (10-2)
Goals Against ..... 10 (2x), last – 11/14/1943 (5-10)

FIRST TIME

First Game ..... 11/30/1926 at MSG (4-3, OT)
First Game at Chicago 12/15/1926 (2-6)
First Ranger Win ..... 11/30/1926 at MSG (4-3, OT)

LAST TIME

Last Ranger Win at MSG 2/27/2014 (2-1)
Last Ranger Win at Chicago ..... 12/9/2016 (1-0, OT)
Last Blackhawk Win at MSG 1/3/2018 (5-2)
Last Blackhawk Win at Chicago 11/15/2017 (6-3)

PLAYOFFS

Series 5 (1-4)
Overall 10-14-0
Goals For 54
Goals Against 66
Last Meeting ..... 1973, Semifinals (L, 1-4)

LAST RANGER TRADE WITH CHICAGO

June 27, 2015 – Rangers acquired Antti Raanta in exchange for Ryan Haggerty.

2017-18 RANGERS VS. BLACKHAWKS

OVERALL RECORD: 0-2-0 — AT NEW YORK: 0-1-0 — AT CHICAGO: 0-1-0

	GP	W	L	OT	GF	GA	PTS
Rangers	2	0	2	0	5	11	0
Blackhawks	2	2	0	0	11	5	4

DATE	RESULT/SITE	GOALTENDERS
Nov. 15	Rangers 3, Blackhawks 6 at Chicago	Lundqvist/Pavelec, Crawford
Jan. 3	Rangers 2, Blackhawks 5 at MSG	Lundqvist, Glass

Kevin Shattenkirk was selected by Colorado in the first round (14th overall) of the 2007 NHL Entry Draft, and he began his NHL career with the Avalanche in 2010-11.

COLORADO AVALANCHE

2018-19 REGULAR SEASON SCHEDULE

DATE	SITE	TIME (ET)	TV
Oct. 16	MSG	7:00 p.m.	MSG
Jan. 4	Colorado	9:00 p.m.	MSG 2

ALL-TIME RECORD*

Overall	39-34-7-6 (91 pts)
Home Record	22-14-4-3 (51 pts)
Road Record	17-20-3-3 (40 pts)
Goals For	312
Goals Against	286
Shutouts	2, last – 10/29/1990 (5-0; Vanbiesbrouck)

LONGEST RANGER STREAKS

Winning Streak	5, 11/2/1989 – 10/29/1990
Unbeaten/Point Streak	5 (2x), last – 2/4/2014 – 11/6/2015 (3-0-2)
Losing Streak	4 (2x), last – 10/29/1992 – 3/28/1993

GAME HIGHS

Goals For	8, 10/23/1988 (8-2)
Goals Against	10, 3/6/1993 (2-10)

FIRST TIME*

First Game	11/10/1979 at MSG (5-4)
First Game at Quebec	1/2/1980 (3-3)
First Ranger Win	11/10/1979 at MSG (5-4)

LAST TIME

Ranger Win at MSG	2/11/2017 (4-2)
Ranger Win at Colorado	12/31/2016 (6-2)
Avalanche Win at MSG	10/5/2017 (4-2)
Avalanche Win at Colorado	1/20/2018 (3-1)

PLAYOFFS

Series	1 (1-0)
Overall	4-2-0
Goals For	25
Goals Against	19
Last Meeting	1995, Conference Quarterfinals (W, 4-2)

LAST RANGER TRADE WITH COLORADO

February 26, 2018 – Rangers acquired Chris Bigras in exchange for Ryan Graves.

*Includes games against the Quebec Nordiques from 1979-80 – 1994-95

2017-18 RANGERS VS. AVALANCHE

OVERALL RECORD: 0-2-0 | AT NEW YORK: 0-1-0 | AT COLORADO: 0-1-0

	GP	W	L	OT	GF	GA	PTS
Rangers	2	0	2	0	3	7	0
Avalanche	2	2	0	0	7	3	4

DATE	RESULT/SITE	GOALTENDERS
Oct. 5	Rangers 2, Avalanche 4 at MSG	Lundqvist, Varlamov
Jan. 20	Rangera 1, Avalanche 3 at Colorado	Lundqvist, Bernier

Pavel Bure registered 20 regular season hat tricks in his NHL career. He recorded his final NHL hat trick as a member of the Rangers on December 3, 2002 against Columbus at MSG.

COLUMBUS BLUE JACKETS

2018-19 REGULAR SEASON SCHEDULE

DATE	SITE	TIME (ET)	TV
Nov. 10	Columbus	7:00 p.m.	MSG
Dec. 27	MSG	7:00 p.m.	MSG 2
Jan. 13	Columbus	6:00 p.m.	MSG
Apr. 5	MSG	7:00 p.m.	MSG+

ALL-TIME RECORD

Overall	17-14-1-1 (36 pts)
Home Record	8-5-1-1 (18 pts)
Road Record	9-9-0-0 (18 pts)
Goals For	97
Goals Against	102
Shutouts	N/A

LONGEST RANGER STREAKS

Winning Streak	7, 1/16/2015 - 4/4/2016
Unbeaten/Point Streak	7, 1/16/2015 - 4/4/2016 (7-0-0)
Losing Streak	3, 10/11/2003 – 2/24/2007

GAME HIGHS

Goals For	7, 11/23/2009 (7-4)
Goals Against	6 (2x), last – 1/31/2017 (4-6)

FIRST TIME

First Game	2/12/2001 at Columbus (4-3)
First Game at MSG	1/14/2002 (2-2)
First Ranger Win	2/12/2001 at Columbus (4-3)

LAST TIME

Last Ranger win at MSG	11/6/2017 (5-3)
Last Ranger win at Columbus	2/13/2017 (3-2)
Last Blue Jacket win at MSG	3/20/2018 (5-3)
Last Blue Jacket win at Columbus	11/17/2017 (2-0)

PLAYOFFS

N/A

LAST RANGER TRADE WITH COLUMBUS

April 3, 2013 - Rangers acquired Derick Brassard, Derek Dorsett, John Moore, and a sixth-round pick in the 2014 NHL Entry Draft (later traded) in exchange for Marian Gaborik, Steven Delisle, and Blake Parlett.

2017-18 RANGERS VS. BLUE JACKETS

OVERALL RECORD: 1-3-0			AT NEW YORK: 1-1-0			AT COLUMBUS: 0-2-0	
	GP	W	L	OT	GF	GA	PTS
Rangers	4	1	3	0	9	13	2
Blue Jackets	4	3	1	0	13	9	6

DATE	RESULT/SITE	GOALTENDERS
Oct. 13	Rangers 1, Blue Jackets 3 at Columbus	Lundqvist, Bobrovsky
Nov. 6	Rangers 5, Blue Jackets 3 at MSG	Lundqvist, Bobrovsky
Nov. 17	Rangers 0, Blue Jackets 2 at Columbus	Lundqvist, Bobrovsky
Mar. 20	Rangers 3, Blue Jackets 5 at MSG	Lundqvist, Bobrovsky

Theo Fleury tallied his 1,000th career NHL point on October 29, 2001 against the Stars at MSG. Fleury notched two assists in the game to help the Rangers earn a 4-2 win.

DALLAS STARS

2018-19 REGULAR SEASON SCHEDULE

DATE	SITE	TIME (ET)	TV
Nov. 19	MSG	7:00 p.m.	MSG
Mar. 5	Dallas	8:30 p.m.	MSG

ALL-TIME RECORD*

Overall ..... 74-41-22-3 (173 pts)
Home Record ..... 39-19-11-2 (91 pts)
Road Record ..... 35-22-11-1 (82 pts)
Goals For 481
Goals Against 399
Shutouts ..... 11, last – 12/15/2016 (2-0; Lundqvist/Raanta**)

**Only combined shutout by two goaltenders in franchise history

LONGEST RANGER STREAKS

Winning Streak ..... 7, 3/17/1976 – 12/3/1977
Unbeaten/Point Streak ..... 11, 3/17/1976 – 3/19/1978 (9-0-2)
Losing Streak ..... 3 (3x), last – 11/25/2007 – 2/6/2009

GAME HIGHS

Goals For 11, 12/4/1976 (11-4)
Goals Against 10, 2/6/2009 (2-10)

FIRST TIME*

First Game ..... 11/19/1967 at MSG (5-2)
First Game at Minnesota 2/15/1968 (6-2)
First Ranger Win ..... 11/19/1967 at MSG (5-2)

LAST TIME

Last Ranger Win at MSG 1/5/2016 (6-2)
Last Ranger Win at Dallas 12/15/2016 (2-0)
Last Star Win at MSG ..... 12/11/2017 (2-1, SO)
Last Star Win at Dallas 2/5/2018 (2-1)

PLAYOFFS

N/A

LAST RANGER TRADE WITH DALLAS

June 14, 2006 – Rangers acquired a conditional pick in the 2008 NHL Entry Draft in exchange for Mike Green (conditions not met).

* Includes games against the Minnesota North Stars from 1967-68 – 1992-93

2017-18 RANGERS VS. STARS

OVERALL RECORD: 0-1-1 | AT NEW YORK: 0-0-1 | AT DALLAS: 0-1-0

	GP	W	L	OT	GF	GA	PTS
Rangers	2	0	1	1	2	4	1
Stars	2	2	0	0	4	2	4

DATE	RESULT/SITE	GOALTENDERS
Dec. 11	Rangers 1, Stars 2 (SO) at MSG	Pavelec, Lehtonen
Feb. 5	Rangers 1, Stars 2 at Dallas	Lundqvist, Bishop



Camille Henry scored 50 of his 256 career goals as a Ranger against Detroit, and he tied a single-game NHL record for power play goals by tallying four on March 13, 1954 against the Red Wings.

DETROIT RED WINGS

2018-19 REGULAR SEASON SCHEDULE

DATE	SITE	TIME (ET)	TV
Nov. 9	Detroit	7:30 p.m.	MSG
Mar. 7	Detroit	7:30 p.m.	MSG
Mar. 19	MSG	7:00 p.m.	MSG

ALL-TIME RECORD*

Overall ..... 220-262-103-5 (548 pts)
Home Record ..... 142-95-57-1 (342 pts)
Road Record ..... 78-167-46-4 (206 pts)
Goals For 1,614
Goals Against 1,787
Shutouts ..... 48, last – 1/22/2017 (1-0, OT; Lundqvist)

LONGEST RANGER STREAKS

Winning Streak ..... 8, 3/4/1941 – 2/26/1942
Unbeaten/Point Streak ..... 9, 1/29/1969 – 2/28/1970 (6-0-3)
Losing Streak ..... 7 (2x), last – 2/14/1999 – 12/21/2002

GAME HIGHS

Goals For 11, 1/25/1942 (11-2)
Goals Against 15, 1/23/1944 (0-15)

FIRST TIME*

First Game ..... 12/4/1926 at Detroit (0-1)
First Game at MSG 12/19/1926 (1-1)
First Ranger Win ..... 1/9/1927 at MSG (4-1)

LAST TIME

Last Ranger Win at MSG ..... 11/24/2017 (2-1, OT)
Last Ranger Win at Detroit 3/12/2017 (4-1)
Last Red Wing Win at MSG ..... 2/25/2018 (3-2, OT)
Last Red Wing Win at Detroit ..... 12/29/2017 (3-2, SO)

PLAYOFFS

Series 5 (1-4)
Overall 10-13-0
Goals For 49
Goals Against 57
Last Meeting ..... 1950, Stanley Cup Finals (L, 3-4)

LAST RANGER TRADE WITH DETROIT

October 21, 2017 – Rangers acquired Ryan Sproul in exchange for Matt Puempel.

* Includes games against the Detroit Cougars from 1926-27 – 1929-30 and the Detroit Falcons from 1930-31 – 1931-32

2017-18 RANGERS VS. RED WINGS

OVERALL RECORD: 1-0-2 | AT NEW YORK: 1-0-1 | AT DETROIT: 0-0-1

	GP	W	L	OT	GF	GA	PTS
Rangers	3	1	0	2	6	7	4
Red Wings	3	2	0	1	7	6	5

DATE	RESULT/SITE	GOALTENDERS
Nov. 24	Rangers 2, Red Wings 1 (OT) at MSG	Lundqvist, Howard
Dec. 29	Rangers 2, Red Wings 3 (SO) at Detroit	Lundqvist, Howard
Feb. 25	Rangers 2, Red Wings 3 (OT) at MSG	Lundqvist, Howard

Brian Leetch registered his first career NHL goal on March 24, 1988 against Edmonton at MSG. Leetch tallied 240 goals as a Ranger, which is the most by a defenseman in franchise history.

EDMONTON OILERS

2018-19 REGULAR SEASON SCHEDULE

DATE	SITE	TIME (ET)	TV
Oct. 13	MSG	1:00 p.m.	MSG
Mar. 11	Edmonton	9:00 p.m.	MSG

ALL-TIME RECORD

Overall ..... 33-30-9-2 (77 pts)
Home Record ..... 15-16-6-1 (37 pts)
Road Record ..... 18-14-3-1 (40 pts)
Goals For 260
Goals Against 252
Shutouts ..... 3, last – 12/14/2014 (2-0; Lundqvist)

LONGEST RANGER STREAKS

Winning Streak ..... 5, 12/15/2015 – present
Unbeaten/Point Streak ..... 8, 1/21/1997 – 11/7/2000 (4-0-4)
Losing Streak ..... 8, 10/28/1981 – 12/14/1983

GAME HIGHS

Goals For 10, 10/24/1979 (10-2)
Goals Against 10, 12/4/1988 (6-10)

FIRST TIME

First Game ..... 10/24/1979 at MSG (10-2)
First Game at Edmonton 1/11/1980 (6-2)
First Ranger Win ..... 10/24/1979 at MSG (10-2)

LAST TIME

Last Ranger Win at MSG 11/11/2017 (4-2)
Last Ranger Win at Edmonton 3/3/2018 (3-2)
Last Oiler Win at MSG 11/9/2014 (3-1)
Last Oiler Win at Edmonton 12/11/2015 (7-5)

PLAYOFFS

N/A

LAST RANGER TRADE WITH EDMONTON

March 1, 2017 – Rangers acquired Taylor Beck in exchange for Justin Fontaine.

2017-18 RANGERS VS. OILERS

OVERALL RECORD: 2-0-0 | AT NEW YORK: 1-0-0 | AT EDMONTON: 1-0-0

	GP	W	L	OT	GF	GA	PTS
Rangers	2	2	0	0	7	4	4
Oilers	2	0	2	0	4	7	0

DATE	RESULT/SITE	GOALTENDERS
Nov. 11	Rangers 4, Oilers 2 at MSG	Lundqvist, Talbot
Mar. 3	Rangers 3, Oilers 2 at Edmonton	Georgiev, Talbot

Sergei Zubov tallied two points, including an assist on the game-winning goal, in the Rangers' first all-time meeting against the Panthers, which was a 4-2 win on November 16, 1993.

FLORIDA PANTHERS

2018-19 REGULAR SEASON SCHEDULE			
DATE	SITE	TIME (ET)	TV
Oct. 23	MSG	7:00 p.m.	MSG
Nov. 17	MSG	7:00 p.m.	MSG
Dec. 8	Florida	7:00 p.m.	MSG 2

ALL-TIME RECORD	
Overall	52-30-6-7 (117 pts)
Home Record	26-15-4-2 (58 pts)
Road Record	26-15-2-5 (59 pts)
Goals For	284
Goals Against	228
Shutouts	9, last – 3/22/2011 (1-0, Lundqvist)

LONGEST RANGER STREAKS	
Winning Streak	7, 11/10/2013 - 11/21/2015
Unbeaten/Point Streak	8, 10/20/2003 – 3/24/2006 (5-0-1-2)
Losing Streak	3, 4/8/1996 – 10/6/1996

GAME HIGHS	
Goals For	7, 12/22/1996 (7-3)
Goals Against	6 (2x), last – 11/26/1999 (2-6)

FIRST TIME	
First Game	11/16/1993 at Florida (4-2)
First Game at MSG	1/3/1994 (3-2)
First Ranger Win	11/16/1993 at Florida (4-2)

LAST TIME	
Last Ranger Win at MSG	3/21/2016 (4-2)
Last Ranger Win at Florida	11/4/2017 (5-4, OT)
Last Panther Win at MSG	11/28/2017 (5-4)
Last Panther Win at Florida	3/10/2018 (4-3, SO)

PLAYOFFS	
Series	1 (1-0)
Overall	4-1-0
Goals For	13
Goals Against	10
Last Meeting	1997, Conference Quarterfinals (W, 4-1)

LAST RANGER TRADE WITH FLORIDA

November 8, 2016 – Rangers acquired Steven Kampfer and a conditional draft pick (conditions not met) in exchange for Dylan McIlrath.

2017-18 RANGERS VS. PANTHERS

OVERALL RECORD: 1-1-1			AT NEW YORK: 0-1-0			AT FLORIDA: 1-0-1
	GP	W	L	OT	GF	GA	PTS
Rangers	3	1	1	1	12	13	3
Panthers	3	2	0	1	13	12	5

DATE	RESULT/SITE	GOALTENDERS
Nov. 4	Rangers 5, Panthers 4 (OT) at Florida	Lundqvist, Luongo
Nov. 28	Rangers 4, Panthers 5 at MSG	Lundqvist/Pavelec, Reimer
Mar. 10	Rangers 3, Panthers 4 (SO) at Florida	Lundqvist, Luongo

Jean Ratelle is the Rangers' all-time leader in goals (25), assists (33), and points (58) against Los Angeles (42 games played). He tied single-game career-highs with four assists and five points in the Blueshirts' 8-0 win against the Kings on January 9, 1972 at MSG.

LOS ANGELES KINGS

2018-19 REGULAR SEASON SCHEDULE

DATE	SITE	TIME (ET)	TV
Oct. 28	Los Angeles	3:30 p.m.	MSG
Feb. 4	MSG	7:00 p.m.	MSG

ALL-TIME RECORD

Overall	70-46-16-3 (159 pts)
Home Record	39-20-6-1 (85 pts)
Road Record	31-26-10-2 (74 pts)
Goals For	494
Goals Against	417
Shutouts	8, last – 3/25/2017 (3-0; Raanta)

LONGEST RANGER STREAKS

Winning Streak	8, 3/7/1971 – 11/12/1972
Unbeaten/Point Streak	20, 2/8/1970 – 10/14/1973 (15-0-5)
Losing Streak	6, 1/28/1975 – 10/20/1976

GAME HIGHS

Goals For	9, 10/31/1990 (9-4)
Goals Against	7 (2x), last – 2/5/1985 (5-7)

FIRST TIME

First Game	10/31/1967 at Los Angeles (6-1)
First Game at MSG	12/3/1967 (4-2)
First Ranger Win	10/31/1967 at Los Angeles (6-1)

LAST TIME

Last Ranger Win at MSG	12/15/2017 (4-2)
Last Ranger Win at Los Angeles	3/25/2017 (3-0)
Last King Win at MSG	2/12/2016 (5-4, OT)
Last King Win at Los Angeles	1/21/2018 (4-2)

PLAYOFFS

Series	3 (2-1)
Overall	6-5-0
Goals For	42
Goals Against	29
Last Meeting	2014, Stanley Cup Final (L, 1-4)

LAST RANGER TRADE WITH LOS ANGELES

January 4, 2014 – Rangers acquired Daniel Carcillo in exchange for a seventh-round pick in the 2014 NHL Entry Draft (Spencer Watson).

2017-18 RANGERS VS. KINGS

OVERALL RECORD: 1-1-0 | AT NEW YORK: 1-0-0 | AT LOS ANGELES: 0-1-0

	GP	W	L	OT	GF	GA	PTS
Rangers	2	1	1	0	6	6	2
Kings	2	1	1	0	6	6	2

DATE	RESULT/SITE	GOALTENDERS
Dec. 15	Rangers 4, Kings 2 at MSG	Lundqvist, Quick
Jan. 21	Rangers 2, Kings 4 at Los Angeles	Lundqvist, Quick

Marian Gaborik is the only player who has recorded at least 40 goals in a season as a member of the Rangers and as a member of the Wild.

MINNESOTA WILD

2018-19 REGULAR SEASON SCHEDULE

DATE	SITE	TIME (ET)	TV
Feb. 21	MSG	7:00 p.m.	MSG
Mar. 16	Minnesota	8:00 p.m.	MSG

ALL-TIME RECORD

Overall	14-10-0-0 (28 pts)
Home Record	7-4-0-0 (14 pts)
Road Record	7-6-0-0 (14 pts)
Goals For	71
Goals Against	68
Shutouts	N/A

LONGEST RANGER STREAKS

Winning Streak	5, 11/15/2000 – 2/19/2003
Unbeaten/Point Streak	5, 11/15/2000 – 2/19/2003 (5-0-0)
Losing Streak	2 (2x), last - 2/13/2018 – present

GAME HIGHS

Goals For	5 (2x), last - 10/27/2014 (5-4)
Goals Against	7, 12/23/2016 (4-7)

FIRST TIME

First Game	11/15/2000 at Minnesota (3-2)
First Game at MSG	1/14/2001 (4-2)
First Ranger Win	11/15/2000 at Minnesota (3-2)

LAST TIME

Last Ranger Win at MSG	2/4/2016 (4-2)
Last Ranger Win at Minnesota	3/18/2017 (3-2)
Last Wild Win at MSG	2/23/2018 (4-1)
Last Wild Win at Minnesota	2/13/2018 (3-2)

PLAYOFFS

N/A

LAST RANGER TRADE WITH MINNESOTA

June 30, 2013 – Rangers acquired Justin Falk in exchange for Benn Ferriero and a sixth-round pick in the 2014 NHL Entry Draft (Chase Lang).

2017-18 RANGERS VS. WILD

OVERALL RECORD: 0-2-0 | AT NEW YORK: 0-1-0 | AT MINNESOTA: 0-1-0

	GP	W	L	OT	GF	GA	PTS
Rangers	2	0	2	0	3	7	0
Wild	2	2	0	0	7	3	4

DATE	RESULT/SITE	GOALTENDERS
Feb. 13	Rangers 2, Wild 3 at Minnesota	Lundqvist, Dubnyk
Feb. 23	Rangers 1, Wild 4 at MSG	Georgiev, Dubnyk

Vic Hadfield became the first Ranger to tally 50 goals in a season when he recorded two goals in the final game of the 1971-72 season on April 2, 1972 against Montreal at MSG.

MONTREAL CANADIENS

2018-19 REGULAR SEASON SCHEDULE			
DATE	SITE	TIME (ET)	TV
Nov. 6	MSG	7:00 p.m.	MSG
Dec. 1	Montreal	7:00 p.m.	MSG 2
Mar. 1	MSG	7:00 p.m.	MSG

ALL-TIME RECORD

Overall	195-332-94-5 (489 pts)
Home Record	129-127-54-2 (314 pts)
Road Record	66-205-40-3 (175 pts)
Goals For	1,616
Goals Against	2,103
Shutouts	28, last – 10/8/2017 (2-0; Lundqvist)

LONGEST RANGER STREAKS

Winning Streak	8, 12/16/1939 – 12/5/1940
Unbeaten/Point Streak	9, 11/23/1939 – 12/5/1940 (8-0-1)
Losing Streak	12, 12/17/1944 – 12/16/1945

GAME HIGHS

Goals For	10, 12/13/1992 (10-5)
Goals Against	11 (3x), last – 1/21/1960 (2-11)

FIRST TIME

First Game	11/27/1926 at Montreal (2-0)
First Game at MSG	1/6/1927 (1-0)
First Ranger Win	11/27/1926 at Montreal (2-0)

LAST TIME

Last Ranger Win at MSG	10/8/2017 (2-0)
Last Ranger Win at Montreal	3/26/2016 (5-2)
Last Canadien Win at MSG	3/4/2017 (4-1)
Last Canadien Win at Montreal	2/22/2018 (3-1)

PLAYOFFS

Series	16 (9-7)
Overall	33-38-2
Goals For	192
Goals Against	214
Last Meeting	2017, First Round (W, 4-2)

LAST RANGER TRADE WITH MONTREAL

November 30, 2017 – Rangers acquired Peter Holland in exchange for Adam Cracknell.

2017-18 RANGERS VS. CANADIENS

OVERALL RECORD: 1-2-0 | AT NEW YORK: 1-0-0 | AT MONTREAL: 0-2-0

	GP	W	L	OT	GF	GA	PTS
Rangers	3	1	2	0	7	8	2
Canadiens	3	2	1	0	8	7	4

DATE	RESULT/SITE	GOALTENDERS
Oct. 8	Rangers 2, Canadiens 0 at MSG	Lundqvist, Price
Oct. 28	Rangers 4, Canadiens 5 at Montreal	Pavelec, Price
Feb. 22	Rangers 1, Canadiens 3 at Montreal	Georgiev, Niemi

Wayne Gretzky tied a single-game franchise record with five assists during the Rangers' first all-time game in Nashville on February 15, 1999. The Blueshirts won the game, 7-4.

NASHVILLE PREDATORS

2018-19 REGULAR SEASON SCHEDULE

DATE	SITE	TIME (ET)	TV
Oct. 4	MSG	7:30 p.m.	MSG
Dec. 29	Nashville	8:00 p.m.	MSG 2

ALL-TIME RECORD

Overall ..... 14-9-1-2 (31 pts)
Home Record ..... 7-5-1-1 (16 pts)
Road Record ..... 7-4-0-1 (15 pts)
Goals For 74
Goals Against 61
Shutouts ..... 3, last – 11/23/2015 (3-0; Lundqvist)

LONGEST RANGER STREAKS

Winning Streak ..... 3 (3x), last – 12/17/2016 – 10/21/2017
Unbeaten/Point Streak ..... 4, 11/29/1998 – 12/23/2000 (3-0-1)
Losing Streak ..... 2 (2x), last – 12/10/2013 - 2/7/2015

GAME HIGHS

Goals For 7, 2/15/1999 (7-4)
Goals Against ..... 5 (3x), last – 2/3/2018 (2-5)

FIRST TIME

First Game ..... 11/29/1998 at MSG (5-1)
First Game at Nashville 2/15/1999 (7-4)
First Ranger Win ..... 11/29/1998 at MSG (5-1)

LAST TIME

Last Ranger Win at MSG 10/21/2017 (4-2)
Last Ranger Win at Nashville ..... 12/17/2016 (2-1, SO)
Last Predator Win at MSG 12/10/2013 (4-1)
Last Predator Win at Nashville 2/3/2018 (5-2)

PLAYOFFS

N/A

LAST RANGER TRADE WITH NASHVILLE

July 1, 2015 – Rangers acquired Magnus Hellberg in exchange for a sixth-round pick in the 2017 NHL Entry Draft (Pavel Koltygin).

2017-18 RANGERS VS. PREDATORS

OVERALL RECORD: 1-1-0 | AT NEW YORK: 1-0-0 | AT NASHVILLE: 0-1-0

	GP	W	L	OT	GF	GA	PTS
Rangers	2	1	1	0	6	7	2
Predators	2	1	1	0	7	6	2

DATE	RESULT/SITE	GOALTENDERS
Oct. 21	Rangers 4, Predators 2 at MSG	Lundqvist, Saros
Feb. 3	Rangers 2, Predators 5 at Nashville	Lundqvist, Rinne

Mark Messier's natural hat trick in Game 6 of the Eastern Conference Finals in 1994 against New Jersey was the first time a Ranger tallied three goals in one period of a playoff game in franchise history.

NEW JERSEY DEVILS

2018-19 REGULAR SEASON SCHEDULE			
DATE	SITE	TIME (ET)	TV
Jan. 31	New Jersey	7:00 p.m.	MSG
Feb. 23	MSG	1:00 p.m.	MSG
Mar. 9	MSG	7:00 p.m.	MSG
Apr. 1	New Jersey	7:00 p.m.	MSG 2

ALL-TIME RECORD*	
Overall	115-91-27-10 (267 pts)
Home Record	64-32-20-4 (152 pts)
Road Record	51-59-7-6 (115 pts)
Goals For	798
Goals Against	719
Shutouts	16, last – 12/11/2016 (5-0; Raanta)

LONGEST RANGER STREAKS	
Winning Streak	7, 10/25/2007 – 3/27/2008
Unbeaten/Point Streak	11, 2/22/2007 – 11/12/2008 (9-0-2)
Losing Streak	6, 10/16/1998 – 12/1/1999

GAME HIGHS	
Goals For	11, 10/25/1984 (11-2)
Goals Against	8 (3x), last – 12/12/2008 (5-8)

FIRST TIME*	
First Game	12/29/1974 at MSG (2-1)
First Game at Kansas City	1/8/1975 (6-1)
First Ranger Win	12/29/1974 at MSG (2-1)

LAST TIME	
Last Ranger Win at MSG	12/9/2017 (5-2)
Last Ranger Win at New Jersey	2/25/2017 (4-3, OT)
Last Devil Win at MSG	10/14/2017 (3-2)
Last Devil Win at New Jersey	4/3/2018 (5-2)

PLAYOFFS	
Series	6 (4-2)
Overall	18-16-0
Goals For	93
Goals Against	90
Last Meeting	2012, Conference Final (L, 2-4)

LAST RANGER TRADE WITH NEW JERSEY

February 22, 2018 – Rangers acquired Yegor Rykov and a second-round pick in the 2018 NHL Entry Draft (later traded) in exchange for Michael Grabner.

* Includes games against the Kansas City Scouts from 1974-75 – 1975-76 and the Colorado Rockies from 1976-77 – 1981-82

2017-18 RANGERS VS. DEVILS

OVERALL RECORD: 1-2-1 | AT NEW YORK: 1-1-0 | AT NEW JERSEY: 0-1-1

	GP	W	L	OT	GF	GA	PTS
Rangers	4	1	2	1	12	14	3
Devils	4	3	1	0	14	12	6

DATE	RESULT/SITE	GOALTENDERS
Oct. 14	Rangers 2, Devils 3 at MSG	Pavelec, Kinkaid
Dec. 9	Rangers 5, Devils 2 at MSG	Lundqvist, Kinkaid
Dec. 21	Rangers 3, Devils 4 (SO) at New Jersey	Lundqvist, Schneider
Apr. 3	Rangers 2, Devils 5 at New Jersey	Lundqvist, Kinkaid

The Rangers outscored the Islanders, 22-3, during a four-game sweep in the Eastern Conference Quarterfinals in 1994. The Rangers' plus-19 goal differential in the series is tied for the fourth-largest in one series in NHL history.

NEW YORK ISLANDERS

2018-19 REGULAR SEASON SCHEDULE

DATE	SITE	TIME (ET)	TV
Nov. 15	Brooklyn	7:00 p.m.	MSG
Nov. 21	MSG	7:00 p.m.	MSG 2
Jan. 10	MSG	7:00 p.m.	MSG
Jan. 12	Brooklyn	1:00 p.m.	MSG

ALL-TIME RECORD

Overall	125-113-19-9 (278 pts)
Home Record	71-45-11-6 (159 pts)
Road Record	54-68-8-3 (119 pts)
Goals For	878
Goals Against	861
Shutouts	14, last – 4/13/2013 (1-0, OT; Lundqvist)

LONGEST RANGER STREAKS

Winning Streak	7, 4/15/1998 – 10/11/1999
Unbeaten/Point Streak	11, 1/21/2003 – 10/19/2005 (8-0-3)
Losing Streak	5 (3x), last – 4/11/2006 – 1/9/2007

GAME HIGHS

Goals For	9 (3x), last – 2/14/1992 (9-2)
Goals Against	10 (3x), last – 11/17/1984 (4-10)

FIRST TIME

First Game	10/21/1972 at Long Island (2-1)
First Game at MSG	12/10/1972 (4-1)
First Ranger Win	10/21/1972 at Long Island (2-1)

LAST TIME

Last Ranger Win at MSG	10/13/2016 (5-3)
Last Ranger Win at Islanders*	3/10/2015 (2-1)
Last Islander Win at MSG	1/13/2018 (7-2)
Last Islander Win at Brooklyn	4/5/2018 (2-1)

PLAYOFFS

Series	8 (3-5)
Overall	19-20-0
Goals For	132
Goals Against	129
Last Meeting	1994, Conference Quarterfinals (W, 4-0)

LAST RANGER TRADE WITH ISLANDERS

May 25, 2010 – Rangers acquired Jyri Niemi in exchange for a sixth-round pick in the 2010 NHL Entry Draft (later traded).

*Game played at Nassau Coliseum in Uniondale, NY

2017-18 RANGERS VS. ISLANDERS

OVERALL RECORD: 0-3-1 | AT NEW YORK: 0-1-1 | AT BROOKLYN: 0-2-0

	GP	W	L	OT	GF	GA	PTS
Rangers	4	0	3	1	6	16	1
Islanders	4	4	0	0	16	6	8

DATE	RESULT/SITE	GOALTENDERS
Oct. 19	Rangers 3, Islanders 4 (SO) at MSG	Lundqvist, Halak
Jan. 13	Rangers 2, Islanders 7 at MSG	Pavelec/Lundqvist, Halak
Feb. 15	Rangers 0, Islanders 3 at Brooklyn	Lundqvist, Halak
Apr. 5	Rangers 1, Islanders 2 at Brooklyn	Pavelec, Halak

Mike Richter established a franchise record by extending his unbeaten streak to 20 games in a 6-3 win against Ottawa on December 19, 1993 at MSG. Richter posted a 17-0-3 record during the 20-game streak.

OTTAWA SENATORS

2018-19 REGULAR SEASON SCHEDULE			
DATE	SITE	TIME (ET)	TV
Nov. 26	MSG	7:00 p.m.	MSG
Nov. 29	Ottawa	7:30 p.m.	MSG
Apr. 3	MSG	7:30 p.m.	MSG+

ALL-TIME RECORD	
Overall	41-44-3-4 (89 pts)
Home Record	18-25-0-2 (38 pts)
Road Record	23-19-3-2 (51 pts)
Goals For	245
Goals Against	257
Shutouts	3, last – 11/19/2017 (3-0; Lundqvist)

LONGEST RANGER STREAKS	
Winning Streak	10, 10/24/1992 – 3/6/1995
Unbeaten/Point Streak	10, 10/24/1992 – 3/6/1995 (10-0-0)
Losing Streak	5 (2x), last – 12/29/2006 – 10/13/2007

GAME HIGHS	
Goals For	8, 3/18/2014 (8-4)
Goals Against	9, 1/24/2004 (1-9)

FIRST TIME	
First Game	10/24/1992 at Ottawa (3-2, OT)
First Game at MSG	1/6/1993 (6-2)
First Ranger Win	10/24/1992 at Ottawa (3-2, OT)

LAST TIME	
Last Ranger Win at MSG	11/19/2017 (3-0)
Last Ranger Win at Ottawa	11/14/2015 (2-1, SO)
Last Senator Win at MSG	11/27/2016 (2-0)
Last Senator Win at Ottawa	2/17/2018 (6-3)

PLAYOFFS	
Series	2 (1-1)
Overall	6-7-0
Goals For	34
Goals Against	32
Last Meeting	2017, Second Round (L, 2-4)

LAST RANGER TRADE WITH OTTAWA

June 22, 2018 – Rangers acquired a first-round pick in the 2018 NHL Entry Draft (K'Andre Miller) in exchange for a first-round pick in the 2018 NHL Entry Draft (Jacob Bernard-Docker) and a second-round pick in the 2018 NHL Entry Draft (Jonathan Tychonick).

2017-18 RANGERS VS. SENATORS

OVERALL RECORD: 1-2-0			AT NEW YORK: 1-0-0			AT OTTAWA: 0-2-0	
	GP	W	L	OT	GF	GA	PTS
Rangers	3	1	2	0	8	9	2
Senators	3	2	1	0	9	8	4

DATE	RESULT/SITE	GOALTENDERS
Nov. 19	Rangers 3, Senators 0 at MSG	Lundqvist, Anderson
Dec. 13	Rangers 2, Senators 3 at Ottawa	Lundqvist, Anderson
Feb. 17	Rangers 3, Senators 6 at Ottawa	Lundqvist/Halverson, Anderson

The last Rangers defenseman who has registered a hat trick in a regular season game is Reijo Ruotsalainen, who tallied three goals as the Blueshirts defeated Philadelphia, 5-2, on March 17, 1982 at MSG.

PHILADELPHIA FLYERS

2018-19 REGULAR SEASON SCHEDULE			
DATE	SITE	TIME (ET)	TV
Nov. 23	Philadelphia	1:00 p.m.	NBC
Dec. 23	MSG	7:00 p.m.	MSG
Jan. 29	MSG	7:30 p.m.	MSG
Mar. 31	Philadelphia	12:30 p.m.	NBC

ALL-TIME RECORD	
Overall	131-117-37-8 (307 pts)
Home Record	69-50-23-4 (165 pts)
Road Record	62-67-14-4 (142 pts)
Goals For	868
Goals Against	864
Shutouts	15, last – 11/28/2014 (3-0; Talbot)

LONGEST RANGER STREAKS	
Winning Streak	10, 11/28/1971 – 1/14/1973
Unbeaten/Point Streak	13, 11/28/1971 – 12/26/1973 (11-0-2)
Losing Streak	11, 3/17/1984 – 12/7/1985

GAME HIGHS	
Goals For	8 (3x), last – 10/26/1992 (8-4)
Goals Against	8 (3x), last – 3/29/1986 (2-8)

FIRST TIME	
First Game	11/16/1967 at Philadelphia (2-3)
First Game at MSG	2/18/1968 (3-1)
First Ranger Win	12/25/1967 at Philadelphia (3-1)

LAST TIME	
Last Ranger Win at MSG	1/16/2018 (5-1)
Last Ranger Win at Philadelphia	1/4/2017 (5-2)
Last Flyer Win at MSG	2/18/2018 (7-4)
Last Flyer Win at Philadelphia	4/7/2018 (5-0)

PLAYOFFS	
Series	11 (5-6)
Overall	24-30-0
Goals For	172
Goals Against	173
Last Meeting	2014, First Round (W, 4-3)

LAST RANGER TRADE WITH PHILADELPHIA

July 1, 2013 – Rangers acquired Danny Syvret in exchange for Kris Newbury.

2017-18 RANGERS VS. FLYERS

OVERALL RECORD: 1-3-0				AT NEW YORK: 1-1-0			AT PHILADELPHIA: 0-2-0
	GP	W	L	OT	GF	GA	PTS
Rangers	4	1	3	0	12	17	2
Flyers	4	3	1	0	17	12	6

DATE	RESULT/SITE	GOALTENDERS
Jan. 16	Rangers 5, Flyers 1 at MSG	Lundqvist, Elliott/Neuvirth
Feb. 18	Rangers 4, Flyers 7 at MSG	Lundqvist, Neuvirth/Lyon
Mar. 22	Rangers 3, Flyers 4 at Philadelphia	Georgiev, Lyon
Apr. 7	Rangers 0, Flyers 5 at Philadelphia	Lundqvist, Elliott

Tony Granato is the only Ranger in franchise history who tallied three hat tricks in his rookie season (1988-89). Two of Granato's three hat tricks during the season were against Pittsburgh (October 30, 1988 and January 14, 1989).

PITTSBURGH PENGUINS

2018-19 REGULAR SEASON SCHEDULE

DATE	SITE	TIME (ET)	TV
Jan. 2	MSG	7:00 p.m.	NBCSN
Feb. 17	Pittsburgh	12:30 p.m.	NBC
Mar. 25	MSG	7:00 p.m.	MSG
Apr. 6	Pittsburgh	7:00 p.m.	MSG

ALL-TIME RECORD

Overall	128-110-23-14 (293 pts)
Home Record	71-52-9-7 (158 pts)
Road Record	57-58-14-7 (135 pts)
Goals For	969
Goals Against	925
Shutouts	14, last - 2/10/2016 (3-0; Lundqvist)

LONGEST RANGER STREAKS

Winning Streak	5 (2x), last – 11/18/1973 – 11/24/1974
Unbeaten/Point Streak	12, 1/7/1970 – 10/30/1971 (8-0-4)
Losing Streak	7 (2x), last – 1/19/2012 – 3/16/2013

GAME HIGHS

Goals For	11, 11/25/1992 (11-3)
Goals Against	10, 4/9/1993 (4-10)

FIRST TIME

First Game	10/22/1967 at MSG (6-4)
First Game at Pittsburgh	12/2/1967 (4-1)
First Ranger Win	10/22/1967 at MSG (6-4)

LAST TIME

Last Ranger Win at MSG	3/14/2018 (4-3, OT)
Last Ranger Win at Pittsburgh	12/5/2017 (4-3)
Last Penguin Win at MSG	10/17/2017 (5-4, OT)
Last Penguin Win at Pittsburgh	1/14/2018 (5-2)

PLAYOFFS

Series	7 (2-5)
Overall	13-24-0
Goals For	93
Goals Against	122
Last Meeting	2016, First Round (L, 1-4)

LAST RANGER TRADE WITH PITTSBURGH

June 27, 2009 - Rangers acquired Chad Johnson in exchange for a fifth-round pick in the 2009 NHL Entry Draft (Andy Bathgate).

2017-18 RANGERS VS. PENGUINS

OVERALL RECORD: 2-1-1 | AT NEW YORK: 1-0-1 | AT PITTSBURGH: 1-1-0

	GP	W	L	OT	GF	GA	PTS
Rangers	4	2	1	1	14	16	5
Penguins	4	2	1	1	16	14	5

DATE	RESULT/SITE	GOALTENDERS
Oct. 17	Rangers 4, Penguins 5 (OT) at MSG	Lundqvist, Murray
Dec. 5	Rangers 4, Penguins 3 at Pittsburgh	Pavelec, Jarry
Jan. 14	Rangers 2, Penguins 5 at Pittsburgh	Lundqvist, Jarry
Mar. 14	Rangers 4, Penguins 3 (OT) at MSG	Georgiev, DeSmith

Adam Graves is the Rangers' all-time leader in goals (10) and points (18) against San Jose, and he established a single-game career-high with four assists on March 19, 1993 against the Sharks. Graves concluded his NHL career by playing two seasons with San Jose (2001-02 and 2002-03).

SAN JOSE SHARKS

2018-19 REGULAR SEASON SCHEDULE

DATE	SITE	TIME (ET)	TV
Oct. 11	MSG	7:00 p.m.	MSG
Oct. 30	San Jose	10:30 p.m.	MSG

ALL-TIME RECORD

Overall ..... 25-10-3-1 (54 pts)
Home Record ..... 12-5-1-0 (25 pts)
Road Record ..... 13-5-2-1 (29 pts)
Goals For 140
Goals Against 109
Shutouts ..... 3, last – 10/19/2015 (4-0; Raanta)

LONGEST RANGER STREAKS

Winning Streak ..... 7, 1/25/1994 – 3/11/1998
Unbeaten/Point Streak ..... 15, 12/16/1991 – 1/4/1999 (13-0-2)
Losing Streak ..... 4, 10/19/1999 – 10/22/2001

GAME HIGHS

Goals For ..... 8 (2x), last – 1/25/1994 (8-3)
Goals Against 9, 10/8/2013 (2-9)

FIRST TIME

First Game ..... 12/16/1991 at MSG (4-3, OT)
First Game at San Jose 1/28/1992 (4-2)
First Ranger Win ..... 12/16/1991 at MSG (4-3, OT)

LAST TIME

Last Ranger Win at MSG 10/17/2016 (7-4)
Last Ranger Win at San Jose 1/25/2018 (6-5)
Last Shark Win at MSG 10/23/2017 (4-1)
Last Shark Win at San Jose ..... 3/28/2017 (5-4, OT)

PLAYOFFS

N/A

LAST RANGER TRADE WITH SAN JOSE

June 24, 2017 – Rangers acquired a fourth-round pick in the 2017 NHL Entry Draft (Brandon Crawley) and a sixth-round pick in the 2017 NHL Entry Draft (Morgan Barron) in exchange for a fourth-round pick in the 2017 NHL Entry Draft (Scott Reedy).

2017-18 RANGERS VS. SHARKS

OVERALL RECORD: 1-1-0 | AT NEW YORK: 1-0-0 | AT SAN JOSE: 0-1-0

	GP	W	L	OT	GF	GA	PTS
Rangers	2	1	1	0	7	9	2
Sharks	2	1	1	0	9	7	2

DATE	RESULT/SITE	GOALTENDERS
Oct. 23	Rangers 1, Sharks 4 at MSG	Lundqvist, Jones
Jan. 25	Rangers 6, Sharks 5 at San Jose	Pavelec, Dell

Walt Tkaczuk is the Rangers' all-time leader in several categories against the Blues, including games played (61), assists (36), points (50), and plus/minus rating (plus-25).

ST. LOUIS BLUES

2018-19 REGULAR SEASON SCHEDULE

DATE	SITE	TIME (ET)	TV
Dec. 31	St. Louis	7:00 p.m.	MSG
Mar. 29	MSG	7:00 p.m.	MSG

ALL-TIME RECORD

Overall ..... 79-44-16-2 (176 pts)
Home Record ..... 47-14-6-1 (101 pts)
Road Record ..... 32-30-10-1 (75 pts)
Goals For 492
Goals Against 381
Shutouts ..... 12, last – 11/1/2016 (5-0; Lundqvist)

LONGEST RANGER STREAKS

Winning Streak ..... 7 (2x), last – 3/27/1987 – 3/20/1989
Unbeaten/Point Streak ..... 10, 12/8/1976 – 1/9/1979 (8-0-2)
Losing Streak ..... 4 (2x), last – 2/16/09 – 11/7/10

GAME HIGHS

Goals For 9, 1/5/1972 (9-1)
Goals Against ..... 7 (2x), last – 10/29/1986 (2-7)

FIRST TIME

First Game ..... 11/26/1967 at MSG (1-0)
First Game at St. Louis 1/13/1968 (3-1)
First Ranger Win ..... 11/26/1967 at MSG (1-0)

LAST TIME

Last Ranger Win at MSG 11/1/2016 (5-0)
Last Ranger Win at St. Louis 2/25/2016 (2-1)
Last Blue Win at MSG 10/10/2017 (3-1)
Last Blue Win at St. Louis ..... 3/17/2018 (4-3, OT)

PLAYOFFS

Series 1 (1-0)
Overall 4-2-0
Goals For 29
Goals Against 22
Last Meeting ..... 1981, Quarterfinals (W, 4-2)

LAST RANGER TRADE WITH ST. LOUIS

June 25, 2011 – Rangers acquired a third-round pick in the 2011 NHL Entry Draft (Steven Fogarty) in exchange for Evgeny Grachev.

2017-18 RANGERS VS. BLUES

OVERALL RECORD: 0-1-1			AT NEW YORK: 0-1-0			AT ST. LOUIS: 0-0-1	
	GP	W	L	OT	GF	GA	PTS
Rangers	2	0	1	1	4	7	1
Blues	2	2	0	0	7	4	4

DATE	RESULT/SITE	GOALTENDERS
Oct. 10	Rangers 1, Blues 3 at MSG	Lundqvist, Hutton
Mar. 17	Rangers 3, Blues 4 (OT) at St. Louis	Georgiev, Allen

2018 Hockey Hall of Fame inductee Martin St. Louis, who is Tampa Bay's all-time points leader, played two seasons with the Rangers (2013-14 and 2014-15) and helped the Blueshirts advance to the Stanley Cup Final in 2014.

TAMPA BAY LIGHTNING

2018-19 REGULAR SEASON SCHEDULE

DATE	SITE	TIME (ET)	TV
Dec. 10	Tampa Bay	7:30 p.m.	MSG
Feb. 2	MSG	8:00 p.m.	NBC
Feb. 27	MSG	7:30 p.m.	NBCSN

ALL-TIME RECORD

Overall	48-38-5-7 (108 pts)
Home Record	26-18-2-4 (58 pts)
Road Record	22-20-3-3 (50 pts)
Goals For	306
Goals Against	290
Shutouts	5, last – 3/6/2017 (1-0, OT; Raanta)

LONGEST RANGER STREAKS

Winning Streak	4 (2x), last – 12/30/2015 – 3/6/2017
Unbeaten/Point Streak	7 (2x), last – 12/3/2011 – 2/28/2013 (5-0-2)
Losing Streak	7, 3/7/1996 – 4/11/1997

GAME HIGHS

Goals For	10, 11/10/1998 (10-2)
Goals Against	7, 3/30/2018 (3-7)

FIRST TIME

First Game	11/9/1992 at MSG (1-5)
First Game at Tampa Bay	12/11/1992 (5-4)
First Ranger Win	12/9/1992 at MSG (6-5)

LAST TIME

Last Ranger Win at MSG	10/30/2016 (6-1)
Last Ranger Win at Tampa Bay	11/2/2017 (2-1, OT)
Last Lightning Win at MSG	3/30/2018 (7-3)
Last Lightning Win at Tampa Bay	3/8/2018 (5-3)

PLAYOFFS

Series	1 (0-1)
Overall	3-4-0
Goals For	21
Goals Against	21
Last Meeting	2015, Conference Final (L, 3-4)

LAST RANGER TRADE WITH TAMPA BAY

February 26, 2018 – Rangers acquired Vladislav Namestnikov, Libor Hajek, Brett Howden, a first-round pick in the 2018 NHL Entry Draft (Nils Lundkvist), and a conditional first-round pick in the 2019 NHL Entry Draft in exchange for Ryan McDonagh and J.T. Miller.

2017-18 RANGERS VS. LIGHTNING

OVERALL RECORD: 1-2-0 | AT NEW YORK: 0-1-0 | AT TAMPA BAY: 1-1-0

	GP	W	L	OT	GF	GA	PTS
Rangers	3	1	2	0	8	13	2
Lightning	3	2	0	1	13	8	5

DATE	RESULT/SITE	GOALTENDERS
Nov. 2	Rangers 2, Lightning 1 (OT) at Tampa Bay	Lundqvist, Vasilevskiy
Mar. 8	Rangers 3, Lightning 5 at Tampa Bay	Lundqvist/Georgiev, Vasilevskiy
Mar. 30	Rangers 3, Lightning 7 at MSG	Pavelec, Domingue

The Rangers clinched the Presidents' Trophy for having the best regular season record during the 1993-94 season by defeating Toronto, 5-3, on April 8, 1994 at MSG. Alexei Kovalev registered two goals in the contest.

TORONTO MAPLE LEAFS

2018-19 REGULAR SEASON SCHEDULE			
DATE	SITE	TIME (ET)	TV
Dec. 22	Toronto	7:00 p.m.	MSG
Feb. 10	MSG	7:00 p.m.	NBCSN
Mar. 23	Toronto	7:00 p.m.	MSG

ALL-TIME RECORD	
Overall	230-279-95-7 (562 pts)
Home Record	132-115-56-4 (324 pts)
Road Record	98-164-39-3 (238 pts)
Goals For	1,765
Goals Against	1,937
Shutouts	36, last – 1/14/2012 (3-0; Biron)

LONGEST RANGER STREAKS	
Winning Streak	8, 12/4/1993 – 2/26/1998
Unbeaten/Point Streak	10, 12/4/1993 – 12/7/1998 (9-0-1)
Losing Streak	7 (3x), last – 11/25/1961 – 2/17/1962

GAME HIGHS	
Goals For	8 (7x), last – 3/14/1990 (8-2)
Goals Against	14, 3/16/1957 (1-14)

FIRST TIME	
First Game	11/20/1926 at Toronto (5-1)
First Game at MSG	1/13/1927 (1-1)
First Ranger Win	11/20/1926 at Toronto (5-1)

LAST TIME	
Last Ranger Win at MSG	11/15/2015 (4-3)
Last Ranger Win at Toronto	2/23/2017 (2-1, SO)
Last Maple Leaf Win at MSG	2/1/2018 (4-0)
Last Maple Leaf Win at Toronto	10/7/2017 (8-5)

PLAYOFFS	
Series	8 (5-3)
Overall	19-16-0
Goals For	86
Goals Against	86
Last Meeting	1971, Quarterfinals (W, 4-2)

LAST RANGER TRADE WITH TORONTO

February 28, 2011 – Rangers acquired John Mitchell in exchange for a seventh-round pick in the 2012 NHL Entry Draft (Viktor Loov).

* The Maple Leafs franchise was called the Toronto St. Patricks for the first three all-time meetings against the Rangers. The franchise changed its name during the 1926-27 season.

2017-18 RANGERS VS. MAPLE LEAFS

OVERALL RECORD: 0-3-0			AT NEW YORK: 0-2-0		AT TORONTO: 0-1-0		
	GP	W	L	OT	GF	GA	PTS
Rangers	3	0	3	0	7	15	0
Maple Leafs	3	3	0	0	15	7	6

DATE	RESULT/SITE	GOALTENDERS
Oct. 7	Rangers 5, Maple Leafs 8 at Toronto	Lundqvist/Pavelec, Andersen
Dec. 23	Rangers 2, Maple Leafs 3 at MSG	Lundqvist, Andersen
Feb. 1	Rangers 0, Maple Leafs 4 at MSG	Lundqvist/Pavelec, McElhinney

Chris Kreider registered his first career NHL hat trick on November 30, 2013 against Vancouver at MSG. The Rangers won the contest, 5-2.

VANCOUVER CANUCKS

2018-19 REGULAR SEASON SCHEDULE

DATE	SITE	TIME (ET)	TV
Nov. 12	MSG	7:00 p.m.	MSG
Mar. 13	Vancouver	10:00 p.m.	MSG

ALL-TIME RECORD

Overall	80-32-8-1 (169 pts)
Home Record	42-14-5-1 (90 pts)
Road Record	38-18-3-0 (79 pts)
Goals For	493
Goals Against	346
Shutouts	5, last - 10/18/2011 (4-0; Lundqvist)

LONGEST RANGER STREAKS

Winning Streak	11, 1/17/1978 – 10/22/1980
Unbeaten/Point Streak	13, 10/16/1988 – 1/11/1993 (10-0-3)
Losing Streak	5, 10/2/1999 – 11/16/2002

GAME HIGHS

Goals For	9, 2/16/1974 (9-4)
Goals Against	7 (2x), last – 3/8/1983 (3-7)

FIRST TIME

First Game	12/6/1970 at MSG (4-1)
First Game at Vancouver	12/8/1970 (1-4)
First Ranger Win	12/6/1970 at MSG (4-1)

LAST TIME

Last Ranger Win at MSG	11/26/2017 (4-3, SO)
Last Ranger Win at Vancouver	2/28/2018 (6-5, OT)
Last Canuck Win at MSG	11/8/2016 (5-3)
Last Canuck Win at Vancouver	12/9/2015 (2-1)

PLAYOFFS

Series	1 (1-0)
Overall	4-3-0
Goals For	21
Goals Against	19
Last Meeting	1994, Stanley Cup Finals (W, 4-3)

LAST RANGER TRADE WITH VANCOUVER

January 8, 2016 - Rangers acquired Nicklas Jensen and a sixth-round pick in the 2017 NHL Entry Draft (Dominik Lakatos) in exchange for Emerson Etem.

2017-18 RANGERS VS. CANUCKS

OVERALL RECORD: 2-0-0 | AT NEW YORK: 1-0-0 | AT VANCOUVER: 1-0-0

	GP	W	L	OT	GF	GA	PTS
Rangers	2	2	0	0	10	8	4
Canucks	2	0	0	2	8	10	2

DATE	RESULT/SITE	GOALTENDERS
Nov. 26	Rangers 4, Canucks 3 (SO) at MSG	Lundqvist, Markstrom
Feb. 28	Rangers 6, Canucks 5 (OT) at Vancouver	Lundqvist, Markstrom/Nilsson

Mika Zibanejad tallied three points (one goal, two assists) in the third period to help the Rangers win their first all-time meeting against Vegas, 6-4, on October 31, 2017 at MSG.

VEGAS GOLDEN KNIGHTS

2018-19 REGULAR SEASON SCHEDULE

DATE	SITE	TIME (ET)	TV
Dec. 16	MSG	12:30 p.m.	MSG
Jan. 8	Vegas	10:00 p.m.	MSG+

ALL-TIME RECORD

Overall ..... 1-1-0-0 (2 pts)
Home Record ..... 1-0-0-0 (2 pts)
Road Record ..... 0-1-0-0 (0 pts)
Goals For 7
Goals Against 6
Shutouts ..... N/A

LONGEST RANGER STREAKS

Winning Streak 1, 10/31/2017
Unbeaten/Point Streak 1, 10/31/2017 (1-0-0)
Losing Streak ..... 1, 1/7/2018 – present

GAME HIGHS

Goals For 6, 10/31/2017 (6-4)
Goals Against 4, 10/31/2017 (6-4)

FIRST TIME

First Game ..... 10/31/2017 at MSG (6-4)
First Game at Vegas 1/7/2018 (1-2)
First Ranger Win ..... 10/31/2017 at MSG (6-4)

LAST TIME

Last Ranger Win at MSG 10/31/2017 (6-4)
Last Ranger Win at Vegas ..... N/A
Last Golden Knight Win at MSG ..... N/A
Last Golden Knight Win at Vegas 1/7/2018 (2-1)

PLAYOFFS

N/A

LAST RANGER TRADE WITH VEGAS

N/A

2017-18 RANGERS VS. GOLDEN KNIGHTS

OVERALL RECORD: 1-1-0 | AT NEW YORK: 1-0-0 | AT VEGAS: 0-1-0

	GP	W	L	OT	GF	GA	PTS
Rangers	2	1	1	0	7	6	2
Golden Knights	2	1	1	0	6	7	2

DATE	RESULT/SITE	GOALTENDERS
Oct. 31	Rangers 6, Golden Knights 4 at MSG	Lundqvist, Lagace
Jan. 7	Rangers 1, Golden Knights 2 at Vegas	Pavelec, Fleury

Henrik Lundqvist and Braden Holtby have started more winner-take-all games against each other than any other goaltender duo in NHL history (three; Game 7 of the Eastern Conference Semifinals in 2012, Game 7 of the Eastern Conference Quarterfinals in 2013, and Game 7 of the Second Round in 2015).

WASHINGTON CAPITALS

2018-19 REGULAR SEASON SCHEDULE

DATE	SITE	TIME (ET)	TV
Oct. 17	Washington	7:00 p.m.	NBCSN
Nov. 24	MSG	2:00 p.m.	MSG
Feb. 24	Washington	12:30 p.m.	MSG
Mar. 3	MSG	12:30 p.m.	NBC

ALL-TIME RECORD

Overall ..... 97-95-18-8 (220 pts)
Home Record ..... 53-43-9-4 (119 pts)
Road Record ..... 44-52-9-4 (101 pts)
Goals For 725
Goals Against 738
Shutouts ..... 10, last – 12/27/2017 (1-0, SO; Pavelec)

LONGEST RANGER STREAKS

Winning Streak ..... 4 (4x), last – 12/12/2010 – 11/25/2011
Unbeaten/Point Streak ..... 6, 12/30/2006 – 2/10/2008 (4-0-2)
Losing Streak ..... 5 (2x), last – 3/1/1987 – 1/8/1988

GAME HIGHS

Goals For ..... 11 (2x), last – 3/24/1978 (11-2)
Goals Against ..... 8 (4x), last – 12/4/1992 (4-8)

FIRST TIME

First Game ..... 10/9/1974 at MSG (6-3)
First Game at Washington 12/12/1974 (6-6)
First Ranger Win ..... 10/9/1974 at MSG (6-3)

LAST TIME

Last Ranger Win at MSG ..... 12/27/2017 (1-0, SO)
Last Ranger Win at Washington 10/22/2016 (4-2)
Last Capital Win at MSG 3/26/2018 (4-2)
Last Capital Win at Washington ..... 3/28/2018 (3-2, OT)

PLAYOFFS

Series 9 (5-4)
Overall 27-28-0
Goals For 134
Goals Against 144
Last Meeting ..... 2015, Second Round (W, 4-3)

LAST RANGER TRADE WITH WASHINGTON

February 9, 2018 – Rangers acquired John Albert in exchange for Adam Chapie.

2017-18 RANGERS VS. CAPITALS

OVERALL RECORD: 1-2-1 | AT NEW YORK: 1-1-0 | AT WASHINGTON: 0-1-1

	GP	W	L	OT	GF	GA	PTS
Rangers	4	1	2	1	7	11	3
Capitals	4	3	0	1	11	7	7

DATE	RESULT/SITE	GOALTENDERS
Dec. 8	Rangers 2, Capitals 4 at Washington	Lundqvist, Holtby
Dec. 27	Rangers 1, Capitals 0 (SO) at MSG	Pavelec, Grubauer
Mar. 26	Rangers 2, Capitals 4 at MSG	Georgiev/Pavelec, Grubauer
Mar. 28	Rangers 2, Capitals 3 (OT) at Washington	Lundqvist, Holtby

In the Rangers' first game in Winnipeg against the Thrashers/Jets franchise on October 24, 2011, Martin Biron made 27 saves to earn his first win as a Ranger. The Blueshirts defeated the Jets, 2-1.

WINNIPEG JETS

2018-19 REGULAR SEASON SCHEDULE			
DATE	SITE	TIME (ET)	TV
Dec. 2	MSG	6:00 p.m.	MSG
Feb. 12	Winnipeg	8:00 p.m.	MSG

ALL-TIME RECORD*	
Overall	29-21-1-10 (69 pts)
Home Record	11-13-1-6 (29 pts)
Road Record	18-8-0-4 (40 pts)
Goals For	172
Goals Against	169
Shutouts	6, last – 11/1/2014 (0-1, SO; Lundqvist)

LONGEST RANGER STREAKS	
Winning Streak	5, 10/17/1999 – 10/7/2000
Unbeaten/Point Streak	7, 3/9/2004 – 11/28/2006 (4-0-3)
Losing Streak	4, 3/22/2002 – 1/28/2003

GAME HIGHS	
Goals For	6 (5x), last – 11/24/2005 (6-3)
Goals Against	7 (2x), last – 11/28/2002 (4-7)

FIRST TIME*	
First Game	10/17/1999 at MSG (4-1)
First Game at Atlanta	1/24/2000 (6-3)
First Ranger Win	10/17/1999 at MSG (4-1)

LAST TIME	
Last Ranger Win at MSG	11/6/2016 (5-2)
Last Ranger Win at Winnipeg	2/11/2018 (3-1)
Last Jet Win at MSG	3/6/2018 (3-0)
Last Jet Win at Winnipeg	12/18/2015 (5-2)

PLAYOFFS	
Series	1 (1-0)
Overall	4-0-0
Goals For	17
Goals Against	6
Last Meeting	2007, Conference Quarterfinals (W, 4-0)

LAST RANGER TRADE WITH WINNIPEG

March 1, 2015 – Rangers acquired Carl Klingberg in exchange for Lee Stempniak.

*Includes games against the Atlanta Thrashers from 1999-00 – 2010-11

2017-18 RANGERS VS. JETS

OVERALL RECORD: 1-1-0			AT NEW YORK: 0-1-0			AT WINNIPEG: 1-0-0
	GP	W	L	OT	GF	GA	PTS
Rangers	2	1	1	0	3	4	2
Jets	2	1	1	0	4	3	2

DATE	RESULT/SITE	GOALTENDERS
Feb. 11	Rangers 3, Jets 1 at Winnipeg	Lundqvist, Hellebuyck
Mar. 6	Rangers 0, Jets 3 at MSG	Lundqvist, Mason

SALUTING
BRIAN LEETCH
RANGERS RECORD
616 ASSISTS
75TH SEASON
PRIDE
PASSION
TRADITION



CAREER RECORDS

ALL-TIME SCORING LIST

	PLAYER	GAMES PLAYED	GOALS	ASSISTS	POINTS	PIM
1.	Rod Gilbert (RW)	1,065	406	615	1,021	510
2.	Brian Leetch (D)	1,129	240	741	981	525
3.	Jean Ratelle (C)	861	336	481	817	192
4.	Andy Bathgate (RW)	719	272	457	729	444
5.	Mark Messier (C)	698	250	441	691	667
6.	Walt Tkaczuk (C)	945	227	451	678	556
7.	Ron Greschner (D)	981	179	431	610	1,226
8.	Steve Vickers (LW)	698	246	340	586	330
9.	Vic Hadfield (LW)	841	262	310	572	1,041
10.	Adam Graves (LW)	772	280	227	507	810
11.	Don Maloney (LW)	653	195	307	502	739
12.	Camille Henry (C)	637	256	222	478	72
13.	James Patrick (D)	671	104	363	467	541
14.	Dean Prentice (LW)	666	186	236	422	266
15.	Frank Boucher (C)	533	152	262	414	106
16.	Phil Esposito (C)	422	184	220	404	263
17.	Anders Hedberg (RW)	465	172	225	397	144
18.	Tomas Sandstrom (RW)	407	173	207	380	563
19.	Brad Park (D)	465	95	283	378	738
20.	Andy Hebenton (RW)	560	177	191	368	80
21.	Bryan Hextall Sr. (RW)	449	187	180	367	227
22.	Bill Cook (RW)	475	228	138	366	386
23.	Bill Fairbairn (RW)	536	138	224	362	161
24.	Phil Watson (RW)	547	128	233	361	491
25.	Derek Stepan (C)	515	128	232	360	130
26.	Petr Nedved (C)	478	149	202	351	312
27.	Harry Howell (D)	1,160	82	263	345	1,147
28.	Bob Nevin (RW)	505	168	174	342	105
29.	Ron Duguay (C)	499	164	176	340	370
30.	Lynn Patrick (LW)	455	145	191	336	240
31.	Alex Kovalev (RW)	492	142	188	330	533
32.	Phil Goyette (C)	396	98	231	329	49
33.	Don Raleigh (C)	535	101	219	320	96
34.	Jaromir Jagr (RW)	277	124	195	319	220
35.	Mark Pavelich (C)	341	133	185	318	326
36.	Pete Stemkowski (C)	496	113	204	317	379
37.	Reijo Ruotsalainen (D)	389	99	217	316	154
38.	Mats Zuccarello (RW)	463	102	213	315	191
39.	Mike Rogers (C)	316	117	191	308	142
40.	Kelly Kisio (C)	336	110	195	305	415
41.	Jim Neilson (D)	811	60	238	298	763
42.	Dave Maloney (D)	605	70	225	295	1,113
43.	Fred "Bun" Cook (LW)	433	154	141	295	450
44.	Mike Gartner (RW)	322	173	113	286	231
45.	Cecil Dillon (RW)	409	160	121	281	100
46.	Edgar Laprade (C)	500	108	172	280	42
47.	Bill Gadsby (D)	457	58	212	270	411
48.	Don Marshall (LW)	479	129	141	270	40
49.	Neil Colville (C)	465	100	166	266	213
50.	Earl Ingarfield (C)	527	122	142	264	187

ALL-TIME LEADERS

GAMES PLAYED	
PLAYER	**TOTAL**
Harry Howell (D)	1,160
Brian Leetch (D)	1,129
Rod Gilbert (RW)	1,065
Ron Greschner (D)	981
Walt Tkaczuk (C)	945
Jean Ratelle (C)	861
Vic Hadfield (LW)	841
Jim Neilson (D)	811
Dan Girardi (D)	788
Adam Graves (LW)	772
Marc Staal (D)	761

GOALS	
Rod Gilbert (RW)	406
Jean Ratelle (C)	336
Adam Graves (LW)	280
Andy Bathgate (RW)	272
Vic Hadfield (LW)	262
Camille Henry (C)	256
Mark Messier (C)	250
Steve Vickers (LW)	246
Brian Leetch (D)	240
Bill Cook (RW)	228
Walt Tkaczuk (C)	227
Don Maloney (LW)	195

ASSISTS	
Brian Leetch (D)	741
Rod Gilbert (RW)	615
Jean Ratelle (C)	481
Andy Bathgate (RW)	457
Walt Tkaczuk (C)	451
Mark Messier (C)	441
Ron Greschner (D)	431
James Patrick (D)	363
Steve Vickers (LW)	340
Vic Hadfield (LW)	310
Don Maloney (LW)	307
Brad Park (D)	283

PENALTY MINUTES	
Ron Greschner (D)	1,226
Jeff Beukeboom (D)	1,157
Harry Howell (D)	1,147
Dave Maloney (D)	1,113
Vic Hadfield (LW)	1,041
Nick Fotiu (LW)	970
Lou Fontinato (D)	940
Ching Johnson (D)	826
Adam Graves (LW)	810
Barry Beck (D)	775
Jim Neilson (D)	763
Don Maloney (LW)	739

GOALS BY A DEFENSEMAN	
Brian Leetch	240
Ron Greschner	179
James Patrick	104
Reijo Ruotsalainen	99
Brad Park	95
Harry Howell	82
Dave Maloney	70
Barry Beck	66
Jim Neilson	60
Bill Gadsby	58
Carol Vadnais	56
Ott Heller	54

ASSISTS BY A DEFENSEMAN	
PLAYER	**TOTAL**
Brian Leetch	741
Ron Greschner	431
James Patrick	363
Brad Park	283
Harry Howell	263
Jim Neilson	238
Dave Maloney	225
Reijo Ruotsalainen	217
Bill Gadsby	212
Rod Seiling	198
Carol Vadnais	190

POINTS BY A DEFENSEMAN	
Brian Leetch	981
Ron Greschner	610
James Patrick	467
Brad Park	378
Harry Howell	345
Reijo Ruotsalainen	316
Jim Neilson	298
Dave Maloney	295
Bill Gadsby	270
Rod Seiling	248
Carol Vadnais	246
Barry Beck	239

WINS	
Henrik Lundqvist	431
Mike Richter	301
Ed Giacomin	267
Gump Worsley	204
John Vanbiesbrouck	200
Dave Kerr	157
Chuck Rayner	123
Gilles Villemure	98
John Davidson	93

SHUTOUTS	
Henrik Lundqvist	63
Ed Giacomin	49
Dave Kerr	40
John Ross Roach	30
Mike Richter	24
Gump Worsley	24
Chuck Rayner	24
Lorne Chabot	21

APPEARANCES	
Henrik Lundqvist	805
Mike Richter	666
Gump Worsley	581
Ed Giacomin	539
John Vanbiesbrouck	449
Chuck Rayner	377
Dave Kerr	324

SAVES (FIRST TRACKED IN 1955-56)	
Henrik Lundqvist	21,169
Mike Richter	17,379
Gump Worsley	14,709
Ed Giacomin	13,692
John Vanbiesbrouck	11,733
John Davidson	5,638
Gilles Villemure	4,316
Glen Hanlon	3,728
Jacques Plante	3,232
Marcel Paille	3,113

SINGLE SEASON LEADERS

GOALS		
PLAYER	YEAR	TOTAL
Jaromir Jagr	2005-06	54
Adam Graves	1993-94	52
Vic Hadfield	1971-72	50
Mike Gartner	1990-91	49
Pierre Larouche	1983-84	48
Mark Messier	1995-96	47
Jean Ratelle	1971-72	46
Mike Gartner	1992-93	45
Rod Gilbert	1971-72	43
John Ogrodnick	1989-90	43
Phil Esposito	1978-79	42
Marian Gaborik	2009-10	42
Rick Nash	2014-15	42

ASSISTS		
Brian Leetch	1991-92	80
Sergei Zubov	1993-94	77
Brian Leetch	1990-91	72
Mark Messier	1991-92	72
Wayne Gretzky	1996-97	72
Brian Leetch	1995-96	70
Jaromir Jagr	2005-06	69
Wayne Gretzky	1997-98	67
Mark Messier	1992-93	66
Jaromir Jagr	2006-07	66
Mike Rogers	1981-82	65
Jean Ratelle	1971-72	63
Rod Gilbert	1974-75	61

POINTS		
Jaromir Jagr	2005-06	123
Jean Ratelle	1971-72	109
Mark Messier	1991-92	107
Vic Hadfield	1971-72	106
Mike Rogers	1981-82	103
Brian Leetch	1991-92	102
Mark Messier	1995-96	99
Rod Gilbert	1971-72	97
Rod Gilbert	1974-75	97
Wayne Gretzky	1996-97	97
Jaromir Jagr	2006-07	96
Jean Ratelle	1972-73	94
Jean Ratelle	1974-75	91
Mark Messier	1992-93	91

PENALTY MINUTES		
Troy Mallette	1989-90	305
Kris King	1989-90	286
Troy Mallette	1990-91	252
Tie Domi	1991-92	246
Barry Beck	1980-81	231
Chris Simon	2003-04	225
Kris King	1991-92	224
Michel Petit	1987-88	223
Jeff Beukeboom	1995-96	220
Theoren Fleury	2001-02	216

POWER PLAY GOALS		
Jaromir Jagr	2005-06	24
Vic Hadfield	1971-72	23
Marcel Dionne	1987-88	22
Mike Gartner	1990-91	22
Phil Esposito	1977-78	21
Adam Graves	1993-94	20
Camille Henry	1953-54	20
Camille Henry	1957-58	19
Pierre Larouche	1983-84	19
John Ogrodnick	1989-90	19

SHORTHANDED GOALS		
Theoren Fleury	2000-01	7
Cecil Dillon	1934-35	6
Don Maloney	1980-81	5
Mike Rogers	1982-83	5
Mike Gartner	1993-94	5
Mark Messier	1996-97	5
Brandon Prust	2010-11	5
11 tied with 4		

GOALS BY A ROOKIE		
Tony Granato	1988-89	36
Tony Amonte	1991-92	35
Mark Pavelich	1981-82	33
Bill Cook	1926-27	33
Don Murdoch	1976-77	32
Darren Turcotte	1989-90	32
Petr Prucha	2005-06	30
Steve Vickers	1972-73	30
Tomas Sandstrom	1984-85	29
Ulf Dahlen	1987-88	29

ASSISTS BY A ROOKIE		
PLAYER	YEAR	TOTAL
Brian Leetch	1988-89	48
Anders Hedberg	1978-79	45
Mark Pavelich	1981-82	43
Mike Ridley	1985-86	43
Mike Allison	1980-81	38
Reijo Ruotsalainen	1981-82	38
Ron Greschner	1974-75	37
Tony Amonte	1991-92	34
Brady Skjei	2016-17	34
Darren Turcotte	1989-90	34

POINTS BY A ROOKIE		
Mark Pavelich	1981-82	76
Brian Leetch	1988-89	71
Tony Amonte	1991-92	69
Darren Turcotte	1989-90	66
Mike Ridley	1985-86	65
Mike Allison	1980-81	64
Tony Granato	1988-89	63
Tomas Sandstrom	1984-85	58
Reijo Ruotsalainen	1981-82	56
Don Murdoch	1976-77	56
Bill Fairbairn	1969-70	56

GOALS BY A DEFENSEMAN		
Reijo Ruotsalainen	1984-85	28
Ron Greschner	1980-81	27
Brad Park	1973-74	25
Brad Park	1971-72	24
Ron Greschner	1977-78	24
Brian Leetch	1988-89	23
Brian Leetch	1993-94	23
Brian Leetch	1991-92	22
Ron Greschner	1979-80	21
Brian Leetch	2000-01	21

POINTS BY A DEFENSEMAN		
Brian Leetch	1991-92	102
Sergei Zubov	1993-94	89
Brian Leetch	1990-91	88
Brian Leetch	1995-96	85
Brad Park	1973-74	82
Brian Leetch	1993-94	79
Brian Leetch	2000-01	79
Brian Leetch	1996-97	78
Brad Park	1971-72	73
Reijo Ruotsalainen	1984-85	73
Ron Greschner	1977-78	72

WINS		
Mike Richter	1993-94	42
Henrik Lundqvist	2011-12	39
Henrik Lundqvist	2008-09	38
Ed Giacomin	1968-69	38
Henrik Lundqvist	2006-07	37
Henrik Lundqvist	2007-08	37
Ed Giacomin	1967-68	36
Henrik Lundqvist	2010-11	36
Henrik Lundqvist	2009-10	35
Ed Giacomin	1969-70	35
Henrik Lundqvist	2015-16	35
Mike Richter	1996-97	33
Henrik Lundqvist	2013-14	33

SHUTOUTS		
John Ross Roach	1928-29	13
Lorne Chabot	1927-28	11
Henrik Lundqvist	2010-11	11
Henrik Lundqvist	2007-08	10
Lorne Chabot	1926-27	10
John Ross Roach	1931-32	9
Ed Giacomin	1966-67	9
Henrik Lundqvist	2011-12	8
Dave Kerr	1935-36	8
Dave Kerr	1937-38	8
Dave Kerr	1939-40	8
Ed Giacomin	1967-68	8
Ed Giacomin	1970-71	8

APPEARANCES		
Henrik Lundqvist	2009-10	73
Henrik Lundqvist	2007-08	72
Mike Richter	1997-98	72
Johnny Bower	1953-54	70
Gump Worsley	1955-56	70
Ed Giacomin	1968-69	70
Ed Giacomin	1969-70	70
Henrik Lundqvist	2006-07	70
Henrik Lundqvist	2008-09	70
Chuck Rayner	1949-50	69

ALL-TIME SCORING STREAKS

LONGEST ALL-TIME POINT SCORING STREAKS

GAMES	PLAYER	DATE	TOTALS
17	Brian Leetch	Nov. 23 to Dec. 31, 1991	5 goals, 24 assists
16	Mike Rogers	Feb. 14 to Mar. 20, 1982	10 goals, 18 assists
15	Wayne Gretzky	Oct. 6 to Nov. 4, 1996	7 goals, 15 assists
15	Mark Messier	Feb. 5 to Mar. 7, 1992	7 goals, 17 assists
15	Walt Poddubny	Jan. 11 to Feb. 17, 1987	11 goals, 8 assists
14	Carey Wilson	Dec. 26 to Jan. 26, 1989	7 goals, 17 assists
14	Rod Gilbert	Oct. 7 to Nov. 8, 1972	11 goals, 12 assists
14	Theoren Fleury	Dec. 2 to Dec. 31, 2000	6 goals, 15 assists
14	Brian Leetch	Oct. 7 to Nov. 4, 1991	4 goals, 16 assists
14	Reijo Ruotsalainen	Feb. 5 to Mar. 7, 1985	9 goals, 11 assists
13	Scott Gomez	Dec. 6, to Jan. 2, 2008	4 goals, 15 assists
13	Jean Ratelle	Feb. 3 to Feb. 27, 1972	16 goals, 12 assists
13	Jean Ratelle	Mar. 5 to Mar. 30, 1969	12 goals, 10 assists
13	Walt Tkaczuk	Dec. 28 to Jan. 28, 1978	9 goals, 12 assists
13	Andy Bathgate	Dec. 9 to Jan. 5, 1963	12 goals, 6 assists
13	Rod Gilbert	Nov. 8 to Dec. 5, 1968	5 goals, 12 assists

LONGEST ALL-TIME GOAL SCORING STREAKS

GAMES	PLAYER	DATE	TOTALS
10	Andy Bathgate	Dec. 15 to Jan. 5, 1963	11 goals
8	Jean Ratelle	Feb. 12 to Feb. 23, 1972	12 goals
8	Jean Ratelle	Feb. 15 to Mar. 4, 1973	10 goals
8	Phil Esposito	Mar. 22 to Mar. 29, 1978	8 goals
7	Rod Gilbert	Jan. 25 to Feb. 7, 1976	12 goals
7	Pierre Larouche	Feb. 5 to Feb. 24, 1986	10 goals
7	Andy Bathgate	Nov. 8 to Nov. 23, 1958	9 goals
7	Mike Gartner	Mar. 12 to Mar. 27, 1990	8 goals
7	Eddie Johnstone	Mar. 14 to Mar. 28, 1982	8 goals
7	Mike Gartner	Jan. 30 to Feb. 13, 1991	7 goals
7	Rod Gilbert	Jan. 9 to Jan. 23, 1964	7 goals
7	Bryan Hextall	Feb. 25 to Mar. 16, 1941	7 goals

LONGEST ALL-TIME ASSIST STREAKS

GAMES	PLAYER	DATE	TOTALS
15	Brian Leetch	Nov. 29 to Dec. 31, 1991	23 assists
10	Rod Gilbert	Mar. 5 to Mar. 26, 1969	14 assists
9	Brian Leetch	Jan. 3 to Jan. 31, 1996	9 assists
9	Brian Leetch	Oct. 16 to Nov. 4, 1991	13 assists
9	Darren Turcotte	Oct. 8 to Oct. 25, 1990	11 assists
9	Jean Ratelle	Oct. 25 to Nov. 8, 1972	10 assists
9	Andy Bathgate	Dec. 18, 1955 to Jan. 11, 1956	9 assists
8	Wayne Gretzky	Jan. 20 to Feb. 4, 1998	9 assists
8	Theoren Fleury	Nov. 7 to Nov. 26, 1999	10 assists
8	Brian Leetch	Nov. 29 to Dec. 11, 1995	9 assists
8	Mark Messier	Apr. 12 to Apr. 26, 1995	19 assists
8	Don Maloney	Mar. 8 to Mar. 24, 1982	12 assists
8	Mark Messier	Feb. 12 to Feb 27, 1993	11 assists
8	Lynn Patrick	Jan. 1 to Jan. 21, 1943	11 assists
8	Mike Rogers	Mar. 4 to Mar. 20, 1982	10 assists
8	Babe Pratt	Jan. 6 to Feb. 1, 1942	10 assists
8	Earl Ingarfield	Jan. 22 to Feb. 5, 1961	8 assists
8	Ryan McDonagh	Oct. 17 to Nov. 1, 2016	9 assists

ALL-TIME REGULAR SEASON COACHING LEADERS

GAMES COACHED	
Emile Francis	654
Lester Patrick	604
Frank Boucher	527
Alain Vigneault	410
Tom Renney	327
John Tortorella	319
Phil Watson	295
Herb Brooks	285
Roger Neilson	280
Colin Campbell	269
Red Sullivan	196
John Muckler	185
Fred Shero	180
Ron Low	164
Michel Bergeron	158
Muzz Patrick	136
Alf Pike	123
John Ferguson	121
Bill Cook	117
Lynn Patrick	107
Ted Sator	99
Craig Patrick	95
Neil Colville	93
Glen Sather	90
Mike Keenan	84
Jean-Guy Talbot	80
Doug Harvey	70
Bryan Trottier	54
Phil Esposito	45
Ron Smith	44
Bernie Geoffrion	43
Larry Popein	41
Ron Stewart	39
Tom Webster	16

WINS	
Emile Francis	342
Lester Patrick	281
Alain Vigneault	226
Frank Boucher	181
John Tortorella	171
Tom Renney	164
Roger Neilson	141
Herb Brooks	131
Phil Watson	119
Colin Campbell	118
Fred Shero	82
Michel Bergeron	73
John Muckler	70
Ron Low	69
Red Sullivan	58
Mike Keenan	52
Muzz Patrick	43
John Ferguson	43
Ted Sator	41
Lynn Patrick	40
Craig Patrick	37
Alf Pike	36
Bill Cook	34
Glen Sather	33
Jean-Guy Talbot	30
Doug Harvey	26
Neil Colville	26
Phil Esposito	24
Bernie Geoffrion	22
Bryan Trottier	21
Larry Popein	18
Ron Stewart	15
Ron Smith	15
Tom Webster	5

POINTS PERCENTAGE (minimum 100 games coached)			
Emile Francis	.602	Phil Watson	.492
Alain Vigneault	.596	Ron Low	.463
John Tortorella	.583	John Muckler	.451
Tom Renney	.572	Lynn Patrick	.449
Roger Neilson	.566	John Ferguson	.434
Lester Patrick	.554	Frank Boucher	.422
Herb Brooks	.532	Muzz Patrick	.415
Fred Shero	.522	Bill Cook	.393
Michel Bergeron	.519	Red Sullivan	.385
Colin Campbell	.519	Alf Pike	.378

ALL-TIME REGULAR SEASON RECORDS

TEAM RECORDS: STREAKS

LONGEST WINNING STREAK: 10 (twice) last - 1972-73. Began 1/19 with 6-0 victory over California. Ended 2/11 with 2-2 tie against Montreal.
LONGEST HOME WINNING STREAK: 14 1939-40. Began 12/19 with 5-2 victory over Montreal. Ended 2/29 when defeated by Chicago, 2-1.
LONGEST ROAD WINNING STREAK: 7 (twice) last - 1978-79. Began 10/28 with a 2-1 victory over Montreal. Ended 12/2 when defeated by Toronto, 5-2.
LONGEST WINNING STREAK AT START OF SEASON: 5 (twice) last - 2008-09. Began 10/4 with 2-1 victory over Tampa Bay. Ended 10/15 when defeated by Buffalo, 3-1.
LONGEST HOME WINNING STREAK AT START OF SEASON: 8 1990-91. Began 10/8 with 6-3 victory over Minnesota. Ended 11/2 when defeated by Islanders, 3-2.
LONGEST ROAD WINNING STREAK AT START OF SEASON: 4 1931-32. Began 11/2 with 4-1 victory over Montreal. Ended 12/3 with 1-1 tie against Detroit.
LONGEST WINNING STREAK VS. A SINGLE TEAM: 15 Began 11/23/29 with 5-3 victory over Pittsburgh. Ended 2/22/31 with 6-1 victory over Philadelphia. (Pittsburgh moved to Philadelphia prior to the 1930-31 season and subsequently folded following that season).
LONGEST HOME WINNING STREAK VS. A SINGLE TEAM: 15 Began 1/5/11 with a 2-1 victory over Carolina.
LONGEST ROAD WINNING STREAK VS. A SINGLE TEAM: 8 (twice) last - Began 3/20/73 with a 6-1 victory over Minnesota. Ended 11/15/75 when defeated at Minnesota, 5-3.
LONGEST UNDEFEATED STREAK: 19 1939-40. (14-0-5-0) Began 11/23 with 1-1 tie against Montreal. Ended 1/14 when defeated by Chicago, 2-1. (Rangers then won next five games for overall record of 24 victories or ties in 25 games).
LONGEST HOME UNDEFEATED STREAK: 26 (19-0-7-0) Began 3/29/70, with a 4-1 victory over Montreal. Ended 2/3/71, when defeated by Chicago, 4-2. (The streak covered the final two games of the 1969-70 season and the first 24 games of the 1970-71 season).
LONGEST ROAD UNDEFEATED STREAK: 11 1939-40. (6-0-5-0) Began 11/5 with 1-1 tie against Detroit. Ended 1/14 when defeated by Chicago, 2-1.
LONGEST UNDEFEATED STREAK AT START OF SEASON: 5 (three times) last - 2008-09. Began 10/4 with 2-1 victory over Tampa Bay. Ended 10/15 when defeated by Buffalo, 3-1.
LONGEST HOME UNDEFEATED STREAK AT START OF SEASON: 24 (17-0-7-0) Began 10/14/70 with 3-0 victory over Buffalo. Ended 2/3/71 when defeated by Chicago, 4-2.
LONGEST ROAD UNDEFEATED STREAK AT START OF SEASON: 11 (6-0-5-0) Began 11/5/39 with 1-1 tie at Detroit. Ended 1/14/40 when defeated by Chicago, 2-1.
LONGEST UNDEFEATED STREAK VS. A SINGLE TEAM: 20 (15-0-5-0) Began 2/8/70 with 5-1 victory over Los Angeles. Ended 11/1/73 when defeated at Los Angeles, 2-1.
LONGEST HOME UNDEFEATED STREAK VS. A SINGLE TEAM: 30 (27-0-3-0) Began 2/8/69 with 2-0 victory over St. Louis. Ended 10/15/80 when defeated by St. Louis, 2-1.
LONGEST ROAD UNDEFEATED STREAK VS. A SINGLE TEAM: 17 (11-0-6-0) Began 2/25/55 with 2-2 tie at Chicago. Ended 11/3/57 with a 3-2 victory at Chicago.
LONGEST TIE STREAK: 4 (twice) last - 1997-98. Began 10/3 with 2-2 tie against Islanders. Ended 10/11 with 6-3 victory at Vancouver.
LONGEST HOME TIE STREAK: 3 1969-70. Began 11/29 with 2-2 tie against Philadelphia. Ended 12/7 with 6-3 victory over Montreal.
LONGEST ROAD TIE STREAK: 3 1929-30. Began 3/1 with 3-3 tie at Toronto. Ended 3/8 when defeated at Montreal, 6-0.
LONGEST TIE STREAK VS. A SINGLE TEAM: 7 Began 2/9/69 with 3-3 tie against Philadelphia. Ended 11/25/70 when defeated at Philadelphia, 3-1.

During the 2005-06 season, the NHL instituted the shootout to follow a scoreless five-minute overtime to eliminate ties. The winning team in the shootout gains two points and a win in the standings, while the losing team receives one point, recorded as an "OT" in the standings.

TEAM RECORDS: STREAKS (CONT'D)

LONGEST LOSING STREAK: 11 1943-44. Began 10/30 when defeated by Toronto, 5-2. Ended 11/28 with 2-2 tie against Montreal.
LONGEST HOME LOSING STREAK: 7 (twice) last - 1992-93. Began 3/24 when defeated by Philadelphia, 5-4, and continued through end of regular season when defeated by Washington, 2-0, on 4/14.
LONGEST ROAD LOSING STREAK: 10 (twice) last - 1960-61. Began 2/8 when defeated by Toronto, 5-3 and continued through the end of the 1960-61 season.
LONGEST LOSING STREAK AT START OF SEASON: 11 1943-44. Began 10/30 when defeated by Toronto, 5-2. Ended 11/28 with 2-2 tie against Montreal.
LONGEST HOME LOSING STREAK AT START OF SEASON: 5 1943-44. Began 11/6 when defeated by Chicago, 4-3. Ended 11/28 with 2-2 tie against Montreal Canadiens.
LONGEST ROAD LOSING STREAK AT START OF SEASON: 10 1943-44. Began 10/30 when defeated by Toronto, 5-2. Ended 12/25 with 5-3 victory over Toronto.
LONGEST LOSING STREAK VS. A SINGLE TEAM: 12 Began 12/17/44 when defeated by Montreal Canadiens, 4-1. Ended 12/31/45 with 0-0 tie against Montreal Canadiens.
LONGEST HOME LOSING STREAK VS. A SINGLE TEAM: 11 Began 1/9/44 when defeated by Montreal Canadiens, 6-5. Ended 12/31/45 with 0-0 tie against Montreal Canadiens.
LONGEST ROAD LOSING STREAK VS. A SINGLE TEAM: 21 Began 2/6/54 when defeated by Montreal Canadiens, 4-3. Ended 2/16/57 with 2-1 victory at Montreal Canadiens.
LONGEST WINLESS STREAK: 21 1943-44. (0-17-4-0) Began 1/23 when defeated by Detroit, 15-0. Ended 11/11 with 5-3 victory over Detroit.
LONGEST HOME WINLESS STREAK: 10 1943-44. (0-7-3-0). Began 1/30 when defeated by Montreal, 5-3 and continued through the end of the 1943-44 season.
LONGEST ROAD WINLESS STREAK: 16 1952-53. (0-12-4-0) Began 10/9 when defeated by Detroit, 5-3. Ended 12/25 with 2-1 victory over Boston.
LONGEST WINLESS STREAK AT START OF SEASON: 15 1943-44. (0-14-1-0) Began 10/30 when defeated by Toronto, 5-2. Ended 12/12 with 6-4 victory over Boston.
LONGEST HOME WINLESS STREAK AT START OF SEASON: 6 (three times) last - 1950-51. (0-3-3-0) Began 10/25 with 1-1 tie against Boston. Ended 11/22 with 3-2 victory over Montreal Canadiens.
LONGEST ROAD WINLESS STREAK AT START OF SEASON: 16 1952-53. (0-12-4-0) Began 10/9 when defeated by Detroit, 5-3. Ended 12/25 with 2-1 victory over Boston.
LONGEST WINLESS STREAK VS. A SINGLE TEAM: 23 (0-15-8-0) Began 2/17/97 with 2-2 tie against New Jersey. Ended 3/31/01 with a 4-3 victory at New Jersey.
LONGEST HOME WINLESS STREAK VS. A SINGLE TEAM: 15 (0-14-1-0) Began 3/4/43 when defeated by Montreal Canadiens, 7-2. Ended 3/17/46 with 8-5 victory over Montreal Canadiens.
LONGEST ROAD WINLESS STREAK VS. A SINGLE TEAM: 26 (0-22-4-0) Began 3/18/50 when defeated at Montreal Canadiens, 5-3. Ended 1/30/54 with 2-1 victory at Montreal Canadiens.
LONGEST SHUTOUT STREAK: 4 1927-28. Rangers were not scored upon for a total of 297 minutes and 42 seconds. Defeated Pittsburgh, 3-0; Chicago, 1-0; tied Detroit, 0-0 (10 minute overtime); defeated Toronto, 1-0. Streak started on 2/23 and ran until 2/28.
LONGEST SHUTOUTS AGAINST STREAK: 4 1927-28. Rangers failed to score for 341 minutes and 42 seconds. Tied by Ottawa, 0-0 (twice); defeated by Chicago, 3-0; defeated by Boston, 2-0. Streak ran 2/7 to 2/19.
LONGEST NON-SHUTOUT STREAK: 236 games. Began 12/20/89 with a 2-2 tie with Buffalo. Ended 12/15/92 when defeated by Calgary, 3-0 (Vernon).

TEAM RECORDS: SEASON

MOST VICTORIES: 53 2014-15 (82 games). **Home: 30** 1970-71 (39 games). **Road: 28** 2014-15 (41 games).
MOST LOSSES: 44 1984-85 (80-game schedule). **39** 1943-44 (50-game schedule). **Home: 17** 1943-44 (25 games), **19** 1964-65 (35 games). **Road: 26** 1975-76 (40 games), **26** 1984-85 (40 games).
MOST TIES (Minimum 70-game schedule): 21 1950-51 (70-game schedule). **Home: 13** 1954-55 (35 games).
Road: 11, 1950-51 (35 games).
MOST POINTS: 113 2014-15 (82 games). **Home: 67** 1970-71 (39 games). **Road: 58** 2014-15 (41 games).
MOST GOALS: 321 1991-92. **Home: 186** 1982-83 (40 games). **Road: 155** 1978-79, 1986-87 (40 games).
MOST ASSISTS: 540 1988-89.
MOST SCORING POINTS (Goals and Assists): **854** 1978-79.
MOST PENALTY MINUTES: 2,021 1989-90.

ALL-TIME REGULAR SEASON RECORDS

TEAM RECORDS: SEASON (CONT'D)

MOST POWER PLAY GOALS: 111 1987-88.
MOST SHORTHANDED GOALS: 20 1993-94.
MOST GOALS AGAINST: 345 1984-85 (80-game schedule). **Home: 156** 1986-87 (40 games). **Road: 197** 1975-76 (40 games).
MOST POWER PLAY GOALS ALLOWED: 89 1995-96.
MOST SHORTHANDED GOALS ALLOWED: 18 1992-93.
MOST SHUTOUTS: 13 1928-29 (44-game schedule). **Home: 8** 1928-29 (22 games). **Road: 7** 1926-27 (22 games).
MOST TIMES SHUTOUT: 10 1928-29 (44-game schedule). **Home: 5** 1930-31 (22 games), 1938-39 (24 games).
Road: 7 1952-53 (35 games).
MOST 20-GOAL SCORERS: 8 (four times) last - 1993-94.
MOST 30-GOAL SCORERS: 5 1991-92.
MOST 40-GOAL SCORERS: 3 1971-72.
MOST HAT TRICKS: 10 1986-87.
MOST PLAYERS USED: 50 2003-04.
MOST ROOKIES USED: 20 1943-44.
FEWEST VICTORIES: 6 1943-44 (50-game schedule). **Home: 4** 1943-44 (25 games). **Road: 2** 1943-44 (25 games).
FEWEST VICTORIES (Minimum 70-game schedule): 17 1952-53, 1954-55, 1959-60. **Home: 8** 1964-65 (35 games).
Road: 6 1950-51, 1952-53, 1965-66 (35 games).
FEWEST LOSSES: 11 1939-40 (48-game schedule). **Home: 2** 1970-71 (39 games). **Road: 7** 1928-29 (22 games), 1930-31 (22 games), 1939-40 (24 games).
FEWEST LOSSES (Minimum 70-game schedule): 17 1971-72. **Home: 2** 1970-71 (39 games).
Road: 10 1957-58 (35 games).
FEWEST TIES (Minimum 70-game schedule): 4 2001-02 (82-game schedule). **Home: 1** 1983-84 (40 games).
Road: 1 1991-92 & 1975-76 (40 games).
FEWEST POINTS: 17 1943-44 (50-game schedule). **Home: 12** 1943-44 (25 games). **Road: 5** 1943-44 (25 games).
FEWEST POINTS (Minimum 70-game schedule): 47 1965-66. **Home: 24** 1964-65 (35 games).
Road: 16 1965-66 (35 games).
FEWEST GOALS: 72 1928-29 (44-game schedule). **Home: 32** 1928-29 (22 games). **Road: 40** 1928-29 (22 games).
FEWEST GOALS (Minimum 70-game schedule): 150 1954-55. **Home: 86** 1954-55 (35 games).
Road: 63 1952-53 (35 games).
FEWEST ASSISTS: 45 1926-27 (44-game schedule).
FEWEST SCORING POINTS: 140 1926-27 (44-game schedule).
FEWEST PENALTY MINUTES: 253 1943-44 (50-game schedule).
FEWEST GOALS AGAINST: 65 1928-29 (44-game schedule). **Home: 21** 1928-29 (22 games). **Road: 41** 1926-27 (22 games).
FEWEST GOALS AGAINST (Minimum 70-game schedule): **177** 1970-71 (78 games). **Home: 71** 1970-71 (39 games).
Road: 91 1957-58 (35 games).
FEWEST SHUTOUTS: 0 (many times) last - 2000-2001.
FEWEST TIMES SHUT OUT: 0 (many times) last - 1993-94.

TEAM RECORDS: GAME

GREATEST WINNING MARGIN: 11 Defeated California, 12-1, at Madison Square Garden on 11/21/71.
GREATEST WINNING MARGIN, Home: 11 Defeated California, 12-1, at Madison Square Garden on 11/21/71.
GREATEST WINNING MARGIN, Road: 9 Defeated New Jersey, 11-2, at New Jersey on 10/25/84.
GREATEST LOSING MARGIN: 15 Defeated by Detroit, 15-0, at Detroit on 1/23/44.
GREATEST LOSING MARGIN, Home: 10 Defeated by Boston, 13-3, at Madison Square Garden on 1/2/44.
GREATEST LOSING MARGIN, Road: 15 Defeated by Detroit, 15-0, at Detroit on 1/23/44.
HIGHEST TIE SCORE: 7-7 Tied Minnesota, at Minnesota on 3/19/78. Tied Quebec, at Madison Square Garden on 3/22/81.
MOST GOALS: 12 Defeated California, 12-1, at Madison Square Garden on 11/21/71.
MOST GOALS, Home: 12 Defeated California, 12-1, at Madison Square Garden on 11/21/71.
MOST GOALS, Road: 11 (many times) last- Defeated Pittsburgh, 11-3, at Pittsburgh on 11/25/92.
MOST GOALS, Rangers and Opponents: 19 Defeated by Boston, 10-9, at Boston on 3/4/44.
MOST ASSISTS: 23 Defeated California, 12-1, at Madison Square Garden on 11/21/71.

ALL-TIME REGULAR SEASON RECORDS

TEAM RECORDS: GAME (CONT'D)

MOST POINTS: 35 Defeated California, 12-1, at Madison Square Garden on 11/21/71. Rangers had 12 goals and 23 assists.
MOST POINTS, RANGERS AND OPPONENTS: 46 Defeated by Boston, 10-9, at Boston on 3/4/44. Boston had 10 goals, 15 assists; Rangers had 9 goals, 12 assists.
MOST PENALTY MINUTES: 134 vs. Pittsburgh, at Madison Square Garden on 10/30/88.
MOST PENALTY MINUTES, RANGERS AND OPPONENTS: 292 vs. Pittsburgh, at Madison Square Garden on 10/30/88. Pittsburgh had 158 penalty minutes, Rangers had 134 penalty minutes.
MOST GOALS ALLOWED: 15 Defeated by Detroit, 15-0, at Detroit on 1/23/44.
MOST POWER PLAY GOALS: 6 Defeated Quebec, 6-4, at Madison Square Garden on 10/13/93.
MOST SHORTHANDED GOALS: 3 Defeated New Jersey, 6-2, at Madison Square Garden on 10/5/83.
MOST ROOKIES USED, ONE GAME: 9 (twice) Tied Toronto, 5-5, at Madison Square Garden on 3/21/90. Defeated Quebec, 7-4, at Quebec on 3/27/90.
FASTEST GOAL AT START OF GAME: 0:09. Ron Duguay, 4/6/80 at Philadelphia; Jim Wiemer, 3/27/85, at Buffalo.
FASTEST TWO GOALS: 0:04. (twice) Kris King at 19:45 and James Patrick at 19:49 of the third period, vs. NY Islanders on 10/9/91 at Madison Square Garden. Rangers won, 5-3. Martin St. Louis at 19:16 and Rick Nash at 19:20 of the second period, vs. San Jose on 10/19/14 at Madison Square Garden. Rangers won, 4-0.
FASTEST TWO GOALS, BY RANGERS AND OPPONENTS: 0:04. Chicago's Denis Savard at 19:23 and Mark Pavelich at 19:27 of the third period, on 2/24/82 at Madison Square Garden. Rangers won, 6-4.
FASTEST THREE GOALS: 0:28. Doug Sulliman at 7:52, Eddie Johnstone at 7:57 and Warren Miller at 8:20 of the first period, vs. Colorado on 1/14/80 at Madison Square Garden. Tie game, 6-6.
FASTEST THREE GOALS, OPPONENTS: 0:21. Chicago's Bill Mosienko scored all three goals at 6:09, 6:20 and 6:30 of the third period 2/23/52 at Madison Square Garden. Chicago won, 7-6.
FASTEST THREE GOALS, BY RANGERS AND OPPONENTS: 0:15. Mark Pavelich at 19:18, Ron Greschner at 19:27 and Minnesota's Willi Plett at 19:33 of the first period on 2/10/83 at Minnesota. Minnesota won, 7-5.
FASTEST FOUR GOALS: 1:38. Mark Pavelich at 15:53, Mike Rogers at 16:18, Ron Greschner at 16:51 and Mike Rogers at 17:31 of the first period vs. Edmonton on 2/15/85 at Madison Square Garden. Rangers won, 8-7.
FASTEST FOUR GOALS, OPPONENTS: 1:20. Boston's Bill Thoms at 6:34, Frank Mario at 7:08 and 7:27, and Ken Smith at 7:54 of the second period on 1/21/45 at Boston. Boston won, 14-3.
FASTEST FOUR GOALS, BY RANGERS AND OPPONENTS: 1:01. Doug Sulliman at 7:52, Eddie Johnstone at 7:57, Warren Miller at 8:20 and Colorado's Rob Ramage at 8:53 of the first period on 1/14/80 at Madison Square Garden. Tie game, 6-6.
FASTEST FIVE GOALS: 2:58. Carl Hagelin at 18:42, Brad Richards at 19:39, Ryane Clowe at 19:56 of the first period, Anton Stralman at 1:13 and Brad Richards at 1:40 of the second period on 4/19/13 at Buffalo. Rangers won, 8-4.
FASTEST FIVE GOALS, OPPONENTS: 2:55. Boston's Bobby Schmautz at 19:13 of the first period, Ken Hodge at 0:18, Phil Esposito at 0:43, Don Marcotte at 0:58 and John Bucyk at 2:08 of the second period on 12/19/74 at Boston. Boston won, 11-3.
MOST SHOTS ON GOAL: 65 vs. Detroit in a 9-5 win on 4/5/70.
FEWEST SHOTS ON GOAL: 9 at Detroit in a 2-0 loss on 12/11/55.

TEAM RECORDS: PERIOD

MOST GOALS: 8 in the third period against California, at Madison Square Garden on 11/21/71. Rangers won, 12-1.
MOST GOALS, HOME: 8 in the third period against California, at Madison Square Garden on 11/21/71. Rangers won, 12-1.
MOST GOALS, RANGERS AND OPPONENTS: 10 in the third period against the NY Americans, at Madison Square Garden on 3/16/39 (Rangers were the road team). Rangers - 7 goals, Americans - 3 goals. Rangers won, 11-5.
MOST ASSISTS: 15 in the third period against California, at Madison Square Garden on 11/21/71. Rangers won, 12-1.
MOST POINTS: 23 in the third period against California, at Madison Square Garden on 11/21/71. Rangers- 8 goals and 15 assists. Rangers won, 12-1.
MOST PENALTY MINUTES: 126 in the third period against Pittsburgh, at Madison Square Garden on 10/30/88.
MOST PENALTY MINUTES, RANGERS AND OPPONENTS: 272 in the third period against Pittsburgh, at Madison Square Garden on 10/30/88.

ALL-TIME REGULAR SEASON RECORDS

INDIVIDUAL RECORDS: CAREER

MOST GOALS: 406 Rod Gilbert.
MOST ASSISTS: 741 Brian Leetch.
MOST POINTS: 1,021 Rod Gilbert.
MOST PENALTY MINUTES: 1,226 Ron Greschner.
MOST HAT TRICKS: 9 Bill Cook.
MOST GAMES PLAYED: 1,160 Harry Howell.
MOST SEASONS: 18 Rod Gilbert, 1960-61 – 1977-78.
MOST CONSECUTIVE GAMES: 560 Andy Hebenton. Including playoff games (22), Hebenton appeared in 582 consecutive games with the Rangers (1955-56 – 1962-63).
MOST 20-GOAL SEASONS: 12 Rod Gilbert.
MOST 20-ASSIST SEASONS: 14 Brian Leetch.
MOST 30-POINT SEASONS: 15 Brian Leetch.
MOST 30-GOAL SEASONS: 6 Jean Ratelle.

INDIVIDUAL RECORDS: SEASON

MOST GOALS: 54 Jaromir Jagr, 2005-06.
MOST ASSISTS: 80 Brian Leetch, 1991-92.
MOST POINTS: 123 Jaromir Jagr, 2005-06.
MOST GOALS BY A CENTER: 48 Pierre Larouche, 1983-84.
MOST ASSISTS BY A CENTER: 72 (twice) Wayne Gretzky, 1996-97. Mark Messier, 1991-92.
MOST POINTS BY A CENTER: 109 Jean Ratelle, 1971-72.
MOST GOALS BY A LEFT WING: 52 Adam Graves, 1993-94.
MOST ASSISTS BY A LEFT WING: 56 Vic Hadfield, 1971-72.
MOST POINTS BY A LEFT WING: 106 Vic Hadfield, 1971-72.
MOST GOALS BY A RIGHT WING: 54 Jaromir Jagr, 2005-06.
MOST ASSISTS BY A RIGHT WING: 69 Jaromir Jagr, 2005-06.
MOST POINTS BY A RIGHT WING: 123 Jaromir Jagr, 2005-06.
MOST PENALTIES: 86 Michel Petit, 1987-88.
MOST PENALTY MINUTES: 305 Troy Mallette, 1989-90.
MOST POWER PLAY GOALS: 24 Jaromir Jagr, 2005-06.
MOST SHORTHANDED GOALS: 7 Theoren Fleury, 2000-01.
MOST SHOTS ON GOAL: 368 Jaromir Jagr, 2005-06.
HIGHEST SHOOTING PERCENTAGE: 29.6 Steve Vickers, 1979-80 (29 goals on 98 shots).
MOST GAME-WINNING GOALS: 9 Don Maloney, 1980-81; Mark Messier, 1996-97; Jaromir Jagr, 2005-06; Ryan Callahan, 2011-12; Brad Richards, 2011-12; Rick Nash, 2013-14.
MOST POINTS BY A LINE*: 302 Vic Hadfield (97)-Jean Ratelle (109)-Rod Gilbert (96) 1971-72.
MOST GOALS BY A LINE*: 133 Vic Hadfield (45)-Jean Ratelle (46)-Rod Gilbert (42) 1971-72.
MOST HAT TRICKS: 4 Tomas Sandstrom, 1986-87.
MOST CONSECUTIVE HAT TRICKS: 2 Steve Vickers scored hat tricks against Los Angeles on 11/12/72 and against Philadelphia on 11/15/72.
LONGEST CONSECUTIVE ASSIST SCORING STREAK: 15 Brian Leetch, 11/29/91 to 12/31/91 (23 assists during the streak).
LONGEST CONSECUTIVE POINT SCORING STREAK: 17 Brian Leetch, 11/23/91 to 12/31/91 (five goals and 24 assists during the streak).
FASTEST TWO GOALS: 0:08. Pierre Jarry scored at 11:03 and 11:11 of third period against California on 11/21/71 at Madison Square Garden. Don Maloney scored at 12:48 and 12:56 of third period against Philadelphia on 3/12/87 at Philadelphia.
FASTEST THREE GOALS: 2:30. Don Maloney scored at 16:41, 18:37 and 19:11 of second period on 2/21/81 against Washington at Madison Square Garden.
FASTEST THREE ASSISTS: 1:21. Don Raleigh tallied an assist at 5:23, 5:43 and 6:44 of first period on 11/16/47 against Montreal at Madison Square Garden.
LONGEST CONSECUTIVE GOAL SCORING STREAK: 10 Andy Bathgate. 12/15/62 to 1/5/63 (11 goals during streak).

* These records computed on basis of having at least two members of line on ice at time of each goal.

ALL-TIME REGULAR SEASON RECORDS

INDIVIDUAL RECORDS: GAME

MOST GOALS: 5 Don Murdoch, at Minnesota on 10/12/76; Mark Pavelich, against Hartford, at Madison Square Garden on 2/23/83.
MOST ASSISTS: 5 Walt Tkaczuk, at Pittsburgh on 2/12/72; Rod Gilbert, against Pittsburgh, at Madison Square Garden on 3/2/75, against Kansas City, at Madison Square Garden on 3/30/75, and at Colorado on 10/8/76; Don Maloney, at Quebec on 1/3/87; Brian Leetch, at Pittsburgh on 4/18/95; Wayne Gretzky, at Nashville on 2/15/99.
MOST POINTS: 7 Steve Vickers against Washington, at Madison Square Garden on 2/18/76. (Three goals and four assists).
MOST PENALTY MINUTES: 36 Chris Simon, at Toronto on 12/2/03.
MOST POWER PLAY GOALS: 4 Camille Henry, at Detroit on 3/13/54.
MOST SHORTHANDED GOALS: 2 Greg Polis, at Vancouver on 11/4/77; Ron Duguay, at Los Angeles on 1/22/80; Don Maloney, against Washington, at Madison Square Garden on 2/21/81, against New Jersey, at Madison Square Garden on 10/5/83 and at Calgary on 1/14/87.
MOST SHOTS ON GOAL: 16 Rod Gilbert, at Montreal on 2/24/68.

INDIVIDUAL RECORDS: PERIOD

MOST GOALS, ONE PERIOD: 3 (many times) last - Radek Dvorak in second period, at NY Islanders on 3/29/01.
MOST ASSISTS, ONE PERIOD: 4 Wayne Gretzky in second period against Ottawa, at Madison Square Garden on 1/4/97; Phil Goyette in first period, against Boston, at Madison Square Garden on 10/20/63.
MOST POINTS, ONE PERIOD: 5 Bill Cook in third period, against NY Americans at Madison Square Garden on 3/12/33 (3 goals and 2 assists).

INDIVIDUAL ROOKIE RECORDS: SEASON

MOST GOALS: 36 Tony Granato, 1988-89.
MOST ASSISTS: 48 Brian Leetch, 1988-89.
MOST POINTS: 76 Mark Pavelich, 1981-82.
MOST GOALS BY A DEFENSEMAN: 23 Brian Leetch, 1988-89.
MOST ASSISTS BY A DEFENSEMAN: 48 Brian Leetch, 1988-89.
MOST POINTS BY A DEFENSEMAN: 71 Brian Leetch, 1988-89.
LONGEST GOAL SCORING STREAK: 6 Petr Prucha, 12/3/05 to 12/13/05; Darren Turcotte, 2/21/90 to 3/3/90; Tony Granato 1/9/89 to 1/21/89.
MOST POWER PLAY GOALS: 16 Petr Prucha, 2005-06.
MOST SHORTHANDED GOALS: 4 Tony Granato, 1988-89.
MOST SHOTS: 268 Brian Leetch, 1988-89.
MOST HAT TRICKS: 3 Tony Granato, 1988-89.
MOST PENALTY MINUTES: 305 Troy Mallette, 1989-90.

INDIVIDUAL ROOKIE RECORDS: GAME

MOST GOALS: 5 Don Murdoch, at Minnesota on 10/12/76.
MOST ASSISTS: 4 Brad Park, against Pittsburgh, at Madison Square Garden on 2/2/69; Walt Tkaczuk, against Chicago, at Madison Square Garden on 2/26/69; Mark Heaslip, against Washington, at Madison Square Garden on 3/12/78; Brian Leetch, against Toronto, at Madison Square Garden on 2/17/89.
MOST POINTS: 5 Grant Warwick, 1/25/42 against Detroit at Madison Square Garden; Rick Middleton, 11/17/74 against California at Madison Square Garden; Don Murdoch, 10/12/76 at Minnesota; Brian Leetch, 2/17/89 against Toronto at Madison Square Garden.

INDIVIDUAL DEFENSEMAN RECORDS: CAREER

MOST GAMES: 1,160 Harry Howell.
MOST GOALS: 240 Brian Leetch.
MOST ASSISTS: 741 Brian Leetch.
MOST POINTS: 981 Brian Leetch.

INDIVIDUAL DEFENSEMAN RECORDS: SEASON

MOST GOALS: 28 Reijo Ruotsalainen, 1984-85.
MOST ASSISTS: 80 Brian Leetch, 1991-92.
MOST POINTS: 102 Brian Leetch, 1991-92.
MOST POWER PLAY GOALS: 17 Brian Leetch, 1993-94.
MOST SHORTHANDED GOALS: 3 (twice) Brian Leetch, 1988-89; Ryan McDonagh, 2013-14.
MOST SHOTS: 328 Brian Leetch, 1993-94.
MOST PENALTY MINUTES: 231 Barry Beck, 1980-81.
LONGEST CONSECUTIVE ASSIST STREAK: 15 Brian Leetch, 11/29/91 to 12/31/91 (23 assists during the streak).
LONGEST CONSECUTIVE POINT STREAK: 17 Brian Leetch, 11/23/91 to 12/31/91 (5 goals and 24 assists during the streak).

ALL-TIME REGULAR SEASON RECORDS

INDIVIDUAL DEFENSEMAN RECORDS: GAME

MOST GOALS: 3 (many times) last - Reijo Ruotsalainen, against Philadelphia at Madison Square Garden on 3/17/82.
MOST ASSISTS: 5 Brian Leetch, at Pittsburgh on 4/18/95.
MOST POINTS: 5 (twice) Brian Leetch, against Toronto at Madison Square Garden on 2/17/89 and at Pittsburgh on 4/18/95 .
MOST SHOTS: 13 Brian Leetch, against Washington at Madison Square Garden on 1/4/89.

INDIVIDUAL DEFENSEMAN RECORDS: PERIOD

MOST GOALS: 2 (many times) last - Ryan McDonagh, second period at San Jose on 1/25/18.

INDIVIDUAL GOALTENDER RECORDS: CAREER

MOST APPEARANCES: 805 Henrik Lundqvist.
MOST WINS: 431 Henrik Lundqvist.
MOST LOSSES: 275 Henrik Lundqvist.
MOST SHUTOUTS: 63 Henrik Lundqvist.
MOST MINUTES: 47,130:42 Henrik Lundqvist.
LOWEST GOALS AGAINST AVERAGE: (Min. 100 appearances) 2.07 Dave Kerr.
MOST ASSISTS: 25 John Vanbiesbrouck.
MOST PENALTY MINUTES: 212 John Vanbiesbrouck.

INDIVIDUAL GOALTENDER RECORDS: SEASON

MOST APPEARANCES: 73 Henrik Lundqvist, 2009-10.
MOST WINS: 42 Mike Richter, 1993-94.
MOST WINS (Including Playoffs): 58 Mike Richter, 1993-94.
MOST LOSSES: 39 Ken McAuley, 1943-44.
MOST SHUTOUTS: 13 John Ross Roach, 1928-29.
MOST MINUTES: 4,305 Henrik Lundqvist, 2007-08.
LOWEST GOALS AGAINST AVERAGE: 1.41 John Ross Roach, 1928-29.
MOST ASSISTS: 5 John Vanbiesbrouck, 1984-85 and 1987-88; Mike Richter, 1992-93.
MOST PENALTY MINUTES: 56 Bob Froese, 1986-87.
HIGHEST SAVE PERCENTAGE: .930 Henrik Lundqvist, 2011-12.

INDIVIDUAL GOALTENDER RECORDS: GAME

MOST SAVES: 59 Mike Richter, at Vancouver on 1/31/91 (3-3 tie).
MOST ASSISTS: 2 Ed Giacomin, vs. Toronto, at Madison Square Garden on 3/19/72. John Vanbiesbrouck, at Winnipeg on 1/9/85. Mike Richter, at Washington on 2/23/90, and vs. Quebec, at Madison Square Garden on 10/29/92.

RANGERS

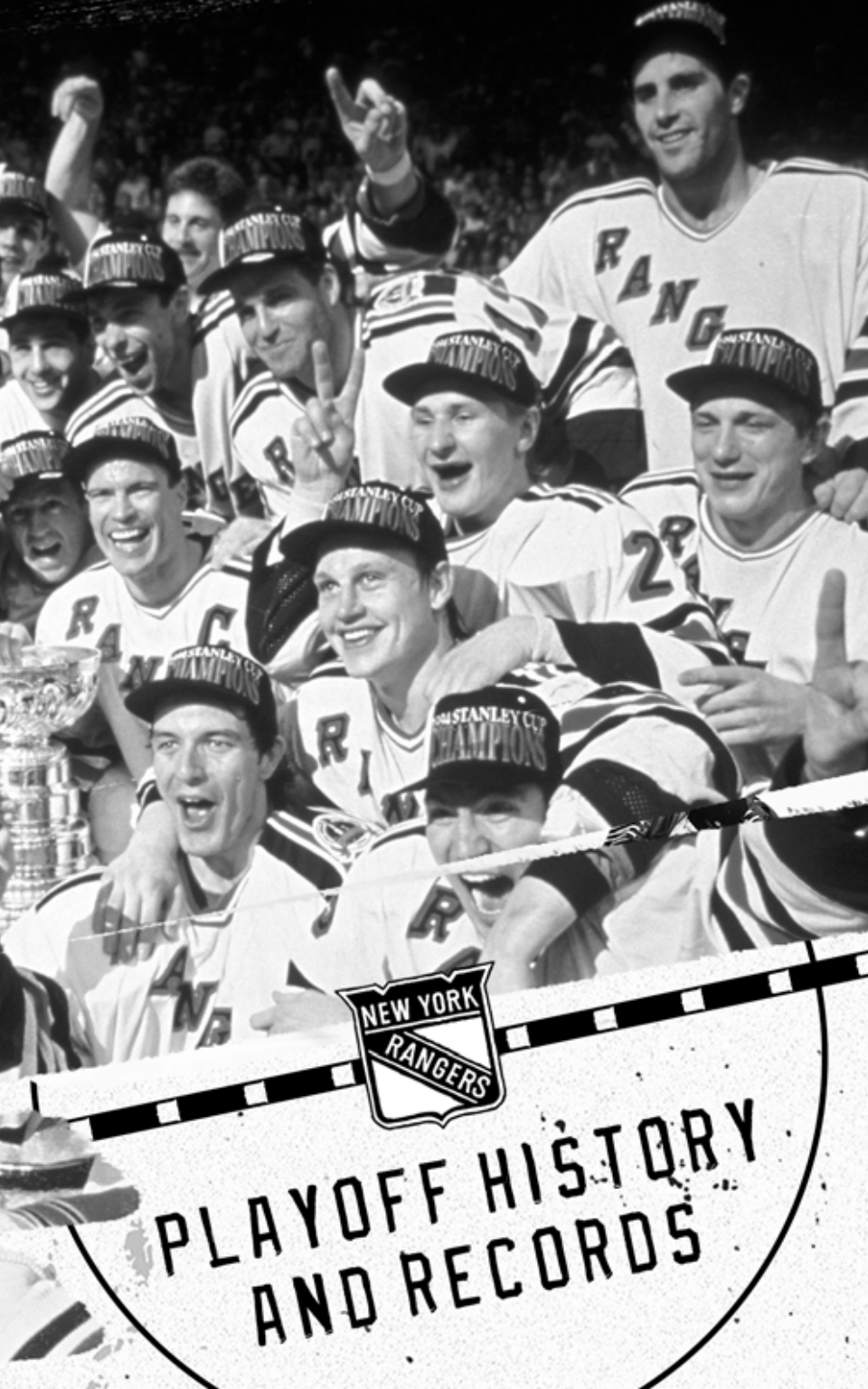
STANLEY CUP CHAMPIONS
NEW YORK RANGERS
PLAYOFF HISTORY AND RECORDS

RANGERS PLAYOFF RESULTS VS. NHL

SERIES RECORDS VERSUS OTHER CLUBS							
YEAR	SERIES	WINNER	W	L	T	GF	GA
VS. BOSTON BRUINS							
1927	Semifinals	Bruins	0	1	1	1	3
1928	Semifinals	RANGERS	1	0	1	5	2
1929	Finals	Bruins	0	2	0	1	4
1939	Semifinals	Bruins	3	4	0	12	14
1940	Semifinals	RANGERS	4	2	0	15	9
1958	Semifinals	Bruins	2	4	0	16	28
1970	Quarterfinals	Bruins	2	4	0	16	25
1972	Finals	Bruins	2	4	0	16	18
1973	Quarterfinals	RANGERS	4	1	0	22	11
2013	Conf. Semifinals	Bruins	1	4	0	10	16
Series Record: 3-7		Total	19	26	2	114	130
VS. BUFFALO SABRES							
1978	Preliminaries	Sabres	1	2	0	6	11
2007	Conf. Semifinals	Sabres	2	4	0	13	17
Series Record: 0-2		Total	3	6	0	19	28
VS. CALGARY FLAMES (ATLANTA FLAMES)							
1980	Preliminaries	RANGERS	3	1	0	14	8
Series Record: 1-0		Total	3	1	0	14	8
VS. CHICAGO BLACKHAWKS							
1931	Semifinals	Black Hawks	0	2	0	0	3
1968	Quarterfinals	Black Hawks	2	4	0	12	18
1971	Semifinals	Black Hawks	3	4	0	14	21
1972	Semifinals	RANGERS	4	0	0	17	9
1973	Semifinals	Black Hawks	1	4	0	11	15
Series Record: 1-4		Total	10	14	0	54	66
VS. COLORADO AVALANCHE (QUEBEC NORDIQUES)							
1995	Conf. Qtrfinals	RANGERS	4	2	0	25	19
Series Record: 1-0		Total	4	2	0	25	19
VS. DETROIT RED WINGS							
1933	Semifinals	RANGERS	2	0	0	6	3
1937	Finals	Red Wings	2	3	0	8	9
1941	Quarterfinals	Red Wings	1	2	0	6	6
1948	Semifinals	Red Wings	2	4	0	12	17
1950	Finals	Red Wings	3	4	0	17	22
Series Record: 1-4		Total	10	13	0	49	57
VS. FLORIDA PANTHERS							
1997	Conf. Qtrfinals	RANGERS	4	1	0	13	10
Series Record: 1-0		Total	4	1	0	13	10
VS. LOS ANGELES KINGS							
1979	Preliminaries	RANGERS	2	0	0	9	2
1981	Preliminaries	RANGERS	3	1	0	23	12
2014	Finals	Kings	1	4	0	10	15
Series Record: 2-1		Total	6	5	0	42	29
VS. MONTREAL CANADIENS							
1930	Semifinals	Canadiens	0	2	0	1	4
1932	Semifinals	RANGERS	3	1	0	13	9
1933	Quarterfinals	RANGERS	1	0	1	8	5
1935	Quarterfinals	RANGERS	1	0	1	6	5
1950	Semifinals	RANGERS	4	1	0	15	7
1956	Semifinals	Canadiens	1	4	0	9	24
1957	Semifinals	Canadiens	1	4	0	12	22
1967	Semifinals	Canadiens	0	4	0	8	14
1969	Quarterfinals	Canadiens	0	4	0	7	16
1972	Quarterfinals	RANGERS	4	2	0	19	14
1974	Quarterfinals	RANGERS	4	2	0	21	17
1979	Finals	Canadiens	1	4	0	11	19
1986	Conf. Finals	Canadiens	1	4	0	9	15
1996	Conf. Qtrfinals	RANGERS	4	2	0	19	17
2014	Conf. Finals	RANGERS	4	2	0	20	15
2017	First Round	RANGERS	4	2	0	14	11
Series Record: 9-7		Total	33	38	2	192	214
VS. NEW JERSEY DEVILS							
1992	Div. Semifinals	RANGERS	4	3	0	28	25
1994	Conf. Finals	RANGERS	4	3	0	18	16
1997	Conf. Semifinals	RANGERS	4	1	0	10	5
2006	Conf. Qtrfinals	Devils	0	4	0	4	17
2008	Conf. Qtrfinals	RANGERS	4	1	0	19	12
2012	Conf. Finals	Devils	2	4	0	14	15
Series Record: 4-2		Total	18	16	0	93	90
VS. NEW YORK ISLANDERS							
1975	Preliminaries	Islanders	1	2	0	13	10
1979	Semifinals	RANGERS	4	2	0	18	13
1981	Semifinals	Islanders	0	4	0	8	22
1982	Div. Finals	Islanders	2	4	0	20	27
1983	Div. Finals	Islanders	2	4	0	15	28
1984	Div. Semifinals	Islanders	2	3	0	14	13
1990	Div. Semifinals	RANGERS	4	1	0	22	13
1994	Conf. Qtrfinals	RANGERS	4	0	0	22	3
Series Record: 3-5		Total	19	20	0	132	129

SERIES RECORDS VERSUS OTHER CLUBS							
YEAR	SERIES	WINNER	W	L	T	GF	GA
VS. OTTAWA SENATORS (1992 - PRESENT)							
2012	Conf. Qtrfinals	RANGERS	4	3	0	14	13
2017	Second Round	Senators	2	4	0	20	19
Series Record: 1-1		Total	6	7	0	34	32
VS. PHILADELPHIA FLYERS							
1974	Semifinals	Flyers	3	4	0	17	22
1979	Quarterfinals	RANGERS	4	1	0	28	8
1980	Quarterfinals	Flyers	1	4	0	7	14
1982	Div. Semifinals	RANGERS	3	1	0	19	15
1983	Div. Semifinals	RANGERS	3	0	0	18	9
1985	Div. Semifinals	Flyers	0	3	0	10	14
1986	Div. Semifinals	RANGERS	3	2	0	18	15
1987	Div. Semifinals	Flyers	2	4	0	13	22
1995	Conf. Semifinals	Flyers	0	4	0	10	18
1997	Conf. Finals	Flyers	1	4	0	13	20
2014	First Round	RANGERS	4	3	0	19	16
Series Record: 5-6		Total	24	30	0	172	173
VS. PITTSBURGH PENGUINS							
1989	Div. Semifinals	Penguins	0	4	0	11	19
1992	Div. Finals	Penguins	2	4	0	19	24
1996	Conf. Semifinals	Penguins	1	4	0	15	21
2008	Conf. Semifinals	Penguins	1	4	0	12	15
2014	Second Round	RANGERS	4	3	0	15	14
2015	First Round	RANGERS	4	1	0	11	8
2016	First Round	Penguins	1	4	0	10	21
Series Record: 2-5		Total	13	24	0	93	122
VS. ST. LOUIS BLUES							
1981	Quarterfinals	RANGERS	4	2	0	29	22
Series Record: 1-0		Total	4	2	0	29	22
VS. TAMPA BAY LIGHTNING							
2015	Conf. Finals	Lightning	3	4	0	21	21
Series Record: 0-1		Total	3	4	0	21	21
VS. TORONTO MAPLE LEAFS							
1929	Semifinals	RANGERS	2	0	0	3	1
1932	Finals	Maple Leafs	0	3	0	10	18
1933	**Finals**	**RANGERS**	**3**	**1**	**0**	**11**	**5**
1937	Quarterfinals	RANGERS	2	0	0	5	1
1940	**Finals**	**RANGERS**	**4**	**2**	**0**	**14**	**11**
1942	Semifinals	Maple Leafs	2	4	0	12	13
1962	Semifinals	Maple Leafs	2	4	0	15	22
1971	Quarterfinals	RANGERS	4	2	0	16	15
Series Record: 5-3		Total	19	16	0	86	86
VS. VANCOUVER CANUCKS							
1994	**Finals**	**RANGERS**	**4**	**3**	**0**	**21**	**19**
Series Record: 1-0		Total	4	3	0	21	19
VS. WASHINGTON CAPITALS							
1986	Div. Finals	RANGERS	4	2	0	20	25
1990	Div. Finals	Capitals	1	4	0	15	22
1991	Div. Semifinals	Capitals	2	4	0	16	16
1994	Conf. Semifinals	RANGERS	4	1	0	20	12
2009	Conf. Qtrfinals	Capitals	3	4	0	11	19
2011	Conf. Qtrfinals	Capitals	1	4	0	8	13
2012	Conf. Semifinals	RANGERS	4	3	0	15	13
2013	Conf. Qtrfinals	RANGERS	4	3	0	16	12
2015	Second Round	RANGERS	4	3	0	13	12
Series Record: 5-4		Total	27	28	0	134	144
VS. WINNIPEG JETS (ATLANTA THRASHERS)							
2007	Conf. Qtrfinals	RANGERS	4	0	0	17	6
Series Record: 1-0		Total	4	0	0	17	6
DEFUNCT CLUBS							
VS. MONTREAL MAROONS							
1928	**Finals**	**RANGERS**	**3**	**2**	**0**	**5**	**6**
1931	Quarterfinals	RANGERS	2	0	0	8	1
1934	Quarterfinals	Maroons	0	1	1	1	2
1935	Semifinals	Maroons	0	1	1	4	5
1937	Semifinals	RANGERS	2	0	0	5	0
Series Record: 3-2		Total	7	4	2	23	14
VS. NEW YORK AMERICANS							
1929	Quarterfinals	RANGERS	1	0	1	1	0
1938	Quarterfinals	Americans	1	2	0	7	8
Series Record: 1-1		Total	2	2	1	8	8
VS. OTTAWA SENATORS (1917-1934)							
1930	Quarterfinals	RANGERS	1	0	1	6	3
Series Record: 1-0		Total	1	0	1	6	3
VS. PITTSBURGH PIRATES							
1928	Quarterfinals	RANGERS	1	1	0	6	4
Series Record: 1-0		Total	1	1	0	6	4
ALL-TIME PLAYOFF RECORD			**244**	**263**	**8**	**1397**	**1434**

Bold = Stanley Cup Championships

RANGERS PLAYOFF RESULTS YEAR-BY-YEAR

YEAR	SERIES	OPPONENT	W-L-T	GF/GA
1926-27	SF	Boston	0-1-1	1/3
1927-28	QF	Pirates	1-1-0	6/4
	SF	Boston	1-0-1	5/2
	F	Maroons	3-2-0	5/6
1928-29	QF	Americans	1-0-1	1/0
	SF	Toronto	2-0-0	3/1
	F	Boston	0-2-0	1/4
1929-30	QF	Ottawa	1-0-1	6/3
	SF	Canadiens	0-2-0	1/4
1930-31	QF	Maroons	2-0-0	8/1
	SF	Chicago	0-2-0	0/3
1931-32	SF	Canadiens	3-1-0	13/9
	F	Toronto	0-3-0	10/18
1932-33	QF	Canadiens	1-0-1	8/5
	SF	Detroit	2-0-0	6/3
	F	Toronto	3-1-0	11/5
1933-34	QF	Maroons	0-1-1	1/2
1934-35	QF	Canadiens	1-0-1	6/5
	SF	Maroons	0-1-1	4/5
1936-37	QF	Toronto	2-0	5/1
	SF	Maroons	2-0	5/0
	F	Detroit	2-3	8/9
1937-38	QF	Americans	1-2	7/8
1938-39	SF	Boston	3-4	12/14
1939-40	SF	Boston	4-2	15/9
	F	Toronto	4-2	14/11
1940-41	QF	Detroit	1-2	6/6
1941-42	SF	Toronto	2-4	12/13
1947-48	SF	Detroit	2-4	12/17
1949-50	SF	Canadiens	4-1	15/7
	F	Detroit	3-4	17/22
1955-56	SF	Canadiens	1-4	9/24
1956-57	SF	Canadiens	1-4	12/22
1957-58	SF	Boston	2-4	16/28
1961-62	SF	Toronto	2-4	15/22
1966-67	SF	Canadiens	0-4	8/14
1967-68	QF	Chicago	2-4	12/18
1968-69	QF	Canadiens	0-4	7/16
1969-70	QF	Boston	2-4	16/25
1970-71	QF	Toronto	4-2	16/15
	SF	Chicago	3-4	14/21
1971-72	QF	Canadiens	4-2	19/14
	SF	Chicago	4-0	17/9
	F	Boston	2-4	16/18
1972-73	QF	Boston	4-1	22/11
	SF	Chicago	1-4	11/15
1973-74	QF	Canadiens	4-2	21/17
	SF	Philadelphia	3-4	17/22
1974-75	PRE	Islanders	1-2	13/10
1977-78	PRE	Buffalo	1-2	6/11
1978-79	PRE	Los Angeles	2-0	9/2
	QF	Philadelphia	4-1	28/8
	SF	Islanders	4-2	18/13
	F	Canadiens	1-4	11/19
1979-80	PRE	Flames	3-1	14/8
	QF	Philadelphia	1-4	7/14
1980-81	PRE	Los Angeles	3-1	23/12
	QF	St. Louis	4-2	29/22
	SF	Islanders	0-4	8/22

YEAR	SERIES	OPPONENT	W-L-T	GF/GA
1981-82	DSF	Philadelphia	3-1	19/15
	DF	Islanders	2-4	20/27
1982-83	DSF	Philadelphia	3-0	18/9
	DF	Islanders	2-4	15/28
1983-84	DSF	Islanders	2-3	14/13
1984-85	DSF	Philadelphia	0-3	10/14
1985-86	DSF	Philadelphia	3-2	18/15
	DF	Washington	4-2	20/25
	CF	Canadiens	1-4	9/15
1986-87	DSF	Philadelphia	2-4	13/22
1988-89	DSF	Penguins	0-4	11/19
1989-90	DSF	Islanders	4-1	22/13
	DF	Washington	1-4	15/22
1990-91	DSF	Washington	2-4	16/16
1991-92	DSF	New Jersey	4-3	28/25
	DF	Penguins	2-4	19/24
1993-94	CQF	Islanders	4-0	22/3
	CSF	Washington	4-1	20/12
	CF	New Jersey	4-3	18/16
	F	Vancouver	4-3	21/19
1994-95	CQF	Quebec	4-2	25/19
	CSF	Philadelphia	0-4	10/18
1995-96	CQF	Canadiens	4-2	19/17
	CSF	Penguins	1-4	15/21
1996-97	CQF	Florida	4-1	13/10
	CSF	New Jersey	4-1	10/5
	CF	Philadelphia	1-4	13/20
2005-06	CQF	New Jersey	0-4	4/17
2006-07	CQF	Thrashers	4-0	17/6
	CSF	Buffalo	2-4	13/17
2007-08	CQF	New Jersey	4-1	19/12
	CSF	Penguins	1-4	12/15
2008-09	CQF	Washington	3-4	11/19
2010-11	CQF	Washington	1-4	8/13
2011-12	CQF	Ottawa	4-3	14/13
	CSF	Washington	4-3	15/13
	CF	New Jersey	2-4	14/15
2012-13	CQF	Washington	4-3	16/12
	CSF	Boston	1-4	10/16
2013-14	FR	Philadelphia	4-3	19/16
	SR	Penguins	4-3	15/14
	CF	Canadiens	4-2	20/15
	F	Los Angeles	1-4	10/15
2014-15	FR	Penguins	4-1	11/8
	SR	Washington	4-3	13/12
	CF	Tampa Bay	3-4	21/21
2015-16	FR	Penguins	1-4	10/21
2016-17	FR	Canadiens	4-2	14/11
	SR	Ottawa	2-4	20/19

TOTALS	W-L-T	GF/GA
Stanley Cup Finals	23-32-0	124/146
Overall	244-263-8	1397/1434

RANGERS PLAYOFF RESULTS GAME-BY-GAME

1927 PLAYOFFS

GAME	DATE	OPPONENT	SCORE	RESULT
1	Apr. 2	at Boston	0-0	T
2	Apr. 4	Boston	1-3	L

Boston Won Total-Goals Semifinals 3-1

1928 PLAYOFFS

GAME	DATE	OPPONENT	SCORE	RESULT
1	Mar. 27	Pirates	4-0	W
2	Mar. 29	Pirates	2-4	L

NY Rangers Won Total-Goals Quarterfinals 6-4

1	Mar. 31	Boston	1-1	T
2	Apr. 3	at Boston	4-1	W

NY Rangers Won Total–Goals Semifinals 5-2

1	Apr. 5	at Maroons	0-2	L
2	Apr. 7	at Maroons	2-1	W(OT)
3	Apr. 10	at Maroons	0-2	L
4	Apr. 12	at Maroons	1-0	W
5	Apr. 14	at Maroons	2-1	W

NY Rangers Won Stanley Cup Finals 3-2

1929 PLAYOFFS

GAME	DATE	OPPONENT	SCORE	RESULT
1	Mar. 19	at Americans	0-0	T
2	Mar. 21	Americans	1-0	W(2OT)

NY Rangers Won Total-Goals Quarterfinals 1-0

1	Mar. 24	Toronto	1-0	W
2	Mar. 26	at Toronto	2-1	W(OT)

NY Rangers Won Series D Semifinals 2-0

1	Mar. 28	at Boston	0-2	L
2	Mar. 29	Boston	1-2	L

Boston Won Stanley Cup Finals 2-0

1930 PLAYOFFS

GAME	DATE	OPPONENT	SCORE	RESULT
1	Mar. 20	at Ottawa	1-1	T
2	Mar. 23	Ottawa	5-2	W

NY Rangers Won Total-Goals Quarterfinals 6-3

1	Mar. 28	at Canadiens	1-2	L(4OT)
2	Mar. 30	Canadiens	0-2	L

Canadiens Won Series D Semifinals 2-0

1931 PLAYOFFS

GAME	DATE	OPPONENT	SCORE	RESULT
1	Mar. 24	Maroons	5-1	W
2	Mar. 26	at Maroons	3-0	W

NY Rangers Won Total-Goals Quarterfinals 8-1

1	Mar. 29	at Chicago	0-2	L
2	Mar. 31	Chicago	0-1	L

Chicago Won Total-Goals Semifinals 3-0

1932 PLAYOFFS

GAME	DATE	OPPONENT	SCORE	RESULT
1	Mar. 24	at Canadiens	3-4	L
2	Mar. 26	at Canadiens	4-3	W(3OT)
3	Mar. 27	Canadiens	1-0	W
4	Mar. 29	Canadiens	5-2	W

NY Rangers Won Series A Semifinals 3-1

1	Apr. 5	Toronto	4-6	L
2*	Apr. 7	Toronto	2-6	L
3	Apr. 9	at Toronto	4-6	L

*Game was played in Boston

Toronto Won Stanley Cup Finals 3-0

1933 PLAYOFFS

GAME	DATE	OPPONENT	SCORE	RESULT
1	Mar. 26	Canadiens	5-2	W
2	Mar. 28	at Canadiens	3-3	T

NY Rangers Won Total-Goals Quarterfinals 8-5

1	Mar. 30	Detroit	2-0	W
2	Apr. 2	at Detroit	4-3	W

NY Rangers Won Total–Goals Semifinals 6-3

1	Apr. 4	Toronto	5-1	W
2	Apr. 8	at Toronto	3-1	W
3	Apr. 11	at Toronto	2-3	L
4	Apr. 13	at Toronto	1-0	W(OT)

NY Rangers Won Stanley Cup Finals 3-1

1934 PLAYOFFS

GAME	DATE	OPPONENT	SCORE	RESULT
1	Mar. 20	at Maroons	0-0	T
2	Mar. 25	Maroons	1-2	L

Maroons Won Total-Goals Quarterfinals 2-1

1935 PLAYOFFS

GAME	DATE	OPPONENT	SCORE	RESULT
1	Mar. 24	Canadiens	2-1	W
2	Mar. 26	at Canadiens	4-4	T

NY Rangers Won Total-Goals Quarterfinals 6-5

1	Mar. 28	Maroons	1-2	L
2	Mar. 30	at Maroons	3-3	T

Maroons Won Total-Goals Semifinals 5-4

1936 PLAYOFFS

Did not make playoffs

1937 PLAYOFFS

GAME	DATE	OPPONENT	SCORE	RESULT
1	Mar. 23	at Toronto	3-0	W
2	Mar. 25	Toronto	2-1	W(OT)

NY Rangers Won Series C Quarterfinals 2-0

1	Apr. 1	Maroons	1-0	W
2	Apr. 3	at Maroons	4-0	W

NY Rangers Won Series D Semifinals 2-0

1	Apr. 6	Detroit	5-1	W
2	Apr. 8	at Detroit	2-4	L
3	Apr. 11	at Detroit	1-0	W
4	Apr. 13	at Detroit	0-1	L
5	Apr. 15	at Detroit	0-3	L

Detroit Won Stanley Cup Finals 3-2

1938 PLAYOFFS

GAME	DATE	OPPONENT	SCORE	RESULT
1	Mar. 22	Americans	1-2	L(2OT)
2	Mar. 24	at Americans	4-3	W
3	Mar. 27	Americans	2-3	L(4OT)

Americans Won Series B Quarterfinals 2-1

1939 PLAYOFFS

GAME	DATE	OPPONENT	SCORE	RESULT
1	Mar. 21	Boston	1-2	L(3OT)
2	Mar. 23	at Boston	2-3	L(OT)
3	Mar. 26	at Boston	1-4	L
4	Mar. 28	Boston	2-1	W
5	Mar. 30	at Boston	2-1	W(OT)
6	Apr. 1	Boston	3-1	W
7	Apr. 2	at Boston	1-2	L(3OT)

Boston Won Series A Semifinals 4-3

1940 PLAYOFFS

GAME	DATE	OPPONENT	SCORE	RESULT
1	Mar. 19	Boston	4-0	W
2	Mar. 21	at Boston	2-4	L
3	Mar. 24	at Boston	3-4	L
4	Mar. 26	Boston	1-0	W
5	Mar. 28	at Boston	1-0	W
6	Mar. 30	Boston	4-1	W

NY Rangers Won Series A Semifinals 4-2

1	Apr. 2	Toronto	2-1	W(OT)
2	Apr. 3	Toronto	6-2	W
3	Apr. 6	at Toronto	1-2	L
4	Apr. 9	at Toronto	0-3	L
5	Apr. 11	at Toronto	2-1	W(2OT)
6	Apr. 13	at Toronto	3-2	W(OT)

NY Rangers Won Stanley Cup Finals 4-2

1941 PLAYOFFS

GAME	DATE	OPPONENT	SCORE	RESULT
1	Mar. 20	at Detroit	1-2	L(OT)
2	Mar. 23	Detroit	3-1	W
3	Mar. 25	at Detroit	2-3	L

Detroit Won Series B Quarterfinals 2-1

RANGERS PLAYOFF RESULTS GAME-BY-GAME

1942 PLAYOFFS

GAME	DATE	OPPONENT	SCORE	RESULT
1	Mar. 21	at Toronto	1-3	L
2	Mar. 22	Toronto	2-4	L
3	Mar. 24	Toronto	3-0	W
4	Mar. 28	at Toronto	1-2	L
5	Mar. 29	Toronto	3-1	W
6	Mar. 31	at Toronto	2-3	L

Toronto Won Series A Semifinals 4-2

1943 PLAYOFFS

Did not make playoffs

1944 PLAYOFFS

Did not make playoffs

1945 PLAYOFFS

Did not make playoffs

1946 PLAYOFFS

Did not make playoffs

1947 PLAYOFFS

Did not make playoffs

1948 PLAYOFFS

GAME	DATE	OPPONENT	SCORE	RESULT
1	Mar. 24	at Detroit	1-2	L
2	Mar. 26	at Detroit	2-5	L
3	Mar. 28	Detroit	3-2	W
4	Mar. 30	Detroit	3-1	W
5	Apr. 1	at Detroit	1-3	L
6	Apr. 4	Detroit	2-4	L

Detroit Won Semifinals 4-2

1949 PLAYOFFS

Did not make playoffs

1950 PLAYOFFS

GAME	DATE	OPPONENT	SCORE	RESULT
1	Mar. 29	Canadiens	3-1	W
2	Apr. 1	at Canadiens	3-2	W
3	Apr. 2	Canadiens	4-1	W
4	Apr. 4	at Canadiens	2-3	L(OT)
5	Apr. 6	at Canadiens	3-0	W

NY Rangers Won Semifinals 4-1

1	Apr. 11	at Detroit	1-4	L
2*	Apr. 13	Detroit	3-1	W
3*	Apr. 15	Detroit	0-4	L
4	Apr. 18	at Detroit	4-3	W(OT)
5	Apr. 20	at Detroit	2-1	W(OT)
6	Apr. 22	at Detroit	4-5	L
7	Apr. 23	at Detroit	3-4	L(2OT)

*Ranger home games were played in Toronto

Detroit Won Stanley Cup Finals 4-3

1951 PLAYOFFS

Did not make playoffs

1952 PLAYOFFS

Did not make playoffs

1953 PLAYOFFS

Did not make playoffs

1954 PLAYOFFS

Did not make playoffs

1955 PLAYOFFS

Did not make playoffs

1956 PLAYOFFS

GAME	DATE	OPPONENT	SCORE	RESULT
1	Mar. 20	at Canadiens	1-7	L
2	Mar. 22	at Canadiens	4-2	W
3	Mar. 24	Canadiens	1-3	L
4	Mar. 25	Canadiens	3-5	L
5	Mar. 27	at Canadiens	0-7	L

Canadiens Won Semifinals 4-1

1957 PLAYOFFS

GAME	DATE	OPPONENT	SCORE	RESULT
1	Mar. 26	Canadiens	1-4	L
2	Mar. 28	Canadiens	4-3	W(OT)
3	Mar. 30	at Canadiens	3-8	L
4	Apr. 2	at Canadiens	1-3	L
5	Apr. 4	at Canadiens	3-4	L(OT)

Canadiens Won Semifinals 4-1

1958 PLAYOFFS

GAME	DATE	OPPONENT	SCORE	RESULT
1	Mar. 25	Boston	5-3	W
2	Mar. 27	Boston	3-4	L(OT)
3	Mar. 29	at Boston	0-5	L
4	Apr. 1	at Boston	5-2	W
5	Apr. 3	at Boston	1-6	L
6	Apr. 5	at Boston	2-8	L

Boston Won Semifinals 4-2

1959 PLAYOFFS

Did not make playoffs

1960 PLAYOFFS

Did not make playoffs

1961 PLAYOFFS

Did not make playoffs

1962 PLAYOFFS

GAME	DATE	OPPONENT	SCORE	RESULT
1	Mar. 27	at Toronto	2-4	L
2	Mar. 29	at Toronto	1-2	L
3	Apr. 1	Toronto	5-4	W
4	Apr. 3	Toronto	4-2	W
5	Apr. 5	at Toronto	2-3	L(2OT)
6	Apr. 7	at Toronto	1-7	L

Toronto Won Semifinals 4-2

1963 PLAYOFFS

Did not make playoffs

1964 PLAYOFFS

Did not make playoffs

1965 PLAYOFFS

Did not make playoffs

1966 PLAYOFFS

Did not make playoffs

1967 PLAYOFFS

GAME	DATE	OPPONENT	SCORE	RESULT
1	Apr. 6	at Canadiens	4-6	L
2	Apr. 8	at Canadiens	1-3	L
3	Apr. 11	Canadiens	2-3	L
4	Apr. 13	Canadiens	1-2	L(OT)

Canadiens Won Semifinals 4-0

1968 PLAYOFFS

GAME	DATE	OPPONENT	SCORE	RESULT
1	Apr. 4	Chicago	3-1	W
2	Apr. 9	Chicago	2-1	W
3	Apr. 11	at Chicago	4-7	L
4	Apr. 13	at Chicago	1-3	L
5	Apr. 14	Chicago	1-2	L
6	Apr. 16	at Chicago	1-4	L

Chicago Won Quarterfinals 4-2

1969 PLAYOFFS

GAME	DATE	OPPONENT	SCORE	RESULT
1	Apr. 2	at Canadiens	1-3	L
2	Apr. 3	at Canadiens	2-5	L
3	Apr. 5	Canadiens	1-4	L
4	Apr. 6	Canadiens	3-4	L

Canadiens Won Quarterfinals 4-0

1970 PLAYOFFS

GAME	DATE	OPPONENT	SCORE	RESULT
1	Apr. 8	at Boston	2-8	L
2	Apr. 9	at Boston	3-5	L
3	Apr. 11	Boston	4-3	W
4	Apr. 12	Boston	4-2	W
5	Apr. 14	at Boston	2-3	L
6	Apr. 16	Boston	1-4	L

Boston Won Quarterfinals 4-2

RANGERS PLAYOFF RESULTS GAME-BY-GAME

1971 PLAYOFFS

GAME	DATE	OPPONENT	SCORE	RESULT
1	Apr. 7	Toronto	5-4	W
2	Apr. 8	Toronto	1-4	L
3	Apr. 10	at Toronto	1-3	L
4	Apr. 11	at Toronto	4-2	W
5	Apr. 13	Toronto	3-1	W
6	Apr. 15	at Toronto	2-1	W(OT)

NY Rangers Won Quarterfinals 4-2

1	Apr. 18	at Chicago	2-1	W(OT)
2	Apr. 20	at Chicago	0-3	L
3	Apr. 22	Chicago	4-1	W
4	Apr. 25	Chicago	1-7	L
5	Apr. 27	at Chicago	2-3	L(OT)
6	Apr. 29	Chicago	3-2	W(3OT)
7	May 2	at Chicago	2-4	L

Chicago Won Semifinals 4-3

1972 PLAYOFFS

GAME	DATE	OPPONENT	SCORE	RESULT
1	Apr. 5	Canadiens	3-2	W
2	Apr. 6	Canadiens	5-2	W
3	Apr. 8	at Canadiens	1-2	L
4	Apr. 9	at Canadiens	6-4	W
5	Apr. 11	Canadiens	1-2	L
6	Apr. 13	at Canadiens	3-2	W

NY Rangers Won Quarterfinals 4-2

1	Apr. 16	at Chicago	3-2	W
2	Apr. 18	at Chicago	5-3	W
3	Apr. 20	Chicago	3-2	W
4	Apr. 23	Chicago	6-2	W

NY Rangers Won Semifinals 4-0

1	Apr. 30	at Boston	5-6	L
2	May 2	at Boston	1-2	L
3	May 4	Boston	5-2	W
4	May 7	Boston	2-3	L
5	May 9	at Boston	3-2	W
6	May 11	Boston	0-3	L

Boston Won Stanley Cup Finals 4-2

1973 PLAYOFFS

GAME	DATE	OPPONENT	SCORE	RESULT
1	Apr. 4	at Boston	6-2	W
2	Apr. 5	at Boston	4-2	W
3	Apr. 7	Boston	2-4	L
4	Apr. 8	Boston	4-0	W
5	Apr. 10	at Boston	6-3	W

NY Rangers Won Quarterfinals 4-1

1	Apr. 12	at Chicago	4-1	W
2	Apr. 15	at Chicago	4-5	L
3	Apr. 17	Chicago	1-2	L
4	Apr. 19	Chicago	1-3	L
5	Apr. 24	at Chicago	1-4	L

Chicago Won Semifinals 4-1

1974 PLAYOFFS

GAME	DATE	OPPONENT	SCORE	RESULT
1	Apr. 10	at Canadiens	4-1	W
2	Apr. 11	at Canadiens	1-4	L
3	Apr. 13	Canadiens	2-4	L
4	Apr. 14	Canadiens	6-4	W
5	Apr. 16	at Canadiens	3-2	W(OT)
6	Apr. 18	Canadiens	5-2	W

NY Rangers Won Quarterfinals 4-2

1	Apr. 20	at Philadelphia	0-4	L
2	Apr. 23	at Philadelphia	2-5	L
3	Apr. 25	Philadelphia	5-3	W
4	Apr. 28	Philadelphia	2-1	W(OT)
5	Apr. 30	at Philadelphia	1-4	L
6	May 2	Philadelphia	4-1	W
7	May 5	at Philadelphia	3-4	L

Philadelphia Won Semifinals 4-3

1975 PLAYOFFS

GAME	DATE	OPPONENT	SCORE	RESULT
1	Apr. 8	Islanders	2-3	L
2	Apr. 10	at Islanders	8-3	W
3	Apr. 11	Islanders	3-4	L(OT)

Islanders Won Preliminary Round 2-1

1976 PLAYOFFS

Did not make playoffs

1977 PLAYOFFS

Did not make playoffs

1978 PLAYOFFS

GAME	DATE	OPPONENT	SCORE	RESULT
1	Apr. 11	at Buffalo	1-4	L
2	Apr. 13	Buffalo	4-3	W(OT)
3	Apr. 15	at Buffalo	1-4	L

Buffalo Won Preliminary Round 2-1

1979 PLAYOFFS

GAME	DATE	OPPONENT	SCORE	RESULT
1	Apr. 10	Los Angeles	7-1	W
2	Apr. 12	at Los Angeles	2-1	W(OT)

NY Rangers Won Preliminary Round 2-0

1	Apr. 16	at Philadelphia	2-3	L(OT)
2	Apr. 18	at Philadelphia	7-1	W
3	Apr. 20	Philadelphia	5-1	W
4	Apr. 22	Philadelphia	6-0	W
5	Apr. 24	at Philadelphia	8-3	W

NY Rangers Won Quarterfinals 4-1

1	Apr. 26	at Islanders	4-1	W
2	Apr. 28	at Islanders	3-4	L(OT)
3	May 1	Islanders	3-1	W
4	May 3	Islanders	2-3	L(OT)
5	May 5	at Islanders	4-3	W
6	May 8	Islanders	2-1	W

NY Rangers Won Semifinals 4-2

1	May 13	at Canadiens	4-1	W
2	May 15	at Canadiens	2-6	L
3	May 17	Canadiens	1-4	L
4	May 19	Canadiens	3-4	L(OT)
5	May 21	at Canadiens	1-4	L

Canadiens Won Stanley Cup Finals 4-1

1980 PLAYOFFS

GAME	DATE	OPPONENT	SCORE	RESULT
1	Apr. 8	Flames	2-1	W(OT)
2	Apr. 9	Flames	5-1	W
3	Apr. 11	at Flames	2-4	L
4	Apr. 12	at Flames	5-2	W

NY Rangers Won Preliminary Round 3-1

1	Apr. 16	at Philadelphia	1-2	L
2	Apr. 17	at Philadelphia	1-4	L
3	Apr. 19	Philadelphia	0-3	L
4	Apr. 20	Philadelphia	4-2	W
5	Apr. 22	at Philadelphia	1-3	L

Philadelphia Won Quarterfinals 4-1

1981 PLAYOFFS

GAME	DATE	OPPONENT	SCORE	RESULT
1	Apr. 8	at Los Angeles	3-1	W
2	Apr. 9	at Los Angeles	4-5	L
3	Apr. 11	Los Angeles	10-3	W
4	Apr. 12	Los Angeles	6-3	W

NY Rangers Won Preliminary Round 3-1

1	Apr. 16	at St. Louis	3-6	L
2	Apr. 17	at St. Louis	6-4	W
3	Apr. 19	St. Louis	6-3	W
4	Apr. 20	St. Louis	4-1	W
5	Apr. 22	at St. Louis	3-4	L
6	Apr. 24	St. Louis	7-4	W

NY Rangers Won Quarterfinals 4-2

1	Apr. 28	at Islanders	2-5	L
2	Apr. 30	at Islanders	3-7	L
3	May 2	Islanders	1-5	L
4	May 5	Islanders	2-5	L

Islanders Won Semifinals 4-0

RANGERS PLAYOFF RESULTS GAME-BY-GAME

1982 PLAYOFFS

GAME	DATE	OPPONENT	SCORE	RESULT
1	Apr. 7	Philadelphia	1-4	L
2	Apr. 8	Philadelphia	7-3	W
3	Apr. 10	at Philadelphia	4-3	W
4	Apr. 11	at Philadelphia	7-5	W

NY Rangers Won Division Semifinals 3-1

1	Apr. 15	at Islanders	5-4	W
2	Apr. 16	at Islanders	2-7	L
3	Apr. 18	Islanders	3-4	L(OT)
4	Apr. 19	Islanders	3-5	L
5	Apr. 21	at Islanders	4-2	W
6	Apr. 23	Islanders	3-5	L

Islanders Won Division Finals 4-2

1983 PLAYOFFS

GAME	DATE	OPPONENT	SCORE	RESULT
1	Apr. 5	at Philadelphia	5-3	W
2	Apr. 7	at Philadelphia	4-3	W
3	Apr. 9	Philadelphia	9-3	W

NY Rangers Won Division Semifinals 3-0

1	Apr. 14	at Islanders	1-4	L
2	Apr. 15	at Islanders	0-5	L
3	Apr. 17	Islanders	7-6	W
4	Apr. 18	Islanders	3-1	W
5	Apr. 20	at Islanders	2-7	L
6	Apr. 22	Islanders	2-5	L

Islanders Won Division Finals 4-2

1984 PLAYOFFS

GAME	DATE	OPPONENT	SCORE	RESULT
1	Apr. 4	at Islanders	1-4	L
2	Apr. 5	at Islanders	3-0	W
3	Apr. 7	Islanders	7-2	W
4	Apr. 8	Islanders	1-4	L
5	Apr. 10	at Islanders	2-3	L(OT)

Islanders Won Division Semifinals 3-2

1985 PLAYOFFS

GAME	DATE	OPPONENT	SCORE	RESULT
1	Apr. 10	at Philadelphia	4-5	L(OT)
2	Apr. 11	at Philadelphia	1-3	L
3	Apr. 13	Philadelphia	5-6	L

Philadelphia Won Division Semifinals 3-0

1986 PLAYOFFS

GAME	DATE	OPPONENT	SCORE	RESULT
1	Apr. 9	at Philadelphia	6-2	W
2	Apr. 10	at Philadelphia	1-2	L
3	Apr. 12	Philadelphia	5-2	W
4	Apr. 13	Philadelphia	1-7	L
5	Apr. 15	at Philadelphia	5-2	W

NY Rangers Won Division Semifinals 3-2

1	Apr. 17	at Washington	4-3	W(OT)
2	Apr. 19	at Washington	1-8	L
3	Apr. 21	Washington	3-6	L
4	Apr. 23	Washington	6-5	W(OT)
5	Apr. 25	at Washington	4-2	W
6	Apr. 27	Washington	2-1	W

NY Rangers Won Division Finals 4-2

1	May 1	at Canadiens	1-2	L
2	May 3	at Canadiens	2-6	L
3	May 5	Canadiens	3-4	L(OT)
4	May 7	Canadiens	2-0	W
5	May 9	at Canadiens	1-3	L

Canadiens Won Conference Finals 4-1

1987 PLAYOFFS

GAME	DATE	OPPONENT	SCORE	RESULT
1	Apr. 8	at Philadelphia	3-0	W
2	Apr. 9	at Philadelphia	3-8	L
3	Apr. 11	Philadelphia	0-3	L
4	Apr. 12	Philadelphia	6-3	W
5	Apr. 14	at Philadelphia	1-3	L
6	Apr. 16	Philadelphia	0-5	L

Philadelphia Won Division Semifinals 4-2

1988 PLAYOFFS

Did not make playoffs

1989 PLAYOFFS

GAME	DATE	OPPONENT	SCORE	RESULT
1	Apr. 5	at Penguins	1-3	L
2	Apr. 6	at Penguins	4-7	L
3	Apr. 8	Penguins	3-5	L
4	Apr. 9	Penguins	3-4	L

Penguins Won Division Semifinals 4-0

1990 PLAYOFFS

GAME	DATE	OPPONENT	SCORE	RESULT
1	Apr. 5	Islanders	2-1	W
2	Apr. 7	Islanders	5-2	W
3	Apr. 9	at Islanders	3-4	L(2OT)
4	Apr. 11	at Islanders	6-1	W
5	Apr. 13	Islanders	6-5	W

NY Rangers Won Division Semifinals 4-1

1	Apr. 19	Washington	7-3	W
2	Apr. 21	Washington	3-6	L
3	Apr. 23	at Washington	1-7	L
4	Apr. 25	at Washington	3-4	L(OT)
5	Apr. 27	Washington	1-2	L(OT)

Washington Won Division Finals 4-1

1991 PLAYOFFS

GAME	DATE	OPPONENT	SCORE	RESULT
1	Apr. 3	Washington	2-1	W
2	Apr. 5	Washington	0-3	L
3	Apr. 7	at Washington	6-0	W
4	Apr. 9	at Washington	2-3	L
5	Apr. 11	Washington	4-5	L(OT)
6	Apr. 13	at Washington	2-4	L

Washington Won Division Semifinals 4-2

1992 PLAYOFFS

GAME	DATE	OPPONENT	SCORE	RESULT
1	Apr. 19	New Jersey	2-1	W
2	Apr. 21	New Jersey	3-7	L
3	Apr. 23	at New Jersey	1-3	L
4	Apr. 25	at New Jersey	3-0	W
5	Apr. 27	New Jersey	8-5	W
6	Apr. 29	at New Jersey	3-5	L
7	May 1	New Jersey	8-4	W

NY Rangers Won Division Semifinals 4-3

1	May 3	Penguins	2-4	L
2	May 5	Penguins	4-2	W
3	May 7	at Penguins	6-5	W(OT)
4	May 9	at Penguins	4-5	L(OT)
5	May 11	Penguins	2-3	L
6	May 13	at Penguins	1-5	L

Penguins Won Division Finals 4-2

1993 PLAYOFFS

Did not make playoffs

1994 PLAYOFFS

GAME	DATE	OPPONENT	SCORE	RESULT
1	Apr. 17	Islanders	6-0	W
2	Apr. 18	Islanders	6-0	W
3	Apr. 21	at Islanders	5-1	W
4	Apr. 24	at Islanders	5-2	W

NY Rangers Won Conference Quarterfinals 4-0

1	May 1	Washington	6-3	W
2	May 3	Washington	5-2	W
3	May 5	at Washington	3-0	W
4	May 7	at Washington	2-4	L
5	May 9	Washington	4-3	W

NY Rangers Won Conference Semifinals 4-1

1	May 15	New Jersey	3-4	L(2OT)
2	May 17	New Jersey	4-0	W
3	May 19	at New Jersey	3-2	W(2OT)
4	May 21	at New Jersey	1-3	L
5	May 23	New Jersey	1-4	L
6	May 25	at New Jersey	4-2	W
7	May 27	New Jersey	2-1	W(2OT)

NY Rangers Won Conference Finals 4-3

1	May 31	Vancouver	2-3	L(OT)
2	June 2	Vancouver	3-1	W
3	June 4	at Vancouver	5-1	W
4	June 7	at Vancouver	4-2	W
5	June 9	Vancouver	3-6	L
6	June 11	at Vancouver	1-4	L
7	June 14	Vancouver	3-2	W

NY Rangers Won Stanley Cup Finals 4-3

RANGERS PLAYOFF RESULTS GAME-BY-GAME

1995 PLAYOFFS

GAME	DATE	OPPONENT	SCORE	RESULT
1	May 6	at Quebec	4-5	L
2	May 8	at Quebec	8-3	W
3	May 10	Quebec	4-3	W
4	May 12	Quebec	3-2	W(OT)
5	May 14	at Quebec	2-4	L
6	May 16	Quebec	4-2	W

NY Rangers Won Conference Quarterfinals 4-2

1	May 21	at Philadelphia	4-5	L(OT)
2	May 22	at Philadelphia	3-4	L(OT)
3	May 24	Philadelphia	2-5	L
4	May 26	Philadelphia	1-4	L

Philadelphia Won Conference Semifinals 4-0

1996 PLAYOFFS

GAME	DATE	OPPONENT	SCORE	RESULT
1	Apr. 16	Canadiens	2-3	L(OT)
2	Apr. 18	Canadiens	3-5	L
3	Apr. 21	at Canadiens	2-1	W
4	Apr. 23	at Canadiens	4-3	W
5	Apr. 26	Canadiens	3-2	W
6	Apr. 28	at Canadiens	5-3	W

NY Rangers Won Conference Quarterfinals 4-2

1	May 3	at Penguins	3-4	L
2	May 5	at Penguins	6-3	W
3	May 7	Penguins	2-3	L
4	May 9	Penguins	1-4	L
5	May 11	at Penguins	3-7	L

Penguins Won Conference Semifinals 4-1

1997 PLAYOFFS

GAME	DATE	OPPONENT	SCORE	RESULT
1	Apr. 17	at Florida	0-3	L
2	Apr. 20	at Florida	3-0	W
3	Apr. 22	Florida	4-3	W(OT)
4	Apr. 23	Florida	3-2	W
5	Apr. 25	at Florida	3-2	W(OT)

NY Rangers Won Conference Quarterfinals 4-1

1	May 2	at New Jersey	0-2	L
2	May 4	at New Jersey	2-0	W
3	May 6	New Jersey	3-2	W
4	May 8	New Jersey	3-0	W
5	May 11	at New Jersey	2-1	W(OT)

NY Rangers Won Conference Semifinals 4-1

1	May 16	at Philadelphia	1-3	L
2	May 18	at Philadelphia	5-4	W
3	May 20	Philadelphia	3-6	L
4	May 23	Philadelphia	2-3	L
5	May 25	at Philadelphia	2-4	L

Philadelphia Won Conference Finals 4-1

1998 PLAYOFFS

Did not make playoffs

1999 PLAYOFFS

Did not make playoffs

2000 PLAYOFFS

Did not make playoffs

2001 PLAYOFFS

Did not make playoffs

2002 PLAYOFFS

Did not make playoffs

2003 PLAYOFFS

Did not make playoffs

2004 PLAYOFFS

Did not make playoffs

2006 PLAYOFFS

GAME	DATE	OPPONENT	SCORE	RESULT
1	Apr. 22	at New Jersey	1-6	L
2	Apr. 24	at New Jersey	1-4	L
3	Apr. 26	New Jersey	0-3	L
4	Apr. 29	New Jersey	2-4	L

New Jersey Won Conference Quarterfinals 4-0

2007 PLAYOFFS

GAME	DATE	OPPONENT	SCORE	RESULT
1	Apr. 12	at Thrashers	4-3	W
2	Apr. 14	at Thrashers	2-1	W
3	Apr. 17	Thrashers	7-0	W
4	Apr. 18	Thrashers	4-2	W

NY Rangers Won Conference Quarterfinals 4-0

1	Apr. 25	at Buffalo	2-5	L
2	Apr. 27	at Buffalo	2-3	L
3	Apr. 29	Buffalo	2-1	W(2OT)
4	May 1	Buffalo	2-1	W
5	May 4	at Buffalo	1-2	L(OT)
6	May 6	Buffalo	4-5	L

Buffalo Won Conference Semifinals 4-2

2008 PLAYOFFS

GAME	DATE	OPPONENT	SCORE	RESULT
1	Apr. 9	at New Jersey	4-1	W
2	Apr. 11	at New Jersey	2-1	W
3	Apr. 13	New Jersey	3-4	L(OT)
4	Apr. 16	New Jersey	5-3	W
5	Apr. 18	at New Jersey	5-3	W

NY Rangers Won Conference Quarterfinals 4-1

1	Apr. 25	at Penguins	4-5	L
2	Apr. 27	at Penguins	0-2	L
3	Apr. 29	Penguins	3-5	L
4	May 1	Penguins	3-0	W
5	May 4	at Penguins	2-3	L(OT)

Penguins Won Conference Semifinals 4-1

2009 PLAYOFFS

GAME	DATE	OPPONENT	SCORE	RESULT
1	Apr. 15	at Washington	4-3	W
2	Apr. 18	at Washington	1-0	W
3	Apr. 20	Washington	0-4	L
4	Apr. 22	Washington	2-1	W
5	Apr. 24	at Washington	0-4	L
6	Apr. 26	Washington	3-5	L
7	Apr. 28	at Washington	1-2	L

Washington Won Conference Quarterfinals 4-3

2010 PLAYOFFS

Did not make playoffs

2011 PLAYOFFS

GAME	DATE	OPPONENT	SCORE	RESULT
1	Apr. 13	at Washington	1-2	L(OT)
2	Apr. 15	at Washington	0-2	L
3	Apr. 17	Washington	3-2	W
4	Apr. 20	Washington	3-4	L(2OT)
5	Apr. 23	at Washington	1-3	L

Washington Won Conference Quarterfinals 4-1

2012 PLAYOFFS

GAME	DATE	OPPONENT	SCORE	RESULT
1	Apr. 12	Ottawa	4-2	W
2	Apr. 14	Ottawa	2-3	L(OT)
3	Apr. 16	at Ottawa	1-0	W
4	Apr. 18	at Ottawa	2-3	L(OT)
5	Apr. 21	Ottawa	0-2	L
6	Apr. 23	at Ottawa	3-2	W
7	Apr. 26	Ottawa	2-1	W

NY Rangers Won Conference Quarterfinals 4-3

1	Apr. 28	Washington	3-1	W
2	Apr. 30	Washington	2-3	L
3	May 2	at Washington	2-1	W(3OT)
4	May 5	at Washington	2-3	L
5	May 7	Washington	3-2	W(OT)
6	May 9	at Washington	1-2	L
7	May 12	Washington	2-1	W

NY Rangers Won Conference Semifinals 4-3

1	May 14	New Jersey	3-0	W
2	May 16	New Jersey	2-3	L
3	May 19	at New Jersey	3-0	W
4	May 21	at New Jersey	1-4	L
5	May 23	New Jersey	3-5	L
6	May 25	at New Jersey	2-3	L(OT)

New Jersey Won Conference Finals 4-2

RANGERS PLAYOFF RESULTS GAME-BY-GAME

2013 PLAYOFFS

GAME	DATE	OPPONENT	SCORE	RESULT
1	May 2	at Washington	1-3	L
2	May 4	at Washington	0-1	L(OT)
3	May 6	Washington	4-3	W
4	May 8	Washington	4-3	W
5	May 10	at Washington	1-2	L(OT)
6	May 12	Washington	1-0	W
7	May 13	at Washington	5-0	W

NY Rangers Won Conference Quarterfinals 4-3

1	May 16	at Boston	2-3	L(OT)
2	May 19	at Boston	2-5	L
3	May 21	Boston	1-2	L
4	May 23	Boston	4-3	W(OT)
5	May 25	at Boston	1-3	L

Boston Won Conference Semifinals 4-1

2014 PLAYOFFS

GAME	DATE	OPPONENT	SCORE	RESULT
1	Apr. 17	Philadelphia	4-1	W
2	Apr. 20	Philadelphia	2-4	L
3	Apr. 22	at Philadelphia	4-1	W
4	Apr. 25	at Philadelphia	1-2	L
5	Apr. 27	Philadelphia	4-2	W
6	Apr. 29	at Philadelphia	2-5	L
7	Apr. 30	Philadelphia	2-1	W

NY Rangers Won First Round 4-3

1	May 2	at Penguins	3-2	W(OT)
2	May 4	at Penguins	0-3	L
3	May 5	Penguins	0-2	L
4	May 7	Penguins	2-4	L
5	May 9	at Penguins	5-1	W
6	May 11	Penguins	3-1	W
7	May 13	at Penguins	2-1	W

NY Rangers Won Second Round 4-3

1	May 17	at Canadiens	7-2	W
2	May 19	at Canadiens	3-1	W
3	May 22	Canadiens	2-3	L(OT)
4	May 25	Canadiens	3-2	W(OT)
5	May 27	at Canadiens	4-7	L
6	May 29	Canadiens	1-0	W

NY Rangers Won Conference Final 4-2

1	June 4	at Los Angeles	2-3	L(OT)
2	June 7	at Los Angeles	4-5	L(2OT)
3	June 9	Los Angeles	0-3	L
4	June 11	Los Angeles	2-1	W
5	June 13	at Los Angeles	2-3	L(2OT)

Los Angeles Won Stanley Cup Final 4-1

2015 PLAYOFFS

GAME	DATE	OPPONENT	SCORE	RESULT
1	Apr. 16	Penguins	2-1	W
2	Apr. 18	Penguins	3-4	L
3	Apr. 20	at Penguins	2-1	W
4	Apr. 22	at Penguins	2-1	W(OT)
5	Apr. 24	Penguins	2-1	W(OT)

NY Rangers Won First Round 4-1

1	Apr. 30	Washington	1-2	L
2	May 2	Washington	3-2	W
3	May 4	at Washington	0-1	L
4	May 6	at Washington	1-2	L
5	May 8	Washington	2-1	W(OT)
6	May 10	at Washington	4-3	W
7	May 13	Washington	2-1	W(OT)

NY Rangers Won Second Round 4-3

1	May 16	Tampa Bay	2-1	W
2	May 18	Tampa Bay	2-6	L
3	May 20	at Tampa Bay	5-6	L(OT)
4	May 22	at Tampa Bay	5-1	W
5	May 24	Tampa Bay	0-2	L
6	May 26	at Tampa Bay	7-3	W
7	May 29	Tampa Bay	0-2	L

Tampa Bay Won Conference Final 4-3

2016 PLAYOFFS

GAME	DATE	OPPONENT	SCORE	RESULT
1	Apr. 13	at Penguins	2-5	L
2	Apr. 16	at Penguins	4-2	W
3	Apr. 19	Penguins	1-3	L
4	Apr. 21	Penguins	0-5	L
5	Apr. 23	at Penguins	3-6	L

Penguins Won First Round 4-1

2017 PLAYOFFS

GAME	DATE	OPPONENT	SCORE	RESULT
1	Apr. 12	at Canadiens	2-0	W
2	Apr. 14	at Canadiens	3-4	L(OT)
3	Apr. 16	Canadiens	1-3	L
4	Apr. 18	Canadiens	2-1	W
5	Apr. 20	at Canadiens	3-2	W(OT)
6	Apr. 22	Canadiens	3-1	W

NY Rangers Won First Round 4-2

1	Apr. 27	at Ottawa	1-2	L
2	Apr. 29	at Ottawa	5-6	L(2OT)
3	May 2	Ottawa	4-1	W
4	May 4	Ottawa	4-1	W
5	May 6	at Ottawa	4-5	L(OT)
6	May 9	Ottawa	2-4	L

Ottawa Won Second Round 4-2

2018 PLAYOFFS

Did not make playoffs

ALL-TIME PLAYOFF OVERTIME RESULTS

DATE	PLACE	OPPONENT	GAME/SERIES	FINAL SCORE	GOAL SCORER	TIME	SERIES WINNER
4-7-28	Mtl.	Maroons	2/F	2-1	Frank Boucher	7:05	Rangers
3-21-29	MSG	Americans	2/Q	1-0	Butch Keeling	29:50	Rangers
3-26-29	Tor.	Maple Leafs	2/S	2-1	Frank Boucher	2:05	Rangers
3-28-30	Mtl.	Canadiens	1/S	1-2	Gus Rivers	68:20	Canadiens
3-26-32	Mtl.	Canadiens	2/S	4-3	Bun Cook	59:32	Rangers
4-13-33	Tor.	Maple Leafs	4/F	1-0	Bill Cook*	7:33	Rangers
3-25-37	MSG	Maple Leafs	2/Q	2-1	Babe Pratt	13:05	Rangers
3-22-38	MSG	Americans	1/Q	1-2	Johnny Sorrell	21:25	Americans
3-27-38	MSG	Americans	3/Q	2-3	Lorne Carr	60:40	Americans
3-21-39	MSG	Bruins	1/S	1-2	Mel Hill	59:25	Bruins
3-23-39	Bos.	Bruins	2/S	2-3	Mel Hill	8:24	Bruins
3-30-39	Bos.	Bruins	5/S	2-1	Clint Smith	17:19	Bruins
4-2-39	Bos.	Bruins	7/S	1-2	Mel Hill	48:00	Bruins
4-2-40	MSG	Maple Leafs	1/F	2-1	Alf Pike	15:30	Rangers
4-11-40	Tor.	Maple Leafs	5/F	2-1	Muzz Patrick	31:43	Rangers
4-13-40	Tor.	Maple Leafs	6/F	3-2	Bryan Hextall*	2:07	Rangers
3-20-41	Det.	Red Wings	1/Q	1-2	Gus Giesebrecht	12:01	Red Wings
4-4-50	Mtl.	Canadiens	4/S	2-3	Elmer Lach	15:19	Rangers
4-18-50	Det.	Red Wings	4/F	4-3	Don Raleigh	8:34	Red Wings
4-20-50	Det.	Red Wings	5/F	2-1	Don Raleigh	1:38	Red Wings
4-23-50	Det.	Red Wings	7/F	3-4	Pete Babando*	28:31	Red Wings
3-28-57	MSG	Canadiens	2/S	4-3	Andy Hebenton	13:38	Canadiens
4-4-57	Mtl.	Canadiens	5/S	3-4	Maurice Richard	1:11	Canadiens
3-27-58	MSG	Bruins	2/S	3-4	Jerry Toppazzini	4:46	Bruins
4-5-62	Tor.	Maple Leafs	5/S	2-3	Red Kelly	24:23	Maple Leafs
4-13-67	MSG	Canadiens	4/S	1-2	John Ferguson	6:28	Canadiens
4-15-71	Tor.	Maple Leafs	6/Q	2-1	Bob Nevin	9:07	Rangers
4-18-71	Chi.	Black Hawks	1/S	2-1	Pete Stemkowski	1:37	Black Hawks
4-27-71	Chi.	Black Hawks	5/S	2-3	Bobby Hull	6:35	Black Hawks
4-29-71	MSG	Black Hawks	6/S	3-2	Pete Stemkowski	41:29	Black Hawks
4-16-74	Mtl.	Canadiens	5/Q	3-2	Ron Harris	4:07	Rangers
4-28-74	MSG	Flyers	4/S	2-1	Rod Gilbert	4:20	Flyers
4-11-75	MSG	Islanders	3/P	3-4	J.P. Parise	0:11	Islanders
4-13-78	MSG	Sabres	2/P	4-3	Don Murdoch	1:37	Sabres
4-12-79	L.A.	Kings	2/P	2-1	Phil Esposito	6:11	Rangers
4-16-79	Phi.	Flyers	1/Q	2-3	Ken Linseman	0:44	Rangers
4-28-79	Nass.	Islanders	2/S	3-4	Denis Potvin	8:02	Rangers
5-3-79	MSG	Islanders	4/S	2-3	Bob Nystrom	3:40	Rangers
5-19-79	MSG	Canadiens	4/F	3-4	Serge Savard	7:25	Canadiens
4-8-80	MSG	Flames	1/P	2-1	Steve Vickers	0:33	Rangers
4-18-82	MSG	Islanders	3/DF	3-4	Bryan Trottier	3:00	Islanders
4-10-84	Nass.	Islanders	5/DSF	2-3	Ken Morrow	8:56	Islanders
4-10-85	Phi.	Flyers	1/DSF	4-5	Mark Howe	8:01	Flyers
4-17-86	Wsh.	Capitals	1/DF	4-3	Brian MacLellan	1:16	Rangers
4-23-86	MSG	Capitals	4/DF	6-5	Bob Brooke	2:40	Rangers
5-5-86	MSG	Canadiens	3/CF	3-4	Claude Lemieux	9:41	Canadiens

P: Preliminary Round; Q: Quarterfinals; FR: First Round; SR: Second Round; DSF: Division Semifinals; DF: Division Finals; CQF: Conference Quarterfinals; CSF: Conference Semifinals; CF: Conference Finals; S: Semifinals; F: Finals

* Goal decided Stanley Cup.

ALL-TIME PLAYOFF OVERTIME RESULTS

DATE	PLACE	OPPONENT	GAME/SERIES	FINAL SCORE	GOAL SCORER	TIME	SERIES WINNER
4-9-90	Nass.	Islanders	3/DSF	3-4	Brent Sutter	20:59	Rangers
4-25-90	Wsh.	Capitals	4/DF	3-4	Rod Langway	0:34	Capitals
4-27-90	MSG	Capitals	5/DF	1-2	John Druce	6:48	Capitals
4-11-91	MSG	Capitals	5/DSF	4-5	Dino Ciccarelli	6:44	Capitals
5-7-92	Pit.	Penguins	3/DF	6-5	Kris King	1:29	Penguins
5-9-92	Pit.	Penguins	4/DF	4-5	Ron Francis	2:47	Penguins
5-15-94	MSG	Devils	1/CF	3-4	Stephane Richer	35:23	Rangers
5-19-94	N.J.	Devils	3/CF	3-2	Stephane Matteau	26:13	Rangers
5-27-94	MSG	Devils	7/CF	2-1	Stephane Matteau	24:24	Rangers
5-31-94	MSG	Canucks	1/F	2-3	Greg Adams	19:26	Rangers
5-12-95	MSG	Nordiques	4/CQF	3-2	Steve Larmer	8:09	Rangers
5-21-95	Phi.	Flyers	1/CSF	4-5	Eric Desjardins	7:03	Flyers
5-22-95	Phi.	Flyers	2/CSF	3-4	Kevin Haller	0:25	Flyers
4-16-96	MSG	Canadiens	1/CQF	2-3	Vincent Damphousse	5:04	Rangers
4-22-97	MSG	Panthers	3/CQF	4-3	Esa Tikkanen	16:29	Rangers
4-25-97	Fla.	Panthers	5/CQF	3-2	Esa Tikkanen	12:02	Rangers
5-11-97	N.J.	Devils	5/CSF	2-1	Adam Graves	14:08	Rangers
4-29-07	MSG	Sabres	3/CSF	2-1	Michal Rozsival	36:43	Sabres
5-4-07	Buf.	Sabres	5/CSF	1-2	Maxim Afinogenov	4:39	Sabres
4-13-08	MSG	Devils	3/CQF	3-4	John Madden	6:01	Rangers
5-4-08	Pit.	Penguins	5/CSF	2-3	Marian Hossa	7:10	Penguins
4-13-11	Wsh.	Capitals	1/CQF	1-2	Alexander Semin	18:24	Capitals
4-20-11	MSG	Capitals	4/CQF	3-4	Jason Chimera	32:36	Capitals
4-14-12	MSG	Senators	2/CQF	2-3	Chris Neil	1:17	Rangers
4-18-12	Ott.	Senators	4/CQF	2-3	Kyle Turris	2:42	Rangers
5-2-12	Wsh.	Capitals	3/CSF	2-1	Marian Gaborik	54:41	Rangers
5-7-12	MSG	Capitals	5/CSF	3-2	Marc Staal	1:35	Rangers
5-25-12	N.J.	Devils	6/CF	2-3	Adam Henrique	1:03	Devils
5-4-13	Wsh.	Capitals	2/CQF	0-1	Mike Green	8:00	Rangers
5-10-13	Wsh.	Capitals	5/CQF	1-2	Mike Ribeiro	9:24	Rangers
5-16-13	Bos.	Bruins	1/CSF	2-3	Brad Marchand	15:40	Bruins
5-23-13	MSG	Bruins	4/CSF	4-3	Chris Kreider	7:03	Bruins
5-2-14	Pit.	Penguins	1/SR	3-2	Derick Brassard	3:06	Rangers
5-22-14	MSG	Canadiens	3/CF	2-3	Alex Galchenyuk	1:12	Rangers
5-25-14	MSG	Canadiens	4/CF	3-2	Martin St. Louis	6:02	Rangers
6-4-14	L.A.	Kings	1/F	2-3	Justin Williams	4:36	Kings
6-7-14	L.A.	Kings	2/F	4-5	Dustin Brown	30:26	Kings
6-13-14	L.A.	Kings	5/F	2-3	Alec Martinez*	34:43	Kings
4-22-15	Pit.	Penguins	4/FR	2-1	Kevin Hayes	3:14	Rangers
4-24-15	MSG	Penguins	5/FR	2-1	Carl Hagelin	10:52	Rangers
5-8-15	MSG	Capitals	5/SR	2-1	Ryan McDonagh	9:37	Rangers
5-13-15	MSG	Capitals	7/SR	2-1	Derek Stepan	11:24	Rangers
5-20-15	T.B.	Lightning	3/CF	5-6	Nikita Kucherov	3:33	Lightning
4-14-17	Mtl.	Canadiens	2/FR	3-4	Alexander Radulov	18:34	Rangers
4-20-17	Mtl.	Canadiens	5/FR	3-2	Mika Zibanejad	14:22	Rangers
4-29-17	Ott.	Senators	2/SR	5-6	Jean-Gabriel Pageau	22:54	Senators
5-6-17	Ott.	Senators	5/SR	4-5	Kyle Turris	6:28	Senators

P: Preliminary Round; Q: Quarterfinals; FR: First Round; SR: Second Round; DSF: Division Semifinals; DF: Division Finals; CQF: Conference Quarterfinals; CSF: Conference Semifinals; CF: Conference Finals; S: Semifinals; F: Finals

* Goal decided Stanley Cup.

ALL-TIME PLAYOFF SCORING LIST

	NAME & POSITION	GP	G	A	PTS	PIM
1	Brian Leetch (D)	82	28	61	89	30
2	Mark Messier (C)	70	29	51	80	69
3	Rod Gilbert (RW)	79	34	33	67	43
4	Don Maloney (LW)	85	22	35	57	91
5	Walt Tkaczuk (C)	93	19	32	51	119
6	Steve Vickers (LW)	68	24	25	49	58
7	Derek Stepan (C)	97	19	30	49	24
8	Ron Greschner (D)	84	17	32	49	106
9	Ron Duguay (C)	69	28	19	47	103
10	Anders Hedberg (RW)	58	22	24	46	31
11	Adam Graves (LW)	68	28	16	44	70
12	Brad Park (D)	64	12	32	44	129
13	Derick Brassard (C)	59	18	26	44	30
14	Jean Ratelle (C)	65	9	33	42	12
15	Vic Hadfield (LW)	62	22	19	41	106
16	Ryan McDonagh (D)	96	10	31	41	49
17	Alex Kovalev (RW)	44	16	23	39	42
18	Rick Nash (RW)	73	14	24	38	20
19	Chris Kreider (LW)	77	23	14	37	58
20	Pete Stemkowski (C)	55	18	18	36	75
21	Frank Boucher (C)	54	16	20	36	12
22	Bill Fairbairn (RW)	51	13	21	34	42
23	Dan Girardi (D)	122	6	27	33	36
24	Barry Beck (D)	49	10	22	32	77
25	Mats Zuccarello (RW)	60	11	20	31	46
26	Bobby Rousseau (RW)	38	9	22	31	15
27	James Patrick (D)	63	5	26	31	62
28	Sergei Zubov (D)	32	8	22	30	2
29	Brad Richards (C)	55	12	16	28	14
30	Ted Irvine (LW)	60	10	18	28	102
31	Reijo Ruotsalainen (D)	43	11	16	27	22
32	Phil Esposito (C)	30	11	16	27	33
33	Jaromir Jagr (RW)	23	10	17	27	26
34	Phil Watson (RW)	45	7	20	27	51
35	Mike Gartner (RW)	29	14	12	26	16
36	Pierre Larouche (C)	27	14	12	26	6
37	Carl Hagelin (LW)	73	12	14	26	39
38	Neil Colville (C)	45	7	19	26	32
39	Ryan Callahan (RW)	59	14	10	24	38
40	Bill Cook (RW)	46	13	11	24	70
41	Alex Shibicky (RW)	39	12	12	24	12
42	Bruce MacGregor (C)	51	10	14	24	10
43	Dave Maloney (D)	48	7	17	24	91
44	Mark Pavelich (C)	23	7	17	24	14
45	Eddie Johnstone (RW)	53	13	10	23	83
46	Butch Keeling (LW)	47	12	11	23	34
47	Cecil Dillon (RW)	38	13	9	22	14
48	Martin St. Louis (RW)	44	9	13	22	6
49	Ulf Nilsson (C)	25	8	14	22	27
50	Sergei Nemchinov (LW)	52	7	15	22	18
51	Dale Rolfe (D)	50	5	17	22	59

ALL-TIME PLAYOFF LEADERS

GAMES PLAYED	
PLAYER	**TOTAL**
Dan Girardi (D)	122
Marc Staal (D)	104
Derek Stepan (C)	97
Ryan McDonagh (D)	96
Walt Tkaczuk (C)	93
Don Maloney (LW)	85
Ron Greschner (D)	84
Brian Leetch (D)	82
Rod Gilbert (RW)	79
Chris Kreider (LW)	77
Carl Hagelin (LW)	73
Rick Nash (RW)	73
Mark Messier (C)	70
Jeff Beukeboom (D)	70
Ron Duguay (C)	69

GOALS	
Rod Gilbert (RW)	34
Mark Messier (C)	29
Adam Graves (LW)	28
Ron Duguay (C)	28
Brian Leetch (D)	28
Steve Vickers (LW)	24
Chris Kreider (LW)	23
Anders Hedberg (RW)	22
Vic Hadfield (LW)	22
Don Maloney (LW)	22
Walt Tkaczuk (C)	19
Derek Stepan (C)	19
Pete Stemkowski (C)	18
Derick Brassard (C)	18
Ron Greschner (D)	17

ASSISTS	
Brian Leetch (D)	61
Mark Messier (C)	51
Don Maloney (LW)	35
Jean Ratelle (C)	33
Rod Gilbert (RW)	33
Brad Park (D)	32
Ron Greschner (D)	32
Walt Tkaczuk (C)	32
Ryan McDonagh (D)	31
Derek Stepan (C)	30
Dan Girardi (D)	27
James Patrick (D)	26
Derick Brassard (C)	26
Steve Vickers (LW)	25
Anders Hedberg (RW)	24
Rick Nash (RW)	24

PENALTY MINUTES	
Ching Johnson (D)	150
Jeff Beukeboom (D)	147
Ed Hospodar (D)	135
Brad Park (D)	129
Walt Tkaczuk (C)	119
Ron Greschner (D)	106
Vic Hadfield (LW)	106
Ron Duguay (C)	103
Ted Irvine (LW)	102
Troy Mallette (LW)	99
Mark Hardy (D)	94
Mike Allison (RW)	92
Don Maloney (LW)	91
Dave Maloney (D)	91
Joey Kocur (RW)	84
Eddie Johnstone (RW)	83
Kris King (LW)	80

GOALS BY A DEFENSEMAN	
PLAYER	**TOTAL**
Brian Leetch	28
Ron Greschner	17
Brad Park	12
Reijo Ruotsalainen	11
Barry Beck	10
Ryan McDonagh	10
Babe Pratt	9
Sergei Zubov	8
Dave Maloney	7
Dan Girardi	6
Marc Staal	6
Ott Heller	6

ASSISTS BY A DEFENSEMAN	
Brian Leetch	61
Brad Park	32
Ron Greschner	32
Ryan McDonagh	31
Dan Girardi	27
James Patrick	26
Barry Beck	22
Sergei Zubov	22

POINTS BY A DEFENSEMAN	
Brian Leetch	89
Ron Greschner	49
Brad Park	44
Ryan McDonagh	41
Dan Girardi	33
Barry Beck	32
James Patrick	31
Sergei Zubov	30
Reijo Ruotsalainen	27
Dave Maloney	24
Dale Rolfe	22
Carol Vadnais	21

WINS	
Henrik Lundqvist	61
Mike Richter	41
Ed Giacomin	29
Dave Kerr	17
John Davidson	16
John Vanbiesbrouck	13
Ed Mio	9
Chuck Rayner	9
John Ross Roach	9
Steve Baker	7
Andy Aitkenhead	6
Gilles Villemure	5
Gump Worsley	5

SHUTOUTS	
Henrik Lundqvist	10
Mike Richter	9
Dave Kerr	7
John Ross Roach	5
Andy Aitkenhead	3
Lorne Chabot	2
John Vanbiesbrouck	2

APPEARANCES	
Henrik Lundqvist	128
Mike Richter	76
Ed Giacomin	65
John Vanbiesbrouck	38
Dave Kerr	32
John Davidson	30
John Ross Roach	21

SINGLE SEASON PLAYOFF LEADERS

GOALS

PLAYER	YEAR	TOTAL
Mark Messier	1993-94	12
Brian Leetch	1993-94	11
Adam Graves	1993-94	10
Wayne Gretzky	1996-97	10
Steve Larmer	1993-94	9
Alex Kovalev	1993-94	9
Esa Tikkanen	1996-97	9
Derick Brassard	2014-15	9
Cecil Dillon	1932-33	8
Vic Hadfield	1970-71	8
Phil Esposito	1978-79	8
Ron Duguay	1980-81	8
Anders Hedberg	1980-81	8
Ulf Nilsson	1980-81	8
Pierre Larouche	1985-86	8
Mike Gartner	1991-92	8
Martin St. Louis	2013-14	8

ASSISTS

Brian Leetch	1993-94	23
Mark Messier	1993-94	18
Sergei Zubov	1993-94	14
Don Maloney	1978-79	13
Ryan McDonagh	2013-14	13
Phil Esposito	1978-79	12
Alex Kovalev	1993-94	12
Bobby Rousseau	1971-72	11
Mike McEwen	1978-79	11
Brian Leetch	1991-92	11
Mark Messier	1994-95	10
Wayne Gretzky	1996-97	10
Jaromir Jagr	2007-08	10
Derick Brassard	2012-13	10
Derek Stepan	2013-14	10

POINTS

Brian Leetch	1993-94	34
Mark Messier	1993-94	30
Alex Kovalev	1993-94	21
Don Maloney	1978-79	20
Phil Esposito	1978-79	20
Wayne Gretzky	1996-97	20
Sergei Zubov	1993-94	19
Bobby Rousseau	1971-72	17
Ron Duguay	1980-81	17
Pierre Larouche	1985-86	17
Adam Graves	1993-94	17
Ryan McDonagh	2013-14	17

PENALTY MINUTES

Ed Hospodar	1980-81	93
Troy Mallette	1989-90	81
Chris Kotsopoulos	1980-81	63
Jeff Beukeboom	1993-94	50
Jeff Beukeboom	1991-92	47
Ching Johnson	1927-28	46
Vic Hadfield	1970-71	46
Gary Doak	1971-72	46
Larry Melnyk	1985-86	46
Dave Maloney	1978-79	45
Wilf Paiement	1985-86	45

POWER PLAY GOALS

Adam Graves	1995-96	6
Alex Kovalev	1993-94	5
Rod Gilbert	1971-72	4
Ron Greschner	1978-79	4
Robbie Ftorek	1981-82	4
Pierre Larouche	1985-86	4
Wilf Paiement	1985-86	4
Mike Gartner	1989-90	4
Brian Leetch	1993-94	4

SHORTHANDED GOALS

Cecil Dillon	1932-33	3
Mac Colville	1939-40	2
Bob Brooke	1985-86	2
Mark Messier	1991-92	2
Carl Hagelin	2013-14	2

GOALS BY A ROOKIE

Don Maloney	1978-79	7
Mike Ridley	1985-86	6
Steve Vickers	1972-73	5
Lance Nethery	1980-81	5
Chris Kreider	2011-12	5
Chris Kreider	2013-14	5
Reijo Ruotsalainen	1981-82	4
Niklas Sundstrom	1995-96	4
Brandon Dubinsky	2007-08	4
Brady Skjei	2016-17	4

POINTS BY A ROOKIE

PLAYER	YEAR	TOTAL
Don Maloney	1978-79	20
Mike Ridley	1985-86	14
Chris Kreider	2013-14	13
Steve Vickers	1972-73	9
Reijo Ruotsalainen	1981-82	9
Tony Amonte	1991-92	9
Lance Nethery	1980-81	8
Peter Wallin	1980-81	8
Brandon Dubinsky	2007-08	8
Mikko Leinonen	1981-82	7
Kelly Miller	1985-86	7
Darren Turcotte	1989-90	7
Niklas Sundstrom	1995-96	7
Chris Kreider	2011-12	7
Kevin Hayes	2014-15	7

GOALS BY A DEFENSEMAN

Brian Leetch	1993-94	11
Ron Greschner	1978-79	7
Brian Leetch	1994-95	6
Barry Beck	1980-81	5
Sergei Zubov	1993-94	5
Brad Park	1971-72	4
Dale Rolfe	1971-72	4
Brad Park	1973-74	4
Ron Greschner	1980-81	4
Reijo Ruotsalainen	1981-82	4
Reijo Ruotsalainen	1982-83	4
Brian Leetch	1991-92	4
Ryan McDonagh	2013-14	4
Brady Skjei	2016-17	4

POINTS BY A DEFENSEMAN

Brian Leetch	1993-94	34
Sergei Zubov	1993-94	19
Ryan McDonagh	2013-14	17
Brian Leetch	1991-92	15
Brian Leetch	1994-95	14
Mike McEwen	1978-79	13
Barry Beck	1980-81	13
Brad Park	1973-74	12
Ron Greschner	1978-79	12
Ron Greschner	1980-81	12
Dan Girardi	2011-12	12
Brad Park	1971-72	11
Carol Vadnais	1978-79	11
James Patrick	1989-90	11
Sergei Zubov	1994-95	11
Keith Yandle	2014-15	11

WINS

Mike Richter	1993-94	16
Henrik Lundqvist	2013-14	13
John Davidson	1978-79	11
Henrik Lundqvist	2014-15	11
Henrik Lundqvist	2011-12	10
Mike Richter	1996-97	9
Dave Kerr	1939-40	8
John Vanbiesbrouck	1985-86	8
Chuck Rayner	1949-50	7
Ed Giacomin	1970-71	7
Ed Giacomin	1973-74	7
Steve Baker	1980-81	7
Andy Aitkenhead	1932-33	6
Dave Kerr	1936-37	6
Ed Giacomin	1971-72	6
Henrik Lundqvist	2006-07	6
Henrik Lundqvist	2016-17	6

SHUTOUTS

Dave Kerr	1936-37	4
Mike Richter	1993-94	4
John Ross Roach	1928-29	3
Dave Kerr	1939-40	3
Mike Richter	1996-97	3
Henrik Lundqvist	2011-12	3

APPEARANCES

Henrik Lundqvist	2013-14	25
Mike Richter	1993-94	23
Henrik Lundqvist	2011-12	20
Henrik Lundqvist	2014-15	19
John Davidson	1978-79	18
John Vanbiesbrouck	1985-86	16
Mike Richter	1996-97	15
Steve Baker	1980-81	14
Ed Giacomin	1973-74	13
Dave Kerr	1939-40	12
Chuck Rayner	1949-50	12
Ed Giacomin	1970-71	12
Henrik Lundqvist	2012-13	12
Henrik Lundqvist	2016-17	12
Mike Richter	1995-96	11

STANLEY CUP WINNING GOALS

BY RANGERS

YEAR	PLAYER, OPPONENT	LOCATION
1928	Frank Boucher vs. Montreal Maroons	at Montreal
1933	Bill Cook vs. Toronto Maple Leafs	at Toronto
1940	Bryan Hextall vs. Toronto Maple Leafs	at Toronto
1994	Mark Messier vs. Vancouver Canucks	at Madison Square Garden

AGAINST RANGERS

YEAR	PLAYER, TEAM	LOCATION
1929	Bill Carson — Boston Bruins	at Madison Square Garden
1932	Ace Bailey — Toronto Maple Leafs	at Toronto
1937	Marty Barry — Detroit Red Wings	at Detroit
1950	Pete Babando — Detroit Red Wings	at Detroit
1972	Bobby Orr — Boston Bruins	at Madison Square Garden
1979	Jacques Lemaire — Montreal Canadiens	at Montreal
2014	Alec Martinez – Los Angeles Kings	at Los Angeles

ALL-TIME PLAYOFF HAT TRICKS

Frank Boucher vs. Toronto, 4/9/32 at Toronto, Finals Game 3, 6-4 Maple Leafs, Opposing Goalie: Lorne Chabot.
Bryan Hextall vs. Toronto, 4/3/40 at New York, Finals Game 2, 6-2 Rangers, Opposing Goalie: Turk Broda.
Pentti Lund vs. Montreal, 4/2/50 at New York, Semifinals Game 3, 4-1 Rangers, Opposing Goalie: Bill Durnan.
Vic Hadfield vs. Chicago, 4/22/71 at New York, Semifinals Game 3, 4-1 Rangers, Opposing Goalie: Tony Esposito.
Steve Vickers vs. Boston, 4/10/73 at Boston, Quarterfinals Game 5, 6-3 Rangers, Opposing Goalies: Ross Brooks & Eddie Johnston.
Ron Duguay vs. Philadelphia, 4/20/80 at New York, Quarterfinals Game 4, 4-2 Rangers, Opposing Goalie: Pete Peeters.
Mike Gartner vs. Islanders, 4/13/90 at New York, Division Semifinals Game 5, 6-5 Rangers, Opposing Goalies: Mark Fitzpatrick and Glenn Healy.
Bernie Nicholls vs. Washington, 4/19/90 at New York, Division Finals Game 1, 7-3 Rangers, Opposing Goalie: Mike Liut.
Mike Gartner vs. New Jersey, 4/27/92 at New York, Division Semifinals Game 5, 8-5 Rangers, Opposing Goalie: Chris Terreri.
Mark Messier vs. New Jersey, 5/25/94 at New Jersey, Conference Finals Game 6, 4-2 Rangers, Opposing Goalie: Martin Brodeur (Empty Net).
Brian Leetch vs. Philadelphia, 5/22/95 at Philadelphia, Conference Semifinals Game 2, 4-3 Flyers, Opposing Goalie: Ron Hextall.
Wayne Gretzky vs. Florida, 4/23/97 at New York, Conference Quarterfinals Game 4, 3-2 Rangers, Opposing Goalie: John Vanbiesbrouck.
Wayne Gretzky vs. Philadelphia, 5/18/97 at Philadelphia, Conference Finals Game 2, 5-4 Rangers, Opposing Goalie: Garth Snow.
Michael Nylander vs. Atlanta, 4/17/07 at New York, Conference Quarterfinals Game 3, 7-0 Rangers, Opposing Goalie: Kari Lehtonen.
Derick Brassard vs. Tampa Bay, 5/26/15 at Tampa Bay, Conference Final Game 6, 7-3 Rangers, Opposing Goalie: Ben Bishop (Empty Net).

ALL-TIME PLAYOFF HAT TRICKS AGAINST

Busher Jackson 4/5/32 at New York, Finals Game 1, 6-4 Maple Leafs, Goalie: John Ross Roach.
Maurice Richard 3/20/56 at Montreal, Semifinals Game 1, 7-1 Canadiens, Goalie: Gump Worsley.
Bernie Geoffrion 3/30/57 at Montreal, Semifinals Game 3, 8-3 Canadiens, Goalie: Gump Worsley.
Jerry Toppazzini 4/5/58 at Boston, Semifinals Game 6, 8-2 Boston, Goalie: Gump Worsley.
Phil Esposito 4/8/70 at Boston, Quarterfinals Game 1, 8-2 Boston, Goalie: Ed Giacomin.
Ken Hodge 4/30/72 at Boston, Finals Game 1, 6-5 Boston, Goalie: Ed Giacomin.
Yvan Cournoyer 4/11/74 at Montreal, Quarterfinals Game 2, 4-1 Canadiens, Goalie: Ed Giacomin.
Duane Sutter 4/15/83 at Long Island, Division Finals Game 2, 5-0 Islanders, Goalie: Glen Hanlon.
Tim Kerr 4/13/85 at New York, Division Semifinals Game 3, 6-5 Flyers, Goalie: Glen Hanlon.
Peter Zezel 4/13/86 at New York, Division Semifinals Game 4, 7-1 Flyers, Goalie: John Vanbiesbrouck.
John Druce 4/21/90 at New York, Division Finals Game 2, 6-3 Capitals, Goalie: John Vanbiesbrouck (Empty Net).
Ron Francis 5/9/92 at Pittsburgh, Division Finals Game 4, 5-4 Penguins, Goalies: John Vanbiesbrouck & Mike Richter.
Joe Sakic 5/6/95 at Quebec, Conference Quarterfinals Game 1, 5-4 Nordiques, Goalie: Mike Richter.
John LeClair 5/21/95 at Philadelphia, Conference Semifinals Game 1, 5-4 Flyers, Goalie: Mike Richter.
Jaromir Jagr 5/11/96 at Pittsburgh, Conference Semifinals Game 5, 7-3 Penguins, Goalie: Mike Richter.
Mario Lemieux 5/11/96 at Pittsburgh, Conference Semifinals Game 5, 7-3 Penguins, Goalie: Mike Richter.
Eric Lindros 5/20/97 at New York, Conference Finals Game 3, 6-3 Flyers, Goalie: Mike Richter (Empty Net).
John Madden 4/24/06 at New Jersey, Conference Quarterfinals Game 2, 4-1 Devils, Goalie: Kevin Weekes.
Wayne Simmonds 4/29/14 at Philadelphia, First Round Game 6, 5-2 Flyers, Goalie: Henrik Lundqvist.
Rene Bourque 5/27/14 at Montreal, Conference Final Game 5, 7-4 Canadiens, Goalies: Henrik Lundqvist & Cam Talbot.
Tyler Johnson 5/18/15 at New York, Conference Final Game 2, 6-2 Lightning, Goalie: Henrik Lundqvist.
Patric Hornqvist 4/13/16 at Pittsburgh, First Round Game 1, 5-2 Penguins, Goalies: Henrik Lundqvist & Antti Raanta (Empty Net).
Jean-Gabriel Pageau 4/29/17 at Ottawa, Second Round Game 2, 6-5 Senators, Goalie: Henrik Lundqvist.

RANGERS YEAR-BY-YEAR PLAYOFF SCORING

1926-27	GP	G	A	PTS	PIM
Bill Cook	2	1	0	1	10
Taffy Abel	2	0	1	1	8
Frank Boucher	2	0	0	0	4
Leo Bourgeault	2	0	0	0	4
Stan Brown	2	0	0	0	0
Lorne Chabot	2	0	0	0	0
Bun Cook	2	0	0	0	6
Ching Johnson	2	0	0	0	8
Reg Mackey	1	0	0	0	0
Murray Murdoch	2	0	0	0	0
Paul Thompson	2	0	0	0	0

1927-28	GP	G	A	PTS	PIM
Frank Boucher	9	7	3	10	2
Bill Cook	9	2	3	5	26
Bun Cook	9	2	1	3	10
Murray Murdoch	9	2	1	3	12
Ching Johnson	9	1	1	2	46
Taffy Abel	9	1	0	1	16
Alex Gray	9	1	0	1	0
Leo Bourgeault	9	0	0	0	8
Bill Boyd	9	0	0	0	0
Patsy Callighen	9	0	0	0	0
Lorne Chabot	6	0	0	0	0
Joe Miller	3	0	0	0	0
Lester Patrick	1	0	0	0	0
Paul Thompson	8	0	0	0	32

1928-29	GP	G	A	PTS	PIM
Butch Keeling	6	3	0	3	2
Paul Thompson	6	0	2	2	4
Frank Boucher	6	1	0	1	0
Bun Cook	6	1	0	1	12
Taffy Abel	6	0	0	0	8
Leo Bourgeault	6	0	0	0	0
Gerry Carson	5	0	0	0	0
Bill Cook	6	0	0	0	6
Ching Johnson	6	0	0	0	26
Murray Murdoch	6	0	0	0	2
Russell Oatman	4	0	0	0	0
John Ross Roach	6	0	0	0	0
Sparky Vail	6	0	0	0	2

1929-30	GP	G	A	PTS	PIM
Murray Murdoch	4	3	0	3	6
Butch Keeling	4	0	3	3	8
Bun Cook	4	2	0	2	2
Frank Boucher	3	1	1	2	0
Leo Bourgeault	3	1	1	2	6
Bill Cook	4	0	1	1	11
Leroy Goldsworthy	4	0	0	0	2
Ching Johnson	4	0	0	0	14
Leo Quenneville	3	0	0	0	0
Bill Regan	4	0	0	0	0
Leo Reise	4	0	0	0	16
John Ross Roach	4	0	0	0	0
Ralph Taylor	4	0	0	0	10
Paul Thompson	4	0	0	0	2
Sparky Vail	4	0	0	0	0

1930-31	GP	G	A	PTS	PIM
Bill Cook	4	3	0	3	2
Paul Thompson	4	3	0	3	0
Butch Keeling	4	1	1	2	0
Frank Boucher	4	0	2	2	0
Murray Murdoch	4	0	2	2	0
Ching Johnson	4	1	0	1	10
Cecil Dillon	4	0	1	1	2
Bun Cook	4	0	0	0	11
Joe Jerwa	4	0	0	0	8
Bud Maracle	4	0	0	0	0
Frank Peters	4	0	0	0	2
Bill Regan	4	0	0	0	2
John Ross Roach	4	0	0	0	0

1931-32	GP	G	A	PTS	PIM
Frank Boucher	7	3	6	9	0
Bun Cook	7	6	2	8	12
Bill Cook	7	3	3	6	2
Ott Heller	7	3	1	4	8
Cecil Dillon	7	2	1	3	4
Butch Keeling	7	2	1	3	12
Earl Seibert	7	1	2	3	14
Ching Johnson	7	2	0	2	24
Murray Murdoch	7	0	2	2	2

1931-32 (CONT'D)	GP	G	A	PTS	PIM
Doug Brennan	7	1	0	1	10
Art Somers	7	0	1	1	8
Vic Desjardins	7	0	0	0	0
Dutch Gainor	7	0	0	0	2
Hib Milks	7	0	0	0	0
John Ross Roach	7	0	0	0	0

1932-33	GP	G	A	PTS	PIM
Cecil Dillon	8	8	2	10	6
Murray Murdoch	8	2	4	6	2
Bill Cook	8	3	2	5	4
Art Somers	8	1	4	5	8
Frank Boucher	8	2	2	4	6
Ott Heller	8	3	0	3	10
Butch Keeling	8	1	2	3	8
Bun Cook	8	2	0	2	4
Oscar Asmundson	8	0	2	2	4
Ching Johnson	8	1	0	1	12
Earl Seibert	8	1	0	1	16
Babe Siebert	8	1	0	1	12
Andy Aitkenhead	8	0	0	0	0
Doug Brennan	8	0	0	0	11
Gord Pettinger	8	0	0	0	0

1933-34	GP	G	A	PTS	PIM
Vic Ripley	2	1	0	1	4
Cecil Dillon	2	0	1	1	2
Andy Aitkenhead	2	0	0	0	0
Frank Boucher	2	0	0	0	0
Doug Brennan	1	0	0	0	0
Bill Cook	2	0	0	0	2
Bun Cook	2	0	0	0	2
Danny Cox	2	0	0	0	0
Duke Dukowski	2	0	0	0	0
Ott Heller	2	0	0	0	0
Ching Johnson	2	0	0	0	4
Butch Keeling	2	0	0	0	0
Murray Murdoch	2	0	0	0	0
Earl Seibert	2	0	0	0	4
Art Somers	2	0	0	0	0

1934-35	GP	G	A	PTS	PIM
Lynn Patrick	4	2	2	4	0
Cecil Dillon	4	2	1	3	0
Butch Keeling	4	2	1	3	0
Bill Cook	4	1	2	3	7
Frank Boucher	4	0	3	3	0
Bun Cook	4	2	0	2	0
Murray Murdoch	4	0	2	2	4
Bert Connelly	4	1	0	1	0
Ott Heller	4	0	1	1	4
Charlie Mason	4	0	1	1	0
Ching Johnson	3	0	0	0	2
Dave Kerr	4	0	0	0	0
Bill MacKenzie	3	0	0	0	0
Earl Seibert	4	0	0	0	6
Art Somers	2	0	0	0	2
Harold Starr	4	0	0	0	2

1936-37	GP	G	A	PTS	PIM
Neil Colville	9	3	3	6	0
Butch Keeling	9	3	2	5	2
Frank Boucher	9	2	3	5	0
Alex Shibicky	9	1	4	5	0
Babe Pratt	9	3	1	4	11
Lynn Patrick	9	3	0	3	2
Mac Colville	9	1	2	3	2
Art Coulter	9	0	3	3	15
Cecil Dillon	9	0	3	3	0
Joe Cooper	9	1	1	2	12
Murray Murdoch	9	1	1	2	0
Phil Watson	9	0	2	2	9
Ching Johnson	9	0	1	1	4
Ott Heller	9	0	0	0	11
Dave Kerr	9	0	0	0	0

1937-38	GP	G	A	PTS	PIM
Bryan Hextall	3	2	0	2	0
Alex Shibicky	3	2	0	2	2
Clint Smith	3	2	0	2	0
Mac Colville	3	0	2	2	0
Phil Watson	3	0	2	2	0
Cecil Dillon	3	1	0	1	0
Neil Colville	2	0	1	1	0
Ott Heller	3	0	1	1	2

RANGERS YEAR-BY-YEAR PLAYOFF SCORING

1937-38 (CONT'D)	GP	G	A	PTS	PIM
Butch Keeling	3	0	1	1	2
Lynn Patrick	3	0	1	1	0
Joe Cooper	3	0	0	0	4
Dutch Hiller	1	0	0	0	0
Dave Kerr	3	0	0	0	0
Larry Molyneaux	3	0	0	0	8
Muzz Patrick	3	0	0	0	4
Babe Pratt	2	0	0	0	2

1938-39	GP	G	A	PTS	PIM
Alex Shibicky	7	3	1	4	2
Mac Colville	7	1	2	3	4
Babe Pratt	7	1	2	3	11
Clint Smith	7	1	2	3	0
Bill Carse	6	1	1	2	0
Art Coulter	7	1	1	2	6
Lynn Patrick	7	1	1	2	0
Phil Watson	7	1	1	2	7
Neil Colville	7	0	2	2	2
Dutch Hiller	7	1	0	1	7
Muzz Patrick	7	1	0	1	17
Ott Heller	7	0	1	1	10
Bryan Hextall	7	0	1	1	4
George Allen	7	0	0	0	4
Cecil Dillon	1	0	0	0	0
Bert Gardiner	6	0	0	0	0
Dave Kerr	1	0	0	0	0
Larry Molyneaux	7	0	0	0	0

1939-40	GP	G	A	PTS	PIM
Phil Watson	12	3	6	9	16
Neil Colville	12	2	7	9	18
Bryan Hextall	12	4	3	7	11
Alex Shibicky	11	2	5	7	4
Dutch Hiller	12	2	4	6	0
Mac Colville	12	3	2	5	6
Alf Pike	12	3	1	4	6
Babe Pratt	12	3	1	4	18
Lynn Patrick	12	2	2	4	4
Clint Smith	11	1	3	4	2
Muzz Patrick	12	3	0	3	13
Ott Heller	12	0	3	3	12
Kilby MacDonald	12	0	2	2	4
Art Coulter	12	1	0	1	21
Dave Kerr	12	0	0	0	0
Stan Smith	1	0	0	0	0

1940-41	GP	G	A	PTS	PIM
Mac Colville	3	1	1	2	2
Neil Colville	3	1	1	2	0
Babe Pratt	3	1	1	2	6
Phil Watson	3	0	2	2	9
Kilby MacDonald	3	1	0	1	0
Lynn Patrick	3	1	0	1	14
Alex Shibicky	3	1	0	1	2
Ott Heller	3	0	1	1	4
Bryan Hextall	3	0	1	1	0
Alf Pike	3	0	1	1	2
Art Coulter	3	0	0	0	14
Dutch Hiller	3	0	0	0	0
Dave Kerr	3	0	0	0	0
Muzz Patrick	3	0	0	0	2
Clint Smith	3	0	0	0	0

1941-42	GP	G	A	PTS	PIM
Alex Shibicky	6	3	2	5	2
Phil Watson	6	1	4	5	8
Neil Colville	6	0	5	5	6
Mac Colville	6	3	1	4	0
Babe Pratt	6	1	3	4	24
Bryan Hextall	6	1	1	2	4
Alan Kuntz	6	1	0	1	2
Lynn Patrick	6	1	0	1	0
Alf Pike	6	1	0	1	4
Art Coulter	6	0	1	1	4
Bill Juzda	6	0	1	1	4
Grant Warwick	6	0	1	1	2
Ott Heller	6	0	0	0	0
Jim Henry	6	0	0	0	0
Hub Macey	1	0	0	0	0
Clint Smith	5	0	0	0	0

1947-48	GP	G	A	PTS	PIM
Tony Leswick	6	3	2	5	18
Phil Watson	5	2	3	5	2

1947-48 (CONT'D)	GP	G	A	PTS	PIM
Edgar Laprade	6	1	4	5	0
Buddy O'Connor	6	1	4	5	0
Bryan Hextall	6	1	3	4	0
Don Raleigh	6	2	0	2	2
Neil Colville	6	1	0	1	6
Eddie Kullman	6	1	0	1	2
Dunc Fisher	1	0	1	1	0
Nick Mickoski	2	0	1	1	0
Fred Shero	6	0	1	1	6
Buck Davies	1	0	0	0	0
Frank Eddolls	2	0	0	0	0
Cal Gardner	5	0	0	0	0
Bill Juzda	6	0	0	0	9
Jean-Paul Lamirande	6	0	0	0	4
Jack Lancien	2	0	0	0	2
Bill Moe	1	0	0	0	0
Chuck Rayner	6	0	0	0	0
Ed Slowinski	4	0	0	0	0
Rene Trudell	5	0	0	0	2

1949-50	GP	G	A	PTS	PIM
Pentti Lund	12	6	5	11	0
Don Raleigh	12	4	5	9	4
Edgar Laprade	12	3	5	8	4
Ed Slowinski	12	2	6	8	6
Allan Stanley	12	2	5	7	10
Buddy O'Connor	12	4	2	6	4
Dunc Fisher	12	3	3	6	14
Tony Leswick	12	2	4	6	12
Nick Mickoski	12	1	5	6	2
Pat Egan	12	3	1	4	6
Gus Kyle	12	1	2	3	30
Alex Kaleta	10	0	3	3	0
Jack Gordon	9	1	1	2	7
Frank Eddolls	11	0	1	1	4
Jack Lancien	5	0	1	1	0
Fred Shero	7	0	1	1	2
Jean-Paul Lamirande	2	0	0	0	0
Jackie McLeod	7	0	0	0	0
Chuck Rayner	12	0	0	0	0
Don Smith	1	0	0	0	0

1955-56	GP	G	A	PTS	PIM
Bill Gadsby	5	1	3	4	4
Jean-Guy Gendron	5	2	1	3	2
Andy Bathgate	5	1	2	3	2
Bronco Horvath	5	1	2	3	4
Danny Lewicki	5	0	3	3	0
Jack Evans	5	1	0	1	18
Andy Hebenton	5	1	0	1	2
Wally Hergesheimer	5	1	0	1	0
Dean Prentice	5	1	0	1	2
Harry Howell	5	0	1	1	4
Ron Murphy	5	0	1	1	2
Larry Popein	5	0	1	1	2
Gordie Bell	2	0	0	0	0
Pete Conacher	5	0	0	0	0
Dave Creighton	5	0	0	0	4
Lou Fontinato	4	0	0	0	6
Ivan Irwin	5	0	0	0	8
Gump Worsley	3	0	0	0	2

1956-57	GP	G	A	PTS	PIM
Camille Henry	5	2	3	5	0
Dave Creighton	5	2	2	4	2
Bill Gadsby	5	1	2	3	2
Red Sullivan	5	1	2	3	4
Larry Popein	4	0	3	3	0
Andy Bathgate	5	2	0	2	7
Andy Hebenton	5	2	0	2	2
Parker MacDonald	1	1	1	2	0
Dean Prentice	5	0	2	2	4
Harry Howell	5	1	0	1	6
Jack Evans	5	0	1	1	4
Jean-Guy Gendron	5	0	1	1	6
Danny Lewicki	5	0	1	1	2
Larry Cahan	3	0	0	0	2
Gerry Foley	3	0	0	0	0
Lou Fontinato	5	0	0	0	7
Ron Murphy	5	0	0	0	0
Gump Worsley	5	0	0	0	0

1957-58	GP	G	A	PTS	PIM
Andy Bathgate	6	5	3	8	6
Dave Creighton	6	3	3	6	2

RANGERS YEAR-BY-YEAR PLAYOFF SCORING

1957-58 (CONT'D)	GP	G	A	PTS	PIM
Andy Hebenton	6	2	3	5	4
Camille Henry	6	1	4	5	5
Dean Prentice	6	1	3	4	4
Parker MacDonald	6	1	2	3	2
Bill Gadsby	6	0	3	3	4
Hank Ciesla	6	0	2	2	0
Jean-Guy Gendron	6	1	0	1	11
Harry Howell	6	1	0	1	8
Larry Popein	6	1	0	1	4
Gerry Foley	6	0	1	1	2
Lou Fontinato	6	0	1	1	6
Larry Cahan	5	0	0	0	4
Jack Evans	6	0	0	0	17
Danny Lewicki	6	0	0	0	6
Red Sullivan	1	0	0	0	0
Gump Worsley	6	0	0	0	0

1961-62	GP	G	A	PTS	PIM
Earl Ingarfield	6	3	2	5	2
Dave Balon	6	2	3	5	2
Rod Gilbert	4	2	3	5	4
Jean-Guy Gendron	6	3	1	4	2
Johnny Wilson	6	2	2	4	4
Andy Bathgate	6	1	2	3	4
Andy Hebenton	6	1	2	3	0
Dean Prentice	3	0	2	2	0
Ken Schinkel	2	1	0	1	0
Ted Hampson	6	0	1	1	0
Doug Harvey	6	0	1	1	2
Harry Howell	6	0	1	1	8
Albert Langlois	6	0	1	1	2
Larry Cahan	6	0	0	0	10
Vic Hadfield	4	0	0	0	2
Pat Hannigan	4	0	0	0	2
Camille Henry	5	0	0	0	0
Irv Spencer	1	0	0	0	2
Gump Worsley	6	0	0	0	0

1966-67	GP	G	A	PTS	PIM
Rod Gilbert	4	2	2	4	6
Bob Nevin	4	0	3	3	2
Bernie Geoffrion	4	2	0	2	0
Reggie Fleming	4	0	2	2	11
Orland Kurtenbach	3	0	2	2	0
Phil Goyette	4	1	0	1	0
Vic Hadfield	4	1	0	1	17
Earl Ingarfield	4	1	0	1	2
Jim Neilson	4	1	0	1	0
Red Berenson	4	0	1	1	2
Don Marshall	4	0	1	1	2
Ken Schinkel	4	0	1	1	0
Arnie Brown	4	0	0	0	6
Ed Giacomin	4	0	0	0	0
Wayne Hillman	4	0	0	0	2
Harry Howell	4	0	0	0	4
Al MacNeil	4	0	0	0	2
Jean Ratelle	4	0	0	0	0

1967-68	GP	G	A	PTS	PIM
Rod Gilbert	6	5	0	5	4
Jean Ratelle	6	0	4	4	2
Don Marshall	6	2	1	3	0
Vic Hadfield	6	1	2	3	6
Bob Nevin	6	0	3	3	4
Rod Seiling	6	1	1	2	4
Ron Stewart	6	1	1	2	2
Reggie Fleming	6	0	2	2	4
Jim Neilson	6	0	2	2	4
Harry Howell	6	1	0	1	0
Orland Kurtenbach	6	1	0	1	26
Arnie Brown	6	0	1	1	8
Bernie Geoffrion	1	0	1	1	0
Phil Goyette	6	0	1	1	4
Ed Giacomin	6	0	0	0	0
Camille Henry	6	0	0	0	0
Dennis Hextall	2	0	0	0	0
Wayne Hillman	2	0	0	0	0
Larry Jeffrey	3	0	0	0	0

1968-69	GP	G	A	PTS	PIM
Vic Hadfield	4	2	1	3	2
Jim Neilson	4	0	3	3	5
Bob Nevin	4	0	2	2	0
Brad Park	4	0	2	2	7
Dave Balon	4	1	0	1	0
Rod Gilbert	4	1	0	1	2

1968-69 (CONT'D)	GP	G	A	PTS	PIM
Don Marshall	4	1	0	1	0
Jean Ratelle	4	1	0	1	0
Rod Seiling	4	1	0	1	2
Arnie Brown	4	0	1	1	0
Ron Stewart	4	0	1	1	0
Walt Tkaczuk	4	0	1	1	6
Reggie Fleming	3	0	0	0	7
Ed Giacomin	3	0	0	0	5
Phil Goyette	3	0	0	0	0
Al Hamilton	1	0	0	0	0
Harry Howell	2	0	0	0	0
Larry Jeffrey	4	0	0	0	2
Gilles Villemure	1	0	0	0	0

1969-70	GP	G	A	PTS	PIM
Rod Gilbert	6	4	5	9	0
Jack Egers	5	3	1	4	10
Jean Ratelle	6	1	3	4	0
Arnie Brown	4	0	4	4	9
Walt Tkaczuk	6	2	1	3	17
Ted Irvine	6	1	2	3	8
Orland Kurtenbach	6	1	2	3	24
Brad Park	5	1	2	3	11
Dave Balon	6	1	1	2	32
Tim Horton	6	1	1	2	28
Bob Nevin	6	1	1	2	2
Bill Fairbairn	6	0	1	1	10
Don Luce	5	0	1	1	4
Jim Neilson	6	0	1	1	8
Don Blackburn	1	0	0	0	0
Ab DeMarco Jr.	5	0	0	0	2
Ed Giacomin	5	0	0	0	0
Al Hamilton	5	0	0	0	2
Don Marshall	1	0	0	0	0
Terry Sawchuk	3	0	0	0	0
Rod Seiling	2	0	0	0	0
Ron Stewart	6	0	0	0	2

1970-71	GP	G	A	PTS	PIM
Vic Hadfield	13	8	5	13	46
Jean Ratelle	13	2	9	11	8
Rod Gilbert	13	4	6	10	8
Bob Nevin	13	5	3	8	0
Walt Tkaczuk	13	1	5	6	14
Dave Balon	13	3	2	5	4
Pete Stemkowski	13	3	2	5	6
Tim Horton	13	1	4	5	14
Bruce MacGregor	13	0	4	4	2
Brad Park	13	0	4	4	42
Ted Irvine	12	1	2	3	28
Jim Neilson	13	0	3	3	30
Rod Seiling	13	1	0	1	12
Ron Stewart	13	1	0	1	0
Larry Brown	11	0	1	1	0
Dale Rolfe	13	0	1	1	14
Glen Sather	13	0	1	1	18
Jack Egers	3	0	0	0	2
Bill Fairbairn	3	0	0	0	0
Ed Giacomin	12	0	0	0	2
Gilles Villemure	2	0	0	0	0

1971-72	GP	G	A	PTS	PIM
Bobby Rousseau	16	6	11	17	7
Vic Hadfield	16	7	9	16	22
Rod Gilbert	16	7	8	15	11
Bill Fairbairn	16	5	7	12	11
Pete Stemkowski	16	4	8	12	18
Brad Park	16	4	7	11	21
Walt Tkaczuk	16	4	6	10	35
Ted Irvine	16	4	5	9	19
Bruce MacGregor	16	2	6	8	4
Dale Rolfe	16	4	3	7	16
Rod Seiling	16	1	4	5	10
Gene Carr	16	1	3	4	21
Phil Goyette	13	1	3	4	2
Ron Stewart	8	2	1	3	0
Jim Neilson	10	0	3	3	8
Ab DeMarco Jr.	4	0	1	1	0
Jean Ratelle	6	0	1	1	0
Glen Sather	16	0	1	1	22
Steve Andrascik	1	0	0	0	0
Gary Doak	12	0	0	0	46
Jim Dorey	1	0	0	0	0
Ed Giacomin	10	0	0	0	2
Gilles Villemure	6	0	0	0	0

RANGERS YEAR-BY-YEAR PLAYOFF SCORING

1972-73	GP	G	A	PTS	PIM
Walt Tkaczuk	10	7	2	9	8
Steve Vickers	10	5	4	9	4
Jean Ratelle	10	2	7	9	0
Bill Fairbairn	10	1	8	9	2
Brad Park	10	2	5	7	8
Rod Gilbert	10	5	1	6	2
Pete Stemkowski	10	4	2	6	6
Bobby Rousseau	10	2	3	5	4
Dale Rolfe	8	0	5	5	6
Vic Hadfield	9	2	2	4	11
Bruce MacGregor	10	2	2	4	2
Ted Irvine	10	1	3	4	20
Jim Neilson	10	0	4	4	2
Ron Harris	10	0	3	3	2
Gene Carr	1	0	1	1	0
Bert Marshall	6	0	1	1	8
Ed Giacomin	10	0	0	0	4
Sheldon Kannegiesser	1	0	0	0	2
Mike Murphy	10	0	0	0	0
Glen Sather	9	0	0	0	7
Gilles Villemure	2	0	0	0	0

1973-74	GP	G	A	PTS	PIM
Pete Stemkowski	13	6	6	12	35
Brad Park	13	4	8	12	38
Dale Rolfe	13	1	8	9	23
Bobby Rousseau	12	1	8	9	4
Bruce MacGregor	13	6	2	8	2
Steve Vickers	13	4	4	8	17
Bill Fairbairn	13	3	5	8	6
Rod Gilbert	13	3	5	8	4
Ted Irvine	13	3	5	8	16
Jean Ratelle	13	2	4	6	0
Walt Tkaczuk	13	0	5	5	22
Ron Harris	11	3	0	3	14
Jerry Butler	12	0	2	2	25
Rod Seiling	13	0	2	2	19
Jack Egers	8	1	0	1	4
Vic Hadfield	6	1	0	1	0
Gilles Marotte	12	0	1	1	6
Jim Neilson	12	0	1	1	4
Ed Giacomin	13	0	0	0	6

1974-75	GP	G	A	PTS	PIM
Steve Vickers	3	2	4	6	6
Jean Ratelle	3	1	5	6	2
Brad Park	3	1	4	5	2
Bill Fairbairn	3	4	0	4	13
Rod Gilbert	3	1	3	4	2
Walt Tkaczuk	3	1	2	3	5
Jerry Butler	3	1	0	1	16
Ron Harris	3	1	0	1	9
Pete Stemkowski	3	1	0	1	10
Nick Beverley	3	0	1	1	0
Ron Greschner	3	0	1	1	2
Ted Irvine	3	0	1	1	11
Gilles Marotte	3	0	1	1	4
John Bednarski	1	0	0	0	17
Ed Giacomin	2	0	0	0	4
Rick Middleton	3	0	0	0	2
Greg Polis	3	0	0	0	6
Derek Sanderson	3	0	0	0	0
Gilles Villemure	2	0	0	0	0

1977-78	GP	G	A	PTS	PIM
Don Murdoch	3	1	3	4	4
Steve Vickers	3	2	1	3	0
Pat Hickey	3	2	0	2	0
Ron Duguay	3	1	1	2	2
Walt Tkaczuk	3	0	2	2	0
Carol Vadnais	3	0	2	2	16
Wayne Dillon	3	0	1	1	0
Phil Esposito	3	0	1	1	5
Dallas Smith	1	0	1	1	0
Don Awrey	3	0	0	0	6
Lucien DeBlois	3	0	0	0	2
Dave Farrish	3	0	0	0	0
Nick Fotiu	3	0	0	0	5
Ron Greschner	3	0	0	0	2
Mark Heaslip	3	0	0	0	0
Dave Maloney	3	0	0	0	11
Mario Marois	1	0	0	0	5
Dan Newman	3	0	0	0	4
John Davidson	2	0	0	0	0
Wayne Thomas	1	0	0	0	0

1978-79	GP	G	A	PTS	PIM
Phil Esposito	18	8	12	20	20
Don Maloney	18	7	13	20	19
Mike McEwen	18	2	11	13	8
Ron Greschner	18	7	5	12	16
Don Murdoch	18	7	5	12	12
Walt Tkaczuk	18	4	7	11	10
Carol Vadnais	18	2	9	11	13
Ron Duguay	18	5	4	9	11
Anders Hedberg	18	4	5	9	12
Steve Vickers	18	5	3	8	13
Pat Hickey	18	1	7	8	6
Bobby Sheehan	15	4	3	7	8
Dave Maloney	17	3	4	7	45
Mario Marois	18	0	6	6	29
Pierre Plante	18	0	6	6	20
Eddie Johnstone	17	5	0	5	10
Lucien DeBlois	9	2	0	2	4
Dave Farrish	7	0	2	2	14
John Davidson	18	0	0	0	6
Nick Fotiu	4	0	0	0	6
Ulf Nilsson	2	0	0	0	2

1979-80	GP	G	A	PTS	PIM
Ron Duguay	9	5	2	7	11
Phil Esposito	9	3	3	6	8
Ron Greschner	9	0	6	6	10
Ulf Nilsson	9	0	6	6	2
Anders Hedberg	9	3	2	5	7
Barry Beck	9	1	4	5	6
Steve Vickers	9	2	2	4	4
Don Maloney	9	0	4	4	10
Dave Maloney	8	2	1	3	8
Dean Talafous	5	1	2	3	9
Carol Vadnais	9	1	2	3	6
Mario Marois	9	0	2	2	8
Ed Hospodar	7	1	0	1	42
Ray Markham	7	1	0	1	24
Warren Miller	6	1	0	1	0
Pat Conacher	3	0	1	1	2
Eddie Johnstone	9	0	1	1	25
Walt Tkaczuk	7	0	1	1	2
Tim Bothwell	9	0	0	0	8
Cam Connor	2	0	0	0	2
John Davidson	9	0	0	0	0

1980-81	GP	G	A	PTS	PIM
Ron Duguay	14	8	9	17	16
Anders Hedberg	14	8	8	16	6
Ulf Nilsson	14	8	8	16	23
Barry Beck	14	5	8	13	32
Ron Greschner	14	4	8	12	17
Steve Vickers	12	4	7	11	14
Lance Nethery	14	5	3	8	9
Dean Talafous	14	3	5	8	2
Peter Wallin	14	2	6	8	6
Jere Gillis	14	2	5	7	9
Don Maloney	13	1	6	7	13
Tom Laidlaw	14	1	4	5	18
Mike Allison	14	3	1	4	20
Eddie Johnstone	8	2	2	4	4
Carol Vadnais	14	1	3	4	26
Chris Kotsopoulos	14	0	3	3	63
Ed Hospodar	12	2	0	2	93
Dave Maloney	2	0	2	2	9
Doug Sulliman	3	1	0	1	0
John Hughes	3	0	1	0	6
Steve Baker	14	0	0	0	4
Gary Burns	1	0	0	0	2
Nick Fotiu	2	0	0	0	4
Steve Weeks	1	0	0	0	0

1981-82	GP	G	A	PTS	PIM
Robbie Ftorek	10	7	4	11	11
Don Maloney	10	5	5	10	10
Reijo Ruotsalainen	10	4	5	9	2
Eddie Johnstone	10	2	6	8	25
Rob McClanahan	10	2	5	7	2
Mikko Leinonen	7	1	6	7	20
Mike Rogers	9	1	6	7	2
Ron Duguay	10	5	1	6	31
Dave Silk	9	2	4	6	4
Barry Beck	10	1	5	6	14
Mark Pavelich	6	1	5	6	0
Dave Maloney	10	1	4	5	6
Cam Connor	10	4	0	4	16

RANGERS YEAR-BY-YEAR PLAYOFF SCORING

1981-82 (CONT'D)	GP	G	A	PTS	PIM
Mike Allison	10	1	3	4	18
Tom Laidlaw	10	0	3	3	14
Andre Dore	10	1	1	2	16
Nick Fotiu	10	0	2	2	6
Carol Vadnais	10	1	0	1	4
Mike Backman	1	0	0	0	2
Gary Burns	4	0	0	0	4
John Davidson	1	0	0	0	0
Claude Larose	2	0	0	0	0
Eddie Mio	8	0	0	0	0
Steve Weeks	4	0	0	0	5
Tom Younghans	2	0	0	0	0

1982-83	GP	G	A	PTS	PIM
Anders Hedberg	9	4	8	12	4
Mark Pavelich	9	4	5	9	12
Rob McClanahan	9	2	5	7	12
Dave Maloney	7	1	6	7	10
Reijo Ruotsalainen	9	4	2	6	6
George McPhee	9	3	3	6	6
Barry Beck	9	2	4	6	8
Eddie Johnstone	9	4	1	5	19
Mike Allison	8	0	5	5	10
Mike Backman	9	2	2	4	0
Ron Duguay	9	2	2	4	28
Ron Greschner	8	2	2	4	12
Mikko Leinonen	7	1	3	4	4
Tom Laidlaw	9	1	1	2	10
Rick Chartraw	9	0	2	2	6
Scot Kleinendorst	6	0	2	2	2
Robbie Ftorek	4	1	0	1	0
Nick Fotiu	5	0	1	1	6
Don Maloney	5	0	1	1	0
Kent-Erik Andersson	9	0	0	0	0
Bill Baker	2	0	0	0	0
Pat Conacher	1	0	0	0	0
Glen Hanlon	1	0	0	0	12
Eddie Mio	8	0	0	0	0
Mike Rogers	1	0	0	0	0

1983-84	GP	G	A	PTS	PIM
Mark Pavelich	5	2	4	6	0
Don Maloney	5	1	4	5	0
Pierre Larouche	5	3	1	4	2
Peter Sundstrom	5	1	3	4	0
James Patrick	5	0	3	3	2
Jan Erixon	5	2	0	2	6
Willie Huber	4	1	1	2	9
Reijo Ruotsalainen	5	1	1	2	2
Mikko Leinonen	5	0	2	2	4
Barry Beck	4	1	0	1	6
Ron Greschner	2	1	0	1	2
Anders Hedberg	5	1	0	1	0
Mike Allison	5	0	1	1	6
Kent-Erik Andersson	5	0	1	1	0
Mark Osborne	5	0	1	1	7
Larry Patey	4	0	1	1	6
Bob Brooke	5	0	0	0	7
Glen Hanlon	5	0	0	0	6
Tom Laidlaw	5	0	0	0	8
Dave Maloney	1	0	0	0	2
Steve Richmond	4	0	0	0	12
Mike Rogers	1	0	0	0	0
John Vanbiesbrouck	1	0	0	0	0

1984-85	GP	G	A	PTS	PIM
Don Maloney	3	4	0	4	2
Mike Rogers	3	0	4	4	4
Anders Hedberg	3	2	1	3	2
Ron Greschner	2	0	3	3	12
Mark Pavelich	3	0	3	3	2
Reijo Ruotsalainen	3	2	0	2	6
Tom Laidlaw	3	0	2	2	4
Grant Ledyard	3	0	2	2	4
Tomas Sandstrom	3	0	2	2	0
Willie Huber	2	1	0	1	2
George McPhee	3	1	0	1	7
Barry Beck	3	0	1	1	11
Bob Brooke	3	0	0	0	8
Jan Erixon	2	0	0	0	2
Glen Hanlon	3	0	0	0	0
Kelly Miller	3	0	0	0	2
Mark Osborne	3	0	0	0	4
Larry Patey	1	0	0	0	0
James Patrick	3	0	0	0	4
Steve Patrick	1	0	0	0	0

1984-85 (CONT'D)	GP	G	A	PTS	PIM
Peter Sundstrom	3	0	0	0	0
John Vanbiesbrouck	1	0	0	0	0
Jim Wiemer	1	0	0	0	0

1985-86	GP	G	A	PTS	PIM
Pierre Larouche	16	8	9	17	0
Bob Brooke	16	6	9	15	28
Mike Ridley	16	6	8	14	26
Wilf Paiement	16	5	5	10	45
Tomas Sandstrom	16	4	6	10	22
Reijo Ruotsalainen	16	0	8	8	6
Kelly Miller	16	3	4	7	4
Brian MacLellan	16	2	4	6	15
James Patrick	16	1	5	6	34
Willie Huber	16	3	2	5	16
Mark Osborne	15	2	3	5	26
Ron Greschner	5	3	1	4	11
Don Maloney	16	2	1	3	31
Larry Melnyk	16	1	2	3	46
Mike Allison	16	0	2	2	38
Tom Laidlaw	7	0	2	2	12
John Vanbiesbrouck	16	0	2	2	2
Jim Wiemer	8	1	0	1	6
Bob Crawford	7	0	1	1	8
Jan Erixon	12	0	1	1	2
Kjell Samuelsson	9	0	1	1	8
Glen Hanlon	3	0	0	0	0
Raimo Helminen	2	0	0	0	0
George McPhee	11	0	0	0	32
Peter Sundstrom	1	0	0	0	2
Rob Whistle	3	0	0	0	2

1986-87	GP	G	A	PTS	PIM
Pierre Larouche	6	3	2	5	4
Ron Greschner	6	0	5	5	0
Don Maloney	6	2	1	3	6
James Patrick	6	1	2	3	2
Tomas Sandstrom	6	1	2	3	20
Ron Duguay	6	2	0	2	4
Marcel Dionne	6	1	1	2	2
Jeff Jackson	6	1	1	2	16
Willie Huber	6	0	2	2	6
Jan Erixon	6	1	0	1	0
George McPhee	6	1	0	1	28
Kelly Kisio	4	0	1	1	2
Pat Price	6	0	1	1	27
Terry Carkner	1	0	0	0	0
Jay Caufield	3	0	0	0	12
Lucien DeBlois	2	0	0	0	2
Bob Froese	4	0	0	0	7
Curt Giles	5	0	0	0	6
Stu Kulak	3	0	0	0	2
Tony McKegney	6	0	0	0	12
Larry Melnyk	6	0	0	0	4
Walk Poddubny	6	0	0	0	8
John Vanbiesbrouck	4	0	0	0	2

1988-89	GP	G	A	PTS	PIM
Brian Leetch	4	3	2	5	2
Tomas Sandstrom	4	3	2	5	12
Carey Wilson	4	1	2	3	2
John Ogrodnick	3	2	0	2	0
Tony Granato	4	1	1	2	21
Michel Petit	4	0	2	2	27
David Shaw	4	0	2	2	30
Guy Lafleur	4	1	0	1	0
Jan Erixon	4	0	1	1	2
Bob Froese	2	0	1	1	0
Ron Greschner	4	0	1	1	6
Mark Hardy	4	0	1	1	31
Brian Mullen	3	0	1	1	4
Chris Nilan	4	0	1	1	38
James Patrick	4	0	1	1	2
Ulf Dahlen	4	0	0	0	0
Lucien DeBlois	4	0	0	0	4
Kelly Kisio	4	0	0	0	9
Jason Lafreniere	3	0	0	0	17
Mike Richter	1	0	0	0	0
Lindy Ruff	2	0	0	0	17
Darren Turcotte	1	0	0	0	0
John Vanbiesbrouck	2	0	0	0	0

1989-90	GP	G	A	PTS	PIM
Bernie Nicholls	10	7	5	12	16
James Patrick	10	3	8	11	0
Kelly Kisio	10	2	8	10	8

RANGERS YEAR-BY-YEAR PLAYOFF SCORING

1989-90 (CONT'D)	GP	G	A	PTS	PIM
John Ogrodnick	10	6	3	9	0
Mike Gartner	10	5	3	8	12
Randy Moller	10	1	6	7	32
Darren Turcotte	10	1	6	7	4
Troy Mallette	10	2	2	4	81
Brian Mullen	10	2	2	4	8
Mark Janssens	9	2	1	3	10
Normand Rochefort	10	2	1	3	26
Carey Wilson	10	2	1	3	0
Jeff Bloemberg	7	0	3	3	5
Lindy Ruff	8	0	3	3	12
Paul Broten	6	1	1	2	2
Jan Erixon	10	1	0	1	2
Mark Hardy	3	0	1	1	2
Miloslav Horava	2	0	1	1	0
Kris King	10	0	1	1	30
Chris Nilan	4	0	1	1	19
Ron Greschner	10	0	0	0	16
Kevin Miller	1	0	0	0	0
Mike Richter	6	0	0	0	0
John Vanbiesbrouck	6	0	0	0	4

1990-91	GP	G	A	PTS	PIM
Bernie Nicholls	5	4	3	7	8
Brian Leetch	6	1	3	4	0
Mark Janssens	6	3	0	3	6
Steven Rice	2	2	1	3	6
Jan Erixon	6	1	2	3	0
Corey Millen	6	1	2	3	0
Darren Turcotte	6	1	2	3	0
Kris King	6	2	0	2	36
Mike Gartner	6	1	1	2	0
Tony Amonte	2	0	2	2	2
Joe Cirella	6	0	2	2	26
Joe Kocur	6	0	2	2	21
Randy Moller	6	0	2	2	11
Brian Mullen	6	0	2	2	0
Mark Hardy	6	0	1	1	30
Paul Broten	5	0	0	0	2
Troy Mallette	5	0	0	0	18
John Ogrodnick	4	0	0	0	0
James Patrick	6	0	0	0	6
Mike Richter	6	0	0	0	0
David Shaw	6	0	0	0	11
John Vanbiesbrouck	1	0	0	0	0
Doug Weight	1	0	0	0	0

1991-92	GP	G	A	PTS	PIM
Mike Gartner	13	8	8	16	4
Brian Leetch	13	4	11	15	4
Mark Messier	11	7	7	14	6
Tony Amonte	13	3	6	9	2
Adam Graves	10	5	3	8	22
James Patrick	13	0	7	7	12
Kris King	13	4	1	5	14
Jeff Beukeboom	13	2	3	5	47
Jan Erixon	13	2	3	5	2
Sergei Nemchinov	13	1	4	5	8
Darren Turcotte	8	4	0	4	6
Doug Weight	7	2	2	4	0
Joe Cirella	13	0	4	4	23
Paul Broten	13	1	2	3	10
Randy Gilhen	13	1	2	3	2
Mark Hardy	13	0	3	3	31
Tie Domi	6	1	1	2	32
Joe Kocur	12	1	1	2	38
Jay Wells	13	0	2	2	10
Tim Kerr	8	1	0	1	0
John Ogrodnick	3	0	0	0	0
Mike Richter	7	0	0	0	0
John Vanbiesbrouck	7	0	0	0	2

1993-94	GP	G	A	PTS	PIM
Brian Leetch	23	11	23	34	6
Mark Messier	23	12	18	30	33
Alexei Kovalev	23	9	12	21	18
Sergei Zubov	22	5	14	19	0
Adam Graves	23	10	7	17	24
Steve Larmer	23	9	7	16	14
Brian Noonan	22	4	7	11	17
Stephane Matteau	23	6	3	9	20
Esa Tikkanen	23	4	4	8	34
Sergei Nemchinov	23	2	5	7	6
Glenn Anderson	23	3	3	6	42
Jeff Beukeboom	22	0	6	6	50
Craig MacTavish	23	1	4	5	22

1993-94 (CONT'D)	GP	G	A	PTS	PIM
Greg Gilbert	23	1	3	4	8
Alexander Karpovtsev	17	0	4	4	12
Doug Lidster	9	2	0	2	10
Joe Kocur	20	1	1	2	17
Kevin Lowe	22	1	0	1	20
Glenn Healy	2	0	0	0	0
Nick Kypreos	3	0	0	0	2
Ed Olczyk	1	0	0	0	0
Mike Richter	23	0	0	0	2
Jay Wells	23	0	0	0	20

1994-95	GP	G	A	PTS	PIM
Brian Leetch	10	6	8	14	8
Mark Messier	10	3	10	13	8
Alexei Kovalev	10	4	7	11	10
Sergei Zubov	10	3	8	11	2
Pat Verbeek	10	4	6	10	20
Sergei Nemchinov	10	4	5	9	2
Adam Graves	10	4	4	8	8
Petr Nedved	10	3	2	5	6
Steve Larmer	10	2	2	4	6
Nick Kypreos	10	0	2	2	6
Alexander Karpovtsev	8	1	0	1	0
Mark Osborne	7	1	0	1	2
Kevin Lowe	10	0	1	1	12
Stephane Matteau	9	0	1	1	10
Jeff Beukeboom	9	0	0	0	10
Glenn Healy	5	0	0	0	0
Joe Kocur	10	0	0	0	8
Nathan LaFayette	8	0	0	0	2
Troy Loney	1	0	0	0	0
Brian Noonan	5	0	0	0	8
Mattias Norstrom	3	0	0	0	0
Mike Richter	7	0	0	0	0
Jay Wells	10	0	0	0	8

1995-96	GP	G	A	PTS	PIM
Mark Messier	11	4	7	11	16
Pat Verbeek	11	3	6	9	12
Adam Graves	10	7	1	8	4
Jari Kurri	11	3	5	8	2
Niklas Sundstrom	11	4	3	7	4
Alexei Kovalev	11	3	4	7	14
Brian Leetch	11	1	6	7	4
Bruce Driver	11	0	7	7	4
Ulf Samuelsson	11	1	5	6	16
Luc Robitaille	11	1	5	6	8
Sergio Momesso	11	3	1	4	14
Shane Churla	11	2	2	4	14
Kevin Lowe	10	0	4	4	4
Jeff Beukeboom	11	0	3	3	6
Bill Berg	10	1	0	1	0
Doug Lidster	7	1	0	1	6
Alexander Karpovtsev	6	0	1	1	4
Sergei Nemchinov	6	0	1	1	2
Ken Gernander	6	0	0	0	0
Marty McSorley	4	0	0	0	0
Darren Langdon	2	0	0	0	0
Mike Richter	11	0	0	0	0

1996-97	GP	G	A	PTS	PIM
Wayne Gretzky	15	10	10	20	2
Esa Tikkanen	15	9	3	12	26
Mark Messier	15	3	9	12	6
Luc Robitaille	15	4	7	11	4
Brian Leetch	15	2	8	10	6
Russ Courtnall	15	3	4	7	0
Doug Lidster	15	1	5	6	8
Niklas Sundstrom	9	0	5	5	2
Alexander Karpovtsev	13	1	3	4	20
Adam Graves	15	2	1	3	12
Mike Eastwood	15	1	2	3	22
Ulf Samuelsson	15	0	2	2	30
Jeff Beukeboom	15	0	1	1	34
Bruce Driver	15	0	1	1	2
Mike Richter	15	0	1	1	0
Bill Berg	3	0	0	0	2
Eric Cairns	3	0	0	0	0
Shane Churla	15	0	0	0	20
Christian Dube	3	0	0	0	0
Dallas Eakins	4	0	0	0	4
Peter Ferraro	2	0	0	0	0
Pat Flatley	11	0	0	0	14
Ken Gernander	9	0	0	0	0
Darren Langdon	10	0	0	0	2
David Oliver	3	0	0	0	0

RANGERS YEAR-BY-YEAR PLAYOFF SCORING

2005-06	GP	G	A	PTS	PIM
Blair Betts	4	1	1	2	2
Jed Ortmeyer	4	1	0	1	4
Petr Prucha	4	1	0	1	0
Steve Rucchin	4	1	0	1	0
Ryan Hollweg	4	0	1	1	19
Jaromir Jagr	3	0	1	1	2
Marek Malik	4	0	1	1	6
Michael Nylander	4	0	1	1	0
Michal Rozsival	4	0	1	1	8
Martin Rucinsky	2	0	1	1	2
Fedor Tyutin	4	0	1	1	0
Marcel Hossa	4	0	0	0	6
Darius Kasparaitis	2	0	0	0	0
Henrik Lundqvist	3	0	0	0	0
Dominic Moore	4	0	0	0	2
Colton Orr	1	0	0	0	2
Sandis Ozolinsh	3	0	0	0	6
Tom Poti	4	0	0	0	2
Martin Straka	4	0	0	0	2
Jason Strudwick	3	0	0	0	0
Petr Sykora	4	0	0	0	0
Jason Ward	1	0	0	0	2
Kevin Weekes	1	0	0	0	2
Chad Wiseman	1	0	0	0	2

2006-07	GP	G	A	PTS	PIM
Michael Nylander	10	6	7	13	0
Jaromir Jagr	10	5	6	11	12
Martin Straka	10	2	8	10	2
Brendan Shanahan	10	5	2	7	12
Michal Rozsival	10	3	4	7	10
Sean Avery	10	1	4	5	27
Fedor Tyutin	10	0	5	5	8
Marcel Hossa	10	2	2	4	4
Paul Mara	10	2	2	4	18
Matt Cullen	10	1	3	4	6
Marek Malik	10	1	3	4	10
Karel Rachunek	6	0	4	4	2
Ryan Callahan	10	2	1	3	6
Thomas Pock	4	0	3	3	4
Petr Prucha	10	0	1	1	4
Blair Betts	10	0	0	0	4
Nigel Dawes	1	0	0	0	0
Dan Girardi	10	0	0	0	4
Ryan Hollweg	2	0	0	0	2
Brad Isbister	4	0	0	0	2
Henrik Lundqvist	10	0	0	0	0
Colton Orr	4	0	0	0	12
Jed Ortmeyer	9	0	0	0	2

2007-08	GP	G	A	PTS	PIM
Jaromir Jagr	10	5	10	15	12
Scott Gomez	10	4	7	11	8
Martin Straka	10	3	7	10	16
Brandon Dubinsky	10	4	4	8	12
Sean Avery	8	4	3	7	6
Chris Drury	10	3	3	6	8
Michal Rozsival	10	1	5	6	10
Brendan Shanahan	10	1	4	5	8
Ryan Callahan	10	2	2	4	10
Nigel Dawes	10	2	2	4	0
Marc Staal	10	1	2	3	8
Dan Girardi	10	0	3	3	6
Fedor Tyutin	10	0	3	3	4
Lauri Korpikoski	1	1	0	1	0
Paul Mara	10	0	1	1	20
Fredrik Sjostrom	10	0	1	1	2
Christian Backman	8	0	0	0	12
Blair Betts	8	0	0	0	2
Ryan Hollweg	8	0	0	0	2
Henrik Lundqvist	10	0	0	0	0
Colton Orr	2	0	0	0	0
Petr Prucha	3	0	0	0	0
Jason Strudwick	2	0	0	0	0

2008-09	GP	G	A	PTS	PIM
Scott Gomez	7	2	3	5	4
Brandon Dubinsky	7	1	3	4	18
Nik Antropov	7	2	1	3	6
Markus Naslund	7	1	2	3	10
Ryan Callahan	7	2	0	2	4
Paul Mara	7	1	1	2	8
Sean Avery	6	0	2	2	24
Lauri Korpikoski	7	0	2	2	0
Derek Morris	7	0	2	2	0

2008-09 (CONT'D)	GP	G	A	PTS	PIM
Wade Redden	7	0	2	2	0
Chris Drury	6	1	0	1	2
Marc Staal	7	1	0	1	0
Fredrik Sjostrom	7	0	1	1	0
Artem Anisimov	1	0	0	0	0
Blair Betts	6	0	0	0	0
Dan Girardi	7	0	0	0	6
Henrik Lundqvist	7	0	0	0	0
Colton Orr	5	0	0	0	16
Michal Rozsival	7	0	0	0	4
Steve Valiquette	2	0	0	0	0
Aaron Voros	4	0	0	0	14
Nikolai Zherdev	7	0	0	0	2

2010-11	GP	G	A	PTS	PIM
Brandon Dubinsky	5	2	1	3	2
Wojtek Wolski	5	1	2	3	0
Marian Gaborik	5	1	1	2	2
Ruslan Fedotenko	5	0	2	2	4
Bryan McCabe	5	0	2	2	14
Artem Anisimov	5	1	0	1	0
Erik Christensen	5	1	0	1	2
Matt Gilroy	5	1	0	1	2
Vinny Prospal	5	1	0	1	0
Sean Avery	4	0	1	1	12
Chris Drury	5	0	1	1	2
Brandon Prust	5	0	1	1	4
Michael Sauer	5	0	1	1	0
Marc Staal	5	0	1	1	0
Brian Boyle	5	0	0	0	6
Dan Girardi	5	0	0	0	0
Henrik Lundqvist	5	0	0	0	0
Ryan McDonagh	5	0	0	0	4
Derek Stepan	5	0	0	0	2
Mats Zuccarello	1	0	0	0	2

2011-12	GP	G	A	PTS	PIM
Brad Richards	20	6	9	15	8
Dan Girardi	20	3	9	12	2
Marian Gaborik	20	5	6	11	2
Ryan Callahan	20	6	4	10	12
Artem Anisimov	20	3	7	10	4
Michael Del Zotto	20	2	8	10	12
Derek Stepan	20	1	8	9	4
Chris Kreider	18	5	2	7	6
Ruslan Fedotenko	20	2	5	7	8
Brian Boyle	17	3	3	6	15
Marc Staal	20	3	3	6	12
Anton Stralman	20	3	3	6	4
Ryan McDonagh	20	0	4	4	11
Carl Hagelin	17	0	3	3	17
Brandon Prust	19	1	1	2	31
Brandon Dubinsky	9	0	2	2	14
John Mitchell	18	0	1	1	2
Stu Bickel	18	0	0	0	16
Steve Eminger	4	0	0	0	0
Henrik Lundqvist	20	0	0	0	0
Mike Rupp	20	0	0	0	36

2012-13	GP	G	A	PTS	PIM
Derick Brassard	12	2	10	12	2
Mats Zuccarello	12	1	6	7	4
Carl Hagelin	12	3	3	6	0
Derek Stepan	12	4	1	5	2
Brian Boyle	11	3	2	5	2
Ryan Callahan	12	2	3	5	6
Rick Nash	12	1	4	5	0
Dan Girardi	12	2	2	4	2
Taylor Pyatt	12	2	2	4	4
Ryan McDonagh	12	1	3	4	6
Arron Asham	10	2	0	2	6
Michael Del Zotto	12	1	1	2	8
Chris Kreider	8	1	1	2	0
Steve Eminger	11	0	2	2	4
Brad Richards	10	1	0	1	2
Ryane Clowe	2	0	1	1	0
Derek Dorsett	11	0	1	1	28
Roman Hamrlik	2	0	1	1	2
John Moore	12	0	1	1	2
Micheal Haley	2	0	0	0	0
Henrik Lundqvist	12	0	0	0	0
Kris Newbury	3	0	0	0	2
Darroll Powe	3	0	0	0	0
Marc Staal	1	0	0	0	0
Anton Stralman	10	0	0	0	0

RANGERS YEAR-BY-YEAR PLAYOFF SCORING

2013-14	GP	G	A	PTS	PIM
Ryan McDonagh	25	4	13	17	8
Martin St. Louis	25	8	7	15	2
Derek Stepan	24	5	10	15	2
Chris Kreider	15	5	8	13	14
Mats Zuccarello	25	5	8	13	20
Carl Hagelin	25	7	5	12	16
Derick Brassard	23	6	6	12	8
Brad Richards	25	5	7	12	4
Benoit Pouliot	25	5	5	10	26
Rick Nash	25	3	7	10	8
Brian Boyle	25	3	5	8	19
Dominic Moore	25	3	5	8	24
Dan Girardi	25	1	6	7	10
Marc Staal	25	1	4	5	6
Anton Stralman	25	0	5	5	4
Kevin Klein	25	1	3	4	6
Daniel Carcillo	8	2	0	2	22
J.T. Miller	4	0	2	2	2
John Moore	21	0	2	2	16
Derek Dorsett	23	0	1	1	19
Jesper Fast	3	0	1	1	0
Henrik Lundqvist	25	0	1	1	0
Raphael Diaz	4	0	0	0	0
Cam Talbot	2	0	0	0	0

2014-15	GP	G	A	PTS	PIM
Derick Brassard	19	9	7	16	20
Rick Nash	19	5	9	14	4
Derek Stepan	19	5	7	12	10
Keith Yandle	19	2	9	11	10
Dan Boyle	19	3	7	10	2
Chris Kreider	19	7	2	9	14
Ryan McDonagh	19	3	6	9	8
J.T. Miller	19	1	7	8	2
Kevin Hayes	19	2	5	7	2
Martin St. Louis	19	1	6	7	4
Jesper Fast	19	3	3	6	2
Carl Hagelin	19	2	3	5	6
Dan Girardi	19	0	4	4	4
Kevin Klein	14	0	4	4	2
Dominic Moore	19	1	2	3	12
James Sheppard	13	1	1	2	8
Mats Zuccarello	5	0	2	2	0
Marc Staal	19	0	1	1	10
Tanner Glass	19	0	1	1	31
Matt Hunwick	6	0	0	0	0
Henrik Lundqvist	19	0	0	0	0

2015-16	GP	G	A	PTS	PIM
Rick Nash	5	2	2	4	4
Derick Brassard	5	1	3	4	0
J.T. Miller	5	0	3	3	4
Brady Skjei	5	0	2	2	2
Marc Staal	5	0	2	2	4
Derek Stepan	5	2	0	2	0
Chris Kreider	5	2	0	2	6
Mats Zuccarello	5	1	1	2	4
Keith Yandle	5	1	0	1	2
Kevin Klein	5	0	1	1	7
Dan Boyle	4	0	1	1	0
Raphael Diaz	1	0	1	1	0
Dominic Moore	5	1	0	1	6
Jesper Fast	5	0	1	1	0
Dan Girardi	2	0	1	1	0
Ryan McDonagh	3	0	0	0	0
Oscar Lindberg	2	0	0	0	2
Eric Staal	5	0	0	0	4
Viktor Stalberg	5	0	0	0	6
Kevin Hayes	3	0	0	0	4
Tanner Glass	4	0	0	0	4
Dylan McIlrath	1	0	0	0	0
Henrik Lundqvist	5	0	0	0	0
Antti Raanta	3	0	0	0	0

2016-17	GP	G	A	PTS	PIM
Mika Zibanejad	12	2	7	9	0
Mats Zuccarello	12	4	3	7	16
Ryan McDonagh	12	2	5	7	12
Michael Grabner	12	4	2	6	0
Jesper Fast	12	3	3	6	0
Derek Stepan	12	2	4	6	4
Brady Skjei	12	4	1	5	10
Rick Nash	12	3	2	5	4
Jimmy Vesey	12	1	4	5	9
Chris Kreider	12	3	1	4	18
Oscar Lindberg	12	3	1	4	2
Nick Holden	11	2	2	4	4
Tanner Glass	7	1	3	4	7
Brendan Smith	12	0	4	4	20
Kevin Hayes	12	0	3	3	4
J.T. Miller	12	0	3	3	21
Dan Girardi	12	0	2	2	2
Pavel Buchnevich	5	0	1	1	0
Kevin Klein	1	0	1	1	0
Marc Staal	12	0	0	0	2
Henrik Lundqvist	12	0	0	0	0

PLAYOFF GOALTENDING YEAR-BY-YEAR

YEAR	GOALTENDER	GP	W	L	T	GA	GAA	SV%	SO
1926-27	Lorne Chabot	2	0	1	1	3	1.50	–	1
1927-28	Lester Patrick	1	1	0	0	1	1.30	–	0
	Joe Miller	3	2	1	0	3	1.00	–	1
	Lorne Chabot	6	2	2	1	8	1.31	–	1
1928-29	John Ross Roach	6	3	2	1	5	0.77	–	3
1929-30	John Ross Roach	4	1	2	1	7	1.36	–	0
1930-31	John Ross Roach	4	2	2	0	4	1.00	–	1
1931-32	John Ross Roach	7	3	4	0	27	3.38	–	1
1932-33	Andy Aitkenhead	8	6	1	1	13	1.60	–	2
1933-34	Andy Aitkenhead	2	0	1	1	2	1.00	–	1
1934-35	Dave Kerr	4	1	1	2	10	2.50	–	0
1936-37	Dave Kerr	9	6	3	–	10	1.08	–	4
1937-38	Dave Kerr	3	1	2	–	8	1.83	–	0
1938-39	Dave Kerr	1	0	1	–	2	1.00	–	0
	Bert Gardiner	6	3	3	–	12	1.66	–	0
1939-40	Dave Kerr	12	8	4	–	20	1.56	–	3
1940-41	Dave Kerr	3	1	2	–	6	1.87	–	0
1941-42	Jim Henry	6	2	4	–	13	2.17	–	1
1947-48	Chuck Rayner	6	2	4	–	17	2.83	–	0
1949-50	Chuck Rayner	12	7	5	–	29	2.25	–	1
1955-56	Gump Worsley	3	0	3	–	14	4.68	.860	0
	Gordie Bell	2	1	1	–	9	4.50	.871	0
1956-57	Gump Worsley	5	1	4	–	21	4.01	.893	0
1957-58	Gump Worsley	6	2	4	–	28	4.61	.871	0
1961-62	Gump Worsley	6	2	4	–	21	3.28	.916	0
1966-67	Ed Giacomin	4	0	4	–	14	3.43	.895	0
1967-68	Ed Giacomin	6	2	4	–	18	3.02	.911	0
1968-69	Ed Giacomin	3	0	3	–	10	3.35	.853	0
	Gilles Villemure	1	0	1	–	4	4.07	.882	0
1969-70	Ed Giacomin	5	2	3	–	19	4.15	.858	0
	Terry Sawchuk	3	0	1	–	6	4.51	.872	0
1970-71	Ed Giacomin	12	7	5	–	28	2.22	.912	0
	Gilles Villemure	2	0	1	–	6	4.50	.829	0
1971-72	Ed Giacomin	10	6	4	–	27	2.72	.902	0
	Gilles Villemure	6	4	2	–	14	2.34	.919	0
1972-73	Ed Giacomin	10	5	4	–	23	2.57	.903	1
	Gilles Villemure	2	0	1	–	2	2.00	.935	0
1973-74	Ed Giacomin	13	7	6	–	37	2.83	.894	0
1974-75	Ed Giacomin	2	0	2	–	4	2.82	.867	0
	Gilles Villemure	2	1	0	–	6	3.83	.872	0
1977-78	John Davidson	2	1	1	–	7	3.46	.901	0
	Wayne Thomas	1	0	1	–	4	4.00	.852	0
1978-79	John Davidson	18	11	7	–	42	2.28	.921	1
1979-80	John Davidson	9	4	5	–	21	2.35	.927	0
1980-81	Steve Baker	14	7	7	–	55	4.01	.856	0
	Steve Weeks	1	0	0	–	1	4.29	.900	0

PLAYOFF GOALTENDING YEAR-BY-YEAR

YEAR	GOALTENDER	GP	W	L	T	GA	GAA	SV%	SO
1981-82	John Davidson	1	0	0	–	3	5.43	.800	0
	Ed Mio	8	4	3	–	28	3.80	.874	0
	Steve Weeks	4	1	2	–	9	4.27	.857	0
1982-83	Glen Hanlon	1	0	1	–	5	5.00	.894	0
	Ed Mio	8	5	3	–	32	4.02	.892	0
1983-84	Glen Hanlon	5	2	3	–	13	2.53	.922	1
	John Vanbiesbrouck	1	0	0	–	0	0.00	.000	0
1984-85	Glen Hanlon	3	0	3	–	14	5.02	.857	0
	John Vanbiesbrouck	1	0	0	–	0	0.00	1.000	0
1985-86	John Vanbiesbrouck	16	8	8	–	49	3.28	.897	1
	Glen Hanlon	3	0	0	–	6	4.89	.813	0
1986-87	Bob Froese	4	1	1	–	10	3.65	.895	0
	John Vanbiesbrouck	4	1	3	–	11	3.39	.900	1
1988-89	Bob Froese	2	0	2	–	8	6.68	.843	0
	Mike Richter	1	0	1	–	4	4.12	.867	0
	John Vanbiesbrouck	2	0	1	–	6	3.37	.889	0
1989-90	Mike Richter	6	3	2	–	19	3.45	.895	0
	John Vanbiesbrouck	6	2	3	–	15	3.02	.902	0
1990-91	Mike Richter	6	2	4	–	14	2.69	.923	1
	John Vanbiesbrouck	1	0	0	–	1	1.16	.955	0
1991-92	John Vanbiesbrouck	7	2	5	–	23	3.75	.872	0
	Mike Richter	7	4	2	–	24	3.50	.894	1
1993-94	Mike Richter	23	16	7	–	49	2.07	.921	4
	Glenn Healy	2	0	0	–	1	0.89	.941	0
1994-95	Mike Richter	7	2	5	–	23	3.60	.878	0
	Glenn Healy	5	2	1	–	13	3.39	.860	0
1995-96	Mike Richter	11	5	6	–	36	3.27	.883	0
1996-97	Mike Richter	15	9	6	–	33	2.11	.932	3
2005-06	Henrik Lundqvist	3	0	3	–	13	4.40	.835	0
	Kevin Weekes	1	0	1	–	4	4.01	.840	0
2006-07	Henrik Lundqvist	10	6	4	–	22	2.07	.924	1
2007-08	Henrik Lundqvist	10	5	5	–	26	2.57	.909	1
2008-09	Henrik Lundqvist	7	3	4	–	19	3.00	.908	1
	Steve Valiquette	2	0	0	–	0	0.00	1.000	0
2010-11	Henrik Lundqvist	5	1	4	–	13	2.26	.917	0
2011-12	Henrik Lundqvist	20	10	10	–	38	1.82	.931	3
2012-13	Henrik Lundqvist	12	5	7	–	27	2.14	.934	2
2013-14	Henrik Lundqvist	25	13	11	–	54	2.14	.927	1
	Cam Talbot	2	0	1	–	2	2.59	.846	0
2014-15	Henrik Lundqvist	19	11	8	–	41	2.11	.928	0
2015-16	Henrik Lundqvist	5	1	3	–	15	4.39	.867	0
	Antti Raanta	3	0	1	–	4	2.56	.895	0
2016-17	Henrik Lundqvist	12	6	6	–	29	2.25	.926	1

ALL-TIME PLAYOFF SHUTOUTS

Lorne Chabot	vs. Boston Bruins, 4/2/27 at Boston, Semifinals Game 1, 0-0.
Lorne Chabot	vs. Pittsburgh Pirates, 3/27/28 at Madison Square Garden, Quarterfinals Game 1, 4-0.
Joe Miller	vs. Montreal Maroons, 4/12/28 at Montreal, Stanley Cup Finals Game 4, 1-0.
John Ross Roach	vs. New York Americans, 3/19/29 at Madison Square Garden*, Quarterfinals Game 1, 0-0. *Rangers were road team
John Ross Roach	vs. New York Americans, 3/21/29 at Madison Square Garden, Quarterfinals Game 2, 1-0.
John Ross Roach	vs. Toronto Maple Leafs, 3/24/29 at Madison Square Garden, Semifinals Game 1, 1-0.
John Ross Roach	vs. Montreal Maroons, 3/26/31 at Montreal, Quarterfinals Game 2, 3-0.
John Ross Roach	vs. Montreal Canadiens, 3/27/32 at Madison Square Garden, Semifinals Game 3, 1-0.
Andy Aitkenhead	vs. Detroit Red Wings, 3/30/33 at Madison Square Garden, Semifinals Game 1, 2-0.
Andy Aitkenhead	vs. Toronto Maple Leafs, 4/13/33 at Toronto, Stanley Cup Finals Game 4, 1-0.
Andy Aitkenhead	vs. Montreal Maroons, 3/20/34 at Montreal, Quarterfinals Game 1, 0-0.
Dave Kerr	vs. Toronto Maple Leafs, 3/23/37 at Toronto, Quarterfinals Game 1, 3-0.
Dave Kerr	vs. Montreal Maroons, 4/1/37 at Madison Square Garden, Semifinals Game 1, 1-0.
Dave Kerr	vs. Montreal Maroons, 4/3/37 at Montreal, Semifinals Game 2, 4-0.
Dave Kerr	vs. Detroit Red Wings, 4/11/37 at Detroit, Stanley Cup Finals Game 3, 1-0.
Dave Kerr	vs. Boston Bruins, 3/19/40 at Madison Square Garden, Semifinals Game 1, 4-0.
Dave Kerr	vs. Boston Bruins, 3/26/40 at Madison Square Garden, Semifinals Game 4, 1-0.
Dave Kerr	vs. Boston Bruins, 3/28/40 at Boston, Semifinals Game 5, 1-0.
Jim Henry	vs. Toronto Maple Leafs, 3/24/42 at Madison Square Garden, Semifinals Game 3, 3-0.
Chuck Rayner	vs. Montreal Canadiens, 4/6/50 at Montreal, Semifinals Game 5, 3-0.
Eddie Giacomin	vs. Boston Bruins, 4/8/73 at Madison Square Garden, Quarterfinals Game 4, 4-0.
John Davidson	vs. Philadelphia Flyers, 4/22/79 at Madison Square Garden, Quarterfinals Game 4, 6-0.
Glen Hanlon	vs. New York Islanders, 4/5/84 at Nassau Coliseum, Division Semifinals Game 2, 3-0.
John Vanbiesbrouck	vs. Montreal Canadiens, 5/7/86 at Madison Square Garden, Conference Finals Game 4, 2-0.
John Vanbiesbrouck	vs. Philadelphia Flyers, 4/8/87 at Philadelphia, Division Semifinals Game 1, 3-0.
Mike Richter	vs. Washington Capitals, 4/7/91 at Washington, Division Semifinals Game 3, 6-0.
Mike Richter	vs. New Jersey Devils, 4/25/92 at New Jersey, Division Semifinals Game 4, 3-0.
Mike Richter	vs. New York Islanders, 4/17/94 at Madison Square Garden, Conference Quarterfinals Game 1, 6-0.
Mike Richter	vs. New York Islanders, 4/18/94 at Madison Square Garden, Conference Quarterfinals Game 2, 6-0.
Mike Richter	vs. Washington Capitals, 5/5/94 at Washington, Conference Semifinals Game 3, 3-0.
Mike Richter	vs. New Jersey Devils, 5/17/94 at Madison Square Garden Conference Finals Game 2, 4-0.
Mike Richter	vs. Florida Panthers, 4/20/97 at Florida, Conference Quarterfinals Game 2, 3-0.
Mike Richter	vs. New Jersey Devils, 5/4/97 at New Jersey, Conference Semifinals Game 2, 2-0.
Mike Richter	vs. New Jersey Devils, 5/8/97 at Madison Square Garden, Conference Semifinals Game 4, 3-0.
Henrik Lundqvist	vs. Atlanta Thrashers, 4/17/07 at Madison Square Garden, Conference Quarterfinals Game 3, 7-0.
Henrik Lundqvist	vs. Pittsburgh Penguins, 5/1/08 at Madison Square Garden, Conference Semifinals Game 4, 3-0.
Henrik Lundqvist	vs. Washington Capitals, 4/18/09 at Washington, Conference Quarterfinals Game 2, 1-0.
Henrik Lundqvist	vs. Ottawa Senators, 4/16/12 at Ottawa, Conference Quarterfinals Game 3, 1-0.
Henrik Lundqvist	vs. New Jersey Devils, 5/14/12 at Madison Square Garden, Conference Finals Game 1, 3-0.
Henrik Lundqvist	vs. New Jersey Devils, 5/19/12 at New Jersey, Conference Finals Game 3, 3-0.
Henrik Lundqvist	vs. Washington Capitals, 5/12/13 at Madison Square Garden, Conference Quarterfinals Game 6, 1-0.
Henrik Lundqvist	vs. Washington Capitals, 5/13/13 at Washington, Conference Quarterfinals Game 7, 5-0.
Henrik Lundqvist	vs. Montreal Canadiens, 5/29/14 at Madison Square Garden, Conference Final Game 6, 1-0.
Henrik Lundqvist	vs. Montreal Canadiens, 4/12/17 at Montreal, First Round Game 1, 2-0.

RANGERS ALL-TIME PLAYOFF COACHING RECORDS

COACH	SEASONS	GAMES COACHED	WINS	LOSSES	TIES	WINNING PERCENTAGE	ROUNDS/ (RECORD)
Alain Vigneault	2013-14 - 2016-17	61	31	30	-	.508	10 / (6-4)
John Tortorella	2008-09 - 2012-13	44	19	25	–	.432	7 / (3-4)
Tom Renney	2005-06 - 2007-08	24	11	13	–	.458	5 / (2-3)
Colin Campbell	1994-95 - 1996-97	36	18	18	–	.500	7 / (4-3)
Mike Keenan	1993-94	23	16	7	–	.696	4 / (4-0)
Roger Neilson	1989-90 - 1991-92	29	13	16	–	.448	5 / (2-3)
Phil Esposito	1986-87; 1988-89	10	2	8	–	.200	2 / (0-2)
Ted Sator	1985-86	16	8	8	–	.500	3 / (2-1)
Craig Patrick	1980-81; 1984-85	17	7	10	–	.412	4 / (2-2)
Herb Brooks	1981-82 - 1983-84	24	12	12	–	.500	5 / (2-3)
Fred Shero	1978-79 - 1979-80	27	15	12	–	.556	6 / (4-2)
Jean-Guy Talbot	1977-78	3	1	2	–	.333	1 / (0-1)
Emile Francis	1966-67 - 1974-75	75	34	41	–	.453	14 / (5-9)
Doug Harvey	1961-62	6	2	4	–	.333	1 / (0-1)
Phil Watson	1955-56 - 1957-58	16	4	12	–	.250	3 / (0-3)
Lynn Patrick	1949-50	12	7	5	0	.583	2 / (1-1)
Frank Boucher	1939-40 - 1947-48	27	13	14	0	.481	5 / (2-3)
Lester Patrick	1926-27 - 1938-39	65	31	26	8	.538	24 / (14-10)

ALL-TIME PLAYOFF COACHING LEADERS

GAMES COACHED	
Emile Francis	75
Lester Patrick	65
Alain Vigneault	61
John Tortorella	44
Colin Campbell	36
Roger Neilson	29
Frank Boucher	27
Fred Shero	27
Tom Renney	24
Herb Brooks	24
Mike Keenan	23
Craig Patrick	17
Ted Sator	16
Phil Watson	16
Lynn Patrick	12
Phil Esposito	10
Doug Harvey	6
Jean-Guy Talbot	3

WINS	
Emile Francis	34
Lester Patrick	31
Alain Vigneault	31
John Tortorella	19
Colin Campbell	18
Mike Keenan	16
Fred Shero	15
Frank Boucher	13
Roger Neilson	13
Herb Brooks	12
Tom Renney	11
Ted Sator	8
Craig Patrick	7
Lynn Patrick	7
Phil Watson	4
Phil Esposito	2
Doug Harvey	2
Jean-Guy Talbot	1

WINNING PERCENTAGE	
Mike Keenan	.696
Lynn Patrick	.583
Fred Shero	.556
Lester Patrick	.538
Alain Vigneault	.508
Colin Campbell	.500
Herb Brooks	.500
Ted Sator	.500
Frank Boucher	.481
Tom Renney	.458
Emile Francis	.453
Roger Neilson	.448
John Tortorella	.432
Craig Patrick	.412
Doug Harvey	.333
Jean-Guy Talbot	.333
Phil Watson	.250
Phil Esposito	.200

LOSSES	
Emile Francis	41
Alain Vigneault	30
Lester Patrick	26
John Tortorella	25
Colin Campbell	18
Roger Neilson	16
Frank Boucher	14
Tom Renney	13
Fred Shero	12
Herb Brooks	12
Phil Watson	12
Craig Patrick	10
Ted Sator	8
Phil Esposito	8
Mike Keenan	7
Lynn Patrick	5
Doug Harvey	4
Jean-Guy Talbot	2

ROUNDS	
Lester Patrick	24
Emile Francis	14
Alain Vigneault	10
Colin Campbell	7
John Tortorella	7
Fred Shero	6
Tom Renney	5
Roger Neilson	5
Herb Brooks	5
Frank Boucher	5
Mike Keenan	4
Craig Patrick	4
Ted Sator	3
Phil Watson	3
Lynn Patrick	2
Phil Esposito	2
Jean-Guy Talbot	1
Doug Harvey	1

SERIES WINS (RECORD)	
Lester Patrick	14-10
Alain Vigneault	6-4
Emile Francis	5-9
Mike Keenan	4-0
Fred Shero	4-2
Colin Campbell	4-3
John Tortorella	3-4
Ted Sator	2-1
Craig Patrick	2-2
Frank Boucher	2-3
Tom Renney	2-3
Roger Neilson	2-3
Herb Brooks	2-3
Lynn Patrick	1-1
Jean-Guy Talbot	0-1
Doug Harvey	0-1
Phil Esposito	0-2
Phil Watson	0-3

ALL-TIME PLAYOFF COACHING RECORDS YEAR-BY-YEAR

COACH	YEAR	GAMES COACHED	WINS	LOSSES	TIES	WINNING PERCENTAGE	ROUNDS/ (RECORD)
Lester Patrick	1926-27	2	0	1	1	.250	1 / (0-1)
Lester Patrick	1927-28	9	5	3	1	.611	3 / (3-0)
Lester Patrick	1928-29	6	3	2	1	.583	3 / (2-1)
Lester Patrick	1929-30	4	1	2	1	.375	2 / (1-1)
Lester Patrick	1930-31	4	2	2	0	.500	2 / (1-1)
Lester Patrick	1931-32	7	3	4	0	.429	2 / (1-1)
Lester Patrick	1932-33	8	6	1	1	.813	3 / (3-0)
Lester Patrick	1933-34	2	0	1	1	.250	1 / (0-1)
Lester Patrick	1934-35	4	1	1	2	.500	2 / (1-1)
Lester Patrick	1936-37	9	6	3	0	.667	3 / (2-1)
Lester Patrick	1937-38	3	1	2	0	.333	1 / (0-1)
Lester Patrick	1938-39	7	3	4	0	.429	1 / (0-1)
Frank Boucher	1939-40	12	8	4	0	.667	2 / (2-0)
Frank Boucher	1940-41	3	1	2	0	.333	1 / (0-1)
Frank Boucher	1941-42	6	2	4	0	.333	1 / (0-1)
Frank Boucher	1947-48	6	2	4	0	.333	1 / (0-1)
Lynn Patrick	1949-50	12	7	5	0	.583	2 / (1-1)
Phil Watson	1955-56	5	1	4	–	.200	1 / (0-1)
Phil Watson	1956-57	5	1	4	–	.200	1 / (0-1)
Phil Watson	1957-58	6	2	4	–	.333	1 / (0-1)
Doug Harvey	1961-62	6	2	4	–	.333	1 / (0-1)
Emile Francis	1966-67	4	0	4	–	.000	1 / (0-1)
Emile Francis	1967-68	6	2	4	–	.333	1 / (0-1)
Emile Francis	1968-69	4	0	4	–	.000	1 / (0-1)
Emile Francis	1969-70	6	2	4	–	.333	1 / (0-1)
Emile Francis	1970-71	13	7	6	–	.538	2 / (1-1)
Emile Francis	1971-72	16	10	6	–	.625	3 / (2-1)
Emile Francis	1972-73	10	5	5	–	.500	2 / (1-1)
Emile Francis	1973-74	13	7	6	–	.538	2 / (1-1)
Emile Francis	1974-75	3	1	2	–	.333	1 / (0-1)
Jean-Guy Talbot	1977-78	3	1	2	–	.333	1 / (0-1)
Fred Shero	1978-79	18	11	7	–	.611	4 / (3-1)
Fred Shero	1979-80	9	4	5	–	.444	2 / (1-1)
Craig Patrick	1980-81	14	7	7	–	.500	3 / (2-1)
Herb Brooks	1981-82	10	5	5	–	.500	2 / (1-1)
Herb Brooks	1982-83	9	5	4	–	.556	2 / (1-1)
Herb Brooks	1983-84	5	2	3	–	.400	1 / (0-1)
Craig Patrick	1984-85	3	0	3	–	.000	1 / (0-1)
Ted Sator	1985-86	16	8	8	–	.500	3 / (2-1)
Phil Esposito	1986-87	6	2	4	-	.333	1/ (0-1)
Phil Esposito	1988-89	4	0	4	–	.000	1 /(0-1)
Roger Neilson	1989-90	10	5	5	–	.500	2 / (1-1)
Roger Neilson	1990-91	6	2	4	–	.333	1 / (0-1)
Roger Neilson	1991-92	13	6	7	-	.462	2 / (1-1)
Mike Keenan	1993-94	23	16	7	–	.696	4 / (4-0)
Colin Campbell	1994-95	10	4	6	–	.400	2 / (1-1)
Colin Campbell	1995-96	11	5	6	–	.455	2 / (1-1)
Colin Campbell	1996-97	15	9	6	–	.600	3 / (2-1)
Tom Renney	2005-06	4	0	4	–	.000	1 / (0-1)
Tom Renney	2006-07	10	6	4	–	.600	2 / (1-1)
Tom Renney	2007-08	10	5	5	–	.500	2/ (1-1)
John Tortorella	2008-09	7	3	4	–	.429	1 / (0-1)
John Tortorella	2010-11	5	1	4	–	.200	1 / (0-1)
John Tortorella	2011-12	20	10	10	–	.500	3 / (2-1)
John Tortorella	2012-13	12	5	7	–	.417	2 / (1-1)
Alain Vigneault	2013-14	25	13	12	–	.520	4 / (3-1)
Alain Vigneault	2014-15	19	11	8	–	.579	3 / (2-1)
Alain Vigneault	2015-16	5	1	4	–	.200	1 / (0-1)
Alain Vigneault	2016-17	12	6	6	–	.500	2 / (1-1)

ALL-TIME PLAYOFF RECORDS

TEAM RECORDS: STREAKS

LONGEST WINNING STREAK: 7 1993-94. Began 4/17, with a 6-0 victory over Islanders, in Game One of the Conference Quarterfinals. Ended 5/7, when defeated at Washington, 4-2 in Game Four of the Conference Semifinals.
LONGEST HOME WINNING STREAK: 8 Began 3/28/39, with a 2-1 victory over Boston, in Game Four of Semifinals. Ended 3/22/42, when defeated by Toronto in Game Two of the Semifinals.
LONGEST ROAD WINNING STREAK: 5 Began 5/9/72, with a 3-2 victory at Boston in Game Five of the Stanley Cup Finals. Ended 4/15/73, when defeated at Chicago, 5-4 in Game Two of the Semifinals.
LONGEST LOSING STREAK: 10 Began 4/11/68, when defeated at Chicago, 7-4 in Game Three of the Quarterfinals. Ended 4/11/70, with a 4-3 victory over Boston in Game Three of the Quarterfinals.
LONGEST HOME LOSING STREAK: 6 Began 5/18/15, when defeated by Tampa Bay, 6-2, in Game Two of the Conference Final. Ended 4/18/17, with a 2-1 victory over Montreal in Game 4 of the First Round.
LONGEST ROAD LOSING STREAK: 17 Began 4/3/58, when defeated at Boston, 6-1, in Game Five of the Semifinals. Ended 4/11/71, with a 4-2 victory at Toronto in Game Four of the Quarterfinals.

TEAM RECORDS: PLAYOFF YEAR

MOST GAMES PLAYED: 25 2013-14 (13-12).
MOST WINS: 16 1993-94 (23 games).
MOST LOSSES: 12 2013-14 (25 games).
MOST TIES: 2 1934-35 (4 games).
MOST GOALS: 81 1993-94 (23 games).
MOST ASSISTS: 121 1993-94 (23 games).
MOST SCORING POINTS: 202 1993-94 (23 games).
MOST PENALTY MINUTES: 426 1985-86 (16 games).
MOST GOALS ALLOWED: 60 2013-14 (25 games).
MOST SHUTOUTS: 4 (twice) 1993-94 (23 games) and 1936-37 (9 games).
MOST SHUTOUTS AGAINST: 3 2013-14 (25 games) and 2014-15 (19 games).
MOST POWER PLAY GOALS: 22 1993-94, 8 vs. Islanders, 4 vs. Washington, 4 vs. New Jersey and 6 vs. Vancouver.
MOST SHORTHANDED GOALS: 6 1978-79. 5 vs. Philadelphia and 1 vs. Montreal.
LATEST DATE OF PLAYOFF GAME: 6/14/94 vs. Vancouver, Stanley Cup Finals, Game Seven.

TEAM RECORDS: SERIES

MOST GOALS: 29 1980-81, Quarterfinals. Rangers defeated St. Louis, 4 games to 2, outscoring opponent 29-22.
MOST GOALS, TWO-GAME SERIES: 9 1978-79, Preliminary Round. Rangers defeated Los Angeles, 2 games to 0, outscoring opponent 9-2.
MOST GOALS, THREE-GAME SERIES: 18 1982-83, Division Semifinals. Rangers defeated Philadelphia, 3 games to 0, outscoring opponent 18-9.
MOST GOALS, FOUR-GAME SERIES: 23 1980-81, Preliminary Round. Rangers defeated Los Angeles, 3 games to 1, outscoring opponent 23-12.
MOST GOALS, FIVE-GAME SERIES: 28 1978-79, Quarterfinals. Rangers defeated Philadelphia, 4 games to 1, outscoring opponent 28-8.
MOST GOALS, SIX-GAME SERIES: 29 1980-81, Quarterfinals. Rangers defeated St. Louis, 4 games to 2, outscoring opponent 29-22.
MOST GOALS, SEVEN-GAME SERIES: 28 1991-92, Division Semifinals. Rangers defeated New Jersey, 4 games to 3, outscoring opponent 28-25.
MOST GOALS ALLOWED: 28 (twice) 1957-58, Semifinals. Rangers defeated by Boston, 4 games to 2, being outscored 28-16; 1982-83, Division Finals. Rangers defeated by NY Islanders, 4 games to 2, being outscored 28-15.
MOST GOALS ALLOWED, TWO-GAME SERIES: 5 (three times) 1934-35, Quarterfinals. Rangers defeated Montreal Canadiens, 6-5 in total goals; 1934-35, Semifinal. Rangers defeated by Montreal Maroons, 5-4 in total goals; 1932-33, Quarterfinals. Rangers defeated Montreal Canadiens, 8-5 in total goals.
MOST GOALS ALLOWED, THREE-GAME SERIES: 18 1931-32, Stanley Cup Finals. Rangers defeated by Toronto, 3 games to 0 being outscored 18-10.
MOST GOALS ALLOWED, FOUR-GAME SERIES: 22 1980-81, Semifinals. Rangers defeated by NY Islanders, 4 games to 0, being outscored 22-8.
MOST GOALS ALLOWED, FIVE-GAME SERIES: 24 1955-56, Semifinals. Rangers defeated by Montreal Canadiens, 4 games to 1, being outscored 24-9.
MOST GOALS ALLOWED, SIX-GAME SERIES: 28 (twice) 1957-58, Semifinals. Rangers defeated by Boston, 4 games to 2, being outscored 28-16; 1982-83, Division Finals. Rangers defeated by NY Islanders, 4 games to 2, being outscored 28-15.
MOST GOALS ALLOWED, SEVEN-GAME SERIES: 25 1991-92, Division Semifinals. Rangers defeated New Jersey, 4 games to 3. Rangers scored 28 goals, Devils scored 25 goals.

TEAM RECORDS: SERIES (CONT'D)

MOST GOALS, BOTH TEAMS: 53 1991-92, Division Semifinals. Rangers defeated New Jersey, 4 games to 3, outscoring opponent 28-25.
MOST GOALS, BOTH TEAMS, TWO-GAME SERIES: 13 1932-33, Quarterfinals. Rangers defeated Montreal Canadiens, 8-5 in total goals.
MOST GOALS, BOTH TEAMS, THREE-GAME SERIES: 28 1931-32, Stanley Cup Finals. Rangers defeated by Toronto, 3 games to 0, being outscored 18-10.
MOST GOALS, BOTH TEAMS, FOUR-GAME SERIES: 35 1980-81, Preliminary Round. Rangers defeated Los Angeles, 3 games to 1, outscoring opponent 23-12.
MOST GOALS, BOTH TEAMS, FIVE-GAME SERIES: 37 1989-90, Division Finals. Rangers defeated by Washington, 4 games to 1, outscoring New York 22-15.
MOST GOALS, BOTH TEAMS, SIX-GAME SERIES: 51 1980-81, Quarterfinals. Rangers defeated St. Louis, 4 games to 2, outscoring opponent 29-22.
MOST GOALS, BOTH TEAMS, SEVEN-GAME SERIES: 53 1991-92, Division Semifinals. Rangers defeated New Jersey, 4 games to 3, outscoring opponent 28-25.
MOST OVERTIME GAMES, ONE SERIES: 4 1938-39, Semifinals. Rangers defeated by Boston, 4 games to 3.
MOST PENALTY MINUTES: 224 1988-89, Division Semifinals vs. Pittsburgh (4 games). Pittsburgh had 210 penalty minutes for a total of 434 minutes.
MOST POWER PLAY GOALS: 10 1989-90, Division Semifinals vs. Islanders.
MOST SHORTHANDED GOALS: 5 1978-79, Quarterfinals vs. Philadelphia.
MOST SHUTOUTS: 3 1939-40, Semifinals vs. Boston.
MOST SHUTOUTS AGAINST: 2 (7 times) 2014-15, Conference Final vs. Tampa Bay; 2013-14, Second Round vs. Pittsburgh; 2008-09, Conference Quarterfinals vs. Washington; 1986-87, Division Semifinals vs. Philadelphia; 1936-37, Stanley Cup Finals vs. Detroit; 1930-31, Semifinal vs. Chicago; 1927-28, Stanley Cup Finals vs. Montreal Maroons.
FEWEST GOALS: 0 1930-31, Semifinals. Rangers defeated by Chicago, 3-0 in total goals.
FEWEST GOALS, TWO-GAME SERIES: 0 1930-31, Semifinals. Rangers defeated by Chicago, 3-0 in total goals.
FEWEST GOALS, THREE-GAME SERIES: 6 (twice) 1977-78, Preliminary Round. Rangers defeated by Buffalo, 2 games to 1, being outscored 11-6; 1940-41, Quarterfinals. Rangers defeated by Detroit, 2 games to 1, with 6 goals each.
FEWEST GOALS, FOUR-GAME SERIES: 4 2005-06, Conference Quarterfinals. Rangers defeated by New Jersey Devils, 4 games to 0, being outscored 17-4.
FEWEST GOALS, FIVE-GAME SERIES: 5 1927-28, Stanley Cup Finals. Rangers defeated Montreal Maroons, 3 games to 2, being outscored by opponent 6-5.
FEWEST GOALS, SIX-GAME SERIES: 12 (3 times) 1967-68, Quarterfinals. Rangers defeated by Chicago, 4 games to 2, being outscored 18-12; 1947-48, Semifinals. Rangers defeated by Detroit, 4 games to 2, being outscored 17-12; 1941-42, Semifinals. Rangers defeated by Toronto, 4 games to 2, being outscored 13-12.
FEWEST GOALS, SEVEN-GAME SERIES: 11 2008-09, Conference Quarterfinals. Rangers defeated by Washington, 4 games to 3, outscoring New York 19-11.
FEWEST GOALS ALLOWED: 0 (twice) 1936-37, Semifinals. Rangers defeated Montreal Maroons, 2 games to 0, outscoring opponent 5-0; 1928-29, Quarterfinals. Rangers defeated NY Americans, 1-0 in total goals.
FEWEST GOALS ALLOWED, TWO-GAME SERIES: 0 (twice) 1936-37, Semifinals. Rangers defeated Montreal Maroons, 2 games to 0, outscoring opponent 5-0; 1928-29, Quarterfinals. Rangers defeated NY Americans, 1-0 in total goals.
FEWEST GOALS ALLOWED, THREE-GAME SERIES: 9 1982-83, Division Semifinals. Rangers defeated Philadelphia, 3 games to 0, outscoring opponent 18-9.
FEWEST GOALS ALLOWED, FOUR-GAME SERIES: 3 1993-94, Conference Quarterfinals. Rangers defeated NY Islanders, 4 games to 0, outscoring opponent 22-3.
FEWEST GOALS ALLOWED, FIVE-GAME SERIES: 5 1996-97, Conference Semifinals. Rangers defeated New Jersey, 4 games to 1, outscoring opponent 10-5.
FEWEST GOALS ALLOWED, SIX-GAME SERIES: 9 1939-40, Semifinals. Rangers defeated Boston, 4 games to 2, outscoring opponent 15-9.
FEWEST GOALS ALLOWED, SEVEN-GAME SERIES: 12 (twice) 2012-13, Conference Quarterfinals. Rangers defeated Washington, 4 games to 3, outscoring opponent 16-12; 2014-15, Second Round. Rangers defeated Washington, 4 games to 3, outscoring opponent 13-12.
FEWEST GOALS, BOTH TEAMS: 1 1928-29, Quarterfinals. Rangers defeated NY Americans, 1-0 in total goals.
FEWEST GOALS, BOTH TEAMS, TWO-GAME SERIES: 1 1928-29, Quarterfinals. Rangers defeated NY Americans, 1-0 in total goals.
FEWEST GOALS, BOTH TEAMS, THREE-GAME SERIES: 12 1940-41, Quarterfinals. Rangers defeated by Detroit, 3 games to 0, with 6 goals each.
FEWEST GOALS, BOTH TEAMS, FOUR-GAME SERIES: 16 1932-33, Stanley Cup Finals. Rangers defeated Toronto, 3 games to 1, outscoring opponent 11-5.
FEWEST GOALS, BOTH TEAMS, FIVE-GAME SERIES: 11 1927-28, Stanley Cup Finals. Rangers defeated Montreal Maroons, 3 games to 2, being outscored by opponent 6-5.
FEWEST GOALS, BOTH TEAMS, SIX-GAME SERIES: 24 1939-40, Semifinals. Rangers defeated Boston, 4 games to 2, outscoring opponent 15-9.
FEWEST GOALS, BOTH TEAMS, SEVEN-GAME SERIES: 25 2014-15, Second Round. Rangers defeated Washington, 4 games to 3, outscoring opponent 13-12.

ALL-TIME PLAYOFF RECORDS

TEAM RECORDS: GAME

GREATEST WINNING MARGIN: 7 (twice) last – 4/17/07. Conference Quarterfinals, Game Three. Rangers defeated Atlanta Thrashers, 7-0 at Madison Square Garden.

GREATEST WINNING MARGIN, HOME: 7 (twice) last – 4/17/07. Conference Quarterfinals, Game Three. Rangers defeated Atlanta Thrashers, 7-0 at Madison Square Garden.

GREATEST WINNING MARGIN, ROAD: 6 (twice) last - 4/7/91, Division Semifinals, Game Three. Rangers defeated Washington, 6-0.

GREATEST LOSING MARGIN: 7 (twice) last - 4/19/86, Division Finals, Game Two. Rangers defeated by Washington, 8-1 in Washington.

GREATEST LOSING MARGIN, HOME: 6 (twice) last - 4/13/86, Division Semifinals, Game Four. Rangers defeated by Philadelphia, 7-1.

GREATEST LOSING MARGIN, ROAD: 7 (twice) last - 4/19/86, Division Finals, Game Two. Rangers defeated by Washington, 8-1.

MOST GOALS: 10 4/11/81, Preliminary Round, Game Three. Rangers defeated Los Angeles, 10-3, at Madison Square Garden.

MOST GOALS ALLOWED: 8 (5 times) last- 4/9/87, Division Semifinals, Game Two. Rangers defeated at Philadelphia, 8-3.

MOST GOALS, BOTH TEAMS: 13 (3 times) last - 4/27/92, Division Semifinals, Game Five. Rangers defeated New Jersey, 8-5 at Madison Square Garden.

MOST PENALTY MINUTES, BOTH TEAMS: 267 4/9/81, Preliminary Round, Game Two. Rangers had 142 penalty minutes and Los Angeles had 125 minutes for a total of 267 minutes.

FEWEST PENALTIES: 0 (3 times) last - 5/29/15, Conference Final, Game Seven. Rangers defeated by Tampa Bay, 2-0.

FEWEST PENALTY MINUTES: 0 (3 times) last - 5/29/15, Conference Final, Game Seven. Rangers defeated by Tampa Bay, 2-0.

MOST PENALTY MINUTES: 142 4/9/81, Preliminary Round, Game Two at Los Angeles. Los Angeles had 125 minutes for a total of 267 minutes.

MOST POWER PLAY GOALS: 4 4/8/82, Division Semifinals, Game Two vs. Philadelphia at Madison Square Garden.

MOST SHORTHANDED GOALS: 2 (8 times) last - 4/29/17, Second Round, Game Two at Ottawa.

MOST SHOTS: 54 5/31/94, Stanley Cup Finals, Game One vs. Vancouver at Madison Square Garden. Rangers were defeated 3-2 in overtime.

MOST SHOTS ALLOWED: 59 4/5/62, Semifinals, Game Five at Toronto. Rangers were defeated 3-2 in overtime.

FEWEST GOALS, BOTH TEAMS: 0 (three times) last - 3/20/34, Quarterfinals, Game One. Rangers tied Montreal Maroons 0-0 in first game of total-goals series at Montreal.

TEAM RECORDS: OVERTIME GAME

ALL-TIME OVERTIME RECORD: 41 Wins and 52 Losses; 19-19 at home, 22-33 on the road.

LONGEST HOME OVERTIME PLAYED BY RANGERS: 60 min. 40 sec. Quarterfinals, Game Three. Lorne Carr of the New York Americans scored at 0:40 of the fourth overtime, 3/27/38. Americans won, 3-2.

LONGEST ROAD OVERTIME PLAYED BY RANGERS: 68 min. 20 sec. Semifinals, Game One. Gus Rivers of the Montreal Canadiens scored at 8:20 of the fourth overtime, 3/28/30 at Montreal. Canadiens won, 2-1.

SHORTEST HOME OVERTIME PLAYED BY RANGERS: 11 sec. Preliminary Round, Game Three. J.P. Parise of the New York Islanders scored at 0:11 of the first overtime, 4/11/75. Islanders won, 4-3.

SHORTEST ROAD OVERTIME PLAYED BY THE RANGERS: 25 sec. Conference Semifinals, Game Two. Kevin Haller of the Philadelphia Flyers scored at 0:25 of the first overtime, 5/22/95 at Philadelphia. Flyers won series, 4-0.

MOST SHOTS (OVERTIME): 26 5/31/94, Stanley Cup Finals, Game One vs. Vancouver at Madison Square Garden. Canucks won 3-2.

FASTEST OVERTIME GOAL BY A RANGER: 33 sec. Preliminary Round, Game One. Steve Vickers scored at 0:33 of the first overtime against the Atlanta Flames at Madison Square Garden, 4/8/80. Rangers won, 2-1.

TEAM RECORDS: PERIOD

MOST GOALS: 6 Quarterfinals, Game Five. Defeated Philadelphia, 8-3 on 4/24/79. Rangers scored six goals in third period and won game, 8-3.

MOST GOALS ALLOWED: 5 (7 times) last - Stanley Cup Finals, Game Five. 6/9/94 by Vancouver at Madison Square Garden. Canucks scored five goals in the third period and won the game, 6-3.

MOST GOALS BY RANGERS AND OPPONENT: 9 Quarterfinals, Game Five. 4/24/79 vs. Philadelphia in the third period at Philadelphia. Rangers scored six goals and the Flyers scored three.

MOST PENALTY MINUTES: 125 Preliminary Round, Game Two in the first period at Los Angeles on 4/9/81.

MOST PENALTY MINUTES, OPPONENT: 104 Preliminary Round, Game Two in the first period at Los Angeles on 4/9/81.

MOST PENALTY MINUTES, BOTH TEAMS: 229 Preliminary Round, Game Two in first period at Los Angeles on 4/9/81. Rangers had 125 minutes and Los Angeles had 104 minutes.

MOST PENALTIES: 24 Preliminary Round, Game Two in first period at Los Angeles on 4/9/81. Los Angeles had 19 penalties for a total of 43 penalties.

MOST POWER PLAY GOALS: 3 Eastern Conference Final, Game One in the third period at Montreal on 5/17/14. Stanley Cup Finals, Game Three in the first period against Boston at Madison Square Garden on 5/4/72.

FASTEST TWO GOALS: 6 sec. Rod Gilbert at 9:32 and 9:38 of second period against Chicago in Quarterfinals at Chicago, 4/11/68.

FASTEST THREE GOALS: 38 sec. Jim Wiemer at 12:29, Bob Brooke at 12:43, Ron Greschner at 13:07 of third period against Philadelphia in Division Semifinals at Madison Square Garden, 4/12/86.

ALL-TIME PLAYOFF RECORDS

INDIVIDUAL RECORDS: CAREER

MOST GAMES PLAYED: 122 Dan Girardi
MOST GOALS: 34 Rod Gilbert
MOST ASSISTS: 61 Brian Leetch
MOST POINTS: 89 Brian Leetch
MOST GOALS BY A DEFENSEMAN: 28 Brian Leetch
MOST ASSISTS BY A DEFENSEMAN: 61 Brian Leetch
MOST POINTS BY A DEFENSEMAN: 89 Brian Leetch
MOST POWER PLAY GOALS: 13 Adam Graves
MOST PENALTY MINUTES: 150 Ching Johnson
MOST APPEARANCES BY A GOALTENDER: 128 Henrik Lundqvist
MOST WINS: 61 Henrik Lundqvist
MOST SHUTOUTS: 10 Henrik Lundqvist
MOST PLAYOFF SEASONS: 12 Ron Greschner

INDIVIDUAL RECORDS: PLAYOFF YEAR

MOST GOALS: 12 Mark Messier, 1993-94.
MOST ASSISTS: 23 Brian Leetch, 1993-94.
MOST POINTS: 34 Brian Leetch, 1993-94.
MOST GOALS BY A DEFENSEMAN: 11 Brian Leetch, 1993-94.
MOST ASSISTS BY A DEFENSEMAN: 23 Brian Leetch, 1993-94.
MOST POINTS BY A DEFENSEMAN: 34 Brian Leetch, 1993-94.
MOST POINTS BY A ROOKIE: 20 Don Maloney, 1978-79 (18 games, 7 goals, 13 assists).
MOST POWER PLAY GOALS: 6 Adam Graves, 1995-96.
MOST GAME-WINNING GOALS: 4 Frank Boucher, 1927-28; Brian Leetch, 1993-94; Mark Messier, 1993-94.
MOST PENALTY MINUTES: 93 Ed Hospodar, 1980-81.
MOST THREE-OR-MORE-GOAL GAMES: 2 Wayne Gretzky, 1996-97.
MOST CONSECUTIVE SHUTOUTS: 3 John Ross Roach, 1928-29. 3/19 vs. NY Americans 0-0, 3/21 vs. NY Americans 1-0, 3/24 vs. Toronto 1-0.
MOST MINUTES PLAYED BY A GOALTENDER: 1,515:35 Henrik Lundqvist, 2013-14 (25 games).
MOST WINS BY A GOALTENDER: 16 Mike Richter, 1993-94.
MOST SHUTOUTS: 4 Mike Richter, 1993-94, Dave Kerr, 1936-37.

INDIVIDUAL RECORDS: SERIES

MOST GOALS: 6 (several times) last - Adam Graves, 1995-96, Conference Quarterfinals vs. Montreal.
MOST GOALS, OPPONENT: 9 John Druce, Washington, 1989-90, Division Finals vs. Washington.
MOST ASSISTS: 8 (many times) last – Ryan McDonagh, 2013-14, Conference Final vs. Montreal.
MOST ASSISTS, OPPONENT: 10 (many times) last - Bob Bourne, NY Islanders, 1982-83, Division Final vs. NY Islanders.
MOST POINTS: 11 (many times) last – Brian Leetch, 1993-94, Stanley Cup Finals vs. Vancouver. Leetch had 5 goals and 6 assists.
MOST POINTS, OPPONENT: 14 Fleming MacKell, Boston, 1957-58, Semifinals vs. Boston.
MOST PENALTY MINUTES: 93 Ed Hospodar, 1980-81, Preliminary Round vs. Los Angeles.
MOST POWER PLAY GOALS: 5 Adam Graves, 1995-96, Conference Quarterfinals vs. Montreal.
MOST SHUTOUTS: 3 Dave Kerr, 1940, Semifinals vs. Boston in Game One (4-0), Game Four (1-0) and Game Five (1-0).

ALL-TIME PLAYOFF RECORDS

INDIVIDUAL RECORDS: GAME

MOST GOALS: 3 (15 times) last – Derick Brassard, 5/26/15 at Tampa Bay in Game Six of the Conference Final.
MOST GOALS BY A DEFENSEMAN: 3 Brian Leetch, 5/22/95 at Philadelphia in Game Two of the Conference Semifinals.
MOST ASSISTS: 6 Mikko Leinonen, 4/8/82 against Philadelphia in Game Two of the Division Semifinals.
MOST POINTS: 6 Mikko Leinonen, 4/8/82 against Philadelphia in Game Two of the Division Semifinals.
MOST POINTS BY A DEFENSEMAN: 4 (six times) Ryan McDonagh, 5/17/14 vs. Montreal in Game One of the Conference Final at Montreal (one goal, three assists). Brian Leetch, 6/7/94 vs. Vancouver in Game Four of the Stanley Cup Finals at Vancouver (one goal, three assists). Brian Leetch, 5/9/94 vs. Washington in Game Five of the Conference Semifinals at Madison Square Garden (one goal, three assists). Brian Leetch, 4/21/94 vs. NY Islanders in Game Three of the Conference Quarterfinals at Long Island (one goal, three assists). Dave Maloney, 4/9/83 vs. Philadelphia in Game Three of the Division Semifinals at Madison Square Garden (four assists). Brad Park, 5/4/72 vs. Boston in Game Three of the Stanley Cup Finals at Madison Square Garden (two goals, two assists).
MOST PENALTY MINUTES: 39 Ed Hospodar, 4/9/81 at Los Angeles in Game Two of the Preliminary Round.
MOST POWER PLAY GOALS: 2 (13 times) last - Wayne Gretzky, 5/18/97 at Philadelphia in Game Two of the Conference Finals.
MOST SHORTHANDED GOALS: 2 Mark Messier, 4/21/92 against New Jersey at Madison Square Garden in Game Two of the Division Semifinals.
FASTEST GOAL FROM START OF GAME: 27 sec. Ed Hospodar on 4/9/81 vs. Los Angeles at Los Angeles in Game Two of the Preliminary Round.
FASTEST GOAL FROM START OF GAME BY OPPONENT: 13 sec. Claude Larose of Montreal on 4/11/67 at Madison Square Garden in Game Three of the Semifinals.

INDIVIDUAL RECORDS: PERIOD

MOST GOALS: 3 (twice) Conference Quarterfinals, Game Four - Wayne Gretzky, 4/23/97 vs. Florida, at Madison Square Garden in the second period. Conference Finals, Game Six - Mark Messier, 5/25/94 at New Jersey in the third period.
MOST ASSISTS: 3 (six times) First Round, Game Two - J.T. Miller, 4/16/16 vs. Pittsburgh at Pittsburgh in the second period. Conference Quarterfinals, Game Three – Jaromir Jagr, 4/17/07 vs. Atlanta at Madison Square Garden in the first period. Conference Quarterfinals, Game Two - Alexei Kovalev, 5/8/95 vs. Quebec at Quebec in the third period. Conference Semifinals, Game Five - Brian Leetch, 5/9/94 vs. Washington, at Madison Square Garden in the first period. Semifinals, Game Three - Jean Ratelle, 4/22/71 vs. Chicago at Madison Square Garden in the first period. Division Semifinals, Game Two - Mikko Leinonen, 4/8/82 vs. Philadelphia at Madison Square Garden in the first period.
MOST PENALTIES: 6 Preliminary Round, Game Two - Ed Hospodar, 4/9/81 at Los Angeles in the first period. (2 minors, 1 major, 1 ten minute misconduct, 2 game misconducts).
MOST PENALTY MINUTES: 39 Preliminary Round, Game Two - Ed Hospodar, 4/9/81 at Los Angeles in the first period.
MOST POWER PLAY GOALS: 2 (four times) Conference Quarterfinals, Game Three - Adam Graves, 4/21/96 at Montreal in the first period. Conference Semifinals, Game Two - Brian Leetch, 5/22/95 at Philadelphia in the first period. Semifinals, Game Two - Mac Colville, 3/22/42 vs. Toronto at Madison Square Garden in the third period. Stanley Cup Finals, Game Three - Brad Park, 5/4/72 vs. Boston at Madison Square Garden in the first period.

NEW YORK RANGERS STANLEY CUP CHAMPIONSHIP TEAMS

1927-28 — Standing (Left to Right)-Ching Johnson, Bill Boyd, Paul Thompson, Lorne Chabot, Lester Patrick (sub-goaltender, manager and coach), Bill Cook, Taffy Abel, Joe Miller (sub-goaltender), Bun Cook. Bottom Row (Left to Right)-Harry Westerby (trainer), Murray Murdoch, Art Chapman, Leo Bourgeault, Patsy Callighen, (unknown), Frank Boucher, Alex Gray.

1932-33 — Standing (Left to Right)-Jimmy Arnott, Gordon Pettinger, Bill Cook, Earl Seibert, Ossie Asmundson, Lester Patrick (Manager), Babe Siebert, Ching Johnson, Bun Cook, Butch Keeling, Murray Murdoch, Ott Heller, Doug Brennan. Bottom Row (Left to Right)-Wilfie Starr, Carl Voss, Cecil Dillon, Harry Westerby (Trainer), Artie Somers, Andy Aitkenhead.

1939-40 — Standing (Left to Right)-Frank Boucher (Coach), Lynn Patrick, Neil Colville, Ott Heller, Art Coulter (Captain), Babe Pratt, Muzz Patrick, Alf Pike, Lester Patrick (Manager). Bottom Row (Left to Right)-Alex Shibicky, Phil Watson, Kilby MacDonald, Bryan Hextall, Dave Kerr, Mac Colville, Clint Smith, Dutch Hiller, Harry Westerby (Trainer).

NEW YORK RANGERS STANLEY CUP CHAMPIONSHIP TEAMS

New York Rangers 1993-94 Stanley Cup Champions



First Row (left to right): Mike Richter, Kevin Lowe, Steve Larmer, Dick Todd - Assistant Coach, Neil Smith - President and General Manager, Mark Messier - Captain, Mike Keenan - Head Coach, Colin Campbell - Associate Coach, Brian Leetch, Adam Graves, Glenn Healy. Second Row: Mike Folga - Trainer, Joe Murphy - Trainer, Glenn Anderson, Joe Kocur, Alexei Kovalev, Craig MacTavish, Sergei Nemchinov, Sergei Zubov, Dave Smith - Trainer, Bruce Lifrieri - Trainer. Third Row: Esa Tikkanen, Greg Gilbert, Jay Wells, Stephane Matteau, Jeff Beukeboom, Doug Lidster, Brian Noonan. Top Row: Mike Hartman, Mike Hudson, Alexander Karpovtsev, Eddie Olczyk, Nick Kypreos.

RANGERS
11
RANGERS
RANGERS
RANGERS

NEW YORK
RANGERS
RANGERS
HERITAGE

Madison Square Garden

The World's Most Famous Arena

The Rangers images alone are endless, burning, unforgettable...Pete Stemkowski in triple overtime...Ed-die, Ed-die...Mark Messier, Cup in hand, wiping out 54 years of frustration...The Great One's farewell...

Those images just scratch the surface of this building, which also featured Hope and Crosby on Opening Night... Willis Reed out of the tunnel for Game Seven...19 straight Knicks points against Milwaukee...Sinatra in The Main Event...Ali and Frazier in The Fight...The Dunk... Patrick Ewing slam-dunking the Knicks into the Finals... LJ's four-pointer...The Stones and The Dead and The King and The Pope and Streisand and Carter and Clinton and Bush...

It could all only happen in one place...Not a mere building but a state of mind...The greatest of the great in sports, arts and entertainment, summed up in three words...

Madison Square Garden ...

The World's Most Famous Arena...

BEGINNINGS

The current Garden - located between 31st and 33rd Streets and Seventh and Eighth Avenues on Manhattan's West Side - is the fourth building (third site) to be named Madison Square Garden.

Garden I was located at Madison Square: 26th Street and Madison Avenue. It was originally opened in 1874 (at a cost of $35,000) by the legendary P.T. Barnum as "Barnum's Monster Classical and Geological Hippodrome." However, it was soon renamed "Gilmore's Garden" when the lease was auctioned off to bandmaster Patrick S. Gilmore (the term "Garden" was used often during this period to denote a place of public gathering and entertainment).

The building, which had 28-foot walls without a roof, hosted a varied schedule of social and fraternal meetings, flower shows and commercial exhibitions. When Gilmore's lease expired in 1878, it was picked up briefly by W. M. Tileson. The following year, William Vanderbilt of the New York Central Railroad assumed control of the facility and officially renamed it "Madison Square Garden" on May 31, 1879. Featuring a sports and entertainment program that stressed such events as boxing and the National Horse Show, Garden I stood until its demolition in 1889.

Garden II was constructed on the site of Garden I, opening on Jun. 16, 1890 at a cost of $1.5 million. It contained an 8,000-seat main arena, 1,500-seat concert hall, 1,200-seat theatre and the world's largest indoor swimming pool. The Spanish Renaissance-style structure was topped by its most famous feature: a 32-story tower and roof garden atop which stood Augustus Saint-Gauden's gold statue of Diana, Goddess of the Hunt.

Stanford White, the renowned architect who designed Garden II, also figured in its most famous - and infamous - event. On the night of Jun. 25, 1906, White was gunned down in the Garden's rooftop garden by Pittsburgh millionaire Harry Thaw, allegedly in revenge for White's long-standing affair with Thaw's wife, showgirl Evelyn Nesbit. The White-Thaw-Nesbit love triangle was ultimately immortalized in the 1955 film The Girl in the Red Velvet

Swing - starring Ray Milland as White and Joan Collins as Nesbit - and in the recent best-seller American Eve by Paula Uruburu (Riverhead Books, 2008). Nesbit died in obscurity in California at age 81 in 1967.

Garden II hosted a sporting card heavy with boxing, wrestling, six-day bicycle races and horse shows, along with national events such as the 1924 Democratic National Convention, a marathon that lasted through 16 days and 103 ballots. Movie buffs will recall that in Orson Welles' 1941 classic Citizen Kane, Charles Foster Kane's acceptance of the 1916 New York gubernatorial nomination takes place at Garden II (although, obviously, it wasn't actually filmed there).

Garden II closed with a boxing card on May 5, 1925, followed by a mournful eulogy by ring announcer Joe Humphreys: "Farewell to thee, o temple of fistiana. Farewell to thee, o sweet Miss Diana...". The New York Life Insurance Building (51 Madison Avenue) occupies the former site of Gardens I and II, while Diana found a new home at the Philadelphia Museum of Art.

Garden III - the "Old Garden" - was built in just 249 days at 49th Street and Eighth Avenue under the watchful eyes of promoter Tex Rickard and architect Thomas Lamb. The fabled 18,000-seat arena, built at a cost of $5.6 million, opened with a six-day bicycle race on Nov. 24, 1925, and for 43 years was America's premier sports and entertainment showplace. Ironically, Rickard did not live to see the blossoming of Garden III, suffering a fatal appendicitis attack on Jan. 6, 1929.

Anyone who ever set foot in the Old Garden remembers its unforgettable atmosphere...the sky-high balcony...the haze from decades of cigarette smoke...the main lobby, a schmoozer's paradise...the marquee...G.O. Cards... the organ (played first by Gladys Gooding, later by Virginia Thomas)...the unmistakable voice of John Condon...the Nedick's and Adam Hats stores that flanked the main entrance...

Sports - especially hockey, basketball, boxing and track - would be the lifeblood of the Old Garden. But it also hosted entertainment extravaganzas ranging from the Ringling Bros. and Barnum & Bailey Circus and the Gene Autry Rodeo to star-studded spectacles like Mike Todd's 1957

anniversary party for his film Around the World in 80 Days and President John F. Kennedy's May 19, 1962 birthday party which featured Marilyn Monroe's breathless version of "Happy Birthday." On the screen, the Garden provided the inspiration, and title, for the 1932 Paramount epic Madison Square Garden, starring Jack Oakie and ZaSu Pitts, as well as the on-location backdrop for the harrowing final reel of John Frankenheimer's 1962 classic The Manchurian Candidate.

The first NHL team to play at Garden III was the New York Americans, who rented the building for the 1925-26 season. The Rangers played their first regular-season NHL game there on Nov. 16, 1926, beating the Montreal Maroons 1-0. In the 42 years the Rangers played on 49th Street, they would win three Stanley Cup championships (1928, 1933, and 1940) and develop a host of Hall of Famers, including Bill Cook, Bun Cook, Frank Boucher, Ching Johnson, Babe Pratt, Neil Colville, Chuck Rayner, Andy Bathgate, Harry Howell, Gump Worsley, Rod Gilbert, Jean Ratelle, and Eddie Giacomin.

The Rangers played their final game at the Old Garden on the afternoon of Feb. 11, 1968; a 3-3 tie with Detroit. The last event ever was the Westminster Dog Show, over Feb. 12-13, 1968. After the Old Garden was demolished, the site was used for years as a Kinney parking lot. The Worldwide Plaza office/apartment complex, which opened in 1989, now occupies the site.

Garden IV On Nov. 3, 1960, Garden president Irving Mitchell Felt announced plans for a new Madison Square Garden - Garden IV - to eventually be built at 33rd Street between Seventh and Eighth Avenues, atop Pennsylvania Station.

Prospective sites for a New Garden had been discussed throughout the mid- and late-'50s, especially the area at Columbus Circle which would eventually house the New York Coliseum and, ultimately, the Time Warner Center.

Then the Garden Corporation obtained the coveted "air rights" above Penn Station from the Pennsylvania Railroad in 1961. The Railroad had entertained the idea of selling Penn Station's air rights as far back as 1951, when faced with a $72 million deficit. In 1955, Railroad president James Symes and famed real estate developer William Zeckendorf signed an agreement to option the Station's air rights for an industrial-commercial "Palace of Progress", with a new, renovated Penn Station below street level. When the project fell through, the Railroad sold the air rights to the Garden Corporation. Above-ground demolition of Penn Station began on Oct. 28, 1963, with new concrete poured starting on May 1, 1964.

Garden IV opened as a glittering sports and entertainment showplace, with its distinctive circular, cable-suspended roof above the 19,000-seat arena, its 5,000-seat Felt Forum, 48-lane Bowling Center, 500-seat cinema, Hall of Fame Club, National Art Museum of Sport, 50,000-square foot Exposition Rotunda and 29-story office building (Two Penn Plaza) attached by a pedestrian mall.

The first element of the New Garden complex to open its doors was the Bowling Center, on Oct. 30, 1967. On Nov. 26, 1967, the Felt Forum opened with a performance of the Welsh and Scots Guards.

The "New Garden" itself officially opened on Feb. 11, 1968, when Bob Hope and Bing Crosby hosted "The Night of the Century," a star-studded salute to the USO. One week later – Feb. 18, 1968 – the Rangers played their first game in their new home, a 3-1 victory over a Philadelphia Flyers team that had entered the NHL that season in what signaled the end of the NHL's Original Six era.

ODDS 'N ENDS

- Cost for design and construction of the present Garden was $43 million.
- Garden IV was built by Turner Construction and the Del E. Webb Corporation. The building was designed by Charles Luckman, the fabled entrepreneur and architect who died in 1999. Luckman also designed the Great Western Forum, the Los Angeles Convention Center, CBS Television City, the Prudential Center in Boston and the Johnson Space Center in Houston.
- The Garden arena is 425 feet in diameter, 13 stories high, and occupies 820,000-square feet of real estate.
- Each of the four entrance/exit towers is over 100 feet high and contains at least 10 escalators.
- Current seating capacity for Rangers hockey is 18,006.

THROUGH THE YEARS

A look at the improvements/enhancements at Garden IV over the years:

1972: Garden IV becomes the first New York sports venue to install luxury boxes, formally named "Hall of Fame Lounges." The original deck of 11 luxury suites - each measuring 23x15 feet and accommodating 10 people - is installed above the mezzanine level on the 33rd Street side. Due to the ongoing luxury suite construction, basketball broadcast locations are moved to courtside and directly above center-court exit tunnels. Previously, they had been located in a two-level booth suspended from the roof.

1977: Original end zone scoreboards replaced by new 36-foot long scoreboards in each end zone, and smaller auxiliary boards on the facing of the mezzanine at center court. New boards feature tenth-of-a-second timing capabilities and black-and-white animated matrix boards.

1989-91: Over a three-year span, the Garden complex undergoes its most extensive renovation to date, a multi-million dollar effort in which:

- Each of the original red, orange, yellow, green and blue seats is removed and replaced. Primary color scheme is now purple and teal.
- Existing scoreboards are replaced by a computerized, state-of-the-art system that features the eight-sided Center Display Board (37 feet wide at the top, 34 feet wide at the bottom), complete with "GardenVision" color replay screens and multi-colored end zone boards, by White Way Company of Chicago. It is the first eight-sided scoreboard in a major U.S. arena. Original Garden sound system is also completely overhauled, including the replacement of the original center-hung "sound cluster" with four separate speaker clusters affixed to the arena ceiling.

- Original Hall of Fame Lounges (luxury boxes) are removed and replaced by a completely new deck of 89 Club Suites that encircles the entire arena, including a double-deck of suites on the 7th Avenue end.
- The Paramount, a state-of-the-art, 5,600-seat theatre, is constructed on the former site of the Felt Forum, now named the Hulu Theater at Madison Square Garden. Fronting the main entrance is the Garden Walk of Fame, which opens in 1992.
- Two dining facilities - The Club Restaurant and the Play-By-Play sports bar and restaurant - are constructed on the former site of the Bowling Center and the Hall of Fame Club.
- Garden exterior renovated, including the installations of animated color matrix boards above the Seventh Avenue entrance to Penn Station and the Eighth Avenue facade.
- Upgrades and improvements in other areas of the Garden, including concession stands (and all-new Food Courts), locker rooms, press room, box office, Garden Team Store and broadcast facilities.

1995: Knicks and Rangers locker room areas are further renovated and expanded, including increased player/locker space, expanded training and X-ray facilities and individual offices for all coaches.

2000: Ongoing improvement program in the new century features "GardenVision" upgraded to HD format, making it the first indoor arena to feature HD playback.

2007: LED and Matrix center scoreboard and side out-of-town boards installed.

THE GARDEN TRANSFORMED

On October 25, 2013, Madison Square Garden began a new chapter in its celebrated history, with the completion of its three-year Transformation. The unprecedented project, which required 2.6 million man hours of labor, touched every aspect of the Arena, significantly enhancing the experience of customers, athletes, entertainers, suite holders and marketing partners, from the first row to the last.

The Transformed Garden ensures that the World's Most Famous Arena will continue to attract the historic, unforgettable events for which it has been known throughout its history, while also elevating the total customer experience. Patrons now have access to a full list of amenities including: improved sightlines; additional entertainment and dining options; new concourses; upgraded hospitality areas; new technology; and a completely transformed interior, which was carefully planned to maintain the unique intimacy of the Arena bowl and The Garden's world famous ceiling.

Specific highlights include:

- The new Chase Square Seventh Avenue entrance, which is nearly double in size of the previous entrance and features interactive kiosks, retail space and a broadcast area, along with an area dedicated to celebrating the efforts of the Garden of Dreams Foundation, a non-profit charity supported by MSG;
- Public concourses that are double or triple in width, some with spectacular city views;
- A wide new selection of food and beverage options, including exclusive food offerings from our MSG Signature Collection, featuring some of New York's top chefs;
- Improved upper bowl sightlines that put patrons more than 17 degrees closer to the action;
- New Chase bridges that provide one-of-a-kind views of the arena floor and offer a unique perspective for fans;
- State of the art lighting, sound and LED video systems in high definition and new fiber-optic cabling throughout the building;
- Improved locker rooms, dressing rooms, green rooms and production offices;
- Additional restrooms with 50 percent more capacity;
- Unique exhibits celebrating the Garden's stories history, including the Garden 366 visual retrospective and the Defining Moments Exhibit on the Madison and Concourse levels; and
- A whole new slate of suite and entertainment offerings, including:
  - 21 Event Level suites that offer a lounge/entertainment atmosphere
  - 51 Madison Level suites that are 40 percent larger than our previous suites, and located as close as 23 rows above the arena floor
  - 18 transformed 9th Floor Signature Level suites; and
  - Three new club spaces: the J.P. Morgan Club; the Delta SKY360 Club on the Event Level and the Madison Club presented by Foxwoods on the 7th floor

Today's acclaim for Madison Square Garden is a testament to the careful planning and execution of the Transformation – and a signal that The Garden's future will be as bright as its celebrated past.

"New York is not a city. It is a set of cities, dozens of them, divided by caste, class, taste and blood. Most of us are welcome in a few of these cities, barred from others by tradition, or fear, or indifference, or income. But all of us hold safe conduct passes to The Garden. It is a center of experience for the same reason New York is: nothing is out of place there. Walk through a neighborhood of New York and you will find people who would never dream of setting foot in Carnegie Hall, the Empire State Building, the Fillmore East, Sunnyside Gardens, The Four Seasons, or the Bronx Zoo. Madison Square Garden is alien to none of us."- *Jeff Greenfield, 1974*

Entering the 93rd year of operation, the NEW YORK RANGERS have entertained fans with some of the most memorable moments in New York sporting history. Playing at Madison Square Garden, the World's Most Famous Arena, the Rangers have built a storied reputation on pride, passion and tradition.

It might seem hard to believe, but the New York Rangers were once an NHL expansion team.

The year was 1926, and hockey was already a popular sport at Madison Square Garden – only the team of choice was not yet the Blueshirts. Back then, another NHL squad, the old New York Americans, were drawing big crowds in their first season at The Garden.

The Americans, who wore stars-and-stripes jerseys patterned after the American flag, proved that MSG was a perfect venue for hockey. Garden President George Lewis "Tex" Rickard came to realize that the time was ripe for a second New York hockey team – one owned and operated by The Garden itself. Working with the league, Rickard managed to secure a team for the 1926-27 season.

Rickard knew he had to put a strong team on the ice to compete with the Americans and win over the loyalty of New Yorkers just discovering hockey. To assemble this team, he convinced one of the brightest minds in hockey, Conn Smythe, to leave his post at the University of Toronto. Rickard encouraged Smythe to travel throughout North America in search of the most talented "undiscovered" players he could find.

Smythe ended up laying the groundwork for a team that was instantly a Stanley Cup contender. In the course of one summer, he found future Hall of Fame forwards Frank Boucher, Bill Cook, and Bun Cook; Hall of Fame defenseman Ivan 'Ching' Johnson; and second line winger Murray Murdoch, who would become hockey's first 'iron man' by playing 508 consecutive games.

As Smythe was out signing players, sportswriters back in New York began referring to the team as 'Tex's Rangers'. The name stuck, and Rickard formally adopted it – stripping the word "Rangers" diagonally across the front of a blue jersey to make his team stand out from the Americans, whose name was displayed horizontally on the players' jerseys.

Before the start of the 1926-27 season, Smythe left the team he had built as a result of disagreements with Garden management. Rickard looked west to British Columbia, where he found one of hockey's great pioneers in Lester Patrick. Although Smythe had put the roster together, it was Patrick who would mold it into a championship team.

The Rangers immediately established themselves as a formidable hockey team in New York, surpassing the Americans in both the NHL standings and in popularity. They finished their first season with the best record in the American Division, and team captain Bill Cook led the league with 33 goals and 37 points. The following year, they won the first of the franchise's four Stanley Cup championships, defeating the Montreal Maroons three games to two. During Game 2 of the series, the 44-year old Patrick made headlines and hockey history by substituting himself for injured goaltender Lorne Chabot and holding his own in net for the win.

Since the Rangers pulled off their remarkable feat in 1928, no other NHL team has ever won the Cup in its first two years of existence.

The Rangers quickly earned the adoration of New Yorkers with a reputation for hard, clean play. Combined with Patrick's innovative tactics, the Rangers became known as 'the classiest team in hockey,' advancing to the Finals four times in their first seven years.

Boucher epitomized the club's style and grace, winning the Lady Byng Trophy so frequently that the league allowed him to keep the original silverware and struck a new award. Bill Cook, who still holds the Rangers career record of 11 hat tricks, brought the bulk of the offense. Bill, a right winger, and his brother Bun, a left winger, flanked Boucher to form one of the top lines in franchise history.

Bill Cook led the NHL with 28 goals and 50 points in 1932-33, and scored the Cup-clinching goal in overtime in Game 4 of the 1933 Stanley Cup Finals to give the Rangers their second Stanley Cup in franchise history.

By the late 1930s, New York had a new group of stars. The team acquired goalie Davey Kerr from the Maroons in 1934 and defenseman Art Coulter from Chicago in 1936, and the duo formed the backbone of the next great Rangers team. Prior to the 1939-40 season, Boucher succeeded Patrick as coach, and needed almost no time at all to bring the Cup back to New York. Led by Hall of Famers Neil Colville and Bryan Hextall, the Rangers won their third Stanley Cup title in 1940. Two years later, they were regular-season champions, thanks largely to the trio of Hextall, Lynn Patrick (Lester's son) and Phil Watson, who finished first, second, and fourth, respectively, in league scoring.

In their first 16 seasons, the Rangers missed the playoffs only once, and only twice did they fall lower than third place. By the early 1940s, the Blueshirts' popularity contributed to the decline of the Americans, who eventually folded in 1942. During the 16-year span in which they were one of two New York hockey teams, the Rangers won one regular season championship, two American Division championships, and finished second in the league three times and Rangers games at The Garden became popular, attracting a 'dinner-jacket' crowd that often included sports figures, Broadway entertainers, New York's society elite and City Hall politicians.

THE ORIGINAL SIX ERA

In 1942, the Rangers became the only hockey team in the New York metropolitan area – a distinction they would hold for the next 30 years. The folding of the Americans had left just six NHL teams to compete for the Stanley Cup from the 1942-43 season all the way through the 1966-67 season – the final year before the modern NHL expansion began. The six teams that played during these golden years would forever be known as the Original Six, even though several of them, including the Rangers, were not part of the NHL when the league began operating in 1917.

Unfortunately, the Original Six era wasn't good to New York. The club struggled throughout the 1940s, as several members of the Rangers' all-star lineup served in their country's armed forces during World War II. Between 1943 and 1955, the Rangers made the playoffs only twice, although the second trip in 1950 took the Blueshirts all the way to the Stanley Cup Finals. New York pushed Detroit to the second overtime of Game 7 despite having to play home games in Toronto because the circus was at MSG. The 1950 Rangers' team was the ultimate Cinderella squad; they finished with a losing record in the regular season, yet stunned Montreal in the opening round before giving the regular-season champion Red Wings a major scare by taking a 3-2 lead after five games.

While the 1940s and most of the 1950s were lean years for the organization, each Rangers team featured outstanding individual talents: Buddy O'Connor became the first Ranger to win the Hart Trophy as NHL MVP in 1947-48, and goalie Chuck Rayner won it again in 1949-50 en route to his dramatic effort in the 1950 Stanley Cup Finals.

A fertile farm system and deft trades would eventually improve the team's fortunes. Hall of Famers Andy Bathgate, Dean Prentice, Harry Howell, Bill Gadsby and Gump Worsley boosted the team into the playoffs by 1956. Bathgate became the club's captain and all-time leading scorer, winning the Hart Trophy in 1958-59. Howell was recognized as one of the best defensemen in the league, and received the Norris Trophy as the NHL's top blueliner in 1966-67.

With Bathgate and Howell still in their prime, a Rangers Renaissance took hold in the 1960s under the leadership of Head Coach and General Manager Emile Francis. Beginning in the last season of the Original Six Era of 1966-67, the club made the playoffs nine consecutive seasons and was the only NHL team of the period to do so. Led by Rod Gilbert, who eclipsed Bathgate's club scoring records, and linemates Jean Ratelle and Vic Hadfield, the Rangers became a perennial NHL powerhouse for the first time since World War II began. In addition to their offensive firepower, the Rangers were boosted by a pair of future Hall of Famers: goaltender Ed Giacomin and defenseman Brad Park.

The apex of that dominating stretch came in 1971-72. The Rangers finished the season with a 48-17-13 record, good enough for the second-best record in the NHL. Hadfield became the first Rangers player to record 50 goals in a season, and Ratelle established a franchise record by tallying 109 points in just 63 games. The Blueshirts defeated Montreal and Chicago to advance to the Stanley Cup Finals, where they ultimately lost to Boston in six games.

At the end of the season, the Rangers learned they would not be New York's only hockey team any longer, as the NHL announced the formation of the Islanders, who would quickly emerge as the Blueshirts' most bitter local rival.

Following a two-year absence from post-season play in the mid- 1970s, a new core of Rangers led the team to another Stanley Cup Finals run. After hiring Fred Shero as head coach and general manager in 1978, the Rangers quickly signed Swedish superstars Ulf Nilsson and Anders Hedberg, who had dominated the World Hockey Association. Hedberg and Nilsson were joined by future Hall of Famer Phil Esposito and a cast of young, homegrown talent that included Ron Greschner, Dave and Don Maloney, Don Murdoch, Ron Duguay, and Mike McEwen.

This group of Rangers, anchored by goaltender John Davidson, led the team to series victories over Los Angeles and Philadelphia in the first two rounds of the 1979 Playoffs. In the Semifinals, the Blueshirts upset the top-seeded Islanders in six games to advance to the Stanley Cup Finals, thanks in large part to the goaltending of "JD." The Rangers remarkable run ended in the Finals, as the Montreal Canadiens defeated the Blueshirts in five games.

The trip to the 1979 Finals was the second of 10 straight playoff appearances for the Rangers, stretching from 1977-78 to 1986-87. During this time, the team added many colorful characters and fan favorites, including defensemen Barry Beck and Reijo Ruotsalainen, forwards Mike Rogers, Mark Pavelich, Pierre Larouche and Jan Erixon, and goaltender John Vanbiesbrouck.

Toward the end of this era, the Blueshirts drafted two players who would be instrumental in the team's success for the next two decades. First, the Rangers selected goaltender Mike Richter in the second round of the 1985 NHL Draft. The following year, the Blueshirts used the ninth overall pick to draft a defenseman from Connecticut named Brian Leetch.

It was not, however, until 1991 that the Rangers truly took their first step down the road to a long-awaited Stanley Cup championship in 1994. In September of that year, the team signed free agent forward Adam Graves, and one month later, acquired future Hall of Famer Mark Messier from the Edmonton Oilers. Messier, who was named captain prior to the Rangers' home opener on October 7, led the Blueshirts to the Presidents' Trophy, and won the Hart Trophy in 1991-92. Despite the team's success during the regular season, the Rangers were eliminated by Pittsburgh in six games in the Patrick Division Finals.

In 1993-94, the Rangers once again finished with the NHL's top record and posted their best regular season record at the time with 52 wins and 112 points. After defeating the Islanders and Capitals in the first two rounds of the playoffs, the Blueshirts fell behind three games to two to the New Jersey Devils in the Eastern Conference Finals. Facing elimination on the road in Game 6, Messier guaranteed that the Rangers would win the game, and then tallied a natural hat trick in the third period to lead the Rangers to a 4-2 victory. Two nights later, the Rangers advanced to the Finals with a 2-1 win in Game 7, as Stephane Matteau scored the game-winning goal in double-overtime.

After ousting New Jersey, the Rangers faced the Vancouver Canucks in the Finals. The series turned into another seven-game thriller for the Blueshirts, which ended with a 3-2 victory in Game 7 at MSG. The Rangers' fourth Cup and the numerous franchise records set that season continued a long, distinguished history marked by outstanding team and individual performances. The emergence of superstars Leetch, Richter, and Graves, who broke Hadfield's team record with 52 goals in 1993-94, provided the organization with the on-ice skill and off-ice leadership in order to consistently have a Stanley Cup-caliber roster.

Just two years after winning the Cup, the Rangers made headlines again in 1996 by signing the greatest player in NHL history. Wayne Gretzky would play a big part in the team's run to the 1997 Conference Finals during the first of his three seasons with the Blueshirts. "The Great One" played the final game of his NHL career with the Rangers on April 18, 1999. During the pre-game ceremony, the NHL announced that Gretzky's No. 99 would never be worn by another player.

LEGENDARY BLUESHIRTS

In the years that followed, the Rangers would also say goodbye to the legends that graced The Garden ice in the 1990s. The first departure was the premature retirement of Richter, who was forced to hang up his skates due to injuries. For 14 seasons, he had provided Rangers fans with some of the team's most historic moments, including his performance in the 1994 Stanley Cup run. Richter's accomplishments were celebrated by the team when his No. 35 was raised to the rafters of Madison Square Garden on February 4, 2004, becoming just the third player after Gilbert and Giacomin to have such an honor bestowed on him.

The 2003-04 season featured another great moment as Messier passed Gordie Howe for second on the NHL's all-time scoring list, trailing only his friend and former teammate Gretzky. It was one of the final great accomplishments of Messier's career, because following the lockout season of 2004-05, the man known as "The Captain" announced his retirement. Messier had played 10 of his 25 NHL seasons in New York, and was recognized as the difference-maker on the 1994 Cup team. On Jan. 12, 2006, the Rangers honored Messier's legacy by retiring his No. 11 in a special on-ice ceremony prior to the Rangers – Edmonton Oilers game.

Two years after Messier's number went to the MSG rafters, the Rangers retired Leetch's No. 2. Perhaps the greatest defenseman in Rangers history, Leetch re-wrote every scoring record by a blueliner in his sparkling 17-year career in New York, netting 240 goals, 741 assists and 981 points. During his Rangers tenure, Leetch became the only NHL player other than Bobby Orr to win the Calder Trophy as Rookie of the Year, the Conn Smythe Trophy as playoff MVP, and the Norris Trophy as the league's top defenseman (twice).

In 2008-09, Graves was the fourth and final member of the 1994 Championship team to have his number raised to The Garden rafters. Graves spent 10 years with the Rangers, and finished his career third on the Blueshirts' all-time goals list (280). The two-time Rangers' MVP (1992-93, 1993-94) will always be best known for his achievements and contributions to the Rangers magical 1994 Stanley Cup team, helping break a 54-year old championship drought.

That same year, the organization retired Howell's No. 3, and Bathgate's No. 9. Two of the classiest men to play for the Rangers, Howell and Bathgate were the premier Blueshirts during the 1950s and 1960s. Howell holds the team record for career games played (1,160), while Bathgate ranks fourth in team history in goals (272), assists (457), and points (729).

A decade later, the Rangers bestowed the highest honor a player can receive to two-thirds of the G-A-G Line. First Ratelle's No. 19 jersey was raised to The Garden rafters during the 2017-18 season. One of the best centers of his generation, Ratelle ranks second in franchise history in goals (336) and third on the Rangers' all-time list in assists (481) and points (817). During Ratelle's retirement ceremony, he and Gilbert announced that the left winger of the G-A-G Line, Hadfield, would become the 10th player to have his jersey retired by the organization, as his No. 11 would be immortalized during the 2018-19 season.

KING HENRIK'S REIGN

Following the lockout that cancelled the 2004-05 season, the Rangers built a team around a combination of young, homegrown players and skilled veterans. The mix produced instant results, as the 2005-06 Blueshirts won 44 games and posted the sixth 100-point campaign in team history to return to the playoffs.

The Rangers were led by two players who represented the blend of experience and youth on the roster. Jaromir Jagr, who was acquired in the middle of the 2003-04 season, established Rangers' single-season records with 54 goals and 123 points and won the Lester B. Pearson Award for the NHL's Most Outstanding Player as chosen by fellow players. While Jagr led the team offensively, the Blueshirts were anchored in goal by a 24-year-old from Sweden named Henrik Lundqvist, who established a Rangers' rookie record with 30 wins and was named a finalist for the Vezina Trophy as the NHL's top goaltender.

Lundqvist has captivated the hearts and minds of Rangers fans with his tremendous skill and unparalleled intensity on the ice. During his tenure in New York, Lundqvist has rewritten the Rangers' record book, establishing franchise records for appearances, wins, and shutouts by a goaltender. Lundqvist was named Team MVP in seven consecutive seasons (2006-07 – 2012-13), setting franchise records for most consecutive Team MVPs and most overall Team MVPs. Lundqvist's records have not been limited to the Rangers, as he became the only goaltender in NHL history who to earn at least 30 wins in 11 of his first 12 seasons in the league, and his 431 career wins are the most among European-born goaltenders in NHL history.

Lundqvist's arrival in New York also marked the start of an extended period of success for the Rangers. Beginning with Lundqvist's rookie season in 2005-06, the Rangers made the playoffs in 11 seasons over a 12-season span. While the Blueshirts were one of four teams that made the playoffs in 11 different seasons over that time period, they were the only NHL team that did not play a game in which they were mathematically eliminated from playoff contention during the stretch.

The Rangers' consistent run of success, which was highlighted by seven consecutive playoff appearances from 2010-11 - 2016-17, provided memorable experiences for Rangers fans and have added to the Rangers' storied history. Anchored by Lundqvist, who won the Vezina Trophy as the NHL's Top Goaltender, the blue-collar Blueshirts posted a 51-24-7 record during the 2011-12 season to finish in first place in both the Atlantic Division and Eastern Conference for the first time since their Stanley Cup championship season in 1993-94.

That season featured several memorable games, including a come-from-behind, 3-2 win in the 2012 Winter Classic against the Flyers at Citizens Bank Park in Philadelphia, and the Rangers advanced to the Eastern Conference Final for the first time since 1997.

The next chapter of the Rangers' successful run took place in 2013-14. After defeating Philadelphia in a seven-game series in the First Round of the playoffs, the Rangers rallied from a three-games-to-one deficit against the Pittsburgh Penguins in the Second Round to win the series in seven games. The Rangers followed up their come-from-behind series win by securing their first appearance in the Stanley Cup Final in 20 years, defeating the Montreal Canadiens in six games in the Eastern Conference Final. The Blueshirts clinched the Eastern Conference Championship with a 1-0 win in Game 6 of the series at MSG. The Blueshirts' inspiring run was derailed in the Final, where they lost to the Kings.

The Rangers were the class of the NHL during the 2014-15 season. Following their appearance in the Stanley Cup Final in 2013-14, the Blueshirts established single-season franchise records with 53 wins and 113 points and won the Presidents' Trophy for having the top record in the NHL.

Once again, the Rangers faced a three-games-to-one deficit in the Second Round of the playoffs, but the Blueshirts were able to rally against the Washington Capitals. Trailing by a goal with less than two minutes remaining in Game 5, the Rangers tied the contest and extended the series by winning the game in overtime. Following a win in Game 6 in Washington, the Rangers returned to New York and won Game 7 in overtime.

A BRIGHT FUTURE AHEAD

During the 2017-18 season, the Rangers organization made the decision to focus on building the next Stanley Cup contender. That resulted in the departure of several key players, including captain Ryan McDonagh. Through several trades in February of 2018, Rangers General Manager Jeff Gorton acquired two first-round picks in the 2018 NHL Entry Draft, along with prospects such as Brett Howden, Libor Hajek, and Ryan Lindgren.

For the first time in franchise history, the Rangers made three selections in the first round of the NHL Amateur/Entry Draft (their own selection and the two they acquired), drafting forward Vitali Kravtsov with the ninth overall pick and defensemen K'Andre Miller and Nils Lundkvist with the 22nd and 28th overall picks, respectively. Kravtsov, Miller, and Lundkvist join forwards Lias Andersson and Filip Chytil, who were both selected in the first round of the 2017 NHL Entry Draft, along with Howden, Hajek, and Lindgren as future members of the Rangers for years to come.

The 2018-19 Rangers will be led by a new head coach, as David Quinn was named the 35th Head Coach in franchise history on May 23, 2018. Quinn, who joins the Rangers after coaching at Boston University, becoming the first head coach to join the Blueshirts directly from the NCAA.

Quinn's lineup card for the 2018-19 season includes a combination of young veterans along with talented prospects who are looking to establish themselves in the NHL. The offense is led by Mats Zuccarello, the team's top point scorer in each of the last three seasons, Mika Zibanejad, the team's leading goal-scorer in 2017-18, Kevin Hayes, and Chris Kreider. In addition, wingers Pavel Buchnevich and Jimmy Vesey provide additional scoring as they each enter their third season in the NHL.

The Rangers' defense corps is led by Kevin Shattenkirk, who enters his second season with the Blueshirts and also played under Quinn when he was at Boston University. Alternate captain Marc Staal continues to be a stalwart on the ice and a leader in the locker room, while several young defensemen continue to progress in New York, such as Brady Skjei and Neal Pionk. In Lundqvist, the Rangers' nine-time Most Valuable Player, the Blueshirts have one of the NHL's elite goaltenders who gives the team a chance to win every night.

Several of the team's prospects will have a chance to see action with the Rangers in 2018-19. Andersson and Chytil both excelled as teenagers in the American Hockey League with Hartford last season and each tallied their first NHL goal with the Rangers towards the end of the 2017-18 season. Forwards Michael Lindqvist and Ville Meskanen, who were signed as free agents after playing in Europe last season, have professional experience and will push to join the team out of Training Camp. Howden, Hajek, and Lindgren are each entering their first full season of professional hockey in 2018-19.

With a new Head Coach and exciting prospects eager to make an impact, the future is bright on Broadway.

ALL-TIME MANAGEMENT

RANGERS PRESIDENTS

JOHN S. HAMMOND	(1926-27 - 1931-32)
WILLIAM F. CAREY	(1932-33)
JOHN REED KILPATRICK	(1933-34)
JOHN S. HAMMOND	(1934-35)
JOHN REED KILPATRICK	(1935-36 - 1959-60)
JOHN J. BERGEN	(1960-61 - 1961-62)
WILLIAM M. JENNINGS	(1962-63 - 1980-81)
JOHN H. KRUMPE	(1981-82 - Dec. 31, 1986)
RICHARD H. EVANS	(Jan. 1, 1987 - June 28, 1990)
JOHN C. DILLER	(June 29, 1990 - April 22, 1991)
NEIL SMITH	(June 19, 1992 - March 28, 2000)
GLEN SATHER	(June 1, 2000 - present)

RANGERS GENERAL MANAGERS

LESTER PATRICK	(1926-27 - 1945-46)
FRANK BOUCHER	(1946-47 - 1954-55)
MUZZ PATRICK	(1955-56 - 1963-64)
EMILE FRANCIS	(1964-65 - Jan. 6, 1976)
JOHN FERGUSON	(Jan. 7, 1976 - June 2, 1978)
FRED SHERO	(June 2, 1978 - Nov. 21, 1980)
CRAIG PATRICK	(Nov. 21, 1980 - July 14, 1986)
PHIL ESPOSITO	(July 14, 1986 - May 24, 1989)
NEIL SMITH	(July 17, 1989 - March 28, 2000)
GLEN SATHER	(June 1, 2000 - July 1, 2015)
JEFF GORTON	(July 1, 2015 - present)

ALL-TIME CAPTAINS

BILL COOK	(1926-27 - 1936-37)
ART COULTER	(1937-38 - 1941-42)
OTT HELLER	(1942-43 - 1944-45)
NEIL COLVILLE	(1945-46 - December 21, 1948)
BUDDY O'CONNOR	(1949-50)
FRANK EDDOLLS	(1950-51 - December 6, 1951)
ALLAN STANLEY	(December 19, 1951 - November 3, 1953)
DON RALEIGH	(November 4, 1953 - October 6, 1955)
HARRY HOWELL	(October 7, 1955 - September 11, 1957)
GEORGE "RED" SULLIVAN	(September 12, 1957 - 1960-61)
ANDY BATHGATE	(October 10, 1961 - February 22, 1964)
CAMILLE HENRY	(February 24, 1964 - February 4, 1965)
BOB NEVIN	(February 5, 1965 - May 26, 1971)
VIC HADFIELD	(June 9, 1971 - May 28, 1974)
BRAD PARK	(August 12, 1974 - November 7, 1975)
PHIL ESPOSITO	(November 8, 1975 - October 10, 1978)
DAVE MALONEY	(October 11, 1978 - December 6, 1980)
WALT TKACZUK	(December 7, 1980 - February 3, 1981)
BARRY BECK	(February 4, 1981 - August 12, 1986)
RON GRESCHNER	(October 9, 1986 - December 3, 1987)
KELLY KISIO	(December 24, 1987 - May 30, 1991)
MARK MESSIER	(October 7, 1991 - July 27, 1997)
BRIAN LEETCH	(October 3, 1997 - July 12, 2000)
MARK MESSIER	(July 13, 2000 - April 3, 2004)
JAROMIR JAGR	(October 5, 2006 - July 3, 2008)
CHRIS DRURY	(October 3, 2008 - June 29, 2011)
RYAN CALLAHAN	(September 12, 2011 - March 5, 2014)
RYAN McDONAGH	(October 6, 2014 - February 26, 2018)

Retired Numbers

7 ROD GILBERT | 1960-61 - 1977-78

Rod Gilbert had his famous No. 7 retired on October 14, 1979.

A Rangers legend, Gilbert spent 15 full seasons with New York, skating in 1,065 career matches and tallying 406 goals and 615 assists for 1,021 points. His 406 career goals and 1,021 career points remain franchise records to this day, while his 615 assists are second only to Brian Leetch's 741. He also ranks third on the Rangers' all-time games played list with 1,065. At the time of his retirement, his 1,021 points ranked second among right wingers in NHL history behind Gordie Howe. Having played in eight NHL All-Star games (1964, 1965, 1967, 1969, 1970, 1972, 1975, 1977), his finest season came in 1971-72 when he registered 43 goals and 54 assists for 97 points and was named to the First NHL All-Star Team. That season, he combined with Jean Ratelle and Vic Hadfield to form the renowned G-A-G Line (Goal-A-Game). The three finished 3-4-5 in the NHL scoring race that season and led the Rangers to a berth in the Stanley Cup Finals. He was also a Second All-Star Team selection in 1967-68. In 1976, Gilbert won the Bill Masterton Trophy for perseverance and dedication to hockey. Then, in 1982, he joined the immortals of the game upon his induction into the Hockey Hall of Fame. Later, he would be inducted into the Madison Square Garden Hall of Fame in 1984 and receive the Lester Patrick Trophy in 1991 for contributions to hockey in the United States.



1 ED GIACOMIN | 1965-66 - 1975-76

Ed Giacomin became the second player in team history to have his number retired when the Rangers honored his No. 1 on March 15, 1989.

Always a fan favorite in New York, Giacomin spent over 10 seasons with the Rangers, appearing in 539 matches and posting a 267-172-89 mark, along with a 2.73 goals against average and 49 shutouts. On the Rangers all-time goaltending list, he ranked first overall in career wins (267) and shutouts (49), and second in appearances (539) at the time of his departure in 1975. The legendary goalie also ranked at or near the top of several single season Ranger records, ranking first in wins for a season (38, 1968-69), tied for first in appearances for a season (70, 1968-69 and 1969-70) and tied for fourth in shutouts for a season (nine, 1966-67) at the time. Additionally, he is one of only two Ranger goalies in franchise history to reach the 30-win benchmark five times (1966-67, 1967-68, 1968-69, 1969-70, 1973-74). Giacomin played in six NHL All-Star Games (1967, 1968, 1969, 1970, 1971, 1973), including five straight appearances from 1967 to 1971. The netminder was selected as a First Team All-Star two times (1967, 1971), and was honored as a Second Team All-Star three times (1968, 1969, 1970). In 1971, he was awarded the Vezina Trophy as the NHL's top goaltender, sharing the honor with Gilles Villemure. In addition to his puckstopping ability, Giacomin made Rangers history on March 19, 1972 when he became the first Blueshirt goalie to register a multiple-point game with two assists against Toronto at Madison Square Garden. He was inducted into the Hockey Hall of Fame in 1987.



MIKE RICHTER | 1988-89 - 2002-03

Mike Richter's No. 35 was raised to the rafters of Madison Square Garden on February 4, 2004.

Drafted by the Rangers on June 15, 1985 as their second round selection, 28th overall, Richter spent his entire NHL career with the Blueshirts, fashioning a place in history as one of the finest goaltenders the franchise has ever known. In 666 career appearances, Richter posted a record of 301-258-73, along with a 2.89 goals against average and a .904 save percentage. At the time of his retirement in 2003, his 666 career appearances and 301 wins were franchise records, while his 24 shutouts were tied for the fourth-most in franchise history. A three-time NHL All-Star (1992, 1994, 2000), Richter was named the Most Valuable Player at the 1994 contest at MSG. Later that season, he would help provide Rangers fans with their greatest triumph, backstopping the club to the 1994 Stanley Cup championship. During the championship run, he would establish a franchise record for playoff wins in one season (16) and tied a team record with four playoff shutouts during that magical spring. Richter's brilliance was not confined to the NHL, as he stepped onto the national stage with Team USA. A three-time United States Olympian (1988, 1998, 2002), Richter helped Team USA capture a silver medal at the 2002 Winter Olympics in Salt Lake City, Utah. He also led the U.S. to the 1996 World Cup of Hockey championship and was named the Most Valuable Player of the tournament. Richter was inducted into the United States Hockey Hall of Fame in 2008 and received the Lester Patrick Trophy in 2009.



MARK MESSIER | 1991-92 - 1996-97, 2000-01 - 2003-04

Mark Messier became the fourth player in Rangers history to have his number retired when No. 11 was raised to the Madison Square Garden rafters on January 12, 2006.

Known simply as "The Captain," Messier's leadership skills and intangible qualities are as well-known and documented as his incredible list of on-ice accomplishments. At the time of his retirement in 2005, Messier ranked second in NHL history in points with 1,887 (only trailing Wayne Gretzky), seventh all-time in goals with 694, third in assists with 1,193, and second in games played with 1,756. The 16-time NHL All-Star joined the Rangers on October 4, 1991, and in his first season with the club, guided the team to the Presidents' Trophy. He led the team in scoring that season with 107 points and captured his second Hart Trophy as league MVP. He also set a Rangers record for most assists by a center, with 72, while becoming just the fifth player in franchise history to reach the 100-point plateau. In 1993-94, Messier led the Rangers to the team's second Presidents' Trophy in three seasons and carried the Rangers to their first Stanley Cup Championship in 54 years. He ranks second on the Rangers all-time playoff scoring list with 80 points and also places second in goals (29) and assists (51). A four-time NHL First Team All-Star and two-time winner of the Lester B. Pearson Award as the league MVP as voted by the players, Messier ranks fifth on the Rangers all-time scoring list with 691 points. Named the club's MVP in 1992, 1995 and 1996, he places seventh on the franchise's all-time list in goals with 250 and sixth in assists with 441. Messier, a two-time recipient of the Hart Trophy ('90, '92), has appeared in the third-most playoff contests in National Hockey League history (236) and ranks second in goals (109), assists (186), and points (295). The winner of the Conn Smythe Trophy in 1984 as the Most Valuable Player in the Stanley Cup Playoffs, Messier is a six-time Stanley Cup Champion and is the only player in NHL history who has served as captain for two different teams that won the Stanley Cup (the 1990 Edmonton Oilers and the 1994 New York Rangers). He was inducted into the Hockey Hall of Fame in 2007.



2 BRIAN LEETCH | 1987-88 - 2003-04

Brian Leetch was honored on January 24, 2008, as the fifth Ranger and first defenseman to join the team's all-time legends when his No. 2 was retired at Madison Square Garden.

Simply the best defenseman to ever wear the Blueshirt, Brian Leetch was drafted by the Rangers as their first round selection, ninth overall, on June 21, 1986. After a sparkling 18-year career, 17 of which were with the Rangers, Leetch finished with 247 goals and 781 assists for 1,028 points while skating in 1,205 games. As a Ranger, Leetch re-wrote every scoring record by a defenseman with 240 goals, 741 assists and 981 points. Additionally, his 741 assists rank first all-time amongst all skaters and only fellow Ranger great, Rod Gilbert, sits ahead of him on the Blueshirts' all-time scoring list. In 1988-89, he capped off an impressive rookie season by winning the Calder Memorial Trophy as the league's top rookie, becoming the first Ranger to win the award since Steve Vickers in 1972-73. In his playoff career, the defenseman ranks first all-time in assists (61) and points (89) in 82 post-season contests with the Rangers. During the storied 1993-94 season, Leetch helped the Rangers capture the team's second Presidents' Trophy in three seasons and was honored with the Conn Smythe Trophy as the Most Valuable Player during the playoffs on his way to leading the Rangers to their first Stanley Cup Championship in 54 years. The Corpus Christi, Texas, native is written into the NHL record books as one of the greatest American-born players ever to lace up the skates, placing second only to Phil Housley on the all-time defenseman scoring list. A two-time Norris Trophy winner as the league's top defenseman and a two-time NHL First Team All-Star ('92, '97), Leetch also enjoyed international success, capturing a silver medal with Team USA at the 2002 Winter Olympics in Salt Lake City, Utah. In June of 1997, he was honored as one of 12 players voted to the All-Time USA Hockey Team, and he was inducted into the Hockey Hall of Fame in 2009.



9 ADAM GRAVES | 1991-92 - 2000-01

Adam Graves became the sixth player in Rangers history to have his number retired when his No. 9 jersey was raised to the Madison Square Garden rafters on February 3, 2009.

One of the most popular figures to ever wear the Blueshirt, Adam Graves spent 10 years with the Rangers, setting a benchmark in professional sports for excellence both on and off the ice. Graves retired as a player in 2003 following a 16-year career, finishing with 329 goals and 287 assists for 616 points. The two-time Rangers' MVP ('93, '94) will always be best known for his achievements and contributions to the Rangers' magical 1994 Stanley Cup team, helping break a 54-year championship drought. Graves set the Rangers' single-season record for goals in the 1993-94 season, tallying 52 goals to break Vic Hadfield's 22-year mark of 50. His remarkable achievements during that storied season earned him an appearance in the NHL All-Star Game, and he was named as a NHL Second Team All-Star. Graves' accomplishments on the ice were matched only by his contributions off the ice, as is evident by his numerous awards and accolades celebrating his work in the community. He was recognized by the NHL with its King Clancy Memorial Trophy in 1994, as well as the NHL Player Foundation award in 2000. In 2001, the Professional Hockey Writer`s Association honored Graves with the Bill Masterton Trophy. Outside his numerous league and team awards, Graves has been recognized with honors from countless organizations and publications for his achievements in the community, including USA Weekend's "Most Caring Athlete" Award, Sports Illustrated for Kids' "Good Sport" Award and The Sporting News' "Good Guy" Award. Graves returned to the Rangers on July 19, 2005, in a unique dual role that uses his myriad of abilities in both the on-ice and off-ice areas of the organization. In this multi-faceted capacity, Graves is a key element in the development of the team's prospects while continuing to develop and execute the organization's many community outreach initiatives.



ANDY BATHGATE | 1952-53 - 1963-64

Andy Bathgate joined the team's all-time legends when his No. 9 was raised to the rafters of Madison Square Garden on February 22, 2009.

Hall of Famer Andy Bathgate did it all for the Rangers in a remarkable 12-year span that saw him captain the team, win the NHL's Hart Trophy as league MVP, play in eight NHL All-Star Games, and tie for the league scoring lead. In 1,069 career games, he recorded 349 goals and 624 assists for 973 points in 17 NHL seasons. Bathgate joined the Rangers organization as a 17-year-old in 1949 and got his first call-up to the Blueshirts early in the 1952-53 season. The four-time Rangers' MVP ('57, '58, '59, '62) led the team in scoring eight times (1955-56, 1956-57, 1957-58, 1958-59, 1959-60, 1960-61, 1961-62, 1962-63). His finest season came in 1958-59, when he became the first Rangers player to net 40 goals in a single season and was awarded the Hart Trophy as the league's MVP. A two-time NHL First Team All-Star ('59, '62) and two-time NHL Second Team All-Star ('58, '63), Bathgate tied for the NHL scoring title during the 1961-62 season, only to lose the Art Ross Trophy to Bobby Hull because he had fewer goals. Named team captain in 1961-62, Bathgate helped the Rangers snap a four-year playoff drought that season. He remained captain right up until he left the Rangers in February 22, 1964. Upon his departure from the Blueshirts, Bathgate was the owner of every major team scoring record. His record-setting stretch of goals in 10 straight games (11 goals) during the 1962-63 season still stands today. He joined the immortals in the game of hockey when he was inducted into the Hockey Hall of Fame in 1978. Bathgate passed away on February 26, 2016.



HARRY HOWELL | 1952-53 - 1968-69

Harry Howell became the second defenseman in Rangers history to have his number retired when his No. 3 was honored on February 22, 2009 at Madison Square Garden.

The benchmark for consistency and longevity, Harry Howell's NHL career spanned 21 seasons, including an amazing 17 consecutive seasons in a Rangers uniform. Howell skated in 1,411 career games, registering 94 goals and 324 assists for 418 points. His franchise record of 1,160 regular season games as a Ranger might never be broken. Inducted into the Hockey Hall of Fame in 1979, Howell joined the team as a 19-year-old on October 18, 1952, recording a goal in his first NHL game. Over the next 17 years, he became a fixture on defense for the Blueshirts, missing only 40 out of 1,200 regular-season games. Having played in six NHL All-Star Games as a member of the Rangers ('54, '63 – '65, '67, '68), his finest season came in 1966-67 when he registered 12 goals and 28 assists for 40 points to capture the Norris Trophy as the league's top defenseman and was selected to the NHL First All-Star Team. Howell was the last player to win the Norris Trophy before Bobby Orr won the award in each of the next eight seasons. The former team Captain ('55 – '57) was also honored as Rangers' MVP in 1964, and is one of only four Rangers – along with Andy Bathgate, Rod Gilbert, and Mark Messier – to have won the Frank Boucher Trophy in three consecutive seasons ('65 – '67).



19

JEAN RATELLE | 1960-61 - 1975-76

Jean Ratelle became the ninth player in Rangers history to have his number retired when his No. 19 jersey was raised to the Madison Square Garden rafters on February 25, 2018.

One of the greatest centers of his generation, Jean Ratelle was the offensive catalyst for the Rangers for parts of 16 seasons. During his tenure with the Blueshirts, he tallied 336 goals and 481 assists for 817 points, along with a plus-167 rating in 861 games. He ranks second on the Rangers' all-time goals list, ranks third on the franchise's all-time assists list and all-time points list, and ranks sixth in career games played with the Blueshirts. As a member of the Rangers, Ratelle was the recipient of the team's Most Valuable Player Award twice (1971-72 and 1972-73), the Players' Player Award five times (1967-68, 1968-69, 1969-70, 1970-71, 1974-75), and the Frank Boucher Trophy as the team's most popular player on and off the ice (as selected by the Rangers Fan Club) twice (1971-72 and 1972-73). He was the center on the Rangers' famous Goal-A-Game Line (G-A-G Line) with left wing Vic Hadfield and right wing Rod Gilbert, and during the 1971-72 season, Ratelle, Hadfield, and Gilbert ranked third, fourth, and fifth, respectively, in the NHL in points during the regular season. Ratelle tallied 109 points (46 goals, 63 assists) and posted a plus-61 rating in 63 games during the 1971-72 season, becoming the first Ranger to tally 100 points in a season (along with Hadfield) and establishing a single-season franchise record for points. Ratelle received the Lester B. Pearson Award as the NHL's Most Outstanding Player as selected by the National Hockey League Players' Association (NHLPA) in 1971-72, as well as the Lady Byng Trophy for being the player "adjudged to have exhibited the best type of sportsmanship and gentlemanly conduct combined with a high standard of playing ability". A five-time NHL All-Star, Ratelle was inducted into the Hockey Hall of Fame in 1985, and in 2017, he was named one of the 100 Greatest NHL Players in league history.





Rangers legends (from left to right) Mike Richter, Mark Messier, Ed Giacomin, Vic Hadfield, Jean Ratelle, Rod Gilbert, Brian Leetch, and Adam Graves on Jean Ratelle Night. Hadfield will become the 10th player to have his number retired by the Rangers when his No. 11 jersey is raised to the MSG rafters on December 2, 2018.

RATELLE
19
GIACOMIN
1
LEETCH
2
HOWELL
3
GILBERT
7
BATHGATE
9
GRAVES
9
MESSIER
11
RICHTER
35
NEW YORK RANGERS
1927-28
STANLEY CUP CHAMPIONS
NEW YORK RANGERS
1932-33
STANLEY CUP CHAMPIONS

Rangers Jersey

The New York Rangers jersey has undergone several alterations throughout the team's history, but the original spirit has endured. Classic and timeless, representing the legacy of a storied franchise. True Broadway Blueshirt.

1926-27

1927-28

1928-41

1941-42

1942-45,
1947-49

1945-46

1946-47

1949-63

HOME: 1951-63

Jersey Illustrations from 1926-present by Andrew M. Greenstein, The Hockey Uniform Database (nhluniforms.com)

1951-63
AWAY

1963-76
HOME: 1963-70 AWAY: 1970-76

1963-76
AWAY: 1963-70 HOME: 1970-76

1976-78
HOME

1976-78
AWAY

1978-87
AWAY

1978-99
HOME

1987-97
AWAY

1996-98, 1999-2007
ALTERNATE

1997-2007
AWAY: 1997-2003 HOME: 2003-07

1998-99
ALTERNATE

1999-2007
HOME: 1999-2003 AWAY: 2003-07

2007-17
HOME

2007-17
AWAY

2010-17
HERITAGE JERSEY

2012
NHL WINTER CLASSIC JERSEY

2014
NHL STADIUM SERIES JERSEY

2017-Present
HOME

2017-Present
AWAY

2018
NHL WINTER CLASSIC JERSEY

Rangers Crest

The New York Rangers crest has remained largely unchanged since its inception in 1926 - "New York" across the top complements "Rangers" stretching diagonally from top left to bottom right in classic blue, red and white - reflecting both the tradition and nostalgia of a time-honored Original Six club.

1926-35

1936-47

1948-53

1954-62

1962-68

1969-76

1976-78

2012 NHL Winter Classic

2014 NHL Stadium Series

2018 NHL Winter Classic

1979-Present

A Tradition of Rangers Greatness

Prince of Wales Trophy *

The Eastern Conference playoff champion.

1993-94
2013-14

Presidents' Trophy **

The club who finishes the regular season with the best overall record in the NHL.

1941-42
1991-92
1993-94
2014-15

Vezina Trophy

The goalkeeper adjudged to be the best at his position.

Dave Kerr	**1939-40**
Ed Giacomin, Gilles Villemure	**1970-71**
John Vanbiesbrouck	**1985-86**
Henrik Lundqvist	**2011-12**

Lady Byng Memorial Trophy

The player adjudged to have exhibited the best type of sportsmanship and gentlemanly conduct combined with a high standard of playing ability.

Frank Boucher	**1927-31**
Frank Boucher	**1932-35**
Clint Smith	**1938-39**
Buddy O'Connor	**1947-48**
Edgar Laprade	**1949-50**
Andy Hebenton	**1956-57**
Camille Henry	**1957-58**
Jean Ratelle	**1971-72**
Wayne Gretzky	**1998-99**

Ted Lindsay Award

Formerly known as the Lester B. Pearson Award for the most outstanding player in the National Hockey League, as voted by fellow members of the National Hockey League Players' Association.

Jean Ratelle	**1971-72**
Mark Messier	**1991-92**
Jaromir Jagr	**2005-06**

Maurice "Rocket" Richard Trophy****

The player finishing the regular season as the League's goal-scoring leader.

Bill Cook	**1926-27**
Bill Cook	**1931-32**
Bill Cook	**1932-33**
Bryan Hextall	**1939-40**
Bryan Hextall	**1940-41**
Lynn Patrick	**1941-42**

Bill Masterton Memorial Trophy

The player who best exemplifies the qualities of perseverance, sportsmanship and dedication to hockey.

Jean Ratelle	**1970-71**
Rod Gilbert	**1975-76**
Anders Hedberg	**1984-85**
Adam Graves	**2000-01**
Dominic Moore	**2013-14**

Jack Adams Award

An annual award presented by the National Hockey League Broadcasters' Association to the NHL coach adjudged to have contributed the most to his team's success.

Art Ross Trophy***

The player who leads the league in scoring points at the end of the regular season.

Bill Cook	**1926-27**
Bill Cook	**1932-33**
Bryan Hextall	**1941-42**

King Clancy Memorial Trophy

The player who best exemplifies leadership qualities on and off the ice and has made a noteworthy humanitarian contribution to his community.

Adam Graves	**1993-94**

Calder Memorial Trophy

The player selected as the most proficient in his first year of competition in the National Hockey League.

Kilby MacDonald	**1939-40**
Grant Warwick	**1941-42**
Edgar Laprade	**1945-46**
Pentti Lund	**1948-49**
Lorne Worsley	**1952-53**
Camille Henry	**1953-54**
Steve Vickers	**1972-73**
Brian Leetch	**1988-89**

Conn Smythe Trophy

The most valuable player for his team during the playoffs, as selected by the Professional Hockey Writers' Association at the conclusion of the Stanley Cup finals.

Brian Leetch	**1993-94**

Frank J. Selke Trophy

The forward who best excels in the defensive aspects of the game.

GM of the Year Award

The top general manager in the NHL, as selected by the 30 club general managers and a panel of NHL executives, print, and broadcast media.

Lester Patrick Trophy

For outstanding service to hockey in the United States.

William Jennings	**1971**
Terry Sawchuk	**1971**
Murray Murdoch	**1974**
Bill Chadwick	**1975**
Phil Esposito	**1978**
Fred Shero	**1980**
Emile Francis	**1982**
Lynn Patrick	**1989**
Rod Gilbert	**1991**
Frank Boucher	**1993**
Wayne Gretzky	**1994**
Brian Mullen	**1995**
Pat LaFontaine	**1997**
Craig Patrick	**2000**
Herb Brooks	**2002**
Larry Pleau	**2002**
John Davidson	**2004**
Marcel Dionne	**2006**
Brian Leetch	**2007**
John Halligan	**2007**
Mark Messier	**2009**
Mike Richter	**2009**
Bob Crocker	**2015**

James Norris Memorial Trophy

The defense player who demonstrates throughout the season the greatest all-round ability in the position.

Doug Harvey	**1961-62**
Harry Howell	**1966-67**
Brian Leetch	**1991-92**
Brian Leetch	**1996-97**

Hart Memorial Trophy

The player adjudged to be the most valuable to his team.

Buddy O'Connor	**1947-48**
Chuck Rayner	**1949-50**
Andy Bathgate	**1958-59**
Mark Messier	**1991-92**

* **The Prince of Wales Trophy** was first awarded annually to the Wales/Eastern Conference playoff champion in 1981-82.
** **The Presidents' Trophy** was first awarded annually for the 1985-86 season.
*** **The Art Ross Trophy** was first awarded annually for the 1947-48 season.
**** **The Maurice "Rocket" Richard Trophy** was first awarded annually for the 1998-99 season.

Hall of Fame Selections

RANGERS IN THE HOCKEY HALL OF FAME

PLAYERS (52)	YEAR INDUCTED	PLAYERS (CONT'D)	YEAR INDUCTED
Howie Morenz	1945	Allan Stanley	1981
Lester Patrick	1947	Rod Gilbert	1982
Bill Cook	1952	Bobby Hull	1983
Frank Boucher	1958	Phil Esposito	1984
Ching Johnson	1958	Jean Ratelle	1985
Earl Seibert	1963	Ed Giacomin	1987
Doug Bentley	1964	Guy Lafleur	1988
Babe Siebert	1964	Buddy O'Connor	1988
Max Bentley	1966	Brad Park	1988
Babe Pratt	1966	Clint Smith	1991
Neil Colville	1967	Marcel Dionne	1992
Bryan Hextall	1969	Edgar Laprade	1993
Bill Gadsby	1970	Fred "Bun" Cook	1995
Terry Sawchuk	1971	Wayne Gretzky	1999
Bernie Geoffrion	1972	Mike Gartner	2001
Doug Harvey	1973	Jari Kurri	2001
Chuck Rayner	1973	Pat LaFontaine	2003
Art Coulter	1974	Dick Duff	2006
Johnny Bower	1976	Mark Messier	2007
Tim Horton	1977	Glenn Anderson	2008
Andy Bathgate	1978	Brian Leetch	2009
Jacques Plante	1978	Luc Robitaille	2009
Harry Howell	1979	Pavel Bure	2012
Harry Lumley	1980	Brendan Shanahan	2013
Lynn Patrick	1980	Eric Lindros	2016
Gump Worsley	1980	Martin St. Louis	2018

BUILDERS (9)	YEAR INDUCTED	BUILDERS (CONT'D)	YEAR INDUCTED
John Kilpatrick	1960	Craig Patrick	2001
William Jennings	1975	Roger Neilson	2002
Emile Francis	1982	Herb Brooks	2006
Bud Poile	1990	Fred Shero	2013
Glen Sather	1997		

RANGERS IN THE U.S. HOCKEY HALL OF FAME

PLAYERS (19)	YEAR INDUCTED	PLAYERS (CONT'D)	YEAR INDUCTED
Taffy Abel	1973	Brian Leetch	2008
Myles Lane	1973	Mike Richter	2008
Victor Desjardins	1974	Tony Amonte	2009
Bill Moe	1974	Kevin Hatcher	2010
Robert E. Dill	1979	Eddie Olczyk	2012
John W. McCartan	1983	Doug Weight	2013
Robbie Ftorek	1991	Chris Drury	2015
Pat LaFontaine	2003	Mathieu Schneider	2015
Bobby Carpenter	2007	Gordon "Red" Berenson	2018
John Vanbiesbrouck	2007		

COACHES (1)	YEAR INDUCTED	ADMINISTRATORS (3)	YEAR INDUCTED
Herb Brooks	1990	William M. Jennings	1981
		Craig Patrick	1996
		Larry Pleau	2000

NHL ALL-STAR AND ALL-ROOKIE TEAM SELECTIONS

FIRST TEAM

PLAYER, POSITION	YEAR
Bill Cook, right wing	1930-31
Lester Patrick, coach	1930-31
Bill Cook, right wing	1931-32
Ching Johnson, defense	1931-32
Lester Patrick, coach	1931-32
Frank Boucher, center	1932-33
Bill Cook, right wing	1932-33
Ching Johnson, defense	1932-33
Lester Patrick, coach	1932-33
Frank Boucher, center	1933-34
Lester Patrick, coach	1933-34
Frank Boucher, center	1934-35
Earl Seibert, defense	1934-35
Lester Patrick, coach	1934-35
Lester Patrick, coach	1935-36
Cecil Dillon, right wing	1937-38
Lester Patrick, coach	1937-38
Bryan Hextall, right wing	1939-40
Dave Kerr, goaltender	1939-40
Bryan Hextall, right wing	1940-41
Bryan Hextall, right wing	1941-42
Lynn Patrick, left wing	1941-42
Frank Boucher, coach	1941-42
Bill Gadsby, defense	1955-56
Bill Gadsby, defense	1957-58
Bill Gadsby, defense	1958-59
Andy Bathgate, right wing	1958-59
Andy Bathgate, right wing	1961-62
Doug Harvey, defense	1961-62
Ed Giacomin, goaltender	1966-67
Harry Howell, defense	1966-67
Brad Park, defense	1969-70
Ed Giacomin, goaltender	1970-71
Brad Park, defense	1971-72
Rod Gilbert, right wing	1971-72
Brad Park, defense	1973-74
John Vanbiesbrouck, goaltender	1985-86
Mark Messier, center	1991-92
Brian Leetch, defense	1991-92
Brian Leetch, defense	1996-97
Jaromir Jagr, right wing	2005-06
Henrik Lundqvist, goaltender	2011-12

ALL-ROOKIE TEAM

PLAYER, POSITION	YEAR
Tomas Sandstrom, right wing	1984-85
Mike Ridley, center	1985-86
Tony Granato, right wing	1988-89
Brian Leetch, defense	1988-89
Tony Amonte, right wing	1991-92
Mike York, center	1999-00
Dan Blackburn, goaltender	2001-02
Henrik Lundqvist, goaltender	2005-06
Michael Del Zotto, defense	2009-10
Brady Skjei, defense	2016-17

SECOND TEAM

PLAYER, POSITION	YEAR
Ching Johnson, defense	1930-31
Frank Boucher, center	1930-31
Bun Cook, left wing	1930-31
Ching Johnson, defense	1933-34
Bill Cook, right wing	1933-34
Cecil Dillon, right wing	1935-36
Cecil Dillon, right wing	1936-37
Dave Kerr, goaltender	1937-38
Art Coulter, defense	1937-38
Art Coulter, defense	1938-39
Neil Colville, center	1938-39
Art Coulter, defense	1939-40
Neil Colville, center	1939-40
Frank Boucher, coach	1939-40
Ott Heller, defense	1940-41
Phil Watson, center	1941-42
Bryan Hextall, right wing	1942-43
Lynn Patrick, left wing	1942-43
Buddy O'Connor, center	1947-48
Neil Colville, defense	1947-48
Chuck Rayner, goaltender	1948-49
Chuck Rayner, goaltender	1949-50
Tony Leswick, left wing	1949-50
Chuck Rayner, goaltender	1950-51
Hy Buller, defense	1951-52
Danny Lewicki, left wing	1954-55
Bill Gadsby, defense	1956-57
Andy Bathgate, right wing	1957-58
Camille Henry, left wing	1957-58
Dean Prentice, left wing	1959-60
Andy Bathgate, right wing	1962-63
Don Marshall, left wing	1966-67
Ed Giacomin, goaltender	1967-68
Jim Neilson, defense	1967-68
Rod Gilbert, right wing	1967-68
Ed Giacomin, goaltender	1968-69
Ed Giacomin, goaltender	1969-70
Brad Park, defense	1970-71
Vic Hadfield, left wing	1971-72
Jean Ratelle, center	1971-72
Brad Park, defense	1972-73
Steve Vickers, left wing	1974-75
Brian Leetch, defense	1990-91
Adam Graves, left wing	1993-94
Brian Leetch, defense	1993-94
Brian Leetch, defense	1995-96
Wayne Gretzky, center	1997-98
Marian Gaborik, right wing	2011-12
Henrik Lundqvist, goaltender	2012-13

NHL ALL-STAR GAME SELECTIONS AND STATISTICS

SEASON	TEAM	PLAYER	G	A	PTS
1947-48	NHL All-Stars	Edgar Laprade	0	1	1
	NHL All-Stars	Tony Leswick	0	0	0
	NHL All-Stars	Grant Warwick	1	0	1
1948-49	NHL All-Stars	Neil Colville	0	0	0
	NHL All-Stars	Edgar Laprade	0	0	0
	NHL All-Stars	Tony Leswick	0	0	0
1949-50	NHL All-Stars	Pat Egan	0	0	0
	NHL All-Stars	Edgar Laprade	0	1	1
	NHL All-Stars	Tony Leswick	0	0	0
	NHL All-Stars	Buddy O'Connor	0	0	0
	NHL All-Stars	Chuck Rayner	31:30, 0 GA	0	0
1950-51	NHL All-Stars	Tony Leswick	0	0	0
	NHL All-Stars	Chuck Rayner	31:12, 3 GA	0	0
	NHL All-Stars	Edgar Laprade	0	0	0
1951-52	First Team NHL	Frank Eddolls	0	0	0
	First Team NHL	Don Raleigh	0	1	1
	Second Team NHL	Chuck Rayner	29:28, 1 GA	0	0
	First Team NHL	Reg Sinclair	0	0	0
	First Team NHL	Gaye Stewart	0	1	1
1952-53	Second Team NHL	Hy Buller	0	1	1
	First Team NHL	Chuck Rayner (Injured)	-	-	-
	First Team NHL	Leo Reise, Jr.	0	0	0
1953-54	NHL All-Stars	Wally Hergesheimer	2	0	2
	NHL All-Stars	Leo Reise, Jr.	0	0	0
	NHL All-Stars	Paul Ronty	0	1	1
1954-55	NHL All-Stars	Harry Howell	0	0	0
	NHL All-Stars	Don Raleigh	0	0	0
	NHL All-Stars	Paul Ronty	0	0	0
1955-56	NHL All-Stars	Danny Lewicki	0	0	0
1956-57	NHL All-Stars	Dave Creighton	0	0	0
	NHL All-Stars	Bill Gadsby	0	0	0
	NHL All-Stars	Red Sullivan	0	0	0
1957-58	NHL All-Stars	Andy Bathgate	1	1	2
	NHL All-Stars	Bill Gadsby	0	0	0
	NHL All-Stars	Dean Prentice	1	2	3
1958-59	NHL All-Stars	Andy Bathgate	2	0	2
	NHL All-Stars	Bill Gadsby	0	0	0
	NHL All-Stars	Camille Henry	0	1	1
	NHL All-Stars	Red Sullivan	0	1	1
1959-60	NHL All-Stars	Andy Bathgate	0	0	0
	NHL All-Stars	Bill Gadsby	0	0	0
	NHL All-Stars	Red Sullivan	0	0	0

NHL ALL-STAR GAME SELECTIONS AND STATISTICS

SEASON	TEAM	PLAYER	G	A	PTS
1960-61	NHL All-Stars	Andy Bathgate	0	0	0
	NHL All-Stars	Bill Gadsby	0	0	0
	NHL All-Stars	Andy Hebenton	1	0	1
	NHL All-Stars	Red Sullivan	0	1	1
1961-62	NHL All-Stars	Andy Bathgate	0	1	1
	NHL All-Stars	Doug Harvey	0	0	0
	NHL All-Stars	Gump Worsley	30:00, 0 GA	0	0
1962-63	NHL All-Stars	Andy Bathgate	0	0	0
	NHL All-Stars	Doug Harvey	0	0	0
	NHL All-Stars	Dean Prentice	0	0	0
	NHL All-Stars	Gump Worsley	20:00, 0 GA	0	0
1963-64	NHL All-Stars	Andy Bathgate	0	0	0
	NHL All-Stars	Camille Henry	0	1	1
	NHL All-Stars	Harry Howell	0	0	0
1964-65	NHL All-Stars	Rod Gilbert	0	0	0
	NHL All-Stars	Camille Henry	0	0	0
	NHL All-Stars	Harry Howell	0	1	1
1965-66	NHL All-Stars	Rod Gilbert	0	0	0
	NHL All-Stars	Vic Hadfield	0	0	0
	NHL All-Stars	Harry Howell	0	0	0
1966-67	NHL All-Stars	Ed Giacomin	30:00, 1 GA	0	0
	NHL All-Stars	Rod Gilbert	0	0	0
	NHL All-Stars	Harry Howell	0	0	0
	NHL All-Stars	Jim Neilson	0	0	0
	NHL All-Stars	Bob Nevin	0	0	0
1967-68	NHL All-Stars	Ed Giacomin	20:00, 1 GA	0	0
	NHL All-Stars	Harry Howell	0	0	0
	NHL All-Stars	Don Marshall	0	0	0
1968-69	East	Ed Giacomin	40:00, 2 GA	0	0
	East	Rod Gilbert	0	1	1
	East	Bob Nevin	1	0	1
1969-70	East	Ed Giacomin	30:00, 1 GA	0	0
	East	Rod Gilbert	0	0	0
	East	Jim Neilson	0	0	0
	East	Brad Park	0	0	0
	East	Jean Ratelle	0	0	0
	East	Walt Tkaczuk	1	0	1
1970-71	East	Dave Balon	0	1	1
	East	Ed Giacomin	31:00, 2 GA	0	0
	East	Jim Neilson	0	0	0
	East	Brad Park	0	0	0
	East	Jean Ratelle	0	0	0
	East	Gilles Villemure	29:00, 0 GA	0	0

NHL ALL-STAR GAME SELECTIONS AND STATISTICS

SEASON	TEAM	PLAYER	G	A	PTS
1971-72	East	Rod Gilbert	0	1	1
	East	Vic Hadfield	0	0	0
	East	Brad Park	0	1	1
	East	Jean Ratelle	1	0	1
	East	Rod Seiling	0	1	1
	East	Gilles Villemure	29:26, 0 GA	0	0
1972-73	East	Ed Giacomin	30:44, 3 GA	0	0
	East	Brad Park	0	1	1
	East	Jean Ratelle	0	0	0
	East	Gilles Villemure	29:16, 1 GA	0	0
1973-74	East	Brad Park	0	0	0
1974-75	Campbell	Rod Gilbert	0	0	0
	Campbell	Brad Park	0	0	0
	Campbell	Steve Vickers	0	0	0
1975-76	Campbell	Carol Vadnais	0	0	0
	Campbell	Steve Vickers	1	0	1
1976-77	Campbell	Phil Esposito	1	0	1
	Campbell	Rod Gilbert	0	1	1
	Campbell	Don Murdoch	0	0	0
1977-78	Campbell	Phil Esposito	0	0	0
	Campbell	Carol Vadnais	0	0	0
1978-79	NHL (vs. USSR)	Anders Hedberg	0	0	0
	NHL (vs. USSR)	Ulf Nilsson	0	0	0
1979-80	Campbell	Phil Esposito	0	1	1
	Campbell	Ron Greschner	0	0	0
1980-81	Campbell	Ed Johnstone	0	2	2
1981-82	Wales	Barry Beck	0	1	1
	Wales	Ron Duguay	0	0	0
1982-83	Wales	Don Maloney	1	0	1
1983-84	Wales	Pierre Larouche	2	0	2
	Wales	Don Maloney (MVP)	1	3	4
1984-85	Wales	Anders Hedberg	1	0	1
1985-86	Wales	Reijo Ruotsalainen	0	0	0
1986-87	NHL (vs. USSR)	Tomas Sandstrom	0	0	0
1987-88	Wales	Tomas Sandstrom	1	0	1
1988-89	Wales	Brian Mullen	0	1	1
1989-90	Wales	Brian Leetch	0	0	0
1990-91	Wales	Brian Leetch	0	0	0
	Wales	Darren Turcotte	0	1	1
1991-92	Wales	Brian Leetch	0	0	0
	Wales	Mark Messier	0	1	1
	Wales	Mike Richter	20:00, 2 GA	0	0

NHL ALL-STAR GAME SELECTIONS AND STATISTICS

SEASON	TEAM	PLAYER	G	A	PTS
1992-93	Wales	Mike Gartner (MVP)	4	1	5
	Wales	Kevin Lowe	0	1	1
	Wales	Brian Leetch (Injured)	-	-	-
	Wales	Mark Messier (Injured)	-	-	-
1993-94	Eastern	Adam Graves	0	2	2
	Eastern	Brian Leetch	0	0	0
	Eastern	Mark Messier	1	2	3
	Eastern	Mike Richter (MVP)	20:00, 2 GA	0	0
1995-96	Eastern	Brian Leetch	0	1	1
	Eastern	Mark Messier	0	1	1
	Eastern	Pat Verbeek	1	1	2
1996-97	Eastern	Wayne Gretzky	0	1	1
	Eastern	Brian Leetch	0	0	0
	Eastern	Mark Messier	1	2	3
1997-98	North America	Wayne Gretzky	0	2	2
	North America	Brian Leetch	0	0	0
1998-99	North America	Wayne Gretzky (MVP)	1	2	3
1999-00	North America	Mike Richter	20:00, 4 GA	0	0
2000-01	North America	Theoren Fleury	2	1	3
	North America	Brian Leetch	0	1	1
2001-02	North America	Brian Leetch	0	0	0
	North America	Eric Lindros (Injured)	-	-	-
	North America	Mike York	0	0	0
2002-03	Eastern	Brian Leetch (Injured)	-	-	-
	Eastern	Tom Poti	0	0	0
2003-04	Eastern	Mark Messier	1	1	2
	Eastern	Jaromir Jagr	0	1	1
2006-07	Eastern	Brendan Shanahan	0	0	0
2007-08	Eastern	Scott Gomez	0	1	1
2008-09	Eastern	Henrik Lundqvist	20:00, 6 GA	0	0
2010-11	Team Staal	Henrik Lundqvist	18:36, 3 GA	0	0
	Team Staal	Marc Staal	0	0	0
2011-12	Team Alfredsson	Henrik Lundqvist	19:49, 3GA	0	0
	Team Alfredsson	Dan Girardi	0	1	1
	Team Chara	Marian Gaborik (MVP)	3	1	4
2014-15	Team Toews	Rick Nash	2	0	2
2015-16	Metropolitan	Ryan McDonagh	0	0	0
2016-17	Metropolitan	Ryan McDonagh	0	0	0
2017-18	Metropolitan	Henrik Lundqvist	10:00, 2 GA	0	0

TEAM AWARD WINNERS

RANGERS MVP (AS VOTED BY THE PROFESSIONAL HOCKEYWRITERS ASSOCIATION)

Lynn Patrick	1941-42
Lynn Patrick	1942-43
Ott Heller and Bryan Hextall	1943-44
Ab DeMarco	1944-45
Chuck Rayner	1945-46
Chuck Rayner	1946-47
Buddy O'Connor	1947-48
Edgar Laprade and Chuck Rayner	1948-49
Edgar Laprade	1949-50
Don Raleigh	1950-51
Hy Buller	1951-52
Paul Ronty	1952-53
Wally Hergesheimer	1953-54
Danny Lewicki	1954-55
Bill Gadsby	1955-56
Andy Bathgate	1956-57
Andy Bathgate	1957-58
Andy Bathgate	1958-59
Dean Prentice	1959-60
Gump Worsley	1960-61
Andy Bathgate	1961-62
Gump Worsley	1962-63
Harry Howell	1963-64
Don Marshall	1964-65
Bob Nevin	1965-66
Ed Giacomin	1966-67
Rod Gilbert	1967-68
Ed Giacomin	1968-69
Walter Tkaczuk	1969-70
Ed Giacomin	1970-71
Jean Ratelle	1971-72
Jean Ratelle	1972-73
Brad Park	1973-74
Rod Gilbert	1974-75
Rod Gilbert	1975-76
Dave Maloney	1976-77
Walter Tkaczuk	1977-78
Phil Esposito	1978-79
Anders Hedberg	1979-80
Eddie Johnstone	1980-81
Barry Beck and Mike Rogers	1981-82
Mark Pavelich	1982-83
Barry Beck	1983-84
Tomas Sandstrom	1984-85
John Vanbiesbrouck	1985-86
Walt Poddubny	1986-87
James Patrick	1987-88
Brian Leetch	1988-89
John Ogrodnick	1989-90
Brian Leetch	1990-91
Mark Messier	1991-92
Adam Graves	1992-93
Adam Graves	1993-94
Mark Messier	1994-95
Mark Messier	1995-96
Brian Leetch	1996-97
Wayne Gretzky	1997-98
Brian Leetch	1998-99
Mike Richter	1999-00
Brian Leetch	2000-01
Mike Richter	2001-02
Brian Leetch	2002-03
Bobby Holik	2003-04
Jaromir Jagr	2005-06
Henrik Lundqvist	2006-07
Henrik Lundqvist	2007-08
Henrik Lundqvist	2008-09
Henrik Lundqvist	2009-10
Henrik Lundqvist	2010-11
Henrik Lundqvist	2011-12
Henrik Lundqvist	2012-13
Ryan McDonagh	2013-14
Rick Nash	2014-15
Henrik Lundqvist	2015-16
Ryan McDonagh	2016-17
Henrik Lundqvist	2017-18

PLAYERS' PLAYER AWARD

Andy Hebenton	1958-59
Red Sullivan and Andy Hebenton	1959-60
Andy Hebenton	1960-61
Earl Ingarfield	1961-62
Andy Bathgate	1962-63
Rod Gilbert and Phil Goyette	1963-64
Harry Howell	1964-65
Wayne Hillman and Don Marshall	1965-66
Harry Howell	1966-67
Jean Ratelle	1967-68
Jean Ratelle	1968-69
Jean Ratelle	1969-70
Jean Ratelle	1970-71
Vic Hadfield	1971-72
Walter Tkaczuk	1972-73
Ted Irvine	1973-74
Jean Ratelle	1974-75
John Davidson	1975-76
John Davidson and Phil Esposito	1976-77
John Davidson and Ron Greschner	1977-78
Ulf Nilsson	1978-79
Don Maloney	1979-80
Don Maloney	1980-81
Tom Laidlaw and Mark Pavelich	1981-82
Tom Laidlaw	1982-83
Glen Hanlon	1983-84
Reijo Ruotsalainen	1984-85
John Vanbiesbrouck	1985-86
Don Maloney	1986-87
James Patrick	1987-88
Guy Lafleur	1988-89
Kelly Kisio	1989-90
Mike Richter	1990-91
Adam Graves	1991-92
Adam Graves	1992-93
Eddie Olczyk	1993-94
Adam Graves	1994-95
Mark Messier	1995-96
Darren Langdon	1996-97
Darren Langdon	1997-98
Adam Graves	1998-99
Mike Richter	1999-00
Brian Leetch	2000-01
Brian Leetch	2001-02
Brian Leetch	2002-03
Brian Leetch	2003-04
Jed Ortmeyer and Kevin Weekes	2005-06

TEAM AWARD WINNERS

PLAYERS' PLAYER AWARD (cont'd)

Brendan Shanahan	2006-07
Colton Orr and Jason Strudwick	2007-08
Chris Drury and Blair Betts	2008-09
Chris Drury	2009-10
Ryan Callahan	2010-11
Ryan Callahan	2011-12
Ryan Callahan	2012-13
Ryan McDonagh	2013-14
Rick Nash	2014-15
Jesper Fast	2015-16
Jesper Fast	2016-17
Jesper Fast	2017-18

STEVEN MCDONALD EXTRA EFFORT AWARD

The Steven McDonald Extra Effort Award is presented annually to the player who, as chosen by the fans, "goes above and beyond the call of duty". The award, which has been given annually since the 1987-88 season, bears the name of New York City Police Detective Steven McDonald, who was shot and injured in the line of duty on July 12, 1986 and passed away on January 10, 2017.

Jan Erixon	1987-88
Tony Granato	1988-89
John Vanbiesbrouck and Kelly Kisio	1989-90
Jan Erixon	1990-91
Adam Graves	1991-92
Adam Graves	1992-93
Adam Graves	1993-94
Mark Messier	1994-95
Mark Messier	1995-96
Brian Leetch	1996-97
Wayne Gretzky	1997-98
Adam Graves	1998-99
Adam Graves	1999-00
Sandy McCarthy	2000-01
Sandy McCarthy	2001-02
Matthew Barnaby	2002-03
Jed Ortmeyer	2003-04
Henrik Lundqvist	2005-06
Jed Ortmeyer	2006-07
Brandon Dubinsky	2007-08
Ryan Callahan	2008-09
Ryan Callahan	2009-10
Brandon Prust	2010-11
Ryan Callahan	2011-12
Ryan Callahan	2012-13
Mats Zuccarello	2013-14
Cam Talbot	2014-15
Mats Zuccarello	2015-16
Mats Zuccarello	2016-17
Henrik Lundqvist	2017-18

JOHN HALLIGAN GOOD GUY AWARD (COOPERATION WITH MEDIA)

The John Halligan Good Guy Award recognizes a player for their cooperation with the media throughout the season. The award has been presented annually since the 1974-75 season, and was renamed in 2009-10 to honor the team's late public relations director. Halligan joined the Rangers organization in 1963, and served a number of roles in his 24 years with the Rangers, including Public Relations Director and Business Manager, Vice President of Communications, and Director of Community Relations and Special Projects. Following his distinguished 53-year career with the Rangers and the National Hockey League, Halligan was honored by USA Hockey and the NHL with the Lester Patrick Award in 2007 for his service to hockey in the United States. Halligan passed away on January 20, 2010.

Ted Irvine	1974-75
Ron Harris	1975-76
John Davidson	1976-77
Rod Gilbert	1977-78
Dave Maloney	1978-79
Anders Hedberg	1979-80
Don Maloney	1980-81
Barry Beck	1981-82
Rob McClanahan	1982-83
Pierre Larouche	1983-84
John Vanbiesbrouck	1984-85
Ron Greschner	1985-86
James Patrick	1986-87
Bob Froese	1987-88
Tony Granato	1988-89
Kelly Kisio	1989-90
Mike Richter	1990-91
Mark Messier	1991-92
Adam Graves	1992-93
Neil Smith	1993-94
Kevin Lowe	1994-95
Glenn Healy	1995-96
Wayne Gretzky	1996-97
Alex Kovalev	1997-98
Kevin Stevens	1998-99
Tim Taylor	1999-00
Petr Nedved	2000-01
Brian Leetch	2001-02
Bobby Holik	2002-03
Eric Lindros	2003-04
Jaromir Jagr	2005-06
Brendan Shanahan	2006-07
Henrik Lundqvist	2007-08
Tom Renney	2008-09
Vinny Prospal and Erik Christensen	2009-10
Ryan Callahan	2010-11
Brian Boyle	2011-12
Dan Girardi	2012-13
Marc Staal	2013-14
Derek Stepan	2014-15
Ryan McDonagh	2015-16
Rick Nash	2016-17
Brady Skjei	2017-18

TEAM AWARD WINNERS

LARS-ERIK SJOBERG AWARD (BEST ROOKIE OF TRAINING CAMP)

The Lars-Erik Sjoberg Award is presented annually to the top Rangers rookie during training camp. The award, which was first presented in 1988, bears the name of Lars-Erik Sjoberg, who was the Rangers chief European scout for eight years. During his time with the Blueshirts, Sjoberg played a prominent role in the team's decision to draft Europeans such as Tomas Sandstrom, Jan Erixon, and Ulf Dahlen. Prior to joining the Rangers as a scout, Sjoberg played five seasons with the Winnipeg Jets during their time in the World Hockey Association (WHA), and he also skated with Winnipeg in its inaugural NHL season in 1979-80. He passed away on October 20, 1987 at the age of 43.

Mike Richter	1988
Troy Mallette	1989
Steven Rice	1990
Tony Amonte	1991
Peter Andersson	1992
Mattias Norstrom	1993
Mattias Norstrom	1994
Niklas Sundstrom	1995
Eric Cairns	1996
Marc Savard	1997
Manny Malhotra	1998
Kim Johnsson	1999
Filip Novak	2000
Dan Blackburn	2001
Jamie Lundmark	2002
Dominic Moore	2003
Henrik Lundqvist	2005
Nigel Dawes and Brandon Dubinsky	2006
Marc Staal	2007
Lauri Korpikoski	2008
Matt Gilroy	2009
Derek Stepan	2010
Carl Hagelin	2011
Jesper Fast	2013
Anthony Duclair	2014
Oscar Lindberg	2015
Jimmy Vesey	2016
Filip Chytil	2017

RANGERS FAN CLUB FRANK BOUCHER TROPHY (MOST POPULAR PLAYER ON AND OFF THE ICE)

The Frank Boucher Trophy was awarded annually to the Ranger who was considered the most popular player on and off the ice, as chosen by members of the Rangers Fan Club. The trophy bears the name of Rangers legend and Hall of Famer Frank Boucher, who was a member of the organization for 31 years as a player, coach, and general manager. During his 13-year playing career with the team, he won the Lady Byng Trophy seven times, the most of any player in NHL history, and captured the Stanley Cup in 1927-28 and 1932-33. He also led the Rangers to the franchise's third Stanley Cup in his first season as head coach in 1939-40. He is one of only two men, along with Lester Patrick, who have won three Stanley Cups with the Rangers.

Don Raleigh	1951-52
Wally Hergesheimer	1952-53
Johnny Bower	1953-54
Edgar Laprade	1954-55
Gump Worsley	1955-56
Andy Bathgate	1956-57
Andy Bathgate	1957-58
Andy Bathgate	1958-59
Dean Prentice	1959-60
Gump Worsley	1960-61
Andy Bathgate	1961-62
Gump Worsley	1962-63
Rod Gilbert	1963-64
Harry Howell	1964-65
Harry Howell	1965-66
Harry Howell	1966-67
Rod Gilbert	1967-68
Ed Giacomin	1968-69
Walter Tkaczuk	1969-70
Dave Balon	1970-71
Jean Ratelle	1971-72
Jean Ratelle	1972-73
Brad Park	1973-74
Rod Gilbert	1974-75
Rod Gilbert	1975-76
Rod Gilbert	1976-77
Pat Hickey	1977-78
Phil Esposito	1978-79
Phil Esposito	1979-80
Eddie Johnstone	1980-81
Nick Fotiu	1981-82
Mark Pavelich	1982-83
Barry Beck and Nick Fotiu	1983-84
Anders Hedberg and Mike Rogers	1984-85
John Vanbiesbrouck	1985-86
Walt Poddubny	1986-87
Walt Poddubny	1987-88
Guy Lafleur	1988-89
Brian Mullen	1989-90
Mike Richter	1990-91
Mark Messier	1991-92
Mike Gartner	1992-93
Adam Graves	1993-94
Mark Messier	1994-95
Mark Messier	1995-96
Mark Messier	1996-97
Wayne Gretzky	1997-98
Mike Richter	1998-99
Mike Richter	1999-00
Brian Leetch	2000-01
Mike Richter	2001-02
Mike Dunham	2002-03
Eric Lindros	2003-04
Jaromir Jagr	2005-06
Henrik Lundqvist	2006-07
Sean Avery	2007-08
Blair Betts	2008-09
Henrik Lundqvist	2009-10

RANGERS FAN CLUB ROOKIE OF THE YEAR

John Vanbiesbrouck	1984-85
Mike Ridley	1985-86
Terry Carkner	1986-87
Ulf Dahlen	1987-88
Brian Leetch and Tony Granato	1988-89
Darren Turcotte	1989-90
Mike Richter	1990-91
Tony Amonte	1991-92

TEAM AWARD WINNERS

RANGERS FAN CLUB ROOKIE OF THE YEAR (cont'd)

Sergei Zubov	1992-93
Alexander Karpovtsev	1993-94
Mike York	1999-00
Tomas Kloucek	2000-01
Dan Blackburn	2001-02
Jamie Lundmark	2002-03
Jed Ortmeyer	2003-04
Henrik Lundqvist	2005-06
Dan Girardi	2006-07
Brandon Dubinsky	2007-08
Lauri Korpikoski	2008-09
Michael Del Zotto	2009-10

RANGERS FAN CLUB CEIL SAIDEL MEMORIAL AWARD (FOR DEDICATION TO THE ORGANIZATION ON AND OFF THE ICE)

The Ceil Saidel Memorial Award was given annually to recognize a player, as chosen by members of the Rangers Fan Club, for their dedication to the organization on and off the ice. The award, which was first presented in 1994-95, bears the name of Ceil Saidel, who was a longtime Rangers season ticket holder and member of the Fan Club since its inception in 1951. During the 1994 Stanley Cup Playoffs, Saidel's life was taken suddenly in an attempted robbery.

Adam Graves	1994-95
Adam Graves and Glenn Healy	1995-96
Adam Graves	1996-97
Adam Graves	1997-98
Adam Graves	1998-99
Adam Graves	1999-00
Adam Graves	2000-01
Brian Leetch	2001-02
Brian Leetch	2002-03
Mark Messier	2003-04
Henrik Lundqvist	2005-06
Brendan Shanahan	2006-07
Brendan Shanahan	2007-08
Henrik Lundqvist	2008-09
Erik Christensen	2009-10

"CRUMB BUM" AWARD (FOR SERVICE TO NEW YORK YOUNGSTERS)

Ed Hospodar	1981
Barry Beck	1982
Nick Fotiu	1983
Dave and Don Maloney	1984
Ron Greschner	1985
John Vanbiesbrouck	1987
Pierre Larouche	1988
Guy Lafleur	1989
Carey Wilson	1990
Mike Gartner	1991
Kris King	1992
Adam Graves	1993
Brian Leetch	1994
Mark Messier	1995
Jeff Beukeboom	1996
Mike Richter	1997
Rod Gilbert	1999
Matthew Barnaby	2004

NEW YORK
RANGERS
1993–94
ATLANTIC
DIVISION
CHAMPIONS
NEW YORK
RANGERS
1993–94
REGULAR
SEASON
CHAMPIONS


NEW YORK
RANGERS
1993–94
STANLEY
CUP
CHAMPIONS
NEW YORK
RANGERS
1993–94
EASTERN
CONFERENCE
CHAMPIONS
NEW YORK
RANGERS

IN THE PAST

ALL-TIME RECORD VS. NHL

	NEW YORK RANGERS VS.	GP	W	L	T	OT	GF	GA	PTS
OVERALL	Boston	646	257	290	97	2	1,880	2,027	613
	Montreal	626	195	332	94	5	1,616	2,103	489
	Toronto	611	230	279	95	7	1,765	1,937	562
	Detroit (a)	590	220	262	103	5	1,614	1,787	548
	Chicago	589	241	248	98	2	1,671	1,720	582
	Philadelphia	293	131	117	37	8	868	864	307
	Pittsburgh	275	128	110	23	14	969	925	293
	NY Islanders	266	125	113	19	9	878	861	278
	New Jersey (K.C. - Col.)	243	115	91	27	10	798	719	267
	Washington	218	97	95	18	8	725	738	220
	Buffalo	180	74	76	25	5	559	571	178
	St. Louis	141	79	44	16	2	492	381	176
	Dallas (Min.)	140	74	41	22	3	481	399	173
	Carolina (Hfd.)	140	79	52	7	2	462	373	167
	Los Angeles	135	70	46	16	3	494	417	159
	Vancouver	121	80	32	8	1	493	346	169
	Calgary (Atl.)	117	47	54	15	1	375	438	110
	Tampa Bay	98	48	38	5	7	306	290	108
	Florida	95	52	30	6	7	284	228	117
	Ottawa	92	41	44	3	4	245	257	89
	Colorado (Que.)	86	39	34	7	6	312	286	91
	Arizona (Wpg. - Phx.)	78	47	25	6	0	295	250	100
	Edmonton	74	33	30	9	2	260	252	77
	Winnipeg (Atl.)	61	29	21	1	10	172	169	69
	San Jose	39	25	10	3	1	140	109	54
	Anaheim	35	16	17	1	1	99	104	34
	Columbus	33	17	14	1	1	97	102	36
	Nashville	26	14	9	1	2	74	61	31
	Minnesota	24	14	10	0	0	71	68	28
	Vegas	2	1	1	0	0	7	6	2
	Defunct Clubs (b)	278	169	64	45	0	901	581	383
	TOTALS	**6,352**	**2,787**	**2,629**	**808**	**128**	**19,403**	**19,369**	**6,510**

(a) Includes records of Detroit Cougars and Detroit Falcons

(b) Teams are: Brooklyn and New York Americans, Cleveland Barons (Calif.), Montreal Maroons, Ottawa Senators (1926-1934), Philadelphia Quakers, Pittsburgh Pirates and St. Louis Eagles.* For the 1999-00 season, the NHL awarded teams one point for a regulation tie (RT.) Beginning in 2000-01, the NHL amended the rule, awarding teams one point for an overtime loss (OTL.)During the 2005-06 season, the NHL instituted the shootout to follow a scoreless five-minute overtime to eliminate ties. The winning team in the shootout gains two points and a win in the standings, while the losing team receives one point, recorded as an "OT" in the standings.

ALL-TIME RECORD VS. NHL

	NEW YORK RANGERS VS.	GP	W	L	T	OT	GF	GA	PTS
HOME	Boston	325	148	122	55	0	992	905	351
	Montreal	312	129	127	54	2	895	896	314
	Toronto	307	132	115	56	4	948	901	324
	Detroit (a)	295	142	95	57	1	891	757	342
	Chicago	294	122	117	55	0	860	830	299
	Philadelphia	146	69	50	23	4	460	411	165
	Pittsburgh	139	71	52	9	7	515	456	158
	NY Islanders	133	71	45	11	6	471	395	159
	New Jersey (K.C. - Col.)	120	64	32	20	4	422	318	152
	Washington	109	53	43	9	4	388	359	119
	Buffalo	89	41	30	15	3	282	236	100
	Carolina (Hfd.)	71	48	17	4	2	252	162	102
	Dallas (Min.)	71	39	19	11	2	239	189	91
	St. Louis	68	47	14	6	1	267	163	101
	Los Angeles	66	39	20	6	1	256	195	85
	Vancouver	62	42	14	5	1	262	165	90
	Calgary (Atl.)	60	31	24	5	0	201	200	67
	Tampa Bay	50	26	18	2	4	164	142	58
	Florida	47	26	15	4	2	148	108	58
	Ottawa	45	18	25	0	2	120	128	38
	Colorado (Que.)	43	22	14	4	3	158	121	51
	Arizona (Wpg. - Phx.)	39	27	10	2	0	164	125	56
	Edmonton	38	15	16	6	1	142	134	37
	Winnipeg (Atl.)	31	11	13	1	6	80	89	29
	San Jose	18	12	5	1	0	67	48	25
	Anaheim	18	10	7	1	0	52	41	21
	Columbus	15	8	5	1	1	53	50	18
	Nashville	14	7	5	1	1	38	30	16
	Minnesota	11	7	4	0	0	34	30	14
	Vegas	1	1	0	0	0	6	4	2
	Defunct Clubs (b)	139	87	30	22	0	463	286	196
	TOTALS	**3,176**	**1,565**	**1,103**	**446**	**62**	**10,290**	**8,874**	**3,638**

	NEW YORK RANGERS VS.	GP	W	L	T	OT	GF	GA	PTS
AWAY	Boston	321	109	168	42	2	888	1,122	262
	Montreal	314	66	205	40	3	721	1,207	175
	Toronto	304	98	164	39	3	817	1,036	238
	Chicago	295	119	131	43	2	811	890	283
	Detroit (a)	295	78	167	46	4	723	1,030	206
	Philadelphia	147	62	67	14	4	408	453	142
	Pittsburgh	136	57	58	14	7	454	469	135
	NY Islanders	133	54	68	8	3	407	466	119
	New Jersey (K.C. - Col.)	123	51	59	7	6	376	401	115
	Washington	109	44	52	9	4	337	379	101
	Buffalo	91	33	46	10	2	277	335	78
	St. Louis	73	32	30	10	1	225	218	75
	Dallas (Min.)	69	35	22	11	1	242	210	82
	Los Angeles	69	31	26	10	2	238	222	74
	Carolina (Hfd.)	69	31	35	3	0	210	211	65
	Vancouver	59	38	18	3	0	231	181	79
	Calgary (Atl.)	57	16	30	10	1	174	238	43
	Florida	48	26	15	2	5	136	120	59
	Tampa Bay	48	22	20	3	3	142	148	50
	Ottawa	47	23	19	3	2	125	129	51
	Colorado (Que.)	43	17	20	3	3	154	165	40
	Arizona (Wpg. - Phx.)	39	20	15	4	0	131	125	44
	Edmonton	36	18	14	3	1	118	118	40
	Winnipeg (Atl.)	30	18	8	0	4	92	80	40
	San Jose	21	13	5	2	1	73	61	29
	Columbus	18	9	9	0	0	44	52	18
	Anaheim	17	6	10	0	1	47	63	13
	Minnesota	13	7	6	0	0	37	38	14
	Nashville	12	7	4	0	1	36	31	15
	Vegas	1	0	1	0	0	1	2	0
	Defunct Clubs (b)	139	82	34	23	0	438	295	187
	TOTALS	**3,176**	**1,222**	**1,526**	**362**	**66**	**9,113**	**10,495**	**2,872**

(a) Includes records of Detroit Cougars and Detroit Falcons

(b) Teams are: Brooklyn and New York Americans, Cleveland Barons (Calif.), Montreal Maroons, Ottawa Senators (1926-1934), Philadelphia Quakers, Pittsburgh Pirates and St. Louis Eagles.* For the 1999-00 season, the NHL awarded teams one point for a regulation tie (RT.) Beginning in 2000-01, the NHL amended the rule, awarding teams one point for an overtime loss (OTL.)During the 2005-06 season, the NHL instituted the shootout to follow a scoreless five-minute overtime to eliminate ties. The winning team in the shootout gains two points and a win in the standings, while the losing team receives one point, recorded as an "OT" in the standings.

SPECIAL TEAMS STATISTICS YEAR-BY-YEAR

	POWER PLAY				PENALTY KILLING			
YEAR	PPG	ADV	PCT	SHGA	PPGA	TSH	PCT	SHG
1967-68	46	217	21.2	7	42	223	81.2	1
1968-69	56	275	20.4	9	35	223	84.3	4
1969-70	52	295	17.6	7	40	269	85.1	7
1970-71	60	234	25.6	3	41	253	83.8	5
1971-72	60	257	23.3	10	44	282	84.4	14
1972-73	54	238	22.7	5	39	250	84.4	5
1973-74	66	222	29.7	2	45	239	81.2	9
1974-75	84	296	28.4	7	54	295	81.7	6
1975-76	67	323	20.7	11	68	277	75.5	3
1976-77	60	290	20.7	16	55	268	79.5	6
1977-78	78	271	28.8	6	48	243	80.2	10
1978-79	74	310	23.9	12	78	308	74.7	9
1979-80	78	304	25.7	7	54	304	82.2	8
1980-81	63	354	17.8	12	83	389	78.7	14
1981-82	68	306	22.2	12	75	316	76.3	7
1982-83	72	314	22.9	8	76	309	75.4	12
1983-84	74	295	25.1	11	76	347	78.1	12
1984-85	72	300	24.0	8	64	330	80.6	9
1985-86	73	363	20.1	4	81	364	77.7	9
1986-87	75	377	19.9	15	72	381	81.1	12
1987-88	111	491	22.6	11	82	423	80.6	6
1988-89	85	457	18.6	17	85	369	77.0	13
1989-90	103	442	23.3	8	77	362	78.7	7
1990-91	92	389	23.7	10	73	362	79.8	9
1991-92	81	387	20.9	12	60	395	84.8	14
1992-93	77	420	18.3	18	84	446	81.2	12
1993-94	96	417	23.0	5	67	435	84.6	20
1994-95	40	200	20.0	3	34	211	83.9	5
1995-96	85	429	19.8	11	89	495	82.0	6
1996-97	63	287	22.0	5	69	344	79.9	15
1997-98	62	351	17.7	13	55	377	85.4	0
1998-99	71	348	20.4	9	48	336	85.7	7
1999-00	55	325	16.9	9	49	292	83.2	5
2000-01	65	363	17.9	12	86	400	78.5	16
2001-02	48	326	14.7	5	80	398	79.9	8
2002-03	55	339	16.2	8	73	388	81.2	8
2003-04	46	322	14.3	8	80	388	79.4	6
2005-06	83	440	18.9	9	79	486	83.7	4
2006-07	75	406	18.5	6	65	400	83.8	11
2007-08	61	370	16.5	6	53	343	84.5	4
2008-09	48	346	13.9	14	40	329	87.8	9
2009-10	55	301	18.3	7	50	318	84.3	5
2010-11	49	290	16.9	5	42	257	83.7	11
2011-12	44	280	15.7	4	36	260	86.2	8
2012-13	24	153	15.7	4	28	148	81.1	5
2013-14	48	264	18.2	7	34	232	85.3	10
2014-15	39	232	16.8	6	37	235	84.3	9
2015-16	42	226	18.6	5	53	243	78.2	3
2016-17	47	233	20.2	5	45	223	79.8	9
2017-18	51	241	21.2	5	46	247	81.4	5

ALL-TIME LONGEST TEAM STREAKS

OVERALL

WINNING STREAK	
10	12/19/39 – 1/13/40
10	1/19/73 – 2/10/73
9	10/25/15 – 11/15/15
8	2/16/74 – 3/6/74
8	12/27/74 – 1/11/75
8	12/8/14 - 12/27/14
7	1/18/42 – 2/5/42
7	12/11/70 – 12/23/70
7	2/20/72 – 3/5/72
7	10/22/78 – 11/5/78
7	10/16/88 – 10/30/88
7	12/13/91 - 12/26/91
7	10/30/93 - 11/13/93
7	1/15/00 – 1/25/00
7	2/1/06 – 3/2/06
7	10/3/09 – 10/17/09
7	10/31/11 – 11/15/11

POINT STREAK	
19	11/23/39 – 1/13/40
16	2/6/72 – 3/11/72
16	1/7/73 – 2/11/73
14	11/7/69 – 12/10/69
14	10/16/71 – 11/14/71
14	10/24/93 – 11/24/93
13	1/3/35 – 2/5/35
13	2/9/08 – 3/10/08
13	10/18/15 - 11/15/15
11	12/10/31 – 1/5/32
11	2/20/71 – 3/14/71
10	11/17/63 – 12/5/63
10	2/10/74 – 3/6/74
10	11/7/90 – 11/26/90
10	11/27/95 – 12/13/95
10	2/8/15 – 2/26/15

LOSING STREAK	
11	10/30/43 – 11/27/43
10	1/3/62 – 1/28/62
8	3/12/04 – 3/25/04
8	10/28/87 – 11/14/87
8	3/7/91 – 3/23/91
7	12/31/43 – 1/15/44
7	1/11/50 – 1/25/50
7	3/11/50 – 3/22/50
7	10/31/63 – 11/16/63
7	4/5/93 – 4/16/93
7	3/11/95 – 3/30/95
7	12/16/06 – 12/29/06

WINLESS STREAK	
21	1/23/44 – 3/19/44
19	12/31/42 – 2/20/43
15	10/30/43 – 12/11/43
15	10/19/50 – 11/19/50
14	12/1/54 – 12/26/54
11	11/25/65 – 12/18/65
11	12/9/89 – 12/31/89
10	10/28/56 – 11/21/56
10	1/14/60 – 2/3/60
10	1/3/62 – 1/28/62
9	3/19/00 – 4/9/00
9	12/20/00 – 1/13/01
9	12/31/01 – 1/17/02

HOME

WINNING STREAK	
14	12/19/39 – 2/25/40
9	2/10/71 – 3/14/71
9	11/10/71 – 12/15/71
9	10/19/15 – 11/23/15
8	12/13/31 – 1/14/32
8	12/31/69 – 2/15/70
8	2/20/80 – 3/16/80
8	10/8/90 – 10/31/90
8	10/26/17 - 11/26/17
7	1/5/69 – 2/8/69
7	11/29/70 - 12/23/70
7	2/9/72 – 3/5/72
7	2/6/74 – 3/10/74
7	11/17/82 - 12/15/82
7	12/21/83 – 1/18/84
7	10/31/11 – 11/29/11

POINT STREAK	
24	10/24/95 – 2/15/96
24	10/14/70 – 1/31/71
18	11/28/39 – 2/25/40
18	1/5/69 – 3/30/69
18	10/17/71 – 12/29/71
16	10/24/93 – 1/5/94
13	11/25/41 – 2/5/42
12	12/28/69 – 2/25/70
11	11/7/73 – 12/12/73
11	1/6/74 – 3/10/74
11	1/14/92 – 3/1/92
11	2/16/08 – 4/4/08
10	11/2/69 – 12/10/69
10	10/11/72 – 11/15/72
10	1/7/73 – 2/28/73
10	1/31/15 – 3/15/15
10	10/18/15 – 11/23/15
10	12/22/15 – 2/14/16

LOSING STREAK	
7	10/20/76 – 11/14/76
7	3/24/93 – 4/14/93
6	2/26/46 – 3/16/46
5	3/7/04 – 3/31/04
5	11/6/43 – 11/21/43
5	12/31/43 – 1/13/44
5	2/20/55 – 3/6/55
5	1/6/57 – 2/2/57
5	11/24/58 – 12/8/58
5	3/21/98 – 4/7/98
5	3/21/00 – 4/9/00

WINLESS STREAK	
10	1/30/44 – 3/19/44
9	12/31/42 – 2/18/43
9	11/29/64 – 1/3/65
9	2/15/96 – 3/24/96
8	11/12/44 – 12/27/44
8	12/1/54 – 12/26/54
8	2/21/17 - 3/31/17
7	2/23/46 – 3/16/46
7	10/28/56 – 11/25/56
7	12/25/57 – 1/29/58
7	3/3/65 – 3/28/65
7	10/20/76 – 11/14/76
7	3/24/93 – 4/14/93
7	3/13/00 – 4/9/00

ROAD

WINNING STREAK	
7	1/12/35 – 2/12/35
7	10/28/78 – 11/29/78
6	10/30/93 – 11/24/93
6	1/19/06 – 3/2/06
6	10/26/13 – 11/23/13
6	1/4/14 – 2/7/14
6	3/8/15 - 3/26/15
5	1/19/73 – 2/10/73
5	11/26/96 – 12/21/96
5	1/15/00 – 1/25/00
5	11/10/07 – 11/21/07
5	2/23/17 - 3/7/17

POINT STREAK	
11	11/5/39 – 1/13/40
10	11/12/30 – 1/3/31
10	12/20/72 – 2/10/73
10	1/31/08 – 3/10/08
9	2/8/58 – 3/22/58
8	2/3/68 – 3/9/68
8	12/2/81 – 1/15/82
8	12/23/88 – 1/23/89
8	12/5/09 – 1/9/10
7	1/12/35 – 2/12/35
7	10/28/78 – 11/29/78
7	3/4/15 – 3/26/15

LOSING STREAK	
10	10/30/43 – 12/23/43
10	2/8/61 – 3/15/61
9	11/27/54 – 1/8/55
9	1/19/65 – 2/13/65
8	1/23/44 – 3/4/44
8	2/9/49 – 3/16/49
8	11/15/53 – 12/26/53

WINLESS STREAK	
16	10/9/52 – 12/20/52
13	10/26/63 – 12/25/63
12	11/28/45 – 2/7/46
12	11/24/00 – 1/20/01
11	1/1/43 – 2/27/43
11	1/23/44 – 3/18/44
11	11/20/54 – 1/8/55
11	11/20/65 – 1/15/66
10	10/30/43 – 12/23/43
10	10/19/50 – 11/25/50
10	11/14/51 – 12/29/51
10	2/8/61 – 3/15/61
10	10/18/80 – 11/22/80

* For the 1999-00 season, the NHL awarded teams one point for a regulation tie (RT.) Beginning in 2000-01, the NHL amended the rule, awarding teams one point for an overtime loss (OTL.) During the 2005-06 season, the NHL instituted the shootout to follow a scoreless five-minute overtime to eliminate ties. The winning team in the shootout gains two points and a win in the standings, while the losing team receives one point, recorded as an "OT" in the standings.

MOST RECENT TEAM STARTS...

WINNING STREAKS TO START A SEASON			
	OVERALL	HOME	ROAD
2+	10/7/2015 - 10/10/2015 (3-0-0)	10/13/2016 - 10/17/2016 (2-0-0)	10/7/2015 - 10/9/2015 (2-0-0)
3+	10/7/2015 - 10/10/2015 (3-0-0)	10/3/2009 - 10/14/2009 (4-0-0)	11/12/1931 - 11/29/1931 (3-0-0)
4+	10/4/2008 - 10/13/2008 (5-0-0)	10/3/2009 - 10/14/2009 (4-0-0)	-
5+	10/4/2008 - 10/13/2008 (5-0-0)	10/8/1990 - 10/31/1990 (8-0-0)	-
6+	-	10/8/1990 - 10/31/1990 (8-0-0)	-
7+	-	10/8/1990 - 10/31/1990 (8-0-0)	-
8+	-	10/8/1990 - 10/31/1990 (8-0-0)	-

POINT STREAKS TO START A SEASON			
	OVERALL	HOME	ROAD
2+	10/7/2015 - 10/10/2015 (3-0-0)	10/13/2016 - 10/17/2016 (2-0-0)	10/7/2015 - 10/9/2015 (2-0-0)
3+	10/7/2015 - 10/10/2015 (3-0-0)	10/5/2008 - 10/13/2008 (3-0-0)	10/8/1997 - 10/11/1997 (1-0-2)
4+	10/4/2008 - 10/13/2008 (5-0-0)	10/3/2009 - 10/14/2009 (4-0-0)	10/6/1988 - 10/29/1988 (3-0-1)
5+	10/4/2008 - 10/13/2008 (5-0-0)	10/6/2005 - 10/19/2005 (4-0-1)	10/9/1971 - 11/6/1971 (6-0-2)
6+	-	10/12/1992 - 10/26/1992 (5-0-1)	10/9/1971 - 11/6/1971 (6-0-2)
7+	-	10/8/1990 - 10/31/1990 (8-0-0)	10/9/1971 - 11/6/1971 (6-0-2)
8+	-	10/8/1990 - 10/31/1990 (8-0-0)	10/9/1971 - 11/6/1971 (6-0-2)
9+	-	10/11/1972 - 11/15/1972 (9-0-1)	11/5/1939 - 1/13/1940 (6-0-5)
10+	-	10/11/1972 - 11/15/1972 (9-0-1)	11/5/1939 - 1/13/1940 (6-0-5)
11+	-	10/14/1970 - 1/31/1971 (17-0-7)	11/5/1939 - 1/13/1940 (6-0-5)
12+	-	10/14/1970 - 1/31/1971 (17-0-7)	-
13+	-	10/14/1970 - 1/31/1971 (17-0-7)	-
14+	-	10/14/1970 - 1/31/1971 (17-0-7)	-
15+	-	10/14/1970 - 1/31/1971 (17-0-7)	-
16+	-	10/14/1970 - 1/31/1971 (17-0-7)	-
17+	-	10/14/1970 - 1/31/1971 (17-0-7)	-
18+	-	10/14/1970 - 1/31/1971 (17-0-7)	-
19+	-	10/14/1970 - 1/31/1971 (17-0-7)	-
20+	-	10/14/1970 - 1/31/1971 (17-0-7)	-
21+	-	10/14/1970 - 1/31/1971 (17-0-7)	-
22+	-	10/14/1970 - 1/31/1971 (17-0-7)	-
23+	-	10/14/1970 - 1/31/1971 (17-0-7)	-
24+	-	10/14/1970 - 1/31/1971 (17-0-7)	-

LOSING STREAKS TO START A SEASON			
	OVERALL	HOME	ROAD
2+	10/5/2017 - 10/7/2017 (0-2-0)	10/12/2014 - 10/14/2014 (0-2-0)	10/7/2017 - 10/28/2017 (0-3-0)
3+	10/9/1998 - 10/16/1998 (0-4-0)	10/9/1998 - 10/16/1998 (0-3-0)	10/7/2017 - 10/28/2017 (0-3-0)
4+	10/9/1998 - 10/16/1998 (0-4-0)	11/6/1943 - 11/21/1943 (0-5-0)	10/12/1985 - 11/2/1985 (0-4-0)
5+	10/30/1943 - 1/27/1943 (0-11-0)	11/6/1943 - 11/21/1943 (0-5-0)	10/30/1943 - 12/23/1943 (0-10-0)
6+	10/30/1943 - 1/27/1943 (0-11-0)	-	10/30/1943 - 12/23/1943 (0-10-0)
7+	10/30/1943 - 1/27/1943 (0-11-0)	-	10/30/1943 - 12/23/1943 (0-10-0)
8+	10/30/1943 - 1/27/1943 (0-11-0)	-	10/30/1943 - 12/23/1943 (0-10-0)
9+	10/30/1943 - 1/27/1943 (0-11-0)	-	10/30/1943 - 12/23/1943 (0-10-0)
10+	10/30/1943 - 1/27/1943 (0-11-0)	-	10/30/1943 - 12/23/1943 (0-10-0)
11+	10/30/1943 - 1/27/1943 (0-11-0)	-	-

WINLESS STREAKS TO START A SEASON			
	OVERALL	HOME	ROAD
2+	10/5/2017 - 10/7/2017 (0-2-0)	10/12/2014 - 10/14/2014 (0-2-0)	10/7/2017 - 10/28/2017 (0-3-0)
3+	10/7/2011 - 10/15/2011 (0-1-2)	10/9/1998 - 10/16/1998 (0-3-0)	10/7/2017 - 10/28/2017 (0-3-0)
4+	10/10/2003 - 10/18/2003 (0-2-2)	10/13/1964 - 10/25/1964 (0-3-1)	10/6/2007 - 11/6/2007 (0-5-1)
5+	10/9/1998 - 10/17/1998 (0-4-1)	10/25/1950 - 11/19/1950 (0-3-3)	10/6/2007 - 11/6/2007 (0-5-1)
6+	10/8/1958 - 10/19/1958 (0-2-4)	10/25/1950 - 11/19/1950 (0-3-3)	10/6/2007 - 11/6/2007 (0-5-1)
7+	10/30/1943 - 12/11/1943 (0-14-1)	-	10/8/1958 - 11/4/1958 (0-4-3)
8+	10/30/1943 - 12/11/1943 (0-14-1)	-	10/9/1952 - 12/20/1952 (0-12-4)
9+	10/30/1943 - 12/11/1943 (0-14-1)	-	10/9/1952 - 12/20/1952 (0-12-4)
10+	10/30/1943 - 12/11/1943 (0-14-1)	-	10/9/1952 - 12/20/1952 (0-12-4)
11+	10/30/1943 - 12/11/1943 (0-14-1)	-	10/9/1952 - 12/20/1952 (0-12-4)
12+	10/30/1943 - 12/11/1943 (0-14-1)	-	10/9/1952 - 12/20/1952 (0-12-4)
13+	10/30/1943 - 12/11/1943 (0-14-1)	-	10/9/1952 - 12/20/1952 (0-12-4)
14+	10/30/1943 - 12/11/1943 (0-14-1)	-	10/9/1952 - 12/20/1952 (0-12-4)
15+	10/30/1943 - 12/11/1943 (0-14-1)	-	10/9/1952 - 12/20/1952 (0-12-4)
16+	-	-	10/9/1952 - 12/20/1952 (0-12-4)

MOST RECENT TEAM STREAKS...

WINNING STREAKS			
	OVERALL	HOME	ROAD
2+	3/12/2018 - 3/14/2018 (2-0-0)	3/12/2018 - 3/14/2018 (2-0-0)	2/28/2018 - 3/3/2018 (3-0-0)
3+	2/28/2018 - 3/3/2018 (3-0-0)	10/26/2017 - 11/26/2017 (8-0-0)	2/28/2018 - 3/3/2018 (3-0-0)
4+	11/19/2017 - 11/26/2017 (4-0-0)	10/26/2017 - 11/26/2017 (8-0-0)	2/23/2017 - 3/7/2017 (5-0-0)
5+	10/31/2017 - 11/11/2017 (6-0-0)	10/26/2017 - 11/26/2017 (8-0-0)	2/23/2017 - 3/7/2017 (5-0-0)
6+	10/31/2017 - 11/11/2017 (6-0-0)	10/26/2017 - 11/26/2017 (8-0-0)	3/8/2015 - 3/26/2015 (6-0-0)
7+	10/25/2015 - 11/15/2015 (9-0-0)	10/26/2017 - 11/26/2017 (8-0-0)	10/28/1978 - 11/29/1978 (7-0-0)
8+	10/25/2015 - 11/15/2015 (9-0-0)	10/26/2017 - 11/26/2017 (8-0-0)	-
9+	10/25/2015 - 11/15/2015 (9-0-0)	10/19/2015 - 11/23/2015 (9-0-0)	-
10+	1/19/1973 - 2/10/1973 (10-0-0)	12/19/1939 - 2/25/1940 (14-0-0)	-
11+	-	12/19/1939 - 2/25/1940 (14-0-0)	-
12+	-	12/19/1939 - 2/25/1940 (14-0-0)	-
13+	-	12/19/1939 - 2/25/1940 (14-0-0)	-
14+	-	12/19/1939 - 2/25/1940 (14-0-0)	-

POINT STREAKS			
	OVERALL	HOME	ROAD
2+	3/10/2018 - 3/17/2018 (2-0-2)	3/12/2018 - 3/14/2018 (2-0-0)	3/28/2018 - 3/31/2018 (1-0-1)
3+	3/10/2018 - 3/17/2018 (2-0-2)	12/1/2017 - 12/19/2017 (4-0-1)	2/28/2018 - 3/3/2018 (3-0-0)
4+	3/10/2018 - 3/17/2018 (2-0-2)	12/1/2017 - 12/19/2017 (4-0-1)	12/16/2017 - 1/6/2018 (3-0-2)
5+	10/31/2017 - 11/11/2017 (6-0-0)	12/1/2017 - 12/19/2017 (4-0-1)	12/16/2017 - 1/6/2018 (3-0-2)
6+	10/31/2017 - 11/11/2017 (6-0-0)	10/26/2017 - 11/26/2017 (8-0-0)	3/4/2015 - 3/26/2015 (6-0-1)
7+	10/18/2015 - 11/15/2015 (11-0-2)	10/26/2017 - 11/26/2017 (8-0-0)	13/4/2015 - 3/26/2015 (6-0-1)
8+	10/18/2015 - 11/15/2015 (11-0-2)	10/26/2017 - 11/26/2017 (8-0-0)	12/5/2009 - 1/9/2010 (6-0-2)
9+	10/18/2015 - 11/15/2015 (11-0-2)	12/22/2015 - 2/14/2016 (8-0-2)	1/31/2008 - 3/10/2008 (8-0-2)
10+	10/18/2015 - 11/15/2015 (11-0-2)	12/22/2015 - 2/14/2016 (8-0-2)	1/31/2008 - 3/10/2008 (8-0-2)
11+	10/18/2015 - 11/15/2015 (11-0-2)	2/16/2008 - 4/4/2008 (8-0-3)	11/5/1939 - 1/13/1940 (6-0-5)
12+	10/18/2015 - 11/15/2015 (11-0-2)	10/24/1995 - 2/15/1996 (18-0-6)	-
13+	10/18/2015 - 11/15/2015 (11-0-2)	10/24/1995 - 2/15/1996 (18-0-6)	-
14+	10/24/1993 - 11/24/1993 (12-0-2)	10/24/1995 - 2/15/1996 (18-0-6)	-
15+	1/7/1973 - 2/11/1973 (14-0-2)	10/24/1995 - 2/15/1996 (18-0-6)	-
16+	1/7/1973 - 2/11/1973 (14-0-2)	10/24/1995 - 2/15/1996 (18-0-6)	-
17+	11/23/1939 - 1/13/1940 (14-0-5)	10/24/1995 - 2/15/1996 (18-0-6)	-
18+	11/23/1939 - 1/13/1940 (14-0-5)	10/24/1995 - 2/15/1996 (18-0-6)	-
19+	11/23/1939 - 1/13/1940 (14-0-5)	10/24/1995 - 2/15/1996 (18-0-6)	-
20+	-	10/24/1995 - 2/15/1996 (18-0-6)	-
21+	-	10/24/1995 - 2/15/1996 (18-0-6)	-
22+	-	10/24/1995 - 2/15/1996 (18-0-6)	-
23+	-	10/24/1995 - 2/15/1996 (18-0-6)	-
24+	-	10/24/1995 - 2/15/1996 (18-0-6)	-

LOSING STREAKS			
	OVERALL	HOME	ROAD
2+	4/3/2018 - 4/7/2018 (0-3-0)	3/26/2018 - 3/30/2018 (0-2-0)	4/3/2018 - 4/7/2018 (0-3-0)
3+	4/3/2018 - 4/7/2018 (0-3-0)	2/26/2017 - 3/13/2017 (0-4-0)	4/3/2018 - 4/7/2018 (0-3-0)
4+	2/13/2018 - 2/23/2018 (0-6-0)	2/26/2017 - 3/13/2017 (0-4-0)	2/13/2018 - 2/22/2018 (0-4-0)
5+	2/13/2018 - 2/23/2018 (0-6-0)	3/7/2004 - 3/31/2004 (0-5-0)	1/7/2018 - 1/23/2018 (0-5-0)
6+	2/13/2018 - 2/23/2018 (0-6-0)	3/24/1993 - 4/14/1993 (0-7-0)	12/26/1992 - 1/16/1993 (0-6-0)
7+	12/16/2006 - 12/29/2006 (0-7-0)	3/24/1993 - 4/14/1993 (0-7-0)	3/7/1991 - 3/30/1991 (0-7-0)
8+	3/7/1991 - 3/23/1991 (0-8-0)	-	1/19/1966 - 2/13/1966 (0-9-0)
9+	1/3/1962 - 1/28/1962 (0-10-0)	-	1/19/1966 - 2/13/1966 (0-9-0)
10+	1/3/1962 - 1/28/1962 (0-10-0)	-	2/8/1961 - 3/15/1961 (0-10-0)
11+	10/30/1943 - 11/27/1943 (0-11-0)	-	-

WINLESS STREAKS			
	OVERALL	HOME	ROAD
2+	4/3/2018 - 4/7/2018 (0-3-0)	3/26/2018 - 3/30/2018 (0-2-0)	4/3/2018 - 4/7/2018 (0-3-0)
3+	4/3/2018 - 4/7/2018 (0-3-0)	2/18/2018 - 3/6/2018 (0-3-1)	4/3/2018 - 4/7/2018 (0-3-0)
4+	2/13/2018 - 2/25/2018 (0-6-1)	2/18/2018 - 3/6/2018 (0-3-1)	3/8/2018 - 3/28/2018 (0-2-3)
5+	2/13/2018 - 2/25/2018 (0-6-1)	2/21/2017 - 3/31/2017 (0-5-3)	3/8/2018 - 3/28/2018 (0-2-3)
6+	2/13/2018 - 2/25/2018 (0-6-1)	2/21/2017 - 3/31/2017 (0-5-3)	11/27/2015 - 12/28/2015 (0-6-2)
7+	2/13/2018 - 2/25/2018 (0-6-1)	2/21/2017 - 3/31/2017 (0-5-3)	11/27/2015 - 12/28/2015 (0-6-2)
8+	3/12/2004 - 3/25/2004 (0-5-0-3)	2/21/2017 - 3/31/2017 (0-5-3)	11/27/2015 - 12/28/2015 (0-6-2)
9+	12/31/2001 - 1/17/2002 (0-8-1-1)	2/15/1996 - 3/24/1996 (0-5-4)	1/18/2009 - 2/25/2009 (0-7-2)
10+	12/31/2001 - 1/17/2002 (0-8-1-1)	1/30/1944 - 3/19/1944 (0-7-3)	11/24/2000 - 1/20/2001 (0-10-2-0)
11+	12/9/1989 - 12/31/1989 (0-8-3)	-	11/24/2000 - 1/20/2001 (0-10-2-0)
12+	12/1/1954 - 12/26/1954 (0-8-6)	-	11/24/2000 - 1/20/2001 (0-10-2-0)
13+	12/1/1954 - 12/26/1954 (0-8-6)	-	10/26/1963 - 12/25/1963 (0-12-1)
14+	12/1/1954 - 12/26/1954 (0-8-6)	-	10/9/1952 - 12/20/1952 (0-12-4)
15+	10/19/1950 - 11/19/1950 (0-8-7)	-	10/9/1952 - 12/20/1952 (0-12-4)
16+	1/23/1944 - 3/19/1944 (0-17-4)	-	10/9/1952 - 12/20/1952 (0-12-4)
17+	1/23/1944 - 3/19/1944 (0-17-4)	-	-
18+	1/23/1944 - 3/19/1944 (0-17-4)	-	-
19+	1/23/1944 - 3/19/1944 (0-17-4)	-	-
20+	1/23/1944 - 3/19/1944 (0-17-4)	-	-
21+	1/23/1944 - 3/19/1944 (0-17-4)	-	-

CURRENT HOME AND ROAD TEAM STREAKS VS. NHL

TEAM	LAST RANGERS WIN AT HOME	STREAK	LAST RANGERS WIN AT OPPONENT	STREAK
Anaheim	Dec. 19, 2017 (4-1)	4-0-0	Mar. 16, 2016 (2-1)	0-2-0
Arizona	Oct. 26, 2017 (5-2)	9-0-0	Jan. 6, 2018 (2-1, SO)	4-0-0
Boston	Nov. 8, 2017 (4-2)	0-1-0	Dec. 16, 2017 (3-2, OT)	3-0-0
Buffalo	Mar. 24, 2018 (5-1)	2-0-0	Jan. 1, 2018 (3-2, OT)	2-0-0
Calgary	Feb. 9, 2018 (4-3)	6-0-0	Mar. 2, 2018 (3-1)	3-0-1
Carolina	Mar. 12, 2018 (6-3)	15-0-0*	Mar. 31, 2018 (2-1)	2-0-0
Chicago	Feb. 27, 2014 (2-1)	0-4-0	Dec. 9, 2016 (1-0, OT)	0-1-0
Colorado	Feb. 11, 2017 (4-2)	0-1-0	Dec. 31, 2016 (6-2)	0-1-0
Columbus	Nov. 6, 2017 (5-3)	0-1-0	Feb. 13, 2017 (3-2)	0-2-0
Dallas	Jan. 5, 2016 (6-2)	0-1-1	Dec. 15, 2016 (2-0)	0-1-0
Detroit	Nov. 24, 2017 (2-1, OT)	1-0-1	Mar. 12, 2017 (4-1)	2-0-3
Edmonton	Nov. 11, 2017 (4-2)	3-0-0	Mar. 3, 2018 (3-2)	2-0-0
Florida	Mar. 21, 2016 (4-2)	0-1-2	Nov. 4, 2017 (5-4, OT)	2-0-1
Los Angeles	Dec. 15, 2017 (4-2)	2-0-1	Mar. 25, 2017 (3-0)	0-1-0
Minnesota	Feb. 4, 2016 (4-2)	0-2-0	Mar. 18, 2017 (3-2)	0-1-0
Montreal	Oct. 8, 2017 (2-0)	1-0-0	Mar. 26, 2016 (5-2)	0-3-0
Nashville	Oct. 21, 2017 (4-2)	4-0-0	Dec. 17, 2016 (2-1, SO)	0-1-0
New Jersey	Dec. 9, 2017 (5-2)	1-0-0	Feb. 25, 2017 (4-3, OT)	0-1-2
NY Islanders	Oct. 13, 2016 (5-3)	0-2-1	Mar. 10, 2015 (2-1)	0-5-1
Ottawa	Nov. 19, 2017 (3-0)	2-0-0	Nov. 14, 2015 (2-1, SO)	0-4-0
Philadelphia	Jan. 16, 2018 (5-1)	0-1-0	Jan. 4, 2017 (5-2)	0-2-0
Pittsburgh	Mar. 14, 2018 (4-3, OT)	2-0-2	Dec. 5, 2017 (4-3)	0-1-0
St. Louis	Nov. 1, 2016 (5-0)	0-1-0	Feb. 25, 2016 (2-1)	0-1-1
San Jose	Oct. 17, 2016 (7-4)	0-1-0	Jan. 25, 2018 (6-5)	1-0-1
Tampa Bay	Oct. 30, 2016 (6-1)	0-2-0	Nov. 2, 2017 (2-1, OT)	0-1-0
Toronto	Nov. 15, 2015 (4-3)	0-3-0	Feb. 23, 2017 (2-1, SO)	0-1-0
Vancouver	Nov. 26, 2017 (4-3, SO)	1-0-0	Feb. 28, 2018 (6-5)	2-0-0
Vegas	Oct. 31, 2017 (6-4)	1-0-0	-	0-1-0
Washington	Dec. 27, 2017 (1-0, SO)	0-1-0	Oct. 22, 2016 (4-2)	0-2-1
Winnipeg	Nov. 6, 2016 (5-2)	0-1-0	Feb. 11, 2018 (3-1)	2-0-0

*Longest home winning streak against one opponent in franchise history

CURRENT HOME AND ROAD TEAM STREAKS VS. NHL

LAST OPPONENT WIN AT RANGERS	OPPONENT STREAK	LAST OPPONENT WIN AT HOME	OPPONENT STREAK
Nov. 4, 2013 (2-1)	0-3-1	Jan. 23, 2018 (6-3)	2-0-0
Dec. 16, 2007 (5-1)	0-6-3	Oct. 3, 2013 (4-1)	0-3-1
Feb. 7, 2018 (6-1)	1-0-0	Nov. 27, 2015 (4-3)	0-2-1
Jan. 3, 2017 (4-1)	0-2-0	Dec. 1, 2016 (4-3)	1-0-2
Dec. 7, 2008 (3-0)	0-5-1	Dec. 12, 2015 (5-4, OT)	0-2-0
Oct. 29, 2010 (4-3)	0-12-3	Mar. 9, 2017 (4-3)	0-2-0
Jan. 3, 2018 (5-2)	4-0-0	Nov. 15, 2017 (6-3)	1-0-1
Oct. 5, 2017 (4-2)	1-0-0	Jan. 20, 2018 (3-1)	1-0-0
Mar. 20, 2018 (5-3)	1-0-0	Nov. 17, 2017 (2-0)	2-0-0
Dec. 11, 2017 (2-1, SO)	2-0-0	Feb. 5, 2018 (2-1)	1-0-0
Feb. 25, 2018 (3-2, OT)	2-0-1	Dec. 29, 2017 (3-2, SO)	1-0-0
Nov. 9, 2014 (3-1)	0-3-0	Dec. 11, 2015 (7-5)	0-2-0
Nov. 28, 2017 (5-4)	3-0-0	Mar. 10, 2018 (4-3, SO)	1-0-1
Feb. 12, 2016 (5-4, OT)	0-2-0	Jan. 21, 2018 (4-2)	1-0-0
Feb. 23, 2018 (4-1)	2-0-0	Feb. 13, 2018 (3-2)	1-0-0
Mar. 4, 2017 (4-1)	0-1-0	Feb. 22, 2018 (3-1)	3-0-0
Dec. 10, 2013 (4-1)	0-4-0	Feb. 3, 2018 (5-2)	3-0-1
Oct. 14, 2017 (3-2)	0-1-0	Apr. 3, 2018 (5-2)	5-0-1
Jan. 13, 2018 (7-2)	3-0-0	Apr. 5, 2018 (2-1)	6-0-0
Nov. 27, 2016 (2-0)	0-2-0	Feb. 17, 2018 (6-3)	4-0-1
Feb. 18, 2018 (7-4)	1-0-0	Apr. 7, 2018 (5-0)	2-0-0
Oct. 17, 2017 (5-4, OT)	1-0-1	Jan. 14, 2018 (5-2)	1-0-0
Oct. 10, 2017 (3-1)	1-0-0	Mar. 17, 2018 (4-3, OT)	2-0-0
Oct. 23, 2017 (4-1)	1-0-0	Mar. 28, 2017 (5-4, OT)	0-1-0
Mar. 30, 2018 (7-3)	2-0-0	Mar. 8, 2018 (5-3)	1-0-2
Feb. 1, 2018 (4-0)	3-0-0	Oct. 7, 2017 (8-5)	1-0-1
Nov. 8, 2016 (5-3)	2-0-2	Dec. 9, 2015 (2-1)	0-1-1
-	0-1-0	Jan. 7, 2018 (2-1)	1-0-0
Mar. 26, 2018 (4-2)	2-0-1	Mar. 28, 2018 (3-2, OT)	3-0-0
Mar. 6, 2018 (3-0)	1-0-0	Dec. 18, 2015 (5-2)	0-2-0

LONGEST TEAM STREAKS YEAR-BY-YEAR

YEAR	WINNING STREAK		POINT STREAK		LOSING STREAK		WINLESS STREAK	
1926-27	5	3/15 - 3/25	7	3/5 - 3/25	3	12/23 - 12/28	3	(2x) last - 3/1 - 3/13
1927-28	4	1/22 - 1/31	4	(2x) last - 2/23 - 2/28	2	(3x) last - 3/6 - 3/8	5	2/4 - 2/19
1928-29	4	12/11 - 12/20	6	(2x) last - 12/30 - 1/13	2	(3x) last - 3/5 - 3/10	4	(2x) last - 2/5 - 2/14
1929-30	4	1/14 - 1/23	4	(2x) last - 2/27 - 3/4	3	1/7 - 1/12	8	2/18 - 3/11
1930-31	3	12/23 - 12/28	5	12/20 - 12/30	4	1/18 - 1/29	8	1/11 - 1/31
1931-32	4	12/22 - 1/1	11	12/10 - 1/5	2	(5x) last - 3/15 - 3/17	5	2/9 - 2/21
1932-33	3	12/6 - 12/11	6	12/6 - 12/17	3	3/16 - 3/21	4	3/14 - 3/21
1933-34	3	(2x) last - 1/23 - 1/28	6	12/14 - 12/28	2	(4x) last - 3/15 - 3/17	3	(2x) last - 3/6 - 3/11
1934-35	5	1/27 - 2/5	13	1/3 - 2/5	4	(2x) last - 2/26 - 3/7	5	2/24 - 3/7
1935-36	4	3/12 - 3/22	9	1/28 - 2/25	4	1/18 - 1/26	6	2/25 - 3/10
1936-37	3	12/20 - 12/29	5	1/24 - 2/4	3	(3x) last - 3/11 - 3/16	5	(2x) last - 1/28 - 2/7
1937-38	5	(2x) last - 2/1 - 2/13	7	12/5 - 12/23	3	(2x) last - 2/17 - 2/22	4	11/21 - 12/2
1938-39	4	11/13 - 11/20	4	(3x) last - 1/31 - 2/5	3	2/26 - 3/5	5	2/25 - 3/7
1939-40	10	12/19 - 1/13	19	11/23 - 1/13	2	(2x) last - 2/18 - 2/22	4	11/5 - 11/16
1940-41	5	2/18 - 3/1	5	2/18 - 3/1	4	2/11 - 2/16	4	2/11 - 2/16
1941-42	7	1/18 - 2/5	7	(2x) last - 1/18 - 2/5	4	(2x) last - 2/10 - 2/17	4	(2x) last - 2/10 - 2/17
1942-43	3	12/25 - 12/29	3	12/25 - 12/29	5	1/10 - 1/21	19	12/31 - 2/20
1943-44	2	(3x) last - 1/16 - 1/22	2	(3x) last - 1/16 - 1/22	11	10/30 - 11/27	21	1/23 - 3/19
1944-45	2	(2x) last - 2/18 - 2/22	5	12/31 - 1/11	6	3/1 - 3/11	8	2/24 - 3/11
1945-46	2	3/13 - 3/17	4	12/30 - 1/6	5	1/16 - 1/26	6	(2x) last - 12/13 - 12/26
1946-47	3	(2x) last - 1/19 - 1/25	4	12/1 - 12/11	6	3/9 - 3/22	8	11/3 - 11/21
1947-48	4	11/16 - 11/30	7	12/6 - 12/17	5	11/6 - 11/15	7	(2x) last - 3/3 - 3/16
1948-49	3	12/19 - 12/25	6	12/12 - 12/25	5	(2x) last - 3/2 - 3/12	8	3/2 - 3/16
1949-50	4	(2x) last - 2/18 - 2/23	8	2/5 - 2/23	7	(2x) last - 3/11 - 3/22	9	1/8 - 1/28
1950-51	3	(2x) last - 2/11 - 2/15	6	12/10 - 12/24	5	3/14 - 3/21	15	10/19 - 11/19
1951-52	3	1/1 - 1/6	4	(3x) last - 2/17 - 2/24	3	(3x) last - 3/1 - 3/4	5	(4x) last - 2/27 - 3/4
1952-53	2	(3x) last - 3/7 - 3/8	4	2/1 - 2/11	4	10/9 - 10/18	8	11/27 - 12/14
1953-54	4	1/1 - 1/10	4	(2x) last - 2/14 - 2/21	3	(2x) last - 12/26 - 12/29	7	12/2 - 12/13
1954-55	2	(3x) last - 3/12 - 3/13	4	2/9 - 2/16	4	(2x) last - 2/27 - 3/6	14	12/1 - 12/26
1955-56	4	11/30 - 12/7	8	11/20 - 12/7	4	(2x) last - 2/18 - 2/23	4	(4x) last - 2/18 - 2/23
1956-57	3	2/16 - 2/20	7	2/24 - 3/10	6	10/31 - 11/14	10	10/28 - 11/21
1957-58	3	(4x) last - 2/23 - 3/1	9	2/14 - 3/8	5	12/25 - 1/5	8	12/25 - 1/12
1958-59	5	11/8 - 11/19	6	11/8 - 11/22	6	2/7 - 2/18	7	2/7 - 2/21
1959-60	3	12/5 - 12/13	5	3/5 - 3/13	5	1/14 - 1/23	10	1/14 - 2/3
1960-61	2	(5x) last 2/19 - 2/22	5	1/8 - 1/18	5	(2x) last - 12/28 - 1/7	8	10/27 - 11/13
1961-62	3	12/20 - 12/25	7	11/8 - 11/23	10	1/3 - 1/28	10	1/3 - 1/28
1962-63	3	11/18 - 11/22	5	12/27 - 1/5	3	(7x) last - 3/10 - 3/17	6	12/2 - 12/13
1963-64	4	1/1 - 1/9	5	1/25 - 2/2	7	10/31 - 11/16	9	11/28 - 12/14
1964-65	2	(5x) last - 2/27 - 2/28	3	(4x) last - 1/16 - 1/23	4	(4x) last - 2/13 - 2/20	7	(2x) last - 3/6 - 3/21
1965-66	2	(2x) last - 3/2 - 3/3	6	10/30 - 11/11	6	3/16 - 3/31	11	11/25 - 12/18
1966-67	5	12/7 - 12/17	5	(3x) last - 12/7 - 12/17	2	(9x) last - 4/1 - 4/2	9	2/26 - 3/18
1967-68	6	2/24 - 3/6	8	(2x) last - 2/3 - 2/18	3	3/10 - 3/14	4	3/9 - 3/14
1968-69	5	1/23 - 1/30	8	3/2 - 3/19	3	(2x) last - 2/12 - 2/15	8	12/5 - 12/21
1969-70	5	(2x) last - 1/30 - 2/11	14	11/17 - 12/10	3	(2x) last - 3/11 - 3/15	9	2/26 - 3/15
1970-71	7	12/11 - 12/23	11	2/20 - 3/14	3	3/18 - 3/21	4	(2x) last - 1/27 - 2/3
1971-72	7	2/20 - 3/5	16	2/6 - 3/11	2	(2x) last - 4/1 - 4/2	6	3/25 - 4/2

LONGEST TEAM STREAKS YEAR-BY-YEAR

YEAR	WINNING STREAK		POINT STREAK		LOSING STREAK		WINLESS STREAK	
1972-73	10	1/19 - 2/10	16	1/7 - 2/11	4	3/24 - 3/31	5	3/24 - 4/1
1973-74	8	2/16 - 3/6	10	(2x) last - 2/10 - 3/6	4	10/20 - 10/28	4	10/20 - 10/28
1974-75	8	12/27 - 1/11	8	12/27 - 1/11	3	10/31 - 11/5	4	(2x) last - 2/16 - 2/22
1975-76	3	(2x) last - 3/27 - 3/31	7	11/30 - 12/13	4	(2x) last - 3/20 - 3/25	9	2/20 - 3/11
1976-77	3	3/19 - 3/23	9	11/22 - 12/8	4	2/26 - 3/5	5	1/5 - 1/13
1977-78	5	3/22 - 3/29	6	3/19 - 3/29	6	1/20 - 2/1	7	(2x) last - 1/20 - 2/4
1978-79	7	10/22 - 11/5	7	10/22 - 11/5	2	(7x) last - 4/6 - 4/8	4	(2x) last - 3/25 - 4/1
1979-80	5	2/24 - 3/5	7	12/1 - 12/12	3	(3x) last - 3/19 - 3/23	5	(3x) last - 3/19 - 3/28
1980-81	5	12/3 - 12/12	5	12/3 - 12/12	4	10/12 - 10/19	9	10/28 - 11/14
1981-82	5	3/17 - 3/26	9	3/8 - 3/26	3	(2x) last - 10/25 - 10/31	5	11/21 - 11/29
1982-83	5	11/17 - 11/27	7	12/30 - 1/12	4	(2x) last - 3/3 - 3/11	8	1/12 - 1/27
1983-84	5	10/5 - 10/13	6	2/4 - 2/15	4	2/29 - 3/7	5	(3x) last - 2/28 - 3/7
1984-85	4	10/20 - 10/27	4	(2x) last - 12/30 - 1/6	5	1/31 - 2/7	7	1/31 - 2/10
1985-86	6	2/8 - 2/24	6	2/8 - 2/24	4	10/12 - 10/19	4	(3x) last - 1/23 - 1/31
1986-87	4	1/31 - 2/7	6	10/15 - 10/26	4	3/15 - 3/21	5	10/25 - 11/5
1987-88	4	(2x) last - 2/25 - 3/2	7	12/26 - 1/6	8	10/28 - 11/14	9	10/26 - 11/14
1988-89	7	10/16 - 10/30	7	(2x) last - 12/23 - 1/7	5	(2x) last - 3/26 - 4/2	5	(2x) last - 3/26 - 4/2
1989-90	4	2/23 - 3/2	8	10/15 - 10/28	4	12/10 - 12/17	11	12/9 - 12/31
1990-91	6	10/20 - 10/31	10	11/7 - 11/26	8	3/7 - 3/23	8	3/7 - 3/23
1991-92	7	12/13 - 12/26	8	(2x) last - 3/11 - 3/24	3	(2x) last - 3/4 - 3/9	3	(2x) last - 3/4 - 3/9
1992-93	4	12/6 - 12/13	5	10/18 - 10/26	7	4/5 - 4/16	7	4/5 - 4/16
1993-94	7	10/30 - 11/13	14	10/24 - 11/24	3	(2x) last - 1/5 - 1/10	3	(3x) last - 3/10 - 3/14
1994-95	3	4/12 - 4/16	4	2/26 - 3/3	7	3/11 - 3/30	7	3/11 - 3/30
1995-96	4	(2x) last - 11/29 - 12/4	10	11/27 - 12/13	5	4/7 - 4/14	5	(2x) last - 4/7 - 4/14
1996-97	5	12/13 - 12/22	7	11/26 - 12/9	3	(5x) last - 2/21 - 3/1	8	2/9 - 3/1
1997-98	3	11/14 - 11/18	5	10/3 - 10/11	4	3/21 - 3/26	8	(2x) last - 3/21 - 4/4
1998-99	5	11/29 - 12/7	6	(2x) last - 11/27 - 12/27	4	(2x) last - 1/15 - 1/21	5	10/9 - 10/17
1999-00	7	1/15 - 1/25	7	1/15 - 1/25	5	3/19 - 3/27	9	3/19 - 4/9
2000-01	4	3/28 - 4/1	5	(2x) last - 2/9 - 2/19	6	12/20 - 1/4	9	12/20 - 1/13
2001-02	6	11/3 - 11/14	6	11/3 - 11/14	6	12/31 - 1/12	9	12/31 - 1/17
2002-03	3	(2x) last - 3/17 - 3/22	5	2/25 - 3/7	5	(2x) last - 1/25 - 2/5	7	1/25 - 2/8
2003-04	2	(4x) last - 12/29 - 12/30	4	11/23 - 11/28	8	3/12 - 3/25	8	3/12 - 3/25
2005-06	7	2/1 - 3/2	9	1/28 - 3/2	5	4/9 - 4/18	6	3/4 - 3/14
2006-07	5	(2x) last - 3/17 - 3/25	7	2/27 - 3/11	7	12/16 - 12/29	7	12/16 - 12/29
2007-08	5	11/8 - 11/17	13	2/9 - 3/10	3	12/3 - 12/7	5	1/2 - 1/10
2008-09	5	10/4 - 10/13	5	10/4 - 10/13	2	(7x) last - 4/2 - 4/4	5	1/28 - 2/9
2009-10	7	10/3 - 10/17	7	(2x) last - 12/31 - 1/12	5	1/21 - 1/30	5	(3x) last - 1/21 - 1/30
2010-11	5	3/12 - 3/22	7	3/12 - 3/26	4	2/3 - 2/11	6	1/25 - 2/11
2011-12	7	10/31 - 11/15	8	10/29 - 11/15	3	3/6 - 3/9	3	3/6 - 3/9
2012-13	4	2/28 - 3/7	5	2/7 - 2/17	3	3/12 - 3/16	4	2/19 - 2/26
2013-14	5	3/18 - 3/26	5	(2x) last - 3/18 - 3/26	3	(2x) last - 12/8 - 12/12	4	12/7 - 12/12
2014-15	8	12/8 - 12/27	10	2/8 - 2/26	3	10/11 - 10/14	3	(2x) last - 11/13 - 11/17
2015-16	9	10/25 - 11/15	13	10/18 - 11/15	3	(2x) last - 12/17 - 12/20	3	(5x) last - 3/27 - 4/2
2016-17	6	2/2 - 2/13	6	2/2 - 2/13	3	1/13 - 1/17	3	(2x) last - 3/26 - 3/31
2017-18	6	10/31 - 11/11	6	10/31 - 11/11	6	2/13 - 2/23	7	2/13 - 2/25

LONGEST HOME TEAM STREAKS YEAR-BY-YEAR

YEAR	WINNING STREAK		POINT STREAK		LOSING STREAK		WINLESS STREAK	
1926-27	3	(2x) last - 3/20 - 3/25	6	1/6 - 1/23	2	2/22 - 2/24	3	2/22 - 3/13
1927-28	3	1/22 - 1/31	4	1/22 - 2/7	2	(2x) last - 2/12 - 2/19	4	11/22 - 12/15
1928-29	5	11/25 - 12/20	5	(2x) last - 12/30 - 1/22	2	1/27 - 1/28	2	(3x) last - 3/10 - 3/14
1929-30	4	(2x) last - 1/14 - 1/28	7	1/14 - 2/13	2	2/18 - 2/23	4	2/18 - 3/11
1930-31	3	2/22 - 3/10	4	2/22 - 3/15	3	1/20 - 1/29	5	1/11 - 1/29
1931-32	8	12/13 - 1/14	8	12/13 - 1/14	2	1/28 - 2/2	3	2/16 - 2/25
1932-33	3	(2x) last - 12/25 - 1/3	6	12/25 - 1/19	3	1/22 - 1/31	4	2/9 - 3/5
1933-34	6	1/2 - 1/28	8	1/2 - 2/6	3	3/6 - 3/15	4	12/7 - 12/21
1934-35	2	(3x) last - 2/14 - 2/19	10	12/25 - 2/3	3	(2x) last - 2/28 - 3/17	4	2/24 - 3/17
1935-36	2	(4x) last - 3/12 - 3/17	8	11/19 - 12/31	3	1/2 - 1/12	4	2/16 - 3/8
1936-37	2	(3x) last - 2/18 - 2/23	9	11/19 - 1/5	3	3/7 - 3/16	4	1/28 - 2/14
1937-38	5	1/18 - 2/13	9	12/31 - 2/13	2	2/17 - 2/22	2	(3x) last - 2/17 - 2/22
1938-39	5	12/31 - 1/22	5	12/31 - 1/22	2	(2x) last - 2/26 - 3/2	4	2/26 - 3/12
1939-40	14	12/19 - 2/25	18	11/28 - 2/25	3	11/12 - 11/19	3	11/12 - 11/19
1940-41	5	2/23 - 3/16	5	(2x) last - 2/23 - 3/16	2	(3x) last - 2/13 - 2/16	2	(4x) last - 2/13 - 2/16
1941-42	6	(2x) last - 1/6 - 2/5	13	11/25 - 2/5	4	11/15 - 11/23	4	11/15 - 11/23
1942-43	2	(2x) last - 2/21 - 2/25	2	(5x) last - 3/7 - 3/14	4	1/10 - 1/31	9	12/31 - 2/18
1943-44	3	12/12 - 12/26	4	11/28 - 12/26	5	(2x) last - 12/31 - 1/13	10	1/30 - 3/19
1944-45	3	2/15 - 2/22	4	(2x) last - 2/15 - 2/25	3	(2x) last - 3/1 - 3/11	8	11/12 - 12/27
1945-46	2	1/6 - 1/13	4	(2x) last - 1/27 - 2/14	4	12/13 - 12/26	6	2/3 - 3/3
1946-47	6	1/12 - 2/19	7	1/12 - 2/23	6	2/26 - 3/16	7	2/23 - 3/16
1947-48	2	(3x) last - 2/29 - 3/2	4	12/7 - 12/17	3	3/14 - 3/21	5	1/18 - 2/18
1948-49	3	12/12 - 12/19	4	(2x) last - 12/31 - 1/9	2	(2x) last - 2/10 - 2/13	5	11/13 - 12/7
1949-50	5	(2x) last - 12/21 - 1/4	6	(3x) last - 1/29 - 2/26	4	3/12 - 3/21	5	10/29 - 11/13
1950-51	5	12/24 - 1/7	8	12/13 - 1/7	3	(2x) last - 3/14 - 3/21	6	10/25 - 11/19
1951-52	3	12/19 - 12/26	6	12/19 - 1/6	3	(2x) last - 2/27 - 3/9	5	1/9 - 2/10
1952-53	2	(2x) last - 2/25 - 3/1	3	11/19 - 11/26	2	(2x) last - 3/18 - 3/22	4	(3x) last - 3/11 - 3/22
1953-54	3	(2x) last - 1/3 - 1/10	5	11/25 - 12/9	2	(2x) last - 12/27 - 12/29	4	12/2 - 12/13
1954-55	3	10/20 - 10/27	7	12/12 - 1/2	5	2/20 - 3/6	8	12/1 - 12/26
1955-56	4	2/26-3/11	9	11/9-12/7	2	2/19-2/22	2	(5x) last-3/15-3/18
1956-57	5	2/6-2/24	8	(2x) last-2/6-3/10	5	1/6-2/2	7	10/28-11/25
1957-58	4	(2x) last-2/16-2/26	5	2/16-3/2	5	11/24-12/8	7	12/25-1/29
1958-59	3	(2x) last-12/21-12/31	4	(2x) last-2/22-3/8	4	3/11-3/22	4	(2x) last-3/11-3/22
1959-60	3	12/6-12/20	5	11/25-12/20	3	(2x) last-12/23-12/29	6	1/6-2/6
1960-61	2	(4x) last-3/1-3/5	5	2/1-2/22	3	(2x) last-12/28-1/4	5	11/27-12/21
1961-62	3	2/10-2/21	9	10/25-12/3	5	12/27-1/28	5	12/27-1/28
1962-63	2	(2x) last-3/20-3/24	4	2/6-2/20	3	(2x) last-1/27-2/3	5	(2x) last-1/6-2/3
1963-64	4	1/4-1/26	6	1/4-2/2	3	3/11-3/22	4	3/8-3/22
1964-65	3	10/28-11/11	3	10/28-11/11	4	12/16-12/29	9	11/29-1/3
1965-66	2	(3x) last-3/9-3/13	6	2/23-3/13	3	3/16-3/27	6	11/27-12/12
1966-67	4	12/7-12/21	5	10/23-11/16	3	2/26-3/8	5	2/26-3/15
1967-68	4	2/25-3/6	7	12/27-1/28	2	3/10-3/13	3	12/23-12/30
1968-69	7	1/5-2/8	18	1/5-3/30	2	12/15-12/18	4	12/8-12/18
1969-70	8	12/31-2/15	12	12/28-2/25	3	3/15-3/25	6	3/1-3/25
1970-71	9	2/10-3/14	24	10/14-1/31	1	(2x) last-3/21	3	1/27-2/3
1971-72	9	11/10-12/15	18	10-17-12/29	1	(6x) last-4-2	3	(2x) last-3/26-4/4

LONGEST HOME TEAM STREAKS YEAR-BY-YEAR

YEAR	WINNING STREAK		POINT STREAK		LOSING STREAK		WINLESS STREAK	
1972-73	6	(2x) last-10/25-11/15	10	(2x) last-1/7-2/28	2	3/25-3/28	3	3/25-4/1
1973-74	7	2/6-3/10	11	(2x) last-1/6-3/10	2	(2x) last-3/14-3/20	2	(3x) last-3/27-3/31
1974-75	6	12/27-1/26	7	12/27-2/2	3	3/2-3/9	3	(2x) last-3/2-3/9
1975-76	3	3/28-4/4	4	2/29-3/17	3	2/4-2/13	5	(2x) last-2/22-3/7
1976-77	3	11/17-12/1	8	11/17-12/22	7	10/20-11/14	7	10/20-11/14
1977-78	2	(4x) last-3/27-3/29	3	(5x) last-3/8-3/15	4	1/9-2/1	6	12/28-2/1
1978-79	3	10/22-10/29	7	1/17-3/3	3	3/14-3/25	4	3/14-3/27
1979-80	8	2/20-3/16	8	2/20-3/16	2	11/21-11/25	5	11/21-12/5
1980-81	3	(2x) 2/18-2/25	6	2/18-3/8	3	(2x) last-12/22-12/31	4	3/1-3/11
1981-82	4	(2x) last-1/7-1/20	7	1/7-2/18	3	10/21-10/28	5	11/22-12/9
1982-83	7	11/17-12/15	7	11/17-12/15	4	1/16-1/30	5	1/12-1/30
1983-84	7	12/21-1/18	7	12/21-1/18	3	10/26-10/30	3	(2x) last-11/23-11/30
1984-85	4	1/24-2/17	5	1/16-2/17	3	2/21-2/28	6	11/25-12/7
1985-86	5	2/12-2/27	5	2/12-2/27	3	(2x) last-3/2-3/12	3	(4x) last-3/2-3/12
1986-87	2	(5x) last-2/15-2/17	3	(3x) last-12/23-1/5	2	(5x) last-4/1-4/5	3	(2x) last-1/5-1/9
1987-88	5	2/25-3/15	6	11/15-12/16	3	10/28-11/10	4	10/26-11/10
1988-89	6	10/16-11/9	7	10/16-11/11	2	(6x) last-3/26-4/2	3	11/11-11/21
1989-90	5	2/19-3/5	7	10/11-10/27	3	12/10-12/17	6	12/10-12/31
1990-91	8	10/8-10/31	8	10/8-10/31	2	(4x) last-3/13-3/17	3	(2x) last-1/15-2/3
1991-92	5	12/2-12/23	11	1/14-3/1	2	3/4-3/9	2	(2x) last-3/4-3/9
1992-93	4	10/12-10/21	7	12/27-2/3	7	3/24-4/14	7	3/24-4/14
1993-94	4	(3x) last-4/1-4/12	16	10/24-1/5	2	1/5-1/10	2	(3x) last-3/4-3/7
1994-95	5	4/12-4/26	5	4/12-4/26	4	3/15-4/7	4	3/15-4/7
1995-96	6	10/24-11/21	24	10/24-2/15	3	(2x) last-4/8-4/12	9	2/15-3/24
1996-97	6	12/16-1/4	7	12/16-1/6	3	11/4-11/13	4	(2x) last-1/13-2/2
1997-98	3	(2x) last-3/11-3/18	4	3/9-3/18	5	3/21-4/7	6	1/22-3/9
1998-99	3	(2x) last-2/19-2/28	5	2/19-3/8	4	1/15-2/1	5	3/10-3/21
1999-00	4	12/3-12/15	4	12/3-12/15	5	3/21-4/9	7	3/13-4/9
2000-01	3	(3x) last-1/14-1/18	3	(3x) last-1/14-1/18	4	10/16-10/27	5	12/20-1/8
2001-02	5	11/6-11/20	5	11/6-11/20	5	3/13-3/27	5	3/13-3/27
2002-03	3	(3x) last-2/14-3/1	5	2/14-3/7	4	1/19-2/5	5	12/19-1/6
2003-04	2	(3x) last-12/18-12/22	4	10/16-10/25	5	3/7-3/31	5	3/7-3/31
2005-06	5	11/19-12/5	7	12/22-1/22	3	13-12/20	3	12/13-12/20
2006-07	5	3/17-4/5	6	11/5-11/28	3	(3x) last - 1/20-2/5	3	(3x) last - 1/20-2/5
2007-08	5	10/29-11/8	11	2/16-4/4	2	(4x) last - 2/5-2/7	2	(4x) last - 2/5-2/7
2008-09	4	(2x) last - 3/24-4/9	4	(4x) last - 3/24-4/9	1	(11x) last - 3/22	2	(2x) last - 2/22-2/26
2009-10	4	10/3-10/14	4	(2x) last - 2/14-3/14	3	(3x) last - 1/25-2/4	5	11/30-12/16
2010-11	4	3/6-3/22	6	3/6-4/4	4	2/20-3/3	4	2/20-3/3
2011-12	7	10/31-11/29	8	10/29-11/29	2	(2x) last - 4/1-4/7	2	(4x) last - 4/1-4/7
2012-13	6	4/1-4/27	7	3/24-4/27	2	2/19-2/26	2	(2x) last - 3/21-3/24
2013-14	2	(8x) last - 4/8-4/10	5	12/22-1/12	3	(2x) last - 12/8-12/12	5	12/2-12/12
2014-15	5	(2x) last - 2/22-3/15	10	1/31-3/15	2	(2x) last - 3/24-3/29	2	(5x) last - 3/24-3/29
2015-16	9	10/19-11/23	10	(2x) last - 12/22-2/14	2	(2x) last - 3/6-3/13	2	(4x) last - 3/27-4/2
2016-17	6	10/23-11/6	6	(2x) last - 2/5-2/21	4	2/26-3/13	8	2/21-3/31
2017-18	8	10/26-11/26	8	10/26-11/26	2	(5x) last - 3/26-3/30	4	(2x) last - 2/18-3/6

LONGEST ROAD TEAM STREAKS YEAR-BY-YEAR

YEAR	WINNING STREAK		POINT STREAK		LOSING STREAK		WINLESS STREAK	
1926-27	4	1/27 - 2/12	6	1/27 - 2/27	3	12/15 - 12/26	3	12/15 - 12/26
1927-28	3	11/15 - 11/29	4	11/15 - 12/1	3	12/27 - 1/14	4	2/26 - 3/10
1928-29	2	(2x) last - 1/24 - 2/3	6	12/6 - 1/10	3	2/7 - 2/23	4	(2x) last - 2/7 - 2/28
1929-30	2	11/23 - 11/28	3	3/1 - 3/4	3	(2x) last - 1/2 - 1/12	8	1/26 - 3/8
1930-31	2	2/5 - 2/10	5	(2x) last - 1/31 - 2/15	2	12/4 - 12/6	3	(3x) last - 1/13 - 1/31
1931-32	4	11/12 - 11/29	10	11/12 - 1/3	4	3/6 - 3/22	4	3/6 - 3/22
1932-33	2	(4x) last - 2/26 - 3/12	3	(2x) last - 1/24 - 2/2	2	(3x) last - 3/16 - 3/21	4	12/13 - 1/10
1933-34	4	12/2 - 12/24	4	12/2 - 12/24	4	11/11 - 11/25	4	11/11 - 11/25
1934-35	7	1/12 - 2/12	7	1/12 - 2/12	4	11/10 - 12/4	4	11/10 - 12/4
1935-36	2	3/15 - 3/22	3	(2x) last - 3/10 - 3/22	3	1/18 - 1/26	4	(2x) last - 2/25 - 3/10
1936-37	2	(2x) last - 12/6 - 12/12	2	(3x) last - 1/26 - 2/4	4	2/11 - 3/4	4	2/11 - 3/4
1937-38	4	12/11 - 12/23	4	12/11 - 12/23	2	11/27 - 12/2	3	3/6 - 3/20
1938-39	3	(2x) last - 2/2 - 2/12	3	(3x) last - 2/2 - 2/12	1	(8x) last - 3/18	4	1/5 - 1/19
1939-40	3	1/2 - 1/13	11	11/5 - 1/13	3	2/11 - 2/22	6	2/1 - 2/22
1940-41	3	2/18 - 3/1	3	(2x) last - 2/18 - 3/1	4	12/10 - 12/28	6	12/10 - 1/4
1941-42	3	(3x) last - 1/20 - 2/3	3	(3x) last - 1/20 - 2/3	3	12/13 - 12/23	3	(2x) last - 3/3 - 3/7
1942-43	2	12/25 - 12/29	3	12/19 - 12/29	6	1/24 - 2/27	11	1/1 - 2/27
1943-44	1	(2x) last - 1/22	1	(3x) last - 3/12	10	10/30 - 12/23	11	1/23 - 3/18
1944-45	1	(4x) last - 1/24	1	(7x) last - 2/24	3	(4x) last - 3/7 - 3/10	9	1/27 - 3/10
1945-46	1	(5x) last - 3/13	3	2/16 - 2/27	7	1/12 - 2/7	12	11/28 - 2/7
1946-47	2	(4x) last - 1/22 - 1/25	2	(4x) last - 1/22 - 1/25	5	10/26 - 11/21	5	10/26 - 11/21
1947-48	3	11/19 - 11/30	6	11/19 - 12/13	5	10/19 - 11/9	8	2/4 - 3/13
1948-49	2	12/23 - 12/25	3	12/18 - 12/25	8	2/9 - 3/16	8	2/9 - 3/16
1949-50	3	2/9 - 2/23	4	2/5 - 2/23	4	1/14 - 1/25	8	1/14 - 2/5
1950-51	1	(6x) last - 3/1	3	2/4 - 2/15	3	3/10 - 3/17	10	10/19 - 11/25
1951-52	2	2/7 - 2/9	4	1/17 - 1/26	6	12/1 - 12/29	10	11/4 - 12/29
1952-53	1	(6x) last - 3/7	3	12/20 - 1/8	6	10/30 - 11/27	16	10/9 - 12/20
1953-54	2	(4x) last - 3/13 - 3/20	3	1/28 - 2/4	8	11/15 - 12/26	9	11/8 - 12/26
1954-55	1	(7x) last - 3/12	3	1/23 - 1/29	9	11/27 - 1/8	11	11/20 - 1/8
1955-56	2	(5x) last-1/28-1/29	3	(2x) last-1/14-1/17	7	2/4-3/3	7	2/4-3/3
1956-57	2	(2x) last-1/26-1/27	3	(2x) last-3/2-3/9	5	10/14-11/8	6	10/14-11/18
1957-58	3	(2x) last-3/12-3/22	9	2/8-3/22	3	1/25-2/2	4	12/7-12/19
1958-59	3	1/26-2/5	3	(2x) last-1/26-2/5	3	(2x) last-2/8-2/18	7	10/8-11/4
1959-60	1	(7x) last-3/12	2	(2x) last-3/10-3/12	5	1/14-1/23	7	(2x) last-1/14-1/30
1960-61	2	12/4-12/10	4	1/12-1/18	10	2/8-3/15	10	2/8-3/15
1961-62	2	12/25-1/1	2	(4x) last-12/25-1/1	7	1/3-1/27	7	1/3-1/27
1962-63	2	2/26-2/28	2	(4x) last-2/26-2/28	4	2/10-2/23	6	12/22-1/13
1963-64	2	1/1-1/9	2	(2x) last-1/25-1/30	7	10/26-11/28	13	10/26-12/25
1964-65	2	(2x) last-2/27-3/4	3	(3x) last-1/16-1/23	7	1/24-2/24	8	1/23-2/24
1965-66	2	10/30-11/6	3	10/30-11/11	9	1/19-2/13	11	11/20-1/15
1966-67	2	(3x) last-2/19-2/25	6	11/12-12/17	3	1/21-1/28	7	3/1-4/1
1967-68	4	2/15-2/29	8	2/3-3/9	4	(2x) last-12/7-12/16	4	(2x) last-12/7-12/16
1968-69	3	(2x) last-3/6-3/19	4	3/5-3/19	6	2/1-3/1	7	(2x) last-2/1-3/5
1969-70	3	11/7-11/15	5	11/7-11/22	3	3/6-3/14	8	2/13-3/14
1970-71	4	1/2-1/12	4	(3x) last-2/20-3/10	3	2/9-2/17	4	1/15-1/30
1971-72	3	(4x) last-2/22-3/11	8	10/9-11/6	2	11/20-11/27	3	3/23-4/1

LONGEST ROAD TEAM STREAKS YEAR-BY-YEAR

YEAR	WINNING STREAK		POINT STREAK		LOSING STREAK		WINLESS STREAK	
1972-73	5	1/19-2/10	10	12/20-2/10	3	10/7-10/14	4	11/23-12/1
1973-74	4	2/16-3/2	5	2/14-3/2	4	12/23-1/10	7	10/20-11/15
1974-75	4	12/30-1/11	4	12/30-1/11	5	3/11-3/29	6	3/11-4/3
1975-76	3	12/5-12/13	4	12/4-12/13	4	(4x) last-3/16-3/25	4	(4x) last-3/16-3/25
1976-77	1	(12x) last-3/19	5	11/22-12/4	4	(2x) last-2/26-3/12	5	(2x) last-1/19-2/3
1977-78	3	3/22-3/25	4	3/19-3/25	4	4/1-4/8	7	1/20-2/22
1978-79	7	10/28-11/29	7	10/28-11/29	3	(3x) last-3/28-4/6	3	(3x) last-3/28-4/6
1979-80	4	12/1-12/12	4	12/1-12/12	5	10/20-11/3	5	10/20-11/3
1980-81	4	(2x) last-1/23-1/31	4	(2x) last-1/23-1/31	7	2/5-3/10	10	10/18-11/22
1981-82	4	(2x) last-3/11-3/26	8	12/2-1/15	3	10/9-10/17	3	(4x) last-2/4-2/10
1982-83	2	(3x) last-3/29-3/31	3	1/29-2/5	4	10/16-11/5	6	(2x) last-11/28-12/26
1983-84	2	(4x) last-3/9-3/10	5	2/4-2/11	3	2/29-3/7	8	2/9-3/7
1984-85	3	10/20-10/27	3	10/20-10/27	7	1/19-2/7	9	1/19-2/10
1985-86	4	1/14-1/22	5	1/14-1/27	4	10/12-11/2	4	10/12-11/2
1986-87	2	(4x) last-3/12-3/14	3	10/15-10/25	3	11/9-11/19	3	(4x) last-1/19-1/23
1987-88	3	1/22-1/30	4	1/22-2/2	6	10/31-11/19	6	10/31-11/19
1988-89	4	1/18-1/23	8	12/23-1/23	7	3/3-4/1	7	3/3-4/1
1989-90	2	(4x) last-2/13-2/16	4	2/13-2/23	6	12/16-1/6	8	12/2-1/6
1990-91	3	2/28-1/5	6	11/9-11/24	7	3/7-3/30	6	1/30-2/28
1991-92	4	(2x) last-1/23-2/1	5	1/22-2/1	3	2/7-2/20	3	2/7-2/20
1992-93	3	3/11-4/4	4	12/11-12/21	6	12/26-1/16	7	12/26-1/19
1993-94	6	10/30-11/24	6	10/30-11/24	2	(4x) last-3/12-3/14	4	3/10-3/22
1994-95	4	2/20-3/1	4	2/20-3/1	5	3/5-3/25	5	3/5-3/25
1995-96	3	(2x) last-12/21-12/30	5	10/14-10/31	3	4/4-4/14	3	(3x) last-4/4-4/14
1996-97	5	11/26-12/21	5	11/26-12/21	3	(5x) last-3/27-4/4	7	2/9-3/1
1997-98	2	2/26-3/4	3	(3x) last-2/7-3/4/98	5	3/7-3/26	7	3/7-4/4
1998-99	3	3/4-3/14	3	3/4-3/14	3	12/11-12/19	5	10/9-11/7
1999-00	5	1/15-1/25	5	1/15-1/25	2	(4x) last-3/19-3/26	7	11/26-1/2
2000-01	4	3/29-4/5	4	3/29-4/5	5	(2x) last-12/15-1/13	12	11/24-1/20
2001-02	4	3/30-4/6	4	3/30-4/6	7	12/31-1/17	7	12/31-1/17
2002-03	4	1/11-1/23	4	1/11-1/23	3	(2x) last-12/5-12/21	7	11/16-12/21
2003-04	2	(2x) last-12/29-12/30	3	11/25-11/28	5	3/12-3/21	5	(2x) last-3/12-3/21
2005-06	6	1/19-3/2	6	1/19-3/2	3	(2x) last - 4/9-4/15	6	3/4-3/25
2006-07	4	11/1-11/10	5	(2x) last 3/8-3/25	5	12/16-12/29	5	12/16-12/29
2007-08	5	11/10-11/21	10	1/31-3/10	3	10/6-10/18	6	(2x) last-1/2-1/29
2008-09	3	1/10-1/16	5	10/4-10/27	5	1/18-2/9	9	1/18-2/21
2009-10	4	12/17-12/31	8	12/5-1/9	4	1/16-1/30	4	(2x) last - 11/6 - 1/30
2010-11	4	11/26-12/9	4	4/26-12/9	4	2/5-2/18	4	2/5-2/18
2011-12	4	3/24-4/3	5	1/21-2/14	3	3/6-3/9	4	3/2-3/9
2012-13	2	(2x) last-3/19-3/26	2	(2x) last-4/5-4/6	3	3/12-3/16	3	3/28-4/5
2013-14	6	(2x) last - 1/4-2/7	6	(2x) last - 1/4-2/7	3	10/8-10/12	3	10/8-10/12
2014-15	6	3/8-3/26	7	3/4-3/26	2	(2x) last - 1/27-2/7	4	10/25-11/26
2015-16	3	(2x) last - 2/6-2/18	5	3/4-3/17	3	12/17-12/28	8	11/27-12/28
2016-17	5	2/23-3/7	5	2/23-3/7	2	(2x) last - 4/5-4/8	4	3/26-4/8
2017-18	3	2/28-3/3	5	12/16-1/6	5	1/7-1/23	5	(2x) last - 3/8-3/28

RANGERS VS. NHL YEAR-BY-YEAR

YEAR	ANAHEIM			ARIZONA^^^			BOSTON			BUFFALO			CALGARY#			CAROLINA##			CHICAGO			COLORADO###			COLUMBUS			DALLAS^			DETROIT**			EDMONTON			FLORIDA			LOS ANGELES			MINNESOTA			MONTREAL		
2017-18	1	1	0	2	0	0	2	1	0	3	0	0	2	0	0	4	0	0	0	2	0	0	2	0	1	3	0	0	1	1	1	0	2	2	0	0	1	1	1	1	1	1	0	0	2	0	1	2	0
2016-17	1	1	0	2	0	0	3	0	0	1	2	0	2	0	0	2	2	0	1	1	0	2	0	0	2	3	0	1	1	0	2	1	0	2	0	0	1	0	2	2	0	0	1	1	0	0	2	1
2015-16	2	0	0	2	0	0	2	1	0	2	1	0	1	0	1	3	1	0	1	1	0	1	1	0	4	0	0	2	0	0	2	0	1	1	1	0	2	1	0	0	0	2	1	1	0	1	2	0
2014-15	2	0	0	2	0	0	1	2	0	3	0	0	2	0	0	5	0	0	1	1	0	1	0	1	3	1	0	0	1	1	1	1	1	1	1	0	3	0	0	1	1	0	2	0	0	1	2	0
2013-14	0	2	0	1	1	0	0	3	0	3	0	0	1	1	0	3	1	0	2	0	0	1	0	1	2	1	1	2	0	0	3	0	0	1	1	0	3	0	0	1	1	0	1	1	0	1	1	1
2012-13							2	1	0	2	1	0				3	0	0																			1	2	0									0	3	0
2011-12	1	0	1	2	0	0	3	1	0	3	1	0	1	0	0	4	0	0	0	2	0	0	1	0	1	0	0	0	1	0	1	0	0	1	0	0	3	1	0	0	0	1	1	0	0	2	2	0
2010-11	0	1	0	1	0	0	3	1	0	2	2	0	1	0	0	2	2	0	1	0	0	0	2	0	0	1	0	1	0	0	0	1	0	1	0	0	2	2	0	1	0	0	1	1	0	1	3	0
2009-10	1	0	0	1	1	0	3	1	0	1	2	1	0	1	0	2	1	0	0	1	1	0	1	0	1	0	0	1	0	0	0	0	0	1	0	0	3	1	0	1	1	0	0	1	0	1	2	1
2008-09	2	0	0	1	0	0	2	2	0	1	2	1	0	1	0	2	2	0	2	0	0	1	0	0	1	0	0	0	2	0	0	0	1	0	0	1	1	2	1	1	0	0	1	0	0	2	2	0
2007-08	0	1	0	0	1	0	1	1	2	4	0	0	0	1	0	2	2	0				0	0	1				0	1	0				0	0	1	2	1	1	0	1	0	0	1	0	0	3	0	1
2006-07	1	0	0	1	0	0	4	0	0	0	1	3				3	1	0	1	0	0				0	1	0	1	0	0	0	1	0				2	2	0	0	1	0				3	1	0
2005-06				0	2	0	4	0	0	2	2	0	1	0	0	1	3	0	0	0	0	1	0	1	0	0	1	0				0	1	0	1	0	0	3	0	1				1	0	0	1	2	1
2003-04	0	1	0	1	0	0	1	3	0	1	3	0	0	1	0	1	2	1	0	0	1	0	1	0	1	0	1	1	0	0	1	0	0	0	1	0	2	0	1	1	1	0	0	0	2	0	1	2	1
2002-03	2	0	0	1	0	0	2	2	0	1	2	1	2	0	0	4	0	0	0	1	0	0	1	0	1	1	1	0	0	1	0	1	0	1	0	0	3	1	0	0	1	0	1	0	0	4	0	0
2001-02	0	1	0	0	1	0	3	1	0	3	0	1	0	1	0	1	2	0	1	0	1	0	0	1	0	1	1	1	1	0	0	2	0	0	1	0	3	1	0	1	1	0	2	0	0	4	0	0
2000-01	0	2	0	0	2	0	1	3	0	1	3	0	1	0	0	1	3	0	2	0	0	0	1	0	1	0	0	0	2	0	0	1	0	1	0	0	3	1	0	1	0	1	2	0	0	3	0	1
1999-00	1	0	0	1	0	1	1	2	1	1	1	2	1	0	0	3	1	0	1	0	0	0	2	0				0	2	0	1	0	2	0	1	0	1	3	0	1	1	0				1	1	2
1998-99	0	2	0	1	1	0	1	2	1	0	3	1	1	1	0	2	3	0	0	2	0	1	1	0				0	1	1	1	1	0	2	0	0	2	2	0	1	0	0				0	4	0
1997-98	0	1	1	1	0	1	1	3	0	0	3	1	0	1	1	3	1	0	1	1	0	2	0	0				0	1	1	0	2	0	0	0	2	3	1	1	0	1	1				1	2	1
1996-97	1	1	0	2	0	0	2	1	1	2	1	1	1	1	0	2	2	0	0	2	0	1	0	1				1	1	0	1	1	0	0	1	1	1	3	2	2	0	0				2	2	0
1995-96	1	1	0	1	1	0	3	1	0	2	1	1	1	1	0	1	2	1	0	1	1	1	1	0				1	0	1	1	1	0	1	1	0	2	2	1	1	1	0				1	1	2
1994-95							2	2	0	3	1	0				2	1	0				0	3	0													2	1	1								1	2	1
1993-94	0	2	0	1	1	0	1	2	1	3	1	0	0	1	1	3	1	0	1	1	0	4	0	0				1	1	0	0	2	0	1	0	1	3	2	0	2	0	0				1	2	1
1992-93				2	0	0	1	1	1	1	2	1	0	1	1	1	1	1	1	1	0	0	4	0				0	1	1	1	0	1	1	1	0				2	0	0				1	2	1
1991-92				2	1	0	2	1	0	2	1	0	2	0	1	2	1	0	3	0	0	3	0	0				3	0	0	1	1	1	1	1	0				2	1	0				2	1	0
1990-91				2	1	0	1	1	1	2	0	1	0	2	1	2	1	0	0	3	0	2	1	0				2	0	1	0	3	0	1	1	1				3	0	0				1	2	0
1989-90				1	1	1	3	0	0	0	2	1	1	2	0	2	1	0	1	0	2	3	0	0				1	1	1	2	0	1	2	0	1				1	2	0				0	3	0
1988-89				2	1	0	0	1	2	0	3	0	1	2	0	1	2	0	2	0	1	2	1	0				2	1	0	0	3	0	1	2	0				2	1	0				0	3	0
1987-88				2	0	1	2	1	0	0	3	0	1	2	0	2	1	0	2	0	1	2	1	0				2	1	0	1	1	1	1	2	0				0	3	0				1	1	1
1986-87				1	2	0	2	1	0	2	1	0	1	2	0	0	3	0	1	1	1	2	1	0				1	1	1	1	2	0	0	3	0				2	0	1				0	2	1
1985-86				2	1	0	2	1	0	0	3	0	1	2	0	1	2	0	0	3	0	0	2	1				1	2	0	3	0	0	2	1	0				2	1	0				2	0	1
1984-85				0	3	0	0	1	2	1	1	1	0	2	1	0	1	2	0	3	0	1	2	0				1	2	0	1	2	0	1	1	1				1	2	0				0	2	1
1983-84				2	1	0	0	2	1	1	1	1	2	1	0	1	2	0	2	1	0	2	0	1				1	1	1	3	0	0	1	2	0				1	0	2				1	2	0
1982-83				1	1	1	0	3	0	0	2	1	2	0	1	2	1	0	0	3	0	1	2	0				2	1	0	2	0	1	0	3	0				1	1	1				1	2	0
1981-82					1	1	1	2	0	2	0	1	2	0	1	1	1	1	3	0	0	1	1	1				2	1	0	2	1	0	0	3	0				2	1	0				1	2	0
1980-81				3	1	0	2	2	0	1	2	1	1	2	1	3	1	0	2	1	1	1	1	2				1	1	2	1	2	1	2	1	1				1	3	0				1	2	1
1979-80				2	2	0	2	2	0	1	2	1	0	3	1	2	1	1	1	2	1	2	1	1				1	2	1	3	1	0	3	1	0				3	1	0				0	3	1
1978-79							2	3	0	2	1	1	3	4	1				4	0	0							1	2	1	1	1	2							3	1	0				3	1	0
1977-78							1	4	0	1	2	1	0	6	0				3	1	1							3	0	2	2	1	1							1	3	0				1	3	0
1976-77							0	4	1	0	4	0	1	4	1				2	2	1							5	0	0	3	1	0							0	3	1				1	3	0
1975-76							1	3	0	0	2	3	2	3	1				2	0	3							4	1	0	3	1	0							0	4	0				0	3	1
1974-75							1	3	0	1	4	0	3	3	0				3	1	1							4	1	0	2	1	1							1	1	2				0	2	2
1973-74							1	4	0	2	2	1	2	1	2				1	3	1							4	0	1	3	2	1							2	1					2	4	0
1972-73							3	3	0	1	5	0	4	1	0				2	2	1							3	2	0	3	1	1							3	0	2				0	3	2
1971-72							1	5	0	6	0	0							2	1	3							1	3	2	4	1	1							6	0	0				3	1	2
1970-71							2	2	2	4	0	2							3	3	0							6	0	0	4	1	1							4	0	2				3	3	0

^^^ The Arizona Coyotes totals include the record of the Winnipeg Jets from 1979-80 - 1995-96 and the Phoenix Coyotes from 1996-97 - 2013-14.

The Calgary Flames totals include the record of the Atlanta Flames from 1979-80.

The Carolina Hurricanes totals include the record of the Hartford Whalers from 1979-80 - 1996-97.

The Colorado Avalanche totals include the record of the Quebec Nordiques from 1979-80 - 1994-95.

^ The Dallas Stars totals include the record of the Minnesota North Stars from 1967-68 - 1992-93.

** The Detroit Red Wings totals include the records of the Detroit Cougars and Detroit Falcons.

RANGERS VS. NHL YEAR-BY-YEAR

NASHVILLE			NEW JERSEY^^			NY ISLANDERS			OTTAWA			PHILADELPHIA			PITTSBURGH			ST. LOUIS			SAN JOSE			TAMPA BAY			TORONTO			VANCOUVER			VEGAS			WASHINGTON			WINNIPEG+			DEFUNCT*			TOTALS			
W	L	T	O	W	L	T	O	W	L	T	O	W	L	T	O	W	L	T	O	W	L	T	O	W	L	T	O	W	L	T	O	W	L	T	O	W	L	T	O	W	L	T	O	W	L	T	O	W	L	T	O
1	1		0	1	2		1	0	3		1	1	2		0	1	3		0	2	1		1	0	1	1		0	1	2		0	0	3		0	2	0		0	1	1		0	1	2		1	1	0		34	39		9
2	0		0	3	0		1	1	3		0	1	2		0	3	1		0	2	2		1	1	1		0	1	0		1	2	1		0	2	1		0	1	1		0	2	2		0	2	0		48	28		6
1	1		0	1	2		1	0	3		1	2	1		0	3	1		1	1	2		1	2	1		2	0	1		0	2	1		0	3	0		0	1	1		0	2	2		1	0	2		46	27		9
1	1		0	4	0		0	2	3		0	2	1		0	3	1		0	3	0		1	0		1		1	2	0		0	1	2		0	1	0		1	3	1		0	1	0		1	1		1	53	22		7
1	1		0	2	2		1	3	2		0	2	1		0	2	2		0	2	1		1	0	2		0	0	2		0	1	2		0	2	0		1	2	0		0	1	1		0	2	2		0	1	1		45	31		6
				3	1		0	3	0		1	0	2		1	3	2		0	1	3		1									3	0		0	2	1		0								2	0		1	1	2		26	18		4
1	0		0	3	2		1	4	1		1	1	2		1	6	0		0	2	4		0	0	1		0	1	0		0	1	0		0	2	0		2	2	2		0	1	0		0	2	2		0	4	0		41	18		5
1	0		0	4	2		0	4	2		0	2	1		1	2	4		0	4	1		1	1	1		0	1	0		0	0	2		2	3	0		1	1	0		0	3	1		0	1	3		0	44	33		5
0	1		0	3	2		1	3	2		1	3	1		0	3	2		1	1	4		1	0	2		0	0	0	1		0	3	1		0	3	0		1	0	1		0	1	3		0	1	1		2	38	33		11
1	0		0	3	3		0	5	1		0	2	2		0	4	2		0	3	3		0	0	1		0	0	1		0	4	0		0	1	1		2	0	1		0	1	2		1	2	0		2	43	30		9
				7	0		1	3	3		2	1	3		0	5	1		2	5	3		0						1	0		0	2	2		0	2	2		0	1	0						2	0		2	2	2		42	27		13
0	1		0	3	3		2	3	4		1	1	3		0	6	2		0	3	3		2	1	0		0	1	0		0	2	2		0	2	2		0								3	1		0	1	1		2	42	30		10
1	0		0	4	3		1	5	2		1	1	3		0	4	2		0	5	2		0	1	0		0	0	1		0	2	0		2	3	1		0	0	1		0	2	2		0	2	0		2	44	26		12
0	1	0	1	1	4	1		6	0	0		1	3	0		1	4	0	1	3	2	0	1	0	1	0		0	0	1		1	2	0	1	0	3	0	1	1	0	0						2	1	0	1	1	2	1		27	40	7	8
1	0	1		0	2	3		2	1	2		0	3	0	1	2	2	0	1	2	3	0		0	1	1		2	0	0		1	3	0		3	1	0		0	1	0						1	2	1		0	3	0	1	32	36	10	4
0	1	0		1	3	1		2	3	0		2	1	1		2	3	0		2	1	0	2	0	1	0		1	1	0		2	2	0		1	3	0	0	1	0	1	0					1	3	0	0	3	1	0		36	38	4	4
0	1	0	1	1	2	2		3	2	0		2	2	0		1	4	0		0	4	1		0	1	0		0	1	0		3	1	0		1	3	0	0	1	0	1	0					3	1	0	0	2	2	0		33	43	5	1
1	0	0		0	3	2		2	2	1		0	4	0		1	4	0		2	3	0		1	1	0		0	2	0		2	0	2		2	2	0	1	0	2	0						1	3	0	1	4	0	0		29	41	12	3
2	0	0		0	5	0		5	0	0		1	2	1		2	2	1		1	1	3		1	1	0		1	0	1		3	1	0		2	1	1		1	0	0						2	2	1						33	38	11	
				0	4	2		1	3	1		1	2	1		1	3	1		1	2	1		1	1	0		2	0	0		2	3	1		2	0	0		1	1	0						1	3	1						25	39	18	
				2	1	2		2	2	1		2	2	0		3	2	1		4	0	0		1	1	0		2	0	0		2	0	0		2	0	0		0	2	0						2	3	0						38	34	10	
				1	2	2		5	1	0		3	1	0		3	1	1		2	2	0		0	0	2		2	0	0		2	0	0		2	0	0		2	2	1						2	3	1						41	27	14	
				1	3	0		1	3	0		3	0	0		2	2	0		0	3	0										3	0	1														2	2	0						22	23	3	
				6	0	0		1	2	2		4	0	0		3	1	1		2	2	0		2	0	0		1	0	1		3	2	0		2	0	0		2	0	0						5	1	0						52	24	8	
				2	4	1		2	4	1		3	0	0		2	4	1		2	5	0		3	0	0		2	1	0		2	1	0		1	1	0		0	1	1						4	5	0						34	39	11	
				4	3	0		2	4	1						6	1	0		5	2	0		2	1	0						0	1	1		2	0	1		2	5	0						2	5	0						50	25	5	
				3	2	2		2	4	1						3	2	2		3	4	0		1	1	1						2	1	0		2	0	1		4	2	1						3	1	0						36	31	13	
				3	3	1		3	2	2						5	2	0		1	5	1		0	2	1						1	1	1		3	0	0		3	4	0						3	4	0						36	31	13	
				3	4	0		5	2	0						3	3	1		3	3	1		3	0	0						1	1	1		3	0	0		3	2	2						3	2	2						37	35	8	
				4	3	0		2	2	3						3	3	1		2	3	2		3	0	0						2	1	0		2	1	0		2	5	0						2	5	0						36	34	10	
				3	4	0		3	3	1						4	3	0		3	2	2		1	2	0						1	1	1		2	1	0		4	3	0						4	3	0						34	38	8	
				5	2	0		3	3	1						1	6	0		2	4	1		1	1	1						2	1	0		3	0	0		3	3	1						3	3	1						36	38	6	
				5	2	0		3	4	0						0	7	0		4	3	0		2	0	1						2	0	1		2	1	0		2	5	0						3	3	1						26	44	10	
				5	1	1		4	3	0						4	3	0		5	2	0		2	1	0						1	2	0		1	1	1		3	3	1						3	3	1						42	29	9	
				3	3	1		3	4	0						3	4	0		5	1	1		2	0	1						3	0	0		1	1	1		3	3	1						3	5	1						35	35	10	
				2	0	1		2	6	0						4	2	2		1	4	3	1	2	0	1						1	1	1		3	0	0		3	2	3						3	9	2						39	27	14	
				1	3	0		2	2	0						1	1	2		1	2	1		0	4	0						2	2	0		2	1	1		2	2	0						2	2	0						30	36	14	
				1	1	2		2	2	0						1	2	1		2	2	0		4	0	0						2	2	0		4	0	0		2	2	0						2	2	0						38	32	10	
				4	1	0		3	5	0						2	3	3		2	2	0		3	2	0						2	2	1		4	0	0		1	1	2														40	29	11	
				2	2	1		2	4	0						0	4	2		0	2	2		4	0	1						1	3	0		4	1	0		2	0	2						3	1	0		30	37	13	
				3	1	1		1	4	1						0	2	4		1	2	1		2	2	1						2	1	1		3	2	0		2	2	0						3	0	1		29	37	14	
				4	1	0		2	4	0						1	5	0		1	3	0		3	2	0						0	4	0		3	1	1		2	2	0						1	3	0		29	42	9	
				4	0	1		3	2	1						2	3	1		2	2	0		3	1	1						1	2	1		3	2	0		2	1	1						2	0	2		37	29	14	
								4	1	0						2	1	2		4	1	0		3	1	1						1	2	2		4	1	1										5	0	0		40	24	14	
								6	0	0						4	0	1		3	2	0		5	0	0						4	1	0		3	2	0										3	1	1		47	23	8	
												6	0	0		3	1	2		5	1	0										2	2	2		5	1	0										4	1	1		48	17	13	
												2	3	1		5	0	1		3	2	1										5	1	0		5	1	0										3	2	1		49	18	11	

^^ The New Jersey Devils totals include the record of the Kansas City Scouts from 1974-75 - 1975-76 and the Colorado Rockies from 1976-77 - 1981-82.

\+ The Winnipeg Jets totals include the record of the Atlanta Thrashers from 1999-00 - 2010-11.

* Defunct teams include Brooklyn and New York Americans, Cleveland Barons, California Golden Seals, Montreal Maroons, original Ottawa Senators from 1926-27 - 1933-34, Philadelphia Quakers, Pittsburgh Pirates and St. Louis Eagles.

• For the 1999-00 season, the NHL awarded teams one point for a regulation tie (RT.) Beginning with the 2000-01, the NHL amended the rule, awarding teams one point for an overtime loss (OTL.) During the 2005-06 season, the NHL instituted the shootout to follow a scoreless five-minute overtime to eliminate ties. The winning team in the shootout gains two points and a win in the standings, while the losing team receives one point, recorded as an "OT" in the standings.

RANGERS VS. NHL YEAR-BY-YEAR

YEAR	ANAHEIM	ARIZONA^^^	BOSTON	BUFFALO	CALGARY#	CAROLINA##	CHICAGO	COLORADO###	COLUMBUS	DALLAS^	DETROIT**	EDMONTON	FLORIDA	LOS ANGELES	MINNESOTA	MONTREAL
	W L T O	W L T O	W L T O	W L T O	W L T O	W L T O	W L T O	W L T O	W L T O	W L T O	W L T O	W L T O	W L T O	W L T O	W L T O	W L T O
1969-70			4 4 0				1 4 3			3 1 2	4 2 2			4 1 1		3 4 1
1968-69			3 3 2				3 4 1			5 1 0	3 4 1			3 3 0		4 3 1
1967-68			2 6 2				4 3 3			2 0 2	5 3 2			2 2 0		4 4 2
1966-67			8 2 4				5 7 2				7 7 0					5 7 2
1965-66			6 7 1				4 9 1				3 7 4					2 12 0
1964-65			8 5 1				3 9 2				2 10 2					2 10 2
1963-64			7 5 2				3 9 2				6 6 2					3 10 1
1962-63			7 4 3				2 10 2				3 9 2					5 5 4
1961-62			10 2 2				6 7 1				5 6 3					1 8 5
1960-61			9 3 2				4 7 3				5 7 2					2 11 1
1959-60			4 8 2				1 11 2				4 4 6					6 6 2
1958-59			5 6 3				4 7 3				7 6 1					5 8 1
1957-58			5 6 3				9 4 1				5 4 5					6 6 2
1956-57			8 5 1				7 1 6				3 10 1					5 8 1
1955-56			5 7 2				10 3 1				6 5 3					2 8 4
1954-55			4 5 5				4 5 5				2 9 3					3 10 1
1953-54			7 7 0				9 3 2				5 6 3					5 9 0
1952-53			7 5 2				3 10 1				3 7 4					2 7 5
1951-52			6 4 4				7 5 2				3 9 2					4 9 1
1950-51			2 4 8				9 2 3				3 8 3					3 5 6
1949-50			5 5 4				9 4 1				5 7 2					5 7 2
1948-49			2 8 2				5 6 1				4 7 1					4 5 3
1947-48			3 7 2				4 6 2				4 5 3					7 3 2
1946-47			2 8 2				8 4 0				3 6 3					5 6 1
1945-46			3 6 1				2 5 3				4 4 2					1 8 1
1944-45			3 4 3				3 3 4				2 6 2					1 9 0
1943-44			2 7 1				1 7 2				1 8 1					0 9 1
1942-43			2 8 0				4 4 2				1 7 2					2 6 2
1941-42			4 4 0				6 2 0				7 1 0					4 4 0
1940-41			2 4 2				3 4 1				2 3 3					5 2 1
1939-40			4 2 2				4 4 0				3 2 3					6 1 1
1938-39			3 5 0				4 3 1				6 2 0					4 1 3
1937-38			3 5 0				4 3 1				6 1 1					1 3 2
1936-37			2 3 3				3 4 1				1 5 2					2 4 1
1935-36			6 2 0				2 5 1				1 4 3					2 1 3
1934-35			1 3 2				1 3 2				4 2 0					2 3 0
1933-34			3 2 1				3 2 1				3 3 0					3 2 1
1932-33			3 3 0				2 2 2				2 4 0					4 1 1
1931-32			4 2 2				5 1 2				3 3 2					2 3 1
1930-31			0 4 2				1 4 1				3 2 1					2 2 0
1929-30			0 5 1				3 1 2				1 2 3					1 2 1
1928-29			1 5 0				4 0 2				4 1 1					1 1 2
1927-28			1 2 3				4 2 0				3 2 1					0 4 0
1926-27			3 2 1				4 2 0				3 1 2					3 1 0
TOTALS	16-17-1-1	47-25-6-0	257-290-97-2	74-76-25-5	47-54-15-1	79-52-7-2	241-248-98-2	39-34-7-6	17-14-1-1	74-41-22-3	220-262-103-5	33-30-9-2	52-30-6-7	70-46-16-3	14-10-0-0	195-332-94-5

^^^ The Arizona Coyotes totals include the record of the Winnipeg Jets from 1979-80 - 1995-96 and the Phoenix Coyotes from 1996-97 - 2013-14.

The Calgary Flames totals include the record of the Atlanta Flames from 1979-80.

The Carolina Hurricanes totals include the record of the Hartford Whalers from 1979-80 - 1996-97.

The Colorado Avalanche totals include the record of the Quebec Nordiques from 1979-80 - 1994-95.

^ The Dallas Stars totals include the record of the Minnesota North Stars from 1967-68 - 1992-93.

** The Detroit Red Wings totals include the records of the Detroit Cougars and Detroit Falcons.

RANGERS VS. NHL YEAR-BY-YEAR

NASHVILLE			NEW JERSEY^^			NY ISLANDERS			OTTAWA			PHILADELPHIA			PITTSBURGH			ST. LOUIS			SAN JOSE			TAMPA BAY			TORONTO			VANCOUVER			VEGAS			WASHINGTON			WINNIPEG+			DEFUNCT*			TOTALS			
W	L	T	O	W	L	T	O	W	L	T	O	W	L	T	O	W	L	T	O	W	L	T	O	W	L	T	O	W	L	T	O	W	L	T	O	W	L	T	O	W	L	T	O	W	L	T	O	W	L	T	O
												0	0	6		4	1	1		4	2	0						6	2	0														5	1	0	38	22	16	
												3	1	2		5	1	0		3	1	2						4	4	0														5	1	0	41	26	9	
												3	1	0		3	0	1		3	1	0						7	3	0														4	0	0	39	23	12	
																												5	5	4																	30	28	12	
																												3	6	5																	18	41	11	
																												5	4	5																	20	38	12	
																												3	8	3																	22	38	10	
																												5	8	1																	22	36	12	
																												4	9	1																	26	32	12	
																												2	10	2																	22	38	10	
																												2	9	3																	17	38	15	
																												5	5	4																	26	32	12	
																												7	5	2																	32	25	13	
																												3	6	5																	26	30	14	
																												9	5	0																	32	28	10	
																												4	6	4																	17	35	18	
																												3	6	5																	29	31	10	
																												2	8	4																	17	37	16	
																												3	7	4																	23	34	13	
																												3	10	1																	20	29	21	
																												4	8	2																	28	31	11	
																												3	5	4																	18	31	11	
																												3	5	4																	21	26	13	
																												4	8	0																	22	32	6	
																												3	5	2																	13	28	9	
																												2	7	1																	11	29	10	
																												2	8	0																	6	39	5	
																												2	6	2																	11	31	8	
																												3	4	1																5	2	1	29	17	2	
																												3	5	0																6	1	1	21	19	8	
																												4	1	3																6	1	1	27	11	10	
																												4	3	1																5	2	1	26	16	6	
																												4	2	0																9	1	2	27	15	6	
																												5	1	0																6	3	2	19	20	9	
																												1	3	2																7	2	3	19	17	12	
																												4	2	0																10	7	2	22	20	6	
																												0	3	3																9	7	2	21	19	8	
																												2	4	0																10	2	5	23	17	8	
																												2	4	0																7	4	1	23	17	8	
																												1	2	1																12	2	4	19	16	9	
																												0	3	1																12	4	2	17	17	10	
																												3	1	0																8	5	5	21	13	10	
																												2	2	0																9	4	5	19	16	9	
																												2	1	1																10	6	2	25	13	6	
14-9-1-2			115-91-27-10			125-113-19-9			41-44-3-4			131-117-37-8			128-110-23-14			79-44-16-2			25-10-3-1			48-38-5-7			230-279-95-7			80-32-8-1			1-1-0-0			97-95-18-8			29-21-1-10			169-64-45			2,787-2,629-808-128			

^^ The New Jersey Devils totals include the record of the Kansas City Scouts from 1974-75 - 1975-76 and the Colorado Rockies from 1976-77 - 1981-82.

\+ The Winnipeg Jets totals include the record of the Atlanta Thrashers from 1999-00 - 2010-11.

* Defunct teams include Brooklyn and New York Americans, Cleveland Barons, California Golden Seals, Montreal Maroons, original Ottawa Senators from 1926-27 - 1933-34, Philadelphia Quakers, Pittsburgh Pirates and St. Louis Eagles.

• For the 1999-00 season, the NHL awarded teams one point for a regulation tie (RT.) Beginning with the 2000-01, the NHL amended the rule, awarding teams one point for an overtime loss (OTL.) During the 2005-06 season, the NHL instituted the shootout to follow a scoreless five-minute overtime to eliminate ties. The winning team in the shootout gains two points and a win in the standings, while the losing team receives one point, recorded as an "OT" in the standings.

LAST 20 GAME RESULTS VS. NHL

TEAM	1	2	3	4	5	6	7	8	9	10
ANAHEIM	3-6 (1/23/18)	**4-1 (12/19/17)**	3-6 (3/26/17)	**4-1 (2/7/17)**	2-1 (3/16/16)	**3-2 (12/22/15)**	**7-2 (3/22/15)**	4-1 (1/7/15)	**1-2 (11/4/13)**	0-6 (10/10/13)
ARIZONA	2-1 (1/6/18)	**5-2 (10/26/17)**	6-3 (12/29/16)	**3-2 (10/23/16)**	4-1 (11/7/15)	**4-1 (10/22/15)**	**4-3 (2/26/15)**	5-1 (2/14/15)	**4-3 (3/24/14)**	1-4 (10/3/13)
BOSTON	**1-6 (2/7/18)**	3-2 (12/16/17)	**4-2 (11/8/17)**	2-1 (3/2/17)	5-2 (11/5/16)	**5-2 (10/26/16)**	**5-2 (3/23/16)**	**2-1 (1/11/16)**	3-4 (11/27/15)	2-4 (3/28/15)
BUFFALO	**5-1 (3/24/18)**	**4-3 (1/18/18)**	3-2 (1/1/18)	2-1 (2/2/17)	**1-4 (1/3/17)**	3-4 (12/1/16)	**3-4 (4/2/16)**	4-2 (3/8/16)	**6-3 (1/25/16)**	2-0 (3/14/15)
CALGARY	3-1 (3/2/18)	**4-3 (2/9/18)**	**4-3 (2/5/17)**	4-1 (11/12/16)	4-5 (12/12/15)	**4-1 (10/25/15)**	**1-0 (2/24/15)**	5-2 (12/16/14)	3-4 (3/28/14)	**4-3 (12/15/13)**
CAROLINA	2-1 (3/31/18)	**6-3 (3/12/18)**	**5-1 (12/1/17)**	6-1 (11/22/17)	3-4 (3/9/17)	**4-2 (12/3/16)**	**3-2 (11/29/16)**	2-3 (10/28/16)	3-4 (3/31/16)	4-1 (1/22/16)
CHICAGO	**2-5 (1/3/18)**	3-6 (11/15/17)	**1-2 (12/13/16)**	1-0 (12/9/16)	**3-5 (2/17/16)**	3-2 (10/7/15)	**0-1 (3/18/15)**	1-0 (3/8/15)	**2-1 (2/27/14)**	3-2 (1/8/14)
COLORADO	1-3 (1/20/18)	**2-4 (10/5/17)**	**4-2 (2/11/17)**	6-2 (12/31/16)	**1-2 (12/3/15)**	2-1 (11/6/15)	6-3 (2/12/15)	**3-4 (11/13/14)**	2-3 (4/3/14)	**5-1 (2/4/14)**
COLUMBUS	**3-5 (3/20/18)**	0-2 (11/17/17)	**5-3 (11/6/17)**	1-3 (10/13/17)	**2-5 (2/26/17)**	3-2 (2/13/17)	**4-6 (1/31/17)**	5-4 (1/7/17)	2-4 (11/18/16)	4-2 (4/4/16)
DALLAS	1-2 (2/5/18)	**1-2 (12/11/17)**	**6-7 (1/17/17)**	2-0 (12/15/16)	3-2 (2/27/16)	**6-2 (1/5/16)**	**2-3 (2/8/15)**	2-3 (12/29/14)	**3-2 (1/10/14)**	3-2 (11/21/13)
DETROIT	**2-3 (2/25/18)**	2-3 (12/29/17)	**2-1 (11/24/17)**	4-1 (3/12/17)	1-0 (1/22/17)	**1-2 (10/19/16)**	**3-2 (4/9/16)**	2-3 (3/12/16)	**1-0 (2/21/16)**	1-2 (3/4/15)
EDMONTON	3-2 (3/3/18)	**4-2 (11/11/17)**	3-1 (11/13/16)	**5-3 (11/3/16)**	**4-2 (12/15/15)**	5-7 (12/11/15)	2-0 (12/14/14)	**1-3 (11/9/14)**	5-0 (3/30/14)	**1-2 (2/6/14)**
FLORIDA	3-4 (3/10/18)	**4-5 (11/28/17)**	5-4 (11/4/17)	**3-4 (3/17/17)**	5-2 (3/7/17)	**2-3 (11/20/16)**	**4-2 (3/21/16)**	0-3 (1/2/16)	5-4 (11/21/15)	**2-1 (3/15/15)**
LOS ANGELES	2-4 (1/21/18)	**4-2 (12/15/17)**	3-0 (3/25/17)	**3-2 (1/23/17)**	3-4 (3/17/16)	**4-5 (2/12/16)**	**2-4 (3/24/15)**	4-3 (1/8/15)	**0-1 (11/17/13)**	3-1 (10/7/13)
MINNESOTA	**1-4 (2/23/18)**	2-3 (2/13/18)	3-2 (3/18/17)	**4-7 (12/23/16)**	**4-2 (2/4/16)**	2-5 (12/17/15)	3-2 (4/2/15)	**5-4 (10/27/14)**	1-2 (3/13/14)	**4-1 (12/22/13)**
MONTREAL	1-3 (2/22/18)	4-5 (10/28/17)	**2-0 (10/8/17)**	**1-4 (3/4/17)**	**2-3 (2/21/17)**	4-5 (1/14/17)	5-2 (3/26/16)	**1-5 (11/25/15)**	0-3 (10/15/15)	**0-1 (1/29/15)**
NASHVILLE	2-5 (2/3/18)	**4-2 (10/21/17)**	**4-3 (2/9/17)**	2-1 (12/17/16)	3-5 (12/28/15)	**3-0 (11/23/15)**	**4-1 (3/2/15)**	2-3 (2/7/15)	**1-4 (12/10/13)**	2-0 (11/23/13)
NEW JERSEY	2-5 (4/3/18)	3-4 (12/21/17)	**5-2 (12/9/17)**	**2-3 (10/14/17)**	2-3 (3/21/17)	4-3 (2/25/17)	**3-2 (12/18/16)**	**5-0 (12/11/16)**	2-5 (2/23/16)	**2-1 (2/8/16)**
NY ISLANDERS	1-2 (4/5/18)	0-3 (2/15/18)	**2-7 (1/13/18)**	**3-4 (10/19/17)**	**2-3 (3/22/17)**	2-4 (2/16/17)	2-4 (12/6/16)	**5-3 (10/13/16)**	**1-4 (4/7/16)**	**4-6 (3/6/16)**
OTTAWA	3-6 (2/17/18)	2-3 (12/13/17)	**3-0 (11/19/17)**	1-3 (4/8/17)	**4-3 (12/27/16)**	**0-2 (11/27/16)**	0-3 (1/24/16)	**4-1 (12/6/15)**	2-1 (11/14/15)	**0-3 (4/9/15)**
PHILADELPHIA	0-5 (4/7/18)	3-4 (3/22/18)	**4-7 (2/18/18)**	**5-1 (1/16/18)**	**4-3 (4/2/17)**	**0-2 (1/25/17)**	5-2 (1/4/17)	3-2 (11/25/16)	**3-1 (2/14/16)**	3-2 (2/6/16)
PITTSBURGH	**4-3 (3/14/18)**	2-5 (1/14/18)	4-3 (12/5/17)	**4-5 (10/17/17)**	**3-2 (4/9/17)**	**3-4 (3/31/17)**	2-7 (12/20/16)	**1-6 (11/23/16)**	5-2 (11/21/16)	**2-3 (3/27/16)**
ST. LOUIS	3-4 (3/17/18)	**1-3 (10/10/17)**	**5-0 (11/1/16)**	2-3 (10/15/16)	2-1 (2/25/16)	**6-3 (11/12/15)**	**3-4 (11/3/14)**	3-2 (10/9/14)	**1-2 (1/23/14)**	3-5 (10/12/13)
SAN JOSE	6-5 (1/25/18)	**1-4 (10/23/17)**	4-5 (3/28/17)	**7-4 (10/17/16)**	1-4 (3/19/16)	**4-0 (10/19/15)**	3-1 (1/10/15)	**4-0 (10/19/14)**	**0-1 (3/16/14)**	2-9 (10/8/13)
TAMPA BAY	**3-7 (3/30/18)**	3-5 (3/8/18)	2-1 (11/2/17)	**2-3 (3/13/17)**	1-0 (3/6/17)	**6-1 (10/30/16)**	**3-2 (4/5/16)**	5-2 (12/30/15)	1-2 (11/19/15)	**3-6 (12/1/14)**
TORONTO	**0-4 (2/1/18)**	**2-3 (12/23/17)**	5-8 (10/7/17)	2-1 (2/23/17)	5-2 (1/19/17)	**2-4 (1/13/17)**	4-2 (2/18/16)	**4-3 (11/15/15)**	**3-1 (10/30/15)**	5-4 (2/10/15)
VANCOUVER	6-5 (2/28/18)	**4-3 (11/26/17)**	7-2 (11/15/16)	**3-5 (11/8/16)**	**3-2 (1/19/16)**	1-2 (12/9/15)	**4-5 (2/19/15)**	5-1 (12/13/14)	3-1 (4/1/14)	**5-2 (11/30/13)**
VEGAS	1-2 (1/7/18)	**6-4 (10/31/17)**								
WASHINGTON	2-3 (3/28/18)	**2-4 (3/26/18)**	**1-0 (12/27/17)**	2-4 (12/8/17)	0-2 (4/5/17)	**1-4 (2/28/17)**	**2-1 (2/19/17)**	4-2 (10/22/16)	3-2 (3/4/16)	2-5 (1/17/16)
WINNIPEG	**0-3 (3/6/18)**	3-1 (2/11/18)	2-1 (12/8/16)	**5-2 (11/6/16)**	2-5 (12/18/15)	**1-4 (10/13/15)**	3-2 (3/31/15)	**0-1 (11/1/14)**	4-2 (3/14/14)	**2-5 (12/2/13)**

LAST 20 GAME RESULTS VS. NHL

11	12	13	14	15	16	17	18	19	20	TEAM
2-1 (11/3/11)	1-2 (10/8/11)	2-5 (3/9/11)	**3-0 (10/11/09)**	**4-2 (1/20/09)**	3-1 (12/16/08)	**1-4 (2/7/08)**	4-3 (11/1/06)	**1-3 (10/28/03)**	6-2 (2/21/03)	**ANAHEIM**
2-1 (1/10/12)	3-2 (12/17/11)	**4-3 (12/16/10)**	2-3 (1/30/10)	**5-2 (10/26/09)**	**4-1 (11/24/08)**	**1-5 (12/16/07)**	7-3 (10/28/06)	3-2 (12/29/03)	**3-2 (10/28/02)**	**ARIZONA**
3-2 (2/4/15)	0-3 (1/15/15)	**3-6 (3/2/14)**	2-3 (11/29/13)	**1-2 (11/19/13)**	4-3 (2/12/13)	**4-3 (1/23/13)**	1-3 (1/19/13)	**1-2 (4/1/12)**	**4-3 (3/4/12)**	**BOSTON**
3-1 (2/20/15)	**6-1 (1/3/15)**	**2-1 (4/10/14)**	3-1 (12/5/13)	**2-0 (10/31/13)**	8-4 (4/19/13)	1-3 (3/12/13)	**3-2 (3/3/13)**	**1-4 (3/23/12)**	**3-2 (2/25/12)**	**BUFFALO**
3-2 (10/20/11)	**2-1 (11/22/10)**	1-3 (11/7/09)	**0-3 (12/7/08)**	3-4 (1/2/08)	**4-2 (1/10/06)**	**0-5 (1/5/04)**	2-1 (11/14/02)	**1-0 (11/7/02)**	**3-5 (3/4/02)**	**CALGARY**
4-3 (11/30/15)	**3-0 (11/10/15)**	3-2 (3/21/15)	**4-1 (1/31/15)**	**1-0 (12/21/14)**	3-2 (12/20/14)	**2-1 (10/16/14)**	**4-1 (4/8/14)**	1-3 (3/11/14)	4-2 (3/7/14)	**CAROLINA**
3-4 (3/9/12)	**2-4 (2/16/12)**	**3-2 (11/1/10)**	1-2 (12/9/09)	3-2 (1/16/09)	**4-2 (10/10/08)**	**2-1 (2/18/07)**	1-2 (12/7/05)	2-2 (11/6/03)	**3-4 (12/11/02)**	**CHICAGO**
1-3 (3/17/12)	1-5 (11/19/10)	**1-3 (10/18/10)**	3-1 (1/31/10)	**6-1 (2/28/09)**	3-4 (12/21/07)	**1-2 (12/18/05)**	3-4 (11/20/03)	**2-3 (11/2/03)**	1-4 (2/23/03)	**COLORADO**
2-1 (2/29/16)	**5-2 (10/10/15)**	4-2 (10/9/15)	**4-3 (4/6/15)**	**4-3 (2/22/15)**	2-1 (1/16/15)	2-5 (10/11/14)	3-1 (3/21/14)	**3-4 (1/6/14)**	**2-4 (12/12/13)**	**COLUMBUS**
0-1 (12/13/11)	3-2 (1/7/11)	**5-2 (1/6/10)**	2-10 (2/6/09)	**1-2 (10/20/08)**	**2-3 (11/25/07)**	5-2 (12/14/06)	**3-0 (11/4/03)**	3-3 (11/29/02)	2-4 (2/13/02)	**DALLAS**
2-3 (12/6/14)	**4-3 (11/5/14)**	**3-0 (3/9/14)**	**1-0 (1/16/14)**	3-2 (10/26/13)	**2-1 (3/21/12)**	2-3 (2/7/11)	**1-3 (12/6/09)**	4-5 (10/18/08)	**3-4 (2/5/07)**	**DETROIT**
0-2 (10/22/11)	**8-2 (11/14/10)**	4-2 (11/5/09)	**2-3 (11/10/08)**	2-3 (1/5/08)	**5-4 (1/12/06)**	**4-5 (11/10/03)**	**5-2 (11/5/02)**	1-4 (1/2/02)	**4-3 (11/7/00)**	**EDMONTON**
6-3 (2/2/15)	5-2 (12/31/14)	2-1 (12/31/13)	5-2 (11/27/13)	**4-3 (11/10/13)**	2-3 (4/23/13)	**6-1 (4/18/13)**	**1-3 (3/21/13)**	**3-2 (1/5/12)**	4-1 (12/30/11)	**FLORIDA**
2-3 (10/7/11)	**4-3 (2/17/11)**	1-2 (2/2/10)	**4-2 (10/14/09)**	3-2 (12/17/08)	**2-4 (2/5/08)**	1-4 (10/30/06)	3-2 (12/30/03)	**2-6 (10/25/02)**	**0-4 (1/9/02)**	**LOS ANGELES**
3-2 (3/27/12)	**1-3 (3/3/11)**	5-2 (11/20/10)	2-3 (10/30/09)	**2-1 (3/24/09)**	3-6 (12/20/07)	**3-1 (12/5/05)**	**3-4 (2/4/04)**	3-5 (10/10/03)	4-2 (2/19/03)	**MINNESOTA**
5-0 (11/23/14)	1-3 (10/25/14)	0-1 (4/12/14)	1-0 (11/16/13)	**0-2 (10/28/13)**	0-3 (3/30/13)	0-3 (2/23/13)	**1-3 (2/19/13)**	**4-1 (3/30/12)**	1-4 (1/15/12)	**MONTREAL**
3-0 (1/17/12)	2-1 (11/27/10)	**1-2 (2/10/10)**	4-2 (3/12/09)	**0-3 (10/18/06)**	5-1 (12/8/05)	**2-4 (3/25/04)**	1-2 (2/28/04)	4-2 (1/23/03)	**2-2 (10/19/02)**	**NASHVILLE**
2-3 (2/2/16)	**1-2 (10/18/15)**	4-2 (4/7/15)	**6-1 (4/4/15)**	**3-1 (12/27/14)**	4-3 (10/21/14)	2-0 (3/22/14)	7-3 (1/26/14)	**3-4 (12/7/13)**	**2-3 (11/12/13)**	**NEW JERSEY**
1-3 (1/14/16)	1-2 (12/2/15)	2-1 (3/10/15)	6-5 (2/16/15)	1-4 (1/27/15)	**0-3 (1/13/15)**	**3-6 (10/14/14)**	**4-1 (1/31/14)**	2-1 (1/29/14)	**3-5 (1/21/14)**	**NY ISLANDERS**
5-1 (3/26/15)	**3-2 (1/20/15)**	**2-3 (4/5/14)**	8-4 (3/18/14)	4-1 (1/18/14)	0-3 (3/28/13)	**2-3 (3/8/13)**	2-3 (2/21/13)	1-4 (3/8/12)	**0-3 (1/12/12)**	**OTTAWA**
3-2 (1/16/16)	**0-3 (11/28/15)**	2-3 (10/24/15)	2-4 (2/28/15)	**5-2 (11/29/14)**	3-0 (11/28/14)	**2-0 (11/19/14)**	**3-1 (3/26/14)**	2-4 (3/1/14)	**4-1 (1/12/14)**	**PHILADELPHIA**
3-5 (3/13/16)	1-4 (3/3/16)	3-0 (2/10/16)	5-2 (1/18/15)	**4-3 (12/8/14)**	2-3 (11/15/14)	**5-0 (11/11/14)**	4-3 (2/7/14)	2-5 (1/3/14)	**3-4 (12/18/13)**	**PITTSBURGH**
1-4 (12/15/11)	2-1 (1/8/11)	**0-2 (11/7/10)**	**3-4 (3/18/10)**	1-4 (1/16/10)	1-2 (2/16/09)	**3-2 (3/3/07)**	5-4 (12/10/05)	4-5 (1/1/04)	4-4 (2/6/03)	**ST. LOUIS**
5-2 (10/31/11)	3-2 (3/12/11)	**3-7 (10/19/09)**	2-3 (12/20/08)	**3-1 (2/17/08)**	3-1 (11/2/06)	2-2 (11/18/03)	**2-1 (12/16/02)**	5-4 (11/11/02)	5-3 (12/28/01)	**SAN JOSE**
3-4 (11/26/14)	**1-5 (11/17/14)**	**1-2 (1/14/14)**	4-3 (12/29/13)	0-5 (11/25/13)	**4-1 (2/28/13)**	**5-1 (2/10/13)**	3-2 (2/2/13)	3-4 (3/2/12)	**4-3 (2/9/12)**	**TAMPA BAY**
4-5 (11/8/14)	**3-6 (10/12/14)**	**2-3 (3/5/14)**	7-1 (1/4/14)	**2-1 (12/23/13)**	**3-2 (4/10/13)**	3-4 (4/8/13)	**5-2 (1/26/13)**	4-3 (3/24/12)	3-0 (1/14/12)	**TORONTO**
4-0 (10/18/11)	**1-0 (1/13/11)**	1-4 (11/3/09)	**3-6 (11/19/08)**	0-3 (1/3/08)	**2-3 (12/13/05)**	**4-3 (2/2/04)**	1-3 (11/16/02)	**1-3 (3/19/02)**	3-4 (11/17/00)	**VANCOUVER**
										VEGAS
3-4 (1/9/16)	**3-7 (12/20/15)**	**5-2 (11/3/15)**	4-2 (4/11/15)	**2-5 (3/29/15)**	3-1 (3/11/15)	**4-2 (12/23/14)**	**4-1 (1/19/14)**	2-3 (12/27/13)	**1-4 (12/8/13)**	**WASHINGTON**
4-2 (4/1/13)	1-3 (3/14/13)	**3-4 (2/26/13)**	4-2 (3/28/12)	**3-0 (1/24/12)**	**3-0 (11/6/11)**	2-1 (10/24/11)	**0-3 (4/7/11)**	2-3 (2/11/11)	3-2 (1/22/11)	**WINNIPEG**

ALL-TIME RECORD YEAR-BY-YEAR

YEAR	GP	W	L	T	OTL	GF	GA	PTS	FINISHED	DIVISION CHAMPION
1926-27	**44**	**25**	**13**	**6**	**-**	**95**	**72**	**56**	**1st**	**RANGERS**
1927-28	44	19	16	9	-	94	79	47	2nd	Boston
1928-29	44	21	13	10	-	72	65	52	2nd	Boston
1929-30	44	17	17	10	-	136	143	44	3rd	Boston
1930-31	44	19	16	9	-	106	87	47	3rd	Boston
1931-32	**48**	**23**	**17**	**8**	**-**	**134**	**112**	**54**	**1st**	**RANGERS**
1932-33	48	23	17	8	-	135	107	54	3rd	Boston
1933-34	48	21	19	8	-	120	113	50	3rd	Detroit
1934-35	48	22	20	6	-	137	139	50	3rd	Boston
1935-36	48	19	17	12	-	91	96	50	4th	Detroit
1936-37	48	19	20	9	-	117	106	47	3rd	Detroit
1937-38	48	27	15	6	-	149	96	60	2nd	Boston
1938-39	48	26	16	6	-	149	105	58	2nd	Boston
1939-40	48	27	11	10	-	136	77	64	2nd	Boston
1940-41	48	21	19	8	-	143	125	50	4th	Boston
1941-42	**48**	**29**	**17**	**2**	**-**	**177**	**143**	**60**	**1st**	**RANGERS****
1942-43	50	11	31	8	-	161	253	30	6th	Detroit
1943-44	50	6	39	5	-	162	310	17	6th	Montreal
1944-45	50	11	29	10	-	154	247	32	6th	Montreal
1945-46	50	13	28	9	-	144	191	35	6th	Montreal
1946-47	60	22	32	6	-	167	186	50	5th	Montreal
1947-48	60	21	26	13	-	176	201	55	4th	Toronto
1948-49	60	18	31	11	-	133	172	47	6th	Detroit
1949-50	70	28	31	11	-	170	189	67	4th	Detroit
1950-51	70	20	29	21	-	169	201	61	5th	Detroit
1951-52	70	23	34	13	-	192	219	59	5th	Detroit
1952-53	70	17	37	16	-	152	211	50	6th	Detroit
1953-54	70	29	31	10	-	161	182	68	5th	Detroit
1954-55	70	17	35	18	-	150	210	52	5th	Detroit
1955-56	70	32	28	10	-	204	203	74	3rd	Montreal
1956-57	70	26	30	14	-	184	227	66	4th	Detroit
1957-58	70	32	25	13	-	195	188	77	2nd	Montreal
1958-59	70	26	32	12	-	201	217	64	5th	Montreal
1959-60	70	17	38	15	-	187	247	49	6th	Montreal
1960-61	70	22	38	10	-	204	248	54	5th	Montreal
1961-62	70	26	32	12	-	195	207	64	4th	Montreal
1962-63	70	22	36	12	-	211	233	56	5th	Toronto
1963-64	70	22	38	10	-	186	242	54	5th	Montreal
1964-65	70	20	38	12	-	179	246	52	5th	Detroit
1965-66	70	18	41	11	-	195	261	47	6th	Montreal
1966-67	70	30	28	12	-	188	189	72	4th	Chicago
1967-68	74	39	23	12	-	226	183	90	2nd	Montreal
1968-69	76	41	26	9	-	231	196	91	3rd	Montreal
1969-70	76	38	22	16	-	246	189	92	4th	Chicago
1970-71	78	49	18	11	-	259	177	109	2nd	Boston
1971-72	78	48	17	13	-	317	192	109	2nd	Boston

* Beginning in 2005-06, the NHL instituted the shootout to follow a scoreless five-minute overtime to eliminate ties. The winning team in the shootout gains two points and a win in the standings, while the losing team receives one point, recorded as an "OTL" in the standings.

** Also finished with the best regular season record in the NHL

*** Also finished with the best regular season record in the Eastern Conference

ALL-TIME RECORD YEAR-BY-YEAR

YEAR	GP	W	L	T	OTL	GF	GA	PTS	FINISHED	DIVISION CHAMPION
1972-73	78	47	23	8	-	297	208	102	3rd	Montreal
1973-74	78	40	24	14	-	300	251	94	3rd	Boston
1974-75	80	37	29	14	-	319	276	88	2nd	Philadelphia
1975-76	80	29	42	9	-	262	333	67	4th	Philadelphia
1976-77	80	29	37	14	-	272	310	72	4th	Philadelphia
1977-78	80	30	37	13	-	279	280	73	4th	NY Islanders
1978-79	80	40	29	11	-	316	292	91	3rd	NY Islanders
1979-80	80	38	32	10	-	308	284	86	3rd	Philadelphia
1980-81	80	30	36	14	-	312	317	74	4th	NY Islanders
1981-82	80	39	27	14	-	316	306	92	2nd	NY Islanders
1982-83	80	35	35	10	-	306	287	80	4th	Philadelphia
1983-84	80	42	29	9	-	314	304	93	4th	NY Islanders
1984-85	80	26	44	10	-	295	345	62	4th	Philadelphia
1985-86	80	36	38	6	-	280	276	78	4th	Philadelphia
1986-87	80	34	38	8	-	307	323	76	4th	Philadelphia
1987-88	80	36	34	10	-	300	283	82	5th	NY Islanders
1988-89	80	37	35	8	-	310	307	82	3rd	Washington
1989-90	**80**	**36**	**31**	**13**	-	**279**	**267**	**85**	**1st**	**RANGERS**
1990-91	80	36	31	13	-	297	265	85	2nd	Pittsburgh
1991-92	**80**	**50**	**25**	**5**	-	**321**	**246**	**105**	**1st**	**RANGERS****
1992-93	84	34	39	11	-	304	308	79	6th	Pittsburgh
1993-94	**84**	**52**	**24**	**8**	-	**299**	**231**	**112**	**1st**	**RANGERS****
1994-95	48	22	23	3	-	139	134	47	4th	Philadelphia
1995-96	82	41	27	14	-	272	237	96	2nd	Philadelphia
1996-97	82	38	34	10	-	258	231	86	4th	New Jersey
1997-98	82	25	39	18	-	197	231	68	5th	New Jersey
1998-99	82	33	38	11	-	217	227	77	4th	New Jersey
1999-00	82	29	38	12	3	218	246	73	4th	Philadelphia
2000-01	82	33	43	5	1	250	290	72	4th	New Jersey
2001-02	82	36	38	4	4	227	258	80	4th	Philadelphia
2002-03	82	32	36	10	4	210	231	78	4th	New Jersey
2003-04	82	27	40	7	8	206	250	69	4th	Philadelphia
2005-06	82	44	26	-	12	257	215	100	3rd	New Jersey
2006-07	82	42	30	-	10	242	216	94	3rd	New Jersey
2007-08	82	42	27	-	13	213	199	97	3rd	Pittsburgh
2008-09	82	43	30	-	9	210	218	95	4th	New Jersey
2009-10	82	38	33	-	11	222	218	87	4th	New Jersey
2010-11	82	44	33	-	5	233	198	93	3rd	Philadelphia
2011-12	**82**	**51**	**24**	-	**7**	**226**	**187**	**109**	**1st**	**RANGERS*****
2012-13	48	26	18	-	4	130	112	56	2nd	Pittsburgh
2013-14	82	45	31	-	6	218	193	96	2nd	Pittsburgh
2014-15	**82**	**53**	**22**	-	**7**	**252**	**192**	**113**	**1st**	**RANGERS****
2015-16	82	46	27	-	9	236	217	101	3rd	Washington
2016-17	82	48	28	-	6	256	220	102	4th	Washington
2017-18	82	34	39	-	9	231	268	77	8th	Washington

ALL-TIME HOME AND AWAY RECORD YEAR-BY-YEAR

	HOME								AWAY							
YEAR	GP	W	L	T	OTL	GF	GA	PTS	GP	W	L	T	OTL	GF	GA	PTS
1926-27	22	13	5	4	-	46	31	30	22	12	8	2	-	49	41	26
1927-28	22	10	8	4	-	47	36	24	22	9	8	5	-	47	43	23
1928-29	22	12	6	4	-	32	21	28	22	9	7	6	-	40	44	24
1929-30	22	11	5	6	-	79	54	28	22	6	12	4	-	57	89	16
1930-31	22	10	9	3	-	58	43	23	22	9	7	6	-	48	44	24
1931-32	24	13	7	4	-	66	54	30	24	10	10	4	-	68	58	24
1932-33	24	12	7	5	-	64	55	29	24	11	10	3	-	71	52	25
1933-34	24	11	7	6	-	58	47	28	24	10	12	2	-	62	66	22
1934-35	24	11	8	5	-	69	64	27	24	11	12	1	-	68	75	23
1935-36	24	11	6	7	-	49	42	29	24	8	11	5	-	42	54	21
1936-37	24	9	7	8	-	55	46	26	24	10	13	1	-	62	60	21
1937-38	24	15	5	4	-	79	50	34	24	12	10	2	-	70	46	26
1938-39	24	13	8	3	-	70	48	29	24	13	8	3	-	79	57	29
1939-40	24	17	4	3	-	82	33	37	24	10	7	7	-	54	44	27
1940-41	24	13	7	4	-	85	60	30	24	8	12	4	-	58	65	20
1941-42	24	15	8	1	-	97	72	31	24	14	9	1	-	80	71	29
1942-43	25	7	13	5	-	83	112	19	25	4	18	3	-	78	141	11
1943-44	25	4	17	4	-	78	137	12	25	2	22	1	-	84	173	5
1944-45	25	7	11	7	-	77	101	21	25	4	18	3	-	77	146	11
1945-46	25	8	12	5	-	72	85	21	25	5	16	4	-	72	106	14
1946-47	30	11	14	5	-	106	100	27	30	11	18	1	-	61	86	23
1947-48	30	11	12	7	-	90	96	29	30	10	14	6	-	86	105	26
1948-49	30	13	12	5	-	77	65	31	30	5	19	6	-	56	107	16
1949-50	35	19	12	4	-	89	73	42	35	9	19	7	-	81	116	25
1950-51	35	14	11	10	-	98	97	38	35	6	18	11	-	71	104	23
1951-52	35	16	13	6	-	112	97	38	35	7	21	7	-	80	122	21
1952-53	35	11	14	10	-	89	90	32	35	6	23	6	-	63	121	18
1953-54	35	18	12	5	-	95	90	41	35	11	19	5	-	66	92	27
1954-55	35	10	12	13	-	86	93	33	35	7	23	5	-	64	117	19
1955-56	35	20	7	8	-	122	78	48	35	12	21	2	-	82	125	26
1956-57	35	15	12	8	-	103	97	38	35	11	18	6	-	81	130	28
1957-58	35	14	15	6	-	92	93	34	35	18	10	7	-	103	95	43
1958-59	35	14	16	5	-	108	110	33	35	12	16	7	-	93	107	31
1959-60	35	10	15	10	-	103	105	30	35	7	23	5	-	84	142	19
1960-61	35	15	15	5	-	102	95	35	35	7	23	5	-	102	153	19
1961-62	35	16	11	8	-	105	91	40	35	10	21	4	-	90	116	24
1962-63	35	12	17	6	-	107	110	30	35	10	19	6	-	104	123	26
1963-64	35	14	13	8	-	97	102	36	35	8	25	2	-	89	140	18
1964-65	35	8	19	8	-	94	132	24	35	12	19	4	-	85	114	28
1965-66	35	12	16	7	-	95	104	31	35	6	25	4	-	100	157	16
1966-67	35	18	12	5	-	100	81	41	35	12	16	7	-	88	108	31
1967-68	37	22	8	7	-	118	87	51	37	17	15	5	-	108	96	39
1968-69	38	27	7	4	-	131	74	58	38	14	19	5	-	100	122	33
1969-70	38	22	8	8	-	125	84	52	38	16	14	8	-	121	105	40
1970-71	39	30	2	7	-	150	71	67	39	19	16	4	-	109	106	42
1971-72	39	26	6	7	-	173	88	59	39	22	11	6	-	144	104	50

* Beginning in 2005-06, the NHL instituted the shootout to follow a scoreless five-minute overtime to eliminate ties. The winning team in the shootout gains two points and a win in the standings, while the losing team receives one point, recorded as an "OTL" in the standings.

ALL-TIME HOME AND AWAY RECORD YEAR-BY-YEAR

	HOME								AWAY							
YEAR	GP	W	L	T	OTL	GF	GA	PTS	GP	W	L	T	OTL	GF	GA	PTS
1972-73	39	26	8	5	-	162	84	57	39	21	15	3	-	135	124	45
1973-74	39	26	7	6	-	166	102	58	39	14	17	8	-	134	149	36
1974-75	40	21	11	8	-	174	120	50	40	16	18	6	-	145	156	38
1975-76	40	16	16	8	-	134	136	40	40	13	26	1	-	128	197	27
1976-77	40	17	18	5	-	139	147	39	40	12	19	9	-	133	163	33
1977-78	40	18	15	7	-	157	138	43	40	12	22	6	-	122	142	30
1978-79	40	19	13	8	-	161	140	46	40	21	16	3	-	155	152	45
1979-80	40	22	10	8	-	168	129	52	40	16	22	2	-	140	155	34
1980-81	40	17	13	10	-	166	143	44	40	13	23	4	-	146	174	30
1981-82	40	19	15	6	-	162	154	44	40	20	12	8	-	154	152	48
1982-83	40	24	13	3	-	186	135	51	40	11	22	7	-	120	152	29
1983-84	40	27	12	1	-	169	145	55	40	15	17	8	-	145	159	38
1984-85	40	16	18	6	-	150	153	38	40	10	26	4	-	145	192	24
1985-86	40	20	18	2	-	147	123	42	40	16	20	4	-	133	153	36
1986-87	40	18	18	4	-	152	156	40	40	16	20	4	-	155	167	36
1987-88	40	22	13	5	-	160	125	49	40	14	21	5	-	140	158	33
1988-89	40	21	17	2	-	160	147	44	40	16	18	6	-	150	160	38
1989-90	40	20	11	9	-	147	119	49	40	16	20	4	-	132	148	36
1990-91	40	22	11	7	-	161	114	51	40	14	20	6	-	136	151	34
1991-92	40	28	8	4	-	170	106	60	40	22	17	1	-	151	140	45
1992-93	42	20	17	5	-	158	142	45	42	14	22	6	-	146	166	34
1993-94	42	28	8	6	-	153	111	62	42	24	16	2	-	146	120	50
1994-95	24	11	10	3	-	80	72	25	24	11	13	0	-	59	62	22
1995-96	41	22	10	9	-	150	122	53	41	19	17	5	-	122	115	43
1996-97	41	21	14	6	-	139	110	48	41	17	20	4	-	119	121	38
1997-98	41	14	18	9	-	102	103	37	41	11	21	9	-	95	128	31
1998-99	41	17	19	5	-	105	102	39	41	16	19	6	-	112	125	38
1999-00	41	15	20	5	1	109	123	36	41	14	18	7	2	109	123	37
2000-01	41	17	20	3	1	125	136	38	41	16	23	2	0	125	154	34
2001-02	41	19	19	2	1	119	129	41	41	17	19	2	3	108	129	39
2002-03	41	17	18	4	2	100	107	40	41	15	18	6	2	110	124	38
2003-04	41	13	21	3	4	108	123	33	41	14	19	4	4	98	127	36
2005-06	41	25	10	-	6	126	94	56	41	19	16	-	6	131	121	44
2006-07	41	21	15	-	5	123	105	47	41	21	15	-	5	110	106	47
2007-08	41	25	13	-	3	106	90	53	41	17	14	-	10	107	109	44
2008-09	41	26	11	-	4	114	93	56	41	17	19	-	5	96	124	39
2009-10	41	18	17	-	6	123	113	42	41	20	16	-	5	98	105	45
2010-11	41	20	17	-	4	127	101	44	41	24	16	-	1	106	97	49
2011-12	41	27	12	-	2	115	88	56	41	24	12	-	5	111	99	53
2012-13	24	16	6	-	2	77	51	34	24	10	12	-	2	53	61	22
2013-14	41	20	17	-	4	105	93	44	41	25	14	-	2	113	100	52
2014-15	41	25	11	-	5	125	99	55	41	28	11	-	2	127	93	58
2015-16	41	27	10	-	4	130	101	58	41	19	17	-	5	106	116	43
2016-17	41	21	16	-	4	129	123	46	41	27	12	-	2	127	97	56
2017-18	41	21	16	-	4	126	127	46	41	13	23	-	5	105	141	31

THE LAST TIME...

Rangers Recorded a Shutout at Home: 12/27/17, Rangers 1, Washington 0. Goaltender: Ondrej Pavelec

Rangers Recorded a Shutout on Road: 3/25/17, Rangers 3, Los Angeles 0. Goaltender: Antti Raanta

Opponent Recorded a Shutout against the Rangers at MSG: 3/6/18, Rangers 0, Winnipeg 3. Opponent Goaltender: Steve Mason

Opponent Recorded a Shutout against the Rangers on Road: 4/7/18, Rangers 0, Philadelphia 5. Opponent Goaltender: Brian Elliott

Rangers Played a Game That Ended in a 0-0 Tie: 10/16/03 vs. Atlanta: Goaltenders: Mike Dunham (Rangers) and Pasi Nurminen (Opponent)

Rangers Played a Game That was Tied 0-0 After Overtime (Game Decided in Shootout): 12/27/17 vs. Washington (Rangers won 1-0 in shootout). Goaltenders: Ondrej Pavelec (Rangers) and Philipp Grubauer (Opponent)

Rangers Won 1-0 at Home: 12/27/17, Rangers 1, Washington 0. Rangers Goaltender: Ondrej Pavelec

Rangers Lost 1-0 at Home: 3/18/15, Rangers 0, Chicago 1. Opponent Goaltender: Scott Darling

Rangers Won 1-0 on Road: 3/6/17, Rangers 1, Tampa Bay 0. Rangers Goaltender: Antti Raanta

Rangers Lost 1-0 on Road: 4/12/14, Rangers 0, Montreal 1. Opponent Goaltender: Carey Price

Rangers Had Two Consecutive Shutouts: 12/9/16 at Chicago, Rangers 1, Chicago 0. Rangers Goaltender: Antti Raanta. 12/11/16 at Madison Square Garden, Rangers 5, New Jersey 0. Rangers Goaltender: Antti Raanta.

Rangers Were Shut Out in Two Consecutive Games: 1/13/15 at Madison Square Garden, Rangers 0, NY Islanders 3. Opponent Goaltender: Jaroslav Halak. 1/15/15 at Boston, Rangers 0, Boston 3. Opponent Goaltender: Tuukka Rask.

Rangers Held Opponent Shotless in One Period: 10/15/16, third period at St. Louis. Rangers lost 3-2.

Rangers Did Not Have a Penalty in a Game: 4/9/17 vs. Pittsburgh. Rangers won 3-2. Referees: Dan O'Halloran and Francis Charron.

Rangers Scored At Least 10 Goals in a Game: 11/10/98 at Tampa Bay. Rangers won 10-2.

Opponent Scored At Least 10 Goals in a Game: 2/6/09 at Dallas. Stars won 10-2.

Rangers Scored At Least Five Goals in One Period: 10/27/14 vs. Minnesota. Rangers scored five goals in the third period and won the game, 5-4.

Opponent Scored At Least Five Goals in One Period: 3/30/18 vs. Tampa Bay. Lightning scored five goals in the third period and won the game, 7-3.

Rangers Had At Least 50 Shots On Goal in a Game: 50, 2/15/18 at NY Islanders. Rangers lost 3-0.

Opponent Had At Least 50 Shots On Goal in a Game: 50, 3/30/18 vs. Tampa Bay. Rangers lost 7-3.

Rangers Had At Least 50 Shots On Goal in Consecutive Games: 1/3/94 vs. Florida, 54. 1/5/94 vs. Calgary, 53.

Rangers Had At Least 25 Shots On Goal in a Period: 1/17/17 vs. Dallas. Rangers had 25 shots on goal in the third period and lost, 7-6.

Opponent Had At Least 25 Shots on Goal in a Period: 11/23/01 at Washington. Capitals had 27 shots on goal in the third period and won 6-2.

Four-Goal Game By a Ranger at Home: 3/6/11 vs. Philadelphia. Ryan Callahan scored three goals against Brian Boucher and one goal against Sergei Bobrovsky. Rangers won 7-0.

Four-Goal Game By a Ranger on Road: 3/29/01 at NY Islanders. Radek Dvorak scored three goals against Rick DiPietro and one into an empty net. Rangers won 6-4.

Four-Goal Game By Opponent at Home: 12/3/06 vs. NY Islanders. Viktor Kozlov scored one goal against Henrik Lundqvist and three against Kevin Weekes. Rangers lost 7-4.

Four-Goal Game By Opponent on Road: 10/8/13 at San Jose. Tomas Hertl scored one goal against Henrik Lundqvist and three goals against Martin Biron. Rangers lost 9-2.

Five-Goal Game By a Ranger at Home: 2/23/83 vs. Hartford. Mark Pavelich scored five goals against Greg Millen. Rangers won 11-3.

Five-Goal Game By a Ranger on Road: 10/12/76 at Minnesota. Don Murdoch scored five goals against Gary Smith. Rangers won 10-4.

Five-Goal Game By Opponent at Home: 4/9/93 vs. Pittsburgh. Mario Lemieux scored three goals against Corey Hirsch and two against Mike Richter. Rangers lost 10-4.

Five-Goal Game By Opponent on Road: 12/20/07 at Minnesota. Marian Gaborik scored five goals vs. Henrik Lundqvist. Rangers lost 6-3.

Rangers Goaltender Assisted on a Goal: 11/2/17 at Tampa Bay. Henrik Lundqvist assisted on a goal by J.T. Miller at 1:19 of overtime. Rangers won 2-1.

Rangers Goaltender Assisted on a Goal in Consecutive Games: 1/5/11 vs. Carolina. Henrik Lundqvist assisted on a goal by Mats Zuccarello at 3:09 of overtime. Rangers won 2-1 in overtime. 1/7/11 at Dallas. Henrik Lundqvist assisted on a goal by Artem Anisimov at 8:04 of the third period. Rangers won 3-2 in a shootout.

Rangers Had a Penalty Shot: 12/29/17 at Detroit. Brady Skjei had a penalty shot attempt against Jimmy Howard. Result: Save. Rangers lost 3-2.

Opponent Had a Penalty Shot: 4/3/18 at New Jersey. Taylor Hall had a penalty shot attempt against Henrik Lundqvist. Result: Goal. Rangers lost 5-2.

Rangers Scored on a Penalty Shot: 12/9/15 at Vancouver. Dan Boyle scored against Ryan Miller. Rangers lost 2-1.

Opponent Scored on a Penalty Shot: 4/3/18 at New Jersey. Taylor Hall scored against Henrik Lundqvist. Rangers lost 5-2.

Rangers Had Two Penalty Shots in One Game: 2/16/86 vs. Detroit. Pierre Larouche and Mike Ridley each had a penalty shot attempt against Corrado Micalef. Both were denied. Rangers won 3-1.

Rangers Had A Penalty Shot in Consecutive Games: 11/19/15 at Tampa Bay. Chris Kreider was denied by Ben Bishop. Rangers lost 2-1. 11/21/15 at Florida. Chris Kreider was denied by Roberto Luongo. Rangers won 5-4.

Rangers And Opponent Each Had a Penalty Shot in One Game: 11/21/15 at Florida. Rangers' Chris Kreider was denied by Roberto Luongo; Florida's Reilly Smith was denied by Henrik Lundqvist. Rangers won 5-4.

Rangers Had Two Hat Tricks in One Game: 3/24/78 at Washington. Ron Duguay and Phil Esposito each tallied a hat trick. Rangers won 11-4.

Rangers Had Hat Tricks in Consecutive Games: 12/29/16 at Arizona. Hat Trick: Matt Puempel. Rangers won 6-3. 12/31/16 at Colorado. Hat Trick: Chris Kreider. Rangers won 6-2.

LAST SHUTOUT VS. NHL

TEAM	BY RANGERS	VS. RANGERS
Anaheim	3-0, Oct. 11, 2009 at MSG (Valiquette)	6-0, Oct. 10, 2013 at ANA (Hiller)
Arizona**	3-0, Feb. 26, 1999 at MSG (Richter)	5-0, Dec. 31, 2001 at PHX (Burke)
Boston	3-0, Feb. 14, 2012 at BOS (Lundqvist)	3-0, Jan. 15, 2015 at BOS (Rask)
Buffalo	2-0, Mar. 14, 2015 at BUF (Skapski)	0-1, Feb. 1, 2012 at BUF (Miller)*
Calgary	1-0, Feb. 24, 2015 at MSG (Talbot)	3-0, Dec. 7, 2008 at MSG (Kiprusoff)
Carolina	3-0, Nov. 10, 2015 at MSG (Lundqvist)	3-0, Mar. 9, 2009 at CAR (Ward)
Chicago	1-0, Dec. 9, 2016 at CHI (Raanta)	1-0, Mar. 18, 2015 at MSG (Darling)
Colorado***	5-0, Oct. 29, 1990 at MSG (Vanbiesbrouck)	2-0, Jan. 28, 1995 at QUE (Fiset)
Columbus	None	2-0, Nov. 17, 2017 at CBJ (Bobrovsky)
Dallas	2-0, Dec. 15, 2016 at DAL (Lundqvist/Raanta)****	1-0, Dec. 13, 2011 at MSG (Bachman)
Detroit	1-0, Jan. 22, 2017 at DET (Lundqvist)	6-0, Mar. 24, 2001 at MSG (Osgood)
Edmonton	2-0, Dec. 14, 2014 at EDM (Lundqvist)	2-0, Oct. 22, 2011 at EDM (Khabibulin)
Florida	1-0, Mar. 22, 2011 at MSG (Lundqvist)	3-0, Jan. 2, 2016 at FLA (Luongo)
Los Angeles	3-0, Mar. 25, 2017 at LAK (Raanta)	1-0, Nov. 17, 2013 at MSG (Scrivens)
Minnesota	None	None
Montreal	2-0, Oct. 8, 2017 at MSG (Lundqvist)	3-0, Oct. 15, 2015 at MTL (Price)
Nashville	3-0, Nov. 23, 2015 at MSG (Lundqvist)	3-0, Oct. 18, 2006 at MSG (Vokoun)
New Jersey	5-0, Dec. 11, 2016 at MSG (Raanta)	4-0, Oct. 19, 2013 at NJD (Schneider)
NY Islanders	1-0, Apr. 13, 2013 at NYI (Lundqvist)	3-0, Feb. 15, 2018 at NYI (Halak)
Ottawa	3-0, Nov. 19, 2017 at MSG (Lundqvist)	2-0, Nov. 27, 2016 at MSG (Anderson)
Philadelphia	3-0, Nov. 28, 2014 at PHI (Talbot)	5-0, Apr. 7, 2018 at PHI (Elliott)
Pittsburgh	3-0, Feb. 10, 2016 at PIT (Lundqvist)	3-0, Mar. 16, 2013 at PIT (Fleury)
St. Louis	5-0, Nov. 1, 2016 at MSG (Lundqvist)	2-0, Nov. 7, 2010 at MSG (Conklin)
San Jose	4-0, Oct. 19, 2015 at MSG (Raanta)	1-0, Mar. 16, 2014 at MSG (Niemi)
Tampa Bay	1-0, Mar. 6, 2017 at TBL (Raanta)	5-0, Nov. 25, 2013 at TBL (Bishop)
Toronto	3-0, Jan. 14, 2012 at TOR (Biron)	4-0, Feb. 1, 2018 at MSG (McElhinney)
Vancouver	4-0, Oct. 18, 2011 at VAN (Lundqvist)	3-0, Jan. 3, 2008 at VAN (Luongo)
Vegas	None	None
Washington	1-0, Dec. 27, 2017 at MSG (Pavelec)	0-1, Dec. 27, 2017 at MSG (Grubauer)*
Winnipeg	0-1, Nov. 1, 2014 at MSG (Lundqvist)*	3-0, Mar. 6, 2018 at MSG (Mason)

* Score was tied 0-0 after overtime and game was decided in a shootout. Despite recording an overtime loss, the goaltender also recorded a shutout.

** Includes results against the Phoenix Coyotes prior to the 2014-15 season

*** Includes results against the Quebec Nordiques prior to the 1995-96 season

**** First and only combined shutout between two Rangers goaltenders in franchise history

LAST OVERTIME WIN AND LOSS VS. NHL

TEAM	WIN	LOSS
Anaheim	3-2, Dec. 22, 2015 at MSG (Zuccarello, 2:37)	1-2, Oct. 8, 2011 at ANA (Ryan*)
Arizona***	2-1, Jan. 6, 2018 at ARI (Zibanejad*)	4-5, Nov. 2, 1986 at MSG (MacLean, 3:23)
Boston	3-2, Dec. 16, 2017 at BOS (Zuccarello, 1:56)	3-4, Jan. 19, 2008 at BOS (Kessel*)
Buffalo	3-2, Jan. 1, 2018 at BUF (Miller, 2:43)	1-2, Mar. 7, 2010 at MSG (Kaleta, 2:22)
Calgary	4-3, Dec. 15, 2013 at MSG (Pouliot*)	4-5, Dec. 12, 2015 at CGY (Brodie, 2:09)
Carolina	3-2, Mar. 21, 2015 at CAR (Zuccarello*)	1-2, Jan. 2, 2010 at MSG (Whitney, 3:45)
Chicago	1-0, Dec. 9, 2016 at CHI (Holden, 0:55)	1-2, Dec. 9, 2009 at CHI (Byfuglien, 3:43)
Colorado**	6-5, Nov. 20, 1983 at MSG (Andersson, 0:08)	3-4, Nov. 13, 2014 at MSG (Tanguay*)
Columbus	4-3, Apr. 6, 2015 at MSG (Stepan, 4:10)	3-4, Jan. 6, 2014 at MSG (Letestu*)
Dallas	3-2, Jan. 7, 2011 at DAL (Zuccarello*)	1-2, Dec. 11, 2017 at MSG (Spezza*)
Detroit	2-1, Nov. 24, 2017 at MSG (Zuccarello, 0:37)	2-3, Feb. 25, 2018 at MSG (Daley, 4:54)
Edmonton	5-4, Jan. 12, 2006 at MSG (Jagr, 0:14)	2-3, Nov. 10, 2008 at MSG (Hemsky*)
Florida	5-4, Nov. 4, 2017 at FLA (Shattenkirk, 1:08)	3-4, Mar. 10, 2018 at FLA (Trocheck*)
Los Angeles	4-3, Feb. 17, 2011 at MSG (Zuccarello*)	3-4, Mar. 17, 2016 at LAK (Kopitar, 1:34)
Minnesota	3-2, Mar. 5, 2002 at MIN (Leetch, 3:44)	None
Montreal	4-3, Mar. 17, 2009 at MTL (Drury*)	2-3, Feb. 21, 2017 at MSG (Byron*)
Nashville	2-1, Dec. 17, 2016 at NSH (Vesey*)	1-2, Feb. 28, 2004 at NSH (Hutchinson, 3:50)
New Jersey	4-3, Feb. 25, 2017 at NJD (Zibanejad, 1:16)	3-4, Dec. 21, 2017 at NJD (Boyle*)
NY Islanders	1-0, Apr. 13, 2013 at NYI (Girardi, 3:11)	3-4, Oct. 19, 2017 at MSG (Tavares*)
Ottawa	2-1, Nov. 14, 2015 at OTT (Boyle*)	2-3, Feb. 21, 2013 at OTT (Daugavins*)
Philadelphia	3-2, Feb. 6, 2016 at PHI (Zuccarello*)	2-3, Oct. 24, 2015 at PHI (Giroux*)
Pittsburgh	4-3, Mar. 14, 2018 at MSG (Zibanejad, 2:53)	4-5, Oct. 17, 2017 at MSG (Malkin, 0:58)
St. Louis	3-2, Mar. 3, 2007 at MSG (Hossa*)	3-4, Mar. 17, 2018 at STL (Schenn, 1:02)
San Jose	3-2, Mar. 12, 2011 at SJS (Dubinsky*)	4-5, Mar. 28, 2017 at SJS (Burns, 3:10)
Tampa Bay	2-1, Nov. 2, 2017 at TBL (Miller, 1:19)	3-4, Mar. 2, 2012 at TBL (Malone, 1:58)
Toronto	2-1, Feb. 23, 2017 at TOR (Zibanejad*)	2-3, Mar. 5, 2014 at MSG (Bozak, 1:51)
Vancouver	6-5, Feb. 28, 2018 at VAN (Gilmour, 1:22)	4-5, Feb. 19, 2015 at MSG (Burrows*)
Vegas	None	None
Washington	1-0, Dec. 27, 2017 at MSG (Zuccarello*)	2-3, Mar. 28, 2018 at WSH (Kuznetsov, 0:38)
Winnipeg****	3-2, Jan. 22, 2011 at ATL (Zuccarello*)	0-1, Nov. 1, 2014 at MSG (Kane*)

* Denotes shootout win/loss

** Includes results against the Quebec Nordiques prior to the 1995-96 season

*** Includes results against the Winnipeg Jets prior to the 1996-97 season

**** Includes results against the Atlanta Thrashers prior to the 2011-12 season

ALL-TIME HAT TRICK LEADERS

PLAYER	3GG	4GG	5GG	TOTAL
Bill Cook	8	1	0	9
Rod Gilbert	4	3	0	7
Camille Henry	5	1	0	6
Frank Boucher	6	0	0	6
Mark Messier	5	1	0	6
Jean Ratelle	5	1	0	6
Petr Nedved	6	0	0	6
Phil Esposito	5	1	0	6
Steve Vickers	4	2	0	6
Adam Graves	5	0	0	5
Andy Bathgate	5	0	0	5
Ron Duguay	5	0	0	5
Marian Gaborik	4	1	0	5
Bun Cook	4	0	0	4
Cecil Dillon	3	1	0	4
Darren Turcotte	4	0	0	4
Dave Balon	3	1	0	4
Dean Prentice	3	1	0	4
Don Maloney	4	0	0	4
Don Raleigh	3	1	0	4
Grant Warwick	4	0	0	4
Pierre Larouche	4	0	0	4
Tomas Sandstrom	3	1	0	4
Wally Hergesheimer	3	1	0	4
Alex Shibicky	3	0	0	3
Anders Hedberg	2	1	0	3
Brad Park	3	0	0	3
Derek Stepan	3	0	0	3
Don Murdoch	2	0	1	3
Jaromir Jagr	3	0	0	3
Lynn Patrick	3	0	0	3
Michael Grabner	3	0	0	3
Tony Granato	2	1	0	3
Ulf Nilsson	3	0	0	3
*Chris Kreider	2	0	0	2
Alexei Kovalev	2	0	0	2
Andy Hebenton	2	0	0	2
Bob Nevin	2	0	0	2
Bryan Hextall Sr.	2	0	0	2
Earl Ingarfield	2	0	0	2
Eric Lindros	2	0	0	2
Greg Polis	1	1	0	2
Jan Hlavac	2	0	0	2
Mark Pavelich	1	0	1	2
Martin Straka	2	0	0	2
Mike Gartner	2	0	0	2
Mike Rogers	2	0	0	2
Pat Hickey	2	0	0	2
Pat Verbeek	2	0	0	2
Pete Stemkowski	2	0	0	2
Peter Sundstrom	2	0	0	2
Phil Goyette	2	0	0	2
Phil Watson	2	0	0	2
Radek Dvorak	1	1	0	2
Rick Nash	2	0	0	2
Ryan Callahan	1	1	0	2
Tony McKegney	1	1	0	2
Vic Hadfield	2	0	0	2
Wayne Dillon	2	0	0	2

PLAYER	3GG	4GG	5GG	TOTAL
*Mats Zuccarello	1	0	0	1
*Jimmy Vesey	1	0	0	1
Bill Fairbairn	1	0	0	1
Bill Hicke	1	0	0	1
Bob Brooke	1	0	0	1
Brad Richards	1	0	0	1
Brendan Shanahan	1	0	0	1
Brian Mullen	1	0	0	1
Brian Noonan	1	0	0	1
Bruce MacGregor	1	0	0	1
Buddy O'Connor	1	0	0	1
Butch Keeling	1	0	0	1
Cal Gardner	1	0	0	1
Carl Hagelin	1	0	0	1
Carol Vadnais	1	0	0	1
Chris Drury	1	0	0	1
Clint Smith	1	0	0	1
Dave Creighton	1	0	0	1
Dave Maloney	1	0	0	1
Derek Sanderson	1	0	0	1
Don Marshall	1	0	0	1
Dutch Hiller	1	0	0	1
Ed Olczyk	1	0	0	1
Ed Slowinski	1	0	0	1
Edgar Laprade	1	0	0	1
Fern Gauthier	1	0	0	1
Gene Carr	1	0	0	1
Guy Lafleur	1	0	0	1
Hank Goldup	1	0	0	1
Jeff Toms	1	0	0	1
Jimmy Bartlett	1	0	0	1
Kelly Kisio	1	0	0	1
Kevin Stevens	1	0	0	1
Leo Bourgeault	1	0	0	1
Matt Puempel	1	0	0	1
Mike Allison	1	0	0	1
Mike Ridley	1	0	0	1
Murray Murdoch	1	0	0	1
Nick Mickoski	0	1	0	1
Ozzie Aubuchon	1	0	0	1
Paul Broten	1	0	0	1
Pavel Bure	1	0	0	1
Ray Ferraro	1	0	0	1
Reg Sinclair	1	0	0	1
Reijo Ruotsalainen	1	0	0	1
Rick Middleton	0	1	0	1
Rob McClanahan	1	0	0	1
Ron Greschner	1	0	0	1
Ron Murphy	1	0	0	1
Sergei Nemchinov	1	0	0	1
Ted Irvine	1	0	0	1
Theoren Fleury	1	0	0	1
Tony Amonte	1	0	0	1
Tony Leswick	1	0	0	1
Ulf Dahlen	1	0	0	1
Walt Poddubny	1	0	0	1
Walt Tkaczuk	1	0	0	1
Wayne Gretzky	1	0	0	1

* Denotes players on current roster

ALL-TIME HAT TRICKS

DATE	PLAYER	OPPONENT	SITE	SCORE	GOALTENDER(S)
03/12/18	Jimmy Vesey	CAR	MSG	6-3	Scott Darling (2), empty net (1)
12/01/17	Michael Grabner	CAR	MSG	5-1	Scott Darling (1), empty net (2)
01/07/17	Michael Grabner	CBJ	Columbus	5-4	Curtis McElhinney
12/31/16	Chris Kreider	COL	Colorado	6-2	Calvin Pickard
12/29/16	Matt Puempel	ARI	Arizona	6-3	Mike Smith
10/30/16	Michael Grabner	TBL	MSG	6-1	Ben Bishop
11/21/15	Rick Nash	FLA	Florida	5-4 (OT)	Roberto Luongo
10/30/15	Mats Zuccarello	TOR	MSG	3-1	Jonathan Bernier (2), empty net (1)
12/27/14	Derek Stepan	NJD	MSG	3-1	Cory Schneider (2), empty net (1)
12/23/14	Rick Nash	WSH	MSG	4-2	Braden Holtby
03/14/14	Carl Hagelin	WPG	Winnipeg	4-2	Ondrej Pavelec (1), Al Montoya (2)
11/30/13	Chris Kreider	VAN	MSG	5-2	Roberto Luongo (2), Eddie Lack (1)
11/02/13	Derek Stepan	CAR	MSG	5-1	Justin Peters
04/19/13	Brad Richards	BUF	Buffalo	8-4	Ryan Miller (1), Jhonas Enroth (2)
01/23/13	Marian Gaborik	BOS	MSG	4-3 (OT)	Tuukka Rask
02/11/12	Ryan Callahan	PHI	Philadelphia	5-2	Sergei Bobrovsky
03/06/11	Ryan Callahan (4)	PHI	MSG	7-0	Brian Boucher (3), Sergei Bobrovsky (1)
01/19/11	Marian Gaborik (4)	TOR	MSG	7-0	Jonas Gustavsson
12/02/10	Marian Gaborik	NYI	Uniondale	6-5	Rick DiPietro
11/14/10	Marian Gaborik	EDM	MSG	8-2	Nikolai Khabibulin
10/09/10	Derek Stepan	BUF	Buffalo	6-3	Ryan Miller

ALL-TIME HAT TRICKS

DATE	PLAYER	OPPONENT	SITE	SCORE	GOALTENDER(S)
01/31/10	Marian Gaborik	COL	Colorado	3-1	Craig Anderson
11/06/08	Chris Drury	TBL	MSG	5-2	Mike Smith
01/04/07	Martin Straka	PHI	MSG	3-2	Robert Esche
12/03/06	Brendan Shanahan	NYI	MSG	4-7	Rick DiPietro
03/29/06	Martin Straka	NYI	Uniondale	5-1	Rick DiPietro
03/22/06	Jaromir Jagr	PHI	MSG	3-6	Robert Esche
11/12/05	Jaromir Jagr	PIT	Pittsburgh	6-1	Jocelyn Thibault
10/20/05	Jaromir Jagr	NYI	Uniondale	4-5	Rick DiPietro
01/13/03	Petr Nedved	TOR	MSG	5-1	Trevor Kidd
12/03/02	Pavel Bure	CBJ	MSG	5-3	Marc Denis
03/02/02	Eric Lindros	PHI	MSG	6-5	Roman Cechmanek (1), Brian Boucher (2)
01/23/02	Jeff Toms	BOS	MSG	8-4	Byron Dafoe
11/18/01	Eric Lindros	ATL	MSG	6-2	Milan Hnilicka (1), Damian Rhodes (2)
03/29/01	Radek Dvorak (4)	NYI	Uniondale	6-4	Rick DiPietro (3), empty net (1)
02/17/01	Petr Nedved	TBL	Tampa	5-4	Kevin Weekes
01/06/01	Jan Hlavac	NJD	MSG	5-5	Martin Brodeur
11/01/00	Theoren Fleury	TBL	MSG	6-1	Kevin Weekes
02/25/00	Petr Nedved	BUF	Buffalo	6-3	Dominik Hasek (2), empty net (1)
02/11/00	Jan Hlavac	BOS	MSG	5-2	Byron Dafoe
01/31/00	Radek Dvorak	NSH	MSG	5-1	Mike Dunham
01/24/00	Petr Nedved	ATL	Atlanta	6-3	Norm Maracle (2), Scott Fankhouser (1)
01/08/00	Petr Nedved	TOR	Toronto	5-3	Glenn Healy
02/28/99	Petr Nedved	PHI	MSG	6-5	John Vanbiesbrouck
11/10/98	Kevin Stevens	TBL	Tampa	10-2	Bill Ranford
10/11/97	Wayne Gretzky	VAN	Vancouver	6-3	Kirk McLean
03/14/97	Adam Graves	OTT	Ottawa	4-3 (OT)	Ron Tugnutt
02/08/97	Mark Messier	NYI	Uniondale	5-2	Eric Fichaud
11/26/96	Mark Messier	PHX	Phoenix	3-1	Nikolai Khabibulin (2), empty net (1)
10/16/96	Alexei Kovalev	PIT	MSG	8-1	Tom Barrasso (2), Ken Wregget (1)
01/03/96	Ray Ferraro	MTL	MSG	7-4	Jocelyn Thibault (2), Pat Jablonski (1)
12/02/95	Pat Verbeek	OTT	Ottawa	4-2	Don Beaupre
11/21/95	Pat Verbeek	PIT	MSG	9-4	Tom Barrasso
11/06/95	Mark Messier	CGY	MSG	4-2	Rick Tabaracci
03/01/95	Brian Noonan	HFD	Hartford	5-2	Jeff Reese (2), empty net (1)
01/30/95	Adam Graves	OTT	MSG	6-2	Don Beaupre
02/02/94	Adam Graves	NYI	MSG	4-4	Ron Hextall
01/31/94	Mike Gartner	PIT	MSG	5-3	Ken Wregget
03/24/93	Ed Olczyk	PHI	MSG	4-5	Tommy Soderstrom
01/29/93	Sergei Nemchinov	BUF	Buffalo	4-6	Tom Draper
12/27/92	Alexei Kovalev	BOS	MSG	6-5	Andy Moog
11/25/92	Adam Graves	PIT	Pittsburgh	11-3	Tom Barrasso (1), Ken Wregget (2)
04/16/92	Darren Turcotte	PIT	MSG	7-1	Ken Wregget (2), Wendell Young (1)
03/22/92	Mark Messier (4)	NJD	MSG	6-3	Chad Erickson
03/14/92	Tony Amonte	STL	St. Louis	6-0	Pat Jablonski
03/11/92	Mike Gartner	CHI	MSG	7-1	Dominik Hasek
03/01/92	Paul Broten	HFD	MSG	9-4	Kay Whitmore
02/14/92	Adam Graves	NYI	MSG	9-2	Mark Fitzpatrick (2), Glenn Healy (1)
12/13/91	Mark Messier	WSH	Washington	5-3	Don Beaupre (2), empty net (1)
11/19/91	Mark Messier	VAN	Vancouver	4-3	Kirk McLean
03/30/91	Darren Turcotte	DET	Detroit	5-6	Tim Cheveldae
02/26/90	Darren Turcotte	BOS	MSG	6-1	Reggie Lemelin (2), Andy Moog (1)
03/01/89	Darren Turcotte	TOR	MSG	7-4	Allan Bester
02/27/89	Guy Lafleur	LAK	MSG	6-4	Glenn Healy
01/18/89	Tony Granato	CHI	Chicago	6-4	Ed Belfour
01/14/89	Tony Granato	PIT	Pittsburgh	4-4	Tom Barrasso
10/30/88	Tony Granato (4)	PIT	MSG	9-2	Steve Guenette (1), Frank Pietrangelo (3)
10/19/88	Brian Mullen	WSH	MSG	5-1	Clint Malarchuk
10/23/87	Ulf Dahlen	CHI	MSG	7-3	Darren Pang
03/04/87	Tomas Sandstrom	NYI	MSG	7-5	Billy Smith
02/24/87	Tony McKegney	BUF	Buffalo	6-3	Tom Barrasso (2), empty net (1)
02/01/87	Pierre Larouche	BOS	MSG	5-4	Bill Ranford (2), Doug Keans (1)
01/14/87	Tomas Sandstrom	CGY	Calgary	8-5	Reggie Lemelin (1), Mike Vernon (2)
01/11/87	Tomas Sandstrom (4)	VAN	MSG	8-3	Richard Brodeur
12/31/86	Tomas Sandstrom	NYI	MSG	4-3 (OT)	Kelly Hrudey
12/26/86	Kelly Kisio	NJD	New Jersey	7-4	Kirk McLean (2), Alain Chevrier (1)
12/17/86	Mike Ridley	WSH	MSG	6-1	Bob Mason
12/05/86	Walt Poddubny	WIN	Winnipeg	6-3	Eldon Reddick
11/21/86	Tony McKegney (4)	VAN	Vancouver	8-5	Richard Brodeur (1), Wendell Young (3)
11/20/85	Bob Brooke	TOR	MSG	7-3	Don Edwards
02/22/85	Peter Sundstrom	PIT	Pittsburgh	8-3	Brian Ford
10/25/84	Anders Hedberg	NJD	New Jersey	11-2	Hannu Kamppuri (2), Ron Low (1)
03/22/84	Pierre Larouche	NJD	New Jersey	5-3	Glenn Resch
01/25/84	Pierre Larouche	PIT	Pittsburgh	6-3	Roberto Romano (2), Michel Dion (1)
01/18/84	Pierre Larouche	STL	MSG	6-2	Michel Larocque
01/16/84	Peter Sundstrom	DET	MSG	8-5	Corrado Micalef
02/23/83	**Mark Pavelich (5)**	**HFD**	**MSG**	**11-3**	**Greg Millen**
11/24/82	Rob McClanahan	MNS	MSG	8-5	Don Beaupre
11/21/82	Mark Pavelich	NYI	MSG	7-3	Billy Smith (1), Roland Melanson (2)
11/20/82	Mike Rogers	TOR	Toronto	6-3	Mike Palmateer
03/17/82	Reijo Ruotsalainen	PHI	MSG	5-2	Pelle Lindbergh
02/02/82	Mike Rogers	VAN	Vancouver	4-3	Glen Hanlon
12/27/81	Ron Duguay	PIT	MSG	5-3	Paul Harrison
11/05/81	Ron Duguay	PHI	Philadelphia	6-2	Rick St. Croix
02/21/81	Don Maloney	WSH	MSG	6-4	Mike Palmateer
02/04/81	Don Maloney	NYI	MSG	9-3	Billy Smith
11/16/80	Anders Hedberg	HFD	MSG	7-3	Ken Holland
10/26/80	Anders Hedberg (4)	DET	MSG	7-6	Gilles Gilbert
10/11/80	Mike Allison	TOR	Toronto	8-3	Jiri Crha
03/31/80	Don Maloney	DET	MSG	7-5	Rogie Vachon
03/15/80	Ulf Nilsson	TOR	Toronto	8-4	Mike Palmateer (2), Jiri Crha (1)

ALL-TIME HAT TRICKS

DATE	PLAYER	OPPONENT	SITE	SCORE	GOALTENDER(S)
03/09/80	Dave Maloney	MNS	MSG	4-2	Gilles Meloche
01/22/80	Ron Duguay	LAK	Los Angeles	5-4	Ron Grahame
01/06/80	Don Maloney	AFM	MSG	5-5	Dan Bouchard
10/18/79	Phil Esposito	VAN	MSG	6-3	Glen Hanlon
03/15/79	Phil Esposito (4)	BOS	Boston	7-4	Jim Pettie
02/18/79	Phil Esposito	WSH	MSG	6-6	Gary Inness
01/21/79	Ulf Nilsson	PHI	MSG	5-5	Bernie Parent
01/14/79	Don Murdoch	AFM	Atlanta	6-4	Dan Bouchard
01/05/79	Ulf Nilsson	VAN	MSG	6-4	Dunc Wilson
11/15/78	Pat Hickey	CHI	MSG	8-1	Tony Esposito
03/24/78	Ron Duguay	WSH	Washington	11-4	Bernie Wolfe (1), Jim Bedard (2)
03/24/78	Phil Esposito	WSH	Washington	11-4	Bernie Wolfe
03/22/78	Ron Greschner	STL	St. Louis	6-1	Phil Myre
03/08/78	Don Murdoch	CLE	MSG	6-1	Gilles Meloche
02/23/78	Pat Hickey	CHI	MSG	6-2	Eddie Johnston
12/18/77	Ron Duguay	DET	MSG	6-2	Ron Low
11/30/77	Phil Esposito	STL	St. Louis	4-0	Ed Staniowski
10/26/77	Steve Vickers (4)	STL	MSG	6-2	Ed Staniowski
01/09/77	Phil Esposito	LAK	MSG	4-5	Rogie Vachon
12/08/76	Wayne Dillon	STL	MSG	4-4	Eddie Johnston
10/12/76	**Don Murdoch (5)**	**MNS**	**Minnesota**	**10-4**	**Gary Smith**
03/13/76	Wayne Dillon	VAN	Vancouver	7-3	Gary Smith
02/18/76	Steve Vickers	WSH	MSG	11-4	Ron Low
02/07/76	Rod Gilbert (4)	DET	Detroit	5-4	Doug Grant
01/04/76	Carol Vadnais	TOR	MSG	6-8	Wayne Thomas
03/30/75	Steve Vickers (4)	KCS	MSG	8-2	Peter McDuffe
03/02/75	Greg Polis	PIT	MSG	6-8	Michel Plasse
02/15/75	Greg Polis (4)	MNS	Minnesota	9-2	Pete LoPresti
02/02/75	Rod Gilbert (4)	DET	MSG	5-5	Jim Rutherford
01/08/75	Brad Park	KCS	Kansas City	6-1	Michel Plasse
12/18/74	Derek Sanderson	MNS	MSG	7-0	Cesare Maniago
11/17/74	Rick Middleton (4)	CGS	MSG	10-0	Gary Simmons
11/06/74	Rod Gilbert	CGS	Oakland	7-3	Gary Simmons
10/23/74	Bill Fairbairn	STL	MSG	5-1	Eddie Johnston
02/06/74	Steve Vickers	NYI	MSG	6-0	Billy Smith
11/24/73	Jean Ratelle	LAK	MSG	5-5	Rogie Vachon
02/04/73	Pete Stemkowski	AFM	MSG	6-0	Phil Myre
02/03/73	Walt Tkaczuk	BOS	Boston	7-3	Eddie Johnston
01/11/73	Pete Stemkowski	BUF	Buffalo	4-2	Dave Dryden (2), empty net (1)
12/31/72	Jean Ratelle	STL	MSG	6-1	Bob Johnson (2), Jacques Caron (1)
12/17/72	Gene Carr	PIT	MSG	9-1	Denis Herron
11/15/72	Steve Vickers	PHI	MSG	7-3	Michel Belhumeur
11/12/72	Steve Vickers	LAK	MSG	5-1	Gary Edwards
02/15/72	Jean Ratelle	VAN	Vancouver	5-1	Dunc Wilson (2), empty net (1)
02/12/72	Brad Park	PIT	Pittsburgh	8-3	Jim Rutherford
01/05/72	Jean Ratelle	STL	MSG	9-1	Ernie Wakely
12/12/71	Brad Park	PIT	MSG	6-1	Jim Rutherford
11/21/71	Jean Ratelle (4)	CGS	MSG	12-1	Gilles Meloche
03/07/71	Ted Irvine	LAK	MSG	4-2	Denis DeJordy (2), empty net (1)
03/03/71	Bruce MacGregor	CGS	MSG	8-1	Gary Smith
01/24/71	Dave Balon (4)	MNS	MSG	6-2	Gilles Gilbert
12/22/70	Dave Balon	BUF	Buffalo	7-2	Roger Crozier
04/05/70	Dave Balon	DET	MSG	9-5	Roger Crozier
02/01/70	Dave Balon	PIT	MSG	6-0	Al Smith
11/02/69	Vic Hadfield	STL	MSG	6-4	Ernie Wakely
10/20/68	Phil Goyette	LAK	MSG	7-0	Wayne Rutledge (1), Gerry Desjardins (2)
03/20/68	Bob Nevin	CHI	Chicago	5-3	Dave Dryden
02/24/68	Rod Gilbert (4)	MTL	Montreal	6-1	Rogie Vachon
01/07/68	Jean Ratelle	TOR	MSG	6-2	Bruce Gamble
12/17/67	Rod Gilbert	STL	MSG	5-3	Seth Martin
03/29/67	Don Marshall	DET	MSG	10-5	Roger Crozier (1), George Gardner (2)
03/29/67	Rod Gilbert	DET	MSG	10-5	Roger Crozier (1), George Gardner (2)
10/22/66	Rod Gilbert	TOR	Toronto	4-4	Johnny Bower
12/26/65	Bob Nevin	BOS	MSG	6-4	Bernie Parent (2), Eddie Johnston (1)
12/18/65	Earl Ingarfield	TOR	Toronto	4-8	Johnny Bower
01/17/65	Camille Henry	DET	Detroit	4-2	Roger Crozier
01/09/65	Bill Hicke	MTL	Montreal	6-5	Charlie Hodge
10/30/63	Phil Goyette	BOS	MSG	4-3	Eddie Johnston
03/20/63	Vic Hadfield	BOS	MSG	5-1	Eddie Johnston
02/28/63	Andy Bathgate	CHI	Chicago	6-1	Glenn Hall
02/26/63	Camille Henry	DET	Detroit	4-3	Terry Sawchuk
12/16/62	Andy Hebenton	DET	MSG	5-2	Terry Sawchuk
12/23/61	Camille Henry	CHI	MSG	7-3	Glenn Hall
11/19/61	Earl Ingarfield	TOR	MSG	5-3	Johnny Bower (2), empty net (1)
10/12/61	Andy Bathgate	BOS	MSG	6-3	Don Head
03/05/61	Camille Henry	DET	MSG	8-3	Terry Sawchuk
01/22/61	Dean Prentice	DET	Detroit	5-3	Hank Bassen
11/23/60	Andy Bathgate	BOS	MSG	6-3	Bruce Gamble
03/19/60	Dean Prentice	DET	Detroit	3-6	Terry Sawchuk
12/06/59	Jimmy Bartlett	TOR	MSG	6-0	Johnny Bower
03/11/59	Andy Bathgate	CHI	MSG	3-5	Glenn Hall
03/08/59	Andy Hebenton	DET	MSG	4-2	Terry Sawchuk
11/19/58	Dean Prentice (4)	TOR	MSG	7-4	Johnny Bower
03/12/58	Dave Creighton	CHI	Chicago	3-2	Glenn Hall
01/08/58	Camille Henry	TOR	MSG	5-5	Ed Chadwick
12/16/56	Andy Bathgate	MTL	MSG	4-2	Jacques Plante
11/24/55	Wally Hergesheimer	BOS	Boston	5-0	Terry Sawchuk
10/07/55	Ron Murphy	CHI	Chicago	7-4	Al Rollins
12/30/54	Dean Prentice	BOS	MSG	6-1	John Henderson
03/13/54	Camille Henry (4)	DET	Detroit	5-2	Terry Sawchuk

ALL-TIME HAT TRICKS

DATE	PLAYER	OPPONENT	SITE	SCORE	GOALTENDER(S)
03/03/54	Don Raleigh	TOR	Toronto	3-3	Harry Lumley
11/12/52	Wally Hergesheimer (4)	CHI	MSG	5-2	Al Rollins
10/22/52	Wally Hergesheimer	BOS	MSG	3-3	Jim Henry
03/12/52	Wally Hergesheimer	CHI	MSG	10-2	Harry Lumley
02/10/52	Ed Slowinski	TOR	MSG	3-4	Al Rollins
03/25/51	Reg Sinclair	CHI	MSG	5-2	Harry Lumley
03/11/51	Don Raleigh	MTL	MSG	5-5	Gerry McNeil
12/24/50	Nick Mickoski (4)	CHI	MSG	6-1	Harry Lumley
03/08/50	Don Raleigh	CHI	Chicago	4-2	Frank Brimsek
11/20/49	Tony Leswick	CHI	Chicago	5-2	Frank Brimsek
02/25/48	Don Raleigh (4)	CHI	MSG	4-7	Emile Francis
12/11/47	Phil Watson	MTL	Montreal	4-2	Bill Durnan
11/02/47	Buddy O'Connor	TOR	MSG	7-4	Turk Broda
02/26/47	Grant Warwick	CHI	MSG	7-9	Emile Francis
02/19/47	Grant Warwick	BOS	MSG	6-0	Frank Brimsek
12/08/46	Cal Gardner	BOS	Boston	6-4	Frank Brimsek
02/27/46	Edgar Laprade	TOR	Toronto	6-4	Turk Broda
12/19/45	Hank Goldup	BOS	Boston	7-8	Frank Brimsek
03/04/44	Fern Gauthier	BOS	Boston	9-10	Bert Gardiner
01/09/44	Dutch Hiller	MTL	MSG	5-6	Bill Durnan
12/25/43	Ozzie Aubuchon	TOR	Toronto	5-3	Paul Bibeault
11/08/42	Grant Warwick	MTL	Montreal	4-10	Paul Bibeault
02/07/42	Lynn Patrick	TOR	Toronto	4-6	Turk Broda
01/25/42	Grant Warwick	DET	MSG	11-2	Johnny Mowers
01/13/42	Alex Shibicky	BRK	MSG	9-2	Chuck Rayner
12/31/41	Bryan Hextall Sr.	BRK	MSG*	4-3	Chuck Rayner
12/11/41	Lynn Patrick	BRK	MSG*	5-3	Chuck Rayner
01/05/41	Phil Watson	NYA	MSG*	6-2	Earl Robertson
12/15/40	Bryan Hextall Sr.	NYA	MSG	6-3	Earl Robertson
01/23/40	Lynn Patrick	NYA	MSG*	5-3	Earl Robertson
12/22/38	Alex Shibicky	MTL	Montreal	5-2	Claude Bourque
12/08/38	Clint Smith	MTL	Montreal	6-5	Claude Bourque
02/01/38	Alex Shibicky	CHI	MSG	6-1	Mike Karakas
12/29/36	Butch Keeling	NYA	MSG*	5-1	Roy Worters
12/12/36	Cecil Dillon	TOR	Toronto	5-3	Turk Broda
02/04/36	Cecil Dillon	DET	MSG	4-4	Normie Smith
02/12/35	Cecil Dillon	SLE	St. Louis	5-1	Bill Beveridge
01/22/35	Frank Boucher	MTL	Montreal	7-0	Wilf Cude
01/25/34	Bun Cook	SEN	Ottawa	6-3	Bill Beveridge
03/12/33	Bill Cook (4)	NYA	MSG*	8-2	Roy Worters
01/28/33	Cecil Dillon (4)	SEN	Ottawa	9-2	Alec Connell (1), Bill Beveridge (3)
11/29/31	Bill Cook	CHI	Chicago	5-0	Charlie Gardiner
02/26/31	Bill Cook	TOR	MSG	4-1	Lorne Chabot
12/25/30	Bun Cook	SEN	Ottawa	4-1	Alec Connell
12/23/30	Bill Cook	MTL	MSG	5-1	George Hainsworth
12/04/30	Bill Cook	MTL	Montreal	4-5	George Hainsworth
01/23/30	Bun Cook	SEN	MSG	6-3	Alec Connell
01/05/30	Frank Boucher	PIR	MSG	8-3	Joe Miller
12/17/29	Bun Cook	NYA	MSG	6-2	Roy Worters
12/12/29	Leo Bourgeault	MTL	MSG	8-3	George Hainsworth
11/17/29	Bill Cook	DCG	MSG	5-5	Dolly Dolson
03/21/28	Frank Boucher	CHI	Chicago	6-1	Charlie Gardiner
03/18/28	Frank Boucher	NYA	MSG	7-3	Jake Forbes
01/29/28	Bill Cook	NYA	MSG*	7-0	Joe Miller
12/04/27	Frank Boucher	DCG	Detroit	3-1	Hap Holmes
03/26/27	Frank Boucher	BOS	Boston	3-4 (OT)	Hal Winkler
03/22/27	Bill Cook	PIR	MSG	4-1	Roy Worters
02/12/27	Bill Cook	PIR	Pittsburgh	3-2 (OT)	Roy Worters
01/16/27	Murray Murdoch	CHI	MSG	5-4	Hugh Lehman

* Rangers were the road team against the Americans at MSG

ALL-TIME SHUTOUTS

GOALTENDER	REGULAR SEASON	PLAYOFFS	TOTAL
*Lundqvist	63	10	73
Giacomin	49	1	50
Kerr	40	7	47
Roach	30	5	35
Richter	24	9	33
Rayner	24	1	25
Worsley	24	0	24
Chabot	21	2	23
Vanbiesbrouck	16	2	18
Aitkenhead	11	3	14
Villemure	13	0	13
Talbot	8	0	8
Davidson	7	1	8
Dunham	7	0	7
Healy	6	0	6
Bower	5	0	5
Plante	5	0	5
Raanta	5	0	5
Thomas	5	0	5
Henry	4	1	5

*Denotes player currently on the Rangers

GOALTENDER	REGULAR SEASON	PLAYOFFS	TOTAL
Valiquette	4	0	4
Baker	3	0	3
Biron	2	0	2
Maniago	2	0	2
Markkanen	2	0	2
Mio	2	0	2
Paille	2	0	2
Winkler	2	0	2
Hanlon	1	1	2
Beveridge	1	0	1
Blackburn	1	0	1
Froese	1	0	1
McAuley	1	0	1
McCartan	1	0	1
Pavelec	1	0	1
Sawchuk	1	0	1
Skapski	1	0	1
Soetaert	1	0	1
Weeks	1	0	1
Miller	0	1	1

MOST DECISIVE VICTORIES

HOME		
SCORE	OPPONENT	DATE
12-1	vs. California	Nov. 21, 1971
10-0	vs. California	Nov. 17, 1974
9-0	vs. Montreal	Feb. 4, 1940
9-0	vs. Chicago	Jan. 5, 1947
9-0	vs. Montreal	Jan. 30, 1949
9-0	vs. Boston	Feb. 23, 1969
9-0	vs. New Jersey	Mar. 31, 1986
11-2	vs. Detroit	Jan. 25, 1942
8-0	vs. Los Angeles	Jan. 9, 1972
9-1	vs. St. Louis	Jan. 5, 1972
9-1	vs. Pittsburgh	Dec. 17, 1972
10-2	vs. Chicago	Mar. 12, 1952
10-2	vs. Edmonton	Oct. 24, 1979
10-2	vs. Detroit	Dec. 23, 1985
11-3	vs. Hartford	Feb. 23, 1983

ROAD		
SCORE	OPPONENT	DATE
11-2	at New Jersey	Oct. 25, 1984
11-3	at Pittsburgh	Nov. 25, 1992
10-2	at Tampa Bay	Nov. 10, 1998
7-0	at NY Americans	Jan. 29, 1928
7-0	at Montreal	Jan. 22, 1935
7-0	at NY Americans	Feb. 2, 1939
7-0	at Toronto	Mar. 22, 1958
8-1	at Oakland	Nov. 7, 1969
8-1	at California	Nov. 5, 1971
8-1	at Minnesota	Dec. 30, 1974
9-2	at Ottawa	Jan. 28, 1933
9-2	at Minnesota	Feb. 15, 1975
11-4	at Minnesota	Dec. 4, 1976
11-4	at Washington	Mar. 24, 1978

MOST DECISIVE DEFEATS

HOME		
SCORE	OPPONENT	DATE
3-13	Boston	Jan. 2, 1944
0-9	Detroit	Dec. 6, 1950
1-10	Toronto	Mar. 21, 1965
0-8	Toronto	Mar. 9, 1944
0-8	Chicago	Apr. 2, 1967
0-7	Toronto	Jan. 28, 1945
1-8	Atlanta	Dec. 31, 1975
1-8	Montreal	Feb. 27, 1977
1-8	Minnesota	Jan. 15, 1979
5-12	Winnipeg	Feb. 25, 1985

ROAD		
SCORE	OPPONENT	DATE
0-15	at Detroit	Jan. 23, 1944
1-14	at Toronto	Mar. 16, 1957
3-14	at Boston	Jan. 21, 1945
2-12	at Detroit	Feb. 3, 1944
1-10	at Chicago	Jan. 28, 1943
2-11	at Montreal	Mar. 18, 1944
1-10	at Boston	Feb. 12, 1947
0-9	at Boston	Jan. 24, 1953
2-11	at Montreal	Jan. 21, 1960

ALL-TIME 10-GOAL GAMES

DATE	SCORE	OPPONENT
Mar. 16, 1939	11-5	at NY Americans
Jan. 25. 1942	11-2	vs. Detroit
Mar. 12, 1952	10-2	vs. Chicago
Mar. 29, 1967	10-5	vs. Detroit
Nov. 21, 1971	12-1	vs. California
Nov. 17, 1974	10-0	vs. California
Feb. 18, 1976	11-4	vs. Washington
Oct. 12, 1976	10-4	at Minnesota
Dec. 4, 1976	11-4	at Minnesota
Mar. 24, 1978	11-4	at Washington
Oct. 24, 1979	10-2	vs. Edmonton
Feb. 23, 1983	11-3	vs. Hartford
Oct. 25, 1984	11-2	at New Jersey
Dec. 23, 1985	10-2	vs. Detroit
Nov. 25, 1992	11-3	at Pittsburgh
Dec. 13, 1992	10-5	vs. Montreal
Nov. 10, 1998	10-2	at Tampa Bay

ALL-TIME 10-GOAL GAMES VS. RANGERS

DATE	SCORE	OPPONENT
Nov. 5, 1942	5-12	at Detroit
Nov. 8, 1942	4-10	at Montreal
Jan. 28, 1943	1-10	at Chicago
Mar, 16, 1943	5-11	at Boston
Nov. 14, 1943	5-10	at Chicago
Dec. 4, 1943	4-11	at Toronto
Jan. 2, 1944	3-13	vs. Boston
Jan. 23, 1944	0-15	at Detroit
Feb. 3, 1944	2-12	at Detroit
Mar. 4, 1944	9-10	at Boston
Mar. 18, 1944	2-11	at Montreal
Nov. 2, 1944	3-10	at Detroit
Dec. 21, 1944	3-11	at Detroit
Jan. 21, 1945	3-14	at Boston
Mar. 11, 1945	5-11	vs. Montreal
Feb. 12, 1947	1-10	at Boston
Feb. 19, 1955	2-10	at Montreal
Mar. 16, 1957	1-14	at Toronto
Jan. 21, 1960	2-11	at Montreal
Mar. 21, 1965	1-10	vs. Toronto
Nov. 15, 1973	2-10	at Boston
Dec. 19, 1974	3-11	at Boston
Apr. 3, 1976	2-10	at NY Islanders
Mar. 10, 1977	3-10	at Boston
Nov. 13, 1979	5-10	at NY Islanders
Nov. 17, 1984	4-10	at NY Islanders
Feb. 25, 1985	5-12	vs. Winnipeg
Mar. 7, 1985	5-11	at Calgary
Dec. 4, 1988	6-10	at Edmonton
Feb. 17, 1989	6-10	vs. Toronto
Dec. 31, 1992	6-11	at Buffalo
Mar. 6, 1993	2-10	at Quebec
Apr. 9, 1993	4-10	vs. Pittsburgh
Feb. 6, 2009	2-10	at Dallas

ALL-TIME 0-0 GAMES

DATE	OPPONENT/SITE	GOALTENDERS
Mar. 5, 1927	vs. Montreal at Montreal (Maroons)	Lorne Chabot and Clint Benedict
Feb. 7, 1928	vs. Ottawa at MSG	Lorne Chabot and Alex Connell
Feb. 9, 1928	vs. Ottawa at Ottawa	Lorne Chabot and Alex Connell
Feb. 26, 1928	vs. Detroit at Detroit	Lorne Chabot and Hap Holmes
Dec. 6, 1928	vs. Pittsburgh at Pittsburgh (Pirates)	John Ross Roach and Joe Miller
Jan. 6, 1929	vs. NY Americans at Americans	John Ross Roach and Roy Worters
Jan. 19, 1929	vs. Montreal at Montreal	John Ross Roach and George Hainsworth
Feb. 28, 1929	vs. Chicago at Chicago	John Ross Roach and Charlie Gardiner
Nov. 18, 1930	vs. NY Americans at MSG	John Ross Roach and Roy Worters
Mar. 15, 1931	vs. NY Americans at MSG	John Ross Roach and Roy Worters
Dec. 7, 1933	vs. Montreal at MSG	Andy Aitkenhead and Lorne Chabot
Dec. 21, 1933	vs. Ottawa at MSG	Andy Aitkenhead and Bill Beveridge
Dec. 30, 1934	vs. Boston at MSG	Dave Kerr and Tiny Thompson
Feb. 24, 1935	vs. Boston at MSG	Dave Kerr and Tiny Thompson
Jan. 5, 1936	vs. NY Americans at Americans	Dave Kerr and Roy Worters
Mar. 3, 1936	vs. Toronto at MSG	Dave Kerr and George Hainsworth
Mar. 10, 1936	vs. Montreal at Montreal (Maroons)	Dave Kerr and Lorne Chabot
Dec. 8, 1936	vs. Chicago at MSG	Dave Kerr and Mike Karakas
Dec. 17, 1939	vs. Detroit at Detroit	Dave Kerr and Tiny Thompson
Mar. 14, 1940	vs. Boston at MSG	Dave Kerr and Frank Brimsek
Jan. 7, 1945	vs. Chicago at MSG	Ken McAuley and Mike Karakas
Dec. 31, 1945	vs. Montreal at MSG	Chuck Rayner and Bill Durnan
Dec. 24, 1949	vs. Montreal at Montreal	Chuck Rayner and Bill Durnan
Oct. 22, 1950	vs. Boston at Boston	Chuck Rayner and Jack Gelineau
Mar. 5, 1954	vs. Chicago at Chicago	Johnny Bower and Al Rollins
Jan. 12, 1955	vs. Toronto at MSG	Lorne Worsley and Harry Lumley
Dec. 8, 1956	vs. Toronto at Toronto	Lorne Worsley and Ed Chadwick
Mar. 8, 1964	vs. Montreal at MSG	Jacques Plante and Charlie Hodge
Mar. 8, 1970	vs. Pittsburgh at MSG	Ed Giacomin and Al Smith
Mar. 30, 1981	vs. Philadelphia at MSG	Steve Baker and Rick St. Croix
Dec. 9, 1989	vs. NY Islanders at NY Islanders	John Vanbiesbrouck and Mark Fitzpatrick
Feb. 28, 1995	vs. Florida at MSG	Mike Richter and John Vanbiesbrouck
Oct. 27, 1998	vs. Buffalo at MSG	Mike Richter and Dominik Hasek
Oct. 16, 2003	vs. Atlanta at MSG	Mike Dunham and Pasi Nurminen
Oct. 20, 2007	vs. Boston at Boston (0-1, SO)	Henrik Lundqvist and Manny Fernandez
Mar. 9. 2008	vs. Boston at MSG (1-0, SO)	Henrik Lundqvist and Alex Auld
Oct. 17, 2008	vs. Toronto at MSG (1-0, SO)	Steve Valiquette and Vesa Toskala
Jan. 12, 2010	vs. New Jersey at MSG (0-1, SO)	Henrik Lundqvist and Martin Brodeur
Feb. 1, 2012	vs. Buffalo at Buffalo (1-0, SO)	Henrik Lundqvist and Ryan Miller
Nov. 1, 2014	vs. Winnipeg at MSG (0-1, SO)	Henrik Lundqvist and Ondrej Pavelec
Dec. 27, 2017	vs. Washington at MSG (1-0, SO)	Ondrej Pavelec and Philipp Grubauer

ALL-TIME PENALTY SHOTS

PLAYER	DATE	SCORE	GOALTENDER	RESULT
Bun Cook	11/18/34	Eagles 0 at NYR 5	Bill Beveridge	Save
Bun Cook	11/22/34	Detroit 3 at NYR 4	Normie Smith	Save
Bun Cook	12/8/34	NYR 5 at Toronto 2	George Hainsworth	Save
Bert Connelly	1/24/35	Chicago 3 at NYR 3	Lorne Chabot	Save
Bert Connelly	1/31/35	NYR 3 at Toronto 2	George Hainsworth	Save
Bert Connelly	1/16/36	Toronto 0 at NYR 1	George Hainsworth	Goal
Neil Colville	12/16/37	NYR 2 at NY Americans 0	Earl Robertson	Save
Alex Shibicky	2/1/38	Chicago 1 at NYR 6	Mike Karakas	Goal
Alex Shibicky	12/8/38	NYR 6 at Canadiens 5	Claude Bourque	Save
Mac Colville	12/27/41	NYR 4 at Canadiens 2	Paul Bibeault	Goal
Ab DeMarco Sr.	2/19/44	NYR 2 at Canadiens 5	Bill Durnan	Save
Chuck Scherza	11/30/44	NYR 7 at Canadiens 5	Bill Durnan	Goal
Fred Thurier	1/18/45	NYR 3 at Detroit 7	Harry Lumley	Goal
Alex Shibicky	11/25/45	NYR 4 at Detroit 1	Harry Lumley	Goal
Danny Lewicki	10/24/56	Montreal 2 at NYR 3	Gerry McNeil	Goal
Camille Henry	3/8/58	NYR 3 at Montreal 2	Jacques Plante	Goal
Andy Bathgate	3/14/62	Detroit 2 at NYR 3	Hank Bassen	Goal
Camille Henry	2/26/63	NYR 4 at Detroit 3	Terry Sawchuk	Goal
Andy Hebenton	3/21/63	NYR 2 at Boston 2	Eddie Johnston	Save
Don Marshall	11/3/63	Canadiens 5 at NYR 3	Charlie Hodge	Save
Rod Gilbert	11/27/63	Detroit 2 at NYR 3	Terry Sawchuk	Goal
Bob Nevin	11/5/66	NYR 1 at Toronto 3	Terry Sawchuk	Goal
Greg Polis	2/1/76	North Stars 2 at NYR 3	Cesare Maniago	Save
Don Murdoch	11/3/76	NYR 6 at Vancouver 1	Curt Ridley	Goal
Bill Goldsworthy	11/14/76	Pittsburgh 5 at NYR 1	Dunc Wilson	Save
Don Murdoch	1/9/77	Los Angeles 5 at NYR 4	Rogie Vachon	Save
Don Murdoch	1/28/78	NYR 2 at Islanders 6	Glenn Resch	Save
Claude Larose	1/7/80	Hartford 2 at NYR 5	Al Smith	Save
Ron Greschner	10/28/80	NYR 4 at St. Louis 5	Mike Liut	Goal
Mike Rogers	12/5/81	NYR 2 at Colorado 1	Glenn Resch	Save
Pierre Larouche	2/16/86	Detroit 1 at NYR 3	Corrado Micalef	Save
Mike Ridley	2/16/86	Detroit 1 at NYR 3	Corrado Micalef	Save
Peter Sundstrom	3/2/86	Washington 4 at NYR 2	Al Jensen	Goal
Jan Erixon	10/24/87	NYR 5 at Philadelphia 3	Mark Laforest	Goal
Guy Lafleur	11/29/88	NYR 4 at Winnipeg 3	Eldon Reddick	Save
Lindy Ruff	11/26/89	Quebec 1 at NYR 3	Mario Brunetta	Goal
Kelly Kisio	2/26/90	Boston 1 at NYR 6	Rejean Lemelin	Save
Darren Turcotte	12/29/91	Pittsburgh 6 at NYR 3	Wendell Young	Save
Paul Broten	1/16/92	Calgary 4 at NYR 6	Mike Vernon	Goal
Alexei Kovalev	10/5/93	Boston 4 at NYR 3	Jon Casey	Save

ALL-TIME PENALTY SHOTS

PLAYER	DATE	SCORE	GOALTENDER	RESULT
Steve Larmer	1/16/94	NYR 5 at Chicago 1	Ed Belfour	Goal
Tony Amonte	1/27/94	NYR 5 at Los Angeles 4	Kelly Hrudey	Save
Mike Keane	10/24/97	Tampa Bay 3 at NYR 4	Corey Schwab	Goal
Kevin Stevens	3/22/98	NYR 4 at Philadelphia 5	Sean Burke	Save
John MacLean	1/10/99	Tampa Bay 2 at NYR 5	Bill Ranford	Goal
Radek Dvorak	3/13/00	Dallas 4 at NYR 3	Manny Fernandez	Save
Manny Malhotra	1/14/02	Columbus 2 at NYR 2	Marc Denis	Save
Pavel Bure	10/19/02	Nashville 2 at NYR 2	Tomas Vokoun	Goal
Pavel Bure	3/13/03	NYR 2 at Ottawa 3	Patrick Lalime	Goal
Jan Hlavac	11/6/03	NYR 3 at Carolina 6	Kevin Weekes	Goal
Matthew Barnaby	2/16/04	Ottawa 4 at NYR 1	Patrick Lalime	Save
Michael Nylander	10/5/05	NYR 5 at Philadelphia 3	Robert Esche	Save
Martin Straka	2/2/06	NYR 5 at Islanders 2	Rick DiPietro	Goal
Jason Ward	3/8/06	NYR 2 at Atlanta 3	Kari Lehtonen	Save
Martin Straka	3/14/06	NYR 3 at Carolina 5	Martin Gerber	Save
Karel Rachunek	12/30/06	Washington 1 at NYR 4	Olaf Kolzig	Save
Jed Ortmeyer	1/13/07	Boston 1 at NYR 3	Tim Thomas	Goal
Brendan Shanahan	1/29/07	NYR 6 at Boston 1	Hannu Toivonen	Goal
Chris Drury	11/8/08	NYR 1 at Washington 3	Brent Johnson	Save
Michal Rozsival	12/17/08	NYR 3 at Los Angeles 2	Jason LaBarbera	Goal
Lauri Korpikoski	3/21/09	Buffalo 3 at NYR 5	Patrick Lalime	Save
Ryan Callahan	12/6/09	Detroit 3 at NYR 1	Jimmy Howard	Save
Sean Avery	2/14/10	Tampa Bay 2 at NYR 5	Mike Smith	Goal
Marian Gaborik	10/11/10	NYR 4 at Islanders 6	Rick DiPietro	Save
Ryan Callahan	10/30/10	NYR 2 at Toronto 0	Jean-Sebastien Giguere	Goal
Marian Gaborik	2/11/11	NYR 2 at Atlanta 3	Ondrej Pavelec	Save
Marian Gaborik	1/10/12	Phoenix 1 at NYR 2	Mike Smith	Save
Marian Gaborik	3/14/13	NYR 1 at Winnipeg 3	Ondrej Pavelec	Save
Chris Kreider	11/19/13	Boston 2 at NYR 1	Tuukka Rask	Save
Rick Nash	11/21/13	NYR 3 at Dallas 2	Kari Lehtonen	Save
Derek Stepan	1/26/14	NYR 7 at New Jersey 3	Cory Schneider	Goal
Martin St. Louis	12/13/14	NYR 5 at Vancouver 1	Ryan Miller	Save
Carl Hagelin	2/2/15	Florida 3 at NYR 6	Roberto Luongo	Save
Rick Nash	10/10/15	Columbus 2 at NYR 5	Sergei Bobrovsky	Save
Chris Kreider	11/19/15	NYR 1 at Tampa Bay 2	Ben Bishop	Save
Chris Kreider	11/21/15	NYR 5 at Florida 4	Roberto Luongo	Save
Dan Boyle	12/9/15	NYR 1 at Vancouver 2	Ryan Miller	Goal
Keith Yandle	12/17/15	NYR 2 at Minnesota 5	Devan Dubnyk	Save
Jesper Fast	2/21/16	Detroit 0 at NYR 1	Jimmy Howard	Save
Brady Skjei	12/29/17	NYR 2 at Detroit 3	Jimmy Howard	Save

ALL-TIME PENALTY SHOTS VS. RANGERS

PLAYER, TEAM	DATE	SCORE	GOALTENDER	RESULT
Ebbie Goodfellow, Detroit	11/15/34	NYR 2 at Detroit 8	Percy Jackson	Save
Ebbie Goodfellow, Detroit	11/22/34	Detroit 3 at NYR 4	Andy Aitkenhead	Save
Armand Mondou, Montreal	12/4/34	NYR 3 at Canadiens 5	Andy Aitkenhead	Goal
Charlie Conacher, Toronto	12/11/34	Toronto 8 at NYR 4	Andy Aitkenhead	Goal
Ebbie Goodfellow, Detroit	2/17/35	NYR 5 at Detroit 3	Dave Kerr	Save
Hap Emms, NY Americans	12/16/37	NYR 2 at NY Americans 0	Dave Kerr	Save
Paul Thompson, Chicago	2/1/38	Chicago 1 at NYR 6	Dave Kerr	Save
Sid Abel, Detroit	2/26/42	Detroit 4 at NYR 7	Jim Henry	Goal
Bob Goldham, Toronto	3/7/42	NYR 2 at Toronto 4	Jim Henry	Goal
Bud Poile, Toronto	11/19/42	Toronto 7 at NYR 3	Steve Buzinski	Goal
Ray Getliffe, Montreal	2/20/43	NYR 1 at Canadiens 6	Bill Beveridge	Save
Tod Sloan, Toronto	2/17/51	NYR 0 at Toronto 2	Chuck Rayner	Save
Bernie Geoffrion, Montreal	10/16/52	NYR 1 at Montreal 3	Gump Worsley	Goal
Gordie Howe, Detroit	3/5/53	NYR 1 at Detroit 7	Gump Worsley	Goal
Dallas Smith, Boston	12/21/66	Boston 1 at NYR 5	Ed Giacomin	Save
Johnny Bucyk, Boston	2/4/67	NYR 4 at Boston 3	Ed Giacomin	Goal
Eddie Joyal, Los Angeles	10/31/67	NYR 6 at Los Angeles 1	Ed Giacomin	Save
Norm Ferguson, Oakland	11/24/68	Oakland 2 at NYR 3	Ed Giacomin	Goal
Charlie Burns, Pittsburgh	2/5/69	NYR 2 at Pittsburgh 3	Ed Giacomin	Save
Keith McCreary, Pittsburgh	3/18/70	NYR 2 at Pittsburgh 0	Ed Giacomin	Save
Butch Goring, Los Angeles	2/13/72	Los Angeles 2 at NYR 4	Gilles Villemure	Goal
Stan Mikita, Chicago	3/15/72	NYR 1 at Chicago 3	Ed Giacomin	Save
Ron Schock, Pittsburgh	3/10/73	NYR 5 at Pittsburgh 4	Ed Giacomin	Save
Jacques Lemaire, Montreal	3/31/73	NYR 1 at Montreal 5	Ed Giacomin	Goal
Paul Henderson, Toronto	10/20/73	NYR 2 at Toronto 3	Gilles Villemure	Save
Yvan Cournoyer, Montreal	12/29/73	NYR 1 at Montreal 7	Ed Giacomin	Save
Rolf Edberg, Washington	2/2/80	NYR 6 at Washington 3	Doug Soetaert	Goal
Mike Gartner, Washington	12/10/80	Washington 2 at NYR 6	Wayne Thomas	Goal
Bob MacMillan, Calgary	1/13/81	NYR 4 at Calgary 4	Doug Soetaert	Save
Mike Rogers, Hartford	2/22/81	NYR 5 at Hartford 6	Doug Soetaert	Save
Petr Klima, Detroit	2/17/87	Detroit 2 at NYR 6	John Vanbiesbrouck	Save
Pat Verbeek, New Jersey	3/27/88	NYR 2 at New Jersey 7	John Vanbiesbrouck	Goal
Ray Bourque, Boston	11/11/88	Boston 4 at NYR 4	John Vanbiesbrouck	Save
Kevin Dineen, Hartford	10/19/89	Hartford 3 at NYR 7	Mike Richter	Save
Pelle Eklund, Philadelphia	1/14/90	Philadelphia 3 at NYR 4	Mike Richter	Save
Keith Acton, Philadelphia	3/25/90	Philadelphia 3 at NYR 7	John Vanbiesbrouck	Goal
Troy Murray, Winnipeg	11/27/91	NYR 2 at Winnipeg 3	Mike Richter	Save
Pavel Bure, Vancouver	2/17/92	Vancouver 3 at NYR 3	John Vanbiesbrouck	Save
Steve Konowalchuk, Washington	3/5/95	NYR 2 at Washington 4	Mike Richter	Save
Ken Klee, Washington	3/12/97	Washington 2 at NYR 3	Mike Richter	Save

ALL-TIME PENALTY SHOTS VS. RANGERS

PLAYER, TEAM	DATE	SCORE	GOALTENDER	RESULT
Doug Weight, Edmonton	10/8/97	NYR 3 at Edmonton 3	Mike Richter	Goal
Marc Bureau, Montreal	3/12/98	NYR 1 at Montreal 4	Mike Richter	Save
Claude Lapointe, NY Islanders	10/22/98	NY Islanders 2 at NYR 3	Mike Richter	Save
Richard Zednik, Washington	11/11/99	NYR 5 at Washington 4	Mike Richter	Save
Randy Robitaille, Nashville	1/31/00	Nashville 1 at NYR 5	Mike Richter	Save
David Legwand, Nashville	12/23/00	Nashville 3 at NYR 2	Kirk McLean	Goal
Colin White, New Jersey	12/19/01	New Jersey 2 at NYR 2	Mike Richter	Save
Patrick Marleau, San Jose	11/11/02	NYR 5 at San Jose 4	Dan Blackburn	Goal
Michal Handzus, Philadelphia	12/5/02	NYR 2 at Philadelphia 3	Dan Blackburn	Goal
Rem Murray, Nashville	1/23/03	NYR 4 at Nashville 2	Mike Dunham	Save
Miroslav Satan, Buffalo	2/15/03	NYR 4 at Buffalo 5	Mike Dunham	Goal
Eric Meloche, Pittsburgh	1/3/04	NYR 4 at Pittsburgh 1	Jussi Markkanen	Save
Zigmund Palffy, Pittsburgh	11/7/05	Pittsburgh 3 at NYR 2	Kevin Weekes	Save
Joe Sakic, Colorado	12/18/05	Colorado 2 at NYR 1	Kevin Weekes	Goal
Jordan Staal, Pittsburgh	11/25/06	NYR 2 at Pittsburgh 1	Henrik Lundqvist	Save
Nils Ekman, Pittsburgh	12/7/06	Pittsburgh 2 at NYR 3	Henrik Lundqvist	Goal
Marian Hossa, Atlanta	1/20/07	Atlanta 3 at NYR 1	Henrik Lundqvist	Save
Dmitry Afanasenkov, Philadelphia	2/17/07	Philadelphia 5 at NYR 3	Steve Valiquette	Save
Jordan Staal, Pittsburgh	10/23/07	NYR 0 at Pittsburgh 1	Henrik Lundqvist	Save
Vincent Lecavalier, Tampa Bay	10/29/07	Tampa Bay 1 at NYR 3	Henrik Lundqvist	Goal
Sergei Kostitsyn, Montreal	2/3/08	NYR 5 at Montreal 3	Henrik Lundqvist	Goal
Sidney Crosby, Pittsburgh	1/18/09	NYR 0 at Pittsburgh 3	Henrik Lundqvist	Save
Marco Sturm, Boston	1/9/10	NYR 3 at Boston 1	Henrik Lundqvist	Save
Daniel Paille, Boston	3/21/10	NYR 1 at Boston 2	Henrik Lundqvist	Save
Daniel Briere, Philadelphia	1/2/12	NYR 3 at Philadelphia 2	Henrik Lundqvist	Save
Jonathan Toews, Chicago	2/16/12	Chicago 4 at NYR 2	Martin Biron	Goal
Mikhail Grabovski, Washington	12/8/13	Washington 4 at NYR 1	Henrik Lundqvist	Goal
Cal Clutterbuck, NY Islanders	12/20/13	NY Islanders 5 at NYR 3	Henrik Lundqvist	Goal
Tyler Bozak, Toronto	3/5/14	Toronto 3 at NYR 2	Henrik Lundqvist	Goal
Jeff Skinner, Carolina	3/7/14	NYR 4 at Carolina 2	Henrik Lundqvist	Goal
Brian Gionta, Montreal	4/12/14	NYR 0 at Montreal 1	Cam Talbot	Goal
Gustav Nyquist, Detroit	11/5/14	Detroit 3 at NYR 4	Henrik Lundqvist	Save
Tobias Rieder, Arizona	2/14/15	NYR 5 at Arizona 1	Cam Talbot	Save
Reilly Smith, Florida	11/21/15	NYR 5 at Florida 4	Henrik Lundqvist	Save
Brandon Saad, Columbus	2/26/17	Columbus 5 at NYR 2	Henrik Lundqvist	Save
David Perron, Vegas	10/31/17	Vegas 4 at NYR 6	Henrik Lundqvist	Goal
Jeff Skinner, Carolina	12/1/17	Carolina 1 at NYR 5	Henrik Lundqvist	Save
Evgeni Malkin, Pittsburgh	3/14/18	Pittsburgh 3 at NYR 4	Alexandar Georgiev	Save
Evgeny Kuznetsov, Washington	3/28/18	NYR 2 at Washington 3	Henrik Lundqvist	Save
Taylor Hall, New Jersey	4/3/18	NYR 2 at New Jersey 5	Henrik Lundqvist	Goal

SCORING LEADERS YEAR-BY-YEAR

YEAR	GOALS	PLAYER	ASSISTS	PLAYER	POINTS	PLAYER
1926-27	33	Bill Cook	15	Frank Boucher	37	Bill Cook
1927-28	23	Frank Boucher	14	Bun Cook	35	Frank Boucher
1928-29	15	Bill Cook	16	Frank Boucher	26	Frank Boucher
1929-30	29	Bill Cook	36	Frank Boucher	62	Frank Boucher
1930-31	30	Bill Cook	27	Frank Boucher	42	Bill Cook
1931-32	33	Bill Cook	24	Frank Boucher	47	Bill Cook
1932-33	28	Bill Cook	28	Frank Boucher	50	Bill Cook
1933-34	18	Bun Cook	30	Frank Boucher	44	Frank Boucher
1934-35	25	Cecil Dillon	32	Frank Boucher	45	Frank Boucher
1935-36	18	Cecil Dillon	18	Frank Boucher	32	Cecil Dillon
1936-37	22	Butch Keeling	18	Neil Colville	31	Cecil Dillon
1937-38	21	Cecil Dillon	25	Phil Watson	39	Cecil Dillon
1938-39	24	Alex Shibicky	23	Ott Heller	41	Clint Smith
1939-40	24	Bryan Hextall	28	Phil Watson	40	Bryan Hextall
1940-41	26	Bryan Hextall	28	Neil Colville	47	Bryan Hextall
1941-42	32	Lynn Patrick	37	Phil Watson	56	Bryan Hextall
1942-43	27	Bryan Hextall	39	Lynn Patrick	61	Lynn Patrick
1943-44	21	Bryan Hextall	33	Bryan Hextall	54	Bryan Hextall
1944-45	24	Ab DeMarco, Sr.	30	Ab DeMarco, Sr.	54	Ab DeMarco, Sr.
1945-46	20	Ab DeMarco, Sr.	27	Ab DeMarco, Sr.	47	Ab DeMarco, Sr.
1946-47	27	Tony Leswick	25	Edgar Laprade	41	Tony Leswick
1947-48	24	Buddy O'Connor	36	Buddy O'Connor	60	Buddy O'Connor
	24	Tony Leswick				
1948-49	18	Edgar Laprade	24	Buddy O'Connor	35	Buddy O'Connor
1949-50	22	Edgar Laprade	25	Tony Leswick	44	Edgar Laprade
			25	Don Raleigh	44	Tony Leswick
1950-51	20	Nick Mickoski	24	Don Raleigh	39	Don Raleigh
					39	Reg Sinclair
1951-52	26	Wally Hergesheimer	42	Don Raleigh	61	Don Raleigh
1952-53	30	Wally Hergesheimer	38	Paul Ronty	59	Wally Hergesheimer
1953-54	27	Wally Hergesheimer	33	Paul Ronty	46	Paul Ronty
1954-55	29	Danny Lewicki	32	Don Raleigh	53	Danny Lewicki
1955-56	24	Dean Prentice	47	Andy Bathgate	66	Andy Bathgate
	24	Andy Hebenton				
1956-57	27	Andy Bathgate	50	Andy Bathgate	77	Andy Bathgate
1957-58	32	Camille Henry	48	Andy Bathgate	78	Andy Bathgate
1958-59	40	Andy Bathgate	48	Andy Bathgate	88	Andy Bathgate
1959-60	32	Dean Prentice	48	Andy Bathgate	74	Andy Bathgate
1960-61	29	Andy Bathgate	48	Andy Bathgate	77	Andy Bathgate
1961-62	28	Andy Bathgate	56	Andy Bathgate	84	Andy Bathgate
1962-63	37	Camille Henry	46	Andy Bathgate	81	Andy Bathgate
1963-64	29	Camille Henry	43	Andy Bathgate	65	Phil Goyette
1964-65	25	Rod Gilbert	36	Rod Gilbert	61	Rod Gilbert
1965-66	29	Bob Nevin	33	Bob Nevin	62	Bob Nevin
1966-67	28	Rod Gilbert	49	Phil Goyette	61	Phil Goyette
1967-68	32	Jean Ratelle	48	Rod Gilbert	78	Jean Ratelle
1968-69	32	Jean Ratelle	49	Rod Gilbert	78	Jean Ratelle
1969-70	33	Dave Balon	50	Walt Tkaczuk	77	Walt Tkaczuk
1970-71	36	Dave Balon	49	Walt Tkaczuk	75	Walt Tkaczuk
1971-72	50	Vic Hadfield	63	Jean Ratelle	109	Jean Ratelle
1972-73	41	Jean Ratelle	59	Rod Gilbert	94	Jean Ratelle
1973-74	36	Rod Gilbert	57	Brad Park	82	Brad Park

SCORING LEADERS YEAR-BY-YEAR

YEAR	GOALS	PLAYER	ASSISTS	PLAYER	POINTS	PLAYER
1974-75	41	Steve Vickers	61	Rod Gilbert	97	Rod Gilbert
1975-76	36	Rod Gilbert	53	Steve Vickers	86	Rod Gilbert
1976-77	34	Phil Esposito	48	Rod Gilbert	80	Phil Esposito
1977-78	40	Pat Hickey	48	Ron Greschner	81	Phil Esposito
1978-79	42	Phil Esposito	45	Anders Hedberg	78	Phil Esposito
					78	Anders Hedberg
1979-80	34	Phil Esposito	48	Don Maloney	78	Phil Esposito
1980-81	30	Anders Hedberg	41	Ron Greschner	70	Anders Hedberg
	30	Eddie Johnstone				
1981-82	40	Ron Duguay	65	Mike Rogers	103	Mike Rogers
1982-83	37	Mark Pavelich	53	Reijo Ruotsalainen	76	Mike Rogers
1983-84	48	Pierre Larouche	53	Mark Pavelich	82	Mark Pavelich
1984-85	29	Tomas Sandstrom	45	Reijo Ruotsalainen	73	Reijo Ruotsalainen
1985-86	25	Tomas Sandstrom	43	Mike Ridley	65	Mike Ridley
1986-87	40	Walt Poddubny	47	Walt Poddubny	87	Walt Poddubny
	40	Tomas Sandstrom				
1987-88	38	Walt Poddubny	55	Kelly Kisio	88	Walt Poddubny
1988-89	36	Tony Granato	56	Tomas Sandstrom	88	Tomas Sandstrom
1989-90	43	John Ogrodnick	45	Brian Leetch	74	John Ogrodnick
1990-91	49	Mike Gartner	72	Brian Leetch	88	Brian Leetch
1991-92	40	Mike Gartner	80	Brian Leetch	107	Mark Messier
1992-93	45	Mike Gartner	66	Mark Messier	91	Mark Messier
1993-94	52	Adam Graves	77	Sergei Zubov	89	Sergei Zubov
1994-95	17	Adam Graves	39	Mark Messier	53	Mark Messier
1995-96	47	Mark Messier	70	Brian Leetch	99	Mark Messier
1996-97	36	Mark Messier	72	Wayne Gretzky	97	Wayne Gretzky
1997-98	23	Adam Graves	67	Wayne Gretzky	90	Wayne Gretzky
	23	Wayne Gretzky				
	23	Alex Kovalev				
	23	Pat LaFontaine				
1998-99	38	Adam Graves	53	Wayne Gretzky	62	Wayne Gretzky
1999-00	26	Mike York	49	Theoren Fleury	68	Petr Nedved
2000-01	32	Petr Nedved	58	Brian Leetch	79	Brian Leetch
2001-02	37	Eric Lindros	45	Brian Leetch	73	Eric Lindros
2002-03	27	Petr Nedved	37	Tom Poti	58	Petr Nedved
2003-04	25	Bobby Holik	31	Bobby Holik	56	Bobby Holik
2005-06	54	Jaromir Jagr	69	Jaromir Jagr	123	Jaromir Jagr
2006-07	30	Jaromir Jagr	66	Jaromir Jagr	96	Jaromir Jagr
2007-08	25	Chris Drury	54	Scott Gomez	71	Jaromir Jagr
	25	Jaromir Jagr				
2008-09	24	Markus Naslund	42	Scott Gomez	58	Scott Gomez
						Nikolai Zherdev
2009-10	42	Marian Gaborik	44	Marian Gaborik	86	Marian Gaborik
2010-11	24	Brandon Dubinsky	30	Brandon Dubinsky	54	Brandon Dubinsky
2011-12	41	Marian Gaborik	41	Brad Richards	76	Marian Gaborik
2012-13	21	Rick Nash	26	Derek Stepan	44	Derek Stepan
2013-14	26	Rick Nash	40	Derek Stepan	59	Mats Zuccarello
			40	Mats Zuccarello		
2014-15	42	Rick Nash	41	Derick Brassard	69	Rick Nash
2015-16	27	Derick Brassard	42	Keith Yandle	61	Mats Zuccarello
2016-17	28	Chris Kreider	44	Mats Zuccarello	59	Mats Zuccarello
2017-18	27	Mika Zibanejad	37	Mats Zuccarello	53	Mats Zuccarello

LONGEST GOAL STREAKS YEAR-BY-YEAR (SINCE 1950)

YEAR	PLAYER	GAMES	DATE	TOTALS
1950-51	Nick Mickoski	3	Dec. 17 to Dec. 24, 1950	(6 goals)
	Tony Leswick	3	Jan. 13 to Jan. 17, 1951	(3 goals)
1951-52	Camille Henry	3	Nov. 4 to Nov. 11, 1951	(4 goals)
	Camille Henry	3	Dec. 9 to Dec. 12, 1951	(3 goals)
	Don Raleigh	3	Dec. 20 to Dec. 25, 1951	(3 goals)
1952-53	Nick Mickoski	4	Dec. 28 to Jan. 7, 1953	(4 goals)
1953-54	Wally Hergesheimer	3	Jan. 17 to Jan. 23, 1954	(4 goals)
1954-55	Danny Lewicki	3	Nov. 13 to Nov. 17, 1954	(5 goals)
	Dean Prentice	3	Dec. 25 to Dec. 30, 1954	(5 goals)
1955-56	Andy Bathgate	5	Nov. 27 to Dec. 7, 1955	(6 goals)
1956-57	Andy Hebenton	3	Jan. 9 to Jan. 12, 1957	(5 goals)
	Andy Bathgate	3	Nov. 28 to Dec. 2, 1956	(4 goals)
	Camille Henry	3	Feb. 7 to Feb. 10, 1957	(3 goals)
	Camille Henry	3	Feb. 14 to Feb. 20, 1957	(3 goals)
	Red Sullivan	3	Nov. 14 to Nov. 18, 1956	(3 goals)
1957-58	Andy Bathgate	4	Feb. 23 to Mar. 2, 1958	(6 goals)
1958-59	Andy Bathgate	7	Nov. 8 to Nov. 23, 1958	(9 goals)
1959-60	Andy Bathgate	4	Nov. 18 to Nov. 26, 1959	(6 goals)
	Dean Prentice	4	Nov. 28 to Dec. 5, 1959	(6 goals)
	Andy Hebenton	4	Dec. 27 to Jan. 3, 1960	(4 goals)
1960-61	Andy Hebenton	4	Jan. 8 to Jan. 15, 1961	(4 goals)
	Camille Henry	4	Nov. 13 to Nov. 23, 1960	(4 goals)
1961-62	Johnny Wilson	4	Feb. 15 to Feb. 21, 1962	(5 goals)
***1962-63**	**Andy Bathgate**	**10**	**Dec. 15 to Jan. 5, 1963**	**(11 goals)**
1963-64	Rod Gilbert	7	Jan. 9 to Jan. 23, 1964	(7 goals)
1964-65	Rod Gilbert	4	Dec. 29 to Jan. 6, 1965	(4 goals)
1965-66	Jean Ratelle	3	Jan. 1 to Jan. 8, 1966	(4 goals)
	Don Marshall	3	Nov. 20 to Nov. 24, 1965	(3 goals)
	Don Marshall	3	Jan. 26 to Jan. 30, 1966	(3 goals)
	Rod Gilbert	3	Oct. 30 to Nov. 6, 1965	(3 goals)
	Rod Seiling	3	Nov. 13 to Nov. 17, 1965	(3 goals)
	Vic Hadfield	3	Jan. 30 to Feb. 5, 1966	(3 goals)
	Reg Fleming	3	Feb. 20 to Feb. 26, 1966	(3 goals)
1966-67	Rod Gilbert	5	Dec. 7 to Dec. 17, 1966	(7 goals)
1967-68	Jean Ratelle	3	Feb. 11 to Feb. 18, 1968	(5 goals)
	Jean Ratelle	3	Feb. 24 to Feb. 29, 1968	(4 goals)
	Vic Hadfield	3	Oct. 21 to Oct. 25, 1967	(4 goals)
	Vic Hadfield	3	Mar. 2 to Mar. 6, 1968	(4 goals)
	Vic Hadfield	3	Dec. 30 to Jan. 3, 1968	(3 goals)
	Phil Goyette	3	Oct. 18 to Oct. 22, 1967	(4 goals)
	Phil Goyette	3	Jan. 13 to Jan. 19, 1968	(3 goals)
	Rod Gilbert	3	Dec. 31 to Jan. 6, 1968	(3 goals)
	Rod Gilbert	3	Feb. 4 to Feb. 11, 1968	(3 goals)
	Bob Nevin	3	Nov. 29 to Dec. 3, 1967	(3 goals)
1968-69	Reg Fleming	5	Dec. 21 to Dec. 28, 1968	(5 goals)
1969-70	Dave Balon	5	Feb. 1 to Feb. 13, 1970	(7 goals)
1970-71	Bruce MacGregor	5	Feb. 27 to Mar. 6, 1971	(6 goals)
	Rod Gilbert	5	Jan. 31 to Feb. 9, 1971	(5 goals)
1971-72	Jean Ratelle	8	Feb. 12 to Feb. 23, 1972	(12 goals)
1972-73	Jean Ratelle	8	Feb. 15 to Mar. 4, 1973	(10 goals)
1973-74	Rod Gilbert	5	Dec. 16 to Dec. 26, 1973	(5 goals)
1974-75	Steve Vickers	4	Mar. 19 to Mar. 23, 1975	(6 goals)
	Jean Ratelle	4	Jan. 23 to Jan. 28, 1975	(4 goals)
1975-76	Rod Gilbert	7	Jan. 25 to Feb. 7, 1976	(12 goals)
1976-77	Rod Gilbert	3	Nov. 22 to Nov. 27, 1976	(4 goals)
	Phil Esposito	3	Oct. 13 to Oct. 17, 1976	(3 goals)
1977-78	Phil Esposito	8	Mar. 22 to Mar. 29, 1978	(8 goals)
1978-79	Ron Duguay	6	Jan. 24 to Feb. 3, 1979	(7 goals)
1979-80	Phil Esposito	5	Jan. 22 to Feb. 2, 1980	(6 goals)
1980-81	Ron Greschner	5	Oct. 25 to Nov. 1, 1980	(5 goals)
1981-82	Ed Johnstone	7	Mar. 4 to Mar. 28, 1982	(8 goals)
1982-83	Don Maloney	4	Jan. 3 to Jan. 9, 1983	(5 goals)
	Anders Hedberg	4	Oct. 20 to Oct. 27, 1982	(4 goals)
	Mark Pavelich	4	Oct. 24 to Oct. 31, 1982	(4 goals)
	Don Maloney	4	Nov. 10 to Nov. 17, 1982	(4 goals)
1983-84	Pierre Larouche	5	Dec. 12 to Dec. 30, 1983	(7 goals)
	Anders Hedberg	5	Mar. 22 to Mar. 31, 1984	(5 goals)
	Don Maloney	5	Nov. 13 to Nov. 23, 1983	(5 goals)
1984-85	Tomas Sandstrom	5	Dec. 30 to Jan. 9, 1985	(6 goals)

*Denotes Rangers all-time leader

LONGEST GOAL STREAKS YEAR-BY-YEAR (SINCE 1950)

YEAR	PLAYER	GAMES	DATE	TOTALS
1985-86	Pierre Larouche	7	Feb. 5 to Feb. 24, 1986	(10 goals)
1986-87	Tomas Sandstrom	5	Jan. 14 to Jan. 26, 1987	(8 goals)
1987-88	Walt Poddubny	5	Dec. 20 to Dec. 29, 1987	(7 goals)
	Ulf Dahlen	5	Dec. 31 to Jan. 8, 1988	(6 goals)
1988-89	Tony Granato	6	Jan. 9 to Jan. 21, 1989	(10 goals)
1989-90	Mike Gartner	7	Mar. 12 to Mar. 27, 1990	(8 goals)
1990-91	Mike Gartner	7	Jan. 30 to Feb. 13, 1991	(7 goals)
1991-92	Sergei Nemchinov	6	Dec. 2 to Dec. 14, 1991	(6 goals)
1992-93	Mike Gartner	6	Jan. 2 to Jan. 13, 1993	(9 goals)
	Darren Turcotte	6	Nov. 30 to Dec 11, 1992	(7 goals)
	Darren Turcotte	6	Oct. 31 to Nov 11, 1992	(7 goals)
1993-94	Adam Graves	4	Oct. 11 to Oct. 16, 1993	(4 goals)
	Adam Graves	4	Nov. 3 to Nov. 10, 1993	(4 goals)
	Adam Graves	4	Nov. 16 to Nov. 24, 1993	(4 goals)
	Alex Kovalev	4	Mar. 27 to Apr. 2, 1994	(4 goals)
	Mark Messier	4	Oct. 7 to Oct. 13, 1993	(4 goals)
	Mark Messier	4	Jan. 25 to Jan. 31, 1994	(6 goals)
1994-95	Sergei Zubov	5	Apr. 16 to Apr. 24, 1995	(5 goals)
1995-96	Mark Messier	5	Nov. 3 to Nov. 11, 1995	(7 goals)
	Pat Verbeek	5	Jan. 5 to Jan. 22, 1996	(8 goals)
1996-97	Daniel Goneau	5	Oct. 12 to Oct. 20, 1996	(5 goals)
1997-98	Alex Kovalev	4	Mar. 25 to Mar. 30, 1998	(5 goals)
	Wayne Gretzky	4	Mar. 4 to Mar. 11, 1998	(5 goals)
1998-99	Adam Graves	3	Feb. 28 to Mar. 4, 1999	(4 goals)
	Brian Leetch	3	Feb. 4 to Feb. 12, 1999	(3 goals)
	Adam Graves	3	Dec. 14 to Dec. 19, 1998	(3 goals)
	Wayne Gretzky	3	Nov. 29 to Dec. 2, 1998	(3 goals)
	Brian Leetch	3	Nov. 27 to Dec. 1, 1998	(3 goals)
1999-00	John MacLean	3	Jan. 16 to Jan. 20, 2000	(5 goals)
	Mike York	3	Nov. 7 to Nov. 11, 1999	(4 goals)
	Valeri Kamensky	3	Jan. 15 to Jan. 18, 2000	(3 goals)
2000-01	Radek Dvorak	4	Feb. 12 to Feb. 23, 2001	(4 goals)
	Petr Nedved	4	Jan. 29 to Feb. 9, 2001	(6 goals)
	Theoren Fleury	4	Oct. 29 to Nov. 4, 2000	(6 goals)
	Theoren Fleury	4	Oct. 14 to Oct. 22, 2000	(5 goals)
2001-02	Eric Lindros	4	Apr. 4 to Apr. 10, 2002	(4 goals)
	Eric Lindros	4	Nov. 2 to Nov. 8, 2001	(4 goals)
	Theoren Fleury	4	Nov. 3 to Nov. 10, 2001	(4 goals)
	Pavel Bure	4	Mar. 27 to Apr. 1, 2002	(6 goals)
2002-03	Eric Lindros	4	Dec. 3 to Dec. 8, 2002	(4 goals)
2003-04	Jaromir Jagr	4	Feb. 19 to Feb. 26, 2004	(5 goals)
2005-06	Jaromir Jagr	6	Feb. 2 to Mar 2, 2006	(9 goals)
	Petr Prucha	6	Dec. 3 to Dec. 13, 2005	(9 goals)
2006-07	Martin Straka	4	Nov. 25 to Dec. 1, 2006	(5 goals)
	Brendan Shanahan	4	Oct. 28 to Nov. 2, 2006	(4 goals)
	Brendan Shanahan	4	Oct. 10 to Oct. 16. 2006	(4 goals)
2007-08	Chris Drury	4	Jan. 31 to Feb. 5, 2008	(5 goals)
	Jaromir Jagr	4	Mar. 31 to Apr. 6, 2008	(5 goals)
2008-09	Nik Antropov	3	Mar. 14 to Mar. 17, 2009	(3 goals)
	Sean Avery	3	Mar. 12 to Mar. 15, 2009	(4 goals)
	Scott Gomez	3	Feb. 28 to Mar. 8, 2009	(3 goals)
	Nikolai Zherdev	3	Feb. 28 to Mar. 8, 2009	(3 goals)
	Markus Naslund	3	Feb. 26 to Mar. 5, 2009	(3 goals)
2009-10	Marian Gaborik	4	Oct. 22 to Nov. 9, 2009	(5 goals)
	Marian Gaborik	4	Nov. 17 to Nov. 25, 2009	(6 goals)
2010-11	Ryan Callahan	4	Oct. 24 to Oct. 30, 2010	(4 goals)
	Derek Stepan	4	Dec. 16 to Dec. 27, 2010	(4 goals)
2011-12	Marian Gaborik	5	Dec. 17 to Dec. 26, 2011	(7 goals)
2012-13	Rick Nash	5	Feb. 28 to Mar. 8, 2013	(6 goals)
2013-14	Rick Nash	5	Jan. 18 to Jan. 26, 2014	(7 goals)
2014-15	Rick Nash	4	Oct. 9 to Oct. 14, 2014	(6 goals)
	Rick Nash	4	Nov. 19 to Nov. 28, 2014	(4 goals)
	Rick Nash	4	Jan. 31 to Feb. 7, 2015	(5 goals)
2015-16	Rick Nash	4	Nov. 21 to Nov. 27, 2015	(6 goals)
2016-17	Kevin Hayes	4	Nov. 1 to Nov. 6, 2016	(4 goals)
	Pavel Buchnevich	4	Nov. 5 to Nov. 12, 2016	(4 goals)
	Rick Nash	4	Mar. 21 to Mar. 26, 2017	(4 goals)
2017-18	Mika Zibanejad	5	Mar. 14 to Mar. 24, 2018	(7 goals)

*Denotes Rangers all-time leader

LONGEST ASSIST STREAKS YEAR-BY-YEAR (SINCE 1950)

YEAR	PLAYER	GAMES	DATE	TOTALS
1950-51	Reg Sinclair	5	Feb. 2 to Mar. 7, 1951	(7 assists)
1951-52	Don Raleigh	4	Dec. 1 to Dec. 9, 1951	(7 assists)
	Steve Kraftcheck	4	Jan. 13 to Jan. 20, 1952	(4 assists)
1952-53	Wally Hergesheimer	3	Dec. 17 to Dec. 20, 1952	(5 assists)
	Don Raleigh	3	Feb. 1 to Feb. 8, 1953	(4 assists)
	Hy Buller	3	Oct. 19 to Oct. 26, 1952	(3 assists)
	Hy Buller	3	Mar. 5 to Mar. 8, 1953	(3 assists)
	Wally Hergesheimer	3	Oct. 16 to Oct. 19, 1952	(3 assists)
	Paul Ronty	3	Mar. 14 to Mar. 18, 1953	(3 assists)
	Neil Strain	3	Dec. 14 to Dec. 18, 1952	(3 assists)
1953-54	Paul Ronty	5	Feb. 14 to Feb. 24, 1954	(6 assists)
1954-55	Don Raleigh	6	Feb. 5 to Feb. 16, 1955	(7 assists)
1955-56	Andy Bathgate	7	Dec. 25 to Jan. 11, 1956	(10 assists)
1956-57	Andy Bathgate	5	Feb. 10 to Feb. 20, 1957	(6 assists)
	Camille Henry	5	Feb. 7 to Feb. 16, 1957	(6 assists)
	Camille Henry	5	Feb. 20 to Mar. 2, 1957	(5 assists)
1957-58	Andy Bathgate	6	Feb. 14 to Feb. 26, 1958	(8 assists)
1958-59	Andy Bathgate	6	Jan. 14 to Jan. 28, 1959	(7 assists)
1959-60	Andy Hebenton	4	Oct. 24 to Nov. 1, 1959	(4 assists)
	Andy Bathgate	4	Dec. 5 to Dec. 13, 1959	(4 assists)
1960-61	Earl Ingarfield	8	Jan. 22 to Feb. 5, 1961	(8 assists)
1961-62	Andy Bathgate	6	Oct. 11 to Oct. 19, 1961	(8 assists)
	Andy Bathgate	6	Jan. 3 to Jan. 17, 1962	(7 assists)
1962-63	Dean Prentice	5	Dec. 12 to Dec. 31, 1962	(6 assists)
	Andy Bathgate	5	Feb. 12 to Feb. 23, 1963	(5 assists)
1963-64	Phil Goyette	6	Jan. 15 to Jan. 25, 1964	(6 assists)
1964-65	Rod Gilbert	7	Mar. 14 to Mar. 28, 1965	(10 assists)
1965-66	Phil Goyette	5	Nov. 17 to Nov. 25, 1965	(7 assists)
1966-67	Earl Ingarfield	5	Nov. 20 to Nov. 30, 1966	(6 assists)
	Phil Goyette	5	Feb. 8 to Feb. 26, 1967	(5 assists)
1967-68	Rod Gilbert	6	Feb. 4 to Feb. 17, 1968	(10 assists)
	Rod Gilbert	6	Feb. 24 to Mar. 6, 1968	(7 assists)
1968-69	Rod Gilbert	10	Mar. 5 to Mar. 26, 1969	(14 assists)
1969-70	Rod Gilbert	7	Nov. 22 to Dec. 10, 1969	(10 assists)
1970-71	Walt Tkaczuk	7	Dec. 19 to Dec. 29, 1970	(9 assists)
1971-72	Jean Ratelle	7	Nov. 28 to Dec. 12, 1971	(14 assists)
	Rod Gilbert	7	Feb. 13 to Feb. 23, 1972	(10 assists)
	Vic Hadfield	7	Oct. 31 to Nov. 14, 1971	(9 assists)
1972-73	Jean Ratelle	9	Oct. 25 to Nov. 8, 1972	(10 assists)
1973-74	Rod Gilbert	5	Dec. 1 to Dec. 9, 1973	(6 assists)
1974-75	Rod Gilbert	7	Nov. 27 to Dec. 12, 1974	(8 assists)
1975-76	Rod Gilbert	6	Oct. 8 to Oct. 19, 1975	(8 assists)
1976-77	Rod Gilbert	7	Nov. 28 to Dec. 8, 1976	(10 assists)
1977-78	Carol Vadnais	4	Oct. 25 to Oct. 30, 1977	(4 assists)
	Walt Tkaczuk	4	Mar. 8 to Mar. 18, 1978	(4 assists)
1978-79	Ron Greschner	6	Oct. 28 to Nov. 8, 1978	(7 assists)
	Don Maloney	6	Mar. 4 to Mar. 15, 1979	(6 assists)
1979-80	Don Maloney	7	Dec. 3 to Dec. 15, 1979	(6 assists)
1980-81	Tom Laidlaw	5	Feb. 19 to Feb. 28, 1981	(7 assists)
	Steve Vickers	5	Dec. 3 to Dec. 12, 1980	(5 assists)

*Denotes Rangers all-time leader

LONGEST ASSIST STREAKS YEAR-BY-YEAR (SINCE 1950)

YEAR	PLAYER	GAMES	DATE	TOTALS
1981-82	Don Maloney	8	Mar. 8 to Mar. 24, 1982	(12 assists)
	Mike Rogers	8	Mar. 4 to Mar. 20, 1982	(10 assists)
1982-83	Dave Maloney	7	Nov. 11 to Dec. 12, 1982	(8 assists)
1983-84	Mikko Leinonen	6	Feb. 11 to Feb. 25, 1984	(7 assists)
1984-85	Tomas Sandstrom	5	Dec. 30 to Jan. 9, 1985	(6 assists)
1985-86	Mike Ridley	7	Feb. 8 to Feb. 25, 1986	(11 assists)
	Reijo Ruotsalainen	7	Oct. 25 to Mar. 9, 1985	(9 assists)
1986-87	Pierre Larouche	5	Feb. 7 to Feb. 19, 1987	(7 assists)
	Curt Giles	5	Dec. 21 to Dec. 30, 1986	(6 assists)
1987-88	Kelly Kisio	6	Jan. 19 to Feb. 4, 1988	(8 assists)
	Walt Poddubny	6	Feb. 29 to Mar. 12, 1988	(8 assists)
	Brian Leetch	6	Mar. 22 to Apr. 1, 1988	(7 assists)
1988-89	Brian Leetch	7	Feb. 17 to Mar. 1, 1989	(11 assists)
	Carey Wilson	7	Jan. 9 to Jan. 23, 1989	(9 assists)
1989-90	Brian Mullen	6	Feb. 21 to Mar. 3, 1990	(10 assists)
1990-91	Darren Turcotte	9	Oct. 8 to Oct. 25, 1990	(11 assists)
***1991-92**	**Brian Leetch**	**15**	**Nov. 29 to Dec. 31, 1991**	**(23 assists)**
1992-93	Mark Messier	8	Feb. 12 to Feb. 27, 1993	(11 assists)
1993-94	Brian Leetch	5	Nov. 14 to Nov. 24, 1993	(7 assists)
	Sergei Zubov	5	Oct. 22 to Oct. 31, 1993	(8 assists)
	Sergei Zubov	5	Jan. 14 to Jan. 27, 1994	(8 assists)
1994-95	Mark Messier	8	Apr. 12 to Apr. 26, 1995	(19 assists)
1995-96	Brian Leetch	9	Jan. 3 to Jan. 31, 1996	(9 assists)
1996-97	Brian Leetch	7	Nov. 16 to Dec. 1, 1996	(8 assists)
1997-98	Wayne Gretzky	8	Jan. 20 to Feb. 4, 1998	(9 assists)
1998-99	Wayne Gretzky	6	Nov. 7 to Nov. 19, 1998	(8 assists)
1999-00	Theoren Fleury	8	Nov. 7 to Nov. 26, 1999	(10 assists)
2000-01	Theoren Fleury	7	Dec. 9 to Dec. 23, 2000	(8 assists)
2001-02	Brian Leetch	6	Dec. 15 to Dec. 28, 2001	(8 assists)
	Theoren Fleury	6	Nov. 3 to Nov. 14, 2001	(6 assists)
2002-03	Tom Poti	4	Oct. 21 to Oct. 26, 2002	(4 assists)
	Matthew Barnaby	4	Dec. 29 to Jan. 6, 2003	(4 assists)
2003-04	Alex Kovalev	6	Nov. 18 to Nov. 28, 2003	(8 assists)
2005-06	Michael Nylander	7	Mar. 22 to Apr. 4, 2006	(10 assists)
2006-07	Martin Straka	7	Nov. 28 to Dec. 12, 2006	(9 assists)
2007-08	Scott Gomez	7	Nov. 5 to Nov. 17. 2007	(9 assists)
2008-09	Nikolai Zherdev	4	Nov. 22 to Nov. 28, 2008	(4 assists)
	Aaron Voros	4	Oct. 5 to Oct. 13, 2008	(4 assists)
2009-10	Vinny Prospal	6	Oct. 5 to Oct. 17, 2009	(8 assists)
2010-11	Ryan Callahan	5	Oct. 21 to Oct. 29, 2010	(5 assists)
	Vinny Prospal	5	Mar. 6 to Mar. 18, 2011	(6 assists)
2011-12	Brad Richards	5	Nov. 29 to Dec. 8, 2011	(6 assists)
2012-13	Rick Nash	6	Feb. 10 to Feb. 17, 2013	(6 assists)
2013-14	Derek Stepan	6	Feb. 27 to Mar. 9, 2014	(8 assists)
2014-15	Derick Brassard	6	Feb. 10 to Feb. 20, 2015	(8 assists)
2015-16	Keith Yandle	5	Feb. 10 to Feb. 18, 2016	(5 assists)
2016-17	Ryan McDonagh	8	Oct. 17 to Nov. 1, 2016	(9 assists)
2017-18	Neal Pionk	7	Mar. 10 to Mar. 24, 2018	(9 assists)

*Denotes Rangers all-time leader

LONGEST POINT STREAKS YEAR-BY-YEAR (SINCE 1950)

YEAR	PLAYER	GAMES	DATE	TOTALS
1950-51	Jack McLeod	6	Nov. 5 to Nov. 18, 1950	(3 goals and 4 assists)
	Buddy O'Connor	6	Feb. 1 to Feb. 15, 1951	(3 goals and 4 assists)
1951-52	Hy Buller	6	Jan. 9 to Jan. 20, 1952	(4 goals and 3 assists)
1952-53	Wally Hergesheimer	9	Dec. 7 to Dec. 28, 1952	(3 goals and 9 assists)
1953-54	Paul Ronty	5	Feb. 14 to Feb. 24, 1954	(1 goal and 6 assists)
1954-55	Danny Lewicki	6	Feb. 5 to Feb. 16, 1955	(4 goals and 5 assists)
	Don Raleigh	6	Feb. 5 to Feb. 16, 1955	(2 goals and 7 assists)
	Dean Prentice	6	Nov. 27 to Dec. 8, 1954	(2 goals and 5 assists)
1955-56	Dave Creighton	8	Oct. 7 to Oct. 26, 1955	(4 goals and 8 assists)
1956-57	Camille Henry	11	Feb. 7 to Mar. 2, 1957	(8 goals and 12 assists)
1957-58	Andy Bathgate	8	Feb. 14 to Mar. 2, 1958	(8 goals and 9 assists)
1958-59	Andy Bathgate	12	Jan. 10 to Feb. 7, 1959	(8 goals and 11 assists)
1959-60	Dean Prentice	8	Mar. 6 to Mar. 20, 1960	(6 goals and 6 assists)
1960-61	Red Sullivan	8	Jan. 4 to Feb. 18, 1961	(4 goals and 4 assists)
	Earl Ingarfield	8	Jan. 22 to Feb. 5, 1961	(8 assists)
1961-62	Dean Prentice	9	Jan. 31 to Feb. 15, 1962	(5 goals and 7 assists)
1962-63	Andy Bathgate	13	Dec. 9 to Jan. 5, 1963	(12 goals and 6 assists)
1963-64	Rod Gilbert	11	Dec. 29 to Jan. 23, 1964	(8 goals and 7 assists)
1964-65	Rod Gilbert	7	Mar. 14 to Mar. 28, 1965	(2 goals and 10 assists)
1965-66	Don Marshall	7	Feb. 19 to Mar. 3, 1966	(5 goals and 5 assists)
1966-67	Earl Ingarfield	6	Nov. 19 to Nov. 30, 1966	(2 goals and 6 assists)
1967-68	Rod Gilbert	10	Dec. 25 to Jan. 17, 1968	(6 goals and 11 assists)
1968-69	Rod Gilbert	13	Nov. 8 to Dec. 5, 1968	(5 goals and 12 assists)
	Jean Ratelle	13	Mar. 5 to Mar. 30, 1969	(12 goals and 10 assists)
1969-70	Walt Tkaczuk	13	Dec. 28 to Jan. 28, 1978	(9 goals and 12 assists)
1970-71	Rod Gilbert	10	Jan. 20 to Feb. 9, 1971	(9 goals and 3 assists)
1971-72	Jean Ratelle	13	Feb. 3 to Feb. 27, 1972	(16 goals and 12 assists)
1972-73	Rod Gilbert	14	Oct. 7 to Nov. 8, 1972	(11 goals and 12 assists)
1973-74	Rod Gilbert	5	Dec. 1 to Dec. 9, 1973	(5 goals and 6 assists)
1974-75	Rod Gilbert	7	Nov. 27 to Dec. 12, 1974	(7 goals and 8 assists)
1975-76	Rod Gilbert	8	Jan. 23 to Feb. 7, 1976	(12 goals and 3 assists)
1976-77	Rod Gilbert	10	Nov. 20 to Dec. 8, 1976	(7 goals and 11 assists)
1977-78	Don Murdoch	8	Feb. 23 to Mar. 15, 1978	(7 goals and 6 assists)
1978-79	Mike McEwen	5	Oct. 12 to Oct. 21, 1978	(3 goals and 5 assists)
1979-80	Don Maloney	7	Dec. 3 to Dec. 15, 1979	(3 goals and 6 assists)
1980-81	Don Maloney	7	Nov. 26 to Dec. 10, 1980	(4 goals and 5 assists)
1981-82	Mike Rogers	16	Feb. 14 to Mar. 20, 1982	(10 goals and 18 assists)
1982-83	Don Maloney	10	Nov. 6 to Nov. 27, 1982	(7 goals and 7 assists)
1983-84	Mike Rogers	10	Oct. 10 to Oct. 30, 1983	(3 goals and 9 assists)
1984-85	Reijo Ruotsalainen	14	Feb. 5 to Mar. 7, 1985	(9 goals and 11 assists)
1985-86	Pierre Larouche	9	Feb. 5 to Feb. 27, 1986	(10 goals and 4 assists)
1986-87	Walt Poddubny	15	Jan. 11 to Feb. 17, 1987	(11 goals and 8 assists)
1987-88	Walt Poddubny	11	Oct. 12 to Nov. 1, 1987	(9 goals and 9 assists)

*Denotes Rangers all-time leader

LONGEST POINT STREAKS YEAR-BY-YEAR (SINCE 1950)

YEAR	PLAYER	GAMES	DATE	TOTALS
1988-89	Carey Wilson	14	Dec. 26 to Jan. 26, 1989	(7 goals and 17 assists)
1989-90	Brian Mullen	12	Feb. 14 to Mar. 10, 1990	(6 goals and 14 assists)
1990-91	Darren Turcotte	11	Oct. 4 to Oct. 25, 1990	(6 goals and 13 assists)
***1991-92**	**Brian Leetch**	**17**	**Nov. 23 to Dec. 31, 1991**	**(5 goals and 24 assists)**
1992-93	Mark Messier	9	Oct. 12 to Oct. 29, 1992	(6 goals and 10 assists)
	Tony Amonte	9	Mar. 6 to Mar. 26, 1993	(3 goals and 11 assists)
1993-94	Alex Kovalev	11	Mar. 16 to Apr. 8, 1994	(10 goals and 5 assists)
	Mark Messier	11	Jan. 14 to Feb. 9, 1994	(10 goals and 11 assists)
1994-95	Mark Messier	8	Apr. 12 to Apr. 26, 1995	(19 assists)
1995-96	Luc Robitaille	10	Oct. 16 to Nov. 3, 1995	(5 goals and 9 assists)
	Pat Verbeek	10	Dec. 30 to Jan. 24, 1996	(10 goals and 8 assists)
1996-97	Wayne Gretzky	15	Oct. 6 to Nov. 4, 1996	(7 goals and 15 assists)
1997-98	Wayne Gretzky	8	Jan. 20 to Feb. 4, 1998	(1 goal and 9 assists)
	Wayne Gretzky	8	Oct. 24 to Nov. 12, 1997	(3 goals and 8 assists)
1998-99	John MacLean	9	Feb. 19 to Mar. 8, 1999	(3 goals and 11 assists)
1999-00	Theoren Fleury	10	Nov. 3 to Nov. 26, 1999	(1 goal and 12 assists)
2000-01	Theoren Fleury	14	Dec. 2 to Dec. 31, 2000	(6 goals and 15 assists)
2001-02	Eric Lindros	7	Mar. 27 to Apr. 10, 2002	(7 goals and 5 assists)
	Pavel Bure	7	Mar. 27 to Apr. 10, 2002	(9 goals and 6 assists)
	Eric Lindros	7	Nov. 2 to Nov. 14, 2001	(5 goals and 4 assists)
2002-03	Bobby Holik	9	Dec. 28 to Jan. 13, 2003	(5 goals and 7 assists)
2003-04	Alex Kovalev	7	Nov. 18 to Nov. 30, 2003	(2 goals and 10 assists)
	Brian Leetch	7	Nov. 23 to Dec. 4, 2003	(5 goals and 4 assists)
2005-06	Jaromir Jagr	12	Mar. 12 to Apr. 4, 2006	(9 goals and 14 assists)
	Jaromir Jagr	12	Oct. 12 to Nov. 5, 2005	(12 goals and 7 assists)
2006-07	Martin Straka	11	Nov. 19 to Dec. 12, 2006	(7 goals and 12 assists)
2007-08	Scott Gomez	13	Dec. 6 to Jan. 2, 2008	(4 goals and 15 assists)
2008-09	Ryan Callahan	6	Mar. 12 to Mar. 22, 2009	(4 goals and 4 assists)
2009-10	Marian Gaborik	8	Oct. 2 to Oct. 17, 2009	(6 goals and 12 assists)
	Marian Gaborik	8	Nov. 5 to Nov. 25, 2009	(8 goals and 6 assists)
2010-11	Vinny Prospal	8	Mar. 1 to Mar. 18, 2011	(2 goals and 8 assists)
2011-12	Brad Richards	7	Nov. 25 to Dec. 8, 2011	(4 goals and 7 assists)
	Ryan Callahan	7	Dec. 25 to Jan. 6, 2012	(2 goals and 6 assists)
2012-13	Ryan Callahan	7	Apr. 16 to Apr. 27, 2013	(5 goals and 6 assists)
2013-14	Derick Brassard	8	Jan. 26 to Mar. 1, 2014	(5 goals and 5 assists)
2014-15	Rick Nash	11	Nov. 19 to Dec. 16, 2014	(8 goals and 6 assists)
2015-16	Keith Yandle	5	Feb. 10 to Feb. 18, 2016	(5 assists)
	Keith Yandle	5	Mar. 4 to Mar. 13, 2016	(1 goal and 4 assists)
	Derek Stepan	5	Mar. 4 to Mar. 13, 2016	(2 goals and 5 assists)
	Derek Stepan	5	Mar. 31 to Apr. 7, 2016	(4 goals and 5 assists)
2016-17	Ryan McDonagh	8	Oct. 17 to Nov. 1, 2016	(9 assists)
2017-18	Jesper Fast	8	Mar. 8 to Mar. 24, 2018	(3 goals and 7 assists)

*Denotes Rangers all-time leader

REGULAR SEASON SCORING STATISTICS

1926-27		GP	G	A	PTS	PIM
Bill Cook		44	33	4	37	56
Frank Boucher		44	13	15	28	17
Bun Cook		44	14	11	25	42
Taffy Abel		44	8	4	12	78
Paul Thompson		43	7	3	10	12
Murray Murdoch		44	6	4	10	12
Stan Brown		24	6	3	9	14
Bill Boyd		44	4	1	5	42
Ching Johnson		27	3	2	5	68
Leo Bourgeault	NYR	20	1	1	2	30
	Total	42	2	1	3	72
Lester Patrick		1	0	0	0	2
Ollie Reinikka		16	0	0	0	0
Reg Mackey		41	0	0	0	16
Hal Winkler		8	0	0	0	0
Lorne Chabot		37	0	0	0	0

1927-28		GP	G	A	PTS	PIM
Frank Boucher		44	23	12	35	12
Bun Cook		44	14	14	28	45
Bill Cook		43	18	6	24	42
Ching Johnson		42	10	6	16	146
Murray Murdoch		44	7	3	10	16
Alex Gray		43	7	1	8	28
Paul Thompson		42	4	3	7	24
Leo Bourgeault		37	7	0	7	72
Bill Boyd		43	4	0	4	11
Taffy Abel		23	0	1	1	28
Laurie Scott		23	0	1	1	6
Patsy Callighen		36	0	0	0	32
Lorne Chabot		44	0	0	0	0

1928-29		GP	G	A	PTS	PIM
Frank Boucher		44	10	16	26	8
Bill Cook		43	15	8	23	47
Bun Cook		43	13	5	18	74
Paul Thompson		44	10	7	17	40
Murray Murdoch		44	8	6	14	22
Butch Keeling		43	6	3	9	39
Leo Bourgeault		44	2	3	5	59
Taffy Abel		44	3	1	4	45
Sparky Vail		18	3	0	3	16
Russell Oatman	NYR	27	1	1	2	8
	Total	38	2	1	3	20
Myles Lane		24	1	0	1	32
Bill Boyd		11	0	0	0	5
Gerry Carson	NYR	8	0	0	0	5
	Total	39	0	0	0	7
Ching Johnson		8	0	0	0	18
John Ross Roach		44	0	0	0	0

1929-30		GP	G	A	PTS	PIM
Frank Boucher		42	26	36	62	16
Bill Cook		44	29	30	59	56
Bun Cook		43	24	18	42	59
Butch Keeling		43	19	7	26	34
Murray Murdoch		44	13	12	25	22
Paul Thompson		44	7	12	19	36
Leo Bourgeault		44	7	6	13	56
Ching Johnson		30	3	3	6	84
Leo Reise	NYR	14	0	1	1	8
	Total	38	3	3	6	20
Leroy Goldsworthy		44	4	1	5	16
Leo Quenneville		25	0	3	3	10
Ralph Taylor	NYR	22	2	0	2	32
	Total	39	3	0	3	74
Sparky Vail		32	1	1	2	10
Obs Heximer		19	1	0	1	4
Yip Foster		31	0	0	0	16
Bill Regan		9	0	0	0	2
John Ross Roach		44	0	0	0	0

1930-31		GP	G	A	PTS	PIM
Bill Cook		44	30	12	42	39
Frank Boucher		44	12	27	39	18
Bun Cook		44	18	17	35	74
Butch Keeling		44	13	9	22	35
Murray Murdoch		44	7	7	14	6
Paul Thompson		44	7	7	14	38
Joe Jerwa		33	4	7	11	72
Cecil Dillon		25	7	3	10	15
Ching Johnson		44	2	6	8	79
Bud Maracle		11	1	3	4	4
Frank Waite		17	1	3	4	4
Bill Regan		42	2	1	3	53
Eddie Rodden		19	0	3	3	8
Gene Carrigan		33	2	0	2	13
Leo Bourgeault		10	0	1	1	12
John Ross Roach		44	0	1	1	0
Sam McAdam		5	0	0	0	0
Ernest Kenny		6	0	0	0	0
Frank Peters		43	0	0	0	57

1931-32		GP	G	A	PTS	PIM
Bill Cook		48	33	14	47	33
Cecil Dillon		48	23	15	38	22
Frank Boucher		48	12	24	36	14
Bun Cook		45	14	20	34	47
Art Somers		48	11	15	26	47
Murray Murdoch		48	5	17	22	32
Butch Keeling		48	17	3	20	38
Ching Johnson		47	3	10	13	106
Dutch Gainor		46	3	9	12	9
Earl Seibert		46	4	6	10	88
Doug Brennan		38	4	3	7	38
Vic Desjardins		48	3	3	6	16
Ott Heller		21	2	2	4	9
Hib Milks		48	0	4	4	14
John Ross Roach		48	0	0	0	0

1932-33		GP	G	A	PTS	PIM
Bill Cook		48	28	22	50	51
Bun Cook		48	22	15	37	35
Frank Boucher		46	7	28	35	4
Cecil Dillon		48	21	10	31	12
Art Somers		48	7	15	22	28
Babe Siebert		43	9	10	19	38
Ching Johnson		48	8	9	17	127
Murray Murdoch		48	5	11	16	23
Ozzie Asmundson		48	5	10	15	20
Butch Keeling		47	8	6	14	22
Ott Heller		40	5	7	12	31
Doug Brennan		48	5	4	9	91
Earl Seibert		45	2	3	5	92
Carl Voss		10	2	1	3	4
Gord Pettinger		34	1	2	3	18
Andy Aitkenhead		48	0	0	0	0

1933-34		GP	G	A	PTS	PIM
Frank Boucher		48	14	30	44	4
Cecil Dillon		48	13	26	39	10
Bun Cook		48	18	15	33	36
Murray Murdoch		48	17	10	27	29
Bill Cook		48	13	13	26	21
Earl Seibert		48	13	10	23	66
Butch Keeling		48	15	5	20	20
Vic Ripley	NYR	34	5	12	17	10
	Total	48	7	13	20	16
Danny Cox	NYR	13	5	0	5	2
	Total	42	5	4	9	2
Ozzie Asmundson		46	2	6	8	8
Ching Johnson		48	2	6	8	86
Ott Heller		48	2	5	7	29
Duke Dutkowski	NYR	29	0	6	6	18
	Total	43	0	7	7	31
Albert Leduc	NYR	7	0	0	0	6
	Total	42	1	3	4	40
Art Somers		8	1	2	3	5
Jean Pusie		19	0	2	2	17
Babe Siebert		13	0	1	1	16
Lorne Carr		14	0	0	0	0
Doug Brennan		37	0	0	0	18
Andy Aitkenhead		48	0	0	0	0

1934-35		GP	G	A	PTS	PIM
Frank Boucher		48	13	32	45	2
Bill Cook		48	21	15	36	23
Cecil Dillon		48	25	9	34	4
Bun Cook		48	13	21	34	26
Murray Murdoch		48	14	11	25	6
Earl Seibert		48	6	19	25	86
Lynn Patrick		48	9	13	22	17
Bert Connelly		47	10	11	21	23
Butch Keeling		47	15	4	19	14
Charlie Mason		46	5	9	14	14
Ott Heller		47	3	11	14	31
Ching Johnson		29	2	3	5	34
Art Somers		41	0	5	5	4
Alex Levinsky		20	0	4	4	6
Vic Ripley		4	0	2	2	2
Bill MacKenzie	NYR	20	1	0	1	10
	Total	26	1	0	1	10
Harold Starr		33	0	0	0	30
Percy Jackson		1	0	0	0	0
Andy Aitkenhead		10	0	0	0	0
Dave Kerr		37	0	0	0	0

1935-36		GP	G	A	PTS	PIM
Cecil Dillon		48	18	14	32	12
Frank Boucher		48	11	18	29	2
Lynn Patrick		48	11	14	25	29
Howie Morenz	NYR	18	2	5	7	6
	Total	42	6	15	21	26
Butch Keeling		46	13	5	18	22
Bill Cook		44	7	10	17	16
Glenn Brydson		30	4	13	17	9

REGULAR SEASON SCORING STATISTICS

1935-36 (CONT'D)		GP	G	A	PTS	PIM
Ott Heller		45	2	11	13	40
Murray Murdoch		48	2	9	11	9
Bun Cook		26	4	5	9	12
Ching Johnson		47	5	3	8	58
Art Coulter	NYR	23	1	6	7	26
	Total	45	1	7	8	44
Alex Shibicky		18	4	2	6	6
Charlie Mason		28	1	5	6	8
Earl Seibert		17	2	3	5	6
Mac Colville		18	1	4	5	6
Bert Connelly		25	2	2	4	10
Vern Ayers		28	0	4	4	38
Babe Pratt		17	1	1	2	16
Phil Watson		24	0	2	2	24
Neil Colville		1	0	0	0	0
Joe Cooper		1	0	0	0	0
Harold Starr		16	0	0	0	12
Bert Gardiner		1	0	0	0	0
Dave Kerr		47	0	0	0	0

1936-37	GP	G	A	PTS	PIM
Cecil Dillon	48	20	11	31	13
Phil Watson	48	11	17	28	22
Neil Colville	45	10	18	28	33
Butch Keeling	48	22	4	26	24
Lynn Patrick	45	8	16	24	23
Alex Shibicky	47	14	8	22	30
Frank Boucher	44	7	13	20	5
Mac Colville	46	7	12	19	10
Ott Heller	48	5	12	17	42
Babe Pratt	47	8	7	15	23
Murray Murdoch	48	0	14	14	16
Art Coulter	47	1	5	6	27
Bill Cook	21	1	4	5	2
Joe Cooper	48	0	3	3	42
Eddie Wares	2	2	0	2	0
Clint Smith	2	1	0	1	0
Bryan Hextall	3	0	1	1	0
Ching Johnson	35	0	0	0	20
Joe Krol	1	0	0	0	0
Dave Kerr	48	0	0	0	0

1937-38	GP	G	A	PTS	PIM
Cecil Dillon	48	21	18	39	6
Clint Smith	48	14	23	37	0
Neil Colville	45	18	19	37	11
Alex Shibicky	48	16	18	34	26
Lynn Patrick	48	15	19	34	24
Phil Watson	48	7	25	32	52
Mac Colville	48	14	14	28	18
Bryan Hextall	48	17	4	21	6
Babe Pratt	47	5	14	19	56
Butch Keeling	38	8	9	17	12
Ott Heller	48	2	14	16	68
Art Coulter	43	5	10	15	90
Bobby Kirk	39	4	8	12	14
Joe Cooper	46	3	2	5	56
Muzz Patrick	1	0	2	2	0
Frank Boucher	18	0	1	1	2
Dutch Hiller	8	0	1	1	2
Larry Molyneaux	2	0	0	0	2
Dave Kerr	48	0	0	0	0

1938-39	GP	G	A	PTS	PIM
Clint Smith	48	21	20	41	2
Neil Colville	48	18	20	38	12
Phil Watson	48	15	22	37	42
Bryan Hextall	48	20	16	36	18
Alex Shibicky	48	24	9	33	24
Lynn Patrick	35	8	21	29	25
Dutch Hiller	48	10	18	28	22
Cecil Dillon	48	12	15	27	6
Mac Colville	48	7	19	26	24
Ott Heller	48	0	23	23	42
Babe Pratt	48	2	19	21	20
George Allen	19	6	6	12	10
Art Coulter	44	4	8	12	58
Muzz Patrick	48	1	10	11	70
Joe Krol	1	1	1	2	0
Bill Carse	1	0	1	1	0
Larry Molyneaux	43	0	1	1	18
Dave Kerr	48	0	0	0	0

1939-40	GP	G	A	PTS	PIM
Bryan Hextall	48	24	16	40	52
Neil Colville	48	19	18	37	22
Phil Watson	48	8	28	36	62
Alex Shibicky	44	11	21	32	33
Dutch Hiller	48	13	18	31	57

1939-40 (CONT'D)	GP	G	A	PTS	PIM
Kilby MacDonald	45	15	13	28	19
Lynn Patrick	48	12	16	28	34
Clint Smith	41	8	16	24	2
Mac Colville	47	7	14	21	12
Ott Heller	47	4	14	18	28
Alf Pike	47	8	9	17	38
Babe Pratt	48	4	13	17	61
Art Coulter	48	1	9	10	68
Muzz Patrick	44	2	4	6	44
John Polich	1	0	0	0	0
Stan Smith	1	0	0	0	0
Cliff Barton	3	0	0	0	0
Dave Kerr	48	0	0	0	0

1940-41	GP	G	A	PTS	PIM
Bryan Hextall	48	26	21	47	16
Lynn Patrick	48	20	24	44	12
Neil Colville	48	14	28	42	28
Phil Watson	40	11	25	36	49
Mac Colville	47	14	17	31	18
Clint Smith	48	14	11	25	0
Alex Shibicky	41	10	15	25	14
Babe Pratt	48	3	17	20	52
Alf Pike	48	6	13	19	23
Art Coulter	36	5	14	19	42
Dutch Hiller	44	8	10	18	20
Ott Heller	48	2	16	18	42
Kilby MacDonald	47	5	6	11	12
Muzz Patrick	47	2	8	10	21
Stan Smith	8	2	1	3	0
Herb Foster	5	1	0	1	0
Bill Allum	1	0	1	1	0
John Polich	2	0	1	1	0
Bill Juzda	5	0	0	0	2
Dave Kerr	48	0	0	0	0

1941-42	GP	G	A	PTS	PIM
Bryan Hextall	48	24	32	56	30
Lynn Patrick	47	32	23	55	18
Phil Watson	48	15	37	52	58
Clint Smith	47	10	25	35	4
Alex Shibicky	45	20	14	34	16
Grant Warwick	44	16	17	33	36
Neil Colville	48	8	25	33	37
Mac Colville	46	14	16	30	26
Babe Pratt	47	4	24	28	65
Alf Pike	34	8	19	27	16
Alan Kuntz	31	10	11	21	10
Art Coulter	47	1	16	17	31
Bill Juzda	45	4	8	12	29
Ott Heller	35	6	5	11	22
Hub Macey	9	3	5	8	0
Norm Tustin	18	2	4	6	0
Norm Burns	11	0	4	4	2
Jim Henry	48	0	0	0	0

1942-43		GP	G	A	PTS	PIM
Lynn Patrick		50	22	39	61	28
Bryan Hextall		50	27	32	59	28
Phil Watson		47	14	28	42	44
Hank Goldup	NYR	35	11	20	31	33
	Total	44	12	27	39	37
Grant Warwick		50	17	18	35	31
Clint Smith		47	12	21	33	4
Bob Kirkpatrick		49	12	12	24	6
Alf Pike		41	6	16	22	48
Scotty Cameron		35	8	11	19	0
Ott Heller		45	4	14	18	14
Vic Myles		45	6	8	14	57
Gus Mancuso		21	6	8	14	13
Joe Shack		20	5	9	14	6
Joe Bell		15	2	5	7	6
Hub Macey		9	3	3	6	0
Gord Davidson		35	2	3	5	4
Lin Bend		8	3	1	4	2
Bill Gooden		12	0	4	4	0
Red Garrett		23	1	1	2	18
Babe Pratt		6	0	2	2	6
Billy Warwick		1	0	1	1	4
Vic Lynn		1	0	0	0	0
Spence Tatchell		1	0	0	0	0
Lionel Bouvrette		1	0	0	0	0
Steve Buzinski		9	0	0	0	0
Bill Beveridge		17	0	0	0	0
Jimmy Franks		23	0	0	0	0

1943-44		GP	G	A	PTS	PIM
Bryan Hextall		50	21	33	54	41
Dutch Hiller		50	18	22	40	15
Ott Heller		50	8	27	35	29
Ab DeMarco	NYR	38	14	20	34	2
	Total	39	14	20	34	2

REGULAR SEASON SCORING STATISTICS

1943-44 (CONT'D)		GP	G	A	PTS	PIM
John Mahaffy		28	9	20	29	0
Ozzie Aubuchon	NYR	38	16	12	28	4
	Total	47	17	12	29	4
Fern Gauthier		33	14	11	25	0
Jack McDonald		43	10	9	19	6
Bill Gooden		41	9	8	17	15
Grant Warwick		18	8	9	17	14
Bucko McDonald	NYR	39	5	6	11	14
	Total	50	7	10	17	22
Kilby MacDonald		24	7	9	16	4
Bob Dill		28	6	10	16	66
Frank Boucher		15	4	10	14	2
Aldo Palazzari	NYR	11	2	0	2	0
	Total	35	8	3	11	4
Chuck Scherza	NYR	5	3	2	5	11
	Total	14	4	3	7	17
Billy Warwick		13	3	2	5	12
Don Raleigh		15	2	2	4	2
Gord Davidson		16	1	3	4	4
Roger Leger		7	1	2	3	2
Tom Dewar		9	0	2	2	4
Charlie Sands		9	0	2	2	0
Hank Damore		4	1	0	1	2
Archie Fraser		3	0	1	1	0
Jim Jamieson		1	0	1	1	0
Tony Demers		1	0	0	0	0
Henry Dyck		1	0	0	0	0
Max Labovitch		5	0	0	0	4
Jack Mann		3	0	0	0	0
Robert McDonald		1	0	0	0	0
Lloyd Mohns		1	0	0	0	0
Art Strobel		7	0	0	0	0
Harry Lumley		1	0	0	0	0
Ken McAuley		50	0	0	0	0

1944-45	GP	G	A	PTS	PIM
Ab DeMarco	50	24	30	54	10
Grant Warwick	42	20	22	42	25
Hank Goldup	48	17	25	42	25
Fred Thurier	50	16	19	35	14
Fred Hunt	44	13	9	22	6
Joe Shack	50	4	18	22	14
Walt Atanas	49	13	8	21	40
Phil Watson	45	11	8	19	24
Ott Heller	45	7	12	19	26
Kilby MacDonald	36	9	6	15	12
Bob Dill	48	9	5	14	69
Bucko McDonald	40	2	9	11	0
Jack Mann	6	3	4	7	0
Bill Moe	35	2	4	6	14
Chuck Scherza	22	2	3	5	18
Guy Labrie	27	2	2	4	14
Neil Colville	4	0	1	1	2
Hal Cooper	8	0	0	0	2
Jim Drummond	2	0	0	0	0
Alex Ritson	1	0	0	0	0
Len Wharton	1	0	0	0	0
Doug Stevenson	4	0	0	0	0
Ken McAuley	46	0	0	0	0

1945-46	GP	G	A	PTS	PIM
Ab DeMarco	50	20	27	47	20
Grant Warwick	45	19	18	37	19
Edgar Laprade	49	15	19	34	0
Phil Watson	49	12	14	26	43
Tony Leswick	50	15	9	24	26
Alf Pike	33	7	9	16	18
Alex Shibicky	33	10	5	15	12
Lynn Patrick	38	8	6	14	30
Mac Colville	39	7	6	13	8
Cal Gardner	16	8	2	10	2
Neil Colville	49	5	4	9	25
Bill Moe	48	4	4	8	14
Rene Trudell	16	3	5	8	4
Hank Goldup	19	6	1	7	11
Ott Heller	34	2	3	5	14
Church Russell	17	0	5	5	2
Bill Juzda	32	1	3	4	17
Harold Brown	13	2	1	3	2
Hal Laycoe	17	0	2	2	6
Muzz Patrick	24	0	2	2	4
Bryan Hextall	3	0	1	1	0
Alan Kuntz	14	0	1	1	2
Jim Henry	10	0	0	0	0
Chuck Rayner	41	0	0	0	6

1946-47	GP	G	A	PTS	PIM
Tony Leswick	59	27	14	41	51
Grant Warwick	54	20	20	40	24
Edgar Laprade	58	15	25	40	9
Bryan Hextall	60	20	10	30	18

1946-47 (CONT'D)	GP	G	A	PTS	PIM
Cal Gardner	52	13	16	29	30
Church Russell	54	20	8	28	8
Rene Trudell	59	8	16	24	38
Neil Colville	60	4	16	20	16
Ab DeMarco	44	9	10	19	2
Alf Pike	31	7	11	18	2
Phil Watson	48	6	12	18	17
Bill Moe	59	4	10	14	44
Hal Laycoe	58	1	12	13	25
Joe Bell	47	6	4	10	12
Joe Cooper	59	2	8	10	36
Bill Juzda	45	3	5	8	60
Jean-Paul Lamirande	14	1	1	2	14
Joe Levandoski	8	1	1	2	0
Huddy Bell	1	0	1	1	0
Jean-Paul Denis	6	0	1	1	0
Mac Colville	14	0	0	0	8
Jack Lancien	1	0	0	0	0
Norm Larson	1	0	0	0	0
Mel Read	6	0	0	0	8
Sherman White	1	0	0	0	0
Jim Henry	2	0	0	0	0
Chuck Rayner	58	0	0	0	0

1947-48		GP	G	A	PTS	PIM
Buddy O'Connor		60	24	36	60	8
Edgar Laprade		59	13	34	47	7
Tony Leswick		60	24	16	40	76
Phil Watson		54	18	15	33	54
Don Raleigh		52	15	18	33	2
Eddie Kullman		51	15	17	32	32
Grant Warwick		40	17	12	29	28
Cal Gardner		58	7	18	25	71
Bryan Hextall		43	8	14	22	18
Rene Trudell		54	13	7	20	30
Billy Taylor	NYR	2	0	0	0	0
	Total	41	4	16	20	25
Frank Eddolls		58	6	13	19	16
Neil Colville		55	4	12	16	25
Bill Moe		59	1	15	16	31
Bill Juzda		60	3	9	12	70
Ed Slowinski		38	6	5	11	2
Church Russell		19	0	3	3	2
Ron Rowe		5	1	0	1	0
Fred Shero		19	1	0	1	2
Jean-Paul Lamirande		18	0	1	1	6
Hub Anslow		2	0	0	0	0
Herb Foster		1	0	0	0	0
Bing Juckes		2	0	0	0	0
Larry Kwong		1	0	0	0	0
Fern Perreault		2	0	0	0	0
Bob DeCourcy		1	0	0	0	0
Chuck Rayner		12	0	0	0	0
Jim Henry		48	0	0	0	0

1948-49	GP	G	A	PTS	PIM
Buddy O'Connor	46	11	24	35	0
Alex Kaleta	56	12	19	31	18
Edgar Laprade	56	18	12	30	12
Pentti Lund	59	14	16	30	16
Tony Leswick	60	13	14	27	70
Don Raleigh	41	10	16	26	8
Dunc Fisher	60	9	16	25	40
Nick Mickoski	54	13	9	22	18
Clint Albright	59	14	5	19	19
Jack Gordon	31	3	9	12	0
Allan Stanley	40	2	8	10	22
Eddie Kullman	18	4	5	9	14
Fred Shero	59	3	6	9	64
Wally Stanowski	60	1	8	9	16
Bill Moe	60	0	9	9	60
Frank Eddolls	34	4	2	6	10
Neil Colville	14	0	5	5	2
Wes Trainor	17	1	2	3	6
Ed Slowinski	20	1	1	2	2
Ray Manson	1	0	1	1	0
Moe Morris	18	0	1	1	6
Al Staley	1	0	1	1	0
Bucky Buchanan	2	0	0	0	0
Val Delory	1	0	0	0	0
Jack Evans	3	0	0	0	4
Emile Francis	2	0	0	0	0
Chuck Rayner	58	0	0	0	2

1949-50	GP	G	A	PTS	PIM
Edgar Laprade	60	22	22	44	2
Tony Leswick	69	19	25	44	87
Ed Slowinski	63	14	23	37	12
Don Raleigh	70	12	25	37	11
Dunc Fisher	70	12	21	33	42

REGULAR SEASON SCORING STATISTICS

1949-50 (CONT'D)		GP	G	A	PTS	PIM
Buddy O'Connor		66	11	22	33	4
Alex Kaleta		67	17	14	31	40
Pentti Lund		64	18	9	27	18
Nick Mickoski		47	10	10	20	10
Pat Egan		70	5	11	16	50
Jackie McLeod		38	6	9	15	2
Fred Shero		67	2	8	10	71
Bud Poile		28	3	6	9	8
Allan Stanley		55	4	4	8	58
Gus Kyle		70	3	5	8	143
Frank Eddolls		58	2	6	8	20
Jean-Paul Lamirande		16	4	3	7	6
Jack Lancien		43	1	4	5	27
Bing Juckes		14	2	1	3	6
Odie Lowe		3	1	1	2	0
Don Smith		10	1	1	2	0
Wally Stanowski		37	1	1	2	10
Sherman White		3	0	2	2	0
Douglas Adam		4	0	1	1	0
Jean-Paul Denis		4	0	1	1	2
Jack Evans		3	0	0	0	2
Jack Gordon		1	0	0	0	0
Bill Kyle		2	0	0	0	0
Bill McDonagh		4	0	0	0	2
Fern Perreault		1	0	0	0	0
John Webster		14	0	0	0	4
Emile Francis		1	0	0	0	0
Chuck Rayner		69	0	0	0	6

1950-51		GP	G	A	PTS	PIM
Reg Sinclair		70	18	21	39	70
Don Raleigh		64	15	24	39	18
Buddy O'Connor		66	16	20	36	0
Nick Mickoski		64	20	15	35	12
Eddie Kullman		70	14	18	32	88
Ed Slowinski		69	14	18	32	15
Zellio Toppazzini	NYR	55	14	13	27	27
	Total	59	14	14	28	27
Tony Leswick		70	15	11	26	112
Edgar Laprade		42	10	13	23	0
Allan Stanley		70	7	14	21	75
Pentti Lund		59	4	16	20	6
Pat Egan		70	5	10	15	70
Jackie McLeod		41	5	10	15	2
Frank Eddolls		68	3	8	11	24
Alex Kaleta		58	3	4	7	26
Wally Stanowski		49	1	5	6	28
Gus Kyle		64	2	3	5	92
Bill Kyle		1	0	3	3	0
Ed Harrison	NYR	5	1	0	1	0
	Total	13	2	0	2	2
Jack Evans		49	1	0	1	95
Vic Howe		3	1	0	1	0
Jack Gordon		4	0	1	1	0
Jack Lancien		19	0	1	1	8
Dunc Fisher		12	0	0	0	0
Dick Kotanen		1	0	0	0	0
Robert Wood		1	0	0	0	0
Bill Wylie		1	0	0	0	0
Emile Francis		5	0	0	0	0
Chuck Rayner		66	0	0	0	6

1951-52		GP	G	A	PTS	PIM
Don Raleigh		70	19	42	61	14
Ed Slowinski		64	21	22	43	18
Paul Ronty		65	12	31	43	16
Gaye Stewart		69	15	25	40	22
Wally Hergesheimer		68	26	12	38	6
Edgar Laprade		70	9	29	38	8
Hy Buller		68	12	23	35	96
Reg Sinclair		69	20	10	30	33
Herb Dickenson		37	14	13	27	8
Eddie Kullman		64	11	10	21	61
Nick Mickoski		43	7	13	20	20
Allan Stanley		50	5	14	19	52
Stephen Kraftcheck		58	8	9	17	30
Jim Ross		51	2	9	11	25
Frank Eddolls		42	3	5	8	18
Jack Evans		52	1	6	7	83
Jack Stoddard		20	4	2	6	2
Jackie McLeod		13	2	3	5	2
Clare Martin	NYR	15	0	1	1	8
	Total	45	1	3	4	14
Jim Conacher	NYR	16	0	1	1	2
	Total	21	1	2	3	2
Zellio Toppazzini		16	1	1	2	4
Lloyd Ailsby		3	0	0	0	2
Lorne Anderson		3	0	0	0	0
Emile Francis		14	0	0	0	0
Chuck Rayner		53	0	0	0	4

1952-53		GP	G	A	PTS	PIM
Wally Hergesheimer		70	30	29	59	10
Paul Ronty		70	16	38	54	20
Nick Mickoski		70	19	16	35	39
Jack Stoddard		60	12	13	25	29
Hy Buller		70	7	18	25	73
Neil Strain		52	11	13	24	12
Don Raleigh		55	4	18	22	2
Leo Reise Jr.		61	4	15	19	53
Eddie Kullman		70	8	10	18	61
Pete Babando	NYR	29	4	4	8	4
	Total	58	9	9	18	18
Allan Stanley		70	5	12	17	52
Harry Howell		67	3	8	11	46
Stephen Kraftcheck		69	2	9	11	45
Dean Prentice		55	6	3	9	20
Herb Dickenson		11	4	4	8	2
Aldo Guidolin		30	4	4	8	24
Ed Slowinski		37	2	5	7	14
George Senick		13	2	3	5	8
Jim Conacher		17	1	4	5	2
Ron Murphy		15	3	1	4	0
Edgar Laprade		11	2	1	3	2
Gaye Stewart		18	1	2	3	8
Jim Ross		11	0	2	2	4
Kelly Burnett		3	1	0	1	0
Aggie Kukulowicz		3	1	0	1	0
Andy Bathgate		18	0	1	1	6
Gord Haworth		2	0	1	1	0
Frank Bathgate		2	0	0	0	2
Mike Labadie		3	0	0	0	0
Ian Mackintosh		4	0	0	0	4
Jackie McLeod		3	0	0	0	2
Chuck Rayner		20	0	0	0	2
Gump Worsley		50	0	0	0	2

1953-54		GP	G	A	PTS	PIM
Paul Ronty		70	13	33	46	18
Don Raleigh		70	15	30	45	16
Wally Hergesheimer		66	27	16	43	42
Camille Henry		66	24	15	39	10
Nick Mickoski		68	19	16	35	22
Max Bentley		57	14	18	32	15
Dean Prentice		52	4	13	17	18
Hy Buller		41	3	14	17	40
Harry Howell		67	7	9	16	58
Ike Hildebrand		32	6	10	16	12
Eddie Kullman		70	4	10	14	44
Ivan Irwin		56	2	12	14	109
Doug Bentley		20	2	10	12	2
Bob Chrystal		64	5	5	10	44
Jack Evans		44	4	4	8	73
Leo Reise Jr.		70	3	5	8	71
Aldo Guidolin		68	2	6	8	51
Edgar Laprade		35	1	6	7	2
Andy Bathgate		20	2	2	4	18
Ron Murphy		27	1	3	4	20
Glen Sonmor		15	2	0	2	17
Billy Dea		14	1	1	2	2
Allan Stanley		10	0	2	2	11
Chick Chalmers		1	0	0	0	0
Vic Howe		1	0	0	0	0
Aggie Kukulowicz		1	0	0	0	0
Bill McCreary		2	0	0	0	2
Johnny Bower		70	0	0	0	0

1954-55		GP	G	A	PTS	PIM
Danny Lewicki		70	29	24	53	8
Andy Bathgate		70	20	20	40	37
Don Raleigh		69	8	32	40	19
Dean Prentice		70	16	15	31	20
Ron Murphy		66	14	16	30	36
Larry Popein		70	11	17	28	27
Bill Gadsby	NYR	52	8	7	15	42
	Total	70	11	13	24	61
Pete Conacher	NYR	52	10	7	17	10
	Total	70	12	11	23	12
Harry Howell		70	2	14	16	87
Bob Chrystal		68	6	9	15	68
Paul Ronty		54	4	11	15	10
Nick Mickoski		18	1	14	15	6
Edgar Laprade		60	3	11	14	0
Ivan Irwin		60	0	13	13	85
Camille Henry		21	5	2	7	2
Aldo Guidolin		70	2	5	7	34
Wally Hergesheimer		14	4	2	6	4
Vic Howe		29	2	4	6	10
Jack Evans		47	0	5	5	91
Bill Ezinicki		16	2	2	4	22
Lou Fontinato		28	2	2	4	60
Jackie McLeod		11	1	1	2	2

REGULAR SEASON SCORING STATISTICS

1954-55 (CONT'D)	GP	G	A	PTS	PIM
Bill McCreary	8	0	2	2	0
Allan Stanley	12	0	2	2	2
Dick Bouchard	1	0	0	0	0
Ron Howell	2	0	0	0	0
Glen Sonmor	13	0	0	0	4
Johnny Bower	5	0	0	0	0
Gump Worsley	65	0	0	0	4
1955-56	**GP**	**G**	**A**	**PTS**	**PIM**
Andy Bathgate	70	19	47	66	59
Dave Creighton	70	20	31	51	43
Bill Gadsby	70	9	42	51	84
Danny Lewicki	70	18	27	45	26
Ron Murphy	66	16	28	44	69
Dean Prentice	70	24	18	42	47
Wally Hergesheimer	70	22	18	40	26
Larry Popein	64	14	25	39	37
Andy Hebenton	70	24	14	38	8
Bronco Horvath	66	12	17	29	38
Pete Conacher	41	11	11	22	8
Lou Fontinato	70	3	15	18	206
Harry Howell	70	3	15	18	77
Don Raleigh	29	1	12	13	4
Jean-Guy Gendron	63	5	7	12	38
Jack Evans	70	2	9	11	99
Aldo Guidolin	14	1	0	1	8
Jim Bartlett	12	0	1	1	8
Ivan Irwin	34	0	1	1	20
Ron Howell	1	0	0	0	0
Gump Worsley	70	0	0	0	2
1956-57	**GP**	**G**	**A**	**PTS**	**PIM**
Andy Bathgate	70	27	50	77	60
Andy Hebenton	70	21	23	44	15
Dean Prentice	68	19	23	42	38
Bill Gadsby	70	4	37	41	72
Dave Creighton	70	18	21	39	40
Danny Lewicki	70	18	20	38	47
Larry Popein	67	11	19	30	20
Camille Henry	36	14	15	29	2
Red Sullivan	42	6	17	23	36
Ron Murphy	33	7	12	19	14
Gerry Foley	69	7	9	16	48
Jean-Guy Gendron	70	9	6	15	38
Parker MacDonald	45	7	8	15	24
Lou Fontinato	70	3	12	15	139
Harry Howell	65	2	10	12	70
Larry Cahan	61	5	4	9	65
Jack Evans	70	3	6	9	116
Bruce Cline	30	2	3	5	10
Bronco Horvath	7	1	2	3	4
Johnny Bower	2	0	0	0	0
Gump Worsley	68	0	0	0	19
1957-58	**GP**	**G**	**A**	**PTS**	**PIM**
Andy Bathgate	65	30	48	78	42
Camille Henry	70	32	24	56	0
Dave Creighton	70	17	35	52	40
Bill Gadsby	65	14	32	46	48
Red Sullivan	70	11	35	46	61
Andy Hebenton	70	21	24	45	17
Larry Popein	70	12	22	34	22
Danny Lewicki	70	11	19	30	26
Jean-Guy Gendron	70	10	17	27	66
Dean Prentice	38	13	9	22	14
Parker MacDonald	70	8	10	18	28
Jack Evans	70	4	8	12	108
Harry Howell	70	4	7	11	62
Lou Fontinato	70	3	8	11	152
Hank Ciesla	62	2	6	8	14
Gerry Foley	68	2	5	7	39
Larry Cahan	40	1	1	2	18
Ivan Irwin	1	0	0	0	0
Marcel Paille	33	0	0	0	0
Gump Worsley	37	0	0	0	0
1958-59	**GP**	**G**	**A**	**PTS**	**PIM**
Andy Bathgate	70	40	48	88	48
Red Sullivan	70	21	42	63	54
Andy Hebenton	70	33	29	62	8
Camille Henry	70	23	35	58	2
Bill Gadsby	70	5	46	51	56
Dean Prentice	70	17	33	50	11
Larry Popein	61	13	21	34	28
Eddie Shack	67	7	14	21	105
Jim Bartlett	70	11	9	20	118
Hank Ciesla	69	6	14	20	21
Harry Howell	70	4	10	14	101
Les Colwill	69	7	6	13	16
Lou Fontinato	64	7	6	13	149
John Hanna	70	1	10	11	83
Wally Hergesheimer	22	3	0	3	6

1958-59 (CONT'D)	GP	G	A	PTS	PIM
Jack Bownass	35	1	2	3	20
Earl Ingarfield	35	1	2	3	6
Larry Cahan	16	1	0	1	8
Julian Klymkiw	1	0	0	0	0
Marcel Paille	1	0	0	0	0
Bruce Gamble	3	0	0	0	0
Gump Worsley	66	0	0	0	10
1959-60	**GP**	**G**	**A**	**PTS**	**PIM**
Andy Bathgate	70	26	48	74	28
Dean Prentice	70	32	34	66	43
Andy Hebenton	70	19	27	46	4
Red Sullivan	70	12	25	37	81
Larry Popein	66	14	22	36	16
Bill Gadsby	65	9	22	31	60
Ken Schinkel	69	13	16	29	27
Brian Cullen	64	8	21	29	6
Camille Henry	49	12	15	27	6
Eddie Shack	62	8	10	18	110
Bob Kabel	43	5	11	16	30
Harry Howell	67	7	6	13	58
Lou Fontinato	64	2	11	13	134
Jim Bartlett	44	8	4	12	48
John Hanna	61	4	8	12	87
Jack Bownass	37	2	5	7	34
Art Stratton	18	2	5	7	2
Mel Pearson	23	1	5	6	13
Earl Ingarfield	20	1	2	3	2
Irv Spencer	32	1	2	3	20
Bill Sweeney	4	1	0	1	0
Ian Cushenan	17	0	1	1	22
Dave Balon	4	0	0	0	0
Parker MacDonald	4	0	0	0	0
Noel Price	7	0	0	0	2
Joe Schaefer	1	0	0	0	0
Jack McCartan	4	0	0	0	0
Al Rollins	10	0	0	0	0
Marcel Paille	17	0	0	0	0
Gump Worsley	39	0	0	0	12
1960-61	**GP**	**G**	**A**	**PTS**	**PIM**
Andy Bathgate	70	29	48	77	22
Andy Hebenton	70	26	28	54	10
Camille Henry	53	28	25	53	8
Dean Prentice	56	20	25	45	17
Red Sullivan	70	9	31	40	64
Bill Gadsby	65	9	26	35	49
Earl Ingarfield	66	13	21	34	18
Brian Cullen	42	11	19	30	6
Johnny Wilson NYR	56	14	12	26	24
Total	59	14	13	27	24
Pat Hannigan	53	11	9	20	24
Ted Hampson	69	6	14	20	4
Harry Howell	70	7	10	17	62
Floyd Smith	29	5	9	14	0
John Hanna	46	1	8	9	34
Irv Spencer	56	1	8	9	30
Ken Schinkel	38	2	6	8	18
Don Johns	63	1	7	8	34
Jim Morrison	19	1	6	7	6
Orland Kurtenbach	11	0	6	6	2
Lou Fontinato	53	2	3	5	100
Jean Ratelle	3	2	1	3	0
Len Ronson	13	2	1	3	10
Dave Balon	13	1	2	3	8
Eddie Shack	12	1	2	3	17
Danny Belisle	4	2	0	2	0
Bob Kabel	4	0	2	2	2
Al LeBrun	4	0	2	2	4
Bob Cunningham	3	0	1	1	0
Rod Gilbert	1	0	1	1	2
Larry Popein	4	0	1	1	0
Wayne Hall	4	0	0	0	0
Ron Hutchinson	9	0	0	0	0
Phil Latreille	4	0	0	0	2
Noel Price	1	0	0	0	2
Leon Rochefort	1	0	0	0	0
Joe Schaefer	1	0	0	0	0
Marcel Paille	4	0	0	0	0
Jack McCartan	8	0	0	0	0
Gump Worsley	59	0	0	0	10
1961-62	**GP**	**G**	**A**	**PTS**	**PIM**
Andy Bathgate	70	28	56	84	44
Dean Prentice	68	22	38	60	20
Earl Ingarfield	70	26	31	57	18
Andy Hebenton	70	18	24	42	10
Camille Henry	60	23	15	38	8
Doug Harvey	69	6	24	30	42
Ken Schinkel	65	7	21	28	17
Ted Hampson	68	4	24	28	10

REGULAR SEASON SCORING STATISTICS

1961-62 (CONT'D)		GP	G	A	PTS	PIM
Jean-Guy Gendron		69	14	11	25	71
Albert Langlois		69	7	18	25	90
Pat Hannigan		56	8	14	22	34
Harry Howell		66	6	15	21	89
Dave Balon		30	4	11	15	11
Johnny Wilson		40	11	3	14	14
Jean Ratelle		31	4	8	12	4
Irv Spencer		43	2	10	12	31
Pete Goegan	NYR	7	0	2	2	6
	Total	46	5	7	12	30
Larry Cahan		57	2	7	9	85
Vic Hadfield		44	3	1	4	22
Jack Bownass		4	0	0	0	4
Bob Cunningham		1	0	0	0	0
Rod Gilbert		1	0	0	0	0
Mel Pearson		3	0	0	0	2
Dave Dryden		1	0	0	0	0
Dan Olesevich		1	0	0	0	0
Marcel Paille		10	0	0	0	0
Gump Worsley		60	0	0	0	12

1962-63		GP	G	A	PTS	PIM
Andy Bathgate		70	35	46	81	54
Camille Henry		60	37	23	60	8
Don McKenney	NYR	21	8	16	24	4
	Total	62	22	35	57	6
Earl Ingarfield		69	19	24	43	30
Doug Harvey		68	4	35	39	92
Dean Prentice		49	13	25	38	18
Andy Hebenton		70	15	22	37	8
Rod Gilbert		70	11	20	31	20
Harry Howell		70	5	20	25	55
Dave Balon		70	11	13	24	72
Bronco Horvath		41	7	15	22	34
Jean Ratelle		47	11	9	20	8
Larry Cahan		56	6	14	20	47
Jim Neilson		69	5	11	16	36
Albert Langlois		60	2	14	16	62
Ken Schinkel		69	6	9	15	15
Vic Hadfield		36	5	6	11	32
Leon Rochefort		23	5	4	9	6
Ted Hampson		47	4	2	6	2
Don Johns		6	0	4	4	4
Bryan Hextall Jr.		21	0	2	2	8
Ralph Keller		3	1	0	1	6
Mel Pearson		5	1	0	1	4
Duane Rupp		2	0	0	0	0
Marcel Pelletier		2	0	0	0	0
Marcel Paille		3	0	0	0	0
Gump Worsley		67	0	0	0	14

1963-64		GP	G	A	PTS	PIM
Phil Goyette		67	24	41	65	15
Rod Gilbert		70	24	40	64	62
Andy Bathgate		56	16	43	59	26
Camille Henry		68	29	26	55	8
Harry Howell		70	5	31	36	75
Jim Neilson		69	5	24	29	93
Bob Nevin	NYR	14	5	4	9	9
	Total	63	12	16	28	35
Earl Ingarfield		63	15	11	26	26
Don McKenney		55	9	17	26	6
Vic Hadfield		69	14	11	25	151
Val Fonteyne		69	7	18	25	4
Dick Duff	NYR	14	4	4	8	2
	Total	66	11	14	25	61
Don Marshall		70	11	12	23	8
Ron Ingram	NYR	16	1	3	4	8
	Total	66	4	9	13	58
Larry Cahan		53	4	8	12	80
Don Johns		57	1	9	10	26
Dick Meissner		35	3	5	8	0
Jean Ratelle		15	0	7	7	6
Albert Langlois		44	4	2	6	32
Dave Richardson		34	3	1	4	21
Doug Harvey		14	0	2	2	10
Marc Dufour		10	1	0	1	2
Howie Glover		25	1	0	1	9
Mike McMahon		18	0	1	1	16
Rod Seiling		2	0	1	1	0
Jacques Plante		65	0	1	1	6
Gord Labossiere		15	0	0	0	8
Sandy McGregor		2	0	0	0	0
Ken Schinkel		4	0	0	0	0
Gilles Villemure		5	0	0	0	0

1964-65		GP	G	A	PTS	PIM
Rod Gilbert		70	25	36	61	54
Phil Goyette		52	12	34	46	6
Vic Hadfield		70	18	20	38	102
Camille Henry		48	21	15	36	18

1964-65 (CONT'D)		GP	G	A	PTS	PIM
Don Marshall		69	20	15	35	2
Jean Ratelle		54	14	21	35	14
Doug Robinson	NYR	21	8	14	22	2
	Total	61	10	23	33	10
Bob Nevin		64	16	14	30	28
Earl Ingarfield		69	15	13	28	40
Rod Seiling		68	4	22	26	44
Harry Howell		68	2	20	22	63
Bill Hicke	NYR	40	6	11	17	26
	Total	57	6	12	18	28
Lou Angotti		70	9	8	17	20
Jim Neilson		62	0	13	13	54
Dick Duff		29	3	9	12	20
Arnie Brown		58	1	11	12	145
Wayne Hillman	NYR	22	1	7	8	26
	Total	41	1	8	9	34
John Brenneman	NYR	22	3	3	6	6
	Total	39	4	3	7	8
Larry Cahan		26	0	5	5	32
Jim Mikol		30	1	3	4	6
Val Fonteyne		27	0	1	1	2
Don Johns		22	0	1	1	4
Dave Richardson		7	0	1	1	2
Marcel Paille		39	0	1	1	2
Jacques Plante		33	0	1	1	6
Marc Dufour		2	0	0	0	0
Trevor Fahey		1	0	0	0	0
Sandy Fitzpatrick		4	0	0	0	2
Ron Ingram		3	0	0	0	2
Jim Johnson		1	0	0	0	0
Gord Labossiere		1	0	0	0	0
Mike McMahon		1	0	0	0	0
Dick Meissner		1	0	0	0	0
Mel Pearson		5	0	0	0	4
Bob Plager		10	0	0	0	18
Ulf Sterner		4	0	0	0	0
Billy Taylor		2	0	0	0	0
Ted Taylor		4	0	0	0	4

1965-66		GP	G	A	PTS	PIM
Bob Nevin		69	29	33	62	10
Don Marshall		69	26	28	54	6
Jean Ratelle		67	21	30	51	10
Phil Goyette		60	11	31	42	4
Earl Ingarfield		68	20	16	36	37
Vic Hadfield		69	16	19	35	117
Reggie Fleming	NYR	35	10	14	24	124
	Total	69	14	20	34	166
Harry Howell		70	4	29	33	92
Bill Hicke		49	9	18	27	21
Rod Gilbert		34	10	15	25	20
Jim Neilson		65	4	19	23	84
Doug Robinson		51	8	12	20	8
Wayne Hillman		68	3	17	20	70
Rod Seiling		52	5	10	15	24
Mike McMahon		41	0	12	12	32
John McKenzie		35	6	5	11	36
Garry Peters		63	7	3	10	42
Arnie Brown		64	1	7	8	106
Bob Plager		18	0	5	5	22
Lou Angotti		21	2	2	4	2
Ray Cullen		8	1	3	4	0
Paul Andrea		4	1	1	2	0
Cesare Maniago		28	0	2	2	2
Jim Johnson		5	1	0	1	0
Ted Taylor		4	0	1	1	2
John Brenneman		11	0	0	0	14
Al Hamilton		4	0	0	0	0
Al LeBrun		2	0	0	0	0
Dunc McCallum		2	0	0	0	2
Larry Mickey		7	0	0	0	0
Don Simmons		12	0	0	0	0
Ed Giacomin		36	0	0	0	10

1966-67		GP	G	A	PTS	PIM
Phil Goyette		70	12	49	61	6
Rod Gilbert		64	28	18	46	12
Don Marshall		70	24	22	46	4
Bob Nevin		67	20	24	44	6
Bernie Geoffrion		58	17	25	42	42
Harry Howell		70	12	28	40	54
Orland Kurtenbach		60	11	25	36	58
Earl Ingarfield		67	12	22	34	10
Vic Hadfield		69	13	20	33	80
Reggie Fleming		61	15	16	31	146
Jim Neilson		62	4	11	15	68
Wayne Hillman		67	2	12	14	43
Arnie Brown		69	2	10	12	59
Jean Ratelle		41	6	5	11	4
Ken Schinkel		20	6	3	9	0

REGULAR SEASON SCORING STATISTICS

1966-67 (CONT'D)		GP	G	A	PTS	PIM
Bill Hicke		48	3	4	7	11
Red Berenson		30	0	5	5	2
Al MacNeil		58	0	4	4	44
Rod Seiling		12	1	1	2	6
Jim Johnson		2	0	0	0	0
Larry Mickey		8	0	0	0	2
Bob Plager		1	0	0	0	0
Doug Robinson		1	0	0	0	0
Cesare Maniago		6	0	0	0	0
Ed Giacomin		68	0	0	0	8
1967-68		**GP**	**G**	**A**	**PTS**	**PIM**
Jean Ratelle		74	32	46	78	18
Rod Gilbert		73	29	48	77	12
Phil Goyette		72	25	40	65	10
Bob Nevin		74	28	30	58	20
Don Marshall		70	19	30	49	2
Vic Hadfield		59	20	19	39	45
Orland Kurtenbach		73	15	20	35	82
Jim Neilson		67	6	29	35	60
Harry Howell		74	5	24	29	62
Arnie Brown		74	1	25	26	85
Ron Stewart	NYR	55	7	7	14	19
	Total	74	14	12	26	30
Reggie Fleming		73	17	7	24	132
Bernie Geoffrion		59	5	16	21	11
Camille Henry		36	8	12	20	0
Rod Seiling		71	5	11	16	44
Ron Attwell	NYR	4	0	0	0	2
	Total	22	1	7	8	8
Larry Jeffrey		47	2	4	6	15
Wayne Hillman		62	0	5	5	46
Red Berenson		19	2	1	3	2
Larry Mickey		4	0	2	2	0
Al Hamilton		2	0	0	0	0
Walt Tkaczuk		2	0	0	0	0
Gilles Villemure		4	0	0	0	0
Don Simmons		5	0	0	0	0
Ed Giacomin		66	0	0	0	4
1968-69		**GP**	**G**	**A**	**PTS**	**PIM**
Jean Ratelle		75	32	46	78	26
Rod Gilbert		66	28	49	77	22
Vic Hadfield		73	26	40	66	108
Bob Nevin		71	31	25	56	14
Phil Goyette		67	13	32	45	8
Jim Neilson		76	10	34	44	95
Don Marshall		74	20	19	39	12
Walt Tkaczuk		71	12	24	36	28
Dave Balon		75	10	21	31	57
Ron Stewart		75	18	11	29	20
Brad Park		54	3	23	26	70
Arnie Brown		74	10	12	22	50
Rod Seiling		73	4	17	21	75
Reggie Fleming		72	8	12	20	138
Harry Howell		56	4	7	11	36
Larry Jeffrey		75	1	6	7	12
Dennis Hextall		13	1	4	5	25
Bob Blackburn		11	0	0	0	0
Bill Fairbairn		1	0	0	0	0
Al Hamilton		16	0	0	0	8
Bob Jones		2	0	0	0	0
Orland Kurtenbach		2	0	0	0	2
Wayne Rivers		4	0	0	0	0
Guy Trottier		2	0	0	0	0
Gilles Villemure		4	0	0	0	0
Don Simmons		5	0	0	0	0
Ed Giacomin		70	0	0	0	2
1969-70		**GP**	**G**	**A**	**PTS**	**PIM**
Walt Tkaczuk		76	27	50	77	38
Jean Ratelle		75	32	42	74	28
Dave Balon		76	33	37	70	100
Bill Fairbairn		76	23	33	56	23
Vic Hadfield		71	20	34	54	69
Rod Gilbert		72	16	37	53	22
Bob Nevin		68	18	19	37	8
Brad Park		60	11	26	37	98
Arnie Brown		73	15	21	36	78
Tim Horton	NYR	15	1	5	6	16
	Total	74	4	24	28	107
Ted Irvine	NYR	17	0	3	3	10
	Total	75	11	16	27	38
Rod Seiling		76	5	21	26	68
Ron Stewart		76	14	10	24	14
Don Marshall		57	9	15	24	6
Jim Neilson		62	3	20	23	75
Juha Widing		44	7	7	14	10
Orland Kurtenbach		53	4	10	14	47
Real Lemieux		55	4	6	10	51
Al Hamilton		59	0	5	5	54
Jack Egers		6	3	0	3	2

1969-70 (CONT'D)		GP	G	A	PTS	PIM
Don Luce		12	1	2	3	8
Larry Brown		15	0	3	3	8
Ed Giacomin		70	0	2	2	2
Terry Sawchuk		8	0	1	1	0
Don Blackburn		3	0	0	0	0
Ab DeMarco Jr.		3	0	0	0	0
Mike Robitaille		4	0	0	0	8
1970-71		**GP**	**G**	**A**	**PTS**	**PIM**
Walt Tkaczuk		77	26	49	75	48
Jean Ratelle		78	26	46	72	14
Rod Gilbert		78	30	31	61	65
Dave Balon		78	36	24	60	34
Pete Stemkowski	NYR	68	16	29	45	61
	Total	78	18	31	49	69
Bruce MacGregor	NYR	27	12	13	25	4
	Total	74	18	29	47	22
Bob Nevin		78	21	25	46	10
Vic Hadfield		63	22	22	44	38
Brad Park		68	7	37	44	114
Ted Irvine		76	20	18	38	137
Jim Neilson		77	8	24	32	69
Bill Fairbairn		56	7	23	30	32
Rod Seiling		68	5	22	27	34
Tim Horton		78	2	18	20	57
Dale Rolfe	NYR	14	0	7	7	23
	Total	58	3	16	19	71
Jack Egers		60	7	10	17	50
Arnie Brown		48	3	12	15	24
Glen Sather	NYR	31	2	0	2	52
	Total	77	10	3	13	148
Ron Stewart		76	5	6	11	19
Syl Apps		31	1	2	3	11
Andre Dupont		7	1	2	3	21
Larry Brown		31	1	1	2	10
Mike Robitaille		11	1	1	2	7
Jim Krulicki		27	0	2	2	6
Ab DeMarco Jr.		2	0	1	1	0
Don Luce		9	0	1	1	0
Don Blackburn		1	0	0	0	0
Gilles Villemure		34	0	0	0	0
Ed Giacomin		45	0	0	0	4
1971-72		**GP**	**G**	**A**	**PTS**	**PIM**
Jean Ratelle		63	46	63	109	4
Vic Hadfield		78	50	56	106	142
Rod Gilbert		73	43	54	97	64
Brad Park		75	24	49	73	130
Walt Tkaczuk		76	24	42	66	65
Bill Fairbairn		78	22	37	59	53
Bobby Rousseau		78	21	36	57	12
Rod Seiling		78	5	36	41	62
Bruce MacGregor		75	19	21	40	22
Jim Neilson		78	7	30	37	56
Ted Irvine		78	15	21	36	66
Pete Stemkowski		59	11	17	28	53
Phil Goyette	NYR	8	1	4	5	0
	Total	45	4	25	29	14
Jim Dorey	NYR	1	0	0	0	0
	Total	51	4	19	23	56
Gene Carr	NYR	60	8	8	16	25
	Total	74	11	10	21	34
Dale Rolfe		68	2	14	16	67
Glen Sather		76	5	9	14	77
Gary Doak	NYR	50	1	10	11	54
	Total	55	1	11	12	77
Ab DeMarco Jr.		48	4	7	11	4
Dave Balon		16	4	5	9	2
Pierre Jarry		34	3	3	6	20
Ron Stewart	NYR	13	0	2	2	2
	Total	55	3	3	6	12
Jack Egers		17	2	1	3	14
Ed Giacomin		44	0	3	3	4
Gilles Villemure		37	0	2	2	6
Norm Gratton		3	0	1	1	0
Jim Lorentz		5	0	0	0	0
Mike McMahon		1	0	0	0	0
Tom Williams		3	0	0	0	2
1972-73		**GP**	**G**	**A**	**PTS**	**PIM**
Jean Ratelle		78	41	53	94	12
Rod Gilbert		76	25	59	84	25
Walt Tkaczuk		76	27	39	66	59
Bill Fairbairn		78	30	33	63	23
Vic Hadfield		63	28	34	62	60
Pete Stemkowski		78	22	37	59	71
Steve Vickers		61	30	23	53	37
Brad Park		52	10	43	53	51
Mike Murphy	NYR	15	4	4	8	5
	Total	79	22	31	53	53
Bobby Rousseau		78	8	37	45	14

REGULAR SEASON SCORING STATISTICS

1972-73 (CONT'D)		GP	G	A	PTS	PIM
Rod Seiling		72	9	33	42	36
Dale Rolfe		72	7	25	32	74
Bruce MacGregor		52	14	12	26	12
Glen Sather		77	11	15	26	64
Ted Irvine		53	8	12	20	54
Jim Neilson		52	4	16	20	35
Gene Carr		50	9	10	19	50
Ron Harris	NYR	47	3	10	13	17
	Total	70	5	14	19	25
Ab DeMarco Jr.		51	4	13	17	15
Bert Marshall	NYR	8	0	0	0	14
	Total	63	2	6	8	85
Ed Giacomin		43	0	2	2	6
Randy Legge		12	0	2	2	2
Jerry Butler		8	1	0	1	4
Bill Heindl		4	1	0	1	0
Larry Sacharuk		8	1	0	1	0
Curt Bennett		16	0	1	1	11
Sheldon Kannegiesser	NYR	3	0	1	1	4
	Total	6	0	1	1	4
Ron Stewart		11	0	1	1	0
Tom Williams		8	0	1	1	0
Peter McDuffe		1	0	0	0	0
Gilles Villemure		34	0	0	0	2

1973-74		GP	G	A	PTS	PIM
Brad Park		78	25	57	82	148
Rod Gilbert		75	36	41	77	20
Pete Stemkowski		78	25	45	70	74
Jean Ratelle		68	28	39	67	16
Walt Tkaczuk		71	21	42	63	58
Bill Fairbairn		78	18	44	62	12
Steve Vickers		75	34	24	58	18
Vic Hadfield		77	27	28	55	75
Bobby Rousseau		72	10	41	51	4
Ted Irvine		75	26	20	46	105
Bruce MacGregor		66	17	27	44	6
Gilles Marotte	NYR	46	2	17	19	28
	Total	68	3	28	31	51
Rod Seiling		68	7	23	30	32
Jerry Butler		26	6	10	16	24
Dale Rolfe		48	3	12	15	56
Ron Harris		63	2	12	14	25
Jim Neilson		72	4	7	11	38
Larry Sacharuk		23	2	4	6	4
Gene Carr		29	1	5	6	15
Jack Egers	NYR	28	1	3	4	6
	Total	34	1	4	5	12
Sheldon Kannegiesser		12	1	3	4	6
Mike Murphy		16	2	1	3	0
Tom Williams		14	1	2	3	4
Bert Wilson		5	1	1	2	2
Ed Giacomin		56	0	1	1	4
Real Lemieux		8	0	0	0	0
Glen Sather		2	0	0	0	0
Peter McDuffe		6	0	0	0	0
Gilles Villemure		21	0	0	0	0

1974-75		GP	G	A	PTS	PIM
Rod Gilbert		76	36	61	97	22
Jean Ratelle		79	36	55	91	26
Steve Vickers		80	41	48	89	64
Bill Fairbairn		80	24	37	61	10
Pete Stemkowski		77	24	35	59	63
Brad Park		65	13	44	57	104
Derek Sanderson		75	25	25	50	106
Ron Greschner		70	8	37	45	93
Greg Polis		76	26	15	41	55
Rick Middleton		47	22	18	40	19
Walt Tkaczuk		62	11	25	36	34
Gilles Marotte		77	4	32	36	69
Ted Irvine		79	17	17	34	66
Jerry Butler		78	17	16	33	102
Nick Beverley		67	3	15	18	19
John Bednarski		35	1	10	11	37
Dale Rolfe		42	1	8	9	30
Ron Harris		34	1	7	8	22
Bert Wilson		61	5	1	6	66
Bobby Rousseau		8	2	2	4	0
Bob MacMillan		22	1	2	3	4
Dave Maloney		4	0	2	2	0
Joe Zanussi		8	0	2	2	4
Jerry Holland		1	1	0	1	0
Hartland Monahan		6	0	1	1	4
Rod Seiling		4	0	1	1	0
Curt Ridley		2	0	0	0	0
Dunc Wilson	NYR	3	0	0	0	0
	Total	28	0	0	0	6
Ed Giacomin		37	0	0	0	20
Gilles Villemure		45	0	0	0	2

1975-76		GP	G	A	PTS	PIM
Rod Gilbert		70	36	50	86	32

1975-76 (CONT'D)		GP	G	A	PTS	PIM
Steve Vickers		80	30	53	83	40
Phil Esposito	NYR	62	29	38	67	28
	Total	74	35	48	83	36
Carol Vadnais	NYR	64	20	30	50	104
	Total	76	22	35	57	121
Rick Middleton		77	24	26	50	14
Wayne Dillon		79	21	24	45	10
Pete Stemkowski		75	13	28	41	49
Greg Polis		79	15	21	36	77
Pat Hickey		70	14	22	36	36
Walt Tkaczuk		78	8	28	36	56
Bill Fairbairn		80	13	15	28	8
Ron Greschner		77	6	21	27	93
Gilles Marotte		57	4	17	21	34
Jean Ratelle		13	5	10	15	2
Larry Sacharuk		42	6	7	13	14
Jerry Holland		36	7	4	11	6
John Bednarski		59	1	8	9	77
Nick Beverley		63	1	8	9	46
Bill Collins		50	4	4	8	38
Brad Park		13	2	4	6	23
Dave Maloney		21	1	3	4	66
Doug Jarrett		45	0	4	4	19
Eddie Johnstone		10	2	1	3	4
John Davidson		56	0	2	2	8
Ron Harris		3	0	1	1	0
Doug Soetaert		8	0	1	1	0
Greg Holst		2	0	0	0	0
Dale Lewis		8	0	0	0	0
Derek Sanderson		8	0	0	0	4
Ed Giacomin		4	0	0	0	0
Dunc Wilson		20	0	0	0	11

1976-77		GP	G	A	PTS	PIM
Phil Esposito		80	34	46	80	52
Rod Gilbert		77	27	48	75	50
Ken Hodge		78	21	41	62	43
Don Murdoch		59	32	24	56	47
Steve Vickers		75	22	31	53	26
Walt Tkaczuk		80	12	38	50	38
Carol Vadnais		74	11	37	48	131
Ron Greschner		80	11	36	47	89
Wayne Dillon		78	17	29	46	33
Mike McEwen		80	14	29	43	38
Pat Hickey		80	23	17	40	35
Greg Polis		77	16	23	39	44
Bill Goldsworthy	NYR	61	10	12	22	43
	Total	77	12	15	27	49
Dave Maloney		66	3	18	21	100
Dave Farrish		80	2	17	19	102
Dan Newman		41	9	8	17	37
Pete Stemkowski		61	2	13	15	8
Nick Fotiu		70	4	8	12	174
Bill Fairbairn		9	1	2	3	0
Mark Heaslip		19	1	0	1	31
John Bednarski		5	0	0	0	0
Nick Beverley		9	0	0	0	2
Greg Holst		5	0	0	0	0
Larry Huras		2	0	0	0	0
Doug Jarrett		9	0	0	0	4
Larry Sacharuk		2	0	0	0	0
Dave Tataryn		2	0	0	0	0
Doug Soetaert		12	0	0	0	0
John Davidson		39	0	0	0	6
Gilles Gratton		41	0	0	0	13

1977-78		GP	G	A	PTS	PIM
Phil Esposito		78	38	43	81	53
Pat Hickey		80	40	33	73	47
Ron Greschner		78	24	48	72	100
Walt Tkaczuk		80	26	40	66	30
Steve Vickers		79	19	44	63	30
Don Murdoch		66	27	28	55	41
Carol Vadnais		80	6	40	46	115
Ron Duguay		71	20	20	40	43
Lucien DeBlois		71	22	8	30	27
Eddie Johnstone		53	13	13	26	44
Greg Polis		37	7	16	23	12
Dave Maloney		56	2	19	21	63
Wayne Dillon		59	5	13	18	15
Mike McEwen		57	5	13	18	52
Dan Newman		59	5	13	18	22
Mark Heaslip		29	5	10	15	34
Don Awrey		78	2	8	10	38
Nick Fotiu		59	2	7	9	105
Rod Gilbert		19	2	7	9	6
Dave Farrish		66	3	5	8	62
Ken Hodge		18	2	4	6	8
Dallas Smith		29	1	4	5	23
Jerry Byers		7	2	1	3	0

REGULAR SEASON SCORING STATISTICS

1977-78 (CONT'D)		GP	G	A	PTS	PIM
Mario Marois		8	1	1	2	15
Bill Goldsworthy		7	0	1	1	12
Wayne Thomas		41	0	1	1	9
Benoit Gosselin		7	0	0	0	33
Greg Hickey		1	0	0	0	0
Greg Holst		4	0	0	0	0
Mike Keating		1	0	0	0	0
Bud Stefanski		1	0	0	0	0
Hardy Astrom		4	0	0	0	0
Doug Soetaert		6	0	0	0	0
John Davidson		34	0	0	0	10
1978-79		**GP**	**G**	**A**	**PTS**	**PIM**
Phil Esposito		80	42	36	78	37
Anders Hedberg		80	33	45	78	33
Pat Hickey		80	34	41	75	56
Ulf Nilsson		59	27	39	66	21
Ron Duguay		79	27	36	63	35
Mike McEwen		80	20	38	58	35
Ron Greschner		60	17	36	53	66
Steve Vickers		66	13	34	47	24
Carol Vadnais		77	8	37	45	86
Walt Tkaczuk		77	15	27	42	38
Don Murdoch		40	15	22	37	6
Pierre Plante		70	6	25	31	37
Mario Marois		71	5	26	31	153
Dean Talafous		68	13	16	29	29
Lucien DeBlois		62	11	17	28	26
Dave Maloney		76	11	17	28	151
Don Maloney		28	9	17	26	39
Dave Farrish		71	1	19	20	61
Eddie Johnstone		30	5	3	8	27
Nick Fotiu		71	3	5	8	190
Greg Polis		6	1	1	2	8
Dan Clark		4	0	1	1	6
Mike Korney		18	0	1	1	18
Frank Beaton		2	0	0	0	0
Tim Bothwell		1	0	0	0	2
Andre Dore		2	0	0	0	0
Mike McDougal		1	0	0	0	0
Dean Turner		1	0	0	0	0
Doug Soetaert		17	0	0	0	4
Wayne Thomas		31	0	0	0	0
John Davidson		39	0	0	0	12
1979-80		**GP**	**G**	**A**	**PTS**	**PIM**
Phil Esposito		80	34	44	78	73
Don Maloney		79	25	48	73	97
Anders Hedberg		80	32	39	71	21
Barry Beck	NYR	61	14	45	59	98
	Total	71	15	50	65	106
Steve Vickers		75	29	33	62	38
Ron Greschner		76	21	37	58	103
Ulf Nilsson		50	14	44	58	20
Ron Duguay		73	28	22	50	37
Don Murdoch		56	23	19	42	16
Dave Maloney		77	12	25	37	186
Walt Tkaczuk		76	12	25	37	36
Eddie Johnstone		78	14	21	35	60
Mario Marois		79	8	23	31	142
Dean Talafous		55	10	20	30	26
Carol Vadnais		66	3	20	23	118
Cam Connor	NYR	12	0	3	3	37
	Total	50	7	16	23	173
Warren Miller		55	7	6	13	17
Claude Larose		25	4	7	11	2
Doug Sulliman		31	4	7	11	2
Tim Bothwell		45	4	6	10	20
Mike McEwen		9	1	7	8	8
Jocelyn Guevremont		20	2	5	7	6
Pat Conacher		17	0	5	5	4
Lucien DeBlois		6	3	1	4	7
Pat Hickey		7	2	2	4	10
Frank Beaton		23	1	1	2	43
Ray Markham		14	1	1	2	21
John Davidson		41	0	2	2	2
Ed Hospodar		20	0	1	1	76
Andre Dore		2	0	0	0	0
Bill Lochead		7	0	0	0	4
Jim Mayer		4	0	0	0	0
Dave Silk		2	0	0	0	0
Doug Soetaert		8	0	0	0	0
Wayne Thomas		12	0	0	0	0
Steve Baker		27	0	0	0	2
1980-81		**GP**	**G**	**A**	**PTS**	**PIM**
Anders Hedberg		80	30	40	70	52
Eddie Johnstone		80	30	38	68	100
Ron Greschner		74	27	41	68	112
Mike Allison		75	26	38	64	83
Steve Vickers		73	19	39	58	40

1980-81 (CONT'D)		GP	G	A	PTS	PIM
Don Maloney		61	29	23	52	99
Dave Maloney		79	11	36	47	132
Ulf Nilsson		51	14	25	39	42
Ron Duguay		50	17	21	38	83
Barry Beck		75	11	23	34	231
Dean Talafous		50	13	17	30	28
Tom Laidlaw		80	6	23	29	100
Walt Tkaczuk		43	6	22	28	28
Dave Silk		59	14	12	26	58
Jere Gillis	NYR	35	10	10	20	4
	Total	46	10	14	24	8
Lance Nethery		33	11	12	23	12
Carol Vadnais		74	3	20	23	91
Phil Esposito		41	7	13	20	20
Ed Hospodar		61	5	14	19	214
Nick Fotiu	NYR	27	5	6	11	91
	Total	69	9	9	18	170
Chris Kotsopoulos		54	4	12	16	153
Peter Wallin		12	1	5	6	2
Doug Sulliman		32	4	1	5	32
Dan McCarthy		5	4	0	4	4
Gary Burns		11	2	2	4	18
Cam Connor		15	1	3	4	44
Andre Dore		15	1	3	4	15
Mario Marois		8	1	2	3	46
Wayne Thomas		10	0	2	2	2
Jeff Bandura		2	0	1	1	0
Tim Bothwell		3	0	1	1	0
John Davidson		10	0	1	1	2
Mike McDougal		2	0	0	0	0
Steve Weeks		1	0	0	0	0
Steve Baker		21	0	0	0	5
Doug Soetaert		39	0	0	0	2
1981-82		**GP**	**G**	**A**	**PTS**	**PIM**
Mike Rogers		80	38	65	103	43
Ron Duguay		72	40	36	76	82
Mark Pavelich		79	33	43	76	67
Eddie Johnstone		68	30	28	58	57
Don Maloney		54	22	36	58	73
Reijo Ruotsalainen		78	18	38	56	27
Dave Maloney		64	13	36	49	105
Robbie Ftorek	NYR	30	8	24	32	24
	Total	49	9	32	41	28
Barry Beck		60	9	29	38	111
Dave Silk		64	15	20	35	39
Mikko Leinonen		53	11	20	31	18
Pat Hickey		53	15	14	29	32
Mike Allison		48	7	15	22	74
Tom Laidlaw		79	3	18	21	104
Steve Vickers		34	9	11	20	13
Andre Dore		56	4	16	20	64
Nick Fotiu		70	8	10	18	151
Rob McClanahan	NYR	22	5	9	14	10
	Total	39	5	12	17	21
Ron Greschner		29	5	11	16	16
Dean Talafous		29	6	7	13	8
Jere Gillis		26	3	9	12	16
Carol Vadnais		50	5	6	11	45
Ed Hospodar		41	3	8	11	152
Peter Wallin		40	2	9	11	12
Tom Younghans	NYR	47	3	5	8	17
	Total	50	4	5	9	17
Tim Bothwell		13	0	3	3	10
Steve Weeks		49	0	3	3	0
Mark Morrison		9	1	1	2	0
Mike Backman		3	0	2	2	4
Anders Hedberg		4	0	1	1	0
Lance Nethery		5	0	0	0	0
John Davidson		1	0	0	0	2
John Vanbiesbrouck		1	0	0	0	0
Steve Baker		6	0	0	0	0
Eddie Mio		25	0	0	0	4
1982-83		**GP**	**G**	**A**	**PTS**	**PIM**
Mike Rogers		71	29	47	76	28
Mark Pavelich		78	37	38	75	52
Don Maloney		78	29	40	69	88
Reijo Ruotsalainen		77	16	53	69	22
Anders Hedberg		78	25	34	59	12
Mikko Leinonen		78	17	34	51	23
Dave Maloney		78	8	42	50	132
Rob McClanahan		78	22	26	48	46
Ron Duguay		72	19	25	44	58
Eddie Johnstone		52	15	21	36	27
Barry Beck		66	12	22	34	112
Robbie Ftorek		61	12	19	31	41
Vaclav Nedomansky	NYR	35	12	8	20	0
	Total	57	14	17	31	2
Kent-Erik Andersson		71	8	20	28	14

REGULAR SEASON SCORING STATISTICS

1982-83 (CONT'D)		GP	G	A	PTS	PIM
Nick Fotiu		72	8	13	21	90
Mike Allison		39	11	9	20	37
Bill Baker		70	4	14	18	64
Chris Kontos		44	8	7	15	33
Andre Dore		39	3	12	15	39
Rick Chartraw	NYR	26	2	2	4	37
	Total	57	5	7	12	68
Scot Kleinendorst		30	2	9	11	8
Tom Laidlaw		80	0	10	10	75
Ron Greschner		10	3	5	8	0
Ulf Nilsson		10	2	4	6	2
Mike Backman		7	1	3	4	6
Eddie Mio		41	0	3	3	8
Dave Silk		16	1	1	2	15
Steve Weeks		18	0	2	2	0
Pat Conacher		5	0	1	1	4
Cam Connor		1	0	0	0	0
Graeme Nicolson		10	0	0	0	9
John Davidson		2	0	0	0	0
Steve Baker		3	0	0	0	0
Glen Hanlon	NYR	21	0	0	0	2
	Total	35	0	0	0	2

1983-84		GP	G	A	PTS	PIM
Mark Pavelich		77	29	53	82	96
Pierre Larouche		77	48	33	81	22
Anders Hedberg		79	32	35	67	16
Don Maloney		79	24	42	66	62
Mike Rogers		78	23	38	61	45
Reijo Ruotsalainen		74	20	39	59	26
Ron Greschner		77	12	44	56	117
Mark Osborne		73	23	28	51	88
Peter Sundstrom		77	22	22	44	24
Blaine Stoughton	NYR	14	5	2	7	4
	Total	68	28	16	44	8
Barry Beck		72	9	27	36	134
Dave Maloney		68	7	26	33	168
Jan Erixon		75	5	25	30	16
Mikko Leinonen		28	3	23	26	28
Willie Huber		42	9	14	23	60
Mike Allison		45	8	12	20	64
Kent-Erik Andersson		63	5	15	20	8
Tom Laidlaw		79	3	15	18	62
Rob McClanahan		41	6	8	14	21
Nick Fotiu		40	7	6	13	115
Mike Blaisdell		36	5	6	11	31
James Patrick		12	1	7	8	2
Steve Richmond		26	2	5	7	110
Robbie Ftorek		31	3	2	5	22
Larry Patey	NYR	9	1	2	3	4
	Total	26	1	3	4	12
Bob Brooke		9	1	2	3	4
George McPhee		9	1	1	2	11
Glen Hanlon		50	0	2	2	30
Scot Kleinendorst		23	0	2	2	35
Mike Backman		8	0	1	1	8
Chris Kontos		6	0	1	1	8
Dave Barr		6	0	0	0	2
Rick Chartraw		4	0	0	0	4
Mark Morrison		1	0	0	0	0
John Vanbiesbrouck		3	0	0	0	2
Ron Scott		9	0	0	0	0
Steve Weeks		26	0	0	0	4

1984-85		GP	G	A	PTS	PIM
Reijo Ruotsalainen		80	28	45	73	32
Mike Rogers		78	26	38	64	24
Pierre Larouche		65	24	36	60	8
Tomas Sandstrom		74	29	29	58	51
Anders Hedberg		64	20	31	51	10
Ron Greschner		48	16	29	45	42
Mark Pavelich		48	14	31	45	29
Peter Sundstrom		76	18	25	43	34
James Patrick		75	8	28	36	71
Steve Patrick	NYR	43	11	18	29	63
	Total	57	13	20	33	67
Jan Erixon		66	7	22	29	33
George McPhee		49	12	15	27	139
Don Maloney		37	11	16	27	32
Barry Beck		56	7	19	26	65
Mike Allison		31	9	15	24	17
Grant Ledyard		42	8	12	20	53
Robbie Ftorek		48	9	10	19	35
Bob Brooke		72	7	9	16	79
Willie Huber		49	3	11	14	55
Dave Gagner		38	6	6	12	16
Chris Kontos		28	4	8	12	24
Tom Laidlaw		61	1	11	12	52

1984-85 (CONT'D)		GP	G	A	PTS	PIM
Jim Wiemer	NYR	22	4	3	7	30
	Total	32	7	5	12	34
Nick Fotiu		46	4	7	11	54
Mark Osborne		23	4	4	8	33
Andre Dore		25	0	7	7	35
Randy Heath		12	2	3	5	15
Steve Richmond		34	0	5	5	90
John Vanbiesbrouck		42	0	5	5	17
Dave Maloney		16	2	1	3	10
Kelly Miller		5	0	2	2	2
Mike Blaisdell		12	1	0	1	11
Larry Patey		7	0	1	1	12
Simo Saarinen		8	0	0	0	8
Glen Hanlon		44	0	0	0	4

1985-86		GP	G	A	PTS	PIM
Mike Ridley		80	22	43	65	69
Reijo Ruotsalainen		80	17	42	59	47
Tomas Sandstrom		73	25	29	54	109
Ron Greschner		78	20	28	48	104
Brian MacLellan	NYR	51	11	21	32	47
	Total	78	16	29	45	66
Bob Brooke		79	24	20	44	111
James Patrick		75	14	29	43	88
Mark Pavelich		59	20	20	40	82
Mark Osborne		62	16	24	40	80
Raimo Helminen		66	10	30	40	10
Bob Crawford	NYR	11	1	2	3	10
	Total	68	15	22	37	26
Kelly Miller		74	13	20	33	52
Don Maloney		68	11	17	28	56
Pierre Larouche		28	20	7	27	4
Wilf Paiement	NYR	8	1	6	7	13
	Total	52	8	18	26	158
Peter Sundstrom		53	8	15	23	12
Jan Erixon		31	2	17	19	4
Tom Laidlaw		68	6	12	18	103
Willie Huber		70	7	8	15	85
Mike Allison		28	2	13	15	22
Larry Melnyk	NYR	46	1	8	9	65
	Total	52	3	11	14	76
Barry Beck		25	4	8	12	24
Grant Ledyard		27	2	9	11	20
Dave Gagner		32	4	6	10	19
George McPhee		30	4	4	8	63
Steve Patrick		28	4	3	7	37
Mike McEwen		16	2	5	7	8
Rob Whistle		32	4	2	6	10
Chris Jensen		9	1	3	4	0
Mike Rogers		9	1	3	4	2
Jim Wiemer		7	3	0	3	2
John Vanbiesbrouck		61	0	3	3	16
Steve Richmond		17	0	2	2	63
Randy Heath		1	0	1	1	0
Glen Hanlon		23	0	1	1	4
Tony Feltrin		10	0	0	0	21
Kjell Samuelsson		9	0	0	0	10
Terry Kleisinger		4	0	0	0	2
Ron Scott		4	0	0	0	0

1986-87		GP	G	A	PTS	PIM
Walt Poddubny		75	40	47	87	49
Marcel Dionne	NYR	14	4	6	10	6
	Total	81	28	56	84	60
Tomas Sandstrom		64	40	34	74	60
Kelly Kisio		70	24	40	64	73
Pierre Larouche		73	28	35	63	12
Don Maloney		72	19	38	57	117
James Patrick		78	10	45	55	62
Tony McKegney	NYR	64	29	17	46	56
	Total	75	31	20	51	72
Ron Greschner		60	6	34	40	62
Ron Duguay	NYR	34	9	12	21	9
	Total	74	14	25	39	39
Mike Ridley		38	16	20	36	20
Mark Osborne		58	17	15	32	101
Willie Huber		66	8	22	30	68
Jan Erixon		68	8	18	26	24
Curt Giles	NYR	61	2	17	19	50
	Total	72	2	20	22	54
Jeff Jackson	NYR	9	5	1	6	15
	Total	64	13	8	21	79
Kelly Miller		38	6	14	20	22
Larry Melnyk		73	3	12	15	182
Terry Carkner		52	2	13	15	118
Chris Jensen		36	6	7	13	21
Lucien DeBlois		40	3	8	11	27
Tom Laidlaw		63	1	10	11	65
Bobby Carpenter		28	2	8	10	20
George McPhee		21	4	4	8	34

REGULAR SEASON SCORING STATISTICS

1986-87 (CONT'D)		GP	G	A	PTS	PIM
Bob Brooke		15	3	5	8	20
Kjell Samuelsson		30	2	6	8	50
Pat Price	NYR	13	0	2	2	49
	Total	60	0	8	8	130
Raimo Helminen		21	2	4	6	2
Stu Kulak	NYR	3	0	0	0	0
	Total	54	4	2	6	78
Dave Gagner		10	1	4	5	12
Lane Lambert		18	2	2	4	33
Brad Maxwell		9	0	4	4	6
Jay Caufield		13	2	1	3	45
Mike Donnelly		5	1	1	2	0
Bob Froese	NYR	28	0	2	2	56
	Total	31	0	2	2	56
Don Jackson		22	1	0	1	91
Gord Walker		1	1	0	1	4
Jim Leavins		4	0	1	1	4
Norm Maciver		4	0	1	1	0
John Vanbiesbrouck		50	0	1	1	18
Mike Siltala		1	0	0	0	0
Paul Fenton		8	0	0	0	2
Ron Talakoski		3	0	0	0	21
Bob Crawford		3	0	0	0	2
Ron Scott		1	0	0	0	0
Doug Soetaert		13	0	0	0	14

1987-88		GP	G	A	PTS	PIM
Walt Poddubny		77	38	50	88	76
Kelly Kisio		77	23	55	78	88
Tomas Sandstrom		69	28	40	68	95
Marcel Dionne		67	31	34	65	54
James Patrick		70	17	45	62	52
Brian Mullen		74	25	29	54	42
John Ogrodnick		64	22	32	54	16
Ulf Dahlen		70	29	23	52	26
Michel Petit	NYR	64	9	24	33	223
	Total	74	9	27	36	258
Don Maloney		66	12	21	33	60
David Shaw		68	7	25	32	100
Mark Hardy	NYR	19	2	2	4	31
	Total	80	8	24	32	130
Lucien DeBlois		74	9	21	30	103
Jan Erixon		70	7	19	26	33
Norm Maciver		37	9	15	24	14
Chris Nilan	NYR	22	3	5	8	96
	Total	72	10	10	20	305
Paul Cyr	NYR	40	4	13	17	41
	Total	60	5	14	19	79
Jari Gronstrand		62	3	11	14	63
Brian Leetch		17	2	12	14	0
Pierre Larouche		10	3	9	12	13
Ron Duguay		48	4	4	8	23
Joe Paterson	NYR	21	1	3	4	63
	Total	53	2	6	8	178
Ron Greschner		51	1	5	6	82
Gord Walker		18	1	4	5	17
John Vanbiesbrouck		56	0	5	5	46
Mike Donnelly		17	2	2	4	8
Willie Huber		11	1	3	4	14
Dave Pichette		6	1	3	4	4
Bruce Bell		13	1	2	3	8
Mark Tinordi		24	1	2	3	50
Jeff Brubaker		31	2	0	2	78
Steve Nemeth		12	2	0	2	2
Paul Boutilier		4	0	1	1	6
Chris Jensen		7	0	1	1	2
Larry Melnyk		14	0	1	1	34
Jim Pavese		14	0	1	1	48
Ron Talakoski		6	0	1	1	12
Simon Wheeldon		5	0	1	1	4
Bob Froese		25	0	1	1	6
Curt Giles		13	0	0	0	10
Mark Janssens		1	0	0	0	0
Rudy Poeschek		1	0	0	0	2
Mike Siltala		3	0	0	0	0
Ron Scott		2	0	0	0	0

1988-89		GP	G	A	PTS	PIM
Tomas Sandstrom		79	32	56	88	148
Carey Wilson	NYR	41	21	34	55	45
	Total	75	32	45	77	59
Brian Leetch		68	23	48	71	50
Brian Mullen		78	29	35	64	60
Tony Granato		78	36	27	63	140
Kelly Kisio		70	26	36	62	91
James Patrick		68	11	36	47	41
Guy Lafleur		67	18	27	45	12
Ulf Dahlen		56	24	19	43	50
John Ogrodnick		60	13	29	42	14

1988-89 (CONT'D)		GP	G	A	PTS	PIM
Lucien DeBlois		73	9	24	33	107
Michel Petit		69	8	25	33	154
Jason Lafreniere		38	8	16	24	6
Marcel Dionne		37	7	16	23	20
Lindy Ruff	NYR	13	0	5	5	31
	Total	76	6	16	22	117
Mark Hardy	NYR	45	2	12	14	45
	Total	60	4	16	20	71
Brian Lawton		30	7	10	17	39
David Shaw		63	6	11	17	88
Jan Erixon		44	4	11	15	27
Chris Nilan		38	7	7	14	177
Dean Kennedy		16	0	1	1	40
Don Maloney		31	4	9	13	16
Ron Greschner		58	1	10	11	94
Darren Turcotte		20	7	3	10	4
Norm Maciver		26	0	10	10	14
Kevin Miller		24	3	5	8	2
Igor Liba		10	2	5	7	15
Normand Rochefort		11	1	5	6	18
Rudy Poeschek		52	0	2	2	199
John Vanbiesbrouck		56	0	2	2	30
Doug Wickenheiser		1	1	0	1	0
Miloslav Horava		6	0	1	1	0
Joe Paterson		20	0	1	1	84
Simon Wheeldon		6	0	1	1	2
Bob Froese		30	0	1	1	6
Jeff Bloemberg		9	0	0	0	0
Stephane Brochu		1	0	0	0	0
Paul Cyr		1	0	0	0	2
Ken Hammond		3	0	0	0	0
Mark Janssens		5	0	0	0	0
James Latos		1	0	0	0	0
Peter Laviolette		12	0	0	0	6
Jay More		1	0	0	0	0

1989-90		GP	G	A	PTS	PIM
Bernie Nicholls	NYR	32	12	25	37	20
	Total	79	39	73	112	86
Mike Gartner	NYR	12	11	5	16	6
	Total	79	45	41	86	38
John Ogrodnick		80	43	31	74	44
Brian Mullen		76	27	41	68	42
Darren Turcotte		76	32	34	66	32
Kelly Kisio		68	22	44	66	105
James Patrick		73	14	43	57	50
Brian Leetch		72	11	45	56	26
Tomas Sandstrom		48	19	19	38	100
Ulf Dahlen		63	18	18	36	30
Troy Mallette		79	13	16	29	305
Carey Wilson		41	9	17	26	57
Tony Granato		37	7	18	25	77
Mark Hardy		54	0	15	15	94
Miloslav Horava		45	4	10	14	26
Kris King		68	6	7	13	286
Mark Janssens		80	5	8	13	161
Jan Erixon		58	4	9	13	8
Randy Moller		60	1	12	13	139
David Shaw		22	2	10	12	22
Dave Archibald	NYR	19	2	3	5	6
	Total	31	3	8	11	12
Ron Greschner		55	1	9	10	53
Lindy Ruff		56	3	6	9	80
Paul Broten		32	5	3	8	26
Jeff Bloemberg		28	3	3	6	25
Kevin Miller		16	0	5	5	2
Normand Rochefort		31	3	1	4	24
Chris Nilan		25	1	2	3	59
Mike Richter		23	0	3	3	0
John Vanbiesbrouck		47	0	2	2	24
Rick Bennett		6	1	0	1	5
Todd Charlesworth		7	0	0	0	6
Corey Millen		4	0	0	0	2
Rudy Poeschek		15	0	0	0	55
Bob Froese		15	0	0	0	0

1990-91	GP	G	A	PTS	PIM
Brian Leetch	80	16	72	88	42
Bernie Nicholls	71	25	48	73	96
Mike Gartner	79	49	20	69	53
Darren Turcotte	74	26	41	67	37
Brian Mullen	79	19	43	62	44
James Patrick	74	10	49	59	58
John Ogrodnick	79	31	23	54	10
Ray Sheppard	59	24	23	47	21
Kevin Miller	63	17	27	44	63
Kelly Kisio	51	15	20	35	58
Kris King	72	11	14	25	154

REGULAR SEASON SCORING STATISTICS

1990-91 (CONT'D)		GP	G	A	PTS	PIM
Jan Erixon		53	7	18	25	8
Randy Moller		61	4	19	23	161
Troy Mallette		71	12	10	22	252
Mark Janssens		67	9	7	16	172
Jody Hull		47	5	8	13	10
Joe Cirella	NYR	19	1	0	1	52
	Total	58	3	10	13	111
David Shaw		77	2	10	12	89
Paul Broten		28	4	6	10	18
Normand Rochefort		44	3	7	10	35
Joe Kocur	NYR	5	0	0	0	36
	Total	57	5	4	9	289
Miloslav Horava		29	1	6	7	12
Mark Hardy		70	1	5	6	89
Corey Millen		4	3	1	4	0
John Vanbiesbrouck		40	0	3	3	18
Steven Rice		11	1	1	2	4
Jeff Bloemberg		3	0	2	2	0
Tie Domi		28	1	0	1	185
Lindy Ruff		14	0	1	1	27
Mike Richter		45	0	1	1	4
Rick Bennett		6	0	0	0	6
Brian McReynolds		1	0	0	0	0
Dennis Vial		21	0	0	0	61

1991-92		GP	G	A	PTS	PIM
Mark Messier		79	35	72	107	76
Brian Leetch		80	22	80	102	26
Mike Gartner		76	40	41	81	55
James Patrick		80	14	57	71	54
Tony Amonte		79	35	34	69	55
Adam Graves		80	26	33	59	139
Sergei Nemchinov		73	30	28	58	15
Darren Turcotte		71	30	23	53	57
John Ogrodnick		55	17	13	30	22
Doug Weight		53	8	22	30	23
Paul Broten		74	13	15	28	102
Randy Gilhen	NYR	40	7	7	14	14
	Total	73	10	13	23	28
Kris King		79	10	9	19	224
Per Djoos		50	1	18	19	40
Tim Kerr		32	7	11	18	12
Jan Erixon		46	8	9	17	4
Jeff Beukeboom	NYR	56	1	10	11	122
	Total	74	1	15	16	200
Joe Cirella		67	3	12	15	121
Joe Kocur		51	7	4	11	121
Jay Wells	NYR	11	0	0	0	24
	Total	52	2	9	11	181
Randy Moller		43	2	7	9	78
Mark Hardy		52	1	8	9	65
Tie Domi		42	2	4	6	246
Corey Millen		11	1	4	5	10
Rob Zamuner		9	1	2	3	2
John Vanbiesbrouck		45	0	3	3	23
Normand Rochefort		26	0	2	2	31
Rick Bennett		3	0	1	1	2
Jeff Bloemberg		3	0	1	1	0
David Shaw		10	0	1	1	15
Peter Fiorentino		1	0	0	0	0
Jody Hull		3	0	0	0	2
Mark Janssens		4	0	0	0	5
Bernie Nicholls		1	0	0	0	0
Mike Richter		41	0	0	0	6

1992-93		GP	G	A	PTS	PIM
Mark Messier		75	25	66	91	72
Tony Amonte		83	33	43	76	49
Mike Gartner		84	45	23	68	59
Adam Graves		84	36	29	65	148
Sergei Nemchinov		81	23	31	54	34
Darren Turcotte		71	25	28	53	40
Ed Olczyk	NYR	46	13	16	29	26
	Total	71	21	28	49	52
Doug Weight		65	15	25	40	55
Esa Tikkanen	NYR	15	2	5	7	18
	Total	81	16	24	40	94
Alexei Kovalev		65	20	18	38	79
Brian Leetch		36	6	30	36	26
Sergei Zubov		49	8	23	31	4
James Patrick		60	5	21	26	61
Phil Bourque		55	6	14	20	39
Jeff Beukeboom		82	2	17	19	153
Jan Erixon		45	5	11	16	10
Peter Andersson		31	4	11	15	18
Kevin Lowe		49	3	12	15	58
Paul Broten		60	5	9	14	48
Steven King		24	7	5	12	16
Mark Hardy		44	1	10	11	85
Jay Wells		53	1	9	10	107
Joe Cirella		55	3	6	9	85

1992-93 (CONT'D)		GP	G	A	PTS	PIM
Joe Kocur		65	3	6	9	131
Mike Hurlbut		23	1	8	9	16
John McIntyre	NYR	11	1	0	1	4
	Total	60	3	5	8	84
Mike Hartman	NYR	3	0	0	0	6
	Total	61	4	4	8	160
Randy Gilhen		33	3	2	5	8
Mike Richter		38	0	5	5	2
Kris King		30	0	3	3	67
Tie Domi		12	2	0	2	95
Per Djoos		6	1	1	2	2
Craig Duncanson		3	0	1	1	0
John Vanbiesbrouck		48	0	1	1	18
Dave Marcinyshyn		2	0	0	0	2
Joby Messier		11	0	0	0	6
Corey Hirsch		4	0	0	0	0

1993-94		GP	G	A	PTS	PIM
Sergei Zubov		78	12	77	89	39
Mark Messier		76	26	58	84	76
Adam Graves		84	52	27	79	127
Brian Leetch		84	23	56	79	67
Steve Larmer		68	21	39	60	41
Alexei Kovalev		76	23	33	56	154
Esa Tikkanen		83	22	32	54	114
Mike Gartner		71	28	24	52	58
Sergei Nemchinov		76	22	27	49	36
Glenn Anderson	NYR	12	4	2	6	12
	Total	85	21	20	41	62
Brian Noonan	NYR	12	4	2	6	12
	Total	76	18	23	41	69
Tony Amonte		72	16	22	38	31
Stephane Matteau	NYR	12	4	3	7	2
	Total	77	19	19	38	57
Craig MacTavish	NYR	12	4	2	6	11
	Total	78	20	12	32	91
Kevin Lowe		71	5	14	19	70
Alexander Karpovtsev		67	3	15	18	58
Jeff Beukeboom		68	8	8	16	170
Greg Gilbert		76	4	11	15	29
Mike Hudson		48	4	7	11	47
Jay Wells		79	2	7	9	110
Nick Kypreos	NYR	46	3	5	8	102
	Total	56	3	5	8	139
Ed Olczyk		37	3	5	8	28
Darren Turcotte		13	2	4	6	13
Joe Kocur		71	2	1	3	129
James Patrick		6	0	3	3	2
Peter Andersson		8	1	1	2	2
Mike Hartman		35	1	1	2	70
Doug Lidster		34	0	2	2	33
Joby Messier		4	0	2	2	0
Mattias Norstrom		9	0	2	2	6
Glenn Healy		29	0	2	2	2
Phil Bourque		16	0	1	1	8
Jim Hiller		2	0	0	0	7
Daniel Lacroix		4	0	0	0	0
Todd Marchant		1	0	0	0	0
Mike Richter		68	0	0	0	2

1994-95		GP	G	A	PTS	PIM
Mark Messier		46	14	39	53	40
Brian Leetch		48	9	32	41	18
Sergei Zubov		38	10	26	36	18
Pat Verbeek	NYR	19	10	5	15	18
	Total	48	17	16	33	71
Adam Graves		47	17	14	31	51
Steve Larmer		47	14	15	29	16
Alexei Kovalev		48	13	15	28	30
Brian Noonan		45	14	13	27	26
Petr Nedved		46	11	12	23	26
Sergei Nemchinov		47	7	6	13	16
Alexander Karpovtsev		47	4	8	12	30
Jay Wells		43	2	7	9	36
Troy Loney	NYR	4	0	0	0	0
	Total	30	5	4	9	23
Stephane Matteau		41	3	5	8	25
Kevin Lowe		44	1	7	8	58
Nathan Lafayette	NYR	12	0	0	0	0
	Total	39	4	4	8	2
Jeff Beukeboom		44	1	3	4	70
Nick Kypreos		40	1	3	4	93
Mark Osborne		37	1	3	4	19
Ed Olczyk		20	2	1	3	4
Joe Kocur		48	1	2	3	71
Mattias Norstrom		9	0	3	3	2
Darren Langdon		18	1	1	2	62
Joby Messier		10	0	2	2	18
Glenn Healy		17	0	2	2	2
Glen Featherstone		6	1	0	1	18
Shawn McCosh		5	1	0	1	2

REGULAR SEASON SCORING STATISTICS

1994-95 (CONT'D)		GP	G	A	PTS	PIM
Jean-Yves Roy		3	1	0	1	2
Daniel Lacroix	NYR	1	0	0	0	0
	Total	24	1	0	1	38
Mike Hartman		1	0	0	0	4
Mike Richter		35	0	0	0	2

1995-96		GP	G	A	PTS	PIM
Mark Messier		74	47	52	99	122
Brian Leetch		82	15	70	85	30
Pat Verbeek		69	41	41	82	129
Luc Robitaille		77	23	46	69	80
Alexei Kovalev		81	24	34	58	98
Adam Graves		82	22	36	58	100
Ray Ferraro		65	25	29	54	82
Jari Kurri	NYR	14	1	4	5	2
	Total	71	18	27	45	39
Bruce Driver		66	3	34	37	42
Marty McSorley	NYR	9	0	2	2	21
	Total	68	10	23	33	169
Sergei Nemchinov		78	17	15	32	38
Sergio Momesso	NYR	19	4	4	8	30
	Total	73	11	12	23	142
Niklas Sundstrom		82	9	12	21	14
Ulf Samuelsson		74	1	18	19	122
Alexander Karpovtsev		40	2	16	18	26
Doug Lidster		59	5	9	14	50
Jeff Beukeboom		82	3	11	14	220
Darren Langdon		64	7	4	11	175
Wayne Presley		61	4	6	10	71
Shane Churla	NYR	10	0	0	0	26
	Total	55	4	6	10	231
Nick Kypreos		42	3	4	7	77
Stephane Matteau		32	4	2	6	22
Kevin Lowe		53	1	5	6	76
Ken Gernander		10	2	3	5	4
Bill Berg	NYR	18	2	1	3	8
	Total	41	3	2	5	41
Daniel Lacroix		25	2	2	4	30
Mattias Norstrom		25	2	1	3	22
Joe Kocur		38	1	2	3	49
Ian Laperriere		28	1	2	3	53
Chris Ferraro		2	1	0	1	0
Peter Ferraro		5	0	1	1	0
Barry Richter		4	0	1	1	0
Mike Richter		41	0	1	1	4
Glenn Healy		44	0	1	1	8
Nathan Lafayette		5	0	0	0	2
Steve Larouche		1	0	0	0	0
Jamie Ram		1	0	0	0	0

1996-97		GP	G	A	PTS	PIM
Wayne Gretzky		82	25	72	97	28
Mark Messier		71	36	48	84	88
Brian Leetch		82	20	58	78	40
Adam Graves		82	33	28	61	66
Niklas Sundstrom		82	24	28	52	20
Luc Robitaille		69	24	24	48	48
Alexander Karpovtsev		77	9	29	38	59
Alexei Kovalev		45	13	22	35	42
Russ Courtnall	NYR	14	2	5	7	2
	Total	61	11	24	35	26
Bruce Driver		79	5	25	30	48
Esa Tikkanen	NYR	14	1	2	3	6
	Total	76	13	17	30	72
Patrick Flatley		68	10	12	22	26
Sergei Nemchinov		63	6	13	19	12
Ulf Samuelsson		73	6	11	17	138
Brian Noonan		44	6	9	15	28
Bill Berg		67	8	6	14	37
Daniel Goneau		41	10	3	13	10
Jeff Beukeboom		80	3	9	12	167
Mike Eastwood	NYR	27	1	7	8	10
	Total	60	2	10	12	14
Vladimir Vorobiev		16	5	5	10	6
Darren Langdon		60	3	6	9	195
Doug Lidster		48	3	4	7	24
David Oliver	NYR	14	2	1	3	4
	Total	31	3	3	6	8
Christian Dube		27	1	1	2	4
Chris Ferraro		12	1	1	2	6
Ryan VandenBussche		11	1	0	1	30
Eric Cairns		40	0	1	1	147
Shane Churla		45	0	1	1	106
Jay More		14	0	1	1	25
Sylvain Blouin		6	0	0	0	18
Dallas Eakins	NYR	3	0	0	0	6
	Total	7	0	0	0	16
Peter Ferraro		2	0	0	0	0
Sergio Momesso		9	0	0	0	11
Jeff Nielsen		2	0	0	0	2
Glenn Healy		23	0	0	0	4
Mike Richter		61	0	0	0	4

1997-98		GP	G	A	PTS	PIM
Wayne Gretzky		82	23	67	90	28
Pat LaFontaine		67	23	39	62	36
Alexei Kovalev		73	23	30	53	44
Brian Leetch		76	17	33	50	32
Niklas Sundstrom		70	19	28	47	24
Kevin Stevens		80	14	27	41	130
Adam Graves		72	23	12	35	41
Tim Sweeney		56	11	18	29	26
Bruce Driver		75	5	15	20	46
Todd Harvey	NYR	Did Not Play Due to Injury				
	Total	59	9	10	19	104
Mike Keane		70	8	10	18	47
Ulf Samuelsson		73	3	9	12	122
Brian Skrudland		59	5	6	11	39
Bob Errey	NYR	12	0	0	0	7
	Total	71	2	9	11	53
Mike Eastwood		48	5	5	10	16
Alexander Karpovtsev		47	3	7	10	38
Harry York	NYR	2	0	0	0	0
	Total	60	4	6	10	31
Bill Berg		67	1	9	10	55
Jeff Finley		63	1	6	7	55
Peter Ferraro	NYR	1	0	0	0	2
	Total	30	3	4	7	14
Darren Langdon		70	3	3	6	197
Marc Savard		28	1	5	6	4
P.J. Stock		38	2	3	5	114
Jeff Beukeboom		63	0	5	5	195
Vladimir Vorobiev		15	2	2	4	6
Johan Lindbom		38	1	3	4	28
Doug Lidster		36	0	4	4	24
Brad Smyth	NYR	1	0	0	0	0
	Total	10	1	3	4	4
Eric Cairns		39	0	3	3	92
Daniel Goneau		11	2	0	2	4
Geoff Smith		15	1	1	2	6
Ryan VandenBussche		16	1	0	1	38
Maxim Galanov		6	0	1	1	2
Mike Richter		72	0	1	1	2
Sylvain Blouin		1	0	0	0	5
Pierre Sevigny		3	0	0	0	2
Ronnie Sundin		1	0	0	0	0
Jason Muzzatti		6	0	0	0	10
Dan Cloutier		12	0	0	0	19

1998-99		GP	G	A	PTS	PIM
Wayne Gretzky		70	9	53	62	14
John MacLean		82	28	27	55	46
Brian Leetch		82	13	42	55	42
Adam Graves		82	38	15	53	47
Petr Nedved		56	20	27	47	50
Marc Savard		70	9	36	45	38
Kevin Stevens		81	23	20	43	64
Niklas Sundstrom		81	13	30	43	20
Mike Knuble		82	15	20	35	26
Mathieu Schneider		75	10	24	34	71
Todd Harvey		37	11	17	28	72
Manny Malhotra		73	8	8	16	13
Mike Maneluk	NYR	4	0	0	0	4
	Total	45	6	9	15	20
Ulf Samuelsson		67	4	8	12	93
Brent Fedyk		67	4	6	10	30
Jeff Beukeboom		45	0	9	9	60
Alexei Kovalev		14	3	4	7	12
Scott Fraser		28	2	4	6	14
Chris Tamer	NYR	52	1	5	6	92
	Total	63	1	5	6	124
Peter Popovic		68	1	4	5	40
Rich Brennan		24	1	3	4	23
Rumun Ndur	NYR	31	1	3	4	46
	Total	39	1	3	4	62
Eric Lacroix	NYR	30	2	1	3	4
	Total	64	2	2	4	18
Sean Pronger		14	0	3	3	4
Esa Tikkanen		32	0	3	3	38
Jan Mertzig		23	0	2	2	8
Alexander Karpovtsev		2	1	0	1	0
Derek Armstrong		3	0	0	0	0
Christian Dube		6	0	0	0	0
Jeff Finley		2	0	0	0	0
Darren Langdon		44	0	0	0	80
Stan Neckar		18	0	0	0	8
Geoff Smith		4	0	0	0	2
P.J. Stock		5	0	0	0	6
Johan Witehall		4	0	0	0	0
Harry York		5	0	0	0	4
Dan Cloutier		22	0	0	0	2
Mike Richter		68	0	0	0	0

REGULAR SEASON SCORING STATISTICS

1999-00		GP	G	A	PTS	PIM
Petr Nedved		76	24	44	68	40
Theoren Fleury		80	15	49	64	68
Mike York		82	26	24	50	18
Radek Dvorak	NYR	46	11	22	33	10
	Total	81	18	32	50	16
Jan Hlavac		67	19	23	42	16
John MacLean		77	18	24	42	52
Adam Graves		77	23	17	40	14
Valeri Kamensky		58	13	19	32	24
Mathieu Schneider		80	10	20	30	78
Alexandre Daigle		58	8	18	26	23
Brian Leetch		50	7	19	26	20
Rob DiMaio	NYR	12	1	3	4	8
	Total	62	6	19	25	50
Kevin Hatcher		74	4	19	23	38
Kim Johnsson		76	6	15	21	46
Tim Taylor		76	9	11	20	72
Stephane Quintal		75	2	14	16	77
Mike Knuble		59	9	5	14	18
Eric Lacroix		70	4	8	12	24
Sylvain Lefebvre		82	2	10	12	43
Kevin Stevens		38	3	5	8	43
Todd Harvey		31	3	3	6	62
Rich Pilon	NYR	45	0	4	4	36
	Total	54	0	6	6	70
Johan Witehall		9	1	1	2	2
Jason Dawe		3	0	1	1	2
Jason Doig		7	0	1	1	22
Darren Langdon		21	0	1	1	26
P.J. Stock		11	0	1	1	11
Kirk McLean		22	0	1	1	2
Derek Armstrong		1	0	0	0	0
Daniel Goneau		1	0	0	0	0
Chris Kenady		2	0	0	0	0
Manny Malhotra		27	0	0	0	4
Dale Purinton		1	0	0	0	7
Alexei Vasiliev		1	0	0	0	2
Terry Virtue		1	0	0	0	0
Jean-Francois Labbe		1	0	0	0	0
Milan Hnilicka		2	0	0	0	0
Mike Richter		61	0	0	0	4

2000-01		GP	G	A	PTS	PIM
Brian Leetch		82	21	58	79	34
Petr Nedved		79	32	46	78	54
Theoren Fleury		62	30	44	74	122
Radek Dvorak		82	31	36	67	20
Mark Messier		82	24	43	67	89
Jan Hlavac		79	28	36	64	20
Valeri Kamensky		65	14	20	34	36
Mike York		79	14	17	31	20
Adam Graves		82	10	16	26	77
Kim Johnsson		75	5	21	26	40
Sandy McCarthy		81	11	10	21	171
Michal Grosek		65	9	11	20	61
Sylvain Lefebvre		71	2	13	15	55
Manny Malhotra		50	4	8	12	31
Rich Pilon		69	2	9	11	175
Jeff Toms	NYR	15	1	1	2	0
	Total	54	3	5	8	10
Tim Taylor		38	2	5	7	16
Colin Forbes	NYR	19	1	4	5	15
	Total	58	1	5	6	46
Eric Lacroix		46	2	3	5	39
Tomas Kloucek		43	1	4	5	74
Petr Smrek	NYR	14	0	3	3	12
	Total	20	2	3	5	14
Brad Brown		48	1	3	4	107
Alexei Gusarov		26	1	3	4	6
Jeff Ulmer		21	3	0	3	8
Mike Mottau		18	0	3	3	13
Johan Witehall		15	0	3	3	8
Vladimir Malakhov		3	0	2	2	4
Dale Purinton		42	0	2	2	180
Brad Smyth		4	1	0	1	4
Derek Armstrong		3	0	0	0	0
Drew Bannister		3	0	0	0	0
Jason Doig		3	0	0	0	0
John MacLean		2	0	0	0	0
Bert Robertsson		2	0	0	0	4
Tony Tuzzolino		6	0	0	0	5
David Wilkie		1	0	0	0	2
Jason LaBarbera		1	0	0	0	0
Johan Holmqvist		2	0	0	0	2
Vitali Yeremeyev		4	0	0	0	0
Kirk McLean		23	0	0	0	0
Mike Richter		45	0	0	0	0
Guy Hebert	NYR	13	0	0	0	0
	Total	54	0	0	0	0

2001-02		GP	G	A	PTS	PIM
Eric Lindros		72	37	36	73	138
Pavel Bure	NYR	12	12	8	20	6
	Total	68	34	35	69	62
Theoren Fleury		82	24	39	63	216
Mike York		69	18	39	57	16
Brian Leetch		82	10	45	55	28
Petr Nedved		78	21	25	46	36
Martin Rucinsky	NYR	15	3	10	13	6
	Total	75	11	27	38	42
Radek Dvorak		65	17	20	37	14
Vladimir Malakhov		81	6	22	28	83
Rem Murray	NYR	11	1	2	3	4
	Total	80	8	19	27	18
Tom Poti	NYR	11	1	7	8	2
	Total	66	2	23	25	44
Andreas Johansson		70	14	10	24	46
Mark Messier		41	7	16	23	32
Sandy McCarthy		82	10	13	23	171
Bryan Berard		82	2	21	23	60
Matthew Barnaby	NYR	48	8	13	21	144
	Total	77	8	13	21	214
Mikael Samuelsson		67	6	10	16	23
Manny Malhotra		56	7	6	13	42
Zdeno Ciger		29	6	7	13	16
Jeff Toms		38	7	4	11	10
Dave Karpa		75	1	10	11	131
Igor Ulanov		39	0	6	6	53
Michal Grosek		15	3	2	5	12
Sylvain Lefebvre		41	0	5	5	23
Tomas Kloucek		52	1	3	4	137
Dale Purinton		40	0	4	4	113
Steve McKenna		54	2	1	3	144
Roman Lyashenko	NYR	15	2	0	2	0
	Total	19	2	0	2	0
Darren Van Impe		17	1	0	1	12
Petr Smrek		8	0	1	1	4
Jason Dawe		1	0	0	0	0
Rico Fata		10	0	0	0	0
Barrett Heisten		10	0	0	0	2
Mike Mottau		1	0	0	0	0
Richard Scott		5	0	0	0	5
Trent Whitfield		1	0	0	0	0
Johan Holmqvist		1	0	0	0	0
Dan Blackburn		31	0	0	0	10
Mike Richter		55	0	0	0	4

2002-03		GP	G	A	PTS	PIM
Alexei Kovalev	NYR	24	10	3	13	20
	Total	78	37	40	77	70
Anson Carter	NYR	11	1	4	5	6
	Total	79	26	34	60	26
Petr Nedved		78	27	31	58	64
Eric Lindros		81	19	34	53	141
Tom Poti		80	11	37	48	58
Mark Messier		78	18	22	40	30
Matthew Barnaby		79	14	22	36	142
Bobby Holik		64	16	19	35	52
Pavel Bure		39	19	11	30	16
Brian Leetch		51	12	18	30	20
Radek Dvorak		63	6	21	27	16
Mikael Samuelsson		58	8	14	22	32
Jamie Lundmark		55	8	11	19	16
Vladimir Malakhov		71	3	14	17	52
Boris Mironov	NYR	36	3	9	12	34
	Total	56	6	10	16	56
Sandy McCarthy		82	6	9	15	81
Ronald Petrovicky		66	5	9	14	77
Darius Kasparaitis		80	3	11	14	85
Rem Murray		32	6	6	12	4
Joel Bouchard		27	5	7	12	14
Dale Purinton		58	3	9	12	161
Dan LaCouture	NYR	24	1	4	5	0
	Total	68	3	6	9	72
Rico Fata		36	2	4	6	6
Cory Cross		26	0	4	4	16
Ales Pisa	NYR	3	0	0	0	0
	Total	51	1	3	4	24
Ted Donato		49	2	1	3	6
John Tripp		9	1	2	3	2
Dave Karpa		19	0	2	2	14
Sylvain Lefebvre		35	0	2	2	10
Richard Lintner		10	1	0	1	0
Gordie Dwyer		17	0	1	1	50
Mike Dunham	NYR	43	0	1	1	0
	Total	58	0	1	1	0
Josh Green		4	0	0	0	2
Roman Lyashenko		2	0	0	0	0
Krzysztof Oliwa		9	0	0	0	51
Billy Tibbetts		11	0	0	0	12
Dixon Ward		8	0	0	0	2

REGULAR SEASON SCORING STATISTICS

2002-03 (CONT'D)		GP	G	A	PTS	PIM
Mike Wilson		1	0	0	0	0
Johan Holmqvist		1	0	0	0	0
Mike Richter		13	0	0	0	0
Dan Blackburn		32	0	0	0	2
2003-04		**GP**	**G**	**A**	**PTS**	**PIM**
Jaromir Jagr	NYR	31	15	14	29	12
	Total	77	31	43	74	38
Bobby Holik		82	25	31	56	96
Mark Messier		76	18	25	43	42
Alexei Kovalev		66	13	29	42	54
Martin Rucinsky		69	13	29	42	62
Brian Leetch		57	13	23	36	24
Matthew Barnaby		69	12	20	32	120
Eric Lindros		39	10	22	32	60
Petr Nedved		65	14	17	31	42
Jan Hlavac		72	5	21	26	16
Tom Poti		67	10	14	24	47
Chris Simon		65	14	9	23	225
Karel Rachunek	NYR	12	1	3	4	4
	Total	72	2	19	21	33
Vladimir Malakhov		56	3	15	18	53
Anson Carter		43	10	7	17	14
Boris Mironov		75	3	13	16	86
Greg de Vries		53	3	12	15	37
Josh Green	NYR	14	3	2	5	8
	Total	50	5	6	11	32
Jamie Lundmark		56	2	8	10	33
Darius Kasparaitis		44	1	9	10	48
Joel Bouchard		28	1	7	8	10
Dan LaCouture		59	5	2	7	82
Fedor Tyutin		25	2	5	7	14
Jed Ortmeyer		58	2	4	6	16
Jozef Balej	NYR	13	1	4	5	4
	Total	17	1	4	5	4
Sandy McCarthy	NYR	13	1	0	1	2
	Total	50	4	1	5	30
Thomas Pock		6	2	2	4	0
Mike Green	NYR	13	1	2	3	2
	Total	24	1	3	4	4
Dominic Moore		5	0	3	3	0
Blair Betts	NYR	Did Not Play Due to Injury				
	Total	20	1	2	3	10
Dale Purinton		40	1	1	2	117
Garth Murray		20	1	0	1	24
Chad Wiseman		4	1	0	1	0
Cory Larose		7	0	1	1	4
Chris McAllister	NYR	12	0	1	1	12
	Total	46	0	1	1	74
Jason LaBarbera		4	0	1	1	2
Jamie McLennan	NYR	4	0	0	0	0
	Total	30	0	1	1	4
Benoit Dusablon		3	0	0	0	2
Ken Gernander		2	0	0	0	2
Paul Healey		4	0	0	0	0
Bryce Lampman		8	0	0	0	0
Jason MacDonald		4	0	0	0	19
Lawrence Nycholat		9	0	0	0	6
Jamie Pushor	NYR	7	0	0	0	0
	Total	14	0	0	0	2
Pascal Rheaume		17	0	0	0	5
Richard Scott		5	0	0	0	23
Mike Siklenka		1	0	0	0	0
Layne Ulmer		1	0	0	0	0
Steve Valiquette	NYR	2	0	0	0	0
	Total	3	0	0	0	0
Jussi Markkanen		26	0	0	0	0
Mike Dunham		57	0	0	0	0
2005-06		**GP**	**G**	**A**	**PTS**	**PIM**
Jaromir Jagr		82	54	69	123	72
Michael Nylander		81	23	56	79	76
Martin Straka		82	22	54	76	42
Martin Rucinsky		52	16	39	55	56
Petr Sykora	NYR	40	16	15	31	22
	Total	74	23	28	51	50
Petr Prucha		68	30	17	47	32
Steve Rucchin		72	13	23	36	10
Michal Rozsival		82	5	25	30	90
Jason Ward		81	10	18	28	44
Fedor Tyutin		77	6	19	25	58
Tom Poti		73	3	20	23	70
Sandis Ozolinsh	NYR	19	3	11	14	20
	Total	36	6	14	20	28
Dominic Moore		82	9	9	18	28
Marek Malik		74	2	16	18	78
Ville Nieminen		48	5	12	17	53
Marcel Hossa		64	10	6	16	28
Blair Betts		66	8	2	10	24
Jed Ortmeyer		78	5	2	7	38

2005-06 (CONT'D)		GP	G	A	PTS	PIM
Jason Strudwick		65	3	4	7	66
Darius Kasparaitis		67	0	6	6	97
Ryan Hollweg		52	2	3	5	84
Maxim Kondratiev		29	1	2	3	22
Jarkko Immonen		6	2	0	2	0
Thomas Pock		8	1	1	2	4
Henrik Lundqvist		53	0	2	2	0
Jamie Lundmark		3	1	0	1	6
Colton Orr	NYR	15	0	1	1	44
	Total	35	0	1	1	71
Chad Wiseman		1	0	1	1	4
Kevin Weekes		32	0	1	1	4
Fedor Fedorov		3	0	0	0	6
Alexandre Giroux		1	0	0	0	0
Bryce Lampman		1	0	0	0	2
David Liffiton		1	0	0	0	2
Jeff Taffe	NYR	2	0	0	0	0
	Total	4	0	0	0	0
Chris Holt		1	0	0	0	0
2006-07		**GP**	**G**	**A**	**PTS**	**PIM**
Jaromir Jagr		82	30	66	96	78
Michael Nylander		79	26	57	83	42
Martin Straka		77	29	41	70	24
Brendan Shanahan		67	29	33	62	47
Sean Avery	NYR	29	8	12	20	58
	Total	84	18	30	48	174
Matt Cullen		80	16	25	41	52
Petr Prucha		79	22	18	40	30
Michal Rozsival		80	10	30	40	52
Karel Rachunek		66	6	20	26	38
Paul Mara	NYR	19	2	3	5	18
	Total	78	5	18	23	113
Marek Malik		69	2	19	21	70
Marcel Hossa		64	10	8	18	26
Fedor Tyutin		66	2	12	14	44
Blair Betts		82	9	4	13	24
Aaron Ward		60	3	10	13	57
Adam Hall		49	4	8	12	18
Jed Ortmeyer		41	2	9	11	22
Jason Ward		46	4	6	10	26
Thomas Pock		44	4	4	8	16
Ryan Callahan		14	4	2	6	9
Jarkko Immonen		14	1	5	6	4
Dan Girardi		34	0	6	6	8
Jason Krog	NYR	9	2	0	2	4
	Total	23	3	3	6	10
Brad Isbister		19	1	4	5	14
Darius Kasparaitis		24	2	2	4	30
Colton Orr		53	2	1	3	126
Ryan Hollweg		78	1	2	3	131
Sandis Ozolinsh		21	0	3	3	8
Nigel Dawes		8	1	0	1	0
Pascal Dupuis		6	1	0	1	0
Brandon Dubinsky		6	0	0	0	2
Bryce Lampman		1	0	0	0	0
David Liffiton		2	0	0	0	7
Jason Strudwick		8	0	0	0	2
Steve Valiquette		3	0	0	0	0
Kevin Weekes		14	0	0	0	0
Henrik Lundqvist		70	0	0	0	0
2007-08		**GP**	**G**	**A**	**PTS**	**PIM**
Jaromir Jagr		82	25	46	71	58
Scott Gomez		81	16	54	70	36
Chris Drury		82	25	33	58	45
Brendan Shanahan		73	23	23	46	35
Martin Straka		65	14	27	41	22
Brandon Dubinsky		82	14	26	40	79
Michal Rozsival		80	13	25	38	80
Sean Avery		57	15	18	33	154
Nigel Dawes		61	14	15	29	10
Dan Girardi		82	10	18	28	14
Fredrik Sjostrom	NYR	18	2	0	2	8
	Total	69	12	9	21	22
Fedor Tyutin		82	5	15	20	43
Christian Backman	NYR	18	2	6	8	20
	Total	63	3	15	18	50
Petr Prucha		62	7	10	17	22
Paul Mara		61	1	16	17	52
Ryan Callahan		52	8	5	13	31
Marek Malik		42	2	8	10	48
Marc Staal		80	2	8	10	42
Marcel Hossa		36	1	7	8	24
Blair Betts		75	2	5	7	20
Ryan Hollweg		70	2	2	4	96
Colton Orr		74	1	1	2	159
Jason Strudwick		52	1	1	2	40
Ivan Baranka		1	0	1	1	0
Dane Byers		1	0	0	0	0
Greg Moore		6	0	0	0	0

REGULAR SEASON SCORING STATISTICS

2007-08 (CONT'D)		GP	G	A	PTS	PIM
Thomas Pock		1	0	0	0	0
Steve Valiquette		13	0	0	0	2
Henrik Lundqvist		72	0	0	0	2
2008-09		**GP**	**G**	**A**	**PTS**	**PIM**
Nik Antropov	NYR	18	7	6	13	6
	Total	81	28	31	59	30
Nikolai Zherdev		82	23	35	58	39
Scott Gomez		77	16	42	58	60
Chris Drury		81	22	34	56	32
Markus Naslund		82	24	22	46	57
Brandon Dubinsky		82	13	28	41	112
Ryan Callahan		81	22	18	40	45
Michal Rozsival		76	8	22	30	52
Wade Redden		81	3	23	26	51
Dan Girardi		82	4	18	22	53
Sean Avery	NYR	18	5	7	12	34
	Total	41	8	14	22	111
Paul Mara		76	5	16	21	94
Derek Morris	NYR	18	0	8	8	16
	Total	75	5	15	20	40
Nigel Dawes		52	10	9	19	15
Aaron Voros		54	8	8	16	122
Marc Staal		82	3	12	15	64
Lauri Korpikoski		68	6	8	14	14
Fredrik Sjostrom		79	7	6	13	30
Dmitri Kalinin		58	1	12	13	26
Blair Betts		81	6	4	10	16
Petr Prucha		28	4	5	9	16
Colton Orr		82	1	4	5	193
Dan Fritsche		16	1	3	4	2
Corey Potter		5	1	1	2	0
Erik Reitz	NYR	11	0	0	0	24
	Total	42	1	1	2	65
Henrik Lundqvist		70	0	2	2	0
Steve Valiquette		15	0	1	1	2
Artem Anisimov		1	0	0	0	0
Patrick Rissmiller		2	0	0	0	0
Michael Sauer		3	0	0	0	0
2009-10		**GP**	**G**	**A**	**PTS**	**PIM**
Marian Gaborik		76	42	44	86	37
Vinny Prospal		75	20	38	58	32
Olli Jokinen	NYR	26	4	11	15	22
	Total	82	15	35	50	75
Brandon Dubinsky		69	20	24	44	54
Ryan Callahan		77	19	18	37	48
Michael Del Zotto		80	9	28	37	32
Chris Drury		77	14	18	32	31
Sean Avery		69	11	20	31	160
Artem Anisimov		82	12	16	28	32
Marc Staal		82	8	19	27	44
Erik Christensen	NYR	49	8	18	26	24
	Total	58	8	18	26	26
Dan Girardi		82	6	18	24	53
Michal Rozsival		82	3	20	23	78
Ales Kotalik		45	8	14	22	38
Matt Gilroy		69	4	11	15	23
Chris Higgins		55	6	8	14	32
Enver Lisin		57	6	8	14	18
Wade Redden		75	2	12	14	27
Brandon Prust	NYR	26	4	5	9	65
	Total	69	5	9	14	163
Jody Shelley	NYR	21	2	4	6	37
	Total	57	2	7	9	115
P.A. Parenteau		22	3	5	8	4
Aaron Voros		41	3	4	7	89
Brian Boyle		71	4	2	6	47
Anders Eriksson	NYR	8	0	2	2	0
	Total	20	0	5	5	2
Alex Auld	NYR	3	0	0	0	0
	Total	24	0	2	2	2
Dane Byers		5	1	0	1	31
Donald Brashear		36	0	1	1	73
Chad Johnson		5	0	1	1	0
Henrik Lundqvist		73	0	1	1	0
Ilkka Heikkinen		7	0	0	0	0
Corey Locke		3	0	0	0	0
Corey Potter		3	0	0	0	2
Bobby Sanguinetti		5	0	0	0	4
Matt Zaba		1	0	0	0	0
Steve Valiquette		6	0	0	0	0
2010-11		**GP**	**G**	**A**	**PTS**	**PIM**
Brandon Dubinsky		77	24	30	54	100
Ryan Callahan		60	23	25	48	46
Marian Gaborik		62	22	26	48	18
Derek Stepan		82	21	24	45	20
Artem Anisimov		82	18	26	44	20
Brian Boyle		82	21	14	35	74

2010-11 (CONT'D)		GP	G	A	PTS	PIM
Wojtek Wolski	NYR	37	6	13	19	8
	Total	73	12	23	35	18
Dan Girardi		80	4	27	31	37
Brandon Prust		82	13	16	29	160
Marc Staal		77	7	22	29	50
Bryan McCabe	NYR	19	2	4	6	6
	Total	67	7	21	28	34
Erik Christensen		63	11	16	27	18
Ruslan Fedotenko		66	10	15	25	25
Sean Avery		76	3	21	24	174
Vinny Prospal		29	9	14	23	8
Mats Zuccarello		42	6	17	23	4
Alex Frolov		43	7	9	16	8
Michael Sauer		76	3	12	15	75
Michael Rozsival		32	3	12	15	22
Matt Gilroy		58	3	8	11	14
Michael Del Zotto		47	2	9	11	20
Ryan McDonagh		40	1	8	9	14
Steve Eminger		65	2	4	6	22
Chris Drury		24	1	4	5	8
Henrik Lundqvist		68	0	4	4	6
Derek Boogaard		22	1	1	2	45
Todd White		18	1	1	2	2
Chad Kolarik		4	0	1	1	2
Kris Newbury		11	0	1	1	35
Brodie Dupont		1	0	0	0	0
Evgeny Grachev		8	0	0	0	0
Dale Weise		10	0	0	0	19
Jeremy Williams		1	0	0	0	0
Chad Johnson		1	0	0	0	0
Martin Biron		17	0	0	0	0
2011-12		**GP**	**G**	**A**	**PTS**	**PIM**
Marian Gaborik		82	41	35	76	34
Brad Richards		82	25	41	66	22
Ryan Callahan		76	29	25	54	61
Derek Stepan		82	17	34	51	22
Michael Del Zotto		77	10	31	41	36
Carl Hagelin		64	14	24	38	24
Artem Anisimov		79	16	20	36	34
Brandon Dubinsky		77	10	24	34	110
Ryan McDonagh		82	7	25	32	44
Dan Girardi		82	5	24	29	20
Brian Boyle		82	11	15	26	59
Ruslan Fedotenko		73	9	11	20	16
Anton Stralman		53	2	16	18	20
Brandon Prust		82	5	12	17	156
John Mitchell		63	5	11	16	8
Stu Bickel		51	0	9	9	108
Jeff Woywitka		27	1	5	6	8
Mike Rupp		60	4	1	5	97
Steve Eminger		42	2	3	5	28
Marc Staal		46	2	3	5	16
Erik Christensen		20	1	4	5	2
Sean Avery		15	3	0	3	21
Mats Zuccarello		10	2	1	3	6
Michael Sauer		19	1	2	3	21
Wojtek Wolski		9	0	3	3	2
Martin Biron		21	0	3	3	0
Tim Erixon		18	0	2	2	8
Henrik Lundqvist		62	0	2	2	4
Andre Deveaux		9	0	1	1	29
John Scott	NYR	6	0	0	0	5
	Total	35	0	1	1	53
Brendan Bell		1	0	0	0	0
Kris Newbury		7	0	0	0	24
2012-13		**GP**	**G**	**A**	**PTS**	**PIM**
Derek Stepan		48	18	26	44	12
Rick Nash		44	21	21	42	26
Brad Richards		46	11	23	34	14
Ryan Callahan		45	16	15	31	12
Derick Brassard	NYR	13	5	6	11	0
	Total	47	12	17	29	16
Carl Hagelin		48	10	14	24	18
Michael Del Zotto		46	3	18	21	18
Marian Gaborik		35	9	10	19	8
Ryan McDonagh		47	4	15	19	22
Ryane Clowe	NYR	12	3	5	8	14
	Total	40	3	16	19	93
Dan Girardi		46	2	12	14	16
Taylor Pyatt		48	6	5	11	6
Marc Staal		21	2	9	11	14
Derek Dorsett	NYR	Did Not Play Due to Injury				
	Total	24	3	6	9	53
Mats Zuccarello		15	3	5	8	8
Anton Stralman		48	4	3	7	16
John Moore	NYR	13	1	5	6	5
	Total	30	1	6	7	7
Brian Boyle		38	2	3	5	29

REGULAR SEASON SCORING STATISTICS

2012-13 (CONT'D)		GP	G	A	PTS	PIM
J.T. Miller		26	2	2	4	8
Chris Kreider		23	2	1	3	6
Steve Eminger		35	0	3	3	8
Arron Asham		27	2	0	2	50
Benn Ferriero		4	0	1	1	0
Jeff Halpern		30	0	1	1	8
Kris Newbury		6	0	1	1	9
Roman Hamrlik	NYR	12	0	0	0	6
	Total	16	0	1	1	8
Henrik Lundqvist		43	0	1	1	0
Stu Bickel		16	0	0	0	49
Matt Gilroy		15	0	0	0	6
Micheal Haley		9	0	0	0	12
Brandon Mashinter		4	0	0	0	0
Darroll Powe	NYR	34	0	0	0	18
	Total	42	0	0	0	27
Mike Rupp		8	0	0	0	12
Brandon Segal		1	0	0	0	2
Christian Thomas		1	0	0	0	0
Martin Biron		6	0	0	0	0

2013-14		GP	G	A	PTS	PIM
Martin St. Louis	NYR	19	1	7	8	4
	Total	81	30	39	69	10
Mats Zuccarello		77	19	40	59	32
Derek Stepan		82	17	40	57	18
Brad Richards		82	20	31	51	18
Derick Brassard		81	18	27	45	46
Ryan McDonagh		77	14	29	43	36
Rick Nash		65	26	13	39	36
Chris Kreider		66	17	20	37	72
Benoit Pouliot		80	15	21	36	56
Carl Hagelin		72	17	16	33	44
Ryan Callahan		45	11	14	25	16
Dan Girardi		81	5	19	24	16
Brian Boyle		82	6	12	18	56
Dominic Moore		73	6	12	18	18
John Moore		74	4	11	15	25
Raphael Diaz	NYR	11	1	1	2	4
	Total	63	2	13	15	16
Marc Staal		72	3	11	14	24
Anton Stralman		81	1	12	13	26
Michael Del Zotto		42	2	9	11	10
Kevin Klein	NYR	30	1	5	6	0
	Total	77	2	7	9	21
Derek Dorsett		51	4	4	8	128
J.T. Miller		30	3	3	6	18
Daniel Carcillo	NYR	31	3	0	3	43
	Total	57	4	1	5	100
Henrik Lundqvist		63	0	4	4	0
Justin Falk		21	0	2	2	20
Taylor Pyatt		22	0	1	1	10
Conor Allen		3	0	0	0	0
Arron Asham		6	0	0	0	14
Jesper Fast		11	0	0	0	2
Brandon Mashinter		6	0	0	0	10
Dylan McIlrath		2	0	0	0	7
Darroll Powe		1	0	0	0	0
Martin Biron		2	0	0	0	0
Cam Talbot		21	0	0	0	0

2014-15		GP	G	A	PTS	PIM
Rick Nash		79	42	27	69	36
Derick Brassard		80	19	41	60	34
Derek Stepan		68	16	39	55	22
Martin St. Louis		74	21	31	52	20
Keith Yandle	NYR	21	2	9	11	8
	Total	84	6	46	52	40
Mats Zuccarello		78	15	34	49	45
Chris Kreider		80	21	25	46	88
Kevin Hayes		79	17	28	45	22
Carl Hagelin		82	17	18	35	46
Ryan McDonagh		71	8	25	33	26
Dominic Moore		82	10	17	27	28
Kevin Klein		65	9	17	26	25
J.T. Miller		58	10	13	23	23
Dan Boyle		65	9	11	20	20
Marc Staal		80	5	15	20	42
Dan Girardi		82	4	16	20	22
Lee Stempniak		53	9	9	18	18
James Sheppard	NYR	14	2	0	2	9
	Total	71	7	11	18	37
Jesper Fast		58	6	8	14	8
Matt Hunwick		55	2	9	11	16
Anthony Duclair		18	1	6	7	4
Tanner Glass		66	1	5	6	98
John Moore		38	1	5	6	19
Chris Summers	NYR	3	0	0	0	0
	Total	20	0	3	3	8
Chris Mueller		7	1	1	2	0
Michael Kostka		7	0	1	1	0
Henrik Lundqvist		46	0	1	1	0
Ryan Malone		6	0	0	0	4
Conor Allen		4	0	0	0	4
Ryan Bourque		1	0	0	0	0
Oscar Lindberg		1	0	0	0	0
Dylan McIlrath		1	0	0	0	9
Cam Talbot		36	0	0	0	0
Mackenzie Skapski		2	0	0	0	0

2015-16		GP	G	A	PTS	PIM
Mats Zuccarello		81	26	35	61	34
Derick Brassard		80	27	31	58	30
Derek Stepan		72	22	31	53	20
Keith Yandle		82	5	42	47	40
Chris Kreider		79	21	22	43	58
J.T. Miller		82	22	21	43	46
Eric Staal	NYR	20	3	3	6	2
	Total	83	13	26	39	34
Kevin Hayes		79	14	22	36	30
Rick Nash		60	15	21	36	30
Ryan McDonagh		73	9	25	34	22
Jesper Fast		79	10	20	30	18
Oscar Lindberg		68	13	15	28	43
Kevin Klein		69	9	17	26	19
Dan Boyle		74	10	14	24	30
Viktor Stalberg		75	9	11	20	22
Dan Girardi		74	2	15	17	20
Marc Staal		77	2	13	15	36
Dominic Moore		80	6	9	15	32
Tanner Glass		57	4	3	7	66
Dylan McIlrath		34	2	2	4	64
Henrik Lundqvist		65	0	4	4	4
Emerson Etem		19	0	3	3	2
Jarret Stoll		29	1	2	3	20
Jayson Megna		6	1	1	2	2
Marek Hrivik		5	0	1	1	0
Chris Summers		3	0	0	0	4
Daniel Paille		12	0	0	0	0
Brady Skjei		7	0	0	0	4
Antti Raanta		25	0	0	0	0
Magnus Hellberg		1	0	0	0	0

REGULAR SEASON SCORING STATISTICS

2016-17		GP	G	A	PTS	PIM
Mats Zuccarello		80	15	44	59	26
J.T. Miller		82	22	34	56	21
Derek Stepan		81	17	38	55	16
Chris Kreider		75	28	25	53	58
Kevin Hayes		76	17	32	49	18
Ryan McDonagh		77	6	36	42	37
Michael Grabner		76	27	13	40	10
Brady Skjei		80	5	34	39	42
Rick Nash		67	23	15	38	26
Mika Zibanejad		56	14	23	37	16
Nick Holden		80	11	23	34	35
Jimmy Vesey		80	16	11	27	26
Jesper Fast		68	6	15	21	16
Oscar Lindberg		65	8	12	20	32
Pavel Buchnevich		41	8	12	20	13
Brandon Pirri		60	8	10	18	25
Dan Girardi		63	4	11	15	16
Kevin Klein		60	3	11	14	31
Adam Clendening		31	2	9	11	17
Marc Staal		72	3	7	10	34
Matt Puempel	NYR	27	6	3	9	4
	Total	40	6	3	9	11
Brendan Smith	NYR	18	1	3	4	29
	Total	51	3	6	9	63
Tanner Glass		11	1	1	2	17
Marek Hrivik		16	0	2	2	2
Steven Kampfer	NYR	10	1	1	2	2
	Total	11	1	1	2	6
Josh Jooris		12	1	1	2	6
Henrik Lundqvist		57	0	1	1	0
Antti Raanta		30	0	1	1	0
Dylan McIlrath		1	0	0	0	4
Nicklas Jensen		7	0	0	0	0
Taylor Beck	NYR	2	0	0	0	0
	Total	5	0	0	0	4
Boo Nieves		1	0	0	0	0
Magnus Hellberg		2	0	0	0	0

2017-18		GP	G	A	PTS	PIM
Mats Zuccarello		80	16	37	53	36
Vladislav Namestnikov	NYR	19	2	2	4	10
	Total	81	22	26	48	45
Mika Zibanejad		72	27	20	47	14
Kevin Hayes		76	25	19	44	18
Pavel Buchnevich		74	14	29	43	20
Ryan Spooner	NYR	20	4	12	16	2
	Total	59	13	28	41	4
J.T. Miller		63	13	27	40	28
Chris Kreider		58	16	21	37	44
Jesper Fast		71	13	20	33	26
Michael Grabner		59	25	6	31	12
Rick Nash		60	18	10	28	24
Jimmy Vesey		79	17	11	28	20
David Desharnais		71	6	22	28	18
Ryan McDonagh		49	2	24	26	20
Brady Skjei		82	4	21	25	39
Kevin Shattenkirk		46	5	18	23	44
Paul Carey		60	7	7	14	20
Neal Pionk		28	1	13	14	12
Nick Holden		55	3	9	12	14
Boo Nieves		28	1	8	9	12
Marc Staal		72	1	7	8	18
Brendan Smith		44	1	7	8	69
Tony DeAngelo		32	0	8	8	11
John Gilmour		28	2	3	5	14
Ryan Sproul		16	1	4	5	6
Vinni Lettieri		19	1	4	5	0
Peter Holland		23	1	3	4	7
Cody McLeod	NYR	25	0	2	2	39
	Total	48	1	3	4	111
Filip Chytil		9	1	2	3	4
Rob O'Gara	NYR	22	0	3	3	6
	Total	30	0	3	3	6
Lias Andersson		7	1	1	2	0
Steven Kampfer		22	0	1	1	20
Henrik Lundqvist		63	0	1	1	0
Steven Fogarty		1	0	0	0	2
Daniel Catenacci		1	0	0	0	0
Adam Cracknell		4	0	0	0	0
Matt Beleskey	NYR	1	0	0	0	4
	Total	15	0	0	0	21
Ondrej Pavelec		19	0	0	0	2
Alexandar Georgiev		10	0	0	0	0
Brandon Halverson		1	0	0	0	0

REGULAR SEASON GOALTENDING STATISTICS

YEAR	GOALTENDER	GP	W	L	T/OT	GA	GAA	SO
1926-27	Lorne Chabot	37	22	9	5	59	1.51	10
	Hal Winkler	8	3	4	1	13	1.65	2
1927-28	Lorne Chabot	44	19	16	9	79	1.74	11
1928-29	John Ross Roach	44	21	13	10	65	1.41	13
1929-30	John Ross Roach	44	17	17	10	143	3.10	1
1930-31	John Ross Roach	44	19	16	9	87	1.89	7
1931-32	John Ross Roach	48	23	17	8	112	2.23	9
1932-33	Andy Aitkenhead	48	23	17	8	107	2.16	3
1933-34	Andy Aitkenhead	48	21	19	8	113	2.27	7
1934-35	Dave Kerr	37	19	12	6	94	2.47	4
	Andy Aitkenhead	10	3	7	0	37	3.64	1
	Percy Jackson	1	0	1	0	8	8.00	0
1935-36	Dave Kerr	47	18	17	12	95	1.91	8
	Bert Gardiner	1	1	0	0	1	1.00	0
1936-37	Dave Kerr	48	19	20	9	106	2.10	4
1937-38	Dave Kerr	48	27	15	6	96	1.95	8
1938-39	Dave Kerr	48	26	16	6	104	2.10	6
1939-40	Dave Kerr	48	27	11	10	77	1.54	8
1940-41	Dave Kerr	48	21	19	8	125	2.49	2
1941-42	Jim Henry	48	29	17	2	143	2.90	1
1942-43	Jimmy Franks	23	5	14	4	103	4.48	0
	Bill Beveridge	17	4	10	3	89	5.24	1
	Steve Buzinski	9	2	6	1	55	5.89	0
	Lionel Bouvrette	1	0	1	0	6	6.00	0
1943-44	Ken McAuley*	50	6	39	5	310	6.24	0
	Harry Lumley*	1	0	0	0	0	0.00	0
1944-45	Ken McAuley	46	11	25	10	227	4.93	1
	Doug Stevenson	4	0	4	0	20	5.00	0
1945-46	Chuck Rayner	41	12	21	7	151	3.72	1
	Jim Henry	10	1	7	2	39	4.16	1
1946-47	Chuck Rayner	58	22	30	6	177	3.05	5
	Jim Henry	2	0	2	0	9	4.50	0
1947-48	Jim Henry	48	17	18	13	152	3.17	2
	Chuck Rayner	12	4	7	0	42	3.65	0
	Bob DeCourcy	1	0	1	0	6	12.29	0
1948-49	Chuck Rayner	58	16	31	11	168	2.90	7
	Emile Francis	2	2	0	0	4	2.00	0
1949-50	Chuck Rayner	69	28	30	11	181	2.62	6
	Emile Francis	1	0	1	0	8	8.00	0
1950-51	Chuck Rayner	66	19	27	20	185	2.82	2
	Emile Francis	5	1	2	1	14	3.23	0
1951-52	Chuck Rayner	53	18	25	10	156	2.94	2
	Emile Francis	14	4	7	3	41	2.93	0
	Lorne Anderson	3	1	2	0	18	6.00	0
1952-53	Gump Worsley	50	13	29	8	151	3.02	2
	Chuck Rayner	20	4	8	8	58	2.90	1
1953-54	Johnny Bower	70	29	31	10	178	2.54	5
1954-55	Gump Worsley	65	15	33	17	195	3.00	4
	Johnny Bower	5	2	2	1	13	2.60	0
1955-56	Gump Worsley	70	32	28	10	198	2.83	4
1956-57	Gump Worsley	68	26	28	14	216	3.18	3
	Johnny Bower	2	0	2	0	6	3.01	0
1957-58	Gump Worsley	37	21	10	6	86	2.32	4
	Marcel Paille	33	11	15	7	102	3.09	1
1958-59	Gump Worsley	66	26	29	11	193	2.94	2
	Marcel Paille	1	0	0	1	4	4.00	0
	Bruce Gamble	3	0	3	0	11	3.67	0
	Julian Klymkiw	1	0	0	0	2	6.37	0
1959-60	Gump Worsley	39	7	23	8	135	3.52	0
	Marcel Paille	17	6	9	2	67	3.94	1
	Al Rollins	10	3	4	3	31	3.10	0
	Jack McCartan	4	1	1	2	7	1.75	0
	Joe Schaefer	1	0	1	0	5	7.57	0

REGULAR SEASON GOALTENDING STATISTICS

YEAR	GOALTENDER	GP	W	L	T/OT	GA	GAA	SO
1960-61	Gump Worsley	59	20	29	8	190	3.29	1
	Marcel Paille	4	1	2	1	16	4.00	0
	Jack McCartan	8	1	6	1	35	4.77	1
	Joe Schaefer	1	0	1	0	3	3.64	0
1961-62	Gump Worsley	60	22	27	9	172	2.92	2
	Marcel Paille	10	4	4	2	28	2.80	0
	Danny Olesevich	1	0	0	1	2	4.12	0
	Dave Dryden	1	0	1	0	3	4.55	0
1962-63	Gump Worsley	67	22	34	10	217	3.27	2
	Marcel Paille	3	0	1	2	10	3.33	0
	Marcel Pelletier	2	0	1	0	3	4.62	0
1963-64	Jacques Plante	65	22	36	7	220	3.39	3
	Gilles Villemure	5	0	2	3	18	3.60	0
1964-65	Jacques Plante	33	10	17	5	109	3.38	2
	Marcel Paille	39	10	21	7	135	3.58	0
1965-66	Ed Giacomin	36	8	20	6	125	3.69	0
	Cesare Maniago	28	9	14	4	94	3.50	2
	Don Simmons	12	1	7	1	40	4.36	0
1966-67	Ed Giacomin	68	30	27	11	173	2.61	9
	Cesare Maniago	6	0	1	1	14	3.84	0
1967-68	Ed Giacomin	66	36	20	10	160	2.44	8
	Gilles Villemure	4	1	2	0	8	2.40	1
	Don Simmons	5	2	1	2	13	2.61	0
1968-69	Ed Giacomin	70	38	23	7	175	2.56	7
	Gilles Villemure	4	2	1	1	9	2.25	0
	Don Simmons	5	1	2	1	8	2.34	0
1969-70	Ed Giacomin	70	35	21	14	163	2.36	6
	Terry Sawchuk	8	3	1	2	20	2.91	1
1970-71	Ed Giacomin	45	27	10	7	95	2.16	8
	Gilles Villemure	34	22	8	4	78	2.30	4
1971-72	Ed Giacomin	44	24	10	9	115	2.71	1
	Gilles Villemure	37	24	7	4	74	2.09	3
1972-73	Ed Giacomin	43	26	11	6	125	2.91	4
	Gilles Villemure	34	20	12	2	78	2.30	3
	Peter McDuffe	1	1	0	0	1	1.00	0
1973-74	Ed Giacomin	56	30	15	10	168	3.07	5
	Gilles Villemure	21	7	7	3	62	3.53	0
	Peter McDuffe	6	3	2	1	18	3.18	0
1974-75	Gilles Villemure	45	22	14	6	130	3.16	2
	Ed Giacomin	37	13	12	8	120	3.49	1
	Dunc Wilson	3	1	2	0	13	4.35	0
	Curt Ridley	2	1	1	0	7	5.19	0
1975-76	John Davidson	56	22	28	5	212	3.97	3
	Dunc Wilson	20	5	9	3	76	4.24	0
	Doug Soetaert	8	2	2	0	24	5.29	0
	Ed Giacomin	4	0	3	1	19	4.75	0
1976-77	John Davidson	39	14	14	6	125	3.55	1
	Gilles Gratton	41	11	18	7	143	4.23	0
	Doug Soetaert	12	3	4	1	28	2.95	1
	Dave Tataryn	2	1	1	0	10	7.50	0
1977-78	John Davidson	34	14	13	4	98	3.18	1
	Wayne Thomas	41	12	20	7	141	3.60	4
	Hardy Astrom	4	2	2	0	14	3.50	0
	Doug Soetaert	6	2	2	2	20	3.34	0
1978-79	John Davidson	39	20	12	5	131	3.53	0
	Wayne Thomas	31	15	10	3	101	3.64	1
	Doug Soetaert	17	5	7	3	57	3.81	0

REGULAR SEASON GOALTENDING STATISTICS

YEAR	GOALTENDER	GP	W	L	T/OT	GA	GAA	SO
1979-80	John Davidson	41	20	15	4	122	3.18	2
	Steve Baker	27	9	8	6	79	3.41	1
	Wayne Thomas	12	4	7	0	44	3.98	0
	Doug Soetaert	8	5	2	0	33	4.57	0
1980-81	Doug Soetaert	39	16	16	7	152	3.94	0
	Steve Baker	21	10	6	5	73	3.49	2
	Wayne Thomas	10	3	6	1	34	3.42	0
	John Davidson	10	1	7	1	48	5.17	0
	Steve Weeks	1	0	1	0	2	2.04	0
1981-82	Steve Weeks	49	23	16	9	179	3.77	1
	Ed Mio	25	13	6	5	89	3.56	0
	John Davidson	1	1	0	0	1	1.00	0
	John Vanbiesbrouck	1	1	0	0	1	1.00	0
	Steve Baker	6	1	5	0	33	6.03	0
1982-83	Ed Mio	41	16	18	6	136	3.46	2
	John Davidson	2	1	1	0	5	2.50	0
	Steve Baker	3	0	1	0	5	2.98	0
	Glen Hanlon	21	9	10	1	67	3.45	0
	Steve Weeks	18	9	5	3	68	3.92	0
1983-84	Glen Hanlon	50	28	14	4	166	3.52	1
	Steve Weeks	26	10	11	2	90	3.98	0
	Ron Scott	9	2	3	3	29	3.60	0
	John Vanbiesbrouck	3	2	1	0	10	3.35	0
1984-85	Glen Hanlon	44	14	20	7	175	4.19	0
	John Vanbiesbrouck	42	12	24	3	165	4.21	1
1985-86	John Vanbiesbrouck	61	31	21	5	184	3.33	3
	Glen Hanlon	23	5	12	1	65	3.35	0
	Ron Scott	4	0	3	0	11	4.24	0
	Terry Kleisinger	4	0	2	0	14	4.42	0
1986-87	Bob Froese	28	14	11	0	92	3.76	0
	John Vanbiesbrouck	50	18	20	5	161	3.64	0
	Ron Scott	1	0	0	1	5	4.62	0
	Doug Soetaert	13	2	7	2	58	5.17	0
1987-88	John Vanbiesbrouck	56	27	22	7	187	3.38	2
	Bob Froese	25	8	11	3	85	3.54	0
	Ron Scott	2	1	1	0	6	4.01	0
1988-89	John Vanbiesbrouck	56	28	21	4	197	3.69	0
	Bob Froese	30	9	14	4	102	3.78	1
1989-90	Mike Richter	23	12	5	5	66	3.00	0
	Bob Froese	15	5	7	1	45	3.33	0
	John Vanbiesbrouck	47	19	19	7	154	3.38	1
1990-91	Mike Richter	45	21	13	7	135	3.12	0
	John Vanbiesbrouck	40	15	18	6	126	3.35	3
1991-92	John Vanbiesbrouck	45	27	13	3	120	2.85	2
	Mike Richter	41	23	12	2	119	3.11	3
1992-93	John Vanbiesbrouck	48	20	18	7	152	3.31	4
	Mike Richter	38	13	19	3	134	3.82	1
	Corey Hirsch	4	1	2	1	14	3.75	0
1993-94	Mike Richter	68	42	12	6	159	2.57	5
	Glenn Healy	29	10	12	2	69	3.03	2
1994-95	Glenn Healy	17	8	6	1	35	2.36	1
	Mike Richter	35	14	17	2	97	2.92	2
1995-96	Mike Richter	41	24	13	3	107	2.68	3
	Glenn Healy	44	17	14	11	124	2.90	2
	Jamie Ram	1	0	0	0	0	0.00	0
1996-97	Mike Richter	61	33	22	6	161	2.69	4
	Glenn Healy	23	5	12	4	59	2.61	1
1997-98	Mike Richter	72	21	31	15	184	2.66	0
	Dan Cloutier	12	4	5	1	23	2.50	0
	Jason Muzzatti	6	0	3	2	17	3.26	0
1998-99	Mike Richter	68	27	30	8	170	2.63	4
	Dan Cloutier	22	6	8	3	49	2.68	0

REGULAR SEASON GOALTENDING STATISTICS

YEAR	GOALTENDER	GP	W	L	T/OT	GA	GAA	SO
1999-00	Mike Richter	61	22	31	8	173	2.87	0
	Kirk McLean	22	7	8	4	58	2.89	0
	Milan Hnilicka	2	0	1	0	5	3.48	0
	Jean-Francois Labbe	1	0	1	0	3	3.00	0
2000-01	Mike Richter	45	20	21	3	144	3.28	0
	Guy Hebert	13	5	7	1	42	3.43	0
	Kirk McLean	23	8	10	1	71	3.49	0
	Vitali Veremeyev	4	0	4	0	16	4.52	0
	Johan Holmqvist	2	0	2	0	10	5.05	0
	Jason LaBarbera	1	0	0	0	0	0.00	0
2001-02	Mike Richter	55	24	26	4	157	2.95	2
	Dan Blackburn	31	12	16	0	95	3.28	0
	Johan Holmqvist	1	0	0	0	0	0.00	0
2002-03	Mike Dunham	43	19	17	5	94	2.29	5
	Dan Blackburn	32	8	16	4	93	3.17	1
	Mike Richter	13	5	6	1	34	2.94	0
	Johan Holmqvist	1	0	1	0	2	3.08	0
2003-04	Mike Dunham	57	16	30	6	159	3.03	2
	Jussi Markkanen	26	8	12	1	53	2.56	2
	Jamie McLennan	4	1	3	0	12	2.96	0
	Jason LaBarbera	4	1	2	0	16	4.84	0
	Steve Valiquette	2	1	1	0	6	3.00	0
2005-06	Henrik Lundqvist	53	30	12	9	116	2.24	2
	Kevin Weekes	32	14	14	3	91	2.95	0
	Chris Holt	1	0	0	0	0	0.00	0
2006-07	Henrik Lundqvist	70	37	22	8	160	2.34	5
	Kevin Weekes	14	4	6	2	43	3.39	0
	Steve Valiquette	3	1	2	0	6	3.14	0
2007-08	Henrik Lundqvist	72	37	24	10	160	2.23	10
	Steve Valiquette	13	5	3	3	25	2.19	2
2008-09	Henrik Lundqvist	70	38	25	7	168	2.43	3
	Steve Valiquette	15	5	5	2	39	2.84	1
2009-10	Henrik Lundqvist	73	35	27	10	167	2.38	4
	Steve Valiquette	6	2	3	0	19	3.74	1
	Chad Johnson	5	1	2	1	11	2.35	0
	Alex Auld	3	0	1	0	5	2.53	0
	Matt Zaba	1	0	0	0	2	3.56	0
2010-11	Henrik Lundqvist	68	36	27	5	152	2.28	11
	Martin Biron	17	8	6	0	33	2.13	0
	Chad Johnson	1	0	0	0	2	6.00	0
2011-12	Henrik Lundqvist	62	39	18	5	123	1.97	8
	Martin Biron	21	12	6	2	50	2.46	2
2012-13	Henrik Lundqvist	43	24	16	3	88	2.05	2
	Martin Biron	6	2	2	1	13	2.32	0
2013-14	Henrik Lundqvist	63	33	24	5	144	2.36	5
	Cam Talbot	21	12	6	1	33	1.64	3
	Martin Biron	2	0	1	0	9	7.65	0
2014-15	Henrik Lundqvist	46	30	13	3	103	2.25	5
	Cam Talbot	36	21	9	4	77	2.21	5
	Mackenzie Skapski	2	2	0	0	1	0.50	1
2015-16	Henrik Lundqvist	65	35	21	7	156	2.48	4
	Antti Raanta	25	11	6	2	43	2.24	1
	Magnus Hellberg	1	0	0	0	2	6.00	0
2016-17	Henrik Lundqvist	57	31	20	4	148	2.74	2
	Antti Raanta	30	16	8	2	61	2.26	4
	Magnus Hellberg	2	1	0	0	2	1.53	0
2017-18	Henrik Lundqvist	63	26	26	7	174	2.98	2
	Ondrej Pavelec	19	4	9	1	46	3.05	1
	Alexandar Georgiev	10	4	4	1	27	3.15	0
	Brandon Halverson	1	0	0	0	1	4.78	0

*Harry Lumley, spare Detroit goaltender, substituted for McAuley in one period of one game when McAuley was injured. Lumley didn't allow a goal.

ALL-TIME REGULAR SEASON COACHING RESULTS

COACH	SEASONS	GC	W	L	T/OT	PCT.
Lester Patrick	(1926-27 - 1938-39)	604	281	216	107	.554
Frank Boucher	(1939-40 - 12/21/48)	486	166	243	77	.412
Lynn Patrick	(12/21/48 - 1949-50)	107	40	51	16	.449
Neil Colville	(1950-51 - 12/6/51)	93	26	41	26	.419
Bill Cook	(12/6/51 - 1952-53)	117	34	59	24	.393
Frank Boucher	(1953-54 - 1/6/54)	39	13	20	6	.410
Muzz Patrick	(1/6/54 -1954-55)	105	35	47	23	.443
Phil Watson	(1955-56 - 11/12/59)	294	118	124	52	.490
Alf Pike	(11/18/59 - 1960-61)	123	36	66	21	.378
Doug Harvey	(5/30/61 -1961-62)	70	26	32	12	.457
Muzz Patrick	(9/7/62 - 12/28/62)	34	11	19	4	.382
Red Sullivan	(12/28/62 - 12/5/65)	196	58	103	35	.385
Emile Francis	(12/5/65 - 6/4/68)	193	81	82	30	.497
Bernie Geoffrion	(6/4/68 - 1/17/69)	43	22	18	3	.547
Emile Francis	(1/17/69 - 6/4/73)	344	202	88	54	.666
Larry Popein	(6/4/73 - 1/11/74)	41	18	14	9	.549
Emile Francis	(1/11/74 - 5/19/75)	117	59	39	19	.585
Ron Stewart	(5/19/75 - 1/7/76)	39	15	20	4	.436
John Ferguson	(1/7/76 - 8/22/77)	121	43	59	19	.434
Jean-Guy Talbot	(8/22/77 - 6/2/78)	80	30	37	13	.456
Fred Shero	(6/2/78 - 11/22/80)	180	82	74	24	.522
Craig Patrick	(11/22/80 - 6/4/81)	60	26	23	11	.525
Herb Brooks	(6/4/81 - 1/21/85)	285	131	113	41	.532
Craig Patrick	(1/21/85 - 6/19/85)	35	11	22	2	.343
Ted Sator	(6/19/85 - 11/21/86)	99	41	48	10	.465
* Phil Esposito	(1986 - 87)	43	24	19	0	.558
* Tom Webster	(1986 - 87)	16	5	7	4	.474
* Wayne Cashman/Ed Giacomin	(1986 - 87)	2	0	2	0	.000
Michel Bergeron	(6/18/87 - 4/1/89)	158	73	67	18	.519
Phil Esposito	(4/1/89 - 5/24/89)	2	0	2	0	.000
Roger Neilson	(8/15/89 - 1/4/93)	280	141	104	35	.566
Ron Smith	(1/4/93 - 4/16/93)	44	15	22	7	.421
Mike Keenan	(4/17/93 - 7/24/94)	84	52	24	8	.667
Colin Campbell	(8/10/94 - 2/18/98)	269	118	108	43	.519
*** John Muckler	(2/19/98 - 3/28/00)	185	70	91	24	.443
** John Tortorella	(3/28/00 - 4/9/00)	4	0	3	1	.125
*** Ron Low	(7/12/00 - 4/15/02)	164	69	86	9	.463
*** Bryan Trottier	(6/6/02 - 1/26/03)	54	21	27	6	.444
*** Glen Sather	(1/30/03 - 2/25/04)	90	33	46	11	.428
*** Tom Renney	(2/25/04 - 2/23/09)	327	164	121	42	.566
*** John Tortorella	(2/23/09 - 5/29/13)	315	171	115	29	.589
*** Alain Vigneault	(6/21/13 – 4/7/18)	410	226	147	37	.596

* Due to illness to Tom Webster, head coaching situation changed several times during season.

** John Tortorella served as interim coach for the remainder of the 1999-00 season, replacing John Muckler.

*** From 1999-00 through 2003-04, coaches were charged with a loss if their team lost in overtime, even though the team was not credited with a loss. Beginning in 2005-06, coaches were no longer charged with a loss if the team lost in overtime or a shootout, instead receiving a mark in the "OT" column. For career records, this statistic is incorporated in the third column, in addition to career ties.

ALL-TIME RESULTS GAME-BY-GAME

1926-27

GAME	DATE		OPPONENT	SCORE	RESULT
1	11-16		MTLM	1-0	W
2	11-20	@	TOR	5-1	W
3	11-25	@	PIT	0-2	L
4	11-27	@	MTL	2-0	W
5	11-30		CHI	4-3*	W
6	12-4	@	DET	0-1	L
7	12-7	@	BOS	1-0	W
8	12-12		BOS	2-1*	W
9	12-15	@	CHI	2-6	L
10	12-19		DET	1-1	T
11	12-21		PIT	1-0	W
12	12-23	@	OTT	0-1	L
13	12-26	@	NYA	2-5	L
14	12-28		OTT	2-3*	L
15	1-1	@	CHI	4-0	W

1926-27 (CONT'D)

GAME	DATE		OPPONENT	SCORE	RESULT
16	1-6		MTL	1-0	W
17	1-9		DET	4-1	W
18	1-11	@	MTLM	3-2	W
19	1-13		TOR	1-1	T
20	1-16		CHI	5-4	W
21	1-18	@	BOS	3-7	L
22	1-20		BOS	2-2	T
23	1-23		NYA	2-0	W
24	1-27	@	MTL	3-2	W
25	1-29	@	DET	2-0	W
26	2-1		MTL	0-1*	L
27	2-6		PIT	2-1	W
28	2-10	@	TOR	3-2	W
29	2-12	@	PIT	3-2*	W
30	2-15	@	OTT	2-2	T

1926-27 (CONT'D)

GAME	DATE		OPPONENT	SCORE	RESULT
31	2-17		MTLM	1-4	L
32	2-20		BOS	3-1	W
33	2-22		TOR	2-3*	L
34	2-24		OTT	0-1*	L
35	2-27	@	NYA	4-1	W
36	3-1	@	CHI	0-3	L
37	3-5	@	MTLM	0-0	T
38	3-13		DET	2-2	T
39	3-15	@	PIT	5-0	W
40	3-17	@	DET	2-0	W
41	3-20		NYA	2-1	W
42	3-22		PIT	4-1	W
43	3-25		CHI	4-0	W
44	3-26	@	BOS	3-4*	L

1927-28

GAME	DATE		OPPONENT	SCORE	RESULT
1	11-15	@	TOR	4-2	W
2	11-17		OTT	3-2	W
3	11-20	@	NYA	2-1	W
4	11-22		MTLM	3-4	L
5	11-27		BOS	1-1	T
6	11-29	@	OTT	2-1	W
7	12-1	@	MTLM	1-1	T
8	12-3	@	CHI	2-4	L
9	12-4	@	DET	3-1	W
10	12-6	@	PIT	2-2	T
11	12-11		MTL	0-2	L
12	12-13	@	BOS	3-2	W
13	12-15		DET	1-2	L
14	12-20		PIT	2-0	W
15	12-25		CHI	2-0	W

1927-28 (CONT'D)

GAME	DATE		OPPONENT	SCORE	RESULT
16	12-27	@	BOS	0-2	L
17	12-29		NYA	3-3	T
18	12-31	@	MTL	0-1	L
19	1-3		DET	2-4	L
20	1-8		CHI	5-0	W
21	1-12		BOS	2-2	T
22	1-14	@	TOR	1-6	L
23	1-15	@	DET	2-1	W
24	1-17		TOR	1-2	L
25	1-22		PIT	4-1	W
26	1-26		DET	3-0	W
27	1-29	@	NYA	7-0	W
28	1-31		MTLM	3-1	W
29	2-4	@	PIT	2-4	L
30	2-7		OTT	0-0	T

1927-28 (CONT'D)

GAME	DATE		OPPONENT	SCORE	RESULT
31	2-8	@	OTT	0-0	T
32	2-12		CHI	0-3	L
33	2-19		BOS	0-2	L
34	2-23		PIT	3-0	W
35	2-25	@	CHI	1-0	W
36	2-26	@	DET	0-0	T
37	2-28		TOR	1-0	W
38	3-6	@	MTLM	1-3	L
39	3-8	@	MTL	3-4	L
40	3-10	@	BOS	3-3	T
41	3-13		MTL	1-4	L
42	3-18		NYA	7-3	W
43	3-21	@	CHI	6-1	W
44	3-24	@	PIT	2-4	L

1928-29

GAME	DATE		OPPONENT	SCORE	RESULT
1	11-15	@	DET	2-0	W
2	11-18	@	NYA	1-1	T
3	11-20		MTLM	0-1	L
4	11-22	@	CHI	2-1	W
5	11-25		PIT	2-0	W
6	11-29		CHI	2-1*	W
7	12-1	@	MTLM	0-3	L
8	12-4	@	BOS	0-2	L
9	12-6	@	PIT	0-0	T
10	12-9	@	DET	2-2	T
11	12-11		TOR	3-2	W
12	12-13	@	MTL	3-2*	W
13	12-16		DET	3-0	W
14	12-20		OTT	1-0	W
15	12-25		NYA	0-1	L

1928-29 (CONT'D)

GAME	DATE		OPPONENT	SCORE	RESULT
16	12-30		BOS	2-0	W
17	1-1	@	TOR	3-2	W
18	1-3		PIT	2-2	T
19	1-6	@	NYA	0-0	T
20	1-10	@	OTT	9-3	W
21	1-13		DET	1-0	W
22	1-15		@ BOS	1-4	L
23	1-17		CHI	1-0	W
24	1-19	@	MTL	0-0	T
25	1-22		TOR	1-0	W
26	1-24	@	PIT	3-1	W
27	1-27		BOS	1-2	L
28	1-28		MTL	0-1	L
29	1-31		NYA	2-1	W
30	2-2	@	CHI	3-2	W

1928-29 (CONT'D)

GAME	DATE		OPPONENT	SCORE	RESULT
31	2-5		MTLM	1-1	T
32	2-7	@	OTT	1-2	L
33	2-10		MTL	3-3	T
34	2-14	@	TOR	1-3	L
35	2-17		PIT	2-1	W
36	2-21		DET	0-1	L
37	2-23	@	MTLM	1-9	L
38	2-26		OTT	2-0	W
39	2-28	@	CHI	0-0	T
40	3-3	@	DET	3-2	W
41	3-5	@	BOS	1-2	L
42	3-10		BOS	2-3	L
43	3-14		CHI	1-1	T
44	3-17	@	PIT	4-3	W

1929-30

GAME	DATE		OPPONENT	SCORE	RESULT
1	11-14	@	MTLM	2-1	W
2	11-17		DET	5-5	T
3	11-19	@	BOS	2-3	L
4	11-21		MTLM	2-1	W
5	11-23	@	PIT	5-3	W
6	11-26		TOR	3-4	L
7	11-28	@	CHI	3-2	W
8	12-1	@	DET	3-4	L
9	12-8		PIT	5-1	W
10	12-12		MTL	8-3	W
11	12-14	@	TOR	6-7*	L
12	12-17		NYA	6-2	W
13	12-19	@	MTL	2-7	L
14	12-22		CHI	3-1	W
15	12-26		BOS	2-4	L

1929-30 (CONT'D)

GAME	DATE		OPPONENT	SCORE	RESULT
16	12-28	@	OTT	3-1	W
17	12-31		OTT	1-1	T
18	1-2	@	NYA	1-7	L
19	1-5		PIT	8-3	W
20	1-7	@	BOS	0-3	L
21	1-9		MTLM	4-5	L
22	1-12	@	CHI	1-2	L
23	1-14		DET	3-0	W
24	1-18	@	PIT	6-5	W
25	1-19		CHI	4-1	W
26	1-23		OTT	6-3	W
27	1-26	@	DET	3-7	L
28	1-28		NYA	4-3*	W
29	2-2		BOS	3-3	T
30	2-4	@	NYA	3-5	L

1929-30 (CONT'D)

GAME	DATE		OPPONENT	SCORE	RESULT
31	2-6		DET	1-1	T
32	2-8	@	OTT	2-2	T
33	2-11	@	MTLM	2-5	L
34	2-13		PIT	4-1	W
35	2-18		TOR	1-5	L
36	2-23		BOS	2-3	L
37	2-27		CHI	1-1	T
38	3-1	@	TOR	3-3	T
39	3-2	@	DET	2-2	T
40	3-4	@	CHI	2-2	T
41	3-8	@	MTL	0-6	L
42	3-11		MTL	3-3	T
43	3-16	@	PIT	4-3*	W
44	3-18	@	BOS	2-9	L

ALL-TIME RESULTS GAME-BY-GAME

1930-31

GAME	DATE		OPPONENT	SCORE	RESULT
1	11-11	@	PHI	3-0	W
2	11-13	@	DET	0-1	L
3	11-16	@	CHI	1-1	T
4	11-18		NYA	0-0	T
5	11-23		PHI	5-2	W
6	11-25	@	MTLM	2-5	L
7	11-27		CHI	0-4	L
8	11-29	@	PHI	6-3	W
9	12-4	@	MTL	4-5	L
10	12-6	@	TOR	2-4	L
11	12-9		OTT	3-2	W
12	12-14		DET	3-0	W
13	12-18		BOS	2-4	L
14	12-20	@	BOS	2-2	T
15	12-23		MTL	5-1	W

1930-31 (CONT'D)

GAME	DATE		OPPONENT	SCORE	RESULT
16	12-25	@	OTT	4-1	W
17	12-28		PHI	4-2	W
18	12-30	@	NYA	2-2	T
19	1-1		BOS	3-4*	L
20	1-6		MTLM	5-1	W
21	1-8	@	DET	1-0	W
22	1-11		CHI	0-2	L
23	1-13	@	BOS	2-2	T
24	1-15		TOR	1-1	T
25	1-18	@	CHI	1-2	L
26	1-20		MTL	2-3*	L
27	1-25		DET	0-1	L
28	1-29		BOS	3-4	L
29	1-31	@	MTLM	2-2	T
30	2-3		MTLM	3-0	W

1930-31 (CONT'D)

GAME	DATE		OPPONENT	SCORE	RESULT
31	2-5	@	NYA	2-0	W
32	2-8		CHI	2-3	L
33	2-10	@	PHI	3-1	W
34	2-12	@	DET	1-1	T
35	2-15	@	CHI	2-1	W
36	2-17		OTT	4-5	L
37	2-22		PHI	6-1	W
38	2-26		TOR	4-1	W
39	3-3	@	BOS	1-4	L
40	3-5	@	MTL	2-1	W
41	3-7	@	TOR	2-5	L
42	3-10		DET	3-2	W
43	3-15		NYA	0-0	T
44	3-17	@	OTT	3-1	W

1931-32

GAME	DATE		OPPONENT	SCORE	RESULT
1	11-12	@	MTL	4-1	W
2	11-15		DET	1-2	L
3	11-17	@	NYA	3-0	W
4	11-19		BOS	2-1	W
5	11-21	@	TOR	5-3	W
6	11-24		CHI	1-1	T
7	11-29	@	CHI	5-0	W
8	12-3	@	DET	1-1	T
9	12-8		TOR	2-4	L
10	12-10	@	MTLM	3-2	W
11	12-13		NYA	2-1	W
12	12-15	@	BOS	2-2	T
13	12-17		MTLM	5-4*	W
14	12-19	@	MTL	2-2	T
15	12-22		MTL	6-2	W
16	12-25	@	NYA	6-0	W

1931-32 (CONT'D)

GAME	DATE		OPPONENT	SCORE	RESULT
17	12-27		CHI	3-1	W
18	1-1		DET	3-0	W
19	1-3	@	CHI	1-1	T
20	1-5		MTLM	2-0	W
21	1-7	@	MTLM	3-4	L
22	1-10		TOR	2-0	W
23	1-12	@	BOS	5-3*	W
24	1-14		BOS	3-1	W
25	1-17	@	DET	2-4	L
26	1-19		MTL	3-5	L
27	1-24		DET	4-3*	W
28	1-28		BOS	1-4	L
29	1-30	@	TOR	3-6*	L
30	1-31	@	CHI	3-0	W
31	2-2		MTL	1-4	L
32	2-7		CHI	1-0	W

1931-32 (CONT'D)

GAME	DATE		OPPONENT	SCORE	RESULT
33	2-9	@	BOS	1-2	L
34	2-13	@	MTL	1-3	L
35	2-16		DET	2-2	T
36	2-18	@	TOR	3-5	L
37	2-21		NYA	2-3	L
38	2-23	@	BOS	2-0*	W
39	2-25		BOS	3-3	T
40	3-3	@	DET	2-1	W
41	3-6	@	CHI	3-4*	L
42	3-8		CHI	6-1	W
43	3-10	@	NYA	1-5	L
44	3-13		MTLM	4-4	T
45	3-15	@	MTLM	3-4	L
46	3-17		TOR	3-6	L
47	3-20		NYA	4-2	W
48	3-22	@	DET	4-5	L

1932-33

GAME	DATE		OPPONENT	SCORE	RESULT
1	11-10	@	MTLM	4-2	W
2	11-12	@	TOR	2-4	L
3	11-20		TOR	7-0	W
4	11-24		CHI	1-1	T
5	11-29	@	BOS	6-4	W
6	12-1	@	DET	4-2	W
7	12-4	@	CHI	3-4	L
8	12-6		MTL	5-3	W
9	12-8	@	NYA	3-1	W
10	12-11		BOS	3-1*	W
11	12-13	@	MTL	1-1	T
12	12-15		NYA	3-2	W
13	12-17	@	OTT	2-2	T
14	12-20		DET	1-4	L
15	12-25		MTLM	2-0	W
16	12-29		OTT	4-2	W

1932-33 (CONT'D)

GAME	DATE		OPPONENT	SCORE	RESULT
17	12-31	@	MTLM	2-4	L
18	1-3		TOR	4-2	W
19	1-8		NYA	2-2	T
20	1-10	@	TOR	2-3	L
21	1-12		BOS	3-1	W
22	1-15	@	CHI	5-0	W
23	1-17	@	DET	0-2	L
24	1-19		MTL	2-1	W
25	1-22		MTLM	0-5	L
26	1-24	@	NYA	3-2	W
27	1-26		CHI	1-3	L
28	1-28	@	OTT	9-2	W
29	1-31		DET	1-2	L
30	2-2	@	MTLM	2-2	T
31	2-5		NYA	4-1	W
32	2-7	@	BOS	1-2	L

1932-33 (CONT'D)

GAME	DATE		OPPONENT	SCORE	RESULT
33	2-9		OTT	3-3	T
34	2-11	@	TOR	1-2	L
35	2-14	@	OTT	3-1	W
36	2-16		TOR	2-5	L
37	2-18	@	MTL	3-1	W
38	2-21		CHI	2-2	T
39	2-23	@	DET	0-3	L
40	2-26	@	CHI	4-1	W
41	3-5		BOS	1-2	L
42	3-9		DET	3-2	W
43	3-12	@	NYA	8-2	W
44	3-14		OTT	3-3	T
45	3-16	@	MTL	1-2	L
46	3-19		MTLM	3-6	L
47	3-21	@	BOS	2-3	L
48	3-23		MTL	4-2	W

1933-34

GAME	DATE		OPPONENT	SCORE	RESULT
1	11-11	@	TOR	3-4	L
2	11-12	@	CHI	0-1	L
3	11-16		DET	2-1	W
4	11-19	@	DET	1-4	L
5	11-21		TOR	1-1	T
6	11-25	@	MTLM	0-1	L
7	12-2	@	BOS	3-0	W
8	12-3		CHI	1-0*	W
9	12-7		MTL	0-0	T
10	12-9	@	MTL	4-2	W
11	12-12		NYA	0-3	L
12	12-14	@	OTT	4-3	W
13	12-17		BOS	2-2	T
14	12-21		OTT	0-0	T
15	12-24	@	NYA	3-1	W
16	12-25		MTLM	3-0	W

1933-34 (CONT'D)

GAME	DATE		OPPONENT	SCORE	RESULT
17	12-28		TOR	2-2	T
18	12-31		NYA	1-3	L
19	1-2		MTL	3-2	W
20	1-4	@	DET	1-3	L
21	1-7	@	CHI	1-1	T
22	1-9		DET	2-1	W
23	1-11	@	OTT	5-3	W
24	1-14		MTLM	3-1	W
25	1-16	@	NYA	1-2	L
26	1-18		CHI	5-0	W
27	1-20	@	MTL	4-5	L
28	1-23		OTT	5-2	W
29	1-25	@	OTT	6-3	W
30	1-28		BOS	4-2	W
31	1-30	@	BOS	1-2	L
32	2-1		TOR	5-5	T

1933-34 (CONT'D)

GAME	DATE		OPPONENT	SCORE	RESULT
33	2-3	@	MTLM	4-2	W
34	2-6		MTL	3-0	W
35	2-11		NYA	3-4	L
36	2-13	@	BOS	6-4	W
37	2-15	@	MTL	2-5	L
38	2-18		CHI	1-2	L
39	2-22		DET	3-1	W
40	2-24	@	TOR	3-8	L
41	2-27	@	DET	1-5	L
42	3-1	@	CHI	3-1	W
43	3-6		OTT	4-5*	L
44	3-8	@	MTLM	2-2	T
45	3-11		MTLM	3-7*	L
46	3-13	@	NYA	2-1	W
47	3-15		BOS	2-3	L
48	3-17	@	TOR	2-3	L

ALL-TIME RESULTS GAME-BY-GAME

1934-35

GAME	DATE		OPPONENT	SCORE	RESULT
1	11-10	@	STL	2-4	L
2	11-15	@	DET	2-8	L
3	11-18		STL	5-0	W
4	11-22		DET	4-3*	W
5	11-25	@	NYA	1-3	L
6	11-27		MTL	2-3	L
7	12-1		MTLM	2-5	L
8	12-4	@	MTL	3-5	L
9	12-8	@	TOR	5-2	W
10	12-9	@	CHI	0-4	L
11	12-11		TOR	4-8	L
12	12-16		BOS	2-1	W
13	12-18	@	BOS	3-5	L
14	12-20		CHI	1-4	L
15	12-22	@	MTLM	2-1	W
16	12-25		NYA	3-1	W

1934-35 (CONT'D)

GAME	DATE		OPPONENT	SCORE	RESULT
17	12-30		BOS	0-0	T
18	1-1	@	BOS	2-5	L
19	1-3		DET	3-2	W
20	1-8		MTLM	1-1	T
21	1-12	@	NYA	3-1	W
22	1-13		STL	3-2	W
23	1-15		NYA	1-1	T
24	1-20		MTL	7-1	W
25	1-22	@	MTL	7-0	W
26	1-24		CHI	3-3	T
27	1-27	@	NYA	4-2	W
28	1-29		TOR	7-5	W
29	1-31	@	TOR	3-2	W
30	2-3		DET	5-3	W
31	2-5	@	MTLM	5-4	W
32	2-7		NYA	4-6	L

1934-35 (CONT'D)

GAME	DATE		OPPONENT	SCORE	RESULT
33	2-10	@	CHI	2-1	W
34	2-12	@	STL	5-1	W
35	2-14		TOR	3-0	W
36	2-16	@	TOR	1-5	L
37	2-17	@	DET	5-3*	W
38	2-19		STL	2-1	W
39	2-24		BOS	0-0	T
40	2-26	@	MTLM	1-3	L
41	2-28		MTLM	2-5	L
42	3-5	@	BOS	1-3	L
43	3-7	@	DET	1-6	L
44	3-9	@	STL	5-1	W
45	3-10	@	CHI	1-1	T
46	3-12		MTL	3-4	L
47	3-14	@	MTL	4-5	L
48	3-17		CHI	2-5	L

1935-36

GAME	DATE		OPPONENT	SCORE	RESULT
1	11-10	@	DET	1-1	T
2	11-12	@	MTL	2-1*	W
3	11-14		TOR	0-1	L
4	11-16	@	TOR	2-3	L
5	11-17	@	CHI	0-3	L
6	11-19		DET	2-2	T
7	11-24		BOS	1-0	W
8	11-25	@	NYA	1-0	W
9	11-28		CHI	2-1	W
10	12-1	@	BOS	0-2	L
11	12-8		MTLM	3-3	T
12	12-12		NYA	5-2*	W
13	12-14	@	MTLM	6-2	W
14	12-15	@	DET	2-4	L
15	12-17		MTL	1-1	T
16	12-22		BOS	3-1	W

1935-36 (CONT'D)

GAME	DATE		OPPONENT	SCORE	RESULT
17	12-25	@	BOS	3-2	W
18	12-28	@	TOR	3-9	L
19	12-29	@	CHI	1-3	L
20	12-31		MTLM	1-0	W
21	1-2		NYA	3-6	L
22	1-5	@	NYA	0-0	T
23	1-7		DET	1-2	L
24	1-12		BOS	3-6	L
25	1-14	@	MTLM	2-1	W
26	1-16		TOR	1-0	W
27	1-18	@	MTL	1-3	L
28	1-21		CHI	0-1	L
29	1-23	@	DET	2-4	L
30	1-26	@	CHI	1-2	L
31	1-28		MTL	3-2*	W
32	2-2		MTLM	4-2	W

1935-36 (CONT'D)

GAME	DATE		OPPONENT	SCORE	RESULT
33	2-4		DET	4-4	T
34	2-9		BOS	2-0	W
35	2-11	@	MTL	1-1	T
36	2-16		MTL	1-1	T
37	2-20		CHI	1-1	T
38	2-23	@	BOS	4-3	W
39	2-25	@	TOR	2-2	T
40	2-27	@	DET	2-4	L
41	3-1	@	CHI	1-2	L
42	3-3		TOR	0-0	T
43	3-8		NYA	0-1	L
44	3-10	@	MTLM	0-0	T
45	3-12		DET	4-3*	W
46	3-15	@	NYA	2-1	W
47	3-17		CHI	4-2	W
48	3-22	@	BOS	3-1	W

1936-37

GAME	DATE		OPPONENT	SCORE	RESULT
1	11-8	@	DET	2-5	L
2	11-10	@	MTLM	4-1	W
3	11-15		NYA	1-2	L
4	11-17	@	BOS	6-1	W
5	11-19		DET	1-0	W
6	11-21	@	MTL	1-3*	L
7	11-24		TOR	5-1	W
8	11-26	@	NYA	3-1	W
9	11-28		BOS	2-2	T
10	12-3	@	DET	0-2	L
11	12-6	@	CHI	2-1	W
12	12-8		CHI	0-0	T
13	12-12	@	TOR	5-3*	W
14	12-15		MTLM	2-2	T
15	12-19	@	MTL	2-4*	L
16	12-20		MTL	5-3*	W

1936-37 (CONT'D)

GAME	DATE		OPPONENT	SCORE	RESULT
17	12-27		CHI	1-0	W
18	12-29	@	NYA	5-1	W
19	12-31		BOS	2-2	T
20	1-3	@	BOS	2-3	L
21	1-5		NYA	7-1	W
22	1-9	@	MTLM	3-2	W
23	1-10		MTLM	2-5	L
24	1-14		DET	0-2	L
25	1-19		MTL	1-1	T
26	1-21	@	CHI	0-2	L
27	1-23	@	TOR	0-4	L
28	1-24		TOR	4-2	W
29	1-26	@	BOS	3-0	W
30	1-28		BOS	1-1	T
31	2-2		DET	4-4	T
32	2-4	@	DET	2-2	T

1936-37 (CONT'D)

GAME	DATE		OPPONENT	SCORE	RESULT
33	2-6	@	MTLM	2-4	L
34	2-7		MTLM	1-1	T
35	2-9	@	TOR	5-1	W
36	2-11	@	CHI	2-5	L
37	2-14		NYA	4-5	L
38	2-16	@	BOS	2-3	L
39	2-18		CHI	2-1*	W
40	2-23		TOR	2-1	W
41	2-28	@	CHI	3-4	L
42	3-4	@	DET	1-2	L
43	3-7		BOS	0-1	L
44	3-9	@	NYA	8-7*	W
45	3-11		DET	2-4	L
46	3-13	@	MTL	0-1	L
47	3-16		CHI	3-4	L
48	3-21		MTL	3-1	W

1937-38

GAME	DATE		OPPONENT	SCORE	RESULT
1	11-7	@	DET	3-0	W
2	11-11		CHI	1-3	L
3	11-14	@	BOS	2-3	L
4	11-16		NYA	1-0	W
5	11-20	@	MTLM	3-0	W
6	11-21		MTLM	3-3	T
7	11-25		TOR	1-3	L
8	11-27	@	MTL	1-2	L
9	12-2	@	CHI	1-2	L
10	12-5		BOS	4-0	W
11	12-11	@	TOR	6-3	W
12	12-12	@	DET	5-2	W
13	12-14		DET	3-1	W
14	12-16	@	NYA	2-0	W
15	12-19		MTL	2-2	T
16	12-23	@	MTLM	4-0	W

1937-38 (CONT'D)

GAME	DATE		OPPONENT	SCORE	RESULT
17	12-26		CHI	1-3	L
18	12-28	@	BOS	2-3	L
19	12-31		BOS	5-3	W
20	1-4		NYA	5-5	T
21	1-6	@	CHI	4-1	W
22	1-8	@	TOR	2-3	L
23	1-9		DET	4-1	W
24	1-13		DET	3-3	T
25	1-16	@	NYA	4-0	W
26	1-18		MTL	3-1*	W
27	1-23		MTLM	8-2	W
28	1-25	@	BOS	3-2	W
29	1-27	@	MTL	2-4	L
30	1-30	@	CHI	2-2	T
31	2-1		CHI	6-1	W
32	2-6		TOR	2-1	W

1937-38 (CONT'D)

GAME	DATE		OPPONENT	SCORE	RESULT
33	2-10	@	DET	4-0	W
34	2-12	@	MTLM	5-3	W
35	2-13		MTLM	4-1	W
36	2-17		BOS	2-3*	L
37	2-20	@	BOS	2-3*	L
38	2-22		MTL	1-2	L
39	2-24		CHI	6-3	W
40	2-26	@	TOR	4-2	W
41	2-27	@	CHI	4-1	W
42	3-3		DET	4-3	W
43	3-6	@	NYA	1-3	L
44	3-8		TOR	4-3	W
45	3-13		BOS	1-2	L
46	3-17		NYA	5-3	W
47	3-19	@	MTL	1-1	T
48	3-20	@	DET	3-4	L

*Overtime

ALL-TIME RESULTS GAME-BY-GAME

1938-39

GAME	DATE		OPPONENT	SCORE	RESULT
1	11-13	@	DET	4-3	W
2	11-15		DET	2-0	W
3	11-17	@	CHI	1-0	W
4	11-20		MTL	2-1	W
5	11-22	@	BOS	2-4	L
6	11-24		TOR	6-2	W
7	11-27		CHI	0-1	L
8	12-4	@	NYA	6-1	W
9	12-8	@	MTL	6-5	W
10	12-11		BOS	0-3	L
11	12-15		NYA	1-1	T
12	12-17	@	TOR	3-2	W
13	12-18	@	CHI	0-5	L
14	12-20		DET	6-2	W
15	12-22	@	MTL	5-2	W
16	12-25	@	BOS	1-0	W

1938-39 (CONT'D)

GAME	DATE		OPPONENT	SCORE	RESULT
17	12-28		TOR	0-2	L
18	12-31		BOS	2-1*	W
19	1-2		DET	3-0	W
20	1-5	@	MTL	2-2	T
21	1-8		NYA	5-2	W
22	1-10	@	NYA	0-1*	L
23	1-12		CHI	6-0	W
24	1-15	@	CHI	1-1	T
25	1-19	@	DET	3-4	L
26	1-22		MTL	7-3	W
27	1-26		NYA	0-1	L
28	1-31		CHI	3-2	W
29	2-2	@	NYA	7-0	W
30	2-4	@	TOR	4-2	W
31	2-5		TOR	5-5	T
32	2-9		BOS	2-4	L

1938-39 (CONT'D)

GAME	DATE		OPPONENT	SCORE	RESULT
33	2-12	@	BOS	3-2	W
34	2-16		NYA	2-1	W
35	2-18	@	TOR	1-2	L
36	2-21		DET	7-3	W
37	2-23	@	DET	4-2	W
38	2-25	@	MTL	1-1	T
39	2-26		MTL	0-3	L
40	3-2		CHI	1-3	L
41	3-5	@	BOS	3-5*	L
42	3-7		MTL	2-2	T
43	3-9	@	CHI	8-3	W
44	3-12		BOS	2-4	L
45	3-14	@	DET	2-3	L
46	3-16	@	NYA	11-5	W
47	3-18	@	TOR	1-2	L
48	3-19		TOR	6-2	W

1939-40

GAME	DATE		OPPONENT	SCORE	RESULT
1	11-5	@	DET	1-1	T
2	11-11	@	TOR	1-1	T
3	11-12		TOR	0-1	L
4	11-16		CHI	2-3	L
5	11-18	@	NYA	3-1	W
6	11-19		MTL	1-2*	L
7	11-23	@	MTL	1-1	T
8	11-26	@	BOS	2-2	T
9	11-28		DET	4-1	W
10	11-30	@	CHI	7-2	W
11	12-2		NYA	1-1	T
12	12-10		BOS	3-2	W
13	12-14		DET	2-2	T
14	12-16	@	MTL	4-2	W
15	12-17	@	DET	0-0	T
16	12-19		MTL	5-2	W

1939-40 (CONT'D)

GAME	DATE		OPPONENT	SCORE	RESULT
17	12-23		CHI	7-1	W
18	12-25		TOR	4-1	W
19	12-29		BOS	4-0	W
20	12-31		NYA	5-2	W
21	1-2	@	BOS	6-4	W
22	1-4	@	NYA	6-2	W
23	1-7		DET	3-0	W
24	1-11		CHI	5-3	W
25	1-13	@	TOR	4-1	W
26	1-14	@	CHI	1-2	L
27	1-18	@	MTL	1-0	W
28	1-21		BOS	4-2	W
29	1-23	@	NYA	5-3	W
30	1-25		TOR	3-0	W
31	1-28		NYA	4-2	W
32	2-1	@	DET	0-2	L

1939-40 (CONT'D)

GAME	DATE		OPPONENT	SCORE	RESULT
33	2-4		MTL	9-0	W
34	2-6	@	BOS	2-6	L
35	2-8		TOR	2-1	W
36	2-10	@	TOR	4-4	T
37	2-11	@	CHI	0-3	L
38	2-15		DET	3-1	W
39	2-18	@	DET	0-2	L
40	2-22	@	NYA	0-1*	L
41	2-24	@	MTL	2-0	W
42	2-25		MTL	6-2	W
43	2-29		CHI	1-2	L
44	3-2	@	TOR	1-1	T
45	3-3	@	CHI	2-1	W
46	3-10		NYA	4-2	W
47	3-12	@	BOS	1-2	L
48	3-14		BOS	0-0	T

1940-41

GAME	DATE		OPPONENT	SCORE	RESULT
1	11-2	@	TOR	4-1	W
2	11-10	@	DET	2-2	T
3	11-16		DET	3-3	T
4	11-19		NYA	3-2	W
5	11-23		BOS	1-2	L
6	11-26		TOR	2-4	L
7	11-28	@	NYA	1-2	L
8	11-30		MTL	6-1	W
9	12-1	@	CHI	1-4	L
10	12-5	@	MTL	3-2	W
11	12-8		DET	1-3	L
12	12-10	@	BOS	2-6	L
13	12-13	@	DET	2-3*	L
14	12-15		NYA	6-3	W
15	12-19		BOS	5-3	W
16	12-22	@	CHI	1-3*	L

1940-41 (CONT'D)

GAME	DATE		OPPONENT	SCORE	RESULT
17	12-25		CHI	3-3	T
18	12-28	@	TOR	2-3	L
19	12-29		TOR	3-2	W
20	12-31	@	BOS	2-2	T
21	1-1		MTL	1-2	L
22	1-4	@	MTL	3-3	T
23	1-5	@	NYA	6-2	W
24	1-7		CHI	2-3	L
25	1-9	@	TOR	2-3*	L
26	1-12		NYA	3-1	W
27	1-14		DET	3-3	T
28	1-16		BOS	2-2	T
29	1-19	@	DET	2-1	W
30	1-21	@	BOS	3-4*	L
31	1-26	@	CHI	1-4	L
32	2-2		MTL	2-1	W

1940-41 (CONT'D)

GAME	DATE		OPPONENT	SCORE	RESULT
33	2-4	@	NYA	2-2	T
34	2-6		CHI	6-2	W
35	2-9	@	CHI	2-1	W
36	2-11	@	MTL	2-6	L
37	2-13		BOS	3-5	L
38	2-15	@	TOR	3-4	L
39	2-16		TOR	1-4	L
40	2-18	@	NYA	5-2	W
41	2-23		CHI	4-1	W
42	2-25	@	BOS	2-0	W
43	2-27		MTL	5-2	W
44	3-1	@	MTL	3-1	W
45	3-2	@	DET	2-4*	L
46	3-4		DET	6-0	W
47	3-9		TOR	8-5	W
48	3-16		NYA	6-3	W

1941-42

GAME	DATE		OPPONENT	SCORE	RESULT
1	11-1	@	TOR	4-3	W
2	11-9	@	DET	3-1	W
3	11-15		BOS	1-2	L
4	11-16	@	BOS	1-2	L
5	11-18		TOR	6-8	L
6	11-20		BRO	1-4	L
7	11-22	@	MTL	7-2	W
8	11-23		MTL	4-6	L
9	11-25		CHI	5-4*	W
10	11-29		DET	4-1	W
11	11-30	@	CHI	5-1	W
12	12-7		BOS	5-4	W
13	12-11	@	BRO	5-3	W
14	12-13	@	TOR	1-2	L
15	12-16		BRO	3-2*	W
16	12-18	@	CHI	1-5	L

1941-42 (CONT'D)

GAME	DATE		OPPONENT	SCORE	RESULT
17	12-21		MTL	4-3*	W
18	12-23	@	BOS	2-3	L
19	12-25		CHI	5-2	W
20	12-27	@	MTL	4-2	W
21	12-28	@	DET	3-1	W
22	12-31	@	BRO	4-3	W
23	1-1		TOR	3-3	T
24	1-6		DET	3-2	W
25	1-13		BRO	9-2	W
26	1-17	@	MTL	2-6	L
27	1-18		MTL	5-4*	W
28	1-20	@	BOS	4-2	W
29	1-24	@	DET	3-2	W
30	1-25		DET	11-2	W
31	2-1		TOR	7-2	W
32	2-3	@	BRO	3-2*	W

1941-42 (CONT'D)

GAME	DATE		OPPONENT	SCORE	RESULT
33	2-5		BOS	4-1	W
34	2-7	@	TOR	4-6	L
35	2-8	@	CHI	4-3	W
36	2-10		CHI	2-5	L
37	2-14	@	MTL	3-5	L
38	2-15		BRO	1-5	L
39	2-17		MTL	1-2*	L
40	2-22		CHI	3-2	W
41	2-24	@	BOS	4-3	W
42	2-26		DET	7-4	W
43	3-3	@	BRO	4-4	T
44	3-5	@	DET	2-5	L
45	3-7	@	TOR	2-4	L
46	3-8		TOR	2-0	W
47	3-12		BOS	1-2	L
48	3-15	@	CHI	5-1	W

*Overtime

ALL-TIME RESULTS GAME-BY-GAME

1942-43

GAME	DATE		OPPONENT	SCORE	RESULT
1	10-31	@	TOR	2-7	L
2	11-5	@	DET	5-12	L
3	11-7		MTL	4-3*	W
4	11-8	@	MTL	4-10	L
5	11-10		CHI	5-3*	W
6	11-14	@	BOS	3-5	L
7	11-15		BOS	3-4	L
8	11-19		TOR	3-7	L
9	11-22		DET	4-4	T
10	11-26	@	CHI	2-1	W
11	11-28	@	TOR	6-8	L
12	11-29		BOS	3-2	W
13	12-3	@	CHI	1-3	L
14	12-6	@	BOS	4-5	L
15	12-13		MTL	3-7	L
16	12-17		BOS	3-7	L
17	12-19	@	MTL	1-1	T

1942-43 (CONT'D)

GAME	DATE		OPPONENT	SCORE	RESULT
18	12-20		TOR	2-8	L
19	12-25	@	DET	3-1	W
20	12-27		TOR	3-1	W
21	12-29	@	BOS	5-3	W
22	12-31		DET	0-2	L
23	1-1	@	CHI	5-6	L
24	1-3		CHI	3-3	T
25	1-7	@	DET	2-2	T
26	1-10		MTL	4-7	L
27	1-14		DET	1-4	L
28	1-16	@	BOS	5-7	L
29	1-17		BOS	3-6	L
30	1-21	@	TOR	4-7	L
31	1-23	@	MTL	5-5	T
32	1-24	@	DET	0-7	L
33	1-28	@	CHI	1-10	L
34	1-31		BOS	2-7	L

1942-43 (CONT'D)

GAME	DATE		OPPONENT	SCORE	RESULT
35	2-4		CHI	1-1	T
36	2-6	@	TOR	2-3	L
37	2-7	@	CHI	4-8	L
38	2-14		TOR	4-4	T
39	2-18		DET	4-5	L
40	2-20	@	MTL	1-6	L
41	2-21		MTL	6-1	W
42	2-25		CHI	7-4	W
43	2-27	@	DET	1-7	L
44	2-28		DET	1-5	L
45	3-2	@	TOR	4-0	W
46	3-4		MTL	2-7	L
47	3-7		TOR	5-5	T
48	3-14		CHI	7-5	W
49	3-16	@	BOS	5-11	L
50	3-18	@	MTL	3-6	L

1943-44

GAME	DATE		OPPONENT	SCORE	RESULT
1	10-30	@	TOR	2-5	L
2	10-31	@	DET	3-8	L
3	11-2	@	MTL	1-2	L
4	11-6		CHI	3-4	L
5	11-7		TOR	4-7	L
6	11-13		BOS	2-6	L
7	11-14	@	CHI	5-10	L
8	11-18		DET	1-3	L
9	11-21		TOR	2-5	L
10	11-25	@	BOS	2-6	L
11	11-27	@	MTL	3-6	L
12	11-28		MTL	2-2	T
13	12-4	@	TOR	4-11	L
14	12-5	@	CHI	6-7	L
15	12-11	@	BOS	6-9	L
16	12-12		BOS	6-4	W
17	12-19		DET	6-2	W

1943-44 (CONT'D)

GAME	DATE		OPPONENT	SCORE	RESULT
18	12-23	@	DET	3-5	L
19	12-25	@	TOR	5-3	W
20	12-26		CHI	7-6	W
21	12-31		TOR	0-4	L
22	1-2		BOS	3-13	L
23	1-6		DET	0-5	L
24	1-8	@	MTL	2-8	L
25	1-9		MTL	5-6	L
26	1-13		CHI	2-5	L
27	1-15	@	BOS	5-7	L
28	1-16		BOS	8-6	W
29	1-22	@	TOR	5-1	W
30	1-23	@	DET	0-15	L
31	1-27	@	CHI	4-6	L
32	1-30		MTL	3-5	L
33	2-3	@	DET	2-12	L
34	2-5	@	BOS	2-7	L

1943-44 (CONT'D)

GAME	DATE		OPPONENT	SCORE	RESULT
35	2-6		CHI	4-4	T
36	2-10		DET	3-8	L
37	2-13		TOR	3-6	L
38	2-19	@	MTL	2-5	L
39	2-20		MTL	2-7	L
40	2-22		CHI	4-8	L
41	2-24		DET	3-3	T
42	2-27	@	CHI	2-4	L
43	3-2	@	DET	5-6	L
44	3-4	@	BOS	9-10	L
45	3-5		BOS	4-4	T
46	3-9		TOR	0-8	L
47	3-11	@	TOR	0-5	L
48	3-12	@	CHI	4-4	T
49	3-18	@	MTL	2-11	L
50	3-19		MTL	1-6	L

1944-45

GAME	DATE		OPPONENT	SCORE	RESULT
1	10-28	@	TOR	1-2	L
2	11-1	@	CHI	3-8	L
3	11-2	@	DET	3-10	L
4	11-9		TOR	3-6	L
5	11-11		DET	5-2	W
6	11-12		BOS	5-5	T
7	11-18		DET	2-2	T
8	11-19		MTL	2-6	L
9	11-23	@	CHI	4-4	T
10	11-26	@	BOS	4-8	L
11	11-30	@	MTL	7-5	W
12	12-2	@	TOR	3-4	L
13	12-7		DET	2-3	L
14	12-10		CHI	1-1	T
15	12-12	@	BOS	5-7	L
16	12-17		MTL	1-4	L
17	12-20	@	CHI	3-1	W

1944-45 (CONT'D)

GAME	DATE		OPPONENT	SCORE	RESULT
18	12-21	@	DET	3-11	L
19	12-24		CHI	3-3	T
20	12-27		TOR	2-8	L
21	12-30	@	MTL	1-4	L
22	12-31		BOS	3-2	W
23	1-4		DET	4-4	T
24	1-7		CHI	0-0	T
25	1-9	@	TOR	5-4	W
26	1-11		BOS	5-1	W
27	1-14		MTL	2-6	L
28	1-18	@	DET	3-7	L
29	1-20	@	MTL	2-5	L
30	1-21	@	BOS	3-14	L
31	1-24	@	CHI	4-3	W
32	1-27	@	TOR	0-3	L
33	1-28		TOR	0-7	L
34	2-4	@	BOS	3-3	T

1944-45 (CONT'D)

GAME	DATE		OPPONENT	SCORE	RESULT
35	2-8	@	MTL	4-9	L
36	2-11		MTL	3-4	L
37	2-14	@	DET	2-4	L
38	2-15		CHI	6-2	W
39	2-17	@	BOS	1-6	L
40	2-18		BOS	2-1	W
41	2-22		DET	5-3	W
42	2-24	@	TOR	4-4	T
43	2-25		BOS	4-4	T
44	3-1		CHI	3-5	L
45	3-4		TOR	3-6	L
46	3-7	@	CHI	3-6	L
47	3-8	@	DET	3-7	L
48	3-10	@	MTL	3-7	L
49	3-11		MTL	5-11	L
50	3-18		TOR	6-5	W

1945-46

GAME	DATE		OPPONENT	SCORE	RESULT
1	10-31	@	CHI	1-5	L
2	11-3	@	TOR	4-1	W
3	11-4	@	DET	1-4	L
4	11-8		CHI	4-5	L
5	11-10		DET	2-0	W
6	11-11		BOS	1-7	L
7	11-15	@	MTL	0-2	L
8	11-17		MTL	3-7	L
9	11-18		TOR	1-3	L
10	11-22	@	CHI	3-3	T
11	11-24	@	TOR	3-4	L
12	11-25	@	DET	4-1	W
13	11-28	@	BOS	1-5	L
14	12-1	@	MTL	3-4	L
15	12-9		TOR	2-1	W
16	12-13		CHI	4-7	L
17	12-16		MTL	2-4	L

1945-46 (CONT'D)

GAME	DATE		OPPONENT	SCORE	RESULT
18	12-19	@	BOS	7-8	L
19	12-22	@	TOR	5-5	T
20	12-23		TOR	3-4	L
21	12-26		DET	2-3	L
22	12-30		CHI	3-2	W
23	12-31		MTL	0-0	T
24	1-3	@	DET	3-3	T
25	1-6		BOS	4-2	W
26	1-12	@	MTL	3-9	L
27	1-13		CHI	3-2	W
28	1-16	@	BOS	2-3	L
29	1-17		BOS	2-4	L
30	1-19	@	TOR	1-3	L
31	1-20	@	CHI	1-9	L
32	1-26	@	MTL	3-5	L
33	1-27		DET	5-2	W
34	2-3		TOR	6-6	T

1945-46 (CONT'D)

GAME	DATE		OPPONENT	SCORE	RESULT
35	2-6	@	CHI	2-6	L
36	2-7	@	DET	2-4	L
37	2-10		CHI	2-2	T
38	2-14		BOS	2-2	T
39	2-16	@	BOS	6-2	W
40	2-17		MTL	4-5	L
41	2-21		DET	2-2	T
42	2-24	@	CHI	2-2	T
43	2-27	@	TOR	6-4	W
44	2-28	@	DET	1-4	L
45	3-3		TOR	2-5	L
46	3-6	@	MTL	3-7	L
47	3-10		DET	3-2	W
48	3-12		BOS	2-3	L
49	3-13	@	BOS	5-3	W
50	3-17		MTL	8-5	W

*Overtime

ALL-TIME RESULTS GAME-BY-GAME

1946-47

GAME	DATE		OPPONENT	SCORE	RESULT
1	10-17	@	MTL	0-3	L
2	10-20	@	DET	3-1	W
3	10-23	@	MTL	4-1	W
4	10-26	@	BOS	1-3	L
5	10-30		BOS	3-3	T
6	11-2		DET	7-4	W
7	11-3	@	DET	1-3	L
8	11-6	@	CHI	2-6	L
9	11-9	@	TOR	2-4	L
10	11-10		BOS	0-4	L
11	11-13		MTL	4-4	T
12	11-16		CHI	2-6	L
13	11-17		TOR	4-5	L
14	11-21	@	DET	1-3	L
15	11-23	@	MTL	3-2	W
16	11-24	@	CHI	5-1	W
17	11-27	@	BOS	2-5	L
18	12-1	@	CHI	2-1	W
19	12-4		MTL	2-1	W
20	12-8	@	BOS	6-4	W

1946-47 (CONT'D)

GAME	DATE		OPPONENT	SCORE	RESULT
21	12-11		DET	1-1	T
22	12-14	@	TOR	2-3	L
23	12-15		MTL	3-5	L
24	12-18	@	BOS	2-3	L
25	12-22		TOR	1-3	L
26	12-25		MTL	2-0	W
27	12-28	@	DET	2-2	T
28	12-29		BOS	2-2	T
29	12-31		DET	4-5	L
30	1-1	@	BOS	1-3	L
31	1-2		TOR	4-5	L
32	1-4	@	TOR	2-0	W
33	1-5		CHI	9-0	W
34	1-8		BOS	1-3	L
35	1-12		TOR	3-2	W
36	1-15		DET	4-3	W
37	1-18	@	MTL	2-6	L
38	1-19		CHI	5-3	W
39	1-22	@	CHI	4-2	W
40	1-25	@	TOR	1-0	W

1946-47 (CONT'D)

GAME	DATE		OPPONENT	SCORE	RESULT
41	2-1	@	MTL	1-2	L
42	2-2		MTL	7-1	W
43	2-5	@	CHI	3-2	W
44	2-9	@	DET	2-5	L
45	2-12	@	BOS	1-10	L
46	2-16		TOR	6-2	W
47	2-19		BOS	6-0	W
48	2-22	@	TOR	0-2	L
49	2-23		DET	2-2	T
50	2-26		CHI	7-9	L
51	3-2		BOS	2-3	L
52	3-3		CHI	4-9	L
53	3-5	@	CHI	3-1	W
54	3-9		TOR	2-4	L
55	3-12		DET	2-4	L
56	3-15	@	MTL	0-1	L
57	3-16		MTL	3-4	L
58	3-19	@	DET	0-2	L
59	3-22	@	TOR	3-5	L
60	3-23		CHI	4-3	W

1947-48

GAME	DATE		OPPONENT	SCORE	RESULT
1	10-16	@	MTL	2-1	W
2	10-19	@	BOS	1-3	L
3	10-22	@	TOR	1-3	L
4	10-29		BOS	1-3	L
5	11-1		DET	4-3	W
6	11-2		TOR	7-4	W
7	11-6	@	DET	1-2	L
8	11-8	@	TOR	2-7	L
9	11-9	@	CHI	5-8	L
10	11-12		BOS	2-8	L
11	11-15		CHI	3-5	L
12	11-16		MTL	4-2	W
13	11-19	@	DET	6-5	W
14	11-22	@	MTL	5-3	W
15	11-30	@	CHI	6-2	W
16	12-3		TOR	1-4	L
17	12-6	@	BOS	5-5	T
18	12-7		DET	3-1	W
19	12-10		MTL	4-4	T
20	12-11	@	MTL	4-2	W

1947-48 (CONT'D)

GAME	DATE		OPPONENT	SCORE	RESULT
21	12-13	@	TOR	4-1	W
22	12-14		DET	1-1	T
23	12-17		BOS	5-2	W
24	12-21		MTL	3-4	L
25	12-23	@	CHI	1-7	L
26	12-25	@	DET	2-0	W
27	12-28		TOR	1-1	T
28	12-31		BOS	7-3	W
29	1-1	@	BOS	1-4	L
30	1-3	@	TOR	5-5	T
31	1-4		CHI	1-4	L
32	1-7	@	DET	0-6	L
33	1-10	@	MTL	1-1	T
34	1-11		MTL	3-1	W
35	1-14		CHI	4-2	W
36	1-18		TOR	2-2	T
37	1-21		DET	3-4	L
38	1-25	@	BOS	4-6	L
39	1-28	@	CHI	3-2	W
40	1-31	@	MTL	4-2	W

1947-48 (CONT'D)

GAME	DATE		OPPONENT	SCORE	RESULT
41	2-1		CHI	2-2	T
42	2-4	@	DET	4-4	T
43	2-7	@	TOR	0-3	L
44	2-8	@	CHI	2-2	T
45	2-14	@	BOS	4-4	T
46	2-15		TOR	4-4	T
47	2-18		DET	1-3	L
48	2-22		BOS	4-1	W
49	2-25		CHI	4-7	L
50	2-29		MTL	5-3	W
51	3-2		TOR	1-0	W
52	3-3	@	DET	2-4	L
53	3-6	@	TOR	1-2	L
54	3-7		DET	2-2	T
55	3-10	@	BOS	3-6	L
56	3-13	@	MTL	2-3	L
57	3-14		MTL	3-6	L
58	3-16		BOS	2-6	L
59	3-17	@	CHI	5-2	W
60	3-21		CHI	3-4	L

1948-49

GAME	DATE		OPPONENT	SCORE	RESULT
1	10-14	@	MTL	1-1	T
2	10-17	@	DET	0-7	L
3	10-24	@	BOS	1-4	L
4	10-27		DET	2-3	L
5	10-31		BOS	2-0	W
6	11-6	@	TOR	3-3	T
7	11-7	@	CHI	2-4	L
8	11-10		CHI	4-3	W
9	11-13		MTL	1-3	L
10	11-14		TOR	4-4	T
11	11-17	@	DET	4-4	T
12	11-21	@	BOS	4-1	W
13	11-25	@	CHI	4-6	L
14	11-27	@	TOR	0-3	L
15	11-30		CHI	2-4	L
16	12-4	@	MTL	1-3	L
17	12-5		DET	1-3	L
18	12-7		BOS	2-2	T
19	12-11	@	DET	3-5	L
20	12-12		DET	2-0	W

1948-49 (CONT'D)

GAME	DATE		OPPONENT	SCORE	RESULT
21	12-15		TOR	3-1	W
22	12-18	@	TOR	3-3	T
23	12-19		MTL	3-2	W
24	12-23	@	CHI	3-2	W
25	12-25	@	MTL	2-0	W
26	12-26		CHI	1-2	L
27	12-31		BOS	2-2	T
28	1-1	@	BOS	1-4	L
29	1-2		TOR	4-2	W
30	1-5		CHI	3-1	W
31	1-9		MTL	1-1	T
32	1-12		DET	1-4	L
33	1-15	@	TOR	1-2	L
34	1-16		TOR	4-0	W
35	1-19		BOS	2-5	L
36	1-20	@	MTL	1-2	L
37	1-23	@	CHI	2-2	T
38	1-26	@	DET	5-1	W
39	1-30		MTL	9-0	W
40	2-2	@	BOS	3-5	L

1948-49 (CONT'D)

GAME	DATE		OPPONENT	SCORE	RESULT
41	2-5	@	TOR	1-1	T
42	2-6	@	CHI	2-0	W
43	2-9	@	DET	0-8	L
44	2-10		CHI	1-3	L
45	2-12	@	BOS	2-4	L
46	2-13		TOR	0-3	L
47	2-16		DET	4-0	W
48	2-19	@	MTL	1-3	L
49	2-20		MTL	3-2	W
50	2-23		BOS	2-3	L
51	2-27		DET	3-2	W
52	3-2	@	CHI	2-5	L
53	3-5	@	TOR	1-7	L
54	3-6		TOR	3-4	L
55	3-9	@	BOS	1-8	L
56	3-12	@	MTL	0-3	L
57	3-13		MTL	1-1	T
58	3-15		BOS	2-4	L
59	3-16	@	DET	2-6	L
60	3-20		CHI	5-1	W

*Overtime

ALL-TIME RESULTS GAME-BY-GAME

1949-50

GAME	DATE		OPPONENT	SCORE	RESULT
1	10-15	@	MTL	1-3	L
2	10-16	@	BOS	2-2	T
3	10-19	@	DET	1-6	L
4	10-22	@	TOR	2-2	T
5	10-25	@	CHI	2-1	W
6	10-26		BOS	5-2	W
7	10-29		CHI	0-2	L
8	10-30		TOR	2-4	L
9	11-2	@	TOR	3-3	T
10	11-6	@	DET	0-7	L
11	11-9		MTL	2-2	T
12	11-12		MTL	3-5	L
13	11-13		DET	1-1	T
14	11-16		BOS	2-1	W
15	11-20	@	CHI	5-2	W
16	11-23	@	DET	3-4	L
17	11-26	@	MTL	1-5	L
18	11-27	@	BOS	1-1	T
19	11-30		MTL	5-2	W
20	12-3	@	TOR	0-2	L
21	12-4		CHI	4-0	W
22	12-7		CHI	2-1	W
23	12-10	@	DET	1-0	W
24	12-11		DET	2-1	W

1949-50 (CONT'D)

GAME	DATE		OPPONENT	SCORE	RESULT
25	12-14	@	CHI	3-5	L
26	12-17	@	BOS	3-1	W
27	12-18		TOR	0-2	L
28	12-21		MTL	4-1	W
29	12-24	@	MTL	0-0	T
30	12-25		TOR	3-1	W
31	12-28		CHI	5-2	W
32	12-31		BOS	4-1	W
33	1-1	@	BOS	0-6	L
34	1-4		DET	2-1	W
35	1-7	@	MTL	3-1	W
36	1-8		CHI	1-1	T
37	1-11		TOR	1-2	L
38	1-14	@	DET	2-4	L
39	1-15		DET	0-1	L
40	1-18		BOS	2-4	L
41	1-21	@	TOR	1-2	L
42	1-22	@	CHI	3-4	L
43	1-25	@	TOR	1-5	L
44	1-28	@	BOS	2-2	T
45	1-29		MTL	2-0	W
46	2-1	@	BOS	2-3	L
47	2-2	@	MTL	1-4	L
48	2-5	@	DET	5-5	T

1949-50 (CONT'D)

GAME	DATE		OPPONENT	SCORE	RESULT
49	2-9	@	CHI	5-3	W
50	2-12		DET	4-0	W
51	2-15		BOS	2-2	T
52	2-18	@	MTL	4-2	W
53	2-19		TOR	2-1	W
54	2-22		CHI	3-0	W
55	2-23	@	CHI	7-3	W
56	2-25	@	TOR	2-4	L
57	2-26		BOS	4-3	W
58	3-1		DET	2-5	L
59	3-4	@	BOS	1-5	L
60	3-5		TOR	5-2	W
61	3-8	@	CHI	4-2	W
62	3-9		DET	3-1	W
63	3-11	@	TOR	0-4	L
64	3-12		MTL	1-5	L
65	3-15		BOS	1-4	L
66	3-18	@	MTL	3-5	L
67	3-19		MTL	2-4	L
68	3-21		CHI	3-6	L
69	3-22	@	DET	7-8	L
70	3-26		TOR	5-3	W

1950-51

GAME	DATE		OPPONENT	SCORE	RESULT
1	10-11	@	DET	2-3	L
2	10-15	@	CHI	3-2	W
3	10-19	@	MTL	0-4	L
4	10-21	@	TOR	0-5	L
5	10-22	@	BOS	0-0	T
6	10-25		BOS	1-1	T
7	10-28	@	MTL	1-5	L
8	10-29		MTL	2-2	T
9	11-2	@	DET	2-2	T
10	11-4	@	TOR	2-2	T
11	11-5	@	CHI	1-3	L
12	11-8		TOR	3-5	L
13	11-11	@	MTL	1-1	T
14	11-12		CHI	1-4	L
15	11-15		BOS	3-4	L
16	11-18	@	TOR	4-5	L
17	11-19		DET	3-3	T
18	11-22		MTL	3-2	W
19	11-25	@	BOS	3-3	T
20	11-26		TOR	2-3	L
21	11-29		CHI	1-1	T
22	12-2	@	BOS	3-2	W
23	12-3		BOS	3-5	L
24	12-6		DET	0-9	L

1950-51 (CONT'D)

GAME	DATE		OPPONENT	SCORE	RESULT
25	12-9	@	DET	0-5	L
26	12-10	@	CHI	3-3	T
27	12-13		MTL	3-2	W
28	12-16	@	MTL	1-1	T
29	12-17		DET	3-3	T
30	12-20		BOS	4-4	T
31	12-24		CHI	6-1	W
32	12-25	@	DET	1-4	L
33	12-27		TOR	3-1	W
34	12-31		BOS	3-0	W
35	1-1	@	BOS	2-3	L
36	1-3		DET	5-3	W
37	1-6	@	TOR	4-2	W
38	1-7		CHI	3-2	W
39	1-10		MTL	0-3	L
40	1-13	@	DET	2-4	L
41	1-14		TOR	2-1	W
42	1-17		BOS	3-3	T
43	1-20	@	MTL	2-2	T
44	1-21	@	BOS	1-5	L
45	1-25	@	CHI	2-1	W
46	1-27	@	TOR	1-2	L
47	1-28		DET	5-3	W
48	2-1	@	DET	2-3	L

1950-51 (CONT'D)

GAME	DATE		OPPONENT	SCORE	RESULT
49	2-4	@	CHI	4-4	T
50	2-7	@	BOS	2-2	T
51	2-11		MTL	3-1	W
52	2-14		CHI	5-1	W
53	2-15	@	CHI	7-3	W
54	2-17	@	TOR	0-2	L
55	2-18		TOR	2-5	L
56	2-21		BOS	2-2	T
57	2-24	@	MTL	2-6	L
58	2-25		DET	6-2	W
59	3-1	@	CHI	4-1	W
60	3-3	@	BOS	3-3	T
61	3-4		MTL	2-2	T
62	3-7		CHI	3-1	W
63	3-10	@	DET	2-3	L
64	3-11		MTL	5-5	T
65	3-14		TOR	1-3	L
66	3-15	@	MTL	3-5	L
67	3-17	@	TOR	1-3	L
68	3-18		TOR	1-4	L
69	3-21		DET	1-4	L
70	3-25		CHI	5-2	W

1951-52

GAME	DATE		OPPONENT	SCORE	RESULT
1	10-14	@	CHI	2-3	L
2	10-18	@	MTL	2-3	L
3	10-20	@	TOR	3-2	W
4	10-21	@	BOS	1-1	T
5	10-24		BOS	1-3	L
6	10-28		MTL	2-1	W
7	10-29	@	MTL	1-6	L
8	11-1	@	CHI	2-4	L
9	11-3	@	TOR	2-1	W
10	11-4	@	DET	2-4	L
11	11-7		DET	4-4	T
12	11-11		CHI	3-2	W
13	11-14		TOR	2-2	T
14	11-17	@	MTL	2-3	L
15	11-18		DET	2-5	L
16	11-21		BOS	3-3	T
17	11-22	@	DET	1-2	L
18	11-25		MTL	2-1	W
19	11-27	@	BOS	1-1	T
20	11-28		CHI	6-3	W
21	12-1	@	TOR	2-8	L
22	12-2	@	CHI	4-6	L
23	12-5		BOS	2-3	L
24	12-9		TOR	7-2	W

1951-52 (CONT'D)

GAME	DATE		OPPONENT	SCORE	RESULT
25	12-11	@	BOS	2-4	L
26	12-12		BOS	6-3	W
27	12-15	@	TOR	1-4	L
28	12-16		DET	1-3	L
29	12-19		MTL	4-2	W
30	12-23		CHI	3-2	W
31	12-25	@	DET	1-2	L
32	12-26		DET	1-0	W
33	12-29	@	MTL	2-7	L
34	12-30		TOR	2-2	T
35	1-1	@	BOS	4-2	W
36	1-2		DET	1-0	W
37	1-6		CHI	3-2	W
38	1-9		TOR	1-2	L
39	1-10	@	DET	2-5	L
40	1-13		MTL	2-2	T
41	1-16		CHI	4-6	L
42	1-17	@	CHI	6-6	T
43	1-20	@	DET	3-2	W
44	1-22	@	BOS	3-3	T
45	1-26	@	TOR	3-3	T
46	1-27		MTL	3-5	L
47	1-31	@	MTL	0-1	L
48	2-3	@	DET	3-4	L

1951-52 (CONT'D)

GAME	DATE		OPPONENT	SCORE	RESULT
49	2-7	@	CHI	3-1	W
50	2-9	@	BOS	4-2	W
51	2-10		TOR	3-4	L
52	2-13		BOS	6-2	W
53	2-16	@	MTL	1-5	L
54	2-17		MTL	3-2	W
55	2-19	@	TOR	3-3	T
56	2-20		DET	1-1	T
57	2-24		BOS	5-2	W
58	2-27		TOR	1-3	L
59	2-28	@	CHI	2-2	T
60	3-1	@	MTL	1-3	L
61	3-2		DET	4-6	L
62	3-4	@	BOS	1-4	L
63	3-6	@	CHI	5-3	W
64	3-9		MTL	0-2	L
65	3-12		CHI	10-2	W
66	3-15	@	TOR	2-5	L
67	3-16		TOR	2-4	L
68	3-19		BOS	6-4	W
69	3-20	@	DET	3-7	L
70	3-23		CHI	6-7	L

*Overtime

ALL-TIME RESULTS GAME-BY-GAME

1952-53

GAME	DATE		OPPONENT	SCORE	RESULT
1	10-9	@	DET	3-5	L
2	10-12	@	CHI	0-2	L
3	10-16	@	MTL	1-3	L
4	10-18	@	TOR	3-4	L
5	10-19	@	BOS	2-2	T
6	10-22		BOS	3-3	T
7	10-26		DET	3-2	W
8	10-29		CHI	1-3	L
9	10-30	@	CHI	3-8	L
10	11-1	@	MTL	1-4	L
11	11-2		MTL	2-2	T
12	11-5	@	TOR	1-4	L
13	11-9	@	DET	1-3	L
14	11-12		CHI	5-2	W
15	11-13	@	CHI	2-6	L
16	11-16		TOR	3-6	L
17	11-19		DET	2-2	T
18	11-23		MTL	2-2	T
19	11-26		TOR	4-2	W
20	11-27	@	BOS	1-3	L
21	11-30	@	CHI	1-1	T
22	12-3		CHI	3-5	L
23	12-4	@	DET	3-5	L
24	12-6	@	TOR	2-2	T

1952-53 (CONT'D)

GAME	DATE		OPPONENT	SCORE	RESULT
25	12-7		MTL	2-2	T
26	12-10		BOS	1-4	L
27	12-14		TOR	2-2	T
28	12-17		BOS	5-0	W
29	12-18	@	MTL	2-6	L
30	12-20	@	DET	1-1	T
31	12-21		DET	2-5	L
32	12-25	@	BOS	2-1	W
33	12-28		CHI	3-6	L
34	12-31		TOR	3-3	T
35	1-4		BOS	5-2	W
36	1-7		CHI	4-6	L
37	1-8	@	MTL	4-4	T
38	1-11		MTL	7-0	W
39	1-14		DET	3-2	W
40	1-17	@	TOR	0-1	L
41	1-18	@	CHI	0-2	L
42	1-22	@	DET	8-2	W
43	1-24	@	BOS	0-9	L
44	1-25	@	BOS	2-1	W
45	1-28		MTL	1-2	L
46	1-29	@	MTL	2-5	L
47	1-31	@	TOR	0-4	L
48	2-1	@	CHI	1-0	W

1952-53 (CONT'D)

GAME	DATE		OPPONENT	SCORE	RESULT
49	2-5	@	DET	3-3	T
50	2-8		MTL	1-1	T
51	2-11		DET	2-2	T
52	2-14	@	BOS	4-5	L
53	2-15		TOR	1-2	L
54	2-18		BOS	4-2	W
55	2-19	@	CHI	4-2	W
56	2-21	@	MTL	1-4	L
57	2-22		DET	1-2	L
58	2-25		BOS	2-1	W
59	2-28	@	TOR	0-3	L
60	3-1		TOR	4-2	W
61	3-4		CHI	1-4	L
62	3-5	@	DET	1-7	L
63	3-7	@	BOS	2-1	W
64	3-8		MTL	4-3	W
65	3-11		DET	0-2	L
66	3-14	@	MTL	2-3	L
67	3-15		TOR	1-1	T
68	3-18		BOS	1-2	L
69	3-21	@	TOR	0-5	L
70	3-22		CHI	1-3	L

1953-54

GAME	DATE		OPPONENT	SCORE	RESULT
1	10-8	@	DET	1-4	L
2	10-11	@	CHI	5-3	W
3	10-15	@	MTL	1-6	L
4	10-17	@	TOR	1-1	T
5	10-18	@	BOS	2-3	L
6	10-22		BOS	4-3	W
7	10-25		MTL	1-2	L
8	10-28		CHI	1-6	L
9	10-31	@	TOR	1-4	L
10	11-1		TOR	2-2	T
11	11-5	@	MTL	3-4	L
12	11-7	@	CHI	3-1	W
13	11-8	@	DET	2-2	T
14	11-11		CHI	3-2	W
15	11-14		DET	2-3	L
16	11-15	@	DET	1-4	L
17	11-18		CHI	3-1	W
18	11-21	@	TOR	0-1	L
19	11-22		DET	2-3	L
20	11-25		BOS	5-3	W
21	11-26	@	BOS	2-5	L
22	11-29		MTL	2-1	W
23	12-2		CHI	3-3	T
24	12-3	@	DET	0-4	L

1953-54 (CONT'D)

GAME	DATE		OPPONENT	SCORE	RESULT
25	12-5	@	CHI	1-2	L
26	12-6		TOR	3-3	T
27	12-9		DET	3-3	T
28	12-12	@	MTL	2-7	L
29	12-13		TOR	1-2	L
30	12-16		BOS	4-3	W
31	12-19	@	TOR	2-3	L
32	12-20		MTL	3-1	W
33	12-23		DET	2-1	W
34	12-26	@	MTL	0-2	L
35	12-27		CHI	1-4	L
36	12-29		BOS	2-6	L
37	1-1	@	BOS	2-1	W
38	1-3		MTL	4-3	W
39	1-6		CHI	4-3	W
40	1-10		TOR	4-1	W
41	1-13		DET	1-3	L
42	1-14	@	CHI	2-0	W
43	1-16	@	TOR	0-4	L
44	1-17	@	DET	3-2	W
45	1-20		BOS	8-3	W
46	1-23	@	BOS	4-3	W
47	1-24	@	BOS	1-2	L
48	1-28	@	DET	3-3	T

1953-54 (CONT'D)

GAME	DATE		OPPONENT	SCORE	RESULT
49	1-30	@	MTL	2-1	W
50	2-4	@	CHI	3-2	W
51	2-6	@	MTL	3-4	L
52	2-7		MTL	1-4	L
53	2-10		DET	3-2	W
54	2-13	@	BOS	0-1	L
55	2-14		TOR	3-3	T
56	2-17		BOS	2-1	W
57	2-19	@	CHI	3-0	W
58	2-21		TOR	6-1	W
59	2-24		BOS	3-5	L
60	2-27	@	MTL	0-5	L
61	2-28		MTL	2-0	W
62	3-3	@	TOR	3-3	T
63	3-5	@	CHI	0-0	T
64	3-7		TOR	0-4	L
65	3-10		CHI	4-2	W
66	3-11	@	BOS	0-1	L
67	3-13	@	DET	5-2	W
68	3-14		DET	2-0	W
69	3-20	@	TOR	5-2	W
70	3-21		MTL	1-3	L

1954-55

GAME	DATE		OPPONENT	SCORE	RESULT
1	10-9	@	DET	0-4	L
2	10-10	@	CHI	2-1	W
3	10-14	@	BOS	3-5	L
4	10-16	@	TOR	4-2	W
5	10-20		BOS	6-2	W
6	10-23	@	MTL	1-7	L
7	10-24		MTL	4-2	W
8	10-27		DET	5-2	W
9	10-30	@	TOR	1-3	L
10	10-31		CHI	1-1	T
11	11-4	@	CHI	1-3	L
12	11-7	@	DET	0-1	L
13	11-10		TOR	1-2	L
14	11-13		CHI	3-5	L
15	11-14	@	CHI	5-0	W
16	11-17		BOS	2-2	T
17	11-20	@	MTL	1-4	L
18	11-21		TOR	2-2	T
19	11-24		BOS	3-1	W
20	11-25	@	BOS	2-2	T
21	11-27	@	TOR	1-3	L
22	11-28		MTL	4-1	W
23	12-1		DET	1-6	L
24	12-4	@	BOS	3-6	L

1954-55 (CONT'D)

GAME	DATE		OPPONENT	SCORE	RESULT
25	12-5		MTL	3-3	T
26	12-8		CHI	1-2	L
27	12-9	@	DET	2-3	L
28	12-11	@	DET	1-4	L
29	12-12		TOR	1-1	T
30	12-15		DET	3-3	T
31	12-16	@	MTL	1-5	L
32	12-18	@	TOR	1-3	L
33	12-19		TOR	3-3	T
34	12-22		DET	2-2	T
35	12-25	@	MTL	1-4	L
36	12-26		CHI	4-4	T
37	12-30		BOS	6-1	W
38	1-1	@	BOS	0-4	L
39	1-2		BOS	3-3	T
40	1-5		CHI	2-3	L
41	1-8	@	TOR	0-5	L
42	1-9		MTL	1-7	L
43	1-12		TOR	0-0	T
44	1-14	@	CHI	6-2	W
45	1-16	@	DET	0-3	L
46	1-19		DET	2-0	W
47	1-22	@	BOS	1-3	L
48	1-23	@	BOS	2-0	W

1954-55 (CONT'D)

GAME	DATE		OPPONENT	SCORE	RESULT
49	1-27	@	DET	3-3	T
50	1-29	@	TOR	3-1	W
51	1-30	@	CHI	2-4	L
52	2-5	@	MTL	1-3	L
53	2-6		MTL	3-7	L
54	2-9		CHI	2-2	T
55	2-12	@	BOS	5-5	T
56	2-13		MTL	4-1	W
57	2-16		BOS	2-2	T
58	2-19	@	MTL	2-10	L
59	2-20		DET	0-5	L
60	2-23		TOR	1-3	L
61	2-25	@	CHI	2-2	T
62	2-27		MTL	1-7	L
63	3-2		BOS	1-2	L
64	3-5	@	DET	2-6	L
65	3-6		DET	1-2	L
66	3-12	@	TOR	2-1	W
67	3-13		CHI	5-2	W
68	3-16	@	CHI	1-1	T
69	3-19	@	MTL	2-4	L
70	3-20		TOR	3-2	W

*Overtime

ALL-TIME RESULTS GAME-BY-GAME

1955-56

GAME	DATE		OPPONENT	SCORE	RESULT
1	10-7	@	CHI	7-4	W
2	10-9	@	DET	3-2	W
3	10-15	@	MTL	1-4	L
4	10-16	@	BOS	1-4	L
5	10-19		TOR	6-2	W
6	10-22	@	TOR	2-3	L
7	10-23		CHI	5-4	W
8	10-26		DET	6-2	W
9	10-29		BOS	0-1	L
10	11-3	@	DET	1-1	T
11	11-5	@	TOR	3-0	W
12	11-6	@	CHI	4-2	W
13	11-9		MTL	1-1	T
14	11-10	@	BOS	1-5	L
15	11-13		TOR	4-1	W
16	11-16		DET	3-3	T
17	11-19	@	MTL	1-6	L
18	11-20		MTL	1-1	T
19	11-23		BOS	4-0	W
20	11-24	@	BOS	5-0	W
21	11-27		MTL	3-3	T
22	11-30		CHI	6-1	W
23	12-2	@	CHI	2-1	W
24	12-4		DET	7-3	W

1955-56 (CONT'D)

GAME	DATE		OPPONENT	SCORE	RESULT
25	12-7		TOR	3-1	W
26	12-10	@	TOR	1-6	L
27	12-11	@	DET	0-2	L
28	12-14		CHI	1-4	L
29	12-15	@	MTL	0-2	L
30	12-18		TOR	4-1	W
31	12-21		BOS	3-3	T
32	12-25		MTL	5-1	W
33	12-29		CHI	2-4	L
34	12-31		BOS	6-2	W
35	1-1	@	BOS	4-2	W
36	1-4		DET	5-4	W
37	1-8		CHI	3-5	L
38	1-11		MTL	6-1	W
39	1-12	@	DET	0-6	L
40	1-14	@	TOR	6-5	W
41	1-15	@	CHI	2-0	W
42	1-17	@	CHI	2-2	T
43	1-21	@	MTL	1-3	L
44	1-22	@	BOS	1-3	L
45	1-26	@	DET	2-3	L
46	1-28	@	TOR	3-1	W
47	1-29	@	CHI	6-2	W
48	2-1		TOR	5-2	W

1955-56 (CONT'D)

GAME	DATE		OPPONENT	SCORE	RESULT
49	2-4	@	BOS	1-7	L
50	2-5		MTL	3-3	T
51	2-8		BOS	3-3	T
52	2-11	@	TOR	0-5	L
53	2-12		DET	2-1	W
54	2-14	@	DET	3-5	L
55	2-15		CHI	6-1	W
56	2-18	@	MTL	4-9	L
57	2-19		BOS	0-3	L
58	2-22		TOR	2-4	L
59	2-23	@	MTL	2-5	L
60	2-26		DET	3-2	W
61	2-28	@	DET	1-4	L
62	2-29		BOS	4-2	W
63	3-3	@	BOS	2-5	L
64	3-4		CHI	3-2	W
65	3-8	@	CHI	6-4	W
66	3-10	@	TOR	2-5	L
67	3-11		TOR	4-2	W
68	3-15		DET	2-2	T
69	3-17	@	MTL	2-7	L
70	3-18		MTL	1-3	L

1956-57

GAME	DATE		OPPONENT	SCORE	RESULT
1	10-12	@	CHI	3-0	W
2	10-14	@	DET	1-2	L
3	10-17		BOS	2-0	W
4	10-20	@	MTL	0-5	L
5	10-21		CHI	4-1	W
6	10-24		MTL	3-2	W
7	10-28		TOR	1-1	T
8	10-31	@	TOR	2-7	L
9	11-4	@	BOS	1-4	L
10	11-7		BOS	2-4	L
11	11-8	@	MTL	2-4	L
12	11-10		DET	4-6	L
13	11-14		MTL	3-5	L
14	11-17		BOS	4-4	T
15	11-18	@	CHI	2-2	T
16	11-21		TOR	3-3	T
17	11-22	@	BOS	4-3	W
18	11-24	@	MTL	1-6	L
19	11-25		MTL	1-1	T
20	11-28		BOS	2-1	W
21	11-29	@	DET	1-4	L
22	12-2		TOR	4-2	W
23	12-5		CHI	2-2	T
24	12-8	@	TOR	0-0	T

1956-57 (CONT'D)

GAME	DATE		OPPONENT	SCORE	RESULT
25	12-9		DET	4-2	W
26	12-13	@	DET	1-2	L
27	12-15	@	TOR	1-2	L
28	12-16		MTL	4-2	W
29	12-21	@	CHI	3-2	W
30	12-23		TOR	1-3	L
31	12-25	@	DET	1-8	L
32	12-27		CHI	3-2	W
33	12-29	@	MTL	3-6	L
34	12-31		DET	0-1	L
35	1-1	@	BOS	3-5	L
36	1-5		CHI	4-1	W
37	1-6		MTL	2-3	L
38	1-9		TOR	3-4	L
39	1-11	@	CHI	7-4	W
40	1-12	@	DET	5-4	W
41	1-13		DET	2-3	L
42	1-19	@	MTL	0-5	L
43	1-20	@	DET	2-5	L
44	1-23	@	TOR	4-4	T
45	1-26	@	BOS	5-3	W
46	1-27	@	CHI	3-2	W
47	1-30		CHI	2-7	L
48	2-2		DET	4-5	L

1956-57 (CONT'D)

GAME	DATE		OPPONENT	SCORE	RESULT
49	2-3	@	BOS	1-4	L
50	2-6		BOS	3-2	W
51	2-7	@	CHI	4-4	T
52	2-9	@	TOR	4-4	T
53	2-10		MTL	5-4	W
54	2-14	@	DET	2-3	L
55	2-16	@	MTL	2-1	W
56	2-17		TOR	3-2	W
57	2-20		BOS	5-2	W
58	2-23	@	MTL	1-4	L
59	2-24		MTL	4-3	W
60	2-27		CHI	6-6	T
61	3-2	@	BOS	3-2	W
62	3-3		DET	1-1	T
63	3-7	@	CHI	2-2	T
64	3-9	@	TOR	2-1	W
65	3-10		DET	4-1	W
66	3-13		BOS	1-2	L
67	3-16	@	TOR	1-14	L
68	3-17		TOR	3-5	L
69	3-23	@	BOS	4-2	W
70	3-24		CHI	4-4	T

1957-58

GAME	DATE		OPPONENT	SCORE	RESULT
1	10-10	@	DET	3-2	W
2	10-12	@	MTL	2-2	T
3	10-13	@	BOS	1-3	L
4	10-16		BOS	2-6	L
5	10-20		CHI	6-1	W
6	10-23		TOR	3-0	W
7	10-26	@	TOR	0-3	L
8	10-27		MTL	4-1	W
9	10-30		DET	0-4	L
10	10-31	@	BOS	3-0	W
11	11-2		BOS	5-0	W
12	11-3	@	CHI	3-2	W
13	11-5	@	DET	1-1	T
14	11-6	@	TOR	4-2	W
15	11-9	@	CHI	0-5	L
16	11-13		CHI	2-2	T
17	11-16	@	MTL	4-2	W
18	11-17		MTL	4-2	W
19	11-20		DET	1-1	T
20	11-22	@	CHI	4-2	W
21	11-24		TOR	1-5	L
22	11-27		BOS	2-5	L
23	11-28	@	BOS	0-1	L
24	11-30		DET	1-3	L

1957-58 (CONT'D)

GAME	DATE		OPPONENT	SCORE	RESULT
25	12-1	@	DET	5-1	W
26	12-4		CHI	0-2	L
27	12-7	@	TOR	3-3	T
28	12-8		TOR	1-2	L
29	12-12	@	MTL	2-3	L
30	12-14	@	DET	4-4	T
31	12-15		DET	4-2	W
32	12-18		MTL	5-4	W
33	12-19	@	BOS	3-3	T
34	12-21	@	MTL	4-2	W
35	12-22		TOR	5-2	W
36	12-25		CHI	1-3	L
37	12-28	@	TOR	1-6	L
38	12-29		MTL	3-4	L
39	1-4		BOS	4-7	L
40	1-5		MTL	0-4	L
41	1-8		TOR	5-5	T
42	1-11	@	MTL	3-9	L
43	1-12		DET	2-3	L
44	1-16	@	BOS	3-2	W
45	1-18	@	CHI	3-2	W
46	1-19	@	DET	6-1	W
47	1-25	@	TOR	1-7	L
48	1-26	@	CHI	3-4	L

1957-58 (CONT'D)

GAME	DATE		OPPONENT	SCORE	RESULT
49	1-29		BOS	1-1	T
50	2-1		CHI	3-2	W
51	2-2	@	BOS	3-4	L
52	2-8	@	DET	5-2	W
53	2-9		MTL	1-3	L
54	2-14	@	CHI	3-1	W
55	2-16		BOS	3-2	W
56	2-19		CHI	3-2	W
57	2-22	@	MTL	2-2	T
58	2-23		TOR	4-2	W
59	2-26		CHI	4-3	W
60	3-1	@	TOR	5-4	W
61	3-2		DET	4-4	T
62	3-8	@	MTL	3-2	W
63	3-9		DET	2-4	L
64	3-11	@	DET	2-2	T
65	3-12	@	CHI	3-2	W
66	3-15	@	BOS	4-0	W
67	3-16		MTL	2-3	L
68	3-19		BOS	1-1	T
69	3-22	@	TOR	7-0	W
70	3-23		TOR	3-2	W

*Overtime

ALL-TIME RESULTS GAME-BY-GAME

1958-59

GAME	DATE		OPPONENT	SCORE	RESULT
1	10-8	@	CHI	1-1	T
2	10-11	@	BOS	4-4	T
3	10-12	@	DET	0-3	L
4	10-15		BOS	4-4	T
5	10-18	@	MTL	2-2	T
6	10-19		MTL	3-5	L
7	10-25		CHI	6-2	W
8	10-26		TOR	3-2	W
9	10-29		BOS	2-2	T
10	10-30	@	DET	1-4	L
11	11-1	@	TOR	3-4	L
12	11-2		DET	1-2	L
13	11-4	@	CHI	2-4	L
14	11-8	@	MTL	6-5	W
15	11-9	@	BOS	5-1	W
16	11-15		BOS	4-2	W
17	11-16		MTL	2-1	W
18	11-19		TOR	7-4	W
19	11-22	@	TOR	2-2	T
20	11-23		DET	1-3	L
21	11-26		MTL	5-3	W
22	11-27	@	BOS	1-3	L
23	11-29		BOS	1-3	L
24	11-30	@	CHI	2-2	T

1958-59 (CONT'D)

GAME	DATE		OPPONENT	SCORE	RESULT
25	12-3		CHI	4-2	W
26	12-6	@	MTL	0-6	L
27	12-7		TOR	0-2	L
28	12-10		DET	1-2	L
29	12-13	@	TOR	4-4	T
30	12-14		CHI	3-3	T
31	12-18	@	DET	2-0	W
32	12-21		TOR	5-1	W
33	12-25	@	MTL	1-4	L
34	12-28		MTL	5-3	W
35	12-31		BOS	4-3	W
36	1-1	@	BOS	5-2	W
37	1-3	@	MTL	1-5	L
38	1-4		TOR	2-4	L
39	1-7		CHI	0-4	L
40	1-10		DET	3-3	T
41	1-11	@	CHI	4-3	W
42	1-14	@	TOR	3-2	W
43	1-17	@	CHI	1-7	L
44	1-18	@	DET	4-2	W
45	1-24	@	MTL	1-3	L
46	1-26	@	BOS	8-3	W
47	1-28		CHI	1-3	L
48	1-31	@	TOR	5-2	W

1958-59 (CONT'D)

GAME	DATE		OPPONENT	SCORE	RESULT
49	2-1		DET	5-4	W
50	2-5	@	DET	5-0	W
51	2-7		CHI	3-6	L
52	2-8	@	BOS	1-4	L
53	2-11		BOS	3-5	L
54	2-12	@	DET	0-1	L
55	2-15		MTL	1-5	L
56	2-18	@	CHI	2-4	L
57	2-21	@	TOR	1-1	T
58	2-22		MTL	5-1	W
59	2-25		DET	6-3	W
60	2-28	@	MTL	1-6	L
61	3-1		TOR	1-1	T
62	3-7	@	CHI	6-1	W
63	3-8		DET	4-2	W
64	3-11		CHI	3-5	L
65	3-12	@	BOS	4-5	L
66	3-14	@	TOR	0-5	L
67	3-15		TOR	5-6	L
68	3-18		BOS	3-5	L
69	3-21	@	DET	5-2	W
70	3-22		MTL	2-4	L

1959-60

GAME	DATE		OPPONENT	SCORE	RESULT
1	10-7	@	CHI	2-5	L
2	10-10	@	BOS	4-6	L
3	10-11	@	DET	2-4	L
4	10-14		BOS	3-4	L
5	10-17	@	MTL	4-2	W
6	10-18		MTL	5-6	L
7	10-21		TOR	2-3	L
8	10-24	@	TOR	1-1	T
9	10-25		CHI	3-1	W
10	10-28		DET	3-3	T
11	11-1		MTL	1-3	L
12	11-4	@	TOR	1-4	L
13	11-5	@	MTL	2-8	L
14	11-8	@	DET	3-3	T
15	11-11		BOS	6-3	W
16	11-14		DET	0-4	L
17	11-15		TOR	2-2	T
18	11-18	@	CHI	3-5	L
19	11-22		DET	3-5	L
20	11-25		BOS	3-3	T
21	11-26	@	BOS	3-4	L
22	11-28	@	CHI	2-6	L
23	11-29		CHI	2-2	T
24	12-3	@	MTL	7-4	W

1959-60 (CONT'D)

GAME	DATE		OPPONENT	SCORE	RESULT
25	12-5	@	TOR	3-6	L
26	12-6		TOR	6-0	W
27	12-12	@	BOS	4-3	W
28	12-13		BOS	4-3	W
29	12-19	@	MTL	3-5	L
30	12-20		MTL	6-5	W
31	12-23		CHI	0-3	L
32	12-25	@	DET	5-2	W
33	12-26	@	TOR	0-4	L
34	12-27		TOR	3-6	L
35	12-29		BOS	3-4	L
36	1-1	@	BOS	3-7	L
37	1-3		MTL	8-3	W
38	1-6		CHI	1-2	L
39	1-9		DET	3-3	T
40	1-10	@	DET	4-3	W
41	1-14	@	BOS	0-6	L
42	1-16	@	TOR	1-3	L
43	1-17	@	CHI	1-3	L
44	1-21	@	MTL	2-11	L
45	1-23	@	CHI	1-2	L
46	1-24	@	DET	2-2	T
47	1-27		MTL	2-2	T
48	1-30	@	TOR	2-3	L

1959-60 (CONT'D)

GAME	DATE		OPPONENT	SCORE	RESULT
49	1-31		DET	3-3	T
50	2-3		TOR	2-4	L
51	2-4	@	DET	3-1	W
52	2-6		CHI	1-5	L
53	2-7		MTL	4-1	W
54	2-10	@	CHI	1-5	L
55	2-14	@	BOS	0-3	L
56	2-17		CHI	1-5	L
57	2-20	@	MTL	3-3	T
58	2-21		BOS	7-2	W
59	2-24		DET	2-2	T
60	2-27	@	MTL	2-3	L
61	2-28		TOR	3-5	L
62	3-5	@	CHI	0-5	L
63	3-6		DET	3-1	W
64	3-9		CHI	1-1	T
65	3-10	@	BOS	3-3	T
66	3-12	@	TOR	4-1	W
67	3-13		TOR	2-2	T
68	3-16		BOS	2-3	L
69	3-19	@	DET	3-6	L
70	3-20		MTL	3-1	W

1960-61

GAME	DATE		OPPONENT	SCORE	RESULT
1	10-5		BOS	2-1	W
2	10-8	@	TOR	5-2	W
3	10-9	@	CHI	2-3	L
4	10-11		MTL	2-3	L
5	10-15	@	MTL	4-8	L
6	10-16		TOR	2-7	L
7	10-19		CHI	2-0	W
8	10-23		MTL	2-4	L
9	10-26		DET	4-3	W
10	10-27	@	BOS	4-6	L
11	10-30		TOR	1-3	L
12	11-2	@	CHI	4-4	T
13	11-5	@	TOR	3-7	L
14	11-6	@	DET	2-5	L
15	11-9		DET	3-4	L
16	11-10	@	MTL	7-9	L
17	11-13		MTL	1-2	L
18	11-16		BOS	4-3	W
19	11-20		DET	3-4	L
20	11-23		BOS	6-3	W
21	11-24	@	BOS	5-3	W
22	11-27		CHI	3-3	T
23	12-3	@	TOR	2-5	L
24	12-4	@	DET	4-1	W

1960-61 (CONT'D)

GAME	DATE		OPPONENT	SCORE	RESULT
25	12-7		DET	1-3	L
26	12-10	@	BOS	3-0	W
27	12-11		BOS	2-2	T
28	12-14	@	CHI	0-4	L
29	12-15	@	DET	1-1	T
30	12-17	@	MTL	0-2	L
31	12-18		TOR	2-3	L
32	12-21		CHI	2-2	T
33	12-25		MTL	4-1	W
34	12-28		DET	3-4	L
35	12-31	@	TOR	1-2	L
36	1-1		TOR	1-4	L
37	1-4		CHI	2-3	L
38	1-7	@	MTL	3-6	L
39	1-8		MTL	4-2	W
40	1-12	@	BOS	4-4	T
41	1-14	@	DET	2-2	T
42	1-15	@	CHI	3-1	W
43	1-18	@	TOR	4-4	T
44	1-21	@	CHI	3-5	L
45	1-22	@	DET	5-3	W
46	1-25		BOS	2-1	W
47	1-29		TOR	1-4	L
48	2-1		CHI	3-1	W

1960-61 (CONT'D)

GAME	DATE		OPPONENT	SCORE	RESULT
49	2-2	@	MTL	5-7	L
50	2-4	@	BOS	2-1	W
51	2-5		BOS	5-2	W
52	2-8	@	TOR	3-5	L
53	2-9	@	DET	2-4	L
54	2-11		MTL	3-3	T
55	2-12	@	BOS	3-8	L
56	2-15	@	CHI	2-5	L
57	2-18	@	MTL	4-7	L
58	2-19		TOR	4-2	W
59	2-22		CHI	4-2	W
60	2-26		MTL	1-3	L
61	3-1		BOS	3-1	W
62	3-2	@	CHI	1-7	L
63	3-4	@	TOR	4-5	L
64	3-5		DET	8-3	W
65	3-8		CHI	3-4	L
66	3-9	@	MTL	1-6	L
67	3-12		DET	7-3	W
68	3-14	@	DET	2-5	L
69	3-15	@	BOS	2-6	L
70	3-19		TOR	2-2	T

*Overtime

ALL-TIME RESULTS GAME-BY-GAME

1961-62

GAME	DATE		OPPONENT	SCORE	RESULT
1	10-11	@	BOS	6-2	W
2	10-12		BOS	6-3	W
3	10-14	@	MTL	1-3	L
4	10-15		TOR	2-1	W
5	10-18		MTL	2-5	L
6	10-19	@	CHI	4-2	W
7	10-21	@	DET	4-4	T
8	10-22		DET	4-5	L
9	10-25		CHI	1-1	T
10	10-28	@	TOR	1-5	L
11	10-29		TOR	4-2	W
12	10-31	@	CHI	4-2	W
13	11-2	@	DET	0-1	L
14	11-4	@	MTL	3-3	T
15	11-8		BOS	4-4	T
16	11-12		CHI	4-1	W
17	11-18		MTL	4-4	T
18	11-19		TOR	5-3	W
19	11-22		DET	4-0	W
20	11-23	@	BOS	4-3	W
21	11-25	@	TOR	0-6	L
22	11-26		MTL	2-2	T
23	12-2	@	BOS	1-3	L
24	12-3		BOS	3-1	W

1961-62 (CONT'D)

GAME	DATE		OPPONENT	SCORE	RESULT
25	12-6		CHI	3-8	L
26	12-7	@	DET	3-3	T
27	12-9	@	MTL	2-2	T
28	12-10		TOR	2-3	L
29	12-16	@	TOR	2-4	L
30	12-17	@	CHI	1-3	L
31	12-20		DET	6-1	W
32	12-23		CHI	7-3	W
33	12-25	@	DET	6-4	W
34	12-27		MTL	0-3	L
35	12-31		BOS	4-7	L
36	1-1	@	BOS	4-2	W
37	1-3	@	CHI	1-2	L
38	1-6	@	MTL	1-5	L
39	1-7		TOR	3-4	L
40	1-13	@	CHI	2-4	L
41	1-14	@	DET	1-2	L
42	1-17	@	TOR	2-4	L
43	1-21	@	CHI	1-3	L
44	1-24		DET	0-3	L
45	1-27	@	MTL	1-5	L
46	1-28		CHI	0-3	L
47	1-31		BOS	5-0	W
48	2-1	@	BOS	5-3	W

1961-62 (CONT'D)

GAME	DATE		OPPONENT	SCORE	RESULT
49	2-3	@	TOR	1-4	L
50	2-4		MTL	2-1	W
51	2-7		DET	2-2	T
52	2-10		CHI	2-1	W
53	2-11	@	BOS	5-3	W
54	2-14	@	CHI	3-4	L
55	2-15	@	DET	3-4	L
56	2-17	@	TOR	3-5	L
57	2-18		TOR	6-2	W
58	2-21		BOS	4-2	W
59	2-24	@	MTL	2-4	L
60	2-25		MTL	3-3	T
61	2-28		BOS	2-2	T
62	3-3	@	TOR	1-3	L
63	3-4		DET	2-4	L
64	3-6	@	DET	5-4	W
65	3-11		MTL	1-2	L
66	3-14		DET	3-2	W
67	3-17	@	MTL	0-2	L
68	3-18		TOR	2-2	T
69	3-22	@	BOS	4-3	W
70	3-25		CHI	4-1	W

1962-63

GAME	DATE		OPPONENT	SCORE	RESULT
1	10-11		DET	1-2	L
2	10-13	@	MTL	3-6	L
3	10-14		TOR	5-3	W
4	10-17		CHI	1-5	L
5	10-21		MTL	3-3	T
6	10-27	@	TOR	5-1	W
7	10-28		CHI	3-5	L
8	10-30	@	CHI	3-5	L
9	11-1	@	DET	0-4	L
10	11-3	@	MTL	3-3	T
11	11-4	@	BOS	4-3	W
12	11-7		TOR	1-5	L
13	11-10	@	TOR	3-5	L
14	11-11		DET	2-3	L
15	11-14		BOS	6-2	W
16	11-17		CHI	3-4	L
17	11-18		TOR	3-1	W
18	11-21		BOS	4-2	W
19	11-22	@	BOS	7-1	W
20	11-24	@	TOR	1-4	L
21	11-25		MTL	1-3	L
22	11-29	@	DET	5-0	W
23	12-2	@	CHI	1-5	L
24	12-5		DET	3-3	T

1962-63 (CONT'D)

GAME	DATE		OPPONENT	SCORE	RESULT
25	12-8	@	BOS	3-3	T
26	12-9		BOS	2-4	L
27	12-12	@	CHI	3-4	L
28	12-13	@	DET	2-3	L
29	12-15	@	MTL	4-2	W
30	12-16		DET	5-2	W
31	12-22	@	TOR	2-4	L
32	12-23		CHI	1-3	L
33	12-25	@	BOS	2-6	L
34	12-27		BOS	9-3	W
35	12-30		MTL	4-4	T
36	12-31	@	DET	1-1	T
37	1-2		TOR	3-2	W
38	1-5	@	MTL	2-2	T
39	1-6		MTL	0-6	L
40	1-12	@	CHI	1-3	L
41	1-13	@	DET	2-4	L
42	1-19	@	BOS	5-3	W
43	1-20	@	CHI	2-6	L
44	1-23		CHI	3-3	T
45	1-26	@	MTL	4-2	W
46	1-27		TOR	2-4	L
47	1-30		DET	1-6	L
48	2-2	@	TOR	2-2	T

1962-63 (CONT'D)

GAME	DATE		OPPONENT	SCORE	RESULT
49	2-3		BOS	4-6	L
50	2-6		MTL	6-3	W
51	2-9		CHI	3-3	T
52	2-10	@	CHI	2-4	L
53	2-12	@	BOS	3-6	L
54	2-16	@	TOR	2-4	L
55	2-17		TOR	4-1	W
56	2-20		BOS	3-3	T
57	2-23	@	MTL	3-6	L
58	2-24		DET	2-3	L
59	2-26	@	DET	4-3	W
60	2-28	@	CHI	6-1	W
61	3-2	@	TOR	3-4	L
62	3-3		DET	2-3	L
63	3-6		CHI	5-2	W
64	3-9	@	MTL	5-2	W
65	3-10		MTL	1-5	L
66	3-14	@	DET	4-9	L
67	3-17		TOR	1-2	L
68	3-20		BOS	5-1	W
69	3-21	@	BOS	2-2	T
70	3-24		MTL	5-0	W

1963-64

GAME	DATE		OPPONENT	SCORE	RESULT
1	10-9	@	CHI	1-3	L
2	10-12	@	MTL	2-6	L
3	10-16		DET	3-0	W
4	10-20		BOS	5-1	W
5	10-24	@	BOS	2-0	W
6	10-26	@	TOR	4-6	L
7	10-27		CHI	1-4	L
8	10-30		BOS	4-3	W
9	10-31	@	DET	1-4	L
10	11-3		MTL	3-5	L
11	11-5	@	CHI	2-3	L
12	11-7	@	DET	0-1	L
13	11-9	@	MTL	2-4	L
14	11-14		TOR	4-5	L
15	11-16	@	TOR	4-5	L
16	11-17		DET	5-2	W
17	11-20		BOS	1-1	T
18	11-24		TOR	3-3	T
19	11-27		DET	3-2	W
20	11-28	@	BOS	3-5	L
21	11-30		CHI	2-3	L
22	12-1	@	CHI	3-3	T
23	12-5	@	MTL	2-4	L
24	12-7	@	BOS	6-8	L

1963-64 (CONT'D)

GAME	DATE		OPPONENT	SCORE	RESULT
25	12-8		BOS	2-2	T
26	12-11		CHI	2-6	L
27	12-12	@	MTL	4-6	L
28	12-14	@	TOR	3-5	L
29	12-15		MTL	4-2	W
30	12-18		DET	1-1	T
31	12-22		TOR	1-1	T
32	12-25	@	DET	3-4	L
33	12-27		CHI	4-2	W
34	12-29		MTL	2-6	L
35	1-1	@	CHI	5-2	W
36	1-4		DET	5-2	W
37	1-5		TOR	3-2	W
38	1-9	@	BOS	5-3	W
39	1-12	@	DET	3-5	L
40	1-15	@	TOR	5-4	W
41	1-18	@	CHI	1-6	L
42	1-19	@	DET	3-1	W
43	1-22		BOS	6-4	W
44	1-23	@	MTL	2-4	L
45	1-25	@	TOR	1-1	T
46	1-26		DET	3-2	W
47	1-30	@	BOS	3-1	W
48	2-1		CHI	2-2	T

1963-64 (CONT'D)

GAME	DATE		OPPONENT	SCORE	RESULT
49	2-2		MTL	4-2	W
50	2-5		BOS	2-3	L
51	2-6	@	BOS	0-4	L
52	2-8		MTL	2-8	L
53	2-9	@	DET	2-4	L
54	2-12	@	CHI	2-5	L
55	2-16		TOR	4-2	W
56	2-19		CHI	2-7	L
57	2-22	@	TOR	2-5	L
58	2-23		TOR	3-4	L
59	2-27	@	BOS	4-2	W
60	2-29	@	MTL	0-4	L
61	3-1		DET	2-2	T
62	3-4		CHI	4-3	W
63	3-7	@	MTL	3-2	W
64	3-8		MTL	0-0	T
65	3-11		BOS	3-5	L
66	3-14	@	TOR	3-7	L
67	3-15		TOR	1-3	L
68	3-17	@	CHI	0-4	L
69	3-19	@	DET	3-9	L
70	3-22		MTL	1-2	L

*Overtime

ALL-TIME RESULTS GAME-BY-GAME

1964-65

GAME	DATE	OPPONENT	SCORE	RESULT
1	10-12	@ BOS	6-2	W
2	10-13	MTL	0-3	L
3	10-17	@ MTL	2-2	T
4	10-18	TOR	3-3	T
5	10-21	DET	0-1	L
6	10-24	@ TOR	1-1	T
7	10-25	CHI	2-5	L
8	10-28	BOS	3-1	W
9	11-1	MTL	3-1	W
10	11-3	@ CHI	1-2	L
11	11-5	@ DET	1-3	L
12	11-7	@ TOR	1-0	W
13	11-11	BOS	4-2	W
14	11-15	DET	2-6	L
15	11-17	@ DET	2-1	W
16	11-22	DET	3-3	T
17	11-25	TOR	6-3	W
18	11-26	@ BOS	1-6	L
19	11-28	@ TOR	4-1	W
20	11-29	MTL	2-5	L
21	12-2	CHI	3-3	T
22	12-5	@ BOS	3-3	T
23	12-6	@ CHI	4-1	W
24	12-9	CHI	1-6	L

1964-65 (CONT'D)

GAME	DATE	OPPONENT	SCORE	RESULT
25	12-12	@ MTL	1-7	L
26	12-13	TOR	3-3	T
27	12-16	DET	3-7	L
28	12-19	@ TOR	3-6	L
29	12-20	MTL	2-3	L
30	12-23	@ MTL	0-2	L
31	12-25	@ BOS	3-0	W
32	12-26	BOS	0-2	L
33	12-27	@ DET	1-3	L
34	12-29	CHI	2-4	L
35	1-1	@ CHI	1-2	L
36	1-3	TOR	3-3	T
37	1-6	BOS	5-2	W
38	1-9	@ MTL	6-5	W
39	1-10	TOR	0-6	L
40	1-14	@ BOS	2-5	L
41	1-16	@ CHI	6-3	W
42	1-17	@ DET	4-2	W
43	1-23	@ TOR	1-1	T
44	1-24	@ CHI	2-7	L
45	1-27	BOS	5-2	W
46	1-30	@ MTL	1-5	L
47	1-31	DET	1-4	L
48	2-3	CHI	1-4	L

1964-65 (CONT'D)

GAME	DATE	OPPONENT	SCORE	RESULT
49	2-6	@ BOS	2-3	L
50	2-7	BOS	8-3	W
51	2-13	CHI	0-3	L
52	2-14	@ DET	2-6	L
53	2-17	@ CHI	4-5	L
54	2-20	@ DET	2-3	L
55	2-21	MTL	2-2	T
56	2-24	@ MTL	1-6	L
57	2-27	@ TOR	4-3	W
58	2-28	TOR	6-2	W
59	3-3	BOS	1-6	L
60	3-4	@ BOS	4-3	W
61	3-6	@ MTL	1-2	L
62	3-7	DET	5-6	L
63	3-10	CHI	1-1	T
64	3-14	MTL	4-6	L
65	3-19	DET	6-6	T
66	3-20	@ TOR	1-4	L
67	3-21	TOR	1-10	L
68	3-23	@ CHI	3-2	W
69	3-25	@ DET	4-7	L
70	3-28	MTL	3-5	L

1965-66

GAME	DATE	OPPONENT	SCORE	RESULT
1	10-24	MTL	3-4	L
2	10-27	@ MTL	3-4	L
3	10-30	@ BOS	8-2	W
4	11-3	TOR	2-2	T
5	11-6	@ TOR	4-2	W
6	11-7	DET	3-2	W
7	11-10	BOS	2-2	T
8	11-11	@ DET	3-3	T
9	11-13	@ TOR	2-5	L
10	11-14	@ CHI	4-2	W
11	11-17	CHI	3-5	L
12	11-20	@ MTL	3-9	L
13	11-21	DET	3-3	T
14	11-24	BOS	4-1	W
15	11-25	@ BOS	2-6	L
16	11-27	CHI	0-1	L
17	11-28	TOR	2-4	L
18	12-1	TOR	2-2	T
19	12-4	@ MTL	3-4	L
20	12-5	CHI	2-6	L
21	12-8	@ CHI	2-2	T
22	12-9	@ DET	3-7	L
23	12-11	DET	2-4	L
24	12-12	TOR	1-1	T

1965-66 (CONT'D)

GAME	DATE	OPPONENT	SCORE	RESULT
25	12-18	@ TOR	4-8	L
26	12-19	MTL	3-2	W
27	12-22	@ CHI	3-4	L
28	12-23	@ DET	2-4	L
29	12-25	@ BOS	2-4	L
30	12-26	BOS	6-4	W
31	12-29	CHI	0-3	L
32	1-1	@ MTL	1-5	L
33	1-2	MTL	3-6	L
34	1-8	CHI	6-4	W
35	1-9	BOS	1-3	L
36	1-15	@ DET	4-4	T
37	1-16	@ CHI	6-5	W
38	1-19	@ TOR	2-6	L
39	1-22	@ BOS	3-5	L
40	1-23	@ DET	1-5	L
41	1-26	DET	4-3	W
42	1-29	@ MTL	2-6	L
43	1-30	TOR	8-4	W
44	2-2	@ CHI	3-4	L
45	2-5	@ BOS	3-5	L
46	2-6	MTL	0-4	L
47	2-9	@ TOR	0-3	L
48	2-10	@ DET	2-6	L

1965-66 (CONT'D)

GAME	DATE	OPPONENT	SCORE	RESULT
49	2-12	BOS	9-2	W
50	2-13	@ CHI	1-6	L
51	2-16	CHI	2-5	L
52	2-19	@ TOR	3-1	W
53	2-20	MTL	3-5	L
54	2-23	DET	5-0	W
55	2-26	@ MTL	3-4	L
56	2-27	TOR	2-2	T
57	3-2	BOS	5-3	W
58	3-3	@ BOS	5-4	W
59	3-6	DET	1-1	T
60	3-9	CHI	1-0	W
61	3-12	@ CHI	2-4	L
62	3-13	MTL	3-2	W
63	3-16	BOS	1-3	L
64	3-19	@ MTL	2-6	L
65	3-20	@ BOS	3-4	L
66	3-23	DET	1-2	L
67	3-27	TOR	1-5	L
68	3-31	@ DET	3-5	L
69	4-2	@ TOR	3-3	T
70	4-3	MTL	1-4	L

1966-67

GAME	DATE	OPPONENT	SCORE	RESULT
1	10-19	CHI	3-6	L
2	10-22	@ TOR	4-4	T
3	10-23	TOR	1-0	W
4	10-27	@ DET	3-5	L
5	10-29	@ MTL	0-3	L
6	11-3	@ BOS	7-1	W
7	11-5	@ TOR	1-3	L
8	11-6	TOR	3-3	T
9	11-8	@ CHI	1-3	L
10	11-9	BOS	3-3	T
11	11-12	@ MTL	6-3	W
12	11-13	DET	5-2	W
13	11-16	CHI	2-2	T
14	11-19	@ BOS	3-3	T
15	11-20	MTL	1-2	L
16	11-23	BOS	5-4	W
17	11-26	CHI	4-1	W
18	11-27	TOR	5-0	W
19	11-30	@ CHI	5-0	W
20	12-3	@ BOS	2-2	T
21	12-4	MTL	1-3	L
22	12-7	BOS	4-2	W
23	12-8	@ DET	4-2	W
24	12-11	MTL	4-2	W

1966-67 (CONT'D)

GAME	DATE	OPPONENT	SCORE	RESULT
25	12-14	DET	4-1	W
26	12-17	@ TOR	3-1	W
27	12-18	@ DET	0-5	L
28	12-21	BOS	5-1	W
29	12-24	@ MTL	4-3	W
30	12-25	@ CHI	1-0	W
31	12-27	CHI	2-3	L
32	12-29	DET	4-2	W
33	12-31	@ MTL	0-3	L
34	1-1	TOR	1-2	L
35	1-4	@ TOR	1-1	T
36	1-8	MTL	2-1	W
37	1-12	@ BOS	3-0	W
38	1-14	@ CHI	3-5	L
39	1-15	@ DET	2-0	W
40	1-21	@ BOS	2-6	L
41	1-22	@ DET	2-7	L
42	1-25	BOS	2-1	W
43	1-28	@ MTL	2-3	L
44	1-29	DET	2-4	L
45	2-4	@ BOS	4-3	W
46	2-5	TOR	4-1	W
47	2-8	BOS	1-2	L
48	2-11	@ DET	3-6	L

1966-67 (CONT'D)

GAME	DATE	OPPONENT	SCORE	RESULT
49	2-12	MTL	4-4	T
50	2-15	@ TOR	0-6	L
51	2-18	CHI	4-1	W
52	2-19	@ CHI	3-2	W
53	2-22	DET	1-0	W
54	2-25	@ MTL	5-0	W
55	2-26	TOR	2-4	L
56	3-1	@ CHI	1-6	L
57	3-4	@ BOS	4-4	T
58	3-5	MTL	0-2	L
59	3-8	DET	1-3	L
60	3-11	@ TOR	2-2	T
61	3-12	MTL	2-2	T
62	3-15	CHI	1-3	L
63	3-18	@ MTL	2-4	L
64	3-19	BOS	3-1	W
65	3-22	@ CHI	3-3	T
66	3-23	@ DET	1-4	L
67	3-26	TOR	4-0	W
68	3-29	DET	10-5	W
69	4-1	@ TOR	1-5	L
70	4-2	CHI	0-8	L

*Overtime

ALL-TIME RESULTS GAME-BY-GAME

1967-68

GAME	DATE	OPPONENT	SCORE	RESULT
1	10-11	@ CHI	6-3	W
2	10-15	@ DET	2-3	L
3	10-18	MTL	2-2	T
4	10-21	@ TOR	5-3	W
5	10-22	PIT	6-4	W
6	10-25	CHI	2-2	T
7	10-26	@ MTL	1-1	T
8	10-29	TOR	3-2	W
9	10-31	@ LAK	6-1	W
10	11-1	@ OAK	2-0	W
11	11-4	@ TOR	2-4	L
12	11-8	BOS	3-6	L
13	11-12	OAK	5-3	W
14	11-16	@ PHI	2-3	L
15	11-18	@ BOS	1-3	L
16	11-19	MIN	5-2	W
17	11-22	CHI	1-7	L
18	11-23	@ BOS	2-4	L
19	11-26	STL	1-0	W
20	11-29	DET	1-3	L
21	12-2	@ PIT	4-1	W
22	12-3	LAK	4-2	W
23	12-6	DET	3-3	T
24	12-7	@ BOS	1-3	L
25	12-9	@ DET	2-3	L

1967-68 (CONT'D)

GAME	DATE	OPPONENT	SCORE	RESULT
26	12-10	MTL	3-2	W
27	12-13	@ CHI	2-5	L
28	12-16	@ TOR	2-4	L
29	12-17	STL	5-3	W
30	12-20	DET	2-0	W
31	12-23	BOS	0-4	L
32	12-25	@ PHI	3-1	W
33	12-27	MIN	3-3	T
34	12-30	CHI	3-3	T
35	12-31	TOR	4-0	W
36	1-3	BOS	5-5	T
37	1-6	@ MTL	2-5	L
38	1-7	TOR	6-2	W
39	1-10	@ CHI	3-3	T
40	1-13	@ STL	3-1	W
41	1-17	@ CHI	4-2	W
42	1-19	@ LAK	2-5	L
43	1-20	@ OAK	3-0	W
44	1-24	BOS	2-1	W
45	1-27	@ STL	3-4	L
46	1-28	OAK	4-2	W
47	1-31	CHI	2-3	L
48	2-1	@ MTL	2-5	L
49	2-3	@ BOS	3-3	T
50	2-4	MTL	3-0	W

1967-68 (CONT'D)

GAME	DATE	OPPONENT	SCORE	RESULT
51	2-8	@ DET	3-2	W
52	2-10	@ PIT	2-2	T
53	2-11	DET	3-3	T
54	2-15	@ MIN	6-2	W
55	2-17	@ TOR	3-2	W
56	2-18	PHI	3-1	W
57	2-21	MTL	2-7	L
58	2-24	@ MTL	6-1	W
59	2-25	TOR	3-1	W
60	2-29	@ DET	4-2	W
61	3-2	PHI	4-0	W
62	3-3	CHI	4-0	W
63	3-6	DET	6-1	W
64	3-9	@ MIN	1-1	T
65	3-10	LAK	3-4	L
66	3-13	BOS	1-2	L
67	3-14	@ MTL	1-3	L
68	3-17	PIT	3-0	W
69	3-20	@ CHI	5-3	W
70	3-23	@ TOR	1-3	L
71	3-24	TOR	4-2	W
72	3-28	@ BOS	5-4	W
73	3-30	@ DET	3-1	W
74	3-31	MTL	4-2	W

1968-69

GAME	DATE	OPPONENT	SCORE	RESULT
1	10-13	@ CHI	2-5	L
2	10-16	PHI	3-1	W
3	10-17	@ DET	2-7	L
4	10-20	LAK	7-0	W
5	10-23	OAK	6-1	W
6	10-26	@ MIN	3-0	W
7	10-27	TOR	3-5	L
8	10-30	PIT	7-3	W
9	10-31	@ PHI	2-1	W
10	11-3	MIN	2-1	W
11	11-6	@ LAK	0-2	L
12	11-8	@ OAK	3-2	W
13	11-10	@ CHI	4-2	W
14	11-13	STL	1-3	L
15	11-16	@ PIT	2-1	W
16	11-17	MTL	3-2	W
17	11-20	LAK	4-2	W
18	11-23	@ BOS	1-5	L
19	11-24	OAK	3-2	W
20	11-27	CHI	2-4	L
21	11-30	@ BOS	4-1	W
22	12-1	TOR	3-1	W
23	12-4	@ MTL	4-2	W
24	12-5	@ DET	2-4	L
25	12-7	@ TOR	2-5	L
26	12-8	DET	2-5	L

1968-69 (CONT'D)

GAME	DATE	OPPONENT	SCORE	RESULT
27	12-11	BOS	2-2	T
28	12-14	@ MIN	1-4	L
29	12-15	PHI	1-3	L
30	12-18	CHI	1-3	L
31	12-21	@ STL	2-2	T
32	12-22	MIN	4-2	W
33	12-25	@ PHI	2-2	T
34	12-26	OAK	3-1	W
35	12-28	@ MTL	3-5	L
36	12-29	MTL	3-1	W
37	1-2	BOS	2-4	L
38	1-4	@ TOR	3-5	L
39	1-5	MIN	5-1	W
40	1-9	@ PHI	3-1	W
41	1-11	@ DET	2-3	L
42	1-14	@ LAK	1-3	L
43	1-17	@ OAK	3-1	W
44	1-18	@ STL	2-2	T
45	1-23	LAK	3-1	W
46	1-25	CHI	3-0	W
47	1-26	MTL	3-2	W
48	1-29	DET	2-0	W
49	1-30	@ STL	4-3	W
50	2-1	@ MTL	2-6	L
51	2-2	PIT	7-3	W
52	2-5	@ PIT	2-3	L

1968-69 (CONT'D)

GAME	DATE	OPPONENT	SCORE	RESULT
53	2-8	STL	2-0	W
54	2-9	PHI	3-3	T
55	2-12	@ OAK	2-3	L
56	2-13	@ LAK	1-4	L
57	2-15	@ TOR	2-6	L
58	2-16	TOR	4-2	W
59	2-19	DET	1-1	T
60	2-23	BOS	9-0	W
61	2-26	CHI	5-3	W
62	3-1	@ BOS	5-8	L
63	3-2	STL	2-1	W
64	3-5	@ CHI	4-4	T
65	3-6	@ DET	4-1	W
66	3-8	@ PIT	5-3	W
67	3-9	MTL	2-2	T
68	3-12	PIT	4-3	W
69	3-16	DET	6-4	W
70	3-19	@ MIN	4-2	W
71	3-22	@ MTL	1-3	L
72	3-23	BOS	4-2	W
73	3-26	@ CHI	4-6	L
74	3-27	@ BOS	3-3	T
75	3-29	@ TOR	4-2	W
76	3-30	TOR	4-0	W

1969-70

GAME	DATE	OPPONENT	SCORE	RESULT
1	10-12	@ BOS	1-2	L
2	10-15	MIN	4-3	W
3	10-18	@ MTL	3-7	L
4	10-19	TOR	1-0	W
5	10-22	CHI	1-1	T
6	10-25	@ DET	4-1	W
7	10-26	MTL	3-8	L
8	10-29	@ PIT	3-1	W
9	10-30	@ PHI	3-3	T
10	11-1	@ TOR	3-2	W
11	11-2	STL	6-4	W
12	11-5	@ CHI	1-3	L
13	11-7	@ OAK	8-1	W
14	11-8	@ LAK	4-1	W
15	11-12	DET	4-2	W
16	11-15	@ BOS	6-5	W
17	11-16	STL	4-2	W
18	11-19	@ CHI	1-1	T
19	11-22	@ STL	5-0	W
20	11-23	OAK	5-2	W
21	11-26	BOS	3-0	W
22	11-29	PHI	2-2	T
23	11-30	MIN	2-2	T
24	12-3	CHI	3-3	T
25	12-7	MTL	6-3	W
26	12-10	BOS	5-2	W

1969-70 (CONT'D)

GAME	DATE	OPPONENT	SCORE	RESULT
27	12-11	@ BOS	1-2	L
28	12-13	@ MIN	5-2	W
29	12-14	TOR	1-3	L
30	12-17	PHI	2-2	T
31	12-20	@ TOR	5-2	W
32	12-21	OAK	3-1	W
33	12-26	PIT	2-3	L
34	12-28	LAK	3-3	T
35	12-31	CHI	2-1	W
36	1-3	@ MIN	3-3	T
37	1-4	OAK	5-2	W
38	1-7	@ PIT	5-3	W
39	1-11	@ MTL	1-4	L
40	1-14	@ TOR	7-1	W
41	1-15	@ PHI	4-4	T
42	1-17	@ MIN	3-1	W
43	1-22	@ STL	3-4	L
44	1-24	BOS	8-1	W
45	1-25	LAK	3-2	W
46	1-28	@ LAK	4-5	L
47	1-30	@ OAK	2-1	W
48	2-1	PIT	6-0	W
49	2-4	DET	5-1	W
50	2-8	LAK	5-1	W
51	2-11	@ LAK	6-2	W
52	2-13	@ OAK	2-4	L

1969-70 (CONT'D)

GAME	DATE	OPPONENT	SCORE	RESULT
53	2-15	MTL	2-0	W
54	2-18	PHI	3-3	T
55	2-19	@ DET	3-3	T
56	2-21	@ CHI	2-4	L
57	2-22	TOR	5-3	W
58	2-25	STL	2-1	W
59	2-26	@ BOS	3-5	L
60	2-28	@ DET	3-3	T
61	3-1	CHI	1-3	L
62	3-4	DET	0-2	L
63	3-6	@ STL	1-3	L
64	3-8	PIT	0-0	T
65	3-11	@ MTL	3-5	L
66	3-14	@ CHI	4-7	L
67	3-15	MIN	2-4	L
68	3-18	@ PIT	2-0	W
69	3-19	@ PHI	2-2	T
70	3-22	TOR	2-5	L
71	3-25	BOS	1-3	L
72	3-28	@ MTL	1-1	T
73	3-29	MTL	4-1	W
74	4-1	@ TOR	2-1	W
75	4-4	@ DET	2-6	L
76	4-5	DET	9-5	W

*Overtime

ALL-TIME RESULTS GAME-BY-GAME

1970-71

GAME	DATE		OPPONENT	SCORE	RESULT
1	10-10	@	STL	1-3	L
2	10-14		BUF	3-0	W
3	10-17	@	TOR	6-2	W
4	10-18		MTL	1-0	W
5	10-21		TOR	3-2	W
6	10-24	@	MIN	4-1	W
7	10-25		CGS	2-2	T
8	10-28		DET	4-1	W
9	10-31	@	BOS	0-6	L
10	11-1		CHI	5-2	W
11	11-4	@	CGS	1-3	L
12	11-7	@	LAK	6-2	W
13	11-11		PIT	3-3	T
14	11-14	@	CHI	1-2	L
15	11-15		TOR	4-2	W
16	11-18	@	LAK	5-3	W
17	11-21	@	MTL	5-4	W
18	11-22		MIN	2-0	W
19	11-25	@	PHI	1-3	L
20	11-26	@	BUF	2-2	T
21	11-28		BOS	3-3	T
22	11-29		PIT	6-2	W
23	12-2		STL	4-2	W
24	12-5	@	TOR	1-0	W
25	12-6		VAN	4-1	W
26	12-8	@	VAN	1-4	L

1970-71(CONT'D)

GAME	DATE		OPPONENT	SCORE	RESULT
27	12-9	@	LAK	2-2	T
28	12-11	@	CAR	2-1	W
29	12-13		LAK	4-0	W
30	12-16		BUF	4-0	W
31	12-19	@	MIN	5-3	W
32	12-20		VAN	5-1	W
33	12-22	@	BUF	7-2	W
34	12-23		PIT	6-1	W
35	12-26	@	DET	4-7	L
36	12-27		STL	4-4	T
37	12-29		CGS	3-2	W
38	1-2	@	PIT	3-1	W
39	1-3		MTL	6-5	W
40	1-9	@	MIN	1-0	W
41	1-10	@	STL	4-2	W
42	1-12	@	VAN	4-2	W
43	1-15	@	CGS	1-3	L
44	1-17	@	CHI	3-4	L
45	1-20		PHI	3-3	T
46	1-21	@	BUF	5-5	T
47	1-24		MIN	6-2	W
48	1-27		BOS	2-2	T
49	1-30	@	PHI	2-5	L
50	1-31		LAK	2-2	T
51	2-3		CHI	2-4	L
52	2-4	@	DET	1-0	W

1970-71 (CONT'D)

GAME	DATE		OPPONENT	SCORE	RESULT
53	2-6	@	VAN	5-4	W
54	2-9	@	BOS	3-6	L
55	2-10		MIN	4-3	W
56	2-13	@	STL	1-2	L
57	2-14		STL	2-1	W
58	2-17	@	MTL	0-3	L
59	2-20	@	PIT	2-0	W
60	2-21		DET	4-1	W
61	2-24		PHI	4-2	W
62	2-27	@	PIT	4-0	W
63	2-28		VAN	4-2	W
64	3-3		CGS	8-1	W
65	3-6	@	DET	2-2	T
66	3-7		LAK	4-2	W
67	3-10	@	CHI	4-2	W
68	3-12		PHI	7-2	W
69	3-14		TOR	1-0	W
70	3-18	@	PHI	1-2	L
71	3-20	@	TOR	1-3	L
72	3-21		MTL	2-6	L
73	3-23		BUF	7-2	W
74	3-27	@	BOS	6-3	W
75	3-28		BOS	2-1	W
76	3-31		CHI	4-2	W
77	4-3	@	MTL	2-7	L
78	4-4		DET	6-0	W

1971-72

GAME	DATE		OPPONENT	SCORE	RESULT
1	10-9	@	MTL	4-4	T
2	10-10	@	BOS	4-1	W
3	10-13		BOS	1-6	L
4	10-16	@	TOR	5-3	W
5	10-17		MTL	8-4	W
6	10-20		CHI	3-1	W
7	10-23	@	STL	4-3	W
8	10-24		PIT	1-1	T
9	10-27		DET	7-4	W
10	10-30	@	PIT	1-1	T
11	10-31		TOR	3-3	T
12	11-3	@	LAK	7-1	W
13	11-5	@	CGS	8-1	W
14	11-6	@	VAN	3-1	W
15	11-10		LAK	7-1	W
16	11-13		BUF	5-2	W
17	11-14		VAN	6-1	W
18	11-20	@	MIN	1-4	L
19	11-21		CGS	12-1	W
20	11-24		STL	8-3	W
21	11-27	@	DET	1-3	L
22	11-28	@	PHI	4-2	W
23	12-1		BUF	7-2	W
24	12-4	@	PIT	2-4	L
25	12-5		VAN	6-3	W
26	12-8	@	CHI	2-2	T

1971-72 (CONT'D)

GAME	DATE		OPPONENT	SCORE	RESULT
27	12-9	@	PHI	5-0	W
28	12-12		PIT	6-1	W
29	12-15		PHI	6-2	W
30	12-16	@	BOS	1-8	L
31	12-18	@	STL	5-2	W
32	12-19		MIN	1-1	T
33	12-22		PIT	4-2	W
34	12-25	@	MIN	2-1	W
35	12-26		MTL	5-1	W
36	12-29		PHI	5-1	W
37	1-2		BOS	1-4	L
38	1-5		STL	9-1	W
39	1-9		LAK	8-0	W
40	1-12	@	CHI	5-5	T
41	1-13	@	BUF	5-2	W
42	1-15	@	TOR	3-4	L
43	1-19	@	LAK	5-1	W
44	1-21	@	CGS	5-0	W
45	1-22	@	VAN	2-5	L
46	1-26		BUF	5-1	W
47	1-29	@	MIN	2-4	L
48	1-30		MIN	1-1	T
49	2-2		BOS	0-2	L
50	2-3	@	BUF	4-2	W
51	2-5	@	STL	5-6	L
52	2-6		TOR	2-2	T

1971-72 (CONT'D)

GAME	DATE		OPPONENT	SCORE	RESULT
53	2-9		CHI	4-1	W
54	2-12	@	PIT	8-3	W
55	2-13		LAK	4-2	W
56	2-15	@	VAN	5-1	W
57	2-17	@	LAK	6-4	W
58	2-18	@	CGS	2-2	T
59	2-20		DET	4-3	W
60	2-22	@	MTL	7-3	W
61	2-23		PHI	4-3	W
62	2-27		STL	2-0	W
63	3-1		CGS	4-1	W
64	3-2	@	BUF	4-3	W
65	3-5		VAN	6-1	W
66	3-8		CHI	3-3	T
67	3-11	@	DET	4-2	W
68	3-12		CAR	3-7	L
69	3-15	@	CHI	1-3	L
70	3-16	@	DET	2-1	W
71	3-18	@	PHI	5-3	W
72	3-19		TOR	5-3	W
73	3-23	@	BOS	1-4	L
74	3-25	@	MTL	3-3	T
75	3-26		MIN	0-5	L
76	3-29		DET	2-2	T
77	4-1	@	TOR	1-2	L
78	4-2		MTL	5-6	L

1972-73

GAME	DATE		OPPONENT	SCORE	RESULT
1	10-7	@	DET	3-5	L
2	10-8	@	CHI	1-5	L
3	10-11		VAN	5-3	W
4	10-14	@	MTL	1-6	L
5	10-15		MIN	6-2	W
6	10-18		BOS	7-1	W
7	10-21	@	NYI	2-1	W
8	10-22		MTL	1-1	T
9	10-25		PHI	6-1	W
10	10-29		CHI	7-1	W
11	11-1	@	CHI	3-2	W
12	11-4	@	PIT	4-6	L
13	11-5	@	PHI	3-2	W
14	11-8		VAN	5-2	W
15	11-11		CGS	7-2	W
16	11-12		LAK	5-1	W
17	11-15		PHI	7-3	W
18	11-18	@	STL	3-1	W
19	11-19		PIT	3-5	L
20	11-21	@	ATL	3-1	W
21	11-23	@	BUF	3-5	L
22	11-26		TOR	7-4	W
23	11-28	@	VAN	1-2	L
24	11-29	@	LAK	2-2	T
25	12-1	@	CGS	3-3	T
26	12-3		ATL	3-2	W

1972-73 (CONT'D)

GAME	DATE		OPPONENT	SCORE	RESULT
27	12-6		BUF	2-3	L
28	12-9	@	NYI	4-1	W
29	12-10		NYI	4-1	W
30	12-13	@	TOR	4-3	W
31	12-14	@	BOS	2-4	L
32	12-16	@	MIN	1-5	L
33	12-17		PIT	9-1	W
34	12-20	@	STL	5-4	W
35	12-21		ATL	2-5	L
36	12-24		DET	5-0	W
37	12-27		BUF	1-4	L
38	12-31		STL	6-1	W
39	1-3		LAK	3-0	W
40	1-6		BUF	1-4	L
41	1-7		PIT	3-0	W
42	1-11	@	BUF	4-2	W
43	1-13	@	STL	5-3	W
44	1-14	@	PHI	5-2	W
45	1-17	@	LAK	4-4	T
46	1-19	@	CGS	6-0	W
47	1-20	@	VAN	4-3	W
48	1-24		BOS	4-2	W
49	1-27	@	DET	6-3	W
50	1-28		TOR	5-2	W
51	1-31		CGS	3-1	W
52	2-3	@	BOS	7-3	W

1972-73 (CONT'D)

GAME	DATE		OPPONENT	SCORE	RESULT
53	2-4		ATL	6-0	W
54	2-7		NYI	6-0	W
55	2-10	@	NYI	6-0	W
56	2-11		MTL	2-2	T
57	2-14	@	MTL	3-6	L
58	2-15	@	BUF	1-4	L
59	2-18		NYI	3-2	W
60	2-21	@	LAK	4-3	W
61	2-23	@	CGS	3-5	L
62	2-25		MIN	6-5	W
63	2-28		CHI	3-3	T
64	3-3	@	DET	6-3	W
65	3-4		VAN	3-4	L
66	3-7		PHI	2-2	T
67	3-10	@	PIT	5-4	W
68	3-11		TOR	4-2	W
69	3-14	@	CHI	2-4	L
70	3-17	@	TOR	5-7	L
71	3-18		STL	3-1	W
72	3-20	@	MIN	6-1	W
73	3-22	@	ATL	4-1	W
74	3-24	@	BOS	0-3	L
75	3-25		MIN	1-2	L
76	3-28		BOS	3-6	L
77	3-31	@	MTL	1-5	L
78	4-1		DET	3-3	T

*Overtime

ALL-TIME RESULTS GAME-BY-GAME

1973-74

GAME	DATE		OPPONENT	SCORE	RESULT
1	10-10		DET	4-1	W
2	10-13	@	PIT	8-2	W
3	10-14		LAK	1-1	T
4	10-17		STL	4-0	W
5	10-20	@	TOR	2-3	L
6	10-21		MTL	2-3	L
7	10-27	@	NYI	2-3	L
8	10-28		PIT	2-7	L
9	10-30	@	VAN	3-3	T
10	11-1	@	LAK	1-2	L
11	11-4	@	CHI	1-4	L
12	11-7		BOS	7-3	W
13	11-9	@	ATL	3-3	T
14	11-11		NYI	5-2	W
15	11-14		CHI	4-4	T
16	11-15	@	BOS	2-10	L
17	11-17	@	MIN	6-3	W
18	11-18		PIT	7-0	W
19	11-21		CGS	3-0	W
20	11-22	@	BUF	7-6	W
21	11-24		LAK	5-5	T
22	11-25		VAN	5-0	W
23	11-29	@	PHI	2-2	T
24	12-1	@	STL	4-4	T
25	12-2		TOR	6-4	W
26	12-5		STL	5-1	W

1973-74 (CONT'D)

GAME	DATE		OPPONENT	SCORE	RESULT
27	12-6	@	BUF	4-8	L
28	12-9		CGS	6-3	W
29	12-12		BUF	1-1	T
30	12-15	@	TOR	2-2	T
31	12-16		CHI	1-6	L
32	12-20		DET	5-2	W
33	12-22	@	PIT	4-1	W
34	12-23	@	ATL	1-3	L
35	12-26		PHI	2-1	W
36	12-29	@	MTL	1-7	L
37	12-30		MIN	4-3	W
38	1-3	@	PHI	2-4	L
39	1-4		BOS	2-4	L
40	1-6		ATL	5-2	W
41	1-10	@	BUF	2-7	L
42	1-12	@	VAN	6-1	W
43	1-13	@	CGS	7-2	W
44	1-16	@	DET	4-4	T
45	1-17	@	STL	2-3	L
46	1-19	@	CHI	3-2	W
47	1-23		ATL	4-1	W
48	1-27		LAK	5-3	W
49	1-30	@	PIT	4-2	W
50	2-2	@	MIN	3-1	W
51	2-3		MIN	5-5	T
52	2-6		NYI	6-0	W

1973-74 (CONT'D)

GAME	DATE		OPPONENT	SCORE	RESULT
53	2-9	@	MTL	2-7	L
54	2-10		STL	4-2	W
55	2-14	@	PHI	4-4	T
56	2-16	@	VAN	9-4	W
57	2-21	@	LAK	5-3	W
58	2-22	@	CGS	4-3	W
59	2-24		PHI	3-2	W
60	2-27		VAN	4-2	W
61	3-2	@	MIN	3-1	W
62	3-3		CGS	8-2	W
63	3-6		MTL	9-2	W
64	3-9	@	MTL	2-4	L
65	3-10		NYI	4-2	W
66	3-14		CHI	2-5	L
67	3-16	@	NYI	3-1	W
68	3-17	@	BOS	2-5	L
69	3-20		VAN	5-7	L
70	3-21	@	ATL	5-5	T
71	3-23	@	DET	3-5	L
72	3-24		BUF	5-3	W
73	3-27		BOS	2-3	L
74	3-30	@	TOR	3-7	L
75	3-31		TOR	3-3	T
76	4-3		DET	5-3	W
77	4-6	@	DET	3-8	L
78	4-7		MTL	6-4	W

1974-75

GAME	DATE		OPPONENT	SCORE	RESULT
1	10-9		WSH	6-3	W
2	10-12	@	TOR	3-7	L
3	10-16		CGS	5-5	T
4	10-19	@	NYI	4-2	W
5	10-20		VAN	0-1	L
6	10-23		STL	5-1	W
7	10-26	@	PIT	5-4	W
8	10-27		ATL	4-1	W
9	10-30		NYI	1-1	T
10	10-31	@	PHI	1-5	L
11	11-3		BUF	3-4	L
12	11-5	@	VAN	1-2	L
13	11-6	@	CGS	7-3	W
14	11-9	@	LAK	2-2	T
15	11-13		PHI	2-3	L
16	11-16	@	MTL	4-4	T
17	11-17		CGS	10-0	W
18	11-20	@	DET	5-4	W
19	11-23		BOS	2-5	L
20	11-24		PIT	7-5	W
21	11-27		TOR	4-1	W
22	11-29	@	ATL	2-3	L
23	12-1		STL	4-4	T
24	12-4		DET	4-2	W
25	12-7	@	CHI	7-4	W
26	12-8		MTL	3-3	T
27	12-12	@	WSH	6-6	T

1974-75 (CONT'D)

GAME	DATE		OPPONENT	SCORE	RESULT
28	12-14	@	STL	2-6	L
29	12-15		LAK	3-3	T
30	12-18		MIN	7-0	W
31	12-19	@	BOS	3-11	L
32	12-22		ATL	3-4	L
33	12-27		BUF	9-5	W
34	12-29		KC	2-1	W
35	12-30	@	MIN	8-1	W
36	1-1		CHI	6-2	W
37	1-4	@	NYI	5-3	W
38	1-5		VAN	6-2	W
39	1-8	@	KC	6-1	W
40	1-11	@	STL	5-3	W
41	1-12	@	CHI	2-4	L
42	1-15	@	MIN	5-3	W
43	1-17	@	CGS	4-4	T
44	1-18	@	VAN	3-2	W
45	1-23		ATL	5-2	W
46	1-25	@	PIT	2-5	L
47	1-26		LAK	3-2	W
48	1-28	@	LAK	2-5	L
49	1-30	@	BUF	3-6	L
50	2-1	@	CHI	4-1	W
51	2-2		DET	5-5	T
52	2-5		PHI	3-4	L
53	2-6	@	PHI	3-1	W
54	2-8	@	MTL	1-7	L

1974-75 (CONT'D)

GAME	DATE		OPPONENT	SCORE	RESULT
55	2-9		WSH	7-3	W
56	2-11	@	WSH	4-7	L
57	2-15	@	MIN	9-2	W
58	2-16		TOR	5-5	T
59	2-18	@	KC	2-2	T
60	2-19		CHI	2-2	T
61	2-22	@	TOR	2-5	L
62	2-23		PHI	2-1	W
63	2-26		STL	5-1	W
64	3-2		PIT	6-8	L
65	3-5		BUF	3-6	L
66	3-7	@	KC	5-2	W
67	3-9		MTL	3-5	L
68	3-11	@	BOS	3-6	L
69	3-12		NYI	5-3	W
70	3-14	@	ATL	0-1	L
71	3-19		VAN	3-0	W
72	3-20	@	BUF	3-6	L
73	3-22	@	DET	4-7	L
74	3-23		BOS	7-5	W
75	3-26		MIN	2-4	L
76	3-29	@	NYI	4-6	L
77	3-30		KC	8-2	W
78	4-3	@	PHI	1-1	T
79	4-4	@	ATL	3-2	W
80	4-6		NYI	4-6	L

1975-76

GAME	DATE		OPPONENT	SCORE	RESULT
1	10-8		CHI	2-2	T
2	10-10	@	ATL	2-1	W
3	10-12		LAK	4-6	L
4	10-15		ATL	3-1	W
5	10-18	@	TOR	1-4	L
6	10-19		VAN	8-1	W
7	10-22	@	BUF	1-9	L
8	10-25	@	NYI	1-7	L
9	10-26		PHI	2-7	L
10	10-29		STL	3-1	W
11	11-1	@	MTL	0-4	L
12	11-2		DET	4-6	L
13	11-4	@	VAN	4-2	W
14	11-7	@	CGS	5-7	L
15	11-8	@	LAK	1-3	L
16	11-11	@	STL	3-5	L
17	11-12		CHI	4-4	T
18	11-15	@	MIN	5-2	W
19	11-16		DET	3-0	W
20	11-19		KC	4-6	L
21	11-22	@	PHI	2-4	L
22	11-23		CGS	3-2	W
23	11-26		BOS	4-6	L
24	11-29	@	PIT	3-8	L
25	11-30		STL	5-2	W
26	12-4	@	BUF	6-6	T
27	12-5	@	KC	3-2	W

1975-76 (CONT'D)

GAME	DATE		OPPONENT	SCORE	RESULT
28	12-7		WSH	5-2	W
29	12-10		BUF	2-2	T
30	12-11	@	BOS	5-1	W
31	12-13	@	DET	5-2	W
32	12-14		TOR	1-6	L
33	12-17		NYI	0-3	L
34	12-19	@	ATL	3-8	L
35	12-21		MIN	2-0	W
36	12-23		PIT	4-3	W
37	12-31		ATL	1-8	L
38	1-4		TOR	6-8	L
39	1-6	@	STL	2-5	L
40	1-10	@	KC	8-4	W
41	1-11	@	CHI	6-2	W
42	1-14	@	VAN	1-5	L
43	1-16	@	CGS	0-7	L
44	1-18	@	PIT	3-8	L
45	1-21		CHI	3-3	T
46	1-23	@	WSH	5-7	L
47	1-25		LAK	1-4	L
48	1-28		BUF	3-3	T
49	1-29	@	STL	6-3	W
50	1-31	@	TOR	4-6	L
51	2-1		MIN	3-2	W
52	2-4		NYI	5-6	L
53	2-7	@	DET	5-4	W
54	2-8		MTL	0-3	L

1975-76 (CONT'D)

GAME	DATE		OPPONENT	SCORE	RESULT
55	2-12	@	PHI	1-6	L
56	2-13		PHI	3-5	L
57	2-15		KC	5-1	W
58	2-17	@	NYI	3-1	W
59	2-18		WSH	11-4	W
60	2-20	@	MTL	3-5	L
61	2-22		BOS	2-5	L
62	2-25		CGS	4-6	L
63	2-28	@	MIN	3-5	L
64	2-29		MTL	1-1	T
65	3-3		VAN	3-3	T
66	3-5	@	ATL	3-8	L
67	3-7		ATL	6-6	T
68	3-11	@	LAK	3-4	L
69	3-13	@	VAN	7-3	W
70	3-16	@	WSH	2-5	L
71	3-17		MIN	3-1	W
72	3-20	@	BOS	1-8	L
73	3-21		PIT	2-4	L
74	3-24	@	BUF	3-7	L
75	3-25	@	PHI	1-4	L
76	3-27	@	CHI	6-5	W
77	3-28		KC	4-2	W
78	3-31		NYI	3-1	W
79	4-3	@	NYI	2-10	L
80	4-4		PHI	2-0	W

*Overtime

ALL-TIME RESULTS GAME-BY-GAME

1976-77

GAME	DATE		OPPONENT	SCORE	RESULT
1	10-6		MIN	6-5	W
2	10-8	@	COL	5-3	W
3	10-9	@	STL	1-2	L
4	10-12	@	MIN	10-4	W
5	10-13		BOS	1-5	L
6	10-16	@	MTL	4-7	L
7	10-17		COL	4-3	W
8	10-20		LAK	2-4	L
9	10-24		VAN	4-5	L
10	10-26	@	CLE	5-2	W
11	10-27		BOS	3-4	L
12	10-30	@	PIT	2-2	T
13	10-31		DET	5-6	L
14	11-3	@	VAN	6-1	W
15	11-6	@	LAK	3-3	T
16	11-10		WSH	5-7	L
17	11-13		BUF	2-6	L
18	11-14		PIT	1-5	L
19	11-17		CHI	3-2	W
20	11-20	@	STL	1-3	L
21	11-22	@	VAN	3-2	W
22	11-24	@	PHI	2-2	T
23	11-27	@	DET	5-0	W
24	11-28		MIN	4-1	W
25	11-30	@	ATL	2-2	T
26	12-1		WSH	4-1	W
27	12-4	@	MIN	11-4	W

1976-77 (CONT'D)

GAME	DATE		OPPONENT	SCORE	RESULT
28	12-5		TOR	5-5	T
29	12-8		STL	4-4	T
30	12-11	@	TOR	1-4	L
31	12-12		MTL	5-2	W
32	12-14	@	NYI	4-4	T
33	12-16	@	BUF	2-7	L
34	12-18	@	CHI	3-3	T
35	12-19		CLE	3-2	W
36	12-22		PHI	3-3	T
37	12-23	@	BOS	3-3	T
38	12-26		NYI	1-2	L
39	12-28	@	WSH	5-2	W
40	12-31		ATL	2-4	L
41	1-2		VAN	5-3	W
42	1-5		PHI	4-4	T
43	1-7	@	COL	4-4	T
44	1-9		LAK	4-5	L
45	1-12	@	ATL	1-6	L
46	1-13	@	BUF	5-7	L
47	1-16	@	CHI	5-2	W
48	1-19	@	CLE	3-3	T
49	1-22	@	LAK	0-6	L
50	1-23	@	VAN	2-6	L
51	1-27		PIT	0-3	L
52	1-30		STL	5-2	W
53	2-1	@	COL	2-5	L
54	2-3	@	NYI	3-6	L

1976-77 (CONT'D)

GAME	DATE		OPPONENT	SCORE	RESULT
55	2-6		NYI	4-0	W
56	2-9		BUF	1-2	L
57	2-10	@	DET	5-4	W
58	2-13		TOR	8-3	W
59	2-17	@	PHI	1-7	L
60	2-19	@	NYI	2-5	L
61	2-20		DET	3-2	W
62	2-23	@	TOR	5-4	W
63	2-26	@	CHI	1-2	L
64	2-27		MTL	1-8	L
65	3-3		BOS	1-4	L
66	3-5	@	MTL	2-7	L
67	3-6		CLE	4-3	W
68	3-9		MIN	6-4	W
69	3-10	@	BOS	3-10	L
70	3-12	@	ATL	3-6	L
71	3-13		ATL	3-5	L
72	3-16		PHI	4-4	T
73	3-19	@	PIT	5-2	W
74	3-20		STL	5-3	W
75	3-23		COL	5-3	W
76	3-25	@	WSH	2-7	L
77	3-27		CHI	3-5	L
78	3-30		ATL	4-3	W
79	4-2	@	PHI	1-4	L
80	4-3		NYI	2-5	L

1977-78

GAME	DATE		OPPONENT	SCORE	RESULT
1	10-12		VAN	6-3	W
2	10-15	@	MTL	0-5	L
3	10-16		NYI	4-2	W
4	10-19		PIT	3-3	T
5	10-22	@	NYI	2-7	L
6	10-23		MTL	2-6	L
7	10-25	@	CLE	5-0	W
8	10-26		STL	6-2	W
9	10-29	@	ATL	3-4	L
10	10-30		LAK	3-5	L
11	11-2	@	COL	2-6	L
12	11-4	@	VAN	5-1	W
13	11-5	@	LAK	1-3	L
14	11-9		BUF	8-4	W
15	11-12	@	DET	1-3	L
16	11-13		ATL	2-5	L
17	11-16		CHI	5-2	W
18	11-19	@	PIT	5-5	T
19	11-20		VAN	0-3	L
20	11-23		COL	6-3	W
21	11-26	@	BOS	2-3	L
22	11-27	@	BUF	2-3	L
23	11-30	@	STL	4-0	W
24	12-3	@	MIN	4-0	W
25	12-4		MIN	4-4	T
26	12-7		PHI	3-3	T
27	12-8	@	PHI	4-7	L

1977-78 (CONT'D)

GAME	DATE		OPPONENT	SCORE	RESULT
28	12-11		BOS	2-8	L
29	12-14	@	CHI	2-2	T
30	12-15	@	DET	5-5	T
31	12-17	@	CLE	2-4	L
32	12-18		DET	6-2	W
33	12-21		WSH	5-5	T
34	12-23		CLE	5-4	W
35	12-28		PHI	3-4	L
36	12-30	@	WSH	3-3	T
37	12-31		BUF	2-2	T
38	1-4	@	MIN	5-3	W
39	1-7	@	COL	1-3	L
40	1-9		PIT	3-5	L
41	1-10	@	BOS	3-2	W
42	1-14	@	PHI	1-4	L
43	1-17	@	VAN	5-4	W
44	1-18	@	LAK	3-0	W
45	1-20	@	ATL	3-5	L
46	1-22	@	PIT	1-3	L
47	1-25		TOR	3-4	L
48	1-28	@	NYI	2-6	L
49	1-29		LAK	1-4	L
50	2-1		NYI	6-7	L
51	2-4	@	STL	2-2	T
52	2-5		COL	6-3	W
53	2-8		MIN	3-0	W
54	2-9	@	BUF	0-2	L

1977-78 (CONT'D)

GAME	DATE		OPPONENT	SCORE	RESULT
55	2-11	@	TOR	2-3	L
56	2-12		MTL	3-5	L
57	2-15		VAN	6-3	W
58	2-19		COL	4-4	T
59	2-22	@	CHI	2-3	L
60	2-23		CHI	6-2	W
61	2-25	@	MTL	6-3	W
62	2-27		ATL	3-5	L
63	3-1		DET	3-2	W
64	3-5		TOR	1-4	L
65	3-8		CLE	6-1	W
66	3-12		WSH	8-2	W
67	3-15		PHI	2-2	T
68	3-18		BOS	3-6	L
69	3-19	@	MIN	7-7	T
70	3-22	@	STL	6-1	W
71	3-24	@	WSH	11-4	W
72	3-25	@	TOR	5-2	W
73	3-27		STL	5-2	W
74	3-29		NYI	5-1	W
75	4-1	@	ATL	0-6	L
76	4-2	@	BOS	3-8	L
77	4-5		ATL	2-4	L
78	4-6	@	PHI	0-3	L
79	4-8	@	NYI	2-7	L
80	4-9		CHI	3-2	W

1978-79

GAME	DATE		OPPONENT	SCORE	RESULT
1	10-12		PHI	3-3	T
2	10-15		COL	4-1	W
3	10-18		DET	3-3	T
4	10-19	@	DET	2-2	T
5	10-21	@	NYI	3-5	L
6	10-22		TOR	5-2	W
7	10-25		VAN	6-2	W
8	10-28	@	MTL	2-1	W
9	10-29		PIT	3-2	W
10	11-2	@	COL	3-0	W
11	11-4	@	LAK	7-3	W
12	11-5	@	VAN	5-2	W
13	11-8		MIN	3-5	L
14	11-11	@	PIT	2-1	W
15	11-12		NYI	3-5	L
16	11-15		CHI	8-1	W
17	11-18	@	MIN	7-2	W
18	11-19		ATL	1-3	W
19	11-22		TOR	3-3	T
20	11-26		WSH	9-4	W
21	11-29	@	ATL	5-3	W
22	12-2	@	TOR	2-5	L
23	12-3		BOS	2-3	L
24	12-6		STL	7-4	W
25	12-7	@	PHI	5-2	W
26	12-9	@	DET	4-5	L
27	12-10		PHI	0-4	L

1978-79 (CONT'D)

GAME	DATE		OPPONENT	SCORE	RESULT
28	12-13		LAK	8-7	W
29	12-16	@	BOS	1-4	L
30	12-17		BOS	1-4	L
31	12-20		BUF	6-3	W
32	12-22		DET	4-2	W
33	12-23	@	NYI	4-9	L
34	12-26	@	ATL	5-3	W
35	12-28	@	PHI	5-6	L
36	12-30	@	CHI	5-4	W
37	12-31		ATL	5-6	L
38	1-3		MTL	6-2	W
39	1-5		VAN	6-4	W
40	1-9	@	STL	5-3	W
41	1-10	@	COL	5-3	W
42	1-14	@	ATL	6-4	W
43	1-15		MIN	1-8	L
44	1-17		NYI	5-3	W
45	1-20	@	STL	2-3	L
46	1-21		PHI	5-5	T
47	1-24	@	WSH	1-5	L
48	1-25	@	BUF	5-4	W
49	1-27	@	NYI	7-2	W
50	1-30	@	VAN	5-3	W
51	1-31	@	COL	4-5	L
52	2-3	@	LAK	2-4	L
53	2-14		BOS	5-1	W
54	2-15	@	BUF	3-4	L

1978-79 (CONT'D)

GAME	DATE		OPPONENT	SCORE	RESULT
55	2-17	@	PHI	4-2	W
56	2-18		WSH	6-6	T
57	2-21		STL	7-3	W
58	2-24	@	TOR	4-2	W
59	2-25		NYI	3-2	W
60	2-27	@	STL	1-4	L
61	2-28	@	MIN	4-4	T
62	3-3		BUF	2-2	T
63	3-4		TOR	2-4	L
64	3-7		COL	5-3	W
65	3-10	@	MTL	6-3	W
66	3-11		CHI	5-2	W
67	3-14		ATL	4-6	L
68	3-15	@	BOS	7-4	W
69	3-17	@	NYI	2-5	L
70	3-18		PIT	1-5	L
71	3-20	@	WSH	2-2	T
72	3-21	@	CHI	7-6	W
73	3-25		MTL	0-1	L
74	3-27		PHI	4-4	T
75	3-28	@	PIT	1-7	L
76	4-1	@	PHI	3-7	L
77	4-2		LAK	5-4	W
78	4-4		ATL	3-3	T
79	4-6	@	ATL	2-9	L
80	4-8		NYI	2-5	L

*Overtime

ALL-TIME RESULTS GAME-BY-GAME

1979-80

GAME	DATE		OPPONENT	SCORE	RESULT
1	10-10	@	TOR	6-3	W
2	10-14		WSH	3-5	L
3	10-18		VAN	6-3	W
4	10-20	@	MTL	4-5	L
5	10-21		PIT	6-3	W
6	10-24		EDM	10-2	W
7	10-25	@	PHI	2-5	L
8	10-27	@	MIN	2-7	L
9	10-28		HFD	2-2	T
10	11-1	@	LAK	2-4	L
11	11-3	@	COL	2-7	L
12	11-4	@	VAN	4-2	W
13	11-7		LAK	8-4	W
14	11-10		QUE	5-4	W
15	11-11		PIT	1-4	L
16	11-13	@	NYI	5-10	L
17	11-14		DET	3-2	W
18	11-16	@	ATL	2-4	L
19	11-18		STL	5-3	W
20	11-21		WPG	4-6	L
21	11-24	@	PIT	3-5	L
22	11-25		TOR	3-4	L
23	11-28		MIN	4-4	T
24	11-29	@	BUF	1-2	L
25	12-1	@	STL	2-0	W
26	12-3		MTL	3-3	T
27	12-5		CHI	3-3	T

1979-80 (CONT'D)

GAME	DATE		OPPONENT	SCORE	RESULT
28	12-7	@	HFD	7-4	W
29	12-9		NYI	5-4	W
30	12-11	@	DET	2-1	W
31	12-12	@	CHI	5-2	W
32	12-15	@	WSH	4-5	L
33	12-16		PHI	1-1	T
34	12-19		VAN	5-3	W
35	12-22	@	PIT	4-3	W
36	12-23		BOS	3-4	L
37	12-30		WSH	5-2	W
38	1-2	@	QUE	3-3	T
39	1-4		PHI	3-5	L
40	1-6		ATL	5-5	T
41	1-7		HFD	5-2	W
42	1-9	@	DET	0-4	L
43	1-11	@	EDM	6-2	W
44	1-12	@	WPG	3-0	W
45	1-14		COL	6-6	T
46	1-16		WPG	4-1	W
47	1-19	@	BOS	3-6	L
48	1-20		CHI	1-2	L
49	1-22	@	LAK	5-4	W
50	1-23	@	VAN	6-4	W
51	1-27	@	COL	3-3	T
52	1-31	@	BUF	2-6	L
53	2-2	@	WSH	6-3	W
54	2-3	@	QUE	4-5	L

1979-80 (CONT'D)

GAME	DATE		OPPONENT	SCORE	RESULT
55	2-10		QUE	3-1	W
56	2-13	@	CHI	1-3	L
57	2-17		TOR	4-6	L
58	2-18	@	HFD	4-6	L
59	2-20		EDM	4-1	W
60	2-23	@	MIN	3-6	L
61	2-24		NYI	8-2	W
62	2-27		LAK	5-4	W
63	2-28	@	BOS	5-2	W
64	3-2		BOS	2-1	W
65	3-5		BUF	4-2	W
66	3-8	@	MTL	2-5	L
67	3-9		MIN	4-2	W
68	3-12		COL	6-0	W
69	3-15	@	TOR	8-4	W
70	3-16		STL	5-2	W
71	3-19	@	EDM	2-4	L
72	3-21	@	WPG	2-4	L
73	3-23		MTL	1-6	L
74	3-25		BUF	3-3	T
75	3-28	@	ATL	2-4	L
76	3-29	@	STL	4-3	W
77	3-31		DET	7-5	W
78	4-2		ATL	3-7	L
79	4-5	@	NYI	1-2	L
80	4-6	@	PHI	8-3	W

1980-81

GAME	DATE		OPPONENT	SCORE	RESULT
1	10-9	@	BOS	2-7	L
2	10-11	@	TOR	8-3	W
3	10-12		PIT	3-6	L
4	10-15		STL	1-2	L
5	10-18	@	WSH	2-8	L
6	10-19		EDM	2-4	L
7	10-22		VAN	3-2	W
8	10-25	@	DET	2-4	L
9	10-26		DET	7-6	W
10	10-28	@	STL	4-5	L
11	10-30	@	PHI	3-3	T
12	11-1	@	MTL	4-7	L
13	11-2		LAK	3-6	L
14	11-5	@	CHI	3-3	T
15	11-8	@	VAN	4-6	L
16	11-10	@	LAK	1-4	L
17	11-11	@	CGY	3-7	L
18	11-14		PIT	3-3	T
19	11-16		HFD	7-3	W
20	11-19		PHI	1-5	L
21	11-22	@	NYI	4-6	L
22	11-23		VAN	2-2	T
23	11-26		BOS	6-4	W
24	11-29	@	PIT	4-2	W
25	12-1		MIN	3-5	L
26	12-3	@	WPG	4-3	W
27	12-5	@	EDM	5-1	W

1980-81 (CONT'D)

GAME	DATE		OPPONENT	SCORE	RESULT
28	12-7		CHI	5-4	W
29	12-10		WSH	6-2	W
30	12-12	@	COL	4-3	W
31	12-14	@	CHI	1-2	L
32	12-17		WPG	8-2	W
33	12-20	@	MIN	3-3	T
34	12-22		CGY	2-3	L
35	12-26	@	WSH	3-7	L
36	12-28		MTL	2-5	L
37	12-30	@	QUE	6-3	W
38	12-31		COL	4-6	L
39	1-2		NYI	3-1	W
40	1-4		QUE	2-2	T
41	1-9		BUF	3-3	T
42	1-11		TOR	3-5	L
43	1-13	@	CGY	4-4	T
44	1-15	@	COL	3-4	L
45	1-18	@	BUF	0-4	L
46	1-19		CGY	6-3	W
47	1-21	@	WPG	1-5	L
48	1-23	@	EDM	7-4	W
49	1-24	@	VAN	7-5	W
50	1-28	@	LAK	6-2	W
51	1-31	@	MIN	7-3	W
52	2-2		LAK	2-3	L
53	2-4		NYI	9-3	W
54	2-5	@	BOS	3-6	L

1980-81(CONT'D)

GAME	DATE		OPPONENT	SCORE	RESULT
55	2-8		MIN	3-3	T
56	2-12		WPG	8-6	W
57	2-14	@	TOR	3-6	L
58	2-15		STL	4-5	L
59	2-18		TOR	8-3	W
60	2-19	@	DET	3-7	L
61	2-21		WSH	6-4	W
62	2-22	@	HFD	5-6	L
63	2-25		BUF	6-3	W
64	2-28	@	PIT	4-6	L
65	3-1		MTL	4-4	T
66	3-4		EDM	5-5	T
67	3-7	@	STL	2-7	L
68	3-8		DET	4-4	T
69	3-10	@	QUE	4-6	L
70	3-11		COL	3-4	L
71	3-14		HFD	6-2	W
72	3-18		BOS	3-2	W
73	3-21	@	HFD	6-4	W
74	3-22		QUE	7-7	T
75	3-25	@	BUF	2-4	L
76	3-28	@	MTL	6-2	W
77	3-30		PHI	0-0	T
78	4-2	@	NYI	1-2	L
79	4-3		CHI	3-1	W
80	4-5	@	PHI	2-0	W

1981-82

GAME	DATE		OPPONENT	SCORE	RESULT
1	10-6		DET	2-5	L
2	10-9	@	WPG	3-8	L
3	10-10	@	MIN	0-7	L
4	10-14		VAN	2-1	W
5	10-17	@	NYI	4-5	L
6	10-18		STL	5-3	W
7	10-21		LAK	2-5	L
8	10-24	@	TOR	5-3	W
9	10-25		MTL	2-4	L
10	10-28		EDM	3-5	L
11	10-31	@	BOS	3-7	L
12	11-1		CGY	4-2	W
13	11-4	@	PIT	3-6	L
14	11-5	@	PHI	6-2	W
15	11-7	@	WSH	3-1	W
16	11-11		BUF	7-3	W
17	11-13	@	BUF	3-3	T
18	11-15		EDM	3-5	L
19	11-18		PHI	5-2	W
20	11-21	@	NYI	3-4	L
21	11-22		NYI	2-7	L
22	11-25		TOR	3-3	T
23	11-28	@	QUE	4-7	L
24	11-29		QUE	4-4	T
25	12-2	@	LAK	4-3	W
26	12-5	@	COL	2-1	W
27	12-6		HFD	3-5	L

1981-82 (CONT'D)

GAME	DATE		OPPONENT	SCORE	RESULT
28	12-9		BOS	3-4	L
29	12-12	@	PHI	5-3	W
30	12-14		PIT	5-4	W
31	12-16		PHI	3-7	L
32	12-19	@	PIT	3-3	T
33	12-20		WSH	2-3	W
34	12-23		WPG	5-2	W
35	12-26	@	WSH	4-4	T
36	12-27		PIT	5-3	W
37	12-30		NYI	6-4	W
38	1-2	@	MTL	6-5	W
39	1-3		WSH	3-4	L
40	1-7		VAN	4-1	W
41	1-9		CHI	7-5	W
42	1-11		MIN	5-3	W
43	1-13	@	MIN	2-0	W
44	1-15	@	WPG	4-4	T
45	1-18	@	TOR	2-6	L
46	1-20		NYI	3-2	W
47	1-23	@	NYI	1-6	L
48	1-24		WSH	4-4	T
49	1-27	@	WSH	5-4	W
50	1-29	@	COL	5-2	W
51	1-31	@	LAK	6-3	W
52	2-2	@	VAN	4-3	W
53	2-4	@	CGY	4-4	T
54	2-7	@	EDM	4-8	L

1981-82 (CONT'D)

GAME	DATE		OPPONENT	SCORE	RESULT
55	2-10	@	STL	3-3	T
56	2-13	@	HFD	3-2	W
57	2-14		QUE	5-2	W
58	2-17	@	PIT	5-3	W
59	2-18		COL	4-4	T
60	2-21		MTL	2-4	L
61	2-24		CHI	6-4	W
62	2-27	@	BOS	6-4	W
63	2-28		PIT	2-4	L
64	3-3		CGY	4-2	W
65	3-4	@	PHI	4-4	T
66	3-6	@	NYI	4-6	L
67	3-8		DET	6-3	W
68	3-10		PHI	5-5	T
69	3-11	@	DET	4-1	W
70	3-14		WSH	5-5	T
71	3-17		PHI	5-2	W
72	3-20	@	WSH	4-3	W
73	3-21		STL	8-5	W
74	3-24	@	PIT	7-2	W
75	3-26	@	BUF	8-5	W
76	3-28	@	PHI	1-3	L
77	3-29		NYI	3-7	L
78	3-31	@	CHI	4-1	W
79	4-2		PIT	5-7	L
80	4-3	@	HFD	3-3	T

*Overtime

ALL-TIME RESULTS GAME-BY-GAME

1982-83

GAME	DATE		OPPONENT	SCORE	RESULT
1	10-6		WSH	4-5	L
2	10-8	@	NJD	2-3	L
3	10-9	@	PIT	5-3	W
4	10-11		NYI	3-4	L
5	10-13		PHI	5-2	W
6	10-16	@	MTL	2-8	L
7	10-17		LAK	3-5	L
8	10-20		VAN	6-5	W
9	10-23	@	NYI	2-5	L
10	10-24		MIN	4-2	W
11	10-27		CGY	7-4	W
12	10-30	@	QUE	4-5	L
13	10-31		PIT	6-2	W
14	11-5	@	EDM	1-5	L
15	11-6	@	CGY	2-2	T
16	11-10		STL	5-4	W
17	11-11	@	PHI	3-7	L
18	11-14		EDM	2-7	L
19	11-17		TOR	6-1	W
20	11-20	@	TOR	6-3	W
21	11-21		NYI	7-3	W
22	11-24		MIN	8-5	W
23	11-27	@	NYI	3-0	W
24	11-28	@	BUF	3-7	L
25	12-1		HFD	6-1	W
26	12-4	@	HFD	2-5	L
27	12-5		TOR	6-5	W

1982-83 (CONT'D)

GAME	DATE		OPPONENT	SCORE	RESULT
28	12-8	@	CHI	2-7	L
29	12-10	@	WSH	4-4	T
30	12-12		NJD	4-0	W
31	12-15		LAK	7-1	W
32	12-17		NYI	2-5	L
33	12-18	@	DET	3-3	T
34	12-20		PIT	6-3	W
35	12-22		BUF	1-3	L
36	12-26	@	PIT	3-4	L
37	12-30	@	NJD	5-2	W
38	1-1	@	WSH	7-2	W
39	1-3		DET	6-2	W
40	1-5		BUF	3-3	T
41	1-7		QUE	5-1	W
42	1-9		NJD	4-3	W
43	1-12		WPG	5-5	T
44	1-15	@	BOS	0-2	L
45	1-16		PHI	0-4	L
46	1-18	@	VAN	3-3	T
47	1-21	@	WPG	1-4	L
48	1-23	@	PHI	1-3	L
49	1-24		BOS	1-3	L
50	1-27		MTL	1-4	L
51	1-29	@	PIT	2-1	W
52	1-30		CHI	4-5	L
53	2-1	@	LAK	5-5	T
54	2-5	@	STL	2-2	T

1982-83 (CONT'D)

GAME	DATE		OPPONENT	SCORE	RESULT
55	2-6	@	CHI	1-4	L
56	2-10	@	MIN	5-7	L
57	2-12	@	MTL	3-2	W
58	2-16		WSH	5-4	W
59	2-19	@	PHI	5-8	L
60	2-20		WPG	9-4	W
61	2-23		HFD	11-3	W
62	2-26	@	QUE	3-6	L
63	2-28		PIT	9-3	W
64	3-1	@	PIT	3-3	T
65	3-3		WSH	3-4	L
66	3-6		NJD	4-6	L
67	3-8	@	VAN	3-7	L
68	3-11	@	EDM	1-3	L
69	3-12	@	CGY	4-1	W
70	3-14		PHI	8-2	W
71	3-16		NYI	2-1	W
72	3-20		BOS	0-4	L
73	3-21	@	NJD	2-4	L
74	3-23	@	DET	7-1	W
75	3-26	@	NYI	2-3	L
76	3-27		WSH	5-4	W
77	3-29	@	STL	4-3	W
78	3-31	@	PHI	4-2	W
79	4-1		NJD	3-3	T
80	4-3	@	WSH	0-3	L

1983-84

GAME	DATE		OPPONENT	SCORE	RESULT
1	10-5		NJD	6-2	W
2	10-7	@	NJD	3-1	W
3	10-8	@	PIT	6-1	W
4	10-10		LAK	2-1	W
5	10-13		WSH	4-3	W
6	10-15	@	STL	5-6	L
7	10-16		PHI	5-4	W
8	10-19		CGY	3-1	W
9	10-22	@	NYI	3-2	W
10	10-23		NYI	6-5*	W
11	10-26		WPG	5-7	L
12	10-28		TOR	3-5	L
13	10-30		EDM	4-5*	L
14	11-2	@	BUF	3-3	T
15	11-5	@	QUE	4-4	T
16	11-8	@	NJD	5-1	W
17	11-9		CGY	4-3	W
18	11-12	@	WSH	4-7	L
19	11-13		DET	6-3	W
20	11-16		WSH	4-1	W
21	11-19	@	BOS	6-6	T
22	11-20		QUE	6-5*	W
23	11-23		BUF	4-6	L
24	11-25	@	WSH	1-3	L
25	11-26	@	HFD	3-4*	L
26	11-28		VAN	3-3	T
27	11-30		CHI	0-4	L

1983-84 (CONT'D)

GAME	DATE		OPPONENT	SCORE	RESULT
28	12-3	@	DET	4-2	W
29	12-4		MIN	6-4	W
30	12-7		WSH	7-5	W
31	12-12		NJD	3-7	L
32	12-14		EDM	4-9	L
33	12-17	@	NYI	1-7	L
34	12-21		PIT	6-1	W
35	12-23		CHI	3-2	W
36	12-26	@	PIT	4-7	L
37	12-28	@	CHI	7-4	W
38	12-30		PHI	6-3	W
39	12-31	@	BUF	3-2	W
40	1-2	@	WSH	2-2	T
41	1-4		NJD	4-3*	W
42	1-7	@	BOS	2-5	L
43	1-8		NYI	5-4	W
44	1-12	@	PHI	2-1	W
45	1-14	@	NYI	2-4	L
46	1-16		DET	8-5	W
47	1-18		STL	6-2	W
48	1-20		PIT	3-6	L
49	1-21	@	TOR	6-3	W
50	1-25	@	PIT	6-3	W
51	1-26		MTL	2-4	L
52	1-29		STL	3-2	W
53	2-2	@	CGY	1-8	L
54	2-4	@	VAN	5-4	W

1983-84 (CONT'D)

GAME	DATE		OPPONENT	SCORE	RESULT
55	2-5	@	LAK	3-3	T
56	2-8	@	WPG	3-1	W
57	2-9	@	MIN	4-4	T
58	2-11	@	LAK	6-6	T
59	2-15		NYI	3-2	W
60	2-18	@	NYI	3-4	L
61	2-19		PHI	2-3*	L
62	2-23		QUE	4-2	W
63	2-25	@	MTL	4-7	L
64	2-26		PIT	4-3*	W
65	2-28	@	NJD	3-3	T
66	2-29	@	TOR	1-3	L
67	3-3	@	WSH	1-5	L
68	3-4		VAN	4-5	L
69	3-7	@	MIN	3-6	L
70	3-9	@	WPG	6-5*	W
71	3-10	@	EDM	3-2	W
72	3-14		PHI	6-3	W
73	3-17	@	PHI	4-6	L
74	3-20		BOS	4-6	L
75	3-22	@	NJD	5-3	W
76	3-24	@	PHI	5-6	L
77	3-25		MTL	3-2	W
78	3-29		PIT	6-4	W
79	3-31	@	HFD	3-5	L
80	4-1		HFD	2-0	W

1984-85

GAME	DATE		OPPONENT	SCORE	RESULT
1	10-11		HFD	4-4	T
2	10-13	@	MIN	1-3	L
3	10-14		MIN	1-3	L
4	10-20	@	WSH	6-5	W
5	10-21		NYI	6-5	W
6	10-25	@	NJD	11-2	W
7	10-27	@	QUE	5-2	W
8	10-28		BOS	4-6	L
9	10-30	@	NYI	3-7	L
10	11-3	@	PIT	7-5	W
11	11-7		WSH	4-3	W
12	11-9		NYI	5-4*	W
13	11-11		LAK	2-4	L
14	11-14	@	CHI	4-6	L
15	11-17	@	NYI	4-10	L
16	11-18		NJD	0-6	L
17	11-21		BUF	3-2	W
18	11-24	@	QUE	3-8	L
19	11-25		QUE	2-3*	L
20	11-28		WSH	1-2	L
21	11-30		TOR	3-3	T
22	12-1	@	TOR	4-1	W
23	12-3		PHI	2-6	L
24	12-5		CGY	4-4	T
25	12-7		PIT	3-4*	L
26	12-8	@	PHI	2-4	L
27	12-10		LAK	4-2	W

1984-85 (CONT'D)

GAME	DATE		OPPONENT	SCORE	RESULT
28	12-12		BOS	3-3	T
29	12-15	@	WSH	2-4	L
30	12-16		WSH	3-6	L
31	12-19		WPG	4-5	L
32	12-22	@	NJD	5-3	W
33	12-23		MTL	3-3	T
34	12-26	@	DET	2-5	L
35	12-29	@	MTL	3-7	L
36	12-30		STL	6-2	W
37	1-2		VAN	6-0	W
38	1-5	@	BOS	3-3	T
39	1-6		NJD	5-4*	W
40	1-9	@	WPG	5-6*	L
41	1-12	@	STL	4-4	T
42	1-14		NJD	1-2	L
43	1-16		BUF	2-2	T
44	1-18	@	NJD	9-6	W
45	1-19	@	WSH	1-7	L
46	1-24		DET	3-1	W
47	1-26	@	MTL	2-3	L
48	1-27		MIN	3-2	W
49	1-31	@	CGY	2-7	L
50	2-2	@	EDM	1-5	L
51	2-3	@	VAN	1-4	L
52	2-5	@	LAK	5-7	L
53	2-7	@	NYI	5-7	L
54	2-9	@	HFD	2-2	T

1984-85 (CONT'D)

GAME	DATE		OPPONENT	SCORE	RESULT
55	2-10	@	PHI	2-3	L
56	2-15		EDM	8-7	W
57	2-17		NYI	9-3	W
58	2-21		HFD	3-4*	L
59	2-22	@	PIT	8-3	W
60	2-25		WPG	5-12	L
61	2-28		WSH	4-5	L
62	3-2	@	PIT	4-5	L
63	3-3		PIT	7-3	W
64	3-6	@	VAN	6-3	W
65	3-7	@	CGY	5-11	L
66	3-9	@	EDM	3-3	T
67	3-11		CHI	3-4*	L
68	3-13		PHI	2-5	L
69	3-16	@	PIT	0-5	L
70	3-17		NJD	7-3	W
71	3-21	@	PHI	4-8	L
72	3-22	@	DET	3-5	L
73	3-24		NYI	2-5	L
74	3-26		PIT	5-4	W
75	3-27	@	BUF	2-3	L
76	3-30	@	PHI	0-3	L
77	3-31		TOR	7-5	W
78	4-2		PHI	1-2	L
79	4-4	@	STL	5-4	W
80	4-7	@	CHI	1-3	L

*Overtime

ALL-TIME RESULTS GAME-BY-GAME

1985-86

GAME	DATE		OPPONENT	SCORE	RESULT
1	10-10		WSH	4-2	W
2	10-12	@	HFD	2-8	L
3	10-13		NJD	2-3*	L
4	10-16	@	LAK	3-4	L
5	10-19	@	NYI	4-5	L
6	10-20		VAN	4-3	W
7	10-23		NJD	5-1	W
8	10-25		LAK	5-0	W
9	10-27		BOS	2-1	W
10	11-2	@	NJD	5-6*	L
11	11-4	@	PIT	4-2	W
12	11-6		PHI	2-5	L
13	11-8	@	WPG	7-3	W
14	11-9	@	MIN	3-4*	L
15	11-11		CHI	4-5*	L
16	11-13		MTL	5-2	W
17	11-16	@	MTL	2-2	T
18	11-17		EDM	2-3*	L
19	11-20		TOR	7-3	W
20	11-23	@	NYI	5-0	W
21	11-24		NYI	3-4*	L
22	11-27		CGY	2-5	L
23	11-29	@	WSH	5-2	W
24	11-30	@	PIT	4-5	L
25	12-2		PIT	0-6	L
26	12-4		WPG	7-4	W
27	12-7	@	PHI	0-4	L

1985-86 (CONT'D)

GAME	DATE		OPPONENT	SCORE	RESULT
28	12-8		PHI	3-1	W
29	12-11	@	NJD	4-2	W
30	12-14	@	BOS	2-4	L
31	12-15		PIT	2-5	L
32	12-18		BUF	4-5	L
33	12-20		NYI	2-2	T
34	12-21	@	NYI	5-4	W
35	12-23		DET	10-2	W
36	12-26	@	BUF	1-6	L
37	12-28	@	MIN	1-3	L
38	12-29		WSH	6-5	W
39	1-1	@	WSH	0-3	L
40	1-5		QUE	4-5	L
41	1-10		MTL	6-4	W
42	1-12		STL	2-2	T
43	1-14	@	VAN	2-1	W
44	1-15	@	LAK	4-3	W
45	1-18	@	EDM	5-4	W
46	1-20		HFD	0-5	L
47	1-22	@	TOR	4-2	W
48	1-23		QUE	0-4	L
49	1-27	@	QUE	6-6	T
50	1-29	@	CHI	4-5	L
51	1-31	@	BUF	3-5	L
52	2-1	@	HFD	3-1	W
53	2-5	@	STL	3-4	L
54	2-8	@	BOS	3-2	W

1985-86 (CONT'D)

GAME	DATE		OPPONENT	SCORE	RESULT
55	2-12		VAN	5-2	W
56	2-14	@	DET	7-5	W
57	2-16		DET	3-1	W
58	2-20		STL	3-2	W
59	2-24		MIN	5-1	W
60	2-25	@	TOR	3-7	L
61	2-27		PIT	8-3	W
62	3-1	@	WSH	0-4	L
63	3-2		WSH	2-4	L
64	3-5	@	WPG	1-4	L
65	3-6	@	CGY	5-2	W
66	3-9		PHI	1-4	L
67	3-11	@	NJD	6-3	W
68	3-12		CGY	2-3	L
69	3-15	@	PIT	2-2	T
70	3-16		NYI	3-1	W
71	3-18	@	NYI	2-6	L
72	3-22	@	PHI	2-4	L
73	3-23		CHI	3-5	L
74	3-25	@	NJD	5-4	W
75	3-28		EDM	4-2	W
76	3-29	@	PHI	2-8	L
77	3-31		NJD	9-0	W
78	4-2		PHI	2-3	L
79	4-5	@	WSH	4-4	T
80	4-6		PIT	4-5*	L

1986-87

GAME	DATE		OPPONENT	SCORE	RESULT
1	10-9		NJD	3-5	L
2	10-11	@	PIT	5-6*	L
3	10-13		WSH	6-7*	L
4	10-15	@	CHI	5-5	T
5	10-18	@	NYI	3-2	W
6	10-19		NYI	2-2	T
7	10-22		LAK	5-4*	W
8	10-25	@	MTL	3-3	T
9	10-26		TOR	3-3	T
10	10-29	@	STL	2-7	L
11	11-2		WPG	4-5*	L
12	11-5	@	DET	4-5*	L
13	11-8	@	PHI	3-2	W
14	11-9	@	QUE	5-6	L
15	11-12		BUF	2-1*	W
16	11-14		PHI	2-1	W
17	11-16		EDM	6-8	L
18	11-17	@	NJD	2-3	L
19	11-19	@	EDM	4-5*	L
20	11-21	@	VAN	8-5	W
21	11-22	@	CGY	5-8	L
22	11-26		QUE	4-2	W
23	11-29	@	PIT	5-5	T
24	11-30		PIT	2-2	T
25	12-2	@	NJD	5-8	L
26	12-5	@	WPG	6-3	W
27	12-10		LAK	5-4	W

1986-87 (CONT'D)

GAME	DATE		OPPONENT	SCORE	RESULT
28	12-11	@	MTL	2-6	L
29	12-14	@	WSH	3-1	W
30	12-15		MIN	3-4	L
31	12-17		WSH	6-1	W
32	12-20	@	NYI	2-5	L
33	12-21		HFD	3-4*	L
34	12-23		NJD	8-5	W
35	12-26	@	NJD	7-4	W
36	12-27	@	STL	2-3	L
37	12-30	@	PIT	5-3	W
38	12-31		NYI	4-3*	W
39	1-3	@	QUE	5-2	W
40	1-5		MIN	3-3	T
41	1-7		PHI	3-6	L
42	1-9		NYI	1-2	L
43	1-11		VAN	8-3	W
44	1-12	@	BOS	1-4	L
45	1-14	@	CGY	8-5	W
46	1-19	@	LAK	2-2	T
47	1-21	@	VAN	3-5	L
48	1-23	@	EDM	4-7	L
49	1-26		NJD	6-3	W
50	1-28		WPG	1-2	L
51	1-31	@	PHI	3-1	W
52	2-1		BOS	5-4	W
53	2-4		WSH	3-2	W
54	2-7	@	WSH	5-4*	W

1986-87 (CONT'D)

GAME	DATE		OPPONENT	SCORE	RESULT
55	2-8		TOR	4-5	L
56	2-15		PIT	4-1	W
57	2-17		DET	6-2	W
58	2-19	@	CHI	2-5	L
59	2-20		BUF	3-6	L
60	2-22		PIT	2-4	L
61	2-24	@	BUF	6-3	W
62	2-25	@	TOR	4-2	W
63	2-28	@	DET	1-4	L
64	3-1	@	WSH	3-7	L
65	3-4		NYI	7-5	W
66	3-8		CGY	4-7	L
67	3-11		BOS	3-2	W
68	3-12	@	PHI	6-1	W
69	3-14	@	PIT	3-2*	W
70	3-15		PHI	2-5	L
71	3-17	@	PHI	1-4	L
72	3-18		HFD	3-5	L
73	3-21	@	NYI	3-4	L
74	3-22		CHI	5-3	W
75	3-25		NJD	2-8	L
76	3-27		STL	6-4	W
77	3-30	@	MIN	6-5	W
78	4-1		WSH	1-5	L
79	4-4	@	HFD	3-5	L
80	4-5		MTL	2-8	L

1987-88

GAME	DATE		OPPONENT	SCORE	RESULT
1	10-8		PIT	4-4	T
2	10-10	@	HFD	6-2	W
3	10-12		MIN	4-2	W
4	10-15	@	PIT	6-6	T
5	10-17	@	WSH	3-4	L
6	10-19		WSH	2-4	L
7	10-21		CGY	4-5	L
8	10-23		CHI	7-3	W
9	10-24	@	PHI	5-3	W
10	10-26		PHI	2-2	T
11	10-28		LAK	3-4	L
12	10-31	@	NYI	2-8	L
13	11-1		EDM	6-7	L
14	11-3	@	CGY	3-5	L
15	11-4	@	EDM	2-7	L
16	11-7	@	LAK	4-5	L
17	11-10		NJD	2-3	L
18	11-14	@	PIT	2-3*	L
19	11-15		WPG	6-4	W
20	11-19	@	MIN	3-4	L
21	11-20	@	WPG	4-3	W
22	11-25		TOR	5-3	W
23	11-28	@	NYI	4-5	L
24	11-29		NYI	3-1	W
25	12-3	@	BOS	3-4	L
26	12-5	@	STL	3-2	W
27	12-9		MTL	2-2	T

1987-88 (CONT'D)

GAME	DATE		OPPONENT	SCORE	RESULT
28	12-10	@	PHI	3-5	L
29	12-12	@	TOR	3-4	L
30	12-14		DET	4-3	W
31	12-16		NJD	9-3	W
32	12-19	@	PIT	3-4	L
33	12-20		PIT	4-8	L
34	12-22		PHI	4-6	L
35	12-26	@	NJD	5-3	W
36	12-27		BOS	4-1	W
37	12-29	@	NYI	3-3	T
38	12-31		QUE	6-1	W
39	1-2	@	MIN	5-3	W
40	1-4		STL	6-2	W
41	1-6		VAN	4-2	W
42	1-8	@	WSH	4-8	L
43	1-10	@	BUF	3-4	L
44	1-11		CHI	2-2	T
45	1-13		DET	4-7	L
46	1-16	@	MTL	3-4	L
47	1-17		PHI	1-2	L
48	1-19	@	LAK	3-6	L
49	1-22	@	VAN	6-3	W
50	1-28	@	PHI	5-2	W
51	1-30	@	BOS	4-2	W
52	2-2	@	NYI	2-2	T
53	2-4	@	QUE	2-3	L
54	2-6	@	WSH	3-0	W

1987-88 (CONT'D)

GAME	DATE		OPPONENT	SCORE	RESULT
55	2-7		PIT	6-3	W
56	2-11		WSH	3-5	L
57	2-14		NYI	4-4	T
58	2-15		MTL	3-1	W
59	2-17		CGY	5-3	W
60	2-19	@	NJD	3-6	L
61	2-21		VAN	4-6	L
62	2-25		PIT	2-1	W
63	2-26	@	NJD	2-1	W
64	2-29		STL	5-2	W
65	3-2		NYI	3-1	W
66	3-4	@	BUF	3-6	L
67	3-5	@	HFD	1-3	L
68	3-8		NJD	7-4	W
69	3-12	@	WSH	4-2	W
70	3-15		PHI	3-1	W
71	3-16		WSH	4-8	L
72	3-19	@	TOR	4-3	W
73	3-20		HFD	2-1	W
74	3-22		BUF	2-3	L
75	3-24		EDM	6-1	W
76	3-26	@	DET	4-4	T
77	3-27	@	NJD	2-7	L
78	3-30	@	CHI	4-3	W
79	4-1	@	WPG	6-6	T
80	4-3		QUE	3-0	W

*Overtime

ALL-TIME RESULTS GAME-BY-GAME

1988-89

GAME	DATE	OPPONENT	SCORE	RESULT
1	10-6	@ CHI	2-2	T
2	10-8	@ STL	4-2	W
3	10-10	NJD	0-5	L
4	10-12	HFD	3-4	L
5	10-16	VAN	3-2	W
6	10-19	WSH	5-1	W
7	10-21	@ WSH	4-1	W
8	10-23	QUE	8-2	W
9	10-26	PHI	4-3	W
10	10-29	@ PHI	6-5	W
11	10-30	PIT	9-2	W
12	11-2	@ BUF	4-6	L
13	11-6	@ NJD	5-6	L
14	11-8	@ NYI	3-4	L
15	11-9	PHI	5-3	W
16	11-11	BOS	4-4	T
17	11-13	DET	3-5	L
18	11-15	@ PHI	3-3	T
19	11-17	@ LAK	6-5	W
20	11-19	@ MIN	4-1	W
21	11-21	MTL	2-4	L
22	11-23	@ PIT	2-8	L
23	11-26	@ NYI	6-4	W
24	11-27	NYI	5-3	W
25	11-29	@ WPG	4-3	W
26	12-1	@ CGY	3-6	L
27	12-4	@ EDM	6-10	L

1988-89 (CONT'D)

GAME	DATE	OPPONENT	SCORE	RESULT
28	12-6	@ VAN	5-3	W
29	12-8	@ HFD	4-5	L
30	12-10	@ BOS	1-1	T
31	12-12	LAK	2-5	L
32	12-14	NYI	2-1	W
33	12-17	@ MTL	3-6	L
34	12-19	WSH	3-1	W
35	12-21	BUF	2-5	L
36	12-23	@ WSH	2-2	T
37	12-26	NJD	5-1	W
38	12-27	@ NJD	7-5	W
39	12-31	CHI	4-1	W
40	1-2	HFD	5-4	W
41	1-4	WSH	3-3	T
42	1-7	@ NYI	5-1	W
43	1-9	NJD	4-5	L
44	1-14	@ PIT	4-4	T
45	1-15	PIT	6-4	W
46	1-18	@ CHI	6-4	W
47	1-19	@ STL	5-0	W
48	1-21	@ VAN	5-4*	W
49	1-23	@ EDM	3-2	W
50	1-26	@ CGY	3-5	L
51	1-28	@ TOR	1-1	T
52	1-30	NYI	7-3	W
53	2-1	WSH	3-4*	L
54	2-4	@ MTL	5-7	L

1988-89 (CONT'D)

GAME	DATE	OPPONENT	SCORE	RESULT
55	2-5	MIN	3-5	L
56	2-9	WPG	4-3	W
57	2-12	EDM	1-3	L
58	2-14	@ PHI	1-3	L
59	2-17	TOR	6-10	L
60	2-18	@ PIT	5-3	W
61	2-20	NJD	7-4	W
62	2-22	PHI	4-6	L
63	2-25	@ QUE	7-2	W
64	2-27	LAK	6-4	W
65	3-1	TOR	7-4	W
66	3-3	@ NJD	3-6	L
67	3-5	BOS	0-5	L
68	3-8	BUF	0-2	L
69	3-9	@ DET	2-3	L
70	3-11	@ WSH	2-4	L
71	3-13	CGY	4-3	W
72	3-15	WPG	3-6	L
73	3-18	@ QUE	3-8	L
74	3-20	STL	7-4	W
75	3-22	MIN	3-1	W
76	3-25	@ PHI	1-6	L
77	3-26	PIT	4-6	L
78	3-29	@ DET	3-4	L
79	4-1	@ PIT	2-5	L
80	4-2	NYI	4-6	L

1989-90

GAME	DATE	OPPONENT	SCORE	RESULT
1	10-6	@ WPG	4-1	W
2	10-8	@ CHI	5-3	W
3	10-11	CGY	5-4	W
4	10-13	@ WSH	4-7	L
5	10-15	PIT	4-2	W
6	10-17	CHI	3-3	T
7	10-19	HFD	7-3	W
8	10-21	@ PHI	3-1	W
9	10-23	VAN	5-3	W
10	10-25	EDM	3-3	T
11	10-27	NYI	5-5	T
12	10-28	@ NYI	4-1	W
13	10-30	PHI	1-3	L
14	11-2	QUE	6-1	W
15	11-4	@ MTL	2-3	L
16	11-6	DET	6-1	W
17	11-8	MTL	2-3	L
18	11-12	NYI	4-2	W
19	11-14	@ PIT	0-6	L
20	11-17	@ NJD	4-5*	L
21	11-18	@ HFD	3-2	W
22	11-20	WPG	3-3	T
23	11-22	@ BUF	1-4	L
24	11-25	@ TOR	4-7	L
25	11-26	QUE	3-1	W
26	11-29	@ WPG	4-5	L
27	12-1	@ VAN	4-3	W

1989-90 (CONT'D)

GAME	DATE	OPPONENT	SCORE	RESULT
28	12-2	@ LAK	0-6	L
29	12-6	NJD	5-3	W
30	12-9	@ NYI	0-0	T
31	12-10	PHI	2-4	L
32	12-13	STL	1-3	L
33	12-16	@ NYI	3-4	L
34	12-17	MTL	0-2	L
35	12-20	BUF	2-2	T
36	12-23	@ WSH	2-3	L
37	12-26	NJD	4-4	T
38	12-27	@ PIT	4-7	L
39	12-29	@ NJD	2-3	L
40	12-31	PIT	4-5	L
41	1-3	WSH	2-1	W
42	1-4	@ MIN	2-8	L
43	1-6	@ STL	3-4	L
44	1-8	PIT	5-7	L
45	1-10	CHI	2-2	T
46	1-13	@ BOS	3-2	W
47	1-14	PHI	4-3*	W
48	1-18	@ PIT	3-3	T
49	1-23	@ EDM	4-3	W
50	1-25	@ CGY	5-8	L
51	1-27	@ LAK	3-1	W
52	1-31	STL	2-2	T
53	2-3	@ BOS	2-1	W
54	2-4	MIN	4-3	W

1989-90 (CONT'D)

GAME	DATE	OPPONENT	SCORE	RESULT
55	2-7	EDM	5-2	W
56	2-9	@ BUF	2-3	L
57	2-11	CGY	2-5	L
58	2-13	@ PHI	4-3	W
59	2-14	PIT	3-4*	L
60	2-16	@ NJD	2-1	W
61	2-19	NJD	4-3*	W
62	2-21	@ DET	4-4	T
63	2-23	@ WSH	6-3	W
64	2-26	BOS	6-1	W
65	2-28	WSH	3-2	W
66	3-2	NYI	6-3	W
67	3-3	@ HFD	4-6	L
68	3-5	DET	3-2	W
69	3-8	@ PHI	7-5	W
70	3-10	@ MIN	2-2	T
71	3-12	LAK	2-6	L
72	3-14	@ TOR	8-2	W
73	3-17	@ NYI	3-6	L
74	3-18	VAN	5-2	W
75	3-21	TOR	5-5	T
76	3-25	PHI	7-3	W
77	3-27	@ QUE	7-4	W
78	3-29	@ NJD	4-6	L
79	3-31	@ WSH	1-2	L
80	4-1	WSH	2-3	L

1990-91

GAME	DATE	OPPONENT	SCORE	RESULT
1	10-4	@ CHI	3-4	L
2	10-6	@ HFD	4-5	L
3	10-8	MIN	6-3	W
4	10-10	WSH	4-2	W
5	10-12	MTL	3-0	W
6	10-13	@ WSH	5-2	W
7	10-17	WPG	5-3	W
8	10-19	@ NJD	2-3	L
9	10-20	@ PIT	4-3	W
10	10-22	TOR	5-1	W
11	10-25	PHI	5-3	W
12	10-27	@ QUE	4-1	W
13	10-29	QUE	5-0	W
14	10-31	LAK	9-4	W
15	11-2	NYI	2-3	L
16	11-3	@ PIT	1-3	L
17	11-5	BOS	2-3*	L
18	11-7	BUF	6-2	W
19	11-9	@ NJD	3-2	W
20	11-11	CGY	4-4	T
21	11-13	@ PHI	1-1	T
22	11-15	@ MIN	4-2	W
23	11-16	@ WPG	6-4	W
24	11-19	MIN	2-2	T
25	11-21	@ BUF	5-5	T
26	11-24	@ NYI	2-2	T
27	11-26	BUF	5-0	W

1990-91 (CONT'D)

GAME	DATE	OPPONENT	SCORE	RESULT
28	11-28	WSH	3-6	L
29	11-30	@ PHI	1-5	L
30	12-1	@ BOS	5-4	W
31	12-3	PIT	4-9	L
32	12-5	@ CGY	1-4	L
33	12-7	@ EDM	3-4	L
34	12-11	@ LAK	6-4	W
35	12-14	@ VAN	5-3	W
36	12-17	WSH	5-3	W
37	12-19	TOR	1-4	L
38	12-22	@ MTL	1-3	L
39	12-23	BOS	5-5	T
40	12-28	@ WSH	5-3	W
41	12-30	NJD	2-2	T
42	1-2	LAK	4-1	W
43	1-3	@ PIT	7-5	W
44	1-5	@ STL	3-2*	W
45	1-7	PHI	3-2	W
46	1-9	STL	2-3	L
47	1-11	@ DET	3-6	L
48	1-13	HFD	4-3	W
49	1-15	EDM	2-2	T
50	1-17	CHI	2-3	L
51	1-22	@ NYI	2-3	L
52	1-25	@ EDM	4-3	W
53	1-30	@ CGY	1-5	L
54	1-31	@ VAN	3-3	T

1990-91 (CONT'D)

GAME	DATE	OPPONENT	SCORE	RESULT
55	2-3	WPG	3-4	L
56	2-6	NYI	5-2	W
57	2-8	VAN	8-1	W
58	2-9	@ MTL	4-6	L
59	2-13	NJD	6-3	W
60	2-15	HFD	5-3	W
61	2-18	NYI	4-5	L
62	2-21	@ PHI	4-4	T
63	2-22	@ WSH	2-3	L
64	2-24	NJD	5-2	W
65	2-27	WSH	4-4	T
66	2-28	@ STL	4-4	T
67	3-2	@ TOR	5-2	W
68	3-4	PHI	6-2	W
69	3-7	@ QUE	2-4	L
70	3-9	@ NYI	4-6	L
71	3-10	@ CHI	2-5	L
72	3-13	DET	1-4	L
73	3-15	@ NJD	2-5	L
74	3-17	PIT	2-4	L
75	3-21	@ PIT	4-5*	L
76	3-23	@ PHI	4-7	L
77	3-24	NYI	3-1	W
78	3-26	NJD	3-3	T
79	3-30	@ DET	5-6	L
80	3-31	PIT	6-3	W

*Overtime

ALL-TIME RESULTS GAME-BY-GAME

1991-92

GAME	DATE		OPPONENT	SCORE	RESULT
1	10-3	@	BOS	3-5	L
2	10-5	@	MTL	2-1*	W
3	10-7		BOS	2-1*	W
4	10-9		NYI	5-3	W
5	10-11	@	WSH	1-5	L
6	10-12	@	HFD	2-5	L
7	10-14		WSH	3-5	L
8	10-16		NJD	4-2	W
9	10-19	@	PIT	5-4	W
10	10-20		EDM	3-4	L
11	10-23		LAK	7-2	W
12	10-26	@	QUE	5-3	W
13	10-29		MIN	3-2	W
14	10-31		QUE	5-4	W
15	11-2	@	PHI	4-2	W
16	11-4		CGY	4-0	W
17	11-6		MTL	1-4	L
18	11-8		TOR	3-3	T
19	11-11		PIT	3-1	W
20	11-13		WSH	3-5	L
21	11-16	@	NYI	2-4	L
22	11-19	@	VAN	4-3	W
23	11-21	@	LAK	1-6	L
24	11-23	@	STL	3-0	W
25	11-27	@	WPG	2-3	L
26	11-29	@	BUF	5-4*	W
27	12-2		PHI	4-2	W

1991-92 (CONT'D)

GAME	DATE		OPPONENT	SCORE	RESULT
28	12-6	@	DET	5-6*	L
29	12-8		BOS	4-0	W
30	12-10	@	PIT	3-5	L
31	12-13	@	WSH	5-3	W
32	12-14	@	HFD	6-2	W
33	12-16		SJS	4-3*	W
34	12-18		PHI	6-3	W
35	12-21	@	PIT	7-5	W
36	12-23		NJD	3-0	W
37	12-26	@	WSH	8-6	W
38	12-28	@	NYI	4-5	L
39	12-29		PIT	3-6	L
40	12-31	@	WPG	5-2	W
41	1-2	@	CHI	4-3	W
42	1-4	@	NJD	4-6	L
43	1-6		WPG	4-2	W
44	1-8		STL	3-5	L
45	1-11	@	QUE	7-2	W
46	1-12	@	BUF	3-6	L
47	1-14		BUF	6-2	W
48	1-16		CGY	6-4	W
49	1-22	@	CGY	4-4	T
50	1-23	@	EDM	3-1	W
51	1-28	@	SJS	4-2	W
52	1-30	@	LAK	4-1	W
53	2-1	@	MIN	2-1	W
54	2-5		PIT	4-3	W

1991-92 (CONT'D)

GAME	DATE		OPPONENT	SCORE	RESULT
55	2-7	@	WSH	2-6	L
56	2-9		DET	5-5	T
57	2-12		VAN	5-2	W
58	2-14		NYI	9-2	W
59	2-16	@	NJD	2-4	L
60	2-17		VAN	3-3	T
61	2-20	@	NYI	2-6	L
62	2-21		MIN	5-4	W
63	2-23		PHI	2-1*	W
64	2-25		CHI	4-1	W
65	3-1		HFD	9-4	W
66	3-2	@	NJD	7-1	W
67	3-4		NJD	4-5	L
68	3-7	@	PHI	4-5	L
69	3-9		WSH	2-5	L
70	3-11		CHI	7-1	W
71	3-14	@	STL	6-0	W
72	3-16		MTL	4-1	W
73	3-18		NYI	1-1	T
74	3-20	@	DET	4-2	W
75	3-22		NJD	6-3	W
76	3-23	@	PHI	4-3	W
77	3-24		PHI	4-1	W
78	3-28	@	NYI	1-4	L
79	4-15	@	TOR	2-4	L
80	4-16		PIT	7-1	W

1992-93

GAME	DATE		OPPONENT	SCORE	RESULT
1	10-9	@	WSH	4-2	W
2	10-10	@	NJD	2-4	L
3	10-12		HFD	6-2	W
4	10-14		NJD	6-1	W
5	10-17	@	NYI	3-6	L
6	10-18		NYI	4-3	W
7	1-/21		WSH	2-1	W
8	10-23		MTL	3-3	T
9	10-24	@	OTT	3-2*	W
10	10-26		PHI	8-4	W
11	10-29		QUE	3-6	L
12	10-31	@	MTL	3-4	L
13	11-2		BUF	7-6*	W
14	11-4		PHI	3-1	W
15	11-7	@	BOS	2-2	T
16	11-9		TBL	1-5	L
17	11-11		WSH	4-7	L
18	11-14	@	QUE	3-6	L
19	11-19	@	PHI	3-7	L
20	11-21	@	WPG	5-4	W
21	11-23		PIT	2-5	L
22	11-25	@	PIT	11-3	W
23	11-27	@	MIN	4-4	T
24	11-30		MIN	2-4	L
25	12-2		DET	5-3	W
26	12-4	@	WSH	4-8	L
27	12-6		TOR	6-0	W
28	12-9		TBL	6-5	W

1992-93 (CONT'D)

GAME	DATE		OPPONENT	SCORE	RESULT
29	12/11	@	TBL	5-4	W
30	12/13		MTL	10-5	W
31	12/15		CGY	0-3	L
32	12/17	@	STL	4-3	W
33	12/19	@	HFD	4-4	T
34	12/21	@	NJD	3-0	W
35	12/23		NJD	4-5*	L
36	12/26	@	NYI	4-6	L
37	12/27		BOS	6-5	W
38	12/29	@	WSH	3-4*	L
39	12/31	@	BUF	6-11	L
40	1/2	@	PIT	2-5	L
41	1/4		NJD	3-3	T
42	1/6		OTT	6-2	W
43	1/9	@	PHI	3-4	L
44	1/11		VAN	3-3	T
45	1/13		WSH	5-4	W
46	1/16	@	MTL	0-3	L
47	1/19	@	DET	2-2	T
48	1/23	@	LAK	8-3	W
49	1/27		WPG	5-2	W
50	1/29	@	BUF	4-6	L
51	1/30	@	TOR	1-3	L
52	2/1	@	NYI	4-4	T
53	2/3		PHI	2-2	T
54	2/8	@	NJD	4-5	L
55	2/10		PIT	0-3	L
56	2/12		NYI	4-3	W

1992-93 (CONT'D)

GAME	DATE		OPPONENT	SCORE	RESULT
57	2/13	@	NYI	2-5	L
58	2/15		STL	4-1	W
59	2/20	@	SJS	6-4	W
60	2/22	@	SJS	4-0	W
61	2/24	@	VAN	4-5	L
62	2/26	@	CGY	4-4	T
63	2/27	@	EDM	1-0	W
64	3/3		BUF	2-2	T
65	3/5		PIT	3-1	W
66	3/6	@	QUE	2-10	L
67	3/9		LAK	4-3	W
68	3/11	@	CHI	4-1	W
69	3/15		BOS	1-3	L
70	3/17		EDM	3-4*	L
71	3/19		SJS	8-1	W
72	3/22	@	OTT	5-4	W
73	3/24		PHI	4-5	L
74	3/26		CHI	1-3	L
75	3/28		QUE	2-3	L
76	4/2		NYI	2-3*	L
77	4/4	@	WSH	4-0	W
78	4/5		HFD	4-5	L
79	4/7	@	NJD	2-5	L
80	4/9		PIT	4-10	L
81	4/10	@	PIT	2-4	L
82	4/12	@	PHI	0-1	L
83	4/14		WSH	0-2	L
84	4/16	@	WSH	2-4	L

1993-94

GAME	DATE		OPPONENT	SCORE	RESULT
1	10-5		BOS	3-4	L
2	10-7		TBL	5-4	W
3	10-9	@	PIT	2-3	L
4	10-11		WSH	5-2	W
5	10-13		QUE	6-4	W
6	10-15	@	BUF	5-2	W
7	10-16	@	PHI	3-4	L
8	10-19		ANA	2-4	L
9	10-22	@	TBL	1-4	L
10	10-24		LAK	3-2	W
11	10-28		MTL	3-3	T
12	10-30	@	HFD	4-1	W
13	10-31 (N)		NJD	4-1	W
14	11-3		VAN	6-3	W
15	11-6	@	QUE	4-2	W
16	11-8		TBL	6-3	W
17	11-10		WPG	2-1	W
18	11-13	@	WSH	2-0	W
19	11-14		SJS	3-3	T
20	11-16	@	FLA	4-2	W
21	11-19	@	TBL	5-3	W
22	11-23		MTL	5-4	W
23	11-24	@	OTT	7-1	W
24	11-27	@	NYI	4-6	L
25	11-28		WSH	3-1	W
26	11-30	@	NJD	3-1	W
27	12-4	@	TOR	4-3	W
28	12-5		NJD	2-1	W

1993-94 (CONT'D)

GAME	DATE		OPPONENT	SCORE	RESULT
29	12-8		EDM	1-1	T
30	12-13		BUF	2-0	W
31	12-15		HFD	5-2	W
32	12-17	@	DET	4-6	L
33	12-19		OTT	6-3	W
34	12-22	@	FLA	2-3	L
35	12-23	@	WSH	1-0	W
36	12-26		NJD	8-3	W
37	12-29	@	STL	4-3	W
38	12-31	@	BUF	1-4	L
39	1-3		FLA	3-2	W
40	1-5		CGY	1-4	L
41	1-8	@	MTL	2-3	L
42	1-10		TBL	2-5	L
43	1-14		PHI	5-2	W
44	1-16	@	CHI	5-1	W
45	1-18		STL	4-1	W
46	1-25	@	SJS	8-3	W
47	1-27	@	LAK	5-4*	W
48	1-28	@	ANA	2-3	L
49	1-31		PIT	5-3	W
50	2-2		NYI	4-4	T
51	2-3	@	BOS	3-0	W
52	2-7		WSH	1-4	L
53	2-9	@	MTL	3-4*	L
54	2-12	@	OTT	4-3*	W
55	2-14	@	QUE	4-2	W
56	2-18		OTT	3-0	W

1993-94 (CONT'D)

GAME	DATE		OPPONENT	SCORE	RESULT
57	2-19	@	HFD	2-4	L
58	2-21		PIT	4-3*	W
59	2-23		BOS	3-6	L
60	2-24	@	NJD	3-1	W
61	2-26	@	DAL	1-3	L
62	2-28		PHI	4-1	W
63	3-2		QUE	5-2	W
64	3-4		NYI	3-3	T
65	3-5	@	NYI	5-4	W
66	3-7		DET	3-6	L
67	3-9 (N)		WSH	7-5	W
68	3-10	@	BOS	2-2	T
69	3-12	@	PIT	2-6	L
70	3-14	@	FLA	1-2	L
71	3-16		HFD	4-0	W
72	3-18		CHI	3-7	L
73	3-22	@	CGY	4-4	T
74	3-23	@	EDM	5-3	W
75	3-25	@	VAN	5-2	W
76	3-27	@	WPG	1-3	L
77	3-29	@	PHI	4-3	W
78	4-1		DAL	3-0	W
79	4-2	@	NJD	4-2	W
80	4-4		FLA	3-2	W
81	4-8		TOR	5-3	W
82	4-10	@	NYI	4-5	L
83	4-12		BUF	3-2	W
84	4-14		PHI	2-2	T

*Overtime

ALL-TIME RESULTS GAME-BY-GAME

1994-95

GAME	DATE		OPPONENT	SCORE	RESULT
1	1-20		BUF	1-2	L
2	1-21		MTL	5-2	W
3	1-23		BOS	1-2	L
4	1-25		PIT	2-3	L
5	1-28	@	QUE	0-2	L
6	1-30		OTT	6-2	W
7	2-1	@	PIT	3-4	L
8	2-2		TBL	3-3	T
9	2-4	@	OTT	2-1	W
10	2-8		WSH	5-4	W
11	2-9	@	NJD	1-4	L
12	2-11	@	TBL	3-2	W
13	2-15	@	BUF	2-1	
14	2-16		MTL	2-2	T
15	2-18	@	MTL	2-5	L
16	2-20	@	TBL	3-1	W

1994-95 (CONT'D)

GAME	DATE		OPPONENT	SCORE	RESULT
17	2-21	@	FLA	5-3	W
18	2-24		HFD	1-2	L
19	2-26	@	BUF	4-2	W
20	2-28		FLA	0-0	T
21	3-1	@	HFD	5-2	W
22	3-3		PHI	5-3	W
23	3-5	@	WSH	2-4	L
24	3-6		OTT	4-3	W
25	3-8		NJD	6-4	W
26	3-11	@	MTL	1-3	L
27	3-15		PHI	3-4	L
28	3-18	@	WSH	1-4	L
29	3-2		NJD	2-5	L
30	3-23	@	NYI	0-1	L
31	3-25	@	QUE	1-2	L
32	3-30		QUE	4-5	L

1994-95 (CONT'D)

GAME	DATE		OPPONENT	SCORE	RESULT
33	4-1	@	BOS	3-2	W
34	4-2	@	PHI	2-4	L
35	4-5	@	FLA	5-0	W
36	4-7		NYI	3-4	L
37	4-9	@	NJD	0-2	L
38	4-12		BUF	3-1	W
39	4-14		BOS	5-3	W
40	4-16	@	NYI	3-2	W
41	4-18	@	PIT	5-6	L
42	4-20		HFD	3-2	W
43	4-23	@	BOS	4-5	L
44	4-24		WSH	5-4	W
45	4-26		TBL	6-4	W
46	4-28		NYI	2-4	L
47	4-30	@	PHI	2-0	W
48	5-2		FLA	3-4	L

1995-96

GAME	DATE		OPPONENT	SCORE	RESULT
1	10-7	@	HFD	0-2	L
2	10-11		WPG	6-4	W
3	10-14	@	TOR	2-0	W
4	10-16		HFD	5-7	L
5	10-17	@	NYI	5-1	W
6	10-20	@	BUF	3-1	W
7	10-22		OTT	2-4	L
8	10-24		VAN	5-2	W
9	10-26	@	TBL	4-4	T
10	10-29		TOR	3-2	W
11	10-31	@	SJS	5-3	W
12	11-2	@	LAK	3-5	L
13	11-3	@	ANA	4-7	L
14	11-6		CGY	4-2	W
15	11-8		TBL	5-4	W
16	11-10		NYI	4-1	W
17	11-11	@	HFD	4-1	W
18	11-14	@	STL	1-1	T
19	11-16	@	CHI	1-3	L
20	11-17	@	WPG	3-6	L
21	11-21		PIT	9-4	W
22	11-22	@	PIT	4-3	W
23	11-25	@	DET	0-2	L
24	11-27		NJD	1-1	T
25	11-29		BUF	5-3	W
26	12-1		COL	5-3	W
27	12-2	@	OTT	4-2	W
28	12-4		ANA	5-1	W

1995-96 (CONT'D)

GAME	DATE		OPPONENT	SCORE	RESULT
29	12-6		CHI	5-5	T
30	12-8		DET	2-1*	W
31	12-9	@	MTL	2-2	T
32	12-11		DAL	3-2	W
33	12-13		BOS	4-2	W
34	12-15	@	BUF	4-5	L
35	12-16	@	WSH	2-3	L
36	12-18		WSH	3-0	W
37	12-21	@	PHI	2-1	W
38	12-22		HFD	3-3	T
39	12-26		OTT	6-4	W
40	12-28	@	VAN	3-2	W
41	12-30	@	EDM	8-3	W
42	12-31	@	CGY	1-3	L
43	1-3		MTL	7-4	W
44	1-5	@	WSH	4-4	T
45	1-10		SJS	7-4	W
46	1-13	@	PHI	4-0	W
47	1-14		STL	3-3	T
48	1-22		LAK	3-1	W
49	1-24		PHI	4-4	T
50	1-27	@	BOS	5-3	W
51	1-31	@	DAL	1-1	T
52	2-3	@	COL	1-7	L
53	2-6	@	NYI	4-2	W
54	2-8		NYI	6-2	W
55	2-10	@	NJD	0-3	L
56	2-11	@	TBL	6-2	W

1995-96 (CONT'D)

GAME	DATE		OPPONENT	SCORE	RESULT
57	2-15		MTL	2-2	T
58	2-17	@	OTT	2-1*	W
59	2-18	@	PIT	3-4*	L
60	2-22		NYI	3-5	L
61	2-24	@	FLA	4-0	W
62	2-27		WSH	3-5	L
63	2-28		BOS	1-3	L
64	3-1		BUF	3-3	T
65	3-4		NJD	2-2	T
66	3-7	@	TBL	2-5	L
67	3-9	@	WSH	6-1	W
68	3-13		FLA	3-3	T
69	3-16	@	MTL	2-4	L
70	3-19		EDM	1-4	L
71	3-23	@	BOS	5-4	W
72	3-24		PIT	2-8	L
73	3-27		FLA	3-0	W
74	3-31	@	NYI	4-1	W
75	4-2		NJD	3-1	W
76	4-4	@	PHI	1-4	L
77	4-5		PHI	3-1	W
78	4-7	@	NJD	2-4	L
79	4-8		FLA	3-5	L
80	4-10		WSH	1-4	L
81	4-12		TBL	2-3	L
82	4-14	@	FLA	1-5	L

1996-97

GAME	DATE		OPPONENT	SCORE	RESULT
1	10-5	@	BOS	4-4	T
2	10-6		FLA	2-5	L
3	10-8	@	FLA	1-1	T
4	10-10		DAL	1-2	L
5	10-12	@	MTL	2-5	L
6	10-14		CGY	5-4	W
7	10-16		PIT	8-1	W
8	10-18		STL	2-1	W
9	10-20	@	TBL	2-5	L
10	10-23		WSH	2-3	L
11	10-25	@	FLA	4-6	L
12	10-27		BUF	6-4	W
13	10-29		FLA	1-1	T
14	10-30	@	NJD	6-1	W
15	11-2	@	BOS	5-2	W
16	11-4		TBL	3-5	L
17	11-6	@	NYI	1-1	T
18	11-9	@	WSH	2-3	L
19	11-11		VAN	2-3	L
20	11-13		PHI	1-2	L
21	11-16	@	PIT	8-3	W
22	11-18	@	CGY	3-5	L
23	11-21	@	EDM	2-3	L
24	11-23	@	VAN	3-5	L
25	11-26	@	PHX	3-1	W
26	11-27	@	COL	5-2	W
27	12-1		MTL	6-2	W
28	12-4		PHI	1-1	T

1996-97(CONT'D)

GAME	DATE		OPPONENT	SCORE	RESULT
29	12-6		TOR	6-5	W
30	12-7	@	TOR	4-0	W
31	12-9		PHX	5-2	W
32	12-11		NYI	3-5	L
33	12-13	@	BUF	3-0	W
34	12-16		HFD	5-2	W
35	12-18		LAK	4-0	W
36	12-21	@	MTL	3-2*	W
37	12-22		FLA	7-3	W
38	12-26	@	OTT	2-5	L
39	12-27		ANA	3-2	W
40	12-30	@	DAL	3-2	W
41	12-31	@	TBL	2-4	L
42	1-2		NYI	4-3	W
43	1-4		OTT	6-4	W
44	1-6		COL	2-2	T
45	1-8		TBL	3-4	L
46	1-9	@	WSH	0-2	L
47	1-12		NJD	3-0	W
48	1-13		NYI	2-4	L
49	1-21		EDM	4-4	T
50	1-22	@	WSH	5-3	W
51	1-25	@	PIT	7-4	W
52	1-27		CHI	1-2	L
53	2-1	@	PHI	4-2	W
54	2-2		BOS	2-3	L
55	2-5		HFD	5-2	W
56	2-8	@	NYI	5-2	W

1996-97 (CONT'D)

GAME	DATE		OPPONENT	SCORE	RESULT
57	2-9	@	FLA	3-4	L
58	2-13	@	STL	1-4	L
59	2-15	@	CHI	0-2	L
60	2-17		NJD	2-2	T
61	2-19	@	NJD	1-1	T
62	2-21	@	HFD	2-7	L
63	2-23	@	PHI	1-2	L
64	3-1	@	DET	0-3	L
65	3-3		SJS	5-4*	W
66	3-6	@	LAK	6-2	W
67	3-7	@	ANA	2-5	L
68	3-9	@	SJS	2-1	W
69	3-12		WSH	3-2	W
70	3-14	@	OTT	4-3*	W
71	3-17		OTT	3-4	L
72	3-19		MTL	4-5	L
73	3-21		DET	3-1	W
74	3-24		PIT	3-0	W
75	3-27	@	NJD	0-4	L
76	3-29	@	HFD	1-2	L
77	4-1		BUF	1-1	T
78	4-3		BOS	5-4	W
79	4-4	@	BUF	1-5	L
80	4-7		PHI	3-2	W
81	4-10	@	PHI	6-3	W
82	4-11		TBL	2-4	L

*Overtime

ALL-TIME RESULTS GAME-BY-GAME

1997-98

GAME	DATE		OPPONENT	SCORE	RESULT
1	10-3		NYI	2-2	T
2	10-5		LAK	2-2	T
3	10-8	@	EDM	3-3	T
4	10-9	@	CGY	1-1	T
5	10-11	@	VAN	6-3	W
6	10-14		PIT	0-1	L
7	10-15	@	OTT	1-5	L
8	10-18	@	STL	3-5	L
9	10-20		CAR	4-2	W
10	10-22		CHI	0-1	L
11	10-24		TBL	4-3	W
12	10-26		ANA	3-3	T
13	10-28		DAL	2-3	L
14	10-30	@	NYI	3-5	L
15	11-3		EDM	2-2	T
16	11-5	@	COL	4-2	W
17	11-7	@	DAL	2-2	T
18	11-12		NJD	2-3	L
19	11-14		PIT	3-1	W
20	11-16		COL	4-1	W
21	11-18	@	FLA	3-1	W
22	11-19	@	TBL	3-6	L
23	11-21	@	CAR	4-3	W
24	11-22	@	PIT	3-4*	L
25	11-25		VAN	2-4	L
26	11-26	@	NYI	1-4	L
27	11-28	@	BUF	3-3	T
28	11-30		FLA	1-1	T

1997-98 (CONT'D)

GAME	DATE		OPPONENT	SCORE	RESULT
29	12-2		WSH	2-3*	L
30	12-5		PHI	4-4	T
31	12-6	@	MTL	3-3	T
32	12-8		PHX	3-1	W
33	12-10		CGY	1-4	L
34	12-12		FLA	3-4	L
35	12-16	@	NJD	3-4	L
36	12-17	@	FLA	4-2	W
37	12-20	@	TBL	2-2	T
38	12-21		BUF	0-2	L
39	12-23		TBL	4-1	W
40	12-26	@	BUF	0-3	L
41	12-28		BOS	4-3	W
42	12-31	@	TBL	0-2	L
43	1-3	@	WSH	3-2	W
44	1-6		CAR	4-2	W
45	1-8		WSH	3-5	L
46	1-12		TOR	3-2	W
47	1-14	@	NJD	1-4	L
48	1-20		STL	3-1	W
49	1-22		PHI	3-4	L
50	1-24		NJD	3-3	T
51	1-26		WSH	2-2	T
52	1-29	@	OTT	2-2	T
53	1-31	@	BOS	2-4	L
54	2-2	@	SJS	3-2	W
55	2-4	@	ANA	2-3	L
56	2-5	@	LAK	1-3	L

1997-98 (CONT'D)

GAME	DATE		OPPONENT	SCORE	RESULT
57	2-7	@	PHX	1-1	T
58	2-26	@	TOR	5-2	W
59	2-28		PHI	1-3	L
60	3-2		BUF	0-1	L
61	3-4	@	FLA	4-3	W
62	3-7	@	NJD	3-6	L
63	3-9		NJD	2-2	T
64	3-11		SJS	5-3	W
65**	3-12	@	MTL	1-4	L
66	3-14	@	BOS	1-5	L
67	3-16		OTT	5-4	W
68	3-18		MTL	2-1*	W
69	3-21		DET	3-4	L
70	3-22	@	PHI	4-5*	L
71	3-25		OTT	2-3*	L
72	3-26	@	CAR	1-4	L
73	3-28	@	PIT	2-2	T
74	3-30		TBL	1-3	L
75	4-1		BOS	2-4	L
76	4-4	@	NYI	0-3	L
77	4-5	@	CHI	2-1*	W
78	4-7		MTL	2-3	L
79	4-11	@	DET	2-5	L
80	4-14	@	WSH	1-3	L
81	4-15		NYI	4-2	W
82	4-18	@	PHI	2-1	W

1998-99

GAME	DATE		OPPONENT	SCORE	RESULT
1	10-9		PHI	0-1	L
2	10-10	@	MTL	1-7	L
3	10-12		STL	2-4	L
4	10-16		NJD	1-2	L
5	10-17	@	PIT	3-3	T
6	10-20		EDM	3-2	W
7	10-22		NYI	3-2	W
8	10-24	@	PHI	2-2	T
9	10-27		BUF	0-0	T
10	10-30		CAR	1-0	W
11	11-3	@	NJD	1-3	L
12	11-4		MTL	1-4	L
13	11-7	@	TOR	6-6	T
14	11-10	@	TBL	10-2	W
15	11-11	@	FLA	1-4	L
16	11-13		BOS	3-3	T
17	11-18	@	ANA	1-3	L
18	11-19	@	LAK	5-1	W
19	11-21	@	SJS	2-2	T
20	11-25	@	BUF	2-4	L
21	11-27	@	PIT	2-2	T
22	11-29		NSH	5-1	W
23	12-1		FLA	5-4*	W
24	12-2	@	NYI	3-2	W
25	12-5	@	OTT	2-1	W
26	12-7		TOR	6-2	W
27	12-9		COL	1-2	L
28	12-11	@	BUF	0-2	L

1998-99 (CONT'D)

GAME	DATE		OPPONENT	SCORE	RESULT
29	12-14		CGY	5-2	W
30	12-16	@	NJD	3-6	L
31	12-19	@	TOR	4-7	L
32	12-23		CAR	0-1	L
33	12-26	@	CAR	6-3	W
34	12-30	@	PHX	1-3	L
35	12-31	@	COL	6-3	W
36	1-2	@	STL	1-0	W
37	1-4		SJS	4-3	W
38	1-6		NJD	2-5	L
39	1-7	@	WSH	1-5	L
40	1-10		TBL	5-2	W
41	1-13		NYI	4-3*	W
42	1-15		CHI	1-3	L
43	1-16	@	MTL	0-3	L
44	1-19		OTT	1-2	L
45	1-21		FLA	1-2	L
46	1-26	@	WSH	4-1	W
47	1-28	@	CAR	2-3*	L
48	1-30	@	DET	3-2	W
49	2-1		WSH	1-3	L
50	2-4		VAN	8-4	W
51	2-7	@	BOS	2-3	L
52	2-12		CAR	1-3	L
53	2-14		DET	2-4	L
54	2-15	@	NSH	7-4	W
55	2-17		MTL	3-6	L
56	2-19		PIT	6-1	W

1998-99 (CONT'D)

GAME	DATE		OPPONENT	SCORE	RESULT
57	2-21	@	EDM	2-1*	W
58	2-22	@	CGY	2-6	L
59	2-26		PHX	3-0	W
60	2-28		PHI	6-5	W
61	3-2		DAL	2-2	T
62	3-4	@	WSH	4-2	W
63	3-7	@	BOS	3-1	W
64	3-8		TOR	3-2*	W
65	3-10		OTT	0-3	L
66	3-12		BOS	4-5	L
67	3-14	@	NYI	3-2*	W
68	3-15		WSH	1-1	T
69	3-19		BUF	2-3*	L
70	3-21		PIT	2-2	T
71	3-22	@	TBL	3-6	L
72	3-24	@	FLA	2-1	W
73	3-27	@	PHI	1-3	L
74	3-29		NYI	3-1	W
75	4-2		ANA	1-4	L
76	4-4	@	NJD	1-4	L
77	4-5	@	PHI	5-1	W
78	4-8	@	CHI	2-6	L
79	4-9	@	DAL	1-3	L
80	4-12		TBL	2-1	W
81	4-15	@	OTT	2-2	T
82	4-18		PIT	1-2*	L

1999-00

GAME	DATE		OPPONENT	SCORE	RESULT
1	10-1	@	EDM	1-1	T
2	10-2	@	VAN	1-2	L
3	10-5		OTT	1-2	L
4	10-8		CAR	3-1	W
5	10-10		PHX	4-2	W
6	10-11	@	NYI	4-2	W
7	10-14		PIT	2-5	L
8	10-17		ATL	4-1	W
9	10-19		SJS	1-2	L
10	10-20	@	PHI	0-5	L
11	10-22		PHI	0-2	L
12	10-24		VAN	0-3	L
13	10-30	@	MTL	2-2	T
14	11-3		NYI	3-3	T
15	11-5	@	COL	1-4	L
16	11-7	@	CHI	3-1	W
17	11-10		OTT	3-4	L
18	11-11	@	WSH	5-4*	W
19	11-13		BOS	2-5	L
20	11-18	@	BOS	3-5	L
21	11-20	@	TOR	3-4*	RT
22	11-24	@	TBL	6-3	W
23	11-26	@	FLA	2-6	L
24	12-1	@	NJD	2-3	L
25	12-3		MTL	3-2	W
26	12-4	@	BUF	1-1	T
27	12-6		CGY	3-2*	W
28	12-8		EDM	2-1*	W

1999-00 (CONT'D)

GAME	DATE		OPPONENT	SCORE	RESULT
29	12-15		LAK	8-3	W
30	12-17		WSH	2-3*	RT
31	12-19		TBL	5-4*	W
32	12-21		BUF	1-3	L
33	12-23	@	NYI	2-4	L
34	12-26		NJD	3-3	T
35	12-28	@	PHX	2-2	T
36	12-29	@	DAL	3-4*	RT
37	1-2	@	MTL	2-2	T
38	1-3		STL	2-5	L
39	1-5		TOR	3-2*	W
40	1-8	@	TOR	5-3	W
41	1-9	@	CAR	0-1	L
42	1-15	@	NYI	5-2	W
43	1-16		ATL	6-3	W
44	1-18		CAR	3-2	W
45	1-20	@	CAR	4-1	W
46	1-22	@	STL	4-1	W
47	1-24	@	ATL	6-3	W
48	1-25	@	PIT	4-3	W
49	1-27		TOR	3-4	L
50	1-29	@	OTT	2-3	L
51	1-31		NSH	5-1	W
52	2-2		NJD	1-3	L
53	2-3	@	ATL	6-3	W
54	2-8		NJD	2-2	T
55	2-9	@	NJD	1-4	L
56	2-11		BOS	5-2	W

1999-00 (CONT'D)

GAME	DATE		OPPONENT	SCORE	RESULT
57	2-13		NYI	2-4	L
58	2-15	@	TBL	2-2	T
59	2-16	@	FLA	0-3	L
60	2-18		COL	2-4	L
61	2-20		PHI	2-3	L
62	2-22		PIT	4-3	W
63	2-25	@	BUF	6-3	W
64	2-26	@	OTT	2-4	L
65	3-1		BUF	3-3	T
66	3-3		FLA	4-2	W
67	3-6	@	SJS	1-2	L
68	3-8	@	ANA	4-3*	W
69	3-9	@	LAK	1-3	L
70	3-11	@	PIT	1-3	L
71	3-13		DAL	3-4	L
72	3-15		TBL	4-4	T
73	3-18	@	PHI	3-2	W
74	3-19	@	PIT	4-5	L
75	3-21		FLA	3-4	L
76	3-23		WSH	1-4	L
77	3-26	@	DET	2-8	L
78	3-27		DET	0-6	L
79	4-1	@	BOS	2-2	T
80	4-3	@	WSH	1-4	L
81	4-5		MTL	0-3	L
82	4-9		PHI	1-4	L

*Overtime

ALL-TIME RESULTS GAME-BY-GAME

2000-01

GAME	DATE		OPPONENT	SCORE	RESULT
1	10-7	@	ATL	2-1	W
2	10-11		MTL	3-1	W
3	10-14	@	PIT	6-8	L
4	10-16		ANA	3-4	L
5	10-18	@	CHI	4-2	W
6	10-22		TBL	2-4	L
7	10-24		PHI	4-5	L
8	10-26	@	PHI	0-3	L
9	10-27		PIT	1-4	L
10	10-29		BOS	5-1	W
11	11-1		TBL	6-1	W
12	11-2	@	OTT	5-6	L
13	11-4	@	MTL	5-2	W
14	11-7		EDM	4-3	W
15	11-9	@	WSH	5-3	W
16	11-12		PHX	0-2	L
17	11-15	@	MIN	3-2	W
18	11-17	@	VAN	3-4	L
19	11-18	@	CGY	5-4*	W
20	11-21		TOR	1-3	L
21	11-22	@	NYI	4-3*	W
22	11-24	@	BUF	2-3	L
23	11-26		OTT	3-2	W
24	11-28		LAK	7-6	W
25	11-29	@	NJD	2-5	L
26	12-2	@	TOR	2-8	L
27	12-3		COL	3-6	L
28	12-6		WSH	3-2	W

2000-01 (CONT'D)

GAME	DATE		OPPONENT	SCORE	RESULT
29	12-8		BUF	5-2	W
30	12-9	@	BOS	4-6	L
31	12-12	@	SJS	2-3	L
32	12-14	@	LAK	5-5	T
33	12-15	@	ANA	4-6	L
34	12-18		FLA	6-3	W
35	12-20		STL	3-6	L
36	12-23		NSH	2-3*	OTL
37	12-27	@	CAR	3-4	L
38	12-28		ATL	1-4	L
39	12-31	@	DAL	1-6	L
40	1-4	@	PHX	1-3	L
41	1-6		NJD	5-5	T
42	1-8		DAL	1-2	L
43	1-13	@	BOS	1-4	L
44	1-14		MIN	4-2	W
45	1-16		PHI	4-3*	W
46	1-18		TOR	2-1*	W
47	1-20	@	MTL	2-2	T
48	1-22	@	CAR	5-2	W
49	1-24		CAR	2-3	L
50	1-26		NYI	2-3	L
51	1-27	@	TOR	1-3	L
52	1-29		ATL	2-7	L
53	1-31		MTL	4-2	W
54	2-6		BUF	3-6	L
55	2-9	@	FLA	4-2	W
56	2-11		NJD	1-1	T

2000-01 (CONT'D)

GAME	DATE		OPPONENT	SCORE	RESULT
57	2-12	@	CBJ	4-3	W
58	2-17	@	TBL	5-4	W
59	2-19		CHI	4-2	W
60	2-23	@	PIT	4-6	L
61	2-25	@	PHI	1-2	L
62	2-26		OTT	2-3	L
63	2-28		FLA	4-2	W
64	3-2		PIT	5-7	L
65	3-4	@	NSH	2-5	L
66	3-5		NYI	2-5	L
67	3-9	@	WSH	3-5	L
68	3-10	@	OTT	3-2	W
69	3-12		PIT	3-3	T
70	3-14	@	BUF	3-6	L
71	3-17	@	PHI	1-2	L
72	3-19		WSH	6-3	W
73	3-21	@	NJD	0-4	L
74	3-24		DET	0-6	L
75	3-25		BOS	2-3	L
76	3-28		NYI	4-2	W
77	3-29	@	NYI	6-4	W
78	3-31	@	NJD	4-3	W
79	4-1	@	ATL	4-2	W
80	4-4		CAR	1-3	L
81	4-5	@	TBL	4-3*	W
82	4-7	@	FLA	0-3	L

2001-02

GAME	DATE		OPPONENT	SCORE	RESULT
1	10-5	@	CAR	1-3	L
2	10-7		BUF	5-4*	W
3	10-10		WSH	2-5	L
4	10-13	@	OTT	2-2*	T
5	10-15	@	MTL	2-1	W
6	10-17		NJD	4-3*	W
7	10-19	@	ATL	4-3	W
8	10-20	@	TBL	2-5	L
9	10-22		SJS	1-5	L
10	10-25	@	STL	1-5	L
11	10-27	@	BOS	2-1*	W
12	10-29		DAL	4-2	W
13	10-31		FLA	1-3	L
14	11-2	@	CAR	2-3	L
15	11-3	@	FLA	5-3	W
16	11-6		MIN	3-1	W
17	11-8	@	NYI	6-2	W
18	11-10	@	BUF	4-2	W
19	11-11		MTL	3-2*	W
20	11-14		PHI	4-2	W
21	11-17	@	PIT	0-1*	OTL
22	11-18		ATL	6-2	W
23	11-20		COL	5-3	W
24	11-23	@	WSH	2-6	L
25	11-25		ANA	2-3	L
26	11-27	@	BUF	2-2*	T
27	11-29		CAR	5-0	W
28	12-1	@	MTL	3-1	W

2001-02 (CONT'D)

GAME	DATE		OPPONENT	SCORE	RESULT
29	12-2		TBL	1-0	W
30	12-4	@	WSH	2-5	L
31	12-6		TOR	3-6	L
32	12-8	@	TOR	3-4	L
33	12-10		CAR	3-4*	OTL
34	12-12		NSH	2-4	L
35	12-15		BUF	4-2	W
36	12-17		FLA	4-2	W
37	12-19		NJD	2-2*	T
38	12-21		NYI	1-2	L
39	12-23		OTT	3-2	W
40	12-28	@	SJS	5-3	W
41	12-29	@	LAK	5-4	W
42	12-31	@	PHX	0-5	L
43	1-2	@	EDM	1-4	L
44	1-3	@	COL	2-3*	OTL
45	1-5	@	PIT	1-4	L
46	1-9		LAK	0-4	L
47	1-12	@	PHI	2-4	L
48	1-14		CBJ	2-2*	T
49	1-16	@	CBJ	0-2	L
50	1-17	@	NJD	4-6	L
51	1-22	@	NYI	5-4	W
52	1-23		BOS	8-4	W
53	1-26		WSH	6-3	W
54	1-28		TBL	0-1	L
55	1-30		NYI	3-6	L
56	2-6	@	DET	1-3	L

2001-02 (CONT'D)

GAME	DATE		OPPONENT	SCORE	RESULT
57	2-8	@	ATL	2-1	W
58	2-10		PIT	4-3	W
59	2-13	@	DAL	2-4	L
60	2-26		NJD	3-4	L
61	2-28		OTT	0-3	L
62	3-2		PHI	6-5	W
63	3-4		CGY	3-5	L
64	3-5	@	MIN	3-2*	W
65	3-7	@	CHI	1-5	L
66	3-9	@	PIT	2-3*	OTL
67	3-11		MTL	2-1	W
68	3-13		BOS	1-3	L
69	3-16	@	NJD	1-3	L
70	3-17		DET	3-5	L
71	3-19		VAN	1-3	L
72	3-21	@	OTT	5-2	W
73	3-22		ATL	2-5	L
74	3-25	@	NYI	2-4	L
75	3-27		PHI	2-4	L
76	3-30	@	FLA	4-2	W
77	4-1	@	TBL	6-4	W
78	4-4	@	TOR	4-2	W
79	4-6	@	BOS	6-4	W
80	4-8		PIT	3-2	W
81	4-10		TOR	2-7	L
82	4-13	@	PHI	1-2	L

2002-03

GAME	DATE		OPPONENT	SCORE	RESULT
1	10-9	@	CAR	4-1	W
2	10-11		MTL	1-4	L
3	10-12	@	PIT	0-6	L
4	10-15		TOR	5-4	W
5	10-17	@	BUF	4-4	T
6	10-19		NSH	2-2	T
7	10-21		TBL	2-4	L
8	10-23		WSH	1-2	L
9	10-25		LAK	2-6	L
10	10-26	@	TOR	4-3	W
11	10-28		PHX	3-2*	W
12	10-30	@	TBL	0-3	L
13	11-2	@	BOS	2-3	L
14	11-3		STL	2-3	L
15	11-5		EDM	2-5	W
16	11-7		CGY	1-0*	W
17	11-9	@	CBJ	3-6	L
18	11-11	@	SJS	5-4	W
19	11-14	@	CGY	2-1	W
20	11-16	@	VAN	1-3	L
21	11-19		ANA	3-2*	W
22	11-21	@	NJD	4-4	T
23	11-23		NYI	1-3	L
24	11-25		CAR	3-1	W
25	11-28	@	ATL	4-7	L
26	11-29	@	DAL	3-3	T
27	12-1		TBL	4-3	W
28	12-3		CBJ	5-3	W

2002-03 (CONT'D)

GAME	DATE		OPPONENT	SCORE	RESULT
29	12-5	@	PHI	2-3*	OTL
30	12-6		BUF	1-4	L
31	12-8		BOS	1-4	L
32	12-11		CHI	3-4	L
33	12-14	@	TOR	1-4	L
34	12-16		SJS	2-1*	W
35	12-19		MTL	1-3	L
36	12-21	@	DET	2-3	L
37	12-23		NJD	2-2	T
38	12-26		PIT	1-6	L
39	12-28	@	FLA	2-1*	W
40	12-29	@	TBL	3-5	L
41	12-31	@	CAR	2-0	W
42	1-4		WSH	2-2	T
43	1-6		OTT	2-5	L
44	1-8		CAR	5-1	W
45	1-9	@	MTL	2-3	L
46	1-11	@	PIT	3-1	W
47	1-13		TOR	5-1	W
48	1-15	@	WSH	2-1*	W
49	1-19		PHI	2-4	L
50	1-21	@	NYI	5-0	W
51	1-23	@	NSH	4-2	W
52	1-25		ATL	1-4	L
53	1-26	@	WSH	2-7	L
54	1-28	@	ATL	2-5	L
55	1-30		COL	3-4*	OTL
56	2-5		OTT	3-5	L

2002-03 (CONT'D)

GAME	DATE		OPPONENT	SCORE	RESULT
57	2-6	@	STL	4-4	T
58	2-8	@	PHI	1-2	L
59	2-12	@	FLA	3-1	W
60	2-14		PIT	1-0	W
61	2-15	@	BUF	4-5	L
62	2-17	@	OTT	2-3	L
63	2-19	@	MIN	4-2	W
64	2-21	@	ANA	6-2	W
65	2-23	@	COL	1-4	L
66	2-25	@	NJD	3-3	T
67	2-27		BOS	4-1	W
68	3-1		FLA	5-2	W
69	3-3		NYI	1-1	T
70	3-7		PHI	5-1	W
71	3-10		FLA	1-2	L
72	3-13	@	OTT	2-3*	OTL
73	3-15	@	NJD	1-3	L
74	3-17		NYI	1-0	W
75	3-19		BUF	3-0	W
76	3-22	@	PHI	2-1	W
77	3-26		PIT	1-3	L
78	3-29	@	BOS	3-1	W
79	3-31		ATL	3-4*	OTL
80	4-1	@	NYI	2-2	T
81	4-4		NJD	1-2	L
82	4-5	@	MTL	4-5	L

*Overtime

ALL-TIME RESULTS GAME-BY-GAME

2003-04

GAME	DATE		OPPONENT	SCORE	RESULT
1	10-10	@	MIN	3-5	L
2	10-11	@	CBJ	0-5	L
3	10-16		ATL	0-0	T
4	10-18		CAR	2-2	T
5	10-20		FLA	3-1	W
6	10-25		DET	3-1	W
7	10-28		ANA	1-3	L
8	10-30		CAR	4-1	W
9	11-1	@	MTL	5-1	W
10	11-2		COL	2-3*	OTL
11	11-4		DAL	3-0	L
12	11-6	@	CAR	3-6	L
13	11-8		PHI	1-2*	OTL
14	11-10		EDM	4-5	L
15	11-12		PIT	6-2	W
16	11-15	@	NJD	0-5	L
17	11-16	@	CHI	2-2	T
18	11-18	@	SJS	2-2	T
19	11-20	@	COL	3-4	L
20	11-23		OTT	6-2	W
21	11-25	@	TBL	2-0	W
22	11-26	@	FLA	3-3	T
23	11-28	@	PIT	4-1	W
24	11-30		TOR	2-4	L
25	12-2	@	TOR	4-5	L
26	12-4	@	NYI	4-2	W
27	12-7		TBL	2-3	L
28	12-10		MTL	1-2	L

2003-04 (CONT'D)

GAME	DATE		OPPONENT	SCORE	RESULT
29	12-12	@	BUF	3-1	W
30	12-13	@	TOR	1-3	L
31	12-18		NYI	4-3	W
32	12-20	@	OTT	1-3	L
33	12-22		BOS	4-2	W
34	12-26		TOR	5-5*	T
35	12-29	@	PHX	3-2*	W
36	12-30	@	LAK	3-2*	W
37	1-1	@	STL	4-5	L
38	1-3	@	PIT	4-1	W
39	1-5		CGY	0-5	L
40	1-8	@	CAR	2-3	L
41	1-10	@	NYI	3-2	W
42	1-11		TBL	1-2*	OTL
43	1-13		NYI	4-1	W
44	1-15		NJD	3-3	T
45	1-17	@	MTL	2-2	T
46	1-19	@	BOS	2-5	L
47	1-20		BOS	1-4	L
48	1-22		PHI	2-4	L
49	1-24	@	OTT	1-9	L
50	1-26		FLA	5-2	W
51	1-28		WSH	1-2	L
52	1-30		BUF	1-3	L
53	1-31	@	BUF	1-3	L
54	2-2		VAN	4-3	W
55	2-4		MIN	3-4	L
56	2-11	@	NJD	3-1	W

2003-04 (CONT'D)

GAME	DATE		OPPONENT	SCORE	RESULT
57	2-12		PHI	1-2	L
58	2-14	@	PHI	2-6	L
59	2-16		OTT	1-4	L
60	2-19		NYI	6-2	W
61	2-21		NJD	3-7	L
62	2-23		MTL	1-4	L
63	2-26	@	NYI	6-3	W
64	2-28	@	NSH	1-2*	OTL
65	2-29	@	ATL	2-3	L
66	3-2		ATL	3-4	L
67	3-4	@	BOS	1-3	L
68	3-5		WSH	3-2	W
69	3-7		PIT	4-7	L
70	3-9	@	ATL	2-0	W
71	3-12	@	TBL	2-5	L
72	3-13	@	FLA	2-3*	OTL
73	3-15		NJD	1-3	L
74	3-18	@	WSH	3-4*	OTL
75	3-20	@	PHI	0-3	L
76	3-21	@	PIT	3-4*	OTL
77	3-23		PIT	2-5	L
78	3-25		NSH	2-4	L
79	3-27	@	PHI	3-1	W
80	3-30	@	NJD	0-5	L
81	3-31		BUF	3-4	L
82	4-3	@	WSH	3-2*	W

2005-06

GAME	DATE		OPPONENT	SCORE	RESULT
1	10-5	@	PHI	5-3	W
2	10-6		MTL	3-4*	OT
3	10-8	@	NJD	2-3*	OT
4	10-10	@	WSH	2-3	L
5	10-13		NJD	4-1	W
6	10-15		ATL	5-1	W
7	10-17		FLA	4-0	W
8	10-19		NYI	2-3**	OT
9	10-20	@	NYI	4-5	L
10	10-22	@	BUF	1-3	L
11	10-27		NYI	3-1	W
12	10-29	@	MTL	5-2	W
13	10-31		MTL	1-4	L
14	11-3	@	NJD	4-2	W
15	11-5		NJD	3-2**	W
16	11-7		PIT	2-3	L
17	11-9	@	FLA	4-3**	W
18	11-10	@	TBL	5-2	W
19	11-12	@	PIT	6-1	W
20	11-15	@	TOR	1-2	L
21	11-17	@	CAR	1-5	L
22	11-19		CAR	4-3	W
23	11-20		BOS	3-2	W
24	11-22	@	BUF	3-2**	W
25	11-24	@	ATL	6-3	W
26	11-26		WSH	3-2**	W
27	12-1		PIT	2-1	W
28	12-3	@	WSH	1-5	L

2005-06 (CONT'D)

GAME	DATE		OPPONENT	SCORE	RESULT
29	12-5		MIN	3-1	W
30	12-7	@	CHI	1-2*	OT
31	12-8	@	NSH	5-1	W
32	12-10	@	STL	5-4*	W
33	12-13		VAN	2-3	L
34	12-18		COL	1-2	L
35	12-20		NJD	1-3	L
36	12-22		TBL	4-2	W
37	12-26	@	OTT	2-6	L
38	12-28	@	NYI	6-2	W
39	12-31	@	PIT	3-4*	OT
40	1-3		TBL	0-1*	OT
41	1-5		PHI	3-4*	OT
42	1-7		FLA	4-0	W
43	1-10		CGY	4-2	W
44	1-12		EDM	5-4*	W
45	1-14	@	DET	3-4	L
46	1-16	@	CBJ	3-4	L
47	1-19	@	PIT	4-2	W
48	1-21	@	BOS	3-2**	W
49	1-22		NJD	3-1	W
50	1-24		BUF	1-2	L
51	1-28		PIT	7-1	W
52	1-30		PHI	2-3*	OT
53	2-1		PIT	3-1	W
54	2-2	@	NYI	5-2	W
55	2-4	@	PHI	4-3*	W
56	2-8		OTT	5-1	W

2005-06 (CONT'D)

GAME	DATE		OPPONENT	SCORE	RESULT
57	2-10		TOR	4-2	W
58	2-11	@	TOR	4-2	W
59	3-2	@	PHI	6-1	W
60	3-4	@	NJD	1-2	L
61	3-6		CAR	1-2	L
62	3-8	@	ATL	2-3**	OT
63	3-11	@	MTL	0-1	L
64	3-12		ATL	2-3*	OT
65	3-14	@	CAR	3-5	L
66	3-16		WSH	5-4	W
67	3-18		TOR	5-2	W
68	3-20		BOS	5-2	W
69	3-22		PHI	3-6	L
70	3-24	@	FLA	2-3**	OT
71	3-25	@	TBL	3-4**	OT
72	3-27		BUF	5-4**	W
73	3-29	@	NYI	5-1	W
74	3-30	@	OTT	1-4	L
75	4-4		PHI	3-2**	W
76	4-6		NYI	3-1	W
77	4-8	@	BOS	4-3*	W
78	4-9	@	NJD	2-3	L
79	4-11		NYI	2-3	L
80	4-13	@	PIT	3-5	L
81	4-15	@	PHI	1-4	L
82	4-18		OTT	1-5	L

2006-07

GAME	DATE		OPPONENT	SCORE	RESULT
1	10-5		WSH	5-2	W
2	10-7	@	PHI	5-4**	W
3	10-10		PHI	2-4	L
4	10-12		PIT	5-6	L
5	10-14	@	BUF	4-7	L
6	10-16		NJD	4-2	W
7	10-18		NSH	0-3	L
8	10-21	@	TOR	5-4**	W
9	10-25		FLA	2-4	L
10	10-28	@	PHX	7-3	W
11	10-30	@	LAK	1-4	L
12	11-1	@	ANA	4-3*	W
13	11-2	@	SJS	3-1	W
14	11-5		BUF	3-4*	OT
15	11-8	@	FLA	4-3**	W
16	11-10	@	ATL	5-2	W
17	11-11	@	WSH	1-3	L
18	11-14		NJD	3-2	W
19	11-15	@	CAR	1-2	L
20	11-18	@	PIT	1-3	L
21	11-19		TBL	4-1	W
22	11-21		CAR	4-0	W
23	11-25	@	PIT	2-1*	W
24	11-26		BUF	2-3*	OT
25	11-28		ATL	4-5*	OT
26	12-1	@	BUF	3-4**	OT
27	12-3		NYI	4-7	L
28	12-7		PIT	3-2**	W

2006-07 (CONT'D)

GAME	DATE		OPPONENT	SCORE	RESULT
29	12-9	@	OTT	3-1	W
30	12-10		FLA	2-1	W
31	12-12	@	PHI	3-1	W
32	12-14	@	DAL	5-2	W
33	12-16	@	TOR	2-9	L
34	12-17		NJD	1-6	L
35	12-19		NYI	3-4	L
36	12-21	@	FLA	2-3	L
37	12-23	@	TBL	3-4	L
38	12-26	@	NYI	0-2	L
39	12-29	@	OTT	0-1	L
40	12-20		WSH	4-1	W
41	1-2	@	NJD	3-2**	W
42	1-4		PHI	3-2	W
43	1-6	@	MTL	4-3	W
44	1-9		NYI	3-5	L
45	1-11		OTT	4-6	L
46	1-13		BOS	3-1	W
47	1-16	@	NJD	0-1	L
48	1-20		ATL	1-3	L
49	1-27	@	PHI	2-1	W
50	1-29	@	BOS	6-1	W
51	1-31		TOR	1-2	L
52	2-3	@	TBL	2-3	L
53	2-5		DET	3-4	L
54	2-6	@	NJD	2-3**	OT
55	2-9		TBL	5-0	W
56	2-10	@	WSH	5-2	W

2006-07 (CONT'D)

GAME	DATE		OPPONENT	SCORE	RESULT
57	2-15	@	CAR	4-1	W
58	2-17		PHI	3-5	L
59	2-18		CHI	2-1	W
60	2-20	@	NJD	1-2	L
61	2-22		NJD	2-3**	OT
62	2-24		CBJ	2-3	L
63	2-27		MTL	4-0	W
64	3-1		PIT	3-4**	OT
65	3-3		STL	3-2**	W
66	3-5		NYI	2-1**	W
67	3-8	@	NYI	2-1	W
68	3-10	@	PIT	2-3*	OT
69	3-11		CAR	2-1**	W
70	3-13		OTT	2-3	L
71	3-16	@	ATL	1-2*	OT
72	3-17		BOS	7-0	W
73	3-19		PIT	2-1	W
74	3-21		PHI	5-0	W
75	3-24	@	BOS	2-1**	W
76	3-25	@	NYI	2-1*	W
77	3-27	@	MTL	4-6	L
78	3-31	@	PHI	6-4	W
79	4-1		TOR	7-2	W
80	4-3	@	NYI	2-3**	OT
81	4-5		MTL	3-1	W
82	4-7	@	PIT	1-2	L

* Overtime
** Shootout

ALL-TIME RESULTS GAME-BY-GAME

2007-08

GAME	DATE		OPPONENT	SCORE	RESULT
1	10-4		FLA	5-2	W
2	10-6	@	OTT	0-2	L
3	10-10	@	NYI	1-2	L
4	10-12		WSH	3-1	W
5	10-13		OTT	1-3	L
6	10-18	@	ATL	3-5	L
7	10-20	@	BOS	0-1**	OT
8	10-23	@	PIT	0-1	L
9	10-25		NJD	2-0	W
10	10-27		TOR	1-4	L
11	10-29		TBL	3-1	W
12	11-1		WSH	2-0	W
13	11-3		NJD	2-1**	W
14	11-5		PHI	2-0	W
15	11-6	@	NYI	2-3	L
16	11-8		PIT	4-2	W
17	11-10	@	TOR	3-2**	W
18	11-14	@	NJD	4-2	W
19	11-15	@	PHI	4-3**	W
20	11-17	@	PIT	4-3*	W
21	11-19		NYI	1-2	L
22	11-21	@	TBL	2-1	W
23	11-23	@	FLA	2-3**	OT
24	11-25		DAL	2-3	L
25	11-29		NYI	4-2	W
26	12-1	@	OTT	5-2	W
27	12-3		CAR	0-4	L
28	12-6		TOR	2-6	L

2007-08 (CONT'D)

GAME	DATE		OPPONENT	SCORE	RESULT
29	12-7	@	ATL	2-4	L
30	12-9		NJD	1-0*	W
31	12-12	@	WSH	4-5*	OT
32	12-16		PHX	1-5	L
33	12-18		PIT	4-0	W
34	12-20	@	MIN	3-6	L
35	12-21	@	COL	3-4*	OT
36	12-23		OTT	1-3	L
37	12-26		CAR	4-2	W
38	12-29	@	TOR	6-1	W
39	12-30		MTL	4-3*	W
40	1-2	@	CGY	3-4	L
41	1-3	@	VAN	0-3	L
42	1-5	@	EDM	2-3**	OT
43	1-8		TBL	3-5	L
44	1-10		PHI	2-6	L
45	1-12		MTL	4-1	W
46	1-14	@	PIT	1-4	L
47	1-16		BUF	2-1	W
48	1-19	@	BOS	3-4**	OT
49	1-20		BOS	1-3	L
50	1-22		ATL	4-0	W
51	1-24		ATL	2-1**	W
52	1-29	@	CAR	1-3	L
53	1-31	@	PHI	4-0	W
54	2-1	@	NJD	3-1	W
55	2-3	@	MTL	5-3	W
56	2-5		LAK	2-4	L

2007-08 (CONT'D)

GAME	DATE		OPPONENT	SCORE	RESULT
57	2-7		ANA	1-4	L
58	2-9	@	PHI	2-0	W
59	2-10	@	WSH	2-3*	OT
60	2-16		BUF	5-1	W
61	2-17		SJS	3-1	W
62	2-19	@	MTL	5-6**	OT
63	2-23	@	BUF	4-3	W
64	2-24		FLA	5-0	W
65	2-28	@	CAR	4-2	W
66	3-2		PHI	5-4**	W
67	3-4		NYI	3-4**	OT
68	3-6	@	NYI	4-1	W
69	3-9		BOS	1-0**	W
70	3-10	@	BUF	3-2**	W
71	3-14	@	FLA	2-3	L
72	3-15	@	TBL	0-3	L
73	3-18		PIT	5-2	W
74	3-19	@	NJD	2-1**	W
75	3-21	@	PHI	3-4**	OT
76	3-25		PHI	1-2*	OT
77	3-27		NJD	3-2	W
78	3-30	@	PIT	1-3	L
79	3-31		PIT	2-1*	W
80	4-3	@	NYI	3-0	W
81	4-4		NYI	3-4**	OT
82	4-6	@	NJD	2-3**	OT

2008-09

GAME	DATE	OPPONENT	SCORE	RESULT
1	10-4	@ TBL	2-1	W
2	10-5	TBL	2-1	W
3	10-10	CHI	4-2	W
4	10-11	@ PHI	4-3	W
5	10-13	NJD	4-1	W
6	10-15	BUF	1-3	L
7	10-17	TOR	1-0**	W
8	10-18	@ DET	4-5*	OT
9	10-20	DAL	1-2	L
10	10-24	@ CBJ	3-1	W
11	10-25	PIT	3-2**	W
12	10-27	@ NYI	4-2	W
13	10-30	ATL	3-2	W
14	11-1	@ TOR	2-5	L
15	11-4	NYI	1-2	L
16	11-6	TBL	5-2	W
17	11-8	@ WSH	1-3	L
18	11-10	EDM	2-3**	OT
19	11-12	@ NJD	5-2	W
20	11-15	BOS	3-2**	W
21	11-17	OTT	2-1**	W
22	11-19	VAN	3-6	L
23	11-22	@ OTT	1-4	L
24	11-24	PHX	4-1	W
25	11-26	@ TBL	3-2**	W
26	11-28	@ FLA	4-3**	W
27	11-30	FLA	0-4	L
28	12-3	PIT	3-2**	W

2008-09 (CONT'D)

GAME	DATE	OPPONENT	SCORE	RESULT
29	12-4	@ MTL	2-6	L
30	12-7	CGY	0-3	L
31	12-10	@ ATL	3-2*	W
32	12-12	@ NJD	5-8	L
33	12-13	CAR	3-2**	W
34	12-16	@ ANA	3-1	W
35	12-17	@ LAK	3-2*	W
36	12-20	@ SJS	2-3	L
37	12-23	WSH	4-5*	OT
38	12-27	NJD	2-4	L
39	12-29	NYI	5-4	W
40	1-3	@ WSH	1-2	L
41	1-5	PIT	4-0	W
42	1-7	MTL	3-6	L
43	1-9	@ BUF	1-2**	OT
44	1-10	@ OTT	2-0	W
45	1-13	@ NYI	2-1	W
46	1-16	@ CHI	3-2*	W
47	1-18	@ PIT	0-3	L
48	1-20	ANA	4-2	W
49	1-27	CAR	3-2	W
50	1-28	@ PIT	2-6	L
51	1-31	@ BOS	0-1	L
52	2-3	ATL	1-2**	OT
53	2-6	@ DAL	2-10	L
54	2-9	@ NJD	0-3	L
55	2-11	WSH	5-4**	W
56	2-13	@ FLA	1-2**	OT

2008-09 (CONT'D)

GAME	DATE	OPPONENT	SCORE	RESULT
57	2-15	PHI	2-5	L
58	2-16	@ STL	1-2	L
59	2-18	NYI	3-1	W
60	2-21	@ BUF	2-4	L
61	2-22	TOR	2-3*	OT
62	2-25	@ TOR	1-2**	OT
63	2-26	FLA	1-2	L
64	2-28	COL	6-1	W
65	3-5	@ NYI	4-2	W
66	3-8	BOS	4-3	W
67	3-9	@ CAR	0-3	L
68	3-12	@ NSH	4-2	W
69	3-14	@ PHI	2-4	L
70	3-15	PHI	4-1	W
71	3-17	@ MTL	4-3**	W
72	3-21	BUF	5-3	W
73	3-22	OTT	1-2	L
74	3-24	MIN	2-1	W
75	3-26	@ ATL	4-5**	OT
76	3-28	@ PIT	3-4	L
77	3-30	NJD	3-0	W
78	4-2	@ CAR	2-4	L
79	4-4	@ BOS	0-1	L
80	4-7	MTL	3-1	W
81	4-9	PHI	2-1	W
82	4-12	@ PHI	4-3	W

2009-10

GAME	DATE	OPPONENT	SCORE	RESULT
1	10-2	@ PIT	2-3	L
2	10-3	OTT	5-2	W
3	10-5	@ NJD	3-2	W
4	10-8	@ WSH	4-3	W
5	10-11	ANA	3-0	W
6	10-12	TOR	7-2	W
7	10-14	LAK	4-2	W
8	10-17	@ TOR	4-1	W
9	10-19	SJS	3-7	L
10	10-22	NJD	2-4	L
11	10-24	@ MTL	4-5*	OT
12	10-26	PHX	5-2	W
13	10-28	@ NYI	1-3	L
14	10-30	@ MIN	2-3	L
15	11-1	BOS	1-0	W
16	11-3	@ VAN	1-3	L
17	11-5	@ EDM	4-2	W
18	11-7	@ CGY	1-3	L
19	11-12	ATL	3-5	L
20	11-14	@ OTT	2-1**	W
21	11-17	WSH	2-4	L
22	11-21	FLA	2-3	L
23	11-23	CBJ	7-4	W
24	11-25	@ FLA	2-1**	W
25	11-27	@ TBL	1-5	L
26	11-28	@ PIT	3-8	L
27	11-30	PIT	2-5	L
28	12-5	@ BUF	2-1	W

2009-10 (CONT'D)

GAME	DATE	OPPONENT	SCORE	RESULT
29	12-6	DET	1-3	L
30	12-9	@ CHI	1-2*	OT
31	12-12	BUF	2-3	L
32	12-14	ATL	2-3**	OT
33	12-16	NYI	1-2	L
34	12-17	@ NYI	5-2	W
35	12-19	@ PHI	2-1	W
36	12-21	@ CAR	3-1	W
37	12-23	FLA	4-1	W
38	12-26	NYI	2-3*	OT
39	12-30	PHI	0-6	L
40	12-31	@ CAR	2-1	W
41	1-2	CAR	1-2*	OT
42	1-4	BOS	3-2	W
43	1-6	DAL	5-2	W
44	1-7	@ ATL	1-2**	OT
45	1-9	@ BOS	3-1	W
46	1-12	NJD	0-1**	OT
47	1-14	OTT	0-2	L
48	1-16	@ STL	1-4	L
49	1-17	MTL	6-2	W
50	1-19	TBL	8-2	W
51	1-21	@ PHI	0-2	L
52	1-23	@ MTL	0-6	L
53	1-25	PIT	2-4	L
54	1-27	CAR	1-5	L
55	1-30	@ PHX	2-3	L
56	1-31	@ COL	3-1	W

2009-10 (CONT'D)

GAME	DATE	OPPONENT	SCORE	RESULT
57	2-2	@ LAK	1-2	L
58	2-4	WSH	5-6	L
59	2-6	NJD	3-1	W
60	2-10	NSH	1-2	L
61	2-12	@ PIT	3-2*	W
62	2-14	TBL	5-2	W
63	3-2	@ OTT	3-2	W
64	3-4	PIT	4-5*	OT
65	3-6	@ WSH	0-2	L
66	3-7	BUF	1-2*	OT
67	3-10	@ NJD	3-6	L
68	3-12	@ ATL	5-2	W
69	3-14	PHI	3-1	W
70	3-16	MTL	1-3	L
71	3-18	STL	3-4	L
72	3-21	@ BOS	1-2	L
73	3-24	NYI	5-0	W
74	3-25	@ NJD	4-3**	W
75	3-27	@ TOR	2-3*	OT
76	3-30	@ NYI	4-3	W
77	4-2	@ TBL	5-0	W
78	4-3	@ FLA	4-1	W
79	4-6	@ BUF	2-5	L
80	4-7	TOR	5-1	W
81	4-9	PHI	4-3	W
82	4-11	@ PHI	1-2**	OT

* Overtime
** Shootout

ALL-TIME RESULTS GAME-BY-GAME

2010-11

GAME	DATE	OPPONENT	SCORE	RESULT
1	10-9	@ BUF	6-3	W
2	10-11	@ NYI	4-6	L
3	10-15	TOR	3-4 *	OT
4	10-18	COL	1-3	L
5	10-21	@ TOR	2-1	W
6	10-23	@ BOS	3-2	W
7	10-24	NJD	3-1	W
8	10-27	ATL	4-6	L
9	10-29	CAR	3-4	L
10	10-30	@ TOR	2-0	W
11	11-1	CHI	3-2	W
12	11-4	@ PHI	1-4	L
13	11-5	@ NJD	3-0	W
14	11-7	STL	0-2	L
15	11-9	WAS	3-5	L
16	11-11	BUF	3-2 *	OT
17	11-14	EDM	8-2	W
18	11-15	@ PIT	3-2 *	OT
19	11-17	BOS	2-3	L
20	11-19	@ COL	1-5	L
21	11-20	@ MIN	5-2	W
22	11-22	CGY	2-1	W
23	11-24	@ TBL	3-5	L
24	11-26	@ FLA	3-0	W
25	11-27	@ NSH	2-1 **	OT
26	11-29	PIT	1-3	L
27	12-2	@ NYI	6-5	W
28	12-3	NYI	2-0	W

2010-11 (CONT'D)

GAME	DATE	OPPONENT	SCORE	RESULT
29	12-5	OTT	1-3	L
30	12-9	@ OTT	5-3	W
31	12-11	@ CBJ	1-3	L
32	12-12	WSH	7-0	W
33	12-15	@ PIT	4-1	W
34	12-16	PHO	4-3**	OT
35	12-18	@ PHI	1-4	L
36	12-23	TB	3-4**	OT
37	12-27	NYI	7-2	W
38	12-29	@ NJ	3-1	W
39	1-1	@ TB	1-2*	OT
40	1-2	@ FLA	0-3	L
41	1-5	CAR	2-1*	OT
42	1-7	@ DAL	3-2**	OT
43	1-8	@ STL	2-1	W
44	1-11	MTL	1-2	L
45	1-13	VAN	1-0	W
46	1-15	@ MTL	2-3	L
47	1-16	PHI	2-3	L
48	1-17	TOR	7-0	W
49	1-20	@ CAR	1-4	L
50	1-22	@ ATL	3-2**	OT
51	1-24	@ WSH	2-1**	OT
52	1-25	FLA	3-4	L
53	2-1	PIT	3-4**	OT
54	2-3	NJ	2-3	L
55	2-5	@ MTL	0-2	L
56	2-7	@ DET	2-3	L

2010-11 (CONT'D)

GAME	DATE	OPPONENT	SCORE	RESULT
57	2-11	@ ATL	2-3	L
58	2-13	PIT	5-3	W
59	2-17	LA	4-3**	OT
60	2-18	@ NJ	0-1	L
61	2-20	PHI	2-4	L
62	2-22	@ CAR	4-3**	OT
63	2-25	@ WSH	6-0	W
64	2-27	TB	1-2	L
65	3-1	BUF	2-3	L
66	3-3	MIN	1-3	L
67	3-4	@ OTT	4-1	W
68	3-6	PHI	7-0	W
69	3-9	@ ANA	2-5	L
70	3-12	@ SJ	3-2**	OT
71	3-15	NYI	6-3	W
72	3-18	MTL	6-3	W
73	3-20	@ PIT	5-2	W
74	3-22	FLA	1-0	W
75	3-24	OTT	1-2**	OT
76	3-26	@ BOS	1-0	W
77	3-30	@ BUF	0-1	L
78	3-31	@ NYI	2-6	L
79	4-3	@ PHI	3-2**	OT
80	4-4	BOS	5-3	W
81	4-7	ATL	0-3	L
82	4-9	NJD	5-2	W

2011-12

GAME	DATE	OPPONENT	SCORE	RESULT
1	10-7	@ LA	2-3*	OT
2	10-8	@ ANA	1-2**	OT
3	10-15	@ NYI	2-4	L
4	10-18	@ VAN	4-0	W
5	10-20	@ CGY	3-2*	W
6	10-22	@ EDM	0-2	L
7	10-24	@ WPG	2-1	W
8	10-27	TOR	2-4	L
9	10-29	OTT	4-5**	OT
10	10-31	SJ	5-2	W
11	11-3	ANA	2-1**	W
12	11-5	MTL	5-3	W
13	11-6	WPG	3-0	W
14	11-9	@ OTT	3-2	W
15	11-11	CAR	5-1	W
16	11-15	@ NYI	4-2	W
17	11-19	@ MTL	0-4	L
18	11-23	@ FLA	1-2	L
19	11-25	@ WSH	6-3	W
20	11-26	PHI	2-0	W
21	11-29	PIT	4-3	W
22	12-1	@ CAR	5-3	W
23	12-3	@ TBL	4-2	W
24	12-5	TOR	2-4	L
25	12-8	TBL	2-3**	OT
26	12-10	@ BUF	4-1	W
27	12-11	FLA	6-1	W
28	12-13	DAL	0-1	L

2011-12 (CONT'D)

GAME	DATE	OPPONENT	SCORE	RESULT
29	12-15	@ STL	1-4	L
30	12-17	@ PHX	3-2	W
31	12-20	@ NJD	4-1	W
32	12-22	NYI	4-2	W
33	12-23	PHI	4-2	W
34	12-26	NYI	3-0	W
35	12-28	@ WSH	1-4	L
36	12-30	@ FLA	4-1	W
37	1-2	@ PHI	3-2	W
38	1-5	FLA	3-2*	W
39	1-6	@ PIT	3-1	W
40	1-10	PHX	2-1**	W
41	1-12	OTT	0-3	L
42	1-14	@ TOR	3-0	W
43	1-15	@ MTL	1-4	L
44	1-17	NSH	3-0	W
45	1-19	PIT	1-4	L
46	1-21	@ BOS	3-2*	W
47	1-24	WPG	3-0	W
48	1-31	@ NJD	3-4**	OT
49	2-1	@ BUF	1-0**	W
50	2-5	PHI	5-2	W
51	2-7	NJD	0-1	L
52	2-9	TBL	4-3*	W
53	2-11	@ PHI	5-2	W
54	2-12	WSH	3-2	W
55	2-14	@ BOS	3-0	W
56	2-16	CHI	2-4	L

2011-12 (CONT'D)

GAME	DATE	OPPONENT	SCORE	RESULT
57	2-19	CBJ	3-2*	W
58	2-21	@ PIT	0-2	L
59	2-24	@ NYI	3-4**	OT
60	2-25	BUF	3-2*	W
61	2-27	NJD	2-0	W
62	3-1	@ CAR	3-2	W
63	3-2	@ TBL	3-4*	OT
64	3-4	BOS	4-3	W
65	3-6	@ NJD	1-4	L
66	3-8	@ OTT	1-4	L
67	3-9	@ CHI	3-4	L
68	3-11	NYI	4-3	W
69	3-13	CAR	4-2	W
70	3-15	PIT	2-5	L
71	3-17	COL	1-3	L
72	3-19	NJD	4-2	W
73	3-21	DET	2-1*	W
74	3-23	BUF	1-4	L
75	3-24	@ TOR	4-3**	W
76	3-27	@ MIN	3-2	W
77	3-28	@ WPG	4-2	W
78	3-30	MTL	4-1	W
79	4-1	BOS	1-2	L
80	4-3	@ PHI	5-3	W
81	4-5	@ PIT	2-5	L
82	4-7	WSH	1-4	L

2012-13

GAME	DATE	OPPONENT	SCORE	RESULT
1	1-19	@ BOS	1-3	L
2	1-20	PIT	3-6	L
3	1-23	BOS	4-3*	W
4	1-24	@ PHI	1-2	L
5	1-26	TOR	5-2	W
6	1-29	PHI	2-1	W
7	1-31	PIT	0-3	L
8	2-2	@ TBL	3-2	W
9	2-5	@ NJD	1-3	L
10	2-7	NYI	4-1	W
11	2-10	TBL	5-1	W
12	2-12	@ BOS	4-3**	W
13	2-14	NYI	3-4**	OT
14	2-17	WSH	2-1	W
15	2-19	MTL	1-3	L
16	2-21	@ OTT	2-3**	OT

2012-13 (CONT'D)

GAME	DATE	OPPONENT	SCORE	RESULT
17	2-23	@ MTL	0-3	L
18	2-26	WPG	3-4	L
19	2-28	TBL	4-1	W
20	3-3	BUF	3-2**	W
21	3-5	PHI	4-2	W
22	3-7	@ NYI	2-1*	W
23	3-8	OTT	2-3	L
24	3-10	@ WSH	4-1	W
25	3-12	@ BUF	1-3	L
26	3-14	@ WPG	1-3	L
27	3-16	@ PIT	0-3	L
28	3-18	CAR	2-1**	W
29	3-19	@ NJD	3-2	W
30	3-21	FLA	1-3	L
31	3-24	WSH	2-3**	OT
32	3-26	@ PHI	5-2	W

2012-13 (CONT'D)

GAME	DATE	OPPONENT	SCORE	RESULT
33	3-28	@ OTT	0-3	L
34	3-30	@ MTL	0-3	L
35	4-1	WPG	4-2	W
36	4-3	PIT	6-1	W
37	4-5	@ PIT	1-2**	OT
38	4-6	@ CAR	4-1	W
39	4-8	@ TOR	3-4	L
40	4-10	TOR	3-2**	W
41	4-13	@ NYI	1-0*	W
42	4-16	@ PHI	2-4	L
43	4-18	FLA	6-1	W
44	4-19	@ BUF	8-4	W
45	4-21	NJD	4-1	W
46	4-23	@ FLA	2-3	L
47	4-25	@ CAR	4-3*	W
48	4-27	NJD	4-0	W

* Overtime
** Shootout

ALL-TIME RESULTS GAME-BY-GAME

2013-14

GAME	DATE	OPPONENT	SCORE	RESULT
1	10-3	@ PHX	1-4	L
2	10-7	@ LAK	3-1	W
3	10-8	@ SJS	2-9	L
4	10-10	@ ANA	0-6	L
5	10-12	@ STL	3-5	L
6	10-16	@ WSH	2-0	W
7	10-19	@ NJD	0-4	L
8	10-24	@ PHI	1-2	L
9	10-26	@DET	3-2*	W
10	10-28	MTL	0-2	L
11	10-29	@ NYI	3-2	W
12	10-31	BUF	2-0	W
13	11-2	CAR	5-1	W
14	11-4	ANA	1-2	L
15	11-6	PIT	5-1	W
16	11-7	@ CBJ	4-2	W
17	11-10	FLA	4-3	W
18	11-12	NJD	2-3	L
19	11-16	@ MTL	1-0	W
20	11-17	LAK	0-1	L
21	11-19	BOS	1-2	L
22	11-21	@ DAL	3-2	W
23	11-23	@ NSH	2-0	W
24	11-25	@ TBL	0-5	L
25	11-27	@ FLA	5-2	W
26	11-29	@ BOS	2-3	L
27	11-30	VAN	5-2	W
28	12-2	WPG	2-5	L

2013-14 (CONT'D)

GAME	DATE	OPPONENT	SCORE	RESULT
29	12-5	@ BUF	3-1	W
30	12-7	NJD	3-4*	OT
31	12-8	WSH	1-4	L
32	12-10	NSH	1-4	L
33	12-12	CBJ	2-4	L
34	12-15	CGY	4-3**	W
35	12-18	PIT	3-4**	OT
36	12-20	NYI	3-5	L
37	12-22	MIN	4-1	W
38	12-23	TOR	2-1**	W
39	12-27	@ WSH	2-3	L
40	12-29	@ TBL	4-3	W
41	12-31	@ FLA	2-1**	W
42	1-3	@ PIT	2-5	L
43	1-4	@ TOR	7-1	W
44	1-6	CBJ	3-4**	OT
45	1-8	@ CHI	3-2	W
46	1-10	DAL	3-2	W
47	1-12	PHI	4-1	W
48	1-14	TBL	1-2	L
49	1-16	DET	1-0	W
50	1-18	@ OTT	4-1	W
51	1-19	WSH	4-1	W
52	1-21	NYI	3-5	L
53	1-23	STL	1-2	L
54	1-26	@ NJD	7-3	W
55	1-29	@ NYI	2-1	W
56	1-31	NYI	4-1	W

2013-14 (CONT'D)

GAME	DATE	OPPONENT	SCORE	RESULT
57	2-4	COL	5-1	W
58	2-6	EDM	1-2	L
59	2-7	@ PIT	4-3**	W
60	2-27	CHI	2-1	W
61	3-1	@ PHI	2-4	L
62	3-2	BOS	3-6	L
63	3-5	TOR	2-3*	OT
64	3-7	@ CAR	4-2	W
65	3-9	DET	3-0	W
66	3-11	@ CAR	1-3	L
67	3-13	@ MIN	1-2	L
68	3-14	@ WPG	4-2	W
69	3-16	SJS	0-1	L
70	3-18	@ OTT	8-4	W
71	3-21	@ CBJ	3-1	W
72	3-22	@ NJD	2-0	W
73	3-24	PHX	4-3*	W
74	3-26	PHI	3-1	W
75	3-28	@ CGY	3-4	L
76	3-30	@ EDM	5-0	W
77	4-1	@ VAN	3-1	W
78	4-3	@ COL	2-3**	OT
79	4-5	OTT	2-3	L
80	4-8	CAR	4-1	W
81	4-10	BUF	2-1	W
82	4-12	@ MTL	0-1*	OT

2014-15

GAME	DATE	OPPONENT	SCORE	RESULT
1	10-9	@ STL	3-2	W
2	10-11	@ CBJ	2-5	L
3	10-12	TOR	3-6	L
4	10-14	NYI	3-6	L
5	10-16	CAR	2-1**	W
6	10-19	SJS	4-0	W
7	10-21	@ NJD	4-3*	W
8	10-25	@ MTL	1-3	L
9	10-27	MIN	5-4	W
10	11-1	WPG	0-1**	OT
11	11-3	STL	3-4**	OT
12	11-5	DET	4-3*	W
13	11-8	@ TOR	4-5	L
14	11-9	EDM	1-3	L
15	11-11	PIT	5-0	W
16	11-13	COL	3-4**	OT
17	11-15	@ PIT	2-3**	OT
18	11-17	TBL	1-5	L
19	11-19	PHI	2-0	W
20	11-23	MTL	5-0	W
21	11-26	@ TBL	3-4	L
22	11-28	@ PHI	3-0	W
23	11-29	PHI	5-2	W
24	12-1	TBL	3-6	L
25	12-6	@ DET	2-3	L
26	12-8	PIT	4-3*	W
27	12-13	@ VAN	5-1	W
28	12-14	@ EDM	2-0	W

2014-15 (CONT'D)

GAME	DATE	OPPONENT	SCORE	RESULT
29	12-16	@ CGY	5-2	W
30	12-20	@ CAR	3-2**	W
31	12-21	CAR	1-0	W
32	12-23	WSH	4-2	W
33	12-27	NJD	3-1	W
34	12-29	@ DAL	2-3	L
35	12-31	@ FLA	5-2	W
36	1-3	BUF	6-1	W
37	1-7	@ ANA	4-1	W
38	1-8	@ LAK	4-3	W
39	1-10	@ SJS	3-1	W
40	1-13	NYI	0-3	L
41	1-15	@ BOS	0-3	L
42	1-16	@ CBJ	2-1	W
43	1-18	@ PIT	5-2	W
44	1-20	OTT	3-2*	W
45	1-27	@ NYI	1-4	L
46	1-29	MTL	0-1	L
47	1-31	CAR	4-1	W
48	2-2	FLA	6-3	W
49	2-4	BOS	3-2	W
50	2-7	@ NSH	2-3	L
51	2-8	DAL	2-3*	OT
52	2-10	@ TOR	5-4	W
53	2-12	@ COL	6-3	W
54	2-14	@ ARI	5-1	W
55	2-16	@ NYI	6-5	W
56	2-19	VAN	4-5**	OT

2014-15 (CONT'D)

GAME	DATE	OPPONENT	SCORE	RESULT
57	2-20	@ BUF	3-1	W
58	2-22	CBJ	4-3**	W
59	2-24	CGY	1-0	W
60	2-26	ARI	4-3	W
61	2-28	@ PHI	2-4	L
62	3-2	NSH	4-1	W
63	3-4	@ DET	1-2*	OT
64	3-8	@ CHI	1-0*	W
65	3-10	@ NYI	2-1	W
66	3-11	@ WSH	3-1	W
67	3-14	@ BUF	2-0	W
68	3-15	FLA	2-1	W
69	3-18	CHI	0-1	L
70	3-21	@ CAR	3-2**	W
71	3-22	ANA	7-2	W
72	3-24	LAK	2-4	L
73	3-26	@ OTT	5-1	W
74	3-28	@ BOS	2-4	L
75	3-29	WSH	2-5	L
76	3-31	@ WPG	3-2	W
77	4-2	@ MIN	3-2	W
78	4-4	NJD	6-1	W
79	4-6	CBJ	4-3*	W
80	4-7	@ NJD	4-2	W
81	4-9	OTT	0-3	L
82	4-11	@ WSH	4-2	W

2015-16

GAME	DATE	OPPONENT	SCORE	RESULT
1	10-7	@ CHI	3-2	W
2	10-9	@ CBJ	4-2	W
3	10-10	CBJ	5-2	W
4	10-13	WPG	1-4	L
5	10-15	@ MTL	0-3	L
6	10-18	NJD	1-2*	OT
7	10-19	SJS	4-0	W
8	10-22	ARI	4-1	W
9	10-24	@ PHI	2-3**	OT
10	10-25	CGY	4-1	W
11	10-30	TOR	3-1	W
12	11-3	WSH	5-2	W
13	11-6	@ COL	2-1	W
14	11-7	@ ARI	4-1	W
15	11-10	CAR	3-0	W
16	11-12	STL	6-3	W
17	11-14	@ OTT	2-1**	W
18	11-15	TOR	4-3	W
19	11-19	@ TBL	1-2	L
20	11-21	@ FLA	5-4*	W
21	11-23	NSH	3-0	W
22	11-25	MTL	1-5	L
23	11-27	@ BOS	3-4	L
24	11-28	PHI	0-3	L
25	11-30	CAR	4-3	W
26	12-2	@ NYI	1-2**	OT
27	12-3	COL	1-2	L
28	12-6	OTT	4-1	W

2015-16 (CONT'D)

GAME	DATE	OPPONENT	SCORE	RESULT
29	12-9	@ VAN	1-2	L
30	12-11	@ EDM	5-7	L
31	12-12	@ CGY	4-5*	OT
32	12-15	EDM	4-2	W
33	12-17	@ MIN	2-5	L
34	12-18	@ WPG	2-5	L
35	12-20	WSH	3-7	L
36	12-22	ANA	3-2*	W
37	12-28	@ NSH	3-5	L
38	12-30	@ TBL	5-2	W
39	1-2	@ FLA	0-3	L
40	1-5	DAL	6-2	W
41	1-9	WSH	3-4*	OT
42	1-11	BOS	2-1	W
43	1-14	@ NYI	1-3	L
44	1-16	@ PHI	3-2**	W
45	1-17	@ WSH	2-5	L
46	1-19	VAN	3-2*	W
47	1-22	@ CAR	4-1	W
48	1-24	@ OTT	0-3	L
49	1-25	BUF	6-3	W
50	2-2	@ NJD	2-3	L
51	2-4	MIN	4-2	W
52	2-6	@ PHI	3-2**	W
53	2-8	NJD	2-1	W
54	2-10	@ PIT	3-0	W
55	2-12	LAK	4-5*	OT
56	2-14	PHI	3-1	W

2015-16 (CONT'D)

GAME	DATE	OPPONENT	SCORE	RESULT
57	2-17	CHI	3-5	L
58	2-18	@ TOR	4-2	W
59	2-21	DET	1-0*	W
60	2-23	@ NJD	2-5	L
61	2-25	@ STL	2-1	W
62	2-27	@ DAL	3-2	W
63	2-29	CBJ	2-1	W
64	3-3	@ PIT	1-4	L
65	3-4	@ WSH	3-2	W
66	3-6	NYI	4-6	L
67	3-8	@ BUF	4-2	W
68	3-12	@ DET	2-3*	OT
69	3-13	PIT	3-5	L
70	3-16	@ ANA	2-1	W
71	3-17	@ LAK	3-4*	OT
72	3-19	@ SJS	1-4	L
73	3-21	FLA	4-2	W
74	3-23	BOS	5-2	W
75	3-26	@ MTL	5-2	W
76	3-27	PIT	2-3*	OT
77	3-31	@ CAR	3-4	L
78	4-2	BUF	3-4	L
79	4-4	@ CBJ	4-2	W
80	4-5	TBL	3-2	W
81	4-7	NYI	1-4	L
82	4-9	DET	3-2	W

* Overtime
** Shootout

ALL-TIME RESULTS GAME-BY-GAME

2016-17

GAME	DATE	OPPONENT	SCORE	RESULT
1	10-13	NYI	5-3	W
2	10-15	@ STL	2-3	L
3	10-17	SJS	7-4	W
4	10-19	DET	1-2	L
5	10-22	@ WSH	4-2	W
6	10-23	ARI	3-2	W
7	10-26	BOS	5-2	W
8	10-28	@ CAR	2-3	L
9	10-30	TBL	6-1	W
10	11-1	STL	5-0	W
11	11-3	EDM	5-3	W
12	11-5	@ BOS	5-2	W
13	11-6	WPG	5-2	W
14	11-8	VAN	3-5	L
15	11-12	@ CGY	4-1	W
16	11-13	@ EDM	3-1	W
17	11-15	@ VAN	7-2	W
18	11-18	@ CBJ	2-4	L
19	11-20	FLA	2-3**	OT
20	11-21	@ PIT	5-2	W
21	11-23	PIT	1-6	L
22	11-25	@ PHI	3-2	W
23	11-27	OTT	0-2	L
24	11-29	CAR	3-2	W
25	12-1	@ BUF	3-4	L
26	12-3	CAR	4-2	W
27	12-6	@ NYI	2-4	L
28	12-8	@ WPG	2-1	W

2016-17 (CONT'D)

GAME	DATE	OPPONENT	SCORE	RESULT
29	12-9	@ CHI	1-0*	W
30	12-11	NJD	5-0	W
31	12-13	CHI	1-2	L
32	12-15	@ DAL	2-0	W
33	12-17	@ NSH	2-1**	W
34	12-18	NJD	3-2**	W
35	12-20	@ PIT	2-7	L
36	12-23	MIN	4-7	L
37	12-27	OTT	4-3	W
38	12-29	@ ARI	6-3	W
39	12-31	@ COL	6-2	W
40	1-3	BUF	1-4	L
41	1-4	@ PHI	5-2	W
42	1-7	@ CBJ	5-4	W
43	1-13	TOR	2-4	L
44	1-14	@ MTL	4-5	L
45	1-17	DAL	6-7	L
46	1-19	@ TOR	5-2	W
47	1-22	@ DET	1-0*	W
48	1-23	LAK	3-2	W
49	1-25	PHI	0-2	L
50	1-31	CBJ	4-6	L
51	2-2	@ BUF	2-1*	W
52	2-5	CGY	4-3	W
53	2-7	ANA	4-1	W
54	2-9	NSH	4-3	W
55	2-11	COL	4-2	W
56	2-13	@ CBJ	3-2	W

2016-17 (CONT'D)

GAME	DATE	OPPONENT	SCORE	RESULT
57	2-16	@ NYI	2-4	L
58	2-19	WSH	2-1	W
59	2-21	MTL	2-3**	OT
60	2-23	@ TOR	2-1**	W
61	2-25	@ NJD	4-3*	W
62	2-26	CBJ	2-5	L
63	2-28	WSH	1-4	L
64	3-2	@ BOS	2-1	W
65	3-4	MTL	1-4	L
66	3-6	@ TBL	1-0*	W
67	3-7	@ FLA	5-2	W
68	3-9	@ CAR	3-4	L
69	3-12	@ DET	4-1	W
70	3-13	TBL	2-3	L
71	3-17	FLA	3-4**	OT
72	3-18	@ MIN	3-2	W
73	3-21	@ NJD	2-3*	OT
74	3-22	NYI	2-3	L
75	3-25	@ LAK	3-0	W
76	3-26	@ ANA	3-6	L
77	3-28	@ SJS	4-5*	OT
78	3-31	PIT	3-4**	OT
79	4-2	PHI	4-3	W
80	4-5	@ WSH	0-2	L
81	4-8	@ OTT	1-3	L
82	4-9	PIT	3-2	W

2017-18

GAME	DATE	OPPONENT	SCORE	RESULT
1	10-5	COL	2-4	L
2	10-7	@ TOR	5-8	L
3	10-8	MTL	2-0	W
4	10-10	STL	1-3	L
5	10-13	@ CBJ	1-3	L
6	10-14	NJD	2-3	L
7	10-17	PIT	4-5*	OT
8	10-19	NYI	3-4**	OT
9	10-21	NSH	4-2	W
10	10-23	SJS	1-4	L
11	10-26	ARI	5-2	W
12	10-28	@ MTL	4-5	L
13	10-31	VGK	6-4	W
14	11-2	@ TBL	2-1*	W
15	11-4	@ FLA	5-4*	W
16	11-6	CBJ	5-3	W
17	11-8	BOS	4-2	W
18	11-11	EDM	4-2	W
19	11-15	@ CHI	3-6	L
20	11-17	@ CBJ	0-2	L
21	11-19	OTT	3-0	W
22	11-22	@ CAR	6-1	W
23	11-24	DET	2-1*	W
24	11-26	VAN	4-3**	W
25	11-28	FLA	4-5	L
26	12-1	CAR	5-1	W
27	12-5	@ PIT	4-3	W
28	12-8	@ WSH	2-4	L

2017-18 (CONT'D)

GAME	DATE	OPPONENT	SCORE	RESULT
29	12-9	NJD	5-2	W
30	12-11	DAL	1-2**	OT
31	12-13	@ OTT	2-3	L
32	12-15	LAK	4-2	W
33	12-16	@ BOS	3-2*	W
34	12-19	ANA	4-1	W
35	12-21	@ NJD	3-4**	OT
36	12-23	TOR	2-3	L
37	12-27	WSH	1-0**	W
38	12-29	@ DET	2-3**	OT
39	1-1	@ BUF	3-2*	W
40	1-3	CHI	2-5	L
41	1-6	@ ARI	2-1**	W
42	1-7	@ VGK	1-2	L
43	1-13	NYI	2-7	L
44	1-14	@ PIT	2-5	L
45	1-16	PHI	5-1	W
46	1-18	BUF	4-3	W
47	1-20	@ COL	1-3	L
48	1-21	@ LAK	2-4	L
49	1-23	@ ANA	3-6	L
50	1-25	@ SJS	6-5	W
51	2-1	TOR	0-4	L
52	2-3	@ NSH	2-5	L
53	2-5	@ DAL	1-2	L
54	2-7	BOS	1-6	L
55	2-9	CGY	4-3	W
56	2-11	@ WPG	3-1	W

2017-18 (CONT'D)

GAME	DATE	OPPONENT	SCORE	RESULT
57	2-13	@ MIN	2-3	L
58	2-15	@ NYI	0-3	L
59	2-17	@ OTT	3-6	L
60	2-18	PHI	4-7	L
61	2-22	@ MTL	1-3	L
62	2-23	MIN	1-4	L
63	2-25	DET	2-3*	OT
64	2-28	@ VAN	6-5*	W
65	3-2	@ CGY	3-1	W
66	3-3	@ EDM	3-2	W
67	3-6	WPG	0-3	L
68	3-8	@ TBL	3-5	L
69	3-10	@ FLA	3-4**	OT
70	3-12	CAR	6-3	W
71	3-14	PIT	4-3*	W
72	3-17	@ STL	3-4*	OT
73	3-20	CBJ	3-5	L
74	3-22	@ PHI	3-4	L
75	3-24	BUF	5-1	W
76	3-26	WSH	2-4	L
77	3-28	@ WSH	2-3*	OT
78	3-30	TBL	3-7	L
79	3-31	@ CAR	2-1	W
80	4-3	@ NJD	2-5	L
81	4-5	@ NYI	1-2	L
82	4-7	@ PHI	0-5	L

* Overtime
** Shootout

ALL-TIME TRANSACTIONS

Transactions listed here involve only direct trades with other teams that include players who played at least one NHL game with the Rangers, NHL Entry Draft Picks, or players who began their careers in the Rangers organization and made their NHL debut with another team. Also listed are NHL roster players obtained or lost on waivers, as well as players who joined or left the Rangers organization through the Inter-league, Intraleague, Dispersal, Expansion or Waiver Drafts, and players who signed as undrafted or unrestricted free agents and later played at least one NHL game for the Rangers.

1926-27 SEASON

Aug. 14, 1926 –	Clarence "Taffy" Abel signed as free agent.
Sept. 2, 1926 –	Lorne Chabot, Ivan "Ching" Johnson, Murray Murdoch, Melville "Sparky" Vail, and Frank Waite signed as free agents.
Sept. 28, 1926 –	Cash to Vancouver (WHL) for Frank Boucher.
Oct. 9, 1926 –	Cash to Vancouver (WHL) for Reg Mackey.
Oct. 12, 1926 –	Paul Thompson signed as free agent.
Oct. 18, 1926 –	Cash to Saskatoon (WHL) for Bill Cook and Fred "Bun" Cook.
Oct. 19, 1926 –	Cash to Edmonton (WHL) for Leroy Goldsworthy.
Oct. 25, 1926 –	Cash to Vancouver (WHL) for Ollie Reinikka.
Oct. 27, 1926 –	Cash to Calgary (WHL) for Hal Winkler.
Nov. 9, 1926 –	Bill Boyd, Patsy Callighen, and Bud Maracle signed as free agents.
Nov. 23, 1926 –	Stan Brown signed as free agent.
Jan. 17, 1927 –	Hal Winkler to Boston for cash.
Jan. 24, 1927 –	Cash to Toronto for Leo Bourgeault.

1927-28 SEASON

Aug. 22. 1927 –	Alex "Peanuts" Gray signed as free agent.
Oct. 1, 1927 –	Eric Pettinger to Toronto as compensation for the September signing of Harry "Yip" Foster, a restricted free agent whose territorial rights had been held by Maple Leafs.
Oct. 10, 1927 –	Stan Brown to Detroit for Harry Meeking and Archie Briden.
Oct. 13, 1927 –	Cash to N.Y. Americans for Laurie Scott.
Nov. 8, 1927 –	Reg Mackey to Boston (Can-Am) for cash.
Nov. 11, 1927 –	Ollie Reinikka to Stratford (Can-Pro) for cash.
April 10, 1928 –	Cash to N.Y. Americans for loan of Joe Miller for remainder of season.

1928-29 SEASON

May 14, 1928 –	Andy Aitkenhead claimed from Saskatoon (PCHL) and Gene Carrigan claimed from Hollywood (Cal-Pro) in Interleague Draft.
July 17, 1928 –	Alex "Peanuts" Gray and cash to Toronto for Butch Keeling.
Oct. 1, 1928 –	Myles Lane signed as free agent.
Oct. 16, 1928 –	Art Chapman, Abbie Cox and Frank Waite to Providence (Can-Am) for cash.
Oct. 18, 1928 –	Lorne Chabot and cash to Toronto for John Ross Roach.
Dec. 12, 1928 –	Cash to Montreal Maroons for Russ Oatman.
Jan. 21, 1929 –	Myles Lane to Boston for cash.
Feb. 14, 1929 –	Cash to Montreal for loan of Gerry "Stub" Carson for remainder of season.
April 15, 1929 –	Clarence "Taffy" Abel to Chicago for cash.

1929-30 SEASON

May 13, 1929 –	Leo Quenneville claimed from Newark (Can-Am) in Interleague Draft. Bill Boyd assigned to Springfield (Can-Am) roster and claimed by N.Y. Americans in Interleague Draft.
Oct. 8, 1929 –	Andy Aitkenhead to Portland (PCHL) for cash.
Oct. 18, 1929 –	Laurie Scott to Duluth (AHA) for cash.
Oct. 30, 1929 –	Russ Oatman to Hamilton (IHL) for cash.
Dec. 10, 1929 –	Orville "Obs" Heximer signed as free agent.
Jan. 8, 1930 –	Ralph Taylor claimed off waivers from Chicago.
Feb. 6, 1930 –	Cash to N.Y. Americans for Leo Reise.
Feb. 14, 1930 –	Harry "Yip" Foster and cash to Boston (Can-Am) for Bill Regan.
Feb. 17, 1930 –	Cash to Philadelphia (Can-Am) for Frank Peters.

1930-31 SEASON

May 6, 1930 –	Cash to Vancouver (PCHL) for Jack "Red" Beattie and Joe Jerwa.
Sept. 11, 1930 –	Cash to London (IHL) for Eddie Rodden. Cash to Boston (Can-Am) for Frank Waite.
Oct. 14, 1930 –	Leo Quenneville to London (IHL) for cash.
Oct. 22, 1930 –	Leo Reise Sr. to London (IHL) for cash.
Oct. 27, 1930 –	Ralph Taylor to Chicago (AHA) for cash. Sparky Vail to Providence (Can-Am) for cash.
Oct. 29, 1930 –	Leroy Goldsworthy to London (IHL) for cash. Gord Pettinger signed as free agent.
Dec. 7, 1930 –	Leo Bourgeault to Ottawa for cash.
Dec. 12, 1930 –	Jack "Red" Beattie to Boston to resolve territorial dispute over signing of Beattie and Joe Jerwa on May 6, 1930, because Boston claimed rights to both players. Rangers allowed to retain Jerwa.
Jan. 1, 1931 –	Cecil Dillon called up from Springfield and signed to first NHL contract.
Jan. 3, 1931 –	Eddie Rodden to Pittsburgh (IHL) for cash. Cash to Vancouver (PCHL) for Sam McAdam. Cash to Tacoma (PCHL) for Ernest Kenny.

ALL-TIME TRANSACTIONS

1931-32 SEASON

April 19, 1931 –	Cash to Portland (PCHL) for Andy Aitkenhead.
May 9, 1931 –	Earl Seibert and Ott Heller called up from Springfield and signed to first NHL contracts.
Aug. 20, 1931 –	Joe Jerwa and cash to Boston for Norm "Dutch" Gainor and Ossie Asmundson.
Sept. 27, 1931 –	Paul Thompson to Chicago for Art Somers and Vic Desjardins. Cliff Barton, Jim Jarvis, and Hib Milks claimed from Philadelphia in Dispersal Draft.
Oct. 19, 1931 –	Frank Peters to Detroit for cash.
Oct. 21, 1931 –	Frank Waite to Syracuse (IAHL) for cash.
Oct. 27, 1931 –	Gene Carrigan to Chicago for cash.

1932-33 SEASON

July 20, 1932 –	Cash to Montreal Maroons for Babe Siebert.
Aug. 22, 1932 –	Orville "Obs" Heximer to Boston for cash.
Oct. 4, 1932 –	Lorne Carr and cash to Buffalo (IHL) for Carl Voss.
Oct. 13, 1932 –	Clint Smith signed as free agent.
Oct. 25, 1932 –	John Ross Roach to Detroit for cash.
Dec. 11, 1932 –	Carl Voss to Detroit for cash.
Dec. 18, 1932 –	Norm "Dutch" Gainor to Ottawa for cash. Russ Blinco to Montreal Maroons for cash.
March 9, 1933 –	Cash to Vancouver (WCHL) for Jean Pusie.

1933-34 SEASON

April 8, 1933 –	Cash to Buffalo (IHL) for Lorne Carr.
Oct. 11, 1933 –	Gord Pettinger to Detroit for cash.
Dec. 18, 1933 –	Babe Siebert to Boston for Vic Ripley and Roy Burmeister.
Jan. 3, 1934 –	Cash to N.Y. Americans for Duke Dutkowski.
Jan. 30, 1934 –	Lorne Carr to Syracuse (IHL) for cash.
Feb. 3, 1934 –	Danny Cox signed as free agent.

1934-35 SEASON

April 11, 1934 –	Cash to Toronto for Alex Levinsky.
Sept. 27, 1934 –	Cash to Vancouver (NWHL) for Charlie Mason.
Oct. 1, 1934 –	Ossie Asmundson to Detroit for cash.
Oct. 10, 1934 –	Jean Pusie to Boston for Percy Jackson.
Oct. 26, 1934 –	Bert Connelly signed as free agent.
Nov. 18, 1934 –	Percy Jackson to Boston for cash.
Nov. 29, 1934 –	Vic Ripley to St. Louis for cash.
Dec. 14, 1934 –	Cash to Montreal Maroons for Dave Kerr.
Dec. 23, 1934 –	Cash to Montreal Maroons for Harold Starr.
Jan. 16, 1935 –	Alex Levinsky to Chicago for cash.
Jan. 29, 1935 –	Cash to Montreal Maroons for loan of Bill MacKenzie for remainder of season.

1935-36 SEASON

May 11, 1935 –	Bobby Kirk claimed from Vancouver (NWHL) in Interleague Draft.
Oct. 15, 1935 –	Glenn Brydson and Vern Ayres claimed from St. Louis in Dispersal Draft.
Oct. 18, 1935 –	Mac Colville, Neil Colville, Bert Gardiner, Babe Pratt, and Alex Shibicky signed as free agents.
Oct. 24, 1935 –	Joe Cooper signed as free agent.
Oct. 26, 1935 –	Cash to Montreal Maroons for Sammy McManus.
Oct. 27, 1935 –	Phil Watson signed as free agent.
Oct. 30, 1935 –	George Brown to Montreal Maroons for Eddie Wares.
Dec. 28, 1935 –	Ray Getliffe to Boston for cash.
Jan. 15, 1936 –	Earl Seibert to Chicago for Art Coulter.
Jan. 26, 1936 –	Glenn Brydson to Chicago for Howie Morenz.
Jan. 30, 1936 –	Harold Starr to Cleveland (IHL) for cash.

1936-37 SEASON

May 7, 1936 –	Murray Armstrong claimed off N.Y. Rovers roster by Toronto in Interleague Draft.
Sept. 1, 1936 –	Howie Morenz to Montreal for cash.
Sept. 2, 1936 –	Sammy McManus to Montreal for cash.
Sept. 10, 1936 –	Fred "Bun" Cook to Boston for cash.
Oct. 26, 1936 –	Murray "Muzz" Patrick signed as free agent.
Nov. 1, 1936 –	Joe Krol signed as free agent.
Dec. 9, 1936 –	Cliff Barton signed as free agent.

1937-38 SEASON

May 9, 1937 –	Norm Mann claimed from Syracuse (IAHL) in Interleague Draft.
Oct. 12, 1937 –	Cash to Vancouver (PCHL) for Bill Carse.
Jan. 17, 1938 –	Eddie Wares to Detroit for cash and loan of John Sherf for remainder of season.
Feb. 24, 1938 –	Wilbert "Dutch" Hiller signed as free agent.

ALL-TIME TRANSACTIONS

1938-39 SEASON

Oct. 21, 1938 –	Charlie Mason to Detroit for cash.
Nov. 15, 1938 –	Norm Mann to Toronto for cash.
Jan. 16, 1939 –	Joe Cooper to Chicago for Alex Levinsky and cash.

1939-40 SEASON

May 12, 1939 –	Claimed Hal Cooper from Providence (AHL) in Interleague Draft.
May 17, 1939 –	George Allen and Bill Carse to Chicago for cash. Cecil Dillon to Detroit for cash.
Oct. 13, 1939 –	Johnny Polich signed as free agent.
Oct. 18, 1939 –	Larry Molyneaux to Cleveland (AHL) for cash.
Oct. 23, 1939 –	Stan Smith signed as free agent.
April 4, 1940 –	Cliff Barton and Joe Krol to Hershey (AHL) for cash.

1940-41 SEASON

April 26, 1940 –	Bert Gardiner and cash to Montreal for Claude Bourque.
Oct. 21, 1940 –	Herb Foster and Bill Juzda signed as free agents.

1941-42 SEASON

April 8, 1941 –	Wilbert "Dutch" Hiller claimed off waivers by Detroit.
June 27, 1941 –	Norm Burns claimed from Minnesota (AHA), Scotty "Angus" Cameron claimed from Philadelphia (AHL), and Grant Warwick claimed from Hershey (AHL) in Interleague Draft.
Sept. 8, 1941 –	Bill Allum, Murdo MacKay and Claude Bourque to Buffalo (AHL) for cash.
Sept. 9, 1941 –	Herb Foster and Stan Smith to Cleveland (AHL) for cash.
Sept. 11, 1941 –	Kilby MacDonald to Hershey (AHL) for cash. Norm Calladine to Providence (AHL) for cash. Johnny Polich to Pittsburgh (AHL) for cash.
Feb. 20, 1942 –	Hub Macey signed as free agent.

1942-43 SEASON

Sept. 20, 1942 –	Gordon Davidson and Bob Kirkpatrick signed as free agents.
Oct. 30, 1942 –	Joe Bell, Lin Bend, Steve Buzinski, and Billy Gooden signed as free agents.
Nov. 4, 1942 –	Cash to Montreal for Gus Mancuso.
Nov. 17, 1942 –	Cash to New Haven (AHL) for Vic Myles.
Nov. 25, 1942 –	Cash to Detroit for loan of Jimmy Franks for remainder of season.
Nov. 28, 1942 –	Babe Pratt to Toronto for Hank Goldup and Dudley "Red" Garrett.
Jan. 17, 1943 –	Cash to New Haven (AHL) for Joe Shack.
Jan. 25, 1943 –	Cash to Cleveland (AHL) for loan of Bill Beveridge for remainder of season.
March 18, 1943 –	Cash to Montreal for loan of Lionel Bouvrette for remainder of season.

1943-44 SEASON

May 8, 1943 –	Gordie Bell claimed from Buffalo (AHL) in Interleague Draft.
Sept. 11, 1943 –	Fred Hunt and Fred Thurier claimed from Brooklyn in Dispersal Draft.
Oct. 16, 1943 –	Ken McAuley signed as free agent.
Oct. 19, 1943 –	Clint Smith to Chicago for cash.
Oct. 20, 1943 –	Jack McDonald and Don "Bones" Raleigh signed as free agents.
Oct. 21, 1943 –	Art Strobel signed as free agent.
Oct. 25, 1943 –	Billy Warwick signed as free agent.
Oct. 26, 1943 –	Tommy Dewar, Archie Fraser, Max Labovitch, and Jack Mann signed as free agents.
Oct. 27, 1943 –	Phil Watson loaned to Montreal for remainder of season for loan of Wilbert "Dutch" Hiller, Charlie Sands, and future considerations (loan of John Mahaffy and Fern Gauthier on Dec. 9, and loan of Tony Demers on Dec. 20.)
Nov. 23, 1943 –	Roger Leger signed as free agent.
Nov. 25, 1943 –	Red Garrett, Gord Bell and cash to Toronto for Bucko McDonald. Cash to Boston for Oscar Aubuchon, Ab DeMarco and Chuck Scherza.
Dec. 23, 1943 –	Harry Lumley borrowed on loan from Detroit for balance of one game.
Dec. 24, 1943 –	Hank Dyck signed as free agent.
Jan. 4, 1944 –	Roger Leger, choice of Harry Taylor or John Horeck (Horeck chosen), and two-year loan of Gord Davidson to Montreal for Bob Dill.
Jan. 12, 1944 –	Hub Macey, Nestor Lubeck and Spence Tatchell to Montreal for Kilby MacDonald.
Feb. 21, 1944 –	Cash to Boston for Aldo Palazzari.

1944-45 SEASON

May 12, 1944 –	Walt "Ants" Atanas claimed from Buffalo (AHL), Hal Cooper claimed from Providence (AHL) and Alex Ritson claimed from Indianapolis (AHL) in Interleague Draft.
Oct. 10, 1944 –	Harry Bell and Len Wharton signed as free agents.
Nov. 25, 1944 –	Cash to Boston for Guy Labrie. Cash and loan of Alex Ritson, Hal Cooper, and Art Strobel for remainder of season to Hershey (AHL) for Bill Moe.
Dec. 5, 1944 –	Jim Drummond signed as free agent.
Jan. 13, 1945 –	Jim Drummond to Hershey (AHL) for cash.

ALL-TIME TRANSACTIONS

1945-46 SEASON

June 14, 1945 –	Tony Leswick claimed from Cleveland (AHL) in Interleague Draft.
Sept. 7, 1945 –	Joe Cooper claimed off waivers by Boston.
Oct. 15, 1945 –	Edgar Laprade signed as free agent.
Oct. 16, 1945 –	Chuck Rayner and Hal Brown signed as free agents.
Oct. 20, 1945 –	Hal Laycoe signed as free agent.
Nov. 19, 1945 –	Guy Labrie, Paul Courteau and Roland Forget to New Haven (AHL) for George Boothman and cash.
Nov. 25, 1945 –	Gord Davidson to Cleveland (AHL) for Harvey Fraser.
Jan. 28, 1946 –	Billy Gooden to New Haven (AHL) for Norm Larson.

1946-47 SEASON

Sept. 17, 1946 –	Cash to Boston for Jack Church.
Sept. 23, 1946 –	Hub Anslow, Jean Paul Denis, Jack Gordon, Larry Kwong, Jack Lancien, Fern Perrault, Chick Webster, and Sherman White signed as free agents.
Oct. 1, 1946 –	Hank Goldup to Cleveland (AHL) for cash.
Nov. 1, 1946 –	Cash to Chicago for Joe Cooper.
Feb. 7, 1947 –	Norm Burns to Cleveland (AHL) for cash.

1947-48 SEASON

May 5, 1947 –	Ab DeMarco and Joe Cooper to Cleveland (AHL) for cash.
Aug. 19, 1947 –	Hal Laycoe, Joe Bell, and George Robertson to Montreal for Buddy O'Connor, Frank Eddolls, and future considerations.
Oct. 6, 1947 –	Ed Slowinski and Wes Trainor signed as free agents.
Oct. 7, 1947 –	Hal Brown and Lin Bend to St. Paul (USHL) for cash.
Dec. 19, 1947 –	Church Russell to Cleveland (AHL) for George Johnston and cash.
Feb. 6, 1948 –	Grant Warwick to Boston for Billy Taylor and future considerations (Ray Manson and Pentti Lund sent to Rangers prior to start of 1948-49 season.)

1948-49 SEASON

April 26, 1948 –	Bill Juzda, Rene Trudell, Cal Gardner and Frank Mathers to Toronto for Moe Morris and Wally Stanowski.
Sept. 21, 1948 –	Bryan Hextall to Cleveland (AHL) for cash. Alan Kuntz to Springfield (AHL) for cash.
Oct. 7, 1948 –	"Sugar" Jim Henry to Chicago for Alex Kaleta and Emile Francis.
Dec. 9, 1948 –	Eddie Kullman, Moe Morris, future considerations (Ken "Buck" Davies in June 1949), cash, and the right to claim three amateurs in Rangers' territorial base to Providence (AHL) for Allan Stanley.

1949-50 SEASON

June 1949 –	Cash to Detroit for Bill McDonagh.
Aug. 16, 1949 –	Cash to Detroit for Bud Poile.
Oct. 7, 1949 –	Bill Moe, right to claim one of two specified amateurs in Rangers' territorial base (Lorne Ferguson), and cash to Boston for Pat Egan.
Dec. 22, 1949 –	Bud Poile to Boston for cash and future considerations (rights to an unnamed amateur in Bruins' territorial base.)

1950-51 SEASON

Aug. 16, 1950 –	Orville Lavell and Sheldon Bloomer to Providence (AHL) for Eddie Kullman.
Sept. 5, 1950 –	Wally Hergesheimer to Cleveland (AHL) for Bill Richardson, Neil Strain, Bob Jackson and Joe McArthur.
Sept. 20, 1950 –	Jean-Paul Lamirande, Steve Hrymnak and Sherman White to St. Louis (AHL) for cash.
Oct. 4, 1950 –	Reg Sinclair signed as free agent.
Oct. 16, 1950 –	Bing Juckes to Denver (USHL) for cash.
Nov. 16, 1950 –	Dunc Fisher and future considerations (loan of Alex Kaleta to Hershey) to Boston for Ed Harrison and Zelio Toppazzini.

1951-52 SEASON

May 14, 1951 –	Cash to Boston for Steve Kraftcheck and Ed Reigle.
May 14, 1951 –	Ed Reigle, Jack Gordon, Fern Perreault, Fred Shero, Armand Delmonte, future considerations (Pentti Lund) and cash to Cleveland (AHL) for Wally Hergesheimer and Hy Buller.
June 8, 1951 –	Tony Leswick to Detroit for Gaye Stewart.
Sept. 20, 1951 –	Gus Kyle, rights to Pentti Lund, and cash to Boston for Paul Ronty.
Oct. 5, 1951 –	Jim Ross signed as free agent.
Oct. 26, 1951 –	Jim Conacher claimed off waivers from Chicago.
Nov. 6, 1951 –	Ron Rowe to Sydney (MMHL) for cash.
Dec. 29, 1951 –	Future considerations (unnamed amateur to be transferred after season) to Chicago for Clare Martin.
Dec. 31, 1951 –	Zellio Toppazzini, Pat Egan, Jean-Paul Denis and future considerations to Providence (AHL) for Jack Stoddard.

1952-53 SEASON

Aug. 18, 1952 –	Reg Sinclair to Detroit for Leo Reise Jr.
Sept. 23, 1952 –	Joe Levandoski to Calgary (WHL) for cash.
Oct. 8, 1952 –	Frank Eddolls to Montreal for cash.
Nov. 24, 1952 –	Cash to Syracuse (AHL) for loan of Kelly Burnett for remainder of season.
Dec. 8, 1952 –	Gaye Stewart claimed off waivers by Montreal.
Dec. 30, 1952 –	Jim Conacher claimed off waivers by Montreal.
Jan. 10, 1953 –	Pete Babando claimed off waivers from Chicago.

ALL-TIME TRANSACTIONS

1953-54 SEASON

June 29, 1953 –	Steve Kraftcheck and cash to Cleveland (AHL) for Bob Chrystal.
June 30, 1953 –	Cash to Chicago for Doug Bentley.
July 20, 1953 –	Emile Francis, Neil Strain, and cash to Cleveland (AHL) for Johnny Bower and Eldred Kobussen.
Aug. 11, 1953 –	Cash to Toronto for Max Bentley.
Aug. 17, 1953 –	Ed Slowinski and Pete Babando to Montreal for Ivan Irwin.
Oct. 3, 1953 –	Camille Henry called up from Quebec and signed to first NHL contract.
Oct. 6, 1953 –	Jack Stoddard to Cleveland (AHL) for Ike Hildebrand.
Dec. 28, 1953 –	Andy Bathgate's minor-league rights to Cleveland (AHL) for Glen Sonmor.
Dec. 30, 1953 –	Ike Hildebrand to Vancouver (WHL) for cash.
Jan. 15, 1954 –	Doug Bentley signed as free agent.

1954-55 SEASON

July 20, 1954 –	Cash to Toronto for Danny Lewicki.
Nov. 15, 1954 –	Glen Sonmor and Eric Pogue to Cleveland (AHL) for Andy Bathgate's minor-league rights and Vic Howe's minor-league rights.
Nov. 23, 1954 –	Allan Stanley, Nick Mickoski and future considerations (Rich Lamoureux) to Chicago for Bill Gadsby and Pete Conacher.
Feb. 9, 1955 –	Jack McLeod and cash to Vancouver (WHL) for Bill Ezinicki.
Feb. 19, 1955 –	Paul Ronty claimed off waivers by Montreal.

1955-56 SEASON

April 27, 1955 –	Cash to Victoria (WHL) for Andy Hebenton.
May 9, 1955 –	Bill Ezinicki and cash to Providence (AHL) for Guy Gendron.
May 31, 1955 –	Ross Lowe claimed from Springfield (AHL) and Jim Bartlett claimed from Montreal (QHL) in Interleague Draft.
Aug. 22, 1955 –	Aggie Kukulowicz, Billy Dea and cash to Detroit for Dave Creighton and Bronco Horvath.
Aug. 29, 1955 –	Cash to Toronto for Tom McCarthy.
Sept. 8, 1955 –	Camille Henry to Rhode Island (AHL) for cash.
March 22, 1956 –	Gordie Bell signed as free agent.

1956-57 SEASON

June 5, 1956 –	Larry Cahan, Gerry Foley, and Parker MacDonald claimed from Pittsburgh (AHL), Bill Dobbyn claimed from Victoria (WHL), and Marcel Paille claimed from Chicoutimi (QHL) in Interleague Draft. Tom McCarthy and Bill McCreary claimed by Detroit in Interleague Draft.
June 19, 1956 –	Wally Hergesheimer to Chicago for George "Red" Sullivan.
Aug. 9, 1956 –	Pete Conacher to Buffalo (AHL) for Gord Pennell, loan of Chuck Blair, and cash.
Sept. 28, 1956 –	Gord Haworth to Victoria (WHL) for cash.
Oct. 2, 1956 –	Cash to Rhode Island (AHL) for Camille Henry.
Oct. 30, 1956 –	Bronco Horvath claimed off waivers by Montreal.

1957-58 SEASON

June 4, 1957 –	Phil Maloney claimed from Vancouver (WHL) in Interleague Draft. Bob Chrystal claimed off Brandon (WHL) roster by Chicago in Interleague Draft. Pete Conacher to Toronto for cash.
June 5, 1957 –	John Hanna claimed from Montreal in Intraleague Draft. Norm Johnson claimed by Boston in Intraleague Draft.
June 6, 1957 –	Ron Murphy to Chicago for Hank Ciesla.
Aug. 24, 1957 –	Johnny Bower to Cleveland (AHL) for Ed MacQueen and cash.
Nov. 18, 1957 –	Cash to Toronto for Pete Conacher.

1958-59 SEASON

June 3, 1958 –	Jack Bownass claimed from Montreal (AHL), Phil Maloney claimed from Providence (AHL), and Jack McLeod claimed from Saskatoon (WHL) in Interleague Draft.
June 4, 1958 –	Jack Evans claimed by Chicago in Intraleague Draft. Dave Creighton and Danny Lewicki claimed by Montreal in Intraleague Draft. Guy Gendron and Gordon Redahl claimed by Boston in Intraleague Draft.
Sept. 26, 1958 –	Eddie Shack called up Providence and signed to first NHL contract.
Sept. 30, 1958 –	Ken Yackel to Boston for cash.
Dec. 9, 1958 –	Wally Hergesheimer claimed off waivers by Montreal.
Dec. 14, 1958 –	Wally Hergesheimer claimed off waivers from Montreal.

1959-60 SEASON

June 9, 1959 –	Ed Hoekstra claimed from Calgary (WHL) in Interleague Draft. Gord Labossiere claimed off Saskatoon (WHL) roster by Detroit in Interleague Draft.
June 10, 1959 –	Brian Cullen claimed from Toronto, Ian Cushenan claimed from Chicago, and Irv Spencer claimed from Montreal in Intraleague Draft. Bruce Gamble claimed by Boston in Intraleague Draft.
Aug. 3, 1959 –	Aldo Guidolin's minor-league playing rights, cash, and future considerations (Ed Hoekstra) to Cleveland (AHL) for Art Stratton.
Oct. 22, 1959 –	Ivan Irwin to Buffalo (AHL) for cash.
Oct. 26, 1959 –	Hank Ciesla, Bill Kennedy and future considerations to Toronto for Noel Price.
Feb. 19, 1960 –	Loan of Ray Mikulan, cash, and future considerations to Chicago for loan of Al Rollins for remainder of season.
March 2, 1960 –	Jack McCartan signed as free agent.

ALL-TIME TRANSACTIONS

1960-61 SEASON

June 7, 1960 –	Don Johns claimed from Winnipeg (WHL) in Interleague Draft. Billy McNeill claimed from Detroit, Ted Hampson claimed rom Toronto, and Jim Morrison claimed from Chicago in Intraleague Draft. Jim Bartlett claimed by Boston, and Parker MacDonald claimed by Detroit in Intraleague Draft.
Aug. 11, 1960 –	Pete Conacher to Detroit for Barry Cullen.
Nov. 7, 1960 –	Eddie Shack to Toronto for Johnny Wilson and Pat Hannigan.
Nov. 28, 1960 –	Jim Morrison to Quebec (AHL) for cash.
Jan. 27, 1961 –	Cash to Springfield (AHL) for Floyd Smith.
Feb. 24, 1961 –	Brian Cullen claimed off waivers by Chicago.
March 10, 1961 –	Phil Latreille signed to tryout contract as free agent.

1961-62 SEASON

June 13, 1961 –	John Hanna and cash to Montreal for Al Langlois. Bill Gadsby to Detroit for Les Hunt and cash.
June 14, 1961 –	Lou Fontinato to Montreal as compensation for hiring Doug Harvey as player-coach. Vic Hadfield claimed from Chicago, and Jean-Guy Gendron claimed from Montreal in Intraleague Draft. Orland Kurtenbach claimed by Boston in Intraleague Draft. Dennis Olson claimed from Springfield (AHL) in Interleague Draft.
Aug. 1, 1961 –	Rod Gilbert called up from Guelph and signed first NHL contract.
Aug. 22, 1961 –	George Konik signed as free agent.
Feb. 3, 1962 –	Dave Dryden borrowed on loan from Toronto for balance of one game.
Feb. 6, 1962 –	Noel Price to Detroit for Pete Goegan and cash.

1962-63 SEASON

June 6, 1962 –	Bert Olmstead claimed from Toronto, and Bronco Horvath claimed from Chicago in Intraleague Draft. Jean Guy Gendron and Irv Spencer claimed by Boston in Intraleague Draft. Floyd Smith claimed by Detroit in Intraleague Draft.
Oct. 4, 1962 –	Marcel Pelletier signed as free agent.
Oct. 5, 1962 –	Pete Goegan to Detroit for Noel Price.
Jan. 19, 1963 –	Bronco Horvath claimed off waivers by Toronto.
Feb. 4, 1963 –	Dean Prentice to Boston for Don McKenney and option to add Dick Meissner at end of season (trade completed with Meissner joining Rangers on May 22, 1963.)

1963-64 SEASON

June 4, 1963 –	Gump Worsley, Dave Balon, Len Ronson and Leon Rochefort to Montreal for Jacques Plante, Don Marshall, and Phil Goyette. Gord Labossiere claimed from Sudbury (EPHL) in Interleague Draft. Art Stratton claimed off Buffalo (AHL) roster by Detroit in Interleague Draft. Adam Keller claimed off Vancouver (WHL) roster by Detroit in Interleague Draft. Ralph Keller claimed off Baltimore (AHL) roster by Montreal in Interleague Draft. Jack McCartan claimed off Los Angeles (WHL) roster by Chicago in Interleague Draft.
June 5, 1963 –	Val Fonteyne claimed from Detroit in Intraleague Draft. Andy Hebenton claimed by Boston, and Ted Hampson claimed by Detroit in Intraleague Draft.
Sept. 20, 1963 –	Pat Hannigan to Portland (WHL) for Howie Glover.
Feb. 14, 1964 –	Al Langlois to Detroit for Ron Ingram.
Feb. 22, 1964 –	Andy Bathgate and Don McKenney to Toronto for Dick Duff, Bob Nevin, Bill Collins, Rod Seiling and Arnie Brown.

1964-65 SEASON

June 9, 1964 –	Bob Woytowich claimed from St. Paul (CHL), and Norm Johnson claimed from Baltimore (AHL) in Interleague Draft.
June 10, 1964 –	Howie Glover to Montreal for Ray Brunel and Bev Bell. Jim Mikol claimed from Boston, and Wayne Muloin claimed from Detroit in Intraleague Draft. Bob Woytowich claimed by Boston in Intraleague Draft. Keith Wright claimed from Montreal in Reverse Draft.
June 25, 1964 –	Duane Rupp and Ed Ehrenverth to Toronto for Lou Angotti and Ed Lawson.
Oct. 2, 1964 –	Ulf Sterner signed as free agent.
Dec. 21, 1964 –	Dick Duff and Dave McComb to Montreal for Billy Hicke and Jean-Guy Morrisette.
Feb. 3, 1965 –	Camille Henry, Billy Taylor, Don Johns and future considerations (Wally Chevrier) to Chicago for Doug Robinson, John Brenneman, and Wayne Hillman.
Feb. 9, 1965 –	Val Fonteyne claimed off waivers by Detroit.

1965-66 SEASON

May 18, 1965 –	Marcel Paille, Sandy McGregor, Aldo Guidolin, and future considerations (Jim Mikol) to Providence (AHL) for Ed Giacomin.
June 4, 1965 –	Dick Meissner, Dave Richardson, Tracy Pratt, and Mel Pearson to Chicago for Johnny McKenzie and Ray Cullen.
June 8, 1965 –	Earl Ingarfield, Gord Labossiere, Dave McComb, Noel Price, and cash to Montreal for Cesare Maniago and Gary Peters. Bill Knibbs claimed off waivers from Boston. Don Simmons claimed from Tulsa (CHL), Larry Mickey claimed from St. Louis (CHL), Keith Wright claimed from Omaha (CHL), and Ron Boehm claimed from Minneapolis (CHL) in Interleague Draft.
June 9, 1965 –	Earl Ingarfield claimed from Montreal in Intraleague Draft. Keith Wright claimed by Boston in Intraleague Draft. Danny Belisle claimed by Pittsburgh (AHL) in Reverse Draft. Bob Cunningham to Detroit for Dunc McCallum.
Jan. 7, 1966 –	Lou Angotti to Chicago for cash and future considerations.
Jan. 10, 1966 –	Johnny McKenzie to Boston for Reg Fleming.
Feb. 3, 1966 –	Wayne Muloin and Ron Hutchinson to Providence for Bob Blackburn.

ALL-TIME TRANSACTIONS

1966-67 SEASON

June 14, 1966 –	Ted Taylor and future considerations (Gary Peters) to Montreal for Red Berenson.
June 15, 1966 –	Orland Kurtenbach claimed from Toronto, Max Mestinsek and Brian Campbell claimed from Detroit, and Al MacNeil claimed from Montreal in Intraleague Draft. John Brenneman claimed by Toronto, Al Lebrun and Ray Cullen claimed by Detroit, and Mike McMahon claimed by Montreal in Intraleague Draft. Bob Cunningham claimed from Detroit in Reverse Draft.
June 27, 1966 –	Bernie Geoffrion claimed off waivers from Montreal.
Oct. 1, 1966 –	Bob Kabel's minor-league rights to California (WHL) for Gerry Brisson.

1967-68 SEASON

June 6, 1967 –	Cesare Maniago, Bill Collins, and Sandy Fitzpatrick claimed by Minnesota; Earl Ingarfield, Al MacNeil, Ken Schinkel, and Les Hunt claimed by Pittsburgh; Bill Hicke, Larry Cahan, Ron Boehm, and Bryan Hextall Jr. claimed by California; Terry Ball claimed by Philadelphia; Rod Seiling and Max Mestinsek claimed by St. Louis; Wayne Rutledge, Ken Block, Bryan Campbell, Doug Robinson, and Marc Dufour claimed by Los Angeles in Expansion Draft. Bob Blackburn claimed by Buffalo (AHL) in Reverse Draft. Bob Plager, Gary Sabourin, Tim Ecclestone, and Gord Kannegiesser to St. Louis for Rod Seiling. Paul Andrea, George Konik, Dunc McCallum, and Frank Francis to Pittsburgh for Larry Jeffrey.
June 16, 1967 –	Trevor Fahey, Ken Turlick and Jim Murray to Los Angeles for Barclay Plager.
Aug. 19, 1967 –	Future considerations (Paul Shmyr) to Chicago for Camille Henry.
Sept. 1, 1967 –	Bob Kabel to Phoenix (WHL) for cash.
Nov. 27, 1967 –	Red Berenson and Barclay Plager to St. Louis for Ron Stewart and Ron Attwell.
Dec. 14, 1967 –	Larry Popein to Oakland for cash.

1968-69 SEASON

May 14, 1968 –	Cash to Oakland for Larry Popein.
June 12, 1968 –	Wayne Hillman, Joe Johnson and Dave Seguin to Minnesota for Dave Balon. Larry Hillman received from Toronto as compensation in lieu of cash for Maple Leafs' claiming of Larry Mickey in Intraleague Draft. Bill Plager claimed from Minnesota in Intraleague Draft and Hillman claimed by Minnesota as compensation for claiming of Plager. Jacques Plante claimed by St. Louis in Intraleague Draft. Bob Blackburn claimed by Buffalo (AHL), and Gord Vejprava claimed by Seattle (WHL) in Reverse Draft.
June 13, 1968 –	Camille Henry, Bill Plager, and Robbie Irons to St. Louis for Don Caley and Wayne Rivers.
June 24, 1968 –	Walter Tkaczuk called up from Kitchener and signed to first NHL contract.
August 1968 –	Cash to Buffalo (AHL) for Bob Blackburn.
Sept. 13, 1968 –	Cash to Oakland for Ron Boehm.
December 1968 –	Cash to Buffalo (AHL) for Guy Trottier.

1969-70 SEASON

June 6, 1969 –	Reg Fleming to Philadelphia for Leon Rochefort and option to purchase an unprotected player following Intraleague Draft (Don Blackburn.)
June 9, 1969 –	Leon Rochefort and Dennis Hextall to Los Angeles for Real Lemieux.
June 10, 1969 –	Harry Howell to Oakland for cash. Phil Goyette to St. Louis for 1969 first-round draft pick (Andre Dupont.)
June 11, 1969 –	Forbes Kennedy received from Pittsburgh as compensation in lieu of cash for Penguins' claiming of Bob Blackburn in Intraleague Draft.
June 12, 1969 –	Gary Kurt claimed by Cleveland (AHL), Bill Orr claimed by Rochester (AHL), and Kevin O'Shea claimed by San Diego (WHL) in Reverse Draft.
June 20, 1969 –	Larry Jeffrey to Detroit for Terry Sawchuk and Sandy Snow.
July 3, 1969 –	Don Caley and Sandy Snow to Phoenix (WHL) for Peter McDuffe.
Oct. 13, 1969 –	Ron Ingram to Seattle (WHL) for cash.
Nov. 17, 1969 –	Sheldon Kannegiesser loaned to St. Louis for loan of Larry Hornung for remainder of season.
Feb. 27, 1970 –	Real Lemieux and Juha Widing to Los Angeles for Ted Irvine.
March 3, 1970 –	Future considerations (Denis Dupere) to Toronto for Tim Horton.

1970-71 SEASON

June 9, 1970 –	Gerry Lemire claimed from St. Louis in Intraleague Draft. Guy Trottier claimed by Toronto, and Kevin Morrison claimed by Detroit in Intraleague Draft.
June 10, 1970 –	Don Marshall and Allan Hamilton claimed by Buffalo, and Orland Kurtenbach claimed by Vancouver in Expansion Draft.
Oct. 31, 1970 –	Larry Brown to Detroit for Pete Stemkowski.
Nov. 2, 1970 –	Don Luce to Detroit for Steve Andrascik.
Jan. 26, 1971 –	Syl Apps Jr. and future considerations (Sheldon Kannegiesser) to Pittsburgh for Glen Sather.
Feb. 1, 1971 –	Arnie Brown, Mike Robitaille, and Tom Miller to Detroit for Larry Brown and Bruce MacGregor.
March 2, 1971 –	Jim Krulicki and cash to Detroit for Dale Rolfe.

ALL-TIME TRANSACTIONS

1971-72 SEASON

May 20, 1971 –	Bob Jones to Salt Lake (WHL) for Rick Charron.
May 26, 1971 –	Bob Nevin to Minnesota for future considerations pending outcome of June 8 Intraleague Draft (Bobby Rousseau.) Peter McDuffe to St. Louis for 1971 first-round draft pick (Steve Vickers.)
June 6, 1971 –	Wayne Rivers to Los Angeles for Mike McMahon.
June 8, 1971 –	Larry Brown claimed by Philadelphia, Mike Parizeau claimed by St. Louis, and Tim Horton claimed by Pittsburgh in Intraleague Draft. Ron Boehm claimed by Cleveland (AHL) in Reverse Draft.
June 14, 1971 –	Release of territorial rights to Glenn Patrick to St. Louis for cash.
Nov. 15, 1971 –	Jack Egers, Andre Dupont, Mike Murphy, and future considerations to St. Louis for Gene Carr, Jim Lorentz, and Wayne Connelly.
Nov. 16, 1971 –	Dave Balon, Wayne Connelly, and Ron Stewart to Vancouver for Gary Doak and Jim Wiste.
Jan. 13, 1972 –	Jim Lorentz to Buffalo for future considerations (1972 second-round draft pick -- Larry Sacharuk.)
Feb. 20, 1972 –	Pierre Jarry to Toronto for Jim Dorey.
March 5, 1972 –	Cash and loan of Mike McMahon for the remainder of the season to Vancouver for Ron Stewart. Cash to Buffalo for Phil Goyette.

1972-73 SEASON

May 24, 1972 –	Steve Durbano to St. Louis for future considerations following Intraleague Draft (Peter McDuffe and Curt Bennett on June 7, 1972) and to settle future considerations from teams' Nov. 15, 1971, trade.
May 25, 1972 –	Gary Doak and Rick Newell to Detroit for Joe Zanussi and 1972 first-round pick (Al Blanchard.)
June 6, 1972 –	Norm Gratton and Morris Stefaniw claimed by Atlanta, and Bryan Lefley claimed by N.Y. Islanders in Expansion Draft. Don Blackburn claimed off Providence (AHL) roster by N.Y. Islanders in Interleague Draft.
June 16, 1972 –	Bill Hogaboam to Atlanta for Bill Heindl.
October 1972 –	J. Bob Kelly to Rochester (AHL) for cash.
Nov. 14, 1972 –	Ron Stewart to N.Y. Islanders for cash.
Nov. 29, 1972 –	Curt Bennett to Atlanta for Ron Harris.
March 2, 1973 –	Ab DeMarco Jr. to St. Louis for Mike Murphy. Future considerations (Steve Andrascik) to Pittsburgh for Sheldon Kannegiesser.
March 4, 1973 –	Cash and future considerations (Dave Hrechkosy and Gary Coalter) to California for Bert Marshall.

1973-74 SEASON

June 12, 1973 –	Bert Marshall claimed by N.Y. Islanders in Intraleague Draft.
June 14, 1973 –	Gene Sobchuk claimed by Seattle (WHL), Wendell Bennett claimed by Phoenix (WHL), and Bob Craig claimed by Providence (AHL) in Reverse Draft.
July 1973 –	Bill Knibbs and cash to Rochester (AHL) for J. Bob Kelly.
Sept. 8, 1973 –	J. Bob Kelly to St. Louis for Norm Dennis and Don Borgeson.
Oct. 28, 1973 –	Glen Sather and Rene Villemure to St. Louis for Jack Egers.
Nov. 30, 1973 –	Mike Murphy, Tommy Williams, and Sheldon Kannegiesser to Los Angeles for Gilles Marotte and Real Lemieux.
Jan. 21, 1974 –	Real Lemieux to Buffalo for Paul Curtis.
Feb. 15, 1974 –	Gene Carr to Los Angeles for future considerations (1977 first-round pick – Ron Duguay.)
Feb. 28, 1974 –	Claude Houde to Detroit for Brian Lavender.

1974-75 SEASON

May 28, 1974 –	Vic Hadfield to Pittsburgh for Nick Beverley.
June 10, 1974 –	Walt McKechnie received from California as compensation in lieu of cash for Seals' claiming of Jim Neilson in Intraleague Draft.
June 12, 1974 –	Peter McDuffe and Doug Horbul claimed by Kansas City, and Jack Egers claimed by Washington in Expansion Draft. Walt McKechnie to Boston for Derek Sanderson.
July 29, 1974 –	Andre Peloffy to Washington for cash.
Aug. 29, 1974 –	Larry Sacharuk and 1977 first-round pick (later returned) to St. Louis for Greg Polis.
Sept. 23, 1974 –	Brian Lavender to California for Hartland Monahan.
Oct. 29, 1974 –	Rod Seiling claimed off waivers by Washington.
Feb. 15, 1975 –	Dunc Wilson claimed off waivers from Toronto.

1975-76 SEASON

June 17, 1975 –	Dale Lewis claimed from Los Angeles in Intraleague Draft. Hartland Monahan claimed by Washington in Intraleague Draft.
June 18, 1975 –	Ted Irvine, Bert Wilson, and Jerry Butler to St. Louis for John Davidson and Bill Collins.
Sept. 9, 1975 –	Curt Ridley to Atlanta for Jerry Byers.
Sept. 20, 1975 –	Bob McMillan and future considerations to St. Louis for Larry Sacharuk.
Oct. 28, 1975 –	Gilles Villemure to Chicago for Doug Jarrett.
Oct. 30, 1975 –	Derek Sanderson and settlement of future considerations from Sept. 20, 1975, trade to St. Louis for return of Rangers' 1977 first-round pick.
Oct. 31, 1975 –	Ed Giacomin claimed off waivers by Detroit.
Nov. 7, 1975 –	Brad Park, Jean Ratelle, and Joe Zanussi traded to Boston for Phil Esposito and Carol Vadnais.
Nov. 14, 1975 –	Cash to Boston for Al Simmons.
March 24, 1976 –	Signed Gilles Gratton as free agent.

ALL-TIME TRANSACTIONS

1976-77 SEASON

May 26, 1976 –	Rick Middleton to Boston for Ken Hodge.
May 28, 1976 –	John Campbell to Los Angeles for Mark Heaslip.
June 30, 1976 –	Cash and an agreement to play two future preseason games against Whalers to New England (WHA) for Nick Fotiu, enabling Fotiu to sign first NHL contract with Rangers.
Oct. 8, 1976 –	Dunc Wilson to Pittsburgh for cash and future considerations (1978 fourth-round pick – Dave Silk.)
Oct. 11, 1976 –	Gilles Marotte claimed off waivers by St. Louis.
Nov. 11, 1976 –	Bill Fairbairn and Nick Beverley to Minnesota for Bill Goldsworthy.
Jan. 30. 1977 –	Signed Dave Tataryn to first NHL contract.
March 15, 1977 –	Signed Hardy Astrom to first NHL contract.

1977-78 SEASON

Aug. 31, 1977 –	Future considerations (1978 third-round pick –Dean Turner) from Los Angeles as compensation for the signing of restricted free agent Pete Stemkowski.
Oct. 4, 1977 –	Don Awrey signed as unrestricted free agent.
Oct. 10, 1977 –	Wayne Thomas claimed from Toronto in Waiver Draft.
Oct. 12, 1977 –	Lindsay Middlebrook and Bud Stefanski signed as free agents.
Dec. 5, 1977 –	Bill Goldsworthy to Indianapolis (WHA) for Frank Spring and future considerations.
Dec. 19, 1977 –	Dallas Smith signed as unrestricted free agent.
March 20, 1978 –	Ulf Nilsson and Anders Hedberg signed as free agents for 1978-79 Season.

1978-79 SEASON

May 22, 1978 –	Tim Bothwell signed as free agent.
June 2, 1978 –	1978 first-round pick (Ken Linseman) and cash to Philadelphia for right to hire Fred Shero as head coach and general manager.
July 17, 1978 –	Dean Talafous and Frank Beaton signed as free agents.
Oct. 1, 1978 –	Bobby Sheehan signed as free agent.
Oct. 9, 1978 –	Pierre Plante claimed from Detroit, and Mike Korney claimed from Montreal in Waiver Draft. Dan Newman sent to Montreal in lieu of cash as compensation for claiming of Korney.
Oct. 13, 1978 –	Jeff McDill signed as free agent.
Nov. 13, 1978 –	Don Awrey to Colorado for cash.
Jan. 15, 1979 –	Greg Polis claimed off waivers by Washington.
March 12, 1979 –	Future considerations (1979 third-round pick, Jacques Cloutier, and 1980 third-round pick, Sean McKenna) to Buffalo for Jocelyn Guevremont.

1979-80 SEASON

June 9, 1979 –	Jim Mayer claimed from Edmonton, and Warren Miller claimed from Hartford in Reclaim Draft.
June 13, 1979 –	Dave Farrish claimed by Quebec, Nick Fotiu claimed by Hartford, Lindsay Middlebrook claimed by Winnipeg, and Pierre Plante claimed by Quebec in Expansion Draft.
July 2, 1979 –	Hardy Astrom to Detroit for Bill Lochead.
July 25, 1979 –	Wayne Dillon to Winnipeg for future considerations.
Oct. 11, 1979 –	Mike Backman and Chris Kotsopoulos signed as free agents.
Oct. 12, 1979 –	Bud Stefanski to Winnipeg for cash and future considerations.
Nov. 2, 1979 –	Pat Hickey, Lucien DeBlois, Mike McEwen, Dean Turner, and future considerations (the Nov. 12, 1979, loan of Dennis Owchar and Larry Skinner to New Haven (AHL) in exchange for Bobby Sheehan as well as Bobby Crawford on Jan. 15, 1980) for Barry Beck.
Nov. 16, 1979 –	Bobby Crawford signed as free agent.
March 3, 1980 –	Dave Silk signed to first NHL contract.
March 11, 1980 –	Don Murdoch to Edmonton for Cam Connor and Edmonton's choice of 1980 or 1981 third-round pick (Oilers opted for 1981, and Rangers selected Peter Sundstrom.)

1980-81 SEASON

Aug. 7, 1980 –	Warren Miller to Hartford for cash.
Sept. 16, 1980 –	Gary Burns signed as free agent.
Nov. 11, 1980 –	Mario Marois and Jim Mayer to Vancouver for Jere Gillis and Jeff Bandura.
Nov. 18, 1980 –	Frank Beaton to Calgary for Dale Lewis.
Dec. 12, 1980 –	Gerry McDonald signed as free agent.
Jan. 15, 1981 –	Future considerations (1981 fifth-round pick – Bill Maguire) to Hartford for Nick Fotiu.
March 8, 1981 –	Peter Wallin signed as free agent.
March 10, 1981 –	Ray Markham to Edmonton for John Hughes.

ALL-TIME TRANSACTIONS

1981-82 SEASON

Sept. 8, 1981 –	Doug Soetaert to Winnipeg for future considerations (1983 third-round pick – Vesa Salo.) Mikko Leinonen signed as free agent.
Oct. 2, 1981 –	Chris Kotsopoulos, Doug Sulliman, and Gerry McDonald to Hartford for Mike Rogers and future considerations (1982 10th-round pick – Simo Saarinen.)
Oct. 5, 1981 –	Mike McDougal claimed by Hartford in Waiver Draft.
Oct. 16, 1981 –	Future considerations (1982 fifth-round pick -- Sylvain Charland) to Toronto for Pat Hickey.
Oct. 30, 1981 –	Cash to Minnesota for Tom Younghans.
Dec. 11, 1981 –	Lance Nethery to Edmonton for Ed Mio.
Dec. 30, 1981 –	Jere Gillis and Dean Talafous to Quebec for Robbie Ftorek and future considerations (1982 eighth-round pick –Brian Glynn.) (NOTE: Talafous refused to report to Quebec and retired. The trade was allowed to stand, pending arbitration, and on March 8, 1981, an NHL arbitrator awarded Pat Hickey to Quebec to replace Talafous.)
Jan. 29, 1982 –	Future considerations (1983 10th-round pick – Reine Karlsson) to Hartford for Rob McClanahan.

1982-83 SEASON

June 30, 1982 –	George McPhee signed as free agent.
July 7, 1982 –	Grant Ledyard signed as free agent.
July 21, 1982 –	Steve Richmond signed as free agent.
Aug. 24, 1982 –	Dan McCarthy to Minnesota for Shawn Dineen.
Oct. 1, 1982 –	Ed Hospodar to Hartford for Kent-Erik Andersson.
Oct. 4, 1982 –	Tim Bothwell to St. Louis in lieu of cash as compensation for Rangers' claiming of Bill Baker from St. Louis in Waiver Draft. Graeme Nicolson received from New Jersey as compensation in lieu of cash for Devils' claiming of Carol Vadnais in Waiver Draft.
Oct. 5, 1982 –	Vaclav Nedomansky signed as free agent.
Oct. 6, 1982 –	Vaclav Nedomansky claimed by St. Louis off waivers.
Jan. 4, 1983 –	Andre Dore and future considerations to St. Louis for Glen Hanlon and Vaclav Nedomansky.
Jan. 13, 1983 –	Rick Chartraw claimed off waivers from Los Angeles.

1983-84 SEASON

May 25, 1983 –	Ron Scott signed as free agent.
June 14, 1983 –	Ron Duguay, Eddie Johnstone, and Ed Mio to Detroit for Willie Huber, Mark Osborne, and Mike Blaisdell.
Sept. 12, 1983 –	Steve Martinson signed as free agent.
Sept. 13, 1983 –	Pierre Larouche signed as free agent.
Oct. 5, 1983 –	Dave Silk to Boston for Dave Barr.
Feb. 27, 1984 –	Scot Kleinendorst to Hartford for Blaine Stoughton.
March 5, 1984 –	Dave Barr, future considerations (1984 third-round pick – Alan Perry), and cash to St. Louis for Larry Patey and Bob Brooke. James Patrick signed to first NHL contract.

1984-85 SEASON

May 23, 1984 –	Rob McClanahan to Detroit for future considerations.
Sept. 5, 1984 –	Steve Weeks to Hartford for future considerations (1986 third-round pick, Shaun Clouston.)
Oct. 9, 1984 –	Andre Dore claimed from Quebec in Waiver Draft.
Dec. 6, 1984 –	Dave Maloney and Chris Renaud to Buffalo for Steve Patrick and Jim Wiemer.

1985-86 SEASON

Sept. 3, 1985 –	Tony Feltrin signed as free agent.
Sept. 15, 1985 –	Jay Caufield signed as free agent.
Oct. 6, 1985 –	Terry Kleisinger signed as free agent.
Oct. 7, 1985 –	Mike Blaisdell claimed by Pittsburgh in Waiver Draft.
Dec. 9, 1985 –	1986 second-round pick (Neil Wilkinson) and 1987 fourth-round pick (John Weisbrod) to Minnesota for Roland Melanson. Melanson and Grant Ledyard then traded to Los Angeles for Brian MacLellan and 1987 fourth-round pick (Mike Sullivan.)
Dec. 19, 1985 –	Mike Rogers to Edmonton for Larry Melnyk and Todd Strueby.
Dec. 23, 1985 –	Steve Richmond to Detroit for Mike McEwen.
Feb. 6, 1986 –	Steve Patrick to Quebec for Wilf Paiement.
March 11, 1986 –	Mike McEwen to Hartford for Bob Crawford. Nick Fotiu to Calgary for future considerations.

ALL-TIME TRANSACTIONS

1986-87 SEASON

May 22, 1986 –	Ken Duggan signed as free agent.
July 24, 1986 –	Doug Soetaert signed as free agent.
July 29, 1986 –	Glen Hanlon, 1987 third-round pick (Dennis Holland), and 1988 third-round pick (Guy Dupuis) to Detroit for Kelly Kisio, Lane Lambert, Jim Leavins, and 1988 fifth-round pick (later traded to Winnipeg.)
Aug. 15, 1986 –	Mike Donnelly and Mike Siltala signed as free agents.
Aug. 18, 1986 –	Mike Allison to Toronto for Walt Poddubny.
Sept. 8, 1986 –	Brian MacLellan to Minnesota for 1987 third-round pick (Simon Gagne.) Norm MacIver signed as free agent.
Sept. 10, 1986 –	Lucie DeBlois signed as free agent.
Sept. 11, 1986 –	Paul Fenton signed as free agent.
Oct. 2, 1986 –	Reijo Ruotsalainen, Ville Kentala, Clark Donatelli, and Jim Wiemer to Edmonton for Mike Golden, future considerations (Miloslav Horava), and additional compensation if Ruotsalainen played at least one game for Oilers (Stu Kulak.)
Oct. 6, 1986 –	Wilf Paiement claimed by Buffalo in Waiver Draft.
Oct. 24, 1986 –	Mark Pavelich to Minnesota for future considerations (1988 fourth-round pick, later traded back to Minnesota on Nov. 13, 1986.)
Nov. 13, 1986 –	Bob Brooke and return of Minnesota's 1988 fourth-round pick (Jeffrey Stolp) for Curt Giles, Tony McKegney, and 1988 second-round pick (Troy Mallette.)
Dec. 18, 1986 –	Kjell Samuelsson and 1989 second-round pick (Patrik Juhlin) to Philadelphia for Bob Froese.
Jan. 1, 1987 –	Mike Ridley, Kelly Miller, and Bob Crawford to Washington for Bobby Carpenter and 1989 second-round pick (Jason Prosofsky.)
Jan. 9, 1987 –	Mark Tinordi signed as free agent.
Jan. 20, 1987 –	Brad Maxwell claimed on waivers from Vancouver.
Jan. 21, 1987 –	Chris Kontos to Pittsburgh for Ron Duguay.
Feb. 21, 1987 –	Brad Maxwell to Minnesota for future considerations (cash.)
March 5, 1987 –	Lane Lambert to Quebec for Pat Price. Mark Osborne to Toronto for Jeff Jackson, 1989 third-round pick (Rob Zamuner), and future considerations (right to negotiate with unsigned Toronto draft pick Vladimir Ruzicka to determine if Ruzicka was willing to play for Rangers.)
March 10, 1987 –	Bobby Carpenter and Tom Laidlaw to Los Angeles for Marcel Dionne, Jeff Crossman, and 1989 third-round pick (later traded to Minnesota.) Raimo Helminen to Minnesota for future considerations.

1987-88 SEASON

May 29, 1987 –	Tony McKegney and Rob Whistle to St. Louis for Bruce Bell, 1988 fourth-round pick (later returned), and future considerations (return of pick to St. Louis.) Signed Simon Wheeldon and Jim Latos as free agents.
June 8, 1987 –	1988 fifth-round pick (Benoit Lebeau) and 1989 third-round pick (Denny Felsner) to Winnipeg for Brian Mullen and 1987 10th-round pick (Brett Barnett.)
June 18, 1987 –	1988 first-round pick (Daniel Dore) and cash to Quebec for coaching rights to Michel Bergeron.
July 21, 1987 –	Cash to Philadelphia for Jeff Brubaker.
Aug. 10, 1987 –	Signed Peter Laviolette as free agent.
Aug. 27, 1987 –	Peter Sundstrom to Washington for 1988 fifth-round pick (Martin Bergeron.)
Sept. 8, 1987 –	Pat Price to Minnesota for Willi Plett.
Sept. 11, 1987 –	Signed Dave Pichette as free agent.
Sept. 30, 1987 –	Jeff Jackson and Terry Carkner to Quebec for John Ogrodnick and David Shaw.
Oct. 5, 1987 –	Willi Plett claimed by Boston in Waiver Draft.
Oct. 6, 1987 –	Jeff Caufield and Dave Gagner to Minnesota for Paul Boutilier.
Oct. 23, 1987 –	Future considerations (1988 fourth-round pick -- Jaan Luik) to St. Louis for Jim Pavese.
Nov. 4, 1987 –	Willie Huber and Larry Melnyk to Vancouver for Michel Petit.
Nov. 7, 1987 –	Jim Leavins to Calgary for Don Mercier.
Nov. 20, 1987 –	Curt Giles to Minnesota for Byron Lomow and future considerations.
Dec. 16, 1987 –	Paul Boutilier to Winnipeg for future considerations (1989 fifth-round pick - Aaron Miller.)
Dec. 31, 1987 –	Mike Donnelly and 1988 fifth-round pick (Alexander Mogilny) for Paul Cyr and 1988 10th-round pick (Eric Fenton.)
Jan. 21, 1988 –	Mike Siltala and Gord Walker to Los Angeles for Joe Paterson.
Jan. 27, 1988 –	Montreal's option to exchange 1989 first-round picks (Canadiens exercised option and selected Lindsay Vallis, while Rangers selected Steven Rice) for Chris Nilan.
Feb. 1, 1988 –	Todd Elik signed as free agent.
Feb. 22, 1988 –	Ron Duguay to Los Angeles for Mark Hardy.
Feb. 23, 1988 –	Brian Leetch signed to first NHL contract.
Feb. 28, 1988 –	Mike Richter signed to first NHL contract.
March 8, 1988 –	Jim Pavese to Detroit for future considerations (1990 fifth-round pick that was later returned to Detroit.)

ALL-TIME TRANSACTIONS

1988-89 SEASON

June 13, 1988 –	Mark Hardy to Minnesota for future considerations (1989 third-round pick – Louie DeBrusk.)
July 14, 1988 –	Doug Wickenheiser signed as free agent.
Sept. 26, 1988 –	Signed Guy Lafleur as free agent.
Aug. 1, 1988 –	Walt Poddubny, Jari Gronstrand, Bruce Bell, and 1989 fourth-round pick (Eric Dubois) to Quebec for Normand Rochefort and Jason Lafreniere.
Aug. 22, 1988 –	Tony Granato signed to first NHL contract.
Sept. 28, 1988 –	Chris Jensen to Philadelphia for Michael Boyce.
Oct. 3, 1988 –	Claimed Craig Redmond from Edmonton in Waiver Draft.
Oct. 11, 1988 –	Mark Tinordi, Paul Jerrard, Mike Sullivan, Bret Barnett, and 1989 third-round pick (Murray Garbutt) to Minnesota for Brian Lawton, Igor Liba, and Rick Bennett.
Oct. 27, 1988 –	Jeff Crossman to Edmonton for Ron Shudra.
Nov. 1, 1988 –	Ken Hammond claimed off waivers from Edmonton. Craig Redmond claimed off waivers by Edmonton.
Dec. 9, 1988 –	Larry Bernard and 1989 fifth-round pick (Rhys Hollyman) to Minnesota for Mark Hardy.
Dec. 12, 1988 –	Igor Liba, Michael Boyce, Todd Elik, and future considerations to Los Angeles for Dean Kennedy and Denis Larocque.
Dec. 26, 1988 –	Don Maloney, Norm MacIver, and Brian Lawton to Hartford for Carey Wilson and 1990 fifth-round pick (Lubos Rob.)
Feb. 3, 1989 –	Dean Kennedy to Los Angeles for 1990 fourth-round pick (later traded to Minnesota.)
Feb. 18, 1989 –	Ken Hammond to Toronto for Chris McRae.
March 7, 1989 –	1990 fifth-round pick (Richard Smehlik) to Buffalo for Lindy Ruff.

1989-90 SEASON

Sept. 1, 1989 –	Barry Beck to Los Angeles for cash and 1990 fourth-round pick (Jeff Nielsen.) Beck, who had been in retirement, was required to play a minimum of 40 games in 1989-90 for Kings to receive the pick, and he played 52 games.
Sept. 7, 1989 –	Chris McRae and future considerations (1990 fifth-round pick – Tony Burns) to Detroit for Kris King.
Oct. 5, 1989 –	Michel Petit to Quebec for Randy Moller.
Nov. 1, 1989 –	Jay More to Minnesota for Dave Archibald.
Jan. 18, 1990 –	Future considerations (Denis Larocque) to Edmonton for Todd Charlesworth.
Jan. 20, 1990 –	Tony Granato and Tomas Sandstrom to Los Angeles for Bernie Nicholls.
March 6, 1990 –	Ulf Dahlen, Los Angeles' 1990 fourth-round pick (Cal McGowan), and future considerations (1991 fourth-round pick, later traded to Los Angeles) to Minnesota for Mike Gartner.
April 2, 1990 –	Tony Amonte signed to first NHL contract.

1990-91 SEASON

June 16, 1990 –	1990 fifth-round pick (Sergei Zubov) obtained from Quebec as compensation for the Nordiques' signing of restricted free agent Guy Lafleur.
June 28, 1990 –	Chris Nilan to Boston for Greg Johnston and future considerations (1991 sixth-round pick – Barry Young.) Johnston to Toronto for Mark LaForest and Tie Domi.
July 9, 1990 –	Carey Wilson and future considerations (1991 third-round pick – Michael Nylander) to Hartford for Jody Hull. Cash and future considerations to Buffalo for Ray Sheppard.
July 10, 1990 –	Simon Wheeldon to Winnipeg for Bryan McReynolds.
Jan. 17, 1991 –	Aaron Miller and 1991 fifth-round pick to Quebec for Joe Cirella.
Jan. 22, 1991 –	Rudy Poeschek to Winnipeg for Guy Larose.
March 5, 1991 –	Kevin Miller, Jim Cummins, and Dennis Vial to Detroit for Joe Kocur and Per Djoos.
April 2, 1991 –	Doug Weight signed to first NHL contract.

1991-92 SEASON

May 25, 1991 –	Miloslav Horava to Quebec for Stephane Guerard.
May 30, 1991 –	Brian Mullen to San Jose for Tim Kerr. Kelly Kisio claimed by San Jose in Expansion Draft.
Aug. 5, 1991 –	Future considerations to Philadelphia for Shaun Sabol.
Aug. 8, 1991 –	Future considerations to Philadelphia for Don Biggs.
Sept. 3, 1991 –	Adam Graves signed as free agent.
Sept. 9, 1991 –	Troy Mallette sent to Edmonton as compensation for the signing of restricted free agent Adam Graves.
Sept. 25, 1991 –	Future considerations to Chicago for Greg Millen.
Oct. 4, 1991 –	Bernie Nicholls, Steven Rice, and Louie DeBrusk to Edmonton for Mark Messier and future considerations (completed by Nov. 12, 1991, trade.)
Nov. 12, 1991 –	David Shaw to Edmonton for Jeff Beukeboom.
Dec. 23, 1991 –	Corey Millen to Los Angeles for Randy Gilhen.
Dec. 26, 1991 –	Greg Millen to Detroit for 1992 conditional draft pick (eighth-round pick, later traded to Edmonton.) Guy Larose to Toronto for Mike Stevens.
March 9, 1992 –	Randy Moller to Buffalo for Jay Wells.
March 10, 1992 –	Mark Janssens to Minnesota for Mario Thyer and 1993 third-round pick (Maxim Galanov.)

ALL-TIME TRANSACTIONS

1992-93 SEASON

June 18, 1992 –	Mark LaForest claimed by Ottawa, and Jeff Bloemberg claimed by Tampa Bay in Expansion Draft.
June 20, 1992 –	1992 fourth-round pick (Ralph Intranuovo) and 1992 eighth-round pick (Colin Schmidt) to Edmonton for 1992 fourth-round pick (Chris Ferraro). 1992 11th-round pick (Petter Ronnqvist) to Ottawa for future considerations (deal completed with May 7, 1993, trade.)
July 8, 1992 –	Tim Kerr to Hartford for conditional draft pick (1993 seventh-round pick – Sergei Kondrashkin.)
July 20, 1992 –	Jean-Yves Roy signed as free agent.
July 23, 1992 –	Rangers awarded Tampa Bay's 1993 third-round pick (later traded back to Lightning) as compensation for Tampa Bay'ssigning of restricted free agent Rob Zamuner.
July 28, 1992 –	Jody Hull to Ottawa for future considerations.
Aug. 26, 1992 –	Dave Marcinyshyn signed as free agent.
Aug. 30, 1992 –	Phil Bourque signed as free agent.
Sept. 4, 1992 –	Craig Duncanson and Brad Tiley signed as free agents.
Sept. 15, 1992 –	Sergei Zubov signed to first NHL contract.
Oct. 5, 1992 –	Alexei Kovalev signed to first NHL contract.
Nov. 6, 1992 –	Dave Archibald to Ottawa for 1993 fifth-round pick (later traded to Los Angeles).
Dec. 11, 1992 –	Roman Oksiuta and 1993 third-round pick (Alexander Kerch) to Edmonton for Kevin Lowe.
Dec. 28, 1992 –	Tie Domi and Kris King to Winnipeg for Ed Olczyk.
March 17, 1993 –	Doug Weight to Edmonton for Esa Tikkanen.
March 22, 1993 –	Randy Gilhen to Tampa Bay for Mike Hartman. Mark Hardy and Ottawa's 1993 fifth-round pick (Frederick Beaubien) to Los Angeles for John McIntyre.

1993-94 SEASON

May 7, 1993 –	Robert Burakovsky to Ottawa for future considerations (1993 11th-round pick -- Pavel Komarov.) Deal completed trade of June 20, 1992.
June 20, 1993 –	John Vanbiesbrouck to Vancouver for future considerations following the Expansion Draft (Doug Lidster sent to Rangers on June 25, 1993.)
June 24, 1993 –	Joe Cirella claimed by Florida, and Steven King claimed by Anaheim in Expansion Draft.
June 25, 1993 –	Return of Tampa Bay's 1993 third-round pick (Allan Egeland) for Glenn Healy.
July 29, 1993 –	Greg Gilbert signed as free agent.
Aug. 16, 1993 –	Darren Langdon signed as free agent.
Aug. 17, 1993 –	Shawn McCosh signed as free agent.
Sept. 9, 1993 –	Mike Hurlbut to Quebec for Alexander Karpovtsev.
Oct. 3, 1993 –	Mike Hudson claimed from Edmonton in Waiver Draft. John McIntyre claimed by Vancouver, and Paul Broten claimed by Dallas in Waiver Draft.
Oct. 12, 1993 –	Jim Hiller claimed off waivers from Detroit.
Nov. 2, 1993 –	James Patrick and Darren Turcotte to Hartford for Steve Larmer, Nick Kypreos, Barry Richter, and 1994 sixth-round pick (Yuri Litvinov.)
Jan. 28, 1994 –	1994 11th-round pick (Jamie Butt) to Los Angeles for Brad Tiley.
March 21, 1994 –	Tony Amonte and Matt Oates to Chicago for Stephane Matteau and Brian Noonan. Mike Gartner to Toronto for Glenn Anderson, Scott Malone, and 1994 fourth-round pick (Alexander Korobolin.) Todd Marchant to Edmonton for Craig MacTavish. Peter Andersson to Florida for 1994 ninth-round pick (Vitali Yeremeyev.) Phil Bourque to Ottawa for future considerations.

1994-95 SEASON

July 24, 1994 –	Esa Tikkanen, Doug Lidster, and Mike Keenan's coaching rights to St. Louis for Petr Nedved.
Aug. 19, 1994 –	Daniel Lacroix to Boston for Glen Featherstone.
Sept. 6, 1994 –	Mark Osborne signed as free agent.
Sept. 9, 1994 –	Ken Gernander signed as free agent.
Jan. 18, 1995 –	Mike Hudson claimed by Pittsburgh, and Greg Gilbert claimed by St. Louis in Waiver Draft.
March 23, 1995 –	Glen Featherstone, Michael Stewart, 1995 first-round pick (Jean-Sebastien Giguere), and 1996 fourth-round pick (Steve Wasylko) to Hartford for Pat Verbeek. Daniel Lacroix claimed off waivers from Boston.
April 7, 1995 –	Ed Olczyk to Winnipeg for 1995 fifth-round pick (Alexei Vasiliev.) Corey Hirsch to Vancouver for Nathan LaFayette. Troy Loney claimed off waivers from N.Y. Islanders.

1995-96 SEASON

July 19, 1995 –	Signed Ray Ferraro as free agent.
July 31, 1995 –	Jay Wells to St. Louis for Doug Lidster.
Aug. 2, 1995 –	Wayne Presley signed as free agent.
Aug. 3, 1995 –	Ryan Vandenbussche signed as free agent.
Aug. 24, 1995 –	Bruce Driver signed as free agent.
Aug. 31, 1995 –	Petr Nedved and Sergei Zubov to Pittsburgh for Luc Robitaille and Ulf Samuelsson.
Oct. 6, 1995 –	Jean-Yves Roy to Ottawa for Steve Larouche.
Dec. 28, 1995 –	Stephane Matteau to St. Louis for Ian Laperriere.
Jan. 14, 1996 –	Steve Larouche to Los Angeles for Chris Snell.
Feb. 29, 1996 –	Nick Kypreos and Wayne Presley to Toronto for Sergio Momesso and Bill Berg.
March 14, 1996 –	Ray Ferraro, Ian Laperriere, Mattias Norstrom, Nathan LaFayette, and 1997 fourth-round pick (Sean Blanchard) to Los Angeles for Marty McSorley, Jari Kurri, and Shane Churla.
March 20, 1996 –	Joe Kocur to Vancouver for Kay Whitmore.

ALL-TIME TRANSACTIONS

1996-97 SEASON

July 9, 1996 –	Eric Boulton signed as free agent.
July 21, 1996 –	Wayne Gretzky signed as free agent.
Aug. 6, 1996 –	Peter Fiorentino signed as free agent.
Aug. 20, 1996 –	Marty McSorley to San Jose for Jay More, Brian Swanson, and future considerations (1997 fourth-round pick, later traded back to San Jose.)
Sept. 6, 1996 –	Pat Flatley signed as free agent.
Nov. 13, 1996 –	Sergio Momesso to St. Louis for Brian Noonan.
Feb. 6, 1997 –	Jay More to Phoenix for Mike Eastwood and Dallas Eakins.
Feb. 22, 1997 –	David Oliver claimed off waivers from Edmonton.
March 8, 1997 –	Brian Noonan and Sergei Nemchinov to Vancouver for Russ Courtnall and Esa Tikkanen.

1997-98 SEASON

June 21, 1997 –	1997 fourth-round pick (Adam Colagiacomo) to San Jose for 1997 fourth-round pick Tomi Kallarsson and 1997 sixth-round pick (Mike York.) Mike Peluso awarded to Rangers by arbitrator as compensation for St. Louis hiring Rangers executive Larry Pleau to be Blues' GM.)
July 7, 1997 –	Brian Skrudland and Mike Keane signed as free agents.
July 16, 1997 –	Jeff Finley signed as free agent.
Aug. 8, 1997 –	1998 fourth-round pick (Tommy Westlund) to Carolina for Jason Muzzatti.
Aug. 19, 1997 –	Dale Purinton signed as free agent.
Aug. 27, 1997 –	Pierre Sevigny signed as free agent.
Aug. 28, 1997 –	Luc Robitaille to Los Angeles for Kevin Stevens.
Sept. 2, 1997 –	P.J. Stock signed as free agent.
Sept. 11, 1997 –	Tim Sweeney signed as free agent.
Sept. 28, 1997 –	Mike Peluso claimed by Calgary in Waiver Draft.
Sept. 29, 1997 –	1998 second-round pick (Andrew Peters) and future considerations (2000 conditional fifth-round pick – conditions not met) to Buffalo for Pat LaFontaine. Geoff Smith signed as free agent.
Oct. 1, 1997 –	Peter Ferraro and Chris Ferraro claimed off waivers by Pittsburgh.
Nov. 14, 1997 –	Future considerations to Los Angeles for Brad Smith.
Jan. 14, 1998 –	Peter Ferraro claimed off waivers from Pittsburgh.
March 24, 1998 –	Mike Keane, Brian Skrudland, and 1998 or 1999 conditional sixth-round pick -- 1998 conditions met (Pavel Patera) -- to Dallas for Todd Harvey, Bob Errey, and 1998 fourth-round pick (Boyd Kane.) Mike Eastwood to St. Louis for Harry York. Jason Muzzatti to San Jose for Rich Brennan. Ryan VandenBussche to Chicago for Ryan Risidore.

1998-99 SEASON

June 1, 1998 –	Colin Pepperall to Chicago for future considerations (conditional 199 draft pick, ninth-round pick – Petter Henning.)
June 30, 1998 –	Sylvain Blouin and 1999 sixth-round pick (later traded to Phoenix) to Montreal for Peter Popovic.
July 2, 1998 –	Scott Fraser signed as free agent.
July 9, 1998 –	John MacLean signed as free agent.
July 16, 1998 –	Jean-Francois Labbe signed as free agent.
July 20, 1998 –	Derek Armstrong signed as free agent.
Aug. 13, 1998 –	Brent Fedyk signed as free agent.
Oct. 1, 1998 –	2000 third-round pick (later returned to Rangers) to Detroit for Mike Knuble.
Oct. 9, 1998 –	Esa Tikkanen signed as free agent.
Oct. 14, 1998 –	Alexander Karpovtsev and 1999 fourth-round pick (Mirko Mirovic) to Toronto for Mathieu Schneider.
Nov. 25, 1998 –	Alexei Kovalev and Harry York to Pittsburgh for Petr Nedved, Sean Pronger, and Chris Tamer.
Nov. 27, 1998 –	Bill Berg and 1999 second-round pick (later traded to Anaheim) to Ottawa for Stan Neckar.
Dec. 18, 1998 –	Rumun Ndur claimed off waivers from Buffalo.
Dec. 22, 1998 –	Eric Cairns claimed off waivers by N.Y. Islanders.
Feb. 12, 1999 –	Sean Pronger to Los Angeles for Eric Lacroix.
Feb. 13, 1999 –	Jeff Finley and Geoff Smith to St. Louis for future considerations (Chris Kenady on Feb. 22, 1999.)
March 4, 1999 –	Mike Maneluk claimed off waivers from Chicago.
March 23, 1999 –	Ulf Samuelsson and future considerations to Detroit for 1999 second-round pick (David Inman) and return of Rangers' 2000 third-round pick (later traded to Tampa Bay.) Stan Neckar to Phoenix for Jason Doig and 1999 sixth-round pick (Jay Dardis.) Vladimir Vorobiev to Edmonton for Kevin Brown.

ALL-TIME TRANSACTIONS

1999-00 SEASON

May 3, 1999 –	Future considerations to Nashville for Brad Smyth.
June 26, 1999 –	Dan Cloutier, Niklas Sundstrom, 2000 first-round pick (Nikita Alexeev), and 2000 third-round pick (later traded to San Jose) to Tampa Bay for Chicago's 1999 first-round pick (Pavel Brendl.) Marc Savard and 1999 first-round pick (Oleg Saprykin) to Calgary for Jan Hlavac, 1999 first-round pick (Jamie Lundmark), and Philadelphia's 1999 third-round pick (Patrick Aufiero.)
July 6, 1999 –	Stephane Quintal and Valeri Kamensky signed as free agents.
July 8, 1999 –	Theo Fleury signed as free agent.
July 13, 1999 –	Kirk McLean signed as free agent.
July 15, 1999 –	Tim Taylor signed as free agent.
July 19, 1999 –	Sylvain Lefebvre signed as free agent.
July 22, 1999 –	Milan Hnlicka signed as free agent.
July 28, 1999 –	Terry Virtue signed as free agent.
Aug. 9, 1999 –	John Namestnikov signed as free agent.
Sept. 27, 1999 –	John Namestnikov claimed by Vancouver in Waiver Draft.
Sept. 30, 1999 –	Peter Popovic to Pittsburgh for Kevin Hatcher. John Namestnikov claimed off waivers from Vancouver.
Oct. 3, 1999 –	Future considerations (cash) to Tampa Bay for Alexandre Daigle. Drew Bannister signed as free agent.
Dec. 1, 1999 –	Rich Pilon claimed off waivers from N.Y. Islanders.
Dec. 11, 1999 –	Rumun Ndur claimed off waivers by Atlanta.
Dec. 30, 1999 –	Todd Harvey and 2001 fourth-round pick (Dimitri Patzold) to San Jose for Radek Dvorak.
Feb. 2, 2000 –	John Namestnikov to Nashville for Jason Dawe.
March 10, 2000 –	Mike Knuble to Boston for Rob DiMaio.

2000-01 SEASON

June 24, 2000 –	2000 second-round pick (Tomas Kopecky) to Detroit for 2000 second-round pick (Filip Novak) and 2000 third-round pick (Dominic Moore.)
June 25, 2000 –	2000 fourth-round pick Jon DiSalvatore to San Jose for 2000 fourth-round pick (Premsyl Duben) and 2000 compensatory fifth-round pick (Brandon Snee.)
July 10, 2000 –	Vladimir Malakhov signed as free agent.
July 13, 2000 –	Mark Messier signed as free agent.
July 27, 2000 –	Jeff Ulmer signed as free agent.
Aug. 4, 2000 –	Darren Langdon and Rob DiMaio to Carolina for Sandy McCarthy and 2001 conditional pick (fourth-round pick – Bryce Lampman.)
Sept. 25, 2000 –	Alexei Vasiliev to Nashville for future considerations (2001 conditional pick – conditions not met.)
Sept. 29, 2000 –	Andreas Johansson claimed from Calgary in Waiver Draft.
Oct. 5, 2000 –	Future considerations (placement of Stephane Quintal on waivers) to Chicago for Michal Grosek and Brad Brown. Stephane Quintal claimed off waivers by Chicago.
Nov. 9, 2000 –	Jean-Francois Labbe to Columbus for Bert Robertsson.
Dec. 28, 2000 –	2001 fifth-round pick (Frantisek Skladany) to Colorado for Alexei Gusarov.
Jan. 12, 2001 –	Johan Witehall claimed off waivers by Montreal.
Jan. 13, 2001 –	Jeff Toms claimed off waivers from N.Y. Islanders.
Feb. 5, 2001 –	John MacLean to Dallas for future considerations.
March 1, 2001 –	Eric Lacroix to Ottawa for Colin Forbes.
March 5, 2001 –	Alexei Gusarov to St. Louis for Peter Smrek.
March 7, 2001 –	Bert Robertsson to Nashville for Ryan Tobler. Guy Hebert claimed off waivers from Anaheim.

ALL-TIME TRANSACTIONS

2001-02 SEASON

June 11, 2001 –	Barrett Heisten signed as free agent.
June 13, 2001 –	Layne Ulmer signed as free agent.
June 23, 2001 –	2001 third-round pick (Chris Heid) to Minnesota for Carolina's 2001 third-round pick (Garth Murray) and 2001 fifth-round pick (Shawn Collymore.) Burke Henry to Calgary for Chris St. Croix.
June 24, 2001 –	Adam Graves and future considerations to San Jose for Mikael Samuelsson and Chris Gosselin. Jeff Dessner to Atlanta for 2001 eighth-round pick (Leonid Zvachkin.) 2002 seventh-round pick (Pierre Johnsson) to Calgary for Detroit's 2001 seventh-round pick (Pontus Petterstrom.)
June 29, 2001 –	Jason Doig and Jeff Ulmer to Ottawa for Sean Gagnon.
June 30, 2001 –	Tim Taylor to Tampa Bay for Kyle Freadrich and Nils Ekman. Rich Pilon to San Jose for 2002 conditional pick (seventh-round pick – Joey Crabb.)
July 1, 2001 –	Dave Karpa and Igor Ulanov signed as free agents.
July 17, 2001 –	Zdeno Ciger signed as free agent.
Aug. 7, 2001 –	Darren Van Impe claimed off waivers from Boston.
Aug. 20, 2001 –	Pavel Brendl, Jan Hlavac, Kim Johnsson, and 2003 third-round pick (Stefan Ruzicka) to Philadelphia for Eric Lindros and future considerations (conditional first-round pick, conditions not met.)
Aug. 23, 2001 –	P.J. Stock signed as free agent.
Aug. 28, 2001 –	Steve McKenna signed as free agent.
Sept. 28, 2001 –	P.J. Stock claimed by Boston in Waiver Draft.
Oct. 1, 2001 –	Benoit Dusablon signed as free agent.
Oct. 3, 2001 –	Rico Fata claimed off waivers from Calgary.
Oct. 4, 2001 –	Bryan Berard signed as free agent.
Dec. 12, 2001 –	Zdeno Ciger to Tampa Bay for Matthew Barnaby.
Dec. 18, 2001 –	Darren Van Impe claimed off waivers by Florida.
Jan. 16, 2002 –	Trent Whitfield claimed off waivers from Washington.
Feb. 1, 2002 –	Trent Whitfield claimed off waivers by Washington.
March 12, 2002 –	Manny Malhotra and Barrett Heisten to Dallas for Martin Rucinsky and Roman Lyashenko.
March 16, 2002 –	Jeff Toms claimed off waivers by Pittsburgh.
March 18, 2002 –	Igor Ulanov, Filip Novak, 2002 first-round pick (later traded), 2002 second-round pick (Rob Globke), and 2003 fourth-round pick (later traded) to Florida for Pavel Bure and 2002 second-round pick (Lee Falardeau.)
March 19, 2002 –	Mike York and 2002 fourth-round pick (Ivan Koltsov) to Edmonton for Tom Poti and Rem Murray. Peter Smrek to Nashville for Richard Lintner.

2002-03 SEASON

June 22, 2002 –	2002 third-round pick (Arttu Luutinen) to Ottawa for 2002 third-round pick (Marcus Jonasen) and 2002 fourth-round pick (Nate Guenin.)
June 23, 2002 –	2003 sixth-round pick (later returned) and future considerations (negotiation rights to pending unrestricted free agent Theo Fleury or return of pick –pick was returned) to San Jose for 2002 sixth-round pick (Kim Hirschkovits.) Future considerations (2003 ninth-round pick – later traded) to Pittsburgh for Krzyzsztof Oliwa.
June 30, 2002 –	Rights to pending unrestricted free agent Mike Richter to Edmonton for future considerations (2003 fourth-round pick – Corey Potter.)
July 1, 2002 –	Bobby Holik signed as free agent.
July 2, 2002 –	Darius Kasparaitis signed as free agent.
July 4, 2002 –	Mike Richter signed as free agent.
July 8, 2002 –	Ted Donato signed as free agent.
July 11, 2002 –	Craig Weller signed as free agent.
July 16, 2002 –	Derek Armstrong to Los Angeles for 2003 sixth-round pick (Chris Holt.)
Aug. 7, 2002 –	Joel Bouchard signed as free agent.
Oct. 1, 2002 –	Dixon Ward signed as free agent.
Oct. 4, 2002 –	Ronald Petrovicky claimed from Calgary in Waiver Draft.
Oct. 10, 2002 –	Boyd Kane to Tampa Bay for Gordie Dwyer.
Dec. 12, 2002 –	Rem Murray, Tomas Kloucek, and Marek Zidlicky to Nashville for Mike Dunham. Future considerations (conditional 2004 draft pick – conditions not met) to Edmonton for Josh Green.
Dec. 16, 2002 –	Billy Tibbetts signed as free agent.
Dec. 17, 2002 –	Cory Cross signed as free agent.
Jan. 6, 2003 –	Krzysztof Oliwa to Boston for 2004 ninth-round pick (later traded.)
Jan. 8, 2003 –	2004 fourth-round pick (later traded) to Chicago for Boris Mironov.
Jan. 15, 2003 –	Josh Green claimed off waivers by Washington.
Jan. 17, 2003 –	Boston's 2004 ninth-round pick (later traded) returned to Boston for Jay Henderson.
Jan. 22, 2003 –	Mike Mottau to Calgary for conditional draft choice in 2003 or 2004. Rangers' chose 2003 option of a sixth-round pick (Ivan Dornic.)
Feb. 10, 2003 –	Rico Fata, Mikael Samuelsson, Joel Bouchard, and Richard Lintner to Pittsburgh for Alexei Kovalev, Dan LaCouture, Janne Laukkanen, and Mike Wilson.
Feb. 21, 2003 –	Gordie Dwyer claimed off waivers by Montreal.
March 11, 2003 –	Radek Dvorak and Cory Cross to Edmonton for Anson Carter and Ales Pisa. Johan Holmqvist to Minnesota for Lawrence Nycholat. Janne Laukkanen claimed off waivers by Tampa Bay.

ALL-TIME TRANSACTIONS

2003-04 SEASON

May 22, 2003 –	Jed Ortmeyer signed as free agent.
June 21, 2003 –	2003 second-round pick (Josh Hennessy) to San Jose for Boston's 2003 second-round pick (Ivan Baranka) and San Jose's 2003 third-round pick (Kenny Roche.)
June 30, 2003 –	Rights to pending unrestricted free agent Brian Leetch to Edmonton for Jussi Markkanen and 2004 fourth-round pick (later traded.) Rights to pending unrestricted free agent Mark Messier to San Jose for 2004 fourth-round pick (Ryan Callahan.)
July 14, 2003 –	Greg de Vries signed as free agent.
July 25, 2003 –	Chris Simon signed as free agent.
July 28, 2003 –	Paul Healey signed as free agent.
July 30, 2003 –	Brian Leetch signed as free agent.
Aug. 12, 2003 –	Nils Ekman to San Jose for Chad Wiseman.
Aug. 28, 2003 –	Mratin Rucinsky and Jan Hlavac signed as free agents.
Sept. 5, 2003 –	Mark Messier signed as free agent.
Sept. 30, 2003 –	Shawn Heins claimed off waivers from Atlanta, and Jeff Heerema claimed off waivers from Carolina.
Oct. 3, 2003 –	Sheldon Keefe claimed from Tampa Bay, Mike Siklenka claimed from Philadelphia, and Joel Bouchard claimed from Buffalo in Waiver Draft. Shawn Heins and Ronald Petrovicky claimed by Atlanta, and Jeff Heerema claimed by St. Louis in Waiver Draft.
Oct. 22, 2003 –	Pascal Rheaume signed NHL contract after having already signed AHL contract to begin season in Hartford.
Oct. 24, 2003 –	Sheldon Keefe claimed off waivers by Tampa Bay.
Nov. 5, 2003 –	Mike Siklenka claimed off waivers by Philadelphia.
Dec. 11, 2003 –	Jason MacDonald signed NHL contract after having already signed AHL contract to begin season in Hartford.
Jan. 10, 2004 –	Jeff Heerema claimed off waivers from St. Louis.
Jan. 23, 2004 –	Anson Carter to Washington for Jaromir Jagr. 2004 eighth-round pick (Matt Greer) to Columbus for Jamie Pushor.
Jan. 29, 2004 –	Pascal Rheaume claimed off waivers by St. Louis.
March 2, 2004 –	Alexei Kovalev to Montreal for Jozef Balej and 2004 second-round pick (Bruce Graham.)
March 3, 2004 –	Brian Leetch and conditional draft pick (Edmonton's 2004 fourth-round pick – Roman Kukumberg) to Toronto for Maxim Kondratiev, Jarkko Immonen, 2004 first-round pick (later traded), and 2005 second-round pick (Mike Sauer.) Petr Nedved and Jussi Markkanen to Edmonton for Dwight Helminen, Steve Valiquette, and 2004 second-round pick (Dane Byers.)
March 6, 2004 –	Chris Simon and 2004 seventh-round pick (Matt Schneider) to Calgary for Blair Betts, Greg Moore, and Jamie McLennan. Josh Green claimed off waivers from Calgary.
March 8, 2004 –	Vladimir Malakhov to Philadelphia for Rick Kozak and 2005 second-round pick (later traded.) Matthew Barnaby and 2004 third-round pick (Denis Parshin) to Colorado for David Liffiton, Chris McAllister, and Florida's 2004 second-round pick (later traded.)
March 9, 2004 –	Greg de Vries to Ottawa for Karel Rachunek and Alexandre Giroux. Martin Rucinsky to Vancouver for Martin Grenier and R.J. Umberger. Paul Healey to Florida for Jeff Paul. Mike Green claimed off waivers from Florida. Sandy McCarthy claimed off waivers from Boston.
March 23, 2004 –	Thomas Pock signed as free agent.

2004-05 SEASON

June 26, 2004 –	Toronto's 2004 first-round pick and Rangers' compensatory 2004 second-round pick to Calgary for 2004 first-round pick (Lauri Korpikoski) and 2004 eighth-round pick (Jonathan Paiement.) Florida's 2004 second-round pick returned to Florida for Dallas' 2004 compensatory second-round pick (later traded) and 2004 third-round pick (Zdenek Bahensky.) Dallas' 2004 compensatory second-round pick to Phoenix for 2004 second-round pick (Brandon Dubinsky) and 2004 third-round pick (Billy Ryan.)
July 7, 2004 –	Ryan Hollweg signed as free agent.
July 20, 2004 –	Jason Strudwick signed as free agent.
Aug. 10, 2004 –	Michael Nylander signed as free agent.
Aug. 26, 2004 –	Kevin Weekes signed as free agent.

2005-06 SEASON

July 29, 2005 –	Henrik Lundqvist signed to first NHL contract.
July 30, 2005 –	2005 first-round pick (Alex Bourret) and Philadelphia's 2005 second-round pick (Ondrej Pavelec) to Atlanta for San Jose's 2005 first-round pick (Marc Staal.) 2005 second-round pick (Guillaume Lantendresse) to Montreal for 2005 second-round pick (Marc-Andre Cliche) and 2005 third-round pick (Brodie Dupont.)
Aug. 2, 2005 –	Martin Straka and Marek Malik signed as free agents.
Aug. 3, 2005 –	Martin Rucinsky signed as free agent.
Aug. 4, 2005 –	Ville Nieminen and Jason Ward signed as free agents.
Aug. 23, 2005 –	Trevor Gillies and 2007 conditional draft pick (fourth-round pick – later traded) to Anaheim for Steve Rucchin.
Sept. 6, 2005 –	Michal Rozsival signed as free agent.
Sept. 21, 2005 –	Marc Staal signed to first NHL contract.
Sept. 30, 2005 –	Garth Murray to Montreal for Marcel Hossa.
Oct. 7, 2005 –	Jozef Balej and conditional 2006 fifth-round draft pick (conditions not met) to Vancouver for Fedor Fedorov.
Oct. 18, 2005 –	Jamie Lundmark to Phoenix for Jeff Taffe.
Nov. 29, 2005 –	Colton Orr claimed off waivers from Boston.
Jan. 8, 2006 –	Maxim Kondratiev to Anaheim for Petr Sykora and 2007 conditional fourth-round draft pick (return of pick obtained in Aug. 23, 2005, trade –later traded.)
Jan. 24, 2006 –	Jeff Taffe to Phoenix for Martin Sonnenberg.
March 8, 2006 –	Ville Nieminen to San Jose for 2006 third-round pick (later traded.)
March 9, 2006 –	San Jose's 2006 third-round pick to Anaheim for Sandis Ozolinsh.
April 20, 2006 –	Brandon Dubinsky signed to first NHL contract.

ALL-TIME TRANSACTIONS

2006-07 SEASON

May 11, 2006 –	Ryan Callahan signed to first NHL contract.
June 14, 2006 –	Mike Green to Dallas for 2008 conditional fifth-round pick (conditions not met.)
June 24, 2006 –	2006 fourth-round pick (Niclas Andersen) and 2006 fifth-round pick (Martin Nolet) to Los Angeles for 2006 fourth-round pick (David Kveton.) 2007 fourth-round pick (Brett Bruneteau) to Washington for Vancouver's 2006 fifth-round pick Tomas Zaborsky.)
July 1, 2006 –	Matt Cullen signed as free agent. Dan Girardi signed to first NHL contract.
July 3, 2006 –	Aaron Ward signed as free agent.
July 9, 2006 –	Brendan Shanahan signed as free agent.
July 19, 2006 –	Dominic Moore to Nashville for Adam Hall.
Nov. 21, 2006 –	Jakub Petruzalek and 2008 conditional fifth-round draft pick (conditions not met) to Carolina for Brad Isbister.
Jan. 12, 2007 –	Jason Krog claimed off waivers from Atlanta.
Feb. 5, 2007 –	Jason Ward, Marc-Andre Cliché, Jan Marek, and future considerations (2008 third-round pick -- later traded) to Los Angeles for Sean Avery, John Seymour, and future considerations.
Feb. 9, 2007 –	Adam Hall to Minnesota for Pascal Dupuis.
Feb. 27, 2007 –	Aaron Ward to Boston for Paul Mara. Pascal Dupuis and 2007 third-round pick (later traded) to Atlanta for Alex Bourret. Jason Krog claimed off waivers by Atlanta.
March 19, 2007 –	Jason Strudwick signed as free agent.

2007-08 SEASON

May 31, 2007 –	Ryan Russell to Montreal for 2007 seventh-round pick (David Skokan.)
July 1, 2007 –	Chris Drury and Scott Gomez signed as free agents.
July 4, 2007 –	Bryce Lampman to Tampa Bay for Mitch Fritz.
July 17, 2007 –	Matt Cullen to Carolina for Andrew Hutchinson, Joe Barnes, and 2008 third-round pick (Evgeny Grachev.)
Aug. 2, 2007 –	Artem Anisimov signed to first NHL contract.
Aug. 20, 2007 –	Matt Zaba signed as free agent.
Oct. 11, 2007 –	Future considerations (conditional 2008 seventh-round pick -- conditions not met) to Chicago for P.A. Parenteau.
Feb. 26, 2008 –	Al Montoya and Marcel Hossa to Phoenix for Fredrik Sjostrom, Josh Gratton, David LeNeveu, and conditional draft pick (conditions not met.) 2008 fourth-round pick (later returned to Rangers) to St. Louis for Christian Backman.
March 12, 2008 –	Justin Soryal signed as free agent.

2008-09 SEASON

June 21, 2008 –	2008 seventh-round pick (Jani Lajunen) and 2009 fourth-round pick (Nick Oliver) to Nashville for return of Rangers' 2008 fourth-round pick (Dale Weise.) Alex Bourret to Phoenix for Pittsburgh's 2008 third-round pick (Tomas Kundratek.)
July 1, 2008 –	Wade Redden, Aaron Voros, and Patrick Rissmiller signed as free agents.
July 2, 2008 –	Fedor Tyutin and Christian Backman to Columbus for Nikolai Zherdev and Dan Fritsche.
July 3, 2008 –	Markus Naslund and Dmitri Kalinin signed as free agents.
July 14, 2008 –	Ryan Hollweg to Toronto for Pittsburgh's 2009 fifth-round pick (later traded.)
Oct. 14, 2008 –	Tysen Dowzak signed as free agent.
Oct. 20, 2008 –	Devin DiDiomete signed as free agent.
Oct. 30, 2008 –	Hugh Jessiman to Nashville for future considerations (conditional draft pick –conditions not met.)
Jan. 29, 2009 –	Dan Fritsche to Minnesota for Erik Reitz.
Feb. 25, 2009 –	Mark Bell claimed off re-entry waivers from Toronto.
March 3, 2009 –	Sean Avery claimed off re-entry waivers from Dallas.
March 4, 2009 –	Nigel Dawes, Petr Prucha, and Dmitri Kalinin to Phoenix for Derek Morris. 2009 second-round pick (Kenny Ryan) and 2010 conditional draft pick (conditions not met) to Toronto for Nik Antropov. Erik Reitz claimed off re-entry waivers by Toronto.
April 17, 2009 –	Matt Gilroy signed as free agent.

2009-10 SEASON

May 20, 2009 –	Ilkka Heikkinen signed as free agent.
May 26, 2009 –	Michael Del Zotto signed to first NHL contract.
June 27, 2009 –	Return of Pittsburgh's 2009 fifth-round pick (Andy Bathgate) to Penguins for Chad Johnson. 2010 third-round pick (Jordan Weal) to Los Angeles for Brian Boyle.
June 30, 2009 –	Scott Gomez, Tom Pyatt and Mike Busto to Montreal for Christopher Higgins, Pavel Valentenko, and Ryan McDonagh.
July 1, 2009 –	Marian Gaborik and Donald Brashear signed as free agents.
July 2, 2009 –	Chris Chappell signed as free agent.
July 3, 2009 –	Corey Locke signed as free agent.
July 9, 2009 –	Ales Kotalik signed as free agent.
July 13, 2009 –	Lauri Korpikoski to Phoenix for Enver Lisin.
July 16, 2009 –	Brian Fahey to Colorado for Nigel Williams.
July 27, 2009 –	Sam Klassen signed as free agent.
Aug. 17, 2009 –	Vinny Prospal signed as free agent.
Dec. 2, 2009 –	Erik Christensen claimed off waivers from Anaheim.
Feb. 2, 2010 –	Christopher Higgins and Ales Kotalik to Calgary for Olli Jokinen and Brandon Prust.
Feb. 12, 2010 –	Conditional 2011 draft pick (sixth-round pick) to San Jose for Jody Shelley.
Feb. 27, 2010 –	Alex Auld claimed off re-entry waivers from Dallas.
March 3, 2010 –	Jordan Owens to Detroit for Kris Newbury. Miika Wiikman and 2011 seventh-round pick to Phoenix for Anders Eriksson.
March 30, 2010 –	Cam Talbot signed as free agent.

ALL-TIME TRANSACTIONS

2010-11 SEASON

May 26, 2010 –	Mats Zuccarello signed as free agent.
June 26, 2010 –	Bobby Sanguinetti to Carolina for Washington's 2011 second-round pick and 2010 sixth-round pick (Jesper Fasth.)
July 1, 2010 –	Martin Biron and Derek Boogaard signed as free agents. Derek Stepan signed to first NHL contract.
July 6, 2010 –	Ryan McDonagh signed to first NHL contract.
July 9, 2010 –	Aaron Voros and Ryan Hillier to Anaheim for Steve Eminger.
July 27, 2010 –	Alex Frolov signed as free agent.
Aug. 2, 2010 –	Donald Brashear and Patrick Rissmiller to Atlanta for Todd White.
Oct. 4, 2010 –	Ruslan Fedotenko signed as free agent.
Nov. 11, 2010 –	Dane Byers to Columbus for Chad Kolarik.
Nov. 23, 2010 –	Nigel Williams to Anaheim for Stu Bickel.
Jan. 10, 2011 –	Michal Rozsival to Phoenix for Wojtek Wolski.
Feb. 26, 2011 –	Tim Kennedy and 2011 third round pick to Florida for Bryan McCabe.
Feb. 28, 2011 –	2012 seventh-round pick (Viktor Loov) to Toronto for John Mitchell.
Mar. 16, 2011 –	Ryan Bourque signed to first NHL contract. Dylan McIlrath signed to first NHL contract.
Apr. 11, 2011 –	Carl Hagelin signed to first NHL contract.

2011-12 SEASON

May 8, 2011 –	Ethan Werek to Phoenix for Oscar Lindberg.
May 19, 2011 –	Christian Thomas signed to first NHL contract.
June 1, 2011 –	Roman Horak and two 2011 second round picks (Markus Granlund, Tyler Wotherspoon) to Calgary for Tim Erixon and a 2011 fifth round pick (Shane McColgan.)
June 25, 2011 –	Evgeny Grachev to St. Louis for 2011 third round pick (Steven Fogarty.)
June, 29, 2011 –	Bought out Chris Drury.
July 1, 2011 –	Mike Rupp signed as free agent.
July 2, 2011 –	Brad Richards signed as free agent.
July 28, 2011 –	J.T. Miller signed to first NHL contract.
Aug. 16, 2011 –	Andre Deveaux signed as free agent.
Oct. 6, 2011 –	Jeff Woywitka claimed off waivers from Montreal.
Nov. 5, 2011 –	Anton Stralman signed as a free agent.
Feb. 3, 2012 –	Erik Christensen and a conditional 2013 seventh round pick to Minnesota for Casey Wellman.
Feb. 25, 2012 –	Wojtek Wolski to Florida for Mike Vernace and a 2013 third round pick.
Feb. 27, 2012 –	2012 fifth round pick (Travis Brown) to Chicago for John Scott.
April 10, 2012 –	Chris Kreider signed to first NHL contract.

2012-13 SEASON

May 29, 2012 –	Jesper Fast signed to first NHL contract.
May 30, 2012 –	Marek Hrivik signed as free agent.
June 1, 2012 –	Oscar Lindberg signed to first NHL contract.
July 1, 2012 –	Arron Asham and Micheal Haley signed as free agents.
July 3, 2012 –	Taylor Pyatt signed as free agent.
July 9, 2012 –	Jeff Halpern signed as free agent.
July 10, 2012 –	Brandon Segal signed as free agent.
July 20, 2012 –	Casey Wellman to Florida for a 2014 fifth round pick.
July 23, 2012 –	Artem Anisimov, Brandon Dubinsky, Tim Erixon and a 2013 first round pick to Columbus for Rick Nash, Steven Delisle and a conditional 2013 third round pick.
January 16, 2013 –	Bought out Wade Redden.
January 16, 2013 –	Tommy Grant and a conditional pick in 2014 to San Jose for Brandon Mashinter.
January 24, 2013 –	Chad Kolarik to Pittsburgh for Benn Ferriero.
February 4, 2013 –	Mike Rupp to Minnesota for Darroll Powe and Nick Palmieri.
March 6, 2013 –	Roman Hamrlik claimed off waivers from Washington.
April 2, 2013 –	2013 second round pick, 2013 third round pick (via Florida), and a 2014 conditional pick to San Jose for Ryane Clowe.
April 3, 2013 –	Marian Gaborik, Steven Delisle, and Blake Parlett to Columbus for Derick Brassard, Derek Dorsett, John Moore, and a 2014 sixth round pick.

2013-14 SEASON

June 30, 2013-	Benn Ferriero and 2014 sixth-round pick (Chase Lang) to Minnesota for Justin Falk.
July 1, 2013-	Kris Newbury to Philadelphia for Danny Syrvet.
July 2, 2013-	Christian Thomas to Montreal for Danny Kristo.
July 5, 2013-	Dominic Moore, Benoit Pouliot, and Aaron Johnson signed as free agents.
Oct. 20, 2013 –	Martin Biron announced his retirement.
Dec. 6, 2013 –	Brandon Mashinter to Chicago for Kyle Beach.
Jan. 2, 2014 –	Taylor Pyatt claimed off waivers by Pittsburgh. Anthony Duclair signed to first NHL contract.
Jan. 4, 2014 –	2014 seventh-round pick (Spencer Watson) to Los Angeles for Daniel Carcillo.
Jan. 21, 2014 –	David LeNeveu signed as free agent.
Jan. 22, 2014 –	Michael Del Zotto to Nashville for Kevin Klein.
March 5, 2014 –	Ryan Callahan, 2014 first-round pick (later traded), and 2015 first-round pick (later traded) to Tampa Bay for Martin St. Louis. 2015 fifth-round pick to Vancouver (Adam Gaudette) for Raphael Diaz.
June 2, 2014 –	Mackenzie Skapski signed to first NHL contract.

ALL-TIME TRANSACTIONS

2014-15 SEASON

June 20, 2014 –	Bought out Brad Richards.
June 27, 2014 –	Derek Dorsett to Vancouver for 2014 third-round pick (Keegan Iverson).
July 1, 2014 –	Dan Boyle, Tanner Glass, Michael Kostka, Matt Hunwick, Steven Kampfer, and Chris Mueller signed as free agents.
July 19, 2014 –	Lee Stempniak signed as a free agent.
Aug. 20, 2014 –	Kevin Hayes signed as a free agent.
Sept. 11, 2014 –	Ryan Malone signed as a free agent.
March 1, 2015 -	John Moore, Anthony Duclair, 2015 second-round pick (later traded), and 2016 first-round pick to Arizona (later traded) for Keith Yandle, Chris Summers, and 2016 fourth-round pick (Tarmo Reunanen). Lee Stempniak to Winnipeg for Carl Klingberg. 2016 fourth-round pick (Noah Gregor) to San Jose for James Sheppard.
March 10, 2015 -	Adam Tambellini signed to first NHL contract.
April 1, 2015 -	Brady Skjei signed to first NHL contract.

2015-16 SEASON

June 1, 2015 –	Daniel Walcott to Tampa Bay for 2015 seventh-round pick (later traded).
June 27, 2015 –	Carl Hagelin, 2015 second-round pick (Julius Nattinen), and 2015 sixth-round pick (Garrett Metcalf) to Anaheim for Emerson Etem and 2015 second-round pick (Ryan Gropp). Cam Talbot and 2015 seventh-round pick (Ziyat Paigin) to Edmonton for a 2015 second-round pick (later traded), 2015 third-round pick (Sergey Zborovskiy), and 2015 seventh-round pick (Adam Huska). 2015 second-round pick (Jonas Siegenthaler) to Washington for 2015 third-round pick (Robin Kovacs) and 2015 fourth-round pick (Brad Morrison). Ryan Haggerty to Chicago for Antti Raanta.
July 1, 2015 –	Raphael Diaz, Jayson Megna, and Viktor Stalberg signed as free agents. 2017 sixth-round pick to Nashville for Magnus Hellberg.
July 2, 2015 –	Brandon Halverson signed to first NHL contract.
Aug. 10, 2015 –	Jarret Stoll signed as a free agent.
Dec. 15, 2015 –	Jarret Stoll claimed off waivers by Minnesota.
Dec. 31, 2015 –	Ryan Gropp signed to first NHL contract.
Jan. 8, 2016 –	Emerson Etem to Vancouver for Nicklas Jensen and 2017 sixth-round pick.
Jan. 21, 2016 –	Daniel Paille signed as a free agent.
Feb. 28, 2016 –	Aleksi Saarela, 2016 second-round pick (later traded), and 2017 second-round pick to Carolina for Eric Staal. Ryan Bourque to Washington for Chris Brown.
March 28, 2016 –	Boo Nieves signed to first NHL contract.
March 29, 2016 –	Steven Fogarty signed to first NHL contract.

2016-17 SEASON

May 13, 2016 –	Pavel Buchnevich signed to first NHL contract.
June 20, 2016 –	Keith Yandle to Florida for 2016 sixth-round pick (Tyler Wall) and 2017 fourth-round pick.
June 25, 2016 –	2017 fourth-round pick to Colorado for Nick Holden.
July 1, 2016 –	Michael Grabner, Nathan Gerbe, Adam Clendening, and Michael Paliotta signed as free agents.
July 15, 2016 –	Josh Jooris signed as a free agent.
July 18, 2016 –	Robin Kovacs signed to first NHL contract. Derick Brassard and a 2018 seventh-round pick to Ottawa for Mika Zibanejad and a 2018 second-round pick.
July 26, 2016 –	Sergey Zborovskiy signed to first NHL contract.
Aug. 18, 2016 –	John Gilmour signed as a free agent.
Aug. 19, 2016 –	Jimmy Vesey signed as a free agent.
Aug. 26, 2016 –	Brandon Pirri signed as a free agent.
Oct. 16, 2016 –	Justin Fontaine signed as a free agent.
Nov. 8, 2016 –	Dylan McIlrath to Florida for Steven Kampfer and a conditional draft pick.
Nov. 21, 2016 –	Matt Puempel claimed off waivers from Ottawa.
Dec. 11, 2016 –	Josh Jooris claimed off waivers by Arizona.
Feb. 28, 2017 –	2018 second round pick and 2017 third round pick to Detroit for Brendan Smith.
March 1, 2017 –	Justin Fontaine to Edmonton for Taylor Beck.
March 8, 2017 –	Sean Day signed to first NHL contract.
March 16, 2017 –	Tim Gettinger signed to first NHL contract.
March 23, 2017 –	Chris Nell signed as a free agent.
March 27, 2017 –	Vinni Lettieri signed as a free agent.
March 28, 2017 –	Vince Pedrie signed as a free agent.
April 10, 2017 –	Gabriel Fontaine signed to first NHL contract.
May 1, 2017 –	Neal Pionk signed as a free agent.
May 8, 2017 –	Dawson Leedahl signed as a free agent.

ALL-TIME TRANSACTIONS

2017-18 SEASON

June 15, 2017 –	Bought out Dan Girardi.
June 21, 2017 –	Oscar Lindberg claimed by Vegas in NHL Expansion Draft.
June 23, 2017 –	Derek Stepan and Antti Raanta to Arizona for Tony DeAngelo and a 2017 first-round pick (Lias Andersson).
June 24, 2017 –	2017 fourth-round pick (Scott Reedy) to San Jose for a 2017 fourth-round pick (Brandon Crawley) and a 2017 sixth-round pick (Morgan Barron).
July 1, 2017 –	Kevin Shattenkirk, Ondrej Pavelec, Paul Carey, and Cole Schneider signed as free agents.
July 5, 2017 –	David Desharnais signed as a free agent.
July 7, 2017 –	Kevin Klein announced his retirement.
July 13, 2017 –	Lias Andersson signed to first NHL contract.
July 14, 2017 –	Filip Chytil signed to first NHL contract.
July 19, 2017 –	Alexandar Georgiev signed as a free agent.
Oct. 2, 2017 –	Brandon Crawley signed to first NHL contract.
Oct. 9, 2017 –	Adam Cracknell claimed off waivers from Dallas.
Oct. 21, 2017 –	Matt Puempel to Detroit for Ryan Sproul.
Nov. 30, 2017 –	Adam Cracknell to Montreal for Peter Holland.
Dec. 6, 2017 –	Signed Marek Mazanec as a free agent.
Jan. 25, 2018 –	Claimed Cody McLeod off waivers from Nashville.
Feb. 9, 2018 –	Adam Chapie to Washington for John Albert.
Feb. 20, 2018 –	Nick Holden to Boston for Rob O'Gara and a 2018 third-round pick (Joey Keane).
Feb. 22, 2018 –	Michael Grabner to New Jersey for Yegor Rykov and a 2018 second-round pick (later traded).
Feb. 25, 2018 –	Rick Nash to Boston for Ryan Lindgren, Ryan Spooner, Matt Beleskey, a 2018 first-round pick (later traded), and a 2019 seventh-round pick (later traded).
Feb. 26, 2018 –	Ryan McDonagh and J.T. Miller to Tampa Bay for Vladislav Namestnikov, Libor Hajek, Brett Howden, a 2018 first-round pick (Nils Lundkvist), and a 2019 conditional first-round pick. Ryan Graves to Colorado for Chris Bigras.
March 5, 2018 –	Ty Ronning signed to first NHL contract.
March 22, 2018 –	Ryan Lindgren signed to first NHL contract.

2018 OFF-SEASON

May 2, 2018 –	Michael Lindqvist signed as a free agent.
May 3, 2018 –	Ville Meskanen signed as a free agent.
June 22, 2018 –	2018 first-round pick (Jacob Bernard-Docker) and 2018 second-round pick (Jonathan Tychonick) to Ottawa for a 2018 first-round pick (K'Andre Miller).
June 23, 2018 –	2019 seventh-round pick to Carolina for a 2018 seventh-round pick (Riley Hughes).
July 1, 2018 –	Fredrik Claesson signed as a free agent.
Aug. 20, 2018 –	Dustin Tokarski signed as a free agent.
Sept. 11, 2018 –	Steven Kampfer, 2019 fourth-round pick, and conditional seventh-round pick to Boston for Adam McQuaid.

ALL-TIME NHL ENTRY DRAFT SELECTIONS

1963

at Montreal, June 5

ROUND OVERALL	NAME	POS.	TEAM, LEAGUE
1/4	Al Osborne	RW	Weston, Jr. B
2/10	Terry Jones	C	Weston, Midg.
3/15	Mike Cummings	LW	Georgetown, OHL Midget
4/20	Campbell Alleson	D	Portage La Praire, Jr. B

1964

at Montreal, June 11

ROUND OVERALL	NAME	POS.	TEAM, LEAGUE
1/3	Robert Graham	D	Toronto, Midget
2/9	Tim Ecclestone	C	Etobicoke, Jr. B
3/15	Gordon Lowe	D	Toronto, Midget
4/21	Syl Apps Jr.	C	Kingston, Midget

1965

at Montreal, April 27

ROUND OVERALL	NAME	POS.	TEAM, LEAGUE
1/1	Andre Veilleux	RW	Montreal, Jr. B
2/6	George Surmay	G	Winnipeg, MJHL
3/10	Michel Parizeau	LW	Montreal, Jr. B

1966

at Montreal, April 25

ROUND OVERALL	NAME	POS.	TEAM, LEAGUE
1/2	Brad Park	D	Toronto, OHA
2/8	Joey Johnston	C	Peterborough, OHA
3/14	Don Luce	C	Kitchener, OHA
4/20	Jack Egers	LW	Kitchener, Jr. B

1967

at Montreal, June 7

ROUND OVERALL	NAME	POS.	TEAM, LEAGUE
1/6	Robert Dickson	LW	Chatham, OHL
2/15	Brian Tosh	D	Smith Falls, Jr. A

1968

at Montreal, June 13

ROUND OVERALL	NAME	POS.	TEAM, LEAGUE
3/19	Bruce Buchanan	D	Weyburn, WHL

1969

at Montreal, June 12

ROUND OVERALL	NAME	POS.	TEAM, LEAGUE
1/8	Andre Dupont	D	Montreal, OHA
2/12	Pierre Jarry	C	Ottawa, OHA
3/23	Bert Wilson	LW	London, OHA
4/35	Kevin Morrison	RW	St. Jerome, QMJHL
5/47	Bruce Hellemond	D	Moose Jaw, WHL
6/59	Gordon Smith	D	Cornwall, QMJHL

1970

at Montreal, June 11

ROUND OVERALL	NAME	POS.	TEAM, LEAGUE
1/11	Normand Gratton	RW	Montreal, OHA
2/25	Mike Murphy	RW	Toronto, OHA
3/39	Wendell Bennett	RW	Weyburn, SJHL
4/53	Andre St. Pierre	D	Drummondville, QMJHL
5/67	Gary Coalter	RW	Hamilton, OHA
6/81	Duane Wylie	C	St. Catharines, OHA
7/94	Wayne Bell	G	Estevan, WHL
8/106	Pierre Brind'Amour	LW	Montreal, OHA

1971

at Montreal, June 10

ROUND OVERALL	NAME	POS.	TEAM, LEAGUE
1/10	Steve Vickers	LW	Toronto, OHA
1/13	Steve Durbano	D	Toronto, OHA
2/27	Tom Williams	LW	Hamilton, OHA
3/41	Terry West	C	London, OHA
4/55	Jerry Butler	RW	Hamilton, OHA
5/69	Fraser Robertson	D	Lethbridge, AJHL
6/83	Wayne Wood	G	Montreal, OHA
7/96	Doug Keeler	C	Ottawa, OHA
7/97	Jean-Denis Royal	D	St. Jerome, QMJHL
9/109	Eugene Sobchuk	C	Regina, WHL
10/110	Jim Ivison	D	Brandon, WHL
11/111	Andre Peloffy	C	Rosemount, QMJHL
12/112	Elston Evoy	C	Sault Ste. Marie, OHA
13/114	Gerald Lacompte	D	Sherbrooke, QMJHL
14/115	Wayne Forsey	LW	Swift Current, WHL
15/116	Bill Forrest	D	Hamilton, OHA

1972

at Montreal, June 8

ROUND OVERALL	NAME	POS.	TEAM, LEAGUE
1/10	Al Blanchard	RW	Kitchener, OHA
1/15	Bob MacMillan	C	St. Catharines, OHA
2/21	Larry Sacharuk	D	Saskatoon, WHL
2/31	Rene Villemure	LW	Shawinigan, QMJHL
3/48	Gerry Teeple	C	Cornwall , QMJHL
4/63	Doug Horbul	LW	Calgary, WHL
5/78	Marty Gateman	D	Hamilton, OHA
6/95	Ken Ireland	C	New Westminster, WHL
7/111	Jeff Hunt	RW	Winnipeg, WHL
8/127	Yvon Blais	LW	Cornwall, QMJHL
9/137	Pierre Archambault	D	St. Jerome, QMJHL

1973

at Montreal, May 15

ROUND OVERALL	NAME	POS.	TEAM, LEAGUE
1/14	Rick Middleton	RW	Oshawa, OHA
2/30	Pat Hickey	RW	Hamilton, OHA
3/46	John Campbell	LW	Sault Ste. Marie, OHA
4/62	Brian Movik	D	Calgary, WHL
5/78	Pierre Laganiere	RW	Sherbrooke, QMJHL
6/94	Dwayne Pentland	D	Brandon, WHL

1974

at Montreal, May 28

ROUND OVERALL	NAME	POS.	TEAM, LEAGUE
1/14	Dave Maloney	D	Kitchener, OHA
2/32	Ron Greschner	D	New Westminster, WHL
3/50	Jerry Holland	LW	Calgary, WHL
4/68	Boyd Anderson	LW	Medicine Hat, WHL
5/86	Dennis Olmstead	C	Univ. of Wisc., WCHA
6/104	Eddie Johnstone	RW	Medicine Hat, WHL
7/122	John Memryk	G	Winnipeg, WHL
8/139	Greg Holst	C	Kingston, OHA
9/156	Claude Arvisais	C	Shawinigan, QMJHL
10/171	Ken Dodd	LW	New Westminster, WHL
11/186	Ralph Krentz	LW	Brandon, WHL
12/198	Larry Jacques	RW	Ottawa, OHA
13/208	Tom Gastle	LW	Peterborough, OHA
14/218	Eric Brubacher	C	Kingston, OHA
15/224	Russell Hall	RW	Winnipeg, WHL
16/227	Bill Kriski	G	Winnipeg, WHL
17/230	Kevin Treacy	RW	Cornwall, QMJHL
18/233	Ken Gassoff	C	Medicine Hat, WHL
19/236	Clifford Bast	D	Medicine Hat, WHL
20/239	Jim Mayer	RW	Mich. Tech, WCHA
21/241	Warren Miller	RW	Univ. of Minn., WCHA
22/243	Kevin Walker	D	Cornell University, ECAC
23/245	Jim Warner	RW	Minnesota, Midwest Jr.

1975

at Montreal, June 3

ROUND OVERALL	NAME	POS.	TEAM, LEAGUE
1/12	Wayne Dillon	C	Toronto, OHA
2/30	Doug Soetaert	G	Edmonton, WHL
3/48	Greg Hickey	LW	Hamilton, OHA
4/66	Bill Cheropita	G	St. Catharines, OHA
5/84	Larry Huras	D	Kitchener, OHA
6/102	Randy Koch	LW	Univ. of Vermont, ECAC
7/120	Claude Larose	LW	Sherbrooke, QMJHL
8/138	Bill Hamilton	RW	St. Catherine's, OHA
9/154	Bud Stefanski	C	Oshawa, OHA
10/169	Dan Beaulieu	LW	Quebec, QMJHL
11/184	John McMorrow	C	Providence Coll., ECAC
12/195	Tom McNamara	G	Univ. of Vermont, ECAC
13/200	Steve Roberts	D	Providence Coll., ECAC
13/201	Paul Dionne	D	Princeton Univ., ECAC
14/205	Cecil Luckern	RW	U. of New Hamp., ECAC
15/209	John Corriveau	RW	U. of New Hamp., ECAC
16/212	Tom Funke	LW	Fargo, Midwest Jr.

1976

at Montreal, June 1

ROUND OVERALL	NAME	POS.	TEAM, LEAGUE
1/6	Don Murdoch	RW	Medicine Hat, WHL
2/24	Dave Farrish	D	Sudbury, OHA
3/42	Mike McEwen	D	Toronto, OHA
4/60	Claude Periard	LW	Trois Rivieres , QMJHL
5/78	Doug Gaines	C	St. Catharines, OHA
6/96	Barry Scully	RW	Kingston, OHA
7/112	Remi Levesque	LW	Quebec, QMJHL

1977

at Montreal, June 14

ROUND OVERALL	NAME	POS.	TEAM, LEAGUE
1/8	Lucien DeBlois	RW	Sorel, QMJHL
1/13	Ron Duguay	C	Sudbury, OHA
2/26	Mike Keating	LW	St. Catharines, OHA
3/44	Steve Baker	G	Union College, (IN)
4/62	Mario Marois	D	Quebec, QMJHL
5/80	Benoit Gosselin	LW	Trois Rivieres, QMJHL
6/98	John Bethel	LW	Boston University, ECAC
7/116	Robert Sullivan	C	Chicoutimi, QMJHL
8/131	Lance Nethery	LW	Cornell University, ECAC
9/146	Alex Jeans	RW/C	Univ. of Toronto, OUAA
10/157	Peter Raps	LW	West. Mich. Univ., CCHA
11/164	Mike Brown	RW	West. Mich. Univ., CCHA
12/171	Mark Miler	LW	Univ. of Michigan, WCHA

ALL-TIME NHL ENTRY DRAFT SELECTIONS

1978

at Montreal, June 15

ROUND OVERALL	NAME	POS.	TEAM, LEAGUE
2/26	Don Maloney	LW	Kitchener, OHA
3/43	Ray Markham	C	Flin Flon, WHL
3/44	Dean Turner	D	Univ. of Michigan, WCHA
4/59	Dave Silk	RW	Boston University, ECAC
4/60	Andre Dore	D	Quebec, OHL
5/76	Mike McDougal	RW	Port Huron, IHL
6/93	Tom Laidlaw	D	North. Mich Univ., CCHA
7/110	Dan Clark	D	Milwaukee, IHL
8/127	Greg Kostenko	D	Ohio State Univ., CCHA
8/144	Brian McDavid	D	Sudbury, OHA
9/161	Mark Rodrigues	G	Yale University, ECAC
10/176	Steve Weeks	G	North. Mich. Univ., CCHA
11/192	Pierre Daigneault	LW	St. Laurent Coll., QUAA
12/206	Chris McLaughlin	D	Dartmouth Coll. , ECAC
13/217	Todd Johnson	C	Boston University, ECAC
13/223	Dan McCarthy	C	Sudbury, OHA

1979

at Montreal, August 9

ROUND OVERALL	NAME	POS.	TEAM, LEAGUE
1/13	Doug Sulliman	LW	Kitchener, OHA
2/34	Ed Hospodar	D	Ottawa, OHA
4/76	Pat Conacher	C	Saskatoon, WHL
5/97	Dan Makuch	RW	Clarkson University, ECAC
6/118	Stan Adams	C	Niagara Falls, OHA

1980

at Montreal, June 11

ROUND OVERALL	NAME	POS.	TEAM, LEAGUE
1/14	Jim Malone	C	Toronto, OHA
2/35	Mike Allison	C	Sudbury, OHA
4/77	Kurt Kleinendorst	C	Providence Coll., ECAC
5/98	Scot Kleinendorst	D	Providence Coll., ECAC
6/119	Reijo Ruotsalainen	D	Karpat, Finland
7/140	Bob Scurfield	C	West. Mich. Univ., CCHA
8/161	Bart Wilson	D	Toronto, OHA
9/182	Chris Wray	RW	Boston College, ECAC
10/203	Anders Backstrom	D	Brynas, Sweden

1981

at Montreal, June 10

ROUND OVERALL	NAME	POS.	TEAM, LEAGUE
1/9	James Patrick	D	Prince Albert, SJHL
2/30	Jan Erixon	RW	Skelleftea, Sweden
3/50	Peter Sundstrom	LW	Bjorkloven, Sweden
3/51	Mark Morrison	C	Victoria, WHL
4/72	John Vanbiesbrouck	G	Sault Ste. Marie, OHA
6/114	Eric Magnuson	C	RPI, ECAC
7/135	Mike Guentzel	D	Coleraine H.S., (MN)
8/156	Ari Lahtenmaki	RW	IFK Helsinki, Finland
9/177	Paul Reifenberger	RW/C	Anoka H.S., (MN),
10/198	Mario Proulx	G	Providence Coll., ECAC

1982

at Montreal, June 9

ROUND OVERALL	NAME	POS.	TEAM, LEAGUE
1/15	Chris Kontos	C	Toronto , OHL
2/36	Tomas Sandstrom	RW	Farjestads, Sweden
3/57	Corey Millen	C	Cloquet H.S., (MN)
4/78	Chris Jensen	C	Kelowna, BCJHL
6/120	Tony Granato	C	Northwood Prep, (NY)
7/141	Sergei Kapustin	LW	Central Red Army, USSR
8/160	Brian Glynn	C	Buffalo, NAJHL
8/162	Jan Karlsson	D	Kiruna, Sweden
9/183	Kelly Miller	C	Mich. St. Univ., CCHA
10/193	Simo Saarinen	D	IFK Helsinki, Finland
10/204	Bob Lowes	C	Prince Albert, SJHL
11/225	Andy Otto	D	Northwood Prep, (NY)
12/246	Dwayne Robinson	D	U. of N. Hamp., HE

1983

at Montreal, June 8

ROUND OVERALL	NAME	POS.	TEAM, LEAGUE
1/12	Dave Gagner	C	Brantford, OHL
2/33	Randy Heath	LW	Portland, WHL
3/49	Vesa Salo	D	Lukko, Finland
3/53	Gordon Walker	LW	Portland, WHL
4/73	Peter Andersson	D	Orebo IK, Sweden
5/93	Jim Andonoff	RW	Belleville, OHL
6/113	Bob Alexander	D	Rosemount H.S., (MN)
7/133	Steve Orth	C	St. Cloud Tech H.S., (MN)
8/153	Peter Marcov	LW	Welland, Ont. Jr. B
9/173	Paul Jerrard	D/RW	Notre Dame H.S., (Sask.)
11/213	Bryan Walker	D	Portland, WHL
12/233	Ulf Nilsson	G	Skelleftea, Sweden

1984

at Montreal, June 9

ROUND OVERALL	NAME	POS.	TEAM, LEAGUE
1/14	Terry Carkner	D	Peterborough, OHL
2/35	Raimo Helminen	C	Ives, Finland
4/77	Paul Broten	C	Roseau H.S., (MN)
5/98	Clark Donatelli	LW	Stratford, Ont. Jr. B
6/119	Kjell Samuelsson	D	Leksand, Sweden
7/140	Tom Hussey	LW	St. Andrew's H.S., (Ont.)
8/161	Brian Nelson	C	Wilmar H.S., (MN)
9/182	Ville Kentala	LW	IFK Helsinki, Finland
9/188	Heinz Ehlers	C	Leksand, Sweden
10/202	Kevin Miller	C	Redford, NAJHL
11/223	Tom Lorentz	C	Brady H.S., (MN)
12/243	Scott Brower	G	Lloydminster, SJHL

1985

at Toronto, June 15

ROUND OVERALL	NAME	POS.	TEAM, LEAGUE
1/7	Ulf Dahlen	C	Ostersund, Sweden
2/28	Mike Richter	G	Northwood Prep, (NY)
3/49	Sam Lindstahl	G	Sodertalje, Sweden
4/70	Pat Janostin	D	Notre Dame H.S., (Sask.)
5/91	Brad Stepan	LW	Hastings H.S., (MN)
6/112	Brian McReynolds	C	Orillia, OHL
7/133	Neil Pilon	D	Kamloops, WHL
8/154	Larry Bernard	LW	Seattle, WHL
9/175	Stephane Brochu	D	Quebec, QMJHL
10/196	Steve Nemeth	C	Lethbridge, WHL
11/217	Robert Burakovski	LW	Leksand, Sweden
12/238	Rudy Poeschek	D	Kamloops, WHL

1986

at Montreal, June 21

ROUND OVERALL	NAME	POS.	TEAM, LEAGUE
1/9	Brian Leetch	D	Avon Old Farms Prep, (CT)
3/51	Bret Walter	C	Univ. of Alberta, CWUAA
3/53	Shaun Clouston	RW	Univ. of Alberta, CWUAA
4/72	Mark Janssens	C	Regina, WHL
5/93	Jeff Bloemberg	D	North Bay, OHL
6/114	Darren Turcotte	C	North Bay, OHL
7/135	Robb Graham	RW	Guelph, OHL
8/156	Barry Chyzowski	C	St. Albert, AJHL
9/177	Pat Scanlon	LW/C	Cretin H.S., (MN)
10/198	Joe Ranger	D	London, OHL
11/219	Russell Parent	D	S. Winnipeg, MJHL
12/240	Soren True	LW	Skobakken, Denmark

1987

at Detroit, June 13

ROUND OVERALL	NAME	POS.	TEAM, LEAGUE
1/10	Jayson More	D	New Westminster, WHL
2/31	Daniel Lacroix	LW	Granby, QMJHL
3/46	Simon Gagne	RW	Laval, QMJHL
4/69	Michael Sullivan	C	Boston Univ., HE
5/94	Erik O'Borsky	C	Yale University, ECAC
6/115	Ludek Cajka	D	Dukla Jihlava, Czech.
7/136	Clint Thomas	D	RPI, ECAC
8/157	Chuck Wiegand	C	Essex Junction H.S., (VT)
9/178	Eric Burrill	RW	Tartan H.S., (MN)
10/199	David Porter	LW	North. Mich. U., WCHA
10/205	Bret Barnett	RW	Wexford, Ont. Jr. B
11/220	Lance Marciano	D	Choate Prep, (CT)

1988

at Montreal, June 11

ROUND OVERALL	NAME	POS.	TEAM, LEAGUE
2/22	Troy Mallette	C	Sault Ste. Marie, OHL
2/26	Murray Duval	D	Spokane, WHL
4/68	Tony Amonte	RW	Thayer Academy, (MA)
5/99	Martin Bergeron	C	Drummondville, QMJHL
6/110	Dennis Vial	D	Hamilton, OHL
7/131	Mike Rosati	G	Hamilton, OHL
8/152	Eric Couvrette	LW	St. Jean, QMJHL
9/173	Patrick Forrest	D	St. Cloud State, WCHA
10/194	Paul Cain	C	Cornwall, OHL
10/202	Eric Fenton	C	N. Yarmouth Prep, (MA)
11/215	Peter Fiorentino	D	Sault Ste. Marie, OHL
12/236	Keith Slifstein	RW	Choate Prep, (CT)

1989

at Minnesota, June 17

ROUND OVERALL	NAME	POS.	TEAM, LEAGUE
1/20	Steven Rice	RW	Kitchene, OHL
2/40	Jason Prosofsky	RW	Medicine Hat, WHL
3/45	Rob Zamuner	C	Guelph, OHL
3/49	Louie DeBrusk	LW	London, OHL
4/67	Jim Cummins	RW	Michigan State, CCHA
5/88	Aaron Miller	D	Niagara Scenics, NAHL
6/118	Joby Messier	D	Michigan State, CCHA
7/139	Greg Leahy	C	Portland, WHL
8/160	Greg Spenrath	LW	Tri-City, WHL
9/181	Mark Bavis	C	Cushing Academy, (MA)
10/202	Roman Oksiuta	RW	Khimik Voskresensk, Russia
11/223	Steve Locke	LW	Niagara Falls, OHL
12/244	Ken MacDermid	LW	Hull, QMJHL

ALL-TIME NHL ENTRY DRAFT SELECTIONS

1990

at Vancouver, June 16

ROUND OVERALL	NAME	POS.	TEAM, LEAGUE
1/13	Michael Stewart	D	Michigan State, CCHA
2/34	Doug Weight	C	Lake Superior St., CCHA
3/55	John Vary	D	North Bay, OHL
4/69	Jeff Nielsen	RW	Grand Rapids H.S., (MN)
4/76	Rick Willis	LW	Pingree Prep, (MA)
5/85	Sergei Zubov	D	CSKA, Sov. Elite
5/99	Lubos Rob	C	Budejovice, Czech.
6/118	Jason Weinrich	D	Springfield H.S., (MA)
7/139	Bryan Lonsinger	D	Choate Prep, (CT)
8/160	Todd Hedlund	RW	Roseau H.S., (MN)
9/181	Andrew Silverman	D	Beverly H.S., (MA)
10/202	Jon Hillebrandt	G	Monona Grove H.S., (WI)
11/223	Brett Lievers	C	Wayzata H.S., (MN)
12/244	Sergei Nemchinov	C	Soviet Wings, Russia

1991

at Buffalo, June 9

ROUND OVERALL	NAME	POS.	TEAM, LEAGUE
1/15	Alexei Kovalev	LW	Dynamo Moscow, USSR
2/37	Darcy Werenka	D	Lethbridge, WHL
5/96	Corey Machanic	D	U. of Vermont, ECAC
6/125	Fredrik Jax	RW	Leksand, Swe. El.
6/128	Barry Young	D	Sudbury, OHL
7/147	John Rushin	C	Kennedy, USS
8/169	Corey Hirsch	G	Kamloops, WHL
9/191	Vjateslav Uvaev	D	Spartkak Moscow, USSR
10/213	Jamie Ram	G	Mich. Tech Univ., WCHA
11/235	Vitali Chinakov	C	Torpedo Jaroslav, USSR
12/257	Brian Wiseman	C	Univ. of Michigan, CCHA

1992

at Montreal, June 20

ROUND OVERALL	NAME	POS.	TEAM, LEAGUE
1/24	Peter Ferraro	C/R	Waterloo, USJHL
2/48	Mattias Norstrom	D/L	AIK, Swe. El.
3/72	Eric Cairns	D/L	Detroit, OHL
4/85	Chris Ferraro	RW/R	Waterloo, USJHL
5/120	Dimitri Starostenko	RW/L	CSKA Moscow, CIS
6/144	Davide Dal Grande	D/L	Ottawa, Tier 2
7/168	Matt Oates	LW/L	Miami of Ohio, WCHA
8/192	Mickey Elick	D	Univ. of Wisc., WCHA
9/216	Dan Brierley	D/L	Choate Prep, (CT)
10/240	Vladimir Vorobiev	RW/L	Met. Cherepovets, CIS

1993

at Quebec, June 26

ROUND OVERALL	NAME	POS.	TEAM, LEAGUE
1/8	Niklas Sundstrom	C	Modo, Sweden El.
2/34	Lee Sorochan	D	Lethbridge, WHL
3/61	Maxim Galanov	D	Lada Togilatti, CIS
4/86	Sergei Olympijev	C	Dynamo Minsk, CIS
5/112	Gary Roach	D	Sault Ste. Marie, OHL
6/138	Dave Trofimenkoff	G	Lethbridge, WHL
7/162	Sergei Kondrashkin	RW	Cheropovets, CIS
7/164	Todd Marchant	C	Clarkson Univ., ECAC
8/190	Eddy Campbell	D	Omaha Jr. A, Tier 2
9/216	Ken Shepard	G	Oshawa, OHL
10/242	Andrei Kudinov	C	Chelyabinsk, CIS
11/261	Pavel Komarov	D	Nizhni Novgorod, CIS
11/268	Maxim Smelnitski	C	Chelyabinsk, CIS

1994

at Hartford, June 28-29

ROUND OVERALL	NAME	POS.	TEAM, LEAGUE
1/26	Dan Cloutier	G	Sault Ste. Marie, OHL
2/52	Rudolf Vercik	LW	Slovan Bratislava, Slovakia
3/78	Adam Smith	D	Tacoma, WHL
4/100	Alexander Korobolin	D	Chelyabinsk, Russia
4/104	Sylvain Blouin	D	Laval, QMJHL
5/130	Martin Ethier	D	Beauport, QMJHL
6/135	Yuri Litvinov	C	Krylja Sovetov, Russia
6/156	David Brosseau	C	Shawinigan, QMJHL
7/182	Alexei Lazarenko	W	CSKA, Rus. El.
8/208	Craig Anderson	D	Park Center H.S., (MN)
9/209	Vitali Yeremeyev	G	Ust-Kamenogorsk, Russia
9/234	Eric Boulton	LW	Oshawa, OHL
10/260	Radoslav Kropac	RW	Slovan Bratislava, Slovakia
11/267	Jamie Butt	LW	Tacoma, WHL
11/286	Kim Johnsson	D	Malmo, Sweden

1995

at Edmonton, July 8

ROUND OVERALL	NAME	POS.	TEAM, LEAGUE
2/39	Christian Dube	C	Sherbrooke, QMJHL
3/65	Mike Martin	D	Windsor, OHL
4/91	Marc Savard	C	Oshawa, OHL
5/110	Alexei Vasiliev	D	Yaroslavl, CIS
5/117	Dale Purinton	D	Tacoma, WHL
6/143	Peter Slamiar	RW	Zvolen, Jr., Slovakia
7/169	Jeff Heil	G	Wisconsin-River Falls, NCHA
8/195	Ilja Gorohov	D	Yaroslavl, CIS
9/221	Bob Maudie	C	Kamloops, WHL

1996

at St. Louis, June 22

ROUND OVERALL	NAME	POS.	TEAM, LEAGUE
1/22	Jeff Brown	D	Sarnia, OHL
2/48	Daniel Goneau	LW	Granby, QMJL
3/76	Dmitri Subbotin	LW	CSKA, Rus.Elite
5/131	Colin Pepperall	LW	Niagara Falls, OHL
6/158	Ola Sandberg	D	Djurgarden, Sweden
7/185	Jeff Dessner	D	Taft, USJHL
8/211	Ryan McKie	D	London, OHL
9/237	Ronnie Sundin	D	Vastra F. Goteborg, Sweden

1997

at Pittsburgh, June 21

ROUND OVERALL	NAME	POS.	TEAM, LEAGUE
1/19	Stefan Cherneski	RW	Brandon, WHL
2/46	Wes Jarvis	D	Kitchener, OHL
3/73	Burke Henry	D	Brandon, WHL
4/93	Tomi Kallarsson	D	HPK Jr., Finland
5/126	Jason McLean	G	Moose Jaw, WHL
5/134	Johan Lindbom	LW	HV 71, Sweden
6/136	Mike York	C	Michigan State, CCHA
6/154	Shawn Degagne	G	Kitchener, OHL
7/175	Johan Holmqvist	G	Brynas Gavle, Sweden
7/182	Mike Mottau	D	Boston College, HE
8/210	Andrew Proskurnicki	LW	Sarnia, OHL
9/236	Richard Miller	D	Providence College, HE

1998

at Buffalo, June 27

ROUND OVERALL	NAME	POS.	TEAM, LEAGUE
1/7	Manny Malhotra	C	Guelph, OHL
2/40	Randy Copley	RW	Cape Breton, QMJHL
3/66	Jason LaBarbera	G	Tri Cities, WHL
4/114	Boyd Kane	LW	Regina, WHL
5/122	Patrick Leahy	RW	Miami University, CCHA
5/131	Tomas Kloucek	D	Slavia Praha Jr., Czech Republic
7/180	Stefan Lundqvist	RW	Brynas Gavle, Sweden
8/207	Johan Witehall	RW	Leksand, Sweden
9/235	Jan Mertzig	D	Lulea, Sweden

1999

at Boston, June 26

ROUND OVERALL	NAME	POS.	TEAM, LEAGUE
1/4	Pavel Brendl	RW	Calgary, WHL
1/9	Jamie Lundmark	C	Moose Jaw, WHL
2/59	David Inman	C	Notre Dame, CCHA
3/79	Johan Asplund	G	Brynas Gavle, Sweden
3/90	Patrick Aufiero	D	Boston Univ., HE
5/137	Garett Bembridge	RW	Saskatoon, WHL
6/177	Jay Dardis	C	Proctor, USHS
7/197	Arto Laatikainen	D	Espoo, Finland
8/226	Evgeny Gusakov	LW	Togliatti, Russia
9/251	Petter Henning	RW	MoDo, Sweden
9/254	Alexei Bulatov	LW	Yekateringburg, Russia

2000

at Calgary, June 24-25

ROUND OVERALL	NAME	POS.	TEAM, LEAGUE
2/64	Filip Novak	D	Regina, WHL
3/95	Dominic Moore	C	Harvard, ECAC
4/112	Premsyl Duben	D	Jihlava, Slovakia
5/140	Nathan Martz	C	Chilliwack, BCJHL
5/143	Brandon Snee	G	Union College, ECAC
6/175	Sven Helfenstein	C/RW	Kloten Jr., Switzerland
7/205	Henrik Lundqvist	G	Frolunda, Sweden
8/238	Danny Eberly	D	RPI, ECAC
9/269	Martin Richter	D	SaiPa, Finland

2001

at Florida, June 23-24

ROUND OVERALL	NAME	POS.	TEAM, LEAGUE
1/10	Dan Blackburn	G	Kootenay, WHL
2/40	Fedor Tyutin	D	St. Petersburg, Russia
3/79	Garth Murray	C	Regina, WHL
4/113	Bryce Lampman	D	Omaha, USHL
5/139	Shawn Collymore	RW	Quebec, QMJHL
6/176	Marek Zidlicky	D	IFK, Finland
7/206	Petr Preucil	C	Quebec, QMJHL
7/226	Pontus Petterstrom	F	Tingsryd, Sweden Jr.
8/230	Leonid Zhvachkin	D	Podolsk, Jr., Russia
8/238	Ryan Hollweg	C	Medicine Hat, WHL
9/269	Juris Stals	C	Lukko, Finland

2002

at Toronto, June 22-23

ROUND OVERALL	NAME	POS.	TEAM, LEAGUE
2/33	Lee Falardeau	RW	Michigan State, CCHA
3/81	Marcus Jonasen	LW	Vasteras, Sweden
4/127	Nathan Guenin	D	Green Bay, USHL
5/143	Mike Walsh	LW	Compuware, NAHL
6/177	Jake Taylor	D	Green Bay, USHL
6/194	Kim Hirschovits	C	IFK Helsinki, Finland
7/226	Joseph Crabb	RW	Green Bay, USHL
8/240	Petr Prucha	RW	Pardubice, Czech Republic
9/270	Rob Flynn	RW	Harvard, ECAC

ALL-TIME NHL ENTRY DRAFT SELECTIONS

2003

at Nashville, June 21-22

ROUND OVERALL	NAME	POS.	TEAM, LEAGUE
1/12	Hugh Jessiman	RW	Dartmouth,ECAC
2/50	Ivan Baranka	D	Dubnica, Slovakia
3/75	Ken Roche	C	St. Sebastian's Prep
4/122	Corey Potter	D	Michigan State, CCHA
5/149	Nigel Dawes	LW	Kootenay, WHL
6/176	Ivan Dornic	C	Bratislava, Slovakia
6/179	Philippe Furrer	D	Bern,Switzerland
6/180	Chris Holt	G	United States Juniors
7/209	Dylan Reese	D	Pittsburgh, NAHL
8/243	Jan Marek	F	Trinec, Czech Republic

2004

at Carolina, June 26-27

ROUND OVERALL	NAME	POS.	TEAM, LEAGUE
1/6	Alvaro Montoya	G	Univ. of Michigan, CCHA
1/19	Lauri Korpikoski	LW	TPS Tuku, Finland Jr.
2/36	Darin Olver	C	Northern Michigan, CCHA
2/48	Dane Byers	LW	Prince Albert, WHL
2/51	Bruce Graham	C	Moncton, QMJHL
2/60	Brandon Dubinsky	C	Portland, WHL
3/73	Zdenek Bahensky	RW	Litvinov, Czech. Jr.
3/80	Billy Ryan	C	Cushing Academy, USHSE
4/127	Ryan Callahan	RW	Guelph, OHL
5/135	Roman Psurny	LW	Zlin, Czech Republic, Jr.
6/169	Jordan Foote	LW	Nanaimo, BCHL
8/247	Jonathan Paiment	D	Lewiston, QMJHL
9/266	Jakub Petruzalek	RW	Livinov, Czech Republic

2005

at Ottawa, July 30

ROUND OVERALL	NAME	POS.	TEAM, LEAGUE
1/12	Marc Staal	D	Sudbury, OHL
2/40	Michael Sauer	D	Portland, WHL
2/56	Marc-Andre Cliche	RW	Lewiston, QMJHL
3/66	Brodie Dupont	C	Calgary, WHL
3/77	Dalyn Flatt	D	Saskatoon, WHL
4/107	Tom Pyatt	C	Saginaw, OHL
5/147	Trevor Koverko	D	Owen Sound, OHL
6/178	Greg Beller	LW	Lake of the Woods, USHSE
7/211	Ryan Russell	C	Kootenay, WHL

2006

at Vancouver, June 24

ROUND OVERALL	NAME	POS.	TEAM, LEAGUE
1/21	Bobby Sanguinetti	D	Owen Sound, OHL
2/54	Artem Anisimov	C	Yaroslavl-2, Russia
3/84	Ryan Hillier	LW	Halifax, QMJHL
4/104	David Kveton	RW	Vsetin, Czech Republic
5/137	Tomas Zaborsky	F	Trencin, Slovakia Jr.
6/174	Eric Hunter	LW	Prince George, WHL
7/204	Lukas Zeliska	C	Trinec, Czech Republic

2007

at Columbus, June 22-23

ROUND OVERALL	NAME	POS.	TEAM, LEAGUE
1/17	Alexei Cherepanov	RW	Omsk, Russia
2/48	Antoine Lafleur	G	PEI, QMJHL
5/138	Max Campbell	C	Strathroy, OJHL-B
6/168	Carl Hagelin	LW	Sodertalje, Sweden Jr.
7/193	David Skokan	C	Rimouski, QMJHL
7/198	Danny Hobbs	RW	Ohio, USHL

2008

at Ottawa, June 20-21

ROUND OVERALL	NAME	POS.	TEAM, LEAGUE
1/20	Michael Del Zotto	D	Oshawa, OHL
2/51	Derek Stepan	C	Shattuck-St. Mary's, H.S.-MN
3/75	Evgeny Grachev	C	Yaroslavl-2, Russia
3/90	Tomas Kundratek	D	Trinec, Czech Republic
4/111	Dale Weise	RW	Swift Current, WHL
5/141	Chris Doyle	C	P.E.I, QMJHL
6/171	Mitch Gaulton	D	Erie, OHL

2009

at Montreal, June 26-27

ROUND OVERALL	NAME	POS.	TEAM, LEAGUE
1/19	Chris Kreider	F	Phillips Andover, HS-MA
2/47	Ethan Werek	F	Kingston, OHL
3/80	Ryan Bourque	F	USA U-18, USDP
5/127	Roman Horak	F	HC Ceske Budejovice, CZE-JR
5/140	Scott Stajcer	G	Owen Sound, OHL
6/170	Daniel Maggio	D	Sudbury, OHL
7/200	Mikhail Pashnin	D	Mechel, RUS-2

2010

at Los Angeles, June 25-26

ROUND OVERALL	NAME	POS.	TEAM, LEAGUE
1/10	Dylan McIlrath	D	Moose Jaw, OHL
2/40	Christian Thomas	RW	Oshawa, OHL
4/100	Andrew Yogan	F	Erie, OHL
5/130	Jason Wilson	LW	Owen Sound, OHL
6/157	Jesper Fast	RW	HV 71 Jr., SWE-JR
7/190	Randy McNaught	RW	Saskatoon, WHL

2011

at St. Paul, June 24-25

ROUND OVERALL	NAME	POS.	TEAM, LEAGUE
1/15	J.T. Miller	C	USA U-18, USNTDP
3/72	Steven Fogarty	C	Edina High, HIGH-MN
4/106	Michael St. Croix	C	Edmonton, WHL
5/134	Shane McColgan	RW	Kelowna, WHL
5/136	Samuel Noreau	D	Baie Comeau, QMJHL
6/172	Peter Ceresnak	D	Trencin Jr., Slovokia-Jr.

2012

at Pittsburgh, June 22-23

ROUND OVERALL	NAME	POS.	TEAM, LEAGUE
1/28	Brady Skjei	D	USA U-18, USNTDP
2/59	Boo Nieves	C	Kent School, HIGH-CT
4/119	Calle Andersson	D	Farjestad Jr., SWE-JR
5/142	Thomas Spelling	RW	Herning, Denmark

2013

at Newark, June 30

ROUND OVERALL	NAME	POS.	TEAM, LEAGUE
3/65	Adam Tambellini	C	Surrey, BCHL
3/75	Pavel Buchnevich	LW	Cheropovets, RUS-JR
3/80	Anthony Duclair	LW	Quebec, QMJHL
4/110	Ryan Graves	D	P.E.I., QMJHL
6/170	Mackenzie Skapski	G	Kootenay, WHL

2014

at Philadelphia, June 27-28

ROUND OVERALL	NAME	POS.	TEAM, LEAGUE
2/59	Brandon Halverson	G	Sault Ste. Marie, OHL
3/85	Keegan Iverson	RW	Portland, WHL
4/104	Ryan Mantha	D	Indiana, USHL
4/118	Igor Shesterkin	G	MHK Spartak, Russia-Jr.
5/122	Richard Nejezchleb	LW	Brandon, WHL
5/140	Daniel Walcott	D	Blainville-Boisbriand, QMJHL
5/142	Tyler Nanne	D	Edina High, HIGH-MN

2015

at Florida, June 26-27

ROUND OVERALL	NAME	POS.	TEAM, LEAGUE
2/41	Ryan Gropp	LW	Seattle, WHL
3/62	Robin Kovacs	RW	AIK, Allsvenskan
3/79	Sergey Zborovskiy	D	Regina, WHL
3/89	Aleksi Saarela	C	Assat, Liiga
4/113	Brad Morrison	C	Prince George, WHL
4/119	Daniel Bernhardt	RW	Djurgardens Jr., SuperElit
7/184	Adam Huska	G	Green Bay, USHL

2016

at Buffalo, June 24-25

ROUND OVERALL	NAME	POS.	TEAM, LEAGUE
3/81	Sean Day	D	Mississauga, OHL
4/98	Tarmo Reunanen	D	TPS U20, Jr. Liiga
5/141	Tim Gettinger	LW	Sault Ste. Marie, OHL
6/171	Gabriel Fontaine	C	Rouyn-Noranda, QMJHL
6/174	Tyler Wall	G	Leamington, GOJHL
7/201	Ty Ronning	RW	Vancouver, WHL

2017

at Chicago, June 23-24

ROUND OVERALL	NAME	POS.	TEAM, LEAGUE
1/7	Lias Andersson	C	HV71, SHL
1/21	Filip Chytil	C	Zlin, Czech Extraliga
4/123	Brandon Crawley	D	London, OHL
5/145	Calle Sjalin	D	Ostersund, HockeyEttan
6/157	Dominik Lakatos	C	Liberec, Czech Extraliga
6/174	Morgan Barron	C	St. Andrew's College, CISAA
7/207	Patrik Virta	C	TPS, Liiga

2018

at Dallas, June 22-23

ROUND OVERALL	NAME	POS.	TEAM, LEAGUE
1/9	Vitali Kravtsov	RW	Traktor Chelyabinsk, KHL
1/22	K'Andre Miller	D	USA U-18, USNTDP
1/28	Nils Lundkvist	D	Lulea, SHL
2/39	Olof Lindbom	G	Djurgardens Jr., SuperElit
3/70	Jacob Ragnarsson	D	Almtuna IS, Allsvenskan
3/88	Joey Keane	D	Barrie, OHL
4/101	Nico Gross	D	Oshawa, OHL
5/132	Lauri Pajuniemi	RW	TPS, Liiga
6/163	Simon Kjellberg	D	Rogle Jr., SuperElit
7/216	Riley Hughes	RW	St. Sebastian's School, HIGH-MA

ALL-TIME PLAYER REGISTER

			REGULAR SEASON					PLAYOFFS				
NO.	NAME & POSITION	YEARS PLAYED	GP	G	A	PTS	PIM	GP	G	A	PTS	PIM
4	**Clarence "Taffy" Abel (D)**	1926-27—1928-29	111	11	6	17	151	17	1	1	2	32
	(Signed as a free agent on 8/14/26 - was first player signed in franchise history. Traded to Chicago on 4/15/29 for cash.)											
19	**Doug Adam (LW)**	1949-50	4	0	1	1	0	—	—	—	—	—
17	**Lloyd Ailsby (D)**	1951-52	3	0	0	0	2	—	—	—	—	—
15	**Clint Albright (C)**	1948-49	59	14	5	19	19	—	—	—	—	—
37	**Conor Allen (D)**	2013-14—2014-15	7	0	0	0	4	—	—	—	—	—
	(Signed as a free agent on 3/29/13. Left via free agency.)											
17, 19	**George Allen (LW/D)**	1938-39	19	6	6	12	10	7	0	0	0	4
14	**Mike Allison (LW)**	1980-81—1985-86	266	63	102	165	297	53	4	12	16	92
	(Selected in the 2nd round, 35th overall, in the 1980 Entry Draft. Traded to Toronto on 8/18/86 for Walt Poddubny.)											
17	**Bill Allum (D)**	1940-41	1	0	1	1	0	—	—	—	—	—
31, 33	**Tony Amonte (RW)**	1990-91—1993-94	234	84	99	183	135	15	3	8	11	4
	(Selected in the 4th round, 68th overall, in the 1988 Entry Draft. Traded to Chicago with Matt Oates on 3/21/94 for Brian Noonan and Stephane Matteau.)											
36	**Glenn Anderson (RW)**	1993-94	12	4	2	6	12	23	3	3	6	42
	(Acquired from Toronto with Scott Malone and a 1994 4th round draft choice (Alexander Korobolin) on 3/21/94 for Mike Gartner. Left via free agency.)											
24	**Kent-Erik Andersson (RW)**	1982-83—1983-84	134	13	35	48	22	14	0	1	1	0
*50	**Lias Andersson (C)**	2017-18	7	1	1	2	0	—	—	—	—	—
	(Selected in the 1st round, 7th overall, in the 2017 Entry Draft.)											
5	**Peter Andersson (D)**	1992-93—1993-94	39	5	12	17	20	—	—	—	—	—
	(Selected in the 4th round, 73rd overall, in the 1983 Entry Draft. Traded to Florida on 3/21/94 for their 1994 9th round draft choice (Vitali Yeremeyev.)											
25	**Steve Andrascik (RW)**	1971-72	—	—	—	—	—	1	0	0	0	0
18	**Paul Andrea (RW)**	1965-66	4	1	1	2	0	—	—	—	—	—
17	**Lou Angotti (C)**	1964-65—1965-66	91	11	10	21	22	—	—	—	—	—
42	**Artem Anisimov (C)**	2008-09—2011-12	244	46	62	108	86	26	4	7	11	4
	(Selected in the 2nd round, 54th overall, in the 2006 Entry Draft. Traded to Columbus on 7/23/12 with Brandon Dubinsky, Tim Erixon, and a 2013 1st round draft choice (Kerby Rychel) for Rick Nash, Steven Delisle, and a 2013 3rd round draft choice (Pavel Buchnevich).)											
15	**Hub Anslow (LW)**	1947-48	2	0	0	0	0	—	—	—	—	—
80	**Nik Antropov (RW)**	2008-09	18	7	6	13	6	7	2	1	3	6
	(Acquired from Toronto on 3/4/09 for 2009 2nd round draft choice (Kenny Ryan). Left via free agency.)											
6	**Syl Apps, Jr. (C)**	1970-71	31	1	2	3	11	—	—	—	—	—
10	**Dave Archibald (C)**	1989-90	19	2	3	5	6	—	—	—	—	—
	(Acquired from Minnesota on 11/1/89 for Jayson More. Traded to Ottawa on 11/6/92 for a 1993 5th round draft choice (later traded.)											
18, 37,	**Derek Armstrong (C)**	1998-99—2000-01	7	0	0	0	0	—	—	—	—	—
17, 21	(Signed as a free agent on 7/20/98. Left via free agency (rights were traded to Los Angeles on 7/16/02 for a 2003 6th round draft choice (Chris Holt).)											
45	**Arron Asham (RW)**	2012-13—2013-14	33	2	0	2	64	10	2	0	2	6
	(Signed as a free agent on 7/1/12. Retired following the 2013-14 season.)											
16	**Ossie Asmundson (C)**	1932-33—1933-34	94	7	16	23	28	8	0	2	2	4
9	**Walt Atanas (RW)**	1944-45	49	13	8	21	40	—	—	—	—	—
24	**Ron Attwell (C)**	1967-68	4	0	0	0	2	—	—	—	—	—
19, 10	**Ozzie Aubuchon (LW)**	1943-44	38	16	12	28	4	—	—	—	—	—
16	**Sean Avery (LW)**	2006-07—2007-08;										
		2008-09—2011-12	264	45	78	123	601	28	5	10	15	69
	(Acquired from Los Angeles on 2/5/07 with John Seymour for Jason Ward, Jan Marek, and Marc-Andre Cliche. Left via free agency. Claimed off re-entry waivers from Dallas on 3/3/09. Retired on 3/12/12.)											
6	**Don Awrey (D)**	1977-78	78	2	8	10	38	3	0	0	0	6
2	**Vern Ayres (D)**	1935-36	28	0	4	4	38	—	—	—	—	—
15	**Pete Babando (LW)**	1952-53	29	4	4	8	4	—	—	—	—	—
55	**Christian Backman (D)**	2007-08	18	2	6	8	20	8	0	0	0	12
	(Acquired from St. Louis on 2/26/08 for a 2008 4th round draft choice (later traded back to the Rangers). Traded to Columbus on 7/2/08 with Fedor Tyutin for Nikolai Zherdev and Dan Fritsche.)											
21	**Mike Backman (RW)**	1981-82—1983-84	18	1	6	7	18	10	2	2	4	2
6	**Bill Baker (D)**	1982-83	70	4	14	18	64	2	0	0	0	0
20	**Jozef Balej (RW)**	2003-04	13	1	4	5	4	—	—	—	—	—
	(Acquired from Montreal on 3/2/04, along with a 2004 2nd round draft choice (Bruce Graham), in exchange for Alexei Kovalev. Traded to Vancouver on 10/8/05, along with a 2006 5th round draft choice for Fedor Fedorov.)											
22, 11,	**Dave Balon (LW)**	1959-60—1962-63;										
8, 17		1968-69—1971-72	362	99	113	212	284	29	7	6	13	38
25	**Jeff Bandura (D)**	1980-81	2	0	1	1	0	—	—	—	—	—
39	**Drew Bannister (D)**	2000-01	3	0	0	0	0	—	—	—	—	—
	(Signed as a free agent on 10/3/99. Left via free agency.)											
21	**Ivan Baranka (D)**	2007-08	1	0	1	1	0	—	—	—	—	—
	(Selected in the 2nd round, 50th overall, in the 2003 Entry Draft. Left via free agency.)											
36	**Matthew Barnaby (RW)**	2001-02—2003-04	196	34	55	89	406	—	—	—	—	—
	(Acquired from Tampa Bay on 12/12/01 for Zdeno Ciger. Traded to Colorado on 3/8/04 with a 2004 3rd round draft choice (Denis Parshin) for David Liffiton, Chris McAllister, and a 2004 2nd round draft choice (later traded.)											
11	**Dave Barr (C)**	1983-84	6	0	0	0	2	—	—	—	—	—
14, 22	**Jimmy Bartlett (LW)**	1955-56;										
		1958-59—1959-60	126	19	14	33	174	—	—	—	—	—
17	**Cliff Barton (RW)**	1939-40	3	0	0	0	0	—	—	—	—	—
10, 12, 16	**Andy Bathgate (RW)**	1952-53—1963-64	719	272	457	729	444	22	9	7	16	19
14, **9**												
16	**Frank Bathgate (C)**	1952-53	2	0	0	0	2	—	—	—	—	—
21	**Frank Beaton (LW)**	1978-79—1979-80	25	1	1	2	43	—	—	—	—	—
3, 5	**Barry Beck (D)**	1979-80—1985-86	415	66	173	239	775	49	10	22	32	77
	(Acquired from Colorado on 11/2/79 for Pat Hickey, Lucien DeBlois, Mike McEwen, Dean Turner, and future considerations (Bobby Crawford on 1/15/80). Traded to Los Angeles on 9/1/89 for a 1990 4th round draft choice (Jeff Nielsen) and cash.											
28	**Taylor Beck (LW)**	2016-17	2	0	0	0	0	—	—	—	—	—
	(Acquried from Edmonton on 3/1/17 for Justin Fontaine. Left via free agency.)											

ALL-TIME PLAYER REGISTER

			REGULAR SEASON					PLAYOFFS				
NO.	NAME & POSITION	YEARS PLAYED	GP	G	A	PTS	PIM	GP	G	A	PTS	PIM
23	**John Bednarski (D)**	1974–75—1976-77	99	2	18	20	114	1	0	0	0	17
*39	**Matt Beleskey (LW)**	2017-18	1	0	0	0	4	—	—	—	—	—
	(Acquired from Boston on 2/25/18 with Ryan Spooner, Ryan Lindgren, a 2018 1st round draft choice (later traded), and a 2019 7th round draft choice (later traded) for Rick Nash.)											
19	**Danny Belisle (RW)**	1960-61	4	2	0	2	0	—	—	—	—	—
39	**Brendan Bell (D)**	2011-12	1	0	0	0	0					
	(Signed as a free agent on 8/9/11. Left via free agency.)											
29	**Bruce Bell (D)**	1987-88	13	1	2	3	8	—	—	—	—	—
3	**Harry "Huddy" Bell (D/RW)**	1946-47	1	0	1	1	0	—	—	—	—	—
5, 20	**Joe Bell (LW)**	1942-43; 1946-47	62	8	9	17	18	—	—	—	—	—
15	**Lin Bend (C)**	1942-43	8	3	1	4	2	—	—	—	—	—
20	**Curt Bennett (C)**	1972-73	16	0	1	1	11	—	—	—	—	—
27, 17	**Rick Bennett (LW)**	1989-90—1991-92	15	1	1	2	13	—	—	—	—	—
	(Acquired from Minnesota on 10/11/88 with Brian Lawton and Igor Liba for Mark Tinordi, Paul Jerrard, Mike Sullivan, Brett Barnett and a 1989 3rd round draft choice (Murray Garbutt). Left via free agency.)											
14	**Doug Bentley (LW)**	1953-54	20	2	10	12	2	—	—	—	—	—
10, 22	**Max Bentley (C)**	1953-54	57	14	18	32	15	—	—	—	—	—
34	**Bryan Berard (D)**	2001-02	82	2	21	23	60	—	—	—	—	—
	(Signed as a free agent on 10/4/01. Left via free agency.)											
24	**Gordon "Red" Berenson (C)**	1966-67—1967-68	49	2	6	8	4	4	0	1	1	2
18	**Bill Berg (LW)**	1995-96—1997-98	152	11	16	27	100	13	1	0	1	2
	(Acquired from Toronto on 2/29/96 with Sergio Momesso for Wayne Presley and Nick Kypreos. Traded to Ottawa on 11/27/98 with a 1999 2nd round draft choice (later traded) for Stan Neckar.)											
19, 15	**Blair Betts (C)**	2005-06—2008-09	304	25	15	40	84	28	1	1	2	8
	(Acquired from Calgary on 3/6/04 with Jamie McLennan and Greg Moore for Chris Simon and a 2004 7th round draft choice (Matt Schneider). Left via free agency.)											
23	**Jeff Beukeboom (D)**	1991-92—1998-99	520	18	72	90	1157	70	2	13	15	147
	(Acquired from Edmonton on 11/12/91 for David Shaw as future considerations of a trade with the Oilers on 10/4/91. Retired following the 1998-99 season.)											
25	**Nick Beverley (D)**	1974-75—1976-77	139	4	23	27	67	3	0	1	1	0
41	**Stu Bickel (D)**	2011-12—2012-13	67	0	9	9	157	18	0	0	0	16
	(Acquired from Anaheim on 11/23/10 for Nigel Williams. Left via free agency.)											
6	**Bob Blackburn (D)**	1968-69	11	0	0	0	0	—	—	—	—	—
23, 9	**Don Blackburn (LW)**	1969-70—1970-71	4	0	0	0	0	1	0	0	0	0
18	**Mike Blaisdell (RW)**	1983-84—1984-85	48	6	6	12	42	—	—	—	—	—
38	**Jeff Bloemberg (D)**	1988-89—1991-92	43	3	6	9	25	7	0	3	3	5
	(Selected in the 5th round, 93rd overall, in the 1986 Entry Draft. Selected by Tampa Bay on 6/18/92 in the NHL Expansion Draft.)											
32, 38, 30	**Sylvain Blouin (LW)**	1996-97—1997-98	7	0	0	0	23	—	—	—	—	—
	(Selected in the 4th round, 104th overall, in the 1994 Entry Draft. Traded to Montreal on 6/30/98 with a 1999 6th round draft choice (later traded) for Peter Popovic.)											
94	**Derek Boogaard (LW)**	2010-11	22	1	1	2	45	—	—	—	—	—
	(Signed as a free agent on 7/1/10.)											
2, 6	**Tim Bothwell (D)**	1978-79—1981-82	62	4	10	14	32	9	0	0	0	8
21	**Dick Bouchard (RW)**	1954-55	1	0	0	0	0	—	—	—	—	—
39, 74	**Joel Bouchard (D)**	2002-03; 2003-04	55	6	14	20	24	—	—	—	—	—
	(Signed as a free agent on 8/7/02. Traded to Pittsburgh on 2/10/03 with Rico Fata, Richard Lintner, and Mikael Samuelsson for Alexei Kovalev, Dan LaCouture, Janne Laukkanen, and Mike Wilson. Claimed in the NHL Waiver Draft from Buffalo on 10/3/03. Left via free agency.)											
7, 17	**Frank Boucher (C)**	1926-27—1937-38;										
		1943-44	533	152	262	414	106	54	16	20	36	12
12, 15, 2	**Leo Bourgeault (D)**	1926-27—1930-31	155	17	11	28	229	20	1	1	2	18
29	**Phil Bourque (LW)**	1992-93—1993-94	71	6	15	21	47	—	—	—	—	—
	(Signed as a free agent on 8/31/92. Traded to Ottawa on 3/21/94 for future considerations.)											
25	**Ryan Bourque (LW)**	2014-15	1	0	0	0	0	—	—	—	—	—
	(Selected in the 3rd round, 80th overall, in the 2009 Entry Draft. Traded to Washington on 2/28/16 for Chris Brown.)											
27	**Paul Boutilier (D)**	1987-88	4	0	1	1	6	—	—	—	—	—
2, 15, 8	**Jack Bownass (D)**	1958-59—1959-60;										
		1961-62	76	3	7	10	58	—	—	—	—	—
8	**Bill Boyd (RW)**	1926-27—1928-29	98	8	1	9	58	9	0	0	0	0
22	**Brian Boyle (C)**	2009-10—2013-14	355	44	46	90	265	58	9	10	19	42
	(Acquired from Los Angeles on 6/27/09 for a 2010 3rd round draft choice (Jordan Weal). Left via free agency.)											
22	**Dan Boyle (D)**	2014-15—2015-16	139	19	25	44	50	23	3	8	11	2
	(Signed as a free agent on 7/1/14. Retired following the 2015-16 season.)											
87	**Donald Brashear (LW)**	2009-10	36	0	1	1	73	—	—	—	—	—
	(Signed as a free agent on 7/1/09. Traded to Atlanta on 8/2/10 with Patrick Rissmiller for Todd White.)											
16	**Derick Brassard (C)**	2012-13—2015-16	254	69	105	174	110	59	18	26	44	30
	(Acquired from Columbus on 4/3/13 with Derek Dorsett, John Moore, and a 2014 6th round draft choice (later traded) for Marian Gaborik, Steven Delisle, and Blake Parlett. Traded to Ottawa on 7/18/16 with a 2018 7th round draft choice for Mika Zibanejad and a 2018 2nd round draft choice (later traded).)											
16, 15	**Doug Brennan (D)**	1931-32—1933-34	123	9	7	16	147	16	1	0	1	21
12	**Rich Brennan (D)**	1998-99	24	1	3	4	23	—	—	—	—	—
	(Acquired from San Jose on 3/24/98 for Jason Muzzatti. Left via agency.)											
18	**John Brenneman (LW)**	1964-65—1965-66	33	3	3	6	20	—	—	—	—	—
32	**Stephane Brochu (D)**	1988-89	1	0	0	0	0	—	—	—	—	—
13	**Bob Brooke (C)**	1983-84—1986-87	175	35	36	71	214	24	6	9	15	43
37	**Paul Broten (RW)**	1989-90—1992-93	194	27	33	60	194	24	2	3	5	14
	(Selected in the 4th round, 77th overall, in the 1984 Entry Draft. Selected by Dallas on 10/2/93 in the NHL Waiver Draft.)											
4	**Arnie Brown (D)**	1964-65—1970-71	460	33	98	131	547	18	0	6	6	23
4	**Brad Brown (D)**	2000-01	48	1	3	4	107	—	—	—	—	—
	(Acquired from Chicago with Michal Grosek on 10/5/00 for future considerations. Left via free agency.)											
16	**Harold Brown (RW)**	1945-46	13	2	1	3	2	—	—	—	—	—
23, 21, 4	**Larry Brown (D)**	1969-70—1970-71	46	1	4	5	18	11	0	1	1	0

ALL-TIME PLAYER REGISTER

			REGULAR SEASON					PLAYOFFS				
NO.	NAME & POSITION	YEARS PLAYED	GP	G	A	PTS	PIM	GP	G	A	PTS	PIM
14	**Stanley Brown (D/LW)**	1926-27	24	6	3	9	14	2	0	0	0	0
24, 17	**Jeff Brubaker (LW)**	1987-88	31	2	0	2	78	—	—	—	—	—
12	**Glenn Brydson (RW)**	1935-36	30	4	13	17	9	—	—	—	—	—
19	**Bucky Buchanan (C)**	1948-49	2	0	0	0	0	—	—	—	—	—
*89	**Pavel Buchnevich (RW)**	2016-17—2017-18	115	22	41	63	33	5	0	1	1	0
	(Selected in the 3rd round, 75th overall, in the 2013 Entry Draft.)											
4	**Hy Buller (D)**	1951-52—1953-54	179	22	55	77	209	—	—	—	—	—
9	**Pavel Bure (RW)**	2001-02—2002-03	51	31	19	50	22	—	—	—	—	—
	(Acquired from Florida with a 2002 second round draft choice (Lee Falardeau) on 3/18/02 for Igor Ulanov, Filip Novak, a 2002 1st round draft choice (later traded), a 2002 2nd round draft choice (Rob Globke), and a 2003 4th round draft choice (later traded). Declared medically unable to play on 9/11/03.)											
14	**Kelly Burnett (C)**	1952-53	3	1	0	1	0	—	—	—	—	—
27, 24	**Gary Burns (LW)**	1980-81—1981-82	11	2	2	4	18	5	0	0	0	6
15	**Norman Burns (C)**	1941-42	11	0	4	4	2	—	—	—	—	—
20, 17	**Jerry Butler (RW)**	1972-73—1974-75	112	24	26	50	130	15	1	2	3	41
54, 36	**Dane Byers (LW)**	2007-08; 2009-10	6	1	0	1	31	—	—	—	—	—
	(Selected in the 2nd round, 48th overall, in the 2004 Entry Draft. Traded to Columbus for Chad Kolarik on 11/11/10.)											
15, 12	**Jerry Byers (LW)**	1977-78	7	2	1	3	0	—	—	—	—	—
2, 5	**Larry Cahan (D)**	1956-57—1958-59;										
		1961-62—1964-65	309	19	39	58	335	14	0	0	0	16
29	**Eric Cairns (D)**	1996-97—1997-98	79	0	4	4	239	3	0	0	0	0
	(Selected in the 3rd round, 72nd overall, in the 1992 Entry Draft. Claimed off waivers by the Islanders on 12/22/98.)											
43, 24	**Ryan Callahan (RW)**	2006-07—2013-14	450	132	122	254	268	59	14	10	24	38
	(Selected in the 4th round, 127th overall, in the 2004 Entry Draft. Traded to Tampa Bay on 3/5/14, along with a 2014 1st round draft choice (later traded), a 2015 1st round draft choice (later traded), and a 2015 7th round draft choice (later traded) for Martin St. Louis and a 2015 2nd round draft choice (later traded).)											
14	**Frank "Patsy" Callighen (D)**	1927-28	36	0	0	0	32	9	0	0	0	0
14	**Scotty Cameron (C)**	1942-43	35	8	11	19	0	—	—	—	—	—
13	**Daniel Carcillo (LW)**	2013-14	31	3	0	3	43	8	2	0	2	22
	(Acquired from Los Angeles on 1/4/14 for a 2014 7th round draft choice (Spencer Watson). Left via free agency.)											
28	**Paul Carey (C)**	2017-18	60	7	7	14	20	—	—	—	—	—
	(Signed as a free agent on 7/1/17. Left via free agency.)											
38	**Terry Carkner (D)**	1986-87	52	2	13	15	118	1	0	0	0	0
11	**Bobby Carpenter (C)**	1986-87	28	2	8	10	20	—	—	—	—	—
20, 9	**Gene Carr (C)**	1971-72—1973-74	139	18	23	41	90	17	1	4	5	21
11	**Lorne Carr (RW)**	1933-34	14	0	0	0	0	—	—	—	—	—
14	**Gene Carrigan (C)**	1930-31	33	2	0	2	13	—	—	—	—	—
18, 17	**Bill Carse (C)**	1938-39	1	0	1	1	0	6	1	1	2	0
15	**Gerry Carson (D)**	1928-29	8	0	0	0	5	5	0	0	0	0
22	**Anson Carter (RW)**	2002-03—2003-04	54	11	11	22	20	—	—	—	—	—
	(Acquired from Edmonton on 3/11/03 with Ales Pisa for Radek Dvorak and Cory Cross. Traded to Washington on 1/23/04 for Jaromir Jagr.)											
43	**Daniel Catenacci (C)**	2017-18	1	0	0	0	0	—	—	—	—	—
	(Acquired from Buffalo on 2/28/17 for Mat Bodie. Left via free agency.)											
26	**Jay Caufield (RW)**	1986-87	13	2	1	3	45	3	0	0	0	12
21	**Chick Chalmers (C)**	1953-54	1	0	0	0	0	—	—	—	—	—
36	**Todd Charlesworth (D)**	1989-90	7	0	0	0	6	—	—	—	—	—
	(Acquired from Edmonton on 1/18/90 for future considerations. Left via free agency.)											
11	**Rick Chartraw (D)**	1982-83—1983-84	30	2	2	4	41	9	0	2	2	6
26, 40	**Erik Christensen (C)**	2009-10—2011-12	132	20	38	58	44	5	1	0	1	2
	(Claimed off waivers from Anaheim on 12/2/09. Traded to Minnesota on 2/3/12 with a 2013 conditional 7th round draft choice for Casey Wellman.)											
6	**Bob Chrystal (D)**	1953-54—1954-55	132	11	14	25	112	—	—	—	—	—
22	**Shane Churla (RW)**	1995-96—1996-97	55	0	1	1	132	26	2	2	4	34
	(Acquired from Los Angeles on 3/14/96 with Marty McSorley and Jari Kurri for Ray Ferraro, Mattias Norstrom, Ian Laperriere, Nathan LaFayette and a 1997 4th round choice (Sean Blanchard). Retired following the 1997-98 season.)											
*72	**Filip Chytil (C)**	2017-18	9	1	2	3	4	—	—	—	—	—
	(Selected in the 1st round, 21st overall, in the 2017 Entry Draft.)											
15	**Hank Ciesla (C)**	1957-58—1958-59	131	8	20	28	35	6	0	2	2	0
18	**Zdeno Ciger (LW)**	2001-02	29	6	7	13	16	—	—	—	—	—
	(Signed as a free agent on 7/17/01. Traded to Tampa Bay on 12/12/01 for Matthew Barnaby.)											
18, 6	**Joe Cirella (D)**	1990-91—1992-93	141	7	18	25	258	19	0	6	6	49
	(Acquired from Quebec on 1/17/91 for Aaron Miller and a 1991 5th round draft choice (Bill Lindsay.) Selected by Florida on 6/24/93 in the NHL Expansion Draft.)											
32	**Dan Clark (D)**	1978-79	4	0	1	1	6	—	—	—	—	—
4	**Adam Clendening (D)**	2016-17	31	2	9	11	17	—	—	—	—	—
	(Signed as a free agent on 7/1/16. Left via free agency.)											
6	**Bruce Cline (RW)**	1956-57	30	2	3	5	10	—	—	—	—	—
29	**Ryane Clowe (LW)**	2012-13	12	3	5	8	14	2	0	1	1	0
	(Acquired from San Jose on 4/2/13 for a 2013 2nd round draft choice (Gabryel Boudreau), a 2013 3rd round draft choice (later traded), and a 2014 5th round draft choice. Left via free agency.)											
15	**Bill Collins (RW)**	1975-76	50	4	4	8	38	—	—	—	—	—
16, 5	**Mac Colville (RW/D)**	1935-36—1941-42;										
		1945-46—1946-47	353	71	102	173	130	40	9	10	19	14
20, 6, 12	**Neil Colville (C/D)**	1935-36—1941-42;										
		1944-45—1948-49	465	100	166	266	213	45	7	19	26	32
16	**Les Colwill (RW)**	1958-59	69	7	6	13	16	—	—	—	—	—
16, 9, 6	**Charles "Pete" Conacher Jr. (LW)**	1954-55—1955-56	93	21	18	39	18	5	0	0	0	0
5, 15	**Jim Conacher (C)**	1951-52—1952-53	33	1	5	6	4	—	—	—	—	—
28, 11, 32	**Pat Conacher (LW)**	1979-80; 1982-83	22	0	6	6	8	4	0	1	1	2
15	**Bert Connelly (LW)**	1934-35—1935-36	72	12	13	25	33	4	1	0	1	0
20	**Cam Connor (RW)**	1979-80—1982-83	28	1	6	7	81	12	4	0	4	18

ALL-TIME PLAYER REGISTER

			REGULAR SEASON					PLAYOFFS				
NO.	NAME & POSITION	YEARS PLAYED	GP	G	A	PTS	PIM	GP	G	A	PTS	PIM
5	**Bill Cook (RW)**	1926–27—1936-37	475	228	138	366	386	46	13	11	24	70
6	**Fred "Bun" Cook (LW)**	1926-27—1935-36	433	154	141	295	450	46	15	3	18	59
10	**Hal Cooper (RW)**	1944-45	8	0	0	0	2	—	—	—	—	—
19, 12, 11	**Joe Cooper (D)**	1935-36—1937-38;										
		1946-47	154	5	13	18	134	12	1	1	2	16
21, 17, 2	**Art Coulter (D)**	1935-36—1941-42	288	18	68	86	342	37	2	5	7	60
21	**Russ Courtnall (RW)**	1996-97	14	2	5	7	2	15	3	4	7	0
	(Acquired from Vancouver on 3/8/97 with Esa Tikkanen for Sergei Nemchinov and Brian Noonan. Left via free agency.)											
1, 11	**Danny Cox (LW)**	1933-34	13	5	0	5	2	2	0	0	0	0
25	**Adam Cracknell (RW)**	2017-18	4	0	0	0	0	—	—	—	—	—
	(Claimed off waivers from Dallas on 10/9/17. Traded to Montreal on 11/30/17 for Peter Holland.)											
32	**Bob Crawford (RW)**	1985-86—1986-87	14	1	2	3	12	7	0	1	1	8
16, 8	**Dave Creighton (C)**	1955-56—1957-58	210	55	87	142	123	16	5	5	10	8
18	**Cory Cross (D)**	2002-03	26	0	4	4	16	—	—	—	—	—
	(Signed as a free agent on 12/17/02. Traded to Edmonton on 3/11/03 with Radek Dvorak for Anson Carter and Ales Pisa.)											
14	**Brian Cullen (C)**	1959-60—1960-61	106	19	40	59	12	—	—	—	—	—
5	**Matt Cullen (C)**	2006-07	80	16	25	41	52	10	1	3	4	6
	(Signed as a free agent on 7/1/06. Traded to Carolina on 7/17/07 for Andrew Hutchinson, Joe Barnes, and a 2008 3rd round draft choice (Evgeny Grachev.)											
17	**Ray Cullen (C)**	1965-66	8	1	3	4	0	—	—	—	—	—
19, 14	**Bob Cunningham (C)**	1960-61—1961-62	4	0	1	1	0	—	—	—	—	—
2	**Ian Cushenan (D)**	1959-60	17	0	1	1	22	—	—	—	—	—
22	**Paul Cyr (LW)**	1987-88—1988-89	41	4	13	17	43	—	—	—	—	—
9, 16	**Ulf Dahlen (LW)**	1987-88—1989-90	189	71	60	131	106	4	0	0	0	0
	(Selected in the 1st round, 7th overall, in the 1985 Entry Draft. Traded to Minnesota on 3/6/90 with a 1990 4th round draft choice (Cal McGowan) for Mike Gartner.)											
12	**Alexandre Daigle (RW/C)**	1999-00	58	8	18	26	23	—	—	—	—	—
	(Acquired from Tampa Bay on 10/3/99 in exchange for future considerations. Retired following the 1999-00 season (returned to NHL in 2002-03 with Pittsburgh.)											
5	**Hank Damore (C)**	1943-44	4	1	0	1	2	—	—	—	—	—
4	**Gordon Davidson (D)**	1942-43—1943-44	51	3	6	9	8	—	—	—	—	—
8	**Buck Davies (C)**	1947-48	—	—	—	—	—	1	0	0	0	0
22, 27	**Jason Dawe (RW)**	1999-00; 2001-02	4	0	1	1	2	—	—	—	—	—
	(Acquired from Nashville on 2/2/00 for John Namestnikov. Left via free agency.)											
10	**Nigel Dawes (LW)**	2006-07—2008-09	121	25	24	49	25	11	2	2	4	0
	(Selected in the 5th round, 149th overall, in the 2003 Entry Draft. Traded to Phoenix on 3/4/09 with Dmitri Kalinin and Petr Prucha for Derek Morris.)											
16, 15	**Billy Dea (LW)**	1953-54	14	1	1	2	2	—	—	—	—	—
*77	**Tony DeAngelo (D)**	2017-18	32	0	8	8	11	—	—	—	—	—
	(Acquired from Arizona on 6/23/17 with a 2017 1st round draft choice (Lias Andersson) for Derek Stepan and Antti Raanta.)											
23, 35,	**Lucien DeBlois (C)**	1977-78—1979-80;										
32		1986-87—1988-89	326	57	79	136	297	18	2	0	2	12
4	**Michael Del Zotto (D)**	2009-10—2013-14	292	26	95	121	116	32	3	9	12	20
	(Selected in the 1st round, 20th overall, in the 2008 Entry Draft. Traded to Nashville on 1/22/14 for Kevin Klein.)											
16	**Val Delory (LW)**	1948-49	1	0	0	0	0	—	—	—	—	—
24	**Ab DeMarco Jr. (D)**	1969-70—1972-73	104	8	21	29	19	9	0	1	1	2
15	**Ab DeMarco Sr. (C)**	1943-44—1946-47	182	67	87	154	34	—	—	—	—	—
5	**Tony Demers (RW)**	1943-44	1	0	0	0	0	—	—	—	—	—
14, 21	**Jean-Paul Denis (RW)**	1946-47; 1949-50	10	0	2	2	2	—	—	—	—	—
51	**David Desharnais (C)**	2017-18	71	6	22	28	18	—	—	—	—	—
	(Signed as a free agent on 7/5/17. Left via free agency.)											
11	**Vic Desjardins (C)**	1931-32	48	3	3	6	16	7	0	0	0	0
33	**Andre Deveaux (C)**	2011-12	9	0	1	1	29	—	—	—	—	—
	(Signed as a free agent on 8/16/11. Left via free agency.)											
4	**Greg de Vries (D)**	2003-04	53	3	12	15	37	—	—	—	—	—
	(Signed as a free agent on 7/14/03. Traded to Ottawa on 3/9/04 for Karel Rachunek and Alexandre Giroux.)											
2	**Tom Dewar (D)**	1943-44	9	0	2	2	4	—	—	—	—	—
4, 33	**Raphael Diaz (D)**	2013-14; 2015-16	11	1	1	2	4	5	0	1	1	0
	(Acquired from Vancouver on 3/5/14 for a 2015 5th round choice (Ryan Pilon). Left via free agency. Signed as a free agent on 7/1/15. Left via free agency.)											
17, 14	**Herb Dickenson (LW)**	1951-52—1952-53	48	18	17	35	10	—	—	—	—	—
4	**Bob Dill (D)**	1943-44—1944-45	76	15	15	30	135	—	—	—	—	—
15, 8	**Cecil Dillon (RW)**	1930-31—1938-39	409	160	121	281	100	38	13	9	22	14
11, 9, 10	**Wayne Dillon (C)**	1975-76—1977-78	216	43	66	109	58	3	0	1	1	0
16	**Rob DiMaio (RW)**	1999-00	12	1	3	4	8	—	—	—	—	—
	(Acquired from Boston on 3/10/00 for Mike Knuble. Traded to Carolina on 8/4/00 with Darren Langdon for Sandy McCarthy and a 2001 4th round draft choice (Bryce Lampman.)											
16	**Marcel Dionne (C)**	1986-87—1988-89	118	42	56	98	80	6	1	1	2	2
44	**Per Djoos (D)**	1991-92—1992-93	56	2	19	21	42	—	—	—	—	—
	(Acquired from Detroit on 3/5/91 with Joe Kocur for Kevin Miller, Jim Cummins, and Dennis Vial. Left via free agency.)											
3	**Gary Doak (D)**	1971-72	50	1	10	11	54	12	0	0	0	46
25, 21	**Jason Doig (D)**	1999-00—2000-01	10	0	1	1	22	—	—	—	—	—
	(Acquired from Phoenix on 3/23/99 with a 1999 6th round draft choice (Jay Dardis) for Stan Neckar. Traded to Ottawa on 6/29/01 with Jeff Ulmer for Sean Gagnon.)											
28	**Tie Domi (RW)**	1990-91—1992-93	82	5	4	9	526	6	1	1	2	32
	(Acquired from Toronto on 6/28/90 with Mark Laforest for Greg Johnston. Traded to Winnipeg on 12/28/92 with Kris King for Ed Olczyk.)											
8	**Ted Donato (C)**	2002-03	49	2	1	3	6	—	—	—	—	—
	(Signed as a free agent on 7/8/02. Left via free agency.)											
22	**Mike Donnelly (LW)**	1986-87—1987-88	22	3	3	6	8	—	—	—	—	—
2, 27,	**Andre Dore (D)**	1978-79—1982-83;										
33		1984-85	139	8	38	46	153	10	1	1	2	16
8	**Jim Dorey (D)**	1971-72	1	0	0	0	0	1	0	0	0	0
15	**Derek Dorsett (RW)**	2012-13—2013-14	51	4	4	8	128	34	0	2	2	47
	(Acquired from Columbus on 4/3/13 with Derick Brassard, John Moore, and a 2014 6th round draft choice (later traded) for Marian Gaborik, Steven Delisle, and Blake Parlett. Traded to Vancouver on 6/27/14 for a 2014 3rd round draft choice (Keegan Iverson).)											

ALL-TIME PLAYER REGISTER

			REGULAR SEASON					PLAYOFFS				
NO.	NAME & POSITION	YEARS PLAYED	GP	G	A	PTS	PIM	GP	G	A	PTS	PIM
33	**Bruce Driver (D)**	1995-96—1997-98	220	13	74	87	136	26	0	8	8	6
	(Signed as a free agent on 8/24/95. Retired following the 1997-98 season.)											
19, 16	**Jim Drummond (D)**	1944-45	2	0	0	0	0	—	—	—	—	—
23	**Chris Drury (C)**	2007-08—2010-11	264	62	89	151	116	21	4	4	8	12
	(Signed as a free agent on 7/1/07. Contract bought out on 6/29/11.)											
19, 14	**Christian Dube (C)**	1996-97; 1998-99	33	1	1	2	4	3	0	0	0	0
	(Selected in the 2nd round, 39th overall, in the 1995 Entry Draft. Left via free agency.)											
54, 17	**Brandon Dubinsky (C)**	2006-07—2011-12	393	81	132	213	457	31	7	10	17	46
	(Selected in the 2nd round, 60th overall, in the 2004 Entry Draft. Traded to Columbus on 7/23/12 with Artem Anisimov, Tim Erixon, and a 2013 1st round draft choice (Kerby Rychel) for Rick Nash, Steven Deslisle and a 2013 3rd round draft choice (Pavel Buchnevich).)											
63	**Anthony Duclair (LW)**	2014-15	18	1	6	7	4	—	—	—	—	—
	(Selected in the 3rd round, 80th overall, in the 2013 Entry Draft. Traded to Arizona on 3/1/15, along with John Moore, a 2015 2nd round draft choice (later traded), and a 2016 1st round draft choice (later traded), for Keith Yandle, Chris Summers, and a 2016 4th round draft choice (Tarmo Reunanen.)											
9	**Dick Duff (LW)**	1963-64—1964-65	43	7	13	20	22	—	—	—	—	—
16, 6	**Marc Dufour (RW)**	1963-64—1964-65	12	1	0	1	2	—	—	—	—	—
10, 44	**Ron Duguay (C)**	1977-78—1982-83;										
		1986-87—1987-88	499	164	176	340	370	69	28	19	47	103
19	**Craig Duncanson (RW)**	1992-93	3	0	1	1	0	—	—	—	—	—
	(Signed as a free agent on 9/4/92. Left via free agency.)											
25	**Andre Dupont (D)**	1970-71	7	1	2	3	21	—	—	—	—	—
39	**Brodie Dupont (C)**	2010-11	1	0	0	0	0	—	—	—	—	—
	(Selected in the 3rd round, 66th overall, in the 2005 Entry Draft. Traded to Nashville on 7/2/11 for Andreas Thuresson.)											
61	**Pascal Dupuis (LW)**	2006-07	6	1	0	1	0	—	—	—	—	—
	(Acquired from Minnesota on 2/9/07 for Adam Hall. Traded to Atlanta on 2/27/07 with a 2007 3rd round draft choice (later traded) for Alex Bourret.)											
22	**Benoit Dusablon (C)**	2003-04	3	0	0	0	2	—	—	—	—	—
	(Signed as free agent on 10/1/01. Left via free agency.)											
17	**Duke Dutkowski (D)**	1933-34	29	0	6	6	18	2	0	0	0	0
20	**Radek Dvorak (RW)**	1999-00—2002-03	256	65	99	164	60	—	—	—	—	—
	(Acquired from San Jose on 12/30/99 for Todd Harvey and a 2001 4th round draft choice (Dimitri Patzold). Traded to Edmonton on 3/11/03 with Cory Cross for Anson Carter and Ales Pisa.)											
32	**Gordie Dwyer (LW)**	2002-03	17	0	1	1	50	—	—	—	—	—
	(Acquired from Tampa Bay on 10/10/02 for Boyd Kane. Claimed off waivers by Montreal on 2/21/03.)											
8	**Henry Dyck (LW)**	1943-44	1	0	0	0	0	—	—	—	—	—
28	**Dallas Eakins (D/LW)**	1996-97	3	0	0	0	6	4	0	0	0	4
	(Acquired from Phoenix on 2/6/97 with Mike Eastwood for Jay More. Left via free agency.)											
32	**Mike Eastwood (C)**	1996-97—1997-98	75	6	12	18	26	15	1	2	3	22
	(Acquired from Phoenix on 2/6/97 with Dallas Eakins for Jay More. Traded to St. Louis on 3/24/98 for Harry York.)											
2, 17	**Frank Eddolls (D)**	1947-48—1951-52	260	18	34	52	88	13	0	1	1	4
6	**Pat Egan (D)**	1949-50—1950-51	140	10	21	31	120	12	3	1	4	6
21, 23,	**Jack Egers (RW)**	1969-70—1971-72;										
20, 24		1973-74	111	13	14	27	72	16	4	1	5	16
44	**Steve Eminger (D)**	2010-11—2012-13	142	4	10	14	58	15	0	2	2	4
	(Acquired from Anaheim on 7/9/10 for Aaron Voros and Ryan Hillier. Left via free agency.)											
25	**Anders Eriksson (D)**	2009-10	8	0	2	2	0	—	—	—	—	—
	(Acquired from Phoenix on 3/3/10 for Miika Wiikman and a 7th round draft choice in 2011 (Zac Larraza). Left via free agency.)											
36, 20	**Jan Erixon (LW)**	1983-84—1992-93	556	57	159	216	167	58	7	7	14	16
	(Selected in the 2nd round, 30th overall, in the 1981 Entry Draft. Retired following the 1992-93 season.)											
53	**Tim Erixon (D)**	2011-12	18	0	2	2	8	—	—	—	—	—
	(Acquired from Calgary on 6/1/11 with a 2011 5th round draft choice (Shane McColgan) for Roman Horak and two 2011 2nd round draft choices (Markus Granlund and Tyler Wotherspoon). Traded to Columbus on 7/23/12 with Brandon Dubinsky, Artem Anisimov, and a 2013 1st round draft choice (Kerby Rychel) for Rick Nash, Steven Delisle, and a 2013 3rd round draft choice (Pavel Buchnevich).)											
12	**Bob Errey (LW)**	1997-98	12	0	0	0	7	—	—	—	—	—
	(Acquired from Dallas on 3/24/98 with Todd Harvey and a 1998 4th round draft choice (Boyd Kane) for Mike Keane, Brian Skrudland, and a 1998 6th round draft choice (Pavel Patera). Retired following the 1997-98 season.)											
5, 12, 77	**Phil Esposito (C)**	1975-76—1980-81	422	184	220	404	263	30	11	16	27	33
96	**Emerson Etem (RW)**	2015-16	19	0	3	3	2	-	-	-	-	-
	(Acquired from Anaheim on 6/27/15 with a 2015 2nd round draft choice (Ryan Gropp) for Carl Hagelin, a 2015 2nd round draft choice (Julius Nattinen), and a 2015 6th round draft choice (Garrett Metcalf). Traded to Vancouver on 1/8/16 for Nicklas Jensen and a 2017 6th round draft choice (Dominik Lakatos).)											
20, 16, 19,	**Jack Evans (D)**	1948-49—1951-52;										
3, 2, 22, 5		1953-54—1957-58	408	15	38	53	671	16	1	1	2	39
5	**Bill Ezinicki (RW)**	1954-55	16	2	2	4	22	—	—	—	—	—
18	**Trevor Fahey (LW)**	1964-65	1	0	0	0	0	—	—	—	—	—
21, 10	**Bill Fairbairn (RW)**	1968-69—1976-77	536	138	224	362	161	51	13	21	34	42
44	**Justin Falk (D)**	2013-14	21	0	2	2	20	—	—	—	—	—
	(Acquired from Minnesota on 6/30/13 for Benn Ferriero and a 2014 6th round draft choice (Chase Lang). Left via free agency.)											
3	**Dave Farrish (D)**	1976-77—1978-79	217	6	41	47	225	10	0	2	2	14
*12, 19, 17	**Jesper Fast (RW)**	2013-14—2017-18	287	35	63	98	70	39	6	8	14	2
	(Selected in the 6th round, 157th overall, in the 2010 Entry Draft.)											
38, 27	**Rico Fata (RW)**	2001-02—2002-03	46	2	4	6	6	—	—	—	—	—
	(Claimed off waivers from Calgary on 10/3/01. Traded to Pittsburgh on 2/10/03 with Joel Bouchard, Richard Lintner, and Mikael Samuelsson for Alex Kovalev, Dan LaCouture, Janne Laukkanen, and Mike Wilson.)											
6	**Glen Featherstone (D)**	1994-95	6	1	0	1	18	—	—	—	—	—
	(Acquired from Boston on 8/19/94 for Daniel Lacroix. Traded to Hartford on 3/23/95 with Michael Stewart, a 1995 1st round draft choice (Jean-Sebastien Giguere), and a 1996 4th round draft choice (Steve Wasylko) for Pat Verbeek.)											
17	**Fedor Fedorov (LW)**	2005-06	3	0	0	0	6	—	—	—	—	—
	(Acquired from Vancouver on 10/7/05 in exchange for Jozef Balej and a conditional draft pick. Left via free agency.)											
19, 26	**Ruslan Fedotenko (LW)**	2010-11—2011-12	139	19	26	45	41	25	2	7	9	12
	(Signed as a free agent on 10/4/10. Left via free agency.)											

ALL-TIME PLAYER REGISTER

			REGULAR SEASON					PLAYOFFS				
NO.	NAME & POSITION	YEARS PLAYED	GP	G	A	PTS	PIM	GP	G	A	PTS	PIM
37	**Brent Fedyk (LW)**	1998-99	67	4	6	10	30	—	—	—	—	—
	(Signed as a free agent on 8/13/98. Left via free agency.)											
32	**Tony Feltrin (D)**	1985-86	10	0	0	0	21	—	—	—	—	—
25, 42	**Paul Fenton (LW)**	1986-87	8	0	0	0	2	—	—	—	—	—
14	**Chris Ferraro (C)**	1995-96—1996-97	14	2	1	3	6	—	—	—	—	—
	(Selected in the 4th round, 85th overall, in the 1992 Entry Draft. Claimed off waivers by Pittsburgh on 10/1/97.)											
17, 21,	**Peter Ferraro (RW)**	1995-96—1996-97;										
14		1997-98	8	0	1	1	2	2	0	0	0	0
	(Selected in the 1st round, 24th overall, in the 1992 Entry Draft. Claimed off waivers by Pittsburgh on 10/1/97. Claimed off waivers from Pittsburgh on 1/14/98. Left via free agency.)											
21	**Ray Ferraro (C)**	1995-96	65	25	29	54	82	—	—	—	—	—
	(Signed as a free agent on 7/19/95. Traded to Los Angeles on 3/14/96 with Mattias Norstrom, Ian Laperriere, Nathan LaFayette and a 1997 4th round draft choice (Sean Blanchard) for Marty McSorley, Shane Churla, and Jari Kurri.)											
36	**Benn Ferriero (RW)**	2012-13	4	0	1	1	0	—	—	—	—	—
	(Acquired from Pittsburgh on 1/24/13 for Chad Kolarik. Traded to Minnesota on 6/30/13 with a 2014 6th round draft choice (Chase Lang) for Justin Falk.)											
26	**Jeff Finley (D)**	1997-98—1998-99	65	1	6	7	55	—	—	—	—	—
	(Signed as a free agent on 7/16/97. Traded to St. Louis on 2/13/99 with Geoff Smith for future considerations (Chris Kenady.)											
41	**Peter Fiorentino (D)**	1991-92	1	0	0	0	0	—	—	—	—	—
	(Selected in the 11th round, 215th overall, in the 1988 Entry Draft. Left via free agency. Signed as a free agent 8/6/96. Retired following the 1997-98 season.)											
4, 12, 11	**Dunc Fisher (RW)**	1947-48—1950-51	142	21	37	58	82	13	3	4	7	14
6	**Sandy Fitzpatrick (C)**	1964-65	4	0	0	0	2	—	—	—	—	—
8	**Pat Flatley (RW)**	1996-97	68	10	12	22	26	11	0	0	0	14
	(Signed as a free agent on 9/6/96. Retired following the 1996-97 season.)											
9, 21	**Reg Fleming (D/LW)**	1965-66—1968-69	241	50	49	99	540	13	0	4	4	22
14	**Theo Fleury (RW)**	1999-00—2001-02	224	69	132	201	406	—	—	—	—	—
	(Signed as a free agent on 7/8/99. Traded to San Jose on 6/26/02 as future considerations of trade with Sharks on 6/23/02.)											
*38	**Steven Fogarty (C)**	2017-18	1	0	0	0	2	—	—	—	—	—
	(Selected in the 3rd round, 72nd overall, in the 2011 Entry Draft.)											
18	**Gerry Foley (RW)**	1956-57—1957-58	137	9	14	23	87	9	0	1	1	2
14	**Val Fonteyne (LW)**	1963-64—1964-65	96	7	19	26	6	—	—	—	—	—
5, 8	**Lou Fontinato (D)**	1954-55—1960-61	419	22	57	79	940	15	0	1	1	19
17	**Colin Forbes (LW)**	2000-01	19	1	4	5	15	—	—	—	—	—
	(Acquired from Ottawa on 3/1/01 for Eric Lacroix. Left via free agency.)											
4	**Harry "Yip" Foster (D)**	1929-30	31	0	0	0	16	—	—	—	—	—
17, 3	**Herb Foster (LW)**	1940-41; 1947-48	6	1	0	1	0	—	—	—	—	—
22	**Nick Fotiu (LW)**	1976-77—1978-79;										
		1980-81—1984-85	455	41	62	103	970	24	0	3	3	27
6	**Archie Fraser (C)**	1943-44	3	0	1	1	0	—	—	—	—	—
21	**Scott Fraser (RW)**	1998-99	28	2	4	6	14	—	—	—	—	—
	(Signed as a free agent on 7/2/98. Retired following the 1998-99 season.)											
49	**Dan Fritsche (LW)**	2008-09	16	1	3	4	2	—	—	—	—	—
	(Acquired from Columbus on 7/2/08 with Nikolai Zherdev for Fedor Tyutin and Christian Backman. Traded to Minnesota on 1/29/09 for Erik Reitz.)											
31	**Alex Frolov (LW)**	2010-11	43	7	9	16	8	—	—	—	—	—
	(Signed as a free agent on 7/27/10. Left via free agency).											
38, 8	**Robbie Ftorek (C)**	1981-82—1984-85	170	32	55	87	122	14	8	4	12	11
10	**Marian Gaborik (RW)**	2009-10—2012-13	255	114	115	229	97	25	6	7	13	4
	(Signed as a free agent on 7/1/09. Traded to Columbus on 4/3/13 with Steven Delisle and Blake Parlett for Derick Brassard, Derek Dorsett, John Moore, and a 2014 6th round draft choice (later traded.)											
4, 2	**Bill Gadsby (D)**	1954-55—1960-61	457	58	212	270	411	16	2	8	10	10
9	**Dave Gagner (C)**	1984-85—1986-87	80	11	16	27	47	—	—	—	—	—
8	**Norm "Dutch" Gainor (C)**	1931-32	46	3	9	12	9	7	0	0	0	2
4	**Maxim Galanov (D)**	1997-98	6	0	1	1	2	—	—	—	—	—
	(Selected in the 3rd round, 61st overall, in the 1993 Entry Draft. Selected by Pittsburgh on 10/5/98 in the NHL Waiver Draft.)											
12, 17	**Cal Gardner (C)**	1945-46—1947-48	126	28	36	64	103	5	0	0	0	0
20, 15	**Red Garrett (D)**	1942-43	23	1	1	2	18	—	—	—	—	—
22	**Mike Gartner (RW)**	1989-90—1993-94	322	173	113	286	231	29	14	12	26	16
	(Acquired from Minnesota on 3/6/90 for Ulf Dahlen, a 1990 4th round draft choice (Cal McGowan), and future considerations. Traded to Toronto on 3/21/94 for Glenn Anderson, a 1994 4th round draft choice (Alexander Korobolin), and Scott Malone.)											
9, 16	**Fern Gauthier (RW)**	1943-44	33	14	11	25	0	—	—	—	—	—
10, 7	**Jean-Guy Gendron (LW)**	1955-56—1957-58;										
		1961-62	272	38	41	79	213	22	6	3	9	21
5	**Bernie Geoffrion (RW)**	1966-67—1967-68	117	22	41	63	53	5	2	1	3	0
12	**Ken Gernander (RW)**	1995-96—1996-97; 2003-04	12	2	3	5	6	15	0	0	0	0
	(Signed as a free agent on 9/9/94. Retired following the 2004-05 season.)											
17	**Greg Gilbert (LW)**	1993-94	76	4	11	15	29	23	1	3	4	8
	(Signed as a free agent on 7/29/93. Selected by St. Louis on 1/18/95 in the NHL Waiver Draft.)											
14, 7	**Rod Gilbert (RW)**	1960-61—1977-78	1065	406	615	1021	510	79	34	33	67	43
6	**Curt Giles (D)**	1986-87—1987-88	74	2	17	19	60	5	0	0	0	6
16	**Randy Gilhen (C)**	1991-92—1992-93	73	10	9	19	22	13	1	2	3	2
	(Acquired from Los Angeles on 12/23/91 for Corey Millen. Traded to Tampa Bay on 3/22/93 for Mike Hartman.)											
6	**Jere Gillis (LW)**	1980-81—1981-82	61	13	19	32	20	14	2	5	7	9
*58	**John Gilmour (D)**	2017-18	28	2	3	5	14	—	—	—	—	—
	(Signed as a free agent on 8/18/16).											
97	**Matt Gilroy (D)**	2009-10—2010-11; 2012-13	142	7	19	26	43	5	1	0	1	2
	(Signed as a free agent on 4/17/09. Left via free agency. Signed as a free agent on 1/13/13. Left via free agency.)											
46, 5	**Dan Girardi (D)**	2006-07—2016-17	788	46	184	230	275	122	6	27	33	36
	(Signed as a free agent on 7/1/06. Contract bought out on 6/15/17.)											

ALL-TIME PLAYER REGISTER

			REGULAR SEASON					PLAYOFFS				
NO.	NAME & POSITION	YEARS PLAYED	GP	G	A	PTS	PIM	GP	G	A	PTS	PIM
39	**Alexandre Giroux (LW)**	2005-06	1	0	0	0	0	—	—	—	—	—
	(Acquired from Ottawa on 3/9/04 with Karel Rachunek for Greg de Vries. Left via free agency.)											
15	**Tanner Glass (LW)**	2014-15—2016-17	134	6	9	15	181	30	1	4	5	42
	(Signed as a free agent on 7/1/14. Left via free agency.)											
8	**Howie Glover (RW)**	1963-64	25	1	0	1	9	—	—	—	—	—
19	**Pete Goegan (D)**	1961-62	7	0	2	2	6	—	—	—	—	—
12	**Bill Goldsworthy (RW)**	1976-77—1977-78	68	10	13	23	55	—	—	—	—	—
14	**Leroy Goldsworthy (RW)**	1929-30	44	4	1	5	16	4	0	0	0	2
19, 11	**Hank Goldup (LW)**	1942-43;										
		1944-45—1945-46	102	34	46	80	69	—	—	—	—	—
19	**Scott Gomez (C)**	2007-08—2008-09	158	32	96	128	96	17	6	10	16	12
	(Signed as a free agent on 7/1/07. Traded to Montreal on 6/30/09 with Tom Pyatt and Mike Busto for Chris Higgins, Ryan McDonagh, Pavel Valentenko, and Doug Janik.)											
16, 36,	**Daniel Goneau (LW)**	1996-97—1997-98;										
39		1999-00	53	12	3	15	14	—	—	—	—	—
	(Selected in the 2nd round, 48th overall, in the 1996 Entry Draft. Left via free agency.)											
16, 17	**Billy Gooden (LW)**	1942-43—1943-44	53	9	12	21	15	—	—	—	—	—
10, 16, 19	**Jack Gordon (C)**	1948-49—1950-51	36	3	10	13	0	9	1	1	2	7
11	**Benoit Gosselin (LW)**	1977-78	7	0	0	0	33	—	—	—	—	—
20, 9	**Phil Goyette (C)**	1963-64—1968-69;										
		1971-72	396	98	231	329	49	26	2	4	6	6
40	**Michael Grabner (RW)**	2016-17—2017-18	135	52	19	71	22	12	4	2	6	0
	(Signed as a free agent on 7/1/16. Traded to New Jersey on 2/22/18 for Yegor Rykov and a 2018 2nd round draft choice (later traded).)											
91	**Evgeny Grachev (C)**	2010-11	8	0	0	0	0	—	—	—	—	—
	(Selected in the 3rd round, 75th overall, in the 2008 Entry Draft. Traded to St. Louis on 6/25/11 for a 2011 third round draft choice (Steven Fogarty).)											
39, 18	**Tony Granato (RW)**	1988-89—1989-90	115	43	45	88	217	4	1	1	2	21
	(Selected in the 6th round, 120th overall, in the 1982 Entry Draft. Traded to Los Angeles on 1/20/90 with Tomas Sandstrom for Bernie Nicholls.)											
23	**Norm Gratton (LW)**	1971-72	3	0	1	1	0	—	—	—	—	—
11, **9**	**Adam Graves (LW)**	1991-92—2000-01	772	280	227	507	810	68	28	16	44	70
	(Signed as a free agent on 9/3/91 (Edmonton received Troy Mallette as compensation on 9/9/91). Traded to San Jose on 6/24/01 for Mikael Samuelsson and Christian Gosselin.)											
2	**Alex Gray (RW)**	1927-28	43	7	1	8	28	9	1	0	1	0
22, 44	**Josh Green (LW)**	2002-03; 2003-04	18	3	2	5	10	—	—	—	—	—
	(Acquired from Edmonton on 12/12/02 for a 2004 conditional draft choice. Claimed off waivers by Washington on 1/15/03. Claimed off waivers from Calgary on 3/6/04. Left via free agency.)											
47	**Mike Green (C)**	2003-04	13	1	2	3	2	—	—	—	—	—
	(Claimed off waivers from Florida on 3/9/04. Rights traded to Dallas on 6/14/06 for a 2008 conditional draft pick.)											
4, 20	**Ron Greschner (D)**	1974-75—1989-90	981	179	431	610	1226	84	17	32	49	106
	(Selected in the 2nd round, 32nd overall, in the 1974 Amateur Draft. Retired following the 1989-90 season.)											
99	**Wayne Gretzky (C)**	1996-97—1998-99	234	57	192	249	70	15	10	10	20	2
	(Signed as a free agent on 7/21/96. Retired following the 1998-99 season.)											
5	**Jari Gronstrand (D)**	1987-88	62	3	11	14	63	—	—	—	—	—
22, 8	**Michal Grosek (LW)**	2000-01—2001-02	80	12	13	25	73	—	—	—	—	—
	(Acquired from Chicago on 10/5/00 with Brad Brown for future considerations. Left via free agency.)											
2	**Jocelyn Guevremont (D)**	1979-80	20	2	5	7	6	—	—	—	—	—
12, 16, 20	**Aldo Guidolin (D/RW)**	1952-53—1955-56	182	9	15	24	117	—	—	—	—	—
25	**Alexei Gusarov (D)**	2000-01	26	1	3	4	6	—	—	—	—	—
	(Acquired from Colorado on 12/28/00 for a 2001 5th round draft choice (Frantisek Skladany). Traded to St. Louis on 3/5/01 for Peter Smrek.)											
11	**Vic Hadfield (LW)**	1961-62—1973-74	841	262	310	572	1041	62	22	19	41	106
62	**Carl Hagelin (LW)**	2011-12—2014-15	266	58	72	130	132	73	12	14	26	39
	(Selected in the 6th round, 168th overall, in the 2007 Entry Draft. Traded to Anaheim on 6/27/15 with a 2015 2nd round draft choice (Julius Nattinen) and a 2015 6th round draft choice (Garrett Metcalf) for Emerson Etem and a 2015 2nd round draft choice (Ryan Gropp).)											
32	**Micheal Haley (C)**	2012-13	9	0	0	0	12	2	0	0	0	0
	(Signed as a free agent on 7/1/12. Left via free agency.)											
18	**Adam Hall (RW)**	2006-07	49	4	8	12	18	—	—	—	—	—
	(Acquired from Nashville on 7/19/06 for Dominic Moore. Traded to Minnesota on 2/9/07 for Pascal Dupuis.)											
19	**Wayne Hall (LW)**	1960-61	4	0	0	0	0	—	—	—	—	—
15	**Jeff Halpern (C)**	2012-13	30	0	1	1	8	—	—	—	—	—
	(Signed as a free agent on 7/10/12. Claimed off waivers by Montreal on 3/23/13.)											
25, 6	**Al Hamilton (D)**	1965-66;										
		1967-68—1969-70	81	0	5	5	62	6	0	0	0	2
6	**Ken Hammond (D)**	1988-89	3	0	0	0	0	—	—	—	—	—
22	**Ted Hampson (C)**	1960-61—1962-63	184	14	40	54	16	6	0	1	1	0
40	**Roman Hamrlik (D)**	2012-13	12	0	0	0	6	2	0	1	1	2
	(Claimed off waivers from Washington on 3/6/13. Retired following the 2012-13 season.)											
6, 16, 11, 2	**John Hanna (D)**	1958-59—1960-61	177	6	26	32	204	—	—	—	—	—
6	**Pat Hannigan (LW)**	1960-61—1961-62	109	19	23	42	58	4	0	0	0	2
14	**Mark Hardy (D)**	1987-88;										
		1988-89—1992-93	284	7	52	59	409	26	0	6	6	94
	(Acquired from Los Angeles on 2/23/88 for Ron Duguay. Traded to Minnesota on 6/13/88 for future considerations (Louie Debrusk). Acquired from Minnesota on 12/9/88 for Larry Bernard and a 1989 5th round draft choice (Rhys Hollyman). Traded to Los Angeles on 3/22/93 with a 1993 5th round draft choice (Frederik Beaubien) for John McIntyre.)											
3	**Ron Harris (D)**	1972-73—1975-76	147	6	30	36	64	24	4	3	7	25
17	**Ed Harrison (LW)**	1950-51	5	1	0	1	0	—	—	—	—	—
18	**Mike Hartman (LW)**	1992-93—1994-95	39	1	1	2	80	—	—	—	—	—
	(Acquired from Tampa Bay on 3/22/93 for Randy Gilhen. Left via free agency.)											
2	**Doug Harvey (D)**	1961-62—1963-64	151	10	61	71	144	6	0	1	1	2

ALL-TIME PLAYER REGISTER

			REGULAR SEASON					PLAYOFFS				
NO.	NAME & POSITION	YEARS PLAYED	GP	G	A	PTS	PIM	GP	G	A	PTS	PIM
20, 10	**Todd Harvey (RW)**	1998–99—1999–00	68	14	20	34	134	—	—	—	—	—
	(Acquired from Dallas on 3/24/98 with Bob Errey and a 1998 4th round draft choice (Boyd Kane) for Mike Keane, Brian Skrudland, and a 1998 6th round draft choice (Pavel Patera). Traded to San Jose on 12/30/99 with a 2001 4th round draft choice (Dimitri Patzold) for Radek Dvorak.)											
4	**Kevin Hatcher (D)**	1999–00	74	4	19	23	38	—	—	—	—	—
	(Acquired from Pittsburgh on 9/30/99 for Peter Popovic. Left via free agency.)											
12	**Gordie Haworth (C)**	1952–53	2	0	1	1	0	—	—	—	—	—
*13	**Kevin Hayes (C)**	2014–15—2017–18	310	73	101	174	88	34	2	8	10	10
	(Signed as a free agent on 8/20/14.)											
25	**Paul Healey (LW)**	2003–04	4	0	0	0	0	—	—	—	—	—
	(Signed as a free agent on 7/28/03. Traded to Florida on 3/9/04 for Jeff Paul.)											
19	**Mark Heaslip (RW)**	1976–77—1977–78	48	6	10	16	65	3	0	0	0	0
40, 26	**Randy Heath (LW)**	1984–85—1985–86	13	2	4	6	15	—	—	—	—	—
12, 14	**Andy Hebenton (RW)**	1955–56—1962–63	560	177	191	368	80	22	6	5	11	8
15	**Anders Hedberg (RW)**	1978–79—1984–85	465	172	225	397	144	58	22	24	46	31
49	**Ilkka Heikkinen (D)**	2009–10	7	0	0	0	0	—	—	—	—	—
	(Signed as a free agent on 5/20/09. Left via free agency.)											
23	**Bill Heindl (LW)**	1972–73	4	1	0	1	0	—	—	—	—	—
47	**Barrett Heisten (LW)**	2001–02	10	0	0	0	2	—	—	—	—	—
	(Signed as a free agent on 6/11/01. Traded to Dallas on 3/12/02 with Manny Malhotra for Martin Rucinsky and Roman Lyashenko.)											
14, 3	**Ott Heller (D)**	1931–32—1945–46	649	54	176	230	467	61	6	8	14	61
23	**Raimo Helminen (C)**	1985–86—1986–87	87	12	34	46	12	2	0	0	0	0
21	**Camille Henry (LW)**	1953–54—1954–55;										
		1956–57—1964–65;										
		1967–68	637	256	222	478	72	22	3	7	10	5
18	**Wally Hergesheimer (RW)**	1951–52—1955–56;										
		1958–59	310	112	77	189	94	5	1	0	1	0
15	**Orville "Obs" Heximer (LW)**	1929–30	19	1	0	1	4	—	—	—	—	—
6	**Bryan Hextall, Jr. (C)**	1962–63	21	0	2	2	8	—	—	—	—	—
20, 15	**Bryan Hextall, Sr. (RW)**	1936–37—1943–44;										
12		1945–46—1947–48	449	187	180	367	227	37	8	9	17	19
24, 21	**Dennis Hextall (C)**	1967–68—1968–69	13	1	4	5	25	2	0	0	0	0
18, 12, 17	**Bill Hicke (RW)**	1964–65—1966–67	137	18	33	51	58	—	—	—	—	—
28	**Greg Hickey (LW)**	1977–78	1	0	0	0	0	—	—	—	—	—
14, 16,	**Pat Hickey (LW)**	1975–76—1979–80;										
24		1981–82	370	128	129	257	216	21	3	7	10	6
21	**Chris Higgins (LW)**	2009–10	55	6	8	14	32	—	—	—	—	—
	(Acquired from Montreal on 6/30/09 with Ryan McDonagh, Pavel Valentenko, and Doug Janik for Scott Gomez,Tom Pyatt, and Mike Busto. Traded to Calgary on 2/2/10 with Ales Kotalik for Olli Jokinen and Brandon Prust.)											
14	**Ike Hildebrand (RW)**	1953–54	32	6	10	16	12	—	—	—	—	—
16, 14, 8,	**Dutch Hiller (LW)**	1937–38—1940–41;										
18, 17		1943–44	198	49	69	118	116	23	3	4	7	7
16	**Jim Hiller (RW)**	1993–94	2	0	0	0	7	—	—	—	—	—
	(Claimed off waivers from Detroit on 10/12/93. Left via free agency.)											
2	**Wayne Hillman (D)**	1964–65—1967–68	219	6	41	47	185	6	0	0	0	2
27, 37	**Jan Hlavac (LW)**	1999–00—2000–01;	218	52	80	132	52	—	—	—	—	—
		2003–04										
	(Acquired from Calgary on 6/26/99 with a 1999 1st round draft choice (Jamie Lundmark) and a 1999 3rd round draft choice (later traded) for Marc Savard and a 1999 1st round draft choice (Oleg Saprykin). Traded to Philadelphia on 8/20/01 with Kim Johnsson, Pavel Brendl, and a 2003 3rd round draft choice (Stefan Ruzicka) for Eric Lindros and future considerations. Signed as a free agent on 8/28/03. Left via free agency.)											
88	**Ken Hodge (RW)**	1976–77—1977–78	96	23	45	68	51	—	—	—	—	—
22, 55	**Nick Holden (D)**	2016–17—2017–18	135	14	32	46	49	11	2	2	4	4
	(Acquired from Colorado on 6/25/16 for a 2017 4th round draft choice (Petr Kvaca). Traded to Boston on 2/20/18 for Rob O'Gara and a 2018 3rd round draft choice (Joey Keane).)											
16	**Bobby Holik (C)**	2002–03—2003–04	146	41	50	91	148	—	—	—	—	—
	(Signed as a free agent on 7/1/02. Club exercised buyout option on 7/29/05.)											
22	**Jerry Holland (LW)**	1974–75—1975–76	37	8	4	12	6	—	—	—	—	—
*12	**Peter Holland (C)**	2017–18	23	1	3	4	7	—	—	—	—	—
	(Acquired from Montreal on 11/30/17 for Adam Cracknell.)											
44	**Ryan Hollweg (LW)**	2005–06—2007–08	200	5	7	12	311	14	0	1	1	23
	(Selected in the 8th round, 238th overall, in the 2001 Entry Draft. Traded to Toronto on 7/14/08 for a 2009 5th round draft choice (later traded).)											
17, 15	**Greg Holst (C)**	1975–76—1977–78	11	0	0	0	0	—	—	—	—	—
6	**Miloslav Horava (D)**	1988–89—1990–91	80	5	17	22	38	2	0	1	1	0
	(Acquired from Edmonton on 10/23/86 with Don Jackson, Mike Golden, and future considerations (Stu Kulak) for Reijo Ruotsalainen, Ville Kentala, Clark Donatelli, and Jim Wiemer. Traded to Quebec on 5/25/91 for Stephane Guerard.)											
3	**Tim Horton (D)**	1969–70—1970–71	93	3	23	26	73	19	2	5	7	42
11, 6, 15	**Bronco Horvath (C)**	1955–56—1956–57;										
		1962–63	114	20	34	54	76	5	1	2	3	4
23	**Ed Hospodar (D)**	1979–80—1981–82	122	8	23	31	442	19	3	0	3	135
81	**Marcel Hossa (LW)**	2005–06—2007–08	164	21	21	42	78	14	2	2	4	10
	(Acquired from Montreal on 9/30/05 for Garth Murray. Traded to Phoenix on 2/26/08 with Al Montoya for David LeNeveu, Fredrik Sjostrom, Josh Gratton, and a 2009 5th round draft choice (Roman Horak).)											
16, 9, 11	**Vic Howe (RW)**	1950–51;										
		1953–54—1954–55	33	3	4	7	10	—	—	—	—	—
3, 4	**Harry Howell (D)**	1952–53—1968–69	1160	82	263	345	1147	34	3	2	5	30
5, 21	**Ron Howell (D/LW)**	1954–55—1955–56	3	0	0	0	4	—	—	—	—	—
46	**Marek Hrivik (LW)**	2015–16—2016–17	21	0	3	3	2	—	—	—	—	—
	(Signed as a free agent on 5/30/12. Left via free agency.)											
27	**Willie Huber (D)**	1983–84—1987–88	238	28	58	86	282	28	5	5	10	33

ALL-TIME PLAYER REGISTER

			REGULAR SEASON					PLAYOFFS				
NO.	NAME & POSITION	YEARS PLAYED	GP	G	A	PTS	PIM	GP	G	A	PTS	PIM
15	**Mike Hudson (C)**	1993-94	48	4	7	11	47	—	—	—	—	—
	(Selected from Edmonton on 10/3/93 in the NHL Waiver Draft. Selected by Pittsburgh on 1/18/95 in the NHL Waiver Draft.)											
28	**John Hughes (D)**	1980-81	—	—	—	—	—	3	0	1	1	6
21	**Jody Hull (RW)**	1990-91—1991-92	50	5	8	13	12	—	—	—	—	—
	(Acquired from Hartford on 7/9/90 for Carey Wilson and a 1991 3rd round draft choice (Michael Nylander). Traded to Ottawa on 7/28/92 for future considerations.)											
5	**Fred Hunt (RW)**	1944-45	44	13	9	22	6	—	—	—	—	—
44	**Matt Hunwick (D)**	2014-15	55	2	9	11	16	6	0	0	0	0
	(Signed as a free agent on 7/1/14. Left via free agency.)											
2, 25	**Larry Huras (D)**	1976-77	2	0	0	0	0	—	—	—	—	—
32	**Mike Hurlbut (D)**	1992-93	23	1	8	9	16	—	—	—	—	—
	(Selected on 6/10/88 in the NHL supplemental draft. Traded to Quebec on 9/7/93 for Alexander Karpovtsev.)											
11	**Ron Hutchinson (C)**	1960-61	9	0	0	0	0	—	—	—	—	—
38	**Jarkko Immonen (C)**	2005-06—2006-07	20	3	5	8	4	—	—	—	—	—
	(Acquired from Toronto on 3/3/04 with Maxim Kondratiev, a 2004 1st round draft choice (later traded), and a 2005 2nd round draft choice (Michael Sauer) for Brian Leetch and a 2004 4th round draft choice (Roman Kukumberg.) Left via free agency.)											
10	**Earl Ingarfield (C)**	1958-59—1966-67	527	122	142	264	187	10	4	2	6	4
4, 2	**Ron Ingram (D)**	1963-64—1964-65	19	1	3	4	10	—	—	—	—	—
27, 26	**Ted Irvine (LW)**	1969-70—1974-75	378	86	91	177	438	60	10	18	28	102
2, 6, 3	**Ivan Irwin (D)**	1953-54—1955-56;										
		1957-58	151	2	26	28	214	5	0	0	0	8
15	**Brad Isbister (LW)**	2006-07	19	1	4	5	14	4	0	0	0	2
	(Acquired from Carolina on 11/21/06 for Jakub Petruzalek and future considerations. Left via free agency.)											
29	**Don Jackson (D)**	1986-87	22	1	0	1	91	—	—	—	—	—
14	**Jeff Jackson (LW)**	1986-87	9	5	1	6	15	6	1	1	2	16
68	**Jaromir Jagr (RW)**	2003-04—2007-08	277	124	195	319	220	23	10	17	27	26
	(Acquired from Washington on 1/23/04 for Anson Carter. Left via free agency.)											
14	**Jimmy Jamieson (D)**	1943-44	1	0	1	1	0	—	—	—	—	—
27, 47,	**Mark Janssens (C)**	1987-88—1991-92	157	14	15	29	338	15	5	1	6	16
15	(Selected in the 4th round, 72nd overall, in the 1986 Entry Draft. Traded to Minnesota on 3/10/92 for Mario Thyer and a 1993 3rd round draft choice (Maxim Galanov.)											
28, 6	**Doug Jarrett (D)**	1975-76—1976-77	54	0	4	4	23	—	—	—	—	—
8	**Pierre Jarry (LW)**	1971-72	34	3	3	6	20	—	—	—	—	—
17, 10	**Larry Jeffrey (LW)**	1967-68—1968-69	122	3	10	13	27	7	0	0	0	2
39, 15	**Chris Jensen (RW)**	1985-86—1987-88	52	7	11	18	23	—	—	—	—	—
39	**Nicklas Jensen (RW)**	2016-17	7	0	0	0	0	—	—	—	—	—
	(Acquired from Vancouver on 1/8/16 with a 2017 6th round draft choice (Dominik Lakatos) for Emerson Etem. Left via free agency.)											
2	**Joe Jerwa (D)**	1930-31	33	4	7	11	72	4	0	0	0	8
26	**Andreas Johansson (LW)**	2001-02	70	14	10	24	46	—	—	—	—	—
	(Claimed from Calgary in the NHL Waiver Draft on 9/29/00. Left via free agency.)											
5, 16,	**Don Johns (D)**	1960-61;	148	2	21	23	68	—	—	—	—	—
19, 6		1962-63—1964-65										
3, 33	**Ivan "Ching" Johnson (D)**	1926-27—1936-37	405	38	48	86	826	54	5	2	7	150
20, 24, 18	**Jim Johnson (C)**	1964-65—1966-67	8	1	0	1	0	—	—	—	—	—
3	**Kim Johnsson (D)**	1999-00—2000-01	151	11	36	47	86	—	—	—	—	—
	(Selected in the 11th round, 286th overall, in the 1994 Entry Draft. Traded to Philadelphia on 8/20/01 with Jan Hlavac, Pavel Brendl, and a 2003 3rd round draft choice (Stefan Ruzicka) for Eric Lindros and future considerations.)											
14, 17	**Ed Johnstone (RW)**	1975-76;										
		1977-78—1982-83	371	109	125	234	319	53	13	10	23	83
12	**Olli Jokinen (C)**	2009-10	26	4	11	15	22	—	—	—	—	—
	(Acquired from Calgary on 2/2/10 with Brandon Prust for Ales Kotalik and Chris Higgins. Left via free agency.)											
6	**Bob Jones (LW)**	1968-69	2	0	0	0	0	—	—	—	—	—
86	**Josh Jooris (C)**	2016-17	12	1	1	2	6	—	—	—	—	—
	(Signed as a free agent on 7/15/16. Claimed off waivers by Arizona on 12/11/16.)											
12, 15, 16	**Bing Juckes (LW)**	1947-48; 1949-50	16	2	1	3	6	—	—	—	—	—
18, 19	**Bill Juzda (D)**	1940-41—1941-42;										
		1945-46—1947-48	187	11	25	36	178	12	0	1	1	13
15, 11	**Bob Kabel (C)**	1959-60—1960-61	47	5	13	18	32	—	—	—	—	—
17	**Alex Kaleta (LW)**	1948-49—1950-51	181	32	37	69	84	10	0	3	3	0
45	**Dmitri Kalinin (D)**	2008-09	58	1	12	13	26	—	—	—	—	—
	(Signed as a free agent on 7/3/08. Traded to Phoenix on 3/4/09 with Nigel Dawes and Petr Prucha for Derek Morris.)											
13	**Valeri Kamensky (LW)**	1999-00—2000-01	123	27	39	66	60	—	—	—	—	—
	(Signed as a free agent on 7/6/99. Left via free agency.)											
43, 47	**Steven Kampfer (D)**	2016-17—2017-18	32	1	2	3	22	—	—	—	—	—
	(Signed as a free agent on 7/1/14. Traded to Florida on 10/6/14 with Andrew Yogan for Joey Crabb. Acquired from Florida on 11/8/16 with a conditional 2018 7th round draft choice for Dylan McIlrath. Traded to Boston on 9/11/18 with a 2019 4th round draft choice and a conditional 7th round draft choice for Adam McQuaid.)											
26	**Sheldon Kannegiesser (D)**	1972-73—1973-74	15	1	4	5	10	1	0	0	0	2
33	**Dave Karpa (D)**	2001-02—2002-03	94	1	12	13	145	—	—	—	—	—
	(Signed as a free agent on 7/1/01. Left via free agency.)											
25	**Alexander Karpovtsev (D)**	1993-94—1998-99	280	22	75	97	211	44	2	8	10	36
	(Acquired from Quebec on 9/7/93 for Mike Hurlbut. Traded to Toronto on 10/14/98 with a 1999 4th round draft choice (Mirko Murovic) for Mathieu Schneider.)											
6	**Darius Kasparaitis (D)**	2002-03—2006-07	215	6	28	34	260	2	0	0	0	0
	(Signed as a free agent on 7/2/02. Left via free agency.)											
12	**Mike Keane (RW)**	1997-98	70	8	10	18	47	—	—	—	—	—
	(Signed as a free agent on 7/7/97. Traded to Dallas on 3/24/98 with Brian Skrudland and a 1998 6th round draft choice (Pavel Patera) for Todd Harvey, Bob Errey, and a 1998 4th round draft choice (Boyd Kane).)											
21	**Mike Keating (LW)**	1977-78	1	0	0	0	0	—	—	—	—	—
11, 10	**Butch Keeling (LW)**	1928-29—1937-38	452	136	55	191	260	47	12	11	23	34
19	**Ralph Keller (D)**	1962-63	3	1	0	1	6	—	—	—	—	—

ALL-TIME PLAYER REGISTER

			REGULAR SEASON					PLAYOFFS				
NO.	NAME & POSITION	YEARS PLAYED	GP	G	A	PTS	PIM	GP	G	A	PTS	PIM
29	**Chris Kenady (RW)**	1999-00	2	0	0	0	0	—	—	—	—	—
	(Acquired from St. Louis on 2/22/99 as future considerations as part of a trade with the Blues for Jeff Finley and Geoff Smith on 2/13/99. Left via free agency.)											
6	**Dean Kennedy (D)**	1988-89	16	0	1	1	40	—	—	—	—	—
16	**Ernest Kenny (D)**	1930-31	6	0	0	0	0	—	—	—	—	—
12	**Tim Kerr (RW)**	1991-92	32	7	11	18	12	8	1	0	1	0
	(Acquired from San Jose on 5/30/91 for Brian Mullen and future considerations. Traded to Hartford on 7/9/92 for future considerations.)											
12, 19	**Kris King (LW)**	1989-90—1992-93	249	27	33	60	731	29	6	2	8	80
	(Acquired from Detroit on 9/7/89 for Chris McRae and a 1990 5th round choice (Tony Burns.) Traded to Winnipeg on 12/28/92 with Tie Domi for Ed Olczyk.)											
25	**Steven King (RW)**	1992-93	24	7	5	12	16	—	—	—	—	—
	(Selected on 6/21/91 in the NHL supplemental draft. Selected by Anaheim on 6/24/93 in the NHL Expansion Draft.)											
16	**Bobby Kirk (RW)**	1937-38	39	4	8	12	14	—	—	—	—	—
6	**Bob Kirkpatrick (C)**	1942-43	49	12	12	24	6	—	—	—	—	—
16, 11	**Kelly Kisio (C)**	1986-87—1990-91	336	110	195	305	415	18	2	9	11	19
	(Acquired from Detroit on 7/29/86 with Lane Lambert, Jim Leavins, and a 1988 5th round draft choice (later traded) for Glen Hanlon, a 1987 3rd round draft choice (Dennis Holland), a 1988 3rd round draft choice (Guy Dupuis), and future considerations. Selected by Minnesota on 5/30/91 in the NHL Expansion Draft.)											
8	**Kevin Klein (D)**	2013-14—2016-17	224	22	50	72	75	45	1	9	10	15
	(Acquired from Nashville on 1/22/14 for Michael Del Zotto. Retired on 7/7/17.)											
3	**Scot Kleinendorst (D)**	1982-83—1983-84	53	2	11	13	43	6	0	2	2	2
22	**Tomas Kloucek (D)**	2000-01—2001-02	95	2	7	9	211	—	—	—	—	—
	(Selected in the 5th round, 131st overall, in the 1998 Entry Draft. Traded to Nashville on 12/12/02 with Rem Murray and Marek Zidlicky for Mike Dunham.)											
22	**Mike Knuble (RW)**	1998-99—1999-00	141	24	25	49	44	—	—	—	—	—
	(Acquired from Detroit on 10/1/98 for a 2000 2nd round draft choice (Tomas Kopecky). Traded to Boston on 3/10/00 for Rob DiMaio.)											
26	**Joe Kocur (RW)**	1990-91—1995-96	278	14	15	29	537	48	2	4	6	84
	(Acquired from Detroit on 3/5/91 with Per Djoos for Kevin Miller, Dennis Vial, and Jim Cummins. Traded to Vancouver on 3/20/96 for Kay Whitmore.)											
25	**Chad Kolarik (C)**	2010-11	4	0	1	1	2	—	—	—	—	—
	(Acquired from Columbus on 11/11/10 for Dane Byers. Traded to Pittsburgh on 1/24/13 for Benn Ferriero.)											
24	**Maxim Kondratiev (D)**	2005-06	29	1	2	3	22	—	—	—	—	—
	(Acquired from Toronto on 3/3/04 with Jarkko Immonen, a 2004 1st round draft choice (later traded), and a 2005 2nd round draft choice (Michael Sauer) for Brian Leetch and a 2004 4th round draft choice (Roman Kukumberg). Traded to Anaheim on 1/8/06 for Petr Sykora and a 2007 4th round draft choice (later traded).)											
23	**Chris Kontos (C)**	1982-83—1984-85	78	12	16	28	65	—	—	—	—	—
6	**Mike Korney (RW)**	1978-79	18	0	1	1	18	—	—	—	—	—
22, 29	**Lauri Korpikoski (LW)**	2007-08—2008-09	68	6	8	14	14	8	1	2	3	0
	(Selected in the 1st round, 19th overall, in the 2004 Entry Draft. Traded to Phoenix on 7/13/09 for Enver Lisin.)											
4	**Michael Kostka (D)**	2014-15	7	0	1	1	0	—	—	—	—	—
	(Signed as a free agent on 7/1/14. Left via free agency.)											
12	**Ales Kotalik (RW)**	2009-10	45	8	14	22	38	—	—	—	—	—
	(Signed as a free agent on 7/9/09. Traded to Calgary on 2/2/10 with Chris Higgins for Olli Jokinen and Brandon Prust.)											
16	**Dick Kotanen (D)**	1950-51	1	0	0	0	0	—	—	—	—	—
24	**Chris Kotsopoulos (D)**	1980-81	54	4	12	16	153	14	0	3	3	63
27	**Alexei Kovalev (RW)**	1992-93—1998-99; 2002-03—2003-04	492	142	188	330	533	44	16	23	39	42
	(Selected in the 1st round, 15th overall, in the 1991 Entry Draft. Traded to Pittsburgh on 11/25/98 with Harry York for Petr Nedved, Sean Pronger, and Chris Tamer. Acquired from Pittsburgh on 2/10/03 with Dan LaCouture, Janne Laukkanen, and Mike Wilson for Joel Bouchard, Richard Lintner, Mikael Samuelsson, and Rico Fata. Traded to Montreal on 3/2/04 for Jozef Balef and a 2004 2nd round draft choice (Bruce Graham).)											
6	**Steve Kraftcheck (D)**	1951-52—1952-53	127	10	18	28	75	—	—	—	—	—
*20	**Chris Kreider (LW)**	2011-12—2017-18	381	105	114	219	326	77	23	14	37	58
	(Selected in the 1st round, 19th overall, in the 2009 Entry Draft.)											
20	**Jason Krog (C)**	2006-07	9	2	0	2	4	—	—	—	—	—
	(Claimed off waivers from Atlanta on 1/12/07. Claimed off waivers by Atlanta on 2/27/07.)											
20, 19	**Joe Krol (LW)**	1936-37; 1938-39	2	1	1	2	0	—	—	—	—	—
25, 22	**Jim Krulicki (LW)**	1970-71	27	0	2	2	6	—	—	—	—	—
10, 15	**Aggie Kukulowicz (C)**	1952-53—1953-54	4	1	0	1	0	—	—	—	—	—
18	**Stu Kulak (RW)**	1986-87	3	0	0	0	0	3	0	0	0	2
14, 19	**Eddie Kullman (RW)**	1947-48—1948-49; 1950-51—1953-54	343	56	70	126	300	6	1	0	1	2
19, 17	**Alan Kuntz (LW)**	1941-42; 1945-46	45	10	12	22	12	6	1	0	1	2
17	**Jari Kurri (RW)**	1995-96	14	1	4	5	2	11	3	5	8	2
	(Acquired from Los Angeles on 3/14/96 with Marty McSorley and Shane Churla for Ray Ferraro, Mattias Norstrom, Ian Laperriere, Nathan LaFayette, and a 1997 4th round draft choice (Sean Blanchard). Left via free agency.)											
11, 25	**Orland Kurtenbach (C)**	1960-61; 1966-67—1969-70	199	30	61	91	191	15	2	4	6	50
8	**Larry Kwong (RW)**	1947-48	1	0	0	0	0	—	—	—	—	—
19, 17	**Bill Kyle (C)**	1949-50—1950-51	3	0	3	3	0	—	—	—	—	—
15, 6	**Gus Kyle (D)**	1949-50—1950-51	134	5	8	13	235	12	1	2	3	30
19	**Nick Kypreos (LW)**	1993-94—1995-96	128	7	12	19	272	13	0	2	2	8
	(Acquired from Hartford on 11/2/93 with Steve Larmer, Barry Richter, and a 1994 6th round draft choice (Yuri Litvinov) for James Patrick and Darren Turcotte. Traded to Toronto on 2/29/96 with Wayne Presley for Bill Berg and Sergio Momesso.)											
15, 10	**Mike Labadie (RW)**	1952-53	3	0	0	0	0	—	—	—	—	—
19, 6	**Gordon Labossiere (C)**	1963-64—1964-65	16	0	0	0	8	—	—	—	—	—
17, 5	**Max Labovitch (RW)**	1943-44	5	0	0	0	4	—	—	—	—	—
6, 20	**Guy Labrie (D)**	1944-45	27	2	2	4	14	—	—	—	—	—
39	**Dan LaCouture (LW)**	2002-03—2003-04	83	6	6	12	82	—	—	—	—	—
	(Acquired from Pittsburgh on 2/10/03 with Alexei Kovalev, Janne Laukkanen, and Mike Wilson for Joel Bouchard, Richard Lintner, Mikael Samuelsson, and Rico Fata. Left via free agency.)											
32, 37	**Daniel Lacroix (C)**	1993-94; 1994-95—1995-96	30	2	2	4	30	—	—	—	—	—
	(Selected in the 2nd round, 31st overall, in the 1987 Entry Draft. Traded to Boston on 8/19/94 for Glen Featherstone. Claimed off waivers from Boston on 3/23/95. Left via free agency.)											

ALL-TIME PLAYER REGISTER

			REGULAR SEASON					PLAYOFFS				
NO.	NAME & POSITION	YEARS PLAYED	GP	G	A	PTS	PIM	GP	G	A	PTS	PIM
28	**Eric Lacroix (LW)**	1998-99—2000-01	146	8	12	20	67	—	—	—	—	—
	(Acquired from Los Angeles on 2/12/99 for Sean Pronger. Traded to Ottawa on 3/1/01 for Colin Forbes.)											
22	**Nathan LaFayette (C)**	1994-95—1995-96	17	0	0	0	2	8	0	0	0	2
	(Acquired from Vancouver on 4/7/95 for Corey Hirsch. Traded to Los Angeles on 3/14/96 with Mattias Norstrom, Ian Laperriere, Ray Ferraro, and a 1997 4th round draft choice (Sean Blanchard) for Marty McSorley, Shane Churla, and Jari Kurri.)											
10	**Guy Lafleur (RW)**	1988-89	67	18	27	45	12	4	1	0	1	0
16	**Pat LaFontaine (C)**	1997-98	67	23	39	62	36	—	—	—	—	—
	(Acquired from Buffalo on 9/29/97 for a 1998 2nd round draft choice (Andrew Peters) and future considerations. Retired following the 1997-98 season.)											
15	**Jason Lafreniere (C)**	1988-89	38	8	16	24	6	3	0	0	0	17
2	**Tom Laidlaw (D)**	1980-81—1986-87	510	20	99	119	561	48	2	12	14	66
14	**Lane Lambert (RW)**	1986-87	18	2	2	4	33	—	—	—	—	—
3, 16, 19, 22	**Jean-Paul Lamirande (D/LW)**	1946-47—1947-48; 1949-50	48	5	5	10	26	8	0	0	0	4
38, 33, 26	**Bryce Lampman (D)**	2003-04—2006-07	10	0	0	0	2	—	—	—	—	—
	(Selected in the 4th round, 113th overall, in the 2001 Entry Draft. Rights traded to Tampa Bay on 7/4/07 for rights to Mitch Fritz.)											
14, 21, 16, 19, 3	**Jack Lancien (D)**	1946-47—1947-48; 1949-50—1950-51	63	1	5	6	35	7	0	1	1	2
12	**Myles Lane (D)**	1928-29	24	1	0	1	32	—	—	—	—	—
15, 19	**Darren Langdon (LW)**	1994-95—1999-00	277	14	15	29	735	12	0	0	0	2
	(Signed as a free agent on 8/16/93. Traded to Carolina on 8/4/00 with Rob Dimaio for Sandy McCarthy and a 2001 4th round draft choice (Bryce Lampman).)											
4	**Albert Langlois (D)**	1961-62—1963-64	173	13	34	47	184	6	0	1	1	2
22	**Ian Laperriere (C)**	1995-96	28	1	2	3	53	—	—	—	—	—
	(Acquired from St. Louis on 12/28/95 for Stephane Matteau. Traded to Los Angeles on 3/14/96 with Mattias Norstrom, Ray Ferraro, Nathan LaFayette, and a 1997 4th round draft choice (Sean Blanchard) for Marty McSorley, Shane Churla, and Jari Kurri.)											
10	**Edgar Laprade (C)**	1945-46—1954-55	500	108	172	280	42	18	4	9	13	4
28	**Steve Larmer (RW)**	1993-94—1994-95	115	35	54	89	57	33	11	9	20	20
	(Acquired from Hartford on 11/2/93 with Nick Kypreos, Barry Richter, and a 1994 6th round draft choice (Yuri Litvinov) for Darren Turcotte and James Patrick. Retired following the 1994-95 season.)											
20, 37	**Claude Larose (LW)**	1979-80; 1981-82	25	4	7	11	2	2	0	0	0	0
18	**Cory Larose (C)**	2003-04	7	0	1	1	4	—	—	—	—	—
	(Acquired from Minnesota on 2/20/03 for Jay Henderson. Left via free agency.)											
10, 24	**Pierre Larouche (C)**	1983-84—1987-88	253	123	120	243	59	27	14	12	26	6
39	**Steve Larouche (C)**	1995-96	1	0	0	0	0	—	—	—	—	—
	(Acquired from Ottawa on 10/5/95 for Jean-Yves Roy. Traded to Los Angeles on 1/14/96 for Chris Snell.)											
19	**Norm Larson (RW)**	1946-47	1	0	0	0	0	—	—	—	—	—
44	**Jim Latos (RW)**	1988-89	1	0	0	0	0	—	—	—	—	—
18	**Phil Latreille (RW)**	1960-61	4	0	0	0	2	—	—	—	—	—
39	**Peter Laviolette (D)**	1988-89	12	0	0	0	6	—	—	—	—	—
17	**Brian Lawton (C)**	1988-89	30	7	10	17	39	—	—	—	—	—
16, 2	**Hal Laycoe (D)**	1945-46—1946-47	75	1	14	15	31	—	—	—	—	—
24	**Jim Leavins (D)**	1986-87	4	0	1	1	4	—	—	—	—	—
18	**Al LeBrun (D)**	1960-61; 1965-66	6	0	2	2	4	—	—	—	—	—
18	**Albert LeDuc (D)**	1933-34	7	0	0	0	6	—	—	—	—	—
30	**Grant Ledyard (D)**	1984-85—1985-86	69	10	21	31	73	3	0	2	2	4
2	**Brian Leetch (D)**	1987-88—2003-04	1129	240	741	981	525	82	28	61	89	30
	(Selected in the 1st round, 9th overall, in the 1986 Entry Draft. Traded to Toronto on 3/3/04 with a 2004 4th round draft choice (Roman Kukumberg) for Maxim Kondratiev, Jarkko Immonen, a 2004 1st round draft choice (later traded), and a 2005 2nd round draft choice (Michael Sauer.)											
24	**Sylvain Lefebvre (D)**	1999-00—2002-03	229	4	30	34	131	—	—	—	—	—
	(Signed as a free agent on 7/19/99. Left via free agency.)											
6, 5	**Roger Leger (D)**	1943-44	7	1	2	3	2	—	—	—	—	—
4	**Randy Legge (D)**	1972-73	12	0	2	2	2	—	—	—	—	—
28	**Mikko Leinonen (C)**	1981-82—1983-84	159	31	77	108	69	19	2	11	13	28
9, 14	**Real Lemieux (LW)**	1969-70; 1973-74	63	4	6	10	51	—	—	—	—	—
18, 21	**Tony Leswick (LW)**	1945-46—1950-51	368	113	89	202	422	18	5	6	11	30
*95	**Vinni Lettieri (C)**	2017-18	19	1	4	5	0	—	—	—	—	—
	(Signed as a free agent on 3/27/17.)											
14	**Joe Levandoski (RW)**	1946-47	8	1	1	2	0	—	—	—	—	—
11	**Alex Levinsky (D)**	1934-35	20	0	4	4	6	—	—	—	—	—
22	**Danny Lewicki (LW)**	1954-55—1957-58	280	76	90	166	107	16	0	4	4	8
27, 22	**Dale Lewis (LW)**	1975-76	8	0	0	0	0	—	—	—	—	—
26	**Igor Liba (LW)**	1988-89	10	2	5	7	15	—	—	—	—	—
6	**Doug Lidster (D)**	1993-94; 1995-96—1997-98	177	8	19	27	131	31	4	5	9	24
	(Acquired from Vancouver on 6/25/93 as future considerations as part of trade sending John Vanbiesbrouck to the Canucks on 6/20/93. Traded to St. Louis on 7/24/94 with Esa Tikkanen for Petr Nedved. Acquired from St. Louis on 7/31/95 for Jay Wells. Left via free agency.)											
55	**David Liffiton (D)**	2005-06—2006-07	3	0	0	0	9	—	—	—	—	—
	(Acquired from Colorado on 3/8/04 with Chris McAllister and a 2004 2nd round draft choice (later traded) for Matthew Barnaby and a 2004 3rd round draft choice (Denis Parshin). Left via free agency.)											
48, 24	**Oscar Lindberg (C)**	2014-15—2016-17	134	21	27	48	75	14	3	1	4	4
	(Acquired from Phoenix on 5/8/11 for Ethan Werek. Selected by Vegas on 6/21/17 in the NHL Expansion Draft.)											
21	**Johan Lindbom (RW)**	1997-98	38	1	3	4	28	—	—	—	—	—
	(Selected in the 5th round, 134th overall, in the 1997 Entry Draft. Left via free agency.)											
88	**Eric Lindros (C)**	2001-02—2003-04	192	66	92	158	339	—	—	—	—	—
	(Acquired from Philadelphia on 8/20/01 with future considerations for Kim Johnsson, Jan Hlavac, Pavel Brendl, and a 2003 3rd round draft choice (Stefan Ruzicka). Left via free agency.)											
21	**Richard Lintner (D)**	2002-03	10	1	0	1	0	—	—	—	—	—
	(Acquired from Nashville on 3/19/02 for Peter Smrek. Traded to Pittsburgh on 2/10/03 with Joel Bouchard, Rico Fata, and Mikael Samuelsson for Alexei Kovalev, Dan LaCouture, Janne Laukkanen, and Mike Wilson.)											

ALL-TIME PLAYER REGISTER

			REGULAR SEASON					PLAYOFFS				
NO.	NAME & POSITION	YEARS PLAYED	GP	G	A	PTS	PIM	GP	G	A	PTS	PIM
81	**Enver Lisin (RW)**	2009-10	57	6	8	14	18	—	—	—	—	—
	(Acquired from Phoenix on 7/13/09 for Lauri Korpikoski. Left via free agency.)											
28	**Bill Lochead (LW)**	1979-80	7	0	0	0	4	—	—	—	—	—
84	**Corey Locke (C)**	2009-10	3	0	0	0	0	—	—	—	—	—
	(Signed as a free agent on 7/3/09. Left via free agency.)											
14	**Troy Loney (LW)**	1994-95	4	0	0	0	0	1	0	0	0	0
	(Claimed off waivers from the Islanders on 4/7/95. Retired following 1994-95 season.)											
25	**Jim Lorentz (C)**	1971-72	5	0	0	0	0	—	—	—	—	—
4	**Kevin Lowe (D)**	1992-93—1995-96	217	10	38	48	262	42	1	5	6	36
	(Acquired from Edmonton 12/11/92 for Roman Oksiuta and a 1993 3rd round draft choice (Alexander Kerch). Left via free agency.)											
19	**Norm "Odie" Lowe (C)**	1949-50	3	1	1	2	0	—	—	—	—	—
14	**Don Luce (C)**	1969-70—1970-71	21	1	3	4	8	5	0	1	1	4
9, 8	**Pentti Lund (RW)**	1948-49—1950-51	182	36	41	77	40	12	6	5	11	0
26, 21, 17	**Jamie Lundmark (C)**	2002-03—2005-06	114	11	19	30	55	—	—	—	—	—
	(Selected in the 1st round, 9th overall, in the 1999 Entry Draft. Traded to Phoenix on 10/18/05 for Jeff Taffe.)											
29, 19, 28	**Roman Lyashenko (C)**	2001-02—2002-03	17	2	0	2	0	—	—	—	—	—
	(Acquired from Dallas on 3/12/02 with Martin Rucinsky for Manny Malhotra and Barrett Heisten.)											
15	**Vic Lynn (LW/D)**	1942-43	1	0	0	0	0	—	—	—	—	—
43	**Jason MacDonald (RW)**	2003-04	4	0	0	0	19	—	—	—	—	—
	(Signed as a free agent on 12/11/03. Left via free agency.)											
14, 8, 2	**Kilby MacDonald (LW)**	1939-40—1940-41;										
		1943-44—1944-45	152	36	34	70	47	15	1	2	3	4
14, 10, 16	**Parker MacDonald (LW)**	1956-57—1957-58;										
		1959-60	119	15	18	33	52	7	2	3	5	2
14, 17, 19	**Hub Macey (LW)**	1941-42—1942-43	18	6	8	14	0	1	0	0	0	0
14, 12	**Bruce MacGregor (RW)**	1970-71—1973-74	220	62	73	135	44	51	10	14	24	10
37	**Norm Maciver (D)**	1986-87—1988-89	67	9	26	35	28	—	—	—	—	—
11	**Bill MacKenzie (D)**	1934-35	20	1	0	1	10	3	0	0	0	0
11	**Reg Mackey (D)**	1926-27	41	0	0	0	16	1	0	0	0	0
14	**Ian Mackintosh (F)**	1952-53	4	0	0	0	4	—	—	—	—	—
15	**John MacLean (RW)**	1998-99—2000-01	161	46	51	97	98	—	—	—	—	—
	(Signed as a free agent on 7/9/98. Traded to Dallas on 2/5/01 for future considerations.)											
26	**Brian MacLellan (LW)**	1985-86	51	11	21	32	47	16	2	4	6	15
12	**Bob MacMillan (RW)**	1974-75	22	1	2	3	4	—	—	—	—	—
6	**Al MacNeil (D)**	1966-67	58	0	4	4	44	4	0	0	0	2
14	**Craig MacTavish (C)**	1993-94	12	4	2	6	11	23	1	4	5	22
	(Acquired from Edmonton on 3/21/94 for Todd Marchant. Left via free agency.)											
2	**John Mahaffy (C)**	1943-44	28	9	20	29	0	—	—	—	—	—
23	**Vladimir Malakhov (D)**	2000-01—2003-04	211	12	53	65	192	—	—	—	—	—
	(Signed as a free agent on 7/10/00. Traded to Philadelphia on 3/8/04 for Rick Kozak and a 2005 2nd round draft choice (later traded).)											
6	**Manny Malhotra (C)**	1998-99—2001-02	206	19	22	41	90	—	—	—	—	—
	(Selected in the 1st round, 7th overall, in the 1998 Entry Draft. Traded to Dallas on 3/12/02 with Barrett Heisten for Martin Rucinsky and Roman Lyashenko.)											
8	**Marek Malik (D)**	2005-06—2007-08	185	6	43	49	196	14	1	4	5	16
	(Signed as a free agent on 8/2/05. Left via free agency.)											
26, 16	**Troy Mallette (LW)**	1989-90—1990-91	150	25	26	51	557	15	2	2	4	99
	(Selected in the 2nd round, 22nd overall, in the 1988 Entry Draft. Awarded to Edmonton on 9/9/91 as compensation for signing Adam Graves.)											
24	**Ryan Malone (LW)**	2014-15	6	0	0	0	4	—	—	—	—	—
	(Signed as a free agent on 9/11/14. Contract was terminated.)											
26	**Dave Maloney (D)**	1974-75—1984-85	605	70	225	295	1113	48	7	17	24	91
12	**Don Maloney (LW)**	1978-79—1988-89	653	195	307	502	739	85	22	35	57	91
	(Selected in the 2nd round, 26th overall, in the 1978 Amateur Draft. Traded to Hartford on 12/26/88 with Brian Lawton and Norm Maciver for Carey Wilson and a 1990 5th round draft pick (Lubos Rob).)											
5	**Gus Mancuso (RW)**	1942-43	21	6	8	14	13	—	—	—	—	—
26	**Mike Maneluk (RW)**	1998-99	4	0	0	0	4	—	—	—	—	—
	(Claimed off waivers from Chicago on 3/4/99. Left via free agency.)											
16, 10	**Jack Mann (C)**	1943-44—1944-45	9	3	4	7	0	—	—	—	—	—
19	**Ray Manson (LW)**	1948-49	1	0	1	1	0	—	—	—	—	—
27	**Paul Mara (D)**	2006-07—2008-09	156	8	35	43	164	27	3	4	7	46
	(Acquired from Boston on 2/27/07 for Aaron Ward. Left via free agency.)											
16	**Bud Maracle (LW)**	1930-31	11	1	3	4	4	4	0	0	0	0
39	**Todd Marchant (C)**	1993-94	1	0	0	0	0	—	—	—	—	—
	(Selected in the 7th round, 164th overall, in the 1993 Entry Draft. Traded to Edmonton on 3/21/94 for Craig MacTavish.)											
42	**Dave Marcinyshyn (D)**	1992-93	2	0	0	0	2	—	—	—	—	—
	(Signed as a free agent on 8/5/92. Left via free agency.)											
29	**Ray Markham (C)**	1979-80	14	1	1	2	21	7	1	0	1	24
25	**Mario Marois (D)**	1977-78—1980-81	166	15	52	67	356	28	0	8	8	42
	(Selected in the 4th round, 62nd overall, in the 1977 Amateur Draft. Traded to Vancouver on 11/11/80 with Jim Mayer for Jere Gillis and Jeff Bandura.)											
6	**Gilles Marotte (D)**	1973-74—1975-76	180	10	66	76	131	15	0	2	2	10
4	**Bert Marshall (D)**	1972-73	8	0	0	0	14	6	0	1	1	8
22	**Don Marshall (LW)**	1963-64—1969-70	479	129	141	270	40	15	3	2	5	2
17	**Clare Martin (D)**	1951-52	15	0	1	1	8	—	—	—	—	—
40	**Brandon Mashinter (LW)**	2012-13—2013-14	10	0	0	0	10	—	—	—	—	—
	(Acquired from San Jose on 1/16/13 for Tommy Grant and a 2014 6th round draft choice (later traded). Traded to Chicago on 12/6/13 for Kyle Beach.)											
16	**Charlie Mason (RW)**	1934-35—1935-36	74	6	14	20	22	4	0	1	1	0
32	**Stephane Matteau (LW)**	1993-94—1995-96	85	11	10	21	49	32	6	4	10	30
	(Acquired from Chicago on 3/21/94 with Brian Noonan for Tony Amonte and Matt Oates. Traded to St. Louis on 12/28/95 for Ian Laperriere.)											
26	**Brad Maxwell (D)**	1986-87	9	0	4	4	6	—	—	—	—	—
34	**Jim Mayer (RW)**	1979-80	4	0	0	0	0	—	—	—	—	—
12	**Sam McAdam (LW)**	1930-31	5	0	0	0	0	—	—	—	—	—

ALL-TIME PLAYER REGISTER

			REGULAR SEASON					PLAYOFFS				
NO.	NAME & POSITION	YEARS PLAYED	GP	G	A	PTS	PIM	GP	G	A	PTS	PIM
24	**Chris McAllister (D)**	2003-04	12	0	1	1	12	—	—	—	—	—
	(Acquired from Colorado on 3/8/04 with David Liffiton and a 2004 2nd round draft choice (later traded) for Matthew Barnaby and a 2004 3rd round draft choice (Denis Parshin). Left via free agency.)											
28	**Bryan McCabe (D)**	2010-11	19	2	4	6	6	5	0	2	2	14
	(Acquired from Florida on 2/26/11 for Tim Kennedy and a 2011 3rd round draft choice (Logan Shaw). Retired following the 2010-11 season.)											
16	**Dunc McCallum (D)**	1965-66	2	0	0	0	2	—	—	—	—	—
28	**Dan McCarthy (C)**	1980-81	5	4	0	4	4	—	—	—	—	—
10	**Sandy McCarthy (RW)**	2000-01—2002-03; 2003-04	258	28	32	60	425	—	—	—	—	—
	(Acquired from Carolina on 8/4/00 with a 2001 4th round draft choice (Bryce Lampman) for Rob DiMaio and Darren Langdon. Left via free agency. Claimed off waivers from Boston 3/9/04. Retired following the 2003-04 season.)											
39, 9	**Rob McClanahan (LW)**	1981-82—1983-84	141	33	43	76	77	19	4	10	14	14
39	**Shawn McCosh (C)**	1994-95	5	1	0	1	2	—	—	—	—	—
	(Signed as a free agent on 8/17/93. Left via free agency.)											
20, 14, 21	**Bill McCreary Sr. (LW)**	1953-54—1954-55	10	0	2	2	2	—	—	—	—	—
19	**Bill McDonagh (LW)**	1949-50	4	0	0	0	2	—	—	—	—	—
27	**Ryan McDonagh (D)**	2010-11—2017-18	516	51	187	238	221	96	10	31	41	49
	(Acquired from Montreal on 6/30/09 with Chris Higgins, Pavel Valentenko, and Doug Janik for Scott Gomez, Tom Pyatt, and Mike Busto. Traded to Tampa Bay on 2/26/18 with J.T. Miller for Vladislav Namestnikov, Brett Howden, Libor Hajek, a 2018 1st round draft choice (Nils Lundkvist), and a 2019 conditional 1st round draft choice.)											
6	**Bucko McDonald (D)**	1943-44—1944-45	79	7	15	22	14	—	—	—	—	—
11	**Jack McDonald (RW)**	1943-44	43	10	9	19	6	—	—	—	—	—
14	**Robert McDonald (RW)**	1943-44	1	0	0	0	0	—	—	—	—	—
9, 22	**Mike McDougal (RW)**	1978-79; 1980-81	3	0	0	0	0	—	—	—	—	—
27, 6	**Mike McEwen (D)**	1976-77—1979-80; 1985-86	242	42	92	134	141	18	2	11	13	8
	(Selected in the 3rd round, 42nd overall, in the 1976 Amateur Draft. Traded to Colorado on 10/2/79 with Lucien DeBlois, Pat Hickey, Dean Turner, and future considerations (Bobby Crawford on 1/15/80) for Barry Beck. Acquired from Detroit on 12/23/85 for Steve Richmond. Traded to Hartford on 3/11/86 for Bob Crawford.)											
18	**Sandy McGregor (RW)**	1963-64	2	0	0	0	0	—	—	—	—	—
42, 6	**Dylan McIlrath (D)**	2013-14—2016-17	38	2	2	4	84	1	0	0	0	0
	(Selected in the 1st round, 10th overall, in the 2010 Entry Draft. Traded to Florida on 11/8/16 for Steven Kampfer and a conditional 2018 7th round draft choice.)											
14	**John McIntyre (C)**	1992-93	11	1	0	1	4	—	—	—	—	—
	(Acquired from Los Angeles on 3/22/93 for Mark Hardy and a 1993 5th round draft choice (Frederick Beaubien). Selected by Vancouver on 10/3/93 in the NHL Waiver Draft.)											
25	**Tony McKegney (RW)**	1986-87	64	29	17	46	56	6	0	0	0	12
21	**Steve McKenna (LW)**	2001-02	54	2	1	3	144	—	—	—	—	—
	(Signed as a free agent on 8/28/01. Left via free agency.)											
17	**Don McKenney (C)**	1962-63—1963-64	76	17	33	50	10	—	—	—	—	—
14	**John McKenzie (RW)**	1965-66	35	6	5	11	36	—	—	—	—	—
*8	**Cody McLeod (LW)**	2017-18	25	0	2	2	39	—	—	—	—	—
	(Claimed off waivers from Nashville on 1/25/18.)											
19, 14, 12, 18	**Jackie McLeod (RW)**	1949-50—1952-53; 1954-55	106	14	23	37	10	7	0	0	0	0
2, 6, 4	**Mike McMahon Jr. (D)**	1963-64—1965-66; 1971-72	61	0	13	13	48	—	—	—	—	—
37, 21	**George McPhee (LW)**	1982-83—1986-87	109	21	24	45	247	29	5	3	8	73
16	**Brian McReynolds (C)**	1990-91	1	0	0	0	0	—	—	—	—	—
	(Selected in the 6th round, 112th overall, in the 1985 Entry Draft. Left via free agency. Acquired from Winnipeg on 7/10/90 for Simon Wheeldon. Left via free agency.)											
36, 55	**Marty McSorley (D)**	1995-96	9	0	2	2	21	4	0	0	0	0
	(Acquired from Los Angeles on 3/14/96 with Jari Kurri and Shane Churla for Ray Ferraro, Mattias Norstrom, Ian Laperriere, Nathan LaFayette, and a 1997 4th round draft choice (Sean Blanchard). Traded to San Jose on 8/20/96 for Jay More, Brian Swanson, and a 1997 4th round draft choice (later traded.)											
23	**Jayson Megna (C)**	2015-16	6	1	1	2	2	—	—	—	—	—
	(Signed as a free agent on 7/1/15. Left via free agency.)											
12, 6	**Dick Meissner (RW)**	1963-64—1964-65	36	3	5	8	0	—	—	—	—	—
30	**Larry Melnyk (D)**	1985-86—1987-88	133	4	21	25	281	22	1	2	3	50
8	**Jan Mertzig (D)**	1998-99	23	0	2	2	8	—	—	—	—	—
	(Selected in the 9th round, 235th overall, in the 1998 Entry Draft. Left via free agency.)											
28, 8, 29	**Joby Messier (D)**	1992-93—1994-95	25	0	4	4	24	—	—	—	—	—
	(Selected in the 6th round, 118th overall, in the 1989 Entry Draft. Left via free agency.)											
11	**Mark Messier (C)**	1991-92—1996-97; 2000-01—2003-04	698	250	441	691	667	70	29	51	80	69
	(Acquired from Edmonton on 10/4/91 with future considerations (David Shaw for Jeff Beukeboom on 11/12/91) for Bernie Nicholls, Steven Rice, and Louie DeBrusk. Left via free agency. Signed as a free agent on 7/13/00. Retired on 9/12/05.)											
24, 9, 18, 21, 16	**Larry Mickey (RW)**	1965-66—1967-68	19	0	2	2	2	—	—	—	—	—
11	**Nick Mickoski (LW)**	1947-48—1954-55	364	89	93	182	127	14	1	6	7	2
9	**Rick Middleton (RW)**	1974-75—1975-76	124	46	44	90	33	3	0	0	0	2
12, 18	**Jim Mikol (D/LW)**	1964-65	30	1	3	4	6	—	—	—	—	—
4	**Hib Milks (LW)**	1931-32	48	0	4	4	14	7	0	0	0	0
23, 32	**Corey Millen (C)**	1989-90—1991-92	19	4	5	9	12	6	1	2	3	0
	(Selected in the 3rd round, 57th overall, in the 1982 Entry Draft. Traded to Los Angeles on 12/23/91 for Randy Gilhen.)											
47, 10	**J.T. Miller (C)**	2012-13—2017-18	341	72	100	172	144	40	1	15	16	29
	(Selected in the 1st round, 15th overall, in the 2011 Entry Draft. Traded to Tampa Bay on 2/26/18 with Ryan McDonagh for Vladislav Namestnikov, Brett Howden, Libor Hajek, a 2018 1st round draft choice (Nils Lundkvist), and a 2019 conditional 1st round draft choice.)											
40, 10	**Kelly Miller (RW)**	1984-85—1986-87	117	19	36	55	76	19	3	4	7	6
26, 32, 23	**Kevin Miller (RW)**	1988-89—1990-91	103	20	37	57	67	1	0	0	0	0
	(Selected in the 10th round, 202nd overall, in the 1984 Entry Draft. Traded to Detroit on 3/5/91 with Dennis Vial and Jim Cummins for Joe Kocur and Per Djoos.)											
24	**Warren Miller (RW)**	1979-80	55	7	6	13	17	6	1	0	1	0

ALL-TIME PLAYER REGISTER

			REGULAR SEASON					PLAYOFFS				
NO.	NAME & POSITION	YEARS PLAYED	GP	G	A	PTS	PIM	GP	G	A	PTS	PIM
29	**Boris Mironov (D)**	2002-03—2003-04	111	6	22	28	120	—	—	—	—	—
	(Acquired from Chicago on 1/8/03 for a 2004 fourth round draft choice (later traded). Left via free agency.)											
34	**John Mitchell (C)**	2011-12	63	5	11	16	8	18	0	1	1	2
	(Acquired from Toronto on 2/28/11 for a 2012 7th round draft choice (Viktor Loov). Left via free agency.)											
10, 21	**Bill Moe (D)**	1944-45—1948-49	261	11	42	53	163	1	0	0	0	0
5	**Lloyd Mohns (D)**	1943-44	1	0	0	0	0	—	—	—	—	—
24	**Randy Moller (D)**	1989-90—1991-92	164	7	38	45	378	16	1	8	9	43
	(Acquired from Quebec on 10/5/89 for Michel Petit. Traded to Buffalo on 3/9/92 for Jay Wells.)											
18, 16	**Larry Molyneaux (D)**	1937-38—1938-39	45	0	1	1	20	10	0	0	0	8
32	**Sergio Momesso (LW)**	1995-96—1996-97	28	4	4	8	41	11	3	1	4	14
	(Acquired from Toronto with Bill Berg on 2/29/96 for Wayne Presley and Nick Kypreos. Traded to St. Louis on 11/13/96 for Brian Noonan.)											
15	**Hartland Monahan (RW)**	1974-75	6	0	1	1	4	—	—	—	—	—
28, 18	**Dominic Moore (C)**	2003-04—2005-06; 2013-14—2015-16	322	31	50	81	106	53	5	7	12	44
	(Selected in the 3rd round, 95th overall, in the 2000 Entry Draft. Traded to Nashville on 7/19/06 for Adam Hall. Signed as a free agent on 7/5/13. Left via free agency.)											
49	**Greg Moore (RW)**	2007-08	6	0	0	0	0	—	—	—	—	—
	(Acquired from Calgary on 3/6/04 with Jamie McLennan and Blair Betts for Chris Simon and a 2004 7th round draft choice (Matt Schneider.) Left via free agency.)											
17	**John Moore (D)**	2012-13—2014-15	125	6	21	27	49	33	0	3	3	18
	(Acquired from Columbus on 4/3/13 with Derick Brassard, Derek Dorsett, and a 2014 6th round draft choice (later traded) for Marian Gaborik, Steven Delisle, and Blake Parlett. Traded to Arizona on 3/1/15 with Anthony Duclair, a 2015 2nd round draft choice (later traded), and a 2016 1st round draft choice (later traded) for Keith Yandle, Chris Summers, and a 2016 4th round draft choice (Tarmo Reunanen).)											
40, 21	**Jayson More (D)**	1988-89; 1996-97	15	0	1	1	25	—	—	—	—	—
	(Selected in the 1st round, 10th overall, in the 1987 Entry Draft. Traded to Minnesota on 11/1/89 for Dave Archibald. Acquired from San Jose on 8/20/96 with Brian Swanson and a 1997 4th round draft choice (later traded) for Marty McSorley. Traded to Phoenix on 2/6/97 for Mike Eastwood and Dallas Eakins.)											
12	**Howie Morenz (C)**	1935-36	18	2	5	7	6	—	—	—	—	—
53	**Derek Morris (D)**	2008-09	18	0	8	8	16	7	0	2	2	0
	(Acquired from Phoenix on 3/4/09 for Nigel Dawes, Petr Prucha, and Dmitri Kalinin. Left via free agency.)											
8	**Moe Morris (D)**	1948-49	18	0	1	1	6	—	—	—	—	—
2	**Jim Morrison (D)**	1960-61	19	1	6	7	6	—	—	—	—	—
21, 11	**Mark Morrison (C)**	1981-82; 1983-84	10	1	1	2	0	—	—	—	—	—
33, 4	**Mike Mottau (D)**	2000-01—2001-02	19	0	3	3	13	—	—	—	—	—
	(Selected in the 7th round, 182nd overall, in the 1997 Entry Draft. Traded to Calgary on 1/22/03 for a 2003 6th round draft choice (Ivan Dornic) and future considerations.)											
14	**Chris Mueller (C)**	2014-15	7	1	1	2	0	—	—	—	—	—
	(Signed as a free agent on 7/1/14. Left via free agency.)											
19	**Brian Mullen (RW)**	1987-88—1990-91	307	100	148	248	188	19	2	5	7	12
	(Acquired from Winnipeg on 6/8/87 with a 1987 10th round draft choice (Brett Barnett) for a 1988 5th round draft choice (Benoit Lebeau) and a 1989 3rd round draft choice (later traded). Traded to San Jose on 5/30/91 with future considerations for Tim Kerr.)											
14, 21	**Don Murdoch (RW)**	1976-77—1979-80	221	97	93	190	110	21	8	8	16	16
9	**Murray Murdoch (LW)**	1926-27—1936-37	508	84	104	188	193	55	8	12	20	28
14	**Mike Murphy (RW)**	1972-73—1973-74	31	6	5	11	5	10	0	0	0	0
17, 10, 15, 16	**Ron Murphy (LW)**	1952-53—1956-57	207	41	60	101	139	10	0	1	1	2
10, 25	**Garth Murray (LW)**	2003-04	20	1	0	1	24	—	—	—	—	—
	(Selected in the 3rd round, 79th overall, in the 2001 Entry Draft. Traded to Montreal on 9/30/05 for Marcel Hossa.)											
17	**Rem Murray (C)**	2001-02—2002-03	43	7	8	15	8	—	—	—	—	—
	(Acquired from Edmonton on 3/19/02 with Tom Poti for Mike York and a 2002 4th round draft choice (Ivan Koltsov). Traded to Nashville on 12/12/02 with Tomas Kloucek and Marek Zidlicky for Mike Dunham.)											
18	**Vic Myles (D)**	1942-43	45	6	8	14	57	—	—	—	—	—
*90	**Vladislav Namestnikov (C)**	2017-18	19	2	2	4	10	—	—	—	—	—
	(Acquired from Tampa Bay on 2/26/18 with Brett Howden, Libor Hajek, a 2018 1st round draft choice (Nils Lundkvist), and a 2019 conditional 1st round draft choice for Ryan McDonagh and J.T. Miller.)											
61	**Rick Nash (RW)**	2012-13—2017-18	375	145	107	252	178	73	14	24	38	20
	(Acquired from Columbus on 7/23/12 with Steven Delisle and a 2013 3rd round draft choice (Pavel Buchnevich) for Artem Anisimov, Brandon Dubinsky, Tim Erixon, and a 2013 1st round draft choice (Kerby Rychel). Traded to Boston on 2/25/18 for Ryan Spooner, Ryan Lindgren, Matt Beleskey, a 2018 1st round draft choice (later traded) and a 2019 7th round draft choice (later traded).)											
91	**Markus Naslund**	2008-09	82	24	22	46	57	7	1	2	3	10
	(Signed as a free agent on 7/3/08. Retired on 5/4/09.)											
36	**Rumun Ndur (D)**	1998-99	31	1	3	4	46	—	—	—	—	—
	(Claimed on waivers from Buffalo on 12/18/98. Claimed on waivers by Atlanta on 12/11/99.)											
3	**Stan Neckar (D)**	1998-99	18	0	0	0	8	—	—	—	—	—
	(Acquired from Ottawa on 11/27/98 for Bill Berg and a 1999 2nd round draft choice (later traded). Traded to Phoenix on 3/23/99 for Jason Doig and a 1999 6th round draft choice (Jay Dardis).)											
34	**Vaclav Nedomansky (RW)**	1982-83	35	12	8	20	0	—	—	—	—	—
10, 93	**Petr Nedved (C)**	1994-95; 1998-99—2003-04	478	149	202	351	312	10	3	2	5	6
	(Acquired from St. Louis on 7/24/94 for Esa Tikkanen and Doug Lidster. Traded to Pittsburgh on 8/31/95 with Sergei Zubov for Ulf Samuelsson and Luc Robitaille. Acquired from Pittsburgh on 11/25/98 with Chris Tamer and Sean Pronger for Alexei Kovalev and Harry York. Traded to Edmonton on 3/3/04 with Jussi Markkanen for Dwight Helminen, Steve Valiquette, and a 2004 2nd round draft choice (Dane Byers).)											
15	**Jim Neilson (D)**	1962-63—1973-74	811	60	238	298	763	65	1	17	18	61
13	**Sergei Nemchinov (C)**	1991-92—1996-97	418	105	120	225	151	52	7	15	22	18
	(Selected in the 12th round, 244th overall, in the 1990 Entry Draft. Traded to Vancouver on 3/8/97 with Brian Noonan for Russ Courtnall and Esa Tikkanen.)											
47	**Steve Nemeth (C)**	1987-88	12	2	0	2	2	—	—	—	—	—
21	**Lance Nethery (C)**	1980-81—1981-82	38	11	12	23	12	14	5	3	8	9
17, 8	**Bob Nevin (RW)**	1963-64—1970-71	505	168	174	342	105	33	6	12	18	8
45, 28	**Kris Newbury (C)**	2010-11—2012-13	24	0	2	2	68	3	0	0	0	2
	(Acquired from Detroit on 3/3/10 for Jordan Owens. Traded to Philadelphia on 7/1/13 for Danny Syvret.)											
24	**Dan Newman (LW)**	1976-77—1977-78	100	14	21	35	59	3	0	0	0	4

ALL-TIME PLAYER REGISTER

			REGULAR SEASON					PLAYOFFS				
NO.	NAME & POSITION	YEARS PLAYED	GP	G	A	PTS	PIM	GP	G	A	PTS	PIM
9	**Bernie Nicholls (C)**	1989-90—1991-92	104	37	73	110	116	15	11	8	19	24
	(Acquired from Los Angeles on 1/20/90 for Tomas Sandstrom and Tony Granato. Traded to Edmonton on 10/4/91 with Steven Rice and Louie DeBrusk for Mark Messier and future considerations (David Shaw for Jeff Beukeboom on 11/12/91).)											
25	**Graeme Nicolson (D)**	1982-83	10	0	0	0	9	—	—	—	—	—
36	**Jeff Nielsen (RW)**	1996-97	2	0	0	0	2	—	—	—	—	—
	(Selected in the 4th round, 69th overall, in the 1990 Entry Draft. Left via free agency.)											
10	**Ville Nieminen (LW)**	2005-06	48	5	12	17	53	—	—	—	—	—
	(Signed as a free agent on 8/4/05. Traded to San Jose on 3/8/06 for a 2006 3rd round draft choice (later traded).)											
*67, 24	**Boo Nieves (C)**	2016-17—2017-18	29	1	8	9	12	—	—	—	—	—
	(Selected in the 2nd round, 59th overall, in the 2012 Entry Draft.)											
30	**Chris Nilan (RW)**	1987-88—1989-90	85	11	14	25	332	8	0	2	2	57
	(Acquired from Montreal on 1/27/88 with a 1989 1st round draft choice (Steven Rice) for a 1989 1st round draft choice (Lindsay Vallias). Traded to Boston on 6/28/90 for Greg Johnston and future considerations.)											
11, 19	**Ulf Nilsson (C)**	1978-79—1980-81; 1982-83	170	57	112	169	85	25	8	14	22	27
16, 28	**Brian Noonan (RW)**	1993-94—1994-95; 1996-97	101	24	24	48	66	27	4	7	11	25
	(Acquired from Chicago on 3/21/94 with Stephane Matteau for Tony Amonte and Matt Oates. Left via free agency. Acquired from St. Louis on 11/13/96 for Sergio Momesso. Traded to Vancouver on 3/8/97 with Sergei Nemchinov for Russ Courtnall and Esa Tikkanen.)											
14, 5	**Mattias Norstrom (D)**	1993-94—1995-96	43	2	6	8	30	3	0	0	0	0
	(Selected in the 2nd round, 48th overall, in the 1992 Entry Draft. Traded to Los Angeles on 3/14/96 with Ray Ferraro, Ian Laperriere, Nathan LaFayette, and a 1997 4th round draft choice (Sean Blanchard) for Marty McSorley, Shane Churla, and Jari Kurri.)											
28	**Lawrence Nycholat (D)**	2003-04	9	0	0	0	6	—	—	—	—	—
	(Acquired from Minnesota on 3/11/03 for Johan Holmqvist. Left via free agency.)											
92	**Michael Nylander (C)**	2005-06—2006-07	160	49	113	162	118	14	6	8	14	0
	(Signed as a free agent on 8/10/04. Left via free agency.)											
15, 5	**Buddy O'Connor (C)**	1947-48—1950-51	238	62	102	164	12	18	5	6	11	4
*46	**Rob O'Gara (D)**	2017-18	22	0	3	3	6	—	—	—	—	—
	(Acquired from Boston on 2/20/18 with a 2018 3rd round draft choice (Joey Keane) for Nick Holden.)											
14	**Russell Oatman (F)**	1928-29	27	1	1	2	8	4	0	0	0	0
25	**John Ogrodnick (LW)**	1987-88—1991-92	338	126	128	254	106	20	8	3	11	0
	(Acquired from Quebec on 9/30/87 with David Shaw for Jeff Jackson and Terry Carkner. Left via free agency.)											
12	**Eddie Olczyk (LW)**	1992-93—1994-95	103	18	22	40	58	1	0	0	0	0
	(Acquired from Winnipeg on 12/28/92 for Kris King and Tie Domi. Traded to Winnipeg on 4/7/95 for a 1995 5th round draft choice (Alexei Vasiliev.)											
26	**David Oliver (RW)**	1996-97	14	2	1	3	4	3	0	0	0	0
	(Claimed on waivers from Edmonton on 2/22/97. Left via free agency.)											
29	**Krzysztof Oliwa (LW)**	2002-03	9	0	0	0	51	—	—	—	—	—
	(Acquired from Pittsburgh on 6/23/02 for a 2003 9th round draft choice (later traded). Traded to Boston on 1/6/03 for a 2004 9th round draft choice (later traded).)											
28	**Colton Orr (RW)**	2005-06—2008-09	224	4	7	11	522	12	0	0	0	30
	(Claimed off waivers from Boston on 11/29/05. Left via free agency.)											
41	**Jed Ortmeyer (RW)**	2003-04—2006-07	177	9	15	24	76	13	1	0	1	6
	(Signed as a free agent on 5/10/03. Left via free agency.)											
19, 20	**Mark Osborne (LW)**	1983-84—1986-87; 1994-95	253	61	74	135	321	30	3	4	7	39
	(Acquired from Detroit on 6/13/83 with Willie Huber and Mike Blaisdell for Ron Duguay, Ed Johnstone, and Eddie Mio. Traded to Toronto on 3/5/87 for Jeff Jackson and a 1989 3rd round draft choice (Rob Zamuner). Signed as a free agent on 9/6/94. Left via free agency.)											
24	**Sandis Ozolinsh (D)**	2005-06—2006-07	40	3	14	17	28	3	0	0	0	6
	(Acquired from Anaheim on 3/9/06 for a 2006 3rd round draft choice (John DeGray). Left via free agency.)											
11	**Wilf Paiement (RW)**	1985-86	8	1	6	7	13	16	5	5	10	45
12	**Daniel Paille (LW)**	2015-16	12	0	0	0	0	—	—	—	—	—
	(Signed as a free agent on 1/21/16. Left via free agency.)											
14	**Aldo Palazzari (RW)**	1943-44	12	2	0	2	0	—	—	—	—	—
38	**P.A. Parenteau (RW)**	2009-10	22	3	5	8	4	—	—	—	—	—
	(Acquired from Chicago on 10/11/07 for a conditional 2008 7th round draft choice. Left via free agency.)											
2	**Brad Park (D)**	1968-69—1975-76	465	95	283	378	738	64	12	32	44	129
27	**Joe Paterson (LW)**	1987-88—1988-89	41	1	4	5	149	—	—	—	—	—
6	**Larry Patey (C)**	1983-84—1984-85	16	1	3	4	16	5	0	1	1	6
3	**James Patrick (D)**	1983-84—1993-94	671	104	363	467	541	63	5	26	31	62
	(Selected in the 1st round, 9th overall, in the 1981 Entry Draft. Traded to Hartford on 11/2/93 with Darren Turcotte for Steve Larmer, Nick Kypreos, Barry Richter, and a 1994 6th round draft choice (Yuri Litvinov).)											
16	**Lester Patrick (D)**	1926-27	1	0	0	0	2	—	—	—	—	—
18, 9	**Lynn Patrick (LW)**	1934-35—1942-43; 1945-46	455	145	191	336	240	44	10	6	16	20
19, 15, 2	**Muzz Patrick (D)**	1937-38—1940-41; 1945-46	164	5	26	31	139	25	4	0	4	36
11	**Stephen Patrick (RW)**	1984-85—1985-86	71	15	21	36	100	1	0	0	0	0
40, 16	**Mark Pavelich (C)**	1981-82—1985-86	341	133	185	318	326	23	7	17	24	14
18	**Jim Pavese (D)**	1987-88	14	0	1	1	48	—	—	—	—	—
16, 19, 14, 12, 18	**Mel Pearson (LW)**	1959-60; 1961-62—1962-63; 1964-65	36	2	5	7	23	—	—	—	—	—
3, 21	**Fern Perreault (LW)**	1947-48; 1949-50	3	0	0	0	0	—	—	—	—	—
4	**Frank Peters (D)**	1930-31	43	0	0	0	57	4	0	0	0	2
21	**Garry Peters (C)**	1965-66	63	7	3	10	42	—	—	—	—	—
17, 24	**Michel Petit (D)**	1987-88—1988-89	133	17	49	66	377	4	0	2	2	27
	(Acquired from Vancouver on 11/4/87 for Willie Huber and Larry Melnyk. Traded to Quebec on 10/5/89 for Randy Moller.)											
38	**Ronald Petrovicky (RW)**	2002-03	66	5	9	14	77	—	—	—	—	—
	(Claimed from Calgary on 10/4/02 in the NHL Waiver Draft. Claimed by Atlanta on 10/3/03 in the NHL Waiver Draft.)											
11	**Gord Pettinger (C)**	1932-33	34	1	2	3	18	8	0	0	0	0

ALL-TIME PLAYER REGISTER

			REGULAR SEASON					PLAYOFFS				
NO.	NAME & POSITION	YEARS PLAYED	GP	G	A	PTS	PIM	GP	G	A	PTS	PIM
32	**Dave Pichette (D)**	1987-88	6	1	3	4	4	—	—	—	—	—
16, 15, 2, 14, 9	**Alf Pike (C)**	1939-40—1942-43; 1945-46—1946-47	234	42	77	119	145	21	4	2	6	12
47	**Rich Pilon (D)**	1999-00—2000-01	114	2	13	15	211	—	—	—	—	—
	(Claimed off waivers from the Islanders on 12/1/99. Traded to San Jose on 6/29/01 for a 2002 7th round draft choice (Joey Crabb).)											
*44	**Neal Pionk (D)**	2017-18	28	1	13	14	12	—	—	—	—	—
	(Signed as a free agent on 5/1/17.)											
73	**Brandon Pirri (RW)**	2016-17	60	8	10	18	25	—	—	—	—	—
	(Signed as a free agent on 8/26/16. Left via free agency.)											
18	**Ales Pisa (D)**	2002-03	3	0	0	0	0	—	—	—	—	—
	(Acquired from Edmonton on 3/11/03 with Anson Carter for Radek Dvorak and Cory Cross. Left via free agency.)											
6, 2, 25, 18	**Bob Plager (D)**	1964-65—1966-67	29	0	5	5	40	—	—	—	—	—
24	**Pierre Plante (RW)**	1978-79	70	6	25	31	37	18	0	6	6	20
22	**Thomas Pock (D)**	2003-04—2007-08	59	7	7	14	20	4	0	3	3	4
	(Signed as a free agent on 3/23/04. Claimed off waivers by the Islanders on 9/29/08.)											
8	**Walt Poddubny (LW)**	1986-87—1987-88	152	78	97	175	125	6	0	0	0	8
41, 29	**Rudy Poeschek (D/RW)**	1987-88—1989-90	68	0	2	2	256	—	—	—	—	—
	(Selected in the 12th round, 238th overall, in the 1985 Entry Draft. Traded to Winnipeg on 1/22/91 for Guy Larose.)											
14	**Bud Poile (RW)**	1949-50	28	3	6	9	8	—	—	—	—	—
17, 19	**Johnny Polich (RW)**	1939-40—1940-41	3	0	1	1	0	—	—	—	—	—
20	**Greg Polis (LW)**	1974-75—1978-79	275	65	76	141	196	3	0	0	0	6
19, 11	**Larry Popein (C)**	1954-55—1960-61	402	75	127	202	150	15	1	4	5	6
34	**Peter Popovic (D)**	1998-99	68	1	4	5	40	—	—	—	—	—
	(Acquired from Montreal on 6/30/98 for Sylvain Blouin and a 1999 6th round draft choice (later traded). Traded to Pittsburgh on 9/30/99 for Kevin Hatcher.)											
3, 16	**Tom Poti (D)**	2001-02—2005-06	231	25	78	103	177	4	0	0	0	2
	(Acquired from Edmonton on 3/19/02 with Rem Murray for Mike York and a 2002 4th round draft choice (Ivan Koltsov). Left via free agency.)											
38, 44	**Corey Potter (D)**	2008-09—2009-10	8	1	1	2	2	—	—	—	—	—
	(Selected in the 4th round, 122nd overall, in the 2003 Entry Draft. Left via free agency.)											
67	**Benoit Pouliot (LW)**	2013-14	80	15	21	36	56	25	5	5	10	26
	(Signed as a free agent on 7/5/13. Left via free agency.)											
8	**Darroll Powe (C)**	2012-13—2013-14	35	0	0	0	18	3	0	0	0	0
	(Acquired from Minnesota on 2/4/13 with Nick Palmieri for Mike Rupp. Left via free agency.)											
2, 11	**Babe Pratt (D)**	1935-36—1942-43	308	27	97	124	299	39	9	8	17	72
15, 17	**Dean Prentice (LW)**	1952-53—1962-63	666	186	236	422	266	19	2	7	9	10
18	**Wayne Presley (RW)**	1995-96	61	4	6	10	71	—	—	—	—	—
	(Signed as a free agent on 8/2/95. Traded to Toronto on 2/29/96 with Nick Kypreos for Bill Berg and Sergio Momesso.)											
15, 16, 11	**Noel Price (D)**	1959-60—1960-61	8	0	0	0	4	—	—	—	—	—
47	**Pat Price (D)**	1986-87	13	0	2	2	49	6	0	1	1	27
32	**Sean Pronger (C)**	1998-99	14	0	3	3	4	—	—	—	—	—
	(Acquired from Pittsburgh on 11/25/98 with Petr Nedved and Chris Tamer for Alexei Kovalev and Harry York. Traded to Los Angeles on 2/12/99 for Eric Lacroix.)											
20	**Vinny Prospal (C)**	2009-10—2010-11	104	29	52	81	40	5	1	0	1	0
	(Signed as free agent on 8/17/09. Left via free agency.)											
25	**Petr Prucha (RW)**	2005-06—2008-09	237	63	50	113	100	17	1	1	2	4
	(Selected in the 8th round, 240th overall, in the 2002 Entry Draft. Traded to Phoenix on 3/4/09 with Nigel Dawes and Dmitri Kalinin for Derek Morris.)											
8	**Brandon Prust (LW)**	2009-10—2011-12	190	22	33	55	381	24	1	2	3	35
	(Acquired from Calgary on 2/2/10 with Olli Jokinen for Ales Kotalik and Chris Higgins. Left via free agency.)											
12	**Matt Puempel (LW)**	2016-17	27	6	3	9	4	—	—	—	—	—
	(Claimed off waivers from Ottawa on 11/21/16. Traded to Detroit on 10/21/17 for Ryan Sproul.)											
45, 5	**Dale Purinton (D)**	1999-00—2003-04	181	4	16	20	578	—	—	—	—	—
	(Selected in the 5th round, 117th overall, in the 1995 Entry Draft. Left via free agency.)											
24	**Jamie Pushor (D)**	2003-04	7	0	0	0	0	—	—	—	—	—
	(Acquired from Columbus on 1/23/04 for a 2004 8th round draft choice (Matt Greer). Left via free agency.)											
17	**Jean Pusie (D)**	1933-34	19	0	2	2	17	—	—	—	—	—
14	**Taylor Pyatt (LW)**	2012-13—2013-14	70	6	6	12	16	12	2	2	4	4
	(Signed as a free agent on 7/3/12. Claimed off waivers by Pittsburgh on 1/2/14.)											
12, 15	**Leo Quenneville (LW)**	1929-30	25	0	3	3	10	3	0	0	0	0
5	**Stephane Quintal (D)**	1999-00	75	2	14	16	77	—	—	—	—	—
	(Signed as a free agent on 7/6/99. Claimed off waivers by Chicago on 10/5/00.)											
23	**Karel Rachunek (D)**	2003-04; 2006-07	78	7	23	30	42	6	0	4	4	2
	(Acquired from Ottawa on 3/9/04 with Alexandre Giroux for Greg de Vries. Left via free agency.)											
9, 15, 7	**Don Raleigh (C)**	1943-44; 1947-48—1955-56	535	101	219	320	96	18	6	5	11	6
10, 5, 14, 19	**Jean Ratelle (C)**	1960-61—1975-76	861	336	481	817	192	65	9	33	42	12
5	**Mel Read (C)**	1946-47	6	0	0	0	8	—	—	—	—	—
6	**Wade Redden (D)**	2008-09—2009-10	156	5	35	40	78	7	0	2	2	0
	(Signed as a free agent on 7/1/08. Contract bought out on 1/16/13.)											
4, 11	**Bill Regan (D)**	1929-30—1930-31	51	2	1	3	55	8	0	0	0	2
12	**Oliver Reinikka (C)**	1926-27	16	0	0	0	0	—	—	—	—	—
5	**Leo Reise Jr. (D)**	1952-53—1953-54	131	7	20	27	124	—	—	—	—	—
3	**Leo Reise Sr. (D)**	1929-30	14	0	1	1	8	4	0	0	0	16
4	**Erik Reitz (D)**	2008-09	11	0	0	0	24	—	—	—	—	—
	(Acquired from Minnesota on 1/29/09 for Dan Fritsche. Claimed off waivers by Toronto on 3/4/09.)											
20	**Pascal Rheaume (C)**	2003-04	17	0	0	0	5	—	—	—	—	—
	(Signed as a free agent on 10/22/03. Claimed off waivers by St. Louis on 1/29/04.)											
10	**Steven Rice (RW)**	1990-91	11	1	1	2	4	2	2	1	3	6
	(Selected in the 1st round, 20th overall, in the 1989 Entry Draft. Traded to Edmonton on 10/4/91 with Bernie Nicholls and Louie DeBrusk for Mark Messier and future considerations (David Shaw for Jeff Beukeboom on 11/12/91).)											

ALL-TIME PLAYER REGISTER

			REGULAR SEASON					PLAYOFFS				
NO.	NAME & POSITION	YEARS PLAYED	GP	G	A	PTS	PIM	GP	G	A	PTS	PIM
19	**Brad Richards (C)**	2011-12—2013-14	210	56	95	151	54	55	12	16	28	14
	(Signed as a free agent on 7/2/11. Contract bought out on 6/20/14.)											
18	**Dave Richardson (LW)**	1963-64—1964-65	41	3	2	5	23	—	—	—	—	—
41	**Steve Richmond (D)**	1983-84—1985-86	77	2	12	14	263	4	0	0	0	12
29	**Barry Richter (D)**	1995-96	4	0	1	1	0	—	—	—	—	—
	(Acquired from Hartford on 11/2/93 with Nick Kypreos, Steve Larmer, and a 1994 6th round draft choice (Yuri Litvinov) for Darren Turcotte and James Patrick. Left via free agency.)											
18	**Mike Ridley (C)**	1985-86—1986-87	118	38	63	101	89	16	6	8	14	26
	(Signed as a free agent on 9/28/85. Traded to Washington on 1/1/87 with Bob Crawford and Kelly Miller for Bobby Carpenter and a 1989 2nd round draft choice (Jason Prosofsky).											
4	**Vic Ripley (LW)**	1933-34—1934-35	38	5	14	19	12	2	1	0	1	4
12	**Patrick Rissmiller (LW)**	2008-09	2	0	0	0	0	—	—	—	—	—
	(Signed as a free agent on 7/1/08. Traded to Atlanta on 8/2/10 with Donald Brashear for Todd White.)											
19	**Alex Ritson (LW)**	1944-45	1	0	0	0	0	—	—	—	—	—
21	**Wayne Rivers (RW)**	1968-69	4	0	0	0	0	—	—	—	—	—
21	**Bert Robertsson (D)**	2000-01	2	0	0	0	4	—	—	—	—	—
	(Acquired from Columbus on 11/9/00 for Jean-Francois Labbe. Traded to Nashville on 3/7/01 for Ryan Tobler.)											
5, 19	**Doug Robinson (LW)**	1964-65—1966-67	73	16	26	42	10	—	—	—	—	—
20	**Luc Robitaille (LW)**	1995-96—1996-97	146	47	70	117	128	26	5	12	17	12
	(Acquired from Pittsburgh on 8/31/95 with Ulf Samuelsson for Petr Nedved and Sergei Zubov. Traded to Los Angeles on 8/28/97 for Kevin Stevens.)											
23, 24, 25	**Mike Robitaille (D)**	1969-70—1970-71	15	1	1	2	15	—	—	—	—	—
16	**Leon Rochefort (RW)**	1960-61; 1962-63	24	5	4	9	6	—	—	—	—	—
5	**Normand Rochefort (D)**	1988-89—1991-92	112	7	15	22	108	10	2	1	3	26
	(Acquired from Quebec on 8/1/88 with Jason Lafrenierre for Walt Poddubny, Bruce Bell, Jari Gronstrand, and a 1989 4th round draft choice (Eric Dubois). Left via free agency.)											
12	**Eddie Rodden (C)**	1930-31	19	0	3	3	8	—	—	—	—	—
27, 17	**Mike Rogers (C)**	1981-82—1985-86	316	117	191	308	142	14	1	10	11	6
	(Acquired from Hartford on 10/2/81 with a 1982 10th round draft choice (Simo Saarinen) for Chris Kotsopoulos, Gerry McDonald, and Doug Sulliman. Traded to Edmonton on 12/19/85 for Larry Melnyk and Todd Strueby.)											
5	**Dale Rolfe (D)**	1970-71—1974-75	244	13	66	79	250	50	5	17	22	59
17, 19	**Len Ronson (LW)**	1960-61	13	2	1	3	10	—	—	—	—	—
9	**Paul Ronty (C)**	1951-52—1954-55	259	45	113	158	64	—	—	—	—	—
15, 2	**Jim Ross (D)**	1951-52—1952-53	62	2	11	13	29	—	—	—	—	—
22	**Bobby Rousseau (RW)**	1971-72—1974-75	236	41	116	157	30	38	9	22	31	15
15	**Ronnie Rowe (LW)**	1947-48	5	1	0	1	0	—	—	—	—	—
8	**Jean-Yves Roy (RW)**	1994-95	3	1	0	1	2	—	—	—	—	—
	(Signed as a free agent on 7/20/92. Traded to Ottawa on 10/6/95 for Steve Larouche.)											
3, 33	**Michal Rozsival (D)**	2005-06—2010-11	432	42	134	176	374	31	4	10	14	32
	(Signed as a free agent on 8/29/05. Traded to Phoenix on 1/10/11 for Wojtek Wolski.)											
20	**Steve Rucchin (C)**	2005-06	72	13	23	36	10	4	1	0	1	0
	(Acquired from Anaheim on 8/23/05 for Trevor Gillies and a 2007 4th round draft choice (later traded). Left via free agency.)											
19, 26	**Martin Rucinsky (LW)**	2001-02; 2003-04; 2005-06	136	32	78	110	124	2	0	1	1	2
	(Acquired from Dallas on 3/12/02 with Roman Lyashenko for Manny Malhotra and Barrett Heisten. Left via free agency. Signed as a free agent on 8/28/03. Traded to Vancouver on 3/9/04 for Martin Grenier and R.J. Umberger. Signed as a free agent on 8/3/05. Left via free agency.)											
44	**Lindy Ruff (D/LW)**	1988-89—1990-91	83	3	12	15	138	10	0	3	3	29
	(Acquired from Buffalo on 3/7/89 for a 1990 5th round draft choice (Richard Smehlik). Left via free agency.)											
29	**Reijo Ruotsalainen (D)**	1981-82—1985-86	389	99	217	316	154	43	11	16	27	22
	(Selected in the 6th round, 119th overall, in the 1980 Entry Draft. Traded to Edmonton on 10/23/86 with Clark Donatelli, Ville Kentala, and Jim Wiemer for Mike Golden, Don Jackson, Miloslav Horava, and future considerations (Stu Kulak on 3/10/87).)											
19	**Duane Rupp (D)**	1962-63	2	0	0	0	0	—	—	—	—	—
71, 17	**Mike Rupp (LW)**	2011-12—2012-13	68	4	1	5	109	20	0	0	0	36
	(Signed as a free agent on 7/1/11. Traded to Minnesota on 2/4/13 for Nick Palmieri and Darroll Powe.)											
12, 16	**Church Russell (LW/C)**	1945-46—1947-48	90	20	16	36	12	—	—	—	—	—
21	**Simo Saarinen (D)**	1984-85	8	0	0	0	8	—	—	—	—	—
26, 4, 20, 5, 24, 2	**Larry Sacharuk (D)**	1972-73—1973-74; 1975-76—1976-77	75	9	11	20	18	—	—	—	—	—
8, 26	**Kjell Samuelsson (D)**	1985-86—1986-87	39	2	6	8	60	9	0	1	1	8
37	**Mikael Samuelsson (RW)**	2001-02—2002-03	125	14	24	38	55	—	—	—	—	—
	(Acquired from San Jose on 6/24/01 with Christian Gosselin for Adam Graves. Traded to Pittsburgh on 2/10/03 with Joel Bouchard, Richard Lintner, and Rico Fata for Alexei Kovalev, Dan LaCouture, Janne Laukkanen, and Mike Wilson.)											
5	**Ulf Samuelsson (D)**	1995-96—1998-99	287	14	46	60	475	26	1	7	8	46
	(Acquired from Pittsburgh on 8/31/95 with Luc Robitaille for Petr Nedved and Sergei Zubov. Traded to Detroit on 3/23/99 for a 1999 2nd round draft choice (David Inman) and a 2000 3rd round draft choice (originally the Rangers' pick - Rangers selected Johan Asplund.)											
4, 16	**Derek Sanderson (C)**	1974-75—1975-76	83	25	25	50	110	3	0	0	0	0
5	**Charlie Sands (C)**	1943-44	9	0	2	2	0	—	—	—	—	—
28	**Tomas Sandstrom (RW)**	1984-85—1989-90	407	173	207	380	563	29	8	12	20	54
	(Selected in the 2nd round, 36th overall, in the 1982 Entry Draft. Traded to Los Angeles on 1/20/90 with Tony Granato for Bernie Nicholls.)											
54	**Bobby Sanguinetti (D)**	2009-10	5	0	0	0	4	—	—	—	—	—
	(Selected in the 1st round, 21st overall, in the 2006 Entry Draft. Traded to Carolina on 6/26/10 for a 2010 6th round draft choice (Jesper Fast) and a 2011 2nd round draft choice (later traded).)											
6	**Glen Sather (LW)**	1970-71—1973-74	186	18	24	42	193	38	0	2	2	47
56, 38	**Michael Sauer (D)**	2008-09; 2010-11—2011-12	98	4	14	18	96	5	0	1	1	0
	(Selected in the 2nd round, 40th overall, in the 2005 Entry Draft. Did not play following the 2011-12 season.)											
10, 33	**Marc Savard (C)**	1997-98—1998-99	98	10	41	51	42	—	—	—	—	—
	(Selected in the 4th round, 91st overall, in the 1995 Entry Draft. Traded to Calgary on 6/26/99 with a 1999 1st round draft choice (Oleg Saprykin) for Jan Hlavac, a 1999 1st round draft choice (Jamie Lundmark), and a 1999 3rd round draft choice (later traded.)											

ALL-TIME PLAYER REGISTER

			REGULAR SEASON					PLAYOFFS				
NO.	NAME & POSITION	YEARS PLAYED	GP	G	A	PTS	PIM	GP	G	A	PTS	PIM
21, 17	**Chuck Scherza (C)**	1943–44—1944-45	27	5	5	10	29	—	—	—	—	—
18, 16, 19, 21	**Ken Schinkel (RW)**	1959–60—1963-64; 1966-67	265	34	55	89	77	6	1	1	2	0
25, 21	**Mathieu Schneider (D)**	1998–99—1999-00	155	20	44	64	149	—	—	—	—	—
	(Acquired from Toronto on 10/14/98 for Alexander Karpovtsev and a 1999 4th round draft choice (Mirko Murovic). Selected by Columbus in the NHL Expansion Draft on 6/23/00.)											
28	**John Scott (D/LW)**	2011-12	6	0	0	0	5	—	—	—	—	—
	(Acquired from Chicago on 2/27/12 for a 2012 5th round draft choice (Travis Brown). Left via free agency.)											
11	**Laurie Scott (LW)**	1927-28	23	0	1	1	6	—	—	—	—	—
13	**Richard Scott (RW)**	2001-02; 2003-04	10	0	0	0	28	—	—	—	—	—
	(Signed as a free agent on 5/8/01. Retired following the 2003-04 season.)											
42	**Brandon Segal (RW)**	2012-13	1	0	0	0	2	—	—	—	—	—
	(Signed as a free agent on 7/11/12. Left via free agency.)											
2, 21	**Earl Seibert (D)**	1931-32—1935-36	204	27	41	68	338	21	2	2	4	40
16	**Rod Seiling (D)**	1963-64—1974-75	644	50	198	248	425	54	4	7	11	47
16	**George Senick (LW)**	1952-53	13	2	3	5	8	—	—	—	—	—
36	**Pierre Sevigny (LW)**	1997-98	3	0	0	0	2	—	—	—	—	—
	(Signed as a free agent on 8/27/97. Left via free agency.)											
5, 6	**Eddie Shack (RW)**	1958-59—1960-61	141	16	26	42	232	—	—	—	—	—
16, 18	**Joe Shack (LW)**	1942-43; 1944-45	70	9	27	36	20	—	—	—	—	—
14	**Brendan Shanahan (LW)**	2006-07—2007-08	140	52	56	108	82	20	6	6	12	20
	(Signed as a free agent on 7/9/06. Left via free agency.)											
*22	**Kevin Shattenkirk (D)**	2017-18	46	5	18	23	44	—	—	—	—	—
	(Signed as a free agent on 7/1/17.)											
21, 27	**David Shaw (D)**	1987-88—1991-92	240	17	57	74	314	10	0	2	2	41
	(Acquired from Quebec on 9/30/87 with John Ogrodnick for Jeff Jackson and Terry Carkner. Traded to Edmonton on 11/12/91 for Jeff Beukeboom as future considerations of the trade with the Oilers on 10/4/91.)											
6	**Bobby Sheehan (C)**	1978-79	—	—	—	—	—	15	4	3	7	8
45	**Jody Shelley (LW)**	2009-10	21	2	4	6	37	—	—	—	—	—
	(Acquired from San Jose on 2/12/10 for a 2011 6th round draft choice (Daniil Sobchenko). Left via free agency.)											
45	**James Sheppard (C)**	2014-15	14	2	0	2	9	13	1	1	2	8
	(Acquired from San Jose on 3/1/15 for a 2016 4th round draft choice (Noah Gregor). Left via free agency.)											
23	**Ray Sheppard (RW)**	1990-91	59	24	23	47	21	—	—	—	—	—
	(Acquired from Buffalo on 7/9/90 for cash and future considerations. Left via free agency.)											
3	**Fred Shero (D)**	1947-48—1949-50	145	6	14	20	137	13	0	2	2	8
4	**Alex Shibicky (LW)**	1935-36—1941-42; 1945-46	324	109	92	201	161	39	12	12	24	12
4	**Alex "Babe" Siebert (LW)**	1932-33—1933-34	56	9	11	20	54	8	1	0	1	12
18	**Mike Siklenka (RW)**	2003-04	1	0	0	0	0	—	—	—	—	—
	(Claimed from Philadelphia on 10/3/03 in the NHL Waiver Draft. Claimed off waivers by Philadelphia on 11/5/03.)											
16	**Dave Silk (RW)**	1979-80—1982-83	141	30	33	63	112	9	2	4	6	4
41	**Mike Siltala (RW)**	1986-87—1987-88	4	0	0	0	0	—	—	—	—	—
17	**Chris Simon (LW)**	2003-04	65	14	9	23	225	—	—	—	—	—
	(Signed as a free agent on 7/25/03. Traded to Calgary on 3/6/04 with a 2004 7th round draft choice (Matt Schneider) for Blair Betts, Jamie McLennan, and Greg Moore.)											
21	**Reg Sinclair (RW)**	1950-51—1951-52	139	38	31	69	103	—	—	—	—	—
20	**Fredrik Sjostrom (LW)**	2007-08—2008-09	97	9	6	15	38	17	0	2	2	2
	(Acquired from Phoenix on 2/26/08 with David LeNeveu, Josh Gratton, and a 2009 5th round draft choice (Roman Horak) for Al Montoya and Marcel Hossa. Left via free agency.)											
*76	**Brady Skjei (D)**	2015-16—2017-18	169	9	55	64	85	17	4	3	7	12
	(Selected in the 1st round, 28th overall, in the 2012 Entry Draft.)											
20	**Brian Skrudland (C)**	1997-98	59	5	6	11	39	—	—	—	—	—
	(Signed as a free agent on 7/7/97. Traded to Dallas on 3/24/98 with Mike Keane and a 1998 6th round draft choice (Pavel Patera) for Todd Harvey, Bob Errey, and a 1998 4th round draft choice (Boyd Kane).)											
11, 16, 20	**Ed Slowinski (RW)**	1947-48—1952-53	291	58	74	132	63	16	2	6	8	6
*42	**Brendan Smith (D)**	2016-17—2017-18	62	2	10	12	98	12	0	4	4	20
	(Acquired from Detroit on 2/28/17 for a 2017 3rd round draft choice (Zachary Gallant) and a 2018 2nd round draft choice.)											
11, 14, 10, 20	**Clint Smith (C)**	1936-37—1942-43	281	80	116	196	12	29	4	5	9	2
15	**Dallas Smith (D)**	1977-78	29	1	4	5	23	1	0	1	1	0
21	**Don Smith (RW)**	1949-50	10	1	1	2	0	1	0	0	0	0
19	**Floyd Smith (RW)**	1960-61	29	5	9	14	0	—	—	—	—	—
14	**Geoff Smith (D)**	1997-98—1998-99	19	1	1	2	8	—	—	—	—	—
	(Signed as a free agent on 9/29/97. Traded to St. Louis on 2/13/99 with Jeff Finley for future considerations (Chris Kenady).)											
17, 20	**Stan Smith (C)**	1939-40—1940-41	9	2	1	3	0	1	0	0	0	0
25	**Peter Smrek (D)**	2000-01—2001-02	22	0	4	4	16	—	—	—	—	—
	(Acquired from St. Louis on 3/5/01 for Alexei Gusarov. Traded to Nashville on 3/19/02 for Richard Lintner.)											
8, 39	**Brad Smyth (RW)**	1997-98; 2000-01	5	1	0	1	4	—	—	—	—	—
	(Acquired from Los Angeles on 11/14/97 for future considerations. Left via free agency. Acquired from Nashville on 5/3/99 for future considerations. Left via free agency.)											
12	**Art Somers (LW)**	1931-32—1934-35	145	19	37	56	84	19	1	5	6	18
16	**Glen Sonmor (LW)**	1953-54—1954-55	28	2	0	2	21	—	—	—	—	—
16, 21, 15	**Irv Spencer (D)**	1959-60—1961-62	131	4	20	24	81	1	0	0	0	2
*23	**Ryan Spooner (C)**	2017-18	20	4	12	16	2	—	—	—	—	—
	(Acquired from Boston on 2/25/18 with Matt Beleskey, Ryan Lindgren, a 2018 1st round draft choice (later traded), and a 2019 7th round draft choice (later traded) for Rick Nash.)											
25	**Ryan Sproul (D)**	2017-18	16	1	4	5	6	—	—	—	—	—
	(Acquired from Detroit on 10/21/17 for Matt Puempel. Left via free agency.)											

ALL-TIME PLAYER REGISTER

			REGULAR SEASON					PLAYOFFS				
NO.	NAME & POSITION	YEARS PLAYED	GP	G	A	PTS	PIM	GP	G	A	PTS	PIM
26	**Martin St. Louis (RW)**	2013-14—2014-15	93	22	38	60	24	44	9	13	22	6
	(Acquired from Tampa Bay on 3/5/14 with a 2015 2nd round draft choice (later traded) for Ryan Callahan, a 2014 1st round draft choice (later traded), a 2015 1st round draft choice (later traded), and a 2015 7th round draft choice (later traded). Retired on 7/2/15.)											
12	**Eric Staal (C)**	2015-16	20	3	3	6	2	5	0	0	0	4
	(Acquired from Carolina on 2/28/16 for Aleksi Saarela, a 2016 2nd round draft choice (later traded), and a 2017 2nd round draft choice (Luke Martin). Left via free agency.)											
*18	**Marc Staal (D)**	2007-08—2017-18	761	38	126	164	384	104	6	13	19	42
	(Selected in the 1st round, 12th overall, in the 2005 Entry Draft.)											
25	**Viktor Stalberg (LW)**	2015-16	75	9	11	20	22	5	0	0	0	6
	(Signed as a free agent on 7/1/15. Left via free agency.)											
16	**Al "Red" Staley (C)**	1948-49	1	0	1	1	0	—	—	—	—	—
8	**Allan Stanley (D)**	1948-49—1954-55	307	23	56	79	272	12	2	5	7	10
4	**Wally Stanowski (D)**	1948-49—1950-51	146	3	14	17	54	—	—	—	—	—
4	**Harold Starr (D)**	1934-35—1935-36	49	0	0	0	42	4	0	0	0	2
21	**Bud Stefanski (C)**	1977-78	1	0	0	0	0	—	—	—	—	—
21, 27	**Pete Stemkowski (C)**	1970-71—1976-77	496	113	204	317	379	55	18	18	36	75
12	**Lee Stempniak (RW)**	2014-15	53	9	9	18	18	—	—	—	—	—
	(Signed as a free agent on 7/19/14. Traded to Winnipeg on 3/1/15 for Carl Klingberg.)											
21	**Derek Stepan (C)**	2010-11—2016-17	515	128	232	360	130	97	19	30	49	24
	(Selected in the 2nd round, 51st overall, in the 2008 Entry Draft. Traded to Arizona on 6/23/17 with Antti Raanta for Tony DeAngelo and a 2017 1st round draft choice (Lias Andersson).)											
5	**Ulf Sterner (LW)**	1964-65	4	0	0	0	0	—	—	—	—	—
17	**Kevin Stevens (LW)**	1997-98—1999-00	199	40	52	92	237	—	—	—	—	—
	(Acquired from Los Angeles on 8/28/97 for Luc Robitaille. Left via free agency.)											
16	**Gaye Stewart (LW)**	1951-52—1952-53	87	16	27	43	30	—	—	—	—	—
12	**Ron Stewart (RW)**	1967-68—1971-72;										
		1971-72—1972-73	306	44	37	81	74	37	4	3	7	4
28, 20,	**P.J. Stock (C)**	1997-98—1999-00	54	2	4	6	131	—	—	—	—	—
32	(Signed as a free agent on 9/2/97. Left via free agency. Signed as a free agent on 8/23/01. Selected by Boston on 9/28/01 in the NHL Waiver Draft.)											
12, 13	**Jack Stoddard (RW)**	1951-52—1952-53	80	16	15	31	31	—	—	—	—	—
26	**Jarret Stoll (C)**	2015-16	29	1	2	3	20	—	—	—	—	—
	(Signed as a free agent on 8/10/15. Claimed off waivers by Minnesota on 12/15/15.)											
21	**Blaine Stoughton (LW)**	1983-84	14	5	2	7	4	—	—	—	—	—
21	**Neil Strain (LW)**	1952-53	52	11	13	24	12	—	—	—	—	—
82	**Martin Straka (LW)**	2005-06—2007-08	224	65	122	187	88	24	5	15	20	20
	(Signed as a free agent on 8/2/05. Left via free agency.)											
32, 6	**Anton Stralman (D)**	2011-12—2013-14	182	7	31	38	62	55	3	8	11	8
	(Signed as a free agent on 11/5/11. Left via free agency.)											
10	**Art Stratton (C)**	1959-60	18	2	5	7	2	—	—	—	—	—
10	**Art Strobel (LW)**	1943-44	7	0	0	0	0	—	—	—	—	—
34	**Jason Strudwick (D)**	2005-06;										
		2006-07—2007-08	125	4	5	9	108	5	0	0	0	0
	(Signed as a free agent on 7/20/04. Left via free agency. Signed as a free agent on 3/19/07. Left via free agency.)											
9	**Doug Sulliman (RW)**	1979-80—1980-81	63	8	8	16	34	3	1	0	1	0
7	**Red Sullivan (C)**	1956-57—1960-61	322	59	150	209	296	6	1	2	3	4
55	**Chris Summers (D)**	2014-15—2015-16	6	0	0	0	4	—	—	—	—	—
	(Acquired from Arizona on 3/1/15 with Keith Yandle and a 2016 4th round draft choice (Tarmo Reunanen) for John Moore, Anthony Duclair, a 2015 2nd round draft choice (later traded), and a 2016 1st round draft choice (later traded). Left via free agency.)											
38	**Ronnie Sundin (D)**	1997-98	1	0	0	0	0	—	—	—	—	—
	(Selected in the 9th round, 237th overall, in the 1996 Entry Draft. Left via free agency.)											
24	**Niklas Sundstrom (RW/LW)**	1995-96—1998-99	315	65	98	163	78	20	4	8	12	6
	(Selected in the 1st round, 8th overall, in the 1993 Entry Draft. Traded to Tampa Bay on 6/26/99 with Dan Cloutier, a 2000 1st round draft choice (Nikita Alexeev), and a 2000 3rd round draft choice (later traded) for a 1999 1st round draft choice (Pavel Brendl).)											
38, 25	**Peter Sundstrom (RW)**	1983-84—1985-86	206	48	62	110	70	9	1	3	4	2
5	**Bill Sweeney (C)**	1959-60	4	1	0	1	0	—	—	—	—	—
37	**Tim Sweeney (RW)**	1997-98	56	11	18	29	26	—	—	—	—	—
	(Signed as a free agent on 9/11/97. Retired following the 1997-98 season.)											
17	**Petr Sykora (RW)**	2005-06	40	16	15	31	22	4	0	0	0	0
	(Acquired from Anaheim on 1/8/06 with a 2007 4th round draft choice (later traded) for Maxim Kondratiev. Left via free agency.)											
15	**Jeff Taffe (LW)**	2005-06	2	0	0	0	0	—	—	—	—	—
	(Acquired from Phoenix on 10/18/05 for Jamie Lundmark. Traded to Phoenix on 1/24/06 for Martin Sonnenberg.)											
19	**Dean Talafous (RW)**	1978-79—1981-82	202	42	60	102	91	19	4	7	11	11
35, 26	**Ron Talakoski (RW)**	1986-87—1987-88	9	0	1	1	33	—	—	—	—	—
3, 4	**Chris Tamer (D)**	1998-99	52	1	5	6	92	—	—	—	—	—
	(Acquired from Pittsburgh on 11/25/98 with Petr Nedved and Sean Pronger for Alexei Kovalev and Harry York. Selected by Atlanta on 6/25/99 in the NHL Expansion Draft.)											
15	**Spence Tatchell (D)**	1942-43	1	0	0	0	0	—	—	—	—	—
19, 6	**Bill Taylor Jr. (C)**	1964-65	2	0	0	0	0	—	—	—	—	—
8	**Bill Taylor Sr. (C)**	1947-48	2	0	0	0	0	—	—	—	—	—
12	**Ralph Taylor (D)**	1929-30	22	2	0	2	32	4	0	0	0	10
6, 18	**Ted Taylor (LW)**	1964-65—1965-66	8	0	1	1	6	—	—	—	—	—
26	**Tim Taylor (C)**	1999-00—2000-01	114	11	16	27	88	—	—	—	—	—
	(Signed as a free agent on 7/15/99. Traded to Tampa Bay on 6/30/01 for Nils Ekman and Kyle Freadrich.)											
58	**Christian Thomas (RW)**	2012-13	1	0	0	0	0	—	—	—	—	—
	(Selected in the 2nd round, 40th overall in the 2010 Entry Draft. Traded to Montreal on 7/2/13 for Danny Kristo.)											
10, 8	**Paul Thompson (LW)**	1926-27—1930-31	217	35	32	67	150	24	3	2	5	38
14, 7	**Fred Thurier (C)**	1944-45	50	16	19	35	14	—	—	—	—	—

ALL-TIME PLAYER REGISTER

			REGULAR SEASON					PLAYOFFS				
NO.	NAME & POSITION	YEARS PLAYED	GP	G	A	PTS	PIM	GP	G	A	PTS	PIM
44	**Billy Tibbetts (RW)**	2002-03	11	0	0	0	12	—	—	—	—	—
	(Signed as a free agent on 12/16/02. Left via free agency.)											
10	**Esa Tikkanen (LW)**	1992-93—1993-94; 1996-97; 1998-99	144	25	42	67	176	38	13	7	20	60
	(Acquired from Edmonton on 3/17/93 for Doug Weight. Traded to St. Louis on 7/24/94 with Doug Lidster for Petr Nedved. Acquired from Vancouver on 3/8/97 with Russ Courtnall for Sergei Nemchinov and Brian Noonan. Left via free agency. Signed as a free agent on 10/9/98. Left via free agency.)											
32, 6	**Mark Tinordi (D)**	1987-88	24	1	2	3	50	—	—	—	—	—
18	**Walt Tkaczuk (C)**	1967-68—1980-81	945	227	451	678	556	93	19	32	51	119
29, 32	**Jeff Toms (LW)**	2000-01—2001-02	53	8	5	13	10	—	—	—	—	—
	(Claimed off waivers from the Islanders on 1/13/01. Claimed off waivers by Pittsburgh on 3/16/02.)											
12	**Zellio Toppazzini (RW)**	1950-51—1951-52	71	15	14	29	31	—	—	—	—	—
20, 14	**Wes Trainor (RW)**	1948-49	17	1	2	3	6	—	—	—	—	—
42	**John Tripp (RW)**	2002-03	9	1	2	3	2	—	—	—	—	—
	(Signed as a free agent on 1/7/03. Left via free agency.)											
14	**Guy Trottier (RW)**	1968-69	2	0	0	0	0	—	—	—	—	—
4	**Rene Trudell (RW)**	1945-46—1947-48	129	24	28	52	72	5	0	0	0	2
8	**Darren Turcotte (C)**	1988-89—1993-94	325	122	133	255	183	25	6	8	14	10
	(Selected in the 6th round, 114th overall, in the 1986 Entry Draft. Traded to Hartford on 11/2/93 with James Patrick for Steve Larmer, Nick Kypreos, Barry Richter, and a 1994 6th round draft choice (Yuri Litvinov).)											
6	**Dean Turner (D)**	1978-79	1	0	0	0	0	—	—	—	—	—
17	**Norm Tustin (LW)**	1941-42	18	2	4	6	0	—	—	—	—	—
37	**Tony Tuzzolino (RW)**	2000-01	6	0	0	0	5	—	—	—	—	—
	(Signed as a free agent on 2/10/01. Left via free agency.)											
51	**Fedor Tyutin (D)**	2003-04—2007-08	250	15	51	66	159	24	0	9	9	12
	(Selected in the 2nd round, 40th overall, in the 2001 Entry Draft. Traded to Columbus on 7/2/08 with Christian Backman for Nikolai Zherdev and Dan Fritsche.)											
55	**Igor Ulanov (D)**	2001-02	39	0	6	6	53	—	—	—	—	—
	(Signed as a free agent on 7/1/01. Traded to Florida on 3/18/02 with Filip Novak, a 2002 1st round draft choice (later traded), a 2002 2nd round draft choice (Rob Globke), and a 2003 4th round draft choice (later traded) for Pavel Bure and a 2002 2nd round draft choice (Lee Falardeau).)											
38	**Jeff Ulmer (RW)**	2000-01	21	3	0	3	8	—	—	—	—	—
	(Signed as a free agent on 7/27/00. Traded to Ottawa on 6/29/01 with Jason Doig for Sean Gagnon.)											
53	**Layne Ulmer (C)**	2003-04	1	0	0	0	0	—	—	—	—	—
	(Signed as free agent on 6/13/01. Left via free agency.)											
2, 5	**Carol Vadnais (D)**	1975-76—1981-82	485	56	190	246	690	54	5	16	21	65
12, 11	**Sparky Vail (D/F)**	1928-29—1929-30	50	4	1	5	26	10	0	0	0	2
29	**Darren Van Impe (D)**	2001-02	17	1	0	1	12	—	—	—	—	—
	(Claimed off waivers from Boston on 8/7/01. Claimed off waivers by Florida on 12/18/01.)											
37, 8	**Ryan VandenBussche (RW)**	1996-97—1997-98	27	2	0	2	68	—	—	—	—	—
	(Signed as a free agent on 8/22/95. Traded to Chicago on 3/24/98 for Ryan Risidore.)											
36	**Alexei Vasiliev (D)**	1999-00	1	0	0	0	2	—	—	—	—	—
	(Selected in the 5th round, 110th overall, in the 1995 Entry Draft. Traded to Nashville on 9/25/00 for future considerations.)											
17, 16	**Pat Verbeek (RW)**	1994-95—1995-96	88	51	46	97	147	21	7	12	19	32
	(Acquired from Hartford on 3/23/95 for Glen Featherstone, Michael Stewart, a 1995 1st round draft choice (Jean-Sebastien Giguere), and a 1996 4th round draft choice (Steve Wasylko). Left via free agency.)											
*26	**Jimmy Vesey (LW)**	2016-17—2017-18	159	33	22	55	46	12	1	4	5	9
	(Signed as a free agent on 8/19/16.)											
40	**Dennis Vial (D/LW)**	1990-91	21	0	0	0	61	—	—	—	—	—
	(Selected in the 6th round, 110th overall, in the 1988 Entry Draft. Traded to Detroit on 3/5/91 with Kevin Miller and Jim Cummins for Joe Kocur and Per Djoos.)											
8	**Steve Vickers (LW)**	1972-73—1981-82	698	246	340	586	330	68	24	25	49	58
32	**Terry Virtue (D)**	1999-00	1	0	0	0	0	—	—	—	—	—
	(Signed as a free agent on 7/29/99. Left via free agency.)											
39	**Vladimir Vorobiev (RW)**	1996-97—1997-98	31	7	7	14	12	—	—	—	—	—
	(Selected in the 10th round, 240th overall, in the 1992 Entry Draft. Traded to Edmonton on 3/23/99 for Kevin Brown.)											
34	**Aaron Voros (LW)**	2008-09—2009-10	95	11	12	23	211	4	0	0	0	14
	(Signed as a free agent on 7/1/08. Traded to Anaheim on 7/9/10 with Ryan Hillier for Steve Eminger.)											
11	**Carl Voss (C)**	1932-33	10	2	1	3	4	—	—	—	—	—
15	**Frank "Deacon" Waite (C)**	1930-31	17	1	3	4	4	—	—	—	—	—
36, 14	**Gord Walker (LW)**	1986-87—1987-88	19	2	4	6	21	—	—	—	—	—
25	**Peter Wallin (RW)**	1980-81—1981-82	52	3	14	17	14	14	2	6	8	6
4	**Aaron Ward (D)**	2006-07	60	3	10	13	57	—	—	—	—	—
	(Signed as a free agent on 7/3/06. Traded to Boston on 2/27/07 for Paul Mara.)											
12	**Dixon Ward (RW)**	2002-03	8	0	0	0	2	—	—	—	—	—
	(Signed as a free agent on 10/1/02. Left via free agency.)											
14, 16	**Jason Ward (RW)**	2005-06—2006-07	127	14	24	38	70	1	0	0	0	2
	(Signed as a free agent on 8/4/05. Traded to Los Angeles on 2/5/07 with Jan Marek, Marc-Andre Cliche, and a 2008 3rd round draft choice (later traded) for Sean Avery and John Seymour.)											
19	**Eddie Wares (RW)**	1936-37	2	2	0	2	0	—	—	—	—	—
15, 14	**Billy Warwick (LW)**	1942-43—1943-44	14	3	3	6	16	—	—	—	—	—
8	**Grant Warwick (RW)**	1941-42—1947-48	293	117	116	233	177	6	0	1	1	2
11, 15, 7	**Phil Watson (RW)**	1935-36—1942-43; 1944-45—1947-48	547	128	233	361	491	45	7	20	27	51
21	**John "Chick" Webster (LW)**	1949-50	14	0	0	0	4	—	—	—	—	—
39	**Doug Weight (C)**	1990-91—1992-93	118	23	47	70	78	8	2	2	4	0
	(Selected in the 2nd round, 34th overall, in the 1990 Entry Draft. Traded to Edmonton on 3/17/93 for Esa Tikkanen.)											
32	**Dale Weise (RW)**	2010-11	10	0	0	0	19	—	—	—	—	—
	(Selected in the 4th round, 111th overall, in the 2008 Entry Draft. Claimed off waivers by Vancouver on 10/4/11.)											
24	**Jay Wells (D)**	1991-92—1994-95	186	5	23	28	277	46	0	2	2	38
	(Acquired from Buffalo on 3/9/92 for Randy Moller. Traded to St. Louis on 7/31/95 for Doug Lidster.)											
19	**Len Wharton (D)**	1944-45	1	0	0	0	0	—	—	—	—	—

ALL-TIME PLAYER REGISTER

			REGULAR SEASON					PLAYOFFS				
NO.	NAME & POSITION	YEARS PLAYED	GP	G	A	PTS	PIM	GP	G	A	PTS	PIM
41	**Simon Wheeldon (C)**	1987-88—1988-89	11	0	2	2	6	—	—	—	—	—
	(Signed as a free agent on 9/8/86. Traded to Winnipeg on 7/9/90 for Brian McReynolds.)											
39, 17	**Rob Whistle (D)**	1985-86	32	4	2	6	10	3	0	0	0	2
	(Signed as a free agent on 8/13/85. Traded to St. Louis on 5/28/87 with Tony McKegney for Bruce Bell and future considerations.)											
5, 19	**Sherman White (C)**	1946-47; 1949-50	4	0	2	2	0	—	—	—	—	—
12	**Todd White (C)**	2010-11	18	1	1	2	2	—	—	—	—	—
	(Acquired from Atlanta on 8/2/10 for Donald Brashear and Patrick Rissmiller. Retired following the 2010-11 season.)											
39	**Trent Whitfield (C)**	2001-02	1	0	0	0	0	—	—	—	—	—
	(Claimed off waivers from Washington on 1/16/02. Claimed off waivers by Washington on 2/1/02.)											
14	**Doug Wickenheiser (C)**	1988-89	1	1	0	1	0	—	—	—	—	—
20	**Juha Widing (C)**	1969-70	44	7	7	14	10	—	—	—	—	—
24, 6	**Jim Wiemer (D)**	1984-85—1985-86	29	7	3	10	32	9	1	0	1	6
36	**David Wilkie (D)**	2000-01	1	0	0	0	2	—	—	—	—	—
	(Signed as a free agent on 9/29/99. Left via free agency.)											
86	**Jeremy Williams (RW)**	2010-11	1	0	0	0	0	—	—	—	—	—
	(Signed as a free agent on 7/12/10. Left via free agency.)											
17	**Tom Williams (LW)**	1971-72—1973-74	25	1	3	4	6	—	—	—	—	—
14	**Bert Wilson (LW)**	1973-74—1974-75	66	6	2	8	68	—	—	—	—	—
17	**Carey Wilson (C)**	1988-89—1989-90	82	30	51	81	102	14	3	3	6	2
	(Acquired from Hartford on 12/26/88 with a 1990 5th round draft choice (Lubos Rob) for Don Maloney, Brian Lawton, and Norm Maciver. Traded to Hartford on 7/9/90 with a 1991 3rd round draft choice (Michael Nylander) for Jody Hull.)											
16	**Johnny Wilson (LW)**	1960-61—1961-62	96	25	15	40	38	6	2	2	4	4
22	**Mike Wilson (D)**	2002-03	1	0	0	0	0	—	—	—	—	—
	(Acquired from Pittsburgh on 2/10/03 with Alexei Kovalev, Dan LaCouture, and Janne Laukkanen for Joel Bouchard, Richard Lintner, Mikael Samuelsson, and Rico Fata. Left via free agency.)											
15, 21	**Chad Wiseman (LW)**	2003-04—2005-06	5	1	1	2	4	1	0	0	0	2
	(Acquired from San Jose on 8/12/03 for Nils Ekman. Left via free agency.)											
14, 29	**Johan Witehall (LW)**	1998-99—2000-01	28	1	4	5	10	—	—	—	—	—
	(Selected in the 8th round, 207th overall, in the 1998 Entry Draft. Claimed off waivers by Montreal on 1/12/01.)											
86	**Wojtek Wolski (LW)**	2010-11—2011-12	46	6	16	22	10	5	1	2	3	0
	(Acquired from Phoenix on 1/10/11 for Michal Rozsival. Traded to Florida on 2/25/12 for Mike Vernace and a 2013 3rd round draft choice (later traded).)											
4	**Robert Wood (D)**	1950-51	1	0	0	0	0	—	—	—	—	—
6	**Jeff Woywitka (D)**	2011-12	27	1	5	6	8	—	—	—	—	—
	(Claimed off waivers from Montreal on 10/6/11. Left via free agency.)											
14	**Bill Wylie (C)**	1950-51	1	0	0	0	0	—	—	—	—	—
93	**Keith Yandle (D)**	2014-15—2015-16	103	7	51	58	48	24	3	9	12	12
	(Acquired from Arizona on 3/1/15 with Chris Summers and a 2016 4th round draft choice (Tarmo Reunanen) for John Moore, Anthony Duclair, a 2015 2nd round draft choice (later traded), and a 2016 1st round draft choice (later traded). Traded to Florida on 6/20/16 for a 2016 6th round draft choice (Tyler Wall) and a 2017 4th round draft choice (later traded).											
32	**Harry York (C)**	1997-98—1998-99	7	0	0	0	4	—	—	—	—	—
	(Acquired from St. Louis on 3/24/98 for Mike Eastwood. Traded to Pittsburgh on 11/25/98 with Alexei Kovalev for Petr Nedved, Chris Tamer, and Sean Pronger.)											
18, 16	**Mike York (C)**	1999-00—2001-02	230	58	80	138	54	—	—	—	—	—
	(Selected in the 6th round, 136th overall, in the 1997 Entry Draft. Traded to Edmonton on 3/19/02 with a 2002 4th round draft choice (Ivan Koltsov) for Tom Poti and Rem Murray.)											
39, 19	**Tom Younghans (RW)**	1981-82	47	3	5	8	17	2	0	0	0	0
31	**Rob Zamuner (C)**	1991-92	9	1	2	3	2	—	—	—	—	—
	(Selected in the 3rd round, 45th overall, in the 1989 Entry Draft. Left via free agency.)											
24	**Joe Zanussi (D)**	1974-75	8	0	2	2	4	—	—	—	—	—
13	**Nikolai Zherdev (RW)**	2008-09	82	23	35	58	39	7	0	0	0	2
	(Acquired from Columbus on 7/2/08 with Dan Fritsche for Fedor Tyutin and Christian Backman. Left via free agency.)											
*93	**Mika Zibanejad (C)**	2016-17—2017-18	128	41	43	84	30	12	2	7	9	0
	(Acquired from Ottawa on 7/18/16 with a 2018 2nd round draft choice (later traded) for Derick Brassard and a 2018 7th round draft choice.)											
21	**Sergei Zubov (D)**	1992-93—1994-95	165	30	126	156	61	32	8	22	30	2
	(Selected in the 5th round, 85th overall, in the 1990 Entry Draft. Traded to Pittsburgh on 8/31/95 with Petr Nedved for Ulf Samuelsson and Luc Robitaille.)											
*36	**Mats Zuccarello (RW)**	2010-11—2011-12; 2012-13—2017-18	463	102	213	315	191	60	11	20	31	46
	(Signed as a free agent on 5/26/10. Left via free agency. Signed as a free agent on 3/28/13.)											

ALL-TIME GOALTENDING REGISTER

			REGULAR SEASON							PLAYOFFS					
NO.	NAME	YEARS PLAYED	W-L-T/OT	GP	MINS	GA	GAA	SO		W-L-T	GP	MINS	GA	GAA	SO
1, 0	**Andy Aitkenhead**	1932-33—1934-35	47-43-16	106	6570	257	2.35	11		6-2-2	10	608	15	1.48	3
1	**Lorne Anderson**	1951-52	1-2-0	3	180	18	6.00	0		—	—	—	—	—	—
31	**Hardy Astrom**	1977-78	2-2-0	4	240	14	3.50	0		—	—	—	—	—	—
31	**Alex Auld**	2009-10	0-1-0	3	119	5	2.53	0		—	—	—	—	—	—
	(Claimed off waivers from Dallas on 2/27/10. Left via free agency.)														
35	**Steve Baker**	1979-80—1982-83	20-20-11	57	3075	190	3.71	3		7-7	14	824	55	4.01	0
1	**Gordie Bell**	1955-56	—	—	—	—	—	—		1-1	2	120	9	4.50	0
1	**Bill Beveridge**	1942-43	4-10-3	17	1020	89	5.24	1		—	—	—	—	—	—
43	**Martin Biron**	2010-11—2013-14	22-15-3	46	2554	105	2.47	2		—	—	—	—	—	—
	(Signed as a free agent on 7/1/10. Retired on 10/20/13.)														
31	**Dan Blackburn**	2001-02—2002-03	20-32-4	63	3500	188	3.22	1		—	—	—	—	—	—
	(Selected in the 1st round, 10th overall, in the 2001 Entry Draft. Retired on 9/25/05 due to injury.)														
1	**Lionel Bouvrette**	1942-43	0-1-0	1	60	6	6.00	0		—	—	—	—	—	—
1	**Johnny Bower**	1953-54—1954-55;													
		1956-57	31-35-11	77	4620	197	2.56	5		—	—	—	—	—	—
1	**Steve Buzinski**	1942-43	2-6-1	9	560	55	5.89	0		—	—	—	—	—	—
2, 1	**Lorne Chabot**	1926-27—1927-28	41-25-14	81	5077	138	1.63	21		2-3-2	8	488	11	1.35	2
34, 39	**Dan Cloutier**	1997-98—1998-99	10-13-4	34	1648	72	2.62	0		—	—	—	—	—	—
	(Selected in the 1st round, 26th overall, in the 1994 Entry Draft. Traded to Tampa Bay on 6/26/99 with Niklas Sundstrom and 2000 1st (Nikita Alexeev) and 3rd (Igor Radulov) round draft choices for a 1999 1st round draft choice (Pavel Brendl.)														
35, 00,	**John Davidson**														
30		1975-76—1982-83	93-90-25	222	12425	742	3.58	7		16-13	30	1795	73	2.44	1
15	**Bob Decourcy**	1947-48	0-1-0	1	30	6	12.29	0		—	—	—	—	—	—
30	**Dave Dryden**	1961-62	0-1-0	1	40	3	4.55	0		—	—	—	—	—	—
30	**Mike Dunham**	2002-03—2003-04	35-47-11	100	5615	253	2.70	7		—	—	—	—	—	—
	(Acquired from Nashville for Rem Murray, Tomas Kloucek and Marek Zidlicky on 12/12/02. Left via free agency.)														
1	**Emile Francis**	1948-49—1951-52	7-10-4	22	1280	67	3.14	0		—	—	—	—	—	—
1	**Jimmy Franks**	1942-43	5-14-4	23	1380	103	4.48	0		—	—	—	—	—	—
33	**Bob Froese**	1986-87—1989-90	36-43-8	98	5343	324	3.64	1		1-3	6	236	18	4.57	0
	(Acquired from Philadelphia on 12/18/86 for Kjell Samuelsson and a 1989 2nd round draft choice (Patrick Juhlin). Retired following the 1989-90 season.)														
1	**Bruce Gamble**	1958-59	0-3-0	3	180	11	3.67	0		—	—	—	—	—	—
1	**Bert Gardiner**	1935-36; 1938-39	1-0-0	1	60	1	1.00	0		3-3	6	434	12	1.66	0
*90, 40	**Alexandar Georgiev**	2017-18	4-4-1	10	515	27	3.15	0		—	—	—	—	—	—
	(Signed as a free agent on 7/19/17.)														
30, 1	**Ed Giacomin**	1965-66—1975-76	267-172-89	539	31540	1438	2.74	49		29-35	65	3817	180	2.83	1
33, 30	**Gilles Gratton**	1976-77	11-18-7	41	2030	143	4.23	0		—	—	—	—	—	—
*75	**Brandon Halverson**	2017-18	0-0-0	1	13	1	4.78	0		—	—	—	—	—	—
	(Selected in the 2nd round, 59th overall, in the 2014 Entry Draft.)														
1	**Glen Hanlon**	1982-83—1985-86	56-56-13	138	7666	473	3.70	1		2-7	12	609	38	3.74	1
30	**Glenn Healy**	1993-94—1996-97	40-44-18	113	6178	287	2.79	6		2-1	7	298	14	2.82	0
	(Acquired from Tampa Bay on 6/25/93 for the return of Tampa Bay's 1993 3rd round draft choice (Allan Egeland), acquired in a previous trade. Left via free agency.)														
31	**Guy Hebert**	2000-01	5-7-1	13	735	42	3.43	0		—	—	—	—	—	—
	(Claimed off waivers from Anaheim on 3/7/01. Retired following the 2000-01 season.)														
45	**Magnus Hellberg**	2015-16—2016-17	1-0-0	3	99	4	2.44	0		—	—	—	—	—	—
	(Acquired from Nashville on 7/1/15 for a 2017 6th round draft choice (Pavel Koltygin). Left via free agency.)														
1, 20	**Jim Henry**	1941-42; 1945-46—1947-48	47-44-17	108	6522	343	3.16	4		2-4	6	360	13	2.17	1
31	**Corey Hirsch**	1992-93	1-2-1	4	224	14	3.75	0		—	—	—	—	—	—
	(Selected in the 8th round, 169th overall, in the 1991 Entry Draft. Traded to Vancouver on 4/7/95 for Nathan LaFayette.)														
32, 33	**Milan Hnilicka**	1999-00	0-1-0	2	87	5	3.48	0		—	—	—	—	—	—
	(Signed as a free agent on 7/15/99. Left via free agency.)														
32, 40	**Johan Holmqvist**	2000-01—2002-03	0-3-0	4	167	12	4.32	0		—	—	—	—	—	—
	(Selected in the 7th round, 175th overall, in the 1997 Entry Draft. Traded to Minnesota on 3/11/03 for Lawrence Nycholat.)														
40	**Chris Holt**	2005-06	0-0-0	1	11	0	0.00	0		—	—	—	—	—	—
	(Selected in the 6th round, 180th overall, in the 2003 Entry Draft. Left via free agency.)														
1	**Percy Jackson**	1934-35	0-1-0	1	60	8	8.00	0		—	—	—	—	—	—
29	**Chad Johnson**	2009-10—2010-11	1-2-1	6	301	13	2.59	0		—	—	—	—	—	—
	(Acquired from Pittsburgh on 6/27/09 for a 5th round draft choice in the 2009 Entry Draft (Andy Bathgate). Left via free agency.)														
1	**Dave Kerr**	1934-35—1940-41	157-110-57	324	20238	697	2.07	40		17-13-2	32	2136	56	1.57	7
44	**Terry Kleisinger**	1985-86	0-2-0	4	191	14	4.42	0		—	—	—	—	—	—
30	**Julian Klymkiw**	1958-59	0-0-0	1	19	2	6.37	0		—	—	—	—	—	—
34	**Jason LaBarbera**	2000-01; 2003-04	1-2-0	5	209	16	4.61	0		—	—	—	—	—	—
	(Selected in the 3rd round, 66th overall, in the 1998 Entry Draft. Left via free agency.)														
31	**Jean-Francois Labbe**	1999-00	0-1-0	1	60	3	3.00	0		—	—	—	—	—	—
	(Signed as a free agent 7/16/98. Traded to Columbus on 11/9/00 for Bert Robertsson.)														
0	**Harry Lumley**	1943-44	0-0-0	1	20	0	0.00	0		—	—	—	—	—	—
*30	**Henrik Lundqvist**	2005-06—2017-18	431-275-83	805	47131	1859	2.37	63		61-65	128	7817	297	2.28	10
	(Selected in the 7th round, 205th overall, in the 2000 Entry Draft.)														
1, 30	**Cesare Maniago**	1965-66—1966-67	9-15-5	34	1830	108	3.54	2		—	—	—	—	—	—
40	**Jussi Markkanen**	2003-04	8-12-1	26	1245	53	2.56	2		—	—	—	—	—	—
	(Acquired from Edmonton on 6/30/03 with a 2004 4th round draft choice (later traded) for the rights to Brian Leetch. Traded to Edmonton on 3/3/04 with Petr Nedved for Dwight Helminen, Steve Valiquette and a 2004 2nd round draft choice (Dane Byers).)														
1	**Ken McAuley**	1943-44—1944-45	17-64-15	96	5740	537	5.61	1		—	—	—	—	—	—
1, 0	**Jack McCartan**	1959-60—1960-61	2-7-3	12	680	42	3.71	1		—	—	—	—	—	—
31	**Peter McDuffe**	1972-73—1973-74	4-2-1	7	400	19	2.85	0		—	—	—	—	—	—
30	**Kirk McLean**	1999-00—2000-01	15-18-5	45	2426	129	3.19	0		—	—	—	—	—	—
	(Signed as a free agent on 7/13/99. Retired following the 2000-01 season.)														
33	**Jamie McLennan**	2003-04	1-3-0	4	244	12	2.96	0		—	—	—	—	—	—
	(Acquired from Calgary on 3/6/04 with Blair Betts and Greg Moore for Chris Simon and a 2004 7th round draft choice (Matt Schneider). Left via free agency.)														
1	**Joe Miller**	1927-28	—	—	—	—	—	—		2-1	3	180	3	1.00	1
41	**Ed Mio**	1981-82—1982-83	29-24-11	66	3861	225	3.50	2		9-6	16	919	60	3.92	0

ALL-TIME GOALTENDING REGISTER

			REGULAR SEASON						PLAYOFFS					
NO.	NAME	YEARS PLAYED	W-L-T/OT	GP	MINS	GA	GAA	SO	W-L-T	GP	MINS	GA	GAA	SO
31	**Jason Muzzatti**	1997-98	0-3-2	6	313	17	3.26	0	—	—	—	—	—	—
	(Acquired from Carolina on 8/8/97 for a 1998 4th round draft choice (Tommy Westlund). Traded to San Jose on 3/24/98 for Rich Brennan.)													
30	**Dan Olesevich**	1961-62	0-0-1	1	30	2	4.12	0	—	—	—	—	—	—
1, 23	**Marcel Paille**	1957-58—1962-63; 1964-65	32-52-22	107	6341	362	3.43	2	—	—	—	—	—	—
16	**Lester Patrick**	1927-28	—	—	—	—	—	—	1-0	1	36	1	1.71	0
31	**Ondrej Pavelec**	2017-18	4-9-1	19	904	46	3.05	1	—	—	—	—	—	—
	(Signed as a free agent on 7/1/17. Left via free agency.)													
30	**Marcel Pelletier**	1962-63	0-1-0	2	39	3	4.62	0	—	—	—	—	—	—
1, 23	**Jacques Plante**	1963-64—1964-65	32-53-12	98	5836	329	3.38	5	—	—	—	—	—	—
32	**Antti Raanta**	2015-16—2016-17	27-14-4	55	2768	104	2.25	5	0-1	3	94	4	2.56	0
	(Acquired from Chicago for Ryan Haggerty on 6/27/15. Traded to Arizona on 6/23/17 with Derek Stepan for Tony DeAngelo and a 1st round pick in the 2017 Entry Draft (Lias Andersson).)													
34	**Jamie Ram**	1995-96	0-0-0	1	27	0	0.00	0	—	—	—	—	—	—
	(Selected in the 10th round, 213th overall, in the 1991 Entry Draft. Left via free agency.)													
1	**Chuck Rayner**	1945-46—1952-53	123-179-73	377	22548	1118	2.98	24	9-9	18	1135	46	2.43	1
35	**Mike Richter**	1988-89—2002-03	301-258-73	666	38185	1840	2.89	24	41-33	76	4514	202	2.68	9
	(Selected in the 2nd round, 28th overall, in the 1985 Entry Draft. Retired following the 2002-03 season.)													
31	**Curt Ridley**	1974-75	1-1-0	2	81	7	5.19	0	—	—	—	—	—	—
1	**John Ross Roach**	1928-29—1931-32	80-63-37	180	11300	407	2.16	30	9-10-1	21	1420	43	1.82	5
1	**Al Rollins**	1959-60	3-4-3	10	600	31	3.10	0	—	—	—	—	—	—
30	**Terry Sawchuk**	1969-70	3-1-2	8	412	20	2.91	1	0-1	3	80	6	4.51	0
0	**Joe Schaefer**	1959-60—1960-61	0-2-0	2	90	8	5.39	0	—	—	—	—	—	—
35, 31	**Ron Scott**	1983-84; 1985-86—1987-88	3-7-4	16	794	51	3.86	0	—	—	—	—	—	—
30	**Don Simmons**	1965-66; 1967-68—1968-69	4-10-4	22	1056	61	3.47	0	—	—	—	—	—	—
70	**Mackenzie Skapski**	2014-15	2-0-0	2	119	1	0.50	1	—	—	—	—	—	—
	(Selected in the 6th round, 170th overall, in the 2013 Entry Draft. Left via free agency.)													
31, 1,	**Doug Soetaert**	1975-76—1980-81;												
33		1986-87	35-40-15	103	5522	372	4.04	1	—	—	—	—	—	—
1	**Doug Stevenson**	1944-45	0-4-0	4	240	20	5.00	0	—	—	—	—	—	—
33	**Cam Talbot**	2013-14—2014-15	33-15-5	57	3306	110	2.00	8	0-1	2	47	2	2.59	0
	(Signed as a free agent on 3/30/10. Traded to Edmonton on 6/27/15 with a 7th round pick in the 2015 Entry Draft (Ziyat Paigin) for a 2nd round pick in the 2015 Entry Draft (later traded), a 3rd round pick in the 2015 Entry Draft (Sergey Zborovskiy), and a 7th round pick in the 2015 Entry Draft (Adam Huska).)													
25	**Dave Tataryn**	1976-77	1-1-0	2	80	10	7.50	0	—	—	—	—	—	—
1	**Wayne Thomas**	1977-78—1980-81	34-43-11	94	5275	320	3.64	5	0-1	1	60	4	4.00	0
45, 40	**Steve Valiquette**	2003-04; 2006-07—2009-10	14-14-5	39	2048	95	2.78	4	0-0	2	40	0	0.00	0
	(Acquired from Edmonton with Dwight Helminen and a 2004 2nd round draft choice for Petr Nedved and Jussi Markkanen on 3/3/04. Left via free agency. Signed as a free agent on 7/1/06. Left via free agency.)													
34	**John Vanbiesbrouck**	1981-82;												
		1983-84—1992-93	200-177-47	449	25361	1457	3.45	16	13-20	38	1935	105	3.26	2
	(Selected in the 4th round, 72nd overall, in the 1981 Entry Draft. Traded to Vancouver for future considerations (Doug Lidster) on 6/20/93.)													
1, 23,	**Gilles Villemure**	1963-64; 1967-68—1968-69;												
30		1970-71—1974-75	98-53-23	184	10455	457	2.62	13	5-5	13	653	32	2.94	0
80	**Kevin Weekes**	2005-06—2006-07	18-20-5	46	2612	134	3.08	0	0-1	1	60	4	4.01	0
	(Signed as a free agent on 8/26/04. Left via free agency.)													
31	**Steve Weeks**	1980-81—1983-84	42-33-14	94	5306	339	3.83	1	1-2	5	141	10	4.27	0
31, 1	**Dunc Wilson**	1974-75—1975-76	6-11-3	23	1256	89	4.25	0	—	—	—	—	—	—
1	**Hal Winkler**	1926-27	3-4-1	8	473	13	1.65	2	—	—	—	—	—	—
1	**Gump Worsley**	1952-53; 1954-55—1962-63	204-270-101	581	34610	1753	3.04	24	5-15	20	1243	84	4.05	0
31	**Vitali Yeremeyev**	2000-01	0-4-0	4	213	16	4.52	0	—	—	—	—	—	—
	(Selected in the 9th round, 209th overall, in the 1994 Entry Draft. Left via free agency.)													
31	**Matt Zaba**	2009-10	0-0-0	1	34	2	3.56	0	—	—	—	—	—	—
	(Signed as a free agent on 8/20/07. Left via free agency.)													

* Denotes players currently in Rangers organization

*** From 1999-00 through 2003-04, goaltenders were charged with a loss if their team lost in overtime, even though the team was not credited with a loss. Beginning in 2005-06, goaltenders were no longer charged with a loss if the team lost in overtime or a shootout, instead receiving a mark in the "OT" column. For career records, this statistic is incorporated in the third column, in addition.

RANGERS ALL-TIME JERSEY NUMBERS

0

PLAYER	YEAR(S) WORN
Andy Aitkenhead	1933-34*
Harry Lumley	1943-44*
Joe Schaefer	1959-60 – 1960-61*
Jack McCartan	1960-61*

00

PLAYER	YEAR(S) WORN
John Davidson	1976-77 – 1977-78

1

GIACOMIN 1

Number retired for Ed Giacomin on Mar. 15, 1989

PLAYER	YEAR(S) WORN
Hal Winkler	1926-27
Lorne Chabot	1927-28
Joe Miller	1927-28
John Ross Roach	1928-29 – 1931-32
Andy Aitkenhead	1932-33 – 1934-35
Danny Cox	1933-34*
Percy Jackson	1934-35
Dave Kerr	1934-35 – 1940-41
Bert Gardiner	1935-36; 1938-39
Jim Henry	1941-42; 1946-47 – 1947-48
Steve Buzinski	1942-43
Jimmy Franks	1942-43
Bill Beveridge	1942-43
Lionel Bouvrette	1942-43
Ken McAuley	1943-44 – 1944-45
Doug Stevenson	1944-45
Chuck Rayner	1945-46 – 1952-53
Emile Francis	1948-49 – 1951-52
Lorne Anderson	1951-52
Gump Worsley	1952-53; 1954-55 – 1962-63
Johnny Bower	1953-54 – 1954-55; 1956-57
Gordie Bell	1955-56
Marcel Paille	1957-58 – 1962-63
Bruce Gamble	1958-59
Al Rollins	1959-60
Jack McCartan	1959-60 – 1960-61
Jacques Plante	1963-64 – 1964-65
Gilles Villemure	1963-64
Ed Giacomin	**1965-66 – 1975-76**
Cesare Maniago	1965-66
Dunc Wilson	1975-76
Doug Soetaert	1976-77; 1980-81; 1986-87
Wayne Thomas	1977-78 – 1980-81
Glen Hanlon	1982-83 – 1985-86

2

LEETCH 2

Number retired for Brian Leetch on Jan. 24, 2008

PLAYER	YEAR(S) WORN
Lorne Chabot	1926-27
Alex Gray	1927-28
Leo Bourgeault	1928-29 – 1930-31
Joe Jerwa	1930-31
Earl Seibert	1931-32 – 1934-35
Vern Ayres	1935-36
Babe Pratt	1935-36 – 1936-37
Art Coulter	1937-38 – 1941-42
Alf Pike	1942-43
Tom Dewar	1943-44
John Mahaffy	1943-44
Kilby MacDonald	1944-45
Muzz Patrick	1945-46
Hal Laycoe	1945-46 – 1946-47
Frank Eddolls	1947-48 – 1951-52
Jack Evans	1951-52
Jim Ross	1952-53
Ivan Irwin	1953-54 – 1955-56
Bill Gadsby	1955-56*
Larry Cahan	1956-57 – 1958-59
Jack Bownass	1958-59; 1959-60
Ian Cushenan	1959-60
Jim Morrison	1960-61
John Hanna	1960-61
Doug Harvey	1961-62 – 1963-64
Mike McMahon Jr.	1963-64
Ron Ingram	1964-65
Bob Plager	1964-65
Wayne Hillman	1964-65 – 1967-68
Brad Park	1968-69 – 1975-76
Carol Vadnais	1975-76
Larry Sacharuk	1976-77
Larry Huras	1976-77
Tim Bothwell	1978-79
Andre Dore	1978-79
Jocelyn Guevremont	1979-80
Tom Laidlaw	1980-81 – 1986-87
Brian Leetch	**1987-88 – 2003-04**

3

HOWELL 3

Number retired for Harry Howell on Feb. 22, 2009

PLAYER	YEAR(S) WORN
Ivan "Ching" Johnson	1926-27 – 1929-30; 1930-31 – 1936-37
Leo Reise Sr.	1929-30
Ott Heller	1937-38 – 1945-46
Jean-Paul Lamirande	1946-47
Harry "Huddy" Bell	1946-47
Fred Shero	1947-48 – 1949-50
Fern Perreault	1947-48
Herb Foster	1947-48
Jack Lancien	1950-51
Jack Evans	1950-51
Harry Howell	**1952-53 – 1968-69**
Ivan Irwin	1955-56*
Tim Horton	1969-70 – 1970-71
Gary Doak	1971-72
Ron Harris	1972-73 – 1975-76
Dave Farrish	1976-77 – 1978-79
Barry Beck	1979-80 – 1982-83

RANGERS ALL-TIME JERSEY NUMBERS

PLAYER	YEAR(S) WORN
Scot Kleinendorst	1982-83 – 1983-84
James Patrick	1983-84 – 1993-94
Chris Tamer	1998-99
Stan Neckar	1998-99
Kim Johnsson	1999-00 – 2000-01
Tom Poti	2001-02 – 2003-04
Michal Rozsival	2005-06 – 2008-09

4

PLAYER	YEAR(S) WORN
Clarence "Taffy" Abel	1926-27 – 1928-29
Harry "Yip" Foster	1929-30
Bill Regan	1929-30
Frank Peters	1930-31
Hib Milks	1931-32
Alex "Babe" Siebert	1932-33 – 1933-34
Vic Ripley	1933-34 – 1934-35
Harold Starr	1934-35 – 1935-36
Alex Shibicky	1935-36 – 1941-42; 1945-46
Gordon Davidson	1942-43 – 1943-44
Bob Dill	1943-44 – 1944-45
Rene Trudell	1945-46 – 1947-48
Dunc Fisher	1947-48
Wally Stanowski	1948-49 –1950-51
Robert Wood	1950-51
Hy Buller	1951-52 – 1953-54
Bill Gadsby	1954-55 – 1960-61
Harry Howell	1955-56*
Albert Langlois	1961-62 – 1963-64
Ron Ingram	1963-64 – 1964-65
Arnie Brown	1964-65 – 1970-71
Larry Brown	1970-71
Mike McMahon Jr.	1971-72
Randy Legge	1972-73
Bert Marshall	1972-73
Larry Sacharuk	1973-74
Derek Sanderson	1974-75
Ron Greschner	1974-75 – 1989-90
Kevin Lowe	1992-93 – 1995-96
Maxim Galanov	1997-98
Chris Tamer	1998-99
Kevin Hatcher	1999-00
Brad Brown	2000-01
Mike Mottau	2001-02
Greg de Vries	2003-04
Aaron Ward	2006-07
Erik Reitz	2008-09
Michael Del Zotto	2009-10 – 2013-14
Raphael Diaz	2013-14
Michael Kostka	2014-15
Adam Clendening	2016-17

5

PLAYER	YEAR(S) WORN
Bill Cook	1926-27 – 1936-37
Mac Colville	1937-38 – 1941-42; 1945-46 – 1946-47
Joe Bell	1942-43
Gus Mancuso	1942-43
Charlie Sands	1943-44
Roger Leger	1943-44
Lloyd Mohns	1943-44
Hank Damore	1943-44
Max Labovitch	1943-44
Tony Demers	1943-44
Fred Hunt	1944-45
Sherman White	1946-47
Mel Read	1946-47
Buddy O'Connor	1947-48 – 1950-51
Jim Conacher	1951-52
Leo Reise Jr.	1952-53 – 1953-54
Lou Fontinato	1954-55; 1955-56*
Ron Howell	1954-55
Bill Ezinicki	1954-55
Jack Evans	1955-56 – 1957-58
Eddie Shack	1958-59 – 1959-60
Bill Sweeney	1959-60
Don Johns	1960-61
Jean Ratelle	1960-61
Larry Cahan	1961-62 – 1964-65
Ulf Sterner	1964-65
Doug Robinson	1964-65 – 1965-66
Bernie Geoffrion	1966-67 – 1967-68
Dale Rolfe	1970-71 – 1974-75
Larry Sacharuk	1975-76
Phil Esposito	1975-76
Carol Vadnais	1976-77 – 1981-82
Barry Beck	1982-83 – 1985-86
Jari Gronstrand	1987-88
Normand Rochefort	1988-89 – 1991-92
Peter Andersson	1992-93 – 1993-94
Mattias Norstrom	1993-94 – 1994-95
Ulf Samuelsson	1995-96 – 1998-99
Stephane Quintal	1999-00
Dale Purinton	2000-01 – 2003-04
Matt Cullen	2006-07
Dan Girardi	2007-08 – 2016-17

6

PLAYER	YEAR(S) WORN
Fred "Bun" Cook	1926-27 – 1935-36
Neil Colville	1936-37 – 1941-42; 1945-46 – 1948-49
Bob Kirkpatrick	1942-43
Archie Fraser	1943-44
Roger Leger	1943-44
Bucko McDonald	1943-44 – 1944-45
Guy Labrie	1944-45
Pat Egan	1949-50 – 1950-51
Steve Kraftcheck	1951-52 – 1952-53
Bob Chrystal	1953-54 – 1954-55
Charles "Pete" Conacher Jr.	1955-56
Bruce Cline	1956-57
Ivan Irwin	1957-58
John Hanna	1958-59 – 1959-60
Eddie Shack	1960-61
Pat Hannigan	1960-61 – 1961-62

RANGERS ALL-TIME JERSEY NUMBERS

PLAYER	YEAR(S) WORN
Bronco Horvath	1962-63
Bryan Hextall Jr.	1962-63
Don Johns	1963-64 – 1964-65
Bob Plager	1964-65
Bill Taylor Jr.	1964-65
Marc Dufour	1964-65
Ted Taylor	1964-65
Gordon Labossiere	1964-65
Sandy Fitzpatrick	1964-65
Mike McMahon Jr.	1964-65 – 1965-66
Dick Meissner	1964-65
Al MacNeil	1966-67
Al Hamilton	1967-68 – 1969-70
Bob Jones	1968-69
Bob Blackburn	1968-69
Syl Apps Jr.	1970-71
Glen Sather	1970-71 – 1973-74
Gilles Marotte	1973-74 – 1975-76
Doug Jarrett	1976-77
Don Awrey	1977-78
Mike Korney	1978-79
Dean Turner	1978-79
Bobby Sheehan	1978-79
Tim Bothwell	1979-80 – 1980-81; 1981-82
Jere Gillis	1980-81 – 1981-82
Bill Baker	1982-83
Larry Patey	1983-84 – 1984-85
Mike McEwen	1985-86
Jim Wiemer	1985-86
Curt Giles	1986-87 – 1987-88
Mark Tinordi	1987-88
Ken Hammond	1988-89
Dean Kennedy	1988-89
Miloslav Horava	1988-89 – 1990-91
Joe Cirella	1991-92 – 1992-93
Doug Lidster	1993-94; 1995-96 – 1997-98
Glen Featherstone	1994-95
Manny Malhotra	1998-99 – 2001-02
Darius Kasparaitis	2002-03 – 2006-07
Wade Redden	2008-09 – 2009-10
Jeff Woywitka	2011-12
Anton Stralman	2012-13 – 2013-14
Dylan McIlrath	2015-16 – 2016-17

7

GILBERT 7 **Number retired for Rod Gilbert on Oct. 14, 1979**

PLAYER	YEAR(S) WORN
Frank Boucher	1926-27 – 1936-37; 1943-44
Phil Watson	1937-38 – 1942-43; 1944-45 – 1947-48
Fred Thurier	1944-45
Don Raleigh	1948-49 – 1955-56
Red Sullivan	1956-57 – 1960-61
Jean-Guy Gendron	1961-62
Rod Gilbert	**1962-63 – 1977-78**

8

PLAYER	YEAR(S) WORN
Bill Boyd	1926-27 – 1928-29
Paul Thompson	1929-30 – 1930-31
Norm "Dutch" Gainor	1931-32
Cecil Dillon	1932-33 – 1938-39
Dutch Hiller	1939-40 – 1940-41
Grant Warwick	1941-42 – 1947-48
Henry Dyck	1943-44
Kilby MacDonald	1943-44
Bill Taylor Sr.	1947-48
Larry Kwong	1947-48
Buck Davies	1947-48
Moe Morris	1948-49
Allan Stanley	1948-49 – 1954-55
Pentti Lund	1949-50
Lou Fontinato	1954-55 – 1960-61
Dave Creighton	1955-56*
Jack Bownass	1961-62
Dave Balon	1961-62 – 1962-63
Howie Glover	1963-64
Bob Nevin	1964-65 – 1970-71
Pierre Jarry	1971-72
Jim Dorey	1971-72
Steve Vickers	1972-73 – 1981-82
Robbie Ftorek	1982-83 – 1984-85
Kjell Samuelsson	1985-86
Walt Poddubny	1986-87 – 1987-88
Darren Turcotte	1988-89 – 1993-94
Joby Messier	1993-94
Jean-Yves Roy	1994-95
Pat Flatley	1996-97
Ryan VandenBussche	1997-98
Brad Smyth	1997-98
Jan Mertzig	1998-99
Michal Grosek	2000-01 – 2001-02
Ted Donato	2002-03
Marek Malik	2005-06 – 2007-08
Brandon Prust	2009-10 – 2011-12
Darroll Powe	2012-13 – 2013-14
Kevin Klein	2013-14 – 2016-17
Cody McLeod	2017-18

9

BATHGATE 9 **Number retired for Adam Graves on Feb. 3, 2009;**
Number retired for Andy Bathgate on Feb. 22, 2009 GRAVES 9

PLAYER	YEAR(S) WORN
Murray Murdoch	1926-27 – 1936-37
Lynn Patrick	1937-38 – 1942-43; 1945-46
Don Raleigh	1943-44; 1947-48
Fern Gauthier	1943-44
Walt Atanas	1944-45
Alf Pike	1946-47
Pentti Lund	1948-49 – 1950-51
Vic Howe	1950-51
Paul Ronty	1951-52 – 1954-55
Charles "Pete" Conacher Jr.	1954-55
Andy Bathgate	**1955-56 – 1963-64**

RANGERS ALL-TIME JERSEY NUMBERS

PLAYER	YEAR(S) WORN
Dick Duff	1963-64 – 1964-65
Larry Mickey	1965-66
Reg Fleming	1965-66 – 1968-69
Real Lemieux	1969-70
Don Blackburn	1969-70 – 1970-71
Phil Goyette	1971-72
Gene Carr	1972-73 – 1973-74
Rick Middleton	1974-75 – 1975-76
Wayne Dillon	1976-77 – 1977-78
Mike McDougal	1978-79
Doug Sulliman	1979-80 – 1980-81
Rob McClanahan	1981-82 – 1983-84
Dave Gagner	1984-85 – 1986-87
Ulf Dahlen	1987-88 – 1989-90
Bernie Nicholls	1989-90 – 1991-92
Adam Graves	**1991-92 – 2000-01**
Pavel Bure	2001-02 – 2002-03

10

PLAYER	YEAR(S) WORN
Paul Thompson	1926-27 – 1928-29
Butch Keeling	1929-30 – 1937-38
Clint Smith	1938-39 – 1942-43
Art Strobel	1943-44
Ozzie Aubuchon	1943-44
Hal Cooper	1944-45
Bill Moe	1944-45
Jack Mann	1944-45
Edgar Laprade	1945-46 – 1954-55
Jack Gordon	1948-49
Andy Bathgate	1952-53
Aggie Kukulowicz	1952-53
Mike Labadie	1952-53
Ron Murphy	1952-53; 1955-56*
Max Bentley	1953-54
Jean-Guy Gendron	1955-56 – 1957-58
Earl Ingarfield	1958-59 – 1966-67
Parker MacDonald	1959-60
Art Stratton	1959-60
Jean Ratelle	1960-61
Larry Jeffrey	1967-68 – 1968-69
Bill Fairbairn	1969-70 – 1976-77
Wayne Dillon	1976-77
Ron Duguay	1977-78 – 1982-83
Pierre Larouche	1983-84 – 1984-85; 1986-87 – 1987-88
Kelly Miller	1985-86
Guy Lafleur	1988-89
Dave Archibald	1989-90
Steven Rice	1990-91
Esa Tikkanen	1992-93 – 1993-94; 1996-97; 1998-99
Petr Nedved	1994-95
Marc Savard	1997-98
Todd Harvey	1999-00
Sandy McCarthy	2000-01 – 2002-03; 2003-04
Garth Murray	2003-04
Ville Nieminen	2005-06
Nigel Dawes	2006-07 – 2008-09
Marian Gaborik	2009-10 – 2012-13
J.T. Miller	2013-14 – 2017-18

11

Number retired for Mark Messier on Jan. 12, 2006

PLAYER	YEAR(S) WORN
Reg Mackey	1926-27
Laurie Scott	1927-28
Butch Keeling	1928-29
Sparky Vail	1929-30
Bill Regan	1930-31
Vic Desjardins	1931-32
Carl Voss	1932-33
Gord Pettinger	1932-33
Lorne Carr	1933-34
Duke Dutkowski	1933-34
Danny Cox	1933-34
Alex Levinsky	1934-35
Bill MacKenzie	1934-35
Phil Watson	1935-36
Clint Smith	1936-37
Babe Pratt	1937-38 – 1942-43
Hank Goldup	1942-43; 1944-45 – 1945-46
Jack McDonald	1943-44
Joe Cooper	1946-47
Ed Slowinski	1947-48
Nick Mickoski	1947-48 – 1954-55
Dunc Fisher	1949-50
Vic Howe	1954-55
Bronco Horvath	1955-56 – 1956-57
Larry Popein	1955-56*
Dave Balon	1960-61
John Hanna	1960-61
Ron Hutchinson	1960-61
Bob Kabel	1960-61
Noel Price	1960-61
Orland Kurtenbach	1960-61
Vic Hadfield	1961-62 – 1973-74
Wayne Dillon	1975-76
Benoit Gosselin	1977-78
Ulf Nilsson	1978-79 – 1980-81
Pat Conacher	1982-83
Rick Chartraw	1982-83 – 1983-84
Dave Barr	1983-84
Mark Morrison	1983-84
Stephen Patrick	1984-85 – 1985-86
Wilf Paiement	1985-86
Bobby Carpenter	1986-87
Kelly Kisio	1986-87 – 1990-91
Adam Graves	1991-92
Mark Messier	**1991-92 – 1996-97; 2000-01 – 2003-04**

RANGERS ALL-TIME JERSEY NUMBERS

12

PLAYER	YEAR(S) WORN
Oliver Reinikka	1926-27
Leo Bourgeault	1926-27 – 1927-28
Myles Lane	1928-29
Sparky Vail	1928-29
Leo Quenneville	1929-30
Ralph Taylor	1929-30
Eddie Rodden	1930-31
Sam McAdam	1930-31
Art Somers	1931-32 – 1934-35
Glenn Brydson	1935-36
Howie Morenz	1935-36
Joe Cooper	1936-37 – 1937-38
Bryan Hextall Sr.	1938-39 – 1943-44; 1945-46 – 1947-48
Neil Colville	1944-45
Cal Gardner	1945-46
Church Russell	1945-46
Bing Juckes	1947-48
Dunc Fisher	1948-49 – 1950-51
Zellio Toppazzini	1950-51 – 1951-52
Jack Stoddard	1951-52
Jackie McLeod	1952-53
Andy Bathgate	1952-53
Gordie Haworth	1952-53
Aldo Guidolin	1952-53 – 1954-55
Andy Hebenton	1955-56 – 1962-63
Dick Meissner	1963-64
Jim Mikol	1964-65
Mel Pearson	1964-65
Bill Hicke	1964-65 – 1965-66
Ron Stewart	1967-68 – 1970-71; 1971-72 – 1972-73
Bruce MacGregor	1972-73 – 1973-74
Bob MacMillan	1974-75
Phil Esposito	1975-76
Bill Goldsworthy	1976-77 – 1977-78
Jerry Byers	1977-78
Don Maloney	1978-79 – 1988-89
Kris King	1989-90 – 1990-91
Tim Kerr	1991-92
Ed Olczyk	1992-93 – 1994-95
Ken Gernander	1995-96 – 1996-97; 2003-04
Mike Keane	1997-98
Bob Errey	1997-98
Rich Brennan	1998-99
Alexandre Daigle	1999-00
Dixon Ward	2002-03
Patrick Rissmiller	2008-09
Ales Kotalik	2009-10
Olli Jokinen	2009-10
Todd White	2010-11
Jesper Fast	2013-14
Lee Stempniak	2014-15
Daniel Paille	2015-16
Eric Staal	2015-16
Matt Puempel	2016-17
Peter Holland	2017-18

13

PLAYER	YEAR(S) WORN
Jack Stoddard	1951-52 – 1952-53
Bob Brooke	1983-84 – 1986-87
Sergei Nemchinov	1991-92 – 1996-97
Valeri Kamensky	1999-00 – 2000-01
Richard Scott	2001-02; 2003-04
Nikolai Zherdev	2008-09
Daniel Carcillo	2013-14
Kevin Hayes	2014-15 – 2017-18

14

PLAYER	YEAR(S) WORN
Stan Brown	1926-27
Frank "Patsy" Callighen	1927-28
Russell Oatman	1928-29
Leroy Goldsworthy	1929-30
Gene Carrigan	1930-31
Ott Heller	1931-32 – 1936-37
Clint Smith	1937-38
Dutch Hiller	1938-39
Kilby MacDonald	1939-40 – 1940-41
Hub Macey	1941-42
Scotty Cameron	1942-43
Billy Warwick	1943-44
Bob McDonald	1943-44
Jimmy Jamieson	1943-44
Aldo Palazzari	1943-44
Fred Thurier	1944-45
Alf Pike	1945-46
Joe Levandoski	1946-47
Jean-Paul Denis	1946-47
Jack Lancien	1946-47
Eddie Kullman	1947-48 – 1948-49
Wes Trainor	1948-49
Bud Poile	1949-50
Jackie McLeod	1949-50 – 1951-52
Bill Wylie	1950-51
Herb Dickenson	1951-52 – 1952-53
Kelly Burnett	1952-53
Ian Mackintosh	1952-53
Ike Hildebrand	1953-54
Doug Bentley	1953-54
Bill McCreary Sr.	1953-54
Andy Bathgate	1954-55
Andy Hebenton	1955-56*
Jimmy Bartlett	1955-56
Parker MacDonald	1956-57 – 1957-58
Brian Cullen	1959-60 – 1960-61
Rod Gilbert	1960-61 – 1961-62
Bob Cunningham	1960-61
Jean Ratelle	1961-62 – 1962-63
Mel Pearson	1962-63
Val Fonteyne	1963-64 – 1964-65
John McKenzie	1965-66
Guy Trottier	1968-69
Don Luce	1969-70 – 1970-71
Bruce MacGregor	1970-71 – 1972-73
Mike Murphy	1972-73 – 1973-74

RANGERS ALL-TIME JERSEY NUMBERS

PLAYER	YEAR(S) WORN
Real Lemieux	1973-74
Bert Wilson	1973-74 – 1974-75
Pat Hickey	1975-76
Ed Johnstone	1975-76
Don Murdoch	1976-77 – 1979-80
Mike Allison	1980-81 – 1985-86
Lane Lambert	1986-87
Jeff Jackson	1986-87
Gord Walker	1987-88
Mark Hardy	1987-88; 1988-89 – 1992-93
Doug Wickenheiser	1988-89
John McIntyre	1992-93
Mattias Norstrom	1993-94; 1995-96
Craig MacTavish	1993-94
Troy Loney	1994-95
Chris Ferraro	1995-96 – 1996-97
Peter Ferraro	1997-98
Geoff Smith	1997-98 – 1998-99
Johan Witehall	1998-99
Christian Dube	1998-99
Theo Fleury	1999-00 – 2001-02
Jason Ward	2005-06
Brendan Shanahan	2006-07 – 2007-08
Taylor Pyatt	2012-13 – 2013-14
Chris Mueller	2014-15

15

PLAYER	YEAR(S) WORN
Leo Bourgeault	1926-27
Gerry Carson	1928-29
Orville "Obs" Heximer	1929-30
Leo Quenneville	1929-30
Frank "Deacon" Waite	1930-31
Cecil Dillon	1930-31 – 1931-32
Doug Brennan	1932-33 – 1933-34
Bert Connelly	1934-35 – 1935-36
Phil Watson	1935-36 – 1936-37
Bryan Hextall Sr.	1937-38
Muzz Patrick	1938-39 – 1940-41
Alf Pike	1939-40
Norman Burns	1941-42
Lin Bend	1942-43
Red Garrett	1942-43
Spence Tatchell	1942-43
Billy Warwick	1942-43
Vic Lynn	1942-43
Jack Mann	1943-44
Ab DeMarco Sr.	1943-44 – 1946-47
Buddy O'Connor	1947-48
Don Raleigh	1947-48
Bob Decourcy	1947-48
Bing Juckes	1947-48
Hub Anslow	1947-48
Ronnie Rowe	1947-48
Clint Albright	1948-49
Gus Kyle	1949-50 – 1950-51
Jim Ross	1951-52
Jim Conacher	1952-53
Dean Prentice	1952-53
Mike Labadie	1952-53
Pete Babando	1952-53
Ron Murphy	1953-54; 1954-55 – 1956-57
Billy Dea	1953-54
Aggie Kukulowicz	1953-54
Bronco Horvath	1955-56*
Hank Ciesla	1957-58 – 1958-59
Noel Price	1959-60
Jack Bownass	1959-60
Bob Kabel	1959-60
Irv Spencer	1960-61 – 1961-62
Jim Neilson	1962-63 – 1973-74
Hartland Monahan	1974-75
Bill Collins	1975-76
Greg Holst	1977-78
Jerry Byers	1977-78
Dallas Smith	1977-78
Anders Hedberg	1978-79 – 1984-85
Chris Jensen	1985-86 – 1987-88
Jason Lafreniere	1988-89
Mark Janssens	1989-90 – 1991-92
Mike Hudson	1993-94
Darren Langdon	1994-95 – 1997-98
John MacLean	1998-99 – 2000-01
Chad Wiseman	2003-04
Jeff Taffe	2005-06
Brad Isbister	2006-07
Blair Betts	2007-08 – 2008-09
Jeff Halpern	2012-13
Derek Dorsett	2012-13 – 2013-14
Tanner Glass	2014-15 – 2016-17

16

PLAYER	YEAR(S) WORN
Lester Patrick	1926-27 – 1927-28
Ernest Kenny	1930-31
Bud Maracle	1930-31
Doug Brennan	1931-32
Ossie Asmundson	1932-33 – 1933-34
Charlie Mason	1934-35 – 1935-36
Mac Colville	1935-36 – 1936-37
Bobby Kirk	1937-38
Dutch Hiller	1937-38
Larry Molyneaux	1938-39
Alf Pike	1939-40 – 1941-42
Billy Gooden	1942-43; 1943-44
Joe Shack	1942-43
Fern Gauthier	1943-44
Jim Drummond	1944-45
Harold Brown	1945-46
Hal Laycoe	1945-46
Church Russell	1945-46 – 1947-48
Ed Slowinski	1947-48
Jean-Paul Lamirande	1947-48
Al "Red" Staley	1948-49

RANGERS ALL-TIME JERSEY NUMBERS

PLAYER	YEAR(S) WORN
Jack Gordon	1948-49; 1950-51
Val Delory	1948-49
Bing Juckes	1949-50
Jack Evans	1949-50; 1955-56*
Jack Lancien	1949-50 – 1950-51
Vic Howe	1950-51; 1953-54
Dick Kotanen	1950-51
Gaye Stewart	1951-52 – 1952-53
George Senick	1952-53
Frank Bathgate	1952-53
Aldo Guidolin	1952-53
Billy Dea	1953-54
Ron Murphy	1953-54
Andy Bathgate	1953-54
Glen Sonmor	1953-54 – 1954-55
Charles "Pete" Conacher Jr.	1954-55
Dave Creighton	1955-56 – 1957-58
Les Colwill	1958-59
Irv Spencer	1959-60
Noel Price	1959-60
Parker MacDonald	1959-60
Mel Pearson	1959-60
Leon Rochefort	1960-61; 1962-63
John Hanna	1960-61
Johnny Wilson	1960-61 – 1961-62
Don Johns	1962-63
Marc Dufour	1963-64
Ken Schinkel	1963-64
Rod Seiling	1963-64 – 1974-75
Dunc McCallum	1965-66
Larry Mickey	1966-67
Derek Sanderson	1974-75 – 1975-76
Pat Hickey	1975-76 – 1979-80
Dave Silk	1979-80 – 1982-83
Mark Pavelich	1983-84 – 1985-86
Kelly Kisio	1986-87
Marcel Dionne	1986-87 – 1988-89
Ulf Dahlen	1989-90
Brian McReynolds	1990-91
Troy Mallette	1990-91
Randy Gilhen	1991-92 – 1992-93
Jim Hiller	1993-94
Brian Noonan	1993-94 – 1994-95
Pat Verbeek	1995-96
Daniel Goneau	1996-97
Pat LaFontaine	1997-98
Rob DiMaio	1999-00
Mike York	2001-02
Bobby Holik	2002-03 – 2003-04
Tom Poti	2005-06
Jason Ward	2006-07
Sean Avery	2006-07 – 2007-08; 2008-09 – 2011-12
Derick Brassard	2012-13 – 2015-16

17

PLAYER	YEAR(S) WORN
Jean Pusie	1933-34
Duke Dutkowski	1933-34
Art Coulter	1936-37
Frank Boucher	1937-38
George Allen	1938-39
Bill Carse	1938-39
Cliff Barton	1939-40
Stan Smith	1939-40; 1940-41
Johnny Polich	1939-40; 1940-41
Bill Allum	1940-41
Herb Foster	1940-41
Norm Tustin	1941-42
Hub Macey	1942-43
Billy Gooden	1942-43
Max Labovitch	1943-44
Chuck Scherza	1943-44 – 1944-45
Dutch Hiller	1943-44
Alan Kuntz	1945-46
Cal Gardner	1946-47 – 1947-48
Alex Kaleta	1948-49 – 1950-51
Ed Harrison	1950-51
Bill Kyle	1950-51
Herb Dickenson	1951-52
Lloyd Ailsby	1951-52
Clare Martin	1951-52
Frank Eddolls	1951-52
Ron Murphy	1952-53
Dean Prentice	1952-53 – 1962-63
Len Ronson	1960-61
Don McKenney	1962-63 – 1963-64
Bob Nevin	1963-64
Lou Angotti	1964-65 – 1965-66
Ray Cullen	1965-66
Bill Hicke	1965-66 – 1966-67
Larry Jeffrey	1967-68
Dave Balon	1968-69 – 1971-72
Tom Williams	1971-72 – 1973-74
Jerry Butler	1973-74 – 1974-75
Greg Holst	1975-76 – 1977-78
Ed Johnstone	1977-78 – 1982-83
Mike Rogers	1983-84 – 1985-86
Rob Whistle	1985-86
Michel Petit	1987-88
Jeff Brubaker	1987-88
Brian Lawton	1988-89
Carey Wilson	1988-89 – 1989-90
Rick Bennett	1990-91 – 1991-92
Greg Gilbert	1993-94
Pat Verbeek	1994-95
Peter Ferraro	1995-96; 1996-97
Jari Kurri	1995-96
Kevin Stevens	1997-98 – 1999-00
Derek Armstrong	2000-01
Colin Forbes	2000-01
Rem Murray	2001-02 – 2002-03
Chris Simon	2003-04

RANGERS ALL-TIME JERSEY NUMBERS

PLAYER	YEAR(S) WORN
Jamie Lundmark	2005-06
Fedor Fedorov	2005-06
Petr Sykora	2005-06
Brandon Dubinsky	2007-08 – 2011-12
Mike Rupp	2012-13
John Moore	2012-13 – 2014-15
Jesper Fast	2017-18

18

PLAYER	YEAR(S) WORN
Albert LeDuc	1933-34
Lynn Patrick	1934-35 – 1936-37
Larry Molyneaux	1937-38; 1938-39
Bill Carse	1938-39
Bill Juzda	1940-41; 1941-42
Neil Colville	1940-41
Vic Myles	1942-43
Dutch Hiller	1943-44
Joe Shack	1944-45
Tony Leswick	1945-46 – 1950-51
Wally Hergesheimer	1951-52 – 1955-56; 1958-59
Jackie McLeod	1954-55
Gerry Foley	1956-57 – 1957-58
Ken Schinkel	1959-60 – 1963-64
Al LeBrun	1960-61; 1965-66
Phil Latreille	1960-61
Dave Richardson	1963-64 – 1964-65
Sandy McGregor	1963-64
Bill Hicke	1964-65
Mel Pearson	1964-65
Trevor Fahey	1964-65
Jim Mikol	1964-65
John Brenneman	1964-65 – 1965-66
Ted Taylor	1965-66
Paul Andrea	1965-66
Larry Mickey	1965-66; 1966-67; 1967-68
Jim Johnson	1966-67
Bob Plager	1966-67
Walt Tkaczuk	1967-68 – 1980-81
Mike Blaisdell	1983-84 – 1984-85
Mike Ridley	1985-86 – 1986-87
Stu Kulak	1986-87
Jim Pavese	1987-88
Tony Granato	1988-89 – 1989-90
Joe Cirella	1990-91
Mike Hartman	1992-93 – 1994-95
Wayne Presley	1995-96
Bill Berg	1995-96 – 1997-98
Derek Armstrong	1998-99
Mike York	1999-00 – 2000-01
Zdeno Ciger	2001-02
Cory Cross	2002-03
Ales Pisa	2002-03
Mike Siklenka	2003-04
Cory Larose	2003-04
Dominic Moore	2005-06
Adam Hall	2006-07
Marc Staal	2007-08 – 2017-18

19

RATELLE 19

Number retired for Jean Ratelle on Feb. 25, 2018

PLAYER	YEAR(S) WORN
Joe Cooper	1935-36
Eddie Wares	1936-37
Muzz Patrick	1937-38
Joe Krol	1938-39
George Allen	1938-39
Alan Kuntz	1941-42
Hub Macey	1942-43
Hank Goldup	1942-43
Ozzie Aubuchon	1943-44
Jim Drummond	1944-45
Alex Ritson	1944-45
Len Wharton	1944-45
Bill Juzda	1945-46 – 1947-48
Norm Larson	1946-47
Bucky Buchanan	1948-49
Ray Manson	1948-49
Bill McDonagh	1949-50
Jackie McLeod	1949-50
Bill Kyle	1949-50
Jean-Paul Lamirande	1949-50
Doug Adam	1949-50
Norm "Odie" Lowe	1949-50
Sherman White	1949-50
Jack Lancien	1949-50
Jack Evans	1949-50
Jack Gordon	1949-50
Eddie Kullman	1950-51 – 1953-54
Larry Popein	1954-55 – 1960-61
Len Ronson	1960-61
Bob Cunningham	1960-61; 1961-62
Wayne Hall	1960-61
Danny Belisle	1960-61
Floyd Smith	1960-61
Mel Pearson	1961-62
Pete Goegan	1961-62
Jean Ratelle	**1962-63 – 1975-76**
Don Johns	1962-63
Ralph Keller	1962-63
Duane Rupp	1962-63
Gordon Labossiere	1963-64
Ken Schinkel	1963-64
Bill Taylor Jr.	1964-65
Doug Robinson	1966-67
Mark Heaslip	1976-77 – 1977-78
Dean Talafous	1978-79 – 1981-82
Tom Younghans	1981-82
Ulf Nilsson	1982-83
Mark Osborne	1983-84 – 1986-87
Brian Mullen	1987-88 – 1990-91
Kris King	1991-92 – 1992-93
Craig Duncanson	1992-93
Nick Kypreos	1993-94 – 1995-96
Christian Dube	1996-97
Darren Langdon	1998-99 – 1999-00

RANGERS ALL-TIME JERSEY NUMBERS

PLAYER	YEAR(S) WORN
Martin Rucinsky	2001-02
Roman Lyashenko	2002-03
Blair Betts	2005-06 – 2006-07
Scott Gomez	2007-08 – 2008-09
Ruslan Fedotenko	2010-11
Brad Richards	2011-12 – 2013-14
Jesper Fast	2014-15 – 2016-17

20

PLAYER	YEAR(S) WORN
Neil Colville	1935-36
Bryan Hextall Sr.	1936-37; 1937-38
Joe Krol	1936-37
Stan Smith	1939-40
Red Garrett	1942-43
Guy Labrie	1944-45
Jim Henry	1945-46
Joe Bell	1946-47
Ed Slowinski	1947-48 – 1952-53
Wes Trainor	1948-49
Jack Evans	1948-49; 1953-54
Bill McCreary Sr.	1953-54
Aldo Guidolin	1955-56
Phil Goyette	1963-64 – 1968-69
Jim Johnson	1964-65
Juha Widing	1969-70
Jack Egers	1969-70 – 1971-72; 1973-74
Gene Carr	1971-72
Curt Bennett	1972-73
Jerry Butler	1972-73
Larry Sacharuk	1973-74
Greg Polis	1974-75 – 1978-79
Ron Greschner	1978-79
Claude Larose	1979-80
Cam Connor	1979-80 – 1982-83
Jan Erixon	1983-84 – 1992-93
Mark Osborne	1994-95
Luc Robitaille	1995-96 – 1996-97
Brian Skrudland	1997-98
Todd Harvey	1998-99
P.J. Stock	1999-00
Radek Dvorak	1999-00 – 2002-03
Pascal Rheaume	2003-04
Jozef Balej	2003-04
Steve Rucchin	2005-06
Jason Krog	2006-07
Fredrik Sjostrom	2007-08 – 2008-09
Vinny Prospal	2009-10 – 2010-11
Chris Kreider	2011-12 – 2017-18

21

PLAYER	YEAR(S) WORN
Earl Seibert	1935-36
Art Coulter	1935-36
Chuck Scherza	1943-44
Bill Moe	1944-45 – 1948-49
Jack Lancien	1947-48
Jean-Paul Denis	1949-50
John "Chick" Webster	1949-50
Tony Leswick	1949-50
Don Smith	1949-50
Fern Perreault	1949-50
Reg Sinclair	1950-51 – 1951-52
Neil Strain	1952-53
Camille Henry	1953-54 – 1954-55; 1956-57 – 1964-65; 1967-68
Chick Chalmers	1953-54
Bill McCreary Sr.	1954-55
Dick Bouchard	1954-55
Ron Howell	1955-56
Irv Spencer	1959-60
Garry Peters	1965-66
Larry Mickey	1966-67
Ken Schinkel	1966-67
Wayne Rivers	1968-69
Dennis Hextall	1968-69
Reg Fleming	1968-69
Bill Fairbairn	1968-69
Jack Egers	1969-70
Larry Brown	1969-70 – 1970-71
Pete Stemkowski	1970-71 – 1976-77
Mike Keating	1977-78
Don Murdoch	1977-78
Bud Stefanski	1977-78
Frank Beaton	1978-79 – 1979-80
Lance Nethery	1980-81 – 1981-82
Mark Morrison	1981-82
Mike Backman	1981-82 – 1983-84
Blaine Stoughton	1983-84
Simo Saarinen	1984-85
George McPhee	1985-86 – 1986-87
David Shaw	1987-88 – 1989-90
Jody Hull	1990-91 – 1991-92
Sergei Zubov	1992-93 – 1994-95
Ray Ferraro	1995-96
Peter Ferraro	1995-96
Jayson More	1996-97
Russ Courtnall	1996-97
Johan Lindbom	1997-98
Scott Fraser	1998-99
Mathieu Schneider	1999-00
Bert Robertsson	2000-01
Jason Doig	2000-01
Derek Armstrong	2000-01
Steve McKenna	2001-02
Richard Lintner	2002-03
Jamie Lundmark	2003-04
Chad Wiseman	2005-06
Ivan Baranka	2007-08
Chris Higgins	2009-10
Derek Stepan	2010-11 – 2016-17

RANGERS ALL-TIME JERSEY NUMBERS

22

PLAYER	YEAR(S) WORN
Jean-Paul Lamirande	1949-50
Max Bentley	1953-54
Jack Evans	1953-54
Danny Lewicki	1954-55 – 1957-58
Jimmy Bartlett	1958-59 – 1959-60
Dave Balon	1959-60
Ted Hampson	1960-61 – 1962-63
Don Marshall	1963-64 – 1969-70
Jim Krulicki	1970-71
Bobby Rousseau	1971-72 – 1974-75
Jerry Holland	1974-75 – 1975-76
Dale Lewis	1975-76
Nick Fotiu	1976-77 – 1978-79; 1980-81 – 1984-85
Mike McDougal	1980-81
Mike Donnelly	1986-87 – 1987-88
Paul Cyr	1987-88 – 1988-89
Mike Gartner	1989-90 – 1993-94
Nathan LaFayette	1994-95 – 1995-96
Ian Laperriere	1995-96
Shane Churla	1995-96 – 1996-97
Mike Knuble	1998-99 – 1999-00
Jason Dawe	1999-00
Michal Grosek	2000-01
Tomas Kloucek	2000-01 – 2001-02
Josh Green	2002-03
Mike Wilson	2002-03
Anson Carter	2002-03 – 2003-04
Benoit Dusablon	2003-04
Thomas Pock	2003-04 – 2007-08
Lauri Korpikoski	2007-08
Brian Boyle	2009-10 – 2013-14
Dan Boyle	2014-15 – 2015-16
Nick Holden	2016-17
Kevin Shattenkirk	2017-18

23

PLAYER	YEAR(S) WORN
Gilles Villemure	1963-64; 1968-69
Jacques Plante	1963-64
Marcel Paille	1964-65
Larry Brown	1969-70
Mike Robitaille	1969-70
Don Blackburn	1969-70
Jack Egers	1969-70
Norm Gratton	1971-72
Bill Heindl	1972-73
John Bednarksi	1974-75 – 1976-77
Lucien DeBlois	1977-78 – 1979-80; 1987-88 – 1988-89
Ed Hospodar	1979-80 – 1981-82
Chris Kontos	1982-83 – 1984-85
Raimo Helminen	1985-86 – 1986-87
Kevin Miller	1989-90
Corey Millen	1989-90
Ray Sheppard	1990-91
Jeff Beukeboom	1991-92 – 1998-99
Vladimir Malakhov	2000-01 – 2003-04
Karel Rachunek	2003-04; 2006-07
Chris Drury	2007-08 – 2010-11
Jayson Megna	2015-16
Ryan Spooner	2017-18

24

PLAYER	YEAR(S) WORN
Larry Mickey	1965-66
Jim Johnson	1965-66
Gordon "Red" Berenson	1966-67 – 1967-68
Ron Attwell	1967-68
Dennis Hextall	1967-68
Mike Robitaille	1969-70
Ab DeMarco Jr.	1969-70 – 1972-73
Jack Egers	1970-71
Joe Zanussi	1974-75
Larry Sacharuk	1975-76
Dan Newman	1976-77 – 1977-78
Pierre Plante	1978-79
Warren Miller	1979-80
Chris Kotsopoulos	1980-81
Pat Hickey	1981-82
Gary Burns	1981-82
Kent-Erik Andersson	1982-83 – 1983-84
Jim Wiemer	1984-85
Pierre Larouche	1985-86
Jim Leavins	1986-87
Jeff Brubaker	1987-88
Michel Petit	1987-88 – 1988-89
Randy Moller	1989-90 – 1991-92
Jay Wells	1991-92 – 1994-95
Niklas Sundstrom	1995-96 – 1998-99
Sylvain Lefebvre	1999-00 – 2002-03
Jamie Pushor	2003-04
Chris McAllister	2003-04
Maxim Kondratiev	2005-06
Sandis Ozolinsh	2005-06 – 2006-07
Ryan Callahan	2007-08 – 2013-14
Ryan Malone	2014-15
Oscar Lindberg	2015-16 – 2016-17
Boo Nieves	2017-18

25

PLAYER	YEAR(S) WORN
Al Hamilton	1965-66
Bob Plager	1965-66
Orland Kurtenbach	1966-67 – 1969-70
Jim Krulicki	1970-71
Mike Robitaille	1970-71
Andre Dupont	1970-71
Jim Lorentz	1971-72
Steve Andrascik	1971-72
Nick Beverley	1974-75 – 1976-77
Larry Huras	1976-77
Dave Tataryn	1976-77
Mario Marois	1977-78 – 1980-81
Jeff Bandura	1980-81
Peter Wallin	1980-81 – 1981-82

RANGERS ALL-TIME JERSEY NUMBERS

PLAYER	YEAR(S) WORN
Graeme Nicolson	1982-83
Peter Sundstrom	1983-84 – 1985-86
Paul Fenton	1986-87
Tony McKegney	1986-87
John Ogrodnick	1987-88 – 1991-92
Steven King	1992-93
Alexander Karpovtsev	1993-94 – 1998-99
Mathieu Schneider	1998-99
Jason Doig	1999-00 – 2000-01
Alexei Gusarov	2000-01
Peter Smrek	2000-01 – 2001-02
Paul Healey	2003-04
Garth Murray	2003-04
Petr Prucha	2005-06 – 2008-09
Anders Eriksson	2009-10
Chad Kolarik	2010-11
Ryan Bourque	2014-15
Viktor Stalberg	2015-16
Adam Cracknell	2017-18
Ryan Sproul	2017-18

26

PLAYER	YEAR(S) WORN
Ted Irvine	1969-70
Larry Sacharuk	1972-73
Sheldon Kannegiesser	1972-73 – 1973-74
Dave Maloney	1974-75 – 1984-85
Randy Heath	1984-85
Brian MacLellan	1985-86
Kjell Samuelsson	1986-87
Brad Maxwell	1986-87
Jay Caufield	1986-87
Ron Talakoski	1987-88
Igor Liba	1988-89
Kevin Miller	1988-89
Troy Mallette	1989-90 – 1990-91
Joe Kocur	1990-91 – 1995-96
David Oliver	1996-97
Jeff Finley	1997-98 – 1998-99
Mike Maneluk	1998-99
Tim Taylor	1999-00 – 2000-01
Andreas Johansson	2001-02
Jamie Lundmark	2002-03
Martin Rucinsky	2003-04; 2005-06
Bryce Lampman	2006-07
Erik Christensen	2009-10 – 2010-11
Ruslan Fedotenko	2011-12
Martin St. Louis	2013-14 – 2014-15
Jarret Stoll	2015-16
Jimmy Vesey	2016-17 – 2017-18

27

PLAYER	YEAR(S) WORN
Ted Irvine	1969-70 – 1974-75
Dale Lewis	1975-76
Pete Stemkowski	1975-76
Mike McEwen	1976-77 – 1979-80
Andre Dore	1979-80
Gary Burns	1980-81
Mike Rogers	1981-82 – 1982-83
Willie Huber	1983-84 – 1987-88
Paul Boutilier	1987-88
Mark Janssens	1987-88
Joe Paterson	1987-88 – 1988-89
Rick Bennett	1989-90
David Shaw	1990-91 – 1991-92
Alexei Kovalev	1992-93 – 1998-99; 2002-03 – 2003-04
Jan Hlavac	1999-00 – 2000-01
Jason Dawe	2001-02
Rico Fata	2002-03
Paul Mara	2006-07 – 2008-09
Ryan McDonagh	2010-11 – 2017-18

28

PLAYER	YEAR(S) WORN
Doug Jarrett	1975-76
Greg Hickey	1977-78
Bill Lochead	1979-80
Pat Conacher	1979-80
Dan McCarthy	1980-81
John Hughes	1980-81
Mikko Leinonen	1981-82 – 1983-84
Tomas Sandstrom	1984-85 – 1989-90
Tie Domi	1990-91 – 1992-93
Joby Messier	1992-93 – 1993-94
Steve Larmer	1993-94 – 1994-95
Brian Noonan	1996-97
Dallas Eakins	1996-97
P.J. Stock	1997-98 – 1998-99
Eric Lacroix	1998-99 – 2000-01
Roman Lyashenko	2002-03
Dominic Moore	2003-04; 2013-14 – 2015-16
Lawrence Nycholat	2003-04
Colton Orr	2005-06 – 2008-09
Bryan McCabe	2010-11
John Scott	2011-12
Kris Newbury	2012-13
Taylor Beck	2016-17
Paul Carey	2017-18

29

PLAYER	YEAR(S) WORN
Ray Markham	1979-80
Reijo Ruotsalainen	1981-82 – 1985-86
Don Jackson	1986-87
Bruce Bell	1987-88
Rudy Poeschek	1988-89 – 1989-90
Phil Bourque	1992-93 – 1993-94
Joby Messier	1994-95
Barry Richter	1995-96
Eric Cairns	1996-97 – 1997-98
Chris Kenady	1999-00
Johan Witehall	1999-00 – 2000-01
Jeff Toms	2000-01
Darren Van Impe	2001-02

RANGERS ALL-TIME JERSEY NUMBERS

PLAYER	YEAR(S) WORN
Roman Lyashenko	2001-02
Krzysztof Oliwa	2002-03
Boris Mironov	2002-03 – 2003-04
Lauri Korpikoski	2008-09
Chad Johnson	2009-10 – 2010-11
Ryane Clowe	2012-13

30

PLAYER	YEAR(S) WORN
Julian Klymkiw	1958-59
Dan Olesevich	1961-62
Dave Dryden	1961-62
Marcel Pelletier	1962-63
Ed Giacomin	1965-66
Don Simmons	1965-66; 1967-68 – 1968-69
Cesare Maniago	1965-66 – 1966-67
Gilles Villemure	1967-68; 1968-69; 1970-71 – 1974-75
Terry Sawchuk	1969-70
Gilles Gratton	1976-77
John Davidson	1978-79 – 1982-83
Grant Ledyard	1984-85 – 1985-86
Larry Melnyk	1985-86 – 1987-88
Chris Nilan	1987-88 – 1989-90
Glenn Healy	1993-94 – 1996-97
Sylvain Blouin	1997-98
Kirk McLean	1999-00 – 2000-01
Mike Dunham	2002-03 – 2003-04
Henrik Lundqvist	2005-06 – 2017-18

31

PLAYER	YEAR(S) WORN
Peter McDuffe	1972-73 – 1973-74
Curt Ridley	1974-75
Dunc Wilson	1974-75 – 1975-76
Doug Soetaert	1975-76
Hardy Astrom	1977-78
Steve Weeks	1980-81 – 1983-84
Ron Scott	1985-86 – 1987-88
Tony Amonte	1990-91
Rob Zamuner	1991-92
Corey Hirsch	1992-93
Jason Muzzatti	1997-98
Jean-Francois Labbe	1999-00
Vitali Yeremeyev	2000-01
Guy Hebert	2000-01
Dan Blackburn	2001-02 – 2002-03
Matt Zaba	2009-10
Alex Auld	2009-10
Alex Frolov	2010-11
Ondrej Pavelec	2017-18

32

PLAYER	YEAR(S) WORN
Dan Clark	1978-79
Pat Conacher	1982-83
Tony Feltrin	1985-86
Bob Crawford	1985-86 – 1986-87
Lucien DeBlois	1986-87
Mark Tinordi	1987-88
Dave Pichette	1987-88
Stephane Brochu	1988-89
Kevin Miller	1989-90 – 1990-91
Corey Millen	1990-91 – 1991-92
Mike Hurlbut	1992-93
Daniel Lacroix	1993-94
Stephane Matteau	1993-94 – 1995-96
Sergio Momesso	1995-96 – 1996-97
Sylvain Blouin	1996-97
Mike Eastwood	1996-97 – 1997-98
Harry York	1997-98 – 1998-99
Sean Pronger	1998-99
Milan Hnilicka	1999-00
Terry Virtue	1999-00
P.J. Stock	1999-00
Johan Holmqvist	2000-01
Jeff Toms	2001-02
Gordie Dwyer	2002-03
Dale Weise	2010-11
Anton Stralman	2011-12
Micheal Haley	2012-13
Antti Raanta	2015-16 – 2016-17

33

PLAYER	YEAR(S) WORN
Ivan "Ching" Johnson	1929-30
Gilles Gratton	1976-77
Doug Soetaert	1977-78 – 1980-81
Andre Dore	1981-82 – 1982-83; 1984-85
Bob Froese	1986-87 – 1989-90
Tony Amonte	1991-92 – 1993-94
Bruce Driver	1995-96 – 1997-98
Marc Savard	1998-99
Milan Hnilicka	1999-00
Mike Mottau	2000-01
Dave Karpa	2001-02 – 2002-03
Jamie McLennan	2003-04
Bryce Lampman	2005-06
Michal Rozsival	2008-09 – 2010-11
Andre Deveaux	2011-12
Cam Talbot	2013-14 – 2014-15
Raphael Diaz	2015-16

34

PLAYER	YEAR(S) WORN
Jim Mayer	1979-80
John Vanbiesbrouck	1981-82; 1983-84 – 1992-93
Vaclav Nedomansky	1982-83
Jamie Ram	1995-96
Dan Cloutier	1997-98
Peter Popovic	1998-99
Jason LaBarbera	2000-01; 2003-04
Bryan Berard	2001-02
Jason Strudwick	2005-06; 2006-07 – 2007-08
Aaron Voros	2008-09 – 2009-10
John Mitchell	2011-12

RANGERS ALL-TIME JERSEY NUMBERS

35

Number retired for Mike Richter on Feb. 4, 2004

PLAYER	YEAR(S) WORN
John Davidson	1975-76
Steve Baker	1979-80 – 1982-83
Ron Scott	1983-84
Lucien DeBlois	1986-87
Ron Talakoski	1986-87
Mike Richter	**1988-89 – 2002-03**

36

PLAYER	YEAR(S) WORN
Jan Erixon	1983-84
Gord Walker	1986-87
Todd Charlesworth	1989-90
Glenn Anderson	1993-94
Marty McSorley	1995-96
Jeff Nielsen	1996-97
Pierre Sevigny	1997-98
Daniel Goneau	1997-98
Rumun Ndur	1998-99
Alexei Vasiliev	1999-00
David Wilkie	2000-01
Matthew Barnaby	2001-02 – 2003-04
Dane Byers	2009-10
Mats Zuccarello	2010-11 – 2011-12; 2012-13 – 2017-18
Benn Ferriero	2012-13

37

PLAYER	YEAR(S) WORN
Claude Larose	1981-82
George McPhee	1982-83 – 1984-85
Norm Maciver	1986-87 – 1988-89
Paul Broten	1989-90 – 1992-93
Daniel Lacroix	1994-95 – 1995-96
Ryan VandenBussche	1996-97
Tim Sweeney	1997-98
Brent Fedyk	1998-99
Derek Armstrong	1999-00
Tony Tuzzolino	2000-01
Mikael Samuelsson	2001-02 – 2002-03
Jan Hlavac	2003-04
Conor Allen	2013-14 – 2014-15

38

PLAYER	YEAR(S) WORN
Robbie Ftorek	1981-82
Peter Sundstrom	1983-84
Terry Carkner	1986-87
Jeff Bloemberg	1988-89 – 1991-92
Sylvain Blouin	1996-97
Ronnie Sundin	1997-98
Jeff Ulmer	2000-01
Rico Fata	2001-02
Ronald Petrovicky	2002-03
Bryce Lampman	2003-04
Jarkko Immonen	2005-06 – 2006-07
Corey Potter	2008-09
P.A. Parenteau	2009-10
Michael Sauer	2010-11 – 2011-12
Steven Fogarty	2017-18

39

PLAYER	YEAR(S) WORN
Tom Younghans	1981-82
Rob McClanahan	1981-82
Rob Whistle	1985-86
Chris Jensen	1985-86
Tony Granato	1988-89
Peter Laviolette	1988-89
Doug Weight	1990-91 – 1992-93
Todd Marchant	1993-94
Shawn McCosh	1994-95
Steve Larouche	1995-96
Vladimir Vorobiev	1996-97 – 1997-98
Dan Cloutier	1998-99
Daniel Goneau	1999-00
Drew Bannister	2000-01
Brad Smyth	2000-01
Trent Whitfield	2001-02
Joel Bouchard	2002-03
Dan LaCouture	2002-03 – 2003-04
Alexandre Giroux	2005-06
Brodie Dupont	2010-11
Brendan Bell	2011-12
Nicklas Jensen	2016-17
Matt Beleskey	2017-18

40

PLAYER	YEAR(S) WORN
Mark Pavelich	1981-82 – 1983-84
Randy Heath	1984-85; 1985-86
Kelly Miller	1984-85; 1986-87
Jayson More	1988-89
Dennis Vial	1990-91
Johan Holmqvist	2001-02 – 2002-03
Jussi Markkanen	2003-04
Chris Holt	2005-06
Steve Valiquette	2006-07 – 2009-10
Erik Christensen	2011-12
Brandon Mashinter	2012-13 – 2013-14
Roman Hamrlik	2012-13
Michael Grabner	2016-17 – 2017-18
Alexandar Georgiev	2017-18

41

PLAYER	YEAR(S) WORN
Ed Mio	1981-82 – 1982-83
Steve Richmond	1983-84 – 1985-86
Mike Siltala	1986-87 – 1987-88
Rudy Poeschek	1987-88
Simon Wheeldon	1987-88 – 1988-89
Peter Fiorentino	1991-92
Jed Ortmeyer	2003-04 – 2006-07
Stu Bickel	2011-12 – 2012-13

RANGERS ALL-TIME JERSEY NUMBERS

42

PLAYER	YEAR(S) WORN
Paul Fenton	1986-87
Dave Marcinyshyn	1992-93
John Tripp	2002-03
Artem Anisimov	2008-09 – 2011-12
Brandon Segal	2012-13
Dylan McIlrath	2013-14 – 2014-15
Brendan Smith	2016-17 – 2017-18

43

PLAYER	YEAR(S) WORN
Jason MacDonald	2003-04
Ryan Callahan	2006-07
Martin Biron	2010-11 – 2013-14
Steven Kampfer	2016-17
Daniel Catenacci	2017-18

44

PLAYER	YEAR(S) WORN
Terry Kleisinger	1985-86
Ron Duguay	1986-87 – 1987-88
Jim Latos	1988-89
Lindy Ruff	1988-89 – 1990-91
Per Djoos	1991-92 – 1992-93
Billy Tibbetts	2002-03
Josh Green	2003-04
Ryan Hollweg	2005-06 – 2007-08
Corey Potter	2009-10
Steve Eminger	2010-11 – 2012-13
Justin Falk	2013-14
Matt Hunwick	2014-15
Neal Pionk	2017-18

45

PLAYER	YEAR(S) WORN
Dale Purinton	1999-00
Steve Valiquette	2003-04
Dmitri Kalinin	2008-09
Jody Shelley	2009-10
Kris Newbury	2010-11 – 2011-12
Arron Asham	2012-13 – 2013-14
James Sheppard	2014-15
Magnus Hellberg	2015-16 – 2016-17

46

PLAYER	YEAR(S) WORN
Dan Girardi	2006-07
Marek Hrivik	2015-16 – 2016-17
Rob O'Gara	2017-18

47

PLAYER	YEAR(S) WORN
Pat Price	1986-87
Steve Nemeth	1987-88
Mark Janssens	1988-89
Rich Pilon	1999-00 – 2000-01
Barrett Heisten	2001-02
Mike Green	2003-04
J.T. Miller	2012-13
Steven Kampfer	2017-18

48

PLAYER	YEAR(S) WORN
Oscar Lindberg	2014-15

49

PLAYER	YEAR(S) WORN
Greg Moore	2007-08
Dan Fritsche	2008-09
Ilkka Heikkinen	2009-10

50

PLAYER	YEAR(S) WORN
Lias Andersson	2017-18

51

PLAYER	YEAR(S) WORN
Fedor Tyutin	2003-04 – 2007-08
David Desharnais	2017-18

52

PLAYER	YEAR(S) WORN
None	

53

PLAYER	YEAR(S) WORN
Layne Ulmer	2003-04
Derek Morris	2008-09
Tim Erixon	2011-12

54

PLAYER	YEAR(S) WORN
Brandon Dubinsky	2006-07
Dane Byers	2007-08
Bobby Sanguinetti	2009-10

55

PLAYER	YEAR(S) WORN
Marty McSorley	1995-96
Igor Ulanov	2001-02
David Liffiton	2005-06 – 2006-07
Christian Backman	2007-08
Chris Summers	2014-15 – 2015-16
Nick Holden	2017-18

56

PLAYER	YEAR(S) WORN
Michael Sauer	2008-09

57

PLAYER	YEAR(S) WORN
None	

58

PLAYER	YEAR(S) WORN
Christian Thomas	2012-13
John Gilmour	2017-18

59

PLAYER	YEAR(S) WORN
None	

60

PLAYER	YEAR(S) WORN
None	

61

PLAYER	YEAR(S) WORN
Pascal Dupuis	2006-07
Rick Nash	2012-13 – 2017-18

RANGERS ALL-TIME JERSEY NUMBERS

62

PLAYER	YEAR(S) WORN
Carl Hagelin	2011-12 – 2014-15

63

PLAYER	YEAR(S) WORN
Anthony Duclair	2014-15

64

PLAYER	YEAR(S) WORN
None	

65

PLAYER	YEAR(S) WORN
None	

66

PLAYER	YEAR(S) WORN
None	

67

PLAYER	YEAR(S) WORN
Benoit Pouliot	2013-14
Boo Nieves	2016-17

68

PLAYER	YEAR(S) WORN
Jaromir Jagr	2003-04 – 2007-08

69

PLAYER	YEAR(S) WORN
None	

70

PLAYER	YEAR(S) WORN
Mackenzie Skapski	2014-15

71

PLAYER	YEAR(S) WORN
Mike Rupp	2011-12

72

PLAYER	YEAR(S) WORN
Filip Chytil	2017-18

73

PLAYER	YEAR(S) WORN
Brandon Pirri	2016-17

74

PLAYER	YEAR(S) WORN
Joel Bouchard	2003-04

75

PLAYER	YEAR(S) WORN
Brandon Halverson	2017-18

76

PLAYER	YEAR(S) WORN
Brady Skjei	2015-16 – 2017-18

77

PLAYER	YEAR(S) WORN
Phil Esposito	1976-77 – 1980-81
Tony DeAngelo	2017-18

78

PLAYER	YEAR(S) WORN
None	

79

PLAYER	YEAR(S) WORN
None	

80

PLAYER	YEAR(S) WORN
Kevin Weekes	2005-06 – 2006-07
Nik Antropov	2008-09

81

PLAYER	YEAR(S) WORN
Marcel Hossa	2005-06 – 2007-08
Enver Lisin	2009-10

82

PLAYER	YEAR(S) WORN
Martin Straka	2005-06 – 2007-08

83

PLAYER	YEAR(S) WORN
None	

84

PLAYER	YEAR(S) WORN
Corey Locke	2009-10

85

PLAYER	YEAR(S) WORN
None	

86

PLAYER	YEAR(S) WORN
Jeremy Williams	2010-11
Wojtek Wolski	2010-11 – 2011-12
Josh Jooris	2016-17

87

PLAYER	YEAR(S) WORN
Donald Brashear	2009-10

88

PLAYER	YEAR(S) WORN
Ken Hodge	1976-77 – 1977-78
Eric Lindros	2001-02 – 2003-04

89

PLAYER	YEAR(S) WORN
Pavel Buchnevich	2016-17 – 2017-18

90

PLAYER	YEAR(S) WORN
Alexandar Georgiev	2017-18
Vladislav Namestnikov	2017-18

91

PLAYER	YEAR(S) WORN
Markus Naslund	2008-09
Evgeny Grachev	2010-11

92

PLAYER	YEAR(S) WORN
Michael Nylander	2005-06 – 2006-07

93

PLAYER	YEAR(S) WORN
Petr Nedved	1998-99 – 2003-04
Keith Yandle	2014-15 – 2015-16
Mika Zibanejad	2016-17 – 2017-18

94

PLAYER	YEAR(S) WORN
Derek Boogaard	2010-11

95

PLAYER	YEAR(S) WORN
Vinni Lettieri	2017-18

RANGERS ALL-TIME JERSEY NUMBERS

96

PLAYER	YEAR(S) WORN
Emerson Etem	2015-16

97

PLAYER	YEAR(S) WORN
Matt Gilroy	2009-10 – 2010-11; 2012-13

98

PLAYER	YEAR(S) WORN
None	

99

PLAYER	YEAR(S) WORN
Wayne Gretzky	1996-97 – 1998-99

Jersey notes:

- *Number 99 is retired league-wide for Gretzky*
- *On Feb. 3, 1934, Andy Aitkenhead wore a sweatshirt instead of a jersey so that Danny Cox, who was making his Rangers debut, could have a Rangers jersey for the game. Cox wore jersey No. 1 (Aitkenhead's number), while Aitkenhead was listed on the game sheet with jersey No. 0 (credit – Montreal Gazette)*
- *On Dec. 23, 1943, Harry Lumley (a goaltender in the Detroit organization) was used as an emergency goaltender to replace Ken McAuley in a game between the Rangers and Red Wings. Lumley's jersey number in the box score is listed as No. 0.*
- *On Oct. 7, 1955, several Rangers players did not wear their usual uniform number in a game against the Detroit Red Wings.*
- *On Feb. 17, 1960 and Mar. 8, 1961, Joe Schaefer replaced Gump Worsley in the middle of the game, and his jersey number in the box score for each game is listed as No. 0.*
- *On Nov. 2, 1960, Jack McCartan replaced Gump Worsley after the second period, and his jersey number in the box score is listed as No. 0.*

MSG TRAINING CENTER

With today's professional athletes having to compete at a higher level than ever before, the New York Rangers, along with the Knicks and Liberty began training year-round in the state-of-the-art Madison Square Garden Training Center in Tarrytown, New York in September of 2002. This facility is another proactive element of the organizations' continuing commitment towards supplying Madison Square Garden sports fans with the most competitive teams in their respective leagues.

The Madison Square Garden Training Center offers the Rangers, Knicks, and Liberty the opportunity to utilize the best equipment, the best training regimen, the best environment – to elevate their performances when they open their respective schedules in the NHL, NBA and WNBA. The 105,000 square foot facility, set on 16 acres of private land in Westchester County, is equipped with well-appointed private areas and office space, exercise rooms with dedicated equipment for each team, the latest technology and first-class amenities.

The facility features two basketball courts and one NHL regulation-sized hockey rink. Each team's area within the Madison Square Garden Training Center includes:

- 1,800 square foot complete cardiovascular and weight room
- Steam rooms, whirlpool and cold plunge
- Gated parking lots located adjacent to a private entrance into the players' lounge
- Tiered classrooms with high-back theater style seating
- State of the art video editing rooms
- Coach's lounge/offices

The training center also features amenities to be shared by all teams, including a Hydro Worx 1000 aquatic therapy pool, a dining room with seating for 40 people and auxiliary locker rooms which can be utilized for visiting teams in need of additional practice time during their stay in New York.

Media accommodations include dedicated media rooms and workstations, pre-wired for phone and Internet access, an interview room for one-on-one or small group interviews, as well as cabled locations for remote broadcast. The basketball courts and hockey rink are all equipped with dedicated seating for attending media.

How to Get There:* *711 Old Saw Mill River Road, Tarrytown, NY 10591

Northbound (from Manhattan West Side): Henry Hudson Parkway to Saw Mill River Parkway North. Take Exit 23 marked "Saw Mill River Road – Eastview" off the Saw Mill River Parkway North. Turn right onto Old Saw Mill River Road. The Madison Square Garden Training Center is located approximately 1/4 mile on the right.

Northbound (from Manhattan East Side): FDR Drive North over Willis Avenue Bridge to Major Deegan North to Saw Mill River Parkway North. Take Exit 23 marked "Saw Mill River Road – Eastview" off the Saw Mill River Parkway North. Turn right onto Old Saw Mill River Road. The Madison Square Garden Training Center is located approximately 1/4 mile on the right.

Southbound: I-684 or Taconic State Parkway South to Saw Mill River Parkway South. Take Exit 23 marked "Saw Mill River Road – Eastview" off the Saw Mill River Parkway South. Turn left onto Old Saw Mill River Road. The Madison Square Garden Training Center is located approximately 1/4 mile on the right.

Eastbound: New York State Thruway across Tappan Zee Bridge to I-287 East. Take Exit 1 marked "Saw Mill River Parkway North." Stay on Saw Mill River Parkway North approximately two miles. Take Exit 23 marked "Saw Mill River Road – Eastview" off the Saw Mill River Parkway North. Turn right onto Old Saw Mill River Road. The Madison Square Garden Training Center is located approximately 1/4 mile on the right.

Westbound: From Route 287 West, take Exit 3 onto Sprain Brook Parkway North. Take Exit marked "100C-100 Eastview." Go left on Route 100C for approximately one mile. Bear right on Old Saw Mill River Road and the Madison Square Garden Training Center is located approximately 1/2 mile on the left

MEDIA INFORMATION

John Rosasco (Senior Vice President, Public Relations) . . . (212) 465-6486
Ryan Nissan (Director, Public Relations) . . . . . (212) 465-5965
Lindsay Hayes (Manager, Public Relations) . . . . . (212) 465-6487
Michael Rappaport (Coordinator, Public Relations) . . . . . (212) 465-6472
Ryan Watson (VP, Comm., MSG Sports) . . . . . (212) 465-5945
Rangers PR office. . . . . (212) 465-6486
John Condon Press Room . . . . . (212) 465-6065

Credentials: Two media credentials are honored for admission to Madison Square Garden: **1)** Rangers 2018-19 season working media passes; **2)** Rangers single game passes (good for that specific game only.) **NO OTHER CREDENTIALS WILL BE HONORED.**

Application for season or game credentials must be made by emailing the Rangers PR department at **NYRcredentials@msg.com.** Requests for single game credentials must be made by e-mail to the Rangers' office a minimum of one day prior to game time. Radio stations, magazines and weekly newspapers will be accommodated on a game-by-game, space-available basis. When applying for the first time, requests from magazines and weekly newspapers, radio and TV stations must be made on company letterhead and must include copies of the publication (if applicable.) Applying for credentials does not guarantee confirmation. When in The Garden, media members **must** wear their credentials in clear sight at all times. All credentials are non-transferable.

Parking: There is no media parking area at Madison Square Garden. However, there are numerous pay indoor and outdoor parking areas in the immediate vicinity.

Taxi: Taxi service is readily available virtually 24 hours a day at various points around The Garden, especially at the main entrance to Penn Station (7th Avenue between 31st and 33rd Streets) and immediately outside the 8 Penn Plaza press entrance (southeast corner of 33rd Street and 8th Avenue, across from the Post Office.)

Press Entrance: Madison Square Garden's press entrance (8 Penn Plaza) is located on the southeast corner of 33rd Street and 8th Avenue. Day-of-game credentials may be picked up there starting three hours prior to game time.

Use the press elevator to enter The Garden arena. The locker rooms and ice surface are located on Level 5.

Press Room: Named in memory of the legendary public address voice of The Garden, the John F.X. Condon Press Room is located on the sixth floor of The Garden near Tower C. From the press entrance, take the elevator directly to Level 6 and turn right. The media dining area and interview room are located on the fifth floor directly below the main work room, with a staircase connecting the two rooms.

The dining area (hot and cold buffet) opens 90 minutes prior to game time. **With work stations for print, photo and broadcast media, the press workroom is for the exclusive use of working media filing on deadline. Please confine all social gatherings, arguments, debates and other such conversations to the dining area on the fifth floor, so that a professional atmosphere can be maintained in the workroom. If you are not a working media member filing on deadline, please show a sense of professionalism and leave the work area for those who are.**

Your $8 contribution to the press room will benefit "Garden of Dreams," the 501c3 non-profit charity that works closely with all areas of Madison Square Garden, including the New York Knicks, Rangers, Liberty, MSG Media and MSG Entertainment "to make dreams come true for kids facing obstacles". Thank you for your support.

Seating: Press seating for Rangers beat writers, traveling writers, and a limited number of additional media is located on the South Chase Bridge in sections 324, 325, 326, and 327, and can be reached using the Tower B elevator. Those holding Rangers season credentials must contact the Rangers PR office to reserve seating. Broadcast locations are also on the South Chase Bridge.

Locker Rooms: Both the Rangers and visitors' locker rooms are located on the fifth floor directly behind the player benches. As per NHL media policy, the locker room will open five minutes after the conclusion of the game. During post-game media sessions all interviews should be limited to game comments. **Please act in a professional working manner at all times while in the locker room. Any media members using their credentials for the purpose of obtaining autographs or taking photographs for personal use will have their credentials immediately revoked.**

Coaches Post-Game: The post-game availability for Rangers Head Coach David Quinn will be conducted in the lower level of the Press Room (fifth floor). A mult box/amplification system will be set up. During post-game coaches media sessions, priority will be given to those media on deadline (print and live broadcast), and interviews should be limited to game comments during the deadline crunch.

Notes: Game notes will be available in the press room beginning two hours prior to game time. Post-game quotes, notes, and stat sheets of from the Rangers' game that day will be available in the press room as soon as possible after the game. In addition, post-game materials will be sent out electronically.

Fax: Visiting media needing a final boxscore faxed back to their offices should inform any member of the Rangers game-night staff during the game.

Phones: Media wishing to order a phone line for their exclusive use should call Garden Telecommunications at (212) 465-6009, and must also inform Rangers PR so that a specific location can be assigned.

Practices: Rangers practice sessions are held at **Madison Square Garden Training Center in Tarrytown, NY**, located in Westchester County approximately 25 miles north of New York City. Rangers morning skates will be held at Madison Square Garden. Players will be made available in the locker room five minutes after the conclusion of practice, followed by a media availability with Coach Quinn.

Rangers practices are always subject to last-minute change and/or cancellation

2018 - 19 SEATING CHART

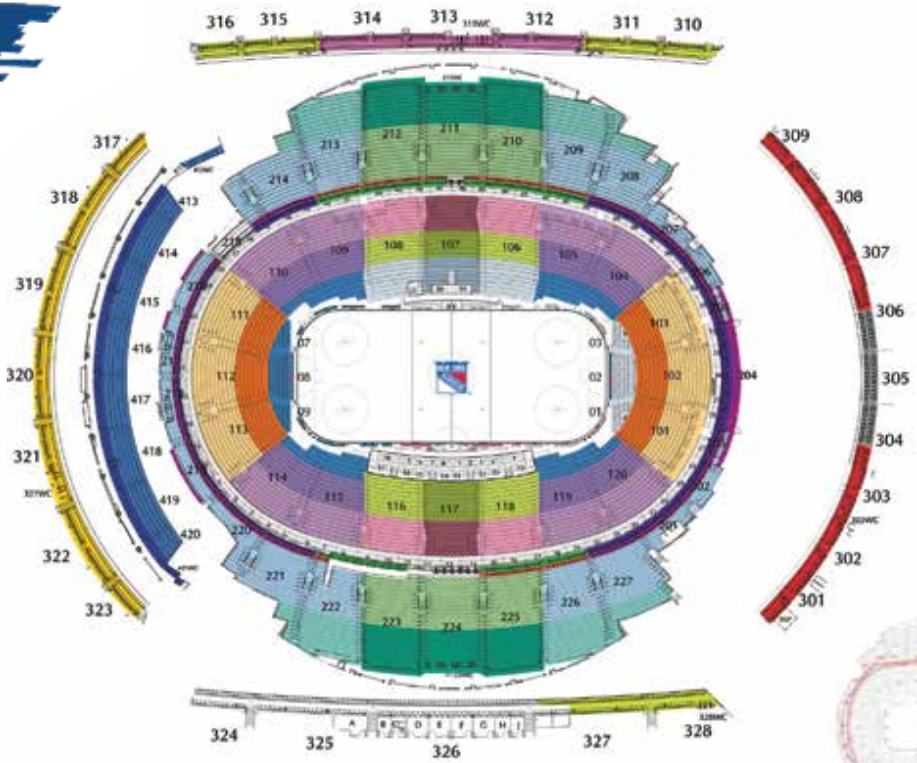


NEW YORK
RANGERS
NEWYORKRANGERS.COM