



2017-18  
NEW YORK RANGERS  
MEDIA GUIDE

2017



2018

 PRESENTED BY  
**CHASE**

## SEPTEMBER

SUN	MON	TUE	WED	THU	FRI	SAT
					1	2
3	4	5	6	7	8	9
10	11	12	13	14	15	16
					PRESEASON BEGINS	
17	18	19	20	21	22	23
	NYI		NJD		NYI	NJD
24	25	26	27	28	29	30
	PHI	PHI				

## OCTOBER

SUN	MON	TUE	WED	THU	FRI	SAT
1	2	3	4	5	6	7
				COL		TOR
8	9	10	11	12	13	14
MTL		STL		CBJ	NJD	
15	16	17	18	19	20	21
		PIT		NYI	NSH	
22	23	24	25	26	27	28
	SJS			ARI		NHL
29	30	31				
		VCK				

## NOVEMBER

SUN	MON	TUE	WED	THU	FRI	SAT
				1	2	3
				TBL		FLA
5	6	7	8	9	10	11
	CBJ		BOS			EDM
12	13	14	15	16	17	18
			CHI		CBJ	
19	20	21	22	23	24	25
			CAR		DET	
26	27	28	29	30		
	VAN	FLA				

## DECEMBER

SUN	MON	TUE	WED	THU	FRI	SAT
					1	2
						CAR
3	4	5	6	7	8	9
		PIT		WSH	NJD	
10	11	12	13	14	15	16
	DAL		OTT		LAK	BOS
17	18	19	20	21	22	23
		ANA		NJD		TOR
24	25	26	27	28	29	30
			WSH		DET	
31						

## JANUARY

SUN	MON	TUE	WED	THU	FRI	SAT
	1	2	3	4	5	6
	BUF		CHI			ARI
7	8	9	10	11	12	13
VCK						NYI
14	15	16	17	18	19	20
12:30				BUF		COL
PIT		PHI				
21	22	23	24	25	26	27
10:30		ANA		SJS		
LAK						
28	29	30	31			

## FEBRUARY

SUN	MON	TUE	WED	THU	FRI	SAT
				1	2	3
				TOR		NSH
4	5	6	7	8	9	10
	DAL		BOS		CGY	
11	12	13	14	15	16	17
3:00		MIN		NYI		OTT
WPG						
18	19	20	21	22	23	24
1:00				MTL	MIN	
PHI						
25	26	27	28			
DET			VAN			

## MARCH

SUN	MON	TUE	WED	THU	FRI	SAT
				1	2	3
					CGY	EDM
4	5	6	7	8	9	10
		WPG		TBL		FLA
11	12	13	14	15	16	17
			PIT			STL
18	19	20	21	22	23	24
		CBJ		PHI		BUF
25	26	27	28	29	30	31
	WSH		WSH		TBL	CAR

## APRIL

SUN	MON	TUE	WED	THU	FRI	SAT
1	2	3	4	5	6	7
		NJD		NYI		PHI
8	9	10	11	12	13	14
15	16	17	18	19	20	21
22	23	24	25	26	27	28
29	30					


 All games are scheduled for 7PM EST  
 unless otherwise noted.

 For ticket information, visit  
[newyorkrangers.com](http://newyorkrangers.com) or call 212-465-6073.

Like. Follow. Share.

@NYRANGERS Tag with #NYR


 TOGETHER  
 WE ARE  
 RANGERS

**COVER** // TOP: Jean Ratelle (19) takes the opening faceoff during the Rangers' first game at the current MSG on Feb. 18, 1968 against Philadelphia. CENTER: The first National Anthem prior to a Rangers game at the current MSG on Feb. 18, 1968. BOTTOM MIDDLE: The exterior of the current MSG at the time of its opening in 1968. BOTTOM RIGHT: Phil Goyette (20) celebrates the Rangers' first goal at the current MSG on Feb. 18, 1968 against Philadelphia. The Rangers defeated the Flyers, 3-1.





2017-18

NEW YORK RANGERS HOCKEY CLUB

OFFICIAL GUIDE AND RECORD BOOK



## REMEMBERING STEVEN McDONALD

**The New York Rangers and the city of New York suffered a tremendous loss when Steven McDonald passed away on January 10, 2017.**

New York City Police Detective Steven McDonald was shot and injured in the line of duty on July 12, 1986. In honor of his heroism and perseverance, the Rangers created the Steven McDonald Extra Effort Award, which has been presented annually since



1987-88 season the Ranger who, as chosen by the fans, “goes above and beyond the call of duty.”

Each year, Steven presented the award, along with his wife, Patti Ann, and his son, Conor, to the recipient in an on-ice ceremony at Madison Square Garden, and each year, Steven inspired fans and players alike with his speech.

Steven exemplified the true meaning of the word hero and also personified the “Blueshirt Faithful.” He is an inspiration to us all and his legacy will continue to live on in our hearts and minds.



“Steven McDonald  
meant more to the  
New York Rangers  
and our fans than  
we could EVER  
mean to him.”

ADAM GRAVES

FIVE-TIME RECIPIENT OF THE  
STEVEN McDONALD EXTRA  
EFFORT AWARD



“You get amped up just  
talking about (him).  
He’s given so much to  
us players and to the  
city itself. He’s never  
going to be forgotten.”

MATS ZUCCARELLO

THREE-TIME RECIPIENT OF THE  
STEVEN McDONALD EXTRA EFFORT AWARD



## TABLE OF CONTENTS

### FRONT OFFICE

---

About The Madison Square Garden Company . . . . .	7
New York Rangers Directory . . . . .	8
James L. Dolan . . . . .	10
David O'Connor . . . . .	11
Glen Sather . . . . .	12
Jeff Gorton . . . . .	13
Jim Schoenfeld . . . . .	14
Chris Drury . . . . .	15
Alain Vigneault . . . . .	16
Coaching Staff . . . . .	19
Hockey Operations . . . . .	24
Scouting Staff . . . . .	30
Training Staff - Medical . . . . .	37
Strength and Conditioning Staff . . . . .	39
Equipment Staff . . . . .	41
Medical Staff . . . . .	42
Rod Gilbert . . . . .	44
Adam Graves . . . . .	45
Rangers Staff . . . . .	46

### THE PLAYERS

---

Player Biographies . . . . .	56
In the System . . . . .	178
Future Blue . . . . .	198
2017 NHL Entry Draft Selections . . . . .	206
New York Rangers 2017-18 Roster . . . . .	210
How the Rangers Were Built . . . . .	212
Hartford Wolf Pack . . . . .	213
MSG Network Broadcast Team . . . . .	220
Garden of Dreams Foundation . . . . .	224

### 2016-17 IN REVIEW

---

Final NHL Standings . . . . .	228
NHL Statistical Leaders . . . . .	230
Game Summaries . . . . .	232
Final Rangers Scoring . . . . .	242
Scoring Breakdown . . . . .	243
Special Teams Scoring Breakdown . . . . .	245
Scoring Breakdown by Month . . . . .	246
Scoring Breakdown by Division . . . . .	247
Miscellaneous Statistics . . . . .	248
Hat Tricks, Shorthanded Goals, Penalty Shots and Empty Net Goals . . . . .	250
Shootout Statistics and Coaches Challenges . . . . .	251

### 2016-17 IN REVIEW (CONT'D)

---

Transactions . . . . .	252
2017 Off-Season Activity and Manpower Games Lost to Injury or Illness . . . . .	253
Overall Schedule and Results . . . . .	254
Home and Road Schedule and Results . . . . .	256
Game-by-Game Power Play Totals . . . . .	258
Game-by-Game Penalty Killing Totals . . . . .	259
Game-by-Game Home Attendance . . . . .	260
Scoring of Rangers Prospects . . . . .	261

### RANGERS VS. NHL

---

Rangers vs. Each NHL Club . . . . .	262
-------------------------------------	-----

### 2017 PLAYOFFS

---

Rangers vs. Canadiens . . . . .	296
Rangers vs. Senators . . . . .	297
Final Rangers Playoff Scoring . . . . .	298
2017 Stanley Cup Playoffs Results . . . . .	299

### CAREER RECORDS

---

All-Time Scoring List . . . . .	302
All-Time Leaders . . . . .	303
Single Season Leaders . . . . .	304
All-Time Scoring Streaks . . . . .	305
All-Time Regular Season Coaching Leaders . . . . .	306
All-Time Regular Season Records . . . . .	307

### PLAYOFF HISTORY AND RECORDS

---

All-Time Playoff Series Record vs. NHL . . . . .	316
All-Time Playoff Results Year-by-Year . . . . .	317
All-Time Playoff Results Game-by-Game . . . . .	318
All-Time Playoff OT Results . . . . .	324
All-Time Playoff Scoring List . . . . .	326
All-Time Playoff Leaders . . . . .	327
Single Season Playoff Leaders . . . . .	328
Stanley Cup Winning Goals, All-Time Playoff Hat Tricks and All-Time Playoff Hat Tricks Against . . . . .	329
Playoff Scoring Statistics Year-by-Year . . . . .	330
Playoff Goaltending Statistics Year-by-Year . . . . .	338
All-Time Playoff Shutouts . . . . .	340
All-Time Playoff Coaching Records and Leaders . . . . .	341
All-Time Playoff Coaching Records Year-by-Year . . . . .	342
All-Time Playoff Records . . . . .	343
Stanley Cup Championship Teams . . . . .	348



## TABLE OF CONTENTS

### RANGERS HERITAGE

Madison Square Garden History . . . . .	352
New York Rangers Franchise History . . . . .	360
All-Time Team Management and All-Time Captains .369	
Rangers Retired Numbers . . . . .	370
Rangers Jersey History . . . . .	374
Rangers Logo History . . . . .	378
NHL Award Winners . . . . .	380
Hall of Fame Selections . . . . .	382
NHL All-Star and All-Rookie Team Selections . . .383	
NHL All-Star Game Selections and	
Statistics Year-by-Year . . . . .	384
Team Award Winners . . . . .	388

### IN THE PAST

All-Time Record vs. NHL . . . . .	394
Special Teams Statistics Year-by-Year . . . . .	396
All-Time Longest Team Streaks . . . . .	397
Most Recent Team Starts . . . . .	398
Most Recent Team Streaks . . . . .	399
Current Home and Road Streaks vs. NHL . . . . .	400
Longest Team Streaks Year-by-Year . . . . .	402
Longest Home Team Streaks Year-by-Year . . . . .	404
Longest Road Team Streaks Year-by-Year . . . . .	406
Rangers vs. NHL Year-by-Year . . . . .	408
Last 20 Game Results vs. NHL . . . . .	412
All-Time Record Year-by-Year . . . . .	414
All-Time Home and Away Record Year-by-Year . . . .	416

### IN THE PAST (CONT'D)

The Last Time . . . . .	418
Last Shutout vs. NHL . . . . .	419
Last Overtime Win and Loss vs. NHL . . . . .	420
All-Time Hat Trick Leaders and All-Time Hat Tricks . 421	
All-Time Shutouts, Most Decisive	
Victories and Most Decisive Defeats . . . . .	425
All-Time 10-goal Games . . . . .	426
All-Time 0-0 Games . . . . .	427
All-Time Penalty Shots . . . . .	428
Scoring Leaders Year-by-Year . . . . .	432
Longest Goal Streaks Year-by-Year . . . . .	434
Longest Assist Streaks Year-by-Year . . . . .	436
Longest Point Streaks Year-by-Year . . . . .	438
Scoring Statistics Year-by-Year . . . . .	440
Regular Season Goaltending	
Statistics Year-by-Year . . . . .	457
All-Time Regular Season Coaching Results . . . . .	460
All-Time Results Game-by-Game . . . . .	461
All-Time Transactions . . . . .	490
All-Time NHL Entry Draft Selections . . . . .	511
All-Time Player Register . . . . .	515
All-Time Goaltending Register . . . . .	534
Faces in the Crowd . . . . .	536
MSG Training Center . . . . .	538
Media Information . . . . .	540



### EDITORIAL

**Executive Editor:** John Rosasco  
**Editor:** Michael Rappaport  
**Associate Editors:** Lindsay Hayes, Ryan Nissan  
**Editorial Assistant:** Peter Wunsch  
**Statistical Consultants:** Elias Sports Bureau

### DESIGN, PRODUCTION, & PRINTING

**Design & Production:**  
 Joanecy Kagalingan, Michael Rappaport, Maria Spina  
**Photography:** MSG Photos, Rangers Archive,  
 Rebecca Taylor, Getty Images  
**Printed by:** Artistic Group





## ABOUT THE MADISON SQUARE GARDEN COMPANY



As a world leader in live sports and entertainment, The Madison Square Garden Company (MSG) sets a global standard for excellence in live experiences and forges deep and enduring connections with diverse and passionate audiences that span generations.

Stemming from a legendary venue widely known as “The World’s Most Famous Arena,” today MSG includes an unparalleled mix of renowned venues that span four of the nation’s largest entertainment markets. Individually, these venues are each premier showplaces, with a loyal following of fans, performers and events. Taken together, they represent an unmatched collection of venues that serve as extraordinary settings for unforgettable and defining moments. These venues are: New York’s Madison Square Garden, The Theater at Madison Square Garden, Radio City Music Hall and Beacon Theatre; the Forum in Inglewood, California; The Chicago Theatre; and the Wang Theatre in Boston.

MSG also includes some of the most recognized brands in professional sports. With original franchises from the NBA, NHL and WNBA, MSG’s devoted and knowledgeable fans have a personal, passionate and generational relationship with its teams. These franchises are: the New York Knicks, the New York Rangers and the New York Liberty, along with two development league teams – the Westchester Knicks and the Hartford Wolf Pack. Another MSG sports property is Counter Logic Gaming, a leading North American esports organization with championship teams, including one of the original and most successful teams in the extremely popular game, League of Legends.

MSG also features a unique portfolio of entertainment brands that includes the Radio City Rockettes, the legendary New York dance company known for their rich history, unrivaled talent, precision and athleticism. This beloved group serves as the star of MSG’s Christmas Spectacular at Radio City Music Hall, which, for more than 80 years, has been a cherished holiday tradition for generations of families. MSG’s other entertainment offerings include Boston Calling Events, which produces outdoor music festivals, including New England’s premier Boston Calling Music Festival, and TAO Group, a world-class hospitality group with globally-recognized entertainment dining and nightlife brands: Tao, Marquee, Lavo, Avenue, The Stanton Social, Beauty & Essex and Vandal.

In addition to its exclusive sports and entertainment content, MSG promotes, produces and/or presents a range of other outstanding live entertainment and sports experiences in its venues. This includes a broad array of concerts, family shows and special events, perennially featuring some of the biggest names in music and entertainment. MSG also creates lasting memories for sports fans through eminent sporting events such as professional boxing, college basketball, professional bull riding, mixed martial arts, esports and tennis.

In 2006, MSG established the Garden of Dreams Foundation, to use its extraordinary assets to make dreams come true for kids facing obstacles. Since that time, working with MSG and 28 external partner organizations, including hospitals, wish organizations and community-based organizations, the Foundation has impacted more than 325,000 children and their families. Garden of Dreams conducts hundreds of unforgettable events and programs a year, including large-scale events such as the Garden of Dreams Talent Show at Radio City Music Hall and once-in-a-lifetime in-game experiences, as well as celebrations that bring the excitement of MSG to children where they live and play. Through its Giving program, the Foundation also provides significant financial resources for scholarships and tangible community projects that make a real and lasting difference in children’s lives.

# RANGERS DIRECTORY, 2017-18

## TEAM EXECUTIVE MANAGEMENT

Executive Chairman,	
The Madison Square Garden Company . . . . .	James L. Dolan
President & Chief Executive Officer,	
The Madison Square Garden Company . . . . .	David O'Connor
President, New York Rangers . . . . .	Glen Sather
General Manager, New York Rangers . . . . .	Jeff Gorton
Executive Vice President, MSG Sports . . . . .	Jordan Solomon
Senior Vice President,	
Legal & Business Affairs, Team & Sports Operations . . . . .	Jamaal Lesane
Senior Vice President,	
Legal & Business Affairs, Sports Operations . . . . .	John Master
Senior Vice President, Finance . . . . .	Jeanine McGroty
Senior Vice President, Sports Team Operations . . . . .	Mark Piazza
Senior Vice President,	
Public Relations & Player Recruitment . . . . .	John Rosasco
Deputy General Counsel & Senior Vice President,	
Legal & Business Affairs, Team Operations . . . . .	Marc Schoenfeld

## THE MADISON SQUARE GARDEN COMPANY EXECUTIVE MANAGEMENT

Vice Chairman . . . . .	Gregg Seibert
Executive Vice President, Venue Management . . . . .	Hank Abate
Executive Vice President,	
Ticketing, Suites, & Corporate Hospitality . . . . .	John Abbamondi
Executive Vice President,	
General Counsel & Secretary . . . . .	Lawrence Burian
Executive Vice President & Chief Financial Officer . . . . .	Donna Coleman
Chief Operating Officer . . . . .	Rob Costmock
Chief Executive Officer, MSG Ventures . . . . .	David Dibble
Executive Vice President, Marquee Events & Operations . . . . .	Joel Fisher
Executive Vice President & Chief Administrative Officer . . . . .	Sandy Kapell
Executive Vice President,	
Corporate Development & Strategy . . . . .	Andrew Lustgarten
Chief Information Officer . . . . .	David Michael
Executive Vice President & Chief Marketing Officer . . . . .	Sharon Otterman
Executive Vice President, MSG Live . . . . .	Darren Pfeffer
Executive Vice President, Marketing Partnerships . . . . .	Ron Skotarczak
Executive Vice President & Chief Communications Officer,	
Chairman, Garden of Dreams Foundation . . . . .	Barry Watkins

## HOCKEY CLUB PERSONNEL

Senior Vice President & Assistant General Manager . . . . .	Jim Schoenfeld
Assistant General Manager &	
General Manager, Hartford Wolf Pack . . . . .	Chris Drury
Head Coach . . . . .	Alain Vigneault
Associate Coach . . . . .	Scott Arniel
Assistant Coaches . . . . .	Lindy Ruff, Darryl Williams
Assistant Coach & Goaltending Coach . . . . .	Benoit Allaire
Video Coach . . . . .	Jerry Dineen
Video Assistant . . . . .	Shawn Roche
Skills Coach . . . . .	Mark Ciaccio
Director, Player Care & Development/	
Analytics and Hockey Technology . . . . .	Jim Sullivan
Director, Player Personnel . . . . .	Gordie Clark
Director of Professional Scouting . . . . .	Kevin Maxwell
Director of Player Development . . . . .	Jed Ortmeyer
Senior Advisor to the President . . . . .	Mike Barnett
Hockey Consultant . . . . .	Doug Risebrough
Hockey Operations Advisors . . . . .	Brian Leetch, Brad Richards
Hockey & Business Operations	
Director of European Scouting . . . . .	Adam Graves
Scouts . . . . .	Nickolai Bobrov
Larry Bernard, Jeff Beukeboom, Rich Brown,	
Brendon Clark, Daniel Dore, Eric Doyle,	
Mikko Eloranta, Steve Eminger, Jan Gajdosik,	
Kim Gellert, Oto Haseck, Jamie Harrington,	
Rick Kehoe, Patric Kjellberg, Gilles Leger,	
Vladimir Lutchenko, Justin Sather, Peter Stephan	
Head Athletic Trainer & Director of Sports Medicine . . . . .	Jim Ramsay
Assistant Athletic Trainer . . . . .	Sean Murdoch
Equipment Manager . . . . .	Acacio Marques
Assistant Equipment Manager . . . . .	Billy Southard
Special Assistant to the Equipment Staff . . . . .	Tim Webb
Massage Therapists . . . . .	John Godfrey, Bruce Liffrieri
Strength & Conditioning Coach . . . . .	Reg Grant
Assistant Strength & Conditioning Coach . . . . .	Pete Draovich
Performance Analyst . . . . .	Adam Virgile
Strength & Conditioning Consultant . . . . .	Ben Prentiss
Strength & Conditioning Consultant - Europe . . . . .	Daniel Hedin
Director, MSG Training Center Operations . . . . .	Alex Case

## SPORTS TEAM OPERATIONS

Vice President, Sports Team Operations . . . . .	Jason Vogel
Director, Sports Team Operations . . . . .	Brian Wendth
Director, MSG Sports Travel . . . . .	Sharon Toledo
Manager, Sports Team Operations . . . . .	Caroline Notaro
Coordinator, Sports Team Operations . . . . .	Mary Clare Condon

## HOCKEY OPERATIONS

Director, Scouting Information . . . . .	Victor Saljanin
Director, Hockey Administration . . . . .	Katie Condon

## BUILDING OPERATIONS

Vice President,	
Building Operations, MSG Training Center . . . . .	Miguel Vazquez
Event Supervisor, MSG Training Center . . . . .	Kevin Deegan
Manager, Building Operations, MSG Training Center . . . . .	Steven Kaminski
Coordinator,	
Building Operations, MSG Training Center . . . . .	Jennifer LaGrippo

## MEDICAL STAFF

Chief Medical Officer	
& Senior Vice President, Player Care . . . . .	Dr. Lisa Callahan
Head Team Physician . . . . .	Dr. Bryan Kelly
Team Physician . . . . .	Dr. Ryan Lingor
Team Sports Dietitian . . . . .	Erika Whitman
Team Dentist . . . . .	Dr. Donald Salomon
Assistant Team Dentist . . . . .	Dr. Joseph V. Esposito

## COMMUNICATIONS

Vice President, Communications, MSG Sports . . . . .	Ryan Watson
Director, Public Relations . . . . .	Ryan Nissan
Manager, Public Relations . . . . .	Lindsay Hayes
Manager, Communications, MSG Sports . . . . .	Mallory Kwitter
Coordinator, Public Relations . . . . .	Michael Rappaport

## RANGERS BUSINESS OPERATIONS

Vice President, MSG Sports Youth Programs,	
& Rangers Community and Alumni Relations . . . . .	Rick Nadeau
Director, Community Programs . . . . .	David Martella
Director, Business Operations, New York Rangers,	
& Business Intelligence, MSG Sports . . . . .	Omar Qureishi
Manager, Youth Programs . . . . .	Mike Fasulo
Manager, Business Operations . . . . .	Felicia Ganthier
Coordinator, Fan Development and Engagement . . . . .	Maddie Peake
Coordinator, Alumni Relations . . . . .	Michael Ali
Director, Special Projects	
& Community Relations Representative . . . . .	Rod Gilbert

## MARKETING

Vice President, Marketing Strategy . . . . .	Jeanie Baumgartner
Director, Digital . . . . .	Adam Skollar
Manager, Marketing . . . . .	Greer O'Keefe
Manager, Website Production & Analytics . . . . .	Lisa Hayward
Manager, Digital Content . . . . .	Matt Calamia
Digital Content Producer . . . . .	Amanda Borges
Coordinator, Marketing . . . . .	Robert Winston
Senior Design Director . . . . .	Joanecy Kagalingan

## EVENT PRESENTATION

Senior Vice President & Executive Producer . . . . .	Marc Bauman
Vice President, Event Presentation . . . . .	Greg Kwizak
Music Director, Event Presentation . . . . .	Ray Castoldi
Director, Event Presentation . . . . .	Justin Casserly
Manager, Video Production . . . . .	Cory Gershon
Coordinator, Event Presentation . . . . .	Amanda Librot

## MSG PHOTO SERVICES

Official Photographer of Madison Square Garden . . . . .	George Kalinsky
Vice President, MSG Photo Services . . . . .	Rebecca Taylor
Editor, MSG Photo Services . . . . .	Carly Boyle
Manager, MSG Photo Services . . . . .	Zachary Lane
Coordinator, MSG Photo Services . . . . .	Taylor Wilder

## FINANCE

Director, Finance . . . . .	Vicki Mauseth
Accounting Managers . . . . .	Angela DellaFortuna, Sarah Sobek
Manager, Finance . . . . .	Michael Voge
Staff Accountant . . . . .	Amanda Remy



# RANGERS DIRECTORY, 2017-18

## LEGAL & BUSINESS AFFAIRS

Senior Counsel,  
Legal & Business Affairs, Sports Operations . . . . . Riana Positano  
Counsel, Legal & Business Affairs, Sports Operations . . . . . Gregory Lullo  
Director, Legal & Business Affairs, Sports Operations . . . . . Kimberlie LaSalle  
Senior Administrative Assistants . . . . . Kimmie McEachin, Maria Roubos

## PEOPLE PRACTICES

Directors, People Practices . . . . . Emily Bonfanti, Michelle Nodiff  
Manager, People Acquisition . . . . . Matthew Resnick  
People Practices Specialist . . . . . Scott Laine

## TICKET SALES, SERVICE, RETENTION & OPERATIONS

Vice President, Season Membership Sales . . . . . Marc Jackson  
Vice President,  
Sports & Entertainment Group Sales & Service . . . . . Christie Landi  
Vice President, Service & Retention . . . . . Alan Latkovic  
Vice President, Sales Operations & Analytics . . . . . Curran Raclin Jr.  
Director, Group Sales . . . . . Matthew Schulman  
Director, New Business . . . . . Brendan Long  
Director, Service & Retention . . . . . Tyson Christensen  
Manager, New Business . . . . . German Montero  
Managers, Sales Process . . . . . Deia Nassar, Leo Parsons  
Coordinator, CRM . . . . . Darolyn Pierce  
Premium Experience Specialist . . . . . Nicole Melfi  
Client Relationship Specialists . . . . . Boris Bereza, Caroline Dunn,  
Robert Elman, Kelsey Finger, Bryan Fried,  
Stephen Graf, Austin Scherling,  
Adam Squinto, Kiersten Taddeo  
Senior Account Executive . . . . . Sari Brandwine  
Account Executives, Season Subscriptions . . . . . Jessica Afriye,  
Matthew Cohn, Timothy Dunkel, Andrew Farco,  
Kyle George, Dylan Glickstern, Thomas Kilkenney,  
Thomas Padula, Eric Podbielski, Michael Proska,  
Jeff Rezac, Chris Tedesco  
Senior Manager, Sales Operations . . . . . Alexis Kalchbrenner  
Manager, Ticket Sales Operations . . . . . Michael Rucker  
Coordinators, Sales Operations . . . . . Emily Ashken, Mark Buensuena, Iliana Valor  
Account Executive, Group Sales . . . . . Mike Kirtlas  
Group Sales Specialists . . . . . Cara Chernow, Evan Doyle, Melissa Elguera,  
Kyle Heiden, Timothy Holder, Eli Kaufman,  
Rebecca Lynch, Nicholas Palumbo, Cole Schlesinger  
Sales Representatives . . . . . Britani Eaton,  
Alexandra Gilligan, Jamal Harris,  
Eric Johnson, Lindsey Lerg,  
Demi McEntee, Max Rabuse, Eli Rousoo,  
Anthony Santiago, Dan Schulman, Brandon Schultz,  
Thomas Triglia, Bo Winsor  
Manager, Revenue Planning & Operations . . . . . Eric Handler  
Executive Administrative Assistant . . . . . Lori Wickham

## PREMIUM HOSPITALITY

Senior Vice President,  
Premium Hospitality Sales & Service . . . . . Robert Sullivan  
Vice President, Suite Services . . . . . Dashawnda Brown  
Vice President, Premium Hospitality Sales . . . . . Scott McGinn  
Director, Premium Account Service . . . . . Dan Asip  
Director, Premium Hospitality Sales . . . . . Ryan England  
Senior Manager, Premium Hospitality Service . . . . . Melinda C. Smith  
Managers, Premium Hospitality Sales . . . . . Alexandra Aldrich,  
Kevin Becker, Phil Valente  
Premium Account Managers . . . . . Caroline Crozier, Michael Murray,  
Rachel Nelson, Katie Palen,  
Jordan Schwartz, Chelsea White  
Operations Coordinators . . . . . Jennifer Cook, Lacey Nowell  
SNR Operations Coordinator . . . . . Allison Perretti  
Senior Administrative Assistant . . . . . Ebony Williams

## MARKETING PARTNERSHIPS - ACCOUNT MANAGEMENT

Senior Vice President, Account Management . . . . . Justin Johnson  
Vice President,  
Entertainment Strategy & Partnership Engagement . . . . . Lisa Aulebach  
Vice Presidents, Account Planning . . . . . Tom Cerasoli, Kristofer Elvgren  
Vice President, Digital Activation & Strategy . . . . . Andrew Karson  
Directors, Account Planning . . . . . Andrew Berkowitz, David DiLello,  
Catie Fenzel, Dylan Kramer, Bryan Miranda  
Director, Account Activation . . . . . Mike Verna  
Director, Partnership Activation & Development . . . . . Natasha Najemian  
Director, Digital Activation & Development . . . . . David Rothstein  
Senior Manager, Account Planning . . . . . Steven Olwell  
Senior Manager, Account Activation . . . . . Don Gregory  
Managers, Account Planning . . . . . Markie Cohen, Kevin DelleDonne,  
Sydney Di Maggio, Joseph Monte,  
Stephen Smyth, Katty Villapando  
Manager, Account Activation . . . . . Zach Lazare  
Coordinators, Account Activation . . . . . Jimmy Brennan, Matthew Heineman  
Coordinator, Account Management . . . . . Megan Fry

## MARKETING PARTNERSHIPS - BUSINESS SOLUTIONS

Senior Vice President, Business Solutions . . . . . Evan Frankel  
Vice President, Business Solutions . . . . . Brandon Templeton  
Managers, Business Solutions . . . . . Claire Kaido, Katrina Schaefer  
Design Director, Business Solutions . . . . . Alison Rousos  
Designer, Business Solutions . . . . . Zuly Beltre  
Junior Designers,  
Business Solutions . . . . . Mohammad Chowdhury, Samantha Story

## MARKETING PARTNERSHIPS - TEAM SALES

Senior Vice President, Team Sales . . . . . Mike Lehr  
Vice Presidents, Team Sales . . . . . Dave Decina, Bill Smith  
Directors, Team Sales . . . . . Joseph Grippo, Kate Pratt  
Director, Team Sales & MSG Signage . . . . . Nicholas Sizer  
Managers, Team Sales . . . . . Ryan Byors, Ryan Nowack, Matthew Walker  
Coordinators, Team Sales . . . . . Tessa Lester, Quincy McKean

## BROADCAST INFORMATION

Television - MSG Network: . Sam Rosen, Joe Micheletti, John Giannone  
Radio - MSG Radio: . . . . . Kenny Albert, Dave Maloney

## ADDITIONAL INFORMATION

Home Ice . . . . . Madison Square Garden  
Website . . . . . newyorkrangers.com  
Twitter . . . . . @NYRangers  
PR Twitter . . . . . @NYRStatsInfo  
Media Entrance . . . . . 8 Penn Plaza, 8th Avenue & 33rd Street  
Press Room . . . . . 6th Floor, Madison Square Garden  
Club Colors . . . . . Home: blue base, trimmed w/red & white  
Away: white base, trimmed w/blue & red  
Practice Facility . . . . . Madison Square Garden Training Center



James L. Dolan is Executive Chairman of The Madison Square Garden Company (MSG), a leading sports and entertainment company renowned for its world-famous arena complex, professional sports teams, entertainment properties and historic showplaces. Mr. Dolan also serves as Executive Chairman of MSG Networks Inc., which includes two award-winning regional sports and entertainment networks.

In his role at MSG, Mr. Dolan is responsible for the Company's overall growth strategy and oversight of all of its operations. He also serves as governor to the National Basketball Association and the National Hockey League on behalf of the New York Knicks and New York Rangers.



Throughout his tenure, Mr. Dolan has spearheaded a number of restoration projects to ensure the continued prominence of the Company's premier venues. Mr. Dolan was the catalyst for the restoration of the Company's cherished national landmark, Radio City Music Hall, in 1999, as well as the famed Beacon Theatre in early 2009. This was followed by the three-year, top-to-bottom transformation of the Madison Square Garden Arena, which was completed in October 2013. In January 2014, Mr. Dolan introduced a new strategy that centered on creating large-scale venues with a focus on music and entertainment – with the re-opening of the legendary Forum arena in Inglewood, California. In 2016, MSG announced an expansion of this strategy, with its plans for a

brand new, state-of-the-art venue in Las Vegas. MSG's venues also include The Chicago Theatre, which was built in 1921 as one of the country's most opulent motion picture houses.

In addition to its portfolio of landmark venues, MSG owns and operates professional sports teams, the New York Knicks, Rangers and Liberty, as well as entertainment properties, including the Christmas Spectacular Starring the Radio City Rockettes. MSG has taken steps to expand its live offerings through investments in Boston Calling Events, which produces outdoor music festivals; TAO Group, a hospitality group with globally-recognized entertainment dining and nightlife brands; and Counter Logic Gaming, a leading North American esports organization. The company is also part of strategic partnerships, including Azoff MSG Entertainment and Tribeca Enterprises.

Mr. Dolan has led MSG's response to local and national tragedies. He played a principal role in organizing several extraordinary benefit concerts, including "I2-I2-I2," which raised more than \$50 million for the victims of Hurricane Sandy; "The Concert For New York City," which generated more than \$35 million in aid for 9/11 victims and heroes; and "From The Big Apple To The Big Easy," which raised nearly \$9 million for Hurricane Katrina relief. Mr. Dolan also supports both MSG's and MSG Networks Inc.'s ongoing commitment to the community, particularly through the Garden of Dreams Foundation, the non-profit charity that works with both companies to help children throughout the New York metropolitan area.

In addition to his oversight of MSG, Mr. Dolan also serves as Executive Chairman of MSG Networks Inc., which became a standalone media company following the 2015 spin-off of The Madison Square Garden Company. MSG Networks Inc. is comprised of MSG Network and MSG+, which together annually telecast approximately 500 live professional games, along with a comprehensive lineup of other sporting events, including college football and basketball, as well as critically-acclaimed original programming.

Mr. Dolan also served as Chief Executive Officer of Cablevision Systems Corporation from 1995 until June 2016, when the leading media and telecommunications company, which served as MSG's parent company until 2010, was sold to Altice. Prior to his role as Cablevision CEO, Mr. Dolan was chief executive officer of Rainbow Media Holdings, the former Cablevision programming subsidiary now known as AMC Networks Inc. Mr. Dolan began his career with Cablevision in the 1970s and held a variety of executive positions before overseeing Rainbow Media.

Mr. Dolan serves on the board of directors for MSG, MSG Networks Inc., and AMC Networks Inc., as well as 605, an advanced data and analytics company focused on the media and entertainment industries. He is also on the board of The Lustgarten Foundation, an organization he helped found in 1998, which today is the nation's largest private supporter of pancreatic cancer research. Since its inception, the Foundation has directed more than \$125 million to research and assembled the best scientific minds with the hope that one day, a cure can be found.



David O'Connor is President and Chief Executive Officer of The Madison Square Garden Company (MSG), which includes renowned performance venues, entertainment properties, and professional sports teams. Mr. O'Connor is responsible for the Company's overall strategic vision, and for leading the Company's efforts to identify new initiatives that enhance MSG's existing brands and represent new opportunities for growth, including the formation of new strategic alliances and transactions.

The Company's signature assets consist of some of the nation's most dynamic and powerful sports and entertainment brands. This diverse collection of properties includes a portfolio of iconic venues: New York's Madison Square Garden, The Theater at Madison Square Garden, Radio City Music Hall and Beacon Theatre; the Forum in Inglewood, California; The Chicago Theatre; and the Wang Theatre in Boston. In addition, MSG owns and operates professional sports teams, the New York Knicks, Rangers and Liberty; and entertainment properties, including the Christmas Spectacular Starring the Radio City Rockettes; and is part of strategic partnerships – Azoff MSG Entertainment and Tribeca Enterprises.



Mr. O'Connor joined the Company in June 2015 and, as one of his first tasks, helped drive the successful spin-off of MSG from its predecessor company, now known as MSG Networks Inc. With the completion of this transaction, Mr. O'Connor laid out a plan to grow the new standalone sports and entertainment company. In addition to implementing an organizational structure that has readied the company for future growth, Mr. O'Connor has played a critical role in several new endeavors with a focus on expanding MSG's live experience offerings. These include the Company's plans to build a groundbreaking music and entertainment-focused venue in Las Vegas, as well as its investments in Boston Calling Events, which produces outdoor festivals; TAO Group, a hospitality group with globally-recognized entertainment dining and nightlife brands; and Counter Logic Gaming, a leading North American esports organization.

Prior to joining MSG, Mr. O'Connor spent more than 30 years at Creative Artists Agency (CAA), where he served as Managing Partner of the world-wide entertainment and sports agency his last 20 years. He began his career at CAA in 1983 in the mailroom and was soon promoted to agent in the Motion Picture department. In 1995, Mr. O'Connor took over day-to-day management and ownership of the agency along with his partners, helping to expand the agency's operations and services around the globe, while maintaining the company's reputation as a trusted agency.

Mr. O'Connor serves on the board of the Garden of Dreams Foundation, a non-profit organization that works closely with all areas of MSG to make dreams come true for children facing obstacles. Since its inception in 2006, the Foundation's relationship with MSG has enabled it to brighten the lives of more than 325,000 children and their families through once-in-a-lifetime experiences, college scholarships and larger community projects that make a real and lasting difference in children's lives. He is also a member of the board of Harlem Lacrosse and Leadership (HLL), a school-based non-profit organization that changes life trajectories of at risk youth through daily wrap-around academic support, mentoring, leadership training, college readiness, career exploration, admissions counseling and lacrosse instruction. HLL has operations in New York, Boston, Philadelphia, Baltimore and Los Angeles.

Mr. O'Connor is married to Lona Williams and has two children, Lucy and Angus.





During his 40 years as a front office executive, Rangers President Glen Sather has illustrated why he is one of the great architects in the history of hockey management. In a Hall of Fame career that has included five Stanley Cup Championships, Sather served as a general manager for more regular season games (2,700) and earned more regular season wins (1,319) than any general manager in NHL history.

Over his tenure with the Rangers, Sather has laid the foundation for long-term success by developing a core of homegrown players, while adding significant pieces via trades and free agency. The Rangers are one of four NHL teams that have reached the playoffs 11 times since the 2005-06 season, and New York ranks fifth in the NHL with 522 regular season wins over the span. The Blueshirts are also the only NHL team that has not been mathematically eliminated from the playoffs prior to the start of a regular season game over the last 12 seasons. New York has played in more playoff games than any NHL team since 2011-12 (93) and is the only NHL team that has won at least one playoff series in five of the last six years.



In Sather's final year as the Rangers' General Manager in 2014-15, the mix of homegrown youth and veteran acquisitions he assembled had the most successful regular season in franchise history. The Blueshirts established single-season franchise records in wins (53) and points (113) while capturing the Presidents' Trophy for the third time in franchise history. In recognition of his efforts, Sather was selected as a finalist for the General Manager of the Year Award.

Sather became New York's 12th President and 10th General Manager on June 1, 2000. In 14 seasons as the Rangers general manager (2000-01 – 2014-15), Sather earned more wins (556) than any general manager in franchise history. He also served as head coach of the Rangers from January 30, 2003 to February 25, 2004. Sather led the Edmonton Oilers to five Stanley Cup Championships between 1984 – 1990, overseeing the development of a revolutionary team concept as well as some of the finest individual talents ever to play the game. Sather's achievements were recognized and honored on September 9, 1997, when he became the first member of the Oilers organization to be selected to the Hockey Hall of Fame.

During his tenure with the Oilers, the club posted a 791-652-215-8 record in 1,666 regular season games (.542 points percentage), capturing two Presidents' Trophies, six division titles, and six conference championships. In Stanley Cup playoff action with Edmonton, Sather's teams compiled a 133-82 record in 215 games (.619 winning percentage), leading to the club's five Stanley Cup titles.

Upon his retirement as a player following the 1976-77 season, Sather immediately joined the coaching ranks, guiding the Oilers to 12 straight WHA and NHL playoff appearances, four Stanley Cup Championships and five Stanley Cup Finals appearances between 1977 and 1989. Sather added the title of General Manager in June of 1980.

Before embarking on his executive career, Sather put together one of the most impressive coaching records in NHL history. He has served as a Head Coach in 932 NHL regular season games, compiling a record of 497-307-121-7 (.602 points percentage). In 126 Stanley Cup playoff games, Sather posted a record of 89-37. He is tied for seventh on the all-time list for playoff wins and ranks first all-time with a .706 winning percentage in the playoffs. Sather received the Jack Adams Award as the NHL's Coach of the Year in 1985-86.

Sather's knowledge of the game, tactical negotiating strategies, strong developmental skills, and keen ability to get the best out of his players are keys to his managerial success. During his administration in Edmonton, Sather developed a dynasty by nurturing talented draft picks Mark Messier, Kevin Lowe, Jari Kurri, Grant Fuhr, Paul Coffey, Esa Tikkanen, and Glenn Anderson, along with the acquisition of a rising star named Wayne Gretzky.

Sather's management experience and success also carries over to the international arena. He served as Team Canada's General Manager and Coach for the 1996 World Cup of Hockey. He also guided Team Canada's 1994 Canada Cup Championship and was the General Manager of the gold medal-winning team in the 1994 World Hockey Championship.

A native of High River, Alberta, Sather enjoyed a successful junior career with the Edmonton Oil Kings. Following the completion of his amateur days, he became property of the Detroit Red Wings but would never wear a Winged Wheel jersey. After a season with the Central League's Memphis Wings, Sather was drafted away from the Red Wings by the Boston Bruins in 1965, and would make his NHL debut with the Bruins in the 1966-67 season. Sather would go on to play 10 seasons in the NHL with Boston, Pittsburgh, the Rangers, St. Louis, Montreal, and the Minnesota North Stars. In 658 regular season games, he tallied 80 goals and 113 assists for 193 points, along with 724 penalty minutes.

As a member of the Rangers, Sather appeared in 186 regular season games over parts of four seasons (1970-71 – 1973-74), recording 18 goals and 24 assists for 42 points, along with 193 penalty minutes. In addition, he was a member of the 1971-72 Rangers club which advanced to the Stanley Cup Finals.

Sather and his wife, Ann, have two sons, Justin and Shanon, and three grandchildren, Tanner, Morgan, and Vienna.



Jeff Gorton begins his 11th season with the Rangers and his third as General Manager after being named the 11th General Manager in franchise history on July 1, 2015. He previously served four seasons as Assistant General Manager. Prior to becoming Assistant General Manager, Gorton spent three seasons with the Rangers as Assistant Director, Player Personnel, after serving one season as a Professional Scout.

Gorton is the only general manager in Rangers history who has built a team that has registered 100 or more points in each of his first two seasons. In addition, Gorton has helped oversee an extended period of success in New York, as the Rangers are one of three NHL teams that have made the playoffs in every season since 2010-11. In 2016-17, Gorton constructed a roster that posted a 48-28-6 record and earned 102 points, finished ninth in the NHL's overall standings during the regular season, and won its First Round series against the Montreal Canadiens in the Stanley Cup Playoffs. In his first season as General Manager, the Rangers posted a 46-27-9 record and earned 101 points. In the process, the Rangers established franchise records in wins and points through the first 21 games of a season.



In his role, Gorton is responsible for all aspects of hockey administration for the team, including matters relating to the hockey club's salary structure and to the team's interaction with the National Hockey League regarding player contracts, player movement and Collective Bargaining Agreement issues. He oversees the day to day work of the hockey operations area, including the administration of all player and staff contracts. Gorton represents the club in salary arbitration matters, assists in negotiation of player contracts and coordinates team research projects. He also continues his involvement with the club's professional and amateur scouting operations.

During Gorton's tenure with the Rangers, he has played a key role in the selection of current Blueshirts Chris Kreider, Jesper Fast, J.T. Miller, Brady Skjei, and Pavel Buchnevich in the NHL Entry Draft. Gorton was vital in the Rangers' acquisitions of Ryan McDonagh and Rick Nash through trades, as well as the signing of free agents Kevin Shattenkirk, Kevin Hayes, Jimmy Vesey, and Mats Zuccarello.

Prior to joining the Rangers, Gorton spent 15 seasons with the Boston Bruins organization, serving as the Bruins Assistant General Manager during the final seven years of his tenure. As Assistant General Manager, he was involved in contract negotiations, scouting operations, and the team's American Hockey League (AHL) affiliate in Providence, Rhode Island.

Gorton served as Boston's Interim General Manager from March 27 to July 8, 2006, directing the Bruins' efforts at the 2006 NHL Entry Draft and negotiating contracts and trades at the start of the 2006 free agency period. At the 2006 draft, Gorton was instrumental in landing Bruins' star players Tuukka Rask and Brad Marchand, as well as former Bruins' stars Phil Kessel and Milan Lucic. He also acquired key All-Star free agents Zdeno Chara and Marc Savard.

Gorton originally joined the Bruins organization in their public relations department at the beginning of the 1992-93 season. He became the Bruins' Director of Scouting Information in October 1994, where he created the scouting database which networks the club's scouts via computer, and coordinated video on prospects in preparation of scouting assignments and the annual NHL Entry Draft. Gorton holds a degree in physical education from Bridgewater State College and a Masters in sports management from Springfield College.

Gorton resides in Somers, New York, with his wife, Cyndi, and two sons, Jack and Sam.



Jim Schoenfeld begins his 16th season with the Rangers organization and his third season as Senior Vice President and Assistant General Manager. In his role, he assists Rangers General Manager Jeff Gorton on all player transactions. Prior to his promotion on July 1, 2015, Schoenfeld served the previous eight seasons as Assistant General Manager, Player Personnel of the Rangers.

Schoenfeld spent the past 14 seasons as General Manager of the Wolf Pack (2003-04 - 2016-17), and he also served as head coach of the team for two seasons in 2005-06 and 2006-07.



He assumed head coaching duties for the organization on July 13, 2005, when he became the fourth head coach in franchise history. Schoenfeld has played a key role in developing the organization's pool of prospects.

During Schoenfeld's tenure in the organization, several Blueshirts developed under his guidance in Hartford before becoming key contributors in New York. While Schoenfeld was the Wolf Pack General Manager, players such as current Rangers captain Ryan McDonagh, Mats Zuccarello, J.T. Miller, Jesper Fast, Oscar Lindberg, Brady Skjei, and former Ranger Artem Anisimov made their professional debuts with the Wolf Pack/Whale in the AHL before being called up by the Blueshirts.

In his two seasons as head coach of the Wolf Pack, Schoenfeld played a

vital role in the progression of players such as former Blueshirts Dan Girardi, Ryan Callahan, and Brandon Dubinsky.

In July of 2016, Schoenfeld received the Thomas Ebright Award in recognition of career contributions to the American Hockey League.

In 2014-15, the Rangers and Wolf Pack were the only NHL and AHL teams from the same organization to both reach the Conference Finals. It was the first time in franchise history that the Rangers and their AHL affiliate both reached the Eastern Conference Final in the same season.

Prior to joining Hartford, Schoenfeld served as an Assistant Coach with the Rangers for the 2002-03 campaign. He joined the Rangers after serving as a lead analyst for ESPN's National Hockey Night from 1999 through 2002. A veteran of 10 seasons in the National Hockey League as a head coach, Schoenfeld compiled a 256-246-78 record (.509 points percentage) with the Buffalo Sabres, New Jersey Devils, Washington Capitals, and Phoenix Coyotes, and he reached the playoffs in six of the 10 campaigns.

After leaving ESPN to assume head coaching duties of the Washington Capitals on January 27, 1994, Schoenfeld posted a record of 113-102-34 in 249 regular season games. Schoenfeld guided the New Jersey Devils from January 26, 1988 through November 6, 1990, leading the club to a record of 50-59-15 in 124 games. During the 1987-88 season, he was responsible for leading the Devils to the team's first-ever Stanley Cup Playoff appearance, taking the club to within one game of the Stanley Cup Finals.

Schoenfeld skated in 719 career NHL games with the Sabres, Detroit Red Wings, and Boston Bruins from 1972-73 through 1984-85. A former captain of the Sabres, he registered 51 goals and 204 assists for 255 points, along with 1,132 penalty minutes. Originally selected by Buffalo in the first round, fifth overall, of the 1972 NHL Amateur Draft, Schoenfeld is a member of the Buffalo Sports Hall of Fame and the Buffalo Sabres Hall of Fame.

A native of Galt, Ontario, Schoenfeld and his wife, Theresa, have a daughter, Katie, and three sons, Justin, Adam, and Nathan.



Chris Drury begins his third season with the Rangers in a front office role after rejoining the organization on September 4, 2015. He is entering his second season as the Rangers' Assistant General Manager after being promoted to the post on September 2, 2016. In addition, Drury is beginning his first season as the General Manager for the Rangers' American Hockey League (AHL) affiliate, the Hartford Wolf Pack, after being named the team's General Manager on May 16, 2017. Prior to beginning his role as the Rangers' Assistant General Manager, Drury served one season as the team's Director of Player Development.

In his expanded role, Drury assists Rangers General Manager Jeff Gorton on all player transactions and contract negotiations, and he is responsible for all hockey-related matters for the Wolf Pack. Drury also helps Gorton in overseeing and evaluating all players at the collegiate level.

During his 12-year NHL career, the Trumbull, Connecticut, native skated in 892 games with the Colorado Avalanche, Calgary Flames, Buffalo Sabres, and the Rangers, registering 255 goals and 360 assists for 615 points. Drury captured the Stanley Cup as a member of the Avalanche in 2000-01, ranking second in the NHL with 11 goals in 23 games during the team's playoff run. In 1998-99, Drury received the Calder Trophy as the NHL's Rookie of the Year after registering 20 goals and 24 assists for 44 points with Colorado. Drury recorded at least 20 goals in nine different seasons in his career, and he registered at least 50 points in eight different seasons.



In addition, Drury's team reached the playoffs in nine of his 12 seasons in the NHL, and his team advanced to the Conference Finals on six occasions. In 135 career NHL playoff games, Drury registered 47 goals and 42 assists for 89 points, along with a plus-24 rating and 46 penalty minutes. Over the 12 seasons in which he played in the NHL (1998-99 – 2010-11), Drury led the league in playoff game-winning goals (17), ranked second in playoff overtime goals (four), ranked fourth in playoff goals, and ranked ninth in playoff games played.

Drury played four seasons with the Rangers (2007-08 – 2010-11) after signing with the team as a free agent on July 1, 2007. In addition, Drury served as the Rangers captain for three seasons (2008-09 – 2010-11) after being named the 25th captain in franchise history – as well as the second American-born captain in franchise history – on October 3, 2008. In 264 regular season games with the Blueshirts, Drury recorded 62 goals and 89 assists for 151 points, along with 116 penalty minutes. Over his first three seasons with the Rangers, Drury led the team in goals (61) and points (146), ranked second in assists (85), and tied for second in game-winning goals (10). In addition, the Rangers made the playoffs three times during Drury's four seasons with the team.

Prior to joining the NHL, Drury completed one of the most impressive collegiate hockey careers in NCAA history. Over four seasons at Boston University (1994-95 – 1997-98), Drury tallied 113 goals and 101 assists for 214 points in 155 games. During his collegiate career, the Terriers captured the National Championship in 1994-95, appeared in the National Championship Game twice (1994-95, 1996-97), and appeared in the Frozen Four three times (1994-95, 1995-96, 1996-97). Drury was selected as a First Team All-American on two occasions (1996-97, 1997-98), a Hobey Baker Finalist as the Top Player in College Hockey on three occasions (1995-96, 1996-97, 1997-98), and he became the first Terrier to receive the Hobey Baker Award in 1997-98. Drury is Boston University's all-time leader in goals and ranks third on the school's all-time points list.

Internationally, Drury represented the United States in numerous tournaments and earned several medals. He participated in three consecutive Winter Olympics (2002, 2006, 2010), capturing a silver medal at the 2002 Winter Olympics in Salt Lake City, Utah and the 2010 Winter Olympics in Vancouver, British Columbia. Drury was inducted into the U.S. Hockey Hall of Fame in 2015.

Drury and his wife, Rory, have a son, Luke, and two daughters, Dylan and Kelly.



# ALAIN VIGNEAULT

HEAD COACH



Alain Vigneault begins his fifth season with the Rangers after being named Head Coach on June 21, 2013. Vigneault is the fourth head coach in franchise history who has started five consecutive seasons behind the bench and the first Rangers head coach to accomplish the feat since Phil Watson from 1955-56 - 1959-60.

Over the last 11 seasons (2006-07 - 2016-17), Vigneault leads all NHL head coaches in regular season wins (505). In addition, he ranks second among NHL head coaches in playoff series coached (22) and playoff games coached (129) over the span. In Vigneault's first four seasons with the Rangers, the team earned 192 wins, which is the most wins over any four-season span in franchise history. He ranks third on the franchise's all-time wins list among head coaches (192) and ranks fourth on the franchise's all-time games coached list (328). In addition, Vigneault ranks 14th on the NHL's all-time wins list among head coaches (614). In his first four seasons with the Rangers, Vigneault has posted a 192-108-28 record in 328 regular season contests. Vigneault leads all Rangers head coaches in points percentage (min. 100 regular season games coached) in franchise history (.628).

Vigneault has guided the Blueshirts to the playoffs in each of his first four seasons with the team. He is one of three head coaches in Rangers history who have led the team to the playoffs in at least four consecutive seasons (along with Lester Patrick and Emile Francis). Vigneault has posted a 31-30 record in 61 playoff games with the Blueshirts, and the team has won six playoff series during the span. He has earned more series wins in best-of-seven playoff series than any other head coach in franchise history.

Vigneault has been nominated for the Jack Adams Award as the NHL's top head coach four times in his career, and he is one of three active head coaches who have received four nominations for the award (along with John Tortorella and Ken Hitchcock). Vigneault has led his team to a division title in six of the last nine seasons and in seven of the last 11 seasons. He is one of two NHL head coaches who have captured the Presidents' Trophy at least three times since the award was first presented in 1985-86.

On February 7, 2017, Vigneault earned his 600th career win as an NHL head coach, becoming the 15th head coach in NHL history to reach the milestone, as well as the only one to reach the milestone while serving as the Rangers' Head Coach. He is also the only head coach in NHL history to earn his 500th career win in the league with the Rangers, accomplishing the feat on February 14, 2015. Vigneault earned his 100th regular season win as the Rangers' Head Coach on October 9, 2015, reaching the milestone in fewer games than any other head coach in franchise history (166). Vigneault coached his 1,000th career NHL game on December 11, 2015, becoming the 23rd head coach in league history to reach the milestone.

In 2014-15, Vigneault helped the Rangers establish single-season franchise records in wins (53) and points (113) while capturing the Presidents' Trophy for posting the league's top record during the regular season. In recognition of his efforts, Vigneault was named a finalist for the Jack Adams Award. In his first season as the Rangers' Head Coach in 2013-14, Vigneault led the team to a 45-31-6 record during the regular season and helped the team advance to the Stanley Cup Final for the first time in 20 years.

Vigneault joined the Rangers after serving as Head Coach of the Vancouver Canucks for seven seasons. Under his guidance, Vancouver compiled a 313-170-57 record in 540 regular season games. The Canucks won the Presidents' Trophy in back-to-back seasons (2010-11 and 2011-12) and advanced to the Stanley Cup Final in 2010-11.

In his first season with the Canucks in 2006-07, Vancouver earned 49 wins and 105 points - both franchise records at the time - to capture the Northwest Division title. Vigneault received the Jack Adams Award following that season in recognition of his achievements.

The Quebec City, Quebec, native previously served as Head Coach of the Montreal Canadiens from 1997-98 to 2000-01, becoming the second youngest coach in the club's history at the age of 36. In his first season with Montreal, he led the Canadiens to the Eastern Conference Semifinals.

Prior to joining the coaching ranks, Vigneault appeared in 42 NHL games over two seasons with the St. Louis Blues from 1981-82 to 1982-83. Originally selected by the Blues in the eighth round, 167th overall, of the 1981 NHL Entry Draft, the defenseman registered two goals, five assists, and 82 penalty minutes in his NHL career.

Vigneault has two daughters, Andreane and Janie.

**Alain Vigneault leads all NHL head coaches in regular season wins since the start of the 2006-07 season (505).**

**NHL LEADERS IN WINS AMONG  
HEAD COACHES SINCE 2006-07**

<b>1. Alain Vigneault</b>	<b>505</b>
<b>2. Joel Quenneville</b>	<b>501</b>
<b>3. Claude Julien</b>	<b>482</b>
<b>4. Barry Trotz</b>	<b>481</b>
<b>5. Mike Babcock</b>	<b>469</b>
<b>6. Bruce Boudreau</b>	<b>458</b>

Since Vigneault was named Rangers Head Coach prior to the start of the 2013-14 season, the Blueshirts are tied for fourth in the NHL – and are tied for second in the Eastern Conference – in wins (192).

**MOST WINS SINCE THE START OF THE 2013-14 SEASON**

**NHL TEAMS**

**EASTERN CONFERENCE TEAMS**

<b>1. St. Louis Blues</b>	<b>198</b>	<b>1. Washington Capitals</b>	<b>194</b>
<b>2. Anaheim Ducks</b>	<b>197</b>	<b>T-2. New York Rangers</b>	<b>192</b>
<b>3. Washington Capitals</b>	<b>194</b>	<b>T-2. Pittsburgh Penguins</b>	<b>192</b>
<b>T-4. New York Rangers</b>	<b>192</b>		
<b>T-4. Pittsburgh Penguins</b>	<b>192</b>		

Over the last four seasons (2013-14 - 2016-17), the Rangers are one of two NHL teams that rank fifth or higher in the league in both goals per game and goals against per game (along with Washington).

**RANGERS ALL-TIME LEADERS AMONG HEAD COACHES**

**WINS**

**GAMES COACHED**

<b>1. Emile Francis</b>	<b>342</b>	<b>1. Emile Francis</b>	<b>654</b>
<b>2. Lester Patrick</b>	<b>281</b>	<b>2. Lester Patrick</b>	<b>604</b>
<b>3. Alain Vigneault</b>	<b>192</b>	<b>3. Frank Boucher</b>	<b>527</b>
		<b>4. Alain Vigneault</b>	<b>328</b>



## ALAIN VIGNEAULT SEASON-BY-SEASON COACHING RESULTS

SEASON	TEAM	LEAGUE	REGULAR SEASON							PLAYOFFS			
			GC	W	L	T	OT	PTS	PTS%	GC	W	L	WIN%
1986-87	Trois Rivières	QMJHL	70	28	40	2	-	58	.414	-	-	-	-
1987-88	Hull	QMJHL	70	43	23	4	-	90	.643	19	12	7	.632
1988-89	Hull	QMJHL	70	40	25	5	-	85	.607	9	5	4	.556
1989-90	Hull	QMJHL	70	36	29	5	-	77	.550	11	4	7	.364
1990-91	Hull	QMJHL	70	36	27	7	-	79	.564	6	2	4	.333
1991-92	Hull	QMJHL	70	41	24	5	-	87	.621	6	2	4	.333
1995-96	Beauport	QMJHL	31	19	7	5	-	43	.694	15	9	6	.600
1996-97	Beauport	QMJHL	70	24	44	2	-	50	.357	4	1	3	.250
1997-98	Canadiens	NHL	82	37	32	13	-	87	.530	10	4	6	.400
1998-99	Canadiens	NHL	82	32	39	11	-	75	.457	-	-	-	-
1999-00	Canadiens	NHL	82	35	34	9	4	83	.506	-	-	-	-
2000-01	Canadiens	NHL	20	5	13	2	0	12	.300	-	-	-	-
2003-04	P.E.I.	QMJHL	70	40	19	5	6	91	.650	11	6	5	.545
2004-05	P.E.I.	QMJHL	70	24	39	7	0	55	.393	-	-	-	-
2005-06	Manitoba	AHL	80	44	24	-	12	100	.625	13	7	6	.538
2006-07	Canucks	NHL	82	49	26	-	7	105	.640	12	5	7	.417
2007-08	Canucks	NHL	82	39	33	-	10	88	.537	-	-	-	-
2008-09	Canucks	NHL	82	45	27	-	10	100	.610	10	6	4	.600
2009-10	Canucks	NHL	82	49	28	-	5	103	.628	12	6	6	.500
2010-11	Canucks	NHL	82	54	19	-	9	117	.713	25	15	10	.600
2011-12	Canucks	NHL	82	51	22	-	9	111	.677	5	1	4	.200
2012-13	Canucks	NHL	48	26	15	-	7	59	.615	4	0	4	.000
2013-14	RANGERS	NHL	82	45	31	-	6	96	.585	25	13	12	.520
2014-15	RANGERS	NHL	82	53	22	-	7	113	.689	19	11	8	.579
2015-16	RANGERS	NHL	82	46	27	-	9	101	.616	5	1	4	.200
2016-17	RANGERS	NHL	82	48	28	-	6	102	.622	12	6	6	.500
NHL TOTALS			1,134	614	396	35	89	1,352	.596	139	68	71	.489
NYR TOTALS			328	192	108	-	28	412	.628	61	31	30	.508

## SCOTT ARNIEL

**Associate Coach** | Scott Arniel begins his fifth season with the Rangers coaching staff after being named Associate Coach on August 14, 2013. He brings 17 years of professional coaching experience to the Rangers bench, which includes serving as Head Coach for the NHL's Columbus Blue Jackets for 123 games during the 2010-11 and 2011-12 seasons.

Prior to joining the Rangers organization, the Kingston, Ontario, native spent one season as Head Coach of the American Hockey League's (AHL) Chicago Wolves, where he posted a 37-30-5-4 record. Arniel compiled a 218-136-21-21 record for a .604 points percentage in five seasons as a head coach in the AHL, including four seasons with the Manitoba Moose from 2006-07 to 2009-10. In 2008-09, Arniel guided the Moose to the Calder Cup Finals after posting franchise records with 50 wins and 107 points to finish atop the AHL standings. He captured the Louis A.R. Pieri Memorial Award that season as the AHL Coach of the Year.

Arniel previously served as an Assistant Coach with the Buffalo Sabres from 2002-03 to 2005-06, and with Manitoba from 1999-00 to 2001-02.

Prior to joining the coaching ranks, Arniel appeared in 730 NHL games as a player with the Winnipeg Jets (1981-86; 1990-91), Buffalo Sabres (1986-90), and Boston Bruins (1991-92), registering 149 goals and 189 assists for 338 points in 11 seasons. The left winger was originally selected by Winnipeg in the second round, 22nd overall, of the 1981 NHL Entry Draft.

Arniel also recorded 14 points (seven goals, seven assists) in 25 AHL games with the Maine Mariners and New Haven Nighthawks in 1991-92 and 460 points (194 goals, 266 assists) in 530 International Hockey League (IHL) contests with the San Diego Gulls (1992-94), Houston Aeros (1994-96), Utah Grizzlies (1996), and Manitoba Moose (1996-99). He split the 1995-96 season with Houston and Utah, beginning the campaign as a player/assistant coach with the Aeros. He helped the Grizzlies win the Turner Cup in 1995-96.

Arniel and his wife, Lia, have a son, Brendan, and a daughter, Stephanie.





## COACHING STAFF

### LINDY RUFF

**Assistant Coach** | Lindy Ruff begins his first season with the Rangers coaching staff after being named Assistant Coach on July 10, 2017.

Prior to joining the Blueshirts, Ruff, 57, served as a Head Coach in the National Hockey League for each of the previous 19 seasons (1997-98 – 2016-17). In 1,493 career regular season games as an NHL Head Coach, Ruff has posted a 736-554-78-125 record (.561 points percentage). He ranks fourth among head coaches in NHL history in regular season games coached, only trailing Scotty Bowman, Al Arbour, and Joel Quenneville. Ruff also ranks fifth among head coaches in NHL history in regular season wins, only trailing Bowman, Quenneville, Arbour, and Ken Hitchcock. Ruff has also coached 120 career Stanley Cup Playoff games in the NHL, and his teams have posted a 66-54 record in the playoffs (.550 winning percentage).



Ruff began his head coaching career in the NHL with the Buffalo Sabres in 1997-98 and served as the team's Head Coach for parts of 15 seasons (1997-98 – 2012-13). He is the Sabres' all-time leader among head coaches in several categories, including games coached (1,165) and wins (571). After he helped the Sabres advance to the Eastern Conference Final in his first season as the team's head coach, he guided the Sabres to the Stanley Cup Final in his second season as Buffalo's Head Coach in 1998-99.

Ruff also helped the Sabres advance to the Eastern Conference Final in two consecutive seasons in 2005-06 and 2006-07. He was named the winner of the Jack Adams Award in 2005-06 for being the NHL head coach "adjudged to have contributed the most to his team's success" during the season. Ruff guided the Sabres to a 52-24-6 record during the 2005-06 season. He was also named a finalist for the Jack Adams Award in 2006-07, as he helped Buffalo win the Presidents' Trophy (for having the best regular season record in the NHL) for the first time in franchise history and establish a single-season franchise record with 53 wins.

Following his tenure in Buffalo, Ruff served as the Head Coach of the Dallas Stars for four seasons (2013-14 – 2016-17). He was selected as a finalist for the Jack Adams Award for the third time in 2015-16, as he guided the Stars to a 50-23-9 record and helped the team finish in first place in the Central Division and in the Western Conference during the regular season. Over Ruff's four-year tenure in Dallas, the Stars ranked second in the NHL – and led the Western Conference – in goals per game (2.97).

Prior to beginning his head coaching career in the NHL, Ruff served as an Assistant Coach with the Florida Panthers for four seasons (1993-94 – 1996-97). During his tenure with the Panthers, Ruff helped Florida advance to the Stanley Cup Final in 1995-96. The Warburg, Alberta, native has served as a member of Canada's coaching staff in several tournaments. Ruff helped Canada earn a silver medal while serving as the Head Coach at the 2009 IIHF World Championship and also served as Team Canada's Head Coach at the 2013 IIHF World Championship. In addition, Ruff earned a gold medal while serving as the Associate Coach for Team Canada at the 2010 Winter Olympics in Vancouver, British Columbia and the 2014 Winter Olympics in Sochi, Russia.

Ruff skated in 691 career NHL games over parts of 12 seasons in the league (1979-80 – 1990-91), registering 105 goals and 195 assists for 300 points, along with 1,264 penalty minutes. He played parts of three seasons with the Rangers (1988-89 – 1990-91) after he was acquired from Buffalo on March 7, 1989, and he recorded 15 points (three goals, 12 assists) in 83 career contests with the Blueshirts. Ruff was originally selected by Buffalo in the second round, 32nd overall, of the 1979 NHL Entry Draft.

Ruff and his wife, Gaye, have two sons, Brett and Brian, and two daughters, Eryn and Madeleine.



## DARRYL WILLIAMS

**Assistant Coach** | Darryl Williams begins his fourth season with the Rangers coaching staff after being named Assistant Coach on August 5, 2014. He joined the Rangers' bench after spending the previous six seasons as an Assistant Coach with the Vancouver Canucks. During Williams' tenure with the Canucks, the team reached the playoffs in five consecutive seasons (2008-09 – 2012-13), won the Presidents' Trophy in back-to-back seasons (2010-11 and 2011-12), and advanced to the Stanley Cup Final in 2010-11.



Prior to joining the Canucks, Williams was the Associate Coach, Video Coordinator, and Strength and Conditioning Coach for the St. John's Fog Devils of the Quebec Major Junior Hockey League (QMJHL) from 2005-06 – 2007-08. The Fog Devils reached the playoffs in each of Williams' three seasons with the team.

Williams has held numerous coaching roles in his career. He served as an Assistant Coach with the Cincinnati Mighty Ducks of the American Hockey League (AHL) and as a Head Coach with the Kansas City Outlaws of the United Hockey League (UHL).

Before joining the coaching ranks, Williams played 11 seasons of professional hockey. He skated in two games with the Los Angeles Kings during the 1992-93 season, making his NHL debut on March 2, 1993 vs. Calgary. Williams registered 126 goals and 157 assists for 283 points in 676 career games in the AHL and the International Hockey League (IHL).

Williams and his wife, Nancy, have a son, Ben, and a daughter, Sophia.

### BENOIT ALLAIRE

**Assistant Coach & Goaltending Coach** | Benoit Allaire begins his 14th season with the Rangers coaching staff after being named Assistant Coach and Goaltending Coach on July 15, 2004. Under the direction of Allaire, Rangers goaltender Henrik Lundqvist has achieved considerable success. Over his first 12 seasons with the Rangers, Lundqvist has established several franchise and league records, including franchise records for career appearances, wins, saves, and shutouts. Lundqvist is also the first goaltender in NHL history to record 30 or more wins in 11 of his first 12 seasons, including each of his first seven seasons, and he won the Vezina Trophy as the league's top goaltender in 2011-12. In addition, Lundqvist is one of three goaltenders in NHL history who have earned 30 or more wins in at least 11 different seasons, along with Martin Brodeur and Patrick Roy. In 2016-17, Lundqvist became the all-time leader in wins by a European-born goaltender in NHL history and earned his 400th career win in fewer appearances than any other goaltender in league history. Lundqvist enters the 2017-18 season ranked 10th on the NHL's all-time wins list.



Prior to joining the Rangers organization, Allaire spent seven seasons as the goaltending coach for the Phoenix Coyotes. He also served as the goaltending instructor for the Montreal Canadiens for one season in 1996-97. Allaire was the first to implement the hybrid style of goaltending, a combination of stand-up and butterfly, relying on quickness and reaction to the puck, while utilizing the butterfly technique in certain situations. Under the direction of Allaire, Coyotes goaltenders enjoyed tremendous improvement and success. Before joining the Coyotes organization in 1999, Sean Burke appeared in 536 NHL games and posted a 3.21 goals against average, a .895 save percentage, and 19 shutouts. While with Allaire, Burke showed noticeable improvement, appearing in 211 matches with Phoenix and recording a 2.39 goals against average, a .919 save percentage, and 15 shutouts. He was also nominated for both the Vezina and Lester B. Pearson trophies following the 2001-02 season and appeared in the NHL All-Star Game twice (2001, 2002). Additionally, Coyotes goaltender Brian Boucher established a new modern NHL record shutout streak from December 22, 2003 to January 11, 2004, going 332:01 without allowing a goal and recording five shutouts.

Stanley Cup-winning goaltender Nikolai Khabibulin also posted significantly improved statistics under the tutelage of Allaire. Prior to Allaire joining Phoenix, Khabibulin posted a 3.03 goals against average and a .906 save percentage with nine shutouts (1994-95 - 1996-97). In his two seasons with Allaire (1997-98, 1998-99), Khabibulin participated in the NHL All-Star Game in both campaigns, and shaved more than half a goal off his goals against average.

A native of St. Janvier, Quebec, Allaire served as a goaltending instructor for six seasons (1989-95) in the Quebec Major Junior Hockey League (QMJHL) with three different teams: Laval, Verdun and Granby. During his stay in the QMJHL, the goaltenders under Allaire's supervision won two President's Cups (QMJHL's championship) and played in two Memorial Cup Tournaments.

Allaire and his wife, Lyne Chalut, live in New York City.



## JERRY DINEEN

**Video Coach** | Jerry Dineen begins his 24th season with the New York Rangers. In his role as Video Coach, Dineen assists the coaching staff with analysis of game video and pre-scouting film. He provides video for the coaches during game intermissions detailing both the Rangers' and opponents' tactics to either exploit offensively or make corrections defensively. In addition, Dineen prepares information for pre-game and post-game meetings in coordination with the other coaches.



Under his guidance, the Rangers now utilize advancements in technology to record and archive all NHL games to track other players and teams for management. He also creates highlight and specialty video for the coaching staff and players.

In addition to his work with the Rangers, Dineen assisted the team's American Hockey League affiliate, the Hartford Wolf Pack, in 1999-00 to help them win the Calder Cup Championship.

Prior to coming to New York, Dineen skated in 86 career East Coast Hockey League games in two seasons with the Winston-Salem Thunderbirds and Raleigh Ice Caps, registering 14 goals and 23 assists for 37 points. The Seattle, Washington, native also played four years of college hockey at SUNY Plattsburgh of the ECAC-W before turning pro. He won the Division III NCAA Championship with the Cardinals during his freshman year.

Dineen comes from a rich hockey background. His father played in the NHL for the Detroit Red Wings and worked in various roles in professional hockey before retiring as a scout with the St. Louis Blues. His brother, Kevin, is an Assistant Coach with the Chicago Blackhawks and was part of Chicago's Stanley Cup-winning team in 2014-15. In addition, Kevin led Team Canada's Women's team to a gold medal at the 2014 Winter Olympics in Sochi, Russia as its head coach.

Dineen resides in Somers, NY with his wife, Sandy, three daughters, Ashley, Haley and Megan, and son, Daniel.

## SHAWN ROCHE

**Video Assistant** | Shawn Roche begins his second season with the Rangers coaching staff as the team's Video Assistant. Roche is responsible for assisting Video Coach Jerry Dineen and other members of the team's coaching staff and management with video breakdowns.



Prior to joining the Rangers, Roche spent two seasons as the Video Coordinator with the team's American Hockey League affiliate, the Hartford Wolf Pack. In his role with the Wolf Pack, he worked with the team's coaching staff to prepare video for pre-game meetings, as well as create game plans for upcoming contests.

Roche also served as the Video Coordinator for the Canisius College Hockey Program in Buffalo, New York for two years before joining the Wolf Pack. He earned a Bachelors Degree in Sports Management at Bowling Green State University, and he received a Master of Arts in Education at the University of Phoenix.



## MARK CIACCIO

**Skills Coach** | Mark Ciaccio enters his fifth season as the Rangers Skills Coach. In his role, Ciaccio is responsible for assisting in the development of players' skills, such as skating, shooting, and stick-handling. In addition, Ciaccio assists the Rangers' American Hockey League (AHL) affiliate, the Hartford Wolf Pack, as well as prospects in the Rangers organization. Prior to joining the Rangers, he served as the Skills Coach for the Phoenix Coyotes for 12 seasons (2001-13), and he worked with MODO in the Swedish Hockey League (SHL). Ciaccio is the owner of MC Hockey Skills, a power skating and skill training program that holds camps worldwide.





## GORDIE CLARK

**Director, Player Personnel** | Gordie Clark begins his 16th season with the Rangers and his 11th season as Director, Player Personnel, after being promoted to the post on July 23, 2007 ... In his role, Clark oversees all facets of both the team's professional and amateur scouting operations, including overseeing the NHL Entry Draft process ... He was instrumental in selecting current Rangers Marc Staal, Chris Kreider, J.T. Miller, Brady Skjei, and Pavel Buchnevich, as well as top prospects Lias Andersson, Filip Chytil, and Sean Day ... Before joining the Rangers,



Clark spent the previous six seasons with the New York Islanders, most recently as Assistant General Manager and Director of Player Personnel ... With the Islanders, he was responsible for overseeing the NHL Entry Draft process, selecting players such as Roberto Luongo ... Prior to working with the Islanders, he spent four seasons with the scouting department of the Boston Bruins, serving as director of scouting in his final two seasons ... He served as an assistant coach in Boston from 1989 to 1992 before joining the team's scouting department ... As a player, he was drafted by the Bruins in 1972 and played professional hockey for nine years in the American Hockey League (AHL) ... He also played college hockey at the University of New Hampshire, becoming the first two-time All-American in school history ... He is a member of the UNH Hall of Fame, and he was selected as one of the top 50 ECAC players for the league's 50th Anniversary ... Gordie and his wife, Carol, have two children: daughter, Ashley, married to Sean, son, Brendon, grandson, Corson Quinn, and granddaughter, Kennedy Quinn.

# HOCKEY OPERATIONS

## JED ORTMAYER

**Director of Player Development** | Enters his first season as Director of Player Development after rejoining the Rangers organization on June 14, 2017 ... In his role, he works with the hockey operations department, along with Adam Graves, overseeing the development of Rangers prospects, both on and off the ice ... He also works with Rangers prospects who have yet to begin their professional hockey careers, as well as players with the Rangers' American Hockey League affiliate, the Hartford Wolf Pack, to further enhance their progression ... Played 11 seasons of professional hockey during his career, including parts of eight seasons in the NHL (2003-04 – 2011-12) ... Skated in 345 career NHL games with the Rangers, Nashville, San Jose, and Minnesota, registering 22 goals and 31 assists for 53 points ... Was a finalist for the Bill Masterton Trophy in 2009-10, which is awarded annually to the NHL player who "best exemplifies the qualities of perseverance, sportsmanship, and dedication to hockey" ... Played three seasons with the Rangers (2003-04 – 2006-07) ... Was twice named the winner of the Steven McDonald Extra Effort Award (2003-04 and 2006-07), which is given annually to the Ranger who, as chosen by the fans, "goes above and beyond the call of duty" ... Played four seasons of collegiate hockey at the University of Michigan (1999-00 – 2002-03) and served as the team's captain for the final two seasons of his collegiate career ... Helped Michigan win the Central Collegiate Hockey Association (CCHA) Championship, and he was named the Most Valuable Player of the CCHA Tournament in his senior year ... Married – wife, Maggie; son, Dax; daughter, Tova.



## KEVIN MAXWELL

**Director of Professional Scouting** | Enters his 10th season with the Rangers and seventh as Director of Professional Scouting ... Previously served as a Professional Scout with the Rangers for three seasons ... In his expanded role, he oversees the club's professional scouting operations ... He joined the Rangers after serving as a Professional Scout with the Dallas Stars in 2006-07 and 2007-08, where he focused on both North America and Europe ... Prior to joining Dallas, he spent 10 seasons with the New York Islanders, serving as the team's Director of Professional Scouting during the final two years of his tenure after serving as a Professional Scout for the previous eight years ... Maxwell also served as Director of Player Personnel with the Hartford Whalers during the 1993-94 season ... A veteran of three NHL seasons with the Minnesota North Stars and the Colorado Rockies/New Jersey Devils franchise, Maxwell registered six goals and 15 assists for 21 points, along with 61 penalty minutes in 66 games ... The Edmonton, Alberta, native was originally drafted by the North Stars in the third round, 63rd overall, of the 1979 NHL Entry Draft ... Internationally, Maxwell represented Canada at the 1980 Winter Olympics in Lake Placid, New York ... Maxwell and his wife, Jennifer, have four children: daughter, Kendal, and sons, Tyler, Jackson, and Chase.





## MIKE BARNETT

**Senior Advisor to the President** | Begins his eighth full season with the Rangers, and his seventh season as Senior Advisor to the President ... In his role, Barnett works closely with Glen Sather ... Served as an Amateur Scout in 2013-14, where he was responsible for scouting amateur players and free agents in North America ... Before joining the Rangers, he spent six seasons as the General Manager, Senior Executive Vice President and Alternate Governor of the Phoenix Coyotes ... Prior to his stay in Phoenix, he served as President of International Management Group's (IMG) hockey division for 12 years, compiling a player list that included several high-profile players such as Wayne Gretzky, Brett Hull, Paul Coffey, Jaromir Jagr, Joe Thornton, Mats Sundin, and Sergei Fedorov ... Played two seasons of professional hockey with the Chicago Cougars and Houston Aeros of the World Hockey Association (WHA) from 1973-74 to 1974-75 following his junior hockey and collegiate careers ... Recognized for his creativity and resourcefulness in hockey, The Sporting News named Barnett to its annual list of the "Top 100 Most Powerful People in Sports" on seven occasions, The Hockey News has included him in their "People of Power and Influence" issue on several occasions, and Inside Hockey Magazine named Barnett as one of the "12 Men of Power and Influence in the NHL" ... Internationally, Barnett was named to Team Canada's management team for the 2006 World Hockey Championship in Riga, Latvia ... A St. Lawrence University and University of Calgary graduate, Mike has two sons, Jesse and J.T., and three daughters, Joey, Janie, and Jenna.



## DOUG RISEBROUGH

**Hockey Consultant** | Enters his ninth season with the Rangers after being named Hockey Consultant on October 1, 2009 ... In his role, Risebrough works closely with General Manager Jeff Gorton on player transactions and personnel decisions ... Risebrough also served as Assistant General Manager for Team Canada at the 2010 IIHF World Championship ... Prior to joining the Rangers, he spent 10 years with the Minnesota Wild, the last seven of which were as President of Minnesota Sports and Entertainment (MSE) ... Was the Wild's first Executive Vice President and General Manager, residing in that position for four years before ascending to the role of President ... During his tenure with the Wild, he was responsible for all business aspects of MSE, including the Houston Aeros of the American Hockey League (AHL), the Wild's minor league affiliate ... He was also responsible for overseeing the hockey operations department and making decisions relating to player transactions, player personnel, coaching staff, scouting department, and minor league personnel ... Prior to his stay in Minnesota, Doug served as the Vice President of Hockey Operations for the Edmonton Oilers from 1996 to 1999 ... After retiring as a player, Risebrough served two seasons as an Assistant Coach with the Calgary Flames, helping Calgary win the Presidents' Trophy in two consecutive seasons (1987-88 and 1988-89), as well as the Stanley Cup in 1988-89, his fifth Stanley Cup championship as a player or coach ... Risebrough was named Calgary's Assistant General Manager before the 1989-90 season, and he ascended to Head Coach the following season ... Was named the second General Manager in Flames' history following the 1990-91 season ... Served as the General Manager and Head Coach of the Flames for part of the 1991-92 season, before relinquishing his head coaching duties and continuing as General Manager ... As a player, he was selected by the Montreal Canadiens in the first round, seventh overall, of the 1974 NHL Amateur Draft... Helped lead the Canadiens to four consecutive Stanley Cups from 1975-76 - 1978-79 ... In 740 career NHL games, Risebrough tallied 185 goals and 286 assists for 471 points ... He and his wife, Marilyn, have two daughters, Lindsay and Allison, and reside in Edina, Minnesota.





# HOCKEY OPERATIONS

## BRIAN LEETCH

**Hockey Operations Advisor** | Enters his first season as a Hockey Operations Advisor ... Registered 247 goals and 781 assists for 1,028 points in 1,205 career NHL games ... Played parts of 17 seasons with the Rangers (1987-88 – 2003-04), recording 240 goals and 741 assists for 981 points in 1,129 games ... Established franchise records in numerous categories, including career assists, single-season assists (80; 1991-92), and career goals, assists, and points by a defenseman ... Ranks second on the franchise's all-time games played and points lists ... Skated in 82 career Stanley Cup Playoff games with the Rangers, registering 28 goals and 61 assists for 89 points, and he is the franchise's all-time leader in playoff assists and playoff points ... Registered 11 goals and 23 assists for 34 points, along with a plus-19 rating in 23 playoff games in 1994 to help the Rangers win the Stanley Cup ... Was named the winner of the Conn Smythe Trophy as the Most Valuable Player of the Stanley Cup Playoffs in 1994, becoming the first American-born player, as well as the first player who was not Canadian-born, to receive the award ... An 11-time NHL All-Star, he received numerous awards and honors throughout his career, winning the Calder Trophy as the NHL's Rookie of the Year in 1988-89 and the Norris Trophy as the NHL's Best Defenseman twice (1991-92 and 1996-97) ... Represented the United States in the Winter Olympics three times (1988, 1998, and 2002), and he earned a silver medal in 2002 ... Helped the United States win the 1996 World Cup of Hockey, and served as the captain of the team ... Was named the 23rd captain in Rangers history on October 3, 1997 ... Was inducted into the Hockey Hall of Fame in 2009 and the U.S. Hockey Hall of Fame in 2008 ... In 2017, was named one of the NHL's 100 Greatest Players ... Received the Lester Patrick Trophy in recognition of his contributions and outstanding service to hockey in the United States in 2007 ... Became the fifth player in Rangers history to have his number retired when his No. 2 jersey was retired by the organization on January 24, 2008 ... Married: wife, Mary Beth; sons, Jack and Sean; daughter, Riley.



## BRAD RICHARDS

**Hockey Operations Advisor** | Begins his first season as a Hockey Operations Advisor ... Rejoins the Rangers organization in a front office role after completing his NHL career as a player in 2015-16 ... Played 15 seasons in the NHL with Tampa Bay, Dallas, the Rangers, Chicago, and Detroit, registering 298 goals and 634 assists for 932 points in 1,126 career games ... Tallied 105 points (37 goals and 68 assists) in 146 career Stanley Cup Playoff contests ... His teams posted an 8-0 record in Game 7 of a playoff series when he was in the lineup; is tied for the most wins in Game 7 of a playoff series in NHL history ... Won the Stanley Cup twice in his career (2003-04 with Tampa Bay and 2014-15 with Chicago) and won the Conn Smythe Trophy as the Most Valuable Player in the Stanley Cup Playoffs in 2004 ... Recorded 26 points (12 goals, 14 assists) in 23 games with Tampa Bay in the 2004 Stanley Cup Playoffs, and he led all skaters in points, game-winning goals (seven), power play goals (seven), and power play points (12) during the playoffs; his seven game-winning goals in the 2004 Stanley Cup Playoffs are the most any player has tallied in one playoff year in NHL history ... Received the Lady Byng Trophy during the 2003-04 season for being the NHL player who "best combines sportsmanship, gentlemanly conduct, and ability" ... Played three seasons with the Rangers (2011-12 – 2013-14), tallying 56 goals and 95 assists for 151 points in 210 games ... Tied a single-season franchise record – and established a career-high – by registering nine game-winning goals in 2011-12 ... Skated in 55 Stanley Cup Playoff games during his tenure with the Rangers, registering 12 goals and 16 assists for 28 points ... Helped the Rangers advance to the Stanley Cup Playoffs and win at least one playoff series in each of his three seasons with the team, and he also helped the Blueshirts advance to the Stanley Cup Final in 2014 ... Helped Canada win the 2004 World Cup of Hockey and he earned a bronze medal while representing Canada at the 2000 IIHF World Junior Championship ... Registered a team-high, four points (two goals, two assists) in six games while representing Canada at the 2006 Winter Olympics ... Married: wife, Rechelle; son, Luca; daughter, Abigail.





## JOHN ROSASCO

**Senior Vice President, Public Relations & Player Recruitment** | Enters his 30th

season with the Rangers and fifth as Senior Vice President, Public Relations & Player Recruitment, after being promoted to the post on September 23, 2013 ... In his role, Rosasco is responsible for all aspects of the communications activities of the organization, all content and management of the Rangers digital and social media platforms, as well as for the oversight and implementation of all aspects of the team's player recruitment efforts ... Serves as team spokesperson and oversees all media relations functions for the team, including team announcements, traditional team coverage, team publications and photography, and proactive public relations initiatives to non-traditional media outlets ... Oversees the development and execution of public relations strategies that elevate the Rangers brand both locally and nationally, heighten player awareness and visibility, and support marketing and community relations initiatives ... In addition, Rosasco is responsible for all aspects of the team's NHL player recruitment process, including assisting in the research and evaluation of prospective free agents for the hockey operations staff and team management ... Helps develop and manage all communications materials to be used during the recruitment process ... Is a member of the Rangers' alumni board ... Over his tenure with the Rangers, which began in 1987, Rosasco has served several roles in the public relations department, including as a Statistician, Public Relations Manager, and Assistant Director of Public Relations ... Has overseen the team's public relations department for the last 21 years since being named Public Relations Director in 1996, and was promoted to Vice President in 1998 ... He is the longest serving head of the Rangers' public relations/publicity department in franchise history ... His role was expanded in 2007 to include all aspects of the team's player recruitment efforts after being named Vice President, Public Relations & Player Recruitment ... Was the Guest of Honor at The John Vanbiesbrouck Pro-Am to benefit the Alan T Brown Foundation in August of 2014 ... Works closely with the board of Taylor's Hope Foundation to raise funds for Histiocytosis awareness and research.



## JIM SULLIVAN

**Director, Player Care & Development/Analytics & Hockey Technology** | Begins

his fourth season as Director, Player Care & Development/Analytics & Hockey Technology ... Works directly with General Manager Jeff Gorton to provide reporting and analysis of player progress, skill building plans, and improvement metrics ... Under Sullivan's guidance, the Rangers are expanding their use of analytics; the team utilizes a software platform to import tracking data, statistics, and salary information in order to assist in player valuation and analysis ... Originally joined the Rangers organization in 2009 as a video analyst, and was promoted to Director of Hockey Technology after two seasons ... In his role as Director of Hockey Technology, he researched and implemented solutions in accordance with the Rangers' organizational strategy ... Resides in Westchester, New York with his wife, Melissa, daughter, Madeline, and son, James.



# SCOUTING STAFF

## NICKOLAI BOBROV

### DIRECTOR OF EUROPEAN SCOUTING

Begins his third season with the Rangers as the Director of European Scouting after joining the organization on August 13, 2015 ... Responsible for covering all European territories ... Prior to joining the Rangers, served as the North American representative for SKA St. Petersburg in the Kontinental Hockey League (KHL) for three seasons (2011-12 – 2013-14) ... Assisted Slava Fetisov in his role as the Chairman of the Board of Directors of the KHL from 2009-2012 ... Joined the KHL after spending three seasons as a Professional Scout with the Los Angeles Kings (2006-2009) ... Prior to joining the Kings, spent seven seasons with the Boston Bruins (1999-2006), including the final five seasons as Director of European Scouting ... Was instrumental in the Bruins' decision to draft David Krejci and Vladimir Sobotka ... Began working for the Bruins as the team's Video Coach for two seasons (1999-2001) ... Prior to joining the Bruins, played four years of collegiate hockey at Middlebury College (1995-1999), where he captured four straight NCAA Division III Championships ... Registered 105 points (41 goals, 64 assists) in 105 games with Middlebury during his collegiate career ... Served as the team's captain during his senior year ... In addition to hockey, served as the Special Advisor on Foreign Policy and Public Diplomacy to Slava Fetisov in the Federal Council of the Russian Federation (2009-2012) ... Married: wife, Kara; son, Alexander; daughter, Maya.



## MIKKO ELORANTA

### EUROPEAN SCOUT

Begins his second season with the Rangers as a European Scout ... Is primarily responsible for covering leagues in Finland ... Played parts of four NHL seasons with the Boston Bruins and Los Angeles Kings (1999-00 – 2002-03), registering 32 goals and 44 assists for 76 points, along with 186 penalty minutes in 264 games ... Established career-highs with 12 goals and 23 points as a member of the Bruins during the 2000-01 season ... Represented Finland in several tournaments throughout his career, earning a silver medal at the IIHF World Championship in two consecutive years (1998 and 1999) and finishing as the runner-up in the 2004 World Cup of Hockey ... Tallied two goals in four games while representing Finland at the 2002 Winter Olympics in Salt Lake City, Utah ... Married: wife, Mirva; sons, Samuel and Mikael; daughters, Jasmin and Emilia.



## JAN GAJDOSIK

### EUROPEAN SCOUT

Begins his 18th season as a full-time European Scout with the Rangers after spending seven seasons as a part-time scout ... Responsible for covering Sweden, Finland, Russia, Czech Republic, and Slovakia territories ... Instrumental in the Rangers' decision to select European players such as Henrik Lundqvist in the NHL Entry Draft ... Native of Trencin, Slovakia began his scouting career in 1993 ... A former goaltender, Gajdosik was forced to retire from hockey at the age of 16 because of an injury ... Makes his home in Trencin, a hockey town which has produced NHL players such as Zdeno Chara, Marian Hossa, Marian Gaborik, Zigmund Palffy, and Pavol Demitra ... Married: wife, Beata; sons: Martin and Stefan; daughter, Maria Ines.





## OTO HASCAK

### EUROPEAN SCOUT

Begins his eighth season as a European Scout with the Rangers ... Previously spent four seasons as a Professional Scout with the Los Angeles Kings ... Responsible for covering European amateurs as well as professional Czech Republic and Slovakian territories ... Prior to his tenure in Los Angeles, Hascak spent three years as an Amateur Scout with the Boston Bruins, and was instrumental in bringing in top young players David Krejci and Vladimir Sobotka ... Born in Martin, Slovakia, Hascak served 12 seasons with Dukla Trencin, beginning as player (1983-1990) and team captain, and later as General Manager (1999-2002) ... The team has produced top NHL players such as Marian Gaborik, Zdeno Chara, Marian Hossa, Marcel Hossa, and Pavol Demitra ... As a player, Hascak appeared in 140 games for the Czechoslovakian national team and 90 games for Team Slovakia ... Is a three-time Olympian, having represented Czechoslovakia in 1988 and his native Slovakia in the 1994 and 1998 Winter Olympic Games ... Married: wife, Jana; daughter, Nicola; son, Marek.



## PATRIC KJELLBERG

### EUROPEAN SCOUT

Begins his first season with the Rangers as a European Scout ... In his role, he is primarily responsible for scouting amateur players in Sweden, as well as covering various tournaments ... Played parts of six seasons in the NHL with Montreal, Nashville, and Anaheim, registering 160 points (64 goals, 96 assists) in 364 career games ... Posted back-to-back 40-point seasons with Nashville in 1999-00 and 2000-01, and skated in 10 playoff games while helping Anaheim advance to the Stanley Cup Final in 2002-03 ... A native of Trelleborg, Sweden, represented his country in the Winter Olympics on three occasions (1992, 1994, 1998), and helped Sweden earn a gold medal in 1994 ... Also helped Sweden earn a gold medal at the World Championship twice (1992 and 1998) ... Played nine seasons in the top professional league in Sweden; led the league in goals in 1997-98 ... Married: wife, Asa; sons, Simon and Joel.



## VLADIMIR LUTCHENKO

### EUROPEAN SCOUT

Begins his 14th season with the Rangers as a European Scout ... Responsible for scouting the Russian leagues ... Played 15 years (1966-1981) with the USSR League ... Is an 11-time Champion with CSKA Moscow, becoming one of the finest defensemen in Soviet Hockey history ... Captured two Olympic gold medals (1972 and 1976) ... Skated in the Super Series USSR vs. Canada in 1972 and 1974 ... Captured six gold medals at the World Championships ... Married: wife, Natella; daughters, Ekaterina and Olga.



## SCOUTING STAFF

### LARRY BERNARD

#### AMATEUR SCOUT

Begins his 10th season with the Rangers as an Amateur Scout ... Primarily responsible for scouting amateur talent in the United States ... Previously spent five seasons with the Tampa Bay Lightning organization, and served as an Amateur Scout with Tampa Bay beginning in 2003 prior to joining the Rangers ... Native of Prince George, British Columbia, he was selected by the Rangers in the eighth round, 154th overall, of the 1985 NHL Entry Draft ... Appeared in 69 games in the AHL over two seasons with the Moncton Hawks, registering 14 goals and 18 assists for 32 points, along with 95 penalty minutes ... Also appeared in 21 ECHL games with the Knoxville Cherokees, recording 12 goals and 17 assists for 29 points, along with 41 penalty minutes ... Following his playing career, served five seasons as an Assistant Coach with the Surrey Eagles of the BCJHL, as well as with Prince George and Prince Albert of the WHL and Sarnia of the OHL ... Married: wife, Tami; daughter, Taylor; son, Kyle.



### RICH BROWN

#### AMATEUR SCOUT

Begins his 17th season as a full-time scout with the Rangers ... Responsible for scouting the Ontario Hockey League, along with other North American junior leagues and Europe ... Prior to joining the Rangers, Brown served as the Associate General Manager/Head Coach of the Sarnia Sting of the Ontario Hockey League (OHL) for two seasons ... Spent three seasons as an Assistant Coach with the St. John's Maple Leafs of the American Hockey League (AHL) from 1996-1999 ... Also served as an Assistant Coach for Canada's National Under-18 Team, which captured the gold medal at the 2000 Four Nations Cup ... Married: wife, Kandie-Rae; daughter, Emma; sons, Ryan and Owen.



### BRENDON CLARK

#### AMATEUR SCOUT

Begins his eighth season with the Rangers as an Amateur Scout ... Responsible for scouting junior, college, prep and high schools in New England area ... Prior to joining the Rangers, spent three years coaching top midget level hockey with the East Coast Selects Program ... Native of Reading, Massachusetts, Clark skated with Merrimack College of Hockey East for four seasons ... Following college, Clark played one season in the United Hockey League (UHL).







## DANIEL DORE

### AMATEUR SCOUT

Begins his 11th season with the Rangers as an Amateur Scout after spending 11 seasons with the Boston Bruins organization ... Primarily responsible for scouting amateur talent in the North American and European territories ... A native of Ferme-Neuve, Quebec, he was selected in the first round, fifth overall, of the 1988 NHL Entry Draft by the Quebec Nordiques ... The former right winger played 17 games in the NHL over two seasons with the Nordiques, collecting two goals and three assists, along with 59 penalty minutes ... Also appeared in 144 games for the Halifax Citadels and Hershey Bears of the American Hockey League (AHL), registering 23 goals and 21 assists, along with 376 penalty minutes ... Married: wife, Teresa Tomas; daughter, Claudia; son, Paul.



## ERIC DOYLE

### AMATEUR SCOUT

Begins his second season with the Rangers as an Amateur Scout ... Is responsible for scouting the Western Hockey League (WHL), along with other junior leagues in Western Canada and the Northwest United States ... Joined the Rangers after spending the previous five seasons (2011-12 – 2015-16) with the Portland Winterhawks of the WHL; served as a Scout with the Winterhawks during his first three years with the team (2011-12 – 2013-14) before becoming Portland's Director of Player Personnel prior to the start of the 2014-15 season ... The Winterhawks posted a 237-98-14-11 record during his tenure with the team (wins-losses-overtime losses-shootout losses) in 360 games and won the WHL Championship in 2012-13 ... Played five seasons in the WHL with the Everett Silvertips, Swift Current Broncos, and the Winterhawks (2005-06 – 2009-10), registering 37 goals and 141 assists for 178 points in 303 career games ... Played in 12 ECHL games with the Ontario Reign in 2010-11, tallying six points (one goal, five assists).



## KIM GELLERT

### AMATEUR SCOUT

Begins his third season with the Rangers as an Amateur Scout ... Is responsible for evaluating talent in junior leagues in the Pacific Northwest such as the Western Hockey League (WHL) and the British Columbia Hockey League (BCHL) ... Has also served as Skills Coach with the Kelowna Rockets of the WHL for the last 11 seasons and helped the team win the WHL Championship in 2008-09 and 2014-15, making it to the Memorial Cup final in both seasons ... Prior to joining the Rangers, was a member of the Buffalo Sabres organization for nine seasons, spending the final three seasons of his tenure with the Sabres as a full-time Amateur Scout after working on a part-time basis for six seasons ... Served as the head coach for Milan in Italy for five seasons (1985-86 – 1986-87; 1993-94 – 1995-96) and played 16 seasons of professional hockey in Italy (1976-77 – 1991-92) winning two National Championships and six scoring titles ... Also played three seasons of collegiate hockey at Lake Superior State University ... Married: wife, Helene Mayr; son, Alex; daughter, Michela.



# SCOUTING STAFF

## JAMIE HERRINGTON

### AMATEUR SCOUT

Begins his second season with the Rangers as an Amateur Scout ... In his role, is primarily responsible for scouting amateur players and free agents in the NCAA ... Prior to joining the Rangers, served two seasons as a scout with the U.S. National Team Development Program (2014-15 and 2015-16) and two seasons as a Graduate Assistant with Castleton State College (2009-10 and 2010-11) ... Played professional hockey for parts of seven seasons in the ECHL and CHL, as well as leagues in France and Italy ... Played four seasons of collegiate hockey at Dartmouth College and served as the team's captain in his junior and senior year ... Married: wife, Brie; daughter, Brenna; son, Calvin.



## PETER STEPHAN

### AMATEUR SCOUT

Begins his 16th full season with the Rangers and seventh consecutive season as an Amateur Scout ... Responsible for scouting the Ontario Hockey League (OHL), along with other North American junior leagues ... Previously served six seasons as a Professional Scout with the Rangers after spending three seasons as Vice President of Hockey Administration and Scouting ... Began his tenure in New York as an Amateur Scout for the organization in 2001-02 ... Prior to joining the Rangers, spent three years with the Edmonton Oilers as Director of Hockey Administration/Legal Counsel from 1998-2000, handling all legal matters relating to the hockey club, including player contracts, Collective Bargaining Agreement issues, arbitration hearings and general operational contracts ... Married: wife, Debbie; son, Kyle; daughters, Kendall and Kara.





## STEVE EMINGER

### PROFESSIONAL SCOUT

Begins his first season as a Professional Scout with the Rangers after rejoining the organization on June 14, 2017 ... Rejoins the Rangers organization after playing 14 seasons of professional hockey, including parts of 10 seasons in the NHL (2002-03 – 2012-13) ... Is responsible for covering professional games in the NHL, as well as minor league games at the professional level throughout the United States and Canada ... Skated in 488 career NHL games with the Rangers, Washington, Philadelphia, Tampa Bay, Florida, and Anaheim, registering 19 goals and 80 assists for 99 points, along with 359 penalty minutes ... Played in 142 games with the Rangers over three seasons (2010-11 – 2012-13), recording 14 points (four goals, 10 assists), along with a plus-four rating and 58 penalty minutes ... Helped the Rangers advance to the playoffs in every season during his tenure in New York and finish in first place in the Atlantic Division and the Eastern Conference during the regular season in 2011-12 ... Won the Calder Cup in his final season of professional hockey in 2015-16 with Lake Erie ... Married – wife, Lindsay; son, Cole.



## RICK KEHOE

### PROFESSIONAL SCOUT

Begins his 12th season as a Professional Scout with the Rangers ... Joined the Rangers after spending the previous 32 years with the Pittsburgh Penguins organization as a player, assistant coach, head coach and professional scout ... In his two seasons as head coach for the Penguins (2001-02 – 2002-03), Kehoe compiled a 55-81-14-10 record ... Was an Assistant Coach for the Penguins on their 1991 and 1992 Stanley Cup Champion teams ... A veteran of 14 NHL seasons, Kehoe appeared in 906 games with the Toronto Maple Leafs and Penguins, registering 371 goals and 396 assists for 767 points ... Won the Lady Byng Trophy for sportsmanship in 1980-81 and was selected to play in the NHL All-Star Game in 1981 and 1983 before retiring in 1985 ... Ranks among the top five in Penguins history in several categories, including games played and points ... Native of Windsor, Ontario, Kehoe is a charter member of the Penguins Hall of Fame, a member of the Western Pennsylvania Sports Hall of Fame, and a member of the Windsor/Essex County Sports Hall of Fame ... Married: wife, Peg; daughter, Karrie.



## SCOUTING STAFF

### GILLES LEGER

#### PROFESSIONAL SCOUT

Begins his 18th season as a Professional Scout with the Rangers ... Responsible for covering select teams in the NHL and minor leagues in the United States and Canada ... Joined the Rangers staff after serving three years as a Professional Scout with the Edmonton Oilers (1997-2000), as well as President of Gilles Leger Consultants, Inc., a private sports consulting organization ... Played an integral role in trades the Oilers made to acquire players such as Bill Guerin, Roman Hamrlik and Janne Niinimaa ... Held various positions within the Quebec Nordiques organization from 1979 to 1995 ... In addition to his extensive NHL experience, Gilles held various management positions with the WHA's Birmingham Bulls and Toronto Toros ... Married: wife, Bess; daughter, Kim; son, Michael.



### JUSTIN SATHER

#### PROFESSIONAL SCOUT

Begins his seventh season with the Rangers as a Professional Scout ... Responsible for covering select teams in the NHL and minor leagues in the United States and Canada ... Resides in Calgary, Alberta.



## **JIM RAMSAY**

### **HEAD ATHLETIC TRAINER AND DIRECTOR OF SPORTS MEDICINE**

Begins his 24th season with the Rangers and his second as the team's Head Athletic Trainer and Director of Sports Medicine ... Served as the Rangers' Head Athletic Trainer for 22 seasons prior to adding the role of Director of Sports Medicine ... Spent five seasons with the Winnipeg Jets prior to joining the Rangers ... Served as the Head Athletic Trainer for the gold medal-winning Team Canada at the 2014 Winter Olympics, the 2010 Winter Olympics, and the 2002 Winter Olympics, as well as the 2006 Winter Olympics ... Was the Athletic Trainer for the Canadian Team that won the 2004 World Cup ... Was a part of the training staff for the Canadian team that won silver at the 2005 World Championship in Austria and served as part of the training staff for the Western Conference team at the 1994 NHL All-Star Game held at MSG ... Graduated with honors in Athletic Therapy from the University of Manitoba, and earned his Master's of Science from California University of Pennsylvania ... Married: wife, Anita; sons, Mason and Chase; daughter, Sloane.



## **SEAN MURDOCH**

### **ASSISTANT ATHLETIC TRAINER**

Begins his third season with the Rangers as the team's Assistant Athletic Trainer ... Previously spent three seasons with the Dubuque Fighting Saints of the United States Hockey League (USHL) as the team's Athletic Trainer (2013-2015) ... Also served as a Graduate Assistant, Athletic Trainer, with the University of Minnesota's Baseball Team from 2011-2013 ... Graduated from Michigan State University in 2011 with a Bachelor of Science degree in Athletic Training, and received a Master of Education degree in Applied Kinesiology-Exercise Science from the University of Minnesota in 2013 ... Is a native of West Michigan and resides in New York City.





### JOHN GODFREY

#### MASSAGE THERAPIST

Enters his first season with the Rangers as Massage Therapist ... Prior to joining the Rangers, served as the Massage Therapist for the American Hockey League's Binghamton Senators from 2008 – 2017 ... Was a member of Binghamton's Calder Cup Championship team in 2010-II ... Is a graduate of the Finger Lakes School of Massage in Ithaca, New York ... Grew up in Midland Park, New Jersey ... Enjoys living a healthy lifestyle, meditating, hiking, and being in nature ... He and his wife, Theresa, have three dogs, Daisy, Mugsy, and Petey.



### BRUCE LIFRIERI

#### MASSAGE THERAPIST

Begins his 25th season as a full-time member of the Rangers training staff ... Worked with the club on a part-time basis from 1986-87 to 1992-93 ... Served as Massage Therapist for the United States Men's silver medal-winning Olympic Team at the 2010 Winter Olympic Games in Vancouver, British Columbia ... Worked the 1994 NHL All-Star Game at Madison Square Garden ... Served as Massage Therapist for Team USA at the 2004 World Championships and 2006 Winter Olympics in Torino, Italy ... Attended Westchester Community College, Pace University and the Dr. Victor Scherer Academy of Physiotherapy ... Is a lifelong resident of Westchester County and spends the summer months in Montauk.



## REG GRANT

### STRENGTH AND CONDITIONING COACH

Begins his 16th season with the Rangers as Strength and Conditioning Coach ... Responsible for the off-ice conditioning of the hockey club, coordinating his efforts with Head Athletic Trainer and Director of Sports Medicine Jim Ramsay ... Joined the Rangers after being the Head Strength and Conditioning Coach and Assistant Athletic Therapist at Concordia University in Montreal ... Has been a member of the Certification Committee for the Canadian Athletic Therapists Association since 1998 ... Is a member of National Strength and Conditioning Association ... Co-developed The Hockey Conference in 1999 and 2000, a three-day conference on specific conditioning for hockey with delegates from the United States, Canada, and Europe ... Married: wife, Natalie; daughters, Ellison, Ava, and McKenna.



## PETE DRAOVITCH

### ASSISTANT STRENGTH AND CONDITIONING COACH


Begins his fourth season with the Rangers as Assistant Strength and Conditioning Coach ... Responsible for providing assistance to Strength and Conditioning Coach Reg Grant regarding strength and conditioning program development and execution ... Also assists Head Athletic Trainer and Director of Sports Medicine Jim Ramsay with rehab programs for injured players when the Rangers are on the road ... In addition to his work with the Rangers, he works as a Clinical Supervisor in the Sports Rehabilitation Department at the Hospital for Special Surgery ... Has worked with athletes from the NHL, NFL, NBA, MLB, and the PGA Tour ... Earned his Athletic Training Degree from the University of Delaware and earned his Master's Degree in Physical Therapy at the University of Miami ... Married: wife, Debra; daughter, Victoria Morgan.



## ADAM VIRGILE

### PERFORMANCE ANALYST

Begins his fifth season with the Rangers and his third season as the team's Performance Analyst ... Had previously served as the team's Assistant Strength and Conditioning Coach ... Responsible for managing the collection, analysis, visualization, and interpretation of physiology and ice hockey performance-related data ... Joined the Rangers in September 2013 after graduating from the University of Vermont with a BSc in Exercise and Movement Science (with a minor in Nutrition and Food Sciences) ... Is a Certified Strength and Conditioning Specialist (CSCS) by the National Strength and Conditioning Association (NSCA) ... At the University of Vermont, Virgile worked with the Athletic Performance Department and trained various NCAA Division I teams, including Men's Basketball, Women's Ice Hockey, and Men's and Women's Soccer ... Resides in Dobbs Ferry, New York.



# BEN PRENTISS

## STRENGTH AND CONDITIONING CONSULTANT

Begins his first season as the Rangers Strength and Conditioning Consultant ... In his role, he helps develop and execute training programs for Rangers players and prospects, both on the ice and off the ice ... Is the founder of Prentiss Hockey Performance (PHP), and he has worked with professional and Olympic hockey players for two decades ... Has trained several of the NHL's top current and former players since he opened PHP, including Martin St. Louis, Brad Richards, and Chris Kreider ... Is among a select group of trainers who have earned "Level 5 certification", as he has trained a medalist at the international level ... Has also served as the Director of Hockey Performance for Boston University's hockey program ... Married: wife, Ashley.



# DANIEL HEDIN

## STRENGTH AND CONDITIONING CONSULTANT - EUROPE

Begins his 18th season as the Rangers Strength and Conditioning Consultant – Europe ... Works closely with Rangers Strength and Conditioning Coach Reg Grant to develop comprehensive training methods and regimens for all Rangers players ... Specifically focuses on monitoring the progress and work habits of Rangers prospects playing in Europe ... Joined the Rangers after working as a personal trainer for eight years ... Is a licensed Personal Trainer working in Sweden and Monaco ... Is certified by the Scandinavian Academy of Fitness Education ... Developed the personal training manual for S.A.T.S. in Stockholm, Sweden ... Strength and Conditioning trainer for ATP Tennis players in Monaco.



### ACACIO MARQUES

#### EQUIPMENT MANAGER

Begins his 18th season as Equipment Manager ... Spent four seasons as an Assistant Equipment Manager for the Rangers before being promoted to Equipment Manager ... Oversees all equipment ordering, inventory, and repair issues, along with general operational matters at the Rangers practice facility ... Joined the team in 1997 after assisting the club on a part-time basis since 1993 ... A native of New York, Marques received a Bachelors degree of Business Administration from Iona College in 1990 ... Prior to working with the Rangers, Marques operated a pro shop in Rye, NY ... Hobbies include boating and golf ... Resides in Harrison, NY ... Married: wife, Vera; son, Nicholas; daughter, Natalie.



### BILLY SOUTHARD

#### ASSISTANT EQUIPMENT MANAGER

Begins his fourth season as the team's Assistant Equipment Manager ... In his role, Southard works with Equipment Manager Acacio Marques and helps in handling of all team equipment matters ... Prior to starting his current role, served as the Rangers' Special Assistant to the Equipment Manager for 12 years ... Worked with the New York Police Department as a detective in Bronx Narcotics before joining the Rangers ... Played and coached for the NYPD Hockey Team for 28 years ... Married: wife, Eileen; daughters, Allie and Emma.



## MEDICAL STAFF

### DR. LISA CALLAHAN

#### CHIEF MEDICAL OFFICER & SENIOR VICE PRESIDENT OF PLAYER CARE

Begins her fourth season with the Rangers as the Chief Medical Officer & Senior Vice President of Player Care, MSG Sports after being promoted to the post in July 2014 ... Oversees the medical staffs of the Rangers and the team's AHL affiliate, the Hartford Wolf Pack, as well as the NBA's New York Knicks and the NBA Development League's Westchester Knicks ... Has been named one of the city's Best Doctors in New York magazine's annual Best Doctors issue ... Has also appeared on Castle Connelly's list of the Best Sports Doctors in the metropolitan area and Who's Who in American Medicine ... Named NBA Team Physician of the Year in Spring of 2014 ... Founding director of the Primary Care Sports Medicine Fellowship Program at the Hospital for Special Surgery ... Has previously served as a team physician for the NFL's New York Giants, the WUSA's New York Power, and at Stanford University and San Jose State University ... Also serves as associate professor of clinical medicine at the Weill Medical College of Cornell University ... Has completed two terms on the board of directors of the American Medical Society for Sports Medicine ... Married: husband, Mark.



### DR. BRYAN KELLY

#### HEAD TEAM PHYSICIAN

Begins his fourth season with the Rangers as Head Team Physician ... Has a faculty appointment at Weill Cornell Medical College and a medical staff appointment at Hospital for Special Surgery ... Has served as the Associate Team Physician for the New York Giants for the last 14 years ... Works with the MLS' New York Red Bulls and several collegiate teams in the tri-state area ... Received his medical degree from Duke University Medical School ... Completed a two-year fellowship at Hospital for Special Surgery, specializing in Sports Medicine and Shoulder Surgery, as well as a fellowship in Hip Sports Injuries and Arthroscopy at the University of Pittsburgh Medical Center, Center for Sports Medicine ... Has received numerous awards, including the Excellence in Research Award from the American Orthopaedic Society for Sports Medicine in 2011 ... Married: wife, Lois; sons, Conor, Jack, and Bryan; daughter, Emma.



### DR. RYAN LINGOR

#### TEAM PHYSICIAN

Begins his first season with the Rangers as Team Physician ... Serves as an Attending Physician and the Medical Director at the Same Day Sports Clinic at Hospital for Special Surgery ... Is also a faculty member of the Weill Cornell Medical College ... Has served as a Consultant and Assistant Team Physician with the New York Jets for the past four years ... Also served as the Head Athletic Trainer for the Hamburg Sea Devils of NFL Europe in 2006, and completed athletic training internships with the Miami Dolphins and New England Patriots ... Earned his medical degree from the Loyola University Chicago Stritch School of Medicine and completed a Sports Medicine Fellowship at the University of Notre Dame ... Started playing hockey at four years old with his brother in South Dakota.





## **ERIKA WHITMAN**

### **TEAMS SPORTS DIETITIAN**

Begins her third season with the Rangers as Teams Sports Dietitian ... Prior to joining the Rangers, served as a performance dietitian for the Department of Defense in the National Capital region ... Served as the Director of Sports Nutrition at the University of Notre Dame for six years ... Prior to joining the University of Notre Dame, worked in sports nutrition at the University of Florida and Pennsylvania State University ... Received her degree in dietetics from the University of Delaware and completed her internship at the Mayo Clinic in Jacksonville, Florida.



## **TEAM DENTISTS**

### **DR. DONALD SALOMON**

Begins his 33rd season with the Rangers as Team Dentist ... Earned a Doctorate in Medical Dentistry from the University of Pennsylvania ... Completed post-graduate studies at the Pankey Institute and at the Institute of Advanced Dental Studies ... Has given a range of lectures on cosmetic dentistry ... Serves as President of the Academy of Sports Team Dentists ... A member of the American Dental Association, Ninth District Dental Society, and Scarsdale Dental Society ... Married: wife, Fran; daughters, Taylor and Morgan.



### **DR. JOSEPH V. ESPOSITO**

Begins his 16th season with the Rangers as Assistant Team Dentist ... Earned a Doctorate of Dental Surgery from New York University College of Dentistry ... Completed post-graduate studies with The Seattle Institute for Advanced Dental Education ... Has served as President of the Scarsdale Dental Society ... A member of the Academy of Sports Team Dentists, American Dental Association, Ninth District Dental Society, Academy of Cosmetic Dentistry, and the Academy of General Dentistry ... Lives in Garden City, New York ... Married: wife, Jeannie; son, Joseph; daughter, Kate.





## ROD GILBERT

### **Director, Special Projects and Community Relations Representative** | One

of the all-time greats in franchise history, Rod Gilbert is now in his 29th season with the Rangers in an off-ice role, currently serving as Director, Special Projects and Community Relations Representative. Gilbert rejoined the club on August 1, 1989 to administer the growth and development of the New York Rangers Alumni Association, as well as assist in many areas of community and sponsor relations. He also serves as a goodwill ambassador for Madison Square Garden and lends his support to the Garden of Dreams Foundation through appearances, media interviews, and visiting with children from Garden of Dreams' charity partners during special games at the Garden.



An integral part of the New York sports scene for years, Gilbert has made countless appearances on behalf of the team in order to help raise funds and generate awareness for various charitable groups throughout the Tri-State area.

Born on July 1, 1941, Gilbert won the hearts of New York fans while becoming an NHL legend over parts of 18 seasons, all as a Ranger, from 1960-61 to 1977-78. During his career, Gilbert established or matched 20 team scoring records, and at the time of his retirement in 1977, he was second only to Gordie Howe in points by a right winger in NHL history. He was inducted into the Hockey Hall of Fame in 1982.

The Montreal, Quebec, native finished his NHL career with 406 goals and 615 assists for 1,021 points in 1,065 NHL games, along with 34 goals and 33 assists in 79 playoff matches. He ranks first on the Rangers' all-time goals and points lists, and he is the only Blueshirt to tally at least 400 career goals or at least 1,000 career points.

Playing with Jean Ratelle and Vic Hadfield on the 'GAG Line' (goal-a-game), Gilbert established career-highs with 43 goals and 97 points and earned First Team All-Star honors in 1971-72. Over the course of his career, he appeared in eight NHL All-Star Games and was voted a Second Team All-Star in 1967-68.

In 1976, Gilbert received the Bill Masterton Trophy, which is awarded annually to the player who "best exemplifies the qualities of perseverance, sportsmanship and dedication to hockey." The award was a fitting tribute to the courage and spirit of Gilbert, recognizing the hard work and determination that helped him overcome major back surgery early in his career, including two follow-up spinal fusion operations, to establish himself as one of hockey's all-time greats.

In September 2007, the National Hockey League Alumni Association honored Gilbert with the 2007 Man of the Year Award.

Gilbert is immortalized in New York hockey history, as his #7 was raised to the Garden rafters on October 14, 1979. He and his wife, Judy, reside in Manhattan and serve on the board of the Ronald McDonald House.



## ADAM GRAVES

**Hockey and Business Operations** | One of the most popular players in franchise history, Adam Graves returned to the Rangers organization on July 19, 2005 in a dual role that uses his myriad of abilities in both the on-ice and off-ice areas of the organization. In this capacity, Graves works with the club's hockey personnel to advance the development of key Rangers prospects, while also assisting in the development and execution of the organization's many community outreach programs, as well as marketing and sponsorship initiatives.



Graves plays an integral role in strengthening the bond between the team and its fans while developing future Blueshirt loyalists. He is involved in a variety of youth hockey and season subscription events, and he is instrumental in supporting the efforts of the Garden of Dreams Foundation through appearances, media interviews, and participation in the fulfillment of fundraising auction experiences.

With a keen eye for talent, Graves has become an essential member of the hockey operations department. His ability to lend support and direction, both on and off the ice, has benefited many key prospects within the Rangers system. He is also involved in free agency signings and the NHL Draft with the Rangers, as well as the development of players with the Hartford Wolf Pack.

Extremely active in the community both during and after his playing career, Graves was recognized by the NHL when he received the King Clancy Memorial Trophy in 1994. The award is presented annually to the NHL player who "best exemplifies leadership qualities on and off the ice and has made a noteworthy humanitarian contribution in his community." In 2000, he was honored with the NHL Player Foundation Award, recognizing the NHL player who "applies the core values of hockey - commitment, perseverance and teamwork - to enrich the lives of people in his community." Graves also received the Bill Masterton Trophy in 2001, an award given annually by the Professional Hockey Writers Association (PHWA) to the NHL player who "best exemplifies the qualities of perseverance, sportsmanship and dedication to hockey."

During his 10-year playing career with the Rangers, Graves worked tirelessly in the greater metropolitan area with various charitable organizations, including Family Dynamics, Toys for Tots, Muscular Dystrophy Association, Dime Hometown Heroes, and Big Brothers/Big Sisters. As a result of his extensive civic efforts, Graves was also recognized with honors from countless organizations and publications, including USA Weekend's "Most Caring Athlete" Award, Sports Illustrated for Kids' "Good Sport" Award, and 'The Sporting News' "Good Guy" Award.

As a Ranger, Graves registered 280 goals and 227 assists for 507 points in 772 games. He ranks third on the Rangers' all-time goals list, and he ranks 10th on the franchise's all-time games played list and all-time points list. He established a Rangers single-season record for most goals scored with 52 during the 1993-94 campaign, breaking Vic Hadfield's 22-year old club record of 50. His record stood for 12 years until Jaromir Jagr scored 54 goals in 2005-06. A two-time Stanley Cup champion, capturing titles with the Edmonton Oilers in 1989-90 and the Rangers in 1993-94, Graves represented the Blueshirts at the 1994 NHL All-Star Game and was selected as an NHL Second Team All-Star in 1993-94.

In addition, Graves received numerous Rangers team awards during his career, including: Most Valuable Player (92-93, 93-94); Player's Player Award (91-92, 92-93, 94-95, 98-99); Ceil Sidel Memorial Award (94-95, 95-96, 96-97, 97-98, 98-99, 99-00, 00-01); Steven McDonald Extra Effort Award (91-92, 92-93, 93-94, 98-99, 99-00); John Halligan Good Guy Award (92-93); Frank Boucher Trophy (93-94); and Crumb Bum Award (1993).

A native of Toronto, Ontario, Graves signed with New York as a free agent on September 3, 1991. He was originally drafted by the Detroit Red Wings in the second round, 22nd overall, of the 1986 NHL Entry Draft. Over his 16-year NHL career, the left winger played in 1,152 career games with the Red Wings, Oilers, Rangers, and San Jose Sharks, registering 329 goals and 287 assists for 616 points.

Graves joined a select group of New York hockey immortals when his No. 9 was raised to the Garden rafters on February 3, 2009. He and his wife, Violet, have three children: daughters, Madison and Montana, and son, Logan.

# RANGERS STAFF



## EXECUTIVE MANAGEMENT

**JORDAN SOLOMON**  
Executive Vice President,  
MSG Sports



## EXECUTIVE MANAGEMENT

**JAMAAL LESANE**  
Senior Vice President,  
Legal & Business Affairs,  
Team & Sports Operations



## EXECUTIVE MANAGEMENT

**JOHN MASTER**  
Senior Vice President,  
Legal & Business Affairs,  
Sports Operations



## EXECUTIVE MANAGEMENT

**JEANINE MCGRORY**  
Senior Vice President,  
Finance



## EXECUTIVE MANAGEMENT

**MARK PIAZZA**  
Senior Vice President,  
Sports Team Operations




## EXECUTIVE MANAGEMENT

**MARC SCHOENFELD**  
Deputy General Counsel  
& Senior Vice President,  
Legal and Business Affairs,  
Team Operations



## HOCKEY CLUB PERSONNEL

**ALEX CASE**  
Director,  
MSG Training Center Operations



## HOCKEY CLUB PERSONNEL

**TIM WEBB**  
Special Assistant to the  
Equipment Staff



## SPORTS TEAM OPERATIONS

**JASON VOGEL**  
Vice President,  
Sports Team Operations



## SPORTS TEAM OPERATIONS

**BRIAN WENDTH**  
Director,  
Sports Team Operations



## SPORTS TEAM OPERATIONS

**SHARON TOLEDO**  
Director,  
MSG Sports Travel



## SPORTS TEAM OPERATIONS

**CAROLINE NOTARO**  
Manager,  
Sports Team Operations



## SPORTS TEAM OPERATIONS

**MARY CLARE CONDON**  
Coordinator,  
Sports Team Operations



## HOCKEY OPERATIONS

**VICTOR SALJANIN**  
Director,  
Scouting Information



## HOCKEY OPERATIONS

**KATIE CONDON**  
Director,  
Hockey Administration



## BUILDING OPERATIONS

**MIGUEL VAZQUEZ**  
Vice President,  
Building Operations,  
MSG Training Center



## BUILDING OPERATIONS

**KEVIN DEEGAN**  
Event Supervisor,  
MSG Training Center



## BUILDING OPERATIONS

**STEVEN KAMINSKI**  
Manager,  
Building Operations,  
MSG Training Center



## BUILDING OPERATIONS

**JENNIFER LAGRIPPIO**  
Coordinator,  
Building Operations,  
MSG Training Center



## COMMUNICATIONS

**RYAN WATSON**  
Vice President,  
Communications,  
MSG Sports



#### COMMUNICATIONS

**RYAN NISSAN**  
Director,  
Public Relations




#### COMMUNICATIONS

**LINDSAY HAYES**  
Manager,  
Public Relations



#### COMMUNICATIONS

**MALLORY KWITTER**  
Manager,  
Communications,  
MSG Sports



#### COMMUNICATIONS

**MICHAEL RAPPAPOORT**  
Coordinator,  
Public Relations



#### BUSINESS OPERATIONS

**RICK NADEAU**  
Vice President,  
MSG Sports Youth Programs,  
& Rangers Community and  
Alumni Relations



#### BUSINESS OPERATIONS

**DAVID MARTELLA**  
Director,  
Community Programs



#### BUSINESS OPERATIONS

**OMAR QUREISHI**  
Director,  
Business Operations, NY Rangers,  
& Business Intelligence,  
MSG Sports



#### BUSINESS OPERATIONS

**MIKE FASULO**  
Manager,  
Youth Programs



#### BUSINESS OPERATIONS

**FELICIA GANTHER**  
Manager,  
Business Operations



#### BUSINESS OPERATIONS

**MADDIE PEAKE**  
Coordinator,  
Fan Development and Engagement



#### BUSINESS OPERATIONS

**MICHAEL ALI**  
Coordinator,  
Alumni Relations



#### MARKETING

**JEANIE BAUMGARTNER**  
Vice President,  
Marketing Strategy



#### MARKETING

**ADAM SKOLLAR**  
Director,  
Digital



#### MARKETING

**GREER O'KEEFE**  
Manager,  
Marketing



#### MARKETING

**LISA HAYWARD**  
Manager,  
Website Production & Analytics



#### MARKETING

**MATT CALAMIA**  
Manager,  
Digital Content



#### MARKETING

**AMANDA BORGES**  
Digital Content Producer



#### MARKETING

**ROBERT WINSTON**  
Coordinator,  
Marketing



#### MARKETING

**JOANEY KAGALINGAN**  
Senior Design Director



#### EVENT PRESENTATION

**MARC BAUMAN**  
Senior Vice President  
& Executive Producer

# RANGERS STAFF



## EVENT PRESENTATION

**GREG KWIZAK**  
Vice President,  
Event Presentation



## EVENT PRESENTATION

**RAY CASTOLDI**  
Music Director,  
Event Presentation



## EVENT PRESENTATION

**JUSTIN CASSERLY**  
Director,  
Event Presentation



## EVENT PRESENTATION

**CORY GERSHON**  
Manager,  
Video Production



## EVENT PRESENTATION

**AMANDA LIBROT**  
Coordinator,  
Event Presentation



## MSG PHOTO SERVICES

**GEORGE KALINSKY**  
Official Photographer  
of Madison Square Garden



## MSG PHOTO SERVICES

**REBECCA TAYLOR**  
Vice President,  
MSG Photo Services



## MSG PHOTO SERVICES

**CARLY BOYLE**  
Editor,  
MSG Photo Services



## MSG PHOTO SERVICES

**ZACHARY LANE**  
Manager,  
MSG Photo Services



## MSG PHOTO SERVICES

**TAYLOR WILDER**  
Coordinator,  
MSG Photo Services



## FINANCE

**VICKI MAUSETH**  
Director,  
Finance



## FINANCE

**ANGELA DELLAFORTUNA**  
Accounting Manager



## FINANCE

**SARAH SOBEK**  
Accounting Manager



## FINANCE

**MICHAEL VOGEL**  
Manager,  
Finance



## FINANCE

**AMANDA REMY**  
Staff Accountant



## LEGAL & BUSINESS AFFAIRS

**RIANA POSITANO**  
Senior Counsel,  
Legal & Business Affairs,  
Sports Operations



## LEGAL & BUSINESS AFFAIRS

**GREGORY LULLO**  
Counsel,  
Legal & Business Affairs,  
Sports Operations



## LEGAL & BUSINESS AFFAIRS

**KIMBERLIE LASALLE**  
Director,  
Legal & Business Affairs,  
Sports Operations



## LEGAL & BUSINESS AFFAIRS

**MARIA ROUBOS**  
Senior Administrative Assistant



## PEOPLE PRACTICES

**EMILY BONFANTI**  
Director,  
People Practices





**PEOPLE PRACTICES**

**MICHELLE NODIFF**  
Director,  
People Practices



**PEOPLE PRACTICES**

**MATTHEW RESNICK**  
Manager,  
People Acquisition



**PEOPLE PRACTICES**

**SCOTT LAINE**  
People Practices Specialist



**TICKET SALES, SERVICE,  
RETENTION & OPERATIONS**

**MARC JACKSON**  
Vice President,  
Season Membership Sales



**TICKET SALES, SERVICE,  
RETENTION & OPERATIONS**

**CHRISTIE LANDI**  
Vice President,  
Sports & Entertainment Group  
Sales & Service



**TICKET SALES, SERVICE,  
RETENTION & OPERATIONS**

**ALAN LATKOVIC**  
Vice President,  
Service & Retention



**TICKET SALES, SERVICE,  
RETENTION & OPERATIONS**

**CURRAN RACLIN JR.**  
Vice President,  
Sales Operations & Analytics



**TICKET SALES, SERVICE,  
RETENTION & OPERATIONS**

**MATTHEW SCHULMAN**  
Director,  
Group Sales



**TICKET SALES, SERVICE,  
RETENTION & OPERATIONS**

**BRENDAN LONG**  
Director,  
New Business



**TICKET SALES, SERVICE,  
RETENTION & OPERATIONS**

**TYSON CHRISTENSEN**  
Director,  
Service & Retention



**TICKET SALES, SERVICE,  
RETENTION & OPERATIONS**

**GERMAN MONTERO**  
Manager,  
New Business



**TICKET SALES, SERVICE,  
RETENTION & OPERATIONS**

**DEIA NASSAR**  
Manager,  
Sales Process



**TICKET SALES, SERVICE,  
RETENTION & OPERATIONS**

**LEO PARSONS**  
Manager,  
Sales Process



**TICKET SALES, SERVICE,  
RETENTION & OPERATIONS**

**DAROLYN PIERCE**  
Coordinator,  
CRM



**TICKET SALES, SERVICE,  
RETENTION & OPERATIONS**

**NICOLE MELFI**  
Premium Experience Specialist




**TICKET SALES, SERVICE,  
RETENTION & OPERATIONS**

**BORIS BEREZA**  
Client Relationship Specialist



**TICKET SALES, SERVICE,  
RETENTION & OPERATIONS**

**CAROLINE DUNN**  
Client Relationship Specialist




**TICKET SALES, SERVICE,  
RETENTION & OPERATIONS**

**ROBERT ELMAN**  
Client Relationship Specialist



**TICKET SALES, SERVICE,  
RETENTION & OPERATIONS**

**KELSEY FINGER**  
Client Relationship Specialist



**TICKET SALES, SERVICE,  
RETENTION & OPERATIONS**

**BRYAN FRIED**  
Client Relationship Specialist



# RANGERS STAFF



**TICKET SALES, SERVICE,  
RETENTION & OPERATIONS**

**STEPHEN GRAF**  
Client Relationship Specialist



**TICKET SALES, SERVICE,  
RETENTION & OPERATIONS**

**AUSTIN SCHERLING**  
Client Relationship Specialist



**TICKET SALES, SERVICE,  
RETENTION & OPERATIONS**

**ADAM SQUINTO**  
Client Relationship Specialist



**TICKET SALES, SERVICE,  
RETENTION & OPERATIONS**

**KIERSTEN TADDEO**  
Client Relationship Specialist



**TICKET SALES, SERVICE,  
RETENTION & OPERATIONS**

**SARI BRANDWINE**  
Senior Account Executive



**TICKET SALES, SERVICE,  
RETENTION & OPERATIONS**

**JESSICA AFRIYIE**  
Account Executive,  
Season Subscriptions



**TICKET SALES, SERVICE,  
RETENTION & OPERATIONS**

**MATTHEW COHN**  
Account Executive,  
Season Subscriptions



**TICKET SALES, SERVICE,  
RETENTION & OPERATIONS**

**TIMOTHY DUNKEL**  
Account Executive,  
Season Subscriptions



**TICKET SALES, SERVICE,  
RETENTION & OPERATIONS**

**ANDREW FARCO**  
Account Executive,  
Season Subscriptions



**TICKET SALES, SERVICE,  
RETENTION & OPERATIONS**

**KYLE GEORGE**  
Account Executive,  
Season Subscriptions



**TICKET SALES, SERVICE,  
RETENTION & OPERATIONS**

**DYLAN GLICKSTERN**  
Account Executive,  
Season Subscriptions



**TICKET SALES, SERVICE,  
RETENTION & OPERATIONS**

**THOMAS KILKENNY**  
Account Executive,  
Season Subscriptions




**TICKET SALES, SERVICE,  
RETENTION & OPERATIONS**

**THOMAS PADULA**  
Account Executive,  
Season Subscriptions



**TICKET SALES, SERVICE,  
RETENTION & OPERATIONS**

**ERIC PODBIELSKI**  
Account Executive,  
Season Subscriptions



**TICKET SALES, SERVICE,  
RETENTION & OPERATIONS**

**MICHAEL PROSKA**  
Account Executive,  
Season Subscriptions



**TICKET SALES, SERVICE,  
RETENTION & OPERATIONS**

**JEFF REZACH**  
Account Executive,  
Season Subscriptions



**TICKET SALES, SERVICE,  
RETENTION & OPERATIONS**

**CHRIS TEDESCO**  
Account Executive,  
Season Subscriptions



**TICKET SALES, SERVICE,  
RETENTION & OPERATIONS**

**ALEXIS KALCHBRENNER**  
Senior Manager,  
Sales Operations



**TICKET SALES, SERVICE,  
RETENTION & OPERATIONS**

**MICHAEL RUCKER**  
Manager,  
Ticket Sales Operations



**TICKET SALES, SERVICE,  
RETENTION & OPERATIONS**

**EMILY ASHKEN**  
Coordinator,  
Sales Operations



**TICKET SALES, SERVICE,  
RETENTION & OPERATIONS**

**MARK BUENSUCESO**  
Coordinator,  
Sales Operations



**TICKET SALES, SERVICE,  
RETENTION & OPERATIONS**

**ILIANA VALOR**  
Coordinator,  
Sales Operations



**TICKET SALES, SERVICE,  
RETENTION & OPERATIONS**

**MIKE KITLAS**  
Account Executive,  
Group Sales




**TICKET SALES, SERVICE,  
RETENTION & OPERATIONS**

**CARA CHERNOW**  
Group Sales Specialist



**TICKET SALES, SERVICE,  
RETENTION & OPERATIONS**

**EVAN DOYLE**  
Group Sales Specialist



**TICKET SALES, SERVICE,  
RETENTION & OPERATIONS**

**KYLE HEIDEN**  
Group Sales Specialist




**TICKET SALES, SERVICE,  
RETENTION & OPERATIONS**

**TIMOTHY HOLDER**  
Group Sales Specialist




**TICKET SALES, SERVICE,  
RETENTION & OPERATIONS**

**ELI KAUFMAN**  
Group Sales Specialist



**TICKET SALES, SERVICE,  
RETENTION & OPERATIONS**

**NICHOLAS PALUMBO**  
Group Sales Specialist



**TICKET SALES, SERVICE,  
RETENTION & OPERATIONS**

**COLE SCHLESINGER**  
Group Sales Specialist



**TICKET SALES, SERVICE,  
RETENTION & OPERATIONS**

**BRITANI EATON**  
Sales Representative



**TICKET SALES, SERVICE,  
RETENTION & OPERATIONS**

**ALEXANDRA GILLIGAN**  
Sales Representative



**TICKET SALES, SERVICE,  
RETENTION & OPERATIONS**

**JAMAL HARRIS**  
Sales Representative



**TICKET SALES, SERVICE,  
RETENTION & OPERATIONS**

**ERIC JOHNSON**  
Sales Representative



**TICKET SALES, SERVICE,  
RETENTION & OPERATIONS**

**LINDSEY LERG**  
Sales Representative




**TICKET SALES, SERVICE,  
RETENTION & OPERATIONS**

**DEMI MCENTEE**  
Sales Representative



**TICKET SALES, SERVICE,  
RETENTION & OPERATIONS**

**MAX RABUSE**  
Sales Representative




**TICKET SALES, SERVICE,  
RETENTION & OPERATIONS**

**ELI ROUSSO**  
Sales Representative



**TICKET SALES, SERVICE,  
RETENTION & OPERATIONS**

**ANTHONY SANTIAGO**  
Sales Representative



**TICKET SALES, SERVICE,  
RETENTION & OPERATIONS**

**DAN SCHULMAN**  
Sales Representative

# RANGERS STAFF



**TICKET SALES, SERVICE,  
RETENTION & OPERATIONS**

**BRANDON SCHULTZ**  
Sales Representative



**TICKET SALES, SERVICE,  
RETENTION & OPERATIONS**

**THOMAS TRIGLIA**  
Sales Representative



**TICKET SALES, SERVICE,  
RETENTION & OPERATIONS**

**BO WINSOR**  
Sales Representative



**TICKET SALES, SERVICE,  
RETENTION & OPERATIONS**

**ERIC HANDLER**  
Manager,  
Revenue Planning & Operations



**TICKET SALES, SERVICE,  
RETENTION & OPERATIONS**

**LORI WICKHAM**  
Executive Administrative Assistant



**PREMIUM  
HOSPITALITY**

**ROBERT SULLIVAN**  
Senior Vice President,  
Premium Hospitality  
Sales & Service



**PREMIUM  
HOSPITALITY**

**DASHAWNDA BROWN**  
Vice President,  
Suites Service



**PREMIUM  
HOSPITALITY**

**SCOTT MCGINN**  
Vice President,  
Premium Hospitality Sales



**PREMIUM  
HOSPITALITY**

**DAN ASIP**  
Director,  
Premium Account Service



**PREMIUM  
HOSPITALITY**

**RYAN ENGLAND**  
Director,  
Premium Hospitality Sales



**PREMIUM  
HOSPITALITY**

**MELINDA C. SMITH**  
Senior Manager,  
Premium Hospitality Service



**PREMIUM  
HOSPITALITY**

**ALEXANDRA ALDRICH**  
Manager,  
Premium Hospitality Sales



**PREMIUM  
HOSPITALITY**

**KEVIN BECKER**  
Manager,  
Premium Hospitality Sales



**PREMIUM  
HOSPITALITY**

**PHIL VALENTE**  
Manager,  
Premium Hospitality Sales



**PREMIUM  
HOSPITALITY**

**CAROLINE CROZIER**  
Premium Account Manager



**PREMIUM  
HOSPITALITY**

**MICHAEL MURRAY**  
Premium Account Manager



**PREMIUM  
HOSPITALITY**

**RACHEL NELSON**  
Premium Account Manager



**PREMIUM  
HOSPITALITY**

**KATIE PALEN**  
Premium Account Manager



**PREMIUM  
HOSPITALITY**

**JORDAN SCHWARTZ**  
Premium Account Manager



**PREMIUM  
HOSPITALITY**

**CHELSEA WHITE**  
Premium Account Manager



**PREMIUM  
HOSPITALITY**

**JENNIFER COOK**  
Operations Coordinator



**PREMIUM  
HOSPITALITY**

**LACEY NOWELL**  
Operations Coordinator



**PREMIUM  
HOSPITALITY**

**ALLISON PERRETTI**  
SNR Operations Coordinator



**MARKETING  
PARTNERSHIPS**

**JUSTIN JOHNSON**  
Senior Vice President,  
Account Management



**MARKETING  
PARTNERSHIPS**

**LISA AULEBACH**  
Vice President,  
Entertainment Strategy  
& Partnership Engagement



**MARKETING  
PARTNERSHIPS**

**TOM CERASOLI**  
Vice President,  
Account Planning



**MARKETING  
PARTNERSHIPS**

**KRISTOFOR ELVGREN**  
Vice President,  
Account Planning



**MARKETING  
PARTNERSHIPS**

**ANDREW KARSON**  
Vice President,  
Digital Activation & Strategy



**MARKETING  
PARTNERSHIPS**

**ANDREW BERKOWITZ**  
Director,  
Account Planning



**MARKETING  
PARTNERSHIPS**

**DAVID DILELLO**  
Director,  
Account Planning



**MARKETING  
PARTNERSHIPS**

**CATIE FENZEL**  
Director,  
Account Planning



**MARKETING  
PARTNERSHIPS**

**DYLAN KRAMER**  
Director,  
Account Planning



**MARKETING  
PARTNERSHIPS**

**BRYAN MIRANDA**  
Director,  
Account Planning



**MARKETING  
PARTNERSHIPS**

**MIKE VERNA**  
Director,  
Account Activation



**MARKETING  
PARTNERSHIPS**

**NATASHA NAJEMIAN**  
Director,  
Partnership Activation  
& Development



**MARKETING  
PARTNERSHIPS**

**DAVID ROTHSTEIN**  
Director,  
Digital Activation  
& Development



**MARKETING  
PARTNERSHIPS**

**STEVEN OLWELL**  
Senior Manager,  
Account Planning



**MARKETING  
PARTNERSHIPS**

**DON GREGORY**  
Senior Manager,  
Account Activation



**MARKETING  
PARTNERSHIPS**

**MARKIE COHEN**  
Manager,  
Account Planning



**MARKETING  
PARTNERSHIPS**

**KEVIN DELLEDDONNE**  
Manager,  
Account Planning




# RANGERS STAFF



## MARKETING PARTNERSHIPS

**SYDNEY DI MAGGIO**  
Manager,  
Account Planning



## MARKETING PARTNERSHIPS

**JOSEPH MONTE**  
Manager,  
Account Planning



## MARKETING PARTNERSHIPS

**STEPHEN SMYTH**  
Manager,  
Account Planning




## MARKETING PARTNERSHIPS

**KATTY VILLAPANDO**  
Manager,  
Account Planning



## MARKETING PARTNERSHIPS

**ZACH LAZARE**  
Manager,  
Account Activation



## MARKETING PARTNERSHIPS

**JIMMY BRENNAN**  
Coordinator,  
Account Activation



## MARKETING PARTNERSHIPS

**MATTHEW HEINEMAN**  
Coordinator,  
Account Activation



## MARKETING PARTNERSHIPS

**MEGAN FRY**  
Coordinator,  
Account Management




## MARKETING PARTNERSHIPS

**EVAN FRANKEL**  
Senior Vice President,  
Business Solutions



## MARKETING PARTNERSHIPS

**BRANDEN TEMPLETON**  
Vice President,  
Business Solutions



## MARKETING PARTNERSHIPS

**CLAIRE KAIDO**  
Manager,  
Business Solutions



## MARKETING PARTNERSHIPS

**KATRINA SCHAEFER**  
Manager,  
Business Solutions



## MARKETING PARTNERSHIPS

**ALISON ROUSOS**  
Design Director,  
Business Solutions



## MARKETING PARTNERSHIPS

**ZULY BELTRE**  
Senior Vice President,  
Business Solutions



## MARKETING PARTNERSHIPS

**MOHAMMAD CHOWDHURY**  
Junior Designer,  
Business Solutions



## MARKETING PARTNERSHIPS

**SAMANTHA STORY**  
Junior Designer,  
Business Solutions



## MARKETING PARTNERSHIPS

**MIKE LEHR**  
Senior Vice President,  
Team Sales



## MARKETING PARTNERSHIPS

**DAVE DECINA**  
Vice President,  
Team Sales



## MARKETING PARTNERSHIPS

**BILL SMITH**  
Vice President,  
Team Sales



## MARKETING PARTNERSHIPS

**JOSEPH GRIPPO**  
Director,  
Team Sales



**MARKETING  
PARTNERSHIPS**

**KATE PRATT**

Director,  
Team Sales



**MARKETING  
PARTNERSHIPS**

**NICHOLAS SIZER**

Director,  
Team Sales & MSG Signage



**MARKETING  
PARTNERSHIPS**

**RYAN BYORS**

Manager,  
Team Sales



**MARKETING  
PARTNERSHIPS**

**RYAN NOWACK**

Manager,  
Team Sales



**MARKETING  
PARTNERSHIPS**

**TESSA LESTER**

Coordinator,  
Team Sales



**MARKETING  
PARTNERSHIPS**

**QUINCY MCKEAN**

Coordinator,  
Team Sales






THE



PLAYERS



# PAVEL BUCHNEVICH

RIGHT WING

89

HEIGHT 6'2" WEIGHT 191 SHOOTS LEFT BORN APR 17, 1995 BIRTHPLACE CHEREPOVETS, RUSSIA

**CAREER HIGHLIGHTS: 2016-17:** Ranked eighth among NHL rookies (min. 20 games played) in P/60 (2.21) and tied for ninth in A/60 (1.32) ... Registered his first career NHL assist/point and recorded three shots on goal while making his NHL debut on Oct. 13 vs. NYI ... Tallied a point in eight consecutive games in which he played from Nov. 5 at BOS to Jan. 19 at TOR (missed 26 games due to injury from Nov. 13 – Jan. 4) ... Posted a four-game goal/point streak from Nov. 5 at BOS to Nov. 12 at CGY (four goals, two assists over the span); became the first Rangers rookie to post a four-game goal streak since Derek Stepan in 2010-II ... Registered his first career NHL goal, which was a power play goal, and led the Rangers with five shots on goal on Nov. 5 at BOS ... Posted his first multi-assist/point game in the NHL on Nov. 8 vs. VAN, tallying three points (one goal, two assists) in the contest ... Posted a four-game point streak from Jan. 13 vs. TOR to Jan. 19 at TOR (two goals, four assists), including a three-game assist streak from Jan. 13 vs. TOR to Jan. 17 vs. DAL ... Tallied three points (one goal, two assists) on Jan. 17 vs. DAL; became the first Ranger to register at least 13 points in his first 13 career NHL games since Don Maloney (Feb. 14 – Mar. 10, 1979) ... Notched an assist on Feb. 7 vs. ANA ... Posted a plus-two rating on Feb. 11 vs. COL ... Tallied the first goal of the game and posted a plus-one rating on Mar. 2 at BOS ... Recorded an empty-net goal and posted a plus-one rating in 14:53 of ice time on Mar. 7 at FLA ... Notched an assist, tied for the game-high with four shots on goal, and posted a plus-one rating in 13:27 of ice time on Mar. 12 at DET ... Recorded an assist and posted a plus-one rating in two consecutive games on Mar. 18 at MIN and Mar. 21 at NJD ... Tallied an assist and posted a plus-one rating in five playoff contests ... Registered three shots on goal while making his NHL playoff debut in Game 4 of the First Round vs. MTL on Apr. 18 ... Notched a power play assist, which was his first career NHL playoff assist/point, in Game 1 of the Second Round at OTT on Apr. 27.



**AHL CAREER: 2016-17:** Registered five points (three goals, two assists), 10 shots on goal, and

a plus-two rating in four games with Hartford ... Tallied his first career AHL goal/point while making his AHL debut on Jan. 6 vs. Lehigh Valley ... Notched an assist and posted a plus-two rating on Jan. 11 at Rochester ... Registered three points (two goals, one assist), including the game-winning goal in overtime, and recorded five shots on goal on Mar. 1 vs. Springfield.

**EUROPEAN CAREER: 2015-16:** Established KHL career-highs in games played (58), goals (16), assists (21), points (37), game-winning goals (three), power play goals (four), and average ice time (16:10) ... Ranked third in assists, ranked fourth in points, and tied for seventh in goals among KHL players younger than 24 years old ... Registered 29 points (12 goals, 17 assists) in 40 games with Severstal ... Tallied a point in 11 games over a 13-game span from Sept. 13 against Metallurg Mg to Oct. 17 against Admiral (five goals, eight assists) ...

Recorded his first career KHL hat trick on Nov. 19 against Medvescak ... Notched three points (two goals, one assist) and recorded 11 shots on goal in 23:40 of ice time on Nov. 26 against Admiral ... Made his debut with SKA on Dec. 24 against Metallurg Mg ... Notched three points (one goal, two assists) in the playoffs. **2014-15:** Established KHL career-highs in even strength goals (13) and plus/minus rating (plus-eight) ... Tallied 30 points (13 goals, 17 assists) in 48 KHL games; recorded the second-most assists, the third-most points, and tied for the third-most goals in one season by a KHL player 20 years old or younger in league history ... Tied for second in game-winning goals (two) and even strength goals (13), ranked third in goals, assists, points, and shots on goal (113), and ranked fifth in plus/minus rating ... Selected as KHL Player of the Week for the week ending on Sept. 21, as he posted three consecutive multi-point games during the week (four goals, two assists) ... Registered 20 points (eight goals, 12 assists) in 11 playoff games with Almaz in the Russian Junior League (MHL) ... Tied for the MHL lead in game-winning goals (three), tied for second in assists and points, and tied for third



in goals in the playoffs. **2013-14:** Registered 18 points (seven goals, 11 assists) in 40 games with Severstal ... Tallied two power play goals, including the game-winning goal, on Sept. 16 vs. Dinamo Mn ... Recorded three points (two goals, one assist) and posted a plus-three rating on Nov. 23 against Atlant ... Notched two points (one goal, one assist) in six games with Severstal at the Nadezhda Cup tournament ... Recorded two assists in two regular season games with Almaz (MHL) ... Tallied nine points (four goals, five assists) in seven MHL playoff games; tied for third on Almaz in points during the playoffs. **2012-13:** Made his KHL debut on Sept. 6 against Ak Bars ... Tallied his first career KHL assist/point on Sept. 22 against Amur ... Registered his first career KHL goal on Feb. 17 against Neftekhimik ... Skated in six KHL playoff games ... Tallied 23 points (eight goals, 15 assists) in 24 MHL games with Almaz ... Recorded five points (one goal, four assists) in three MHL playoff contests. **2011-12:** Established MHL career-highs in games played (45), goals (15), assists (29), points (44), and plus/minus rating (plus-15) ... Led Almaz in assists and game-winning goals (six), tied for second in points and power play goals (seven), ranked third in shots on goal (148), and ranked fourth in goals ... Registered seven points (four goals, three assists) in 10 MHL playoff games.

**INTERNATIONAL CAREER: 2015:** Registered six points (one goal, five assists) in seven games while helping Russia earn a silver medal

at the 2015 IIHF World Junior Championship ... Led Russia in assists and tied for the team lead in points in the tournament. **2014:** Recorded seven points (two goals, five assists) and posted a plus-three rating in seven games while helping Russia earn a bronze medal at the 2014 IIHF World Junior Championship ... Tied for the team lead in assists and tied for second on the team in points in the tournament. **2013:** Tallied 11 points (five goals, six assists) and posted a plus-four rating in seven games while representing Russia at the 2013 IIHF U18 World Championship ... Tied for first among all skaters in assists and tied for second among all skaters in goals and points in the tournament. **2012:** Registered two points (one goal, one assist) in four games at the 2012 Ivan Hlinka Memorial Tournament ... Recorded one assist in five games while helping Russia earn a gold medal at the 2012 World U17 Hockey Challenge.

**BACKGROUND:** Nickname is “Bootch” ... His hidden talent is the ability to sing ... If he wasn’t playing hockey, he would try to be the manager of a big-name soccer team, preferably Real Madrid ... His greatest passion besides hockey is movies ... The person he would trade places with for a day is Lionel Messi ... His guilty pleasure is playing video games ... Single.

**CAREER TRANSACTIONS: June 30, 2013** – Selected by the Rangers in the third round, 75th overall, of the 2013 NHL Entry Draft.

# CAREER STATISTICS

SEASON	TEAM	LEAGUE	REGULAR SEASON					PLAYOFFS				
			GP	G	A	PTS	PIM	GP	G	A	PTS	PIM
2011-12	Almaz	MHL	45	15	29	44	55	10	4	3	7	4
2012-13	Severstal	KHL	12	1	1	2	0	6	0	0	0	0
	Almaz	MHL	24	8	15	23	36	3	1	4	5	12
	Russia	WJ18	7	5	6	11	2	-	-	-	-	-
2013-14	Severstal	KHL	40	7	11	18	12	-	-	-	-	-
	Almaz	MHL	2	0	2	2	2	7	4	5	9	12
	Russia	WJC	7	2	5	7	18	-	-	-	-	-
2014-15	Severstal	KHL	48	13	17	30	16	-	-	-	-	-
	Almaz	MHL	-	-	-	-	-	11	8	12	20	32
	Russia	WJC	7	1	5	6	2	-	-	-	-	-
2015-16	Severstal	KHL	40	12	17	29	20	-	-	-	-	-
	SKA St. Petersburg	KHL	18	4	4	8	4	14	1	2	3	29
2016-17	RANGERS	NHL	41	8	12	20	13	5	0	1	1	0
	Hartford	AHL	4	3	2	5	0	-	-	-	-	-
NHL/NYR TOTALS			41	8	12	20	13	5	0	1	1	0

## STATISTICAL BREAKDOWN

SEASON	PPG	SHG	GWG	+/-	S	S%	TF	F%	H	BS	MIN
2016-17	1	0	0	6	55	14.5	7	14.3	17	8	13:15
TOTALS	1	0	0	6	55	14.5	7	14.3	17	8	13:15

## SCORING VS. NHL

TEAM	GP	G	A	PTS
ANA	2	0	1	1
ARI	0	0	0	0
BOS	2	2	0	2
BUF	1	0	0	0
CGY	2	1	0	1
CAR	2	0	1	1
CHI	0	0	0	0
COL	1	0	0	0
CBJ	2	0	0	0
DAL	1	1	2	3
DET	2	0	1	1
EDM	1	0	0	0
FLA	1	1	0	1
LAK	2	0	0	0
MIN	1	0	1	1
MTL	3	0	1	1
NSH	1	0	0	0
NJD	1	0	1	1
NYI	1	0	1	1
NYR	-	-	-	-
OTT	1	0	0	0
PHI	1	0	0	0
PIT	2	0	0	0
SJS	0	0	0	0
STL	2	0	0	0
TBL	3	0	0	0
TOR	2	1	1	2
VAN	1	1	2	3
VGK	-	-	-	-
WSH	2	0	0	0
WPG	1	1	0	1
TOTALS	41	8	12	20

## CAREER HIGHLIGHTS

CAREER HIGHS (LAST TIME)	
GOALS	1 (8x), 3/7/17 at FLA
ASSISTS	2 (2x), 1/17/17 vs. DAL
POINTS	3 (2x), 1/17/17 vs. DAL (1G-2A)
PIM	5, 2/5/17 vs. CGY
SHOTS	5, 11/5/16 at BOS
GOAL STREAK	4, 11/5/16 - 11/12/16 (4)
ASSIST STREAK	3, 1/13/17 - 1/17/17 (4)
POINT STREAK	4 (2x), 1/13/17 - 1/19/17 (2G-4A)

NHL FIRSTS	
GAME	10/13/16 vs. NYI
GOAL	11/5/16 at BOS (Rask)
ASSIST	10/13/16 vs. NYI





# TONY DEANGELO

## DEFENSEMAN

77

HEIGHT 5'11" WEIGHT 181 SHOOTS RIGHT BORN OCT 24, 1995 BIRTHPLACE SEWELL, NJ

**CAREER HIGHLIGHTS: 2016-17:** Ranked second among NHL rookie defensemen in G/GP (0.13) and power play goals (two), tied for third in power play points (eight), ranked fifth in power play assists (six), and tied for fifth (min. 10 games played) in P/GP (0.36) ... Tied for third on Arizona in power play points and ranked fifth in power play assists ... Led Coyotes defensemen in G/60 (0.45) and P/60 (1.26), and ranked third among Arizona defensemen in A/60 (0.81) ... Registered his first career NHL goal/point and posted a plus-one rating in 20:35 of ice time while making his NHL debut on Nov. 8 at COL ... Tallied a point in six of his first eight career NHL games (two goals, four assists) and in nine of his first 15 NHL contests (three goals, six assists) ... Notched his first career NHL assist on Nov. 12 vs. BOS ... Posted a four-game point streak from Nov. 17 at VAN to Nov. 25 vs. EDM (one goal, three assists), including a three-game assist streak from Nov. 19 vs. SJS to Nov. 25 vs. EDM ... Posted his first career NHL multi-point game by recording two points (one goal, one assist), and tallied his first career NHL game-winning goal on Mar. 11 vs. NJD.



**AHL CAREER: 2016-17:** Registered 16 points (three goals, 13 assists) in 25 games with Tucson ... Notched a point in 12 of 25 contests ... Posted a four-game assist/point streak from Oct. 22 at Bakersfield to Nov. 2 vs. Texas ... Tied a single-game AHL career-high with three points (one goal, two assists) and posted a plus-two rating on Nov. 5 vs. Ontario ... Registered two assists in his final AHL game of the season on Feb. 18 at San Diego. **2015-16:** Established AHL career-highs in games played (69), goals (six), assists (37), and points (43) ... Ranked third among AHL rookies in assists ... Ranked fourth among AHL defensemen in assists and ranked seventh among AHL defensemen in points ... Tied for seventh in the AHL – and tied for second among AHL defensemen – in power play assists (19) ... Led Syracuse in power play assists, ranked second in assists, ranked fourth in games played and shots on goal (151), and tied for fifth in points ... Tallied his first career AHL assist/point while making his AHL debut

on Oct. 10 at Lehigh Valley ... Posted a four-game point streak from Oct. 25 at Rochester to Nov. 6 vs. Albany (three goals, two assists), including a three-game goal streak from Oct. 25 at Rochester to Oct. 30 vs. Hershey ... Recorded his first career AHL goal on Oct. 25 at Rochester ... Posted an AHL career-high, seven-game assist/point streak from Feb. 20 vs. Rochester to Mar. 6 at Springfield (one goal, seven assists) ... Established single-game AHL career-highs with three assists and three points on Mar. 20 vs. St. John's.

**JUNIOR CAREER: 2014-15:** Established OHL career-highs in goals (25), assists (64), points (89), plus/minus rating (plus-34), and penalty minutes (115) while splitting the season between Sarnia and Sault Ste. Marie ... Was named the Canadian Hockey League (CHL) Defenseman of the Year, awarded to the best defenseman in all of the three Canadian Major Junior Leagues (OHL, QMJHL, and WHL) ...

Named to the OHL First All-Star Team and received the Max Kaminsky Trophy as the OHL's Most Outstanding Defenseman ... Led all defensemen in the OHL – as well as all defensemen in the three Canadian Major Junior Leagues – in goals, assists, and points ... Led OHL defensemen in points for the second consecutive season and led OHL defensemen in assists for the third consecutive season ... Tied for eighth among all OHL players in assists and ranked 13th in the OHL in points ... Registered 51 points (15 goals, 36 assists) and posted a plus-33 rating in 26 games after being acquired by Sault Ste. Marie ... Tallied 16 assists and posted a plus-12 rating in 13 playoff games with the Greyhounds ... Established OHL playoff career-highs in games played, assists, points, and plus/minus rating ... Tied for fourth in the OHL in plus/minus rating and tied for fifth in the league in assists in the playoffs ... Led OHL defensemen in assists and ranked second among OHL defensemen in points in the playoffs ... Led Sault Ste. Marie in assists, ranked second in plus/minus rating, and tied for second in points in the playoffs. **2013-14:** Led OHL defensemen in assists (56), points (71), and power play assists (30), and tied for





fourth among OHL defensemen in goals (15); led OHL defensemen in assists for the second consecutive season ... Tied for sixth among all OHL players in assists and tied for third in power play assists ... Led Sarnia in power play assists, tied for the team lead in assists, and ranked second in points ... Posted 22 multi-point games, including one in each of the first three games of the season. **2012-13:** Led OHL defensemen in assists (49), ranked second among OHL defensemen in power play assists (27), and ranked third among OHL defensemen in points (58) ... Ranked fifth among all OHL players in power play assists and ranked 10th among all OHL players in assists ... Ranked second on Sarnia in assists and ranked fifth in points; led team defensemen in assists and points ... Recorded three points (one goal, two assists) in four playoff contests. **2011-12:** Recorded 23 points (six goals, 17 assists) in 68 games during his rookie season in the OHL with Sarnia ... Established an OHL career-high in games played, and tied for first among OHL rookies in games played ... Made his OHL debut on Sept. 23 vs. Erie ... Recorded his first career OHL goal on Oct. 15 at Plymouth ... Tallied his first career OHL assist on Oct. 20 vs. Sault Ste. Marie ... Registered one goal in six playoff contests.

**USHL CAREER: 2010-11:** Recorded 15 points (one goal, 14 assists) in 28 games with the Cedar Rapids RoughRiders ... Ranked second among team defensemen in P/GP (0.54) ... Made his USHL debut on Oct. 16 at Indiana; became the youngest player to play a game in the USHL (was 14 years old) ... Registered his first career USHL goal, assist, and point as part of a two-point effort on Oct. 17 at Youngstown.

**JUNIOR A CAREER: 2009-10:** Registered seven points (five goals, two assists) in seven games with the Westchester Express in the Eastern Junior Elite Prospects League (EJEPL).

**TIER I CAREER: 2008-09:** Tallied 60 points (31 goals, 29 assists) in 29 games with the Mercer Chiefs of the Atlantic Youth Hockey League (AYHL).

**INTERNATIONAL CAREER: 2015:** Registered three points (two goals, one assist) in five games while representing the United States at the 2015 IIHF World Junior Championship ... Led Team USA defensemen in goals and points in the tournament. **2012:** Tallied six assists in four games while representing the United States at the 2012 Ivan Hlinka Memorial Tournament.

**BACKGROUND:** Nicknames are "Tony D", "Dee", and "Angie" ... Lists Frank Sinatra as the most played artist on his iPod ... His favorite TV shows are King of Queens and Power ... Golf and basketball are his hobbies outside of playing hockey ... Lists Peter Forsberg as his hockey idol growing up ... Single.

**CAREER TRANSACTIONS: June 27, 2014** – Selected by Tampa Bay in the first round, 19th overall, of the 2014 NHL Entry Draft. **June 25, 2016** – Acquired by Arizona in exchange for a second round pick in the 2016 NHL Entry Draft (Libor Hajek). **June 23, 2017** – Acquired by the Rangers, along with a first round pick in the 2017 NHL Entry Draft (Lias Andersson), in exchange for Derek Stepan and Antti Raanta.

# CAREER STATISTICS

SEASON	TEAM	LEAGUE	REGULAR SEASON					PLAYOFFS				
			GP	G	A	PTS	PIM	GP	G	A	PTS	PIM
2008-09	Mercer	AYHL	29	31	29	60	176	-	-	-	-	-
2009-10	Westchester	EJEPL	7	5	2	7	0	-	-	-	-	-
2010-11	Cedar Rapids	USHL	28	1	14	15	19	-	-	-	-	-
2011-12	Sarnia	OHL	68	6	17	23	46	6	1	0	1	2
2012-13	Sarnia	OHL	62	9	49	58	60	4	1	2	3	8
2013-14	Sarnia	OHL	51	15	56	71	90	-	-	-	-	-
2014-15	Sarnia	OHL	29	10	28	38	64	-	-	-	-	-
	Sault Ste. Marie	OHL	26	15	36	51	51	13	0	16	16	18
	United States	WJC	5	2	1	3	4	-	-	-	-	-
2015-16	Syracuse	AHL	69	6	37	43	84	-	-	-	-	-
2016-17	Coyotes	NHL	39	5	9	14	37	-	-	-	-	-
	Tucson	AHL	25	3	13	16	31	-	-	-	-	-
NHL TOTALS			39	5	9	14	37	-	-	-	-	-

## STATISTICAL BREAKDOWN

SEASON	PPG	SHG	GWG	+/-	S	S%	TF	F%	H	BS	MIN
2016-17	2	0	1	-13	60	8.3	0	0.0	31	48	17:05
TOTALS	2	0	1	-13	60	8.3	0	0.0	31	48	17:05

## SCORING VS. NHL

TEAM	GP	G	A	PTS
ANA	0	0	0	0
ARI	0	0	0	0
BOS	2	0	1	1
BUF	1	0	0	0
CGY	2	0	0	0
CAR	2	0	0	0
CHI	1	0	0	0
COL	2	1	0	1
CBJ	1	0	1	1
DAL	2	0	0	0
DET	2	1	0	1
EDM	2	0	1	1
FLA	1	0	0	0
LAK	2	0	0	0
MIN	1	0	0	0
MTL	0	0	0	0
NSH	1	0	0	0
NJD	1	1	1	2
NYI	0	0	0	0
NYR	1	0	0	0
OTT	1	0	0	0
PHI	0	0	0	0
PIT	1	0	0	0
SJS	2	0	1	1
STL	3	1	0	1
TBL	1	0	0	0
TOR	2	0	1	1
VAN	3	1	2	3
VGK	-	-	-	-
WSH	1	0	1	1
WPG	1	0	0	0
TOTALS	39	5	9	14

## CAREER HIGHLIGHTS

CAREER HIGHS (LAST TIME)	
GOALS	1 (5x), 3/27/17 at STL
ASSISTS	1 (9x), 4/6/17 vs. VAN
POINTS	2, 3/11/17 vs. NJD (1G-1A)
PIM	15, 3/18/17 vs. STL
SHOTS	4 (3x), 3/11/17 vs. NJD
GOAL STREAK	N/A
ASSIST STREAK	3, 11/19/16 - 11/25/16 (3)
POINT STREAK	4, 11/17/16 - 11/25/16 (1G-3A)

## NHL FIRSTS

GAME	11/8/16 at COL
GOAL	11/8/16 at COL (Pickard)
ASSIST	11/12/16 vs. BOS

## CAREER SHOOTOUTS

GOALS	SHOTS	SHOT%	GDG
1	1	100.0	1



# DAVID DESHARNAIS

CENTER

51

HEIGHT **5'7"** WEIGHT **180** SHOOTS **LEFT** BORN **SEP 14, 1986** BIRTHPLACE **LAURIER-STATION, QC**

**CAREER HIGHLIGHTS: 2016-17:** Split the season between Montreal and Edmonton ... Posted a 51.2% faceoff win percentage (170-for-332), including a 51.1% faceoff win percentage on faceoffs taken in the defensive zone (45-for-88) ... Tied a single-game career-high with two goals and posted a plus-two rating on Oct. 18 vs. PIT ... Registered two points (one goal, one assist) on Nov. 15 vs. FLA ... Recorded two assists on Dec. 4 at LAK ... Notched an assist and posted a plus-one rating while making his debut with Edmonton on Mar. 4 vs. DET ... Recorded four points (one goal, three assists) and posted a plus-three rating in 13 playoff contests with Edmonton ... Was the only forward on the Oilers (min. two games played) who was not assessed a penalty during the playoffs ... Tied a single-game playoff career-high with two points (one goal, one assist), registered his first career playoff overtime goal, won seven of 10 faceoffs (70.0%), and posted a plus-two rating in Game 5 of the First Round vs. SJS on Apr. 20 ... Tallied an assist and posted a plus-two rating in Game 6 of the Second Round vs. ANA on May 7. **2015-16:** Tied a career-high in game-winning goals (four) ... Tied for second on Montreal in game-winning goals and tied for fifth on Montreal in power play goals (three) ... Was the recipient of the Molson Cup for the month of November, as he was selected as the game's First Star more times than any other Canadian during the month (four) ... Registered eight points (five goals, three assists) in 13 games in November; tied for the team lead in goals during the month, and tied for the NHL lead in game-winning goals in November (three). **2014-15:** Established career-highs in games played (82), plus/minus rating (plus-22), faceoff win percentage (52.9%; 629-for-1,189), and game-winning goals (four) ... Ranked second on Montreal in faceoff wins (629), tied for second in plus/minus rating, ranked third (min. 100 faceoffs taken) in faceoff win percentage, tied for third in assists (34), and ranked fifth in points (48) and even strength points (37) ... Tied for the team lead in shootout goals (four) ... Tied single-game playoff career-highs with two assists and two



points in Game 2 of the First Round vs. OTT on Apr. 17. **2013-14:** Established career-highs in game-deciding goals (three) and shootout shooting percentage (71.4%; 5-for-7), and tied career-highs in goals (16) and shootout goals (five) ... Led Montreal in shootout goals and game-deciding goals, tied for second in assists (36) and plus/minus rating (plus-11), ranked third in points (52) and power play assists (12), ranked fourth in power play points (15), and ranked fifth in goals ... Led Canadiens forwards in assists, tied for first in plus/minus rating, and ranked second in points ... Registered 11 points (two goals, nine assists) in 14 games in December; led Montreal in assists and points during the month ... Established playoff career-highs in several categories, including games played (17), goals (two), assists (six), points (eight), plus/minus rating (plus-four), and average ice time (18:40), while helping Montreal advance to the Eastern Conference Final ... Tied for fourth on Montreal in plus/minus rating and tied for fifth in assists in the playoffs ... Recorded his first career NHL playoff goal in Game 2 of the First Round at TBL on Apr. 18 ... Established single-game playoff career-highs with two assists and two points in Game 4 of the Eastern Conference Final at NYR on May 25. **2012-13:** Established a career-high in goals per game (0.21) ... Was one of six Canadiens who skated in all 48 games ... Tied for second on Montreal in game-winning goals (three), and tied for sixth in goals (10), assists (18), points (28), and power play assists (five) ... Tied for the team lead in shootout goals (two), shootout shooting percentage (50.0%; 2-for-4), and game-deciding goals (one) ... Recorded one assist in five playoff contests. **2011-12:** Established career-highs in several categories, including goals (16), assists (44), points (60), power play assists (17), power play points (20), average ice time (18:23), and shootout goals (five) ... Led Montreal in assists, power play assists, power play points, shootout goals, and game-deciding goals (two), ranked third in points and plus/minus rating (plus-10), and tied for fourth in goals and game-winning goals (two) ... Posted a career-high, six-game assist/



point streak from Feb. 9 at NYI to Feb. 19 vs. NJD (one goal, seven assists) ... Registered a career-high three-game goal streak from Feb. 26 at FLA to Mar. 1 vs. MIN. **2010-11:** Registered his first career NHL goal on Jan. 12 vs. PIT ... Established a single-game career-high with three points (one goal, two assists) on Feb. 9 at BOS ... Established single-game career-highs with three assists and a plus-four rating on Mar. 20 at MIN ... Made his NHL playoff debut in Game 1 of the Eastern Conference Quarterfinals at BOS on Apr. 14 ... Notched his first career NHL playoff assist/point and posted a plus-one rating in Game 4 vs. BOS on Apr. 21. **2009-10:** Made his NHL debut on Oct. 25 at PIT ... Recorded his first career NHL assist/point on Feb. 10 vs. WSH.

**AHL CAREER: 2010-11:** Registered 45 points (10 goals, 35 assists) and posted a plus-14 rating in 35 games with Hamilton ... Led the AHL in assists, points, and power play assists (20) at the time he was recalled by Montreal on Dec. 31 ... Named the AHL Player of the Month for the month of December; registered 20 points (three goals, 17 assists) in 14 games during the month ... Selected as the Reebok/AHL Player of the Week for the week ending on Dec. 26. **2009-10:** Established AHL career-highs in goals (27), assists (51), points (78), and plus/minus rating (plus-30) ... Tied for fourth in the AHL in points, ranked seventh in assists, and tied for eighth in game-winning goals (six) ... Led Hamilton in assists, points and power play assists (21), tied for first in power play goals (11) and game-winning goals, ranked second in goals, and ranked third in plus/minus rating; established a single-season franchise record in points ... Established AHL playoff career-highs in games played (19), goals (10), assists (13), and points (23) ... Tied for third in the AHL in assists, and ranked fifth in goals and points in the playoffs ... Led Hamilton in assists, points, and power play goals (six), and ranked second in goals in the playoffs; established a franchise record for points in one playoff year. **2008-09:** Tied for third among AHL rookies in goals (24) and points (58) ... Ranked second on Hamilton in goals, tied for second in points, and ranked third in assists (34) ... Tallied his first career AHL playoff goal, assist, and point while making his AHL playoff debut on Apr. 17 vs. Grand Rapids. **2007-08:** Notched one assist in four games with Hamilton. **2006-07:** Tallied two points (one goal, one assist) in seven games with Bridgeport ... Registered his first career AHL goal/point on Apr. 1 vs. Albany.

**ECHL CAREER: 2007-08:** Named the ECHL's Most Valuable Player and the ECHL's Rookie of the Year ... Selected to the ECHL First All-Star Team and the ECHL All-Rookie Team ... Led the ECHL in assists (77), points (106), and power play assists (39), and ranked second in plus/minus rating (plus-38); established single-season records for Cincinnati in assists and points ... Led the ECHL in assists (24) and points (33) in the playoffs while helping Cincinnati win the Kelly Cup.

**JUNIOR CAREER: 2006-07:** Established a QMJHL career-high in goals (38) ... Ranked fourth in the QMJHL in assists (70) and ranked fifth in the league in points (108); led Chicoutimi in goals, assists, and points while serving as the team's captain ... Named the Canadian Hockey League (CHL) Sportsman of the Year ... Received the Frank J. Selke Trophy as the QMJHL's Most Sportsmanlike Player.

**2005-06:** Established QMJHL career-highs in assists (85), points (118), and plus/minus rating (plus-45) ... Named to the QMJHL Second All-Star Team and received the Frank J. Selke Trophy as the QMJHL's Most Sportsmanlike Player ... Ranked third in the QMJHL in assists and ranked fifth in points. **2004-05:** Named to the QMJHL Second All-Star Team and received the Frank J. Selke Trophy as the QMJHL's Most Sportsmanlike Player ... Ranked fourth in the QMJHL in assists (65) and ranked fifth in points (97) ... Established QMJHL playoff career-highs in goals (five), assists (10), and points (15). **2003-04:** Recorded 51 points (23 goals, 28 assists) in 70 games during his rookie season ... Established a QMJHL playoff career-high in games played (18).

**EUROPEAN CAREER: 2012-13:** Tallied 16 points (four goals, 12 assists) and posted a plus-five rating in 16 games with Fribourg-Gotteron of National League A (NLA) in Switzerland.

**BACKGROUND:** Nickname is "Baby" ... Lists Mario Lemieux and Martin St. Louis as his hockey idols growing up ... His hidden talent is that he can dance "pretty well" ... His favorite TV show is Family Guy ... Married - wife, Isabelle; son, Victor.

**CAREER TRANSACTIONS:** **November 5, 2008** - Signed by Montreal as an undrafted free agent. **February 28, 2017** - Acquired by Edmonton in exchange for Brandon Davidson. **July 5, 2017** - Signed by the Rangers as a free agent.

# CAREER STATISTICS

SEASON	TEAM	LEAGUE	REGULAR SEASON					PLAYOFFS				
			GP	G	A	PTS	PIM	GP	G	A	PTS	PIM
2003-04	Chicoutimi	QMJHL	70	23	28	51	12	18	4	7	11	8
2004-05	Chicoutimi	QMJHL	68	32	65	97	39	17	5	10	15	8
2005-06	Chicoutimi	QMJHL	63	33	85	118	44	9	2	9	11	4
2006-07	Chicoutimi	QMJHL	61	38	70	108	32	4	1	5	6	2
2007-08	Bridgeport	AHL	7	1	1	2	4	-	-	-	-	-
	Hamilton	AHL	4	0	1	1	6	-	-	-	-	-
	Cincinnati	ECHL	68	29	77	106	18	22	9	24	33	18
2008-09	Hamilton	AHL	77	24	34	58	20	6	1	3	4	4
2009-10	Canadiens	NHL	6	0	1	1	0	-	-	-	-	-
2010-11	Hamilton	AHL	60	27	51	78	34	19	10	13	23	16
	Canadiens	NHL	43	8	14	22	12	5	0	1	1	2
	Hamilton	AHL	35	10	35	45	24	-	-	-	-	-
2011-12	Canadiens	NHL	81	16	44	60	24	-	-	-	-	-
2012-13	Canadiens	NHL	48	10	18	28	26	5	0	1	1	2
2013-14	Fribourg-Gotteron	NLA	16	4	12	16	12	-	-	-	-	-
	Canadiens	NHL	79	16	36	52	24	17	2	6	8	6
	Canadiens	NHL	82	14	34	48	24	11	1	2	3	4
2015-16	Canadiens	NHL	65	11	18	29	20	-	-	-	-	-
2016-17	Canadiens	NHL	31	4	6	10	6	-	-	-	-	-
	Oilers	NHL	18	2	2	4	6	13	1	3	4	0
	NHL TOTALS		453	81	173	254	142	51	4	13	17	14

## STATISTICAL BREAKDOWN

SEASON	PPG	SHG	GWG	+/-	S	S%	TF	F%	H	BS	MIN
2009-10	0	0	0	-1	2	0.0	28	57.1	2	2	8:26
2010-11	4	0	0	-3	55	14.5	445	49.7	16	19	12:52
2011-12	3	0	2	10	98	16.3	1,371	49.5	33	48	18:23
2012-13	2	0	3	-2	66	15.2	764	50.0	26	18	16:27
2013-14	3	0	2	11	96	16.7	1,202	50.8	23	35	17:12
2014-15	2	0	4	22	90	15.6	1,189	52.9	43	49	17:14
2015-16	3	0	4	-6	90	12.2	803	48.7	31	25	16:00
2016-17	0	0	1	4	46	13.0	332	51.2	5	15	12:27
TOTALS	17	0	16	35	543	14.9	6,134	50.5	179	211	16:08

## SCORING VS. NHL

TEAM	GP	G	A	PTS
ANA	9	1	2	3
ARI	8	0	4	4
BOS	31	8	15	23
BUF	27	7	14	21
CGY	9	1	2	3
CAR	20	4	9	13
CHI	9	0	3	3
COL	9	1	4	5
CBJ	11	0	2	2
DAL	7	2	1	3
DET	16	4	7	11
EDM	10	0	1	1
FLA	22	7	8	15
LAK	10	1	6	7
MIN	7	1	9	10
MTL	1	0	0	0
NSH	6	3	2	5
NJD	18	2	8	10
NYI	19	4	11	15
NYR	20	1	9	10
OTT	26	5	9	14
PHI	21	6	6	12
PIT	23	6	8	14
SJS	9	1	2	3
STL	8	0	2	2
TBL	22	4	7	11
TOR	29	7	11	18
VAN	12	2	3	5
VGK	-	-	-	-
WSH	19	1	1	2
WPG	15	2	7	9
TOTALS	453	81	173	254

## CAREER HIGHLIGHTS

CAREER HIGHS (LAST TIME)	
GOALS	2 (6x), 10/18/16 vs. PIT
ASSISTS	3 (3x), 2/7/15 vs. NJD
POINTS	3 (9x), 11/1/15 vs. WPG (1G-2A)
PIM	4 (6x), 1/1/16 at BOS
SHOTS	6 (2x), 4/1/13 vs. CAR
GOAL STREAK	3, 2/26/12 - 3/1/12 (3)
ASSIST STREAK	6, 2/9/12 - 2/19/12 (7)
POINT STREAK	6, 2/9/12 - 2/19/12 (1G-7A)

## NHL FIRSTS

GAME	11/25/09 at PIT
GOAL	1/12/11 vs. PIT (Fleury)
ASSIST	2/10/10 vs. WSH


## CAREER SHOOTOUTS

GOALS	SHOTS	SHOT%	GDG
17	41	41.5	7

## CAREER PENALTY SHOTS (1)

DATE	OPPONENT	GOALTENDER (RESULT)
1/6/16	NJD	Schneider (Save)





## JESPER FAST

RIGHT WING

17

HEIGHT **6'0"** WEIGHT **191** SHOOTS **RIGHT** BORN **DEC 2, 1991** BIRTHPLACE **NASSJO, SWEDEN**

**CAREER HIGHLIGHTS: 2016-17:** Posted a plus/minus rating of even or better in 53 of 68 games in which he played, including a plus-one rating or better in 20 games ... Ranked third among Rangers forwards in hits (99) and ranked fourth among Rangers forwards in blocked shots (44) ... Named the winner of the Players' Player Award, which is given annually to the Ranger who, as selected by his teammates, "best exemplifies what it means to be a team player" for the second consecutive season ... Tallied an assist and posted a plus-two rating on Oct. 13 vs. NYI ... Notched an assist in two consecutive games on Oct. 23 vs. ARI and Oct. 26 vs. BOS ... Registered a point in five games over a seven-game span from Nov. 3 vs. EDM to Nov. 15 at VAN (two goals, four assists over the span) ... Tied a career-high with a three-game point streak from Nov. 6 vs. WPG to Nov. 12 at CGY (one goal, two assists) ... Tied single-game career-highs with two assists and two points, and posted a plus-two rating on Nov. 15 at VAN ... Established a single-game career-high with six shots on goal on Dec. 9 at CHI ... Registered the game-winning goal and posted a plus-one rating on Feb. 5 vs. CGY ... Notched an assist and posted a plus-two rating on Feb. 11 vs. COL ... Was credited with two blocked shots while skating in his 200th career NHL game on Feb. 13 at CBJ ... Registered a point in three games over a four-game span from Feb. 21 vs. MTL to Feb. 26 vs. CBJ (one goal, two assists) ... Was credited with three blocked shots in two consecutive games on Mar. 22 vs. NYI and Mar. 25 at LAK ... Tallied a goal, was credited with two hits, and posted a plus-one rating on Mar. 28 at SJS ... Established playoff career-highs in plus/minus rating (plus-four), shorthanded goals (one), shorthanded assists (one), and shorthanded points (two), and tied playoff career-highs in goals (three), assists (three), and points (six) ... Led the NHL in shorthanded points, and tied for the NHL lead in shorthanded goals and shorthanded assists in the playoffs ... Led the Rangers in shorthanded points, tied for the team lead in shorthanded goals and shorthanded assists, tied for third in plus/minus rating, tied for fourth in goals and points,



ranked fifth in hits (33), and tied for sixth in assists ... Led the Rangers with five points (two goals, three assists) on the road in the playoffs ... Registered three points (two goals, one assist) and posted a plus-five rating in the First Round against MTL; tied for the team lead in plus/minus rating, and tied for second on the Rangers in goals and points in the series ... Tallied a goal in two consecutive games in Game 4 vs. MTL on Apr. 18 and Game 5 at MTL on Apr. 20 ... Recorded his first career NHL playoff shorthanded goal in Game 5 at MTL on Apr. 20 ... Tied a single-game playoff career-high with two points (one goal, one assist) in Game 5 of the Second Round at OTT on May 6. **2015-16:** Established career-highs in games played (79), goals (10), assists (20), points (30), plus/minus rating (plus-nine), and game-winning goals (three) ... Ranked fourth on the Rangers (min. 10 games played) - and led team forwards - in average shorthanded ice time (2:10) ... Ranked fourth on the team in even strength assists (20), ranked fifth in total shorthanded ice time (172:08), ranked sixth in takeaways (35), and tied for sixth in even strength points (30) ... Named the winner of the Players' Player Award, which is given annually to the Ranger who, as selected by his teammates, "best exemplifies what it means to be a team player"; became the first European-born player to win the award since Reijo Ruotsalainen in 1984-85 ... Tied single-game career-highs with two points (one goal, one assist) and a plus-two rating in 16:24 of ice time on Oct. 19 vs. SJS ... Registered a goal in two consecutive games for the third time in his NHL career on Nov. 7 at ARI and Nov. 10 vs. CAR ... Recorded his first career NHL game-winning goal on Nov. 10 vs. CAR ... Tallied a point in five games during a seven-game span from Dec. 15 vs. EDM to Dec. 30 at TBL (two goals, three assists over the span) ... Notched an assist and posted a plus-one rating while skating in his 100th career NHL game on Dec. 17 at MIN ... Recorded the game-winning goal and led the Rangers with four shots on goal on Jan. 11 vs. BOS ... Posted a plus-one rating or better in six consecutive games from Jan. 25 vs. BUF to Feb. 10 at PIT, including a plus-



two rating in three straight games from Jan. 25 vs. BUF to Feb. 4 vs. MIN ... Established a single-game career-high with two assists and tied single-game career-highs with two points and a plus-two rating on Jan. 25 vs. BUF ... Recorded an assist and tied a single-game career-high with a plus-two rating on Feb. 2 at NJD ... Registered a career-high three-game point streak from Feb. 6 at PHI to Feb. 10 at PIT ... Tallied the game-winning goal on Mar. 8 at BUF ... Tied single-game career-highs with two assists and two points on Mar. 27 vs. PIT ... Tallied his 20th assist/30th point of the season on Apr. 9 vs. DET ... Tallied one assist in five playoff games ... Ranked third on the Rangers in hits (19) and tied for third in blocked shots (six) ... Established a single-game playoff career-high and led all skaters with eight hits in Game I of the First Round at PIT on Apr. 13. **2014-15:** The Rangers earned at least one point in 42 of 55 games in which he played after he was recalled on Nov. 10 ... Was on the ice for four power play goals against in 63:50 of ice time while short-handed ... Tallied his first career NHL regular season point with an assist on Nov. 23 vs. MTL ... Recorded two points (one goal, one assist), including his first career NHL goal, and posted a plus-two rating on Nov. 29 vs. PHI ... The Rangers won 13 straight games in which he played from Dec. 8 vs. PIT to Jan. 10 at SJS; became the first Ranger to be on the winning side in 13 straight games in one season in the NHL's modern era (since 1943-44) ... Registered a goal and posted a plus-two rating on Jan. 3 vs. BUF ... Recorded a goal in two consecutive games on Mar. 21 at CAR and Mar. 22 vs. ANA ... Established playoff career-highs in games played (19), goals (three), assists (three), and points (six) ... Tied for fifth among NHL rookies in goals and points in the playoffs ... Tied for fifth on the Rangers in goals and tied for second among team forwards in blocked shots (10) ... Was on the ice for one power play goal against in 18:21 of ice time while shorthanded in the playoffs ... Tied for second on the Rangers in assists (three) and points (four) in the Second Round against WSH ... Recorded his first career NHL playoff goal in Game I vs. WSH on Apr. 30 ... Tallied an assist on the game-winning goal in overtime in Game 5 vs. WSH on May 8 ... Tied for third on the Rangers in goals (two) in the Eastern Conference Final against TBL ... Posted his first career NHL multi-goal game and established a single-game playoff career-high with two points in Game 3 at TBL on May 20; became the first Rangers rookie to register a multi-goal game in the playoffs since Game 3 of the Eastern Conference Quarterfinals vs. NJD in 2008 (Brandon Dubinsky) and the first

to do so on the road since Game I of the Patrick Division Semifinals at PHI in 1986 (Mike Ridley). **2013-14:** Was credited with one shot on goal in 10:13 of ice time while making his NHL debut on Oct. 3 at PHX ... Tallied his first career NHL playoff point with an assist in his NHL playoff debut in Game I of the First Round vs. PHI on Apr. 17.

**AHL CAREER: 2014-15:** Tallied nine points (one goal, eight assists) in 11 games before being recalled by the Rangers on Nov. 10. **2013-14:** Tied for fourth in the AHL in game-winning goals (six). **2012-13:** Tallied his first professional point with a goal in his AHL debut on Apr. 5 vs. Springfield.

**EUROPEAN CAREER: 2012-13:** Established Swedish Hockey League (SHL) career-highs in games played (47), goals (18), assists (17), points (35) and plus-minus rating (plus-13) ... Tied for the team lead in goals and ranked third in points ... Established playoff career-highs in assists (four), points (five), and plus/minus rating (plus-four), and tied a career-high in playoff games played (five). **2011-12:** Established playoff career-highs in games played (five) and goals (two). **2010-11:** Registered 16 points (seven goals, nine assists) in 36 games in his rookie season in the SHL ... Tallied three goals and seven assists for 10 points in six SuperElit games. **2009-10:** Established SuperElit career-highs in goals (23), assists (26) and points (49). **2008-09:** Established a SuperElit career-high in games played (37) ... Established playoff career-highs in games played (seven), goals (two), and points (three). **2007-08:** Tallied 15 goals and 11 assists for 26 points in 30 games with the HV71 U18 team.

**INTERNATIONAL CAREER: 2011:** Tallied four goals and two assists for six points, along with a plus-four rating in six games while representing Sweden at the 2011 IIHF World Junior Championship. **2010:** Tallied one goal and one assist four games with Sweden at the 2010 U-20 USA National Junior Evaluation Camp at Lake Placid.

**BACKGROUND:** His favorite hockey player as a kid was Daniel Alfredsson ... Since coming to the United States from Sweden, his favorite music is country ... Lists Liam Neeson as his favorite actor ... Engaged - fiancée, Amanda.

**CAREER TRANSACTIONS: June 26, 2010** - Selected by the Rangers in the sixth round, 157th overall, of the 2010 NHL Entry Draft.

## CAREER STATISTICS

SEASON	TEAM	LEAGUE	REGULAR SEASON					PLAYOFFS				
			GP	G	A	PTS	PIM	GP	G	A	PTS	PIM
2007-08	HV71 UI8	SWE-UI8	30	15	11	26	14	-	-	-	-	-
	HV71 Jr.	SuperElit	3	0	0	0	2	-	-	-	-	-
2008-09	HV71 UI8	SWE-UI8	3	2	2	4	2	-	-	-	-	-
	HV71 Jr.	SuperElit	37	7	7	14	16	7	2	1	3	6
2009-10	HV71 Jr.	SuperElit	37	23	26	49	10	3	0	2	2	0
	HV71	SHL	2	0	0	0	0	-	-	-	-	-
2010-11	HV71	SHL	36	7	9	16	6	3	0	0	0	0
	HV71 Jr.	SuperElit	6	3	7	10	4	3	2	2	4	2
2011-12	Sweden	WJC	6	4	2	6	0	-	-	-	-	-
	HV71	SHL	21	5	11	16	4	5	2	1	3	0
2012-13	HV71	SHL	47	18	17	35	4	5	1	4	5	0
	Connecticut	AHL	1	1	0	1	2	-	-	-	-	-
2013-14	RANGERS	NHL	11	0	0	0	2	3	0	1	1	0
	Hartford	AHL	48	17	17	34	30	-	-	-	-	-
2014-15	RANGERS	NHL	58	6	8	14	8	19	3	3	6	2
	Hartford	AHL	11	1	8	9	2	-	-	-	-	-
2015-16	RANGERS	NHL	79	10	20	30	18	5	0	1	1	0
2016-17	RANGERS	NHL	68	6	15	21	16	12	3	3	6	0
NHL/NYR TOTALS			216	22	43	65	44	39	6	8	14	2

### STATISTICAL BREAKDOWN

SEASON	PPG	SHG	GWG	+/-	S	S%	TF	F%	H	BS	MIN
2013-14	0	0	0	-5	7	0.0	0	0.0	20	7	11:17
2014-15	0	0	0	-1	52	11.5	20	20.0	102	28	11:48
2015-16	0	0	3	9	75	13.3	6	16.7	109	55	14:56
2016-17	0	0	1	6	56	10.7	44	38.6	99	44	13:47
TOTALS	0	0	4	9	190	11.6	70	31.4	330	134	13:33

### SCORING VS. NHL

TEAM	GP	G	A	PTS
ANA	7	1	0	1
ARI	5	1	2	3
BOS	8	1	3	4
BUF	9	2	4	6
CGY	5	1	2	3
CAR	12	2	4	6
CHI	6	1	0	1
COL	5	0	2	2
CBJ	10	1	0	1
DAL	4	0	1	1
DET	7	0	1	1
EDM	5	2	0	2
FLA	8	0	2	2
LAK	5	0	0	0
MIN	5	0	1	1
MTL	9	0	2	2
NSH	6	1	0	1
NJD	12	0	4	4
NYI	11	0	2	2
NYR	-	-	-	-
OTT	8	1	0	1
PHI	12	1	2	3
PIT	12	1	3	4
SJS	5	2	2	4
STL	6	0	0	0
TBL	6	1	1	2
TOR	6	0	0	0
VAN	5	0	4	4
VGK	-	-	-	-
WSH	13	2	1	3
WPG	4	1	0	1
TOTALS	216	22	43	65

### CAREER HIGHLIGHTS


CAREER HIGHS (LAST TIME)	
GOALS	1 (22x), 3/28/17 at SJS
ASSISTS	2 (3x), 11/15/16 at VAN
POINTS	2 (5x), 11/15/16 at VAN (2A)
PIM	4, 11/3/16 vs. EDM
SHOTS	6, 12/9/16 at CHI
GOAL STREAK	2 (3x), 11/7/15 - 11/10/15 (2)
ASSIST STREAK	2 (7x), 12/29/16 - 12/31/16 (2)
POINT STREAK	3 (2x), 11/6/16 - 11/12/16 (1G-2A)

### NHL FIRSTS

GAME	10/3/13 at PHX
GOAL	11/29/14 vs. PHI (Emery)
ASSIST	11/23/14 vs. MTL

### CAREER PENALTY SHOTS (1)

DATE	OPPONENT	GOALTENDER (RESULT)
2/21/16	DET	Howard (Save)



# MICHAEL GRABNER

RIGHT WING

40

HEIGHT 6'1" WEIGHT 188 SHOOTS LEFT BORN OCT 5, 1987 BIRTHPLACE VILLACH, AUSTRIA

**CAREER HIGHLIGHTS: 2016-17:** Established a career-high in plus/minus rating (plus-22), and tied career-highs in even strength goals (26) and game-winning goals (three) ... Tied for ninth in the NHL in even strength goals and tied for 12th in the NHL (min. 20 games played) in G/60 (1.51) ... Was one of three NHL players who recorded at least 27 goals and a plus-22 rating (along with Connor McDavid and T.J. Oshie) ... Led the Rangers in even strength goals and plus/minus rating, ranked second in goals (27) and shorthanded assists (two), ranked third in shorthanded points (three), and ranked fourth in even strength points (37) ... 36 of his 40 points were either a goal or the primary assist on a goal ... Led Rangers forwards in shorthanded ice time (128:24); was only on the ice for eight power play goals against ... Registered his first goal/point as a Ranger, which was the team's first goal of the season, while making his Rangers debut on Oct. 13 vs. NYI ... Recorded an empty-net goal while skating in his 400th career NHL game on Oct. 17 vs. SJS ... Tallied a goal/point in seven games over a 12-game span from Oct. 30 vs. TBL to Nov. 21 at PIT (10 goals, three assists, plus-17 rating over the span) ... Recorded his third career NHL hat trick and tied a single-game career-high with a plus-four rating on Oct. 30 vs. TBL ... Posted a multi-point game and a plus-two rating or better in two consecutive games on Nov. 3 vs. EDM and Nov. 5 at BOS (two goals, two assists, plus-five rating) ... Registered two goals and posted a plus-two rating on Nov. 13 at EDM; became the second Ranger since 1990-91 to tally at least 10 even strength goals within the first 16 games of a season, as well as the sixth Ranger since 2005-06 to tally 10 goals within the first 16 games of a season ... Registered a goal on Nov. 18 at CBJ; became the first Ranger to tally 11 or more even strength goals through the first 18 games of a season since Rod Gilbert in 1971-72 ... Tallied two points (one goal, one assist) and posted a plus-two rating on Nov. 21 at PIT ... Posted a plus-20 rating through the first 22 games of the season; became the first NHL player to accomplish the feat since Nicklas Lidstrom in 2006-07 ... Selected as the NHL's First Star of the Week for



the week ending on Jan. 8, registering seven points (five goals, two assists), two-game winning goals, and a plus-seven rating in three games during the week; led the NHL in goals and plus/minus rating, and tied for the NHL lead in points and game-winning goals during the week ... Recorded three points (two goals, one assist), including the game-winning goal, and tied a single-game career-high with a plus-four rating on Jan. 4 at PHI ... Registered his second hat trick of the season, tallied the game-winning goal with 16.5 seconds remaining in regulation, tied single-game career-highs with four points (three goals, one assist) and a plus-four rating, and notched his 200th career NHL point on Jan. 7 at CBJ; became the first Ranger to post a plus-four rating in two consecutive games since Pat Hickey on Nov. 15, 1978 and Nov. 18, 1978 ... Tallied two goals, including his 20th goal of the season, registered a shorthanded goal, tied for the game-high with three takeaways, and posted a plus-three rating on Jan. 19 at TOR; became the fourth Ranger to tally at least 20 even strength goals in the first 46 games of a season since 1991-92 (Nemchinov, Gartner, and Nash), and became the third Ranger since 2007-08 to tally at least 20 goals in the first 46 games of a season (Gaborik and Nash) ... Became the first Ranger to register at least 20 goals and a plus-20 rating within the first 46 games of a season since Pat Verbeek in 1995-96 ... Posted a four-game point streak from Feb. 5 vs. CGY to Feb. 11 vs. COL (four goals, two assists) ... Recorded two points (one goal, one assist), including an assist on the game-winning goal, on Feb. 5 vs. CGY ... Registered two goals, led all skaters with six shots on goal, and posted a plus-two rating on Feb. 7 vs. ANA ... Tallied a goal and posted a plus-three rating on Feb. 9 vs. NSH; became the fourth Ranger since 1996-97 to tally 25 even strength goals in a season (Jagr, Gaborik, and Nash) ... Registered two assists, including his second shorthanded assist of the season, and posted a plus-two rating on Mar. 12 at DET ... Tallied a goal in 13:35 of ice time on Mar. 13 vs. TBL ... Led all skaters with six shots on goal on Mar. 28 at SJS ... Established play-





off career-highs in games played (12), goals (four), points (six), plus/minus rating (plus-four), and shots on goal (26) ... Tied for the NHL lead in shorthanded goals (one) and tied for second in the NHL in shorthanded points (one) in the playoffs ... Tied for the team lead in goals, shorthanded goals, and game-winning goals (one), tied for second in shorthanded points, tied for third in plus/minus rating, tied for fourth in points, and tied for fifth in shots on goal and takeaways (eight) in the playoffs ... Tallied a goal/point in each of the first two games of the playoffs (Game 1 of the First Round at MTL on Apr. 12 and Game 2 at MTL on Apr. 14) ... Posted a playoff career-high four-game point streak from Game 2 of the Second Round at OTT on Apr. 29 to Game 5 at OTT on May 6 (two goals, two assists, plus-four rating over the span) ... Registered his first career NHL playoff shorthanded goal in Game 2 at OTT on Apr. 29 ... Tallied his first career NHL playoff game-winning goal in Game 3 vs. OTT on May 2. **2015-16:** Established a career-high in games played (80); ranked second on the Maple Leafs – and led Toronto forwards – in games played ... Ranked sixth in the NHL – and ranked second among NHL forwards – in shorthanded ice time (248:29); was on the ice for only 22 power play goals against in 248:29 of shorthanded ice time ... Was one of three Maple Leafs who recorded a shorthanded goal and tied for second on Toronto in game-winning goals (two) ... Established single-game career-highs with four points (two goals, two assists) and a plus-four rating on Dec. 19 vs. LAK ... Registered his 100th career NHL goal, which was the game-winning goal, on Dec. 27 at NYI; became the second Austrian-born player in NHL history to tally 100 career goals ... Tallied two points (one goal, one assist) and posted a plus-two rating on Jan. 2 vs. STL ... Posted a three-game point streak from Mar. 13 at DET to Mar. 17 vs. FLA (one goal, two assists). **2014-15:** Registered a goal in back-to-back games on Dec. 6 vs. STL and Dec. 9 at MIN ... Posted a plus-one rating while skating in his 300th career NHL game on Feb. 5 at PHI ... Notched two assists and posted a plus-two rating on Feb. 19 vs. NSH ... Tallied one assist and posted a plus-one rating in two playoff contests. **2013-14:** Tied for fifth in the NHL – and tied for first on the Islanders – in shorthanded goals (three), tied for second on the Islanders in shorthanded points (three), and tied for fourth in game-winning goals (two) ... Led the Islanders with two overtime goals ... Registered three points (two goals, one assist) in the Islanders' season opener on Oct. 4 at NJD ... Established a single-game career-high with three assists and posted a plus-two rating on Oct. 8

vs. PHX ... Registered two goals, including a shorthanded goal, and posted a plus-two rating on Dec. 20 at NYR ... Recorded two shorthanded goals on Feb. 27 vs. TOR. **2012-13:** Tied his career-high in game-winning goals (three) ... Ranked second on the Islanders in goals (16) and game-winning goals, tied for the team lead in shorthanded goals (one) and shorthanded points (one), ranked third in shots on goal (108), and tied for fourth in power play goals (two) and plus/minus rating (plus-four) ... Tallied three points (two goals, one assist), including his 100th career NHL points, and posted a plus-three rating on Jan. 24 at TOR ... Posted a three-game goal/point streak from Mar. 3 vs. OTT to Mar. 7 vs. NYR (three goals) ... Skated in his 200th career NHL game on Mar. 10 at PIT ... Registered two goals, including the game-winning goal, on Apr. 16 vs. FLA ... Established a playoff career-high in assists (three) ... Tied for the team lead in assists and plus/minus rating (plus-two), and tied for third on the Islanders in points (four) in the playoffs ... Recorded his first career NHL playoff assist in Game 3 of the Eastern Conference Quarterfinals vs. PIT on May 5 ... Registered two points (one goal, one assist) and posted a plus-two rating in Game 6 vs. PIT on May 11. **2011-12:** Tied his career-high in game-winning goals (three) ... Ranked second on the Islanders in shorthanded goals (one), ranked third in game-winning goals and shots on goal (174), and ranked fourth in goals (20) ... Was on the ice for only nine power play goals against in 131:40 of shorthanded ice time ... Skated in his 100th career NHL game on Oct. 15 vs. NYR ... Tallied three points (one goal, two assists) on Nov. 23 vs. PHI ... Posted two consecutive multi-point games on Apr. 5 vs. WPG and Apr. 7 at CBJ (three goals, one assist). **2010-11:** Established career-highs in goals (34), assists (18), points (52), shorthanded goals (six), shorthanded points (seven), game-winning goals (three), and shots on goal (228) ... Was a finalist for the Calder Trophy as the NHL's Rookie of the Year and was selected to the NHL All-Rookie Team ... Ranked second in the NHL in shorthanded goals, tied for second in the NHL in shorthanded points, and tied for eighth in the NHL in goals and even strength goals (26) ... Led NHL rookies in goals, shorthanded goals, and shorthanded points, ranked second in shots on goal, and ranked third in points ... Led the Islanders in goals, tied for the team lead in plus/minus rating (plus-13), ranked second in shorthanded goals and shorthanded points, and ranked fourth in points ... Tallied a point in 14 games over a 16-game span from Jan. 13 vs. OTT to Feb. 15 at OTT, recording 23 points (16 goals, seven assists) over the span ... Established a



career-high with a six-game point streak from Jan. 13 vs. OTT to Jan. 23 vs. BUF ... Participated in the 2011 NHL SuperSkills competition as part of the NHL's All-Star Weekend, and won the fastest skater competition (14.238 seconds) ... Selected as the NHL's Rookie of the Month in February, as he registered 16 points (10 goals, six assists) in 14 games ... Established a career-high with a six-game goal streak and tied a career-high with a six-game point streak from Feb. 5 vs. OTT to Feb. 15 at OTT (10 goals, three assists) ... Established a career-high with a three-game assist streak from Mar. 18 at CAR to Mar. 22 at TBL. **2009-10:** Tallied his first career NHL assist/point while making his NHL debut on Oct. 16 at CGY ... Registered his first career NHL goal on Oct. 21 at CHI ... Tallied his first career NHL hat trick on Apr. 2 at ANA ... Made his NHL playoff debut in Game 2 of the Western Conference Quarterfinals vs. LAK on Apr. 17 ... Recorded his first career NHL playoff goal/point in Game 1 of the Western Conference Semifinals at CHI on May 1.

**AHL CAREER: 2009-10:** Registered 26 points (15 goals, 11 assists) in 38 games with Manitoba ... Posted a five-game goal/point streak from Feb. 12 vs. Toronto to Feb. 19 at Rochester. **2008-09:** Established AHL career-highs in goals (30), points (48), plus/minus rating (plus-22), and shots on goal (238) ... Tied for the team lead in goals, ranked second on Manitoba in plus/minus rating, and ranked third in points ... Established AHL playoff career-highs in games played (20), goals (10), assists (seven), points (17), and plus/minus rating (plus-11) while helping Manitoba advance to the Calder Cup Finals ... Led Manitoba in goals and plus/minus rating in the playoffs. **2007-08:** Established AHL career-highs in games played (74) and assists (22) ... Tied for the team lead in goals (22) ... Led Manitoba with three goals in six playoff contests. **2006-07:** Made his AHL debut on Apr. 13 vs. Toronto ... Registered two points (one goal, one assist), including his first career AHL goal, assist, and point, on Apr. 14 vs. Toronto ... Skated in six playoff contests.

**JUNIOR CAREER: 2006-07:** Established WHL career-highs in goals (39), assists (16), points (55), shorthanded goals (four), and game-winning goals (four) ... Led Spokane in goals and shorthanded goals, tied for second in game-winning goals, and ranked third in points ... Recorded one assist in six playoff games. **2005-06:** Led Spokane in goals (36), tied for the team lead in shorthanded goals (three), and tied for second in points (50) and power play goals (five) ... Participated in the CHL Top Prospects Game. **2004-05:** Registered 24 points

(13 goals, 11 assists) in 58 games with Spokane during his rookie season in the WHL.

**EUROPEAN CAREER: 2012-13:** Tallied 19 points (10 goals, nine assists) in 17 games with EC Villacher SV in the Erste Bank Eishockey Liga (EBEL). **2003-04:** Tallied three points (two goals, one assist) in 18 games with EC Villacher SV ... Recorded 37 points (32 goals, five assists) in 23 games with EC Villacher SV U20. **2002-03:** Notched 10 points (six goals, four assists) in 13 games with EC Villacher SV U20.

**INTERNATIONAL CAREER: 2016:** Tallied one goal in three games during Olympic Qualification contests for participation in the 2018 Winter Olympics. **2014:** Registered six points (five goals, one assist) in four games while representing Austria at the 2014 Winter Olympics in Sochi, Russia ... Tied for first among all skaters in goals in the tournament. **2012:** Recorded four assists and a plus-two rating in five games while helping Austria earn a silver medal at the 2012 IIHF World Championship Division I. **2009:** Recorded five goals in three games during Olympic Qualification contests for participation in the 2010 Winter Olympics. **2005:** Tallied three points (one goal, two assists) in four games while helping Austria earn a bronze medal at the 2005 IIHF World Junior Championship Division I ... Registered five points (four goals, one assist) in four games while representing Austria at the 2005 IIHF World U18 Championship Division I. **2004:** Recorded four points (three goals, one assist) and a plus-three rating in five games while representing Austria at the 2004 IIHF World U18 Championship Division I.

**BACKGROUND:** Lists Wayne Gretzky and Jari Kurri as his favorite players as a kid ... His greatest passion besides hockey is golf ... His first job was working in a sports store at age 14 ... Married - wife, Heather; son, Aiden; daughter, Olivia.

**CAREER TRANSACTIONS: June 24, 2006** - Selected by Vancouver in the first round, 14th overall, of the 2006 NHL Entry Draft. **June 25, 2010** - Acquired by Florida, along with Steve Bernier and a first round pick in the 2010 NHL Entry Draft (Quinton Howden), in exchange for Keith Ballard and Victor Oreskovich. **October 5, 2010** - Claimed off waivers by the NY Islanders. **September 17, 2015** - Acquired by Toronto in exchange for Taylor Beck, Carter Verhaeghe, Matt Finn, Tom Nilsson, and Christopher Gibson. **July 1, 2016** - Signed by the Rangers as a free agent.

## CAREER STATISTICS

SEASON	TEAM	LEAGUE	REGULAR SEASON					PLAYOFFS				
			GP	G	A	PTS	PIM	GP	G	A	PTS	PIM
2002-03	EC Villacher SV U20	Austria-U20	13	6	4	10	4	-	-	-	-	-
2003-04	EC Villacher SV U20	Austria-U20	23	32	5	37	58	-	-	-	-	-
	EC Villacher SV	EBEL	18	2	1	3	0	-	-	-	-	-
	Austria	WJ18-DI	5	3	1	4	4	-	-	-	-	-
2004-05	Spokane	WHL	58	13	11	24	18	-	-	-	-	-
	Austria	WJ18-DI	4	4	1	5	29	-	-	-	-	-
	Austria	WJC-DI	4	1	2	3	2	-	-	-	-	-
2005-06	Spokane	WHL	67	36	14	50	28	-	-	-	-	-
2006-07	Spokane	WHL	55	39	16	55	34	6	0	1	1	2
	Manitoba	AHL	2	1	1	2	0	6	0	0	0	0
2007-08	Manitoba	AHL	74	22	22	44	8	6	3	0	3	2
2008-09	Manitoba	AHL	66	30	18	48	20	20	10	7	17	2
	Austria	Oly-Q	3	5	0	5	0	-	-	-	-	-
2009-10	Canucks	NHL	20	5	6	11	8	9	1	0	1	0
	Manitoba	AHL	38	15	11	26	6	-	-	-	-	-
2010-11	Islanders	NHL	76	34	18	52	10	-	-	-	-	-
2011-12	Islanders	NHL	78	20	12	32	12	-	-	-	-	-
	Austria	WC-DI	5	0	4	4	0	-	-	-	-	-
2012-13	Islanders	NHL	45	16	5	21	12	6	1	3	4	0
	EC Villacher SV	EBEL	17	10	9	19	2	-	-	-	-	-
2013-14	Islanders	NHL	64	12	14	26	12	-	-	-	-	-
	Austria	Olympics	4	5	1	6	0	-	-	-	-	-
2014-15	Islanders	NHL	34	8	5	13	4	2	0	1	1	2
2015-16	Maple Leafs	NHL	80	9	9	18	12	-	-	-	-	-
2016-17	RANGERS	NHL	76	27	13	40	10	12	4	2	6	0
	Austria	Oly-Q	3	1	0	1	0	-	-	-	-	-
NHL TOTALS			473	131	82	213	80	29	6	6	12	2
NYR TOTALS			76	27	13	40	10	12	4	2	6	0

## STATISTICAL BREAKDOWN

SEASON	PPG	SHG	GWG	+/-	S	S%	TF	F%	H	BS	MIN
2009-10	2	0	1	2	63	7.9	2	50.0	9	1	13:54
2010-11	2	6	3	13	228	14.9	6	33.3	22	26	15:04
2011-12	1	1	3	-18	174	11.5	5	60.0	16	30	15:32
2012-13	2	1	3	4	108	14.8	22	45.5	16	19	14:47
2013-14	0	3	2	-10	137	8.8	15	46.7	68	25	14:11
2014-15	0	0	0	4	63	12.7	2	0.0	62	21	12:56
2015-16	0	1	2	-4	116	7.8	13	23.1	41	55	14:28
2016-17	0	1	3	22	162	16.7	13	53.8	41	34	14:05
TOTALS	7	13	17	13	1,051	12.5	78	42.3	275	211	14:32

## SCORING VS. NHL

TEAM	GP	G	A	PTS
ANA	12	5	1	6
ARI	10	1	5	6
BOS	22	7	3	10
BUF	19	9	4	13
CGY	10	3	3	6
CAR	22	6	3	9
CHI	11	2	1	3
COL	10	3	2	5
CBJ	14	7	5	12
DAL	9	1	1	2
DET	14	3	2	5
EDM	11	4	4	8
FLA	20	4	3	7
LAK	11	3	4	7
MIN	10	1	1	2
MTL	18	4	1	5
NSH	10	1	3	4
NJD	25	5	3	8
NYI	6	2	0	2
NYR	25	4	0	4
OTT	20	3	3	6
PHI	29	9	6	15
PIT	30	10	6	16
SJS	10	3	0	3
STL	10	3	3	6
TBL	18	10	3	13
TOR	18	9	5	14
VAN	9	0	1	1
VGK	-	-	-	-
WSH	23	2	3	5
WPG	17	7	3	10
<b>TOTALS</b>	<b>473</b>	<b>131</b>	<b>82</b>	<b>213</b>

## CAREER HIGHLIGHTS

### CAREER HIGHS (LAST TIME)

<b>GOALS</b>	3 (4x), 1/7/17 at CBJ
<b>ASSISTS</b>	3, 10/8/13 vs. PHX
<b>POINTS</b>	4 (2x), 1/7/17 at CBJ (3G-1A)
<b>PIM</b>	4, 10/25/09 vs. EDM
<b>SHOTS</b>	9, 3/18/11 at CAR
<b>GOAL STREAK</b>	6, 2/5/11 - 2/15/11 (10)
<b>ASSIST STREAK</b>	3, 3/18/11 - 3/22/11 (3)
<b>POINT STREAK</b>	6 (2x), 2/5/11 - 2/15/11 (10G-3A)

### NHL AWARDS

NHL All-Rookie Team, 2010-11

### NHL FIRSTS

<b>GAME</b>	10/16/09 at CGY
<b>GOAL</b>	10/21/09 at CHI (Niemi)
<b>ASSIST</b>	10/16/09 at CGY

### CAREER HAT TRICKS (4)

DATE	OPPONENT	GOALTENDER
4/2/10	at ANA	McElhinney
2/13/11	at BUF	Miller
10/30/16	TBL	Bishop
1/7/17	at CBJ	McElhinney

### CAREER PENALTY SHOTS (8)

DATE	OPPONENT	GOALTENDER (RESULT)
2/11/11	PIT	Johnson (Save)
11/25/11	NJD	Hedberg (Save)
1/12/12	PHI	Bobrovsky (Save)
4/5/12	WPG	Mason (Goal)
2/28/13	TOR	Reimer (Save)
2/4/14	at WSH	Neuvirth (Save)
11/14/15	VAN	Miller (Save)
12/22/15	at ARI	Domingue (Save)

### CAREER SHOOTOUTS

GOALS	SHOTS	SHOT%	GDG
0	1	0.0	0

## UP FOR GRABS

In 2016-17, Michael Grabner became the third NHL player in the last 25 seasons (since 1991-92) to register at least 27 goals in a season without tallying at least one power play goal (Mike Donnelly - 1991-92; Alexandre Burrows - 2008-09).





# KEVIN HAYES

CENTER

13

HEIGHT 6'5" WEIGHT 217 SHOOTS LEFT BORN MAY 8, 1992 BIRTHPLACE DORCHESTER, MA

**CAREER HIGHLIGHTS: 2016-17:** Established career-highs in assists (32), points (49), shorthanded assists (six), shorthanded points (seven), shots on goal (143), and game-winning goals (four), and tied his career-high in goals (17) ... Led the NHL in shorthanded assists and tied for the NHL lead in shorthanded points; became the first Ranger to lead the NHL in shorthanded assists outright since Messier in 1996-97 ... The Rangers posted a 29-2-2 record in games which he tallied a point, including a 15-0-0 record in games which he tallied a goal ... Led the Rangers in points on the road (30; 11 goals, 19 assists) ... Registered 15 points (seven goals, eight assists) and a plus-15 rating over a 12-game span from Oct. 30 vs. TBL to Nov. 21 at PIT ... Posted a career-high six-game point streak from Oct. 30 vs. TBL to Nov. 8 vs. VAN (four goals, six assists), including a career-high four-game goal streak from Nov. 1 vs. STL to Nov. 6 vs. WPG ... Established a single-game career-high with three assists and tied single-game career-highs with three points and a plus-four rating on Oct. 30 vs. TBL ... Led the Rangers in goals (eight) and points (13) in November; was the only NHL player who recorded at least 13 points and a plus-10 rating during the month ... Selected as the NHL's Third Star of the Week for the week ending on Nov. 6, as he recorded six points (four goals, two assists) and a plus-seven rating in four games; tied for the NHL lead in goals, tied for second in the NHL in plus/minus rating, and tied for fourth in the league in points during the week ... Notched three points (one goal, two assists) and posted a plus-two rating on Nov. 3 vs. EDM ... Tallied a shorthanded goal, which was the game-winning goal, and posted a plus-two rating on Nov. 5 at BOS ... Posted his first career multi-goal game in the NHL, recording two goals on Nov. 15 at VAN ... Tallied two points (one goal, one assist), tied a single-game career-high with six shots on goal, and posted a plus-two rating on Nov. 21 at PIT ... Registered the game-winning goal, which was his 100th career NHL point, on Nov. 25 at PHI ... Recorded 12 points (two goals, 10 assists) over a 10-game span from Dec. 27 vs. OTT to Jan. 19 at TOR; posted four multi-



point games in the 10 contests ... Tied single-game career-highs with three assists and three points on Dec. 29 at ARI ... Recorded two goals and posted a plus-three rating on Jan. 4 at PHI ... Tallied an assist, recorded five shots on goal, and posted a plus-one rating while skating in his 200th career NHL game on Jan. 7 at CBJ ... Recorded two assists, including one shorthanded assist and an assist on the game-winning goal, and tied a single-game career-high with six shots on goal on Jan. 19 at TOR ... Tied single-game career-highs with three assists and three points, and posted a plus-three rating on Feb. 9 vs. NSH ... Tallied two points (one goal, one assist), including his sixth shorthanded assist of the season, and posted a plus-two rating on Mar. 12 at DET; became the first Ranger to tally six shorthanded assists in one season since Messier in 1996-97 ... Tallied an assist and recorded five shots on goal on Mar. 21 at NJD ... Established playoff career-highs in faceoff wins (102) and faceoff win percentage (51.8%; 102-for-197) ... Tied for the team lead in faceoff wins, ranked second in faceoff win percentage, and tied for sixth in assists (three) in the playoffs ... Posted a faceoff win percentage of 50.0% or better in nine of 12 playoff contests ... Tallied an assist on the game-winning goal, led all skaters with 12 faceoff wins (12-for-19; 63.2%), and posted a plus-one rating in Game 6 of the First Round vs. MTL on Apr. 22 ... Tallied an assist in two consecutive games in Game 4 of the Second Round vs. OTT on May 4 and Game 5 at OTT on May 6. **2015-16:** Established a career-high in power play goals (three) and tied his career-high in games played (79) ... Tied for fifth on the Rangers in even strength assists (19), ranked sixth in primary assists (14), and tied for sixth in assists (22), power play goals, and even strength points (30) ... Ranked sixth on the Rangers in assists per 60 minutes of ice time (1.22) ... The Rangers posted an 18-6-6 record in games which he tallied a point, including an 8-3-3 record in games which he registered a goal ... Posted a three-game point streak over the first three games of the season from Oct. 7 at CHI to Oct. 10 vs. CBJ (one goal, two assists) ... Tallied a point in eight games



over a 10-game span from Oct. 22 vs. ARI to Nov. 14 at OTT (four goals, five assists over the span) ... Registered two points (one goal, one assist) while skating in his 100th career NHL game on Nov. 23 vs. NSH ... Tallied two points (one goal, one assist) and posted a plus-two rating on Jan. 9 vs. WSH ... Posted a three-game point streak from Feb. 21 vs. DET to Feb. 25 at STL (one goal, two assists) ... Skated in three playoff games. **2014-15:** Led NHL rookies in primary assists (25), ranked second in shooting percentage (15.3%), tied for third in plus/minus rating (plus-15), ranked fifth in points (45), tied for fifth in assists (28), and ranked sixth in goals (17) ... Led the Rangers in shooting percentage and tied for fifth in goals ... Recorded one shot on goal in 14:17 of ice time while making his NHL debut in the Rangers' home opener on Oct. 12 vs. TOR ... Tallied his first career NHL point with a goal on Oct. 19 vs. SJS ... Recorded his first career NHL assist and posted a plus-one rating on Oct. 21 at NJD ... Posted a five-game point streak from Feb. 7 at NSH to Feb. 14 at ARI, including a three-game goal streak from Feb. 10 at TOR to Feb. 14 at ARI ... Notched his first career shorthanded goal on Feb. 14 at ARI; became the first Ranger rookie to tally a power play goal and a shorthanded goal in the same season since Mikael Samuelsson in 2001-02 ... Tallied his 40th point of the season on Apr. 6 vs. CBJ ... Tied for first among NHL rookies in primary assists (five) and game-winning goals (one), ranked second in power play points (three), tied for second in assists (five), power play assists (two), and takeaways (nine), and tied for third in points (seven) in the playoffs ... Tied for the team lead in primary assists in the playoffs ... Tallied his first career NHL playoff goal/point by tallying the game-winning goal in overtime in Game 4 of the First Round at PIT on Apr. 22; became the first Rangers rookie to tally a playoff OT goal on the road in franchise history ... Registered his first career NHL playoff assist in Game 1 of the Second Round vs. WSH on Apr. 30 ... Tallied a power play goal in Game 7 vs. WSH on May 13; became the second Rangers rookie to tally a goal in Game 7 of a playoff series, and the first to do so since Muzz Patrick in the Semifinals in 1939 against BOS.

**COLLEGE CAREER: 2013-14:** Named a finalist for the Hobey Baker Award as the top player in collegiate hockey ... Named to the NCAA East First All-American Team and Hockey East's First All-Star Team ... Established collegiate career-highs in goals (27), assists (38), points (65), plus/minus rating (plus-34), power play goals (six), and game-winning goals (six) ...

Ranked second in the nation in points, third in plus/minus rating, fourth in assists, and fifth in goals ... Ranked second on Boston College in goals, points, game-winning goals, and shots on goal (140), tied for second in power play goals, and ranked third in assists and plus/minus rating. **2012-13:** Tied for third on Boston College in assists (19), tied for fourth in power play goals (four), and tied for fifth in points (25) ... Tallied seven multi-point games, including three multi-point performances. **2011-12:** Tied for fifth on Boston College in assists (21), power play goals (three), and game-winning goals (three) while helping the Eagles win the National Championship ... Registered an assist in the National Championship Game on Apr. 7 vs. Ferris State. **2010-11:** Led freshmen on the team in power play goals (two), tied for first among team freshmen in assists (10), and ranked second in goals (four) and points (14) ... Made his collegiate debut on Oct. 9 at Northeastern ... Tallied his first career collegiate goal, assist, and point as part of a two-point effort on Oct. 15 at Denver.

**USHL CAREER: 2009-10:** Registered two goals in two games with the United States U-18 National Development Team (USDP).

**HIGH SCHOOL CAREER: 2009-10:** Tallied 69 points (25 goals, 44 assists) in 29 games with Noble & Greenough School. **2008-09:** Registered 55 points (28 goals, 27 assists) in 23 games with Noble & Greenough School. **2007-08:** Recorded 13 points (eight goals, five assists) in 29 games with Noble & Greenough School.

**INTERNATIONAL CAREER: 2017:** Registered four points (two goals, two assists) and posted a plus-four rating in three games while representing the United States at the 2017 IIHF World Championship. **2014:** Registered two points (one goal, one assist) in eight games while representing the United States at the 2014 IIHF World Championship.

**BACKGROUND:** Nickname is "Hazy" ... His brother, Jimmy, plays for the Boston Bruins; the two were teammates at Boston College for one season ... Two of his cousins are former NHL players Keith Tkachuk and Tom Fitzgerald ... Received a degree in communications from Boston College ... If he wasn't playing hockey, he would be a police officer ... Single.

**CAREER TRANSACTIONS: June 25, 2010 -** Selected by Chicago in the first round, 24th overall, of the 2010 NHL Entry Draft. **August 20, 2014 -** Signed by the Rangers as a free agent.



# CAREER STATISTICS

SEASON	TEAM	LEAGUE	REGULAR SEASON					PLAYOFFS				
			GP	G	A	PTS	PIM	GP	G	A	PTS	PIM
2007-08	Noble & Greenough School	HIGH-MA	29	8	5	13	2	-	-	-	-	-
2008-09	Noble & Greenough School	HIGH-MA	23	28	27	55	15	-	-	-	-	-
2009-10	Cape Cod	MINOR-MA	25	21	30	51	-	-	-	-	-	-
	Noble & Greenough School	HIGH-MA	29	25	44	69	8	-	-	-	-	-
	U.S. Nat'l Team U-18	USDP	2	2	0	2	0	-	-	-	-	-
2010-11	Boston College	NCAA	31	4	10	14	8	-	-	-	-	-
2011-12	Boston College	NCAA	44	7	21	28	10	-	-	-	-	-
2012-13	Boston College	NCAA	27	6	19	25	14	-	-	-	-	-
2013-14	Boston College	NCAA	40	27	38	65	16	-	-	-	-	-
	United States	WC	7	1	1	2	0	-	-	-	-	-
2014-15	<b>RANGERS</b>	<b>NHL</b>	<b>79</b>	<b>17</b>	<b>28</b>	<b>45</b>	<b>22</b>	<b>19</b>	<b>2</b>	<b>5</b>	<b>7</b>	<b>2</b>
2015-16	<b>RANGERS</b>	<b>NHL</b>	<b>79</b>	<b>14</b>	<b>22</b>	<b>36</b>	<b>30</b>	<b>3</b>	<b>0</b>	<b>0</b>	<b>0</b>	<b>4</b>
2016-17	<b>RANGERS</b>	<b>NHL</b>	<b>76</b>	<b>17</b>	<b>32</b>	<b>49</b>	<b>18</b>	<b>12</b>	<b>0</b>	<b>3</b>	<b>3</b>	<b>4</b>
	United States	WC	3	2	2	4	4	-	-	-	-	-
<b>NHL/NYR TOTALS</b>			<b>234</b>	<b>48</b>	<b>82</b>	<b>130</b>	<b>70</b>	<b>34</b>	<b>2</b>	<b>8</b>	<b>10</b>	<b>10</b>

## STATISTICAL BREAKDOWN

SEASON	PPG	SHG	GWG	+/-	S	S%	TF	F%	H	BS	MIN
2014-15	1	1	1	15	111	15.3	681	36.3	57	33	13:02
2015-16	3	0	3	4	133	10.5	381	35.9	59	23	13:39
2016-17	1	1	4	10	143	11.9	968	45.7	40	30	16:33
<b>TOTALS</b>	<b>5</b>	<b>2</b>	<b>8</b>	<b>29</b>	<b>387</b>	<b>12.4</b>	<b>2,030</b>	<b>40.7</b>	<b>156</b>	<b>86</b>	<b>14:23</b>

## SCORING VS. NHL

TEAM	GP	G	A	PTS
ANA	6	0	3	3
ARI	6	3	5	8
BOS	9	2	0	2
BUF	8	1	2	3
CGY	5	1	3	4
CAR	13	0	4	4
CHI	6	1	2	3
COL	6	3	4	7
CBJ	11	3	4	7
DAL	6	1	2	3
DET	9	2	3	5
EDM	6	1	4	5
FLA	8	2	0	2
LAK	5	3	2	5
MIN	5	0	0	0
MTL	9	0	3	3
NSH	6	1	6	7
NJD	12	2	5	7
NYI	13	1	3	4
NYR	-	-	-	-
OTT	9	1	4	5
PHI	12	3	2	5
PIT	12	3	4	7
SJS	6	2	2	4
STL	5	2	1	3
TBL	7	1	3	4
TOR	9	1	3	4
VAN	6	2	2	4
VGK	-	-	-	-
WSH	13	4	5	9
WPG	6	2	1	3
<b>TOTALS</b>	<b>234</b>	<b>48</b>	<b>82</b>	<b>130</b>

## CAREER HIGHLIGHTS

CAREER HIGHS (LAST TIME)	
<b>GOALS</b>	2 (2x), 1/4/17 at PHI
<b>ASSISTS</b>	3 (3x), 2/9/17 vs. NSH
<b>POINTS</b>	3 (6x), 2/9/17 vs. NSH (3A)
<b>PIM</b>	10, 2/8/16 vs. NJD
<b>SHOTS</b>	6 (3x), 1/19/17 at TOR
<b>GOAL STREAK</b>	4, 11/1/16 - 11/6/16 (4)
<b>ASSIST STREAK</b>	3, 12/27/16 - 12/31/16 (5)
<b>POINT STREAK</b>	6, 10/30/16 - 11/8/16 (4G-6A)

## NHL FIRSTS

<b>GAME</b>	10/12/14 vs. TOR
<b>GOAL</b>	10/19/14 vs. SJS (Stalock)
<b>ASSIST</b>	10/21/14 at NJD

## CAREER SHOOTOUTS

GOALS	SHOTS	SHOT%	GDG
1	2	50.0	1



# NICK HOLDEN

DEFENSEMAN

55

HEIGHT 6'4" WEIGHT 214 SHOOTS LEFT BORN MAY 15, 1987 BIRTHPLACE ST. ALBERT, AB

**CAREER HIGHLIGHTS: 2016-17:** Established career-highs in goals (11), assists (23), points (34), and plus/minus rating (plus-13) ... Was one of two NHL defensemen who recorded at least 10 goals and 150 hits ... Was one of nine NHL defensemen who registered at least 11 goals, 34 points, and a plus-12 rating ... Led the Rangers in hits (164), ranked second in average ice time (20:36), and ranked fifth in blocked shots (88) ... Led Rangers defensemen in goals, even strength goals (eight), and power play goals (three) ... Registered his first assist/point as a Ranger, tied for the team-high with four hits, and posted a plus-one rating in 21:59 of ice time while making his Rangers debut on Oct. 13 vs. NYI ... Posted a plus/minus rating of even or better in each of the first 13 games of the season (plus-13 rating over the span) ... Notched an assist and tied a single-game career-high with a plus-three rating on Oct. 30 vs. TBL ... Tied a career-high with a three-game point streak from Nov. 3 vs. EDM to Nov. 6 vs. WPG (one goal, three assists) ... Tied a single-game career-high with two assists, registered an assist on the game-winning goal, and posted a plus-two rating on Nov. 3 vs. EDM ... Tallied two points (one goal, one assist) on Nov. 15 at VAN ... Registered the game-winning goal in overtime on Dec. 9 at CHI; was his first career overtime goal in the NHL ... Was credited with six hits while skating in a game-high 26:24 of ice time on Dec. 13 vs. CHI ... Tallied a goal in two consecutive games and posted a multi-point game in two consecutive contests for the first time in his NHL career on Dec. 27 vs. OTT and Dec. 29 at ARI (three goals, one assist over the span) ... Tied a single-game career-high with two goals, and recorded the game-winning goal, on Dec. 27 vs. OTT ... Notched two points (one goal, one assist), including a power play goal, and posted a plus-two rating in 22:27 of ice time on Dec. 29 at ARI ... Registered a shorthanded assist and led all skaters with eight hits in 19:38 of ice time on Jan. 19 at TOR ... Recorded an assist on the game-winning goal while skating in a team-high 23:56 of ice time on Feb. 13 at CBJ ... Recorded a goal, registered two hits, and was credited with two blocked shots in 20:12 of ice time on Feb. 16 at NYI ... Notched two points (one goal, one assist), including a power play goal, on Mar. 31 vs. PIT ... Skated in



his 300th career NHL game on Apr. 2 vs. PHI ... Established playoff career-highs in games played (11) and assists (two), and tied his playoff career-high in points (four) ... Tied for sixth among NHL defensemen in goals (two) and tied for 10th among NHL defensemen in hits (40) in the playoffs ... Tied for the team lead in hits and ranked fourth in blocked shots (22) in the playoffs ... Led Rangers defensemen in hits, ranked second in shots on goal (22), tied for second in goals, and tied for third in assists and points in the playoffs ... Led all skaters with nine hits in Game 5 of the First Round at MTL on Apr. 20 ... Tied a playoff career-high with a three-game point streak from Game 4 of the Second Round vs. OTT on May 4 to Game 6 vs. OTT on May 9 (two goals, one assist) ... Registered a goal in two consecutive games in Game 4 vs. OTT on May 4 and Game 5 at OTT on May 6. **2015-16:** Established career-highs in games played (82), average ice time (21:52), hits (217), blocked shots (118), and shots on goal (98) ... Was one of six NHL defensemen who registered at least 200 hits and 100 blocked shots ... Was one of five Avalanche players – and one of two Colorado defensemen – who skated in each of the team's 82 games ... Ranked second on the Avalanche in hits, ranked third in blocked shots and average shorthanded ice time (2:20), and ranked fourth in average ice time ... Led Avalanche defensemen in hits, tied for second among Colorado defensemen in even strength assists (15), and tied for third among team defensemen in assists (16) ... Was credited with three or more hits in 41 of 82 games, including four or more hits in 27 contests ... Recorded at least three blocked shots in 17 games ... Logged at least 25:00 of ice time in 10 games; Colorado posted a 6-3-1 record in those contests ... Established single-game career-highs with two assists and a plus-three rating on Oct. 16 at ANA ... Recorded an assist in back-to-back games on Nov. 1 vs. SJS to Nov. 3 vs. CGY ... Tallied two assists and posted a plus-three rating on Nov. 10 at PHI ... Registered a goal, was credited with six hits, and posted a plus-three rating on Nov. 30 at NYI ... Notched a goal and tied single-game career-highs with nine hits and a plus-three rating in 22:24 of ice time on Dec. 19 vs. EDM ... Established career-highs with a three-



game assist/point streak from Jan. 6 vs. STL to Jan. 10 at CHI (four assists over the span) ... Skated in a single-game career-high 28:52 of ice time on Jan. 22 vs. STL ... Skated in his 200th career NHL game on Feb. 20 at EDM.

**2014-15:** Tied career-highs in game-winning goals (two) and power play goals (two) ... Ranked fifth on the Avalanche in average ice time (19:48), hits (156), and blocked shots (96) ... Tied for first among Avalanche defensemen in game-winning goals, tied for second among Colorado defensemen in power play goals and power play points (six), and tied for third among Avalanche defensemen in goals (five) ... Notched an assist in back-to-back games on Oct. 21 vs. FLA and Oct. 24 vs. VAN ... Skated in his 100th career NHL game on Jan. 12 at WSH ... Recorded the game-winning goal on Jan. 15 at FLA ... Established a single-game career-high with six blocked shots on Mar. 4 vs. PIT.

**2013-14:** Established career-highs in game-winning goals (two), power play assists (five), and power play points (seven) ... Ranked fifth on Colorado in plus/minus rating (plus-12) and tied for fifth in average ice time (18:40) ... Ranked second among Avalanche defensemen in goals (10) and plus/minus rating, and tied for second in power play goals (two) and game-winning goals ... Made his debut with Colorado on Nov. 1 at DAL ... Recorded his first career NHL goal/point, which was also his first career NHL game-winning goal, on Nov. 10 vs. WSH ... Tallied his first career NHL assist on Nov. 14 at STL ... Established career-highs with two goals, three points, five shots on goal, and nine hits on Jan. 18 at NSH; posted his first career multi-goal game in the NHL ... Registered two goals, including his first career NHL power play goal, on Mar. 2 vs. TBL ... Tallied his first career NHL shorthanded assist/point on Mar. 29 vs. SJS ... Registered four points (three goals, one assist) and a plus-two rating in seven playoff games; established playoff career-highs in goals and points ... Led Colorado in power play goals (two), tied for the team lead in power play points (two), tied for second in goals, tied for fourth in plus/minus rating, and tied for fifth in points in the playoffs ... Made his NHL playoff debut in Game 1 of the First Round vs. MIN on Apr. 17 ... Tallied his first career NHL playoff assist/point in Game 2 vs. MIN on Apr. 19 ... Posted a three-game goal/point streak from Game 5 vs. MIN on Apr. 26 to Game 7 vs. MIN on Apr. 30 ... Registered his first career NHL playoff goal and posted a plus-two rating in Game 5 vs. MIN on Apr. 26.

**2012-13:** Skated in two games with Columbus ... Posted a plus-two rating on Feb. 7 vs. CGY.

**2010-11:** Skated in five games with Columbus ... Was credited with three blocked shots and posted a plus-one rating while making his NHL debut on Oct. 20 vs. ANA.

**AHL CAREER: 2012-13:** Established AHL career-highs in games played (73), goals (nine), assists (30), points (39), and plus/minus rating (plus-24) ... Ranked sixth in the AHL in plus/minus rating ... Ranked fourth among AHL defensemen in plus/minus rating, tied for eighth in points, and tied for 10th in assists ... Led Springfield in plus/minus rating, ranked third in assists, and ranked fourth in points ... Received Springfield's Al Lawrence Best Defensive Player Award and Jim Denver Good Guy Award ... Named Springfield's IOA/American Specialty AHL Man of the Year Award winner ... Tallied three assists in eight playoff games.

**2011-12:** Tallied nine points (three goals, six assists) in 25 games with Springfield.

**2010-11:** Tallied at least 20 points for the third straight season (25; four goals and 21 assists) ... Tied for fifth on Springfield – and ranked second among Falcons defensemen – in assists.

**2009-10:** Ranked second among Syracuse defensemen in points (23).

**2008-09:** Ranked second among Syracuse defensemen in assists (18) and points (22).

**2007-08:** Made his AHL debut on Apr. 6 at Rochester.

**JUNIOR CAREER: 2007-08:** Established WHL career-highs in games played (70), goals (22), assists (38), and points (60) ... Led WHL defensemen in goals and power play goals (14), tied for first in game-winning goals (five), and ranked third in points ... Recorded four points (one goal, three assists) in four playoff games.

**2006-07:** Ranked fourth on Chilliwack in assists (23) and ranked fifth in points (31) ... Led Bruins defensemen in goals (eight), assists, and points ... Recorded two points (one goal, one assist) in five playoff contests.

**JUNIOR A CAREER: 2005-06:** Split the season between the Camrose Kodiaks and the Sherwood Park Crusaders of the Alberta Junior Hockey League (AJHL) ... Registered 30 points (seven goals, 23 assists) in 57 games during the season.

**2004-05:** Skated in four games with the Camrose Kodiaks.

**BACKGROUND:** Lists juggling as his hidden talent ... Grew up in the same town as Mark Messier and Jarome Iginla ... Began a plumbing apprenticeship for one year when he was 18 before devoting all of his efforts to hockey ... Married – wife, Angela; sons, Parker and Carter; daughter, Noa.

**CAREER TRANSACTIONS: March 28, 2008** – Signed by Columbus as an undrafted free agent.

**July 5, 2013** – Signed by Colorado as a free agent.

**June 25, 2016** – Acquired by the Rangers in exchange for a fourth round pick in the 2017 NHL Entry Draft.

## CAREER STATISTICS

SEASON	TEAM	LEAGUE	REGULAR SEASON					PLAYOFFS				
			GP	G	A	PTS	PIM	GP	G	A	PTS	PIM
2004-05	Camrose	AJHL	4	0	0	0	0	-	-	-	-	-
2005-06	Camrose	AJHL	29	5	8	13	27	-	-	-	-	-
	Sherwood Park	AJHL	28	2	15	17	19	-	-	-	-	-
2006-07	Chilliwack	WHL	67	8	23	31	62	5	1	1	2	6
2007-08	Chilliwack	WHL	70	22	38	60	54	4	1	3	4	0
	Syracuse	AHL	1	0	0	0	2	-	-	-	-	-
2008-09	Syracuse	AHL	61	4	18	22	46	-	-	-	-	-
2009-10	Syracuse	AHL	68	6	17	23	52	-	-	-	-	-
2010-11	Blue Jackets	NHL	5	0	0	0	0	-	-	-	-	-
	Springfield	AHL	67	4	21	25	63	-	-	-	-	-
2011-12	Springfield	AHL	25	3	6	9	14	-	-	-	-	-
2012-13	Blue Jackets	NHL	2	0	0	0	0	-	-	-	-	-
	Springfield	AHL	73	9	30	39	58	8	0	3	3	6
2013-14	Avalanche	NHL	54	10	15	25	22	7	3	1	4	8
2014-15	Avalanche	NHL	78	5	9	14	28	-	-	-	-	-
2015-16	Avalanche	NHL	82	6	16	22	24	-	-	-	-	-
2016-17	RANGERS	NHL	80	11	23	34	35	11	2	2	4	4
NHL TOTALS			301	32	63	95	109	18	5	3	8	12
NYR TOTALS			80	11	23	34	35	11	2	2	4	4

### STATISTICAL BREAKDOWN

SEASON	PPG	SHG	GWG	+/-	S	S%	TF	F%	H	BS	MIN
2010-11	0	0	0	E	6	0.0	0	0.0	4	9	17:11
2012-13	0	0	0	I	2	0.0	0	0.0	3	0	8:30
2013-14	2	0	2	I2	66	15.2	0	0.0	118	57	18:40
2014-15	2	0	2	-11	94	5.3	0	0.0	156	96	19:48
2015-16	0	0	0	-1	98	6.1	0	0.0	217	118	21:52
2016-17	3	0	2	13	84	13.1	1	0.0	164	88	20:36
TOTALS	7	0	6	14	350	9.1	1	0.0	662	368	20:15

### SCORING VS. NHL


TEAM	GP	G	A	PTS
ANA	11	1	5	6
ARI	10	2	1	3
BOS	8	1	2	3
BUF	7	1	0	1
CGY	12	1	1	2
CAR	9	1	0	1
CHI	15	1	3	4
COL	3	0	0	0
CBJ	10	0	6	6
DAL	14	1	3	4
DET	7	0	0	0
EDM	11	2	2	4
FLA	9	2	2	4
LAK	10	0	1	1
MIN	13	0	1	1
MTL	8	0	1	1
NSH	14	5	4	9
NJD	10	0	3	3
NYI	10	2	3	5
NYR	6	0	0	0
OTT	8	3	2	5
PHI	11	1	4	5
PIT	10	1	3	4
SJS	11	0	2	2
STL	13	1	4	5
TBL	9	2	1	3
TOR	8	1	3	4
VAN	11	1	3	4
VGK	-	-	-	-
WSH	8	1	0	1
WPG	15	1	3	4
TOTALS	301	32	63	95

### CAREER HIGHLIGHTS

CAREER HIGHS (LAST TIME)	
GOALS	2 (3x), 12/27/16 vs. OTT
ASSISTS	2 (4x), 11/3/16 vs. EDM
POINTS	3, 1/18/14 at NSH (2G-1A)
PIM	5, 3/21/17 at NJD
SHOTS	5 (2x), 1/20/16 vs. BUF
GOAL STREAK	2, 12/27/16 - 12/29/16 (3)
ASSIST STREAK	3, 1/6/16 - 1/10/16 (4)
POINT STREAK	3 (2x), 11/3/16 - 11/6/16 (1G-3A)

### NHL FIRSTS

GAME	10/20/10 vs. ANA
GOAL	11/10/13 vs. WSH (Holtby)
ASSIST	11/14/13 at STL



# STEVEN KAMPFER

## DEFENSEMAN

47

HEIGHT 5'11" WEIGHT 195 SHOOTS RIGHT BORN SEP 24, 1988 BIRTHPLACE ANN ARBOR, MI

**CAREER HIGHLIGHTS: 2016-17:** Was credited with three blocked shots and registered two shots on goal in 15:44 of ice time while making his Rangers debut on Feb. 28 vs. WSH ... Notched his first assist/point as a Ranger and posted a plus-one rating on Mar. 7 at FLA ... Led the Rangers with four hits on Mar. 9 at CAR ... Posted a plus-one rating in 15:11 of ice time on Mar. 12 at DET ... Registered his first goal as a Ranger on Mar. 13 vs. TBL ... Led the Rangers with four hits in 13:57 of ice time on Mar. 17 vs. FLA ... Skated in one game with Florida prior to being acquired by the Rangers on Nov. 8. **2015-16:** Established a career-high in games played (47) ... Tallied an assist in back-to-back games on Dec. 3 at NSH and Dec. 4 at CBJ ... Skated in his 100th career NHL game on Jan. 11 at VAN ... Posted a plus-three rating and was credited with three blocked shots on Mar. 15 at MTL ... Notched an assist, registered five blocked shots, and posted a plus-two rating in 19:47 of ice time on Mar. 24 at BOS. **2014-15:** Recorded four points (two goals, two assists) in 25 games with Florida ... Posted a plus-one rating while making his Panthers debut on Feb. 5 vs. LAK ... Registered a goal while skating in 22:39 of ice time on Feb. 19 at MTL ... Tallied his second career NHL game-winning goal, was credited with four blocked shots, and posted a plus-two rating in 19:56 of ice time on Mar. 26 at TOR. **2011-12:** Split the season between Boston and Minnesota ... Made his Minnesota debut on Mar. 4 vs. COL ... Recorded his first point as a member of the Wild with a goal on Mar. 8 at PHX ... **2010-11:** Established career-highs in goals (five), assists (five), points (10), and plus/minus rating (plus-nine) ... Made his NHL debut on Dec. 9 vs. NYI ... Tallied his first career NHL point with an assist on Dec. 15 at BUF ... Registered his first career NHL goal and posted a plus-two rating on Dec. 28 at TBL ... Posted the first multi-point game of his career with two points (one goal, one assist), and tallied the first game-winning goal of his NHL career on Jan. 13 vs. PHI.



**AHL CAREER: 2016-17:** Tallied 19 points (four goals, 15 assists) in 43 games with the Wolf Pack ... Was tied for third among Hartford de-

fensemen in goals, assists, and points at the time he was recalled by the Rangers on Mar. 5 ... Notched 10 points (two goals, eight assists) in his final 11 games prior to being recalled by the Rangers ... Established a single-game AHL career-high with three assists and tied a single-game AHL career-high with three points on Mar. 1 vs. Springfield. **2014-15:** Recorded 19 points (eight goals, 11 assists) in 42 games with San Antonio ... Tied for first among San Antonio defensemen in power play goals (four) and shots on goal (106), and ranked third among team defensemen in goals ... Posted a three-game point streak on three separate occasions. **2013-14:** Established AHL career-highs in games played (69), goals (six), assists (20), points (26), and shots on goal (145) ... Ranked second among Iowa defensemen in goals and finished third among defensemen on the team in assists and points ... Tied a career-high with a three-game point streak from Dec. 20 vs. Hamilton to Dec. 26 vs. Rockford (two goals, two assists over the span). **2012-13:** Ranked second among Houston defensemen in assists (17) and points (21) and tied for third among defensemen on the team in goals (four) ... Established a career-high with a three-game assist/point streak on two occasions - from Oct. 21 vs. Milwaukee to Oct. 27 vs. Milwaukee (four assists), and from Feb. 22 at Oklahoma City to Mar. 1 at Abbotsford (one goal, three assists) ... Registered one goal and one assist in five playoff games ... Recorded his first career playoff point with an assist and posted a plus-two rating on Apr. 26 vs. Grand Rapids ... Tallied his first career playoff goal on May 3 at Grand Rapids. **2011-12:** Registered one goal and three assists for four points in 12 games with Providence ... Skated in four playoff games with Houston ... Made his AHL playoff debut and skated in his first game with Houston on Apr. 19 vs. Oklahoma City. **2010-11:** Established an AHL career-high, and tied for the team lead, with a plus-10 rating ... Registered a single-game career-high, three points on two occasions - Oct. 9 at Springfield (one goal, two assists) and Nov. 21 at Manchester. **2009-10:** Made his AHL debut on Apr. 2 vs. Worcester ... Tallied his first career AHL goal





and assist as part of a two-point effort on Apr. 9 vs. Springfield.

**COLLEGE CAREER: 2009-10:** Established collegiate career-highs in games played (45), goals (three), assists (23), points (26), and power play goals (two) while helping Michigan win the CCHA Championship ... Ranked third on the team in assists and plus/minus rating (plus-18), led all Michigan defensemen in points, and tied for second among defensemen on the team in power play goals ... Recorded a career-high, four-game assist/point streak over the final four games of his collegiate career from Mar. 19 vs. Miami to Mar. 28 vs. Miami (seven assists). **2008-09:** Ranked third among defensemen on the team in assists (12) ... Recorded a three-game assist/point streak from Feb. 20 at Ohio State to Feb. 27 at Ferris State. **2007-08:** Established a career-high in plus/minus rating (plus-27) ... Tied for fourth on the team – and tied for fifth in the NCAA – in plus/minus rating while helping Michigan win the CCHA Championship ... Ranked third among Michigan defensemen in assists (15) and points (17). **2006-07:** Tallied his first career collegiate point with a power play goal in his collegiate debut on Oct. 13 vs. Alabama-Huntsville ... Recorded his first collegiate assist on Oct. 19 vs. Miami.

**USHL CAREER: 2005-06:** Established a USHL

career-high in games played (56) and tied a career-high in goals (six) ... Ranked third among defensemen on Sioux City in goals and points (16). **2004-05:** Established career-highs in goals (six), assists (13), and points (19) ... Tied for second among Sioux City defensemen in goals ... Tallied two goals and five assists in 13 playoff games ... Tied for fifth on the team – and tied for the team lead among defensemen – in points in the playoffs.

**BACKGROUND:** Nickname is “Kamps” .... His greatest passion besides hockey is golf, and he played golf for two years in high school ... Idolized Peter Forsberg and Nicklas Lidstrom growing up ... Earned a degree in political science from the University of Michigan ... Engaged – fiancée, Tara.

**CAREER TRANSACTIONS: June 23, 2007** – Selected by Anaheim in the fourth round, 93rd overall, of the 2007 NHL Entry Draft. **March 2, 2010** – Acquired by Boston in exchange for a conditional fourth round pick (later traded) in the 2010 NHL Entry Draft. **February 27, 2012** – Acquired by Minnesota in exchange for Greg Zanon. **July 1, 2014** – Signed by the Rangers as a free agent. **October 6, 2014** – Acquired by Florida, along with Andrew Yogan, in exchange for Joey Crabb. **November 8, 2016** – Acquired by the Rangers in exchange for Dylan McIlrath.

## CAREER STATISTICS

SEASON	TEAM	LEAGUE	REGULAR SEASON					PLAYOFFS				
			GP	G	A	PTS	PIM	GP	G	A	PTS	PIM
2004-05	Sioux City	USHL	47	6	13	19	91	13	2	5	7	12
2005-06	Sioux City	USHL	56	6	10	16	99	-	-	-	-	-
2006-07	Univ. of Michigan	NCAA	35	1	3	4	24	-	-	-	-	-
2007-08	Univ. of Michigan	NCAA	42	2	15	17	36	-	-	-	-	-
2008-09	Univ. of Michigan	NCAA	25	1	12	13	24	-	-	-	-	-
2009-10	Univ. of Michigan	NCAA	45	3	23	26	50	-	-	-	-	-
2010-11	Providence	AHL	6	1	2	3	4	-	-	-	-	-
	Bruins	NHL	38	5	5	10	12	-	-	-	-	-
2011-12	Providence	AHL	22	3	13	16	12	-	-	-	-	-
	Bruins	NHL	10	0	2	2	4	-	-	-	-	-
	Wild	NHL	13	2	1	3	2	-	-	-	-	-
	Providence	AHL	12	1	3	4	8	-	-	-	-	-
	Houston	AHL	-	-	-	-	-	4	0	0	0	2
2012-13	Houston	AHL	55	4	17	21	28	5	1	1	2	9
2013-14	Iowa	AHL	69	6	20	26	48	-	-	-	-	-
2014-15	Panthers	NHL	25	2	2	4	12	-	-	-	-	-
	San Antonio	AHL	42	8	11	19	49	-	-	-	-	-
2015-16	Panthers	NHL	47	0	4	4	26	-	-	-	-	-
2016-17	Panthers	NHL	1	0	0	0	4	-	-	-	-	-
	RANGERS	NHL	10	1	1	2	2	-	-	-	-	-
	Hartford	AHL	43	4	15	19	44	-	-	-	-	-
NHL TOTALS			144	10	15	25	62	-	-	-	-	-
NYR TOTALS			10	1	1	2	2	-	-	-	-	-

### STATISTICAL BREAKDOWN

SEASON	PPG	SHG	GWG	+/-	S	S%	TF	F%	H	BS	MIN
2010-11	0	0	1	9	57	8.8	0	0.0	41	56	17:43
2011-12	0	0	0	-1	20	10.0	0	0.0	19	31	14:54
2014-15	0	0	1	-4	28	7.1	0	0.0	49	33	17:11
2015-16	0	0	0	5	54	0.0	2	50.0	70	70	15:05
2016-17	0	0	0	-2	10	10.0	0	0.0	24	10	13:15
TOTALS	0	0	2	7	169	5.9	2	50.0	203	200	15:59

### SCORING VS. NHL

TEAM	GP	G	A	PTS
ANA	3	0	1	1
ARI	2	1	0	1
BOS	1	0	1	1
BUF	8	2	1	3
CGY	3	0	0	0
CAR	6	0	3	3
CHI	4	0	1	1
COL	4	0	0	0
CBJ	4	0	1	1
DAL	4	0	0	0
DET	6	0	0	0
EDM	2	0	0	0
FLA	5	0	1	1
LAK	5	0	0	0
MIN	3	1	0	1
MTL	9	1	1	2
NSH	4	0	1	1
NJD	4	0	0	0
NYI	5	0	0	0
NYR	4	0	0	0
OTT	10	0	0	0
PHI	3	1	1	2
PIT	5	0	0	0
SJS	3	0	0	0
STL	3	0	0	0
TBL	9	3	0	3
TOR	11	1	1	2
VAN	2	0	0	0
VGK	-	-	-	-
WSH	7	0	1	1
WPG	5	0	1	1
TOTALS	144	10	15	25

### CAREER HIGHLIGHTS

#### CAREER HIGHS (LAST TIME)

**GOALS** 1 (10x), 3/13/17 vs. TBL

**ASSISTS** 1 (15x), 3/7/17 at FLA

**POINTS** 2, 1/13/11 vs. PHI (IG-IA)

**PIM** 4 (5x), 10/29/16 at BUF

**SHOTS** 4 (4x), 4/4/16 at TOR

**GOAL STREAK** N/A

**ASSIST STREAK** 2 (2x), 12/3/15 - 12/4/15 (2)


**POINT STREAK** 2 (2x), 12/3/15 - 12/4/15 (2A)

#### NHL FIRSTS

**GAME** 12/9/10 vs. NYI

**GOAL** 12/28/10 at TBL (Ellis)

**ASSIST** 12/15/10 at BUF



# CHRIS KREIDER

LEFT WING

20

HEIGHT 6'3" WEIGHT 224 SHOOTS LEFT BORN APR 30, 1991 BIRTHPLACE BOXFORD, MA

**CAREER HIGHLIGHTS: 2016-17:** Established career-highs in goals (28), points (53), shots on goal (186), power play assists (seven), power play points (13), and average ice time (17:00), and tied his career-high in assists (25) ... Was one of five NHL players who registered at least 28 goals and 130 hits (Ovechkin, Simmonds, Pavelski, and Lee) ... Led the Rangers in goals, tied for the team lead in power play goals (six), tied for third in game-winning goals (four), and ranked fourth in points and shots on goal; also led the team in games with a goal (24) ... Posted a four-game assist/point streak over the first four games of the season from Oct. 13 vs. NYI to Oct. 19 vs. DET (three goals, four assists) ... Established a career-high with a three-game goal streak over the first three games of the season from Oct. 13 vs. NYI to Oct. 17 vs. SJS ... Posted a multi-point game in each of the first three games of the season (one goal and one assist in each of the three contests); became the first Ranger to register six points in the first three games of a season since Leetch in 1992-93 and the first Ranger to post a multi-point game in each of the first three games of a season since Nicholls in 1990-91 ... Tallied two assists, including one on the game-winning goal, on Nov. 1 vs. STL ... Registered 16 points (11 goals, five assists) and a plus-eight rating in 15 games in December; tied for the NHL lead in goals in December (tied with Crosby) and became the first Ranger to tally at least 10 goals in one calendar month since Nash in January of 2014 ... Tied for 14th in the NHL in goals from Dec. 1 until the end of the regular season (24) ... Recorded two goals, including the game-winning goal, and posted a plus-two rating on Dec. 3 vs. CAR ... Tallied two points (one goal, one assist), including the game-winning goal, on Dec. 11 vs. NJD ... Posted a four-game point streak from Dec. 23 vs. MIN to Dec. 31 at COL (six goals, two assists) ... Established a single-game career-high with eight shots on goal and tied single-game career-highs with three points (two goals, one assist) and a plus-three rating on Dec. 23 vs. MIN ... Selected as the NHL's Second Star of the Week for the week ending on Jan. 1, registering five points (four goals, one assist) in three games;



tied for the NHL lead in goals and tied for third in the league in points during the week ... Recorded his second career NHL hat trick on Dec. 31 at COL ... Tallied two points (one goal, one assist) and was assessed a fighting major on Jan. 17 vs. DAL; became the first Ranger to post a "Gordie Howe Hat Trick" since Dubinsky on Dec. 12, 2010 ... Registered a career-high, five-game point streak from Jan. 31 vs. CBJ to Feb. 9 vs. NSH (four goals, one assist over the span), and tied a career-high with a three-game goal streak from Jan. 31 vs. CBJ to Feb. 5 vs. CGY ... Tallied his 20th goal of the season, which was the game-winning goal in overtime (his first career regular season overtime goal in the NHL), on Feb. 2 at BUF; recorded at least 20 goals for the third consecutive season (2014-15 - 2016-17) ... Tallied his 22nd goal of the season on Feb. 9 vs. NSH, establishing a new career-high in goals ... Tied a career-high with a five-game point streak from Mar. 7 at FLA to Mar. 17 vs. FLA (two goals, four assists), and also tied a career-high with a four-game assist streak from Mar. 9 at CAR to Mar. 17 vs. FLA ... Tallied a goal and tied a single-game career-high with eight shots on goal on Mar. 7 at FLA ... Notched two points (one goal, one assist), both on the power play, on Mar. 9 at CAR ... Registered the game-tying goal with 11.6 seconds remaining in regulation and tied for the game-high with five shots on goal on Mar. 31 vs. PIT ... Tied for the team lead in power play goals (one), ranked fourth in shots on goal (30) and hits (34), and tied for fourth in goals (three) in the playoffs ... Notched the lone assist on the game-winning goal in overtime in Game 5 of the First Round at MTL on Apr. 20 ... Registered three goals in the Second Round against OTT; tied for the team lead in goals in the series ... Skated in his 74th career playoff game with the Rangers in Game 3 vs. OTT on May 2, moving into 10th place on the franchise's all-time playoff games played list ... Registered a goal, tied for the game-high with four hits, and recorded four shots on goal in Game 6 vs. OTT on May 9; tallied his 23rd career playoff goal with the Rangers, passing Vic Hadfield, Don Maloney, and Anders Hedberg for sole possession of seventh





place on the franchise's all-time playoff goals list. **2015-16:** Ranked second on the Rangers in hits (177), tied for third in power play goals (five), ranked fourth in even strength goals (16), ranked fifth in goals (21) and even strength points (35), tied for fifth in points (43), and ranked sixth in shots on goal (158) ... Led the Rangers with 15 goals on the road ... Posted a three-game point streak from Oct. 19 vs. SJS to Oct. 24 at PHI (one goal, two assists) ... Recorded a three-game point streak from Nov. 12 vs. STL to Nov. 15 vs. TOR (one goal, two assists) ... Registered two points (one goal, one assist), including his 100th career NHL point, on Dec. 11 at EDM ... Notched an assist while skating in his 200th career NHL game on Dec. 12 at CGY ... Posted a four-game point streak from Jan. 14 at NYI to Jan. 19 vs. VAN (three goals, two assists) ... Registered two goals on Jan. 17 at WSH ... Tallied a goal and posted a plus-two rating in two consecutive games on Feb. 4 vs. MIN and Feb. 6 at PHI ... Recorded nine points (five goals, four assists) and a plus-six rating in the final eight games of the season ... Tied a single-game career-high with three points (two goals, one assist) and recorded the game-winning goal on Mar. 26 at MTL; posted a three-point game for the first time in exactly one year (Mar. 26, 2015 at OTT) ... Led the Rangers in hits (23), and tied for the team lead in goals (two), power play goals (one), and plus/minus rating (plus-one) in the playoffs ... Registered a goal in Game 5 of the First Round at PIT on Apr. 23; recorded his 20th career playoff goal with the Rangers, passing Walt Tkaczuk for sole possession of 10th place on the franchise's all-time playoff goals list. **2014-15:** Established career-highs in games played (80), assists (25), plus/minus rating (plus-24), power play goals (seven), and game-winning goals (five) ... Was the only NHL player who recorded at least 20 goals, 40 points, a plus-20 rating, and 80 penalty minutes ... Led the Rangers in power play goals, ranked second in game-winning goals, tied for second in goals (21), ranked third in shots on goal (180), and tied for third in plus/minus rating ... Tallied two points (one goal, one assist) and posted a plus-two rating in the Rangers' season opener on Oct. 9 at STL ... Registered a power play goal, notched the primary assist on the game-winning goal in overtime, tied for the game-high with four shots on goal, and posted a plus-two rating on Oct. 21 at NJD ... Posted a three-game point streak from Nov. 3 vs. STL to Nov. 8 at TOR (two goals, two assists) ... Tallied two assists, led all skaters with seven shots on goal, and posted a plus-two rating on Nov. 23 vs. MTL ... Notched his first career NHL regular season game-winning goal on Jan. 3 vs. BUF ... Tallied two points (one

goal, one assist), including the game-winning goal, and posted a plus-two rating on Jan. 10 at SJS ... Posted a three-game point streak from Jan. 31 vs. CAR to Feb. 4 vs. BOS ... Notched two points (one goal, one assist) and tied a single-game career-high with a plus-three rating on Feb. 16 at NYI ... Established a single-game career-high with two power play goals on Feb. 26 vs. ARI ... Tied a single-game career-high with three points (two goals, one assist) on Mar. 26 at OTT; tallied three points in the first period, which is the most points he has notched in one period in a regular season game in his NHL career, and became the first Ranger to record three points in one period of a regular season game on the road since Vinny Prospal on Mar. 12, 2010 ... Posted a four-game point streak from Mar. 31 at WPG to Apr. 6 vs. CBJ, including a three-game assist streak from Apr. 2 at MIN to Apr. 6 vs. CBJ ... Established playoff career-highs in games played (19), goals (seven), shots on goal (38), shooting percentage (18.4%), hits (78), and average ice time (17:14), and tied a playoff career-high in game-winning goals (two) ... Ranked fourth in the NHL in hits, tied for seventh in game-winning goals, and tied for 11th in goals in the playoffs ... Led the Rangers in shooting percentage and hits, tied for the team lead in game-winning goals and power play goals (two), ranked second in goals, ranked fourth in shots on goal, and tied for sixth in points (nine) ... Registered the game-winning goal in Game 3 of the First Round at PIT on Apr. 20 ... Led all skaters in goals (four) and tied for third among all skaters in the series in points (four) in the Second Round against WSH ... Tallied the game-tying goal with 1:41 remaining in regulation in Game 5 vs. WSH on May 8 ... Registered his first career NHL multi-goal game in the playoffs in Game 6 at WSH on May 10; became the first Ranger in franchise history who tallied a goal in both the first minute and last minute of a single period in a playoff game ... Posted a playoff career-high four-game point streak from Game 1 of the Eastern Conference Final vs. TBL on May 16 to Game 4 of the Eastern Conference Final at TBL on May 22. **2013-14:** Ranked fifth among NHL rookies in goals (17), sixth in points (37), ninth in plus/minus rating (plus-14), and tied for second in power play goals (six) ... Led the team in plus/minus rating, ranked third in power play goals, and tied for fifth in goals ... Recorded a single-game career-high, three assists on Nov. 2 vs. CAR ... Registered his first career NHL hat trick on Nov. 30 vs. VAN ... Tied his single-game career-high by recording three points (one goal, two assists) on Jan. 21 vs. NYI ... Established playoff career-highs in assists (eight), points (13), power play goals (three),



and power play points (five) ... Led the Rangers in power play goals and shooting percentage (17.2%), tied for third on the team in assists, and tied for fourth in goals (five), points, and power play points ... Ranked second on the team in points and tied for second in goals and assists after his return to the lineup in Game 4 of the Second Round vs. PIT on May 7 ... Registered 13 points (five goals, eight assists) in the team's final 14 playoff games ... Tied for the team lead in goals (three) and ranked second on the team in assists (five) and points (eight) in the Eastern Conference Final against MTL ... Tallied the game-tying goal at 19:31 of the third period in Game 3 vs. MTL on May 22 ... Registered single-game playoff career-highs with three assists and four points, including three points (one goal, two assists) in the second period in Game 5 at MTL on May 27 ... Tied for second on the team in assists (two) and points (three) in the Stanley Cup Final against LAK. **2012-13:** Made his NHL regular season debut in the season opener on Jan. 19 at BOS ... Notched his first career NHL regular season point with a goal on Feb. 5 at NJD ... Recorded his first career NHL regular season assist on Feb. 7 vs. NYI ... Tallied the game-winning goal in overtime in Game 4 of the Eastern Conference Semifinals vs. BOS on May 23. **2011-12:** Established an NHL record for most playoff goals (five) and points (seven) by a player before skating in a regular season game ... Tied for first among NHL rookies in goals and power play goals (two), tied for second in game-winning goals (two) and power play points (two), and ranked fourth in points during the playoffs ... Made his NHL debut in Game 3 of the Eastern Conference Quarterfinals at OTT on Apr. 16 ... Became the first player to win an NCAA title and make his NHL debut in that year's playoffs since 1990 (John Byce – University of Wisconsin; Boston Bruins) ... Tallied his first career professional point with the game-winning goal in Game 6 at OTT on Apr. 23 ... Notched his first career goal at Madison Square Garden with the game-winner, and added his first professional assist in Game 1 of the Eastern Conference Semifinals vs. WSH on Apr. 28, becoming the youngest Ranger to record two points in a playoff game since 1996 and the first Blueshirt rookie to register two GWGs in the playoffs since 1981 ... Tied for the series lead in goals (three) and power play goals (two), and third on the Rangers in points (four) during the Eastern Conference Finals against NJD.

**AHL CAREER: 2013-14:** Was tied for first on the Wolf Pack in power play goals (two), third in goals (two), fourth in points (four), and ranked second in shots (16) in six games at the time of

his recall. **2012-13:** Was tied for sixth on Connecticut in goals (12) and ranked third in power play goals (six) at the time of his recall on Apr. 17.

**COLLEGE CAREER: 2011-12:** Established collegiate career-highs in games played (44), goals (23), assists (22), points (45), and penalty minutes (66) ... Led Boston College in goals and points ... Captured his second NCAA Championship in three seasons with Boston College ... Helped the Eagles capture their third consecutive Beanpot and Hockey East Tournament titles. **2010-11:** Named MVP of the 2011 Beanpot Tournament. **2009-10:** Led Boston College to its fourth NCAA National Championship ... Named to the Hockey East All-Rookie Team ... Helped the Eagles secure the 2010 Hockey East Championship ... Captured the 2010 Beanpot Tournament title with Boston College.

**INTERNATIONAL CAREER: 2011:** Tied for second on Team USA in goals (two) and fifth in points (three) in seven games at the 2011 World Championship ... Led Team USA to the bronze medal at the 2011 World Junior Championship, leading the United States and finished tied for fifth and first in the tournament, respectively, in goals (four) and power play goals (three), tied for first in points (six) and second in shots (20). **2010:** Registered a goal and an assist, and posted a plus-three rating in six games at the 2010 World Championship ... Helped Team USA capture the gold medal at the 2010 World Junior Championship.

**PREP SCHOOL CAREER: 2008-09:** Ranked sixth among all high school players in point per game average (2.15). **2007-08:** Recorded 41 points (26 goals and 15 assists) in 24 games for Phillips-Andover.

**BACKGROUND:** Featured in the August 2014 issue of Men's Journal ... Is an avid reader and lists four of his favorite books as "Talent is Overrated" by Geoff Colvin, "The Baron in the Trees" by Italo Calvino, "Never Let Go" by Dan John, and "For Whom The Bell Tolls" by Ernest Hemingway ... Is fluent in three languages: English, Russian and Spanish ... Became the first hockey player to win a World Junior Championship gold medal, Collegiate Conference Playoff Championship and NCAA Championship in a single season (2009-10) ... Single.

**CAREER TRANSACTIONS: June 26, 2009 -** Selected by the Rangers in the first round, 19th overall, of the 2009 NHL Entry Draft.

# CHRIS KREIDER **20** LEFT WING

## KREID-ING HIGH

Since the start of the 2014-15 season, Kreider is one of only two NHL players who have recorded at least 50 goals, 100 points, a plus-40 rating, and 200 penalty minutes (along with Brad Marchand).

In 2016-17, Kreider was one of five players who registered at least 28 goals and 130 hits (along with Alex Ovechkin, Anders Lee, Wayne Simmonds, and Joe Pavelski).

## 20/20 VISION

Kreider is the only Ranger who tallied at least 20 goals in each of the last three seasons. He established a career-high with 28 goals in 2016-17.

## LEADING THE WAY

Kreider led New York with 28 goals in 2016-17. He is the third American-born player who has either led the Rangers or tied for the team lead in goals in one season since 2005-06 (along with Brandon Dubinsky and Chris Drury).

## PLAYOFF PERFORMER

Since the start of the 2012 Playoffs, Kreider ranks ninth in the NHL in playoff goals (23) and is tied for third in the NHL in playoff game-winning goals (six). Kreider leads the Rangers in both categories over the span.



## CAREER STATISTICS

SEASON	TEAM	LEAGUE	REGULAR SEASON					PLAYOFFS				
			GP	G	A	PTS	PIM	GP	G	A	PTS	PIM
2005-06	Masconomet Regional	HS-MA	19	5	10	15	-	-	-	-	-	-
2006-07	Masconomet Regional	HS-MA	20	28	13	41	-	-	-	-	-	-
2007-08	Andover	NEPSAC	24	26	15	41	-	-	-	-	-	-
2008-09	Andover	NEPSAC	26	33	23	56	10	-	-	-	-	-
2009-10	Valley Jr. Warriors	EJHL	5	4	2	6	-	-	-	-	-	-
	Boston College	NCAA	38	15	8	23	26	-	-	-	-	-
	United States	WC	6	1	1	2	0	-	-	-	-	-
2010-11	United States	WJC	7	6	1	7	2	-	-	-	-	-
	Boston College	NCAA	32	11	13	24	37	-	-	-	-	-
	United States	WC	7	2	1	3	6	-	-	-	-	-
2011-12	United States	WJC	6	4	2	6	0	-	-	-	-	-
	Boston College	NCAA	44	23	22	45	66	-	-	-	-	-
	RANGERS	NHL	-	-	-	-	-	18	5	2	7	6
2012-13	RANGERS	NHL	23	2	1	3	6	8	1	1	2	0
2013-14	Connecticut	AHL	48	12	11	23	73	-	-	-	-	-
	RANGERS	NHL	66	17	20	37	72	15	5	8	13	14
	Hartford	AHL	6	2	2	4	16	-	-	-	-	-
2014-15	RANGERS	NHL	80	21	25	46	88	19	7	2	9	14
2015-16	RANGERS	NHL	79	21	22	43	58	5	2	0	2	6
2016-17	RANGERS	NHL	75	28	25	53	58	12	3	1	4	18
NHL/NYR TOTALS			323	89	93	182	282	77	23	14	37	58

### STATISTICAL BREAKDOWN

SEASON	PPG	SHG	GWG	+/-	S	S%	TF	F%	H	BS	MIN
2012-13	0	0	0	-1	19	10.5	1	0.0	36	6	10:06
2013-14	6	0	0	14	136	12.5	19	42.1	146	18	15:43
2014-15	7	0	5	24	180	11.7	21	42.9	162	17	15:42
2015-16	5	0	3	10	158	13.3	6	83.3	177	33	15:57
2016-17	6	0	4	6	186	15.1	9	55.6	132	30	17:00
TOTALS	24	0	12	53	679	13.1	56	48.2	653	104	15:40

### SCORING VS. NHL

TEAM	GP	G	A	PTS
ANA	7	1	2	3
ARI	6	6	1	7
BOS	14	0	4	4
BUF	12	3	3	6
CGY	7	3	2	5
CAR	15	6	5	11
CHI	8	0	2	2
COL	7	3	0	3
CBJ	17	3	5	8
DAL	7	4	2	6
DET	12	3	6	9
EDM	6	1	1	2
FLA	15	3	5	8
LAK	7	0	1	1
MIN	8	4	2	6
MTL	14	3	3	6
NSH	8	2	2	4
NJD	19	6	7	13
NYI	19	4	9	13
NYR	-	-	-	-
OTT	13	4	5	9
PHI	16	7	4	11
PIT	16	3	4	7
SJS	7	2	3	5
STL	7	4	5	9
TBL	12	2	1	3
TOR	12	3	5	8
VAN	6	3	1	4
VGK	-	-	-	-
WSH	16	3	2	5
WPG	10	3	1	4
TOTALS	323	89	93	182

### CAREER HIGHLIGHTS

#### CAREER HIGHS (LAST TIME)

GOALS	3 (2x), 12/31/16 at COL
ASSISTS	3, 11/2/13 vs. CAR
POINTS	3 (7x), 12/31/16 at COL (3G)
PIM	17 (3x), 11/14/15 at OTT
SHOTS	8 (2x), 3/7/17 at FLA
GOAL STREAK	3 (2x), 1/31/17 - 2/5/17 (3)
ASSIST STREAK	4 (2x), 3/9/17 - 3/17/17 (4)
POINT STREAK	5 (2x), 3/7/17 - 3/17/17 (2G-4A)

#### NHL FIRSTS

GAME	1/19/13 at BOS
GOAL	2/5/13 at NJD (Brodeur)
ASSIST	2/7/13 vs. NYI

### CAREER SHOOTOUTS

GOALS	SHOTS	SHOT%	GDG
0	1	0.0	0

### CAREER HAT TRICKS (2)

DATE	OPPONENT	GOALTENDER
11/30/13	VAN	Luongo (2), Lack (1)
12/31/16	at COL	Pickard

### CAREER PENALTY SHOTS (3)

DATE	OPPONENT	GOALTENDER (RESULT)
11/19/13	BOS	Rask (Save)
11/19/15	at TBL	Bishop (Save)
11/21/15	at FLA	Luongo (Save)



# HENRIK LUNDQVIST

GOALTENDER

30

HEIGHT 6'1" WEIGHT 180 CATCHES LEFT BORN MAR 2, 1982 BIRTHPLACE ARE, SWEDEN

**CAREER HIGHLIGHTS: 2016-17:** Tied for 12th in the NHL in wins (31) ... Made 25 saves and earned a win in the Rangers' season opener on Oct. 13 vs. NYI; made his 11th consecutive start in a Rangers' season-opening game, becoming the second goaltender in franchise history to start in at least 11 season-opening games, as well as 11 consecutive season-opening games (Ed Giacomin - 11 from 1965-66 - 1975-76) ... Became the second goaltender in franchise history to appear in a regular season game in at least 12 different seasons (Mike Richter - 14 from 1989-90 - 2002-03) ... Earned a win in back-to-back starts on Oct. 22 at WSH and Oct. 23 vs. ARI; stopped 53 of 57 shots he faced in the two contests (.930 SV% over the span) ... Stopped all 35 shots he faced to earn his 60th career NHL shutout on Nov. 1 vs. STL; became the first goaltender in franchise history to earn 60 shutouts as a member of the Rangers, and became the 10th goaltender in NHL history to register at least 350 career wins and 60 career shutouts ... Stopped 35 of 36 shots he faced and earned a win on Nov. 12 at CGY ... Made 36 saves and earned a win on Nov. 15 at VAN ... Stopped 28 of 30 shots he faced while appearing in his 700th career NHL game on Nov. 20 vs. FLA; became the 25th goaltender in NHL history to make 700 career NHL appearances and the fifth to do so with one franchise (Brodeur - NJD; Esposito - CHI; Sawchuk - DET; Kolzig - WSH) ... Made 40 saves, including 19 in the third period, and earned a win on Nov. 25 at PHI ... Stopped 26 of 28 shots he faced to earn his 386th career NHL win on Dec. 3 vs. CAR; passed Vernon for sole possession of 13th place on the NHL's all-time wins list ... Selected as the NHL's Second Star of the Week for the week ending on Dec. 18; posted a 3-0-0 record, along with a 0.98 GAA and a .967 SV% in three appearances during the week ... Stopped all 27 shots he faced, including all 18 he faced in the second period, and earned a win on Dec. 15 at DAL ... Stopped 31 of 32 shots he faced in regulation and overtime, including all 16 shots he faced in the third period and overtime, and didn't allow a goal on two shootout attempts to earn a win on Dec. 17 at NSH ... Made 29 saves



in regulation and overtime, and stopped three of four shooters he faced in the shootout, to earn his 389th career NHL win on Dec. 18 vs. NJD; tied Hasek for the most wins by a European-born goaltender in league history ... Made 25 saves to earn his 390th career NHL win on Dec. 31 at COL; passed Hasek for the most wins by a European-born goaltender in league history and for sole possession of 12th place on the NHL's all-time wins list ... Posted a 10-2-1 record, along with a 1.91 GAA, a .939 SV%, and 1 SO in 14 appearances from Jan. 19 at TOR to Feb. 23 at TOR ... Stopped all 21 shots he faced to earn his 20th win of the season and his 61st career NHL shutout on Jan. 22 at DET; became the first goaltender in NHL history to register at least 20 wins in each of his first 12 seasons in the league and tied an NHL record for consecutive 20-win seasons at any point in a career (12; tied with Brodeur and Esposito) ... Posted a five-game winning streak from Feb. 2 at BUF to Feb. 11 vs. COL (1.98 GAA and .946 SV% over the span) ... Made a season-high 43 saves and earned a win on Feb. 7 vs. ANA; the 43 saves were the most he has recorded in a win at MSG in his career ... Made 32 saves, and stopped all 17 shots he faced in the third period, to earn his 400th career NHL win on Feb. 11 vs. COL; became the 12th goaltender in NHL history to earn at least 400 career wins, and first goaltender in franchise history to earn 400 career wins with the Rangers ... Earned his 400th career NHL win in his 727th career NHL appearance; became the fastest goaltender to earn 400 career wins in NHL history (Brodeur was previously the fastest goaltender to reach 400 career wins - 735 appearances) ... Stopped 31 of 32 shots he faced and earned his 401st career NHL win on Feb. 19 vs. WSH; tied Osgood for 11th place on NHL's all-time wins list ... Made 32 saves in regulation/overtime and stopped two of three shooters he faced in the shootout to earn his 28th win of the season and the 402nd win of his NHL career on Feb. 23 at TOR; passed Osgood for sole possession of 11th place on the NHL's all-time wins list ... made 32 saves to earn his 29th win of the season and his 403rd career NHL win on Mar. 2 at BOS; tied Fuhr for





10th place on the NHL's all-time wins list and tied Brodeur for the most wins by a goaltender in his first 12 seasons in league history ... Made his 735th career appearance with the Rangers on Mar. 4 vs. MTL, passing Sawchuk for the third-most appearances with one franchise in NHL history (the only goaltenders who have appeared in more games with one franchise than Lundqvist has with the Rangers are Brodeur (1,259 with New Jersey) and Esposito (873 with Chicago)); tied Hasek for 21st place on the league's all-time appearances list, and became the first goaltender in Rangers history to appear in 50 or more games in 10 different seasons ... Tied a single-game season-high with 43 saves, and made 21 saves in the third period, to earn his 30th win of the 2016-17 season and his 404th career NHL win on Mar. 7 at FLA; became the first goaltender in NHL history to earn at least 30 wins in 11 of his first 12 seasons and only the third goaltender in NHL history to register 30 or more wins in at least 11 different seasons (Brodeur – 14; Roy – 13) ... Also passed Fuhr for sole possession of 10th place on the league's all-time wins list, and passed Brodeur for the most wins by a goaltender in his first 12 seasons in NHL history ... Ranked fourth in the NHL in GAA (2.25) and SV% (.927) in the playoffs ... Posted a 4-2 record, along with a 1.70 GAA, a .947 SV% (195 saves on 206 shots), and 1 SO during the First Round against MTL; his .947 SV% was tied for the best he has posted in any playoff series in NHL career (also posted a .947 SV% in the Eastern Conference Quarterfinals against WSH in 2013) ... Stopped all 31 shots he faced to earn a win and a shutout in Game 1 at MTL on Apr. 12; earned his 10th career NHL playoff shutout and his 10th career playoff shutout as a Ranger, passing Mike Richter to become the franchise's all-time leader in playoff shutouts ... Made a single-game career-high 54 saves in Game 2 at MTL on Apr. 14; the 54 saves were the second-most a Rangers goaltender has made in a playoff game in franchise history (Gump Worsley – 56 saves on Apr. 5, 1962 at TOR) ... Made 23 saves and earned a win in Game 4 vs. MTL on Apr. 18; appeared in his 120th career NHL playoff game, passing Dominik Hasek and Tom Barrasso for sole possession of 10th place on the NHL's all-time playoff appearances list ... Stopped 34 of 36 shots he faced, including all 20 shots he faced from the start of the second period through the end of the contest, and earned a win in Game 5 at MTL on Apr. 20 ... Stopped 27 of 28 shots he faced to earn a win in Game 6 vs. MTL on Apr. 22 ... Made 41 saves, and stopped all 21 shots he faced in the first period, in Game 1 of the Second Round at OTT on Apr. 27; established a career-high for saves in one period

of a playoff game and became the first Ranger goaltender to make at least 21 saves in one period of a playoff game since Ed Giacomin on Apr. 13, 1968 against CHI (22) ... Stopped 26 of 27 shots he faced to earn his 60th career NHL playoff win in Game 3 vs. OTT on May 2; became the 15th goaltender in NHL history to earn at least 60 career playoff wins. **2015-16:** Led the NHL in saves (1,788), tied for fourth in wins (35) and even strength SV% (.934), tied for fifth in appearances (65), and tied for eighth in shutouts (four) ... Tied his career-high - and led all NHL goaltenders - in assists (four) ... Led the NHL in selections as one of the game's Three Stars (28) and tied for first among all NHL players in selections as the game's First Star (14) ... Selected as the Rangers' Most Valuable Player for a franchise-record eighth time (had previously been selected as the team's MVP for seven consecutive seasons from 2006-07 - 2012-13) ... Posted a 2.50 GAA or better for the 11th consecutive season, becoming the first goaltender in NHL history to register a 2.50 GAA or better in each of his first 11 seasons ... Established several franchise records, including career regular season appearances, career regular season saves, career overall (regular season and playoff) appearances, and career overall (regular season and playoff) saves ... Posted a 1.65 GAA and a .949 SV% in his first 12 appearances of the season; registered the best SV% of any Rangers goaltender through his first 12 appearances of a season since the league began tracking the statistic in 1975-76, and posted the best GAA and SV% through his first 12 appearances of a season in his career ... Posted a three-game winning streak over the first three games of the season from Oct. 7 at CHI to Oct. 10 vs. CBJ, making 30 or more saves in each contest (2.01 GAA and .943 SV% over the span) ... Made 32 saves and earned a win in the Rangers' season opener on Oct. 7 at CHI; started his 10th consecutive regular season opener with the Rangers (2006-07 - 2015-16), becoming the second goaltender in franchise history to accomplish the feat (Ed Giacomin – 11 straight from 1965-66 - 1975-76) ... Became the fourth goaltender in Rangers history to appear in at least one regular season game in 11 different seasons, joining Mike Richter (14), Giacomin (11), and John Vanbiesbrouck (11) ... Stopped 37 of 39 shots he faced and earned a win on Oct. 10 vs. CBJ; made 30 or more saves and posted a SV% of .939 or better in each of his first three appearances of a season for the first time in his NHL career ... Was selected as one of the game's Three Stars in eight consecutive appearances from Oct. 15 at MTL to Nov. 10 vs. CAR; allowed two goals or fewer in each of the





Children present Lundqvist with the annual Garden of Dreams Foundation Hero Award, which honors an individual's spirit and commitment to the Garden of Dreams Foundation, with active, on-going dedication to children facing obstacles.

**AS SPOKESPERSON FOR THE GARDEN OF DREAMS FOUNDATION, HENRIK LUNDQVIST IS COMMITTED TO HELPING THE FOUNDATION FULFILL ITS MISSION TO MAKE DREAMS COME TRUE FOR CHILDREN IN THE AREA FACING OBSTACLES.**

Lundqvist jamming with bandmate, John McEnroe, at the Rock of Dreams concert, with net proceeds benefitting the Garden of Dreams Foundation.



eight contests ... Posted a personal career-high nine-game point streak from Oct. 18 vs. NJD to Nov. 14 at OTT (7-0-2, 1.41 GAA, .955 SV%, 1 SO) ... Made 34 saves, and stopped each of the last 33 shots he faced, on Oct. 22 vs. ARI ... Made a season-high 46 saves, and stopped all 23 shots he faced in the third period and overtime, on Oct. 24 at PHI ... Posted a personal six-game winning streak from Oct. 30 vs. TOR to Nov. 14 at OTT (1.32 GAA, .955 SV%, 1 SO over the span); the streak was tied for the third-longest of his career ... Made 32 saves and earned a win on Nov. 3 vs. WSH; appeared in his 630th career NHL game, passing Turk Broda for the seventh-most appearances a goaltender has made with one franchise ... Stopped all 33 shots he faced to earn a win and a shutout on Nov. 10 vs. CAR; made his 743rd overall appearance and his 19,405th overall save with the Rangers in the contest, passing Richter to become the franchise's all-time leader in each category ... Made 31 saves and earned a win on Nov. 12 vs. STL; became the first Rangers goaltender to earn at least one win against each of the Rangers' current 29 NHL opponents at MSG ... Made 22 saves in regulation/overtime and stopped two of three shooters he faced in the shootout to earn his 10th win of the season on Nov. 14 at OTT; earned 10 wins within his first 14 appearances of a season for the first time in his NHL career ... Stopped 26 of 28 shots he faced on Nov. 19 at TBL; allowed two goals or fewer in his 10th consecutive road start/appearance (dating back to Mar. 31, 2015), becoming the second Rangers goaltender to accomplish the feat (John Ross Roach – 11 straight from Dec. 20, 1930 – Feb. 15, 1931) ... Made 39 saves and earned his 350th career NHL win on Nov. 21 at FLA; became the 19th goaltender in NHL history to earn 350 career NHL wins ... Stopped all 31 shots he faced to earn a win and a shutout on Nov. 23 vs. NSH; earned his 300th career win in either regulation or the five-minute overtime period ... Made 33 saves to earn a win on Nov. 30 vs. CAR; earned his 352nd career win with the Rangers, passing Terry Sawchuk for the third-most wins a goaltender has earned with one franchise in NHL history ... Made 36 saves, and stopped all 15 shots he faced in the third period and overtime, on Dec. 2 at NYI ... Stopped 23 of 24 shots he faced and earned a win on Dec. 6 vs. OTT; earned his 302nd career win in either regulation or the five-minute overtime period, passing Richter for the most career wins not earned in a shootout with the Rangers in franchise history ... Made 28 saves and tallied an assist on Dec. 11 at EDM ... Made 18 saves to earn his 15th win of the season on Dec. 15 vs. EDM; posted the 11th 15-win season of his career (2005-06

– 2015-16), passing Richter for the most 15-win seasons in franchise history ... Started 11 consecutive games from Dec. 18 at WPG to Jan. 16 at PHI; made at least 10 consecutive starts for the 12th time in his NHL career and for the first time since starting the final 14 games of the 2012-13 season ... Allowed two goals or fewer in six consecutive appearances from Jan. 11 vs. BOS to Jan. 24 at OTT ... Stopped 32 of 33 shots he faced and earned a win on Jan. 11 vs. BOS; became the first goaltender to make at least 20,000 overall saves in Rangers history ... Made 29 saves, and stopped all 26 shots he faced at 5-on-5 play, while making his 10th consecutive start on Jan. 14 at NYI ... Made 34 saves in regulation and overtime, stopped all three shooters he faced in the shootout, and tallied an assist to earn his 20th win of the season on Jan. 16 at PHI; became the first goaltender in NHL history to earn at least 20 wins in each of his first 11 seasons ... Stopped 30 of 32 shots he faced while making his 40th appearance of the season on Jan. 24 at OTT; passed Richter to become the franchise leader among goaltenders in seasons with 40 or more appearances (11) and became the second goaltender in NHL history to make at least 40 appearances in each of his first 11 NHL seasons (Tiny Thompson – 12 from 1928-29 – 1939-40) ... Posted an 8-3-0 record, along with a 1.81 GAA, a .934 SV%, and 2 SO in February; posted a .965 SV% at even strength during the month ... Registered a personal five-game winning streak from Feb. 4 vs. MIN to Feb. 14 vs. PHI (1.18 GAA, .954 SV%, 1 SO over the span) ... Made 26 saves in regulation and stopped both shooters he faced in the shootout to earn his 25th win of the season on Feb. 6 at PHI; became the seventh goaltender in NHL history to register at least 25 wins in 10 different seasons ... Selected as the NHL's Second Star of the Week for the week ending on Feb. 14 (3-0-0 record, 0.67 GAA, .976 SV%, 1 SO); stopped all 68 shots he faced at even strength during the week ... Stopped 27 of 28 shots he faced to earn a win on Feb. 8 vs. NJD ... Stopped all 34 shots he faced to earn a win and a shutout on Feb. 10 at PIT, becoming the first Rangers goaltender to earn a shutout on the road against PIT since Feb. 27, 1971 (Giacomin); earned his 366th career NHL win, passing Martin Brodeur for the most wins a goaltender has earned in his first 11 seasons in NHL history ... Stopped 21 of 22 shots he faced and earned a win while appearing in his 667th career game with the Rangers on Feb. 14 vs. PHI; passed Richter to become the Rangers' all-time leader in regular season appearances by a goaltender ... Stopped all 22 shots he faced to earn a win and a shutout on Feb. 21 vs. DET; registered his

59th career NHL shutout, passing Roach and tying Nabokov for 17th place on the league's all-time shutouts list ... Made 31 saves while making his 50th appearance of the season on Feb. 23 at NJD; established a franchise record for most seasons with at least 50 appearances (nine) ... Made 35 saves to earn his 30th win of the season on Feb. 25 at STL; became the first goaltender in NHL history to earn at least 30 wins in 10 of his first 11 seasons and the third goaltender in NHL history to earn 30 or more wins in at least 10 different seasons (Brodeur – 14; Roy – 13); passed Richter to become the Rangers' all-time leader in regular season saves ... Made 36 saves to earn his 370th career NHL win on Feb. 27 at DAL; passed Tom Barrasso for sole possession of 16th place on the NHL's all-time wins list ... Made 40 saves on Mar. 12 at DET ... Made 43 saves on Mar. 19 at SJS ... Made 25 saves and earned a win on Mar. 21 vs. FLA; played the 40,000th minute of his NHL career, becoming the fifth goaltender in NHL history to play at least 40,000 minutes with one franchise ... Made 39 saves, including 30 in the final two periods, and earned a win on Mar. 23 vs. BOS ... Stopped 29 of 32 shots he faced while making his 60th appearance of the season on Mar. 27 vs. PIT; extended his franchise record for seasons with 60 or more appearances (eight) and became the fourth goaltender in NHL history to make 60 or more appearances in at least eight of his first 11 NHL seasons ... Made 27 saves and tallied his fourth assist of the season to earn a win on Apr. 4 at CBJ; earned his 373rd career NHL win, passing Andy Moog for sole possession of 15th place on the league's all-time wins list ... Made 39 saves and earned a win on Apr. 5 vs. TBL; earned his 374th career NHL win, tying John Vanbiesbrouck for 14th place on the league's all-time wins list ... Became the first goaltender in Rangers history to appear in at least one playoff game in 10 different seasons ... Made 29 saves and earned a win in Game 2 of the First Round at PIT on Apr. 16; earned his 55th career NHL playoff win, passing Terry Sawchuk for 15th place on the NHL's all-time playoff wins list. **2014-15:** Tied for seventh in the NHL in goals against average (2.25), tied for eighth in the NHL in shutouts (five), and tied for 10th in the NHL in save percentage (.922) ... Became the second goalie in NHL history to post a 2.50 GAA or better in each of his first 10 seasons ... Posted a .920 SV% or better for the sixth consecutive season and for the seventh time in 10 NHL seasons ... Made 23 saves and recorded the win in the Rangers' season opener on Oct. 9 at STL; became the fifth Rangers goalie to appear in parts of 10 seasons with the team (along with Mike Richter, Ed Giacomin, John

Vanbiesbrouck, and Gump Worsley) and became the third goalie in franchise history to start nine consecutive regular season openers ... Stopped all 33 shots he faced to record a win/shutout on Oct. 19 vs. SJS ... Stopped all 25 shots he faced through regulation and overtime while appearing in his 583rd career NHL game on Nov. 1 vs. WPG; passed Worsley for second on the Rangers' all-time appearances list ... Registered a 16-4-0 record, along with a 1.82 GAA, a .938 SV%, and 1 SO in 20 appearances from Dec. 8 vs. PIT to Feb. 2 vs. FLA; allowed two goals or fewer in 15 of those 20 contests ... Posted a personal seven-game winning streak from Dec. 8 vs. PIT to Dec. 27 vs. NJD (1.54 GAA, .940 SV%, and 1 SO over the span); tied his career-high ... Stopped all 16 shots he faced to record his 55th career NHL shutout on Dec. 14 at EDM; passed Ed Giacomin and Bernie Parent for 20th on the NHL's all-time shutouts list ... Named NHL Third Star of the Week for the week ending on Dec. 14, as he posted a 3-0-0 record, along with a 1.30 GAA, a .951 SV%, and 1 SO in three appearances ... Made 19 saves and recorded a win while appearing in his 600th career NHL game on Dec. 27 vs. NJD; became the ninth goalie to appear in at least 600 games with one franchise in NHL history and became one of four goalies in NHL history who posted at least 325 wins through his first 600 career games (Jacques Plante, Martin Brodeur, Chris Osgood) ... Made 30 saves and posted his 20th win of the season on Jan. 10 at SJS; became the first goalie in NHL history who has won at least 20 games in each of his first 10 NHL seasons and tied Richter for the most 20-win seasons in franchise history ... Made at least 30 saves in six of seven appearances from Jan. 16 at CBJ to Feb. 2 vs. FLA, including in four straight games from Jan. 16 at CBJ to Jan. 27 at NYI; made 30 or more saves in four consecutive appearances for the first time since Dec. 17 – Dec. 23, 2009 ... Posted his 30th win of the season on Apr. 11 at WSH; became the first goalie in NHL history to earn at least 30 wins in nine of his first 10 NHL seasons and became the fourth goalie in NHL history to earn at least 30 wins in nine different seasons, joining Martin Brodeur, Patrick Roy, and Ed Belfour ... Tied for third in the NHL in wins (11) and GAA (2.11), and ranked fourth in the NHL in SV% (.928) in the playoffs ... Allowed two goals or fewer in 14 of 19 playoff appearances, and allowed one goal in nine appearances ... Posted a 1.53 GAA and a .939 SV% (124 saves on 132 shots) in the First Round against PIT; recorded the second-lowest GAA in a playoff series in his career, and the lowest since the ECQF against ATL in 2007 (1.50) ... Appeared in his 94th career

playoff game with the Rangers in Game 2 vs. PIT on Apr. 18; became the Rangers' all-time leader in playoff appearances (among skaters and goaltenders) ... Posted a 1.65 GAA and a .946 SV% in the Second Round against WSH ... Appeared in his 100th career NHL playoff contest in Game 3 at WSH on May 4; became the first Ranger (skater or goaltender) to appear in 100 playoff games with the franchise ... Made 28 saves while making his 100th consecutive playoff appearance with the Rangers in Game 4 at WSH on May 6; became the third goaltender in NHL history to appear in 100 consecutive playoff games with one franchise (Brodeur – NJD; Roy – COL) ... Stopped 28 of 29 shots and earned a win in Game 5 vs. WSH on May 8; allowed two goals or fewer for the eighth consecutive playoff game, establishing a franchise record ... Made 42 saves and earned his 50th career NHL playoff win in Game 6 at WSH on May 10; the 42 saves were the most he made in one playoff game which ended in regulation in his career ... Made 35 saves and earned a win in Game 7 vs. WSH on May 13; earned his sixth career win in Game 7 of a playoff series, tying Brodeur and Roy for the most Game 7 wins in NHL history, and earned his 10th consecutive win when facing elimination at MSG (0.96 GAA, .968 SV%, 2 SO in the 10 games). **2013-14:** Tied for fourth in the NHL in shutouts (five), tied for seventh in wins (33), and tied for first among goalies in assists (four) ... Registered a 2.36 GAA and a .920 SV%; posted a save percentage of .920 or better for the fifth consecutive season ... Became the Rangers' all-time wins leader by recording his 302nd career victory in an 8-4 win on Mar. 18 at OTT ... Became the Rangers' all-time leader in shutouts by recording his 50th career shutout on Mar. 22 at NJD ... Posted a 2-0-0 record with a 2.00 GAA and a .925 SV% in two contests at Yankee Stadium as part of the 2014 Coors Light NHL Stadium Series; became the first goalie to win two outdoor games in one season and three outdoor games in his career ... Recorded his 300th career NHL win with a 30-save shutout on Mar. 9 vs. DET; became the 29th goalie in NHL history to win 300 games and the 11th to win 300 games with one team; tied Ed Giacomin's franchise record for career shutouts with 49 ... Made 30 saves in a 4-2 win on Mar. 14 at WPG; tied Mike Richter for the franchise record in career wins (301) ... Established playoff career-highs in appearances (25) and wins (13) ... Established a franchise record for playoff appearances in one year ... Ranked second in the NHL in wins, GAA (2.14), and SV% (.927) ... Stopped 26 of 27 shots in Game 7 of the First Round vs. PHI on Apr. 30; became one of four goalies in NHL history to win four consecutive Game 7s

(Patrick Roy, Ed Belfour, Cam Ward) ... Posted a 1.87 GAA and a .940 SV% in the Second Round against PIT ... Appeared in his 77th career playoff game in Game 3 vs. PIT on May 5; passed Richter for first on the team's all-time playoff appearances list ... Made 35 saves in Game 7 at PIT on May 13; became the first goalie in NHL history to win five consecutive Game 7s, posting a 0.80 GAA and a .973 SV% in the five games ... Registered a playoff career-high, five-game winning streak from Game 5 at PIT on May 9 to Game 2 of the Eastern Conference Final at MTL on May 19 (1.20 GAA, .964 SV% over the span) ... Made 40 saves to record his 40th career playoff victory in Game 2 at MTL on May 19 ... Stopped all 18 shots he faced in Game 6 vs. MTL on May 29; passed Richter for first on the Rangers' all-time playoff wins list with his 42nd career playoff victory, and tied Richter for first on the team's all-time playoff shutouts list with his ninth career playoff shutout ... Made at least 40 saves in three of five Stanley Cup Final games against LAK. **2012-13:** Tied for the NHL lead in wins (24) to become the first Rangers goaltender to lead the league in wins since Mike Richter in 1993-94 (42) ... Tied for fifth in the NHL in SV% (.926) and ranked seventh in GAA (2.05) ... Nominated for the Vezina Trophy as the NHL's top goaltender for the fifth time in his career ... Captured Rangers' MVP honors for the seventh time and the for the seventh consecutive season, both Rangers records ... Posted his second shutout of the season, and 45th of his career, on Apr. 27 vs. NJD to pass Ed Giacomin as the franchise leader in career total shutouts (regular season + playoffs) with 51 total shutouts in his career ... Named the NHL's Third Star for the week ending Apr. 7, posting a 3-0-1 mark with a 1.22 GAA and .962 SV% over the span ... Established a playoff career-high in SV% (.934); was the highest save percentage a Rangers goalie has posted in one playoff year in franchise history ... Tied for second in the league in SV% and ranked sixth in GAA (2.14) in the playoffs ... Posted back-to-back shutouts in Game 6 of the Eastern Conference Quarterfinals vs. WSH on May 12 and Game 7 at WSH on May 13, becoming the first goaltender since Dominik Hasek to record consecutive shutouts in Games 6 and 7 of a playoff series (2002 Western Conference Finals) ... Posted a playoff career-high shutout streak of 152:23 from the beginning of Game 6 vs. WSH on May 12 vs. to 12:23 of the second period of Game 1 of the Eastern Conference Semifinals at BOS on May 16. **2011-12:** Established career-best in wins (39), GAA (1.97), and SV% (.930) ... Ranked third in the NHL in wins, tied for third in SV% and shutouts (eight), and tied for fourth

in GAA ... Captured Rangers' MVP honors for the sixth consecutive year, which established a franchise record, and tied him with Brian Leetch for the most in franchise history ... Posted a career-high shutout streak of 182:33 from 19:11 of the second period on Jan. 21 at BOS to 12:02 of the second period on Feb. 5 vs. PHI ... Posted his sixth shutout of the season, and second in as many starts, stopping 34 shots through regulation/overtime and four of five shootout attempts on Feb. 1 at BUF; passed Kerr for second on the Rangers' all-time shutouts list with 41 career shutouts and marked the first time in his career he posted shutouts in two consecutive appearances ... Stopped nine of 12 shots in the first period while making his third career All-Star appearance on Jan. 29 ... Made 27 saves to post his fourth shutout and 20th win of the season on Jan. 17 vs. NSH; became the third Rangers' goalie to post 20+ wins in seven straight seasons (Richter: 1995-02; Giacomini: 1966-74 ... Posted a career-high, seven-game winning streak from Dec. 20 - Jan. 10 ... Made a career-high 32 consecutive starts from Feb. 11, 2011 at ATL to Oct. 22 at EDM (37 straight including playoffs) ... Stopped all 40 shots he faced for his first win and shutout of the season on Oct. 18 at VAN ... Established playoff career-bests in shutouts (three), and GAA (1.82) ... Tied for the NHL lead in shutouts, ranked second in GAA, third in wins, and fifth in SV% ... Made 46 saves in a triple overtime victory in Game 3 of the Eastern Conference Semifinals at WSH on May 2. **2010-11:** Established a career-high in shutouts (11) ... Led the NHL in shutouts and road wins (20), ranked fifth in saves (1,813), tied for fifth in appearances (68), tied for sixth in wins (36), ranked seventh in GAA (2.28), and tied for seventh in SV% (.923) ... Captured the Rangers' MVP Award for a franchise record, fifth consecutive year ... Posted his career-high, 11th shutout of the season, while appearing in his 400th career NHL game with 26 saves in a 1-0 win at BOS on Mar. 26; moved into a tie for second place in team history for most shutouts in a season ... Registered his 30th win of the season on Mar. 18 vs. MTL, extending his NHL record with six consecutive 30-win seasons to begin his career, and his franchise record with six consecutive 30-win seasons ... Turned aside the first penalty shot attempt in NHL All-Star Game history at 6:13 of the third period, and stopped 11 of 14 shots in the third while making his second career All-Star Game appearance on Jan. 30 in Carolina ... Tied the NHL record for longest assist streak by a goaltender (Tom Barrasso - 1984-85, 1988-89; Ed Belfour - 2001-02) becoming the first Rangers goalie to record an assist in three consecutive games (goalie games played) on

Jan. 5 vs. CAR, Jan. 7 at DAL and Jan. 11 vs. MTL ... Posted his 25th career shutout, and first of the season, stopping 36 shots in a 2-0 win on Oct. 30 at TOR, passing Richter, Chuck Rayner and Worsley and moving into fourth place on the Rangers' all-time regular season shutouts list. **2009-10:** Established career-highs in appearances (73) and saves (1,942) ... Tied for second in the NHL in appearances, ranked fourth in saves, fifth in ice time (4,203:49), eighth in GAA (2.38), and tied for seventh in SV% (.921) and 10th in wins (35) ... Established a single-season franchise record for appearances by a goalie ... Made 35 saves through regulation/overtime, and stopped all three shots faced in the shootout, to post his 30th win of the season on Mar. 25 at NJD, becoming the only goalie in NHL history to post 30 or more wins in each of his first five NHL seasons, and the first Rangers goaltender in team history to post five straight 30-win seasons. **2008-09:** Ranked third in the NHL in saves (1,839), and fourth in wins (38) and appearances (70) ... Became the first goaltender in NHL history to reach the 30-win mark in each of his first four seasons on Mar. 12 at NSH ... Appeared in his first career NHL All-Star Game on Jan. 25 in Montreal. **2007-08:** Led the NHL in shutouts (10), tied for fourth in wins (37) and ranked sixth in GAA (2.23); became the first Rangers goalie to lead the league in shutouts since 1970-71 (Giacomini - eight) ... Nominated as a finalist for the Vezina Trophy, as the NHL's top goaltender, for the third consecutive season ... Turned aside all 25 shots he faced to record his 10th shutout of the season on Apr. 3 at NYI; became the first Ranger goalie to register at least 10 shutouts in one season since Roach in 1928-29 ... Stopped 26 shots on Mar. 6 at NYI for his 30th win of the season, becoming only the second goalie in NHL history to record three straight 30-win seasons to begin their career at the time (Ron Hextall, 1986-87 to 1988-89). **2006-07:** Ranked fifth in the NHL in appearances (70), tied for sixth in the NHL in shutouts (five), ranked eighth in GAA (2.34), tied for eighth in wins (37), and tied for ninth in SV% (.917) ... Tied for fourth in the NHL with eight shootout wins ... Named a finalist for the Vezina Trophy as the league's top goaltender for the second consecutive season ... Ranked third in the NHL in SV% (.924) and fifth in GAA (2.07) in the playoffs ... Made 21 saves to record his first career NHL playoff win in Game 1 of the Eastern Conference Quarterfinals at ATL on Apr. 12 ... Stopped all 21 shots he faced to register his first career NHL playoff shutout in Game 3 vs. ATL on Apr. 17. **2005-06:** Finished fourth in the NHL in SV% (.922), fifth in GAA (2.24), and tied for 11th in



wins (30) ... Named a finalist for the Vezina Trophy as the NHL's top goaltender ... Named to the NHL's All-Rookie Team ... Posted his 30th win of the season on Mar. 29 at NYI, breaking the Rangers rookie goaltending wins record previously held by Jim Henry (1941-42) and Johnny Bower (1953-54) ... Posted his first career NHL shutout on Oct. 17 vs. FLA ... Recorded his first NHL win on Oct. 13 vs. NJD ... Made his Rangers/NHL debut on Oct. 8 at NJD, posting 24 saves in a 3-2 overtime loss.

**EUROPEAN CAREER: 2004-05:** Led the SHL in wins (33), GAA (1.79), SV% (.936) and shutouts (six) while capturing the SHL championship with Frolunda ... Established multiple national playoff records, including GAA (1.05), SV% (.962), shutout streak (172:29), and shutouts (six) ... Captured Sweden's Best Player Award and the league's MVP. **2003-04:** Voted to the Swedish Media All-Star Team for the second consecutive season. **2002-03:** Captured the SHL championship. **2001-02:** Made his SHL debut.

**INTERNATIONAL CAREER: 2017:** Posted a 5-0-0 record, along with a 1.31 GAA and a .946 SV% (122 saves on 129 shots) in five appearances while helping Sweden earn a gold medal at the 2017 IIHF World Championship ... Led all goaltenders in the tournament in GAA and SV% ... Stopped 42 of 43 shots he faced in regulation and overtime, and stopped all four shots he faced in the shootout in the Gold Medal Game against Canada on May 21. **2016:** Posted a 1-1-1 record, along with a 2.25 GAA, a .940 SV%, and 1 SO in three appearances while representing Sweden at the 2016 World Cup of Hockey ... Ranked third among all tournament goaltenders (min. two appearances) in SV% and was one of four goaltenders who posted a shutout in the tournament. **2014:** Posted a 5-1-0 record, a 1.50 GAA, a .943 SV%, and 2 SO in six games while helping Sweden capture a silver medal at the 2014 Winter Olympics in Sochi, Russia ... His 12 wins rank second all-time in Olympic competition (Vladislav Tretiak - 17). **2010:** Represented Sweden at the 2010 Winter Olympic Games ... Led all tournament goaltenders in GAA (1.34) and shutouts (two), and ranked fourth in SV% (.927). **2008:** Posted a 3-2-0 record, along with a 2.97 GAA and a .911 SV% in five games while representing Sweden at the 2008 IIHF World Championship. **2006:** Captured a Gold Medal with Team Sweden at the 2006 Winter Olympics, posting a 5-1-0 record, along with a 2.33 GAA. **2005:** Appeared in nine games for Sweden at the 2005 IIHF World Championship, posting a 6-3-0 record, along with a 2.35 GAA. **2004:** Captured a silver med-

al while representing Sweden at the 2004 IIHF World Championship ... Ranked third among all goaltenders in the tournament in GAA (1.64) and saves (160), ranked fourth in shutouts (one), and ranked sixth in SV% (.924). **2003:** Represented Sweden at the 2003 IIHF World Championship. **2002:** Ranked second overall in minutes played (259:15), ranked fourth in GAA (2.15), and ranked fifth in SV% (.906) while representing Sweden at the 2002 IIHF World Junior Championship. **2001:** Represented Sweden at the 2001 IIHF World Junior Championship. **2000:** Represented Sweden at the 2000 IIHF World U18 Championship.

**BACKGROUND:** Became the official spokesperson for the Garden of Dreams Foundation in Jan. 2009 ... He conceived and created the Crown Collection, a collection of apparel he designed with a percentage of proceeds benefiting the Garden of Dreams Foundation ... Recipient of the 2012 Garden of Dreams Hero Award, an award established in 2009 to annually honor a person or organization who embodies the spirit and commitment of the Garden of Dreams Foundation, with active, ongoing dedication to children facing obstacles ... Established the Henrik Lundqvist Foundation in 2014; The foundation, through its fundraising efforts and community outreach, strives to create positive change in the lives of children and adults throughout the world through education and health services ... Received the Victoria Scholarship in 2016; the award has been given annually since 1979 to the Swedish athlete who had the best performance of the year, and it is awarded on July 14, which is the birthday of Victoria, Crown Princess of Sweden ... Nominated for the inaugural Sports Humanitarian of the Year Award, presented by ESPN and Playstation, in 2015; the award celebrates and honors athletes, teams, nonprofits, and members of the sports industry for using sport to serve communities and make a positive impact on society ... Nominated for the 2014-15 NHL Foundation Player Award, which is presented annually to "an NHL player who applies the core values of hockey -- commitment, perseverance and teamwork -- to enrich the lives of people in his community" ... Partnered with celebrities for the MSG Networks series "The Mask with Henrik Lundqvist" in 2015; the five-part series featured Henrik in one-on-one interviews with Mario Batali, Michael J. Fox, Tiesto, Jeff Gordon, and John McEnroe, as they designed one-of-a-kind goalie masks that Henrik wore during the 2014-15 season, and over \$220,000 has been raised through The Mask with Henrik Lundqvist's event, auction and related campaigns ... Teamed up with



tennis great John McEnroe to create Rock of Dreams, a fundraiser featuring their band "Noise Upstairs" at the Canal Room in New York City, to raise over \$60,000 for charity, including \$48,000 for the Garden of Dreams Foundation ... Auctioned off the customized mask he created for the Winter Classic following the Rangers' victory, raising over \$37,000 for the Garden of Dreams ... Was the first hockey player to be featured on HBO's award winning series, "Real Sports with Bryant Gumbel." ... Named to Vanity Fair's 2013 International Best Dressed List ... Appeared in the "Ice Cold Killers" fashion feature in the Nov. 2012 issue of Esquire Magazine ... Named one of the most stylist New Yorkers by US Weekly Magazine ... Was awarded "Most Stylish Athlete" at the 2012 Style Awards during Mercedes Benz Fashion Week ... Made a guest appearance, along with fellow teammates, on the Sept. 30, 2009 episode of Late Show with David Letterman to present the Top 10 list ... Named to Page Six Magazine's "Best-Dressed of NYC Fashion

Week" list (Sept. 2008) ... Inducted into Grey Line New York's "Ride of Fame" on Aug. 31, 2010, joining the ranks of Donald Trump, Rachel Ray and Whoopi Goldberg, as a personalized bus was unveiled featuring his likeness ... Featured in spread of 2010 Vogue magazine's celebrated September issue ... Named to People Magazine's "100 Most Beautiful People" list in 2006 ... Opened Tiny's Restaurant in Tribeca with Sean Avery in April of 2011 ... Twin brother Joel, was drafted by Dallas in the third round of the 2000 NHL Entry Draft, and they played against each other three times in the NHL ... Is a fan of Bruce Springsteen, the Foo Fighters and Slash from Guns 'N Roses ... Played guitar with a band in Frolunda ... Also enjoys golf and soccer ... Nickname is Hank ... Married – wife, Therese; daughters, Charlise and Juli.

**CAREER TRANSACTIONS: June 25, 2000** – Selected by the Rangers in the seventh round, 205th overall, of the 2000 NHL Entry Draft.

# CAREER STATISTICS

## REGULAR SEASON

SEASON	TEAM	LEAGUE	GP	W	L	T	OT	SO	GA	SA	GAA	SV%	MIN	A	PIM
1998-99	Frolunda Jr.	SWE-JR.	35	-	-	-	-	0	95	-	2.73	-	2,100	-	-
1999-00	Frolunda Jr.	SWE-JR.	30	-	-	-	-	0	73	-	2.54	-	1,726	-	-
	Sweden	WJ18	4	-	-	-	-	0	9	-	2.25	-	240	-	-
2000-01	Frolunda Jr.	SWE-JR.	19	-	-	-	-	2	50	-	2.64	-	1,140	-	-
	Frolunda UI8	SWE-UI8	2	-	-	-	-	0	5	-	2.50	-	120	-	-
	Molndal	SWE-2	7	-	-	-	-	0	29	-	4.22	-	420	-	-
	Frolunda	SHL	4	-	-	-	-	0	11	-	3.47	-	190	-	-
	Sweden	WJC	7	3	4	0	-	0	13	-	1.86	-	419	-	-
2001-02	Frolunda	SHL	20	-	-	-	-	2	52	-	2.71	-	1,152	-	-
	Frolunda Jr.	SWE-JR.	1	1	0	0	-	0	4	-	4.00	-	60	-	-
	Sweden	WJC	7	3	2	2	-	1	15	-	2.15	-	419	-	-
2002-03	Frolunda	SHL	28	-	-	-	-	6	40	-	1.45	-	1,650	-	-
	Frolunda Jr.	SWE-JR.	1	1	0	0	-	0	4	-	4.00	-	60	-	-
	Sweden	WC	-	-	-	-	-	-	-	-	-	-	-	-	-
2003-04	Frolunda	SHL	48	-	-	-	-	7	105	-	2.17	-	2,897	-	-
	Sweden	WC	8	5	2	1	-	1	13	-	1.64	-	476	-	-
2004-05	Frolunda	SHL	44	33	8	3	-	6	79	-	1.79	-	2,642	-	-
	Sweden	WC	9	6	3	0	-	1	20	188	2.35	-	510	-	-
	Sweden	W-Cup	-	-	-	-	-	-	-	-	-	-	-	-	-
2005-06	RANGERS	NHL	53	30	12	-	9	2	116	1,485	2.24	.922	3,112	2	0
	Sweden	Olympics	6	5	1	0	-	0	14	-	2.33	-	360	-	-
2006-07	RANGERS	NHL	70	37	22	-	8	5	160	1,927	2.34	.917	4,109	0	0
2007-08	RANGERS	NHL	72	37	24	-	10	10	160	1,823	2.23	.912	4,305	0	2
	Sweden	WC	5	3	2	0	-	0	14	157	2.97	-	-	-	-
2008-09	RANGERS	NHL	70	38	25	-	7	3	168	2,007	2.43	.916	4,153	2	0
2009-10	RANGERS	NHL	73	35	27	-	10	4	167	2,109	2.38	.921	4,204	1	0
	Sweden	Olympics	3	2	1	-	0	2	4	55	1.34	.927	179	-	-
2010-11	RANGERS	NHL	68	36	27	-	5	11	152	1,965	2.28	.923	4,007	4	6
2011-12	RANGERS	NHL	62	39	18	-	5	8	123	1,753	1.97	.930	3,754	2	4
2012-13	RANGERS	NHL	43	24	16	-	3	2	88	1,190	2.05	.926	2,575	1	0
2013-14	RANGERS	NHL	63	33	24	-	5	5	144	1,810	2.36	.920	3,655	4	0
	Sweden	Olympics	6	5	1	-	0	2	9	159	1.50	.943	360	0	0
2014-15	RANGERS	NHL	46	30	13	-	3	5	103	1,329	2.25	.922	2,743	1	0
2015-16	RANGERS	NHL	65	35	21	-	7	4	156	1,944	2.48	.920	3,772	4	4
2016-17	RANGERS	NHL	57	31	20	-	4	2	148	1,650	2.74	.910	3,240	1	0
	Sweden	W-Cup	3	1	1	-	1	1	7	116	2.25	.940	187	0	0
	Sweden	WC	5	5	0	-	0	0	7	129	1.31	.946	320	0	0
	NHL/NYR TOTALS		742	405	249	-	76	61	1,685	20,992	2.32	.920	43,628	22	16

## PLAYOFFS

SEASON	TEAM	LEAGUE	GP	W	L	SO	GA	SA	GAA	SV%	MIN
1999-00	Frolunda Jr.	SWE-JR.	5	4	1	2	7	-	1.40	-	300
2000-01	Frolunda UI8	SWE-UI8	3	2	1	0	5	-	1.62	-	182
2001-02	Frolunda	SHL	8	8	0	2	18	-	2.21	-	489
2002-03	Frolunda	SHL	12	-	-	2	26	-	2.11	-	739
2003-04	Frolunda	SHL	10	-	-	0	20	-	1.97	-	610
2004-05	Frolunda	SHL	14	12	2	6	15	-	1.05	-	854
2005-06	RANGERS	NHL	3	0	3	0	13	79	4.41	.835	177
2006-07	RANGERS	NHL	10	6	4	1	22	291	2.07	.924	637
2007-08	RANGERS	NHL	10	5	5	1	26	287	2.57	.909	608
2008-09	RANGERS	NHL	7	3	4	1	19	207	3.00	.908	380
2010-11	RANGERS	NHL	5	1	4	0	13	156	2.25	.917	346
2011-12	RANGERS	NHL	20	10	10	3	38	554	1.82	.931	1,251
2012-13	RANGERS	NHL	12	5	7	2	27	411	2.14	.934	756
2013-14	RANGERS	NHL	25	13	11	1	54	737	2.14	.927	1,516
2014-15	RANGERS	NHL	19	11	8	0	41	570	2.11	.928	1,166
2015-16	RANGERS	NHL	5	1	3	0	15	113	4.39	.867	205
2016-17	RANGERS	NHL	12	6	6	1	29	395	2.25	.927	775
	NHL/NYR TOTALS		128	61	65	10	297	3,800	2.28	.922	7,816

## CAREER STATISTICS

### RECORD VS. NHL

TEAM	GP	W	L	OT	GA	GAA	SV%	SO
ANA	12	6	5	1	31	2.55	.910	0
ARI	8	7	1	0	17	2.10	.926	0
BOS	39	25	12	2	76	1.93	.936	6
BUF	33	18	12	2	74	2.36	.918	2
CGY	9	6	3	0	24	2.63	.902	0
CAR	37	25	11	1	79	2.11	.926	2
CHI	10	6	2	2	22	2.19	.925	0
COL	11	5	3	3	24	2.25	.924	0
CBJ	17	10	5	1	45	2.87	.905	0
DAL	13	8	5	0	30	2.38	.922	0
DET	12	6	4	2	24	1.98	.934	4
EDM	9	4	2	2	22	2.55	.906	1
FLA	35	23	10	2	67	1.91	.935	5
LAK	10	4	4	2	26	2.57	.917	0
MIN	11	6	4	0	32	3.20	.875	0
MTL	35	14	17	3	96	2.87	.898	2
NSH	11	7	4	0	21	1.92	.937	2
NJD	58	35	16	7	110	1.90	.931	8
NYI	56	30	19	6	124	2.29	.919	5
NYR	-	-	-	-	-	-	-	-
OTT	37	15	18	3	77	2.11	.930	1
PHI	54	34	14	4	125	2.40	.919	4
PIT	61	29	22	10	150	2.47	.915	4
SJS	10	4	4	1	23	2.63	.925	1
STL	10	4	5	0	21	2.28	.923	1
TBL	38	19	13	6	89	2.38	.916	2
TOR	29	15	9	5	77	2.72	.903	2
VAN	11	6	5	0	21	2.20	.930	2
VGK	-	-	-	-	-	-	-	-
WSH	36	21	11	4	93	2.61	.909	4
WPG	30	13	9	7	65	2.18	.920	3
<b>TOTALS</b>	<b>742</b>	<b>405</b>	<b>249</b>	<b>76</b>	<b>1,685</b>	<b>2.32</b>	<b>.920</b>	<b>61</b>

### RANGERS AWARDS

Rangers MVP (as voted by the Professional Hockey Writers Association)	2006-07, 2007-08, 2008-09, 2009-10, 2010-11, 2011-12, 2012-13, 2015-16
Steven McDonald Extra Effort Award	2005-06
John Halligan Good Guy Award (Cooperation with Media)	2007-08
Lars-Erik Sjoberg Award (Best Rookie in Training Camp)	2005
Rangers Fan Club Frank Boucher Trophy (Most Popular Player On and Off the Ice)	2006-07, 2009-10
Rangers Fan Club Rookie of the Year	2005-06
Rangers Fan Club Ceil Sidel Memorial Award (Dedication to the Organization On and Off the Ice)	2005-06, 2008-09

## CAREER HIGHLIGHTS

CAREER HIGHS (LAST TIME)	
<b>SHOTS FACED</b>	55, 3/4/10 vs. PIT
<b>WIN STREAK</b>	7 (3x), 12/8/14 - 12/27/14
<b>SHUTOUT STREAK</b>	182:37, 1/21/12 - 2/5/12
<b>POINT STREAK</b>	9, 10/18/15 - 11/14/15 (7-0-2)

NHL FIRSTS	
<b>GAME</b>	10/8/05 at NJD (2-3, OT)
<b>WIN</b>	10/13/05 vs. NJD (4-1)
<b>SHUTOUT</b>	10/17/05 vs. FLA (4-0)

NHL AWARDS	
Vezina Trophy, 2011-12	
NHL First All-Star Team, 2011-12	
NHL Second All-Star Team, 2012-13	
NHL All-Rookie Team, 2005-06	

## CAREER SHOOTOUTS

W	L	SA	GA	SV%
56	41	359	94	.738

## 40 OR MORE SAVE GAMES (20; 12-1-7)

DATE	OPPONENT	RESULT	SAVES
12/14/06	at DAL	5-2	43
3/24/07	at BOS	2-1	40
10/18/08	at DET	4-5 (OT)	40
2/13/09	at FLA	1-2 (SO)	42
11/12/10	NJD	0-1 (SO)	45
2/6/10	NJD	3-1	41
3/4/10	PIT	4-5 (OT)	50
4/11/10	at PHI	1-2 (SO)	46
11/26/10	at FLA	3-0	40
12/29/10	at NJD	3-1	43
10/18/11	at VAN	4-0	40
2/14/12	at BOS	3-0	42
4/6/13	at CAR	4-1	48
11/21/13	at DAL	3-2	41
10/24/15	at PHI	2-3 (SO)	46
3/12/16	at DET	2-3 (OT)	40
3/19/16	at SJS	1-4	43
11/25/16	at PHI	3-2	40
2/7/17	ANA	4-1	43
3/7/17	at FLA	5-2	43

## CAREER PENALTY SHOTS (17)

DATE	OPPONENT	PLAYER (RESULT)
11/25/06	at PIT	Jordan Staal (Save)
12/7/06	PIT	Nils Ekman (Goal)
1/20/07	ATL	Marian Hossa (Save)
10/23/07	at PIT	Jordan Staal (Save)
10/29/07	TBL	Vincent Lecavalier (Goal)
2/3/08	at MTL	Sergei Kostitsyn (Goal)
1/18/09	at PIT	Sidney Crosby (Save)
1/9/10	at BOS	Marco Sturm (Save)
3/21/10	at BOS	Daniel Paille (Save)
1/2/12	at PHI	Daniel Briere (Save)
12/8/13	WSH	Mikhail Grabovski (Goal)
12/20/13	NYI	Cal Clutterbuck (Goal)
3/5/14	TOR	Tyler Bozak (Goal)
3/7/14	at CAR	Jeff Skinner (Goal)
11/5/14	DET	Gustav Nyquist (Save)
11/21/15	at FLA	Reilly Smith (Save)
2/26/17	CBJ	Brandon Saad (Save)

## ALL-STAR GAME STATISTICS

SEASON	TEAM	MINS	GA
2008-09	Eastern Conference	20:00	6
2010-11	Team Staal	18:36	3
2011-12	Team Alfredsson	19:49	3

## CAREER SHUTOUTS (61)

DATE	OPPONENT	SCORE	SAVES
10/17/05	FLA	4-0	23
1/7/06	FLA	4-0	38
11/21/06	CAR	4-0	34
2/9/07	TBL	5-0	29
2/27/07	MTL	4-0	19
3/17/07	BOS	7-0	30
3/21/07	PHI	5-0	17
10/20/07	at BOS	0-1 (SO)	19
10/25/07	NJD	2-0	22
11/1/07	WSH	2-0	31
11/5/07	PHI	2-0	30
12/9/07	NJD	1-0	17
12/18/07	PIT	4-0	18
1/22/08	ATL	4-0	14
2/24/08	FLA	5-0	23
3/9/08	BOS	1-0	29
4/3/08	at NYI	3-0	25
1/5/09	PIT	4-0	27
1/10/09	at OTT	2-0	33
3/30/09	NJD	3-0	38
11/1/09	BOS	1-0	29
1/12/10	NJD	0-1 (SO)	45
3/24/10	NYI	5-0	27
4/2/10	at TBL	5-0	30
10/30/10	at TOR	2-0	36
11/5/10	at NJD	3-0	33
11/26/10	FLA	3-0	40
12/03/10	NYI	2-0	17
12/12/10	WSH	7-0	31
1/13/11	VAN	1-0	31
1/19/11	TOR	7-0	22
2/25/11	WSH	6-0	35
3/6/11	PHI	7-0	24
3/22/11	FLA	1-0	22
3/26/11	at BOS	1-0	26
10/18/11	at VAN	4-0	40
11/26/11	PHI	2-0	29
12/26/11	NYI	3-0	28
1/17/12	NSH	3-0	27
1/24/12	WPG	3-0	22
2/1/12	at BUF	1-0	34
2/14/12	at BOS	3-0	42
2/27/12	NJD	2-0	13
4/13/13	at NYI	1-0	29
4/27/13	NJD	4-0	20
10/16/13	at WSH	2-0	22
10/31/13	BUF	2-0	29
1/16/14	DET	1-0	38
3/9/14	DET	3-0	30
3/22/14*	at NJD	2-0	21
10/19/14	SJS	4-0	33
11/1/14	WPG	0-1 (SO)	25
11/11/14	PIT	5-0	33
11/23/14	MTL	5-0	21
12/14/14	at EDM	2-0	16
11/10/15	CAR	3-0	33
11/23/15	NSH	3-0	31
2/10/16	at PIT	3-0	34
2/21/16	DET	1-0	22
11/1/16	STL	5-0	35
1/22/17	at DET	1-0	21

\*Became the Rangers' all-time leader in shutouts

# HENRIK LUNDQVIST **30** GOALTENDER

**30** Lundqvist is one of three goaltenders who have posted at least 11 30-win seasons in NHL history (along with Martin Brodeur and Patrick Roy).

## RECORD BREAKER

Lundqvist has established several NHL records throughout his first 12 seasons in the league, including consecutive 30-win seasons to begin an NHL career (seven), consecutive seasons with a 2.50 GAA or better to begin an NHL career (11), and consecutive wins in Game 7 of a playoff series (six).



## TOP OF THE HEAP

Since entering the NHL in 2005-06, Lundqvist leads all NHL goalies (min. 450 appearances) in appearances (742), wins (405), and shutouts (61), is tied for first in SV% (.920), and ranks second in GAA (2.32).

## TRUE BLUE

Lundqvist is the Rangers' all-time leader in several categories, including career appearances, wins, shutouts, saves, playoff appearances, and playoff wins by a goaltender.

## DID YOU KNOW

Lundqvist is one of nine goaltenders in NHL history who have earned at least 400 career wins and at least 60 career shutouts (along with Brodeur, Roy, Sawchuk, Plante, Belfour, Esposito, Hall, and Luongo).

## MVP!

Lundqvist has been selected as the Rangers' Most Valuable Player in eight different seasons in his career (2006-07, 2007-08, 2008-09, 2009-10, 2010-11, 2011-12, 2012-13, and 2015-16).

Lundqvist's eight Team MVP awards and his seven straight Team MVP awards from 2006-07 - 2012-13 are both franchise records.



# RYAN McDONAGH

## DEFENSEMAN

27

HEIGHT 6'1" WEIGHT 215 SHOOTS LEFT BORN JUN 13, 1989 BIRTHPLACE ST. PAUL, MN

**CAREER HIGHLIGHTS: 2016-17:** Established career-highs in assists (36) and primary assists (22) ... Was one of six NHL defensemen who registered at least 40 points and a plus-20 rating ... Ranked fifth among NHL defensemen in primary assists ... Led the Rangers in average ice time (24:21), tied for the team lead in power play assists (14), ranked second in plus/minus rating (plus-20) and power play points (15), and ranked third in assists ... Led Rangers defensemen in assists, points (42), and plus/minus rating ... Led the Rangers in ice time in 69 of 77 games he played ... Selected as the Rangers' Most Valuable Player for the second time in his career (he also won the award in 2013-14); became the third defenseman to be named the team's MVP at least twice since it was first presented in 1941-42 (Leetch - six times; Beck - twice) ... Represented the Rangers in the NHL All-Star Game for the second consecutive season; became the first Ranger to play in the NHL All-Star Game in at least two consecutive years since Henrik Lundqvist (2009 - 2012), as well as the first Rangers defenseman to play in the NHL All-Star Game in at least two straight years since Brian Leetch (2001 - 2002) and the first Rangers captain to accomplish the feat since Mark Messier (1992 - 1997) ... Posted a plus/minus rating of even or better in each of the first 13 games of the season (plus-10 rating over the span) ... Logged a season-high 30:08 of ice time on Oct. 15 at STL; logged at least 30:00 of ice time in a regular season game which ended in regulation for the second time in his NHL career (Jan. 29, 2013 vs. PHI - 30:09) ... Established a career-high with an eight-game assist/point streak from Oct. 17 vs. SJS to Nov. 1 vs. STL (nine assists over the span); the assist streak was the second-longest by any NHL player during the season, as well as the longest by an NHL defenseman, and the point streak was tied for the longest by any NHL defenseman during the season ... His assist streak was tied for the eighth-longest in Rangers history ... Became the first Rangers defenseman to post an eight-game assist streak since Leetch from Jan. 3, 1996 - Jan. 31, 1996 (nine games), as well as the first Rangers



defenseman to post an eight-game point streak since Leetch from Oct. 30, 1996 - Dec. 1, 1996 (14 games) ... Became the first Ranger (forward or defenseman) to tally an eight-game assist streak since Fleury from Nov. 7, 1999 - Nov. 26, 1999 ... Tallied two assists while skating in a game-high 26:10 of ice time on Oct. 17 vs. SJS ... Registered an assist on the game-winning goal and posted a plus-two rating in a team-high 21:06 of ice time while skating in his 400th career NHL game on Nov. 1 vs. STL ... Recorded two assists and established a single-game career-high with a plus-five rating on Nov. 21 at PIT; became the first Rangers defenseman to post a plus-five rating in one game since Darius Kasparaitis on Dec. 26, 2003 ... Posted a three-game assist/point streak from Dec. 8 at WPG to Dec. 11 vs. NJD (three assists) ... Tallied an assist on the game-winning goal in overtime and tied a single-game career-high with seven blocked shots while skating in a game-high 26:33 of ice time on Dec. 9 at CHI ... Posted a four-game assist/point streak from Dec. 23 vs. MIN to Dec. 31 at COL (one goal, six assists) ... Established a single-game career-high with three assists and tied a single-game career-high with three points while skating in a team-high 27:21 of ice time on Dec. 27 vs. OTT ... Tallied an assist, which was his 200th career NHL point and his 30th point of the season, on Feb. 5 vs. CGY; became the 15th defenseman who has registered at least 200 points as a member of the Rangers in franchise history ... Reached the 30-point plateau for the fourth consecutive seasons (2013-14 - 2016-17) and for the fifth time in his NHL career; became the ninth defenseman in franchise history to tally 30 or more points in at least five different seasons ... Recorded his 30th assist of the season on Feb. 11 vs. COL; established a career-high in assists and reached the 30-assist plateau for the first time in his NHL career ... Tallied the first goal of the game, led all skaters with five blocked shots, tied for the game-high with four shots on goal, and posted a plus-one rating while skating in a team-high 23:33 of ice time on Feb. 19 vs. WSH ... Tied for the game-high with three blocked





shots, tied for the team-high with four shots on goal, was credited with four hits, skated in a game-high, 27:16 of ice time, and was selected as the game's Second Star on Mar. 2 at BOS ... Notched the only assist on the game-winning goal in overtime and led all skaters with 26:28 of ice time on Mar. 6 at TBL ... Tied a single-game career-high with two goals, registered the game-winning goal, tallied a shorthanded goal, tied for the game-high with two takeaways, registered three shots on goal, and posted a plus-two rating while skating in a game-high, 22:25 of ice time on Mar. 12 at DET; posted a multi-goal game for the second time in his NHL career (he also recorded two goals on Feb. 16, 2015 at the NY Islanders) ... Recorded an assist, which was his 40th point of the season, on Mar. 25 at LAK; became the 11th defenseman in franchise history to tally at least 40 points in two different seasons ... Established a playoff career-high in average ice time (27:20) ... Ranked seventh in the NHL in average ice time and ranked 11th in the NHL in blocked shots (33) in the playoffs ... Tied for sixth among NHL defensemen in goals in the playoffs (two) ... Led the Rangers in average ice time, power play assists (two), and power play points (three), tied for the team lead in power play goals (one), ranked second in assists (five) and blocked shots, tied for second in points (seven), ranked third in hits (38), and tied for fifth in shots on goal (26) in the playoffs ... Led Rangers defensemen in assists, points, and shots on goal in the playoffs ... Recorded five hits and tied for the team-high with four blocked shots while skating in a team-high 33:12 of ice time in Game 2 of the First Round at MTL on Apr. 14; skated in his 86th career playoff game with the Rangers, passing Don Maloney for sole possession of fifth place on the franchise's all-time playoff games played list ... Notched an assist on the game-winning goal in Game 4 vs. MTL on Apr. 18; recorded his 27th career playoff assist as a Ranger, passing James Patrick for the fourth-most playoff assists by a Rangers defenseman in franchise history ... Tallied a power play assist and logged a team-high 25:24 of ice time while skating in his 90th career playoff game with the Rangers in Game 6 vs. MTL on Apr. 22 ... Registered five points (two goals, three assists) in the Second Round against OTT; tied for the team lead in points in the series ... Tallied two assists, led all skaters with 11 hits, tied for the game-high with five blocked shots, and registered two shots on goal while skating in a team-high 34:23 of ice time in Game 2 at OTT on Apr. 29; notched his 30th career playoff assist with the Rangers, becoming the ninth player - and fourth defenseman - in franchise history to register

30 career playoff assists with the Rangers (joining Brian Leetch, Brad Park, and Ron Greschner as the only defensemen to accomplish the feat) and the 11 hits in the contest were the most any Ranger has recorded in one playoff game since the NHL began to track hits in 1997-98 ... Recorded an assist while skating in a team-high 25:14 of ice time in Game 4 vs. OTT on May 4; skated in his 94th career playoff game with the Rangers, passing Walt Tkaczuk for sole possession of fourth place on the franchise's all-time playoff games played list, and tallied his 40th career playoff point with the Rangers, becoming the fourth defenseman in franchise history to record at least 40 career playoff points (along with Leetch, Greschner, and Park) ... Registered his 10th career playoff goal in Game 5 at OTT on May 6; became the sixth defenseman in franchise history to tally 10 playoff goals and tied Barry Beck for fifth on the Rangers' all-time playoff goals list among defensemen. **2015-16:** Established a career-high in plus/minus rating (plus-26) ... Became the second Ranger in franchise history to post a plus/minus rating of plus-11 or better in each of his first six NHL seasons (along with Brad Park) ... Became the seventh defenseman in franchise history to record a plus-25 rating or better in at least two seasons ... Was one of three NHL defensemen who registered at least 30 points and a plus-25 rating (along with Brian Campbell and Colton Parayko) ... Tied for ninth in the NHL - and ranked fourth among NHL defensemen - in plus/minus rating ... Led the Rangers in average ice time (22:21) and plus/minus rating, tied for the team lead in shorthanded assists (one), tied for second in shorthanded points (one), ranked third in blocked shots (138), tied for fourth in primary assists (16), ranked fifth in assists (25), tied for fifth in power play assists (seven), and ranked sixth in power play points (nine) ... Tied for first among team defensemen in shorthanded assists and shorthanded points, ranked second among team defensemen in assists and points (34), and tied for second among team defensemen in goals (nine) and power play goals (two) ... Received the John Halligan Good Guy Award, which is given annually to a Rangers player, selected by the New York chapter of the Professional Hockey Writers Association, in recognition of his cooperation with the media ... Made his first NHL All-Star Game appearance ... was the first Rangers captain to participate in an NHL All-Star Game since Mark Messier in 2004 ... Registered nine points (three goals, six assists) in an 11-game span from Nov. 6 at COL to Nov. 27 at BOS ... Tied a single-game career-high with three points (one goal, two assists) and posted a plus-two rating on Dec. 6 vs. OTT

... Registered a three-game point streak from Dec. 17 at MIN to Dec. 20 vs. WSH (one goal, two assists) ... Registered 17 points (four goals, 13 assists) and a plus-21 rating over his final 37 games ... Registered a four-game point streak from Jan. 16 at PHI to Jan. 22 at CAR (one goal, three assists), including a three-game assist streak from Jan. 16 at PHI to Jan. 19 vs. VAN (three assists) ... Posted a plus/minus rating of even or better in 15 consecutive games from Feb. 25 at STL to Mar. 26 at MTL (plus-15 rating over the span) ... Registered a four-game point streak from Feb. 27 at DAL to Mar. 4 at WSH (one goal, four assists) ... Led the Rangers in hits per game (4.7) and blocked shots per game (2.0) in the playoffs ... Skated in his 83rd career playoff game with the Rangers in Game 4 of the First Round vs. PIT on Apr. 21, passing Brian Leetch for sole possession of seventh place on the franchise's all-time playoff games played list.

**2014-15:** Established career-highs in power play goals (three) and shorthanded assists (three) ... Tied for the NHL lead in shorthanded assists and tied for 10th in the NHL in shorthanded points (three) ... Tied for first among all NHL defensemen in shorthanded assists and shorthanded points, and ranked fifth among NHL defensemen in plus/minus rating (plus-23) ... Led the Rangers in average ice time (23:07), ranked second in power play assists (nine), ranked third in shorthanded points, tied for third in power play points (12), ranked fifth in plus/minus rating, and tied for fifth in power play goals ... Led team defensemen in assists (25), points (33), power play assists, power play points, shorthanded assists, and shorthanded points ... Named the 27th captain in franchise history on Oct. 6; became the fourth-youngest player to be named Rangers captain ... Posted a three-game assist/point streak from Nov. 28 at PHI to Dec. 1 vs. TBL (three assists) ... Tallied a three-game assist/point streak from Dec. 29 at DAL to Jan. 3 vs. BUF (one goal, three assists); notched a power play point in all three of the contests ... Established a single-game career-high with two goals on Feb. 16 at NYI ... Skated in his 300th career NHL game on Mar. 10 at NYI ... Posted a four-game assist streak from Mar. 29 vs. WSH to Apr. 4 vs. NJD (six assists) ... Recorded two assists, including his 100th career NHL assist, on Apr. 4 vs. NJD ... Established a playoff career-high in game-winning goals (two) and tied a playoff career-high in power play goals (two) ... Tied for seventh in the NHL in game-winning goals, tied for eighth in power play goals and blocked shots (41), and tied for 10th in takeaways (14) in the playoffs ... Led NHL defensemen in takeaways, tied for first in power play goals, ranked second in game-winning goals, and tied for second in goals (three) ... Led

the Rangers in average ice time (23:30), tied for the team lead in game-winning goals and power play goals, ranked second in blocked shots and takeaways, tied for fifth in goals and power play points (three), and tied for sixth in points (nine) ... Tied for first among all skaters in assists (three) and points (four) - and led all defensemen in points - in the First Round against PIT ... Tallied his first career playoff overtime goal in Game 5 of the Second Round vs. WSH on May 8; became the fifth defenseman in franchise history to score a playoff overtime goal and the first to do so in a game in which the Rangers faced elimination. **2013-14:** Established career-highs in goals (14), points (43), power play assists (11), power play points (13), shorthanded goals (three), shorthanded points (four), game-winning goals (four), shots on goal (177), and average ice time (24:49) ... Tied for fifth in the NHL in shorthanded goals, tied for 10th in shorthanded points, tied for sixth among defensemen in goals and tied for 17th among defensemen in points ... Led the Rangers in average ice time, ranked second in blocked shots (131), tied for third in plus/minus rating (plus-11) and game-winning goals, ranked fourth in assists (29), tied for fourth in power play assists, and ranked fifth in points and power play points ... Named Team MVP and received the Players' Player Award; became the first Ranger to win both awards in the same season since Brian Leetch in 2002-03 and the 10th defenseman to be named Team MVP in franchise history ... Posted a six-game point streak from Nov. 27 at FLA to Dec. 7 vs. NJD (one goal, six assists over the span), including a four-game assist streak from Nov. 30 vs. VAN to Dec. 7 vs. NJD (five assists); became the first Rangers defenseman to post a six-game point streak since Leetch in 2003-04 ... Registered a career-high, three-game goal streak from Mar. 2 vs. BOS to Mar. 7 at CAR (three goals over the span) ... Recorded his third shorthanded goal of the season on Mar. 7 at CAR; tied the franchise record for shorthanded goals by a defenseman in one season (Leetch - 1988-89) ... Tallied a single-game career-high, three points (one goal, two assists), including the game-winning goal in overtime, on Mar. 24 vs. PHX; recorded the 100th point of his NHL career in the contest ... Registered six goals in March, the most by a Rangers defenseman in one calendar month since Jan. 1998 (six - Leetch) ... Established playoff career-highs in games played (25), goals (four), assists (13), points (17), power play goals (two), power play assists (five), power play points (seven), shorthanded assists (two), shorthanded points (two), and hits (52) ... Tied for first in the NHL in shorthanded assists, tied for third in shorthanded points, tied for fourth in

assists and power play assists, tied for fifth in power play points, tied for seventh in points, ranked eighth in blocked shots (48), and ranked ninth in average ice time (26:48) ... Tied for first among all NHL defensemen in assists and ranked second among all NHL defensemen in points ... Tied for fourth in franchise history in assists during one playoff year (Don Maloney – 1978-79) and ranked third in franchise history for points by a defenseman in one playoff year ... Led all skaters in assists (eight) and points (10) in the Eastern Conference Final against MTL; became the first defenseman in franchise history to register eight assists in one playoff series and the second defenseman in franchise history to tally at least 10 points in one playoff series (Leetch – 11 points in the 1994 SCF against VAN) ... Established single-game playoff career-highs with three assists and four points, and posted a plus-two rating in Game 1 at MTL on May 17; tied a franchise-record for the most points by a defenseman in a playoff game (Leetch – twice, Dave Maloney and Brad Park) ... Tallied two points (one goal, one assist) and led the team with a single-game playoff career-high, six shots on goal in Game 2 at MTL on May 19 ... Registered a five-game assist/point streak from Game 4 vs. MTL on May 25 to Game 2 of the Stanley Cup Final at LAK on June 7 (one goal, six assists over the span); became the first Rangers defenseman to record a five-game assist streak in the playoffs since James Patrick (Apr. 23 – May 1, 1992) and the first Blueshirts defenseman to tally a five-game point streak in the playoffs since Sergei Zubov (May 14 – May 24, 1995) ... Led all defensemen, and led the Rangers, in assists (three) and points (four) in the Stanley Cup Final against LAK ... Registered two points (one goal, one assist) in Game 2 at LAK on June 7; became the first Rangers defenseman to record four goals in one playoff year since Leetch tallied six in the 1995 playoffs.

**2012-13:** Ranked second on the team in blocked shots (78), third in average ice time (24:21), and fourth in plus/minus rating (plus-13) ... Tied for first among Rangers defensemen in goals (four), and ranked second in assists (15) and points (19) ... Ranked second on the Rangers in average ice time (25:52) and blocked shots (28) during the playoffs ... Tallied his first career NHL playoff goal in Game 1 of the Eastern Conference Semifinals at BOS on May 16. **2011-12:** Established a career-highs in games played (82) ... Ranked 11th in the league – fifth among NHL defensemen – and led the team in plus/minus rating (plus-25) ... Tied for eighth in the NHL in blocked shots (182) ... Ranked second on the Rangers in average ice time (24:44) and blocked shots, and ranked second among Rangers defensemen in goals (seven), assists (25) and

points (32) ... Tallied his first career overtime goal with 1:8 seconds remaining on Oct. 20 at CGY ... Established playoff career-highs in plus/minus rating (plus-two) and blocked shots (62) ... Led the NHL in blocked shots and ranked 10th in the NHL, and second on the team, in average ice time (26:49) during the playoffs ... Registered his first career NHL playoff point with an assist in Game 1 of the Eastern Conference Semifinals vs. WSH on Apr. 28 ... Established a single-game playoff career-high, and led all skaters, with 53:17 of ice time in the Rangers' triple overtime victory in Game 3 at WSH on May 2. **2010-11:** Made his NHL debut on Jan. 7 at DAL ... Ranked second on the team and sixth among NHL rookies with a plus-16 rating (fourth among rookie defensemen), posting a plus or even rating in 32 of his 40 games ... Notched his first career NHL goal with the game-winning tally on Apr. 9 vs. NJD ... Tallied his first career NHL point with an assist on Jan. 20 at CAR ... Made his NHL playoff debut in Game 1 of the Eastern Conference Quarterfinals at WSH on Apr. 13.

**AHL CAREER: 2010-11:** Ranked second among team defensemen in assists (seven) and points (eight) at the time of his recall on Jan. 3 ... Made his professional debut on Oct. 9 vs. Charlotte ... Registered his first career AHL point with an assist on Nov. 7 vs. Bridgeport ... Tallied his first career AHL goal on Dec. 11 vs. Manchester.

**COLLEGE CAREER: 2009-10:** Established collegiate career-highs in games played (43), assists (14), points (18), and plus/minus rating (plus-23) for NCAA runner-up University of Wisconsin Badgers ... Named to the WCHA Second All-Star Team and the WCHA All-Academic Team ... Served as team tri-captain. **2008-09:** Tied his career-high in goals (five) ... Named to Academic All-Big Ten and WCHA All-Academic teams. **2007-08:** Named to the 2008 WCHA All-Rookie team ... Established a career-high in goals (five).

**EUROPEAN CAREER: 2012-13:** Recorded three assists, along with six penalty minutes in 10 games for HC Barys Astana in the Kontinental Hockey League (KHL).

**INTERNATIONAL CAREER: 2016:** Registered two goals in three games while representing the United States at the 2016 World Cup of Hockey ... Was one of two defensemen who registered two goals in the tournament (along with Zdeno Chara) ... Led Team USA in goals and tied for first on the team in points (two) in the tournament. **2014:** Tallied one goal and one assist in six games while representing the United States at the 2014 Winter

Olympics in Sochi, Russia ... Ranked second on Team USA in average ice time (20:44). **2011:** Registered one assist and two penalty minutes in seven games while representing the United States at the 2011 IIHF World Championship in Slovakia. **2009:** Appeared in six games for Team USA at the 2009 IIHF World Junior Championship, recording three assists and two penalty minutes. **2007:** Captured a silver medal while representing the United States at the 2007 IIHF World U18 Championship. **2006:** Skated with the silver medal-winning Team USA at the 2006 IIHF World U18 Championship. **2005:** Placed first with 2005 US NTDP U17 team at the 2005 Five Nations Cup.

**HIGH SCHOOL CAREER: 2006-07:** Named 2007 Minnesota "Mr. Hockey" after recording 14 goals and 26 assists for 40 points in 26 games with Cretin-Derham High School. **2005-06:** Led Cretin-Derham High School to the 2006 Minnesota High School State Championship, registering 12 goals and 33 assists for 45 points in 25 contests. **2004-05:** Registered 30 points (12 goals, 18 assists) in 28 games with Cretin-Derham High School.

**BACKGROUND:** Was a member of the Big Ten All-Academic and WCHA All-Academic teams while at the University of Wisconsin ... In high school, his baseball team won the Wisconsin state championship ... His uncle is former NFL Quarterback and NCAA Champion with the University of Miami (1987), Steve Walsh ... Lists his favorite hockey moment as his NHL debut at Madison Square Garden ... Received the 2015 Burke Award, the highest honor bestowed by Burke Rehabilitation Hospital's board of directors and the Burke Medical Research Institute, which recognizes individuals or groups who contributed to the field of rehabilitation through personal achievements, research development or by establishing programs and initiatives that improve quality of life for individuals with disabilities ... Is a national spokesperson for Dunkin' Donuts ... Married - wife, Kaylee; daughter, Falan.

**CAREER TRANSACTIONS: June 22, 2007 -** Selected by Montreal in the first round, 12th overall, of the 2007 NHL Entry Draft. **June 30, 2009 -** Acquired by the Rangers, along with Chris Higgins, Pavel Valenchenko, and Doug Janik, in exchange for Scott Gomez, Tom Pyatt, and Mike Busto.

# RYAN McDONAGH **27** DEFENSEMAN

## MAC TRUCK

McDonagh was selected as the Rangers' MVP in 2016-17, marking the second time he has received the award (he was also named the team's MVP in 2013-14). He is one of three defensemen in franchise history who have won the award at least twice (along with Brian Leetch and Barry Beck).



## ON POINT

McDonagh was one of six NHL defensemen who registered at least 40 points and posted a plus-20 rating or better during the 2016-17 season (along with Duncan Keith, Shea Weber, Ryan Suter, Justin Schultz, and Jake Gardiner).

## LEADING THE WAY

Since he made his NHL debut on Jan. 7, 2011, McDonagh leads the Rangers in average ice time (23:31) and plus/minus rating (plus-134), ranks second in shorthanded assists (eight), is tied for second in games played (467) and shorthanded points (12), ranks third in assists (163), and ranks fourth in points (212).

## POSITIVE CHARGE

McDonagh is the only Ranger in franchise history who posted a plus-11 rating or better in each of his first seven NHL seasons.

McDonagh leads the NHL in plus/minus rating since the start of the 2014-15 season (plus-69), and he has posted a plus-20 rating or better in each season over the span.

## A STAR ON BROADWAY

McDonagh has represented the Rangers at the NHL All-Star Game in each of the last two seasons (2015-16 and 2016-17). He became the first Ranger to play in at least two consecutive NHL All-Star Games since Henrik Lundqvist (three straight appearances from 2009-2012).



# CAREER STATISTICS

SEASON	TEAM	LEAGUE	REGULAR SEASON					PLAYOFFS				
			GP	G	A	PTS	PIM	GP	G	A	PTS	PIM
2004-05	Cretin-Derham Hall	HS-MN	28	12	18	30	-	-	-	-	-	-
2005-06	Cretin-Derham Hall	HS-MN	25	12	33	45	-	-	-	-	-	-
2006-07	Cretin-Derham Hall	HS-MN	26	14	26	40	-	-	-	-	-	-
	United States	WJ18	7	0	3	3	4	-	-	-	-	-
2007-08	Univ. of Wisconsin	NCAA	40	5	7	12	42	-	-	-	-	-
2008-09	Univ. of Wisconsin	NCAA	36	5	11	16	59	-	-	-	-	-
	United States	WJC	6	0	3	3	2	-	-	-	-	-
2009-10	Univ. of Wisconsin	NCAA	43	4	14	18	73	-	-	-	-	-
2010-11	RANGERS	NHL	40	1	8	9	14	5	0	0	0	4
	Connecticut	AHL	38	1	7	8	12	-	-	-	-	-
	United States	WC	7	0	1	1	2	-	-	-	-	-
2011-12	RANGERS	NHL	82	7	25	32	44	20	0	4	4	11
2012-13	RANGERS	NHL	47	4	15	19	22	12	1	3	4	6
	Barys Astana	KHL	10	0	3	3	6	-	-	-	-	-
2013-14	RANGERS	NHL	77	14	29	43	36	25	4	13	17	8
	United States	Olympics	6	1	1	2	0	-	-	-	-	-
2014-15	RANGERS	NHL	71	8	25	33	26	19	3	6	9	8
2015-16	RANGERS	NHL	73	9	25	34	22	3	0	0	0	0
2016-17	RANGERS	NHL	77	6	36	42	37	12	2	5	7	12
	United States	W-Cup	3	2	0	2	0	-	-	-	-	-
NHL/NYR TOTALS			467	49	163	212	201	96	10	31	41	49

## STATISTICAL BREAKDOWN

SEASON	PPG	SHG	GWG	+/-	S	S%	TF	F%	H	BS	MIN
2010-11	0	0	1	16	27	3.7	0	0.0	56	69	18:44
2011-12	0	0	1	25	123	5.7	2	50.0	118	182	24:44
2012-13	0	0	1	13	83	4.8	1	0.0	69	78	24:21
2013-14	2	3	4	11	177	7.9	0	0.0	88	131	24:49
2014-15	3	0	2	23	148	5.4	0	0.0	77	139	23:07
2015-16	2	0	0	26	113	8.0	1	100.0	98	138	22:21
2016-17	1	1	1	20	153	3.9	0	0.0	80	160	24:21
TOTALS	8	4	10	134	824	5.9	4	50.0	586	897	23:31

## SCORING VS. NHL

TEAM	GP	G	A	PTS
ANA	11	0	2	2
ARI	10	1	5	6
BOS	21	3	3	6
BUF	20	1	8	9
CGY	9	1	3	4
CAR	25	5	10	15
CHI	9	0	4	4
COL	7	1	6	7
CBJ	18	1	4	5
DAL	10	1	2	3
DET	11	2	4	6
EDM	8	0	1	1
FLA	21	1	9	10
LAK	9	1	1	2
MIN	10	3	9	12
MTL	21	0	4	4
NSH	9	2	1	3
NJD	28	2	11	13
NYI	29	5	3	8
NYR	-	-	-	-
OTT	18	3	7	10
PHI	29	2	9	11
PIT	27	5	8	13
SJS	10	1	2	3
STL	9	1	2	3
TBL	17	0	12	12
TOR	19	3	5	8
VAN	10	2	4	6
VGK	-	-	-	-
WSH	25	2	16	18
WPG	17	0	8	8
TOTALS	467	49	163	212

## CAREER HIGHLIGHTS


CAREER HIGHS (LAST TIME)	
GOALS	2 (2x), 3/12/17 at DET
ASSISTS	3, 12/27/16 vs. OTT
POINTS	3 (3x), 12/27/16 vs. OTT (3A)
PIM	5, 11/23/16 vs. PIT
SHOTS	7 (2x), 10/30/15 vs. TOR
GOAL STREAK	3, 3/2/14 - 3/7/14 (3)
ASSIST STREAK	8, 10/17/16 - 11/1/16 (9)
POINT STREAK	8, 10/17/16 - 11/1/16 (9A)

## NHL FIRSTS

GAME	1/7/11 at DAL
GOAL	4/9/11 vs. NJD (Brodeur)
ASSIST	1/20/11 at CAR

## ALL-STAR GAME SCORING

SEASON	TEAM	G	A
2015-16	Metropolitan Division	0	0
2016-17	Metropolitan Division	0	0



# J.T. MILLER

CENTER

10

HEIGHT 6'1" WEIGHT 218 SHOOTS LEFT BORN MAR 14, 1993 BIRTHPLACE EAST PALESTINE, OH

**CAREER HIGHLIGHTS: 2016-17:** Established career-highs in assists (34), points (56), game-winning goals (six), plus/minus rating (plus-17), shorthanded goals (three), and shorthanded points (four), and tied career-highs in goals (22) and games played (82) ... Was the only Ranger who skated in all 82 games ... Tallied a point in 33 of the Rangers' 48 wins; the team posted a 33-6-3 record in games which he recorded a point ... Tied for fifth in the NHL in shorthanded goals and tied for sixth in the NHL in shorthanded points ... Led the Rangers in shorthanded goals, tied for the team lead in game-winning goals and even strength points (45), and ranked second in points ... Registered 17 points (seven goals, 10 assists) and a plus-16 rating in the first 17 games of the season from Oct. 13 vs. NYI to Nov. 15 at VAN; tallied a point in 12 of the 17 games and the Rangers posted a 12-0-0 record in the games in which he registered a point ... Skated in his 200th career NHL game on Oct. 19 vs. DET ... Posted a three-game point streak from Oct. 22 at WSH to Oct. 26 vs. BOS (one goal, three assists over the span) ... Registered a three-game assist/point streak from Oct. 30 vs. TBL to Nov. 3 vs. EDM (two goals, four assists) ... Tied a single-game career-high with three points (one goal, two assists) and established a single-game career-high with a plus-four rating on Oct. 30 vs. TBL ... Tied a single-game career-high with two goals on Nov. 15 at VAN ... Registered his first career NHL shorthanded goal/point, which was the game-winning goal, on Nov. 21 at PIT ... Tallied a point in 17 games over an 19-game span from Dec. 29 at ARI to Feb. 13 at CBJ (nine goals, 15 assists, plus-15 rating over the span) ... Posted a career-high seven-game point streak from Dec. 29 at ARI to Jan. 14 at MTL (five goals, five assists) ... Recorded two points (one goal, one assist), including his 100th career NHL point, on Dec. 29 at ARI ... Tied a single-game career-high with two goals, recorded the game-winning goal, and posted a plus-two rating on Dec. 31 at COL ... Recorded two assists, including an assist on the game-winning goal, and posted a plus-two rating on Jan. 4 at PHI ... Registered a goal in four games over a five-game span from Jan. 13

vs. TOR to Jan. 22 at DET (four goals) ... Tallied a point on the game-winning goal in three consecutive games from Jan. 19 at TOR to Jan. 23 vs. LAK, and recorded the game-winning goal in two consecutive contests on Jan. 19 at TOR and Jan. 22 at DET ... Registered the game-winning goal in overtime on Jan. 22 at DET ... Tied a career-high with a seven-game point streak from Jan. 31 vs. CBJ to Feb. 13 at CBJ (two goals, nine assists), and posted a career-high four-game assist streak from Jan. 31 vs. CBJ to Feb. 7 vs. ANA ... Registered a multi-point game in four consecutive contests from Feb. 2 at BUF to Feb. 9 vs. NSH (two goals, six assists) ... Tied a single-game career-high with two goals, registered the game-winning goal, and posted a plus-three rating on Feb. 9 vs. NSH ... Notched an assist, which was his 50th point of the season, on Mar. 12 at DET; reached the 50-point plateau for the first time in his NHL career ... Registered his 20th goal of the season on Mar. 17 vs. FLA; tallied at least 20 goals for the second consecutive season ... Posted a multi-point game in two consecutive contests on Mar. 28 at SJS and Mar. 31 vs. PIT (two goals, two assists) ... Tied a single-game career-high with two goals and recorded four shots on goal on Mar. 28 at SJS ... Notched two assists, led all skaters with three takeaways, recorded three shots on goal, posted a plus-two rating in tonight's contest, and was selected as the game's Third Star on Mar. 31 vs. PIT ... Tied for sixth on the Rangers in assists in the playoffs (three) ... Tallied an assist on the game-winning goal, tied for the team-high with three shots on goal, was credited with four hits, and posted a plus-two rating in Game 6 of the First Round vs. MTL on Apr. 22 ... Notched an assist in two consecutive games in Game 3 of the Second Round vs. OTT on May 2 and Game 4 vs. OTT on May 4. **2015-16:** Established career-highs in games played (82) and goals (22) ... Was one of two Rangers - and the only Ranger forward - who skated in each of the team's 82 games ... Led the Rangers in even strength goals (20), tied for the team lead in game-winning goals (five), ranked second in even strength points (39), ranked third in hits (174), tied for third in goals, ranked





fifth in takeaways (40), and tied for fifth in points (43) and even strength assists (19) ... Led the Rangers in points (28) and ranked second in goals (14) on the road ... Posted a three-game assist/point streak over the Rangers' first three games of the season from Oct. 7 at CHI to Oct. 10 vs. CBJ (four assists) ... Tallied two assists and posted a plus-two rating in the Rangers' season opener on Oct. 7 at CHI ... Registered the game-winning goal and posted a plus-two rating on Nov. 7 at ARI ... Recorded two points (one goal, one assist), including the game-winning goal, and posted a plus-two rating on Nov. 12 vs. STL ... Led the Rangers in goals from Dec. 12 until the end of the season (18) ... Tallied a point in five consecutive road games from Dec. 12 at CGY to Dec. 30 at TBL (three goals, three assists) ... Registered two points (one goal, one assist) on Dec. 12 at CGY ... Registered a three-game point streak from Dec. 17 at MIN to Dec. 20 vs. WSH (two goals, one assist) ... Recorded eight goals in an eight-game span from Jan. 16 at PHI to Feb. 4 vs. MIN; became the first Ranger 22 years old or younger to tally at least eight goals in an eight-game span since Alexei Kovalev in 1993-94 ... Registered a goal in four consecutive home games from Jan. 19 vs. VAN to Feb. 8 vs. NJD (four goals, plus-eight rating over the span); recorded the game-winning goal in three of the four contests ... Tallied his first career NHL overtime goal, established a single-game career-high with eight shots on goal, and posted a plus-two rating in 20:07 of ice time on Jan. 19 vs. VAN; logged at least 20:00 of ice time in a game for the first time in his NHL career ... Tied a single-game career-high with two goals on Jan. 22 at CAR ... Posted a career-high three-game goal streak from Jan. 25 vs. BUF to Feb. 4 vs. MIN (four goals, one assist, plus-seven rating) ... Established single-game career-highs with three assists and three points on Feb. 18 at TOR ... Posted a three-game assist/point streak from Mar. 13 vs. PIT to Mar. 17 at LAK (one goal, three assists) ... Tallied two points (one goal, one assist) and posted a plus-two rating on Mar. 17 at LAK ... Registered his 20th goal and 40th point of the season on Mar. 23 vs. BOS; reached the 20-goal and 40-point plateaus for the first time in his NHL career ... Tied for the team lead in assists (three), ranked second in hits (22), and ranked third in points (three) in the playoffs ... Tied a single-game playoff career-high with three assists and posted a plus-three rating in Game 2 of the First Round at PIT on Apr. 16; recorded three assists in the second period, tying a franchise record for assists in one period of a playoff game. **2014-15:** Tied for fifth on the Rangers in game-winning goals (three) ... Registered two points (one goal, one

assist) and posted a plus-two rating on Nov. 29 vs. PHI ... Recorded his first career NHL game-winning goal on Dec. 13 at VAN ... Posted a three-game assist/point streak from Jan. 3 vs. BUF to Jan. 8 at LAK ... Registered two assists and tied a single-game career-high with two points on Jan. 7 at ANA ... Notched an assist and posted a plus-three rating on Feb. 12 at COL ... Registered the game-winning goal on Mar. 11 at WSH ... Skated in his 100th career NHL game on Mar. 15 vs. FLA ... Posted a three-game point streak from Mar. 21 at CAR to Mar. 24 vs. LAK (two goals, two assists) ... Registered a goal in two consecutive games for the second time in his NHL career on Mar. 21 at CAR and Mar. 22 vs. ANA ... Tallied two points (one goal, one assist) and posted a plus-two rating on Mar. 22 vs. ANA ... Recorded a point on the game-winning goal in two consecutive games on Mar. 31 at WPG and Apr. 2 at MIN ... Tallied the game-winning goal on Apr. 2 at MIN ... Tied for the team lead in primary assists (five), ranked third in hits (46), tied for third in assists (seven), tied for fourth in power play assists (two), and ranked fifth in plus/minus rating (plus-three) in the playoffs ... Tied for second among team forwards in blocked shots (10) ... Won 30 of 55 faceoffs he took (54.5%) ... Notched an assist in two consecutive games in Game 6 of the Second Round at WSH on May 10 and Game 7 vs. WSH on May 13 ... Posted his first career NHL multi-assist/point game in the playoffs (one goal, three assists), tallied his first career NHL playoff goal, and posted a plus-four rating in Game 6 of the Eastern Conference Final at TBL on May 26; was the first Ranger (along with Brassard and Nash) to register at least four points in a playoff game in which the Rangers faced elimination since Mark Messier (Game 6 of the Eastern Conference Final against NJD in 1994). **2013-14:** Registered a goal and a recorded five shots on goal on Dec. 23 vs. TOR ... Tallied three points (one goal, two assists) in the five NHL games he played between Jan. 4 at TOR and Mar. 2 vs. BOS ... Ranked sixth on the Rangers in plus/minus rating (plus-three) in the playoffs ... Tallied his first career NHL playoff point with an assist and posted a single-game playoff career-high with a plus-two rating in his NHL playoff debut in Game 5 of the First Round vs. PHI on Apr. 27; was one of two Rangers to record their first NHL playoff point during their NHL playoff debut during the 2014 playoffs (Jesper Fast). **2012-13:** Was credited with two shots and posted a plus-one rating in 14:25 of ice time while making his NHL debut on Feb. 5 at NJD ... Tallied his first two career NHL goals on Feb. 7 vs. NYI, becoming the first Ranger to have a multi-goal game as a teenager since Alexei

Kovalev on Dec. 27, 1992 ... Recorded his first career NHL assist on Feb. 21 at OTT.

**AHL CAREER: 2014-15:** Recorded 15 points (six goals, nine assists) in 18 games prior to being recalled by the Rangers on Nov. 28 ... Tallied a point in 12 of 18 AHL games. **2013-14:** Established AHL career-highs in goals (15), assists (27), points (42), plus/minus rating (plus-10), and shots on goal (128) ... Ranked third on Hartford in assists and plus/minus rating, fourth in points, and fifth in goals ... Recorded a point in 25 of 41 games ... Registered a single-game career-high, four points (two goals, two assists) on Feb. 14 at Springfield ... Tallied a single-game career-high, three assists on Jan. 26 at Adirondack. **2012-13:** Ranked third among Connecticut rookies in goals (eight) and assists (15), and tied for fourth in points (23) ... Tallied his first professional regular season point with an assist in his professional regular season debut on Oct. 12 vs. Bridgeport ... Recorded his first professional goal on Oct. 24 at Albany ... Represented the Eastern Conference at the 2013 AHL All-Star Game on Jan. 28. **2011-12:** Made his professional debut on Apr. 21 at Bridgeport ... Tallied his first professional point with an assist on May 2 at Norfolk.

**JUNIOR CAREER: 2011-12:** Ranked second on Plymouth in game-winning goals (six), fourth in assists (37), tied for fourth in points (62), finished fifth in goals (25), and tied for fifth in power play goals (six) ... Tallied an assist while making his OHL debut on Sept. 24 vs. Erie ... Registered an OHL career-high eight-game point streak from Nov. 6 at Saginaw to Nov. 23 vs. Saginaw (three goals, 11 assists) ... Tied for second on the team in assists (eight) and tied for fifth in points (10) in the playoffs.

**USHL CAREER: 2010-11:** Established USHL career-highs in games played (48), assists (26), points (37), penalty minutes (80), shorthanded goals (two), and game-winning goals (three).

**2009-10:** Established USHL career-highs in goals (15) and power play goals (four) ... Tied for second on the team in points (31) and goals.

**MEHL CAREER: 2008-09:** Led the team in goals (21) and points (42) ... Named Offensive Player of the Year for the Hornets.

**INTERNATIONAL CAREER: 2016:** Skated in one game with Team North America at the 2016 World Cup of Hockey. **2013:** Captured a gold medal with Team USA at the 2013 IIHF World Junior Championship in Ufa, Russia ... Tied for second among all tournament skaters in assists (seven) and tied for fifth in points (nine) ... Led Team USA in assists and tied for the team lead in points ... Served as an alternate captain. **2012:** Represented the United States at the 2012 IIHF World Junior Championship in Alberta, Canada. **2011:** Captured a gold medal with Team USA at the 2011 IIHF U18 World Junior Championship in Germany ... Tied for third among all tournament skaters in points (13), fourth in assists (nine), sixth in goals (four), and seventh in plus/minus rating (plus-eight) in six contests ... Selected by tournament coaches as Team USA's top player during the elite tournament.

**BACKGROUND:** Nickname is "Millsy" ... Idolized Alexei Kovalev, Mario Lemieux, and Jaromir Jagr as a kid ... Is the first person from East Palestine, Ohio who has played in the NHL ... The talent he would most like to have is to be a drummer in a rock band ... Lists Happy Gilmore as his favorite movie ... Has two dogs, Easton and Lincoln ... The most played artist on his iPod is Shinedown ... His ideal dinner guest is golfer Phil Mickelson ... Married - wife, Natalie.

**CAREER TRANSACTIONS: June 24, 2011** - Selected by the Rangers in the first round, 15th overall, of the 2011 NHL Entry Draft.

## CAREER STATISTICS

SEASON	TEAM	LEAGUE	REGULAR SEASON					PLAYOFFS				
			GP	G	A	PTS	PIM	GP	G	A	PTS	PIM
2008-09	Pittsburgh	TIEHL	45	21	21	42	76	-	-	-	-	-
2009-10	U.S. Nat'l Team	USHL	29	5	7	12	32	-	-	-	-	-
	U.S. Nat'l Team U-17	USHL	17	10	9	19	47	-	-	-	-	-
	U.S. Nat'l Team U-18	USHL	1	0	0	0	0	-	-	-	-	-
2010-11	U.S. Nat'l Team	USHL	21	3	12	15	48	-	-	-	-	-
	U.S. Nat'l Team U-18	USHL	35	12	23	35	38	-	-	-	-	-
	United States	WJ18	6	4	8	12	6	-	-	-	-	-
2011-12	Plymouth	OHL	61	25	37	62	61	13	2	8	10	18
	Connecticut	AHL	-	-	-	-	-	8	0	1	1	2
	United States	WJC	6	2	2	4	0	-	-	-	-	-
2012-13	<b>RANGERS</b>	<b>NHL</b>	<b>26</b>	<b>2</b>	<b>2</b>	<b>4</b>	<b>8</b>	-	-	-	-	-
	Connecticut	AHL	42	8	15	23	29	-	-	-	-	-
	United States	WJC	7	2	7	9	2	-	-	-	-	-
2013-14	<b>RANGERS</b>	<b>NHL</b>	<b>30</b>	<b>3</b>	<b>3</b>	<b>6</b>	<b>18</b>	<b>4</b>	<b>0</b>	<b>2</b>	<b>2</b>	<b>2</b>
	Hartford	AHL	41	15	27	42	47	-	-	-	-	-
2014-15	<b>RANGERS</b>	<b>NHL</b>	<b>58</b>	<b>10</b>	<b>13</b>	<b>23</b>	<b>23</b>	<b>19</b>	<b>1</b>	<b>7</b>	<b>8</b>	<b>2</b>
	Hartford	AHL	18	6	9	15	12	-	-	-	-	-
2015-16	<b>RANGERS</b>	<b>NHL</b>	<b>82</b>	<b>22</b>	<b>21</b>	<b>43</b>	<b>46</b>	<b>5</b>	<b>0</b>	<b>3</b>	<b>3</b>	<b>4</b>
2016-17	<b>RANGERS</b>	<b>NHL</b>	<b>82</b>	<b>22</b>	<b>34</b>	<b>56</b>	<b>21</b>	<b>12</b>	<b>0</b>	<b>3</b>	<b>3</b>	<b>21</b>
	North America	W-Cup	1	0	0	0	0	-	-	-	-	-
<b>NHL/NYR TOTALS</b>			<b>278</b>	<b>59</b>	<b>73</b>	<b>132</b>	<b>116</b>	<b>40</b>	<b>1</b>	<b>15</b>	<b>16</b>	<b>29</b>

### STATISTICAL BREAKDOWN

SEASON	PPG	SHG	GWG	+/-	S	S%	TF	F%	H	BS	MIN
2012-13	1	0	0	-7	43	4.7	118	53.4	47	12	13:31
2013-14	0	0	0	-6	46	6.5	51	51.0	44	17	11:27
2014-15	2	0	3	5	92	10.9	205	45.4	89	28	12:41
2015-16	2	0	5	10	135	16.3	157	43.3	174	48	15:02
2016-17	2	3	6	17	132	16.7	357	44.0	101	56	16:21
<b>TOTALS</b>	<b>7</b>	<b>3</b>	<b>14</b>	<b>19</b>	<b>448</b>	<b>13.2</b>	<b>888</b>	<b>45.8</b>	<b>455</b>	<b>161</b>	<b>14:24</b>



## SCORING VS. NHL

TEAM	GP	G	A	PTS
ANA	6	1	6	7
ARI	7	3	2	5
BOS	10	3	4	7
BUF	12	3	6	9
CGY	7	1	4	5
CAR	14	4	1	5
CHI	7	0	4	4
COL	5	2	2	4
CBJ	14	0	6	6
DAL	6	1	1	2
DET	9	1	1	2
EDM	5	1	2	3
FLA	11	2	2	4
LAK	7	1	4	5
MIN	6	2	3	5
MTL	11	2	0	2
NSH	6	3	0	3
NJD	15	4	0	4
NYI	17	3	2	5
NYR	-	-	-	-
OTT	12	0	1	1
PHI	16	4	4	8
PIT	13	2	3	5
SJS	5	2	1	3
STL	5	1	2	3
TBL	10	1	4	5
TOR	10	4	4	8
VAN	6	4	0	4
VGK	-	-	-	-
WSH	18	2	2	4
WPG	8	2	2	4
<b>TOTALS</b>	<b>278</b>	<b>59</b>	<b>73</b>	<b>132</b>

## CAREER HIGHLIGHTS

### CAREER HIGHS (LAST TIME)

<b>GOALS</b>	2 (7x), 3/28/17 at SJS
<b>ASSISTS</b>	3, 2/18/16 at TOR
<b>POINTS</b>	3 (2x), 10/30/16 vs. TBL (1G-2A)
<b>PIM</b>	15, 2/23/16 at NJD
<b>SHOTS</b>	8, 1/19/16 vs. VAN
<b>GOAL STREAK</b>	3, 1/25/16 - 2/4/16 (4)
<b>ASSIST STREAK</b>	4, 1/31/17 - 2/7/17 (7)
<b>POINT STREAK</b>	7 (2x), 1/31/17 - 2/13/17 (2G-9A)

### NHL FIRSTS

<b>GAME</b>	2/5/13 at NJD
<b>GOAL</b>	2/7/13 vs. NYI (Nabokov)
<b>ASSIST</b>	2/21/13 at OTT

### CAREER SHOOTOUTS

GOALS	SHOTS	SHOT%	GDG
1	4	25.0	0

## IT'S MILLER TIME

Miller is the only Ranger who played in all of the team's 82 regular season games in each of the last two seasons.

Entering the 2017-18 season, Miller has skated in 197 consecutive regular season games, dating back to February 7, 2015.





# RICK NASH

RIGHT WING

61

HEIGHT 6'4" WEIGHT 211 SHOOTS LEFT BORN JUN 16, 1984 BIRTHPLACE BRAMPTON, ON

**CAREER HIGHLIGHTS: 2016-17:** Led the Rangers in shots on goal per game (2.9), tied for the team lead in power play goals (six), ranked second in shots on goal (195), ranked third in goals (23), and tied for fifth in game-winning goals (three) ... Ranked second on the Rangers in games with a goal (23) ... Named an alternate captain on Oct. 11 ... Received the John Halligan Good Guy Award, which annually recognizes a player for his cooperation with the media throughout the season ... Tallied a goal/point in six games over a nine-game span from Oct. 17 vs. SJS to Nov. 3 vs. EDM (six goals, three assists) ... Led all skaters with seven shots on goal on Oct. 19 vs. DET ... Posted three multi-point games in a five-game span from Oct. 22 at WSH to Oct. 30 vs. TBL (three goals, three assists) ... Registered a three-game goal/point streak from Oct. 30 vs. TBL to Nov. 3 vs. EDM ... Recorded the game-winning goal with 1:21 remaining in regulation and led all skaters with five shots on goal on Nov. 3 vs. EDM ... Tallied his 400th career NHL goal on Nov. 8 vs. VAN; became the 92nd player in NHL history to register 400 career goals and the first who was selected in the 2002 NHL Entry Draft ... Registered a short-handed goal, which was the game-winning goal, on Dec. 15 at DAL ... Notched two assists and posted a plus-two rating on Jan. 17 vs. DAL ... Registered a goal and tied for the game-high with five shots on goal on Feb. 5 vs. CGY ... Tallied the game-winning goal on Feb. 11 vs. COL ... Posted a three-game point streak from Feb. 16 at NYI to Feb. 21 vs. MTL (one goal, two assists) ... Led all skaters with eight shots on goal and posted a plus-one rating in 17:23 of ice time on Mar. 6 at TBL ... Registered a goal/point in five games over a six-game span from Mar. 21 at NJD to Mar. 31 vs. PIT (five goals) ... Posted a four-game goal/point streak from Mar. 21 at NJD to Mar. 26 at ANA (four goals); tied for the longest goal streak a Ranger posted in 2016-17 ... Tallied his 20th goal of the season on Mar. 22 vs. NYI; is one of two NHL players who have registered 20 or more goals in 12 different seasons since 2003-04 (Ovechkin) ... Registered a goal, tied for the game-high with five shots on goal, and posted a plus-one rating in 19:56 of



ice time on Mar. 31 vs. PIT ... Tied for the NHL lead in shorthanded assists (one) and tied for second in shorthanded points (one) in the playoffs ... Led the Rangers in shots on goal (44), tied for the team lead in game-winning goals (one), takeaways (10), and shorthanded assists, tied for second in shorthanded points, and tied for fourth in goals (three) in the playoffs ... Registered three points (two goals, one assist) in the First Round against MTL; tied for second on the Rangers in goals and points in the series ... Tallied a goal and led the Rangers with six shots on goal in Game 2 at MTL on Apr. 14 ... Registered the game-winning goal and posted a plus-one rating in Game 4 vs. MTL on Apr. 18 ... Notched an assist, led all skaters with eight shots on goal, and posted a plus-one rating in Game 5 at MTL. **2015-16:** Ranked second on the Rangers in shots on goal (183), ranked fourth in points per game (0.60) and takeaways (45), tied for fourth in game-winning goals (four), ranked fifth in power play goals (four) and assists per game (0.35), and ranked sixth in goals (15) ... Tallied 15 points (eight goals, seven assists) and posted a plus-nine rating over a 15-game span from Oct. 19 vs. SJS to Nov. 27 at BOS; recorded a point in nine different games during the stretch ... Registered his 700th career NHL point on Oct. 22 vs. ARI; became the first player who was selected in the 2002 NHL Entry Draft to reach the 700-point plateau ... Recorded an assist on all three of the Rangers' goals and posted a plus-three rating on Oct. 30 vs. TOR ... Posted two consecutive multi-point games on Nov. 10 vs. CAR and Nov. 12 vs. STL (one goal, three assists over the span) ... Registered two points (one goal, one assist) and posted a plus-two rating on Nov. 10 vs. CAR ... Posted a four-game goal/point streak from Nov. 21 at FLA to Nov. 27 at BOS (six goals); registered the game-winning goal in two consecutive games on Nov. 21 at FLA and Nov. 23 vs. NSH ... Recorded his seventh career NHL hat trick, tallied the game-winning goal in overtime, led all skaters with 10 shots on goal, and posted a plus-two rating in 20:17 of ice time on Nov. 21 at FLA ... Notched three points (one goal, two assists) on Dec. 11 at EDM ... Record-



ed two points (one goal, one assist), including the game-winning goal, on Dec. 15 vs. EDM ... Registered his 100th goal as a Ranger and led all skaters with nine shots on goal on Dec. 28 at NSH ... Tallied three assists while skating in his 900th career NHL game on Jan. 5 vs. DAL ... Led the NHL in takeaways from the time he returned to the Rangers' lineup on Mar. 12 until the end of the season (18) ... Tallied a goal and posted a plus-two rating on Mar. 23 vs. BOS ... Led the Rangers in shorthanded goals (one), tied for the team lead in goals (two), points (four), and shorthanded points (one), and tied for third in assists (two) in the playoffs ... Tallied a point in four of the Rangers' five playoff games ... Posted a three-game point streak from Game 1 of the First Round at PIT on Apr. 13 to Game 3 vs. PIT on Apr. 19 (one goal, two assists) ... Recorded his first career NHL playoff shorthanded goal in Game 3 vs. PIT on Apr. 19.

**2014-15:** Established career-highs in goals (42), plus/minus rating (plus-29), and even strength goals (32) ... Led the NHL in even strength goals, ranked second in goals per game (0.53), games with a goal (35), and shots on goal (304), tied for second in shorthanded goals (four) and shorthanded points (five), ranked third in goals, tied for third in game-winning goals (eight), and ranked sixth in plus/minus rating and takeaways (74); was the only player to rank sixth or higher in the NHL in all of those categories ... Led the Rangers in goals, points (69), plus/minus rating, game-winning goals, shorthanded goals, shots on goal, and takeaways, tied for first in shorthanded points, and tied for second in power play goals (six) ... Named Rangers' MVP and was selected as the winner of the Players' Player Award for being the Ranger who best exemplifies what it means to be a team player; became the eighth Ranger to win both awards in the same season ... Became the first Ranger to tally at least 30 even strength goals, five power play goals, and four shorthanded goals in the same season in franchise history ... Recorded a point in 24 of the first 29 games of the season; became the ninth Ranger in franchise history to accomplish the feat (has happened on 10 occasions in franchise history) ... Posted a four-game goal streak over the first four games of the season from Oct. 9 at STL to Oct. 14 vs. NYI; became the first Ranger in franchise history to register a goal in each of the first four games of a season ... Tallied three points (two goals, one assist), including the game-winning goal, in the Rangers' regular season opener on Oct. 9 at STL ... Recorded the game-tying goal in the third period on Oct. 21 at NJD; became the first Ranger to tally a goal in six of the first seven games of a season and became the third Blueshirt to regis-

ter at least eight goals in the first seven games of a season (Bill Cook – 1931-32; Don Murdoch – 1976-77) ... Notched three points (one goal, two assists), including a shorthanded goal, on Nov. 11 vs. PIT ... Recorded an assist while skating in his 800th career NHL game on Nov. 15 at PIT ... Registered a career-high 11-game point streak from Nov. 19 vs. PHI to Dec. 16 at CGY (eight goals, six assists over the span) ... Tallied a goal in four consecutive games from Nov. 19 vs. PHI to Nov. 28 at PHI ... Registered two goals, including his 20th goal of the season, on Dec. 16 at CGY; posted his 11th consecutive 20-goal season ... Tallied his sixth career NHL hat trick – and his first as a Ranger – on Dec. 23 vs. WSH ... Posted his third four-game goal streak of the season from Jan. 31 vs. CAR to Feb. 7 at NSH; became the first Ranger to post three separate four-game goal streaks in one season since Adam Graves in 1993-94 ... Tallied two points, including the game-winning goal, on Mar. 10 at NYI ... Registered his 40th goal of the season on Mar. 28 at BOS; reached the 40-goal plateau for the third time in his career (first time as a Ranger) and became the 19th Ranger in franchise history to register at least 40 goals in one season ... Established playoff career-highs in goals (five), assists (nine), points (14), plus/minus rating (plus-eight), and power play goals (two) ... Tied for the NHL lead in shots on goal (69), ranked fifth in plus/minus rating, tied for seventh in takeaways (15), and tied for eighth in power play goals in the playoffs ... Led the Rangers in shots on goal and takeaways, tied for the team lead in assists and power play goals, ranked second in points and plus/minus rating, tied for third in goals, ranked fifth in hits (40) and tied for fifth in power play points (three) ... Led all skaters in shots on goal (18) and tied for the series lead in assists (three) and points (four) in the First Round against PIT ... Notched two points (one goal, one assist) and posted a plus-one rating in Game 2 vs. PIT on Apr. 18 ... Ranked second on the team in goals (three) and plus/minus rating (plus-five), tied for second in points (seven), and tied for third in assists (four) in the Eastern Conference Final against TBL ... Established a single-game playoff career-high with two goals and posted the first three-point game of his career in the playoffs in Game 4 at TBL on May 22 ... Established single-game playoff career-highs in assists (three), points (four), and plus/minus rating (plus-four) in Game 6 at TBL on May 26; was the first Ranger (along with Brassard and Miller) to register at least four points in a playoff game in which the Rangers faced elimination since Mark Messier (Game 6 of the Eastern Conference Final against NJD in 1994). **2013-**

**14:** Established a career-high in game-winning goals (nine) ... Tied for third in the NHL and led the team in game-winning goals; tied the Rangers franchise-record for game-winning goals in one season ... Tied for the team lead and tied for 10th in the NHL in shorthanded points (four) ... Led the team in goals (26), ranked second in shots on goal (258) and shorthanded goals (two), and tied for fifth in plus/minus rating (plus-10) ... Tallied three points (one goal, two assists), recorded five shots on goal, and posted a plus-three rating on Nov. 30 vs. VAN ... Registered his 600th career NHL point with a goal on Dec. 10 vs. NSH ... Tallied 11 goals in an 11-game stretch for the first time in his career from Jan. 6 vs. CBJ to Jan. 26 at NJD, and registered a five-game goal streak from Jan. 18 at OTT to Jan. 26 at NJD (seven goals in the five contests) ... Led the NHL in shots on goal (83) in the playoffs ... Tied for fifth on the team in assists (seven) and game-winning goals (one), and ranked fourth among forwards on the team in average ice time (17:25) in the playoffs ... Established a playoff career-high with a three-game assist streak and tied a playoff career-high with a three-game point streak from Game 1 of the First Round vs. PHI on Apr. 17 to Game 3 at PHI on Apr. 22 (four assists over the span). **2012-13:** Led the Rangers in goals (21) and shots on goal (176), ranked second on the team in points (42) and plus/minus rating (plus-16), third in assists (21), tied for second in power play assists (six) and power play points (nine), and tied for third in power play goals (three) ... Registered a point in 10 straight appearances from Feb. 10 vs. TBL to Mar. 10 at WSH (seven goals, nine assists over the span), including a five-game goal streak (six goals) and a six-game assist streak (six assists) ... Notched his first goal as a Ranger with a shorthanded tally on Jan. 20 vs. PIT ... Tallied his first point as a Ranger with an assist in 21:41 of ice time while making his Rangers debut on Jan. 19 at BOS ... Led the team in shots on goal (42), ranked third on the team in assists (four) and plus/minus rating (plus-three), and tied for fourth on the team in points (five) in the playoffs. **2011-12:** Established a career-high in games played (82) and tied his career-high in power play assists (13) ... Led the team in goals (30), points (59), power play assists, power play points (19), and shots on goal (306), tied for first in shorthanded goals (two), and ranked second in assists (29) and power play goals (six) ... Ranked fourth in the NHL in shots on goal ... Reached the 30-goal mark for the fifth consecutive season and seventh season overall ... Tallied a power play goal and recorded six shots on goal while skating in his 600th career NHL game on Oct. 22 at OTT. **2010-11:** Led Columbus in goals

(32), assists (34), points (66), game-winning goals (seven), shots on goal (305), and multi-point games (16), ranked second in power play points (14), tied for second in power play goals (six), and tied for fourth in power play assists (eight) ... Skated in his fifth NHL All-Star Game, registering one goal and one assist in the contest. **2009-10:** Led Columbus in goals (33), points (67), power play goals (10), game-winning goals (six), shorthanded points (four), and shots on goal (254), tied for first in shorthanded goals (two) and shorthanded assists (two), tied for second in power play points (22), tied for third in assists (34), and tied for fourth in power play assists (12). **2008-09:** Named the NHL Foundation Player Award winner, presented annually to a player "in recognition of his commitment and service to charities in his community" ... Established career-highs in assists (39), points (79), shorthanded goals (five), shorthanded points (six), and average ice time (21:09), and tied a career-high in power play assists (13) ... Led the team in goals (40), assists, points, power play points (19), shorthanded goals, shorthanded points, and shots on goal (263), ranked second in power play goals and game-winning goals (five), tied for third in plus/minus rating, and ranked fourth on the team – first among forwards – in average ice time ... Skated in his fourth NHL All-Star Game ... Notched an unassisted hat trick on Mar. 7 at DET, becoming the first player in the NHL to accomplish the feat since Maurice Richard on Mar. 14, 1948 at NYR ... Led the team in power play assists (two) and shots on goal (13), and tied for the team lead in assists (two), points (three), and power play points (two) while skating in four playoff contests. **2007-08:** Established a career-high in shots on goal (329) ... Led Columbus in goals (38), points (69), power play goals (10), shorthanded goals (four), shorthanded points (four), game-winning goals (six) and shots on goal, ranked second in assists (31), tied for second in power play points (22), and finished third in power play assists (12) ... Tied for fifth in the NHL in shorthanded goals, ranked sixth in shots on goal, and tied for 11th in goals ... Named the fifth captain in Columbus franchise history on Mar. 12 ... Skated in his third NHL All-Star Game, establishing an All-Star Game record for the fastest goal to begin the game (0:12). **2006-07:** Led Columbus in goals (27), power play goals (nine), game-winning goals (five) and shots on goal (228), tied for first in shorthanded assists (two), ranked second in assists (30), points (57) and shorthanded points (three), and finished third in power play assists (13) and power play points (22) ... Skated in his second NHL All-Star Game, register-



ing two goals and two assists in the contest ... Notched his 100th career goal and added an assist on Dec. 16 vs. CHI. **2005-06:** Led the team in goals (31), tied for first in power play goals (11), ranked second in shots on goal (170), tied for second in points (54), ranked third in game-winning goals (four), finished fourth in power play points (19), and tied for fourth in assists (23). **2003-04:** Captured the Maurice "Rocket" Richard Trophy, along with Ilya Kovalchuk (ATL) and Jarome Iginla (CGY), as the league's top goal scorer, becoming the youngest player in NHL history to win the award ... Became the first teenager to surpass the 40-goal mark since Jimmy Carson in 1987-88 ... Established career-highs in power play goals (19) and power play points (29) ... Led the team in goals (41), points (57), power play goals, power play points and game-winning goals, and ranked third in power play assists (10) ... Skated in his first NHL All-Star Game at 19 years, 237 days old, becoming the youngest participant since Toronto's Wendell Clark (19 years, 102 days) in 1986 and the first teenager to play in the All-Star Game since Quebec's Owen Nolan (19 years, 340 days) and Pittsburgh's Jaromir Jagr (19 years, 337 days) in 1992. **2002-03:** Named to the NHL All-Rookie Team ... Was voted a finalist for the Calder Memorial Trophy as the NHL's Rookie of the Year ... Led NHL rookies in power play points (16), ranked second in power play goals (six), power play assists (10) and shots on goal (154), tied for second in points (39), tied for third in assists (22), and finished fourth in goals (17) ... Notched a goal while making his NHL debut on Oct. 10 vs. CHI, becoming just the eighth No. 1 overall pick to tally a goal in his first NHL game.

**JUNIOR CAREER: 2001-02:** Established OHL career-highs in goals (32), assists (40), points (72), power play goals (15), power play assists (24), power play points (39), shorthanded assists (three), shorthanded points (five), and penalty minutes (88) ... Established OHL play-off career-highs in games played (12), goals (10), assists (nine), points (19), power play goals (six), power play assists (five), and power play points (11) ... Tied for third in the OHL in power play goals, ranked sixth in goals, and tied for ninth in points in the playoffs. **2000-01:** Captured the "Emms Family Award" as OHL Rookie of the Year and was selected to the OHL First All-Rookie Team, as well as the CHL All-Rookie Team ... Led all OHL rookies in power play assists (21), power play points (33), shorthanded goals (four), and shorthanded points (four), ranked second in power play goals (12), third in goals (31), tied for third in points (66), and finished fifth in assists (35) ... Led the

team in shorthanded goals (one), tied for the team lead in power play goals (two), ranked second in points (six), and tied for second in goals (three) in the playoffs.

**EUROPEAN CAREER: 2012-13:** Registered 12 goals and six assists, along with eight penalty minutes and a plus-five rating in 17 games with HC Davos of the Swiss National League A (NLA). **2004-05:** Ranked second in the NLA in goals (26) ... Led HC Davos in goals and penalty minutes (83), ranked second in points (46), and finished fifth in assists (20) ... Captured the Spengler Cup, with HC Davos, registering seven points (four goals, three assists) in five tournament contests ... Recorded 11 points (nine goals, two assists) in 15 playoff games to help HC Davos win the NLA Championship.

**INTERNATIONAL CAREER: 2014:** Captured his second Olympic gold medal while representing Team Canada at the 2014 Winter Olympics in Sochi, Russia. **2011:** Tied for second on Team Canada in assists (three) and fourth in points (five) while skating in seven tournament contests at the 2011 IIHF World Championship. **2010:** Captured a gold medal with Canada at the 2010 Winter Olympic Games in Vancouver. **2008:** Captured a silver medal with Canada at the World Championship in Quebec City/Halifax, Canada. **2007:** Captured a gold medal with Canada at the 2007 IIHF World Championship. **2006:** Tallied one assist in six games at the 2006 Winter Olympic Games in Torino, Italy. **2005:** Captured a silver medal with Canada at the 2005 IIHF World Championship. **2002:** Captured a silver medal with Canada at the 2002 IIHF World Junior Championship.

**BACKGROUND:** His nickname is "Nasher" ... He first started playing hockey at age three ... His first car was a Chevy Blazer ... Lists Mats Sundin as his childhood hockey idol ... Enjoys listening to punk and country music ... Lists Matt Damon as his favorite actor, and Jessica Simpson as his favorite female celebrity ... Is a fan of the TV series Dexter ... Enjoys reading and lists *Of Mice and Men* as his favorite book ... Married - wife, Jessica; son, McLaren; daughter, Ellie.

**CAREER TRANSACTIONS: June 22, 2002** - Selected by Columbus in the first round, first overall, of the 2002 NHL Entry Draft. **July 23, 2012** - Acquired by the Rangers, along with Steven Delisle and a third round pick in the 2013 NHL Entry Draft (Pavel Buchnevich), in exchange for Brandon Dubinsky, Artem Anisimov, Tim Erixon and a first round pick in the 2013 NHL Entry Draft (Kerby Rychel).



# RICK NASH 61 RIGHT WING

## 20/20 VISION

Nash is one of two NHL players who have recorded 20 or more goals in 12 different seasons since 2003-04 (Alex Ovechkin).

## LEADING THE WAY

Nash led the Rangers in goals in each of his first three seasons with the team (2012-13 – 2014-15). He is one of six players in franchise history who have either led the team or tied for the team lead in goals in at least three consecutive seasons; the other five are Bill Cook (1928-29 – 1932-33), Wally Hergesheimer (1951-52 – 1953-54), Tomas Sandstrom (1984-85 – 1986-87), Mike Gartner (1990-91 – 1992-93), and Jaromir Jagr (2005-06 – 2007-08).



## RICK ROLLING

Since he entered the NHL in 2002-03, Nash ranks third in the league in even strength goals (288) and shots on goal (3,394), ranks fourth in goals (416), and is tied for fourth in shorthanded goals (22).

## 40/40 CLUB

Nash established a career-high in goals with 42 during the 2014-15 season. He became the 19th Ranger in franchise history to register at least 40 goals in one season, and his 42 goals were tied for the 11th-most a Rangers player has recorded in one season in franchise history.

## GOALS GALORE

Since he joined the Rangers prior to the 2012-13 season, Nash is tied for 12th in the NHL (min. 100 games played) in goals per game (0.40).

In addition, Nash leads the Rangers in goals since he joined the team (127).

## CAREER STATISTICS

SEASON	TEAM	LEAGUE	REGULAR SEASON					PLAYOFFS				
			GP	G	A	PTS	PIM	GP	G	A	PTS	PIM
1999-00	Toronto	GTHL	34	61	54	115	34	-	-	-	-	-
2000-01	London	OHL	58	31	35	66	56	4	3	3	6	8
	Canada	WJ18	4	5	5	10	2	-	-	-	-	-
2001-02	London	OHL	54	32	40	72	88	12	10	9	19	21
	Canada	WJC	7	1	2	3	2	-	-	-	-	-
2002-03	Blue Jackets	NHL	74	17	22	39	78	-	-	-	-	-
2003-04	Blue Jackets	NHL	80	41	16	57	87	-	-	-	-	-
2004-05	Davos	NLA	44	26	20	46	83	15	9	2	11	26
	Canada	WC	9	9	6	15	8	-	-	-	-	-
2005-06	Blue Jackets	NHL	54	31	23	54	51	-	-	-	-	-
	Canada	Olympics	6	0	1	1	10	-	-	-	-	-
2006-07	Blue Jackets	NHL	75	27	30	57	73	-	-	-	-	-
	Canada	WC	9	6	5	11	4	-	-	-	-	-
2007-08	Blue Jackets	NHL	80	38	31	69	95	-	-	-	-	-
	Canada	WC	9	6	7	13	6	-	-	-	-	-
2008-09	Blue Jackets	NHL	78	40	39	79	52	4	1	2	3	2
2009-10	Blue Jackets	NHL	76	33	34	67	58	-	-	-	-	-
	Canada	Olympics	7	2	3	5	0	-	-	-	-	-
2010-11	Blue Jackets	NHL	75	32	34	66	34	-	-	-	-	-
	Canada	WC	7	2	3	5	2	-	-	-	-	-
2011-12	Blue Jackets	NHL	82	30	29	59	40	-	-	-	-	-
2012-13	RANGERS	NHL	44	21	21	42	26	12	1	4	5	0
	Davos	NLA	17	12	6	18	8	-	-	-	-	-
2013-14	RANGERS	NHL	65	26	13	39	36	25	3	7	10	8
	Canada	Olympics	6	0	1	1	2	-	-	-	-	-
2014-15	RANGERS	NHL	79	42	27	69	36	19	5	9	14	4
2015-16	RANGERS	NHL	60	15	21	36	30	5	2	2	4	4
2016-17	RANGERS	NHL	67	23	15	38	26	12	3	2	5	4
NHL TOTALS			989	416	355	771	722	77	15	26	41	22
NYR TOTALS			315	127	97	224	154	73	14	24	38	20

## STATISTICAL BREAKDOWN

SEASON	PPG	SHG	GWG	+/-	S	S%	TF	F%	H	BS	MIN
2002-03	6	0	2	-27	154	11.0	14	35.7	31	2	13:56
2003-04	19	0	7	-35	269	15.2	21	28.6	-	-	17:37
2005-06	11	0	4	5	170	18.2	38	50.0	43	7	18:15
2006-07	9	1	5	-8	228	11.8	143	42.6	71	26	19:11
2007-08	10	4	6	2	329	11.6	44	31.8	67	30	20:29
2008-09	6	5	5	11	263	15.2	18	27.8	71	29	21:09
2009-10	10	2	6	-2	254	13.0	22	50.0	121	25	20:56
2010-11	6	0	7	2	305	10.5	24	29.2	91	19	18:55
2011-12	6	2	2	-19	306	9.8	19	31.6	104	21	19:05
2012-13	3	1	3	16	176	11.9	12	41.7	46	25	19:58
2013-14	4	2	9	10	258	10.1	2	100.0	11	29	17:01
2014-15	6	4	8	29	304	13.8	4	50.0	45	33	17:27
2015-16	4	0	4	8	183	8.2	1	0.0	69	24	16:56
2016-17	6	1	3	9	195	11.8	1	0.0	63	35	16:27
TOTALS	106	22	71	1	3,394	12.3	363	39.4	833	305	18:25

## CAREER STATISTICS

### CAREER HIGHLIGHTS

CAREER HIGHS (LAST TIME)	
<b>GOALS</b>	3 (7x), 11/21/15 at FLA
<b>ASSISTS</b>	4, 3/26/09 vs. CGY
<b>POINTS</b>	4 (4x), 3/19/11 at MIN (2G-2A)
<b>PIM</b>	9 (3x), 3/21/14 at CBJ
<b>SHOTS</b>	12, 2/28/13 vs. TBL
<b>GOAL STREAK</b>	6, 12/30/05 – 1/11/06 (7)
<b>ASSIST STREAK</b>	5 (4x), 3/25/12 – 3/31/12 (6)
<b>POINT STREAK</b>	11, 11/19/14 – 12/16/14 (8G-6A)

### SCORING VS. NHL

TEAM	GP	G	A	PTS
ANA	40	20	17	37
ARI	40	19	17	36
BOS	24	8	8	16
BUF	21	13	6	19
CGY	41	12	15	27
CAR	27	9	8	17
CHI	60	25	27	52
COL	38	14	15	29
CBJ	14	4	1	5
DAL	40	21	14	35
DET	65	27	23	50
EDM	42	17	18	35
FLA	23	10	8	18
LAK	40	16	17	33
MIN	38	15	16	31
MTL	19	7	4	11
NSH	59	26	16	42
NJD	21	9	2	11
NYI	29	11	10	21
NYR	9	8	1	9
OTT	18	9	2	11
PHI	25	9	9	18
PIT	28	14	9	23
SJS	41	20	8	28
STL	55	24	23	47
TBL	25	10	9	19
TOR	22	6	13	19
VAN	43	17	21	38
VGK	-	-	-	-
WSH	25	13	12	25
WPG	17	3	6	9
<b>TOTALS</b>	<b>989</b>	<b>416</b>	<b>355</b>	<b>771</b>

### ALL-STAR GAME SCORING

SEASON	TEAM	G	A
2003-04	Western Conference	0	0
2006-07	Western Conference	2	2
2007-08	Western Conference	3	0
2008-09	Western Conference	1	2
2010-11	Team Staal	1	1
2014-15	Team Toews	2	0

### NHL FIRSTS

<b>GAME</b>	10/10/02 vs. CHI
<b>GOAL</b>	10/10/02 vs. CHI (Thibault)
<b>ASSIST</b>	10/25/02 vs. SJS

### NHL AWARDS

NHL All-Rookie Team, 2002-03

Maurice "Rocket" Richard Trophy, 2003-04

NHL Foundation Player Award, 2008-09

### CAREER SHOOTOUTS


GOALS	SHOTS	SHOT%	G/DG
31	85	36.5	13

### CAREER HAT TRICKS (7)

DATE	OPPONENT	GOALTENDER
4/7/06	at DET	Legace
12/31/07	EDM	Roloson
1/27/09	DET	Osgood
3/7/09	at DET	Osgood (2), Conklin (1)
11/20/10	at SJS	Niittymäki (2), empty net (1)
12/23/14	WSH	Holtby
11/21/15	at FLA	Luongo

### CAREER PENALTY SHOTS (11)

DATE	OPPONENT	GOALTENDER (RESULT)
2/6/06	at VAN	Auld (Save)
12/31/06	CHI	Khabibulin (Save)
10/19/07	at BUF	Miller (Save)
11/26/07	at EDM	Roloson (Save)
2/8/08	at SJS	Nabokov (Save)
1/2/09	at COL	Budaj (Goal)
4/8/09	at CHI	Khabibulin (Save)
10/25/09	at LAK	Quick (Save)
3/25/12	EDM	Dubnyk (Goal)
11/21/13	at DAL	Lehtonen (Save)
10/10/15	CBJ	Bobrovsky (Save)



# ONDREJ PAVELEC

## GOALTENDER

31

HEIGHT **6'3"** WEIGHT **212** CATCHES **LEFT** BORN **AUG 31, 1987** BIRTHPLACE **KLADNO, CZECH REPUBLIC**

**CAREER HIGHLIGHTS: 2016-17:** Appeared in eight games with Winnipeg ... Stopped 30 of 33 shots he faced and earned a win while making his NHL season debut on Jan. 18 vs. ARI ... Made 34 saves and earned his 150th career NHL win on Jan. 21 vs. STL; became the first goaltender in Thrashers/Jets history to register at least 150 career wins with the franchise ... Made a season-high, 39 saves and earned a win on Feb. 2 at DAL. **2015-16:** Led Winnipeg goaltenders in appearances (33) and tied for the team lead in wins (13) ... Registered a .904 SV%; posted a .900 SV% or better for the seventh consecutive season ... Made a season-high, 40 saves on Oct. 12 at NYI ... Earned at least one point in each of his final seven appearances of the season from Mar. 22 vs. VAN to Apr. 9 at LAK (5-0-2 record, 2.37 GAA, .917 SV%, 1 SO) ... Stopped all 28 shots he faced to earn a win and shutout on Mar. 22 vs. VAN. **2014-15:** Established career-bests in GAA (2.28), SV% (.920), and shutouts (five) ... Tied for eighth in the NHL in shutouts and tied for 12th in the NHL in GAA ... Earned at least one point in seven consecutive appearances/starts from Oct. 26 vs. COL to Nov. 8 at OTT (5-0-2 record, 1.35 GAA, .952 SV%, 1 SO over the span); allowed one goal or fewer in five of the seven contests ... Stopped all 38 shots he faced in regulation and overtime, and stopped three of four shooters he faced in the shootout to earn a win and shutout on Nov. 1 at NYR ... Registered a win in six consecutive starts that he made from Mar. 14 at TBL to Mar. 26 vs. MTL (1.15 GAA, .964 SV%, 1 SO during the stretch) ... Selected as the NHL's First Star of the Week for the week ending on Mar. 22 ... Posted a shutout in each of the final three games of the season from Apr. 6 at MIN to Apr. 9 at COL (83 saves over the span); posted a career-high, 187:05 shutout streak from the 17:55 mark of the third period on Apr. 4 vs. VAN through the end of the game on Apr. 9 at COL ... Selected as the NHL's Second Star of the Week for the week ending on Apr. 12 ... Appeared in four playoff games with Winnipeg ... Made his NHL playoff debut in Game 1 of the First Round at ANA on Apr. 16. **2013-14:** Established career-highs in assists (three) and



points (three); tied for third among NHL goaltenders in assists and tied for fourth among NHL goaltenders in points ... Made at least 30 saves in 20 appearances, including 40 or more saves in three appearances; earned a win and allowed two goals or fewer in all three games in which he made at least 40 saves ... Made 35 saves and earned a win on Oct. 26 at DAL; registered his 95th career win with the Thrashers/Jets franchise, passing Kari Lehtonen to become the franchise's all-time wins leader ... Posted a four-game winning streak from Nov. 8 vs. NSH to Nov. 15 vs. PHI (1.88 GAA, .947 SV%, 1 SO over the span) ... Stopped all 41 shots he faced to earn a win and a shutout on Nov. 8 vs. NSH ... Made 25 saves to earn his 100th career NHL win on Nov. 25 at NJD. **2012-13:** Led the NHL in appearances (44), tied for the NHL lead in games started (43), ranked second in saves (1,132) and shots against (1,251), and ranked third in minutes played (2,552:43) ... Made at least 30 saves in 12 contests, including a single-game season-high, 38 saves in three games ... Posted a seven-game point streak from Apr. 6 vs. PHI to Apr. 22 at BUF (6-0-1 record, 2.09 GAA, .925 SV%), including a five-game winning streak from Apr. 6 vs. PHI to Apr. 18 vs. CAR (1.96 GAA and a .930 SV% over the span). **2011-12:** Established career-bests in appearances (68), games started (67), wins (29), minutes played (3,932:26), saves (1,845), and shots against (2,036) ... Ranked fifth in the NHL in saves and shots against, tied for fifth in appearances, tied for seventh in games started, and ranked eighth in minutes played ... Made at least 30 saves in 28 contests and in three of his four shutouts ... Tied a single-game career-high with 50 saves on Feb. 21 vs. PHI. **2010-11:** Led Atlanta goaltenders in several categories, including appearances (58), wins (21), GAA (2.73), SV% (.914), and shutouts (four) ... Posted a career-high, six-game winning streak from Nov. 19 vs. WSH to Nov. 30 at COL (0.83 GAA, .973 SV% - 183 saves on 188 shots - and 2 SO over the span); allowed one goal or fewer in five of the six contests ... Selected as the NHL's First Star of the Week for the week ending on Nov. 28; posted a 3-0-0 record, along



with a 0.67 GAA, a .980 SV% (97 saves on 99 shots), and 1 SO in three appearances during the week ... Stopped 45 of 46 shots he faced and earned a win on Dec. 4 at WSH ... Made a season-high, 47 saves and earned a win on Jan. 2 at MTL. **2009-10:** Established a single-game career-high with 50 saves and earned a win on Oct. 31 at OTT ... Earned at least one point in five consecutive appearances he made from Nov. 13 vs. LAK to Nov. 27 at CAR (3-0-2 record, 2.15 GAA, .944 SV%, and 2 SO over the span) ... Stopped all 38 shots he faced to earn a win and record his first career NHL shutout on Nov. 13 vs. LAK ... Stopped all 40 shots he faced and earned a shutout on Nov. 25 at DET. **2008-09:** Made 43 saves on Nov. 30 vs. STL ... Stopped 28 of 29 shots he faced and earned a win on Dec. 16 at OTT. **2007-08:** Made five saves while making his NHL debut on Oct. 20 at TBL ... Made 30 saves and earned his first career NHL win while making his first career NHL start on Nov. 3 at TBL.

**AHL CAREER: 2016-17:** Posted an 8-7-2 record, along with a 2.78 GAA and a .917 SV% in 18 appearances with Manitoba ... Established an AHL career-high in SV% ... Made at least 30 saves in 10 of 18 appearances ... Made a season-high, 43 saves and earned a win in his final AHL appearance of the season on Jan. 15 vs. Chicago. **2010-11:** Appeared in one game with Chicago. **2008-09:** Established AHL career-bests in GAA (2.58) and shutouts (three) ... Named the AHL Goaltender of the Month for October; allowed two goals or fewer in eight of nine appearances during the month ... Selected as the AHL Player of the Week for the week ending on Feb. 22. **2007-08:** Established AHL career-highs in appearances (52) and wins (33) ... Ranked second in the AHL in wins and ranked seventh in the AHL in appearances; led AHL rookie goaltenders in both categories ... Made 21 saves to earn his first career AHL win while making his AHL debut on Oct. 6 at Houston ... Earned a win in seven consecutive appearances from Dec. 13 vs. Rochester to Jan. 2 vs. Milwaukee ... Allowed two goals or fewer in 12 consecutive appearances from Feb. 2 vs. Rockford to Mar. 2 vs. Providence ... Named the AHL Goaltender of the Month for February ... Stopped all 31 shots he faced to earn his first career AHL shutout on Feb. 8 at Iowa ... Posted a 16-8 record, along with a 2.34 GAA, a .921 SV%, and 2 SO in 24 playoff appearances to help Chicago win the Calder Cup ... Led the AHL in wins and tied for the AHL lead in shutouts in the playoffs.

**JUNIOR CAREER: 2006-07:** Established a QMJHL career-best in wins (28) ... Led the QM-

JHL in GAA (2.52), ranked fifth in SV% (.908), and tied for fifth in wins; received the Jacques Plante Trophy for posting the best GAA in the QMJHL for the second consecutive season ... Named to the QMJHL First All-Star Team for the second consecutive season ... Selected as the QMJHL Defensive Player of the Week on four occasions, and was named the QMJHL Defensive Player of the Month in January; was also named the Canadian Hockey League (CHL) Goaltender of the Week for the week ending on Jan. 30 ... Established QMJHL playoff career-bests in appearances (16), wins (11), and shutouts (two) ... Led the QMJHL in GAA (2.29), SV% (.920), and shutouts, and tied for second in the league in wins in the playoffs. **2005-06:** Established QMJHL career-bests in appearances (47), GAA (2.51), SV% (.929), and shutouts (three) ... Was named the QMJHL Rookie of the Year, as well as the QMJHL Defensive Rookie of the Year, and was selected to the QMJHL First All-Star Team ... Named to the QMJHL All-Rookie Team, as well as the CHL All-Rookie Team ... Led the QMJHL in GAA and SV%, and tied for sixth in wins and shutouts ... Named the QMJHL Defensive Player of the Week on two occasions ... Established QMJHL playoff career-bests in GAA (2.25) and SV% (.926).

**EUROPEAN CAREER: 2012-13:** Appeared in six games with Pelicans in Liiga in Finland, posting a 1-4-0 record, along with a 2.68 GAA, a .912 SV%, and 1 SO ... Made 14 appearances with Bili Tygri Liberec in Czech Extraliga. **2004-05:** Posted a 24-11-4 record, along with a 2.30 GAA, a .930 SV%, and seven shutouts in 39 appearances with HC Kladno's junior team in the Czech Extraliga junior league ... Led the league in shutouts ... Posted a 6-4 record, along with a 2.45 GAA and a .920 SV% in 10 playoff contests ... Appeared in one game with UHK Lev Slany. **2003-04:** Posted a 2.22 GAA and a .922 SV% in 38 games with HC Kladno's U18 team ... Appeared in two playoff contests. **2002-03:** Appeared in seven regular season games with HC Kladno's U18 team, registering a 4-3-0 record, along with a 2.21 GAA and a .911 SV% ... Appeared in two playoff contests while helping Kladno's U18 team win the league championship.

**INTERNATIONAL CAREER: 2016:** Represented the Czech Republic at the 2016 World Cup of Hockey. **2015:** Posted a 5-3-0 record, along with a 1.97 GAA, a .912 SV%, and 1 SO in nine appearances while representing the Czech Republic at the 2015 IIHF World Championship ... Was named one of the Top Three Players on his Team during the tournament. **2014:** Posted a



2-2-0 record in four games while representing the Czech Republic at the 2014 Winter Olympics ... Made 18 saves and earned a win in his Olympic debut on Feb. 14 against Latvia. **2013:** Posted a 2-2-0 record, along with a 1.42 GAA and a .938 SV% in five appearances while representing the Czech Republic at the 2013 IIHF World Championship ... Was named one of the Top Three Players on his Team during the tournament. **2012-13:** Posted a 2-1-0 record, along with a 2.03 GAA, a .938 SV%, and 1 SO in three appearances while representing the Czech Republic during the 2012-13 Euro Hockey Tour. **2011:** Posted a 6-1-0 record, along with a 1.88 GAA, a .939 SV%, and 2 SO in eight appearances while helping the Czech Republic earn a bronze medal at the 2011 IIHF World Championship ... Was named one of the Top Three Players on his Team during the tournament. **2010-11:** Posted a 2.02 GAA and a .926 SV% in two appearances while representing the Czech Republic during the 2010-11 Euro Hockey Tour. **2010:** Represented the Czech Republic at the 2010 Winter Olympics ... Appeared in one game and helped the Czech Republic win a gold medal at the 2010 IIHF World Championship. **2009-10:** Registered a 1.44 GAA and a .947

SV% in two appearances while representing the Czech Republic during the 2009-10 Euro Hockey Tour. **2007:** Appeared in five games while representing the Czech Republic at the 2007 IIHF World Junior Championship. **2005:** Posted a 4-3-0 record, along with a 2.05 GAA, a .932 SV%, and 1 SO in seven appearances while representing the Czech Republic at the 2005 IIHF World U18 Championship ... Named the Best Goaltender of the Tournament and selected to the Tournament All-Star Team.

**BACKGROUND:** His greatest passion besides hockey is golf ... Would be trying to play soccer as a career if he was not playing hockey ... Lists Two and a Half Men as his favorite all-time TV show, and says that Charlie Sheen is the actor that would play him in a movie ... His favorite restaurants in New York City are Tao and Catch ... Lists Superman as his favorite superhero ... The talent he would most like to have is the ability to sing and play the guitar ... Single.

**CAREER TRANSACTIONS:** **July 30, 2005** – Selected by Atlanta in the second round, 41st overall, of the 2005 NHL Entry Draft. **July 1, 2017** – Signed by the Rangers as a free agent.

# CAREER STATISTICS

## REGULAR SEASON

SEASON	TEAM	LEAGUE	GP	W	L	T	OT	SO	GA	SA	GAA	SV%	MIN	A	PIM
2002-03	HC Kladno UI8	Czech-UI8	7	4	3	0	-	0	15	169	2.21	.912	407	0	0
2003-04	HC Kladno UI8	Czech-UI8	38	-	-	-	-	3	77	-	2.22	.922	2,079	0	0
2004-05	HC Kladno U20	Czech-U20	39	24	11	4	-	7	85	1,211	2.30	.930	2,218	1	0
	HK Slany	Czech3	1	0	1	0	-	0	4	-	4.00	-	60	0	0
	Czech Republic	WJ18	7	4	3	0	-	1	13	191	2.05	.932	381	0	0
2005-06	Cape Breton	QMJHL	47	27	18	0	-	3	108	1,515	2.51	.929	2,578	0	0
2006-07	Cape Breton	QMJHL	43	28	11	0	-	1	98	1,064	2.52	.908	2,335	0	0
	Czech Republic	WJC	5	2	3	0	-	0	15	136	3.28	.890	275	0	0
2007-08	Thrashers	NHL	7	3	3	-	0	0	18	190	3.11	.905	347	0	2
	Chicago	AHL	52	33	16	-	3	2	140	1,568	2.77	.911	3,033	0	0
2008-09	Thrashers	NHL	12	3	7	-	0	0	36	301	3.60	.880	599	0	0
	Chicago	AHL	40	18	20	-	2	3	104	1,205	2.68	.914	2,417	0	0
2009-10	Thrashers	NHL	42	14	18	-	7	2	127	1,353	3.29	.906	2,317	1	0
	Czech Republic	Olympics	-	-	-	-	-	-	-	-	-	-	-	-	-
	Czech Republic	WC	1	0	1	0	-	0	3	15	3.05	.800	59	0	0
2010-11	Thrashers	NHL	58	21	23	-	9	4	147	1,705	2.73	.914	3,225	0	4
	Chicago	AHL	1	0	1	-	0	0	3	22	3.10	.864	58	0	0
	Czech Republic	WC	8	7	1	0	-	2	15	247	1.88	.939	479	0	0
2011-12	Jets	NHL	68	29	28	-	9	4	191	2,036	2.91	.906	3,932	2	0
2012-13	Jets	NHL	44	21	20	-	3	0	119	1,251	2.80	.905	2,553	0	2
	Pelicans	Liiga	6	1	4	-	0	1	16	181	2.68	.912	359	0	0
	Bili Tygri Liberec	Czech	14	4	10	-	0	0	45	433	3.50	.896	772	0	0
	Czech Republic	WC	5	3	2	0	-	0	7	112	1.42	.938	297	0	0
2013-14	Jets	NHL	57	22	26	-	7	1	163	1,644	3.01	.901	3,248	3	0
	Czech Republic	Olympics	4	2	2	0	-	0	10	90	2.87	.889	209	0	0
2014-15	Jets	NHL	50	22	16	-	8	5	108	1,353	2.28	.920	2,838	0	2
	Czech Republic	WC	9	5	3	0	-	1	17	193	1.97	.912	517	0	0
2015-16	Jets	NHL	33	13	13	-	4	1	88	918	2.78	.904	1,899	0	0
2016-17	Jets	NHL	8	4	4	-	0	0	26	233	3.55	.888	440	0	0
	Manitoba	AHL	18	8	7	-	2	0	49	587	2.78	.917	1,059	0	0
	Czech Republic	W-Cup	-	-	-	-	-	-	-	-	-	-	-	-	-
NHL TOTALS			379	152	158	-	47	17	1,023	10,984	2.87	.907	21,399	6	10

## PLAYOFFS

SEASON	TEAM	LEAGUE	GP	W	L	SO	GA	SA	GAA	SV%	MIN
2002-03	HC Kladno UI8	Czech-UI8	2	1	1	0	3	38	2.77	.921	65
2003-04	HC Kladno UI8	Czech-UI8	2	0	2	0	7	23	6.27	.696	67
2004-05	HC Kladno U20	Czech-U20	10	6	4	1	24	300	2.45	.920	587
2005-06	Cape Breton	QMJHL	9	4	5	0	19	258	2.25	.926	507
2006-07	Cape Breton	QMJHL	16	11	5	2	37	460	2.29	.920	970
2007-08	Chicago	AHL	24	16	8	2	56	705	2.34	.921	1,438
2014-15	Jets	NHL	4	0	4	0	15	137	3.73	.891	241
NHL TOTALS			4	0	4	0	15	137	3.73	.891	241

# RECORD VS. NHL

TEAM	GP	W	L	OT	GA	GAA	SV%	SO
ANA	6	1	2	3	21	3.47	.899	0
ARI	11	7	2	1	24	2.19	.927	1
BOS	17	6	7	2	44	2.95	.912	0
BUF	13	8	3	2	27	2.17	.928	0
CGY	7	2	4	0	19	3.09	.870	0
CAR	19	8	8	2	59	3.26	.895	0
CHI	8	0	5	3	34	4.49	.861	0
COL	11	6	2	3	23	2.04	.926	1
CBJ	6	1	5	0	17	2.87	.898	0
DAL	10	5	5	0	35	3.68	.897	0
DET	5	3	2	0	14	2.95	.917	1
EDM	8	5	3	0	23	2.86	.898	0
FLA	19	11	6	1	50	2.72	.908	1
LAK	8	4	3	0	16	2.29	.934	1
MIN	11	4	4	1	22	2.61	.916	1
MTL	17	6	9	1	45	2.74	.908	2
NSH	14	4	7	1	33	2.47	.917	1
NJD	15	6	3	4	29	2.06	.922	0
NYI	14	4	7	3	41	2.97	.906	1
NYR	13	6	5	1	28	2.26	.926	2
OTT	16	5	9	0	44	3.17	.905	0
PHI	16	7	5	3	47	3.10	.906	0
PIT	16	2	13	1	63	4.20	.870	0
SJS	8	3	4	0	20	2.66	.914	0
STL	13	6	6	1	31	2.46	.925	1
TBL	24	8	7	8	68	3.06	.897	0
TOR	16	10	4	2	48	3.11	.890	0
VAN	9	4	3	2	22	2.44	.924	1
VGK	-	-	-	-	-	-	-	-
WSH	29	10	15	2	76	2.89	.907	3
WPG	0	0	0	0	0	-	-	0
<b>TOTALS</b>	<b>379</b>	<b>152</b>	<b>158</b>	<b>47</b>	<b>1,023</b>	<b>2.87</b>	<b>.907</b>	<b>17</b>

## CAREER HIGHLIGHTS

### CAREER HIGHS (LAST TIME)

<b>SHOTS FACED</b>	55, 2/21/12 vs. PHI
<b>WIN STREAK</b>	6 (2x), 3/14/15 - 3/26/15
<b>SHUTOUT STREAK</b>	187:05, 4/4/15 - 4/9/15
<b>POINT STREAK</b>	7 (3x), 3/22/16 - 4/9/16 (5-0-2)

### NHL FIRSTS

<b>GAME</b>	10/20/07 at TBL (2-6, ND)
<b>WIN</b>	11/3/07 at TBL
<b>SHUTOUT</b>	11/13/09 vs. LAK

## 40 OR MORE SAVE GAMES (17; 12-4-1)

DATE	OPPONENT	RESULT	SAVES
11/30/08	STL	2-4	43
10/31/09	at OTT	3-1	50
11/25/09	at DET	2-0	40
12/17/09	DAL	6-5	42
3/21/10	at PHI	3-1	44
4/9/10	at WSH	2-5	42
11/28/10	BOS	4-1	40
12/4/10	at WSH	3-1	45
12/30/10	BOS	3-2	42
1/2/11	at MTL	4-3	47
2/21/12	PHI	4-5 (OT)	50
3/8/12	at VAN	2-3	42
11/8/13	NSH	5-0	41
11/12/13	at DET	3-2	41
1/21/14	at ANA	3-2	40
1/15/15	at DAL	2-1	46
10/12/15	at NYI	2-4	40

## CAREER SHUTOUTS (17)

DATE	OPPONENT	SCORE	SAVES
11/13/09	LAK	7-0	38
11/25/09	at DET	2-0	40
11/19/10	WSH	5-0	29
11/26/10	MTL	3-0	25
1/26/11	WSH	1-0	36
4/7/11	at NYR	3-0	29
11/3/11	at NYI	3-0	34
12/1/11	PHX	1-0	33
12/22/11	MTL	4-0	27
3/1/12	FLA	7-0	33
11/8/13	NSH	5-0	41
11/1/14	at NYR	1-0 (SO)	38
3/21/15	WSH	3-0	28
4/6/15	at MIN	2-0	32
4/7/15	at STL	1-0	30
4/9/15	at COL	0-1 (SO)	21
3/22/16	VAN	2-0	28

## CAREER SHOOTOUTS

W	L	SA	GA	SV%
21	25	161	58	.640

## CAREER PENALTY SHOTS (11)

DATE	OPPONENT	PLAYER (RESULT)
1/16/10	at CAR	Eric Staal (Save)
12/13/10	at OTT	Jason Spezza (Goal)
2/11/11	NYR	Marian Gaborik (Save)
4/2/11	at BOS	Michael Ryder (Goal)
1/10/12	at BOS	Shawn Thornton (Goal)
1/14/12	NJD	Patrik Elias (Save)
3/5/13	at FLA	Jonathan Huberdeau (Goal)
3/14/13	NYR	Marian Gaborik (Save)
1/11/14	CBJ	Boone Jenner (Goal)
10/12/15	at NYI	John Tavares (Save)
1/24/17	SJS	Melker Karlsson (Goal)



# MATT PUEMPEL

LEFT WING

12

HEIGHT 6'1" WEIGHT 205 SHOOTS LEFT BORN JAN 24, 1993 BIRTHPLACE WINDSOR, ON

**CAREER HIGHLIGHTS: 2016-17:** Ranked third on the Rangers in G/60 (1.31) and tied for sixth in G/GP (0.22) ... Tallied his first goal/point as a Ranger, recorded two shots on goal, and posted a plus-one rating in 12:32 of ice time on Nov. 25 at PHI ... Tallied a goal, was credited with five hits, and recorded three shots on goal on Dec. 20 at PIT ... Notched an assist on the GWG on Dec. 27 vs. OTT ... Registered his first career NHL hat trick, established a single-game career-high with three points, tallied three power play goals, recorded the game-winning goal, and led all skaters with five shots on goal on Dec. 29 at ARI; became the first Ranger to tally three power play goals in one game since Mike Gartner on Jan. 31, 1994 vs. PIT ... Tallied a goal and posted a plus-one rating on Jan. 23 vs. LAK ... Tallied the primary assist on the game-winning goal and posted a plus-one rating on Mar. 2 at BOS ... Skated in 13 games with Ottawa prior to being claimed off waivers by the Rangers on Nov. 21. **2015-16:** Tallied his first career NHL game-winning goal and tied a single-game career-high with a plus-two rating on Oct. 30 at DET ... Registered a goal and posted a plus-one rating on Apr. 9 at BOS. **2014-15:** Posted a plus/minus rating or better in 12 of 13 games, including a plus-one rating or better in six contests ... Made his NHL debut on Feb. 21 vs. FLA ... Registered his first career NHL goal/point on Mar. 10 vs. BOS ... Established a single-game career-high with a plus-two rating on Mar. 12 at MTL ... Tallied a goal and posted a plus-one rating on Mar. 13 at NYI ... Recorded his first career NHL assist and posted a plus-one rating on Mar. 21 vs. TOR.



**AHL CAREER: 2015-16:** Registered 30 points (17 goals, 13 assists) in 34 games with Binghamton ... Led the team in goals per game (0.50) and points per game (0.88) ... Registered three points (one goal, two assists) and posted a plus-three rating on Oct. 24 vs. Toronto ... Tallied two goals on Dec. 5 vs. St. John's ... Notched three assists on Dec. 26 vs. Hartford. **2014-15:** Established an AHL career-high in assists (20) ... Tallied three points (two goals, one assist) on Nov. 8 vs. Wilkes-Barre/Scranton ...

Registered three points (one goal, two assists) on Dec. 6 vs. Adirondack ... Notched two assists on Dec. 19 vs. Springfield. **2013-14:** Established AHL career-highs in games played (74), goals (30), and points (48) ... Tied for third in the AHL in power play goals (15) and tied for sixth in the AHL in goals; led AHL rookies in power play goals, tied for third among AHL rookies in goals, and tied for eighth among AHL rookies in points ... Tallied his first career AHL assist on Oct. 12 at Norfolk ... Posted a three-game goal/point streak from Jan. 17 vs. Bridgeport to Jan. 24 vs. Albany ... Registered an eight-game point streak from Mar. 16 at Rochester to Apr. 4 at Rochester (four goals, six assists) ... Skated in one playoff game. **2012-13:** Posted a plus-one rating in two games with Binghamton ... Led the team in goals (two) and ranked third in points (two) in the playoffs ... Made his AHL playoff debut on Apr. 27 vs. Wilkes-Barre/Scranton ... Registered his first career AHL playoff goal/point on Apr. 28 vs. Wilkes-Barre/Scranton. **2011-12:** Made his AHL debut on Mar. 25 at Adirondack ... Tallied his first career AHL goal/point, recorded four shots on goal, and posted a plus-one rating on Apr. 14 vs. Norfolk.

**JUNIOR CAREER: 2012-13:** Established OHL career-highs in goals (35) and plus/minus rating (plus-five); tallied at least 30 goals for the third time in his OHL career ... Tied for sixth in the OHL in power play goals (15) and tied for 14th in goals ... Led Kitchener in goals and power play goals, and ranked third in points (47) ... Posted 13 multi-point games, including four three-point games ... Registered two hat tricks – one on Nov. 24 at Erie and one on Mar. 15 at Saginaw ... Established OHL playoff career-highs in games played (10), goals (three), assists (four), and points (seven) ... Tied for second on the team in goals and tied for third in assists and points in the playoffs ... Represented Team OHL at the Canada-Russia Series, tallying one assist in two games. **2011-12:** Registered 33 points (17 goals, 16 assists) in 30 games with Peterborough ... Ranked second on the team in points per game (1.10) ... Tallied three points in back-to-back games on



Oct. 13 vs. Owen Sound and Oct. 14 at Guelph (three goals, three assists in the two games) ... Posted a 10-game point streak from Oct. 29 at Belleville to Nov. 25 at Plymouth (nine goals, six assists over the span). **2010-11:** Established OHL career-highs in goals (34), assists (35), and points (69) ... Participated in the CHL Top Prospects Game ... Led Peterborough in points and power play goals (15), tied for the team lead in goals, and tied for second on the team in assists ... Registered a hat trick in his season debut on Sept. 23 vs. Oshawa ... Posted four consecutive multi-point games from Dec. 29 at Belleville to Oct. 6 vs. Ottawa (five goals, four assists). **2009-10:** Was named the OHL Rookie of the Year, as well as the CHL Rookie of the Year for being the best rookie in the OHL, QMJHL, or WHL ... Named to the CHL All-Rookie Team and the OHL All-Rookie Team ... Led OHL rookies in goals (33) and points (64), and ranked third among OHL rookies in assists (31) ... Led Peterborough in goals, tied for the team lead in power play goals (11), ranked second in points, and ranked fourth in assists ... Made his OHL debut on Sept. 17 vs. Brampton ... Tallied his first career OHL goal/point on Sept. 25 at Oshawa ... Notched his first career OHL assist on Oct. 3 at Sudbury ... Registered his first career OHL hat trick on Jan. 16 vs. Kingston ... Posted a seven-game assist/point streak over the final seven games of the season (seven goals, 10 assists over the span) ... Established a single-game OHL career-high with six points (three goals, three assists) on the final day of

the season on Mar. 13 vs. Oshawa ... Tallied two points (one goal, one assist) in four playoff games ... Recorded his first career OHL playoff goal/point while making his OHL playoff debut on Mar. 19 at Mississauga.

**MINOR CAREER: 2008-09:** Recorded 144 points (88 goals, 56 assists) in 76 games with the Sun County Panthers in Midget AAA Hockey.

**INTERNATIONAL CAREER: 2010:** Registered seven points (three goals, four assists) in five games to help Canada win a gold medal at the 2010 Ivan Hlinka Memorial Tournament ... Led Canada in assists and tied for the team lead in points in the tournament ... Recorded five points (two goals, three assists) in six games to help Canada-Ontario earn a silver medal at the 2010 World U17 Hockey Challenge.

**BACKGROUND:** Nickname is "Pumps" ... His greatest passions besides hockey are golf and traveling, and one item on his bucket list is to travel to Europe ... He used to collect hockey pucks from every rink he played at as a kid ... His favorite player as a kid was Jarome Iginla ... Single.

**CAREER TRANSACTIONS: June 24, 2011** – Selected by Ottawa in the first round, 24th overall, of the 2011 NHL Entry Draft. **November 21, 2016** – Claimed off waivers by the Rangers.



# CAREER STATISTICS

			REGULAR SEASON					PLAYOFFS				
SEASON	TEAM	LEAGUE	GP	G	A	PTS	PIM	GP	G	A	PTS	PIM
2008-09	Sun County Panthers	MINOR-ON	76	88	56	144	-	-	-	-	-	-
2009-10	Peterborough	OHL	59	33	31	64	43	4	1	1	2	6
	Canada-Ontario U17	WHC-17	6	2	3	5	0	-	-	-	-	-
2010-11	Peterborough	OHL	55	34	35	69	49	-	-	-	-	-
	Canada U18	Hlinka	5	3	4	7	2	-	-	-	-	-
2011-12	Peterborough	OHL	30	17	16	33	31	-	-	-	-	-
	Binghamton	AHL	9	1	0	1	2	-	-	-	-	-
2012-13	Kitchener	OHL	51	35	12	47	43	10	3	4	7	10
	Binghamton	AHL	2	0	0	0	0	3	2	0	2	0
2013-14	Binghamton	AHL	74	30	18	48	94	1	0	0	0	0
2014-15	Senators	NHL	13	2	1	3	8	-	-	-	-	-
	Binghamton	AHL	51	12	20	32	31	-	-	-	-	-
2015-16	Senators	NHL	26	2	1	3	9	-	-	-	-	-
	Binghamton	AHL	34	17	13	30	15	-	-	-	-	-
2016-17	Senators	NHL	13	0	0	0	7	-	-	-	-	-
	RANGERS	NHL	27	6	3	9	4	-	-	-	-	-
NHL TOTALS			79	10	5	15	28	-	-	-	-	-
NYR TOTALS			27	6	3	9	4	-	-	-	-	-

## STATISTICAL BREAKDOWN

SEASON	PPG	SHG	GWG	+/-	S	S%	TF	F%	H	BS	MIN
2014-15	0	0	0	6	14	14.3	1	0.0	9	1	8:01
2015-16	0	0	1	-3	26	7.7	2	50.0	18	10	11:20
2016-17	3	0	1	-11	44	13.6	1	0.0	28	12	9:38
TOTALS	3	0	2	-8	84	11.9	4	25.0	55	23	9:56

## SCORING VS. NHL

TEAM	GP	G	A	PTS
ANA	2	0	0	0
ARI	1	3	0	3
BOS	4	2	1	3
BUF	6	0	0	0
CGY	4	0	0	0
CAR	6	0	0	0
CHI	0	0	0	0
COL	1	0	0	0
CBJ	2	0	0	0
DAL	0	0	0	0
DET	4	1	0	1
EDM	1	0	0	0
FLA	4	0	0	0
LAK	2	1	0	1
MIN	3	0	0	0
MTL	4	0	0	0
NSH	3	0	0	0
NJD	1	0	0	0
NYI	5	1	1	2
NYR	2	0	0	0
OTT	3	0	1	1
PHI	6	1	0	1
PIT	3	1	0	1
SJS	2	0	1	1
STL	1	0	0	0
TBL	0	0	0	0
TOR	1	0	1	1
VAN	3	0	0	0
VGK	-	-	-	-
WSH	3	0	0	0
WPG	2	0	0	0
TOTALS	79	10	5	15

## CAREER HIGHLIGHTS

CAREER HIGHS (LAST TIME)	
GOALS	3, 12/29/16 at ARI
ASSISTS	1 (5x), 3/28/17 at SJS
POINTS	3, 12/29/16 at ARI (3G)
PIM	5 (2x), 11/1/16 vs. CAR
SHOTS	5, 12/29/16 at ARI
GOAL STREAK	N/A
ASSIST STREAK	N/A
POINT STREAK	2, 12/27/16 - 12/29/16 (3G-1A)

## NHL FIRSTS

GAME	2/21/15 vs. FLA
GOAL	3/10/15 vs. BOS (Rask)
ASSIST	3/21/15 vs. TOR

## CAREER SHOOTOUTS

GOALS	SHOTS	SHOT%	GDG
0	1	0.0	0

## CAREER HAT TRICKS (1)

DATE	OPPONENT	GOALTENDER
12/29/16	at ARI	Smith



# KEVIN SHATTENKIRK

## DEFENSEMAN

22

HEIGHT 6'0" WEIGHT 200 SHOOTS RIGHT BORN JAN 29, 1989 BIRTHPLACE NEW ROCHELLE, NY

**CAREER HIGHLIGHTS: 2016-17:** Established career-highs in assists (43), points (56), power play goals (eight), and power play points (27) ... Split the season between St. Louis and Washington ... Was one of four defensemen who registered at least 10 goals and 40 assists (along with Brent Burns, Victor Hedman, and Erik Karlsson) ... Ranked fourth among NHL defensemen in points, tied for fifth among NHL defensemen in assists, tied for sixth among NHL defensemen in primary assists (21), and tied for ninth among NHL defensemen in goals (13) ... Tied for eighth in the NHL in power play points ... Tied for second among NHL defensemen in power play goals and power play points, and tied for fifth among NHL defensemen in power play assists (19) ... Tallied at least 30 assists and 40 points in a season for the sixth time in his NHL career; became the 14th defenseman in NHL history to record 30 or more assists and 40 or more points in at least six of his first seven seasons in the league ... Registered three points (one goal, two assists), all on the power play, in the season opener on Oct. 12 at CHI; tied single-game career-highs with two power play assists and three power play points ... Tied single-game career-highs with three assists and a plus-four rating on Nov. 6 vs. COL ... Tied single-game career-highs with two goals and four points (two goals, two assists) on Dec. 1 vs. TBL; registered his 200th career NHL assist in the contest ... Posted the third multi-goal game of his career on Jan. 21 at WPG ... Posted a four-game assist/point streak from Feb. 6 at PHI to Feb. 11 at MTL (four assists) ... Tied a single-game career-high with three assists on Feb. 16 vs. VAN ... Registered 14 points (two goals, 12 assists) in 19 regular season games with Washington after being acquired on Feb. 27 ... Notched six points (one goal, five assists) in 13 playoff contests ... Tied for third among NHL defensemen in power play assists (three) and ranked fourth among NHL defensemen in power play points (four) in the playoffs ... Tied for second on Washington in power play assists and power play points, and tied for fifth in assists in the playoffs ... Led Washington defensemen in assists, points, power play assists, and power play points dur-



ing the playoffs ... Registered his first career NHL playoff overtime goal, as well as his first career NHL playoff game-winning goal, in Game 3 of the Second Round at PIT on May 1. **2015-16:** Established a career-high in goals (14) ... Tied for ninth in the NHL in power play assists (20) and tied for 11th in the NHL in power play points (26) ... Tied for fourth among NHL defensemen in power play points, tied for fifth among NHL defensemen in power play assists, tied for eighth in power play goals (six), and tied for 11th among NHL defensemen in goals ... Recorded at least 30 assists and 40 points in a season for the fifth time in his NHL career ... Led St. Louis in power play assists and power play points, ranked third in average ice time (22:25), ranked fourth in power play goals, tied for fourth in assists, ranked fifth in points, and ranked sixth in goals ... Posted a seven-game point streak from Nov. 14 vs. CHI to Nov. 28 vs. CBJ (two goals, eight assists) ... Registered a six-game assist/point streak from Dec. 8 vs. ARI to Dec. 17 vs. NSH (one goal, seven assists) ... Recorded the game-winning goal in overtime on Feb. 16 vs. DAL ... Tallied two goals in a game for the first time in his NHL career on Mar. 12 at DAL ... Skated in his 400th career NHL game on Mar. 16 at EDM ... Established playoff career-highs in games played (20), goals (two), assists (nine), and points (11) while helping St. Louis advance to the Western Conference Final ... Tied for second in the NHL in power play assists (six) in the playoffs ... Tied for first among NHL defensemen in power play assists, ranked third in power play points (six), ranked fifth in assists, and ranked sixth in points in the playoffs ... Led St. Louis in power play assists and tied for the team lead in power play points in the playoffs. **2014-15:** Established career-highs in average ice time (22:33), power play assists (21), assists per game (0.64), and points per game (0.79) ... Tied for 10th in the NHL in power play assists ... Led NHL defensemen in assists per game, tied for second among NHL defensemen in points per game, tied for fourth in power play points (25), tied for fifth in power play assists, and ranked 12th in plus/minus rating (plus-19) ... Led St. Louis in power play as-



sists and power play points, ranked third in plus/minus rating and average ice time, and tied for third in assists (36); led St. Louis defensemen in goals (eight), and ranked second among Blues defensemen in assists and points (44) ... Participated in the NHL All-Star Game for the first time in his NHL career; registered two points (one goal, one assist) while playing with Team Foligno on Jan. 25 ... Tied a single-game career-high with three assists on Oct. 11 vs. CGY ... Registered three points (one goal, two assists) on Dec. 6 at NYI ... Established a single-game career-high with four points (one goal, three assists) and tied a single-game career-high with three assists on Jan. 3 at SJS ... Registered eight assists in six playoff games ... Led the NHL in assists and tied for the NHL lead in points during the First Round of the Stanley Cup Playoffs ... Posted three multi-assist/point games in six playoff contests ... Established a single-game playoff career-high with three assists and tied a single-game playoff career-high with three points in Game 4 of the First Round at MIN on Apr. 22. **2013-14:** Established career-highs in game-winning goals (five) and shots on goal (188), and tied a career-high in games played (81) ... Tied for ninth in the NHL in power play assists (19) and tied for 10th in the NHL in power play points (26) ... Tied for third among NHL defensemen in game-winning goals, tied for fourth among NHL defensemen in power play points, tied for fifth among NHL defensemen in power play assists, and tied for sixth among NHL defensemen in power play goals (seven) ... Led St. Louis in power play assists and power play points, tied for second in power play goals and game-winning goals, ranked third in average ice time (20:34), ranked third in assists (35), and ranked sixth in points (45) ... Led Blues defensemen in goals (10) and game-winning goals; registered at least 10 goals in a season for the first time in his NHL career ... Posted an eight-game point streak from Oct. 25 vs. VAN to Nov. 9 vs. PIT (one goal, eight assists), including a career-high, seven-game assist streak from Oct. 25 vs. VAN to Nov. 7 vs. CGY ... Registered a six-game point streak from Dec. 17 vs. SJS to Dec. 29 at DAL (three goals, three assists) ... Led St. Louis in assists (four) and points (five) in the playoffs ... Established a single-game playoff career-high with three points (one goal, two assists) in Game 2 of the First Round vs. CHI on Apr. 19. **2012-13:** Ranked second on St. Louis in power play assists (seven), tied for third in power play points (nine), ranked third in average ice time (21:18), tied for fourth in assists (18), and tied for fifth in power play goals (two) ... Led Blues defensemen in power play assists and power play points, tied for first in

goals (five) and power play goals, and ranked second in assists and points (23) ... Skated in all 48 games ... Registered 13 points (one goal, 12 assists) over the first 12 games of the season from Jan. 19 vs. DET to Feb. 11 vs. LAK; posted four multi-point games over the span ... Tied for second on St. Louis in assists (two) and tied for fourth on the team in points (two) in the playoffs. **2011-12:** Established career-highs in games played (81) and plus/minus rating (plus-20) ... Tied for eighth among NHL defensemen in power play goals (five) and tied for 11th among NHL defensemen in plus/minus rating ... Ranked second on St. Louis in power play points (18) and average ice time (21:36), tied for second in power play assists (13) and plus/minus rating, ranked third in assists (34), ranked fourth in points (43), and tied for fourth in power play goals ... Tallied three points (one goal, two assists) and posted a plus-three rating on Feb. 29 at EDM ... Established a single-game career-high with three assists on Mar. 25 at PHX ... Recorded two points (one goal, one assist) in nine playoff contests ... Tallied his first career NHL playoff assist/point while making his NHL playoff debut in Game 1 of the Western Conference Quarterfinals vs. SJS on Apr. 12 ... Notched his first career NHL playoff goal in Game 4 of the Western Conference Semifinals at LAK on May 6. **2010-11:** Split the season between Colorado and St. Louis ... Led NHL rookies in assists (34), tied for second among NHL rookies in power play assists (12), ranked fourth among NHL rookies in power play points (15), and tied for sixth among NHL rookies in points (43); led NHL rookie defensemen in assists and points ... Made his NHL debut on Nov. 4 vs. VAN ... Notched his first career NHL assist/point on Nov. 12 at CBJ ... Posted a career-high, nine-game point streak from Nov. 17 vs. SJS to Dec. 4 at TBL (four goals, nine assists) ... Registered his first career NHL goal on Nov. 17 vs. SJS ... Tallied three points (one goal, two assists) on Nov. 27 vs. MIN ... Recorded 17 points (two goals, 15 assists) in 26 games with the Blues ... Recorded an assist in his first game with St. Louis on Feb. 19 vs. ANA ... Recorded a six-game point streak from Mar. 22 at PHX to Apr. 1 vs. CGY (one goal, seven assists over the span).

**AHL CAREER: 2010-11:** Skated in 10 games with Lake Erie. **2009-10:** Recorded two assists in three games with Lake Erie ... Registered his first career AHL assist/point while making his AHL debut on Apr. 7 vs. Abbotsford.

**COLLEGE CAREER: 2009-10:** Established collegiate career-highs in assists (22) and points (29), and tied his collegiate career-high in

goals (seven) ... Served as Boston University's captain in his junior year ... Ranked second on Boston University in assists and ranked fifth in points; led team defensemen in assists. **2008-09:** Established collegiate career-highs in games played (43), goals (seven), and plus/minus rating (plus-28) ... Named to the NCAA East Second All-American Team, and was selected as a Hockey East Second Team All-Star and a New England All-Star ... Helped Boston University win the NCAA National Championship and the Hockey East Championship ... Ranked second in the NCAA – and led all NCAA defensemen – in plus/minus rating ... Notched an assist on the game-winning goal in the National Championship Game on Apr. 11 against Miami. **2007-08:** Tallied 21 points (four goals, 17 assists) in 40 games during his freshman year ... Named to the Hockey East All-Rookie Team ... Was one of three players who skated in all of Boston University's 40 games ... Ranked fifth on Boston University – and led team defensemen – in assists.

**USDP CAREER: 2006-07:** Registered 40 points (13 goals, 27 assists) in 57 games with the U.S. National U-18 Team ... Served as the team's captain ... Tallied 13 points (five goals, eight assists) in 14 contests with the U.S. National U-18 Team in the North American Hockey League (NAHL). **2005-06:** Recorded 23 points (10 goals, 13 assists) in 41 games with the U.S. National Team ... Registered eight points (four goals, four assists) in 13 games in USDP competition with the U.S. National U-17 Team ... Tallied 15 points (six goals, nine assists) in 28 games in NAHL competition with the U.S. National U-18 Team ... Notched 10 points (three goals, seven assists) in 12 playoff games; led the team in points in the playoffs.

**HIGH SCHOOL CAREER: 2004-05:** Registered 28 points (10 goals, 18 assists) in 22 games at Brunswick School in Greenwich, Connecticut ... Named to the All-New England Division II First Team as a sophomore. **2003-04:** Tallied 15 points (four goals, 11 assists) in 26 games at Brunswick School.

**EUROPEAN CAREER: 2012-13:** Registered six points (two goals, four assists) and posted a plus-eight rating in 12 games with TPS Turku in Liiga in Finland.

**INTERNATIONAL CAREER: 2014:** Tallied three assists and posted a plus-three rating in six games while representing the United States at the 2014 Winter Olympics in Sochi, Russia ... Tied for first among team defensemen in assists and points in the tournament ... Tallied

an assist and posted a plus-one rating while making his Olympic debut on Feb. 13 against Slovakia. **2011:** Tallied three points (one goal, two assists) in seven games while representing the United States at the 2011 IIHF World Championship ... Tied for first among team defensemen in points in the tournament. **2009:** Recorded nine points (one goal, eight assists) and posted a plus-five rating in six games while representing the United States at the 2009 IIHF World Junior Championship ... Selected as one of the Top Three Players on his Team in the tournament ... Led all defensemen in the tournament in assists and tied for first among all defensemen in the tournament in points. **2007:** Recorded five points (one goal, four assists) in seven games while helping the United States earn a silver medal at the 2007 IIHF World U18 Championship ... Named the Best Defenseman of the tournament and was selected to the Tournament All-Star Team ... Served as the captain for the United States in the tournament. **2006:** Recorded five points (three goals, two assists) in six games while helping the United States earn a silver medal at the 2006 World U17 Hockey Challenge.

**BACKGROUND:** Nickname is "Shatty" ... Grew up a Rangers fan, and his favorite player was Brian Leetch ... Was coached by former Rangers defenseman and current Rangers analyst Dave Maloney as an amateur player in New Rochelle ... The first jersey he ever bought was a John Vanbiesbrouck Rangers jersey ... Lists playing golf as his favorite activity besides playing hockey, and shooting a hole-in-one is on his bucket list ... Collects sports memorabilia and sports bobbleheads ... If he was not playing hockey, he would be working in finance in New York City ... His favorite movie is *The Goonies* ... Enjoys eating Italian food, and his favorite meal is veal milanese ... His favorite books are the Harry Potter series ... Coldplay is currently the most played artist on his iPod ... Engaged - fiancée, Deanna.

**CAREER TRANSACTIONS: June 22, 2007 -** Selected by Colorado in the first round, 14th overall, of the 2007 NHL Entry Draft. **February 19, 2011 -** Acquired by St. Louis, along with Chris Stewart and a second round pick in the 2011 NHL Entry Draft (Ty Rattie), in exchange for Erik Johnson, Jay McClement, and a first round pick in the 2011 NHL Entry Draft (Duncan Siemens). **February 27, 2017 -** Acquired by Washington, along with Phoenix Copley, in exchange for Zach Sanford, Brad Malone, and a first round pick in the 2017 NHL Entry Draft (later traded). **July 1, 2017 -** Signed by the Rangers as a free agent.

CAREER STATISTICS

			REGULAR SEASON					PLAYOFFS				
SEASON	TEAM	LEAGUE	GP	G	A	PTS	PIM	GP	G	A	PTS	PIM
2003-04	Brunswick	USHS	26	4	11	15	-	-	-	-	-	-
2004-05	Brunswick	USHS	22	10	18	28	-	-	-	-	-	-
2005-06	U.S. Nat'l UI7 Team	USDP	13	4	4	8	4	-	-	-	-	-
	U.S. Nat'l UI8 Team	NAHL	28	6	9	15	17	12	3	7	10	10
	United States	WHC-UI7	6	3	2	5	2	-	-	-	-	-
2006-07	U.S. Nat'l UI8 Team	USDP	43	8	19	27	36	-	-	-	-	-
	U.S. Nat'l UI8 Team	NAHL	14	5	8	13	26	-	-	-	-	-
	United States	WJ18	7	1	4	5	2	-	-	-	-	-
2007-08	Boston University	NCAA	40	4	17	21	38	-	-	-	-	-
2008-09	Boston University	NCAA	43	7	21	28	40	-	-	-	-	-
	United States	WJC	6	1	8	9	4	-	-	-	-	-
	Boston University	NCAA	38	7	22	29	38	-	-	-	-	-
2010-11	Lake Erie	AHL	3	0	2	2	0	-	-	-	-	-
	Avalanche	NHL	46	7	19	26	20	-	-	-	-	-
	Blues	NHL	26	2	15	17	16	-	-	-	-	-
	Lake Erie	AHL	10	0	0	0	10	-	-	-	-	-
	United States	WC	7	1	2	3	6	-	-	-	-	-
2011-12	Blues	NHL	81	9	34	43	60	9	1	1	2	6
2012-13	Blues	NHL	48	5	18	23	20	6	0	2	2	6
	TPS	Liiga	12	2	4	6	22	-	-	-	-	-
2013-14	Blues	NHL	81	10	35	45	38	6	1	4	5	2
	United States	Olympics	6	0	3	3	0	-	-	-	-	-
2014-15	Blues	NHL	56	8	36	44	52	6	0	8	8	2
2015-16	Blues	NHL	72	14	30	44	51	20	2	9	11	19
2016-17	Blues	NHL	61	11	31	42	37	-	-	-	-	-
	Capitals	NHL	19	2	12	14	10	13	1	5	6	6
NHL TOTALS			490	68	230	298	304	60	5	29	34	41

STATISTICAL BREAKDOWN

SEASON	PPG	SHG	GWG	+/-	S	S%	TF	F%	H	BS	MIN
2010-11	3	0	2	-4	108	8.3	0	0.0	66	96	19:50
2011-12	5	0	2	20	178	5.1	4	25.0	72	103	21:36
2012-13	2	0	0	2	84	5.9	0	0.0	55	59	21:18
2013-14	7	0	5	1	188	5.3	0	0.0	72	101	20:34
2014-15	4	0	1	19	135	5.9	0	0.0	42	86	22:33
2015-16	6	0	1	-14	180	7.8	0	0.0	82	113	22:25
2016-17	8	0	2	-7	161	8.1	0	0.0	88	95	19:56
TOTALS	35	0	13	17	1034	6.6	4	25.0	477	653	21:06



## CAREER STATISTICS

### SCORING VS. NHL

TEAM	GP	G	A	PTS
ANA	18	1	8	9
ARI	21	3	12	15
BOS	10	3	3	6
BUF	9	1	5	6
CGY	24	4	14	18
CAR	10	0	2	2
CHI	34	1	14	15
COL	25	5	14	19
CBJ	24	4	13	17
DAL	27	4	21	25
DET	22	3	12	15
EDM	20	4	6	10
FLA	9	0	2	2
LAK	20	2	6	8
MIN	28	4	13	17
MTL	9	0	3	3
NSH	33	2	11	13
NJD	10	0	3	3
NYI	9	3	8	11
NYR	12	2	3	5
OTT	10	2	7	9
PHI	8	2	4	6
PIT	9	2	2	4
SJS	21	5	12	17
STL	2	1	0	1
TBL	9	3	5	8
TOR	9	2	4	6
VAN	21	1	12	13
VGK	-	-	-	-
WSH	11	1	4	5
WPG	16	3	7	10
<b>TOTALS</b>	<b>490</b>	<b>68</b>	<b>230</b>	<b>298</b>

### CAREER HIGHLIGHTS

#### CAREER HIGHS (LAST TIME)

<b>GOALS</b>	2 (3x), 1/21/17 at WPG
<b>ASSISTS</b>	3 (5x), 2/16/17 vs. VAN
<b>POINTS</b>	4 (2x), 12/11/16 vs. TBL (2G-2A)
<b>PIM</b>	15, 11/29/14 at MIN
<b>SHOTS</b>	8 (4x), 3/12/16 at DAL
<b>GOAL STREAK</b>	2 (8x), 10/25/16 - 10/27/16 (2)
<b>ASSIST STREAK</b>	7, 10/25/13 - 11/7/13 (8)
<b>POINT STREAK</b>	9, 11/17/10 - 12/4/10 (4G-9A)

### NHL FIRSTS

<b>GAME</b>	11/4/10 vs. VAN
<b>GOAL</b>	11/17/10 vs. SJS (Niittymäki)
<b>ASSIST</b>	11/12/10 at CBJ

### CAREER SHOOTOUTS

GOALS	SHOTS	SHOT%	GDD
8	24	33.3	7


### ALL-STAR GAME SCORING

SEASON	TEAM	G	A
2014-15	Team Foligno	1	1

## ON POINT

Since the start of the 2011-12 season, Kevin Shattenkirk ranks second among NHL defensemen in power play points (131), and he ranks third among NHL defensemen in power play goals (32) and power play assists (99). Shattenkirk is the only NHL defenseman who ranks third or higher in all three categories over the span.





# BRADY SKJEI

## DEFENSEMAN

76

HEIGHT **6'3"** WEIGHT **211** SHOOTS **LEFT** BORN **MAR 26, 1994** BIRTHPLACE **LAKEVILLE, MN**

**CAREER HIGHLIGHTS: 2016-17:** Named to the NHL's All-Rookie Team; became the third defenseman in Rangers history to be named to the NHL's All-Rookie Team (Brian Leetch - 1988-89; Michael Del Zotto - 2009-10) ... Tied for fourth among NHL defensemen in even strength assists (27); only trailed Keith, Karlsson, and Burns, and was tied with Hedman ... Tied for eighth among NHL defensemen in even strength points (32) ... Became the first Rangers defenseman to tally at least 39 points in his rookie season since Leetch in 1988-89 ... Led NHL rookies in even strength assists ... Recorded his first career NHL regular season assist/point and posted a plus-one rating in the Rangers' season opener on Oct. 13 vs. NYI ... Posted a career-high six-game assist/point streak from Oct. 30 vs. TBL to Nov. 8 vs. VAN (seven assists over the span); became the first Rangers rookie defenseman to register a six-game assist/point streak since Leetch from Feb. 17, 1989 - Mar. 1, 1989 ... Led NHL rookies in assists in November (nine); led Rangers defensemen in assists during the month ... Posted his first career NHL multi-assist/point game by registering two assists on Nov. 3 vs. EDM ... Registered his first career NHL goal and posted a plus-two rating in 19:10 of ice time on Dec. 11 vs. NJD ... Notched an assist and established a single-game career-high with a plus-three rating on Jan. 4 at PHI ... Registered 12 points (one goal, 11 assists) and a plus-13 rating over a 16-game span from Jan. 19 at TOR to Feb. 25 at NJD; was the only NHL player who recorded at least 12 points and a plus-13 rating over the span ... Recorded two points (one goal, one assist) and tied a single-game career-high with a plus-three rating on Jan. 19 at TOR ... Registered an assist and led all skaters with a season-high, six shots on goal on Jan. 31 vs. CBJ ... Tallied two assists, including an assist on the game-winning goal, on Feb. 7 vs. ANA ... Notched an assist and posted a plus-two rating in 18:37 of ice time on Feb. 11 vs. COL; became the first Rangers defenseman to record at least 20 even strength assists in his rookie season since Leetch in 1988-89 ... Recorded a goal, which was his 30th point of the season, in 20:46 of ice time on Feb. 28 vs.

WSH ... Tallied his 30th assist of the season on Mar. 21 at NJD; became the fourth Rangers defenseman to register at least 30 assists in his rookie season in franchise history (Leetch - 1988-89; Ruotsalainen - 1981-82; Greschner - 1974-75) ... Recorded a goal and tied for the team-high with four shots on goal in 20:58 of ice time while playing on his birthday on Mar. 26 at ANA ... Established single-game career-highs with three assists and three points, recorded two power play assists, and led all skaters with five hits on Mar. 28 at SJS; became the first Rangers rookie defenseman to tally three assists in a game since Johnsson on Mar. 19, 2000 ... Tied for the team-high with four hits and skated in a single-game career-high, 25:09 of ice time on Mar. 31 vs. PIT ... Notched an assist on the game-winning goal while skating in a game-high, 22:21 of ice time on Apr. 2 vs. PHI; recorded his 27th even strength assist of the season, becoming the first NHL defenseman to tally at least 27 even strength assists in his rookie season since Larry Murphy in 1980-81 ... Established playoff career-highs in games played (12), goals (four), points (five), and plus/minus rating (plus-six) ... Ranked second among NHL rookies in plus/minus rating, tied for second in goals, and tied for fifth in points in the playoffs ... Tied for third among NHL defensemen in goals and tied for ninth among NHL defensemen in plus/minus rating in the playoffs ... Tied the franchise record for goals by a rookie defenseman in one playoff year (Reijo Ruotsalainen - 1982) ... Led the Rangers in even strength goals (four), tied for the team lead in goals, ranked second in plus/minus rating, tied for second in even strength points (five), and tied for sixth in hits (32) in the playoffs; became the first Rangers defenseman to either lead the team or tie for the team lead in goals in a playoff year since Leetch in 1995 ... Led Rangers defensemen in goals and ranked second among team defensemen in points in the playoffs ... Posted a plus/minus rating of even or better in 11 of 12 playoff contests, including a plus-one rating or better in seven games ... Registered his first career NHL playoff goal, tied for the game-high with six hits, and recorded three





shots on goal in 20:29 of ice time in Game 3 of the First Round vs. MTL on Apr. 16 ... Tallied a goal and posted a plus-one rating in Game 5 at MTL on Apr. 20; became the first Rangers defenseman to register at least two playoff goals in his rookie year since Leetch in 1989 ... Posted the first multi-goal game of his NHL career by registering two goals, recorded four shots on goal, and posted a plus-one rating in Game 2 of the Second Round at OTT on Apr. 29; became the first Rangers defenseman to tally at least two goals in a playoff game since Leetch recorded a hat trick in Game 2 of the Eastern Conference Semifinals against PHI in 1995 (May 22, 1995), as well as the first Rangers rookie defenseman to tally at least two goals in a playoff game since Leetch in Game 4 of the Patrick Division Semifinals against PIT in 1989 (Apr. 9, 1989). **2015-16:** Tied for the game-high with three takeaways, recorded two blocked shots, and registered one shot on goal in 14:54 of ice time while making his NHL/Rangers debut on Dec. 15 vs. EDM; became the first player in franchise history to wear jersey No. 76 in a regular season game ... Recorded two hits, registered two blocked shots, and posted a plus-one rating on Dec. 17 at MIN ... Registered two hits and recorded one shot on goal while skating in a team-high 22:17 of ice time on Feb. 23 at NJD ... Recorded one shot on goal in 17:38 of ice time on Mar. 8 at BUF ... Was credited with two blocked shots and posted a plus-two rating in 22:04 of ice time on Apr. 9 vs. DET ... Tied for first among NHL rookie defensemen in plus/minus rating (plus-one), tied for second in assists (two), and tied for third in points (two) in the playoffs ... Tied for the team lead in plus/minus rating, tied for third on the Rangers in assists, and tied for fourth in points in the playoffs ... Tied for first among Rangers defensemen in assists and points ... Registered five hits in 17:08 of ice time while making his NHL playoff debut in Game 1 of the First Round at PIT on Apr. 13; became the first Rangers rookie defenseman to play in a playoff game since Stu Bickel in 2012, as well as the first Rangers rookie defenseman 22 years old or younger to play in a playoff game since Ryan McDonagh in 2011 ... Tallied his first career NHL playoff assist/point in Game 2 at PIT on Apr. 16 ... Recorded an assist in Game 5 at PIT on Apr. 23; became the first Rangers rookie defenseman to tally at least two assists/points in one playoff year since Marc Staal in 2008.

**AHL CAREER: 2015-16:** Ranked third on the Wolf Pack in assists (24) and ranked fifth in points (28) when he was recalled by the Rangers on Apr. 5 ... Ranked second among Hartford defensemen in assists and points at the time

of his recall on Apr. 5 ... Tallied his first career AHL regular season assist/point on Oct. 14 vs. Providence ... Recorded a point in six games over a nine-game span from Nov. 11 at Portland to Dec. 4 vs. Hershey (two goals, four assists) ... Registered his first career AHL regular season goal on Nov. 21 vs. Lehigh Valley ... Established single-game AHL career-highs with three assists and three points on Dec. 12 vs. Bridgeport ... Notched two assists and posted a plus-one rating on Jan. 10 vs. Albany ... Posted a career-high three-game point streak from Jan. 18 at Providence to Jan. 24 vs. Portland (one goal, two assists) ... Recorded the game-winning goal in overtime on Jan. 18 at Providence ... Tied a single-game AHL career-high with three points (one goal, two assists) and established a single-game AHL career-high with a plus-three rating on Apr. 1 vs. Hershey. **2014-15:** Skated in eight games with Hartford, posting a plus-two rating and recording five shots on goal ... Made his AHL debut on Apr. 3 vs. Syracuse ... Registered three points (one goal, two assists) in 15 playoff contests ... Made his AHL playoff debut on Apr. 22 vs. Providence ... Recorded his first career AHL playoff goal/point on Apr. 26 at Providence ... Notched his first career AHL playoff assist and posted a plus-two rating on May 15 vs. Hershey.

**COLLEGE CAREER: 2014-15:** Established a collegiate career-high in assists (nine) while helping the University of Minnesota capture the Big Ten Championship ... Tied for third among team defensemen in assists ... Minnesota posted an 8-1-0 record when he tallied a point ... Registered a collegiate career-high three-game point streak from Oct. 12 vs. RPI to Oct. 25 vs. Bemidji State ... Tied single-game collegiate career-highs with two assists and two points on Jan. 30 at Wisconsin ... Skated in his 100th career collegiate game on Feb. 21 at Penn State. **2013-14:** Established collegiate career-highs in games played (40), goals (six), points (14), and plus/minus rating (plus-15) ... Tied for sixth on the team - and tied for third among team defensemen - in plus/minus rating ... Tied for second among team defensemen in goals and ranked third among team defensemen in points ... Minnesota posted an 8-1-3 record when he tallied a point ... Recorded seven points (three goals, four assists) in the final nine games of the season ... Tallied a goal in two consecutive games for the first time in his collegiate career on Mar. 14 at Michigan and Mar. 15 at Michigan ... Established a single-game collegiate career-high with two goals and tied a collegiate career-high with two points on Mar. 15 at Michigan ... Tallied an assist on the game-winning goal on Apr. 10 vs. North

Dakota to help Minnesota advance to the National Championship Game. **2012-13:** Recorded three points (one goal, two assists) and posted a plus-II rating in 36 games as a freshman with the University of Minnesota ... Led team freshmen in plus/minus rating ... Made his collegiate debut on Oct. 12 vs. Michigan State ... Registered his first career collegiate goal, assist, and point as part of a two-point effort on Oct. 13 vs. Michigan State.

**USHL CAREER: 2011-12:** Recorded 23 points (four goals, 19 assists) in 60 games with the U.S. National U18 Team ... Tallied 12 points (three goals, nine assists) and posted a plus-five rating in 24 games in USHL competition.

**2010-11:** Registered 19 points (five goals, 14 assists) in 53 games with the U.S. National U17 Team ... Recorded six points (one goal, five assists) in USHL competition ... Skated in two playoff games in USHL competition.

**HIGH SCHOOL CAREER: 2009-10:** Registered 29 points (11 goals, 18 assists) in 30 games with Lakeville North High School in Minnesota ... Tallied six points (four goals, two assists) in five playoff games.

**INTERNATIONAL CAREER: 2017:** Tallied one assist and posted a plus-three rating in three games while representing the United States at

the 2017 IIHF World Championship. **2016:** Registered one goal in 10 games while representing the United States at the 2016 IIHF World Championship ... Ranked fourth among United States defensemen in average ice time (17:56) in the tournament. **2014:** Tallied one assist and posted a plus-five rating in five games while representing the United States at the 2014 IIHF World Junior Championship ... Ranked second on Team USA in plus/minus rating in the tournament. **2012:** Registered one assist and posted a plus-10 rating in six contests to help Team USA capture a gold medal at the 2012 IIHF World U18 Championship ... Led all skaters in the tournament in plus/minus rating.

**BACKGROUND:** His uncle, Barry Karn, has worked as a skating coach with several NHL teams ... Lists his vacation cabin in Minnesota, which has been in his family for over 60 years, as his greatest love besides hockey ... Would be attempting a career in professional golf if he was not a hockey player ... Played quarterback and was a member of the golf team in high school ... Majored in business and marketing at the University of Minnesota ... Single.

**CAREER TRANSACTIONS: June 22, 2012**

– Selected by the Rangers in the first round, 28th overall, of the 2012 NHL Entry Draft.



## SKJEI **HEY** KID

During the 2016-17 season, Brady Skjei became the first Rangers defenseman and/or the first Rangers rookie defenseman to accomplish several feats since Brian Leetch, such as:

- the first Rangers defenseman to tally at least 30 assists in his rookie season
- the first Rangers defenseman to record at least 39 points in his rookie season
- the first Rangers defenseman to register at least 20 even strength assists in his rookie season
- the first Rangers rookie defenseman to post a six-game assist/point streak
- the first Rangers defenseman to either lead the team or tie for the team lead in goals in one playoff year
- the first Rangers defenseman to tally at least two goals in one playoff game
- the first Rangers rookie defenseman to register at least two goals in one playoff year



# CAREER STATISTICS

SEASON	TEAM	LEAGUE	REGULAR SEASON					PLAYOFFS				
			GP	G	A	PTS	PIM	GP	G	A	PTS	PIM
2009-10	Lakeville North	HIGH-MN	30	11	18	29	20	5	4	2	6	6
2010-11	U.S. Nat'l Team	USHL	36	1	5	6	14	2	0	0	0	0
	U.S. Nat'l Team U17	USDP	17	4	9	13	10	-	-	-	-	-
2011-12	U.S. Nat'l Team	USHL	24	3	9	12	12	-	-	-	-	-
	U.S. Nat'l Team U18	USDP	36	1	10	11	24	-	-	-	-	-
	United States	WJ18	6	0	1	1	4	-	-	-	-	-
2012-13	Univ. of Minnesota	NCAA	36	1	2	3	14	-	-	-	-	-
2013-14	Univ. of Minnesota	NCAA	40	6	8	14	30	-	-	-	-	-
	United States	WJC	5	0	1	1	0	-	-	-	-	-
2014-15	Univ. of Minnesota	NCAA	33	1	9	10	32	-	-	-	-	-
	Hartford	AHL	8	0	0	0	0	15	1	2	3	16
2015-16	RANGERS	NHL	7	0	0	0	4	5	0	2	2	2
	Hartford	AHL	68	4	24	28	36	-	-	-	-	-
	United States	WC	10	1	0	1	2	-	-	-	-	-
2016-17	RANGERS	NHL	80	5	34	39	42	12	4	1	5	10
	United States	WC	3	0	1	1	0	-	-	-	-	-
NHL/NYR TOTALS			87	5	34	39	46	17	4	3	7	12

## STATISTICAL BREAKDOWN

SEASON	PPG	SHG	GWG	+/-	S	S%	TF	F%	H	BS	MIN
2015-16	0	0	0	1	6	0.0	0	0.0	11	11	17:44
2016-17	0	0	0	11	127	3.9	1	0.0	147	69	17:27
TOTALS	0	0	0	12	133	3.8	1	0.0	158	80	17:29

## SCORING VS. NHL

TEAM	GP	G	A	PTS
ANA	2	1	2	3
ARI	2	0	1	1
BOS	3	0	2	2
BUF	4	0	0	0
CGY	2	0	1	1
CAR	4	0	2	2
CHI	2	0	0	0
COL	2	0	1	1
CBJ	5	0	2	2
DAL	2	0	0	0
DET	4	0	1	1
EDM	3	0	2	2
FLA	3	0	1	1
LAK	2	0	0	0
MIN	2	1	0	1
MTL	3	0	1	1
NSH	2	0	0	0
NJD	5	1	3	4
NYI	5	0	3	3
NYR	-	-	-	-
OTT	3	0	1	1
PHI	4	0	2	2
PIT	5	0	0	0
SJS	2	0	3	3
STL	2	0	1	1
TBL	4	0	1	1
TOR	3	1	1	2
VAN	2	0	2	2
VGK	-	-	-	-
WSH	3	1	0	1
WPG	2	0	1	1
TOTALS	87	5	34	39

## CAREER HIGHLIGHTS

### CAREER HIGHS (LAST TIME)

GOALS	1 (5x), 3/26/17 at ANA
ASSISTS	3, 3/28/17 at SJS
POINTS	3, 3/28/17 at SJS (3A)
PIM	4 (4x), 2/9/17 vs. NSH
SHOTS	6, 1/31/17 vs. CBJ
GOAL STREAK	N/A
ASSIST STREAK	6, 10/30/16 - 11/8/16 (7)
POINT STREAK	6, 10/30/16 - 11/8/16 (7)

### NHL FIRSTS

GAME	12/15/15 vs. EDM
GOAL	12/11/16 vs. NJD (Schneider)
ASSIST	10/13/16 vs. NYI

### NHL AWARDS

NHL All-Rookie Team, 2016-17



## BRENDAN SMITH

DEFENSEMAN

42

HEIGHT 6'2" WEIGHT 211 SHOOTS LEFT BORN FEB 8, 1989 BIRTHPLACE MIMICO, ON

**CAREER HIGHLIGHTS: 2016-17:** Established a career-high in average ice time (19:14); averaged 20:09 of ice time in 18 games with the Rangers, and logged at least 20:00 of ice time in 11 of the 18 contests ... Ranked second on the Rangers in average even strength ice time (18:20) ... Was credited with two blocked shots and registered one hit in 20:51 of ice time while making his Rangers debut on Mar. 2 at BOS ... Logged at least 20:00 of ice time in each of his first eight games with the Rangers ... Tied a single-game career-high with a plus-three rating on Mar. 7 at FLA ... Tied single-game career-highs with two assists and two points, registered his first assist/point as a Ranger, and posted a plus-one rating on Mar. 17 vs. FLA ... Notched the primary assist on the game-winning goal and posted a plus-one rating on Mar. 25 at LAK ... Recorded his first goal as a Ranger on Apr. 2 vs. PHI ... Registered five points (two goals, three assists) in 33 games with Detroit ... Was the only Red Wings defenseman who averaged at least 15:00 of even strength ice time, 1:00 of power play ice time, and 1:00 of shorthanded ice time per game prior to being traded to the Rangers ... Tied a single-game career-high with two points (one goal, one assist) on Oct. 30 vs. FLA ... Tallied the game-winning goal and logged 21:59 of ice time on Nov. 10 vs. VAN ... Was credited with four hits and posted a plus-two rating in the NHL Centennial Classic on Jan. 1 at TOR ... Logged 24:15 of ice time on Feb. 18 vs. WSH ... Established playoff career-highs in assists (four), plus/minus rating (plus-eight), and average ice time (19:41) ... Tied for 10th in the NHL – and tied for fifth among NHL defensemen – in plus/minus rating in the playoffs ... Led the Rangers in plus/minus rating, tied for third in assists, and ranked fifth in average ice time and blocked shots (14) in the playoffs ... Ranked second among Rangers defensemen in assists and tied for third among Rangers defensemen in points (four) in the playoffs ... Posted a plus/minus rating of even or better in 11 of 12 playoff contests, including a plus-one rating or better in eight games ... Posted a plus-one rating while skating in a team-high 22:44 of ice time in Game 4 of the First Round vs. MTL on Apr. 18 ... Tallied three assists and posted a plus-three rating in



the Second Round against OTT ... Registered an assist, was credited with three hits, and posted a plus-two rating in 20:44 of ice time in Game 2 at OTT on Apr. 29 ... Notched an assist in two consecutive games in Game 5 at OTT on May 6 and Game 6 vs. OTT on May 9. **2015-16:** Tied for third among Red Wings defensemen in assists (12) ... Tallied a power play goal in 21:48 of ice time while skating in his 200th career NHL game on Oct. 23 at CGY ... Tied a single-game career-high with two points (one goal, one assist) on Dec. 26 at NSH ... Tied single-game career-highs with two assists and two points on Jan. 23 vs. ANA ... Tied single-game career-highs with two assists and two points on Mar. 24 vs. MTL ... Recorded one assist and a plus-two rating in three playoff games. **2014-15:** Established a career-high in games played (76) ... Tied a single-game career-high with a plus-three rating and was credited with four hits in 20:46 of ice time on Oct. 17 at TOR ... Tallied an assist while skating in a season-high, 24:55 of ice time on Nov. 2 at BUF ... Registered a goal in two games over a three-game span from Nov. 7 vs. NJD to Nov. 14 vs. CHI ... Tied single-game career-highs with two assists, two points, and a plus-three rating, and was assessed a fighting major on Nov. 18 at CBJ ... Recorded his first career NHL game-winning goal and posted a plus-one rating on Jan. 31 vs. NYI ... Skated in five playoff games. **2013-14:** Established career-highs in goals (five), assists (14), points (19), and shots on goal (90) ... Ranked second among Detroit defensemen in goals and tied for third among team defensemen in points ... Tied single-game career-highs with two assists and two points, and posted a plus-two rating on Nov. 29 at NYI ... Registered a goal and posted a plus-one rating while skating in his 100th career NHL game on Mar. 7 vs. NJD ... Tied a single-game career-high with two points (one goal, one assist) on Mar. 22 at MIN ... Skated in five playoff games. **2012-13:** Ranked second among Detroit defensemen in assists per game (0.24) ... Tallied an assist and established a single-game career-high with a plus-three rating on Jan. 25 vs. MIN ... Established playoff career-highs in several categories, including games played (14), goals



(two), and points (five) ... Led Red Wings defensemen in goals and tied for first among team defensemen in points during the playoffs ... Made his NHL playoff debut in Game 1 of the Western Conference Quarterfinals at ANA on Apr. 30 ... Registered two points (one goal, one assist), including his first career NHL playoff goal, assist, and point, in 23:42 of ice time in Game 4 vs. ANA on May 6 ... Tallied a goal in Game 2 of the Western Conference Semifinals at CHI on May 18. **2011-12:** Made his NHL debut on Nov. 17 at SJS ... Tallied his first career NHL assist/point and posted a plus-one rating while skating in his second career NHL game on Nov. 19 at LAK ... Registered his first career NHL goal on Mar. 2 vs. MIN ... Established single-game career-highs with two assists and two points on Mar. 19 vs. WSH.

**AHL CAREER: 2012-13:** Registered 20 points (five goals, 15 assists) and established an AHL career-high with a plus-nine rating in 32 games with Grand Rapids prior to the start of the NHL season ... Led Grand Rapids defensemen in points per game (0.63). **2011-12:** Established AHL career-highs in assists (24) and points (34) ... Led Grand Rapids defensemen in points, tied for first among team defensemen in goals (10), and ranked second among team defensemen in assists. **2010-11:** Established AHL career-highs in games played (63) and goals (12) ... Was selected to the AHL's All-Rookie Team ... Led AHL rookie defensemen in goals and tied for fifth among AHL rookie defensemen in points (32) ... Registered his first career AHL goal/point while making his AHL debut on Oct. 8 vs. Abbotsford.

**COLLEGE CAREER: 2009-10:** Established collegiate career-highs in games played (42), goals (15), assists (37), points (52), and plus/minus rating (plus-17) ... Selected as a finalist for the Hobey Baker Award as the top collegiate player in the NCAA ... Named to the NCAA (West) First All-American Team and the WCHA First All-Star Team, and was named the WCHA Defensive Player of the Year ... Tied for sixth in the NCAA – and led all NCAA defensemen – in points ...

Established single-game collegiate career-highs with five assists and five points on Apr. 8 vs. RIT in the Frozen Four to help Wisconsin advance to the National Championship Game. **2008-09:** Led Wisconsin defensemen in goals (nine) and ranked second among team defensemen in points (23). **2007-08:** Registered 12 points (two goals, 10 assists) in 22 games ... Made his collegiate debut on Oct. 12 vs. Notre Dame ... Registered two assists, including his first career collegiate assist/point, on Oct. 13 vs. Ohio State.

**JUNIOR A CAREER: 2006-07:** Registered 36 points (12 goals, 24 assists) in 39 games with the St. Michael's Buzzers of the Ontario Junior Hockey League (OJHL) ... Recorded 20 points (six goals, 14 assists) in 16 playoff games. **2005-06:** Tallied 26 points (five goals, 21 assists) in 39 games with St. Michael's ... Notched six points (one goal, five assists) in 17 playoff contests.

**MIDGET CAREER: 2004-05:** Registered 85 points (22 goals, 63 assists) and 120 penalty minutes in 66 games with the Toronto Marlboros of the Greater Toronto Hockey League (GTHL).

**INTERNATIONAL CAREER: 2006:** Registered four assists in five games while playing with Canada-Ontario at the 2006 World U-17 Hockey Challenge.

**BACKGROUND:** Nickname is "Smitty" ... Was teammates with current Ranger Ryan McDonagh at the University of Wisconsin ... Majored in sociology at the University of Wisconsin ... His brother, Reilly, plays with the Florida Panthers ... Lists fishing as his greatest passion besides hockey ... Married – wife, Samantha.

**CAREER TRANSACTIONS: June 22, 2007** – Selected by Detroit in the first round, 27th overall, of the 2007 NHL Entry Draft. **February 28, 2017** – Acquired by the Rangers in exchange for a third round pick in the 2017 NHL Entry Draft and a second round pick in the 2018 NHL Entry Draft.

# CAREER STATISTICS

SEASON	TEAM	LEAGUE	REGULAR SEASON					PLAYOFFS				
			GP	G	A	PTS	PIM	GP	G	A	PTS	PIM
2004-05	Toronto	GTHL	66	22	63	85	120	-	-	-	-	-
2005-06	St. Michael's	OJHL	39	5	21	26	55	17	1	5	6	44
	Canada-Ontario U17	WHC-17	5	0	4	4	4	-	-	-	-	-
2006-07	St. Michael's	OJHL	39	12	24	36	90	16	6	14	20	30
2007-08	Univ. of Wisconsin	NCAA	22	2	10	12	26	-	-	-	-	-
2008-09	Univ. of Wisconsin	NCAA	31	9	14	23	75	-	-	-	-	-
2009-10	Univ. of Wisconsin	NCAA	42	15	37	52	76	-	-	-	-	-
2010-11	Grand Rapids	AHL	63	12	20	32	124	-	-	-	-	-
2011-12	Red Wings	NHL	14	1	6	7	13	-	-	-	-	-
	Grand Rapids	AHL	57	10	24	34	90	-	-	-	-	-
2012-13	Red Wings	NHL	34	0	8	8	36	14	2	3	5	10
	Grand Rapids	AHL	32	5	15	20	49	-	-	-	-	-
2013-14	Red Wings	NHL	71	5	14	19	68	5	0	0	0	8
2014-15	Red Wings	NHL	76	4	9	13	68	5	0	0	0	6
2015-16	Red Wings	NHL	63	3	12	15	62	3	0	1	1	0
2016-17	Red Wings	NHL	33	2	3	5	34	-	-	-	-	-
	RANGERS	NHL	18	1	3	4	29	12	0	4	4	20
NHL TOTALS			309	16	55	71	310	39	2	8	10	44
NYR TOTALS			18	1	3	4	29	12	0	4	4	20

## STATISTICAL BREAKDOWN

SEASON	PPG	SHG	GWG	+/-	S	S%	TF	F%	H	BS	MIN
2011-12	0	0	0	3	13	7.7	0	0.0	17	8	15:37
2012-13	0	0	0	1	33	0.0	0	0.0	20	35	18:24
2013-14	1	0	0	-2	90	5.6	0	0.0	57	69	18:23
2014-15	0	0	1	-2	88	4.5	0	0.0	60	68	17:53
2015-16	1	0	0	1	82	3.7	0	0.0	94	42	17:36
2016-17	1	0	1	1	62	4.8	0	0.0	59	65	19:14
TOTALS	3	0	2	2	368	4.3	0	0.0	307	287	18:07

## SCORING VS. NHL

TEAM	GP	G	A	PTS
ANA	12	0	5	5
ARI	9	0	1	1
BOS	12	0	0	0
BUF	14	1	3	4
CGY	8	1	2	3
CAR	10	0	0	0
CHI	9	1	2	3
COL	6	0	0	0
CBJ	14	0	2	2
DAL	7	0	0	0
DET	1	0	0	0
EDM	8	0	1	1
FLA	16	2	4	6
LAK	12	0	6	6
MIN	10	2	5	7
MTL	13	0	2	2
NSH	11	2	1	3
NJD	10	3	0	3
NYI	10	1	2	3
NYR	10	0	0	0
OTT	14	0	3	3
PHI	10	1	1	2
PIT	11	1	1	2
SJS	12	0	3	3
STL	10	0	1	1
TBL	16	0	1	1
TOR	12	0	2	2
VAN	8	1	3	4
VGK	-	-	-	-
WSH	10	0	3	3
WPG	4	0	1	1
TOTALS	309	16	55	71

## CAREER HIGHLIGHTS


CAREER HIGHS (LAST TIME)	
GOALS	1 (16x), 4/2/17 vs. PHI
ASSISTS	2 (6x), 3/17/17 vs. FLA
POINTS	2 (9x), 3/17/17 vs. FLA (2A)
PIM	11, 11/2/13 at EDM
SHOTS	6 (2x), 3/12/15 vs. CBJ
GOAL STREAK	N/A
ASSIST STREAK	2 (8x), 12/26/15 - 12/28/15 (2)
POINT STREAK	2 (10x), 12/31/15 - 1/2/16 (1G-1A)

## NHL FIRSTS

GAME	11/17/11 at SJS
GOAL	3/2/12 vs. MIN (Harding)
ASSIST	11/19/11 at LAK

## CAREER SHOOTOUTS

GOALS	SHOTS	SHOT%	GDG
0	1	0.0	0



# MARC STAAL

## DEFENSEMAN

18

HEIGHT 6'4" WEIGHT 209 SHOOTS LEFT BORN JAN 13, 1987 BIRTHPLACE THUNDER BAY, ON

**CAREER HIGHLIGHTS: 2016-17:** Ranked third on the Rangers in average shorthanded ice time (1:57), and ranked fourth on the team in average ice time (19:10), average even strength ice time (17:10), and blocked shots (97) ... Tallied a goal and posted a plus-one rating in 21:27 of ice time on Oct. 17 vs. SJS ... Registered a plus-II rating over a seven-game span from Oct. 30 vs. TBL to Nov. 12 at CGY ... Posted a plus-three rating on Oct. 30 vs. TBL ... Registered a shorthanded assist, which was an assist on the game-winning goal, and posted a plus-two rating on Nov. 5 at BOS ... Tallied a goal in 21:29 of ice time on Dec. 1 at BUF ... Recorded a goal and posted a plus-two rating on Dec. 6 at NYI ... Skated in his 672nd career game with the Rangers on Mar. 2 at BOS, passing James Patrick for sole possession of 14th place on the franchise's all-time games played list; also passed Patrick for sixth among defensemen in career games played with the Rangers, trailing only Howell, Leetch, Greschner, Neilson, and Girardi ... Registered the primary assist on the game-winning goal and posted a plus-two rating on Mar. 12 at DET ... Ranked third on the Rangers in blocked shots in the playoffs (23) ... Skated in his 100th career NHL playoff game, as well as his 100th career playoff game as a Ranger, in Game 2 of the Second Round at OTT on Apr. 29; became the second skater in franchise history to play at least 100 playoff games with the Rangers (along with Girardi) and the third player in to accomplish the feat in franchise history (along with Girardi and Lundqvist). **2015-16:** Ranked third on the Rangers in total ice time (1,515:18) and average shorthanded ice time (2:16), ranked fourth in blocked shots (120), and ranked fifth in average ice time (19:40) and average even strength ice time (17:17) ... Tied a single-game career-high with two points (one goal, one assist) and posted a plus-two rating on Oct. 19 vs. SJS ... Established a single-game career-high with seven blocked shots on Jan. 11 vs. BOS ... Skated in at least 20:00 of ice time in nine consecutive games which he played from Feb. 4 vs. MIN to Feb. 25 at STL ... Skated in his 600th career NHL game on Feb. 27 at DAL ... Tied for the team lead in shorthanded assists (one) and



shorthanded points (one), tied for third on the Rangers in assists (two), and tied for fourth in points (two) in the playoffs ... Tied for first among team defensemen in assists and points in the playoffs ... Recorded his first career NHL playoff shorthanded assist/point while skating in his 90th career NHL playoff contest in Game 3 of the First Round vs. PIT on Apr. 19; became the third skater (forward or defenseman) to appear in at least 90 career playoff games with the Rangers. **2014-15:** Established a career-high in plus/minus rating (plus-18) and tied a career-high in shorthanded assists (two) ... Tied for eighth in the NHL in shorthanded assists ... Tied for fifth among NHL defensemen in shorthanded assists and tied for sixth in shorthanded points (two) ... Ranked third on the Rangers in average ice time (21:08), blocked shots (123), and shorthanded assists, and tied for fourth in shorthanded points ... Skated in his 500th career NHL game on Jan. 13 vs. NYI ... Ranked third on the Rangers in average ice time (20:40) and blocked shots (29), and led the team in average even strength ice time (18:49) in the playoffs. **2013-14:** Ranked third on the Rangers in average ice time (20:31) and blocked shots (84) ... Skated in his 400th career NHL game on Oct. 31 vs. BUF ... Recorded the 100th point of his NHL career with a goal on Nov. 12 vs. NJD ... Recorded two points (one goal, one assist) and tied a single-game career-high with a plus-four rating on Jan. 26 against NJD at Yankee Stadium ... Established playoff career-highs in games played (25), assists (four), and blocked shots (53) ... Ranked second on the team – and third in the NHL – in blocked shots in the playoffs ... Finished third on the team in average ice time (21:49), ranked second among defensemen on the team in shots on goal (27), and tied for third among defensemen on the team in points (five) in the playoffs ... Led all skaters in plus/minus rating (plus-six) and tied for second among defensemen on the team in points (two) in the First Round against PHI. **2012-13:** Missed the final 27 games of the season due to an eye injury sustained on Mar. 5 vs. PHI ... Led all Rangers defensemen in assists (nine) and points (11) at the time of his injury ... The





Rangers posted a record of 6-1-2 record in games when he registered a point ... Selected as the Rangers' nominee for the Bill Masterton Memorial Trophy, an annual award under the trusteeship of the Professional Hockey Writers' Association to the "player who best exemplifies the qualities of perseverance, sportsmanship and dedication to hockey." **2011-12:** Made his season debut at the 2012 NHL Bridgestone Winter Classic on Jan. 2 against PHI after missing the first 36 games of the season with a concussion ... Established playoff career-highs in goals (three), points (six), power play goals (two), power play points (two), and shots on goal (30) ... Tied for eighth in the NHL and first among NHL defensemen in power play goals in the playoffs ... Tied for third among NHL defensemen in goals, and tied for eighth in points and shots on goal ... Ranked fifth in the league in blocked shots (39) ... Tied for the team lead in power play goals and tied for fifth in goals ... Logged a single-game playoff career-high, 49:34 of ice time in Game 3 of the Eastern Conference Semifinals at WSH on May 2 ... Tied a single-game playoff career-high with two points (one goal, one assist) and tallied his first career overtime playoff goal in Game 5 vs. WSH on May 7. **2010-11:** Named alternate captain on Oct. 9 ... Established career-highs in assists (22), points (29), power play goals (four), power play assists (seven), power play points (11), shorthanded goals (two), shorthanded assists (two), shorthanded points (four), average ice time (25:44), and shots on goal (116) ... Led the team and ranked fourth in the NHL in average ice time, ranked second in blocked shots (109), tied for third on the Rangers in power play goals and power play points, and tied for fourth in power play assists ... Led all NHL defensemen in shorthanded points, tied for first in shorthanded goals, and tied for third in shorthanded assists ... Led all team defensemen in goals (seven), and shots on goal, ranked second in assists, points and blocked shots, and finished third in hits (140) ... Made his first career NHL All-Star Game appearance on Jan. 30 ... Led the Rangers and ranked third in the NHL in average ice time (28:01) in the playoffs. **2009-10:** Established career-highs in goals (eight) and game-winning goals (two), and tied his career-high in games played (82) ... Led the team in average ice time (23:07), tied for third in blocked shots (97), and ranked fourth in even strength points (27) ... Registered a career-high, three-game goal streak from Mar. 30 at NYI to Apr. 3 at FLA (three goals over the span). **2008-09:** Established a career-high in games played (82) ... Ranked third on the team in average ice time (21:32) in the playoffs. **2007-08:** Ranked sixth among NHL rookies

with 124 hits ... Tallied a goal and an assist in the NHL YoungStars Game on Jan. 26 in ATL ... Logged 16:04 while making his NHL debut on Oct. 4 vs. FLA ... Won the Lars-Erik Sjoborg Award as the top rookie in training camp.

**AHL CAREER: 2005-06:** Appeared in 12 play-off games with Hartford, tallying two assists ... Made his AHL debut on Apr. 18 vs. Manchester.

**JUNIOR CAREER: 2006-07:** Named a First Team OHL All-Star and a First Team CHL All-Star ... Received the Max Kaminsky Trophy as the Most Outstanding Defenseman ... Represented the Eastern Conference at the 2007 OHL All-Star Classic ... Represented the OHL in the 2006 ADT Canada/Russia Challenge. **2005-06:** Served as captain of the Wolves ... Led team defensemen in scoring with 49 points. **2004-05:** Ranked second among team defensemen in scoring with 26 points ... Was a Nominee for the Max Kaminsky Trophy as the League's Most Outstanding Defenseman. **2003-04:** Was a nominee for the Max Kaminsky Trophy as the League's Most Outstanding Defenseman ... Named to the First All-Rookie Team.

**INTERNATIONAL CAREER: 2010:** Selected to represent Team Canada at the 2010 World Championship in Germany. **2007:** Captured his second consecutive gold medal as a member of Team Canada at the World Junior Championship in Sweden. **2006:** Named the top defenseman at the World Junior Championship to help lead Team Canada to the gold medal. **2004:** Captured gold at the World Under-17 Hockey Challenge in St. John's, Newfoundland as a member of Team Ontario ... Won a gold medal with Team Canada at the Junior World Cup in the Czech Republic.

**BACKGROUND:** One of three brothers currently playing in the NHL - older brother, Eric, was selected second overall by Carolina in the 2003 NHL Entry Draft; younger brother, Jordan, was selected second overall by Pittsburgh in the 2006 NHL Entry Draft ... Is a fan of rock music, and lists Kings of Leon, OAR and Mumford and Sons as his favorite bands ... Enjoys reading non-fiction books ... Lists Seinfeld as his all-time favorite television show ... His first job was working on his father's sod farm ... Enjoys freshwater fishing ... Married - wife, Lindsay; daughters, Anna and Emily.

**CAREER TRANSACTIONS: July 30, 2005** - Selected by the Rangers in the first round, 12th overall, of the 2005 NHL Entry Draft.

CAREER STATISTICS

SEASON	TEAM	LEAGUE	REGULAR SEASON					PLAYOFFS				
			GP	G	A	PTS	PIM	GP	G	A	PTS	PIM
2003-04	Sudbury	OHL	61	1	13	14	34	7	1	2	3	2
2004-05	Sudbury	OHL	65	6	20	26	53	12	0	4	4	15
2005-06	Sudbury	OHL	57	11	38	49	60	10	0	8	8	8
	Hartford	AHL	-	-	-	-	-	12	0	2	2	8
2006-07	Canada	WJC	6	0	1	1	4	-	-	-	-	-
	Sudbury	OHL	53	5	29	34	68	21	5	15	20	22
2007-08	Canada	WJC	6	0	0	0	4	-	-	-	-	-
	RANGERS	NHL	80	2	8	10	42	10	1	2	3	8
2008-09	RANGERS	NHL	82	3	12	15	64	7	1	0	1	0
2009-10	RANGERS	NHL	82	8	19	27	44	-	-	-	-	-
	Canada	WC	7	0	1	1	2	-	-	-	-	-
2010-11	RANGERS	NHL	77	7	22	29	50	5	0	1	1	0
2011-12	RANGERS	NHL	46	2	3	5	16	20	3	3	6	12
2012-13	RANGERS	NHL	21	2	9	11	14	1	0	0	0	0
2013-14	RANGERS	NHL	72	3	11	14	24	25	1	4	5	6
2014-15	RANGERS	NHL	80	5	15	20	42	19	0	1	1	10
2015-16	RANGERS	NHL	77	2	13	15	36	5	0	2	2	4
2016-17	RANGERS	NHL	72	3	7	10	34	12	0	0	0	2
NHL/NYR TOTALS			689	37	119	156	366	104	6	13	19	42

STATISTICAL BREAKDOWN

SEASON	PPG	SHG	GWG	+/-	S	S%	TF	F%	H	BS	MIN
2007-08	0	0	0	2	78	2.6	0	0.0	124	62	18:48
2008-09	0	0	1	-7	96	3.1	0	0.0	189	75	21:07
2009-10	0	0	2	11	78	10.3	0	0.0	178	97	23:07
2010-11	4	2	2	8	116	6.0	0	0.0	140	109	25:44
2011-12	1	0	0	-7	61	3.3	0	0.0	55	68	19:53
2012-13	1	0	0	4	20	10.0	0	0.0	47	36	24:27
2013-14	1	0	0	-1	92	3.3	1	100.0	83	84	20:31
2014-15	0	0	0	18	97	5.2	2	50.0	99	123	21:08
2015-16	0	0	1	2	65	3.1	4	25.0	65	120	19:40
2016-17	0	0	0	9	70	4.3	1	0.0	89	97	19:10
TOTALS	7	2	6	39	773	4.8	8	37.5	1,069	871	21:12

SCORING VS. NHL

TEAM	GP	G	A	PTS
ANA	13	0	3	3
ARI	14	2	2	4
BOS	35	1	6	7
BUF	29	1	5	6
CGY	11	0	1	1
CAR	35	2	3	5
CHI	13	1	2	3
COL	14	1	3	4
CBJ	19	2	4	6
DAL	12	0	2	2
DET	15	0	3	3
EDM	12	0	3	3
FLA	28	2	6	8
LAK	12	0	1	1
MIN	13	1	0	1
MTL	31	0	5	5
NSH	11	2	2	4
NJD	48	3	5	8
NYI	46	5	14	19
NYR	-	-	-	-
OTT	29	0	6	6
PHI	48	0	3	3
PIT	47	3	10	13
SJS	11	2	3	5
STL	13	0	0	0
TBL	31	4	7	11
TOR	28	2	8	10
VAN	12	1	0	1
VGK	-	-	-	-
WSH	32	1	8	9
WPG	27	1	4	5
TOTALS	689	37	119	156

CAREER HIGHLIGHTS

CAREER HIGHS (LAST TIME)	
GOALS	1 (37x), 12/6/16 at NYI
ASSISTS	2 (10x), 2/10/15 at TOR
POINTS	2 (16x), 10/19/15 vs. SJS (1G-1A)
PIM	14, 1/16/09 at CHI
SHOTS	5 (4x), 3/4/15 at DET
GOAL STREAK	3, 3/30/10 - 4/3/10 (3)
ASSIST STREAK	3, 12/12/10 - 12/16/10 (3)
POINT STREAK	4 (2x), 12/11/10 - 12/16/10 (2G-3A)

NHL FIRSTS


GAME	10/4/07 vs. FLA
GOAL	11/14/07 at NJD (Brodeur)
ASSIST	11/1/07 vs. WSH

CAREER SHOOTOUTS

GOALS	SHOTS	SHOT%	GDG
0	1	0.0	0

ALL-STAR GAME SCORING

SEASON	TEAM	G	A
2010-11	Team Staal	0	0



# JIMMY VESEY

LEFT WING

26

HEIGHT 6'3" WEIGHT 206 SHOOTS LEFT BORN MAY 26, 1993 BIRTHPLACE NORTH READING, MA

**CAREER HIGHLIGHTS: 2016-17:** Ranked second among NHL rookies in game-winning goals (six), tied for fifth in power play goals (five), ranked seventh in takeaways (44), and tied for 12th in goals (16) ... Tied for the team lead in game-winning goals and game-deciding goals (one), tied for third in power play goals, and ranked seventh in takeaways; became the first Ranger to tally six goals in his rookie season since Mike Ridley in 1985-86 ... Won the Lars-Erik Sjöberg Award as the top Rangers rookie in Training Camp ... Made his NHL/Rangers debut on Oct. 13 vs. NYI ... Recorded his first career NHL goal/point, which was also his first career NHL game-winning goal, and posted a plus-two rating on Oct. 17 vs. SJS ... Posted his first career NHL multi-goal/point game by recording two goals, including the game-winning goal, and registered three shots on goal on Oct. 22 at WSH ... Recorded two points (one goal, one assist), including his first career NHL assist, in 17:39 of ice time on Oct. 26 vs. BOS ... Tallied a goal and posted a plus-two rating on Oct. 30 vs. TBL ... Registered three points (one goal, two assists) and posted a plus-two rating on Nov. 1 vs. STL; became Rangers rookie to register six goals in the team's first 10 games of a season since Turcotte in 1989-90 ... Notched an assist and posted a plus-one rating on Nov. 25 at PHI ... Recorded the game-winning goal and posted a plus-two rating on Nov. 29 vs. CAR ... Tallied a power play assist while skating in a season-high, 17:50 of ice time on Dec. 1 at BUF ... Registered a power play goal and tied for the game-high with four shots on goal on Dec. 11 vs. NJD ... Led all skaters with a season-high, seven shots on goal on Dec. 13 vs. CHI ... Recorded a point in two consecutive games on Dec. 29 at ARI and Dec. 31 at COL (one goal, one assist) ... Registered three shots on goal in 15:15 of ice time on Jan. 4 at PHI ... Tallied a goal and posted a plus-one rating on Jan. 31 vs. CBJ ... Recorded a point in three games over a four-game span from Feb. 13 at CBJ to Feb. 21 vs. MTL (two goals, one assist), including a goal in two consecutive games on Feb. 13 at CBJ and Feb. 16 at NYI ... Notched the game-winning goal on Feb. 13 at CBJ ... Posted a plus-one rat-

ing in five consecutive games from Mar. 18 at MIN to Mar. 26 at ANA ... Recorded the game-winning goal, registered two shots on goal, and posted a plus-one rating on Mar. 18 at MIN ... Tallied the game-winning goal, which was also the Rangers' final goal of the regular season, on Apr. 9 vs. PIT ... Tied for first among NHL rookies in takeaways (10), ranked fourth in assists (four), and tied for fifth in points (five) in the playoffs ... Tied for the team lead in takeaways and tied for third in assists in the playoffs ... Made his NHL playoff debut in Game 1 of the First Round at MTL on Apr. 12 ... Tallied his first career NHL playoff assist/point and was credited with three hits in Game 2 at MTL on Apr. 14 ... Notched his first career NHL playoff assist/point, led all skaters with four takeaways, recorded two shots on goal, and posted a plus-one rating in Game 5 at MTL on Apr. 20 ... Recorded two points (one goal, one assist), including his first career NHL playoff goal, in Game 5 of the Second Round at OTT on May 6.



**COLLEGE CAREER: 2015-16:** Won the Hobey Baker Award as the top player in collegiate hockey; became the fourth player in Harvard's history to win the award ... Ranked fourth in the NCAA in goals per game (0.73), ranked fifth in shots on goal per game (4.48), tied for seventh in goals (24), and ranked eighth in points per game (1.39) ... Led Harvard in goals, points (46), and shots on goal (148), ranked second in assists (22), power play goals (six), and game-winning goals (five), and tied for second in plus/minus rating (plus-11) ... Named ECAC Player of the Year and Ivy League Player of the Year for the second consecutive season ... Recorded a point in 24 of the 33 games in which he played, including a goal in 18 of those contests; Harvard posted a 17-6-1 record in games which he notched a point, including a 15-2-1 record in contests which he registered a goal ... Tallied 32 points (17 goals, 15 assists) in 21 games against conference opponents; led the ECAC in goals and points in conference games ... Registered four points (one goal, three assists) and a plus-three rating in the first game of the season on Oct. 31 at Dartmouth ... Tallied an assist on Jan.





9 against Quinnipiac at Madison Square Garden ... Registered all three of Harvard's goals and tallied the game-winning goal on Jan. 15 vs. St. Lawrence ... Notched two points (one goal, one assist), including an assist on the game-winning goal in overtime, in ECAC Hockey Championship Semifinal vs. St. Lawrence on Mar. 18. **2014-15:** Established collegiate career-highs in games played (37), goals (32), assists (26), points (58), power play goals (seven), game-winning goals (six), plus/minus rating (plus-23), and shots on goal (158) ... Was a finalist for the Hobey Baker Award as the top player in collegiate hockey ... Led the NCAA in goals and goals per game (0.86), ranked second in points per game (1.57), ranked third in the NCAA in points, tied for sixth in game-winning goals, and tied for 10th in shots on goal ... Led Harvard in goals, points, shots on goal, power play goals, and game-winning goals, and ranked second in assists and plus/minus rating ... Selected to the NCAA (East) First All-American Team and named ECAC Player of the Year ... Notched a point in 34 of 37 contests, and tallied a goal in 26 of those 37 games ... Posted a collegiate career-high 20-game point streak over the first 20 games of the season (34 points – 18 goals, 16 assists over the span), including a collegiate career-high eight-game goal streak from Dec. 6 at Quinnipiac to Jan. 30 vs. Union (10 goals) ... Registered Harvard's only goal on Jan. 10 against Yale at Madison Square Garden ... Helped Harvard win the ECAC Tournament Championship and was named MVP of the Tournament; recorded 13 points (nine goals, four assists) in seven games ... Tallied two goals in the ECAC Semifinals against Quinnipiac on Mar. 20 ... Registered two goals in the ECAC Finals against Colgate on Mar. 21. **2013-14:** Selected to the All-Ivy Second Team ... Led Harvard in goals (13), points (22), game-winning goals (five), and shots on goal (144), tied for the team lead in power play goals (four), and tied for third in assists (nine) ... Was one five players who skated in all of Harvard's 31 games ... Recorded 17 points (10 goals, seven assists) in 22 games against conference opponents ... Posted a four-game goal/point streak from Nov. 8 vs. St. Lawrence to Nov. 16 at Princeton (five goals, one assist) ... Recorded Harvard's only goal on Jan. 11 against Yale at Madison Square Garden. **2012-13:** Selected to the ECAC All-Rookie Team ... Tied for sixth among NCAA freshmen in goals per game (0.41) ... Tied for the team lead in goals (11), tied for second on Harvard in power play goals (two), tied for third in points (18), and ranked fourth in shots on

goal (79) ... Recorded 15 points (nine goals, six assists) in 19 games in which he played against conference opponents; led Harvard in goals and points in intra-conference games ... Registered three points (two goals, one assist), including his first career collegiate goal, assist, and point, while making his collegiate debut on Oct. 27 vs. Bentley.

**JUNIOR A CAREER: 2011-12:** Named Most Valuable Player and Offensive Player of the Year of the Eastern Junior Hockey League (EJHL), registering 91 points (48 goals, 43 assists) in 45 games with the South Shore Kings ... Established EJHL single-season records for goals and points ... Led the EJHL in goals, points, power play goals (16), and game-winning goals (10), and ranked eighth in assists ... Tallied eight points (five goals, three assists) in six playoff contests.

**HIGH SCHOOL CAREER: 2010-11:** Registered 35 points (23 goals, 12 assists) in 32 games at Belmont Hill. **2009-10:** Tallied 30 points (13 goals, 17 assists) in 30 games at Belmont Hill.

**INTERNATIONAL CAREER: 2015:** Registered three assists in nine games while helping the United States earn a bronze medal at the 2015 IIHF World Championship. **2013:** Recorded five points (one goal, four assists) and a plus-three rating while helping the United States earn a gold medal at the 2013 IIHF World Junior Championship.

**BACKGROUND:** His father, Jim, played parts of three seasons in the NHL and is currently an Amateur Scout with the Toronto Maple Leafs ... Lists roller hockey, wiffleball, and basketball as his hobbies ... Is nearly fluent in Chinese and was a member of the Chinese National Honor Society in college ... Was a Government major at Harvard, and he was named to the ECAC All-Academic Team in each of his four seasons during his collegiate career ... Helped raise money for the Travis Roy Foundation and the Franciscan Hospital for Children ... Provided manual labor at Cristo Rey High School in Boston to prepare it for the school year and volunteered time with local youth teaching them to skate ... Single.

**CAREER TRANSACTIONS: June 23, 2012** – Selected by Nashville in the third round, 66th overall, of the 2012 NHL Entry Draft. **August 19, 2016** – Signed by the Rangers as a free agent.



# CAREER STATISTICS

SEASON	TEAM	LEAGUE	REGULAR SEASON					PLAYOFFS				
			GP	G	A	PTS	PIM	GP	G	A	PTS	PIM
2009-10	Belmont Hill High	HS-MA	30	13	17	30	-	-	-	-	-	-
2010-11	Belmont Hill High	HS-MA	32	23	12	35	90	-	-	-	-	-
2011-12	South Shore	EJHL	45	48	43	91	52	6	5	3	8	2
2012-13	Harvard	NCAA	27	11	7	18	25	-	-	-	-	-
	United States	WJC	7	1	4	5	2	-	-	-	-	-
2013-14	Harvard	NCAA	31	13	9	22	14	-	-	-	-	-
2014-15	Harvard	NCAA	37	32	26	58	21	-	-	-	-	-
	United States	WC	9	0	3	3	0	-	-	-	-	-
2015-16	Harvard	NCAA	33	24	22	46	6	-	-	-	-	-
2016-17	RANGERS	NHL	80	16	11	27	26	12	1	4	5	9
NHL/NYR TOTALS			80	16	11	27	26	12	1	4	5	9

## STATISTICAL BREAKDOWN

SEASON	PPG	SHG	GWG	+/-	S	S%	TF	F%	H	BS	MIN
2016-17	5	0	6	-13	116	13.8	7	28.6	64	37	13:38
TOTALS	5	0	6	-13	116	13.8	7	28.6	64	37	13:38

## SCORING VS. NHL

TEAM	GP	G	A	PTS
ANA	2	0	1	1
ARI	2	0	1	1
BOS	3	1	2	3
BUF	3	0	1	1
CGY	2	1	0	1
CAR	4	1	0	1
CHI	2	0	0	0
COL	2	1	0	1
CBJ	5	2	1	3
DAL	2	0	0	0
DET	3	0	0	0
EDM	2	0	0	0
FLA	3	0	1	1
LAK	2	0	0	0
MIN	2	1	0	1
MTL	3	0	1	1
NSH	2	0	0	0
NJD	4	1	0	1
NYI	4	2	0	2
NYR	-	-	-	-
OTT	3	0	0	0
PHI	4	0	1	1
PIT	4	1	0	1
SJS	2	1	0	1
STL	2	1	2	3
TBL	3	1	0	1
TOR	3	0	0	0
VAN	2	0	0	0
VGK	-	-	-	-
WSH	4	2	0	2
WPG	1	0	0	0
TOTALS	80	16	11	27

## CAREER HIGHLIGHTS


CAREER HIGHS (LAST TIME)	
GOALS	2, 10/22/16 at WSH
ASSISTS	2, 11/1/16 vs. STL
POINTS	3, 11/1/16 vs. STL (1G-2A)
PIM	5 (2x), 3/21/17 at NJD
SHOTS	7, 12/13/16 vs. CHI
GOAL STREAK	2 (2x), 2/13/17 - 2/16/17 (2)
ASSIST STREAK	N/A
POINT STREAK	2 (4x), 2/13/17 - 2/16/17 (2G)

## NHL FIRSTS

GAME	10/13/16 vs. NYI
GOAL	10/17/16 vs. SJS (Jones)
ASSIST	10/26/16 vs. BOS

## CAREER SHOOTOUTS

GOALS	SHOTS	SHOT%	GDG
1	3	33.3	1



# MIKA ZIBANEJAD

CENTER

93

HEIGHT 6'2" WEIGHT 227 SHOOTS RIGHT BORN APR 18, 1993 BIRTHPLACE HUDDINGE, SWEDEN

**CAREER HIGHLIGHTS: 2016-17:** Established career-highs in faceoff win percentage (52.0%; 494-for-950), assists per game (0.41), and points per game (0.66), and tied career-highs in power play goals (four) and plus/minus rating (plus-nine) ... Recorded a point in 28 of the 56 games he played (14 goals, 23 assists); the Rangers posted a 33-17-6 record when he was in the lineup ... Tallied nine points (two goals, seven assists) in the first 10 games of the season ... Registered two assists, including his first assist/point as a Ranger, while making his Rangers debut on Oct. 13 vs. NYI ... Recorded two points (one goal, one assist), including his first goal as a Ranger, and won 15 of 22 faceoffs (68.2%) on Oct. 15 at STL ... Tallied a goal and won 17 of 24 faceoffs (70.8%) while skating in his 300th career NHL game on Nov. 20 vs. FLA ... Registered two goals and recorded seven shots on goal on Jan. 17 vs. DAL ... Recorded his 100th career NHL assist on Feb. 5 vs. CGY ... Registered the deciding goal in either overtime or the shootout in three games over a seven-game span from Feb. 23 at TOR to Mar. 6 at TBL, and in two consecutive games on Feb. 23 at TOR and Feb. 25 at NJD ... Recorded the game-deciding goal in the shootout and led all skaters with 13 faceoff wins (13-for-16; 81.3%) on Feb. 23 at TOR ... Tallied two points (one goal, one assist), including his first career NHL overtime goal, and tied a single-game career-high with a plus-three rating on Feb. 25 at NJD ... Registered the game-winning goal in overtime on Mar. 6 at TBL ... Established playoff career-highs in games played (12), goals (two), assists (seven), points (nine), and plus/minus rating (plus-four) ... Tied for the NHL lead in shorthanded assists (one), tied for second in shorthanded points (one), and tied for third in overtime goals (one) in the playoffs ... Led the Rangers in assists, points, and overtime goals, tied for the team lead in game-winning goals (one), faceoff wins (102), and shorthanded assists, ranked second in shots on goal (34), tied for second in shorthanded points and power play assists (one), and tied for third in plus/minus rating in the playoffs ... Tied a single-game playoff career-high with two points (one goal, one as-



sist), registered his first career NHL playoff overtime goal, which was also his first career NHL playoff game-winning goal, and posted a plus-two rating in Game 5 of the First Round at MTL on Apr. 20 ... Tallied five points (one goal, four assists) in the Second Round against OTT ... Tied single-game playoff career-highs with two assists and two points and won 16 of 27 faceoffs (59.3%), while skating in a single-game playoff career-high 25:46 of ice time in Game 2 at OTT on Apr. 29 ... Tied a single-game playoff career-high with two points (one goal, one assist) in Game 6 vs. OTT on May 9. **2015-16:** Established career-highs in games played (81), goals (21), assists (30), points (51), game-winning goals (seven), shots on goal (184), average ice time (17:45), shorthanded goals (two), and shorthanded points (two) ... Was one of 11 NHL centers who logged at least 1,000 even strength minutes of ice time, 200 power play minutes of ice time, and 100 shorthanded minutes of ice time ... Tied for fifth in the NHL in shootout goals (four; 4-for-9) and game-deciding goals (two) ... Led Ottawa in game-winning goals, faceoff wins (659), and faceoffs taken (1,306), ranked third in shorthanded goals (two), tied for fourth in assists, and ranked fifth in points and power play points (11) ... Tallied at least 20 goals and 40 points for the second consecutive season; was one of six players 22 years old or younger who tallied 20 or more goals in both 2014-15 and 2015-16 ... Registered at least one point in 40 of 81 games ... Established a career-high with a five-game assist streak from Nov. 5 vs. WPG to Nov. 14 vs. NYR (five assists) ... Recorded his first career NHL hat trick on Feb. 27 at CGY; posted a natural hat trick in the third period, tallying three goals in a span of 2:38 ... Registered a five-game point streak from Mar. 12 vs. TOR to Mar. 22 vs. WSH. **2014-15:** Established career-highs in game-deciding goals (five), power play goals (four), power play assists (10), power play points (14), and hits (149) ... Tied for ninth in the NHL – and led Ottawa – in game-deciding goals ... Tied for third on the Senators in power play assists and power play points, ranked fifth in goals (20) and assists (26), ranked sixth in points (46) and hits, and



tied for sixth in power play goals ... Established a single-game career-high with four points (two goals, two assists) and posted a plus-three rating on Dec. 7 vs. VAN ... Posted a career-high seven-game point streak from Feb. 25 at ANA to Mar. 8 vs. CGY (three goals, four assists) ... Tied for the team lead in points (four), power play assists (two), and power play points (three), and tied for second on the Senators in assists (three) in the playoffs ... Tied a single-game playoff career-high with two points (one goal, one assist) in Game I of the First Round at MTL on Apr. 15 ... Tied single-game playoff career-highs with two assists and two points in Game 5 at MTL on Apr. 24. **2013-14:** Ranked third on the Senators in shootout goals (three), and tied for the team lead (min. two shootout attempts) in shootout shooting percentage (50.0; 3-for-6) ... Established a career-high with a three-game goal streak from Nov. 27 at WSH to Dec. 1 vs. DET ... Skated in his 100th career NHL game on Feb. 8 at BOS. **2012-13:** Established a career-high in plus/minus rating (plus-nine) ... Tied for the team lead – and tied for sixth among NHL rookies in plus/minus rating ... Registered his first career NHL goal on Jan. 30 vs. MTL ... Recorded four points (one goal, three assists) in 10 playoff games ... Registered two assists, including his first career NHL playoff assist/point, while making his NHL playoff debut in Game I of the Eastern Conference Quarterfinals at MTL on May 2 ... Tallied his first career NHL playoff goal in Game 4 vs. MTL on May 7. **2011-12:** Recorded his first career NHL assist/point while making his NHL debut on Oct. 7 at DET.

**AHL CAREER: 2013-14:** Tallied seven points (two goals, five assists) in six games with Binghamton. **2012-13:** Notched 11 points (four goals, seven assists) in 23 games with Binghamton ... Made his AHL debut on Oct. 13 vs. Wilkes-Barre/Scranton ... Recorded his first career AHL assist/point on Oct. 19 vs. Hershey ... Tallied his first career AHL goal on Nov. 16 vs. Adirondack.

**EUROPEAN CAREER: 2011-12:** Established SHL career-highs in assists (eight) and points (13), and tied SHL career-highs in goals (five) and games played (26) ... Tallied a point in 13 of the 26 games in which he played ... Posted a three-game point streak from Nov. 22 against Frolunda to Nov. 29 against MODO ... Recorded six points (four goals, two assists) in 10 games as part of Kvalserien, a round-robin tournament ... Skated in one game in SuperElit. **2010-11:** Established SHL career-highs in games played (26) and goals (five) ... Recorded nine points (five goals, four assists), which was the most

by a player 18 years old or younger in the SHL during the season ... Made his SHL debut on Dec. 4 against Timrå ... Recorded two points (one goal, one assist) in seven SHL playoff games ... Established SuperElit career-highs in games played (27), goals (12), assists (nine), and points (21) ... Tallied three points (one goal, two assists) in three playoff games in SuperElit and earned a bronze medal with Djurgårdens U20 ... Notched five points (three goals, two assists) in two contests with Djurgårdens UI8. **2009-10:** Tallied four points (two goals, two assists) in 14 SuperElit games ... Recorded 36 points (14 goals, 22 assists) in 28 games with Djurgårdens UI8 ... Registered nine points (five goals, four assists) in five playoff games while helping Djurgårdens UI8 earn a silver medal. **2008-09:** Recorded four points (two goals, two assists) in 11 games with AIK UI8.

**INTERNATIONAL CAREER: 2012:** Registered five points (four goals, one assist) and posted a plus-three rating in six games while helping Sweden earn a gold medal at the 2012 IIHF World Junior Championship ... Tied for second on the team in goals during the tournament ... Tallied the "Golden Goal", scoring the game-winning goal in overtime of the gold medal game against Russia on Jan. 5. **2011:** Recorded eight points (four goals, four assists) and a plus-eight rating in six games while helping Sweden earn a silver medal at the 2011 IIHF UI8 World Championship ... Tied for the team lead in points during the tournament. **2010:** Recorded nine points (five goals, four assists) while helping Sweden earn a bronze medal at the 2010 UI7 World Hockey Challenge ... Tied for first among all skaters in goals during the tournament.

**BACKGROUND:** Nickname is "Miks" ... One of his greatest passions is creating music, something he has been doing since he was 18 years old ... Watching the TV show "Friends" helped him learn English ... His first job was working at Stadium, a sports equipment store ... Wears jersey No. 93 for his birth year (1993) ... Played soccer and tennis growing up in addition to hockey, and he would be pursuing a career in either sport if he was not playing hockey ... Collects hats and Manchester United soccer jerseys ... Single.

**CAREER TRANSACTIONS: June 24, 2011** – Selected by Ottawa in the first round, sixth overall, of the 2011 NHL Entry Draft. **July 18, 2016** – Acquired by the Rangers, along with a second round pick in the 2018 NHL Entry Draft, in exchange for Derick Brassard and a seventh round pick in the 2018 NHL Entry Draft.

# CAREER STATISTICS

SEASON	TEAM	LEAGUE	REGULAR SEASON					PLAYOFFS				
			GP	G	A	PTS	PIM	GP	G	A	PTS	PIM
2008-09	AIK U18	SWE-U18	11	2	2	4	2	-	-	-	-	-
2009-10	Djurgardens U20	SuperElit	14	2	2	4	4	-	-	-	-	-
	Djurgardens U18	SWE-U18	28	14	22	36	18	5	5	4	9	4
2010-11	Djurgardens	SHL	26	5	4	9	2	7	1	1	2	2
	Djurgardens U20	SuperElit	27	12	9	21	12	3	1	2	3	0
	Djurgardens U18	SWE-U18	2	3	2	5	2	-	-	-	-	-
	Sweden	WJ18	6	4	4	8	2	-	-	-	-	-
2011-12	Senators	NHL	9	0	1	1	2	-	-	-	-	-
	Djurgardens	SHL	26	5	8	13	4	-	-	-	-	-
	Djurgardens	Kvalserien	10	4	2	6	2	-	-	-	-	-
	Djurgardens U20	SuperElit	1	0	0	0	2	-	-	-	-	-
	Sweden	WJC	6	4	1	5	2	-	-	-	-	-
2012-13	Senators	NHL	42	7	13	20	6	10	1	3	4	0
	Binghamton	AHL	23	4	7	11	10	-	-	-	-	-
2013-14	Senators	NHL	69	16	17	33	18	-	-	-	-	-
	Binghamton	AHL	6	2	5	7	2	-	-	-	-	-
2014-15	Senators	NHL	80	20	26	46	20	6	1	3	4	0
2015-16	Senators	NHL	81	21	30	51	18	-	-	-	-	-
2016-17	RANGERS	NHL	56	14	23	37	16	12	2	7	9	0
NHL TOTALS			337	78	110	188	80	28	4	13	17	0
NYR TOTALS			56	14	23	37	16	12	2	7	9	0

## STATISTICAL BREAKDOWN

SEASON	PPG	SHG	GWG	+/-	S	S%	TF	F%	H	BS	MIN
2011-12	0	0	0	-3	12	0.0	50	44.0	15	5	12:54
2012-13	3	0	0	9	90	7.8	343	46.4	82	19	13:33
2013-14	3	0	0	-15	153	10.5	397	46.1	118	28	14:19
2014-15	4	0	0	E	150	13.3	1,261	48.8	149	26	16:26
2015-16	2	2	7	-2	184	11.4	1,306	50.5	111	43	17:45
2016-17	4	0	2	9	119	11.8	950	52.0	23	27	17:04
TOTALS	16	2	9	-2	708	11.0	4,307	49.5	498	148	15:58

## SCORING VS. NHL

TEAM	GP	G	A	PTS
ANA	7	3	4	7
ARI	5	1	3	4
BOS	21	6	4	10
BUF	16	1	10	11
CGY	8	3	4	7
CAR	15	5	6	11
CHI	5	2	0	2
COL	8	2	1	3
CBJ	14	2	5	7
DAL	7	3	0	3
DET	17	2	4	6
EDM	7	0	3	3
FLA	15	3	3	6
LAK	7	3	5	8
MIN	8	3	2	5
MTL	19	5	2	7
NSH	7	0	3	3
NJD	12	3	5	8
NYI	15	3	7	10
NYR	12	3	5	8
OTT	1	1	0	1
PHI	15	3	0	3
PIT	11	2	4	6
SJS	7	2	2	4
STL	7	2	6	8
TBL	18	1	3	4
TOR	19	5	5	10
VAN	8	4	5	9
VGK	-	-	-	-
WSH	16	4	4	8
WPG	10	1	5	6
TOTALS	337	78	110	188

## CAREER HIGHLIGHTS

CAREER HIGHS (LAST TIME)	
GOALS	3, 2/27/16 at CGY
ASSISTS	2 (14x), 4/9/17 vs. PIT
POINTS	4, 12/7/14 vs. VAN (2G-2A)
PIM	4 (2x), 10/22/16 at WSH
SHOTS	8 (2x), 3/21/17 at NJD
GOAL STREAK	3 (3x), 1/21/15 - 1/29/15 (3)
ASSIST STREAK	5, 11/5/15 - 11/14/15 (5)
POINT STREAK	7, 2/25/15 - 3/8/15 (3G-4A)

## NHL FIRSTS


GAME	10/7/11 at DET
GOAL	1/30/13 vs. MTL (Budaj)
ASSIST	10/7/11 at DET

## CAREER SHOOTOUTS

GOALS	SHOTS	SHOT%	GDG
14	32	43.8	6

## CAREER HAT TRICKS (1)

DATE	OPPONENT	GOALTENDER
2/27/16	at CGY	Ortjo



## MATS ZUCCARELLO

**36****RIGHT WING****HEIGHT 5'8" WEIGHT 179 SHOOTS LEFT BORN SEP 1, 1987 BIRTHPLACE OSLO, NORWAY**

**CAREER HIGHLIGHTS: 2016-17:** Established career-highs in assists (44), even strength assists (35), even strength points (45), takeaways (70), and shots on goal (189) ... Ranked seventh in the NHL in takeaways and tied for seventh in the NHL in even strength assists ... Tied for fifth in the NHL in shootout goals (four) ... Led the Rangers in assists, points (59), even strength assists, takeaways, and shootout goals, and tied for the team lead in even strength points ... Received the Steven McDonald Extra Effort Award, which is presented annually to the Ranger who, as chosen by the fans, "goes above and beyond the call of duty"; became the third Ranger to receive the award at least three times, (Graves – five times; Callahan – four times) and the fifth Ranger to win the award in back-to-back years (Graves, Callahan, Messier, and McCarthy) ... Tied single-game career-highs with three points (one goal, two assists) and a plus-four rating on Oct. 17 vs. SJS ... Tied a single-game career-high with three points (one goal, two assists) and posted a plus-three rating on Nov. 15 at VAN ... Registered 14 points (one goal, 13 assists) in 15 games in December; ranked third in the NHL in assists during the month ... Tallied a point in 13 games over a 15-game span from Dec. 18 vs. NJD to Jan. 23 vs. LAK (one goal, 17 assists); led the NHL in assists during the stretch ... Posted a six-game assist/point streak from Dec. 18 vs. NJD to Dec. 31 at COL (nine assists over the span); the six-game assist streak was a career-high ... Tied single-game career-highs with three assists and three points on Dec. 23 vs. MIN ... Posted a six-game point streak from Jan. 13 vs. TOR to Jan. 23 vs. LAK (one goal, seven assists), including a five-game assist streak from Jan. 13 vs. TOR to Jan. 22 at DET ... Notched an assist and established a single-game career-high with nine shots on goal on Jan. 13 vs. TOR ... Tied single-game career-highs with three assists and three points on Jan. 17 vs. DAL ... Recorded his 40th point of the season, which was the game-winning goal, on Feb. 7 vs. ANA; tallied at least 40 points for the fourth consecutive season ... Tallied his 30th assist of the season and posted a plus-one rating in 18:56 of ice time on



Feb. 9 vs. NSH; became the first Ranger to register 30 or more assists in at least four consecutive seasons since Leetch (11 straight from 1988-89 – 1998-99), and the first Rangers forward to accomplish the feat since Messier (six straight from 1991-92 – 1996-97) ... Registered a point in eight games over a nine-game span from Mar. 12 at DET to Mar. 18 at MIN (three goals, seven assists), and posted two separate, four-game point streaks during the stretch ... Tallied two goals in 21:26 of ice time on Mar. 17 vs. FLA; reached the 50-point plateau for the second consecutive season and for the third time in the last four seasons ... Registered his 40th assist of the season on Mar. 26 at ANA, tying his career-high; became the fifth Ranger since 2005-06 to record at least 40 assists in two different seasons (Jagr, Nylander, Straka, Gomez) ... Tallied his 41st assist of the season on Mar. 28 at SJS, establishing a career-high ... Tied single-game career-highs with three assists and three points on Apr. 2 vs. PHI; became the first Ranger to register 44 assists in one season since Gaborik in 2009-10, as well as the fifth Ranger to tally at least 35 even strength assists in a season over the last 20 seasons (since 1996-97), along with Gretzky, Leetch, Jagr, and Nylander ... Tied for the team lead in goals (four) and takeaways (10), ranked second in power play points (two), tied for second in points (seven) and power play assists (one), ranked fourth in average ice time (20:32), and tied for sixth in assists (three) in the playoffs ... Registered three goals in the First Round against MTL; led all skaters in goals in the series ... Posted the first multi-goal game of his NHL career in the playoffs by recording two goals, including the game-winning goal, in Game 6 vs. MTL on Apr. 22; became the first Ranger to tally two goals in a game which the Rangers closed out a playoff series since Messier in Game 5 of the Eastern Conference Quarterfinals against FLA in 1997 ... Recorded two points (one goal, one assist) in Game 3 of the Second Round vs. OTT on May 2. **2015-16:** Established career-highs in games played (81), goals (26), points (61), power play goals (seven), and power play points (18) ...





Led the Rangers in points, primary assists (27), even strength assists (24), even strength points (43), shootout goals (three), and game-deciding goals (two), ranked second in goals, assists (35), power play goals, and takeaways (59), tied for second in even strength goals (19), ranked third in power play assists (11) and power play points, and tied for fourth in game-winning goals (four) ... Was named a finalist for the Bill Masterton Memorial Trophy, which is awarded annually to the NHL player who "best exemplifies the qualities of perseverance, sportsmanship, and dedication to hockey" ... Received the Steven McDonald Extra Effort Award for being the Ranger, as voted by the fans, who goes above and beyond the call of duty; received the award for the second time in his career ... Registered his first career NHL hat trick on Oct. 30 vs. TOR ... Recorded his 100th career NHL assist on Nov. 3 vs. WSH; became the first Norwegian-born player in NHL history to tally 100 career assists ... Selected as the NHL's Second Star of the Week for the week ending on Nov. 15; led the NHL in assists (five) and ranked second in points (seven) during the week ... Tied a single-game career-high with three points (one goal, two assists) on Nov. 21 at FLA ... Tied a single-game career-high with three points (one goal, two assists) and tallied his 20th goal of the season on Feb. 18 at TOR; reached the 20-goal plateau for the first time in his career and became the first Norwegian-born player to register 20 goals in one season in NHL history ... Recorded his 200th career NHL point on Mar. 31 at CAR ... Led the Rangers in game-winning goals (one), ranked third in shots on goal (12), and tied for fourth in goals (one) and points (two) in the playoffs ... Registered his first career NHL playoff game-winning goal in Game 2 of the First Round at PIT on Apr. 16. **2014-15:** Established a career-high in plus/minus rating (plus-17) ... Ranked second on the Rangers in takeaways (60), ranked third in assists (34), ranked fifth in points (49), and tied for fifth in game-winning goals (three) and power play assists (six) ... Tied a single-game career-high with three points (one goal, two assists), registered the game-winning goal, and posted a plus-three rating on Oct. 27 vs. MIN; registered three points in one period for the first time in his career; tallied his 31st career NHL goal and became the leader in career goals by a Norwegian-born player in league history ... Notched an assist on Dec. 29 at DAL; recorded his 112th career NHL point to become the leader in career points by a Norwegian-born player in league history ... Established a career-high with a seven-game point streak from Jan. 31 vs. CAR to Feb. 12 at COL (four goals, five assists) ... Recorded an assist on

Feb. 4 vs. BOS; tallied his 82nd career NHL assist to become the leader in career assists by a Norwegian-born player in league history ... Was tied for second in the NHL in power play assists (two) in the playoffs at the time of his injury on Apr. 24 ... Led the Rangers in power play assists and tied for the team lead in power play points (two) at the time of his injury ... Led all skaters in power play assists (two) and tied for first among all skaters in power play points (two) in the First Round against PIT ... Notched an assist on the game-winning goal in Game 1 vs. PIT on Apr. 16. **2013-14:** Established career-highs in power play assists (13) and game-winning goals (four) ... Led the Rangers in points (59) and shootout attempts (seven), tied for first in assists (40) and shootout goals (three), tied for second in power play assists, ranked third in goals (19), tied for third in game-winning goals and plus/minus rating (plus-11), and ranked fourth in power play points (17) ... Received the Steven McDonald Extra Effort Award, as voted by the fans, for being the Ranger who goes above and beyond the call of duty; became the third European-born player to win the award, joining Erixon (1987-88; 1990-91) and Lundqvist (2005-06) ... Registered a point in 42 of 70 games from Oct. 26 at DET to the end of the season, tallying 59 points (19 goals, 40 assists) during the stretch ... Tied a single-game career-high with three assists/points on Nov. 2 vs. CAR ... Posted a six-game point streak on two occasions – from Jan. 26 at NJD to Feb. 7 at PIT (two goals, six assists), and from Mar. 30 at EDM to Apr. 10 vs. BUF (four goals, five assists over the span) ... Registered a five-game assist streak from Jan. 29 at NYI to Feb. 7 at PIT ... Tallied 24 points (six goals, 18 assists) in his final 25 regular season games ... Tied a single-game career-high with three points (two goals, one assist) and registered his first career NHL short-handed goal on Mar. 30 at EDM ... Recorded his 54th point of the season with an assist on Apr. 1 at VAN, passing Espen Knutsen for the most points by a Norwegian-born player in one season in NHL history ... Established playoff career-highs in games played (25), goals (five), assists (eight), points (13), plus-minus rating (plus-seven), shots on goal (54), and average ice time (17:40), and tied playoff career-highs in power play assists (three) and power play points (three) ... Tied for second on the team – and tied for eighth in the NHL – in plus/minus rating in the playoffs ... Tied for third on the team in assists, tied for fourth in goals, points, and power play assists, ranked fifth on the team in shots on goal and hits, and tied for second among NHL forwards in blocked shots in the playoffs ... Established single-game playoff

career-highs with three assists/points, and tied a single-game playoff career-high with a plus-two rating in Game 5 at PIT on May 9 ... Tied single-game playoff career-highs with three points (one goal, two assists) and a plus-two rating in Game 1 of the Eastern Conference Final at MTL on May 17. **2012-13:** Tied for fifth on the Rangers in plus/minus rating (plus-10) ... Established playoff career-highs in power play assists (three) and power play points (three) ... Led the team in power play assists in the playoffs ... Registered his first career NHL playoff goal, recorded five shots on goal, and established a single-game playoff career-high with a plus-two rating in Game 7 at WSH on May 13. **2011-12:** Tallied his first career NHL power play goal, which was the game-winning goal, on Mar. 19 vs. NJD. **2010-11:** Led the Rangers in shootout attempts (nine), tied for the team lead in power play assists (nine) shootout goals (five), and game-deciding goals (three), and ranked second in shootout percentage (55.6%) ... Tied for second in the NHL in game-deciding goals and tied for fifth in shootout goals ... Tied for fifth on the team with 13 assists at home ... Notched his first NHL goal, the overtime game-winner, on Jan. 5 vs. CAR ... Tallied a shootout goal while making his NHL debut on Dec. 23 vs. TBL.

**AHL CAREER: 2011-12:** Established AHL career-highs in games played (37), assists (24), points (36), plus/minus rating (plus-five), and power play goals (five)... Registered two points (one goal, one assist) and posted a plus-two rating while representing the Eastern Conference at the 2012 AHL All-Star Game on Jan. 30. **2010-11:** Established AHL career-highs in goals (13) and shots on goal (107).

**EUROPEAN CAREER: 2012-13:** Tied for fifth on Magnitogorsk in goals (11), and ranked sixth in assists (17) and points (28). **2009-10:** Led the Swedish Hockey League (SHL) in scoring and captured the Guldhjälmen award as the league's Most Valuable Player ... Established SHL career-highs in games played (55), goals (23), assists (41), points (64) and penalty minutes (62). **2008-09:** Established an SHL career-high in plus/minus rating (plus-10). **2007-08:** Named Norwegian Player of the Year after tallying 64 points (24 goals and 40 assists) in 33 games with Frisk Asker. **2006-07:** Ranked second in GET-ligen in goals (34) and tied for third in points (59). **2005-06:** Split season between Frisk Asker (GET-ligen) and Frisk Asker (UI9). **2004-05:** Made his GET-ligen debut.

**INTERNATIONAL CAREER: 2016:** Registered four points (one goal, three assists) and a plus-two rating in six games while helping Team

Europe finish as the runner-up at the 2016 World Cup of Hockey ... Tied for fifth among all tournament skaters in assists and points, and tied for first on Team Europe in points and plus/minus rating ... Tallied five points (two goals, three assists) and posted a plus-two rating in three games to help Norway qualify for the 2018 Winter Olympics ... Registered three points (one goal, two assists) in seven games while representing Norway at the 2016 IIHF World Championship. **2014:** Represented Norway at the 2014 Winter Olympics in Sochi, Russia ... Skated in three games and led all forwards on the team in average ice time (22:25). **2010:** Represented Norway at the 2010 Winter Olympics in Vancouver, Canada, ranking third on the team in scoring with three points (one goal, two assists) in four contests ... Represented Norway at the 2010 IIHF World Championship in Germany. **2009:** Led Norway with three goals in six games at the 2009 IIHF World Championship in Switzerland. **2008:** Skated for Norway at the 2008 IIHF World Championship. **2007:** Tied for sixth in scoring at the 2007 IIHF Division I World Junior Championship with seven points (two goals, five assists) in five games. **2006:** Tied for the team lead in assists (two) at the 2006 IIHF World Junior Championship. **2005:** Tied for seventh among all skaters with five points (two goals, three assists) in five games while helping Norway capture a gold medal at the 2005 World U18 Division I Championship in the Czech Republic. **2004:** Made his international debut with Team Norway at the 2004 IIHF World U18 Championship in Belarus.

**BACKGROUND:** Established The Zuccarello Foundation to assist and help grow Norwegian grassroots and youth hockey throughout the country ... Is an ambassador for Right To Play, which is an organization that helps educate and empower children living in disadvantaged communities ... Was an ambassador of the 2016 Winter Youth Olympic Games in Lillehammer, Norway ... Has hosted an All-Star hockey charity game in Norway each of the last four summers ... Is an avid golfer ... Enjoys spending time with his friends ... Lists Rihanna as his favorite musician ... His favorite movies are The Hangover and Gladiator ... His favorite sport other than hockey is soccer, and his favorite team is Manchester United ... Is a fan of the television show Gossip Girl and King of Queens ... His first job was as a lifeguard ... Single.

**CAREER TRANSACTIONS: May 26, 2010** - Signed by the Rangers as an undrafted free agent. **March 28, 2013** - Signed by the Rangers as a free agent.

# CAREER STATISTICS

SEASON	TEAM	LEAGUE	REGULAR SEASON					PLAYOFFS				
			GP	G	A	PTS	PIM	GP	G	A	PTS	PIM
2003-04	IF Frisk Asker UI8	Norway U-18	24	23	14	37	44	2	3	1	4	0
	IF Frisk Asker Jr.	Norway Jr.	20	7	14	21	14	3	0	2	2	0
	Norway	WJ18	6	0	2	2	8	-	-	-	-	-
2004-05	IF Frisk Asker UI8	Norway U-18	12	11	18	29	50	-	-	-	-	-
	IF Frisk Asker	Norway Jr.	27	19	17	36	16	5	3	3	6	6
	IF Frisk Asker	GET	1	0	0	0	0	-	-	-	-	-
2005-06	Norway	WJ18-B	5	2	3	5	6	-	-	-	-	-
	IF Frisk Asker	Norway Jr.	2	7	0	7	0	2	2	3	5	0
	IF Frisk Asker	GET	21	5	3	8	12	4	0	0	0	2
2006-07	Norway	WJC	6	0	2	2	4	-	-	-	-	-
	IF Frisk Asker	GET	43	34	25	59	36	7	4	4	8	2
	IF Frisk Asker	Norway Jr.	-	-	-	-	-	1	3	4	7	2
2007-08	Norway	WJC-B	5	2	5	7	2	-	-	-	-	-
	IF Frisk Asker	GET	33	24	40	64	48	15	12	15	27	24
	Norway	WC	7	1	0	1	2	-	-	-	-	-
2008-09	Modo	SHL	35	12	28	40	38	-	-	-	-	-
	Norway	Oly-Q	3	0	0	0	0	-	-	-	-	-
	Norway	WC	6	3	0	3	8	-	-	-	-	-
2009-10	Modo	SHL	55	23	41	64	62	-	-	-	-	-
	Norway	Olympics	4	1	2	3	4	-	-	-	-	-
	Norway	WC	6	3	1	4	6	-	-	-	-	-
2010-11	<b>RANGERS</b>	<b>NHL</b>	<b>42</b>	<b>6</b>	<b>17</b>	<b>23</b>	<b>4</b>	<b>1</b>	<b>0</b>	<b>0</b>	<b>0</b>	<b>2</b>
	Connecticut	AHL	36	13	16	29	16	2	1	1	2	4
2011-12	<b>RANGERS</b>	<b>NHL</b>	<b>10</b>	<b>2</b>	<b>1</b>	<b>3</b>	<b>6</b>	-	-	-	-	-
	Connecticut	AHL	37	12	24	36	22	-	-	-	-	-
2012-13	<b>RANGERS</b>	<b>NHL</b>	<b>15</b>	<b>3</b>	<b>5</b>	<b>8</b>	<b>8</b>	<b>12</b>	<b>1</b>	<b>6</b>	<b>7</b>	<b>4</b>
	Magnitogorsk	KHL	44	11	17	28	30	-	-	-	-	-
2013-14	<b>RANGERS</b>	<b>NHL</b>	<b>77</b>	<b>19</b>	<b>40</b>	<b>59</b>	<b>32</b>	<b>25</b>	<b>5</b>	<b>8</b>	<b>13</b>	<b>20</b>
	Norway	Olympics	3	0	0	0	2	-	-	-	-	-
2014-15	<b>RANGERS</b>	<b>NHL</b>	<b>78</b>	<b>15</b>	<b>34</b>	<b>49</b>	<b>45</b>	<b>5</b>	<b>0</b>	<b>2</b>	<b>2</b>	<b>0</b>
2015-16	<b>RANGERS</b>	<b>NHL</b>	<b>81</b>	<b>26</b>	<b>35</b>	<b>61</b>	<b>34</b>	<b>5</b>	<b>1</b>	<b>1</b>	<b>2</b>	<b>4</b>
	Norway	WC	7	1	2	3	4	-	-	-	-	-
2016-17	<b>RANGERS</b>	<b>NHL</b>	<b>80</b>	<b>15</b>	<b>44</b>	<b>59</b>	<b>26</b>	<b>12</b>	<b>4</b>	<b>3</b>	<b>7</b>	<b>16</b>
	Europe	W-Cup	6	1	3	4	4	-	-	-	-	-
	Norway	Oly-Q	3	2	3	5	0	-	-	-	-	-
<b>NHL/NYR TOTALS</b>			<b>383</b>	<b>86</b>	<b>176</b>	<b>262</b>	<b>155</b>	<b>60</b>	<b>11</b>	<b>20</b>	<b>31</b>	<b>46</b>

## STATISTICAL BREAKDOWN

SEASON	PPG	SHG	GWG	+/-	S	S%	TF	F%	H	BS	MIN
2010-11	0	0	2	3	74	8.1	15	53.3	56	19	14:10
2011-12	1	0	1	E	10	20.0	0	0.0	8	3	10:02
2012-13	0	0	0	10	27	11.1	4	0.0	27	15	16:25
2013-14	4	1	4	11	170	11.2	8	37.5	116	41	17:08
2014-15	0	0	3	17	154	9.7	37	43.2	120	42	17:15
2015-16	7	0	4	2	166	15.7	11	45.5	88	69	18:28
2016-17	5	0	3	15	189	7.9	13	46.2	85	52	18:49
<b>TOTALS</b>	<b>17</b>	<b>1</b>	<b>17</b>	<b>58</b>	<b>790</b>	<b>10.9</b>	<b>88</b>	<b>43.2</b>	<b>500</b>	<b>241</b>	<b>17:15</b>

## SCORING VS. NHL

TEAM	GP	G	A	PTS
ANA	10	3	4	7
ARI	8	0	5	5
BOS	11	1	3	4
BUF	15	5	7	12
CGY	8	1	1	2
CAR	23	5	17	22
CHI	7	1	1	2
COL	9	2	7	9
CBJ	17	4	4	8
DAL	9	1	6	7
DET	13	2	5	7
EDM	8	4	5	9
FLA	17	9	10	19
LAK	10	3	3	6
MIN	9	2	8	10
MTL	17	1	5	6
NSH	8	0	6	6
NJD	23	4	10	14
NYI	24	2	9	11
NYR	-	-	-	-
OTT	12	5	4	9
PHI	19	3	10	13
PIT	23	3	12	15
SJS	9	2	4	6
STL	8	2	3	5
TBL	15	3	5	8
TOR	13	9	7	16
VAN	9	4	5	9
VGK	-	-	-	-
WSH	18	1	8	9
WPG	11	4	2	6
<b>TOTALS</b>	<b>383</b>	<b>86</b>	<b>176</b>	<b>262</b>

## CAREER HIGHLIGHTS

CAREER HIGHS (LAST TIME)	
<b>GOALS</b>	3, 10/30/15 vs. TOR
<b>ASSISTS</b>	3 (5x), 4/2/17 vs. PHI
<b>POINTS</b>	3 (16x), 4/2/17 vs. PHI (3A)
<b>PIM</b>	9, 10/9/14 at STL
<b>SHOTS</b>	9, 1/13/17 vs. TOR
<b>GOAL STREAK</b>	3 (2x), 12/11/15 - 12/15/15 (3)
<b>ASSIST STREAK</b>	6, 12/18/16 - 12/31/16 (9)
<b>POINT STREAK</b>	7, 1/31/15 - 2/12/15 (4G-5A)

## NHL FIRSTS

<b>GAME</b>	12/23/10 vs. TBL
<b>GOAL</b>	1/5/11 vs. CAR (Ward)
<b>ASSIST</b>	12/27/10 vs. NYI

## CAREER SHOOTOUTS

GOALS	SHOTS	SHOT%	GDG
19	38	50.0	8

## CAREER HAT TRICKS (1)

DATE	OPPONENT	GOALTENDER
10/30/15	TOR	Bernier (2), Empty Net (1)

## GIVING AN EXTRA EFFORT

Zuccarello has been named the winner of the Steven McDonald Extra Effort Award three times in his career (2013-14, 2015-16, and 2016-17). Zuccarello is one of three Rangers who have won the award at least three times (along with Adam Graves and Ryan Callahan), and he is also one of five Rangers who have won the award in back-to-back years (along with Graves, Callahan, Mark Messier, and Sandy McCarthy).





# ALEXEI BEREGLAZOV

DEFENSEMAN

HEIGHT 6'4" WEIGHT 212 SHOOTS LEFT BORN APR 20, 1994 BIRTHPLACE MAGNITOGORSK, RUSSIA

**EUROPEAN CAREER: 2016-17:** Established KHL career-highs in games played (60), assists (18), points (19), plus/minus rating (plus-nine), and average ice time (19:27) ... Led KHL defensemen younger than 24 years old in assists and tied for first among KHL defensemen younger than 24 years old in points ... Led Metallurg in blocked shots (68) ... Ranked second among team defensemen in shots on goal (11), tied for second among team defensemen in assists, ranked third among team defensemen in points, and ranked fourth among team defensemen in average ice time and plus/minus rating ... Skated in 13 playoff games with Metallurg, registering six assists and a plus-six rating ... Tied a KHL playoff career-high in assists ... Tied for fifth among KHL defensemen in assists, tied for sixth among KHL defensemen in plus/minus rating, and tied for 10th among KHL defensemen in points in the playoffs ... Ranked fourth on Metallurg in average ice time (22:22), ranked fifth on the team in assists, and tied for fifth in plus/minus rating in the playoffs. **2015-16:** Established a KHL career-high in goals (three) ... Ranked third on Metallurg in blocked shots (46), and ranked fourth among team defensemen in goals and points (eight) ... Registered a goal and established a single-game KHL career-high with a plus-four rating on Nov. 30 against Neftekhimik ... Established single-game KHL career-highs with two assists and two points on Jan. 13 against Dinamo Minsk ... Established KHL playoff career-highs in games played (22), goals (two), assists (six), points (eight), and plus/minus rating (plus-nine) while helping Metallurg win the Gagarin Cup as KHL Champions ... Tied for seventh in the KHL in plus/minus rating in the playoffs ... Ranked third among KHL defensemen in plus/minus rating, ranked fourth among KHL defensemen in assists and points, and tied for ninth among KHL defensemen in goals in the playoffs ... Posted a plus-three rating in Game 7 of the Gagarin Cup Finals against CSKA to help Metallurg win the Gagarin Cup on Apr. 19. **2014-15:** Selected as the KHL Rookie of the Week for the week ending on Sept. 7 ... Tallied his first career KHL assist/point on Sept. 10 against Medvescak ... Notched an assist in two consecutive games on Sept. 25 against Amur and Sept. 27 against Metallurg Novokuznetsk ... Registered his first career KHL goal on Dec. 26 against Barys ... Skated in 10 playoff games with Metallurg ... Made his KHL playoff debut on Feb. 28 against Salavat Yulaev ... Skated in two games with Yuzhny Ural Orsk of the Supreme Hockey League (VHL), tallying one assist. **2013-14:** Split the season between Metallurg in the KHL, Yuzhny Ural Orsk in the VHL, and Stalnye Lisy Magnitogorsk of the Junior Hockey League (MHL) ... Skated in six KHL games with Metallurg ... Recorded one goal and posted a plus-two rating in 10 VHL games with Yuzhny Ural ... Notched three assists and posted a plus-six rating in eight MHL games with Stalnye Lisy ... Skated in four playoff games with Stalnye Lisy, recording three points (one goal, two assists) ... Established MHL playoff career-highs in games played, goals, assists, and points ... Participated in the 2013 Canada Russia Series; tallied two points (one goal, one assist) in five games. **2012-13:** Established MHL career-highs in games played (60), assists (14), points (16), and plus/minus rating (plus-15) ... Skated in three MHL playoff games. **2011-12:** Established an MHL career-high in goals (three) ... Made his MHL debut on Sept. 10 against Chaika ... Registered his first career MHL goal/point and posted a plus-three rating on Sept. 25 against Bars ... Tallied one assist and posted a plus-two rating in three MHL playoff contests.

**INTERNATIONAL CAREER: 2016-17:** Skated in 12 games with Russia as part of the 2016-17 European Hockey Tour (EHT), registering one goal and one assist for two points, along with a plus-three rating and 10 penalty minutes. **2015-16:** Tallied one assist in four games while representing Russia during the 2015-16 European Hockey Tour. **2014:** Tallied two assists and posted a plus-one rating in seven games while helping Russia earn a bronze medal at the 2014 IIHF World Junior Championship. **2012:** Recorded six assists and posted a plus-one rating in six games while representing Russia at the 2012 IIHF World U18 Championship ... Tied for third among all skaters – and led Russia – in assists in the tournament.

**CAREER TRANSACTIONS:** April 21, 2017 – Signed by the Rangers as an undrafted free agent.

SEASON	TEAM	LEAGUE	REGULAR SEASON					PLAYOFFS				
			GP	G	A	PTS	PIM	GP	G	A	PTS	PIM
2011-12	Stalnye Lisy	MHL	38	3	3	6	43	3	0	1	1	2
	Russia	WJ18	6	0	6	6	2	-	-	-	-	-
2012-13	Stalnye Lisy	MHL	60	2	14	16	40	3	0	0	0	0
2013-14	Metallurg	KHL	6	0	0	0	2	-	-	-	-	-
	Yuzhny Ural	VHL	10	1	0	1	2	-	-	-	-	-
	Stalnye Lisy	MHL	8	0	3	3	0	4	1	2	3	0
2014-15	Russia	WJC	7	0	2	2	2	-	-	-	-	-
	Metallurg	KHL	38	1	5	6	14	10	0	0	0	2
2015-16	Yuzhny Ural	VHL	2	0	1	1	0	-	-	-	-	-
	Metallurg	KHL	58	3	5	8	37	22	2	6	8	4
2016-17	Metallurg	KHL	60	1	18	19	20	13	0	6	6	2



# PAUL CAREY

## CENTER



HEIGHT **6'1"** WEIGHT **200** SHOOTS **LEFT** BORN **SEP 24, 1988** BIRTHPLACE **BOSTON, MA**

**NHL CAREER: 2016-17:** Skated in six regular season games and one playoff contest with Washington. **2015-16:** Tallied one goal over four games with Washington ... Registered his first career NHL goal on Feb. 6 at NJD. **2014-15:** Notched one assist and posted a plus-two rating in 10 games with Colorado ... Recorded his first career NHL assist/point and posted a plus-one rating on Feb. 16 vs. ARI. **2013-14:** Skated in 12 games with Colorado ... Made his NHL debut on Mar. 12 vs. CHI ... Made his NHL playoff debut in Game 1 of the First Round vs. MIN on Apr. 17.

**AHL CAREER: 2016-17:** Established AHL career-highs in goals (24), assists (31), points (55), plus/minus rating (plus-14), power play goals (eight), and game-winning goals (six) ... Led Hershey in points per game (1.00) and game-winning goals and tied for the team lead in goals ... Named the CCM/AHL Player of the Week for the week ending on Mar. 19 ... Established a single-game AHL career-high with four goals on Mar. 18 vs. Hartford ... Tallied two points (one goal, one assist) in four playoff contests. **2015-16:** Tied for fifth on Hershey in points per game (0.70; 31 points in 44 games). **2014-15:** Split the season between Lake Erie and Providence ... Established a single-game AHL career-high with four points (one goal, three assists) on Dec. 30 at Milwaukee ... Recorded one goal in four playoff games. **2013-14:** Tied for the team lead in game-winning goals (three). **2012-13:** Tied for the team lead in game-winning goals (four), ranked third on Lake Erie in power play goals (six), tied for third in games played (72) and goals (19), ranked fourth in points (41), and tied for fourth in assists (22) ... Registered his first career AHL goal/point on Oct. 13 vs. Oklahoma City. **2011-12:** Skated in two games with Lake Erie.


**COLLEGE CAREER: 2011-12:** Established collegiate career-highs in games played (44), goals (18), and points (30) ... Helped Boston College win the National Championship; also helped the team win the Hockey East Championship and the Hockey East Regular Season Championship ... Named to the NCAA All-Tournament Team. **2010-11:** Established collegiate career-highs in assists (13) and plus/minus rating (plus-17) ... Helped Boston College win the Hockey East Championship for the second consecutive season. **2009-10:** Helped Boston College win the National Championship; also helped Boston College win the Hockey East Championship. **2008-09:** Tallied nine points (five goals, four assists) in 24 games during his freshman year with Boston College.

**USHL CAREER: 2007-08:** Named to the USHL All-Rookie Team and the USHL Second All-Star Team ... Led the USHL in power play goals (16) ... Notched three points (one goal, two assists) in four playoff contests.

**HIGH SCHOOL CAREER: 2006-07:** Registered 27 points (16 goals, 11 assists) in 24 games with Salisbury School in Connecticut. **2005-06:** Tallied 25 points (14 goals, 11 assists) in 27 games with Salisbury School ... Helped Salisbury win the New England Prep School Division I championship.

**CAREER TRANSACTIONS: June 23, 2007** – Selected by Colorado in the fifth round, 135th overall, of the 2007 NHL Entry Draft. **March 2, 2015** – Acquired by Boston, along with Max Talbot, in exchange for Jordan Caron and a sixth round pick in the 2016 NHL Entry Draft (later traded). **July 8, 2015** – Signed by Washington as a free agent. **July 1, 2017** – Signed by the Rangers as a free agent.

SEASON	TEAM	LEAGUE	REGULAR SEASON					PLAYOFFS				
			GP	G	A	PTS	PIM	GP	G	A	PTS	PIM
2005-06	Salisbury School	HS-CT	27	14	11	25	18	-	-	-	-	-
2006-07	Salisbury School	HS-CT	24	16	11	27	16	-	-	-	-	-
2007-08	Indiana	USHL	60	34	32	66	32	4	1	2	3	2
2008-09	Boston College	NCAA	24	5	4	9	8	-	-	-	-	-
2009-10	Boston College	NCAA	41	9	12	21	29	-	-	-	-	-
2010-11	Boston College	NCAA	38	13	13	26	18	-	-	-	-	-
2011-12	Boston College	NCAA	44	18	12	30	30	-	-	-	-	-
	Lake Erie	AHL	2	0	0	0	2	-	-	-	-	-
2012-13	Lake Erie	AHL	72	19	22	41	29	-	-	-	-	-
2013-14	Avalanche	NHL	12	0	0	0	0	3	0	0	0	0
	Lake Erie	AHL	54	8	13	21	42	-	-	-	-	-
2014-15	Avalanche	NHL	10	0	1	1	0	-	-	-	-	-
	Lake Erie	AHL	43	13	14	27	16	-	-	-	-	-
	Providence	AHL	17	2	5	7	10	4	1	0	1	4
2015-16	Capitals	NHL	4	1	0	1	0	-	-	-	-	-
	Hershey	AHL	44	13	18	31	18	-	-	-	-	-
2016-17	Capitals	NHL	6	0	0	0	0	1	0	0	0	0
	Hershey	AHL	55	24	31	55	29	4	1	1	2	0
	<b>NHL TOTALS</b>		<b>32</b>	<b>1</b>	<b>1</b>	<b>2</b>	<b>0</b>	<b>4</b>	<b>0</b>	<b>0</b>	<b>0</b>	<b>0</b>



# DANIEL CATENACCI

## CENTER

HEIGHT 5'10" WEIGHT 193 SHOOTS LEFT BORN MAR 9, 1993 BIRTHPLACE RICHMOND HILL, ON

**NHL CAREER: 2015-16:** Skated in 11 games with Buffalo ... Recorded two shots on goal while making his NHL debut on Feb. 6 at BOS.

**AHL CAREER: 2016-17:** Split the season between Rochester and Hartford ... Registered two points (one goal, one assist) on Feb. 3 at Bridgeport ... Notched nine points (four goals, five assists) in 19 games with Hartford; registered a point in nine of 19 contests ... Tallied a goal and posted a plus-two rating while making his debut with the Wolf Pack on Mar. 1 vs. Springfield. **2015-16:** Established AHL career-highs in game-winning goals (four) and power play goals (four) ... Led Rochester in game-winning goals. **2014-15:** Established AHL career-highs in goals (15), assists (14), and points (29) ... Tied for the team lead in game-winning goals (three), tied for second in goals, and tied for sixth in points ... Tallied a point in seven games over an eight-game span from Mar. 27 vs. Hamilton to Apr. 10 vs. Toronto (five goals, four assists). **2013-14:** Established an AHL career-high in games played (76); was the only player on Rochester who skated in all 76 games ... Posted a three-game assist/point streak from Dec. 21 at Lake Erie to Jan. 4 at Hershey (three assists) ... Registered two points (one goal, one assist) in three games at the Spengler Cup ... Skated in two playoff games with Rochester. **2012-13:** Recorded three points (one goal, two assists) and posted a plus-three rating in two games with Rochester ... Tallied his first career AHL goal, assist, and point as part of a two-point effort (one goal, one assist) while making his AHL debut on Apr. 20 vs. Hamilton.

**JUNIOR CAREER: 2012-13:** Established OHL career-highs in goals (38), points (79), plus/minus rating (plus-31), power play goals (11), shorthanded goals (four), and game-winning goals (five) ... Tied for fourth in the OHL in shorthanded goals, tied for 10th in goals, tied for 13th in points, and tied for 14th in plus/minus rating ... Represented the OHL at the 2012 Canada Russia Series ... Established OHL playoff career-highs in games played (12), goals (three), assists (six), and points (nine). **2011-12:** Led Owen Sound in power play assists (16), ranked second in goals (33), assists (39), points (72), power play goals (10), and power play points (26), and ranked fifth in plus/minus rating (plus-11) ... Recorded four points (one goal, three assists) in five playoff contests. **2010-11:** Established OHL career-highs in games played (67) and assists (45) ... Participated in the Canadian Hockey League (CHL) Top Prospects Game ... Led Sault Ste. Marie in assists, points (71), shorthanded assists (four), and shorthanded points (five), and ranked second in goals (26). **2009-10:** Made his OHL debut on Sept. 18 vs. Ottawa ... Notched his first career OHL assist/point on Sept. 19 vs. Erie ... Tallied two points (one goal, one assist) in five playoff games.

**JUNIOR A CAREER: 2008-09:** Tallied one goal in one game with the Villanova Knights.

**MIDGET CAREER: 2008-09:** Recorded 87 points (42 goals, 45 assists) with the York Simcoe Express.

**INTERNATIONAL CAREER: 2011:** Recorded two assists in seven games at the 2011 IIHF World U18 Championship. **2010:** Registered four points (two goals, two assists) and a plus-six rating in five games while helping Canada earn a gold medal at the 2010 Ivan Hlinka Memorial Tournament ... Tallied five points (three goals, two assists) in six games while helping Canada-Ontario earn a silver medal at the 2010 World U17 Hockey Challenge.

**CAREER TRANSACTIONS: June 25, 2011** - Selected by Buffalo in the third round, 77th overall, of the 2011 NHL Entry Draft. **February 28, 2017** - Acquired by the Rangers in exchange for Mat Bodie.

SEASON	TEAM	LEAGUE	REGULAR SEASON						PLAYOFFS					
			GP	G	A	PTS	PIM		GP	G	A	PTS	PIM	
2008-09	York Simcoe Express	MINOR-ON	39	42	45	87	152		-	-	-	-	-	
	Villanova	ON-Jr. A	1	1	0	1	2		-	-	-	-	-	
2009-10	Sault Ste. Marie	OHL	65	10	20	30	68		5	1	1	2	6	
2010-11	Sault Ste. Marie	OHL	67	26	45	71	117		-	-	-	-	-	
	Canada	WJ18	7	0	2	2	22		-	-	-	-	-	
2011-12	Owen Sound	OHL	67	33	39	72	114		5	1	3	4	8	
2012-13	Owen Sound	OHL	67	38	41	79	115		12	3	6	9	32	
	Rochester	AHL	2	1	2	3	0		-	-	-	-	-	
2013-14	Rochester	AHL	76	10	10	20	32		2	0	0	0	0	
2014-15	Rochester	AHL	68	15	14	29	60		-	-	-	-	-	
2015-16	Sabres	NHL	11	0	0	0	0		-	-	-	-	-	
	Rochester	AHL	50	12	12	24	39		-	-	-	-	-	
2016-17	Rochester	AHL	50	5	8	13	44		-	-	-	-	-	
	Hartford	AHL	19	4	5	9	26		-	-	-	-	-	
NHL TOTALS			11	0	0	0	0		-	-	-	-	-	



# ADAM CHAPIE

RIGHT WING



HEIGHT **6'1"** WEIGHT **186** SHOOTS **RIGHT** BORN **JUL 6, 1991** BIRTHPLACE **OXFORD, MI**

**AHL CAREER: 2016-17:** Tallied four assists in 24 games with Hartford ... Recorded one shot on goal while making his AHL debut on Dec. 7 vs. Springfield ... Registered his first career AHL assist/point on Dec. 14 vs. Wilkes-Barre/Scranton ... Posted a plus-two rating on Dec. 21 at Syracuse ... Notched an assist in back-to-back games on Feb. 18 at Lehigh Valley and Feb. 19 vs. Springfield.

**ECHL CAREER: 2016-17:** Registered 12 points (four goals, eight assists) in 24 games with Greenville ... Made his ECHL debut on Oct. 14 at Florida ... Tallied two assists, including his first career ECHL assist/point, on Oct. 22 at South Carolina ... Recorded his first career ECHL goal on Nov. 23 at Toledo ... Posted a multi-point game in two consecutive contests on Nov. 27 at Wheeling (two assists) and Nov. 30 at Atlanta (two goals) ... Registered two assists in three playoff contests ... Tied for third on Greenville in assists in the playoffs ... Notched two assists, including his first career ECHL playoff assist/point, and posted a plus-two rating while making his ECHL playoff debut on Apr. 13 vs. South Carolina.


**COLLEGE CAREER: 2015-16:** Established collegiate career-highs in games played (39), goals (16), points (35), and plus/minus rating (plus-11), and tied his collegiate career-high in assists (19) ... Tied for the team lead in game-winning goals (three), ranked second on UMass-Lowell in goals and shots on goal (102), tied for second in power play goals (four), and ranked third in assists and points ... Tallied a point in 25 of 39 games ... Notched three points (one goal, two assists) on Oct. 31 at Minnesota-Duluth ... Registered a point in 10 games over an 11-game span from Nov. 7 at Vermont to Dec. 29 vs. Robert Morris (six goals, seven assists) ... Tallied two goals, including the game-winning goal, on Feb. 13 vs. Boston University. **2014-15:** Established a career-high in assists (19) ... Tied for the team lead in assists, ranked second in points (31), tied for second in shorthanded goals (two), and tied for third in goals (12) ... Notched a point in 22 of 36 games ... Recorded 24 points (nine goals, 15 assists) over the final 22 contests of the season ... Registered two goals, including the game-winning goal, on Jan. 16 at Maine ... Tallied a point in eight of the final nine games of the season, recording 12 points (three goals, nine assists) during the stretch ... Notched three assists, including an assist on the game-winning goal, on Feb. 27 vs. Vermont. **2013-14:** Led UMass-Lowell in game-winning goals (five) and power play goals (five), and ranked second in goals (12) and points (23) ... Helped the River Hawks win the Hockey East Championship ... Recorded two points (one goal, one assist), including his first career collegiate assist, on Nov. 1 vs. New Hampshire ... Tallied the game-winning goal in back-to-back games on Nov. 14 at Penn State and Nov. 15 at Penn State. **2012-13:** Helped UMass-Lowell finish the regular season with the best record in Hockey East and win the Hockey East Championship ... The River Hawks posted a 26-8-1 record in games which he was in the lineup ... Made his collegiate debut on Oct. 20 at Colorado College ... Recorded his first career collegiate goal/point on Jan. 5 at Clarkson.

**NAHL CAREER: 2011-12:** Established NAHL career-highs in games played (60), goals (31), assists (26), and points (57) ... Tied for seventh in the NAHL in goals ... Led New Mexico in goals, points, power play goals (nine), power play points (15), shorthanded goals (two), game-winning goals (four), and shots on goal (168), ranked second in assists, and tied for second in power play assists (six). **2010-11:** Led New Mexico in assists (19), shorthanded goals (two), shorthanded points (three), and shots on goal (140), tied for the team lead in points (34) and shorthanded assists (one), tied for second in game-winning goals (two), ranked third in goals (15), and tied for fourth in power play assists (three).

**MIDGET CAREER: 2009-10:** Registered 69 points (30 goals, 39 assists) in 48 games with the Cleveland Lumberjacks of the Cleveland Suburban Hockey League (CSHL) ... Tallied five assists in six playoff contests.

**CAREER TRANSACTIONS: April 1, 2016** – Signed by the Rangers as an undrafted free agent.

SEASON	TEAM	LEAGUE	REGULAR SEASON					PLAYOFFS				
			GP	G	A	PTS	PIM	GP	G	A	PTS	PIM
2009-10	Cleveland	CSHL	48	30	39	69	38	6	0	5	5	2
2010-11	New Mexico	NAHL	58	15	19	34	56	-	-	-	-	-
2011-12	New Mexico	NAHL	60	31	26	57	63	-	-	-	-	-
2012-13	UMass-Lowell	NCAA	35	6	0	6	12	-	-	-	-	-
2013-14	UMass-Lowell	NCAA	38	12	11	23	14	-	-	-	-	-
2014-15	UMass-Lowell	NCAA	36	12	19	31	22	-	-	-	-	-
2015-16	UMass-Lowell	NCAA	39	16	19	35	57	-	-	-	-	-
2016-17	Hartford	AHL	24	0	4	4	6	-	-	-	-	-
	Greenville	ECHL	24	4	8	12	16	3	0	2	2	4



# STEVEN FOGARTY

CENTER

HEIGHT **6'3"** WEIGHT **209** SHOOTS **RIGHT** BORN **APR 19, 1993** BIRTHPLACE **CHAMBERSBURG, PA**

**AHL CAREER: 2016-17:** Registered 20 points (seven goals, 13 assists) in 66 games with Hartford ... Led Hartford rookies in goals and ranked second among Hartford rookies in points ... Led the Wolf Pack in shootout-winning goals (two), and tied for the team lead in shootout goals (two) and shootout shooting percentage (66.7%; 2-for-3) ... Registered his first career AHL goal on Nov. 5 at Providence ... Recorded the shootout-winning goal twice in a three-game span (Nov. 16 vs. Springfield and Nov. 20 vs. Providence) ... Recorded two assists and posted a plus-two rating on Jan. 22 at Providence. **2015-16:** Tallied one assist in three games with Hartford after completing his collegiate season ... Registered his first career AHL assist/point while making his AHL debut on Apr. 1 vs. Hershey.

**COLLEGE CAREER: 2015-16:** Established collegiate career-highs in goals (10), assists (13), and points (23) in his senior season ... Served as the University of Notre Dame's captain for the second consecutive season ... Tied for fifth on Notre Dame in goals ... Tallied 15 points (six goals, nine assists) in 22 games against Hockey East opponents ... Registered his first career collegiate hat trick, tied a single-game collegiate career-high with four points (three goals, one assist), and recorded the game-winning goal in Notre Dame's season opener on Oct. 16 at Penn State ... Recorded eight points (two goals, six assists) in an eight-game span from Jan. 8 vs. Western Michigan to Jan. 23 at New Hampshire. **2014-15:** Established collegiate career-highs in power play goals (three) and plus/minus rating (plus-eight) ... Served as Notre Dame's captain in his junior year ... Tied for second on Notre Dame – and tied for first among team forwards – in plus/minus rating ... Tied for fourth on the team in power play goals, and ranked sixth in goals (nine) and assists (12). **2013-14:** Recorded a point in two consecutive games on Oct. 18 vs. Michigan Tech and Oct. 20 vs. Michigan Tech (one goal, one assist). **2012-13:** Helped Notre Dame win the Central Collegiate Hockey Association (CCHA) Championship ... Established collegiate career-highs in games played (41) and game-winning goals (two) ... Made his collegiate hockey debut on Oct. 12 vs. Maine ... Registered two goals, including his first career collegiate goal/point, and tallied his first career collegiate game-winning goal on Oct. 27 at Northern Michigan ... Notched his first career collegiate assist on Nov. 9 at Boston College.

**JUNIOR A CAREER: 2011-12:** Named to the British Columbia Hockey League (BCHL) All-Rookie Team and helped Penticton win the BCHL Championship ... Led the BCHL in game-winning goals (11), tied for the league lead in shorthanded points (six), tied for second in shorthanded goals (four), ranked ninth in points (82), and tied for 10th in goals (33) ... Tied for second on Penticton in game-winning goals (two) and tied for fifth in goals (four) in the playoffs ... Tallied five points (two goals, three assists) in five games to help Penticton win the Doyle Cup ... Registered three points (one goal, two assists) in six games with Penticton in the RBC Cup.

**USHL CAREER: 2010-11:** Registered two goals in six games with the Chicago Steel.


**HIGH SCHOOL CAREER: 2010-11:** Split the season between Edina High School in Minnesota and Team Southwest of the Upper Midwest High School Elite League (UMHSEL) ... Recorded 40 points (23 goals, 17 assists) in 24 games at Edina ... Tallied nine points (two goals, seven assists) in six playoff contests at Edina ... Registered 14 points (10 goals, four assists) in 19 games with Team Southwest and tallied seven points (two goals, five assists) in three playoff contests. **2009-10:** Recorded 30 points (18 goals, 12 assists) in 25 games at Edina ... Notched 10 points (three goals, seven assists) in six playoff contests at Edina.

**CAREER TRANSACTIONS: June 25, 2011** – Selected by the Rangers in the third round, 72nd overall, of the 2011 NHL Entry Draft.

SEASON	TEAM	LEAGUE	REGULAR SEASON					PLAYOFFS				
			GP	G	A	PTS	PIM	GP	G	A	PTS	PIM
2009-10	Edina High	HS-MN	25	18	12	30	4	6	3	7	10	2
2010-11	Edina High	HS-MN	24	23	17	40	12	6	2	7	9	10
	Team Southwest	USHS	19	10	4	14	10	3	2	5	7	4
	Chicago	USHL	6	2	0	2	2	-	-	-	-	-
2011-12	Penticton	BCHL	60	33	48	81	32	15	4	4	8	12
	Penticton	RBC Cup	-	-	-	-	-	6	1	2	3	4
2012-13	Univ. of Notre Dame	NCAA	41	5	5	10	4	-	-	-	-	-
2013-14	Univ. of Notre Dame	NCAA	33	3	8	11	10	-	-	-	-	-
2014-15	Univ. of Notre Dame	NCAA	39	9	12	21	6	-	-	-	-	-
2015-16	Univ. of Notre Dame	NCAA	37	10	13	23	26	-	-	-	-	-
	Hartford	AHL	3	0	1	1	0	-	-	-	-	-
2016-17	Hartford	AHL	66	7	13	20	21	-	-	-	-	-

# ALEXANDAR GEORGIEV

GOALTENDER




HEIGHT **6'1"** WEIGHT **180** CATCHES **LEFT** BORN **FEB 10, 1996** BIRTHPLACE **MOSCOW, RUSSIA**

**EUROPEAN CAREER: 2016-17:** Established Liiga career-bests in appearances (27), wins (13), GAA (1.70), and SV% (.923), and tied his career-high in shutouts (two) ... Led Liiga in GAA, tied for fifth in the league in SV%, and tied for ninth in the league in wins ... Allowed two goals or fewer in 22 of 27 appearances, including each of his first 11 appearances ... Earned at least one point in each of his first five decisions (4-0-1 record) ... Stopped all 13 shots he faced to earn a win and a shutout on Dec. 30 against SaiPa ... Stopped 25 of 26 shots he faced on Jan. 3 against Jukurit ... Made 24 saves and earned a win/shutout on Jan. 11 against Assat ... Made a single-game season-high, 31 saves on Feb. 18 against HPK ... Appeared in one playoff game and in two games as part of the Champions Hockey League (CHL) with TPS Turku ... Posted a 1.00 GAA and a .958 SV% in two CHL appearances with TPS Turku. **2015-16:** Split the season between TPS, TPS' junior team, and SaPKo in Mestis ... Registered a 2.28 GAA, a .915 SV%, and 1 SO in 10 appearances with TPS in Liiga ... Allowed two goals or fewer in nine of 10 appearances, including one goal or fewer in five appearances ... Stopped 14 of 15 shots he faced and earned a win while making his season debut in Liiga on Sept. 18 against Sport ... Stopped all 24 shots he faced to earn a win and a shutout on Oct. 13 against Sport ... Made 28 saves and earned a win on Oct. 22 against SaiPa ... Made a single-game season-high, 32 saves on Nov. 21 against KooKoo ... Appeared in two playoff games and one Champions Hockey League (CHL) game with TPS ... Made his Liiga playoff debut on Mar. 19 against Karpat ... Posted a 2.85 GAA and a .905 SV% in nine appearances with TPS' junior team in Jr. Liiga ... Registered a 2.49 GAA and a .907 SV% in 13 appearances with SaPKo in Mestis. **2014-15:** Split the season between TPS in Liiga and TPS' junior team ... Registered a 2.25 GAA and a .920 SV% in 25 regular season appearances with TPS' junior team ... Posted a 2.60 GAA and a .909 SV% in 12 playoff appearances while helping TPS' junior team win the Jr. Liiga Championship ... Appeared in 14 games with TPS, posting a 2.21 GAA, a .917 SV%, and two shutouts ... Established a Liiga career-high in shutouts ... Allowed two goals or fewer in 11 of 14 appearances ... Stopped 24 of 27 shots he faced while making his debut in Liiga on Jan. 2 against Tappara ... Allowed two goals or fewer in six consecutive appearances from Jan. 30 against Pelicans to Feb. 21 against Sport (eight goals allowed in the six contests) ... Posted a shutout in two consecutive appearances on Feb. 12 against HPK and Feb. 14 against Assat (57 saves over the two contests) ... Made a single-game Liiga career-high, 39 saves on Feb. 26 against SaiPa.

**INTERNATIONAL CAREER: 2016:** Posted a 3-1 record, along with a 2.52 GAA in five appearances while helping Russia earn a silver medal at the 2016 IIHF World Junior Championship ... Stopped 24 of 25 shots he faced in regulation and overtime and stopped all three shooters he faced in the shootout while making his first appearance of the tournament on Dec. 26 against the Czech Republic.

**CAREER TRANSACTIONS: July 18, 2017** – Signed by the Rangers as an undrafted free agent.

			REGULAR SEASON							PLAYOFFS						
SEASON	TEAM	LEAGUE	GP	W	L	T/OT	SO	GAA	SV%	GP	W	L	SO	GAA	SV%	
2014-15	TPS	Liiga	14	2	7	2	2	2.21	.917	-	-	-	-	-	-	
	TPS U20	Jr. Liiga	25	-	-	-	-	2.25	.920	12	-	-	-	2.60	.909	
2015-16	TPS	Liiga	10	3	4	0	1	2.28	.915	2	0	1	0	3.78	.857	
	TPS U20	Jr. Liiga	9	-	-	-	-	2.85	.905	-	-	-	-	-	-	
	SaPKo	Mestis	13	-	-	-	-	2.49	.907	-	-	-	-	-	-	
	Russia	WJC	5	3	1	0	0	2.52	.898	-	-	-	-	-	-	
2016-17	TPS	Liiga	27	13	8	4	2	1.70	.923	1	0	0	0	0.00	.000	



# JOHN GILMOUR

## DEFENSEMAN

HEIGHT **6'0"** WEIGHT **195** SHOOTS **LEFT** BORN **MAY 17, 1993** BIRTHPLACE **MONTREAL, QC**

**AHL CAREER: 2016-17:** Tied for ninth among AHL rookie defensemen in goals (six), tied for 10th among AHL rookie defensemen in assists (19), and ranked 11th among AHL rookie defensemen in points (25) ... Ranked fourth on the Wolf Pack in power play assists (eight) ... Ranked second among Hartford defensemen in shots on goal (110), and ranked third in goals, assists, and points ... Was one of three Wolf Pack players who skated in all of the team's 76 games ... Tallied his first career AHL goal, assist, and point as part of a two-point game, and posted a plus-two rating while making his AHL debut on Oct. 14 vs. St. John's ... Posted a three-game point streak from Dec. 3 at Toronto to Dec. 7 vs. Springfield (two goals, one assist) ... Recorded three assists and posted a plus-two rating on Feb. 3 vs. Utica.

**COLLEGE CAREER: 2015-16:** Established collegiate career-highs in several categories, including goals (nine), assists (14), and points (23), and tied his collegiate career-high in plus/minus rating (plus-three) ... Ranked fifth among NCAA defensemen in power play points (16), tied for fifth among NCAA defensemen in power play assists (12), and tied for eighth among NCAA defensemen in goals and power play goals (four) ... Ranked second among Providence defensemen in goals and points ... Recorded 16 points (seven goals, nine assists) in 19 intra-conference games in which he played; helped Providence post a 16-3-3 record in games against Hockey East opponents during the season ... Providence posted a 23-7-4 record in games which he played, including a 13-1-3 record in games which he tallied a point ... Tied a single-game collegiate career-high with two assists on Jan. 16 at Vermont ... Posted the second multi-goal game of his collegiate career by registering two goals on Feb. 13 at UConn.

**2014-15:** Registered 11 points (four goals, seven assists) in 30 games while helping Providence win the National Championship ... Providence posted a 5-2-1 record in games which he tallied a point, including a 4-0-0 record in contests which he registered a goal ... Tied a single-game collegiate career-high with three points (one goal, two assists) and posted a plus-two rating on Dec. 9 vs. Colgate ... Tallied two points (one goal, one assist), including the game-winning goal, in Game 2 of the Hockey East Quarterfinals against New Hampshire on Mar. 14 ... Registered five shots on goal and posted a plus-one rating in the National Championship Game on Apr. 11 against Boston University. **2013-14:** Established a collegiate career-high in games played (39) ... Ranked third on Providence in assists (13) and tied for sixth on the team in points ... Led Providence defensemen in assists and points, and tied for second among team defensemen in goals (five) ... Established single-game collegiate career-highs with two goals and three points, and registered the game-winning goal on Oct. 11 vs. Minnesota State; named Hockey East Weekly Top Performer ... Established collegiate career-highs with a four-game assist/point streak from Nov. 22 vs. New Hampshire to Nov. 30 vs. Brown (four assists over the span) ... Posted a four-game point streak from Jan. 17 at Colorado College to Jan. 25 at UMass-Lowell (two goals, two assists). **2012-13:** Established a collegiate career-high in plus/minus rating (plus-three) ... Ranked second among Providence defensemen in goals (four) and points (13), and ranked third among Providence defensemen in assists (nine) ... Registered two assists, including his first career collegiate assist/point, while making his collegiate debut on Oct. 12 vs. Sacred Heart ... Posted a three-game point streak from Oct. 20 at Miami to Oct. 27 vs. Maine (two goals, one assist); named Hockey East Weekly Top Performer ... Tallied his first career collegiate goal on Oct. 20 at Miami.

**USHL CAREER: 2011-12:** Registered 24 points (10 goals, 14 assists) in 58 games with the Cedar Rapids RoughRiders ... Led Cedar Rapids defensemen in goals and ranked third among team defensemen in assists and points ... Made his USHL debut on Oct. 1 vs. Indiana ... Registered two points (one goal, one assist), including his first career USHL goal, assist, and point, on Oct. 14 vs. Sioux City ... Tallied one assist in two playoff games.

**PREP SCHOOL CAREER: 2010-11:** Recorded 11 points (four goals, seven assists) in 13 games with Gilmour Academy of the Midwest Prep Hockey League (MPHL) ... Notched two assists in three playoff contests.

**CAREER TRANSACTIONS: June 30, 2013** - Selected by Calgary in the seventh round, 198th overall, of the 2013 NHL Entry Draft. **August 18, 2016** - Signed by the Rangers as a free agent.

SEASON	TEAM	LEAGUE	REGULAR SEASON					PLAYOFFS				
			GP	G	A	PTS	PIM	GP	G	A	PTS	PIM
2010-11	Gilmour Academy	MPHL	13	4	7	11	8	3	0	2	2	0
2011-12	Cedar Rapids	USHL	58	10	14	24	14	2	0	1	1	0
2012-13	Providence	NCAA	38	4	9	13	35	-	-	-	-	-
2013-14	Providence	NCAA	39	5	13	18	22	-	-	-	-	-
2014-15	Providence	NCAA	30	4	7	11	10	-	-	-	-	-
2015-16	Providence	NCAA	34	9	14	23	18	-	-	-	-	-
2016-17	Hartford	AHL	76	6	19	25	18	-	-	-	-	-



# RYAN GRAVES

## DEFENSEMAN



HEIGHT 6'5" WEIGHT 226 SHOOTS LEFT BORN MAY 21, 1995 BIRTHPLACE YARMOUTH, NS

**AHL CAREER: 2016-17:** Established AHL career-highs in games played (76), assists (22), and points (30) ... Ranked 12th in the AHL – and ranked third among AHL defensemen – in shots on goal (191) ... Ranked second on Hartford in shots on goal, tied for second in power play assists (10), tied for third in assists, and tied for fourth in points ... Led Wolf Pack defensemen in shots on goal, and tied for first among team defensemen in goals, assists, and points ... Was one of three players who skated in all of Hartford's 76 games ... Recorded two assists on Nov. 4 vs. Bridgeport ... Posted a four-game assist/point streak from Nov. 20 vs. Providence to Nov. 26 at Lehigh Valley (one goal, six assists); registered three consecutive multi-point games from Nov. 23 vs. Bridgeport to Nov. 26 at Lehigh Valley. **2015-16:** Led Hartford defensemen in goals (nine) and ranked second among team defensemen in plus/minus rating (plus-six) ... Made his AHL debut on Oct. 10 vs. St. John's ... Registered two points (one goal, one assist), including his first career AHL goal, assist, and point, on Oct. 23 at Syracuse ... Represented the Wolf Pack in the 2016 AHL All-Star Challenge; won the AHL Skills Competition's Hardest Shot contest with a 103.4 MPH shot ... Tallied two goals, including his first career AHL game-winning goal, on Mar. 13 at Portland.


**JUNIOR CAREER: 2014-15:** Established QMJHL career-highs in goals (15), assists (24), points (39), shooting percentage (9.4%), and power play goals (four) ... Tied for third among QMJHL defensemen in goals; tied for first among QMJHL defensemen in goals after he made his season debut on Nov. 7 ... Tied for eighth among QMJHL defensemen (min. 2 games played) in points per game (0.78) ... Skated in two games with the QMJHL All-Stars at the 2014 Super Series ... Registered his first career QMJHL multi-goal game and three-point game, and tallied the game-winning goal, on Dec. 3 vs. Gatineau ... Established QMJHL playoff career-highs in goals (five) and points (11) ... Tied for third among QMJHL defensemen in goals, tied for fourth in plus/minus rating (plus-11), and tied for fifth in points ... Registered five points (two goals, three assists) in five games during the 2015 Memorial Cup ... Named to the CHL Memorial Cup All-Star Team. **2013-14:** Established QMJHL career-highs in plus/minus rating (plus-20) and shots on goal (166) ... Skated in two games with the QMJHL All-Stars at the 2013 Super Series ... Recorded 10 points (two goals, eight assists) and posted a plus-22 rating in 26 games with Val-d'Or ... Established QMJHL playoff career-highs in games played (24), assists (seven), and plus/minus rating (plus-12) while helping Val-d'Or capture the QMJHL championship ... Ranked seventh in the QMJHL – and ranked third among QMJHL defensemen – in plus/minus rating in the playoffs ... Established single-game playoff career-highs with three points (one goal, two assists) and a plus-four rating, and tallied his first career QMJHL playoff goal on May 11 vs. Baie-Comeau ... Tallied two assists and posted a plus-one rating in four games during the 2014 Memorial Cup. **2012-13:** Established a QMJHL career-high in games played (68) with Prince Edward Island (PEI) ... Registered 16 points (three goals, 13 assists) and posted a plus-seven rating during the regular season ... Skated in six playoff games with PEI. **2011-12:** Made his QMJHL debut on Sept. 9 vs. Halifax ... Recorded his first career QMJHL goal/point on Sept. 15 at Moncton ... Notched his first career QMJHL assist on Oct. 16 vs. Drummondville.

**JUNIOR A CAREER: 2010-11:** Skated in one regular season game and three playoff games with the Yarmouth Mariners of the Maritime Junior A Hockey League (MJRHL).

**MIDGET CAREER: 2010-11:** Registered 12 points (five goals, seven assists) in 32 games with the South Shore Mustangs of the Nova Scotia Major Midget Hockey League (NSMMHL) ... Received the NSMMHL Rookie Defenseman Award ... Tallied six assists in five playoff games with South Shore.

**CAREER TRANSACTIONS: June 30, 2013** – Selected by the Rangers in the fourth round, 110th overall, of the 2013 NHL Entry Draft.

SEASON	TEAM	LEAGUE	REGULAR SEASON						PLAYOFFS					
			GP	G	A	PTS	PIM		GP	G	A	PTS	PIM	
2010-11	South Shore	NSMHL	32	5	7	12	58		5	0	6	6	8	
	Yarmouth Mariners	MJRHL	1	0	0	0	2		3	0	0	0	0	2
2011-12	P.E.I.	QMJHL	62	2	7	9	34		-	-	-	-	-	
	Canada Atlantic U17	WHC-17	5	0	0	0	2		-	-	-	-	-	
2012-13	P.E.I.	QMJHL	68	3	13	16	90		6	0	0	0	6	
2013-14	Charlottetown	QMJHL	39	3	9	12	52		-	-	-	-	-	
	Val-d'Or	QMJHL	26	2	8	10	16		24	1	7	8	24	
	Val-d'Or	M-Cup	-	-	-	-	-		4	0	2	2	4	
2014-15	Quebec	QMJHL	50	15	24	39	49		21	5	6	11	25	
	Quebec	M-Cup	-	-	-	-	-		5	2	3	5	4	
2015-16	Hartford	AHL	74	9	12	21	53		-	-	-	-	-	
2016-17	Hartford	AHL	76	8	22	30	69		-	-	-	-	-	



# RYAN GROPP

LEFT WING

HEIGHT **6'2"** WEIGHT **195** SHOOTS **LEFT** BORN **SEP 16, 1996** BIRTHPLACE **KAMLOOPS, BC**

**JUNIOR CAREER: 2016-17:** Established WHL career-highs in goals (35), assists (49), points (84), and plus-minus rating (plus-25), and tied a WHL career-high in game-winning goals (six) ... Led Seattle in goals, points, and shorthanded assists (three), ranked second in assists and power play goals (11), tied for second in game-winning goals, and ranked fifth in plus/minus rating ... Registered a point in 27 of his final 29 regular season games, tallying 54 points (24 goals, 30 assists) over the span ... Posted a WHL career-high, 16-game point streak from Jan. 21 vs. Vancouver to Feb. 18 vs. Portland (14 goals, 21 assists), including a WHL career-high, eight-game goal streak from Feb. 3 vs. Kamloops to Feb. 14 vs. Red Deer ... Established WHL playoff career-highs in games played (16), goals (seven), assists (12), points (19), and plus/minus rating (plus-seven) while helping the Thunderbirds win the WHL Championship ... Recorded a point in 14 of 16 playoff games and posted five multi-point games ... Notched one assist in three games during the Memorial Cup. **2015-16:** Established a WHL career-high in power play goals (12) and tied his WHL career-high in game-winning goals (six) ... Tallied at least 30 goals for the second consecutive season ... Led Seattle in goals (34), tied for the team lead in power play goals, ranked second in points (70) and game-winning goals, ranked third in assists (36), tied for third in power play assists (17), and tied for fourth in plus/minus rating (plus-10) ... Represented the WHL in the 2015 Canada/Russia Series and tallied one assist in two games ... Tallied a point in 25 of his final 31 regular season games, registering 38 points (16 goals, 22 assists) over the span ... Established a WHL playoff career-high in game-winning goals (two) while helping Seattle advance to the WHL Championship ... Tallied four points (three goals, one assist) in five games during the WHL Championship Series against Brandon. **2014-15:** Established WHL career-highs in games played (67) and game-winning goals (six) ... Led Seattle in goals (30), points (58), and game-winning goals ... Selected to play in the CHL Top Prospects Game ... Led Seattle in assists (seven) and tied for second in points (eight) in the playoffs. **2013-14:** Tied for fourth among WHL rookies in power play goals (eight), tied for fifth in goals (18), and ranked 12th in points (42) ... Ranked third on Seattle in power play goals and game-winning goals (four) ... Registered his first career WHL goal/point while making his WHL debut on Oct. 25 at Tri-City ... Tallied his first career WHL assist on Nov. 22 at Vancouver ... Notched his first career WHL playoff goal/point while making his WHL playoff debut on Mar. 22 vs. Everett.

**JUNIOR A CAREER: 2013-14:** Tallied eight points (three goals, five assists) in 10 games with Penticton of the British Columbia Hockey League (BCHL). **2012-13:** Established BCHL career-highs in games played (50), goals (12), assists (19), and points (31) ... Selected as the BCHL's Rookie of the Year for the Interior Conference ... Notched nine points (four goals, five assists) in 15 playoff games. **2011-12:** Tallied one goal in two contests with Penticton.

**COLLEGE CAREER: 2011-12:** Recorded eight points (three goals, five assists) in eight games with St. Andrew's College of the Conference of Independent Schools Athletic Association (CISAA) ... Notched two points (one goal, one assist) in two playoff games while helping St. Andrew's College with the CISAA Championship.

**MIDGET CAREER: 2011-12:** Registered 51 points (21 goals, 30 assists) in 41 games with Okanagan Hockey Academy in British Columbia ... Tallied one assist in one playoff contest.


**INTERNATIONAL CAREER: 2014:** Notched two points (one goal, one assist) in seven games while helping Canada earn a bronze medal at the 2014 IIHF World U18 Championship. **2013:** Recorded three points (two goals, one assist) in five games while skating with Canada-Pacific in the 2013 World U17 Hockey Challenge.

**CAREER TRANSACTIONS: June 27, 2015** - Selected by the Rangers in the second round, 41st overall, of the 2015 NHL Entry Draft.

SEASON	TEAM	LEAGUE	REGULAR SEASON						PLAYOFFS					
			GP	G	A	PTS	PIM		GP	G	A	PTS	PIM	
2011-12	Okanagan Hockey Academy	OMAHA	41	21	30	51	60		1	0	1	1	0	
	St. Andrew's College	CISAA	8	3	5	8	20		2	1	1	2	0	
	Penticton	BCHL	2	1	0	1	0		2	-	-	-	-	
2012-13	Penticton	BCHL	50	12	19	31	26		15	4	5	9	4	
	Canada-Pacific	WHL-17	5	2	1	3	8		-	-	-	-	-	
2013-14	Penticton	BCHL	10	3	5	8	2		-	-	-	-	-	
	Seattle	WHL	59	18	24	42	22		9	1	3	4	0	
	Canada	WJ18	7	1	1	2	0		-	-	-	-	-	
2014-15	Seattle	WHL	67	30	28	58	44		6	1	7	8	8	
2015-16	Seattle	WHL	66	34	36	70	40		11	6	3	9	4	
2016-17	Seattle	WHL	66	35	49	84	26		16	7	12	19	6	
	Seattle	M-Cup	-	-	-	-	-		3	0	1	1	0	

# BRANDON HALVERSON

## GOALTENDER



HEIGHT **6'4"** WEIGHT **209** CATCHES **LEFT** BORN **MAR 29, 1996** BIRTHPLACE **TRAVERSE CITY, MI**

**AHL CAREER: 2016-17:** Made his AHL debut on Nov. 11 at Rochester ... Stopped 25 of 27 shots he faced to earn his first career AHL win on Nov. 16 vs. Springfield ... Earned a win in three consecutive appearances he made from Jan. 28 vs. Providence to Feb. 10 at Springfield ... Made a season-high, 42 saves and earned a win on Feb. 17 at Lehigh Valley.

**ECHL CAREER: 2016-17:** Made 31 saves while making his ECHL debut on Oct. 14 at Florida ... Stopped all 27 shots he faced to earn his first career ECHL win/shutout on Oct. 19 at Norfolk ... Made 36 saves and earned a win on Nov. 3 vs. Orlando ... Made a season-high, 38 saves and earned a win on Mar. 10 vs. Florida.


**JUNIOR CAREER: 2015-16:** Posted a .907 SV% (1,228 saves on 1,354 shots); registered a SV% of .900 or better for the third consecutive season ... Made at least 30 saves in 24 of 43 appearances ... Established OHL playoff career-highs in SV% (.905) and saves (379) ... Ranked fifth in the OHL (min. three appearances) in SV% in the playoffs ... Ranked fourth in the OHL in saves and ranked fifth in wins (five) in the playoffs ... Made 40 saves and earned a win on Mar. 31 vs. Sarnia. **2014-15:** Established OHL career-bests in appearances (50), wins (40), GAA (2.63), SV% (.913), and SO (six) ... Became the first Rangers draft pick in franchise history to earn at least 40 wins in one season of junior hockey ... Led the OHL in wins, tied for the league lead in SO, ranked third in GAA, and ranked seventh in SV% ... Registered a win in seven consecutive appearances from Nov. 5 vs. Plymouth to Nov. 23 at Kingston; allowed two goals or fewer in five of the seven contests ... Posted a 9-0-0 record, along with a 2.98 GAA, a .902 SV%, and 1 SO in nine appearances in January ... Selected as the OHL's Goaltender of the Month for February, as he posted an 8-1-0 record, along with a 2.00 GAA, a .933 SV%, and 2 SO in nine appearances during the month ... Established OHL playoff career-highs in appearances (14), wins (10), GAA (2.94), and SO (one) ... Tied for second in the OHL in SO and tied for third in wins in the playoffs ... Stopped 25 of 26 shots he faced to earn his first career OHL playoff win while making his OHL playoff debut on Mar. 27 vs. Saginaw ... Stopped all 24 shots he faced to earn his first career OHL playoff shutout on Mar. 31 at Saginaw. **2013-14:** Ranked second among OHL rookie goaltenders in GAA (2.96), SV% (.904), and SO (two), and ranked third in wins (12) ... Stopped all 32 shots he faced to earn his first career OHL win and first career OHL shutout while making his OHL debut on Oct. 5 at Belleville ... Made a single-game OHL career-high 48 saves on Mar. 17 at Saginaw.

**MIDGET CAREER: 2012-13:** Posted a 9-9-2 record, along with a 2.88 GAA and a .906 SV% in 21 appearances with the Oakland Junior Grizzlies of the Tier I Midwest Elite Hockey League (TIEHL) ... Registered a 2-1 record, along with a 1.46 GAA and a .953 SV% in four playoff appearances. **2011-12:** Appeared in 20 games with the Detroit Little Caesars of the High Performance Hockey League (HPhL). **2010-11:** Made 22 appearances with Detroit Victory Honda of the Tier I Midwest Elite Hockey League (TIEHL) and three appearances with Detroit Victory Honda in Midget Minor Hockey.

**INTERNATIONAL CAREER: 2016:** Posted a 1-0 record, along with a 0.65 GAA and a .973 SV% in two appearances while helping the United States earn a bronze medal at the 2016 IIHF World Junior Championship ... Stopped 36 of 37 shots he faced in the tournament. **2015:** Posted a 1-0 record, along with a 0.00 GAA, a 1.000 SV%, and 1 SO in one appearance while representing the United States at the 2015 IIHF World Junior Championship ... Stopped all 14 shots he faced to earn his first career international win and international shutout while making his international debut on Dec. 28, 2014 against Germany.

**CAREER TRANSACTIONS: June 28, 2014** – Selected by the Rangers in the second round, 59th overall, of the 2014 NHL Entry Draft.

			REGULAR SEASON							PLAYOFFS					
SEASON	TEAM	LEAGUE	GP	W	L	T/OT	SO	GAA	SV%	GP	W	L	SO	GAA	SV%
2010-11	Detroit Victory Honda	TIEHL	22	4	10	6	1	3.11	.873	-	-	-	-	-	-
	Detroit Victory Honda	Minor-MI	3	1	2	0	1	3.00	-	-	-	-	-	-	-
2011-12	Detroit Little Caesars	HPHL	20	6	10	2	1	3.09	.897	-	-	-	-	-	-
2012-13	Oakland Jr. U18	TIEHL	21	9	9	2	0	2.88	.906	4	2	1	0	1.46	.953
2013-14	Sault Ste. Marie	OHL	19	12	6	1	2	2.96	.904	-	-	-	-	-	-
2014-15	Sault Ste. Marie	OHL	50	40	5	2	6	2.63	.913	14	10	4	1	2.94	.893
	United States	WJC	1	1	0	0	1	0.00	1.000	-	-	-	-	-	-
2015-16	Sault Ste. Marie	OHL	43	20	17	4	0	3.00	.907	12	5	7	0	3.23	.905
	United States	WJC	2	1	0	0	0	0.65	.973	-	-	-	-	-	-
2016-17	Hartford	AHL	26	9	16	0	0	3.45	.887	-	-	-	-	-	-
	Greenville	ECHL	9	4	5	0	1	3.43	.897	-	-	-	-	-	-



# ROBIN KOVACS

LEFT WING

HEIGHT **6'0"** WEIGHT **186** SHOOTS **LEFT** BORN **NOV 16, 1996** BIRTHPLACE **STOCKHOLM, SWEDEN**

**AHL CAREER: 2016-17:** Ranked sixth on the Wolf Pack – and ranked third among Hartford forwards – in games played (72) ... Registered his first career AHL goal/point, recorded three shots on goal, and posted a plus-two rating while making his AHL debut on Oct. 14 vs. St. John's ... Tallied his first career AHL assist and posted a plus-one rating on Oct. 22 at Lehigh Valley ... Recorded an assist/point in four games over a six-game span from Dec. 14 vs. Wilkes-Barre/Scranton to Dec. 27 vs. Providence (five assists) ... Tallied two assists and posted a plus-two rating on Dec. 26 at Bridgeport ... Registered a three-game point streak from Feb. 11 at Hershey to Feb. 18 at Lehigh Valley (one goal, two assists over the span).

**EUROPEAN CAREER: 2015-16:** Established Allsvenskan career-highs in goals (21), assists (13), and points (34) in 44 games ... Named the winner of Guldgalret, which is awarded annually to the top junior player (20 years old or younger) in Allsvenskan, for the second consecutive season ... Led all players younger than 20 years old in Allsvenskan in goals and points for the second consecutive season ... Led Allsvenskan in shootout goals (eight) and game-deciding goals (four), tied for second in game-winning goals (six), ranked third in goals per game (0.48), and ranked fifth in goals and shooting percentage (17.1) ... Helped AIK win the league championship in Allsvenskan ... Skated in four games with Rögle BK in the Swedish Hockey League (SHL), registering one assist ... Tallied his first career SHL assist/point on Nov. 21 against Frolunda. **2014-15:** Established an Allsvenskan career-high in games played (52) ... Named the winner of Guldgalret, which is awarded annually to the top junior player (20 years old or younger) in Allsvenskan ... Led all players younger than 20 years old in Allsvenskan in goals (17) and points (28) ... Led AIK in goals and points, and tied for third on the team in assists (11) ... Registered seven points (two goals, five assists) and posted a plus-two rating in 10 games as part of Kvalserien, a round-robin tournament ... Tallied 10 points (five goals, five assists) and posted a plus-five rating in nine regular season games with AIK Jr. in SuperElit. **2013-14:** Established SuperElit career-highs in games played (40), goals (15), assists (13), and points (28) ... Tied for fourth on AIK Jr. in goals and tied for fifth in points ... Registered two points (one goal, one assist) in two playoff contests ... Skated in three SHL games with AIK ... Tallied seven points (two goals, five assists) in seven games with AIK's U18 team in U18 Allsvenskan. **2012-13:** Registered 64 points (32 goals, 32 assists) and a plus-27 rating in 36 games with AIK's U18 team ... Tallied 30 points (14 goals, 16 assists) in 18 games in U18 Allsvenskan competition; led the league in goals and points ... Recorded 34 points (18 goals, 16 assists) and a plus-21 rating in 18 contests in U18 Elit ... Led AIK U18 in goals (four) and points (eight) in five playoff games in U18 Allsvenskan ... Tallied four points (two goals, two assists) in six SuperElit games with AIK Jr. ... Skated in one playoff game in SuperElit ... Skated in one SHL game with AIK ... Made his SHL debut on Jan. 31 against Rögle. **2011-12:** Registered 28 points (12 goals, 16 assists) and a plus-17 rating in 35 games with AIK J18.

**INTERNATIONAL CAREER: 2013:** Recorded one goal in four games while representing Sweden at the 2013 Ivan Hlinka Memorial Tournament ... Tallied one goal in six contests while helping Sweden earn a gold medal at the 2013 World U17 Hockey Challenge. **2012:** Registered 19 points (four goals, 15 assists) and a plus-17 rating while helping Stockholm earn a bronze medal in the TV-Pucken tournament ... Led all skaters in plus/minus rating and tied for first among all skaters in assists in the tournament. **2011:** Recorded eight points (four goals, four assists) in eight contests while representing Stockholm in the TV-Pucken tournament.

**CAREER TRANSACTIONS: June 27, 2015** – Selected by the Rangers in the third round, 62nd overall, of the 2015 NHL Entry Draft.

SEASON	TEAM	LEAGUE	REGULAR SEASON					PLAYOFFS				
			GP	G	A	PTS	PIM	GP	G	A	PTS	PIM
2011-12	AIK U18	SWE-U18	35	12	16	28	61	-	-	-	-	-
2012-13	AIK	SHL	1	0	0	0	0	-	-	-	-	-
	AIK U20	SuperElit	6	2	2	4	4	1	0	0	0	0
	AIK U18	SWE-U18	36	32	32	64	83	5	4	4	8	8
	Sweden	WHC-17	6	1	0	1	4	-	-	-	-	-
2013-14	AIK	SHL	3	0	0	0	0	-	-	-	-	-
	AIK U20	SuperElit	40	15	13	28	87	2	1	1	2	6
	AIK U18	SWE-U18	7	2	5	7	51	-	-	-	-	-
2014-15	AIK U20	SuperElit	9	5	5	10	8	-	-	-	-	-
	AIK	Allsvenskan	52	17	11	28	63	10	2	5	7	4
2015-16	Rögle BK	SHL	4	0	1	1	0	-	-	-	-	-
	AIK	Allsvenskan	44	21	13	34	54	7	1	3	4	29
2016-17	Hartford	AHL	72	2	10	12	20	-	-	-	-	-

# DAWSON LEEDAHL

## LEFT WING



HEIGHT 6'1" WEIGHT 197 SHOOTS LEFT BORN MAR 19, 1996 BIRTHPLACE SASKATOON, SK

**JUNIOR CAREER: 2016-17:** Established WHL career-highs in several categories, including games played (71), goals (35), assists (54), points (89), plus/minus rating (plus-45), and penalty minutes (121) ... Was the only WHL player who registered at least 30 goals, 100 penalty minutes, and a plus-40 rating ... Tied for sixth in the WHL in plus/minus rating and tied for 12th in the league in points ... Led Regina in penalty minutes, ranked third in points, tied for third in goals and assists, and ranked fifth in plus/minus rating ... Posted a six-game point streak over the first six games of the season from Sept. 23 vs. Prince Albert to Oct. 8 vs. Brandon (two goals, six assists over the span) ... Tallied three points in two consecutive games on Oct. 30 vs. Seattle (one goal, two assists) and Nov. 2 vs. Kootenay (three assists) ... Established a single-game WHL career-high with five points (two goals, three assists) and posted a plus-four rating on Dec. 9 vs. Swift Current ... Posted five consecutive multi-point games from Jan. 15 at Prince Albert to Jan. 27 at Calgary ... Established WHL playoff career-highs in several categories, including games played (23), goals (12), assists (13), points (25), and plus/minus rating (plus-10), while helping the Pats advance to the WHL Championship ... Tied for third in the WHL in goals, tied for fifth in points, tied for eighth in assists and plus/minus rating, and tied for second in penalty minutes in the playoffs ... Recorded a point in 17 of 23 playoff contests ... Registered four goals on Apr. 11 at Swift Current. **2015-16:** Served as Everett's captain ... Led Everett in plus/minus rating (plus-16), tied for fourth in power play goals (four), ranked fifth in points per game (0.56), and ranked sixth in goals (12) ... Posted three consecutive multi-point games from Dec. 9 vs. Portland to Dec. 16 at Spokane (two goals, five assists) ... Tied for third on Everett in goals (three) and tied for fourth on the team in points (five) in the playoffs ... Registered two goals on Mar. 25 vs. Portland. **2014-15:** Posted a four-game point streak from Dec. 28 at Tri-City to Jan. 3 at Saskatoon (two goals, two assists) ... Recorded three points (two goals, one assist) on Jan. 9 at Moose Jaw ... Notched a point in nine games over an 11-game span from Feb. 6 vs. Tri-City to Feb. 27 vs. Calgary (five goals, six assists) ... Tallied two assists in four playoff contests. **2013-14:** Ranked sixth on Everett in assists (24) ... Recorded three points (two goals, one assist) in his first game of the season on Sept. 21 vs. Prince George ... Notched two assists on Oct. 25 at Vancouver ... Tallied an assist/point in nine games over an 11-game span from Dec. 17 at Portland to Jan. 18 vs. Moose Jaw (10 assists during the stretch) ... Registered two assists in five playoff games. **2012-13:** Recorded nine points (three goals, six assists) in 56 games with Everett ... Made his WHL debut on Sept. 22 vs. Prince George ... Recorded his first career WHL assist/point on Nov. 7 vs. Red Deer ... Tallied his first career WHL goal on Nov. 25 vs. Kelowna ... Registered two points (one goal, one assist) and posted a plus-two rating on Dec. 4 at Portland ... Tied for third on Everett in goals (two) and tied for fourth in points (three) in the playoffs ... Notched his first career WHL playoff assist/point while making his WHL playoff debut on Mar. 22 at Portland ... Registered two goals, including his first career WHL playoff goal, on Mar. 27 vs. Portland.

**MIDGET CAREER: 2011-12:** Registered 32 points (11 goals, 21 assists) in 42 games with the Saskatoon Contacts of the Saskatchewan Midget AAA Hockey League (SMHL) ... Tied for fifth on the team in assists ... Tallied 13 points (four goals, nine assists) in 13 playoff games while helping Saskatoon win the SMHL Championship ... Ranked second in the SMHL in assists and tied for second in the league in points in the playoffs. **2010-11:** Recorded two points (one goal, one assist) in six games with the Saskatoon Contacts.

**CAREER TRANSACTIONS: May 8, 2017** – Signed by the Rangers as an undrafted free agent.

SEASON	TEAM	LEAGUE	REGULAR SEASON					PLAYOFFS				
			GP	G	A	PTS	PIM	GP	G	A	PTS	PIM
2010-11	Saskatoon	SMHL	6	1	1	2	6	-	-	-	-	-
2011-12	Saskatoon	SMHL	42	11	21	32	64	13	4	9	13	24
2012-13	Everett	WHL	56	3	6	9	34	6	2	1	3	4
2013-14	Everett	WHL	70	8	24	32	66	5	0	2	2	8
2014-15	Everett	WHL	52	14	19	33	68	4	0	2	2	11
2015-16	Everett	WHL	48	12	15	27	78	8	3	2	5	27
2016-17	Regina	WHL	71	35	54	89	121	23	12	13	25	34



# VINNI LETTIERI

## CENTER

HEIGHT **5'11"** WEIGHT **195** SHOOTS **RIGHT** BORN **FEB 6, 1995** BIRTHPLACE **EXCELSIOR, MN**

**AHL CAREER: 2016-17:** Registered one assist in nine games with Hartford ... Made his AHL debut on Mar. 31 vs. Hershey ... Notched his first career AHL assist/point on Apr. 9 at Bridgeport.

**COLLEGE CAREER: 2016-17:** Established collegiate career-highs in games played (38), goals (19), points (37), and plus/minus rating (plus-seven) ... Named as an honorable mention to the All-Big Ten Team and he was a recipient of the Big Ten Sportsmanship Award ... Led the Gophers in faceoff win percentage (55.1%; 268-for-486), ranked second on the team in goals, tied for second in shots on goal (132), ranked third in points, and tied for fifth in assists (18) while helping the University of Minnesota win the Big Ten Regular Season Championship for the fourth consecutive season ... Tallied a goal in his final collegiate game, the Northeast Regional Semifinal against Notre Dame on Mar. 25. **2015-16:** Established a collegiate career-high in assists (19) ... Ranked third on the University of Minnesota in assists, ranked sixth in points (26) and shots on goal (90), and tied for sixth in goals (seven) while helping the Gophers win the Big Ten Regular Season Championship for the third consecutive season ... Registered 18 points (five goals, 13 assists) in 20 games against Big Ten conference opponents ... Notched 11 points (three goals, eight assists) in the final 12 games of the season. **2014-15:** Registered 12 points (nine goals, three assists) and a plus-six rating in 37 games while helping the University of Minnesota win the Big Ten Regular Season Championship for the second consecutive season, as well as the Big Ten Tournament Championship ... Notched seven points (five goals, two assists) in 20 games against Big Ten conference opponents ... Tallied a goal in the Big Ten Semifinal against Ohio State on Mar. 20. **2013-14:** Helped the University of Minnesota win the Big Ten Regular Season Championship ... Made his collegiate hockey debut on Oct. 11 vs. Mercyhurst ... Tallied his first career collegiate goal/point, which was the game-winning goal, on Oct. 12 vs. New Hampshire ... Notched his first career collegiate assist on Oct. 19 at Bemidji State.

**USDP CAREER: 2012-13:** Tallied four points (two goals, two assists) in two games with the U.S. National U18 Team as part of the U.S. National Team Development Program (USNTDP).

**USHL CAREER: 2012-13:** Established USHL career-highs in games played (61), goals (28), assists (28), and points (56) ... Named to the USHL All-Rookie Team and was selected to play in the 2013 USHL/NHL Top Prospects Game ... Led Lincoln in goals, ranked second in points, and ranked third in assists ... Recorded three points (one goal, two assists) in five playoff games. **2011-12:** Tallied eight points (four goals, four assists) in 15 games with Lincoln ... Notched his first career USHL assist/point while making his USHL debut on Nov. 11 vs. Sioux Falls ... Recorded his first career USHL goal on Mar. 3 at Des Moines ... Notched one assist in seven playoff contests.

**HIGH SCHOOL CAREER: 2011-12:** Registered 58 points (22 goals, 36 assists) and a plus-28 rating in 25 games with Minnetonka High School ... Led Minnetonka in assists and points, and ranked third on the team in goals ... Recorded two points (one goal, one assist) in three section playoff games ... Tallied 27 points (14 goals, 13 assists) in 21 games with Team Southwest in the Upper Midwest High School Elite League ... Notched two goals in three playoff contests with Team Southwest. **2010-11:** Recorded 37 points (15 goals, 22 assists) and a plus-17 rating in 25 games with Minnetonka High School ... Led the team in points, ranked second in goals, and ranked third in assists ... Recorded three points (two goals, one assist) in two section playoff games.

**INTERNATIONAL CAREER: 2012:** Registered four points (two goals, two assists) in four games while representing the United States at the 2012 Ivan Hlinka Memorial Tournament.

**CAREER TRANSACTIONS: March 27, 2017** – Signed by the Rangers as an undrafted free agent.

SEASON	TEAM	LEAGUE	REGULAR SEASON					PLAYOFFS				
			GP	G	A	PTS	PIM	GP	G	A	PTS	PIM
2010-11	Minnetonka High	HS-MN	25	15	22	37	12	2	2	1	3	2
2011-12	Minnetonka High	HS-MN	25	22	36	58	24	3	1	1	2	0
	Team Southwest	HS-MN	21	14	13	27	11	3	2	0	2	2
	Lincoln	USHL	15	4	4	8	14	7	0	1	1	0
2012-13	Lincoln	USHL	61	28	28	56	35	5	1	2	3	0
	U.S. Nat'l U18 Team	USDP	2	2	2	4	2	-	-	-	-	-
2013-14	Univ. of Minnesota	NCAA	37	2	6	8	8	-	-	-	-	-
2014-15	Univ. of Minnesota	NCAA	37	9	3	12	14	-	-	-	-	-
2015-16	Univ. of Minnesota	NCAA	37	7	19	26	18	-	-	-	-	-
2016-17	Univ. of Minnesota	NCAA	38	19	18	37	36	-	-	-	-	-
	Hartford	AHL	9	0	1	1	4	-	-	-	-	-





# CHRIS NELL

## GOALTENDER



HEIGHT **6'2"** WEIGHT **188** CATCHES **LEFT** BORN **SEP 2, 1994** BIRTHPLACE **GREEN BAY, WI**

**AHL CAREER: 2016-17:** Appeared in four games with Hartford ... Made 26 saves while making his AHL debut on Apr. 1 at Albany ... Stopped 27 of 30 shots he faced to earn his first career AHL win on Apr. 7 vs. Springfield.

**COLLEGE CAREER: 2016-17:** Posted a 17-14-2 record, along with a 2.15 GAA, a .916 SV%, and 4 SO in 34 appearances with Bowling Green ... Tied his collegiate career-high – and tied a single-season Bowling Green record – in shutouts ... Tied for 10th in the NCAA in shutouts ... Posted a 7-1-0 record, along with a 1.26 GAA, a .957 SV%, and 3 SO over his final eight appearances of the season; registered three consecutive shutouts from Feb. 11 vs. Mercyhurst to Feb. 25 vs. Alabama-Huntsville ... Named the NCAA's First Star of the Week, as well as the WCHA Defensive Player of the Week, for the week ending on Feb. 26; stopped all 71 shots he faced in two appearances during the week ... Posted a shutout streak of 22:018 during his stretch of three consecutive shutouts, establishing a Bowling Green school record ... Named WCHA Defensive Player of the Week for the week ending on Mar. 12; stopped 70 of 74 shots he faced (.946 SV%) in two games against Bemidji State during the WCHA Semifinals.

**2015-16:** Established collegiate career-bests in appearances (37), wins (18), GAA (1.91), SV% (.930), and shutouts (four) during his sophomore season at Bowling Green ... Was selected to the WCHA First All-Star Team and the WCHA All-Academic Team ... Received the team's the Jim Sears Most Valuable Player Award and the Jim Ruelh Best Defensive Player Award ... Established single-season Bowling Green school records in GAA, SV%, and shutouts ... Selected as a nominee for the Mike Richter Award as the top goaltender in Division I Men's Hockey ... Tied for sixth in the NCAA in appearances, ranked ninth in GAA, ranked 10th in SV%, and tied for 10th in shutouts ... Selected as the WCHA Defensive Player of the Week for the week ending on Dec. 13; posted a 2-0-0 record, along with a 0.50 GAA, a .977 SV% (42 saves on 43 shots), and 1 SO ... Posted a 2-1 record, along with a 2.03 GAA and a .939 SV% in the WCHA Quarterfinals against Bemidji State.

**2014-15:** Earned a point in each of his first seven collegiate appearances (6-0-1 record, 1.41 GAA, .950 SV%, 3 SO), including a win in each of his first five collegiate appearances ... Stopped all 20 shots he faced to earn his first career collegiate win and shutout while making his collegiate debut on Oct. 17 at Alabama Huntsville ... Selected as the WCHA Rookie of the Week for the week ending on Dec. 7, as he stopped all 26 shots he faced to earn a win and shutout on Dec. 6 at Northern Michigan.

**USHL CAREER: 2013-14:** Established USHL career-bests in appearances (43), wins (13), GAA (3.18), and SV% (.910) ... Ranked second in the USHL in saves (1,287) and shots against (1,414) ... Posted a three-game winning streak from Feb. 15 at Muskegon to Feb. 22 vs. Muskegon ... Made a single-game USHL career-high 49 saves and earned a win on Feb. 15 at Muskegon.


**2012-13:** Stopped 29 of 32 shots he faced while making his USHL debut on Oct. 5 vs. Muskegon ... Made a season-high 45 saves and earned his first career USHL win on Oct. 27 at Sioux City.

**HIGH SCHOOL CAREER: 2011-12:** Posted a 19-3-0 record, along with a 1.66 GAA, a .918 SV%, and 4 SO in 24 regular season appearances with Notre Dame Academy in Wisconsin ... Selected to the Wisconsin All-State Team ... Posted a 3-0 record, along with a 0.72 GAA, a .941 SV%, and 1 SO in three appearances in the playoffs to help Notre Dame Academy advance to the Wisconsin State Tournament ... Earned a win in all three appearances in the State Tournament to help Notre Dame Academy win the Wisconsin State Championship ... Posted a 5-6-3 record in 17 appearances with Team Wisconsin in the Upper Midwest High School Elite League ... Appeared in three play-off contests with Team Wisconsin.

**2010-11:** Appeared in 22 regular season games with Notre Dame Academy in Wisconsin, posting a 16-4-0 record, along with a 1.65 GAA, a .924 SV%, and 2 SO ... Was an honorable mention for the Wisconsin All-State Team ... Posted a 3-0 record, along with a 1.40 GAA, a .922 SV%, and 1 SO in the playoffs to help Notre Dame Academy advance to the Wisconsin State Tournament ... Posted a 1-1 record in two appearances in the Wisconsin State Tournament.

**CAREER TRANSACTIONS: March 23, 2017** – Signed by the Rangers as an undrafted free agent.

			REGULAR SEASON							PLAYOFFS					
SEASON	TEAM	LEAGUE	GP	W	L	T/OT	SO	GAA	SV%	GP	W	L	SO	GAA	SV%
2010-11	Notre Dame Academy	HS-WI	22	16	4	0	2	1.65	.924	3	3	0	1	1.40	.922
2011-12	Notre Dame Academy	HS-WI	24	19	3	0	4	1.66	.918	3	3	0	1	0.72	.941
	Team Wisconsin	HS-WI	17	5	6	3	0	3.93	.903	3	1	1	0	6.68	.790
2012-13	Chicago	USHL	25	7	11	0	0	3.46	.894	-	-	-	-	-	-
2013-14	Chicago	USHL	43	13	22	2	1	3.18	.910	-	-	-	-	-	-
2014-15	Bowling Green	NCAA	13	6	4	2	3	2.32	.917	-	-	-	-	-	-
2015-16	Bowling Green	NCAA	37	18	11	6	4	1.91	.930	-	-	-	-	-	-
2016-17	Bowling Green	NCAA	34	17	14	2	4	2.15	.916	-	-	-	-	-	-
	Hartford	AHL	4	1	3	0	0	4.02	.881	-	-	-	-	-	-



# BOO NIEVES

## CENTER

HEIGHT **6'3"** WEIGHT **212** SHOOTS **LEFT** BORN **JAN 23, 1994** BIRTHPLACE **SYRACUSE, NY**

**NHL CAREER: 2016-17:** Skated in one game with the Rangers ... Logged 11:44 of ice time while making his NHL debut on Nov. 15 at VAN.

**AHL CAREER: 2016-17:** Led Wolf Pack rookies (min. 10 games played) in points per game (0.45; 18 points in 40 games) ... Registered two points (one goal, one assist) and posted a plus-two rating in the first game of the season on Oct. 14 vs. St. John's ... Notched two assists on Oct. 29 vs. Utica ... Recorded two goals and posted a plus-two rating on Jan. 20 vs. Toronto. **2015-16:** Registered five points (two goals, three assists) and posted a plus-two rating in eight games with Hartford following the conclusion of his collegiate season ... Notched a point in each of his first four AHL games ... Tallied his first career AHL assist/point while making his AHL debut on Apr. 1 vs. Hershey ... Recorded two goals, including his first career AHL goal, and posted a plus-four rating on Apr. 8 at Springfield.

**COLLEGE CAREER: 2015-16:** Established collegiate career-highs in goals (10), points (31), and plus/minus rating (plus-nine), and tied his collegiate career-high in assists (21) ... Helped the University of Michigan win the Big Ten Championship ... Served as an alternate captain ... Ranked fifth on the Wolverines in assists and tied for sixth in points ... Tallied 21 points (seven goals, 14 assists) in 20 games against teams in the Big Ten Conference ... Notched 25 points (eight goals, 17 assists) in his final 26 games ... Tied a collegiate career-high with a five-game point streak from Mar. 4 vs. Ohio State to Mar. 18 vs. Penn State (four goals, four assists). **2014-15:** Tied a collegiate career-high in assists (21) ... Ranked fourth on Michigan in assists and ranked fifth in points (28) ... Tallied a point in 21 of 35 games in which he played ... Tied single-game collegiate career-highs with two goals and three points on Nov. 29 vs. Rensselaer. **2013-14:** Ranked second on Michigan in assists (19) and ranked sixth in points (22) ... Tallied 14 points (two goals, 12 assists) in 19 games against conference opponents; tied for the team lead in assists against conference opponents ... Registered 12 points (two goals, 10 assists) in the final 10 games of the season. **2012-13:** Established collegiate career-highs in games played (40), assists (21), power play goals (three), and game-winning goals (two) ... Led Michigan in assists and tied for third in points ... Tallied 22 points (eight goals, 14 assists) in 28 games against conference opponents; tied for the team lead in assists, ranked second in points, and tied for second in goals against conference opponents ... Made his collegiate debut on Oct. 11 vs. RIT ... Tallied two assists, including his first career collegiate assist/point, on Oct. 12 vs. RIT ... Notched his first career collegiate goal, which was the game-winning goal, on Nov. 9 vs. Michigan State ... Established single-game collegiate career-highs with two goals and three points on Feb. 1 vs. Michigan State.

**USHL CAREER: 2011-12:** Registered 10 points (two goals, eight assists) in 13 games with the Indiana Ice.

**HIGH SCHOOL CAREER: 2011-12:** Notched 39 points (seven goals, 32 assists) in 26 games at Kent School in Connecticut ... Served as the team's captain ... Led Kent in assists and points. **2010-11:** Recorded 39 points (11 goals, 28 assists) in 22 games at Kent.

**MIDGET CAREER: 2009-10:** Recorded 72 points (30 goals, 42 assists) in 60 games with the Syracuse Nationals.

**INTERNATIONAL CAREER: 2011:** Tallied four points (one goal, three assists) and posted a plus-five rating in four games while representing the United States at the 2011 Ivan Hlinka Memorial Tournament.

**CAREER TRANSACTIONS: June 23, 2012** - Selected by the Rangers in the second round, 59th overall, of the 2012 NHL Entry Draft.

SEASON	TEAM	LEAGUE	REGULAR SEASON					PLAYOFFS				
			GP	G	A	PTS	PIM	GP	G	A	PTS	PIM
2009-10	Syracuse Jr. Nationals	MINOR-NY	60	30	42	72	70	-	-	-	-	-
2010-11	Kent	HS-CT	22	11	28	39	6	-	-	-	-	-
2011-12	Kent	HS-CT	26	7	32	39	24	-	-	-	-	-
	Indiana	USHL	13	2	8	10	2	-	-	-	-	-
2012-13	Univ. of Michigan	NCAA	40	8	21	29	18	-	-	-	-	-
2013-14	Univ. of Michigan	NCAA	34	3	19	22	18	-	-	-	-	-
2014-15	Univ. of Michigan	NCAA	35	7	21	28	18	-	-	-	-	-
2015-16	Univ. of Michigan	NCAA	35	10	21	31	18	-	-	-	-	-
	Hartford	AHL	8	2	3	5	0	-	-	-	-	-
2016-17	RANGERS	NHL	1	0	0	0	0	-	-	-	-	-
	Hartford	AHL	40	6	12	18	10	-	-	-	-	-
NHL/NYR TOTALS			1	0	0	0	0	-	-	-	-	-



# VINCE PEDRIE

## DEFENSEMAN



HEIGHT 6'0" WEIGHT 195 SHOOTS LEFT BORN JAN 17, 1994 BIRTHPLACE ROCHESTER, MN

**AHL CAREER: 2016-17:** Tallied five assists in nine games with Hartford following the conclusion of his collegiate season ... Made his AHL debut on Mar. 31 vs. Hershey ... Notched two assists, including his first career AHL assist/point, on Apr. 7 vs. Springfield ... Registered two assists, both on the power play, on Apr. 14 at Utica.

**COLLEGE CAREER: 2016-17:** Established collegiate career-highs in several categories during his sophomore year, including games played (39), assists (22), points (30), and plus/minus rating (plus-27), and tied his collegiate career-high in goals (eight) ... Selected to the Big Ten First All-Star Team and the Big Ten All-Tournament Team, and helped Penn State win the Big Ten Championship ... Established a Penn State record for points by a defenseman in one season ... Ranked third in the NCAA in shots on goal (167) and tied for sixth in the NCAA in plus/minus rating ... Led NCAA defensemen in shots on goal, tied for third in plus/minus rating, tied for fourth in game-winning goals (three), tied for 12th in points, and tied for 13th in assists ... Led Penn State in shots on goal, ranked second in plus/minus rating, tied for second in game-winning goals, tied for third in power play goals (three), ranked fourth in assists, and ranked sixth in points ... Skated in all of Penn State's 39 games ... Tallied a point in 21 of 39 games, including an assist in 18 contests ... Registered 10 points (one goal, nine assists) over the last 12 games of the season ... Recorded two points (one goal, one assist) in the Big Ten Quarterfinals against Michigan on Mar. 16. **2015-16:** Selected to the Big Ten All-Rookie Team and the Big Ten Second All-Star Team ... Established a collegiate career-high in goals (eight) ... Led NCAA freshmen defensemen in shots on goal (118), tied for first in goals per game (0.25) and game-winning goals (two), tied for third in goals, and ranked seventh in points (22) ... Led Penn State in shots on goal and tied for fourth in game-winning goals ... Registered 15 points (seven goals, eight assists) in 16 games against conference opponents ... Made his collegiate debut on Oct. 10 at Canisius ... Tallied his first career collegiate assist/point on Oct. 16 vs. Notre Dame ... Recorded his first career collegiate goal on Oct. 29 vs. St. Lawrence ... Registered the game-winning goal in overtime on Jan. 8 vs. Minnesota ... Tallied three points (one goal, two assists), including the game-winning goal, and posted a plus-four rating on Feb. 19 vs. Ohio State.

**USHL CAREER: 2014-15:** Established USHL career-highs in several categories, including games played (62), goals (13), assists (16), and points (29) ... Split the season between Bloomington and Tri-City ... Led USHL defensemen in game-winning goals (four), ranked third among USHL defensemen in shots on goal (175), tied for third among USHL defensemen in goals, and tied for ninth among USHL defensemen in points ... Recorded two points (one goal, one assist) in five playoff games with Tri-City ... Notched his first career USHL playoff assist/point on Apr. 14 at Omaha. **2013-14:** Led Indiana defensemen in power play goals (three) and tied for first among team defensemen in goals (five). **2012-13:** Split the season between Omaha and Indiana ... Registered his first career USHL goal on Dec. 29 at Youngstown. **2011-12:** Made his USHL debut on Sept. 30 vs. Waterloo ... Notched his first career USHL assist/point on Oct. 29 vs. Youngstown ... Skated in four playoff contests.

**HIGH SCHOOL CAREER: 2010-11:** Registered 34 points (eight goals, 26 assists) in 25 games with Apple Valley High School in Minnesota ... Tallied one assist in three playoff games ... Recorded three points (one goal, two assists) in three games with Russell Stover in the Tier I Elite Hockey League (TIEHL). **2009-10:** Recorded 17 points (five goals, 12 assists) in 21 games at Apple Valley High School ... Notched one assist in three section playoff games to help Apple Valley advance to the Minnesota State Class A Tournament; registered one assist in three games in the State Tournament ... Skated in 10 games with Team Illinois' UI6 team in the TIEHL.

**CAREER TRANSACTIONS: March 28, 2017** – Signed by the Rangers as an undrafted free agent.

SEASON	TEAM	LEAGUE	REGULAR SEASON					PLAYOFFS				
			GP	G	A	PTS	PIM	GP	G	A	PTS	PIM
2009-10	Apple Valley High	HS-MN	21	5	12	17	12	3	0	1	1	0
	Team Illinois UI6	TIEHL-UI6	10	0	0	0	0	-	-	-	-	-
2010-11	Apple Valley High	HS-MN	25	8	26	34	34	3	0	1	1	2
	Russell Stover	TIEHL	3	1	2	3	0	-	-	-	-	-
2011-12	Omaha	USHL	40	0	5	5	40	4	0	0	0	0
2012-13	Omaha	USHL	11	0	3	3	6	-	-	-	-	-
	Indiana	USHL	45	3	12	15	35	-	-	-	-	-
2013-14	Indiana	USHL	36	5	9	14	46	-	-	-	-	-
2014-15	Bloomington	USHL	39	9	13	22	49	-	-	-	-	-
	Tri-City	USHL	23	4	3	7	21	5	1	1	2	12
2015-16	Penn State	NCAA	32	8	14	22	32	-	-	-	-	-
2016-17	Penn State	NCAA	39	8	22	30	24	-	-	-	-	-
	Hartford	AHL	9	0	5	5	8	-	-	-	-	-



# NEAL PIONK

## DEFENSEMAN

HEIGHT **6'0"** WEIGHT **190** SHOOTS **RIGHT** BORN **JUL 29, 1995** BIRTHPLACE **HERMANTOWN, MN**

**COLLEGE CAREER: 2016-17:** Established collegiate career-highs in several categories, including games played (42), goals (seven), assists (27), points (34), and plus/minus rating (plus-24) ... Helped the University of Minnesota Duluth win the National Collegiate Hockey Conference (NCHC) Championship and also helped the team advance to the Frozen Four and the National Championship Game ... Selected to the NCHC Second All-Star Team and the NCHC All-Tournament Team ... Tied for fourth among NCAA defensemen in assists, ranked fifth in points, and ranked sixth in plus/minus rating ... Tied for fifth among NCAA defensemen in power play assists (15) and tied for sixth among NCAA defensemen in power play points (19) ... Ranked second on Minnesota Duluth in assists and plus/minus rating, and ranked fourth in points ... Notched a point in 26 of 42 games; Minnesota Duluth earned at least one point in 23 of those 26 contests (17-3-6) ... Notched an assist on the game-winning goal in nine contests ... Posted a collegiate career-high five-game point streak over the first five games of the season from Oct. 1 vs. Michigan Tech to Oct. 14 vs. Notre Dame (three goals, four assists), including a collegiate career-high three-game goal streak from Oct. 2 vs. Michigan Tech to Oct. 8 at UMass Lowell ... Tallied six assists/points in the final eight games of the season, which included contests as part of the NCHC Playoffs, the NCHC Frozen Faceoff, the NCAA Tournament, and the NCAA Frozen Four ... Named to the NCAA Frozen Four All-Tournament Team ... Registered an assist in the National Championship Game on Apr. 8 against Denver. **2015-16:** Received the Jerry Chumola Award as Minnesota Duluth's Rookie of the Year ... Ranked fifth on the team – and second among team defensemen – in plus/minus rating (plus-11) ... Tied for first among team defensemen in assists (13) ... Made his collegiate hockey debut on Oct. 10 at Bemidji State ... Recorded his first career collegiate assist/point on Oct. 16 at Minnesota ... Tallied two points (one goal, one assist), including his first career collegiate goal, on Oct. 24 at Notre Dame.

**USHL CAREER: 2014-15:** Established USHL career-highs in goals (seven), assists (41), points (48), and plus/minus rating (plus-23) ... Named the USHL Defenseman of the Year and was selected to the USHL First All-Star Team ... Ranked fourth in the USHL in assists ... Led USHL defensemen in assists and points, ranked second among USHL defensemen in power play assists (16), and tied for 11th among USHL defensemen in goals ... Led Sioux City in assists ... Notched one assist in five playoff games. **2013-14:** Established a USHL career-high in games played (54) ... Ranked fourth on Sioux City in plus/minus rating (plus-18) ... Ranked second among Sioux City defensemen in assists (21) and points (23) ... Made his USHL playoff debut on Apr. 12 at Omaha ... Tallied his first career USHL playoff assist/point on Apr. 19 vs. Omaha. **2012-13:** Registered six points (one goal, five assists) and a plus-three rating in 12 games with Sioux City ... Ranked second among Sioux City defensemen in points per game (0.50) ... Notched his first career USHL assist/point while making his USHL debut on Nov. 8 vs. Des Moines ... Registered his first career USHL goal on Apr. 6 vs. Fargo.

**HIGH SCHOOL CAREER: 2012-13:** Registered 29 points (14 goals, 15 assists) in 24 games with Hermantown High School ... Notched five points (two goals, three assists) in three section playoff games, helping Hermantown advance to the Minnesota State Class A Tournament ... Recorded five assists and a plus-four rating in three games during the Minnesota State Class A Tournament; led Hermantown in assists and plus/minus rating in the tournament ... Tallied 11 points (one goal, 10 assists) in 20 games with Team North in the Upper Midwest High School Elite League in Minnesota ... Recorded one goal in three playoff games with Team North. **2011-12:** Tallied 13 points (seven goals, six assists) in 25 games with Hermantown High School ... Recorded three assists in three section playoff games, helping during the Minnesota State Class A Tournament ... Recorded one goal in three contests during the Minnesota State Class A Tournament.

**INTERNATIONAL CAREER: 2013:** Recorded two assists in four games while helping the United States earn a gold medal at the 2013 World Junior A Challenge.

**CAREER TRANSACTIONS: May 1, 2017** – Signed by the Rangers as an undrafted free agent.

SEASON	TEAM	LEAGUE	REGULAR SEASON					PLAYOFFS				
			GP	G	A	PTS	PIM	GP	G	A	PTS	PIM
2011-12	Hermantown High	HS-MN	25	7	6	13	12	3	0	3	3	2
2012-13	Hermantown High	HS-MN	25	14	15	29	25	3	2	3	5	2
	Team North	HS-MN	20	1	10	11	32	3	1	0	1	0
2013-14	Sioux City	USHL	12	1	5	6	2	-	-	-	-	-
	Sioux City	USHL	54	2	21	23	93	7	0	1	1	10
2014-15	Sioux City	USHL	53	7	41	48	104	5	0	1	1	10
2015-16	Minnesota Duluth	NCAA	40	4	13	17	44	-	-	-	-	-
2016-17	Minnesota Duluth	NCAA	42	7	27	34	25	-	-	-	-	-

# COLE SCHNEIDER

## LEFT WING



HEIGHT **6'1"** WEIGHT **203** SHOOTS **LEFT** BORN **AUG 26, 1990** BIRTHPLACE **WILLIAMSVILLE, NY**

**NHL CAREER: 2016-17:** Tallied one assist and posted a plus-two rating in four games with Buffalo ... Registered his first career NHL assist/point and posted a plus-one rating on Nov. 9 vs. OTT. **2015-16:** Skated in two games with Buffalo ... Recorded two shots on goal while making his NHL debut on Apr. 8 vs. CBJ.


**AHL CAREER: 2016-17:** Established AHL career-highs in assists (39), points (63), and power play goals (nine) ... Tied for sixth in the AHL in points ... Led Rochester in assists, points, and plus/minus rating (plus-nine), tied for the team lead in game-winning goals (four), and ranked second in goals (24) and power play goals ... Participated in the 2017 AHL All-Star Challenge ... Posted a seven-game point streak from Mar. 24 vs. Springfield to Apr. 5 vs. Binghamton (three goals, six assists). **2015-16:** Split the season between Binghamton and Rochester; tallied 56 points (21 goals, 35 assists) in 73 games ... Established AHL career-highs in games played and shots on goal (217), and tied an AHL career-high in shorthanded goals (three) ... Ranked second in the AHL in shots on goal and tied for fourth in shorthanded goals ... Recorded 14 points (four goals, 10 assists) in 19 games with Rochester. **2014-15:** Established AHL career-highs in goals (29) and game-winning goals (five) ... Tied for fifth in the AHL in goals ... Led Binghamton in goals, tied for the team lead in game-winning goals, ranked third in points (58) and power play goals (eight), ranked fourth in shots on goal (174), and tied for fourth in assists (29). **2013-14:** Established an AHL career-high in shorthanded goals (three) ... Tied for second in the AHL - and tied for the team lead - in shorthanded goals ... Ranked third on Binghamton in points (54), ranked fourth in assists (34), tied for fourth in goals (20), tied for fifth in power play goals (six) and game-winning goals (three), and tied for sixth in plus/minus rating (plus-14) ... Tallied two assists in four playoff contests ... Registered two assists, including his first career AHL playoff assist/point, on Apr. 26 vs. Wilkes-Barre/Scranton. **2012-13:** Established an AHL career-high in plus/minus rating (plus-19) ... Ranked third on Binghamton in goals (17), tied for third in points (35), ranked fourth in shots on goal (130), tied for fourth in power play goals (four), and ranked fifth in plus/minus rating ... Tallied two goals, including his first career AHL goal, on Nov. 24 vs. Bridgeport ... Made his AHL playoff debut on Apr. 27 vs. Wilkes-Barre/Scranton. **2011-12:** Tallied two assists in 11 games with Binghamton ... Made his AHL debut on Mar. 21 vs. Bridgeport ... Notched his first career AHL assist/point on Apr. 1 at Hershey.

**COLLEGE CAREER: 2011-12:** Established collegiate career-highs in several categories, including games played (38), goals (23), assists (22), points (45), and plus/minus rating (plus-seven) in his sophomore year ... Named to the Atlantic Hockey Association (AHA) First All-Star Team ... Led UConn in goals, assists, points, plus/minus rating, shots on goal (131), and game-winning goals (four). **2010-11:** Named to the AHA All-Rookie Team ... Led UConn in assists (20), points (33), and shots on goal (118), tied for the team lead in game-winning goals (three), and ranked second in goals (13).

**NAHL CAREER: 2009-10:** Registered 39 points (25 goals, 14 assists) and posted a plus-18 rating in 29 games with the Topeka Roadrunners ... Recorded 11 points (seven goals, four assists) in nine playoff contests. **2008-09:** Tallied 33 points (17 goals, 16 assists) and posted a plus-19 rating in 42 games with the Mahoning Valley Phantoms ... Registered 10 points (three goals, seven assists) in 14 playoff games.

**CAREER TRANSACTIONS: March 14, 2012** - Signed by Ottawa as an undrafted free agent. **February 27, 2016** - Acquired by Buffalo, along with Michael Sdao, Alex Guptill, and Eric O'Dell, in exchange for Jason Akeson, Phil Varone, and Jerome Leduc. **July 1, 2017** - Signed by the Rangers as a free agent.

SEASON	TEAM	LEAGUE	REGULAR SEASON					PLAYOFFS				
			GP	G	A	PTS	PIM	GP	G	A	PTS	PIM
2008-09	Mahoning Valley	NAHL	42	17	16	33	12	14	3	7	10	2
2009-10	Topeka	NAHL	29	25	14	39	18	9	7	4	11	20
2010-11	Univ. of Connecticut	NCAA	37	13	20	33	30	-	-	-	-	-
2011-12	Univ. of Connecticut	NCAA	38	23	22	45	35	-	-	-	-	-
	Binghamton	AHL	11	0	2	2	0	-	-	-	-	-
2012-13	Binghamton	AHL	60	17	18	35	37	3	0	0	0	0
2013-14	Binghamton	AHL	69	20	34	54	22	4	0	2	2	0
2014-15	Binghamton	AHL	69	29	29	58	14	-	-	-	-	-
2015-16	Sabres	NHL	2	0	0	0	0	-	-	-	-	-
	Binghamton	AHL	54	17	25	42	32	-	-	-	-	-
	Rochester	AHL	19	4	10	14	21	-	-	-	-	-
2016-17	Sabres	NHL	4	0	1	1	0	-	-	-	-	-
	Rochester	AHL	71	24	39	63	45	-	-	-	-	-
<b>NHL TOTALS</b>			<b>6</b>	<b>0</b>	<b>1</b>	<b>1</b>	<b>0</b>	-	-	-	-	-



# MALTE STROMWALL

**RIGHT WING**

**HEIGHT 6'0" WEIGHT 191 SHOOTS RIGHT BORN AUG 24, 1994 BIRTHPLACE LULEA, SWEDEN**

**AHL CAREER: 2016-17:** Registered his first career AHL assist/point, recorded four shots on goal, and posted a plus-two rating while making his AHL debut on Oct. 14 vs. St. John's ... Notched an assist and registered three shots on goal on Oct. 22 at Lehigh Valley ... Tallied his first career AHL goal, recorded three shots on goal, and posted a plus-one rating on Oct. 26 vs. Hershey ... Recorded a goal and registered two shots on goal on Apr. 2 at Providence.

**EUROPEAN CAREER: 2015-16:** Established Allsvenskan career-highs in goals (25), assists (17), and points (42) ... Ranked second in Allsvenskan in goals and tied for seventh in points ... Led all players 22 years old or younger in Allsvenskan in both goals and points ... Helped AIK win the league championship. **2014-15:** Skated in 47 games in the Swedish Hockey League (SHL) with Vaxjo, Lulea, and HV71, registering seven points (six goals, one assist) ... Registered two goals and posted a plus-two rating on Sept. 22 against Linkoping HC ... Tallied a goal in three games over a four-game span from Feb. 21 against Linkoping HC to Feb. 28 against Lulea; recorded two game-winning goals over the span ... Registered one goal in four games with Asploven HC. **2013-14:** Recorded seven points (three goals, four assists) in 40 games during his rookie season in the SHL with Vaxjo ... Tallied one goal in six playoff games with Vaxjo ... Registered two goals in three games with Vaxjo U20 in SuperElit ... Notched three points (one goal, two assists) in two games with IF Troja-Ljungby in Allsvenskan. **2010-11:** Tallied 30 points (17 goals, 13 assists) in 39 games with Linkoping HC U18.

**JUNIOR CAREER: 2012-13:** Established WHL career-highs in games played (66), goals (21), assists (45), points (66), game-winning goals (eight), and plus/minus rating (plus-nine) ... Tied for the team lead in game-winning goals, ranked second on Tri-City in assists and points, tied for third in goals, ranked fourth in power play goals (seven) and power play assists (10), and tied for fourth in plus/minus rating ... Registered a point in each of the first five games of the season (four goals, one assist) ... Recorded a point in eight games over a nine-game span from Nov. 30 at Kamloops to Dec. 28 vs. Portland (four goals, eight assists) ... Tallied five points (one goal, four assists) in five playoff games. **2011-12:** Led all rookies on Tri-City in goals (11), assists (16), and points (27) ... Made his WHL debut on Sept. 24 vs. Spokane ... Tallied his first career WHL goal/point, which was the game-winning goal, on Sept. 30 at Portland ... Recorded a goal in four games over a five-game span from Nov. 11 at Medicine Hat to Nov. 23 vs. Portland ... Established WHL playoff career-highs in games played (15), goals (three), assists (four), and points (seven) ... Tallied three points (two goals, one assist) while making his WHL playoff debut on Mar. 23 vs. Everett.

**INTERNATIONAL CAREER: 2011:** Tallied two goals in five games while representing Sweden at the 2011 Ivan Hlinka Memorial Tournament.

**CAREER TRANSACTIONS: April 17, 2016** – Signed by the Rangers as an undrafted free agent.

SEASON	TEAM	LEAGUE	REGULAR SEASON					PLAYOFFS				
			GP	G	A	PTS	PIM	GP	G	A	PTS	PIM
2010-11	Linkoping HC	SWE-U18	39	17	13	30	18	5	2	0	2	0
2011-12	Tri-City	WHL	64	11	16	27	33	15	3	4	7	6
2012-13	Tri-City	WHL	66	21	45	66	36	5	1	4	5	2
2013-14	Vaxjo HC	SHL	40	3	4	7	6	6	1	0	1	0
	Vaxjo HC U20	SuperElit	3	2	0	2	2	-	-	-	-	-
2014-15	IF Troja-Ljungby	Allsvenskan	2	1	2	3	2	-	-	-	-	-
	Vaxjo HC	SHL	21	2	0	2	41	-	-	-	-	-
	Lulea HF	SHL	14	1	1	2	2	-	-	-	-	-
	HV71	SHL	12	3	0	3	4	6	0	1	1	0
2015-16	Asploven HC	Allsvenskan	4	1	0	1	0	-	-	-	-	-
	AIK	Allsvenskan	49	25	17	42	26	10	1	0	1	2
2016-17	Hartford	AHL	44	2	4	6	20	-	-	-	-	-



# ADAM TAMBELLINI

## CENTER



HEIGHT **6'4"** WEIGHT **195** SHOOTS **LEFT** BORN **NOV 1, 1994** BIRTHPLACE **PORT MOODY, BC**

**AHL CAREER: 2016-17:** Established AHL career-highs in assists (22) and points (35), and tied his AHL career-high in power play goals (five) ... Tied for second on Hartford in power play goals and power play assists (10), ranked third in points and shots on goal (131), and tied for third in assists ... Tied for the team lead in shootout goals (two) ... Registered two points (one goal, one assist) and posted a plus-three rating in the first game of the season on Oct. 14 vs. St. John's ... Registered a point in nine of 13 games in December, tallying 10 points (three goals, seven assists) during the month ... Registered his first career AHL hat trick and tied a single-game AHL career-high with three points on Feb. 10 at Springfield. **2015-16:** Tied for the team lead in power play goals (five), ranked second in goals (17), and ranked fifth in points (32); led all rookies on the Wolf Pack in goals, points, and power play goals ... Made his AHL debut on Oct. 10 vs. St. John's ... Registered his first career AHL goal/point, which was the game-winning goal, on Oct. 14 vs. Providence ... Notched his first career AHL assist on Oct. 18 vs. Syracuse ... Posted a five-game point streak over the final five games of the season (two goals, six assists).

**JUNIOR CAREER: 2014-15:** Established WHL career-highs in games played (71), goals (47), assists (39), points (86), game-winning goals (five), and plus/minus rating (plus-43) ... Named to the WHL Eastern Conference Second All-Star Team ... Was one of six players in the three Canadian Major Junior Leagues – and one of three players in the WHL – who recorded both 40 goals and a plus/minus rating of plus-40 or better ... Ranked fourth in the WHL in goals, tied for fourth in plus/minus rating, tied for sixth in shorthanded goals (four), and ranked 10th in points ... Led Calgary in goals, points, plus/minus rating, and shorthanded goals ... Established WHL playoff career-highs in games played (16), goals (13), assists (13), points (26), and game-winning goals (four) ... Tied for the WHL lead in goals, ranked second in game-winning goals, ranked fourth in points, tied for fifth in power play goals (three), and tied for sixth in assists and shorthanded goals (one) in the playoffs ... Led Calgary in goals and points, and tied for the team lead in assists, power play goals, and shorthanded goals in the playoffs ... Registered a WHL playoff career-high seven-game point streak during Calgary's seven-game series against Kootenay, tallying 15 points (seven goals, eight assists) in the series. **2013-14:** Established a WHL career-high in power play goals (11) ... Tied for the team lead in power play goals ... Tallied four points (one goal, three assists), including his first career WHL goal, assist, and point while making his WHL debut on Jan. 8 at Saskatoon ... Established a WHL playoff career-high in plus/minus rating (plus-five) ... Led Calgary in goals (five), tied for the team lead in points (nine) and plus/minus rating, and tied for fourth in assists (four) in the playoffs ... Recorded his first career WHL playoff assist/point while making his WHL playoff debut on Mar. 20 vs. Kootenay.

**COLLEGE CAREER: 2013-14:** Recorded four points (two goals, two assists) in 16 games with the University of North Dakota ... Tallied his first career collegiate goal/point while making his collegiate debut on Oct. 11 vs. Vermont.

**JUNIOR A CAREER: 2012-13:** Established BCHL career-highs in goals (36), points (65), power play goals (13), and game-winning goals (five), and tied his BCHL career-high in assists (29) ... Named to the BCHL's Coastal Second All-Star Team ... Registered 18 points (10 goals, eight assists) in 17 playoff games while helping Surrey capture the BCHL championship ... Led the BCHL in goals and ranked third in points in the playoffs. **2011-12:** Recorded 56 points (27 goals, 29 assists) in 55 games with Vernon ... Led the team in power play goals (12), tied for second in goals, ranked third in points, and ranked fourth in assists. **2010-11:** Registered one goal in three games with the Sherwood Park Crusaders of the Alberta Junior Hockey League (AJHL).

**CAREER TRANSACTIONS: June 30, 2013** – Selected by the Rangers in the third round, 65th overall, of the 2013 NHL Entry Draft.

SEASON	TEAM	LEAGUE	REGULAR SEASON						PLAYOFFS					
			GP	G	A	PTS	PIM		GP	G	A	PTS	PIM	
2008-09	Southgate	AMBHL	33	6	13	19	4		11	1	3	4	2	
2009-10	SSAC Bulldogs	Minor-AB	34	27	24	51	20		6	6	4	10	10	
2010-11	SSAC Boston	AMHL	33	22	25	47	4		5	4	2	6	0	
	Sherwood Park	AJHL	3	1	0	1	0		-	-	-	-	-	
2011-12	Vernon	BCHL	55	27	29	56	28		-	-	-	-	-	
2012-13	Vernon	BCHL	36	22	17	39	18		-	-	-	-	-	
	Surrey	BCHL	16	14	12	26	8		17	10	8	18	6	
2013-14	Univ. of North Dakota	NCAA	16	2	2	4	31		-	-	-	-	-	
	Calgary	WHL	31	17	22	39	10		6	5	4	9	2	
2014-15	Calgary	WHL	71	47	39	86	30		16	13	13	26	10	
2015-16	Hartford	AHL	74	17	15	32	24		-	-	-	-	-	
2016-17	Hartford	AHL	68	13	22	35	22		-	-	-	-	-	



**FUTURE**



BLUE





# DANIEL BERNHARDT

## RIGHT WING

HEIGHT **6'3"** WEIGHT **194** SHOOTS **LEFT**


BORN **APR 11, 1996** BIRTHPLACE **STOCKHOLM, SWEDEN**

### 2016-17 NOTES:

- Registered five points (four goals, one assist) in 28 games with VIK Vasteras in Allsvenskan in Sweden
- Tallied two points (one goal, one assist) in 10 games with VIK Vasteras as part of Kvalserien
- Notched one assist in four games with Djurgardens in the Swedish Hockey League (SHL)
- Recorded his first career SHL assist and posted a plus-one rating on Sept. 24 against Malmo

**CAREER TRANSACTIONS:** **June 27, 2015** – Selected by the Rangers in the fourth round, 119th overall, of the 2015 NHL Entry Draft.

SEASON	TEAM	LEAGUE	REGULAR SEASON					PLAYOFFS				
			GP	G	A	PTS	PIM	GP	G	A	PTS	PIM
2011-12	Nacka HK U18	SWE-U18	16	4	4	8	2	-	-	-	-	-
2012-13	Djurgardens IF U18	SWE-U18	35	16	9	25	6	9	2	2	4	0
2013-14	Djurgardens IF U20	SuperElit	11	0	0	0	2	1	0	0	0	0
	Djurgardens IF U18	SWE-U18	38	25	38	63	28	4	1	2	3	4
2014-15	Djurgardens IF	SHL	2	0	0	0	0	-	-	-	-	-
	Djurgardens IF U20	SuperElit	44	26	35	61	22	7	2	2	4	0
2015-16	Djurgardens IF	SHL	10	1	0	1	0	-	-	-	-	-
	Djurgardens IF U20	SuperElit	2	1	0	1	2	-	-	-	-	-
	Almtuna	Allsvenskan	13	1	3	4	4	-	-	-	-	-
	London	OHL	29	3	8	11	0	14	2	1	3	0
	London	M-Cup	-	-	-	-	-	4	1	0	1	0
2016-17	Djurgardens IF	SHL	4	0	1	1	0	-	-	-	-	-
	VIK Vasteras HK	Allsvenskan	28	4	1	5	4	10	1	1	2	0



# SEAN DAY

## DEFENSEMAN

HEIGHT **6'2"** WEIGHT **228** SHOOTS **LEFT**

BORN **JAN 9, 1998** BIRTHPLACE **LEUVEN, BELGIUM**

### 2016-17 NOTES:

- Established OHL career-highs in games played (63), goals (15), points (37), plus/minus rating (plus-15), and shots on goal (185); split the season between Mississauga and Windsor
- Tied for sixth among OHL defensemen in goals and ranked 10th among OHL defensemen in shots on goal
- Established OHL playoff career-highs in assists (five), points (five), and plus/minus rating (plus-five)
- Led the Spitfires in assists, tied for the team lead in plus/minus rating, and tied for second on the team in points in the OHL Playoffs
- Tallied one assist and posted a plus-three rating four games while helping Windsor win the Memorial Cup
- Agreed to terms with the Rangers on an entry-level contract on Mar. 8

**CAREER TRANSACTIONS:** **June 25, 2016** – Selected by the Rangers in the third round, 81st overall, of the 2016 NHL Entry Draft.

SEASON	TEAM	LEAGUE	REGULAR SEASON					PLAYOFFS				
			GP	G	A	PTS	PIM	GP	G	A	PTS	PIM
2013-14	Mississauga	OHL	60	6	10	16	34	4	0	1	1	4
	Canada-Ontario	WHC-17	5	0	3	3	2	-	-	-	-	-
2014-15	Mississauga	OHL	61	10	26	36	62	-	-	-	-	-
	Canada-Red	WHC-17	5	1	3	4	4	-	-	-	-	-
2015-16	Mississauga	OHL	57	6	16	22	27	7	1	2	3	4
2016-17	Mississauga	OHL	5	3	2	5	4	-	-	-	-	-
	Windsor	OHL	58	12	20	32	20	7	0	5	5	0
	Windsor	M-Cup	-	-	-	-	-	4	0	1	1	2



# GABRIEL FONTAINE

## CENTER

HEIGHT 6'1" WEIGHT 194 SHOOTS LEFT


BORN APR 30, 1997 BIRTHPLACE SHERBROOKE, QC

### 2016-17 NOTES:

- Established QMJHL career-highs in several categories, including goals (23), assists (29), points (52), plus/minus rating (plus-31), and shots on goal (160)
- Ranked third on the Huskies in goals, ranked fourth in points, and ranked fifth in plus/minus rating
- Skated in 13 playoff games with Rouyn-Noranda, registering six goals and five assists for 11 points, along with a plus-six rating; established a QMJHL playoff career-high in goals
- Led the QMJHL with two overtime goals and tied for first in the QMJHL with four game-winning goals during the playoffs; established QMJHL playoff career-highs in both categories
- Led the Huskies in game-winning goals, ranked second in plus/minus rating, tied for second in goals, and ranked fifth in points in the playoffs
- Agreed to terms with the Rangers on an entry-level contract on Apr. 10

**CAREER TRANSACTIONS: June 25, 2016** – Selected by the Rangers in the sixth round, 171st overall, of the 2016 NHL Entry Draft.

SEASON	TEAM	LEAGUE	REGULAR SEASON					PLAYOFFS				
			GP	G	A	PTS	PIM	GP	G	A	PTS	PIM
2012-13	Magog	QMAAA	37	10	21	31	14	5	2	4	6	2
2013-14	Magog	QMAAA	22	7	16	23	10	11	4	6	10	12
	Sherbrooke	QMJHL	17	0	1	1	6	-	-	-	-	-
2014-15	Sherbrooke	QMJHL	55	4	15	19	32	6	0	0	0	4
2015-16	Rouyn-Noranda	QMJHL	63	20	25	45	43	20	5	11	16	24
	Rouyn-Noranda	M-Cup	-	-	-	-	-	5	1	1	2	8
2016-17	Rouyn-Noranda	QMJHL	59	23	29	52	37	13	6	5	11	8



# TIM GETTINGER

## LEFT WING

HEIGHT 6'6" WEIGHT 221 SHOOTS LEFT

BORN APR 14, 1998 BIRTHPLACE CLEVELAND, OH

### 2016-17 NOTES:

- Established OHL career-highs in several categories, including games played (62), goals (31), assists (23), points (54), plus/minus rating (plus-26), and shots on goal (204)
- Ranked third on Sault Ste. Marie in goals and shots on goal, and ranked fourth in plus/minus rating
- Posted four multi-goal games, including two hat tricks, and posted 13 multi-point games
- Established OHL playoff career-highs in goals (four), points (seven), and plus/minus rating (plus-four), and tied his OHL playoff career-high in assists (three)
- Tied for the team lead in game-winning goals (one), tied for third on the Greyhounds in goals, and tied for fourth in plus/minus rating and shots on goal (28)
- Agreed to terms with the Rangers on an entry-level contract on Mar. 16

**CAREER TRANSACTIONS: June 25, 2016** – Selected by the Rangers in the fifth round, 141st overall, of the 2016 NHL Entry Draft.

SEASON	TEAM	LEAGUE	REGULAR SEASON					PLAYOFFS				
			GP	G	A	PTS	PIM	GP	G	A	PTS	PIM
2011-12	Cleveland Barons	TIEBHL	16	0	2	2	2	-	-	-	-	-
2012-13	Cleveland Barons	TIEBHL	29	25	19	44	32	-	-	-	-	-
2013-14	Cleveland Barons U16	TIEBHL U16	36	24	8	32	44	-	-	-	-	-
2014-15	U.S. Nat'l U17 Team	USDP	4	2	0	2	6	-	-	-	-	-
	Sault Ste. Marie	OHL	54	10	15	25	13	6	1	1	2	2
2015-16	Sault Ste. Marie	OHL	60	17	22	39	32	12	1	3	4	0
2016-17	Sault Ste. Marie	OHL	62	31	23	54	27	11	4	3	7	0



# ADAM HUSKA

## GOALTENDER

HEIGHT **6'4"** WEIGHT **199** CATCHES **LEFT**  
BORN **MAY 12, 1997** BIRTHPLACE **ZVOLEN, SLOVAKIA**

### 2016-17 NOTES:

- Ranked ninth among NCAA freshmen goaltenders in SV% (.916)
- Made at least 30 saves in 13 of his 21 appearances with UConn and 40 or more saves in three appearances
- Made a season-high, 47 saves and earned his first career NCAA win on Oct. 27 at Notre Dame
- Stopped all 37 shots he faced to earn a win and his first career NCAA shutout on Nov. 19 at Boston University
- Appeared in three games while representing Slovakia at the 2017 IIHF World Junior Championship; was selected as one of the Top Three Players on his team
- Made 103 saves in three appearances during the tournament

**CAREER TRANSACTIONS: June 27, 2015** – Selected by the Rangers in the seventh round, 184th overall, of the 2015 NHL Entry Draft.

SEASON	TEAM	LEAGUE	REGULAR SEASON							PLAYOFFS					
			GP	W	L	T/OT	SO	GAA	SV%	GP	W	L	SO	GAA	SV%
2011-12	HKM Zvolen UI8	SVK-UI8	3	-	-	-	0	10.08	.625	-	-	-	-	-	-
	HC Detva UI8	SVK-UI8 2	2	-	-	-	0	7.95	.814	-	-	-	-	-	-
2012-13	HKM Zvolen UI8	SVK-UI8	23	-	-	-	1	2.43	.914	-	-	-	-	-	-
2013-14	Team Slovakia UI8	Slovakia2	14	-	-	-	0	3.85	.890	-	-	-	-	-	-
	HKM Zvolen UI8	SVK-UI8	27	-	-	-	0	3.28	.899	5	-	-	0	4.49	.825
2014-15	Slovakia	WJ18	3	0	2	0	0	3.00	.905	-	-	-	-	-	-
	Team Slovakia UI8	Slovakia2	25	-	-	-	-	3.66	.901	-	-	-	-	-	-
	Green Bay	USHL	5	0	3	0	0	4.65	.858	-	-	-	-	-	-
	Slovakia	WJ18	5	1	2	0	0	3.01	.913	-	-	-	-	-	-
2015-16	Green Bay	USHL	37	26	9	2	4	1.82	.931	4	1	3	0	2.65	.902
	Slovakia	WJC	5	1	4	0	0	3.90	.899	-	-	-	-	-	-
2016-17	Univ. of Connecticut	NCAA	21	7	9	4	1	2.87	.916	-	-	-	-	-	-
	Slovakia	WJC	3	1	2	0	0	5.00	.873	-	-	-	-	-	-



# TYLER NANNE

## DEFENSEMAN

HEIGHT **5'10"** WEIGHT **192** SHOOTS **RIGHT**  
BORN **MAR 17, 1996** BIRTHPLACE **EDINA, MN**

### 2016-17 NOTES:

- Did not play

**CAREER TRANSACTIONS: June 28, 2014** – Selected by the Rangers in the fifth round, 142nd overall, of the 2014 NHL Entry Draft.

SEASON	TEAM	LEAGUE	REGULAR SEASON					PLAYOFFS				
			GP	G	A	PTS	PIM	GP	G	A	PTS	PIM
2011-12	Edina	HIGH-MN	25	5	10	15	10	5	2	5	7	4
2012-13	Edina	HIGH-MN	25	9	10	19	6	6	1	3	4	4
	Lincoln	USHL	2	0	0	0	0	-	-	-	-	-
2013-14	Team Southwest	UMHSEL	20	2	6	8	18	3	0	3	3	4
	Edina	HIGH-MN	25	7	20	27	41	5	5	6	11	11
	Sioux Falls	USHL	4	0	2	2	4	3	0	0	0	0
	U.S. Nat'l Team UI8	USDP	1	0	0	0	2	-	-	-	-	-
2014-15	Sioux Falls	USHL	14	1	2	3	14	-	-	-	-	-
	Madison	USHL	29	7	6	13	32	-	-	-	-	-
2015-16	Did Not Play Due to Injury											
2016-17	Did Not Play											





# TARMO REUNANEN

## DEFENSEMAN

HEIGHT **6'0"** WEIGHT **178** SHOOTS **LEFT**


BORN **MAR 1, 1998** BIRTHPLACE **AANEKOSKI, FINLAND**

### 2016-17 NOTES:

- Split the season between three teams in Finland: TPS in Liiga, TPS U20 in Liiga-U20, and TUTO in Mestis
- Skated in 42 games with TUTO, registering nine assists, along with a plus-16 rating and 54 penalty minutes
- Tied for sixth on TUTO – and ranked fourth among team defensemen – in plus/minus rating
- Dressed for two regular season games with TPS in Liiga; skated in three games with TPS during the Champions Hockey League tournament, posting a plus-one rating
- Skated in four regular season games and three playoff contests with TPS U20

**CAREER TRANSACTIONS: June 25, 2016** – Selected by the Rangers in the fourth round, 98th overall, of the 2016 NHL Entry Draft.

SEASON	TEAM	LEAGUE	REGULAR SEASON					PLAYOFFS				
			GP	G	A	PTS	PIM	GP	G	A	PTS	PIM
2014-15	TPS U20	Jr. Liiga	42	8	22	30	24	12	1	1	2	0
	Finland U17	WHC-I7	6	1	1	2	2	-	-	-	-	-
2015-16	TPS U20	Jr. Liiga	11	2	4	6	14	2	0	0	0	2
	TPS U18	Jr. B Sarja	-	-	-	-	-	3	0	3	3	2
2016-17	TPS	Liiga	2	0	0	0	0	-	-	-	-	-
	TPS U20	Jr. Liiga	4	1	2	3	6	3	1	1	2	2
	TUTO	Mestis	42	0	9	9	54	-	-	-	-	-



# TY RONNING

## RIGHT WING

HEIGHT **5'9"** WEIGHT **172** SHOOTS **RIGHT**


BORN **OCT 20, 1997** BIRTHPLACE **BURNABY, BC**

### 2016-17 NOTES:

- Established WHL career-highs in games played (68) and game-winning goals (six), and tied his WHL career-high in assists (28)
- Led Vancouver in goals (25), points (53), game-winning goals, overtime goals (three), and shootout goals (three), and ranked third on the Giants in assists and power play assists (eight)
- Represented the WHL at the 2016 Canada Russia Series; tallied one assist in two contests
- Skated in 12 AHL games with Hartford following the conclusion of his junior season, registering two goals and three assists for five points
- Notched his first career AHL assist/point while making his AHL debut on Mar. 24 vs. Providence
- Tallied his first career AHL goal and tied for the game-high with five shots on goal while skating in his second career AHL game on Mar. 25 vs. Bridgeport

**CAREER TRANSACTIONS: June 25, 2016** – Selected by the Rangers in the seventh round, 201st overall, of the 2016 NHL Entry Draft.

SEASON	TEAM	LEAGUE	REGULAR SEASON					PLAYOFFS				
			GP	G	A	PTS	PIM	GP	G	A	PTS	PIM
2013-14	Vancouver	WHL	56	9	11	20	4	2	0	0	0	0
	Canada-Pacific	WHC-I7	6	2	2	4	2	-	-	-	-	-
2014-15	Vancouver	WHL	24	1	1	2	8	-	-	-	-	-
2015-16	Vancouver	WHL	67	31	28	59	18	-	-	-	-	-
2016-17	Vancouver	WHL	68	25	28	53	35	-	-	-	-	-
	Hartford	AHL	12	2	3	5	6	-	-	-	-	-



# IGOR SHESTERKIN

## GOALTENDER

HEIGHT **6'1"** WEIGHT **187** CATCHES **LEFT**  
BORN **DEC 30, 1995** BIRTHPLACE **MOSCOW, RUSSIA**

### 2016-17 NOTES:

- Established KHL career-bests in appearances (39), GAA (1.64), SV% (.937), and shutouts (eight)
- Named to the KHL First All-Star Team and participated in the KHL All-Star Game
- Tied for second in the KHL in shutouts, ranked third in SV%, and ranked fourth in GAA
- Helped SKA St. Petersburg win the Gagarin Cup as KHL Champions; posted a 1.84 GAA and a .940 SV% in five playoff appearances
- Earned a bronze medal while representing Russia at the 2017 IIHF World Championship

**CAREER TRANSACTIONS: June 28, 2014** – Selected by the Rangers in the fourth round, 118th overall, of the 2014 NHL Entry Draft.

SEASON	TEAM	LEAGUE	REGULAR SEASON							PLAYOFFS						
			GP	W	L	T/OT	SO	GAA	SV%	GP	W	L	SO	GAA	SV%	
2012-13	MHK Spartak Moscow Jr.	MHL	15	9	1	4	2	2.10	.920	9	6	3	3	1.59	.948	
	Russia	WJ18	6	4	2	0	0	2.26	.937	-	-	-	-	-	-	
2013-14	MHK Spartak Moscow Jr.	MHL	23	14	5	4	5	1.42	.947	19	12	7	4	1.75	.937	
	Spartak Moscow	KHL	9	1	5	0	1	2.80	.903	-	-	-	-	-	-	
2014-15	SKA St. Petersburg	KHL	6	3	0	3	0	2.33	.917	-	-	-	-	-	-	
	SKA Karelia	VHL	8	3	3	2	1	1.72	.943	-	-	-	-	-	-	
	SKA 1946 St. Petersburg	MHL	3	2	0	1	0	2.26	.934	13	7	6	1	2.47	.910	
	Russia	WJC	5	3	1	0	1	1.98	.938	-	-	-	-	-	-	
2015-16	SKA St. Petersburg	KHL	7	5	2	0	1	2.58	.912	-	-	-	-	-	-	
	SKA Neva	VHL	25	16	6	3	6	1.19	.954	-	-	-	-	-	-	
	SKA 1946 St. Petersburg	MHL	2	1	1	0	0	1.51	.946	-	-	-	-	-	-	
	SKA St. Petersburg	KHL	39	31	4	1	8	1.64	.937	5	4	1	0	1.84	.940	



# TYLER WALL

## GOALTENDER


HEIGHT **6'3"** WEIGHT **206** CATCHES **LEFT**  
BORN **JAN 14, 1998** BIRTHPLACE **LEAMINGTON, ON**

### 2016-17 NOTES:

- Appeared in 37 games with the UMass-Lowell River Hawks of the NCAA, posting a 26-10-1 record, along with a 2.06 GAA, a .918 SV%, and 2 SO
- Tied for fourth in the NCAA in wins (26) and ranked seventh in GAA (2.06)
- Helped UMass-Lowell win the Hockey East Championship and was named to the Hockey East All-Tournament Team
- Established a UMass-Lowell record for wins by a rookie goaltender
- Selected as the Hockey East Goaltender of the Month in back-to-back months in February and March; posted an 11-2-0 record, along with a 1.78 GAA, a .925 SV%, and 1 SO in his final 13 appearances of the season
- Made 38 saves to help UMass-Lowell win the Hockey East Championship against Boston College on Mar. 18

**CAREER TRANSACTIONS: June 25, 2016** – Selected by the Rangers in the sixth round, 174th overall, of the 2016 NHL Entry Draft.

			REGULAR SEASON							PLAYOFFS					
SEASON	TEAM	LEAGUE	GP	W	L	T/OT	SO	GAA	SV%	GP	W	L	SO	GAA	SV%
2014-15	Leamington	GOJHL	1	0	1	0	0	7.00	.825	-	-	-	-	-	-
2015-16	Leamington	GOJHL	31	27	2	1	4	1.49	.940	12	7	5	1	2.58	.898
2016-17	UMass-Lowell	NCAA	37	26	10	1	2	2.06	.918	-	-	-	-	-	-



# SERGEY ZBOROVSKIY

## DEFENSEMAN

HEIGHT **6'4"** WEIGHT **209** SHOOTS **RIGHT**  
BORN **FEB 21, 1997** BIRTHPLACE **MOSCOW, RUSSIA**

### 2016-17 NOTES:

- Established WHL career-highs in assists (33), points (40), and plus/minus rating (plus-72)
- Selected to the WHL Eastern Conference Second All-Star Team
- Led all players in the three Canadian Major Junior Hockey Leagues (OHL, QMJHL, and WHL) in plus/minus rating; became the first WHL player to post a plus-72 rating or better in one season since Andrew Ferenc in 1997-98 (plus-75)
- Registered eight assists and a plus-20 rating in 23 playoff games while helping Regina advance to the WHL Championship series
- Led the WHL in plus/minus rating in the playoffs
- Recorded one assist and posted a plus-two rating in seven games while helping Russia earn a bronze medal at the 2017 IIHF World Junior Championship

**CAREER TRANSACTIONS: June 27, 2015** – Selected by the Rangers in the third round, 79th overall, of the 2015 NHL Entry Draft.

SEASON	TEAM	LEAGUE	REGULAR SEASON					PLAYOFFS				
			GP	G	A	PTS	PIM	GP	G	A	PTS	PIM
2013-14	HK MVD Balashikha	MHL	4	0	0	0	2	-	-	-	-	-
2014-15	Regina	WHL	71	3	16	19	70	6	0	1	1	13
2015-16	Regina	WHL	64	8	17	25	61	12	0	5	5	2
2016-17	Regina	WHL	63	7	33	40	64	23	0	8	8	14
	Russia	WJC	7	0	1	1	2	-	-	-	-	-



Rangers prospects visited Madison Square Garden this past summer as part of the team's annual Development Camp.

# NEW YORK RANGERS 2017 NHL ENTRY DRAFT SELECTIONS



## LIAS ANDERSSON

SELECTED **FIRST ROUND, SEVENTH OVERALL**

### CENTER

HEIGHT **6'0"** WEIGHT **204** SHOOTS **LEFT**

BORN **OCT 13, 1998** BIRTHPLACE **SMOGEN, SWEDEN**

**2016-17 NOTES:** Established SHL career-highs in several categories, including games played (42), goals (nine), assists (10), points (19), and plus/minus rating (plus-21) ... Ranked eighth in the SHL – and led all junior players (younger than 20 years old) in the league – in plus/minus rating ... Ranked second among all junior players in the SHL in goals and assists, and tied for second among all junior players in the SHL in points ... Registered five points (four goals, one assist) in 16 playoff games while helping HV71 win the SHL Championship ... Registered three goals and posted a plus-two rating in seven games while representing Sweden at the 2017 IIHF World Junior Championship ... Agreed to terms with the Rangers on an entry-level contract on July 13.

**SCOUTING REPORT:** Skilled forward who handles the puck well ... Is responsible in all three areas of the ice ... Has the ability to create offense with an exceptional shot, as well as generating offensive chances for his teammates.


**BACKGROUND:** His father, Niklas Andersson, played parts of six seasons in the NHL (1992-93; 1995-96 – 1997-98; 1999-00 – 2000-01) ... His uncle, Mikael Andersson, played in the NHL for parts of 15 seasons (1985-86 – 1999-00) ... Lists Peter Forsberg as his hockey idol while growing up.

**QUOTEBOOK:** “He’s a hell of a player ... fans will love him. He’s got a combination of grit and the (scoring) ability that we’ve been looking for.” – Gordie Clark, Director, Player Personnel

SEASON	TEAM	LEAGUE	REGULAR SEASON					PLAYOFFS				
			GP	G	A	PTS	PIM	GP	G	A	PTS	PIM
2016-17	HV71	SHL	42	9	10	19	18	16	4	1	5	18
	HV71 U20	SuperElit	3	2	0	2	2	-	-	-	-	-
	Sweden	WJC	7	3	0	3	6	-	-	-	-	-



# NEW YORK RANGERS 2017 NHL ENTRY DRAFT SELECTIONS



## FILIP CHYTIL

SELECTED **FIRST ROUND, 21<sup>ST</sup> OVERALL**

### CENTER

HEIGHT **6'2"** WEIGHT **202** SHOOTS **LEFT**

BORN **SEP 5, 1999** BIRTHPLACE **KROMERIZ, CZECH REPUBLIC**

**2016-17 NOTES:** Skated in 38 games with PSG Zlin in the Czech Extraliga, registering four goals and four assists for eight points, along with 16 penalty minutes ... Was one of 21 players younger than 18 years old who played in the Czech Extraliga; ranked second among players younger than 18 years old in the league in games played, goals, and points ... Skated in two relegation games with PSG Zlin, recording two points (one goal, one assist) ... Played two regular season games and one playoff game with PSG Zlin's junior team ... Registered five points (two goals, three assists) and two penalty minutes in five games while representing the Czech Republic at the 2017 IIHF World U18 Championship ... Agreed to terms with the Rangers on an entry-level contract on July 14.

**SCOUTING REPORT:** A complete player, who possesses above average skating and shooting abilities ... Consistently demonstrates high-level hockey IQ in his positioning on the ice and decisions with the puck.

**BACKGROUND:** His older brother, Libor, is a goalkeeper for the professional Czech soccer club SK Spartak Hulin ... Models his style of play after Auston Matthews.

**QUOTEBOOK:** "His understanding of positioning in his defensive zone, forechecking, and faceoffs are beyond his years of age. He will use his sense, speed, size, and strength to become a top-six forward and a playmaking center in the NHL." - Gordie Clark, Director, Player Personnel

SEASON	TEAM	LEAGUE	REGULAR SEASON					PLAYOFFS				
			GP	G	A	PTS	PIM	GP	G	A	PTS	PIM
2016-17	Zlin	Czech	38	4	4	8	16	-	-	-	-	-
	Zlin U20	CZE-U20	2	0	0	0	0	-	-	-	-	-
	Czech Republic	WJIB	5	2	3	5	2	-	-	-	-	-



## BRANDON CRAWLEY

SELECTED **FOURTH ROUND, 123<sup>RD</sup> OVERALL**

### DEFENSEMAN

HEIGHT **6'1"** WEIGHT **205** SHOOTS **LEFT**

BORN **FEB 2, 1997** BIRTHPLACE **GLEN ROCK, NJ**

**2016-17 NOTES:** Established OHL career-highs in several categories, including goals (seven), assists (20), points (27), plus/minus rating (+55), and penalty minutes (114) ... Ranked third in the OHL in penalty minutes and ranked fourth in the OHL in plus/minus rating; ranked second among OHL defensemen in plus/minus rating and penalty minutes ... Posted a plus/minus rating of even or better in 52 of 61 contests ... Tallied four assists in 14 playoff games ... Established OHL playoff career-highs in assists and points (four).

**SCOUTING REPORT:** A physical player who effectively uses his size to separate his opponent from the puck.

**BACKGROUND:** Helped London win the OHL Championship and the Memorial Cup in 2015-16 ... His first job was working as a hockey and skating coach at a summer camp when he was 15 years old.

**QUOTEBOOK:** "He has shown impressive growth in his overall game over the last few seasons. He combines an intelligent defensive game with efficient puck-moving ability, reliable competitiveness, and a physical dimension. He has played big minutes on a consistent basis against the opposing team's top lines, and he played a key shut-down role in the London Knights' 2016 Memorial Cup Championship win." - Rich Brown, Amateur Scout

SEASON	TEAM	LEAGUE	REGULAR SEASON					PLAYOFFS				
			GP	G	A	PTS	PIM	GP	G	A	PTS	PIM
2016-17	London	OHL	61	7	20	27	114	14	0	4	4	10



## CALLE SJALIN

SELECTED **FIFTH ROUND, 145<sup>TH</sup> OVERALL**

### DEFENSEMAN

HEIGHT **6'1"** WEIGHT **179** SHOOTS **LEFT**

BORN **SEP 2, 1999** BIRTHPLACE **OSTERSUND, SWEDEN**

**2016-17 NOTES:** Skated in 34 games with Ostersund IK of HockeyEttan in Sweden, registering five goals and 10 assists for 15 points, along with a plus-12 rating ... Led all junior players (younger than 18 years old) in HockeyEttan in overall points ... Played in one regular season games and four playoff contests with Timrå's junior team in SuperElit ... Posted a plus-four rating in six games while representing Sweden at the 2017 IIHF World U18 Championship.

**SCOUTING REPORT:** Is a smart, puck moving defenseman ... Has the ability to play either side on the blueline ... Possesses good hockey sense and is reliable in his own zone.

**BACKGROUND:** His father, Jorgen, was a professional hockey player in Sweden; he also played in the Ostersund organization ... His older brother, Pontus, was selected by Minnesota in the 2014 NHL Entry Draft.

**QUOTEBOOK:** "His strengths are the ability to make quick and smart decisions with the puck and smart positional play defensively, along with a good level of physical play. He improved rapidly in 2016-17, coming off an injury during the previous year. Although he was one of the younger players in the league, he played a full season among men at Division I and Swedish Allsvenskan leagues. He finished the season as a regular defenseman for Timrå and had a successful U18 World Championship." - Nikolai Bobrov, Director of European Scouting

SEASON	TEAM	LEAGUE	REGULAR SEASON					PLAYOFFS				
			GP	G	A	PTS	PIM	GP	G	A	PTS	PIM
2016-17	Ostersund	HockeyEttan	34	5	10	15	26	-	-	-	-	-
	Timrå U20	SuperElit	1	0	1	1	0	4	0	0	0	2
	Timrå	Allsvenskan	2	0	0	0	0	-	-	-	-	-
	Sweden	WJ18	6	0	0	0	2	-	-	-	-	-



## DOMINIK LAKATOS

SELECTED **SIXTH ROUND, 157<sup>TH</sup> OVERALL**

### CENTER

HEIGHT **6'1"** WEIGHT **200** SHOOTS **LEFT**

BORN **APR 8, 1997** BIRTHPLACE **LIBEREC, CZECH REPUBLIC**

**2016-17 NOTES:** Established Czech Extraliga career-highs in games played (41), goals (10), assists (12), points (22), and plus/minus rating (plus-11) ... Led all junior players (younger than 20 years old) in Czech Extraliga in points ... Registered 13 points (eight goals, five assists) in 16 playoff games while helping Liberec earn a silver medal ... Ranked second in the league in goals and tied for third in the league in points in the playoffs ... Skated in seven games with HC Benátky nad Jizerou in WSM Liga (Czech2), registering seven points (two goals, five assists).

**SCOUTING REPORT:** Plays with a combination of skill and grit ... Has the ability to get under the opponent's skin ... Generates scoring chances in tough areas - below the goal line and in front of the net.

**BACKGROUND:** Helped Liberec with the Czech Extraliga Championship in 2015-16 and was selected as the league's Rookie of the Year ... Has represented the Czech Republic in several international tournaments; registered two goals in five games at the 2016 IIHF World Junior Championship ... Has played with the Liberec organization since the 2010-11 season.

**QUOTEBOOK:** "He is the ultimate warrior. He is a clever player in offensive zone and down low near the net. He elevated his game during the playoffs last year, and style of play makes him an effective player late in the season and during the playoffs." - Jan Gajdosik, European Scout

SEASON	TEAM	LEAGUE	REGULAR SEASON					PLAYOFFS				
			GP	G	A	PTS	PIM	GP	G	A	PTS	PIM
2016-17	Liberec	Czech	41	10	12	22	80	16	8	5	13	8
	HC Benátky	Czech2	7	2	5	7	4	-	-	-	-	-



# NEW YORK RANGERS 2017 NHL ENTRY DRAFT SELECTIONS



## MORGAN BARRON

SELECTED **SIXTH ROUND, 174<sup>TH</sup> OVERALL**

### CENTER

HEIGHT **6'2"** WEIGHT **200** SHOOTS **LEFT**  
BORN **DEC 2, 1998** BIRTHPLACE **HALIFAX, NS**

**2016-17 NOTES:** Skated in 57 games with St. Andrew's College of the Conference of Independent Schools Athletic Association (CISAA), registering 34 goals and 26 assists for 60 points, along with 22 penalty minutes ... Served as the captain for St. Andrew's College during his senior year ... Recorded seven points (four goals, three assists) in four playoff games to help St. Andrew's College win the CISAA Championship ... Skated in five games with the Sioux City Musketeers of the United States Hockey League (USHL) ... Made his USHL debut on Sept. 30 at Tri-City.

**SCOUTING REPORT:** Possesses above average size and skill ... Makes effective use of his skating ability and reach to protect the puck and generate scoring chances by driving to the net.

**BACKGROUND:** Has committed to begin his collegiate career at Cornell University in 2017-18 ... Won the CISAA Championship twice during his career at St. Andrew's College.

**QUOTEBOOK:** "He has a combination of NHL-like size and skating ability, along with good hands and a sense of the game. He has a strong work ethic and plays with determination." - Rich Brown, Amateur Scout

SEASON	TEAM	LEAGUE	REGULAR SEASON					PLAYOFFS				
			GP	G	A	PTS	PIM	GP	G	A	PTS	PIM
2016-17	St. Andrew's College	CISAA	57	34	26	60	22	4	4	3	7	0
	Sioux City	USHL	5	0	0	0	2	-	-	-	-	-



## PATRIK VIRTA

SELECTED **SEVENTH ROUND, 207<sup>TH</sup> OVERALL**

### CENTER

HEIGHT **5'11"** WEIGHT **180** SHOOTS **RIGHT**  
BORN **MAR 6, 1996** BIRTHPLACE **HAMEENLINNA, FINLAND**

**2016-17 NOTES:** Established Liiga career-highs in several categories while playing with TPS Turku, including games played (49), goals (14), assists (13), and points (27) ... Ranked third on TPS in goals and ranked fifth on the team in shots on goal (204) ... Posted a 51.1% faceoff win percentage and ranked third on TPS in faceoffs taken (634) ... Skated in six playoff games with TPS, registering five goals and one assist for six points, along with four penalty minutes ... Tied for fifth in Liiga - and led TPS - in goals in the playoffs; also led TPS in points in the playoffs ... Tallied six points (three goals, three assists) and posted a plus-five rating in six games with TPS during the Champions Hockey League (CHL) tournament.

**SCOUTING REPORT:** A versatile forward who can play all three forward positions ... Is a threat to score offensively with an effective shot ... Is a smart player who reads the game well.

**BACKGROUND:** His father, Tony, played 19 seasons of professional hockey in Europe and North America, and he skated in eight NHL games with the Minnesota Wild during the 2001-02 season ... Registered 75 points (29 goals, 46 assists) and posted a plus-22 rating in 43 games during his final season in Liiga's junior league in 2014-15; received the Saku Koivu Award as the best forward in the league and the Teemu Selanne Award as the Best Player in the league.

**QUOTEBOOK:** "He is a very skilled forward. He has good poise with the puck and is a dangerous scorer who possesses an excellent shot." - Mikko Eloranta, European Scout

SEASON	TEAM	LEAGUE	REGULAR SEASON					PLAYOFFS				
			GP	G	A	PTS	PIM	GP	G	A	PTS	PIM
2016-17	TPS	Liiga	49	14	13	27	22	6	5	1	6	22

# 2017-18 NEW YORK RANGERS ROSTER

FORWARDS	HEIGHT	WEIGHT	SHOOTS	BIRTHPLACE
Buchnevich, Pavel	6'2"	191	Left	Cherepovets, Russia
Carey, Paul	6'1"	200	Left	Boston, Massachusetts
Catenacci, Daniel	5'10"	193	Left	Richmond Hill, Ontario
Chapie, Adam	6'1"	186	Right	Oxford, Michigan
Desharnais, David	5'7"	180	Left	Laurier-Station, Quebec
Fast, Jesper	6'0"	191	Right	Nassjo, Sweden
Fogarty, Steven	6'3"	209	Right	Chambersburg, Pennsylvania
Grabner, Michael	6'1"	188	Left	Villach, Austria
Gropp, Ryan	6'2"	195	Left	Kamloops, British Columbia
Hayes, Kevin	6'5"	217	Left	Dorchester, Massachusetts
Kovacs, Robin	6'0"	186	Left	Stockholm, Sweden
Kreider, Chris	6'3"	224	Left	Boxford, Massachusetts
Leedahl, Dawson	6'1"	197	Left	Saskatoon, Saskatchewan
Lettieri, Vinni	5'11"	195	Right	Excelsior, Minnesota
Miller, J.T.	6'1"	218	Left	East Palestine, Ohio
Nash, Rick	6'4"	211	Left	Brampton, Ontario
Nieves, Boo	6'3"	212	Left	Syracuse, New York
Puempel, Matt	6'1"	205	Left	Windsor, Ontario
Schneider, Cole	6'1"	203	Left	Williamsville, New York
Stromwall, Malte	6'0"	191	Right	Lulea, Sweden
Tambellini, Adam	6'4"	195	Left	Port Moody, British Columbia
Vesey, Jimmy	6'3"	206	Left	North Reading, Massachusetts
Zibanejad, Mika	6'2"	227	Right	Huddinge, Sweden
Zuccarello, Mats	5'8"	179	Left	Oslo, Norway
DEFENSEMEN	HEIGHT	WEIGHT	SHOOTS	BIRTHPLACE
Bereglazov, Alexei	6'4"	212	Left	Magnitogorsk, Russia
DeAngelo, Tony	5'11"	181	Right	Sewell, New Jersey
Gilmour, John	6'0"	195	Left	Montreal, Quebec
Graves, Ryan	6'5"	226	Left	Yarmouth, Nova Scotia
Holden, Nick	6'4"	214	Left	St. Albert, Alberta
Kampfer, Steven	5'11"	195	Right	Ann Arbor, Michigan
McDonagh, Ryan	6'1"	215	Left	St. Paul, Minnesota
Pedrie, Vince	6'0"	195	Left	Rochester, Minnesota
Pionk, Neal	6'0"	190	Right	Hermantown, Minnesota
Shattenkirk, Kevin	6'0"	200	Right	New Rochelle, New York
Skjei, Brady	6'3"	211	Left	Lakeville, Minnesota
Smith, Brendan	6'2"	211	Left	Mimico, Ontario
Staal, Marc	6'4"	209	Left	Thunder Bay, Ontario
GOALTENDERS	HEIGHT	WEIGHT	CATCHES	BIRTHPLACE
Georgiev, Alexandar	6'1"	180	Left	Moscow, Russia
Halverson, Brandon	6'4"	209	Left	Traverse City, Michigan
Lundqvist, Henrik	6'1"	180	Left	Are, Sweden
Nell, Chris	6'2"	188	Left	Green Bay, Wisconsin
Pavelec, Ondrej	6'3"	212	Left	Kladno, Czech Republic

# 2017-18 NEW YORK RANGERS ROSTER

BIRTHDATE	2016-17 TEAM	GP	G	A	PTS	PIM
4/17/95	Rangers (NHL)	41	8	12	20	13
	Hartford (AHL)	4	3	2	5	0
9/24/88	Capitals (NHL)	6	0	0	0	0
	Hershey (AHL)	55	24	31	55	29
3/9/93	Rochester (AHL)	50	5	8	13	44
	Hartford (AHL)	19	4	5	9	26
7/6/91	Hartford (AHL)	24	0	4	4	6
	Greenville (ECHL)	24	4	8	12	16
9/14/86	Canadiens (NHL)	31	4	6	10	6
	Oilers (NHL)	18	2	2	4	6
12/2/91	Rangers (NHL)	68	6	15	21	16
4/19/93	Hartford (AHL)	66	7	13	20	21
10/5/87	Rangers (NHL)	76	27	13	40	10
	Austria (Oly-Q)	3	1	0	1	0
9/16/96	Seattle (WHL)	66	35	49	84	26
	Seattle (M-Cup)	3	0	1	1	0
5/8/92	Rangers (NHL)	76	17	32	49	18
	United States (WC)	3	2	2	4	4
11/16/96	Hartford (AHL)	72	2	10	12	20
4/30/91	Rangers (NHL)	75	28	25	53	58
3/19/96	Regina (WHL)	71	35	54	89	121
2/6/95	University of Minnesota (NCAA)	38	19	18	37	36
	Hartford (AHL)	9	0	1	1	4
3/14/93	Rangers (NHL)	82	22	34	56	21
	North America (W-Cup)	1	0	0	0	0
6/16/84	Rangers (NHL)	67	23	15	38	26
1/23/94	Rangers (NHL)	1	0	0	0	0
	Hartford (AHL)	40	6	12	18	10
1/24/93	Senators (NHL)	13	0	0	0	7
	Rangers (NHL)	27	6	3	9	4
8/26/90	Sabres (NHL)	4	0	1	1	0
	Rochester (AHL)	71	24	39	63	45
8/24/94	Hartford (AHL)	44	2	4	6	20
11/1/94	Hartford (AHL)	68	13	22	35	22
5/26/93	Rangers (NHL)	80	16	11	27	26
4/18/93	Rangers (NHL)	56	14	23	37	16
9/1/87	Rangers (NHL)	80	15	44	59	26
	Europe (W-Cup)	6	1	3	4	4
	Norway (Oly-Q)	3	2	3	5	0
BIRTHDATE	2016-17 TEAM	GP	G	A	PTS	PIM
4/20/94	Metallurg (KHL)	60	1	18	19	20
10/24/95	Coyotes (NHL)	39	5	9	14	37
	Tucson (AHL)	25	3	13	16	31
5/17/93	Hartford (AHL)	76	6	19	25	18
5/21/95	Hartford (AHL)	76	8	22	30	69
5/15/87	Rangers (NHL)	80	11	23	34	35
9/24/88	Panthers (NHL)	1	0	0	0	4
	Rangers (NHL)	10	1	1	2	2
	Hartford (AHL)	43	4	15	19	44
6/13/89	Rangers (NHL)	77	6	36	42	37
	United States (W-Cup)	3	2	0	2	0
1/17/94	Penn State University (NCAA)	39	8	22	30	24
	Hartford (AHL)	9	0	5	5	8
7/29/95	University of Minnesota Duluth (NCAA)	42	7	27	34	25
1/29/89	Blues (NHL)	61	11	31	42	37
	Capitals (NHL)	19	2	12	14	10
3/26/94	Rangers (NHL)	80	5	34	39	42
	United States (WC)	3	0	1	1	0
2/8/89	Red Wings (NHL)	33	2	3	5	34
	Rangers (NHL)	18	1	3	4	29
1/13/87	Rangers (NHL)	72	3	7	10	34
BIRTHDATE	2016-17 TEAM	GP	W	L	OT	GAA
2/10/96	TPS Turku (Liiga)	27	13	8	4	1.70
3/29/96	Hartford (AHL)	26	9	16	0	3.45
	Greenville (ECHL)	9	4	5	0	3.43
3/2/82	Rangers (NHL)	57	31	20	4	2.74
	Sweden (W-Cup)	3	1	1	1	2.25
	Sweden (WC)	5	5	0	0	1.31
9/2/94	Bowling Green (NCAA)	34	17	14	2	2.15
	Hartford (AHL)	4	1	3	0	4.02
8/31/87	Jets (NHL)	8	4	4	0	3.55
	Manitoba (AHL)	18	8	7	2	2.78
	Czech Republic (W-Cup)	-	-	-	-	-

## HOW THE RANGERS WERE BUILT

Alexei Bereglazov	Signed as an undrafted free agent on April 21, 2017.
Pavel Buchnevich	Rangers third round choice, 75th overall, in the 2013 NHL Entry Draft.
Paul Carey	Signed as a free agent on July 1, 2017.
Daniel Catenacci	From the Buffalo Sabres in exchange for Mat Bodie on February 28, 2017.
Adam Chapie	Signed as an undrafted free agent on April 1, 2016.
Tony DeAngelo	From the Arizona Coyotes with a first round pick in the 2017 NHL Entry Draft in exchange for Derek Stepan and Antti Raanta on June 23, 2017.
David Desharnais	Signed as a free agent on July 5, 2017.
Jesper Fast	Rangers sixth round choice, 157th overall, in the 2010 NHL Entry Draft.
Steven Fogarty	Rangers third round choice, 72nd overall, in the 2011 NHL Entry Draft.
Alexandar Georgiev	Signed as an undrafted free agent on July 19, 2017.
John Gilmour	Signed as a free agent on August 18, 2016.
Michael Grabner	Signed as a free agent on July 1, 2016.
Ryan Graves	Rangers fourth round choice, 110th overall, in the 2013 NHL Entry Draft.
Ryan Gropp	Rangers second round choice, 41st overall, in the 2015 NHL Entry Draft.
Brandon Halverson	Rangers second round choice, 59th overall, in the 2014 NHL Entry Draft.
Kevin Hayes	Signed as a free agent on August 20, 2014.
Nick Holden	From the Colorado Avalanche in exchange for a fourth round pick in the 2017 NHL Entry Draft on June 25, 2016.
Steven Kampfer	From the Florida Panthers with a conditional draft pick in exchange for Dylan McIlrath on November 8, 2016.
Robin Kovacs	Rangers third round choice, 62nd overall, in the 2015 NHL Entry Draft.
Chris Kreider	Rangers first round choice, 19th overall, in the 2009 NHL Entry Draft.
Dawson Leedahl	Signed as an undrafted free agent on May 8, 2017.
Vinni Lettieri	Signed as an undrafted free agent on March 27, 2017.
Henrik Lundqvist	Rangers seventh round choice, 205th overall, in the 2000 NHL Entry Draft.
Ryan McDonagh	From the Montreal Canadiens with Chris Higgins, Pavel Valentenko, and Doug Janik in exchange for Scott Gomez, Tom Pyatt, and Mike Busto on June 30, 2009.
J.T. Miller	Rangers first round choice, 15th overall, in the 2011 NHL Entry Draft.
Rick Nash	From the Columbus Blue Jackets with Steven Delisle and a third round pick in the 2013 NHL Entry Draft in exchange for Artem Anisimov, Brandon Dubinsky, Tim Erixon, and a first round pick in the 2013 NHL Entry Draft on July 23, 2012.
Chris Nell	Signed as an undrafted free agent on March 23, 2017.
Boo Nieves	Rangers second round pick, 59th overall, in the 2012 NHL Entry Draft.
Ondrej Pavelec	Signed as a free agent on July 1, 2017.
Vince Pedrie	Signed as an undrafted free agent on March 28, 2017.
Neal Pionk	Signed as an undrafted free agent on May 1, 2017.
Matt Puempel	Claimed off waivers from Ottawa on November 21, 2016.
Cole Schneider	Signed as a free agent on July 1, 2017.
Kevin Shattenkirk	Signed as a free agent on July 1, 2017.
Brady Skjei	Rangers first round choice, 28th overall, in the 2012 NHL Entry Draft.
Brendan Smith	From the Detroit Red Wings in exchange for a third round pick in the 2017 NHL Entry Draft and a second round pick in the 2018 NHL Entry Draft on February 28, 2017.
Marc Staal	Rangers first round choice, 12th overall, in the 2005 NHL Entry Draft.
Malte Stromwall	Signed as an undrafted free agent on April 17, 2016.
Adam Tambellini	Rangers third round choice, 65th overall, in the 2013 NHL Entry Draft.
Jimmy Vesey	Signed as a free agent on August 19, 2016.
Mika Zibanejad	From the Ottawa Senators with a second round pick in the 2018 NHL Entry Draft in exchange for Derick Brassard and a seventh round pick in the 2018 NHL Entry Draft on July 18, 2016.
Mats Zuccarello	Signed as a free agent on March 28, 2013.



**HARTFORD  
WOLF PACK**

# 2017-18 HARTFORD WOLF PACK SCHEDULE

*October*

SUN	MON	TUE	WED	THU	FRI	SAT
1	2	3	4	5	6 7:15PM	7
8 5:00PM	9	10	11	12	13 7:15PM	14 7:00PM
15	16	17	18	19	20 7:15PM	21 7:00PM
22 3:00PM	23	24	25	26	27 7:15PM	28 7:00PM
29 5:00PM	30	31				

*November*

SUN	MON	TUE	WED	THU	FRI	SAT
			1	2	3 7:00PM	4 7:30PM
5 5:00PM	6	7	8	9	10	11 7:00PM
12 5:00PM	13	14	15 7:00PM	16	17 7:00PM	18 7:00PM
19	20	21	22	23	24 7:00PM	25 7:00PM
26 3:00PM	27	28	29 7:00PM	30		

*December*

SUN	MON	TUE	WED	THU	FRI	SAT
					1 7:00PM	2 6:00PM
3	4	5	6	7	8 7:00PM	9 7:30PM
10 5:00PM	11	12	13	14	15 7:00PM	16 7:00PM
17	18	19	20 7:00PM	21	22 7:15PM	23 8:00PM
24 31	25	26	27	28	29 7:00PM	30 7:00PM

*January*

SUN	MON	TUE	WED	THU	FRI	SAT
	1	2	3	4	5 7:00PM	6 7:00PM
7 5:00PM	8	9	10 7:00PM	11	12 7:30PM	13 7:00PM
14	15 1:00PM	16	17	18	19 7:00PM	20
21 5:00PM	22	23	24 7:00PM	25	26 7:15PM	27 7:30PM
28	29	30	31			

*February*

SUN	MON	TUE	WED	THU	FRI	SAT
			1		2 7:00PM	3 7:00PM
4	5	6	7 11:00AM	8	9 7:00PM	10 7:00PM
11	12	13 7:00PM	14 7:00PM	15	16	17 7:00PM
18 3:00PM	19	20	21	22	23 7:15PM	24 7:00PM
25 3:00PM	26	27	28			

*March*

SUN	MON	TUE	WED	THU	FRI	SAT
				1	2 7:00PM	3 3:00PM
4 3:00PM	5	6	7	8	9 7:15PM	10 6:00PM
11	12	13	14	15	16 7:15PM	17 7:00PM
18	19	20	21	22	23	24 3:00PM
25 5:00PM	26	27	28 7:00PM	29	30 7:15PM	31 7:00PM

*April*

SUN	MON	TUE	WED	THU	FRI	SAT
1	2	3	4	5	6 7:00PM	7 7:00PM
8 5:00PM	9	10	11	12	13 7:15PM	14 7:00PM
15	16	17	18	19	20	21
22	23	24	25	26	27	28
29	30					

HOME

AWAY

All starting times Eastern and subject to change.





# HARTFORD WOLF PACK TEAM PERSONNEL, 2017-18

## EXECUTIVE MANAGEMENT

---

President, New York Rangers/Governor, Hartford Wolf Pack	Glen Sather
General Manager, Hartford Wolf Pack	Chris Drury
General Manager, XL Center	Chris Lawrence
Assistant General Manager, XL Center	Ben Weiss

## HOCKEY CLUB PERSONNEL

---

Head Coach	Keith McCambridge
Assistant General Manager	Pat Boller
Assistant Coach	Joe Mormina
Athletic Trainer	Brian Fairbrother
Strength and Conditioning Coach	Mark Cesari
Assistant Athletic Trainer	Kevin Gazzale
Assistant Strength and Conditioning Coach	Kevin Gately
Equipment Manager	Russell Holdredge
Assistant Equipment Manager	Craig Lewis
Video Coordinator	Corey Smith

## FRONT OFFICE

---

Vice-President, Corporate Sales	Bryan Dooley
Director of Ticket Sales	Mike Cecchini
Director of Finance	Jeffrey McGarr
Director of Premium Seating	Allyson Boal
Director of Marketing	Danielle Griebel
Director of Broadcasting & Public Relations	Bob Crawford
Senior Manager of Business Operations	Ben DiCandilo
Senior Manager of Community Relations & Game Presentation	Franky Berrian
Corporate Sales Manager	Rose LeBlanc
Box Office Manager	Ruth Clarke-Olen
Assistant Box Office Manager	Paige Stouch
Sales Manager	Dave Romeiko
Account Executive	Luc Berube
Account Executive	Morgan Nadel
Account Executive	Courtney Perzan
Account Executive	James Warner
Executive Assistant	Elyse O'Connell
Event Coordinator	Pearson Davis
Sales Coordinator	Paige Ryan
Graphic Designer	Gary Goldberg-O'Maxfield

# COACHING STAFF



## KEITH McCAMBRIDGE

**Head Coach** | Keith McCambridge was named Head Coach of the Hartford Wolf Pack on June 12, 2017, becoming the sixth head coach in franchise history.

McCambridge, 43, joined the Rangers organization as the Wolf Pack's Assistant Coach on August 3, 2016. Prior to working with the Wolf Pack, McCambridge served the previous five seasons (2011-12 – 2015-16) as Head Coach of the Winnipeg Jets' AHL affiliate (St. John's IceCaps from 2011-12 – 2014-15 and Manitoba Moose in 2015-16). He posted a 179-158-23-20 record (wins-losses-overtime losses-shootout losses) during his five seasons as Head Coach of the IceCaps/Moose and guided the team to a playoff berth twice over the span.

In his first season with the team in 2011-12, McCambridge helped St. John's finish in first place in the Atlantic Division with a 43-25-5-3 record and advance to the Eastern Conference Finals. The IceCaps earned 99 points during the regular season in 2013-14 (46-23-2-5 record), and McCambridge helped the team advance to the Calder Cup Finals. In addition, McCambridge served as the Head Coach of the Eastern Conference All-Stars at the 2012 AHL All-Star Classic.

Prior to becoming Head Coach of Winnipeg's AHL affiliate, the Thompson, Manitoba, native served as an Assistant Coach with the Manitoba Moose for two seasons (2009-10 and 2010-11). In 2009-10, McCambridge worked alongside Rangers Associate Coach Scott Arniel, who was the Head Coach of the Moose. McCambridge also spent six seasons with the Alaska Aces of the ECHL (2003-04 – 2008-09), serving three seasons as a player/Assistant Coach (2003-04 – 2005-06), one season as an Assistant Coach after finishing his playing career (2006-07), and two seasons as the Aces' Head Coach (2007-08 and 2008-09).

McCambridge played 11 seasons of professional hockey (1995-96 – 2005-06) in the AHL, ECHL, and International Hockey League (IHL) prior to beginning his coaching career. In seven AHL seasons, he registered nine goals and 21 assists for 30 points, along with 1,057 penalty minutes in 378 games. In his final season as a player in 2005-06, McCambridge won the Kelly Cup as ECHL Champions while serving as the captain of the Alaska Aces. In addition, McCambridge helped the Kamloops Blazers win the Memorial Cup while playing his final season of junior hockey in 1994-95. He was selected by the Calgary Flames in the eighth round, 201st overall, of the 1994 NHL Entry Draft.

SEASON	TEAM	LEAGUE	REGULAR SEASON						PLAYOFFS			
			GC	W	L	OT	PTS	PTS%	GC	W	L	WIN%
2011-12	St. John's	AHL	76	43	25	8	94	.618	15	7	8	.467
2012-13	St. John's	AHL	76	32	36	8	72	.474	-	-	-	-
2013-14	St. John's	AHL	76	46	23	7	99	.651	21	12	9	.571
2014-15	St. John's	AHL	76	32	33	11	75	.493	-	-	-	-
2015-16	Manitoba	AHL	76	26	41	9	61	.401	-	-	-	-
<b>AHL TOTALS</b>			<b>380</b>	<b>179</b>	<b>158</b>	<b>43</b>	<b>401</b>	<b>.528</b>	<b>36</b>	<b>19</b>	<b>17</b>	<b>.528</b>



## PAT BOLLER

**Assistant General Manager** | Pat Boller enters his 11th season with the Hartford Wolf Pack and his sixth season as the team's Assistant General Manager.

Boller served as an Assistant Coach with Hartford for each of the last 10 seasons (2007-08 - 2016-17). In his role as the team's Assistant Coach, Boller served the team as a bench coach and video analyst. He added the title of Assistant General Manager prior to the start of the 2012-13 season.

Boller, 44, joined Hartford after serving nine years in the Rangers organization as a Coaches Assistant and Director of Operations, Madison Square Garden Training Center. In this capacity, he worked closely with Video Analyst Jerry Dineen to prepare video, as well as assisting with pre-scouting and tracking statistics. He also helped coordinate team travel and scheduling.

Boller was also instrumental in organizing and assisting with summer prospect and development camps, working closely with Rangers' prospects on and off the ice. The summer months also involved setting up player rehab and offseason programs in preparation for the coming season.

A former college hockey player and assistant captain at SUNY Potsdam, Boller was a member of the coaching staff at Manhattanville College in Purchase, New York. During his tenure, Manhattanville won the ECAC Championship three-straight seasons (2005, 2006, and 2007). He helped lead Manhattanville to an appearance in the Division III Final Eight in 2005 and 2006, and a Final Four appearance in 2007. The Queens, New York, native made it to the international stage in 2006 as Video Coach for USA Hockey at the World Junior Championship, serving under Head Coach Walt Kyle. He also went on to coach at the USA Select I5 Festival in 2006 and 2007.

Boller and his wife, Claudia, reside in Danbury, Connecticut with their sons, Kyle and Jack.



## JOE MORMINA

**Assistant Coach** | Joe Mormina begins his first season with the Wolf Pack coaching staff after being named Assistant Coach on August 1, 2017.

Mormina, 35, joins the Rangers organization after serving one season as the Assistant Coach at Mercyhurst University. Under Mormina's guidance, three Mercyhurst defensemen averaged at least 0.50 points per game during the 2016-17 season. In addition to helping players on the ice, Mormina worked in a player development role during his one season at Mercyhurst.

Prior to beginning his coaching career, the Montreal, Quebec, native played 11 seasons of professional hockey (2005-06 - 2015-16). Mormina skated in 670 career AHL games with the Manchester Monarchs, Albany River Rats, Wilkes-Barre/Scranton Penguins, Adirondack Phantoms, Syracuse Crunch, and Rochester Americans, registering 31 goals and 120 assists for 151 points, along with a plus-36 rating and 837 penalty minutes.

Mormina also helped his team advance to the playoffs in eight of his 11 seasons in the AHL, and he skated in 69 AHL playoff games in his career. Mormina established a career-high with a plus-37 rating in 2008-09, and he ranked second in the AHL in plus/minus rating during the season. Mormina also skated in one NHL game during his career, as he helped Carolina earn a win on February 14, 2008. He was originally selected by Philadelphia in the sixth round, 193rd overall, of the 2002 NHL Entry Draft.

Mormina played four seasons of collegiate hockey at Colgate University (2001-02 - 2004-05). He skated in 141 career collegiate games, registering 16 goals and 40 assists for 56 points, along with 156 penalty minutes. In his final collegiate season in 2004-05, Mormina helped Colgate finish in third place at the ECAC Hockey Tournament, and he was selected to the ECAC All-Tournament Team.



## AMERICAN HOCKEY LEAGUE 2016-17 FINAL STANDINGS

<b>EASTERN CONFERENCE</b>	<b>GP</b>	<b>W</b>	<b>L</b>	<b>OTL</b>	<b>SL</b>	<b>PTS</b>	<b>PCT</b>	<b>GF</b>	<b>GA</b>
1 Wilkes-Barre/Scranton Penguins	76	51	20	3	2	107	.704	247	170
2 Lehigh Valley Phantoms	76	48	23	5	0	101	.664	260	219
3 Hershey Bears	76	43	22	8	3	97	.638	252	211
4 Providence Bruins	76	43	23	6	4	96	.632	229	188
5 Bridgeport Sound Tigers	76	44	28	3	1	92	.605	220	212
6 Syracuse Crunch	76	38	24	7	7	90	.592	232	227
7 Toronto Marlies	76	42	29	4	1	89	.586	245	207
8 Albany Devils	76	39	32	2	3	83	.546	204	206
9 St. John's IceCaps	76	36	30	8	2	82	.539	216	220
10 Utica Comets	76	35	32	7	2	79	.520	195	220
11 Springfield Thunderbirds	76	32	33	9	2	75	.493	197	206
12 Rochester Americans	76	32	41	0	3	67	.441	205	240
13 Binghamton Senators	76	28	44	2	2	60	.395	190	266
<b>14 Hartford Wolf Pack</b>	<b>76</b>	<b>24</b>	<b>46</b>	<b>4</b>	<b>2</b>	<b>54</b>	<b>.355</b>	<b>194</b>	<b>280</b>

<b>WESTERN CONFERENCE</b>	<b>GP</b>	<b>W</b>	<b>L</b>	<b>OTL</b>	<b>SL</b>	<b>PTS</b>	<b>PCT</b>	<b>GF</b>	<b>GA</b>
1 San Jose Barracuda	68	43	16	4	5	95	.699	232	176
2 San Diego Gulls	68	43	20	3	2	91	.669	221	178
3 Chicago Wolves	76	44	19	8	5	101	.664	251	200
4 Grand Rapids Griffins	76	47	23	1	5	100	.658	251	190
5 Milwaukee Admirals	76	43	26	4	3	93	.612	225	215
6 Ontario Reign	68	36	21	10	1	83	.610	199	190
7 Stockton Heat	68	34	25	7	2	77	.566	212	192
8 Charlotte Checkers	76	39	29	7	1	86	.566	212	208
9 Cleveland Monsters	76	39	29	4	4	86	.566	195	198
10 Iowa Wild	76	36	31	7	2	81	.533	182	196
11 Bakersfield Condors	68	33	29	5	1	72	.529	200	188
12 Tucson Roadrunners	68	29	31	8	0	66	.485	187	237
13 Texas Stars	76	34	37	1	4	73	.480	224	265
14 Manitoba Moose	76	29	37	5	5	68	.447	197	242
15 Rockford IceHogs	76	25	39	9	3	62	.408	175	246
16 San Antonio Rampage	76	27	42	5	2	61	.401	184	240

# HARTFORD WOLF PACK 2016-17 REGULAR SEASON SCORING

#	PLAYER	POS		GP	G	A	PTS	+/-	PIM	PPG	SHG	GWG	S	S%
41	Taylor Beck	RW	Total	56	19	47	66	7	24	6	0	2	171	11.1
			HFD	16	6	10	16	-5	6	2	0	0	41	14.6
13	Nicklas Jensen	RW		70	32	23	55	-27	58	11	0	3	224	14.3
15	Marek Hrivik	LW		56	16	24	40	3	12	2	3	1	107	15.0
7	Adam Tambellini	C		68	13	22	35	-34	22	5	0	2	131	9.9
14	Justin Fontaine	RW		50	9	21	30	-3	20	3	1	2	83	10.8
22	Mat Bodie	D		45	8	22	30	-14	47	5	0	0	81	9.9
27	Ryan Graves	D		76	8	22	30	-17	69	3	0	1	191	4.2
10	Matt Carey	LW		73	21	8	29	-25	82	4	0	2	92	22.8
9	Chris Brown	RW		64	14	13	27	-18	78	4	0	2	122	11.5
3	John Gilmour	D		76	6	19	25	-39	18	1	0	0	110	5.5
43	Daniel Catenacci	C	Total	69	9	13	22	-24	70	0	0	0	86	10.5
			HFD	19	4	5	9	-4	26	0	0	0	19	21.1
19	Steven Fogarty	C		66	7	13	20	-8	21	0	0	1	63	11.1
17	Philip McRae	C		76	8	11	19	-29	20	1	0	2	129	6.2
8	Steven Kampfer	D		43	4	15	19	-22	24	3	0	0	99	4.0
24	Cristoval Nieves	C		40	6	12	18	-7	10	0	1	2	55	10.9
51	Tanner Glass	LW		57	6	9	15	-3	86	1	0	0	43	14.0
44	Michael Paliotta	D		52	1	13	14	-1	20	0	0	0	94	1.1
88	Michael Joly	RW		28	6	6	12	-6	6	2	0	2	23	26.1
55	Chris Summers	D		74	4	8	12	-6	71	0	0	0	78	5.1
96	Robin Kovacs	RW		72	2	10	12	-27	20	0	0	0	50	4.0
21	Malte Stromwall	RW		44	2	4	6	-12	20	0	0	0	56	3.6
89	Pavel Buchnevich	RW		4	3	2	5	2	0	2	0	1	10	30.0
14	Ty Ronning	RW		12	2	3	5	-4	6	0	0	0	23	8.7
4	Vince Pedrie	D		9	0	5	5	-6	8	0	0	0	23	0.0
5	Tommy Hughes	D		53	0	5	5	-13	34	0	0	0	39	0.0
71	Ahti Oksanen	LW		15	2	2	4	1	2	0	0	0	21	9.5
11	Allan McPherson	C		28	1	3	4	-2	14	0	0	0	17	5.9
23	Adam Chapie	RW		24	0	4	4	-9	6	0	0	0	7	0.0
49	Calle Andersson	D		4	0	3	3	-6	4	0	0	0	7	0.0
49	Garrett Noonan	D		26	0	3	3	-3	24	0	0	0	19	0.0
2	Spiro Goulakos	D		8	0	2	2	-2	4	0	0	0	8	0.0
18	Brandon Alderson	RW		3	0	1	1	1	2	0	0	0	3	0.0
18	Vinni Lettieri	C		9	0	1	1	-4	4	0	0	0	12	0.0
31	Brandon Halverson	G		26	0	1	1	-	2	0	0	0	0	0.0
16	Tommy Thompson	RW		3	0	0	0	-2	0	0	0	0	3	0.0
6	Dylan McIlrath	D		4	0	0	0	-3	11	0	0	0	5	0.0
1	Chris Nell	G		4	0	0	0	-	0	0	0	0	0	0.0
33	Jeff Malcolm	G		5	0	0	0	-	0	0	0	0	0	0.0
70	Mackenzie Skapski	G		13	0	0	0	-	0	0	0	0	0	0.0
45	Magnus Hellberg	G		36	0	0	0	-	2	0	0	0	0	0.0
	BENCH			76	3	-	3	-	10	0	0	0	3	100.0
	TOTALS			76	194	325	516	-354	889	49	5	23	2,092	9.1

#	GOALTENDER	GP	MINS	W	L	OT	SO	GA	GAA	SA	SV	SV%
45	Magnus Hellberg	36	1,990:12	12	15	5	1	98	2.95	1,006	908	.903
31	Brandon Halverson	26	1,442:50	9	16	0	0	83	3.45	732	649	.887
1	Chris Nell	4	238:32	1	3	0	0	16	4.02	134	118	.881
33	Jeff Malcolm	5	231:31	0	4	1	0	18	4.66	133	115	.865
70	Mackenzie Skapski	13	659:48	2	8	0	0	52	4.73	360	308	.856
	Empty Net	36	37:33	-	-	-	-	11	-	-	-	-
	TOTALS	76	4,600:26	24	46	6	1	278	3.63	2,376	2,098	.883

## MSG NETWORK TEAM



### SAM ROSEN

**TV PLAY-BY-PLAY** | Sam Rosen has been calling play-by-play for the New York Rangers on MSG since 1984 and the words he uttered on June 14, 1994 – “This one will last a lifetime!” – will be celebrated forever by the nearly two million Rangers fans that tuned in that evening to watch the Rangers clinch the Stanley Cup for the first time in 54 years.

One of the most knowledgeable and thorough play-by-play personalities in sports, Rosen has called games alongside some of hockey’s greatest minds, including Hall-of-Famer Phil Esposito, former Rangers goaltender John Davidson and current partner Joe Micheletti. His broadcasting expertise extends beyond hockey as he continues to call weekly football games for the NFL on FOX. Rosen has won four New York Emmy Awards for MSG’s Rangers coverage and has been nominated eight times for achievement in play-by-play. Sam worked alongside Hockey Hall of Fame broadcaster John Davidson for 20 years. Sam also called games for NHL Radio for 13 years (1996 - 2008), including 12 Stanley Cup Finals. He was inducted into the Jewish Sports Hall of Fame in 2008. Sam was also the recipient of the 2016 Foster Hewitt Memorial Award from the Hockey Hall of Fame.



### JOE MICHELETTI

**TV ANALYST** | Joe Micheletti was named MSG’s New York Rangers television analyst in September 2006 after spending eight years serving in the same capacity for the New York Islanders on MSG\*. Micheletti is also an analyst for NBC’s coverage of the NHL.

Micheletti broke into broadcasting in 1985 as part of the St. Louis Blues radio team after a seven-year professional hockey career. He held the position for two years before joining the Blues in 1987 as an assistant coach. After spending three years behind the bench, Micheletti returned to broadcasting in 1991 as the color analyst for the Minnesota North Stars. He then returned to St. Louis, this time as the television analyst for the Blues. He has been a part of the broadcast team for five Winter Olympics with CBS, TNT and NBC, 19 Stanley Cup Finals, 14 NHL All-Star games, and the World Cup of Hockey. Micheletti can also be heard doing national radio for NBC/Westwood One. Micheletti has earned numerous New York Emmy nominations for his work with MSG Networks, most recently in 2016.



## MSG NETWORK TEAM



### JOHN GIANNONE

**TV REPORTER/PLAY-BY-PLAY** | John Giannone is a host and reporter for MSG's Rangers telecasts, providing in-game analysis and commentary from between the benches, while conducting player interviews during intermission and pre- and post-game shows. Giannone joined MSG in 2002 and has worked in a number of roles, including play-by-play, host, anchor and reporter for a variety of games and programs on the network. Giannone has received five Emmy Awards for his role in Rangers coverage between 2008 and 2015.

Prior to joining MSG, Giannone was a field reporter for CNN and spent nine years as a writer covering the Islanders, Jets, Giants, and Mets for the NY Post and the Mets, Rangers and Yankees for The Daily News.



### AL TRAUTWIG

**TV STUDIO HOST/REPORTER** | Al Trautwig has been a staple on MSG since he joined the network in 1989 and is currently the pregame, postgame and intermission host for the Rangers and Knicks home telecasts, and serves as an in-game reporter for Rangers home games.

Trautwig's work has been recognized numerous times throughout his career. He won the New York Sportscaster of the Year award in 2000 and has received five New York Emmy Awards for sports writing (2012) and on-camera achievement (1996, 1997, 2000, and 2008). Trautwig has also been part of seven New York Emmy Award-winning teams at MSG for "Outstanding Live Sports Coverage: Series" – for the Yankees in 1999 and 2000; the Knicks in 1992, 1997 and 2011; and the Rangers in 1994 and 2009. In addition to his duties with MSG, Trautwig has been a part of the Olympic broadcast team 17 times, including the 2012 Olympic Games in London, Sochi 2014, and Rio de Janeiro 2016.

## MSG NETWORK TEAM



### BILL PIDTO

**STUDIO HOST** | Bill Pidto joined MSG in 2009 and currently serves as a studio host for Rangers and Knicks road games, as well as the “MSG 150.”

Prior to his work with MSG Networks, Pidto was an anchor at ESPN from 1993 to 2008 where he hosted “SportsSmash” in the inaugural year of ESPN2 and anchored “NHL 2Night,” “NFL Primetime,” “Baseball Tonight” and “SportsCenter” during his tenure. Pidto began his broadcasting career as a sports anchor and reporter for WVBR radio in Ithaca, New York. After graduating from Cornell in 1987, Pidto worked as a sports director in Binghamton, NY and as a sports anchor in Syracuse, NY.



### RON DUGUAY

**STUDIO ANALYST** | Ron Duguay is an Emmy Award winning broadcaster that joined MSG Networks in 2007 as a studio analyst for coverage of the New York Rangers. Duguay was selected by the Rangers with the 13th pick of the 1977 NHL Amateur Draft and scored 20 goals in his rookie year in 1977-78. Duguay tallied nine points (five goals, four assists) in 18 games during the 1979 Playoffs, helping the Rangers advance to the Stanley Cup Final. In 1981-82, he recorded a career-high 40 goals and was selected to play in the NHL All-Star Game. Duguay played 12 years in the NHL

with the Rangers, Red Wings, Penguins and Kings, totaling 864 career games, 274 goals and 346 assists for 620 points.



### STEVE VALIQUETTE

**STUDIO ANALYST** | Steve Valiquette joined MSG Networks in 2014 and returns this season as a studio analyst for coverage of the New York Rangers. Valiquette received a 2016 Emmy nomination for his work on MSG Network. Valiquette played in the NHL for parts of six seasons with three teams, including the New York Rangers and New York Islanders. Valiquette made his first NHL start with the Islanders on March 16, 2000 in a 4-2 win against the Atlanta Thrashers. The popular goaltender made his NHL playoff debut with the Rangers in 2009 against

the Washington Capitals. After a 15 year playing career Valiquette joined the Quinnipiac Bobcats NCAA Div I coaching staff in 2011. In 2012-2014 he worked for the New York Islanders as a goalie consultant developing goalies within the Islanders system as well as scouting. Additionally, Valiquette has a hockey analytics business (Clear Sight Analytics), which rates scoring chances in the NHL as well as year round (Clear Sight Development), which is a coaching platform that mentors young goalies across Connecticut and Tri State area 12 months a year. Steve is married with children and resides in Connecticut with his wife Chrissy and sons, Dalton and Dean.

## MSG NETWORK TEAM



### KENNY ALBERT

**RADIO PLAY-BY-PLAY** | Kenny Albert, a 2016 nominee for a National Sports Emmy Award in the play-by-play category, returns for his 22nd season as the radio voice of the Rangers. The only play-by-play broadcaster currently calling all four major sports, Albert has also called hockey at the last four Winter Olympics, Track and Field at the 2016 Summer Olympics, and Premier Boxing Champions for NBC. He has been at the mic for five NFC Divisional playoff games, the 2007 and 2009 Sugar Bowls, 2008 Orange Bowl, 2008 Pro Bowl and 2011 Cotton Bowl for FOX; the "world feed" of Super Bowl XLVI in February 2012; the 2015 American League Division Series (Toronto vs. Texas) and 2016 National League Division Series (Washington vs. LA Dodgers); and

Knicks games on MSG Network. Albert called the 2014, 2015, 2016 and 2017 NHL Western Conference Final, as well as Game I of the 2014 Stanley Cup Final, for NBC. He is currently in his 24th season as a play-by-play announcer for the NFL on FOX. Albert has also called Major League Baseball on various FOX networks for the last 21 seasons. Albert called the Stanley Cup Final on NHL Radio in 1994, 1995, 2016 and 2017, as well as five seasons of the NHL on FOX (1995-99). He has also called NHL regular season and playoff games on OLN, Versus, NBCSN and NBC. From 1992-95, Albert was the television voice of the Washington Capitals following two seasons as radio voice of the American Hockey League's Baltimore Skipjacks. He lives in New Jersey with wife Barbara and daughters Amanda and Sydney.



### DON LA GRECA

**RADIO PLAY-BY-PLAY** | Don La Greca can be heard as the play-by-play announcer for Rangers' radio broadcasts, filling in for lead announcer Kenny Albert. La Greca has spent many seasons hosting the official Rangers' pre- and post-game shows on ESPN New York radio. He has been with ESPN New York radio from its start and was actually the first voice listeners heard when the station launched on September 3, 2001.

La Greca is co-host of "The Michael Kay Show." The show is now heard weekdays on 98.7 FM ESPN New York and on Sirius XM satellite radio from 3 to 7 p.m. "The Michael Kay Show" is also simulcast on the YES Network. He has been part of the Kay show since 2002. La Greca also hosts ESPN New York's official "Jets Gameday" pregame show and "The 5th Quarter" postgame show with former Jets LB Greg Buttle. He has been around the sports radio industry for years. He started at Sports Phone, where he updated scores and covered all nine local pro teams. He then worked as a Sports anchor at 1010 WINS. La Greca was also a talk show host at eYada.com. He currently resides in Somerset, NJ with his wife, Nancy.



### DAVE MALONEY

**RADIO/TV ANALYST** | Former New York Rangers captain and defenseman Dave Maloney is entering his 13th season as part of the MSG broadcasting crew. At the age of 18, Maloney became the youngest player in Rangers history when he played his first game on December 18, 1974 and in 1978 became the youngest player to be named Rangers captain. After a decade in the NHL, Maloney took his first step into broadcasting by joining the Rangers radio crew while recovering from an injury during the 1984-85 season. He officially traded his skates for a microphone following the season and landed several broadcasting jobs in the years to follow, including with CTV in Canada, the Minnesota North Stars, Sports Channel and WFAN radio in New York.



**JEFF FILIPPI**  
Senior Vice President  
& Executive Producer,  
MSG Networks



**KEVIN MEININGER**  
Senior Coordinating Producer,  
Remote Production,  
MSG Network



**LARRY ROTH**  
TV Director,  
MSG Network



**CHRIS EBERT**  
TV Producer,  
MSG Network





The Garden of Dreams Foundation is a non-profit organization that works with The Madison Square Garden Company and MSG Networks Inc. to positively impact the lives of children facing obstacles. The Foundation works with

28 partner organizations throughout the tri-state area, including hospitals, wish organizations and community-based organizations, to reach children who are facing challenges such as homelessness, extreme poverty, illness and foster care.

Since it began in 2006, Garden of Dreams has used the magic of MSG and MSG Networks – including the Rangers, Knicks, Liberty, Rockettes, famed showplaces and two sports and entertainment networks – to brighten the lives of more than 350,000 children and their families.

The Foundation takes pride in its commitment to truly change lives, hosting more than 500 events and programs each year.

In addition, through its Garden of Dreams Giving program, the Foundation helps its partner organizations through the direct support of scholarships and long-lasting community projects such as the refurbishment of pediatric areas at local hospitals, basketball courts and community centers – with plans for many more vital civic enhancements in the years to come.

**For more information on the Garden of Dreams Foundation, please call 212-465-4170 or visit [gardenofdreamsfoundation.org](http://gardenofdreamsfoundation.org).**





2016-17 SEA





SON IN REVIEW

## FINAL NHL STANDINGS

### EASTERN CONFERENCE

ATLANTIC		GP	W	L	OT	PTS	ROW	GF	GA
Montreal	(4)	82	47	26	9	103	44	226	200
Ottawa	(6)	82	44	28	10	98	38	212	214
Boston	(7)	82	44	31	7	95	42	234	212
Toronto	(8)	82	40	27	15	95	39	251	242
Tampa Bay	(10)	82	42	30	10	94	38	234	227
Florida	(13)	82	35	36	11	81	30	210	237
Detroit	(14)	82	33	36	13	79	24	207	244
Buffalo	(15)	82	33	37	12	78	31	201	237

METROPOLITAN		GP	W	L	OT	PTS	ROW	GF	GA
Washington	(1)	82	55	19	8	118	53	263	182
Pittsburgh	(2)	82	50	21	11	111	46	282	234
Columbus	(3)	82	50	24	8	108	48	249	195
<b>NY Rangers</b>	<b>(5)</b>	<b>82</b>	<b>48</b>	<b>28</b>	<b>6</b>	<b>102</b>	<b>45</b>	<b>256</b>	<b>220</b>
NY Islanders	(9)	82	41	29	12	94	39	241	242
Philadelphia	(11)	82	39	33	10	88	32	219	236
Carolina	(12)	82	36	31	15	87	33	215	236
New Jersey	(16)	82	28	40	14	70	25	183	244

### WESTERN CONFERENCE

CENTRAL		GP	W	L	OT	PTS	ROW	GF	GA
Chicago	(1)	82	50	23	9	109	46	244	213
Minnesota	(2)	82	49	25	8	106	46	266	208
St. Louis	(5)	82	46	29	7	99	44	235	218
Nashville	(8)	82	41	29	12	94	39	240	224
Winnipeg	(9)	82	40	35	7	87	37	249	256
Dallas	(11)	82	34	37	11	79	33	223	262
Colorado	(14)	82	22	56	4	48	21	166	278

PACIFIC		GP	W	L	OT	PTS	ROW	GF	GA
Anaheim	(3)	82	46	23	13	105	43	223	200
Edmonton	(4)	82	47	26	9	103	43	247	212
San Jose	(6)	82	46	29	7	99	44	221	201
Calgary	(7)	82	45	33	4	94	41	226	221
Los Angeles	(10)	82	39	35	8	86	37	201	205
Arizona	(12)	82	30	42	10	70	24	197	260
Vancouver	(13)	82	30	43	9	69	26	182	243

## FINAL CONFERENCE STANDINGS

<b>EASTERN</b>	<b>GP</b>	<b>W</b>	<b>L</b>	<b>OT</b>	<b>PTS</b>	<b>ROW</b>	<b>GF</b>	<b>GA</b>
Washington	82	55	19	8	118	53	263	182
Pittsburgh	82	50	21	11	111	46	282	234
Columbus	82	50	24	8	108	48	249	195
Montreal	82	47	26	9	103	44	226	200
<b>NY Rangers</b>	<b>82</b>	<b>48</b>	<b>28</b>	<b>6</b>	<b>102</b>	<b>45</b>	<b>256</b>	<b>220</b>
Ottawa	82	44	28	10	98	38	212	214
Boston	82	44	31	7	95	42	234	212
Toronto	82	40	27	15	95	39	251	242
NY Islanders	82	41	29	12	94	39	241	242
Tampa Bay	82	42	30	10	94	38	234	227
Philadelphia	82	39	33	10	88	32	219	236
Carolina	82	36	31	15	87	33	215	236
Florida	82	35	36	11	81	30	210	237
Detroit	82	33	36	13	79	24	207	244
Buffalo	82	33	37	12	78	31	201	237
New Jersey	82	28	40	14	70	25	183	244

<b>WESTERN</b>	<b>GP</b>	<b>W</b>	<b>L</b>	<b>OT</b>	<b>PTS</b>	<b>ROW</b>	<b>GF</b>	<b>GA</b>
Chicago	82	50	23	9	109	46	244	213
Minnesota	82	49	25	8	106	46	266	208
Anaheim	82	46	23	13	105	43	223	200
Edmonton	82	47	26	9	103	43	247	212
St. Louis	82	46	29	7	99	44	235	218
San Jose	82	46	29	7	99	44	221	201
Calgary	82	45	33	4	94	41	226	221
Nashville	82	41	29	12	94	39	240	224
Winnipeg	82	40	35	7	87	37	249	256
Los Angeles	82	39	35	8	86	37	201	205
Dallas	82	34	37	11	79	33	223	262
Arizona	82	30	42	10	70	24	197	260
Vancouver	82	30	43	9	69	26	182	243
Colorado	82	22	56	4	48	21	166	278

INDIVIDUAL SCORING LEADERS FOR ART ROSS TROPHY

PLAYER	TEAM	GP	G	A	PTS
Connor McDavid	EDM	82	30	70	100
Sidney Crosby	PIT	75	44	45	89
Patrick Kane	CHI	82	34	55	89
Nicklas Backstrom	WSH	82	23	63	86
Nikita Kucherov	TBL	74	40	45	85
Brad Marchand	BOS	80	39	46	85
Mark Scheifele	WPG	79	32	50	82
Leon Draisaitl	EDM	82	29	48	77
Brent Burns	SJS	82	29	47	76
Vladimir Tarasenko	STL	82	39	36	75
Artemi Panarin	CHI	82	31	43	74
Blake Wheeler	WPG	82	26	48	74
Ryan Getzlaf	ANA	74	15	58	73
Evgeni Malkin	PIT	62	33	39	72
Tyler Seguin	DAL	82	26	46	72
Victor Hedman	TBL	79	16	56	72
Erik Karlsson	OTT	77	17	54	71
David Pastrnak	BOS	75	34	36	70
Phil Kessel	PIT	82	23	47	70

GOAL SCORING AND ASSISTS LEADERS

GOALS				ASSISTS			
PLAYER	TEAM	GP	G	PLAYER	TEAM	GP	A
Sidney Crosby	PIT	75	44	Connor McDavid	EDM	82	70
Auston Matthews	TOR	82	40	Nicklas Backstrom	WSH	82	63
Nikita Kucherov	TBL	74	40	Ryan Getzlaf	ANA	74	58
Vladimir Tarasenko	STL	82	39	Victor Hedman	TBL	79	56
Brad Marchand	BOS	80	39	Patrick Kane	CHI	82	55
Jeff Skinner	CAR	79	37	Erik Karlsson	OTT	77	54
Patrik Laine	WPG	73	36	Henrik Zetterberg	DET	82	51
Cam Atkinson	CBJ	82	35	Mark Scheifele	WPG	79	50
Max Pacioretty	MTL	81	35	Blake Wheeler	WPG	82	48
Anders Lee	NYI	81	34	Leon Draisaitl	EDM	82	48
David Pastrnak	BOS	75	34	Duncan Keith	CHI	80	47
Patrick Kane	CHI	82	34	Ryan Johansen	NSH	82	47
4 players tied with 33				Phil Kessel	PIT	82	47
				Brent Burns	SJS	82	47

ROOKIE SCORING LEADERS

PLAYER	TEAM	GP	G	A	PTS
Auston Matthews	TOR	82	40	29	69
Patrik Laine	WPG	73	36	28	64
William Nylander	TOR	81	22	39	61
Mitchell Marner	TOR	77	19	42	61
Sebastian Aho	CAR	82	24	25	49
Matthew Tkachuk	CGY	76	13	35	48
Zach Werenski	CBJ	78	11	36	47
Brayden Point	TBL	68	18	22	40
Brady Skjei	NYR	80	5	34	39
Mikko Rantanen	COL	75	20	18	38

DEFENSEMEN SCORING LEADERS

PLAYER	TEAM	GP	G	A	PTS
Brent Burns	SJS	82	29	47	76
Victor Hedman	TBL	79	16	56	72
Erik Karlsson	OTT	77	17	54	71
Kevin Shattenkirk	WSH	80	13	43	56
Duncan Keith	CHI	80	6	47	53
Dustin Byfuglien	WPG	80	13	39	52
Justin Schultz	PIT	78	12	39	51
Torey Krug	BOS	81	8	43	51
Dougie Hamilton	CGY	81	13	37	50
John Klingberg	DAL	80	13	36	49
Roman Josi	NSH	72	12	37	49
Alex Pietrangolo	STL	80	14	34	48
Zach Werenski	CBJ	78	11	36	47
Nick Leddy	NYI	81	11	35	46
Rasmus Ristolainen	BUF	79	6	39	45
Drew Doughty	LAK	82	12	32	44
Jake Gardiner	TOR	82	9	34	43
Shea Weber	MTL	78	17	25	42
Seth Jones	CBJ	75	12	30	42
Ryan McDonagh	NYR	77	6	36	42

GOALTENDING LEADERS

GOALS AGAINST AVERAGE

GOALTENDER	TEAM	GP	GAA	GA	MIN
Sergei Bobrovsky	CBJ	63	2.06	127	3,707:04
Braden Holtby	WSH	63	2.07	127	3,680:10
Jimmy Howard	DET	26	2.10	49	1,396:43
Peter Budaj	TBL	60	2.18	120	3,308:16
John Gibson	ANA	52	2.22	109	2,950:21
Carey Price	MTL	62	2.23	138	3,708:08
Tuukka Rask	BOS	65	2.23	137	3,679:30
Devan Dubnyk	MIN	65	2.25	141	3,758:00
Antti Raanta	NYR	30	2.26	61	1,617:20
Craig Anderson	OTT	40	2.28	92	2,421:14

WINS

GOALTENDER	TEAM	GP	W	L	OT	MIN
Braden Holtby	WSH	63	42	13	6	3,680:10
Cam Talbot	EDM	73	42	22	8	4,294:00
Sergei Bobrovsky	CBJ	63	41	17	5	3,707:04
Devan Dubnyk	MIN	65	40	19	5	3,758:00
Carey Price	MTL	62	37	20	5	3,708:08
Tuukka Rask	BOS	65	37	20	5	3,679:30
Martin Jones	SJS	65	35	23	6	3,800:21
Frederik Andersen	TOR	66	33	16	14	3,799:20
Jake Allen	STL	61	33	20	5	3,418:19
Matt Murray	PIT	49	32	10	4	2,765:48

SAVE PERCENTAGE

GOALTENDER	TEAM	GP	SV%	W	L	OT	GA	SA	MIN
Sergei Bobrovsky	CBJ	63	.931	41	17	5	127	1854	3,707:04
Jimmy Howard	DET	26	.927	10	11	1	49	675	1,396:43
Craig Anderson	OTT	40	.926	25	11	4	92	1247	2,421:14
Braden Holtby	WSH	63	.925	42	13	6	127	1690	3,680:10
John Gibson	ANA	52	.924	25	16	9	109	1437	2,950:21
Scott Darling	CHI	32	.924	18	5	5	67	877	1,688:35
Devan Dubnyk	MIN	65	.923	40	19	5	141	1842	3,758:00
Matt Murray	PIT	49	.923	32	10	4	111	1450	2,765:48
Carey Price	MTL	62	.923	37	20	5	138	1794	3,708:08
Anders Nilsson	BUF	26	.923	10	10	4	66	857	1,484:15

SHUTOUTS

GOALTENDER	TEAM	GP	SO	W	L	OT	MIN
Braden Holtby	WSH	63	9	42	13	6	3,680:10
Tuukka Rask	BOS	65	8	37	20	5	3,679:30
Cam Talbot	EDM	73	7	42	22	8	4,294:00
Sergei Bobrovsky	CBJ	63	7	41	17	5	3,707:04
Peter Budaj	TBL	60	7	30	21	3	3,308:16
John Gibson	ANA	52	6	25	16	9	2,950:21
Devan Dubnyk	MIN	65	5	40	19	5	3,758:00
Craig Anderson	OTT	40	5	25	11	4	2,421:14
Mike Condon	OTT	41	5	19	14	6	2,324:25

Six goaltenders tied with 4 shutouts

## GAME SUMMARIES

### OCTOBER

**Oct. 13, Rangers 5 vs. Islanders 3** - Five different Rangers tallied a goal and 11 different Rangers recorded a point in the contest. The Rangers held a 2-0 lead after 40 minutes, as Michael Grabner registered his first goal as a Ranger in the first period and Mats Zuccarello notched a goal in the second period. After the Islanders tallied two goals to tie the game in the third period, Chris Kreider recorded a goal with 10:15 remaining in regulation to give the Rangers the lead, and Brandon Pirri notched his first goal as a Ranger to extend the Blueshirts' lead to two. J.T. Miller added an empty-net goal for the Rangers.

Shots: NYR - 39; NYI - 28

PP: NYR - 1-5/7:34; NYI - 0-3/6:00

3 Stars: I. C. Kreider (NYR); 2. B. Pirri (NYR); 3. M. Zibanejad (NYR)

**Oct. 15, Rangers 2 at Blues 3** - After St. Louis opened the scoring 1:13 into the contest, Chris Kreider tallied his second goal of the season at 5:25 of the first period to tie the game. St. Louis notched a goal with 2:28 remaining in the first period to take a 2-1 lead and extended its lead to two at 2:28 of the second period. Mika Zibanejad recorded his first goal as a Ranger at 2:58 of the second period to cut New York's deficit in half, but neither team tallied a goal for the remainder of the game.

Shots: NYR - 35; STL - 18

PP: NYR - 0-2/4:00; STL - 1-5/8:06

3 Stars: I. C. Hutton (STL); 2. P. Stastny (STL); 3. C. Kreider (NYR)

**Oct. 17, Rangers 7 vs. Sharks 4** - Seven different Rangers recorded a goal and 12 different Rangers notched a point in the contest. After each team registered a goal in the first period, Rick Nash and Chris Kreider tallied goals in the second period to give the Rangers a 3-1 lead. Jimmy Vesey recorded the game-winning goal, which was also his first career NHL goal/point, in the third period. Kreider, Mats Zuccarello, Ryan McDonagh, and Derek Stepan all posted a multi-point game in the contest.

Shots: NYR - 29; SJS - 31

PP: NYR - 1-3/5:51; SJS - 1-4/7:13

3 Stars: I. C. Kreider (NYR); 2. J. Pavelski (SJS); 3. B. Burns (SJS)

**Oct. 19, Rangers 1 vs. Red Wings 2** - Mika Zibanejad tallied the first goal of the game 1:09 into the contest. Detroit tied the game with a power play goal at 6:15 of the second period and registered the eventual game-winning goal 59 seconds into the third period.

Shots: NYR - 33; DET - 18

PP: NYR - 0-4/6:59; DET - 1-4/6:24

3 Stars: I. J. Howard (DET); 2. D. Miller (DET); 3. M. Zibanejad (NYR)

**Oct. 22, Rangers 4 at Capitals 2** - After Washington took a 2-0 lead in the first period, Brandon Pirri cut the Rangers' deficit in half with a goal 2:21 into the second period. Jimmy Vesey registered two goals in a span of three minutes before the end of the second period to help the Rangers take a 3-2 lead, and Rick Nash closed out the scoring with an empty-net goal. Henrik Lundqvist made 26 saves to earn the win.

Shots: NYR - 26; WSH - 28

PP: NYR - 1-3/4:45; WSH - 0-2/4:00

3 Stars: I. J. Vesey (NYR); 2. A. Ovechkin (WSH); 3. L. Eller (WSH)

**Oct. 23, Rangers 3 vs. Coyotes 2** - After Arizona opened the scoring 33 seconds into the game, Josh Jooris tied the game by registering his first goal as a Ranger. J.T. Miller gave the Blueshirts a 2-1 lead in the second period, but the Coyotes tied the game with 3:42 remaining in the middle frame. Dan Girardi recorded the game-winning goal 1:55 into the third period. Henrik Lundqvist made 27 saves to earn the win.

Shots: NYR - 26; ARI - 29

PP: NYR - 1-2/3:21; ARI - 0-1/2:00

3 Stars: I. D. Girardi (NYR); 2. R. Vrbata (ARI); 3. R. McDonagh (NYR)

**Oct. 26, Rangers 5 vs. Bruins 2** - After Boston tallied two goals in the first period, the Rangers recorded five unanswered goals over the final 40 minutes of the contest. Ten different Rangers tallied a point in the contest and five Blueshirts registered two points.

Shots: NYR - 31; BOS - 29

PP: NYR - 2-6/10:34; BOS - 0-1/2:00

3 Stars: I. B. Pirri (NYR); 2. R. Nash (NYR); 3. J.T. Miller (NYR)

**Oct. 28, Rangers 2 at Hurricanes 3** - Mats Zuccarello tallied the first goal of the game at 8:31 of the first period to give the Rangers a 1-0 lead. Jeff Skinner registered a goal at 12:34 of the first period to tie the game, and he tallied his second goal of the contest 33 seconds into the second period to give Carolina a one-goal lead. Zuccarello recorded his second goal of the game at 12:17 of the second period to tie the contest. Carolina tallied a power play goal with less than one second remaining in the middle frame to take a 3-2 lead.

Shots: NYR - 30; CAR - 21

PP: NYR - 1-2/3:03; CAR - 1-1/1:33

3 Stars: I. J. Skinner (CAR); 2. C. Ward (CAR); 3. V. Rask (CAR)



## GAME SUMMARIES

**Oct. 30, Rangers 6 vs. Lightning 1** - After neither team registered a goal in the first period, the Rangers recorded four goals during the second period, as Rick Nash, Michael Grabner, Jimmy Vesey, and J.T. Miller each tallied a goal. Grabner added two goals in the third period to tally his third career NHL hat trick. Antti Raanta stopped 31 of 32 shots he faced to earn the win.

Shots: NYR - 37; TBL - 32

PP: NYR - 0-5/7:22; TBL - 1-4/6:37

3 Stars: 1. M. Grabner (NYR); 2. A. Raanta (NYR); 3. R. Nash (NYR)

### NOVEMBER

**Nov. 1, Rangers 5 vs. Blues 0** - Five different Rangers tallied a goal and 11 different Rangers recorded a point in the contest. New York tallied two goals in a span of 1:34 in the first period and added three goals in the second period. Jimmy Vesey registered three points (one goal, two assists) and Henrik Lundqvist stopped all 35 shots he faced to earn his 60th career NHL shutout.

Shots: NYR - 29; STL - 35

PP: NYR - 2-6/8:29; STL - 0-2/2:38

3 Stars: 1. H. Lundqvist (NYR); 2. J. Vesey (NYR); 3. C. Kreider (NYR)

**Nov. 3, Rangers 5 vs. Oilers 3** - The Rangers rallied from three separate one-goal deficits, including one in the third period. After Edmonton took a 3-2 lead 8:49 into the third period, Jesper Fast recorded a goal to tie the game, and Rick Nash registered the game-winning goal with 1:21 remaining in regulation. Five different Rangers registered a goal in the contest.

Shots: NYR - 31; EDM - 24

PP: NYR - 0-3/5:59; EDM - 1-4/6:34

3 Stars: 1. K. Hayes (NYR); 2. M. Grabner (NYR); 3. J.T. Miller (NYR)

**Nov. 5, Rangers 5 at Bruins 2** - Five different Rangers tallied a goal and 10 different Rangers recorded at least one point in the contest. The Blueshirts tallied two shorthanded goals in the contest and outscored Boston, 3-0, on special teams. Derek Stepan registered three points (one goal, two assists), Michael Grabner notched two points (one goal, one assist), and Antti Raanta made 35 saves to earn the win.

Shots: NYR - 24; BOS - 37

PP: NYR - 1-3/4:21; BOS - 0-3/6:00

3 Stars: 1. A. Raanta (NYR); 2. D. Stepan (NYR); 3. P. Bergeron (BOS)

**Nov. 6, Rangers 5 vs. Jets 2** - Five different Rangers tallied a goal and 11 different Rangers recorded at least one point in the contest. After each team recorded a goal in the first period, the Rangers registered four goals in the second period, including three in a span of 4:04.

Shots: NYR - 18; WPG - 26

PP: NYR - 0-0/0:00; WPG - 0-2/4:00

3 Stars: 1. K. Hayes (NYR); 2. B. Pirri (NYR); 3. J.T. Miller (NYR)

**Nov. 8, Rangers 3 vs. Canucks 5** - After neither team tallied a goal in the first period, Pavel Buchnevich registered a goal to give the Rangers a 1-0 lead. Vancouver tied the game in the second period and recorded four goals in the third period. Buchnevich notched three points (one goal, two assists) in the contest and Rick Nash registered his 400th career NHL goal.

Shots: NYR - 26; VAN - 29

PP: NYR - 1-5/9:00; VAN - 0-2/4:00

3 Stars: 1. A. Burrows (VAN); 2. H. Sedin (VAN); 3. P. Buchnevich (NYR)

**Nov. 12, Rangers 4 at Flames 1** - Four different Rangers tallied a goal and 10 different Rangers registered a point in the contest. Michael Grabner and Derek Stepan each tallied a goal in the first period, and Jimmy Vesey and Pavel Buchnevich each added a goal in the second period. Henrik Lundqvist made 35 saves to earn the win.

Shots: NYR - 28; CGY - 36

PP: NYR - 0-2/4:00; CGY - 1-3/5:36

3 Stars: 1. H. Lundqvist (NYR); 2. M. Grabner (NYR); 3. B. Skjei (NYR)

**Nov. 13, Rangers 3 at Oilers 1** - Michael Grabner registered the first goal of the game 1:20 into the contest, and Dan Girardi extended the Rangers' lead to two at 13:18 of the first period. Edmonton cut its deficit in half with 1:15 remaining in the first period, but Grabner tallied his second goal of the game to give New York a 3-1 lead. Antti Raanta made 38 saves to earn the win.

Shots: NYR - 27; EDM - 39

PP: NYR - 0-0/0:00; EDM - 0-2/4:00

3 Stars: 1. M. Grabner (NYR); 2. A. Raanta (NYR); 3. C. McDavid (EDM)

## GAME SUMMARIES

**Nov. 15, Rangers 7 at Canucks 2** - Seven different Rangers registered at least two points in the contest, as Mats Zuccarello recorded three points (one goal, two assists), while J.T. Miller and Kevin Hayes each registered two goals. The Rangers led 3-1 after the second period and tallied four goals during the third period. Henrik Lundqvist made 36 saves to earn the win.

Shots: NYR - 25; VAN - 38

PP: NYR - 2-3/3:16; VAN - 0-4/8:00

3 Stars: 1. J.T. Miller (NYR); 2. K. Hayes (NYR); 3. M. Zuccarello (NYR)

**Nov. 18, Rangers 2 at Blue Jackets 4** - Columbus opened the scoring at 16:34 of the first period and extended its lead to two 5:38 into the second period. Michael Grabner tallied a goal in the second period to cut New York's deficit in half and Mika Zibanejad tied the game at 8:32 of the third period. Columbus tallied a shorthanded goal to regain the lead and tallied an empty-net goal to close out the scoring.

Shots: NYR - 27; CBJ - 24

PP: NYR - 0-2/4:00; CBJ - 0-2/4:00

3 Stars: 1. M. Calvert (CBJ); 2. W. Karlsson (CBJ); 3. S. Gagner (CBJ)

**Nov. 20, Rangers 2 vs. Panthers 3 (SO)** - Chris Kreider tallied a goal at 13:15 of the first period to give the Rangers a 1-0 lead. After Florida tied the game in the second period, Mika Zibanejad recorded a goal to help New York regain the lead. Florida tied the contest at 7:54 of the third period. After neither team registered a goal for the remainder of the third period or overtime, the Panthers recorded two goals in the shootout to earn the win. Henrik Lundqvist stopped 28 of 30 shots he faced.

Shots: NYR - 35; FLA - 30

PP: NYR - 0-3/5:30; FLA - 1-4/7:19

3 Stars: 1. J. Reimer (FLA); 2. H. Lundqvist (NYR); 3. K. Yandle (FLA)

**Nov. 21, Rangers 5 at Penguins 2** - Five different Rangers tallied a goal and four different Blueshirts registered two points in the contest. After Pittsburgh took a 2-0 lead in the first period, New York tallied three goals during the second period, including a shorthanded goal in the final minute of the period. The Rangers added two goals in the third period to seal the win.

Shots: NYR - 36; PIT - 31

PP: NYR - 0-1/2:00; PIT - 0-2/4:00

3 Stars: 1. R. McDonagh (NYR); 2. J. Guentzel (PIT); 3. K. Hayes (NYR)

**Nov. 23, Rangers 1 vs. Penguins 6** - The Rangers took a 1-0 lead 4:22 into the contest, as Rick Nash registered a power play goal. After the first period, Pittsburgh tallied six unanswered goals, including five in the second period.

Shots: NYR - 17; PIT - 38

PP: NYR - 1-3/4:04; PIT - 0-3/7:00

3 Stars: 1. S. Crosby (PIT); 2. P. Kessel (PIT); 3. N. Bonino (PIT)

**Nov. 25, Rangers 3 at Flyers 2** - Derek Stepan and Matt Puempel each tallied a goal in a span of 1:34 during the first period to give the Rangers a 2-0 lead, and Kevin Hayes extended New York's lead to three at 12:33 of the second period. Henrik Lundqvist made 40 saves to earn his 10th win of the season.

Shots: NYR - 23; PHI - 42

PP: NYR - 0-2/4:00; PHI - 0-0/0:00

3 Stars: 1. H. Lundqvist (NYR); 2. D. Stepan (NYR); 3. J. Voracek (PHI)

**Nov. 27, Rangers 0 vs. Senators 2** - After neither team tallied a goal during the first period, Jean-Gabriel Pageau registered the first goal of the contest at 1:54 of the second period. Mark Stone extended Ottawa's lead to two with a power play goal at 16:11 of the second period. Antti Raanta made 18 saves in the contest.

Shots: NYR - 33; OTT - 20

PP: NYR - 0-4/7:50; OTT - 1-2/3:26

3 Stars: 1. C. Anderson (OTT); 2. J.-G. Pageau (OTT); 3. M. Stone (OTT)

**Nov. 29, Rangers 3 vs. Hurricanes 2** - Carolina registered two goals in the first period to take a 2-0 lead. Nick Holden cut the Rangers' deficit in half at 9:13 of the second period. Rick Nash recorded a goal 24 seconds into the third period to tie the game, and Jimmy Vesey tallied the game-winning goal on the power play with 5:12 remaining in regulation. Henrik Lundqvist made 26 saves to earn the win.

Shots: NYR - 21; CAR - 28

PP: NYR - 1-2/5:35; CAR - 0-2/4:00

3 Stars: 1. R. Nash (NYR); 2. J. Vesey (NYR); 3. V. Stalberg (CAR)

# GAME SUMMARIES

## DECEMBER

**Dec. 1, Rangers 3 at Sabres 4** - Buffalo tallied the first goal of the game 18 seconds into the contest. The Rangers rallied to take a 2-1 lead on a pair of power play goals, as Ryan McDonagh tied the game at 16:15 of the first period and Rick Nash gave the Blueshirts the lead at 8:15 of the second period. The Sabres tied the contest, but Marc Staal notched his second goal of the season to give New York a 3-2 lead at 11:42 of the second period. Buffalo tallied two goals in the third period to regain the lead and win the game.

Shots: NYR - 25; BUF - 34

PP: NYR - 2-2/2:38; BUF - 1-2/2:24

3 Stars: 1. J. Eichel (BUF); 2. B. Gionta (BUF); 3. M. Foligno (BUF)

**Dec. 3, Rangers 4 vs. Hurricanes 2** - Derek Stepan tallied the first goal of the game to give the Rangers a 1-0 lead at 4:05 of the first period. After Carolina tied the game in the second period, Michael Grabner notched a goal to put New York ahead at 5:54 of the third period. The Hurricanes tied the game again, but Chris Kreider recorded two goals in the third period to help the Rangers earn the win.

Shots: NYR - 23; CAR - 28

PP: NYR - 0-2/2:20; CAR - 0-3/4:00

3 Stars: 1. D. Stepan (NYR); 2. C. Kreider (NYR); 3. H. Lundqvist (NYR)

**Dec. 6, Rangers 2 at Islanders 4** - The Islanders took a 2-0 lead in the first period as Scott Mayfield and Jason Chimera each recorded a goal. The Rangers cut their deficit to one twice in the second period, as Jimmy Vesey tallied a goal to make the score 2-1, and following a goal by Andrew Ladd, Marc Staal notched a goal to make the score 3-2. John Tavares tallied a power play goal in the third period to give the Islanders a 4-2 lead and close out the scoring.

Shots: NYR - 38; NYI - 32

PP: NYR - 0-6/9:26; NYI - 1-2/2:53

3 Stars: 1. J. Halak (NYI); 2. J. Tavares (NYI); 3. S. Mayfield (NYI)

**Dec. 8, Rangers 2 at Jets 1** - Chris Kreider registered a power play goal 8:02 into the contest to give the Rangers a 1-0 lead. Winnipeg tied the game in the second period, but Kevin Hayes tallied the game-winning goal with 1:09 remaining in regulation. Antti Raanta made 17 saves to earn the win.

Shots: NYR - 24; WPG - 18

PP: NYR - 2-4/5:49; WPG - 0-3/4:51

3 Stars: 1. M. Hutchinson (WPG); 2. M. Scheifele (WPG); 3. C. Kreider (NYR)

**Dec. 9, Rangers 1 at Blackhawks 0 (OT)** - After neither team recorded a goal in regulation, Nick Holden registered the game-winning goal 55 seconds into overtime. Antti Raanta stopped all 26 shots he faced to earn a win and post a shutout in his first game against his former team.

Shots: NYR - 37; CHI - 26

PP: NYR - 0-2/4:00; CHI - 0-1/2:00

3 Stars: 1. A. Raanta (NYR); 2. N. Holden (NYR); 3. S. Darling (CHI)

**Dec. 11, Rangers 5 vs. Devils 0** - Five different Rangers registered a goal and 12 different Blueshirts recorded at least one point in the contest. Brady Skjei tallied his first career NHL goal, and the Rangers notched three goals in special teams situations (two power play goals and one shorthanded goal). Antti Raanta stopped all 19 shots he faced to earn his second consecutive shutout.

Shots: NYR - 31; NJD - 19

PP: NYR - 2-6/8:52; NJD - 0-5/8:56

3 Stars: 1. A. Raanta (NYR); 2. C. Kreider (NYR); 3. B. Skjei (NYR)

**Dec. 13, Rangers 1 vs. Blackhawks 2** - After neither team recorded a goal in the first period, Chicago opened the scoring at 5:18 of the second period. Jesper Fast tallied a goal to tie the game, but Artem Anisimov recorded the game-winning goal with 1:09 remaining in the second period. Antti Raanta made 24 saves in the contest.

Shots: NYR - 34; CHI - 26

PP: NYR - 0-0/0:00; CHI - 0-1/2:00

3 Stars: 1. S. Darling (CHI); 2. A. Anisimov (CHI); 3. A. Raanta (NYR)

**Dec. 15, Rangers 2 at Stars 0** - With the Rangers killing a penalty in the third period, Rick Nash registered a shorthanded goal to give New York a 1-0 lead. Mats Zuccarello tallied an empty-net goal with 1:04 remaining in regulation. Henrik Lundqvist stopped all 27 shots he faced and earned a win. Lundqvist and Antti Raanta, who played 5:31 of the contest, became the first two Rangers goaltenders in franchise history to appear in one game and help the team shut out its opponent.

Shots: NYR - 30; DAL - 27

PP: NYR - 0-3/8:09; DAL - 0-5/9:59

3 Stars: 1. H. Lundqvist (NYR); 2. A. Niemi (DAL); 3. R. Nash (NYR)

## GAME SUMMARIES

**Dec. 17, Rangers 2 at Predators 1 (SO)** - Rick Nash tallied the first goal of the game at 7:47 of the first period. Mike Fisher recorded a goal at 9:22 of the second period to tie the game, and neither team registered a goal in the third period or overtime. Jimmy Vesey and Mats Zuccarello each notched a goal for the Rangers in the shootout to help the team earn the win. Henrik Lundqvist stopped 31 of 32 shots he faced in the contest.

Shots: NYR - 27; NSH - 32

PP: NYR - 0-2/4:00; NSH - 0-3/6:00

3 Stars: I. J. Saros (NSH); 2. M. Fisher (NSH); 3. J. Vesey (NYR)

**Dec. 18, Rangers 3 vs. Devils 2 (SO)** - After New Jersey took a 1-0 lead by recording a power play goal at 4:37 of the second period, Chris Kreider tied the game at 8:10 of the third period. The Devils regained the one-goal lead, but Derek Stepan's goal with 1:13 remaining in regulation tied the contest. After neither team recorded a goal in overtime, Mats Zuccarello and Kevin Hayes tallied goals in the shootout to help the Rangers earn the win. Henrik Lundqvist made 29 saves in the contest.

Shots: NYR - 27; NJD - 31

PP: NYR - 0-2/4:00; NJD - 1-4/7:24

3 Stars: I. H. Lundqvist (NYR); 2. C. Schneider (NJD); 3. R. Nash (NYR)

**Dec. 20, Rangers 2 at Penguins 7** - After Pittsburgh tallied the first goal of the game at 5:55 of the first period, Matt Puempel registered a goal to tie the contest. The Penguins tallied two goals in the second period to take a 3-1 lead after 40 minutes. Michael Grabner cut the Rangers' deficit in half with a goal 1:52 into the third period, but Pittsburgh responded with four unanswered goals.

Shots: NYR - 28; PIT - 47

PP: NYR - 0-3/5:13; PIT - 3-5/7:50

3 Stars: I. E. Malkin (PIT); 2. S. Crosby (PIT); 3. J. Schultz (PIT)

**Dec. 23, Rangers 4 vs. Wild 7** - Chris Kreider, Derek Stepan, and Mats Zuccarello each registered three points in the contest. Each team tallied a goal in the first period, and Kreider opened the scoring with his 10th goal of the season. Minnesota tallied five goals in the second period and led the contest, 6-3, after 40 minutes. Kreider recorded his second goal of the game to make the score 6-4 in the third period, but Minnesota tallied an empty-net goal to close out the scoring.

Shots: NYR - 35; MIN - 21

PP: NYR - 0-2/4:00; MIN - 1-1/1:06

3 Stars: I. C. Coyle (MIN); 2. M. Koivu (MIN); 3. J. Zucker (MIN)

**Dec. 27, Rangers 4 vs. Senators 3** - Ottawa tallied two goals in a span of 68 seconds to take a 2-0 lead at 3:10 of the first period. Nick Holden recorded a goal to cut the Rangers' deficit in half, but the Senators regained the two-goal lead before the end of the first period. Derek Stepan registered two goals, including a power play goal, in the second period to tie the game. Holden notched his second goal of the game at 6:31 of the third period, and his tally was the game-winning goal. Antti Raanta made 33 saves to earn the win.

Shots: NYR - 25; OTT - 36

PP: NYR - 1-4/6:06; OTT - 0-4/8:00

3 Stars: I. N. Holden (NYR); 2. D. Stepan (NYR); 3. M. Hoffman (OTT)

**Dec. 29, Rangers 6 at Coyotes 3** - The Rangers took a 2-0 lead in the first period, as Matt Puempel and Nick Holden each recorded a power play goal. After Arizona cut its deficit in half, Chris Kreider tallied a goal in the second period to give New York a 3-1 lead. The Coyotes tied the game in the third period, but Puempel's second goal of the contest put the Rangers ahead 4-3, and Puempel tallied another goal to record his first career hat trick in the NHL.

Shots: NYR - 32; ARI - 21

PP: NYR - 4-7/9:15; ARI - 1-3/2:59

3 Stars: I. M. Puempel (NYR); 2. A. Duclair (ARI); 3. N. Holden (NYR)

**Dec. 31, Rangers 6 at Avalanche 2** - Each team tallied two goals in the first period, and Chris Kreider registered both goals for the Rangers in the opening frame. J.T. Miller tallied a goal at 9:30 of the second period to give the Rangers a 3-2 lead, and Kreider recorded his third goal of the game to give New York a 4-2 lead before the end of the period. In the third period, Miller notched his second goal of the game and Jimmy Vesey tallied a goal. Henrik Lundqvist made 25 saves to earn the win.

Shots: NYR - 37; COL - 27

PP: NYR - 2-5/6:48; COL - 0-3/3:22

3 Stars: I. C. Kreider (NYR); 2. J.T. Miller (NYR); 3. M. Zuccarello (NYR)

## JANUARY

**Jan. 3, Rangers 1 vs. Sabres 4** - The Sabres tallied two goals in the first period to take a 2-0 lead. Buffalo extended its lead to three in the second period and tallied a power play goal in the third period. Nick Holden registered the Rangers' only goal in the contest.

Shots: NYR - 25; BUF - 19

PP: NYR - 0-1/2:00; BUF - 1-5/8:52

3 Stars: I. S. Reinhart (BUF); 2. A. Nilsson (BUF); 3. E. Kane (BUF)

## GAME SUMMARIES

**Jan. 4, Rangers 5 at Flyers 2** - After a scoreless first period, Kevin Hayes recorded a goal 2:08 into the second period to give the Rangers a 1-0 lead. The Blueshirts registered four goals in the third period, as Michael Grabner tallied two goals and Hayes notched his second goal of the game. Henrik Lundqvist made 30 saves to earn the win.

Shots: NYR - 28; PHI - 32

PP: NYR - 0-1/1:32; PHI - 1-3/4:19

3 Stars: I. K. Hayes (NYR); 2. H. Lundqvist (NYR); 3. J. Voracek (PHI)

**Jan. 7, Rangers 5 at Blue Jackets 4** - After Columbus took a 2-0 lead in the first period, Oscar Lindberg registered his first goal of the season to cut the Rangers' deficit in half. Columbus extended its lead to three in the second period, but the Rangers rallied from the deficit. Michael Grabner tallied his first goal of the contest in the second period, and the Blueshirts completed the comeback with three goals in the third period. Adam Clendening notched his first goal as a Ranger, while Grabner added two goals to complete the hat trick, including the game-winning goal with 16.5 seconds remaining in regulation.

Shots: NYR - 34; CBJ - 37

PP: NYR - 1-2/3:09; CBJ - 1-3/4:10

3 Stars: I. M. Grabner (NYR); 2. A. Clendening (NYR); 3. S. Hartnell (CBJ)

**Jan. 13, Rangers 2 vs. Maple Leafs 4** - The Maple Leafs registered two goals in the first period to take a 2-0 lead. Chris Kreider tallied a goal at 9:05 of the second period to cut the Rangers' deficit to one, but Toronto regained its two-goal lead before the end of the period and added a goal with 6:40 remaining in regulation. J.T. Miller recorded a goal for the Rangers with 1:25 to play in the contest.

Shots: NYR - 36; TOR - 27

PP: NYR - 0-6/10:55; TOR - 2-4/4:56

3 Stars: I. F. Andersen (TOR); 2. T. Bozak (TOR); 3. M. Marner (TOR)

**Jan. 14, Rangers 4 at Canadiens 5** - The Rangers took a 1-0 lead at 12:24 of the first period, as Brandon Pirri tallied a power play goal. After each team registered two goals in the second period, the Canadiens recorded three unanswered goals in the third period to win the game. Nine different Rangers registered at least one point in the contest, while four different players tallied a goal for the Blueshirts.

Shots: NYR - 33; MTL - 32

PP: NYR - 1-3/7:04; MTL - 0-2/4:00

3 Stars: I. M. Pacioretty (MTL); 2. P. Danault (MTL); 3. D. Stepan (NYR)

**Jan. 17, Rangers 6 vs. Stars 7** - Derek Stepan opened the scoring 27 seconds into the contest, but Dallas recorded three goals to take a 3-1 lead at the end of the first period. Trailing 7-3 entering the third period, the Rangers registered three goals to cut their deficit to one, but were unable to tie the game. Stepan (two goals, one assist), Pavel Buchnevich (one goal, two assists), and Mats Zuccarello (three assists) each recorded three points in the contest. The Rangers registered 40 shots on goal in the contest, including a single-period season-high with 25 shots on goal in the third period.

Shots: NYR - 40; DAL - 31

PP: NYR - 1-2/1:32; DAL - 1-1/0:18

3 Stars: I. P. Sharp (DAL); 2. D. Stepan (NYR); 3. P. Eaves (DAL)

**Jan. 19, Rangers 5 at Maple Leafs 2** - Brady Skjei tallied a goal 6:42 into the contest, and after Toronto tied the game, Pavel Buchnevich recorded a goal to give the Rangers a one-goal lead at 14:44 of the first period. After each team recorded a goal in the second period, Michael Grabner registered two goals in the third period to secure the victory for the Rangers. Henrik Lundqvist made 23 saves to earn the win.

Shots: NYR - 41; TOR - 25

PP: NYR - 0-4/8:00; TOR - 0-2/4:00

3 Stars: I. B. Skjei (NYR); 2. M. Grabner (NYR); 3. Z. Hyman (TOR)

**Jan. 22, Rangers 1 at Red Wings 0 (OT)** - After neither team tallied a goal in regulation, J.T. Miller registered the game-winning goal in overtime, as he converted on a cross-ice pass from Mats Zuccarello. Henrik Lundqvist stopped all 21 shots he faced to earn the win and shutout.

Shots: NYR - 19; DET - 21

PP: NYR - 0-4/7:19; DET - 0-3/5:35

3 Stars: I. H. Lundqvist (NYR); 2. J. Coreau (DET); 3. J.T. Miller (NYR)

**Jan. 23, Rangers 3 vs. Kings 2** - Brandon Pirri registered the first goal of the game at 11:31 of the first period, and Matt Puempel recorded a goal in the second period to give the Rangers a 2-0 lead. The Kings cut their deficit in half with less than two minutes remaining in the second period, but Mats Zuccarello tallied the eventual game-winning goal at 6:40 of the third period. Henrik Lundqvist made 36 saves to earn the win.

Shots: NYR - 17; LAK - 38

PP: NYR - 0-3/4:37; LAK - 0-2/2:37

3 Stars: I. H. Lundqvist (NYR); 2. M. Zuccarello (NYR); 3. M. Puempel (NYR)

## GAME SUMMARIES

**Jan. 25, Rangers 0 vs. Flyers 2** - After neither team tallied a goal during the first two periods, the Flyers registered a power play goal 6:09 into the third period and added an insurance goal with 10:15 remaining in regulation. Henrik Lundqvist stopped 24 of 26 shots he faced in the contest.

Shots: NYR - 34; PHI - 26

PP: NYR - 0-3/6:00; PHI - 1-3/3:13

3 Stars: I. S. Mason (PHI); 2. J. Voracek (PHI); 3. W. Simmonds (PHI)

**Jan. 31, Rangers 4 vs. Blue Jackets 6** - Columbus opened the scoring 3:53 into the contest and tallied four goals in the second period. Trailing by six, the Rangers scored four unanswered goals in the third period, as four different Blueshirts registered a goal.

Shots: NYR - 37; CBJ - 26

PP: NYR - 0-1/2:00; CBJ - 0-0/0:00

3 Stars: I. A. Wennberg (CBJ); 2. S. Jones (CBJ); 3. B. Saad (CBJ)

## FEBRUARY

**Feb. 2, Rangers 2 at Sabres 1 (OT)** - After neither team registered a goal in the first period, Mats Zuccarello tallied the first goal of the game with 2:10 remaining in the second period. Buffalo tied the game with 5:31 remaining in regulation to send the game to overtime. Chris Kreider recorded the game-winning goal with 1:04 remaining in the extra session. Henrik Lundqvist made 36 saves to earn the win.

Shots: NYR - 44; BUF - 37

PP: NYR - 1-3/4:34; BUF - 0-3/6:00

3 Stars: I. H. Lundqvist (NYR); 2. R. Lehner (BUF); 3. C. Kreider (NYR)

**Feb. 5, Rangers 4 vs. Flames 3** - Each team tallied a power play goal in the first period. After neither team registered a goal in the second period, the two teams combined for five goals in the third period, and the Rangers recorded three of the five goals. J.T. Miller (two assists) and Michael Grabner (one goal, one assist) each notched two points in the game, while Jesper Fast tallied the game-winning goal.

Shots: NYR - 32; CGY - 32

PP: NYR - 1-1/1:12; CGY - 1-1/1:33

3 Stars: I. J.T. Miller (NYR); 2. M. Backlund (CGY); 3. R. Nash (NYR)

**Feb. 7, Rangers 4 vs. Ducks 1** - Oscar Lindberg tallied the first goal of the game 4:01 into the contest, and Mats Zuccarello extended the Rangers' lead to two 1:06 into the second period. Anaheim recorded a goal in the second period to cut the Rangers' lead to one, but Michael Grabner tallied two goals in the third period to help the Rangers register the win. Henrik Lundqvist made 43 saves to earn the win, which was also Alain Vigneault's 600th career win as a head coach in the NHL.

Shots: NYR - 20; ANA - 44

PP: NYR - 0-1/2:00; ANA - 0-4/4:00

3 Stars: I. H. Lundqvist (NYR); 2. M. Grabner (NYR); 3. J.T. Miller (NYR)

**Feb. 9, Rangers 4 vs. Predators 3** - Nashville opened the scoring with 3:21 remaining in the first period and extended its lead to two in the second period. The Rangers tied the contest before the end of the middle frame, as Michael Grabner and J.T. Miller each recorded a goal. In the third period, Chris Kreider scored to give the Rangers a 3-2 lead, and Miller tallied his second goal of the contest.

Shots: NYR - 30; NSH - 37

PP: NYR - 0-1/2:00; NSH - 2-3/3:22

3 Stars: I. K. Hayes (NYR); 2. J.T. Miller (NYR); 3. M. Grabner (NYR)

**Feb. 11, Rangers 4 vs. Avalanche 2** - Kevin Klein opened the scoring 2:26 into the contest, but Colorado tallied a goal in the final minute of the first period to tie the game and took a 2-1 lead in the second period. The Rangers rallied in the third period by recording three goals. Henrik Lundqvist made 32 saves to earn his 400th career NHL win.

Shots: NYR - 30; COL - 34

PP: NYR - 0-3/4:44; COL - 0-1/0:44

3 Stars: I. H. Lundqvist (NYR); 2. K. Klein (NYR); 3. O. Lindberg (NYR)

**Feb. 13, Rangers 3 at Blue Jackets 2** - Columbus recorded the first goal of the game 8:12 into the contest, but Dan Girardi tied the game by tallying a shorthanded goal 12 seconds into the second period. The Rangers tallied two goals in the third period, and Jimmy Vesey recorded the game-winning goal with 6:32 remaining in regulation. Antti Raanta made 30 saves to earn the win.

Shots: NYR - 23; CBJ - 32

PP: NYR - 0-5/8:50; CBJ - 0-4/6:45

3 Stars: I. J. Vesey (NYR); 2. A. Raanta (NYR); 3. B. Dubinsky (CBJ)



## GAME SUMMARIES

**Feb. 16, Rangers 2 at Islanders 4** - Nick Holden opened the scoring 6:23 into the contest, but the Islanders registered two goals in the second period to take a 2-1 lead and added a shorthanded goal 3:03 into the third period. Jimmy Vesey tallied a power play goal to cut the Rangers' deficit to one, but the Blueshirts were unable to tie the contest.

Shots: NYR - 27; NYI - 23

PP: NYR - 1-4/7:55; NYI - 0-2/4:00

3 Stars: 1. J. Tavares (NYI); 2. A. Ladd (NYI); 3. N. Kulemin (NYI)

**Feb. 19, Rangers 2 vs. Capitals 1** - Ryan McDonagh tallied the first goal of the game at 7:49 of the first period. Washington tied the game with 2:36 remaining in the second period, but Mats Zuccarello broke the tie and recorded the game-winning goal with 11:23 remaining in regulation. Henrik Lundqvist made 31 saves to earn the win.

Shots: NYR - 30; WSH - 32

PP: NYR - 0-2/4:00; WSH - 1-2/3:41

3 Stars: 1. H. Lundqvist (NYR); 2. P. Grubauer (WSH); 3. M. Zuccarello (NYR)

**Feb. 21, Rangers 2 vs. Canadiens 3 (SO)** - Montreal opened the scoring 3:55 into the contest, but the Rangers tied the game midway through the first period. After each team recorded a goal in the second period, the game remained tied through the third period and overtime. Montreal won the contest in the fifth round of the shootout.

Shots: NYR - 30; MTL - 28

PP: NYR - 0-4/7:13; MTL - 1-3/3:21

3 Stars: 1. S. Weber (MTL); 2. R. Nash (NYR); 3. C. Price (MTL)

**Feb. 23, Rangers 2 at Maple Leafs 1 (SO)** - Toronto opened the scoring 10:56 into the first period. After neither team tallied a goal in the second period, J.T. Miller tied the game with 9:10 remaining in regulation. Mats Zuccarello and Mika Zibanejad each tallied a goal in the shootout to help the Rangers win the contest. Henrik Lundqvist made 32 saves in regulation/overtime and stopped two of three shooters in the shootout.

Shots: NYR - 38; TOR - 33

PP: NYR - 0-2/4:00; TOR - 0-3/6:00

3 Stars: 1. H. Lundqvist (NYR); 2. F. Andersen (TOR); 3. M. Zibanejad (NYR)

**Feb. 25, Rangers 4 at Devils 3 (OT)** - Chris Kreider and Oscar Lindberg each tallied a goal in the first period to put the Rangers ahead, 2-0. The Devils notched a goal in the second period and two goals in the third period to take a 3-2 lead. Adam Clendening tied the game with 4:25 remaining in regulation, and Mika Zibanejad registered his first career NHL overtime goal to help the Rangers earn their 40th win of the season. Antti Raanta made 35 saves to earn the win.

Shots: NYR - 40; NJD - 38

PP: NYR - 0-1/2:00; NJD - 1-2/2:04

3 Stars: 1. M. Zibanejad (NYR); 2. K. Palmieri (NJD); 3. C. Kreider (NYR)

**Feb. 26, Rangers 2 vs. Blue Jackets 5** - After Columbus opened the scoring 1:02 into the contest, Rick Nash recorded his 18th goal of the season to tie the game. The Blue Jackets regained the lead with a power play goal at 6:47 of the first period, added a goal in the second period, and recorded two goals in the third period. Jesper Fast notched a goal for the Rangers with less than one second remaining in the game.

Shots: NYR - 30; CBJ - 26

PP: NYR - 0-2/4:00; CBJ - 1-2/2:42

3 Stars: 1. A. Wennberg (CBJ); 2. C. Atkinson (CBJ); 3. S. Bobrovsky (CBJ)

**Feb. 28, Rangers 1 vs. Capitals 4** - Brady Skjei tallied the first goal of the game 5:08 into the contest. Washington tallied two goals in the second period to take a 2-1 lead and recorded two more goals in the third period. Henrik Lundqvist made 34 saves.

Shots: NYR - 30; WSH - 38

PP: NYR - 0-4/8:00; WSH - 1-2/2:44

3 Stars: 1. M. Johansson (WSH); 2. E. Kuznetsov (WSH); 3. M. Niskanen (WSH)

## MARCH

**Mar. 2, Rangers 2 at Bruins 1** - After neither team tallied a goal in the first two periods, Pavel Buchnevich recorded the first goal of the game at 5:10 of the third period and Oscar Lindberg extended the Rangers' lead to two at 9:35 of the third period. Henrik Lundqvist made 32 saves to earn the win.

Shots: NYR - 21; BOS - 33

PP: NYR - 0-4/8:00; BOS - 0-2/4:00

3 Stars: 1. H. Lundqvist (NYR); 2. R. McDonagh (NYR); 3. D. Krejci (BOS)

## GAME SUMMARIES

**Mar. 4, Rangers 1 vs. Canadiens 4** - The Canadiens tallied the first goal of the game at 12:51 of the first period and registered two goals in the second period to take a 3-0 lead. Chris Kreider recorded a goal 1:44 into the third period for the Rangers, but Montreal notched another goal to regain a three-goal lead and close out the scoring.

Shots: NYR - 27; MTL - 35  
PP: NYR - 0-0/0:00; MTL - 0-1/2:00  
3 Stars: 1. C. Price (MTL); 2. M. Pacioretty (MTL); 3. A. Galchenyuk (MTL)

**Mar. 6, Rangers 1 at Lightning 0 (OT)** - After neither team scored a goal in regulation, Mika Zibanejad registered the only goal of the game with 1:04 remaining in overtime. Antti Raanta stopped all 38 shots he faced to earn a win and a shutout.

Shots: NYR - 34; TBL - 38  
PP: NYR - 0-3/5:12; TBL - 0-6/8:45  
3 Stars: 1. A. Vasilevskiy (TBL); 2. A. Raanta (NYR); 3. M. Zibanejad (NYR)

**Mar. 7, Rangers 5 at Panthers 2** - Five different Rangers tallied a goal and 11 different Blueshirts recorded a point in the contest. Chris Kreider and Tanner Glass each tallied a goal in the first period to give the Rangers a 2-0 lead, and Kevin Hayes extended New York's lead to three in the second period. Nick Holden and Pavel Buchnevich also recorded goals for the Blueshirts, and Henrik Lundqvist made 43 saves to earn his 30th win of the season and his 404th career NHL win, passing Grant Fuhr for 10th place on the NHL's all-time wins list.

Shots: NYR - 28; FLA - 45  
PP: NYR - 0-4/8:00; FLA - 1-5/9:29  
3 Stars: 1. H. Lundqvist (NYR); 2. T. Glass (NYR); 3. C. Kreider (NYR)

**Mar. 9, Rangers 3 at Hurricanes 4** - The Rangers tallied three power play goals in the contest. Chris Kreider opened the scoring 7:24 into the game. After the Hurricanes recorded two goals to take a 2-1 lead, Mika Zibanejad registered two power play goals in the second period to help the Rangers regain a one-goal lead. Sebastian Aho notched two power play goals in the third period to help Carolina win the contest.

Shots: NYR - 43; CAR - 30  
PP: NYR - 3-6/7:18; CAR - 2-4/5:07  
3 Stars: 1. S. Aho (CAR); 2. V. Zykov (CAR); 3. J. Staal (CAR)

**Mar. 12, Rangers 4 at Red Wings 1** - Ryan McDonagh opened the scoring with a shorthanded goal in the final minute of the first period. After the Red Wings tied the game with a power play goal in the second period, McDonagh and Kevin Hayes tallied goals in a span of 37 seconds to give the Rangers a 3-1 lead before the end of the middle frame. Derek Stepan recorded a power play goal in the third period and Antti Raanta made 23 saves to earn his 14th win of the season, establishing a new career-high.

Shots: NYR - 31; DET - 24  
PP: NYR - 1-2/2:50; DET - 1-4/6:43  
3 Stars: 1. R. McDonagh (NYR); 2. K. Hayes (NYR); 3. G. Nyquist (DET)

**Mar. 13, Rangers 2 vs. Lightning 3** - After both teams tallied a goal in each of the first two periods, Brayden Point tallied the game-winning goal with 6:39 remaining in regulation. Steven Kampfer and Michael Grabner each recorded a goal for the Rangers in the contest.

Shots: NYR - 28; TBL - 16  
PP: NYR - 0-1/2:00; TBL - 1-2/2:48  
3 Stars: 1. B. Point (TBL); 2. N. Kucherov (TBL); 3. M. Grabner (NYR)

**Mar. 17, Rangers 3 vs. Panthers 4 (SO)** - After the Rangers took a 2-0 lead in the first period, Florida registered two goals in the second period to tie the game. Each team tallied a goal in the third period, sending the game to overtime. Following a scoreless five-minute overtime period, Aleksander Barkov recorded the only goal in the shootout to give Florida the win. Mats Zuccarello registered two goals in the contest for the Rangers.

Shots: NYR - 32; FLA - 37  
PP: NYR - 1-3/4:49; FLA - 1-2/2:45  
3 Stars: 1. J. Jagr (FLA); 2. M. Zuccarello (NYR); 3. J. Huberdeau (FLA)

**Mar. 18, Rangers 3 at Wild 2** - Minnesota opened the scoring at 12:54 of the first period, but Brady Skjei tied the game with 3:59 remaining in the opening frame. The Rangers tallied two goals in the second period to take a 3-1 lead, as Oscar Lindberg and Jimmy Vesey each registered a goal. The Wild cut its deficit in half in the third period, but the Rangers preserved the one-goal lead to win the game. Antti Raanta made 25 saves to earn his 15th win of the season.

Shots: NYR - 30; MIN - 27  
PP: NYR - 0-3/6:00; MIN - 1-3/5:06  
3 Stars: 1. R. McDonagh (NYR); 2. O. Lindberg (NYR); 3. E. Staal (MIN)

## GAME SUMMARIES

**Mar. 21, Rangers 2 at Devils 3 (OT)** - After a scoreless first period, New Jersey opened the scoring at 15:16 of the second period. Oscar Lindberg registered a goal less than two minutes after New Jersey's goal to tie the game, but the Devils regained the one-goal lead before the end of the middle frame. Rick Nash tallied a power play goal 1:21 into the third period to tie the game, and neither team registered another goal in regulation. New Jersey recorded the game-winning goal at 4:05 of overtime.

Shots: NYR - 40; NJD - 29

PP: NYR - 1-2/4:00; NJD - 1-3/4:30

3 Stars: 1. J. Blandisi (NJD); 2. C. Schneider (NJD); 3. J. Quenneville (NJD)

**Mar. 22, Rangers 2 vs. Islanders 3** - Mats Zuccarello recorded a power play goal at 2:46 of the second period to give the Rangers a 1-0 lead. The Islanders tied the game less than a minute after Zuccarello opened the scoring, but Rick Nash tallied his 20th goal of the season to help the Rangers regain a one-goal lead before the end of the middle frame. The Islanders registered two power play goals in the third period to take the lead and earn the win.

Shots: NYR - 36; NYI - 28

PP: NYR - 1-4/6:38; NYI - 2-4/5:11

3 Stars: 1. A. Lee (NYI); 2. A. Beauvillier (NYI); 3. R. Nash (NYR)

**Mar. 25, Rangers 3 at Kings 0** - After a scoreless first period, Derek Stepan recorded a goal at 13:02 of the second period to give the Rangers a 1-0 lead. The Rangers extended their lead to two with a power play goal 1:50 into the third period, and Rick Nash added an empty-net goal with 1:08 remaining in regulation. Antti Raanta stopped all 30 shots he faced to earn his 16th win and fourth shutout of the season.

Shots: NYR - 20; LAK - 30

PP: NYR - 1-2/2:48; LAK - 0-3/4:44

3 Stars: 1. A. Raanta (NYR); 2. D. Stepan (NYR); 3. R. McDonagh (NYR)

**Mar. 26, Rangers 3 at Ducks 6** - Each team tallied two goals in the first period, and Rick Nash and Derek Stepan notched goals for the Rangers in the opening frame. Anaheim took a 3-2 lead in the second period, but Brady Skjei recorded a goal to tie the game before the end of the middle frame. The Ducks tallied three unanswered goals in the third period to win the contest.

Shots: NYR - 28; ANA - 34

PP: NYR - 0-2/3:27; ANA - 1-3/3:08

3 Stars: 1. R. Getzlaf (ANA); 2. C. Fowler (ANA); 3. P. Eaves (ANA)

**Mar. 28, Rangers 4 at Sharks 5 (OT)** - San Jose opened the scoring 1:44 into the contest. J.T. Miller tied the game at 13:30 of the first period, but the Sharks regained a one-goal lead before the end of the opening frame. After San Jose extended its lead to two in the second period, the Rangers tallied three unanswered goals to take a 4-3 lead in the third period. San Jose tied the game with 2:15 remaining in regulation and won the contest in overtime. Miller tallied two goals in the contest, while Brady Skjei tallied three assists and three points in a game for the first time in his NHL career.

Shots: NYR - 28; SJS - 35

PP: NYR - 2-3/4:27; SJS - 1-2/2:35

3 Stars: 1. B. Burns (SJS); 2. C. Tierney (SJS); 3. J.T. Miller (NYR)

**Mar. 31, Rangers 3 vs. Penguins 4 (SO)** - After neither team tallied a goal in the first period, Pittsburgh recorded two goals in the first 10:46 of the second period to take a 2-0 lead. Nick Holden tallied a goal in the final minute of the middle frame to cut the Rangers' deficit in half. Pittsburgh regained a two-goal lead in the third period, but Rick Nash recorded a goal at 8:50 of the final period and Chris Kreider tied the contest with 11.6 seconds remaining in regulation. The Penguins registered two goals in the shootout to win the game.

Shots: NYR - 33; PIT - 35

PP: NYR - 1-2/3:24; PIT - 0-3/6:00

3 Stars: 1. S. Crosby (PIT); 2. M. Murray (PIT); 3. J.T. Miller (NYR)

## APRIL

**Apr. 2, Rangers 4 vs. Flyers 3** - Philadelphia opened the scoring 33 seconds into the second period, but Mika Zibanejad tallied a power play goal to tie the game, and Brendan Smith notched his first goal as a Ranger to give the Blueshirts a 2-1 lead. Oscar Lindberg and Chris Kreider each recorded a goal in the third period.

Shots: NYR - 24; PHI - 23

PP: NYR - 1-4/6:10; PHI - 0-3/4:45

3 Stars: 1. M. Zuccarello (NYR); 2. V. Filppula (PHI); 3. B. Smith (NYR)

**Apr. 5, Rangers 0 at Capitals 2** - After neither team tallied a goal in the first period, Washington opened the scoring with a power play goal at 14:49 of the second period. The Capitals extended their lead to two at 5:42 of the third period.

Shots: NYR - 24; WSH - 25

PP: NYR - 0-0/0:00; WSH - 1-3/3:40

3 Stars: 1. B. Holby (WSH); 2. E. Kuznetsov (WSH); 3. M. Johansson (WSH)

## GAME SUMMARIES

**Apr. 8, Rangers 1 at Senators 3** - After neither team tallied a goal in the first period, the Senators opened the scoring 3:04 into the second period and extended their lead to two at 9:24 of the middle frame. Ottawa also added a goal in the third period. Mika Zibanejad tallied a goal for the Rangers in the final minute of the contest, and Henrik Lundqvist made 30 saves in the game.

Shots: NYR - 19; OTT - 33

PP: NYR - 0-2/4:00; OTT - 0-3/5:31

3 Stars: 1. D. Brassard (OTT); 2. J.-G. Pageau (OTT); 3. M. Hoffman (OTT)

**Apr. 9, Rangers 3 vs. Penguins 2** - Pittsburgh opened the scoring at 9:16 of the first period. Ryan McDonagh tied the contest at 13:54 of the opening frame, and Derek Stepan tallied a power play goal to give the Rangers a 2-1 lead before the end of the period. The Penguins tied the game in the second period, but Jimmy Vesey registered the game-winning goal 7:23 into the third period. Magnus Hellberg made 22 saves to earn his first career NHL win while making his first career NHL start.

Shots: NYR - 25; PIT - 24

PP: NYR - 1-1/0:14; PIT - 0-0/0:00

3 Stars: 1. R. McDonagh (NYR); 2. J. Vesey (NYR); 3. M. Hellberg (NYR)

## FINAL RANGERS SCORING

POS.	NO.	PLAYER		GP	G	A	PTS	+/-	PIM	PPG	SHG	GWG	S	S%		
RW	36	Mats Zuccarello		80	15	44	59	15	26	5	0	3	189	7.9		
LW	10	J.T. Miller		82	22	34	56	17	21	2	3	6	132	16.7		
C	21	Derek Stepan		81	17	38	55	19	16	4	1	2	209	8.1		
LW	20	Chris Kreider		75	28	25	53	6	58	6	0	4	186	15.1		
C	13	Kevin Hayes		76	17	32	49	10	18	1	1	4	143	11.9		
D	27	Ryan McDonagh		77	6	36	42	20	37	1	1	1	153	3.9		
RW	40	Michael Grabner		76	27	13	40	22	10	0	1	3	162	16.7		
D	76	*Brady Skjei		80	5	34	39	11	42	0	0	0	127	3.9		
RW	61	Rick Nash		67	23	15	38	9	26	6	1	3	195	11.8		
C	93	Mika Zibanejad		56	14	23	37	9	16	4	0	2	119	11.8		
D	22	Nick Holden		80	11	23	34	13	35	3	0	2	84	13.1		
LW	26	*Jimmy Vesey		80	16	11	27	-13	26	5	0	6	116	13.8		
RW	19	Jesper Fast		68	6	15	21	6	16	0	0	1	56	10.7		
C	24	Oscar Lindberg		65	8	12	20	2	32	0	0	1	86	9.3		
RW	89	*Pavel Buchnevich		41	8	12	20	6	13	1	0	0	55	14.5		
RW	73	Brandon Pirri		60	8	10	18	-8	25	5	0	3	96	9.3		
D	5	Dan Girardi		63	4	11	15	8	16	0	1	3	56	7.1		
D	8	Kevin Klein		60	3	11	14	5	31	0	0	0	54	5.6		
D	4	Adam Clendening		31	2	9	11	3	17	1	0	0	38	5.3		
D	18	Marc Staal		72	3	7	10	9	34	0	0	0	70	4.3		
LW	12	Matt Puempel	NYR	27	6	3	9	-6	4	3	0	1	32	18.8		
			OTT	13	0	0	0	-5	7	0	0	0	12	0.0		
			Total	40	6	3	9	-11	11	3	0	1	44	13.6		
D	42	Brendan Smith	NYR	18	1	3	4	2	29	0	0	0	23	4.3		
			DET	33	2	3	5	-1	34	1	0	1	39	5.1		
			Total	51	3	6	9	1	63	1	0	1	62	4.8		
LW	15	Tanner Glass		11	1	1	2	E	17	0	0	0	8	12.5		
LW	46	*Marek Hrivik		16	0	2	2	-3	2	0	0	0	15	0.0		
D	43	Steven Kampfer	NYR	10	1	1	2	-1	2	0	0	0	10	10.0		
			FLA	1	0	0	0	-1	4	0	0	0	0	0.0		
			Total	11	1	1	2	-2	6	0	0	0	10	10.0		
C	86	Josh Jooris	X	12	1	1	2	1	6	0	0	0	11	9.1		
RW	39	*Nicklas Jensen		7	0	0	0	-2	0	0	0	0	8	0.0		
C	67	*Cristoval Nieves		1	0	0	0	-1	0	0	0	0	0	0.0		
RW	28	Taylor Beck		2	0	0	0	-2	0	0	0	0	5	0.0		
D	6	Dylan McIlrath	X	1	0	0	0	E	4	0	0	0	0	0.0		
GOALTENDING																
NO.	GOALTENDER			GP	W	L	OT	GAA	SV%	SO	GA	SA	MIN	G	A	PIM
30	Henrik Lundqvist			57	31	20	4	2.74	.910	2	148	1,650	3,240:26	0	1	0
32	Antti Raanta			30	16	8	2	2.26	.922	4	61	782	1,617:20	0	1	0
45	*Magnus Hellberg			2	1	0	0	1.53	.929	0	2	28	78:31	0	0	0

\* Denotes rookie

"X" Denotes player who didn't end the 2016-17 season with the organization

## SCORING BREAKDOWN

	HOME			ROAD			GAME WINNING			GAME-DECIDING GOALS
PLAYER	G	A	PTS	G	A	PTS	G	A	PTS	G
Taylor Beck	0	0	0	0	0	0	0	0	0	0
*Pavel Buchnevich	3	7	10	5	5	10	0	2	2	0
Adam Clendening	0	4	4	2	5	7	0	1	1	0
Jesper Fast	5	8	13	1	7	8	1	0	1	0
Dan Girardi	2	6	8	2	5	7	3	2	5	0
Tanner Glass	0	0	0	1	1	2	0	0	0	0
Michael Grabner	13	5	18	14	8	22	3	1	4	0
Kevin Hayes	6	13	19	11	19	30	4	6	10	1
*Magnus Hellberg	0	0	0	0	0	0	0	0	0	0
Nick Holden	5	10	15	6	13	19	2	4	6	0
*Marek Hrivik	0	0	0	0	2	2	0	0	0	0
*Nicklas Jensen	0	0	0	0	0	0	0	0	0	0
Josh Jooris	1	0	1	0	1	1	0	0	0	0
Steven Kampfer	1	0	1	0	1	1	0	0	0	0
Kevin Klein	3	7	10	0	4	4	0	2	2	0
Chris Kreider	17	15	32	11	10	21	4	5	9	0
Oscar Lindberg	3	6	9	5	6	11	1	1	2	0
Henrik Lundqvist	0	0	0	0	1	1	0	0	0	0
Ryan McDonagh	3	20	23	3	16	19	1	8	9	0
Dylan McIlrath	0	0	0	0	0	0	0	0	0	0
J.T. Miller	10	18	28	12	16	28	6	7	13	0
Rick Nash	14	7	21	9	8	17	3	1	4	0
*Boo Nieves	0	0	0	0	0	0	0	0	0	0
Brandon Pirri	5	7	12	3	3	6	3	0	3	0
Matt Puempel	1	1	2	5	2	7	1	2	3	0
Antti Raanta	0	1	1	0	0	0	0	0	0	0
*Brady Skjei	2	19	21	3	15	18	0	10	10	0
Brendan Smith	1	2	3	0	1	1	0	1	1	0
Marc Staal	1	4	5	2	3	5	0	2	2	0
Derek Stepan	8	24	32	9	14	23	2	7	9	0
*Jimmy Vesey	8	6	14	8	5	13	6	0	6	1
Mika Zibanejad	6	12	18	8	11	19	2	7	9	1
Mats Zuccarello	10	22	32	5	22	27	3	5	8	0
TOTALS	128	224	352	125	204	329	45	74	119	3

\* Denotes rookie



## SPECIAL TEAMS SCORING BREAKDOWN

	EVEN STRENGTH			POWER PLAY			SHORTHANDED			TOTALS		
PLAYER	G	A	PTS	G	A	PTS	G	A	PTS	G	A	PTS
Taylor Beck	0	0	0	0	0	0	0	0	0	0	0	0
*Pavel Buchnevich	7	10	17	1	2	3	0	0	0	8	12	20
Adam Clendening	1	8	9	1	1	2	0	0	0	2	9	11
Jesper Fast	6	15	21	0	0	0	0	0	0	6	15	21
Dan Girardi	3	10	13	0	0	0	1	1	2	4	11	15
Tanner Glass	1	1	2	0	0	0	0	0	0	1	1	2
Michael Grabner	26	11	37	0	0	0	1	2	3	27	13	40
Kevin Hayes	15	20	35	1	6	7	1	6	7	17	32	49
*Magnus Hellberg	0	0	0	0	0	0	0	0	0	0	0	0
Nick Holden	8	21	29	3	1	4	0	1	1	11	23	34
*Marek Hrivik	0	1	1	0	1	1	0	0	0	0	2	2
*Nicklas Jensen	0	0	0	0	0	0	0	0	0	0	0	0
Josh Jooris	1	1	2	0	0	0	0	0	0	1	1	2
Steven Kampfer	1	1	2	0	0	0	0	0	0	1	1	2
Kevin Klein	3	9	12	0	1	1	0	1	1	3	11	14
Chris Kreider	22	18	40	6	7	13	0	0	0	28	25	53
Oscar Lindberg	8	11	19	0	1	1	0	0	0	8	12	20
Henrik Lundqvist	0	1	1	0	0	0	0	0	0	0	1	1
Ryan McDonagh	4	22	26	1	14	15	1	0	1	6	36	42
Dylan McIlrath	0	0	0	0	0	0	0	0	0	0	0	0
J.T. Miller	17	28	45	2	5	7	3	1	4	22	34	56
Rick Nash	16	12	28	6	3	9	1	0	1	23	15	38
*Boo Nieves	0	0	0	0	0	0	0	0	0	0	0	0
Brandon Pirri	3	6	9	5	4	9	0	0	0	8	10	18
Matt Puempel	3	3	6	3	0	3	0	0	0	6	3	9
Antti Raanta	0	0	0	0	1	1	0	0	0	0	1	1
*Brady Skjei	5	27	32	0	7	7	0	0	0	5	34	39
Brendan Smith	1	3	4	0	0	0	0	0	0	1	3	4
Marc Staal	3	6	9	0	0	0	0	1	1	3	7	10
Derek Stepan	12	24	36	4	14	18	1	0	1	17	38	55
*Jimmy Vesey	11	8	19	5	3	8	0	0	0	16	11	27
Mika Zibanejad	10	16	26	4	7	11	0	0	0	14	23	37
Mats Zuccarello	10	35	45	5	9	14	0	0	0	15	44	59
<b>TOTALS</b>	<b>197</b>	<b>328</b>	<b>525</b>	<b>47</b>	<b>87</b>	<b>134</b>	<b>9</b>	<b>13</b>	<b>22</b>	<b>253</b>	<b>428</b>	<b>681</b>

\* Denotes rookie

# SCORING BREAKDOWN BY MONTH

PLAYER	OCTOBER			NOVEMBER			DECEMBER			JANUARY		
	G	A	PTS	G	A	PTS	G	A	PTS	G	A	PTS
Taylor Beck	-	-	-	-	-	-	-	-	-	-	-	-
*Pavel Buchnevich	0	2	2	4	2	6	-	-	-	2	4	6
Adam Clendening	0	1	1	0	1	1	0	1	1	1	4	5
Jesper Fast	0	4	4	2	4	6	1	4	5	0	0	0
Dan Girardi	1	2	3	2	1	3	0	1	1	0	2	2
Tanner Glass	-	-	-	-	-	-	-	-	-	-	-	-
Michael Grabner	5	1	6	7	3	10	2	2	4	8	2	10
Kevin Hayes	2	4	6	8	5	13	1	8	9	2	5	7
*Magnus Hellberg	-	-	-	-	-	-	-	-	-	0	0	0
Nick Holden	0	3	3	3	6	9	4	4	8	1	4	5
*Marek Hrivik	-	-	-	-	-	-	0	2	2	0	0	0
*Nicklas Jensen	-	-	-	-	-	-	0	0	0	0	0	0
Josh Jooris	1	0	1	0	1	1	0	0	0	-	-	-
Steven Kampf	-	-	-	-	-	-	-	-	-	-	-	-
Kevin Klein	0	0	0	0	6	6	0	4	4	1	1	2
Chris Kreider	3	4	7	1	5	6	11	5	16	4	2	6
Oscar Lindberg	0	0	0	0	1	1	0	3	3	1	2	3
Henrik Lundqvist	0	1	1	0	0	0	0	0	0	0	0	0
Ryan McDonagh	0	8	8	0	5	5	2	10	12	0	3	3
Dylan McIlrath	0	0	0	-	-	-	-	-	-	-	-	-
J.T. Miller	3	6	9	5	5	10	4	3	7	4	6	10
Rick Nash	4	3	7	6	3	9	3	1	4	1	4	5
*Boo Nieves	-	-	-	0	0	0	-	-	-	-	-	-
Brandon Pirri	4	2	6	1	3	4	1	3	4	2	0	2
Matt Puempel	-	-	-	1	0	1	4	1	5	1	0	1
Antti Raanta	0	1	1	0	0	0	0	0	0	0	0	0
*Brady Skjei	0	3	3	0	9	9	1	3	4	1	4	5
Brendan Smith	-	-	-	-	-	-	-	-	-	-	-	-
Marc Staal	1	1	2	0	2	2	2	0	2	0	0	0
Derek Stepan	0	5	5	4	5	9	5	11	16	3	5	8
*Jimmy Vesey	5	1	6	3	5	8	3	2	5	1	0	1
Mika Zibanejad	2	6	8	3	4	7	-	-	-	2	1	3
Mats Zuccarello	4	3	7	3	5	8	1	13	14	1	8	9
TOTALS	35	61	96	53	81	134	45	81	126	36	57	93

PLAYER	FEBRUARY			MARCH			APRIL			TOTALS		
	G	A	PTS	G	A	PTS	G	A	PTS	G	A	PTS
Taylor Beck	-	-	-	-	-	-	0	0	0	0	0	0
*Pavel Buchnevich	0	1	1	2	3	5	0	0	0	8	12	20
Adam Clendening	1	1	2	0	1	1	0	0	0	2	9	11
Jesper Fast	2	3	5	1	0	1	0	0	0	6	15	21
Dan Girardi	1	2	3	0	2	2	0	1	1	4	11	15
Tanner Glass	-	-	-	1	1	2	0	0	0	1	1	2
Michael Grabner	4	2	6	1	2	3	0	1	1	27	13	40
Kevin Hayes	2	6	8	2	4	6	0	0	0	17	32	49
*Magnus Hellberg	-	-	-	-	-	-	0	0	0	0	0	0
Nick Holden	1	2	3	2	4	6	0	0	0	11	23	34
*Marek Hrivik	-	-	-	-	-	-	-	-	-	0	2	2
*Nicklas Jensen	-	-	-	-	-	-	-	-	-	0	0	0
Josh Jooris	-	-	-	-	-	-	-	-	-	1	1	2
Steven Kampf	0	0	0	1	1	2	0	0	0	1	1	2
Kevin Klein	2	0	2	0	0	0	0	0	0	3	11	14
Chris Kreider	4	3	7	4	5	9	1	1	2	28	25	53
Oscar Lindberg	3	2	5	3	4	7	1	0	1	8	12	20
Henrik Lundqvist	0	0	0	0	0	0	0	0	0	0	1	1
Ryan McDonagh	1	5	6	2	4	6	1	1	2	6	36	42
Dylan McIlrath	-	-	-	-	-	-	-	-	-	0	0	0
J.T. Miller	3	9	12	3	5	8	0	0	0	22	34	56
Rick Nash	4	2	6	5	2	7	0	0	0	23	15	38
*Boo Nieves	-	-	-	-	-	-	-	-	-	0	0	0
Brandon Pirri	0	2	2	0	0	0	0	0	0	8	10	18
Matt Puempel	0	0	0	0	2	2	0	0	0	6	3	9
Antti Raanta	0	0	0	0	0	0	-	-	-	0	1	1
*Brady Skjei	1	8	9	2	6	8	0	1	1	5	34	39
Brendan Smith	-	-	-	0	3	3	1	0	1	1	3	4
Marc Staal	0	2	2	0	2	2	0	0	0	3	7	10
Derek Stepan	0	5	5	4	5	9	1	2	3	17	38	55
*Jimmy Vesey	2	2	4	1	1	2	1	0	1	16	11	27
Mika Zibanejad	1	5	6	4	5	9	2	2	4	14	23	37
Mats Zuccarello	3	3	6	3	9	12	0	3	3	15	44	59
TOTALS	35	65	100	41	71	112	8	12	20	253	428	681

SCORING BREAKDOWN BY DIVISION

EASTERN CONFERENCE

PLAYER	METROPOLITAN			ATLANTIC			TOTALS		
	G	A	PTS	G	A	PTS	G	A	PTS
Taylor Beck	0	0	0	0	0	0	0	0	0
*Pavel Buchnevich	0	3	3	4	3	7	4	6	10
Adam Clendening	2	3	5	0	3	3	2	6	8
Jesper Fast	1	3	4	0	3	3	1	6	7
Dan Girardi	1	5	6	0	2	2	1	7	8
Tanner Glass	0	0	0	1	1	2	1	1	2
Michael Grabner	11	4	15	7	3	10	18	7	25
Kevin Hayes	5	6	11	4	10	14	9	16	25
*Magnus Hellberg	0	0	0	0	0	0	0	0	0
Nick Holden	3	11	14	5	5	10	8	16	24
*Marek Hrivik	0	1	1	0	0	0	0	1	1
*Nicklas Jensen	0	0	0	0	0	0	0	0	0
Josh Jooris	0	1	1	0	0	0	0	1	1
Steven Kampfer	0	0	0	1	1	2	1	1	2
Kevin Klein	1	3	4	0	1	1	1	4	5
Chris Kreider	11	7	18	5	8	13	16	15	31
Oscar Lindberg	4	3	7	2	3	5	6	6	12
Henrik Lundqvist	0	1	1	0	0	0	0	1	1
Ryan McDonagh	2	9	11	3	11	14	5	20	25
Dylan McIlrath	0	0	0	0	0	0	0	0	0
J.T. Miller	3	11	14	7	9	16	10	20	30
Rick Nash	8	7	15	5	5	10	13	12	25
*Boo Nieves	0	0	0	0	0	0	0	0	0
Brandon Pirri	3	3	6	3	1	4	6	4	10
Matt Puempel	2	0	2	0	2	2	2	2	4
Antti Raanta	0	0	0	0	0	0	0	0	0
*Brady Skjei	2	12	14	1	8	9	3	20	23
Brendan Smith	1	0	1	0	2	2	1	2	3
Marc Staal	1	1	2	1	4	5	2	5	7
Derek Stepan	5	15	20	5	9	14	10	24	34
*Jimmy Vesey	9	2	11	2	5	7	11	7	18
Mika Zibanejad	5	10	15	4	3	7	9	13	22
Mats Zuccarello	5	13	18	3	10	13	8	23	31
TOTALS	85	134	219	63	112	175	148	246	394

WESTERN CONFERENCE

PLAYER	CENTRAL			PACIFIC			TOTALS		
	G	A	PTS	G	A	PTS	G	A	PTS
Taylor Beck	0	0	0	0	0	0	0	0	0
*Pavel Buchnevich	2	3	5	2	3	5	4	6	10
Adam Clendening	0	3	3	0	0	0	0	3	3
Jesper Fast	2	2	4	3	7	10	5	9	14
Dan Girardi	1	1	2	2	3	5	3	4	7
Tanner Glass	0	0	0	0	0	0	0	0	0
Michael Grabner	1	3	4	8	3	11	9	6	15
Kevin Hayes	4	6	10	4	10	14	8	16	24
*Magnus Hellberg	0	0	0	0	0	0	0	0	0
Nick Holden	1	3	4	2	4	6	3	7	10
*Marek Hrivik	0	0	0	0	1	1	0	1	1
*Nicklas Jensen	0	0	0	0	0	0	0	0	0
Josh Jooris	0	0	0	1	0	1	1	0	1
Steven Kampfer	0	0	0	0	0	0	0	0	0
Kevin Klein	2	4	6	0	3	3	2	7	9
Chris Kreider	9	6	15	3	4	7	12	10	22
Oscar Lindberg	1	5	6	1	1	2	2	6	8
Henrik Lundqvist	0	0	0	0	0	0	0	0	0
Ryan McDonagh	1	8	9	0	8	8	1	16	17
Dylan McIlrath	0	0	0	0	0	0	0	0	0
J.T. Miller	5	4	9	7	10	17	12	14	26
Rick Nash	4	2	6	6	1	7	10	3	13
*Boo Nieves	0	0	0	0	0	0	0	0	0
Brandon Pirri	0	3	3	2	3	5	2	6	8
Matt Puempel	0	0	0	4	1	5	4	1	5
Antti Raanta	0	0	0	0	1	1	0	1	1
*Brady Skjei	1	3	4	1	11	12	2	14	16
Brendan Smith	0	0	0	0	1	1	0	1	1
Marc Staal	0	0	0	1	2	3	1	2	3
Derek Stepan	3	9	12	4	5	9	7	14	21
*Jimmy Vesey	3	2	5	2	2	4	5	4	9
Mika Zibanejad	3	3	6	2	7	9	5	10	15
Mats Zuccarello	3	11	14	4	10	14	7	21	28
TOTALS	46	81	127	59	101	160	105	182	287

## MISCELLANEOUS STATISTICS

### WIN/LOSS BREAKDOWN

DIVISION	HOME	PTS	GF	GA	AWAY	PTS	GF	GA	OVERALL	PTS	GF	GA
Atlantic	3-6-3	9	29	35	9-3-0	18	35	22	12-9-3	27	64	57
Metropolitan	8-6-1	17	42	45	7-7-1	15	44	48	15-13-2	32	86	93
Central	4-3-0	8	29	23	6-1-0	12	18	9	10-4-0	20	47	32
Pacific	6-1-0	12	29	20	5-1-1	11	30	18	11-2-1	23	59	38
<b>TOTALS</b>	<b>21-16-4</b>	<b>46</b>	<b>129</b>	<b>123</b>	<b>27-12-2</b>	<b>56</b>	<b>127</b>	<b>97</b>	<b>48-28-6</b>	<b>102</b>	<b>256</b>	<b>220</b>

### GOALS BY PERIOD

	1ST	2ND	3RD	OT/SO	TOTALS
Rangers	62	85	101	5/3	253 (3.09 G/GP)
Opponents	59	79	76	2/4	216 (2.63 GA/GP)

### SHOTS BY PERIOD

	1ST	2ND	3RD	OT	TOTALS
Rangers	802	829	773	34	2,438 (29.7 S/GP)
Opponents	793	837	811	24	2,465 (30.1 SA/GP)

### TEAM STATISTICS

Most Goals, Game:	7	(2x), last - 11/15/16 at VAN
Most Goals Allowed, Game:	7	(3x), last - 1/17/17 vs. DAL
Most Goals, Period:	4	(6x), last - 1/31/17 vs. CBJ (3rd period)
Most Goals Allowed, Period:	5	(2x), last - 12/23/16 vs. MIN (2nd period)
Largest Margin of Victory:	5	(4x), last - 12/11/16 vs. NJD
Largest Margin of Defeat:	5	(2x), last - 12/20/16 at PIT
Most Shots, Game:	44	2/2/17 at BUF
Most Shots Allowed, Game:	47	12/20/16 at PIT
Most Shots, Period:	25	1/17/17 vs. DAL (3rd period)
Most Shots Allowed, Period:	22	(2x), last - 3/7/17 at FLA (3rd period)
Least Shots, Game:	17	(2x), last - 1/23/17 vs. LAK
Least Shots Allowed, Game:	16	3/13/17 vs. TBL
Least Shots, Period:	0	11/6/16 vs. WPG (3rd period)
Least Shots Allowed, Period:	0	10/15/16 at STL (3rd period)
Most Power Play Goals, Game:	4	12/29/16 at ARI
Most Power Play Goals Allowed, Game:	3	12/20/16 at PIT
Most Shorthanded Goals, Game:	2	11/5/16 at BOS
Most Shorthanded Goals Allowed, Game:	1	(5x), last - 3/28/17 at SJS
Most Hits, Game:	47	12/20/16 at PIT
Most Faceoff Wins, Game:	43	(3x), last - 3/21/17 at NJD
Highest Faceoff Win Percentage, Game:	67.2%	2/23/17 at TOR (43-for-64)
Most Blocked Shots, Game:	28	10/23/16 vs. ARI
Longest Winning Streak:	6	2/2/17 at BUF - 2/13/17 at CBJ
Longest Point Streak:	6	2/2/17 at BUF - 2/13/17 at CBJ (6-0-0)
Longest Losing Streak:	3	1/13/17 vs. TOR - 1/17/17 vs. DAL
Longest Winless Streak:	3	(2x), last - 3/26/17 at ANA - 3/31/17 vs. PIT (0-1-2)

### INDIVIDUAL STATISTICS

Most Goals, Game:	3	(4x), last - Michael Grabner, 1/7/17 at CBJ
Most Assists, Game:	3	(8x), last - Mats Zuccarello, 4/2/17 vs. PHI
Most Points, Game:	4	Michael Grabner, 1/7/17 at CBJ (3 G, 1 A)
Most Shots, Game:	10	Derek Stepan, 3/9/17 at CAR
Most PIM, Game:	9	Brendan Smith, 3/26/17 at ANA
Most Hits, Game:	8	(2x), last - Nick Holden, 1/19/17 at TOR
Most Blocked Shots, Game:	7	(3x), last - Dan Girardi, 4/9/17 vs. PIT
Longest Goal Streak:	4	(3x), last - Rick Nash, 3/21/17 at NJD - 3/26/17 at ANA (4)
Longest Assist Streak:	8	Ryan McDonagh, 10/17/16 vs. SJS - 11/1/16 vs. STL (9)
Longest Point Streak:	8	Ryan McDonagh, 10/17/16 vs. SJS - 11/1/16 vs. STL (9 A)
Most Saves, Game:	43	(2x), last - Henrik Lundqvist, 3/7/17 at FLA

## MISCELLANEOUS STATISTICS

### MONTH-BY-MONTH RECORD

	GP	W	L	OT	PTS	GF	GA
October	9	6	3	0	12	35	22
November	15	10	4	1	21	53	37
December	15	10	5	0	20	47	38
January	11	5	6	0	10	36	38
February	13	9	3	1	19	36	33
March	15	6	5	4	16	41	42
April	4	2	2	0	4	8	10
<b>TOTALS</b>	<b>82</b>	<b>48</b>	<b>28</b>	<b>6</b>	<b>102</b>	<b>256</b>	<b>220</b>

### 2016-17 RANGERS SITUATIONAL RECORD

	W	L	OT
Scoring first	30	13	2
Opponent scoring first	18	15	4
Leading after 1st Period	20	5	2
Trailing after 1st Period	9	10	1
Tied after 1st Period	19	13	3
Leading after 2nd Period	27	4	0
Trailing after 2nd Period	5	19	3
Tied after 2nd Period	16	5	3
OT Record	8	6	-
Five-Minute Overtime Record	5	2	-
Shootout Record	3	4	-
Outshooting opponent	19	19	3
Outshot by opponent	28	9	3
Even shots	1	0	0
Outscoring opponent on special teams	21	5	1
Outscored on special teams	10	16	2
Special teams scoring is even	17	7	3
Second game of back-to-backs	11	5	0
Third game in four days	7	7	1
Wearing Heritage jersey	3	5	3
Wearing Blue on the road	1	0	0
Afternoon games	5	1	0
Night games	43	27	6
Sunday	12	3	1
Monday	5	1	0
Tuesday	6	8	3
Wednesday	2	5	0
Thursday	10	3	0
Friday	2	4	2
Saturday	11	4	0
1-Goal Games	23	10	6
2-Goal Games	7	10	-
3-Goal Games	13	6	-
4-Goal Games	1	0	-
5-Goal Games	4	2	-

WHEN RANGERS SCORE...				WHEN OPPOSITION SCORES...			
	W	L	OT		W	L	OT
0 Goals	0	3	0	0 Goals	7	0	0
1 Goal	3	7	0	1 Goal	11	0	0
2 Goals	7	10	3	2 Goals	20	5	0
3 Goals	10	4	2	3 Goals	8	5	3
4 Goals	11	3	1	4 Goals	2	9	2
5 Goals	12	0	0	5 Goals	0	3	1
6 Goals	3	1	0	6 Goals	0	3	0
7 Goals	2	0	0	7 Goals	0	3	0

## HAT TRICKS

BY RANGERS (4)	DATE	OPPONENT/SITE	GOALTENDER
Michael Grabner	10/30/16	TBL/MSG	Ben Bishop
Matt Puempel	12/29/16	ARI/ARI	Mike Smith
Chris Kreider	12/31/16	COL/COL	Calvin Pickard
Michael Grabner	1/7/17	CBJ/CBJ	Curtis McElhinney
AGAINST RANGERS (0)	DATE	OPPONENT/SITE	GOALTENDER

None

## SHORTHANDED GOALS

BY RANGERS (9)	DATE	OPPONENT/SITE	GOALTENDER
Derek Stepan	11/5/16	BOS/BOS	Tuukka Rask
Kevin Hayes	11/5/16	BOS/BOS	Tuukka Rask
J.T. Miller	11/21/16	PIT/PIT	Marc-Andre Fleury
J.T. Miller	12/11/16	NJD/MSG	Cory Schneider
Rick Nash	12/15/16	DAL/DAL	Antti Niemi
J.T. Miller	1/14/17	MTL/MTL	Carey Price
Michael Grabner	1/19/17	TOR/TOR	Frederik Andersen
Dan Girardi	2/13/17	CBJ/CBJ	Sergei Bobrovsky
Ryan McDonagh	3/12/17	DET/DET	Petr Mrazek
AGAINST RANGERS (5)	DATE	OPPONENT/SITE	GOALTENDER
Matt Calvert	11/18/16	CBJ/CBJ	Henrik Lundqvist
Zach Hyman	1/19/17	TOR/TOR	Henrik Lundqvist
Nikolay Kulemin	2/16/17	NYI/NYI	Henrik Lundqvist
Josh Manson	3/26/17	ANA/ANA	Henrik Lundqvist
Melker Karlsson	3/28/17	SJS/SJS	Henrik Lundqvist

## PENALTY SHOTS

BY RANGERS (0)	DATE	OPPONENT/SITE	GOALTENDER (RESULT)
None			
AGAINST RANGERS (1)	DATE	OPPONENT/SITE	GOALTENDER (RESULT)
Brandon Saad	2/26/17	CBJ/MSG	Henrik Lundqvist (Save)

## EMPTY NET GOALS

BY RANGERS (14)	DATE	OPPONENT/SITE	GOALTENDER PULLED
J.T. Miller	10/13/16	NYI/MSG	Jaroslav Halak
Mats Zuccarello	10/17/16	SJS/MSG	Martin Jones
Michael Grabner	10/17/16	SJS/MSG	Martin Jones
Rick Nash	10/22/16	WSH/WSH	Braden Holtby
J.T. Miller	11/3/16	EDM/MSG	Cam Talbot
Derek Stepan	11/21/16	PIT/PIT	Marc-Andre Fleury
Mats Zuccarello	12/15/16	DAL/DAL	Antti Niemi
J.T. Miller	12/29/16	ARI/ARI	Mike Smith
Michael Grabner	1/4/17	PHI/PHI	Steve Mason
Michael Grabner	1/19/17	TOR/TOR	Frederik Andersen
Michael Grabner	2/7/17	ANA/MSG	John Gibson
Kevin Hayes	2/11/17	COL/MSG	Calvin Pickard
Pavel Buchnevich	3/7/17	FLA/FLA	Reto Berra
Rick Nash	3/25/17	LAK/LAK	Jonathan Quick
AGAINST RANGERS (5)	DATE	OPPONENT/SITE	GOALTENDER PULLED
Alexandre Burrows	11/8/16	VAN/MSG	Antti Raanta
Boone Jenner	11/18/16	CBJ/CBJ	Henrik Lundqvist
Charlie Coyle	12/23/16	MIN/MSG	Antti Raanta
Andrew Ladd	2/16/17	NYI/NYI	Henrik Lundqvist
Nick Ritchie	3/26/17	ANA/ANA	Henrik Lundqvist

## SHOOTOUT STATISTICS

TOTAL		HOME		ROAD	
GP	W-L	GP	W-L	GP	W-L
7	3-4	5	1-4	2	2-0

G/S	S%	G/S	S%	G/S	S%
7/20	35.0	3/16	18.8	4/4	100.0

GA/SA	SV%	GA/SA	SV%	GA/SA	SV%
9/20	.550	8/15	.467	1/5	.800

### GAME-DECIDING GOALS

DATE	OPPONENT	SCORED BY	LOSING GOALIE	WINNING TEAM	FINAL SCORE
11/20/16	FLA	Vincent Trocheck	Henrik Lundqvist	Panthers	2-3
12/17/16	at NSH	Jimmy Vesey	Juuse Saros	Rangers	2-1
12/18/16	NJD	Kevin Hayes	Cory Schneider	Rangers	3-2
2/21/17	MTL	Paul Byron	Henrik Lundqvist	Canadiens	2-3
2/23/17	at TOR	Mika Zibanejad	Frederik Andersen	Rangers	2-1
3/17/17	FLA	Aleksander Barkov	Antti Raanta	Panthers	3-4
3/31/17	PIT	Phil Kessel	Henrik Lundqvist	Penguins	3-4

### SHOOTOUT GOALIE STATS

GOALIE	WINS	LOSSES	GOALS AGAINST	SHOTS AGAINST	SAVE %
Henrik Lundqvist	3	3	8	18	.556
Antti Raanta	0	1	1	2	.500

### SHOOTOUT PLAYER STATS

PLAYER	GOALS	SHOTS	SHOT %	GDG
Mats Zuccarello	4	7	57.1%	0
Mika Zibanejad	1	4	25.0%	1
Jimmy Vesey	1	3	33.3%	1
Kevin Hayes	1	1	100.0%	1
Derek Stepan	0	2	0.0%	0
Brandon Pirri	0	1	0.0%	0
J.T. Miller	0	1	0.0%	0
Michael Grabner	0	1	0.0%	0

## COACHES CHALLENGES

TEAM GAME	DATE	OPPONENT	TEAM CHALLENGING	REASON FOR CHALLENGE	STANDS/REVERSED
8	10/28/16	at CAR	CAR	Goalie Interference	Stands
9	10/30/16	TBL	TBL	Goalie Interference	Stands
11	11/3/16	EDM	EDM	Goalie Interference	Stands
24	11/29/16	CAR	CAR	Offsides	Stands
26	12/3/16	CAR	CAR	Offsides	Stands
29	12/9/16	at CHI	NYR	Offsides	Reversed
37	12/27/16	OTT	OTT	Offsides	Stands
41	1/4/17	at PHI	PHI	Offsides	Stands
44	1/14/17	at MTL	NYR	Goalie Interference	Reversed
44	1/14/17	at MTL	MTL	Goalie Interference	Stands
54	2/9/17	NSH	NSH	Offsides	Stands
57	2/16/17	at NYI	NYI	Goalie Interference	Stands
58	2/19/17	WSH	WSH	Offsides	Reversed
61	2/25/17	at NJD	NYR	Goalie Interference	Stands
62	2/26/17	CBJ	CBJ	Offsides	Stands
63	2/28/17	WSH	WSH	Offsides	Reversed
67	3/7/17	at FLA	FLA	Goalie Interference	Stands
68	3/9/17	at CAR	NYR	Goalie Interference	Stands



## 2016-17 TRANSACTIONS

DATE	TRANSACTION
Oct. 16	Signed Justin Fontaine to a two-way contract; Assigned Justin Fontaine to Hartford (AHL)
Oct. 28	Assigned Dylan McIlrath to Hartford (AHL)
Nov. 8	Acquired Steven Kampfer and a conditional draft pick from Florida in exchange for Dylan McIlrath
Nov. 14	Recalled Boo Nieves from Hartford (AHL)
Nov. 17	Assigned Boo Nieves to Hartford (AHL)
Nov. 21	Claimed Matt Puempel off waivers from Ottawa
Dec. 5	Recalled Marek Hrivik from Hartford (AHL)
Dec. 7	Recalled Nicklas Jensen from Hartford (AHL)
Dec. 11	Josh Jooris claimed off waivers by Arizona
Dec. 14	Assigned Nicklas Jensen to Hartford (AHL)
Dec. 27	Recalled Brandon Halverson from Hartford (AHL)
Dec. 28	Assigned Brandon Halverson to Hartford (AHL)
Jan. 2	Recalled Nicklas Jensen from Hartford (AHL)
Jan. 6	Assigned Pavel Buchnevich to Hartford (AHL)
Jan. 7	Assigned Nicklas Jensen to Hartford (AHL)
Jan. 12	Recalled Pavel Buchnevich from Hartford (AHL)
Jan. 16	Recalled Magnus Hellberg from Hartford (AHL); Assigned Marek Hrivik to Hartford (AHL)
Jan. 25	Assigned Magnus Hellberg to Hartford (AHL)
Feb. 2	Recalled Magnus Hellberg from Hartford (AHL)
Feb. 3	Assigned Magnus Hellberg to Hartford (AHL)
Feb. 28	Recalled Steven Kampfer from Hartford (AHL); Acquired Brendan Smith from Detroit in exchange for a second round pick in the 2018 NHL Entry Draft and a third round pick in the 2017 NHL Entry Draft; Acquired Daniel Catenacci from Buffalo in exchange for Mat Bodie; Assigned Pavel Buchnevich to Hartford (AHL)
Mar. 1	Assigned Steven Kampfer to Hartford (AHL); Acquired Taylor Beck from Edmonton in exchange for Justin Fontaine
Mar. 2	Recalled Pavel Buchnevich from Hartford (AHL)
Mar. 5	Recalled Tanner Glass and Steven Kampfer from Hartford (AHL)
Mar. 8	Agreed to terms with Sean Day on an entry-level contract
Mar. 9	Recalled Brandon Halverson from Greenville (ECHL) on an emergency basis
Mar. 10	Assigned Brandon Halverson to Greenville (ECHL)
Mar. 11	Recalled Magnus Hellberg from Hartford (AHL) on an emergency basis
Mar. 14	Assigned Magnus Hellberg to Hartford (AHL)
Mar. 16	Recalled Magnus Hellberg from Hartford (AHL) on an emergency basis; agreed to terms with Tim Gettinger on an entry-level contract
Mar. 23	Assigned Magnus Hellberg to Hartford (AHL); Agreed to terms with free agent goaltender Chris Nell
Mar. 27	Agreed to terms with free agent forward Vinni Lettieri
Mar. 28	Agreed to terms with free agent defenseman Vince Pedrie
Apr. 7	Recalled Taylor Beck from Hartford (AHL)
Apr. 9	Recalled Magnus Hellberg from Hartford (AHL) on an emergency basis
Apr. 10	Assigned Magnus Hellberg and Taylor Beck to Hartford (AHL)
Apr. 14	Agreed to terms with Steven Kampfer on a new contract
Apr. 16	Recalled Magnus Hellberg from Hartford (AHL)
Apr. 21	Agreed to terms with free agent defenseman Alexei Bereglazov
May 1	Agreed to terms with free agent defenseman Neal Pionk
May 8	Agreed to terms with free agent forward Dawson Leedahl

## 2017 OFF-SEASON ACTIVITY

DATE	TRANSACTION
May 16	Relieved Ken Gendamer of head coaching duties with Hartford Wolf Pack; Named Chris Drury General Manager of Hartford Wolf Pack.
June 12	Named Keith McCambridge Head Coach of Hartford Wolf Pack.
June 14	Re-signed Matt Puempel; Named Jed Ortmeyer Director of Player Development, Steve Eminger a Professional Scout, and Ben Prentiss Strength and Conditioning Consultant.
June 15	Bought out Dan Girardi.
June 21	Oscar Lindberg claimed by Vegas in NHL Expansion Draft.
June 23	Acquired Tony DeAngelo and a first round pick in the 2017 NHL Entry Draft (Lias Andersson) from Arizona in exchange for Derek Stepan and Antti Raanta.
June 24	Acquired a fourth round pick in the 2017 NHL Entry Draft (Brandon Crawley) and a sixth round pick in the 2017 NHL Entry Draft (Morgan Barron) from San Jose in exchange for a fourth round pick in the 2017 NHL Entry Draft (Scott Reedy).
June 29	Re-signed Brendan Smith.
July 1	Signed Kevin Shattenkirk, Ondrej Pavelec, Paul Carey, and Cole Schneider as free agents.
July 5	Signed David Desharnais as a free agent; Re-signed Jesper Fast.
July 7	Kevin Klein announced his retirement.
July 10	Named Lindy Ruff Assistant Coach.
July 13	Signed Lias Andersson to first NHL contract.
July 14	Signed Filip Chytil to first NHL contract.
July 19	Signed Alexandar Georgiev as a free agent.
July 25	Re-signed Mika Zibanejad.
August 1	Named Joe Mormina Assistant Coach of the Hartford Wolf Pack.
September 5	Named Brian Leetch and Brad Richards Hockey Operations Advisors.

## MANPOWER GAMES LOST DUE TO INJURY OR ILLNESS IN 2016-17

PLAYER	TYPE OF INJURY	DATE OF INJURY	DATES MISSED	GAMES MISSED
Pavel Buchnevich	Back Spasms	Oct. 17	Oct. 17 - Oct. 26	5
	Back	Nov. 13	Nov. 13 - Jan. 4	26
	Flu	Feb. 26	Feb. 26	1
Jesper Fast	Upper-Body	Jan. 17	Jan. 19 - Jan. 25	4
	Upper-Body	Feb. 28	Mar. 2 - Mar. 13	7
	Maintenance	Apr. 2	Apr. 5 - Apr. 9	3
Dan Girardi	Groin Strain	Oct. 15	Oct. 17 - Oct. 22	3
	Ankle	Feb. 7	Feb. 9 - Feb. 11	2
	Ankle	Feb. 26	Feb. 28 - Mar. 22	12
Michael Grabner	Hip	Mar. 1	Mar. 2 - Mar. 9	5
Kevin Hayes	Lower-Body	Jan. 22	Jan. 23 - Feb. 5	5
	Maintenance	Apr. 8	Apr. 9	1
Nick Holden	Maintenance	Apr. 4	Apr. 5 - Apr. 8	2
Josh Jooris	Separated Shoulder	Oct. 26	Oct. 28 - Nov. 18	11
Chris Kreider	Neck Spasms	Oct. 22	Oct. 23 - Oct. 30	4
	Upper-Body	Nov. 12	Nov. 13 - Nov. 15	2
	Maintenance	Apr. 8	Apr. 9	1
Kevin Klein	Back	Oct. 10	Oct. 13 - Oct. 17	3
	Illness	Feb. 16	Feb. 16	1
	Back Spasms	Feb. 23	Feb. 23 - Mar. 22	15
Oscar Lindberg	Back	Mar. 26	Mar. 28	1
	Hip	May 6	Oct. 13 - Oct. 22	5
	Flu	Dec. 27	Dec. 27	1
Henrik Lundqvist	Hip Strain	Mar. 7	Mar. 9 - Mar. 22	7
Ryan McDonagh	Flu	Dec. 13	Dec. 13	1
	Maintenance	Mar. 28	Mar. 31 - Apr. 8	4
Rick Nash	Groin	Dec. 6	Dec. 8 - Dec. 13	4
	Groin	Dec. 18	Dec. 20 - Jan. 7	8
	Upper-Body	Mar. 7	Mar. 9	1
Matt Puempel	Maintenance	Apr. 2	Apr. 5 - Apr. 8	2
	Concussion	Dec. 6	Dec. 8 - Dec. 13	4
	Concussion Symptoms	Dec. 31	Jan. 3 - Jan. 19	7
Antti Raanta	Flu	Feb. 11	Feb. 11	1
	Lower-Body	Jan. 14	Jan. 17 - Jan. 25	5
	Knee	Apr. 8	Apr. 9	1
Brady Skjei	Maintenance	Apr. 4	Apr. 5	1
Brendan Smith	Maintenance	Apr. 8	Apr. 9	1
Marc Staal	Upper-Body	Jan. 3	Jan. 4 - Jan. 25	9
	Maintenance	Apr. 5	Apr. 8	1
Derek Stepan	Maintenance	Apr. 5	Apr. 8	1
Jimmy Vesey	Upper-Body	Dec. 6	Dec. 8	1
Mika Zibanejad	Broken Fibula	Nov. 20	Nov. 21 - Jan. 14	25
	Upper-Body	Feb. 26	Feb. 28	1
Mats Zuccarello	Maintenance	Apr. 2	Apr. 5 - Apr. 8	2
TOTAL				207

## OVERALL SCHEDULE AND RESULTS

Game No.	Date	Opp.	Score	Rangers Result	Winning Goalie	Deciding Goal	Team Record	Position in Div./Conf. Standings	(Total)						
									SF	SA	PP	PK	GF	GA	
1	Oct. 13	NYI	5-3	W	H. Lundqvist	B. Pirri	1-0-0	1st/3rd	39	28	1-5	3-3	5	3	
2	Oct. 15	@STL	2-3	L	C. Hutton	A. Pietrangelo	1-1-0	4th/9th	35	18	0-2	4-5	7	6	
3	Oct. 17	SJS	7-4	W	A. Raanta	J. Vesey	2-1-0	2nd/4th	29	31	1-3	3-4	14	10	
4	Oct. 19	DET	1-2	L	J. Howard	D. Miller	2-2-0	3rd/9th	33	18	0-4	3-4	15	12	
5	Oct. 22	@WSH	4-2	W	H. Lundqvist	J. Vesey	3-2-0	3rd/7th	26	28	1-3	2-2	19	14	
6	Oct. 23	ARI	3-2	W	H. Lundqvist	D. Girardi	4-2-0	1st/3rd	26	29	1-2	1-1	22	16	
7	Oct. 26	BOS	5-2	W	H. Lundqvist	B. Pirri	5-2-0	1st/3rd	31	29	2-6	1-1	27	18	
8	Oct. 28	@CAR	2-3	L	C. Ward	B. Bickell	5-3-0	2nd/5th	30	21	1-2	0-1	29	21	
9	Oct. 30	TBL	6-1	W	A. Raanta	M. Grabner	6-3-0	2nd/3rd	37	32	0-5	3-4	35	22	
10	Nov. 1	STL	5-0	W	H. Lundqvist	D. Girardi	7-3-0	1st/2nd	29	35	2-6	2-2	40	22	
11	Nov. 3	EDM	5-3	W	H. Lundqvist	R. Nash	8-3-0	1st/2nd	31	24	0-3	3-4	45	25	
12	Nov. 5	@BOS	5-2	W	A. Raanta	K. Hayes	9-3-0	1st/2nd	24	37	1-3	3-3	50	27	
13	Nov. 6	WPG	5-2	W	H. Lundqvist	J.T. Miller	10-3-0	1st/2nd	18	26	0-0	2-2	55	29	
14	Nov. 8	VAN	3-5	L	J. Markstrom	S. Baertschi	10-4-0	2nd/3rd	26	29	1-5	2-2	58	34	
15	Nov. 12	@CGY	4-1	W	H. Lundqvist	D. Stepan	11-4-0	1st/2nd	28	36	0-2	2-3	62	35	
16	Nov. 13	@EDM	3-1	W	A. Raanta	D. Girardi	12-4-0	1st/2nd	27	39	0-0	2-2	65	36	
17	Nov. 15	@VAN	7-2	W	H. Lundqvist	B. Pirri	13-4-0	1st/2nd	25	38	2-3	4-4	72	38	
18	Nov. 18	@CBJ	2-4	L	S. Bobrovsky	M. Calvert	13-5-0	1st/2nd	27	24	0-2	2-2	74	42	
19	Nov. 20	FLA	2-3*	OT	J. Reimer	V. Trocheck	13-5-1	1st/2nd	35	30	0-3	3-4	76	45	
20	Nov. 21	@PIT	5-2	W	A. Raanta	J.T. Miller	14-5-1	1st/2nd	36	31	0-1	2-2	81	47	
21	Nov. 23	PIT	1-6	L	M. Murray	S. Crosby	14-6-1	1st/2nd	17	38	1-3	3-3	82	53	
22	Nov. 25	@PHI	3-2	W	H. Lundqvist	K. Hayes	15-6-1	1st/2nd	23	42	0-2	0-0	85	55	
23	Nov. 27	OTT	0-2	L	C. Anderson	J-G. Pageau	15-7-1	1st/2nd	33	20	0-4	1-2	85	57	
24	Nov. 29	CAR	3-2	W	H. Lundqvist	J. Vesey	16-7-1	1st/2nd	21	28	1-2	2-2	88	59	
25	Dec. 1	@BUF	3-4	L	A. Nilsson	J. Eichel	16-8-1	1st/2nd	25	34	2-2	1-2	91	63	
26	Dec. 3	CAR	4-2	W	H. Lundqvist	C. Kreider	17-8-1	1st/1st	23	28	0-2	3-3	95	65	
27	Dec. 6	@NYI	2-4	L	J. Halak	A. Ladd	17-9-1	2nd/3rd	38	32	0-6	1-2	97	69	
28	Dec. 8	@WPG	2-1	W	A. Raanta	K. Hayes	18-9-1	2nd/3rd	24	18	2-4	3-3	99	70	
29	Dec. 9	@CHI	1-0*	W	A. Raanta	N. Holden	19-9-1	1st/2nd	37	26	0-2	1-1	100	70	
30	Dec. 11	NJD	5-0	W	A. Raanta	C. Kreider	20-9-1	1st/2nd	31	19	2-6	5-5	105	70	
31	Dec. 13	CHI	1-2	L	S. Darling	A. Anisimov	20-10-1	2nd/3rd	34	26	0-0	1-1	106	72	
32	Dec. 15	@DAL	2-0	W	H. Lundqvist	R. Nash	21-10-1	2nd/2nd	30	27	0-3	5-5	108	72	
33	Dec. 17	@NSH	2-1*	W	H. Lundqvist	J. Vesey	22-10-1	2nd/2nd	27	32	0-2	3-3	110	73	
34	Dec. 18	NJD	3-2*	W	H. Lundqvist	K. Hayes	23-10-1	1st/1st	27	31	0-2	3-4	113	75	
35	Dec. 20	@PIT	2-7	L	M. Murray	P. Kessel	23-11-1	2nd/2nd	28	47	0-3	2-5	115	82	
36	Dec. 23	MIN	4-7	L	D. Kuemper	J. Zucker	23-12-1	3rd/3rd	35	21	0-2	0-1	119	89	
37	Dec. 27	OTT	4-3	W	A. Raanta	N. Holden	24-12-1	3rd/3rd	25	36	1-4	4-4	123	92	
38	Dec. 29	@ARI	6-3	W	A. Raanta	M. Puempel	25-12-1	3rd/3rd	32	21	4-7	2-3	129	95	
39	Dec. 31	@COL	6-2	W	H. Lundqvist	J.T. Miller	26-12-1	3rd/3rd	37	27	2-5	3-3	135	97	
40	Jan. 3	BUF	1-4	L	A. Nilsson	E. Kane	26-13-1	3rd/3rd	25	19	0-1	4-5	136	101	
41	Jan. 4	@PHI	5-2	W	H. Lundqvist	M. Grabner	27-13-1	3rd/3rd	28	32	0-1	2-3	141	103	

\*Denotes overtime W/L

+Denotes shootout W/L

OVERALL SCHEDULE AND RESULTS

Game No.	Date	Opp.	Score	Rangers Result	Winning Goalie	Deciding Goal	Team Record	Position in Div./Conf. Standings								(Total)
									SF	SA	PP	PK	GF	GA		
42	Jan. 7	@CBJ	5-4	W	H. Lundqvist	M. Grabner	28-13-1	2nd/2nd	34	37	1-2	2-3	146	107		
43	Jan. 13	TOR	2-4	L	F. Andersen	C. Brown	28-14-1	4th/5th	36	27	0-6	2-4	148	111		
44	Jan. 14	@MTL	4-5	L	C. Price	P. Byron	28-15-1	4th/5th	33	32	1-3	2-2	152	116		
45	Jan. 17	DAL	6-7	L	A. Niemi	C. Eakin	28-16-1	4th/5th	40	31	1-2	0-1	158	123		
46	Jan. 19	@TOR	5-2	W	H. Lundqvist	J.T. Miller	29-16-1	4th/5th	41	25	0-4	2-2	163	125		
47	Jan. 22	@DET	1-0*	W	H. Lundqvist	J.T. Miller	30-16-1	4th/5th	19	21	0-4	3-3	164	125		
48	Jan. 23	LAK	3-2	W	H. Lundqvist	M. Zuccarello	31-16-1	4th/4th	17	38	0-3	2-2	167	127		
49	Jan. 25	PHI	0-2	L	S. Mason	W. Simmonds	31-17-1	4th/5th	34	26	0-3	2-3	167	129		
50	Jan. 31	CBJ	4-6	L	J. Korpsalo	N. Foligno	31-18-1	4th/5th	37	26	0-1	0-0	171	135		
51	Feb. 2	@BUF	2-1*	W	H. Lundqvist	C. Kreider	32-18-1	4th/5th	44	37	1-3	3-3	173	136		
52	Feb. 5	CGY	4-3	W	H. Lundqvist	J. Fast	33-18-1	4th/5th	32	32	1-1	0-1	177	139		
53	Feb. 7	ANA	4-1	W	H. Lundqvist	M. Zuccarello	34-18-1	4th/4th	20	44	0-1	4-4	181	140		
54	Feb. 9	NSH	4-3	W	H. Lundqvist	J.T. Miller	35-18-1	4th/4th	30	37	0-1	1-3	185	143		
55	Feb. 11	COL	4-2	W	H. Lundqvist	R. Nash	36-18-1	4th/4th	30	34	0-3	1-1	189	145		
56	Feb. 13	@CBJ	3-2	W	A. Raanta	J. Vesey	37-18-1	4th/4th	23	32	0-5	4-4	192	147		
57	Feb. 16	@NYI	2-4	L	T. Greiss	N. Kulemin	37-19-1	4th/4th	27	23	1-4	2-2	194	151		
58	Feb. 19	WSH	2-1	W	H. Lundqvist	M. Zuccarello	38-19-1	4th/4th	30	32	0-2	1-2	196	152		
59	Feb. 21	MTL	2-3+	OT	C. Price	P. Byron	38-19-2	4th/4th	30	28	0-4	2-3	198	155		
60	Feb. 23	@TOR	2-1+	W	H. Lundqvist	M. Zibanejad	39-19-2	3rd/3rd	38	33	0-2	3-3	200	156		
61	Feb. 25	@NJD	4-3*	W	A. Raanta	M. Zibanejad	40-19-2	3rd/3rd	40	38	0-1	1-2	204	159		
62	Feb. 26	CBJ	2-5	L	S. Bobrovsky	A. Wennberg	40-20-2	4th/4th	30	26	0-2	1-2	206	164		
63	Feb. 28	WSH	1-4	L	B. Holtby	B. Connolly	40-21-2	4th/4th	30	38	0-4	1-2	207	168		
64	Mar. 2	@BOS	2-1	W	H. Lundqvist	O. Lindberg	41-21-2	4th/4th	21	33	0-4	2-2	209	169		
65	Mar. 4	MTL	1-4	L	C. Price	A. Lehkonen	41-22-2	4th/4th	27	35	0-0	1-1	210	173		
66	Mar. 6	@TBL	1-0*	W	A. Raanta	M. Zibanejad	42-22-2	4th/4th	34	38	0-3	6-6	211	173		
67	Mar. 7	@FLA	5-2	W	H. Lundqvist	K. Hayes	43-22-2	4th/4th	28	45	0-4	4-5	216	175		
68	Mar. 9	@CAR	3-4	L	C. Ward	S. Aho	43-23-2	4th/4th	43	30	3-6	2-4	219	179		
69	Mar. 12	@DET	4-1	W	A. Raanta	R. McDonagh	44-23-2	4th/4th	31	24	1-2	3-4	223	180		
70	Mar. 13	TBL	2-3	L	P. Budaj	B. Point	44-24-2	4th/4th	28	16	0-1	1-2	225	183		
71	Mar. 17	FLA	3-4+	OT	J. Reimer	A. Barkov	44-24-3	4th/4th	32	37	1-3	1-2	228	187		
72	Mar. 18	@MIN	3-2	W	A. Raanta	J. Vesey	45-24-3	4th/4th	30	27	0-3	2-3	231	189		
73	Mar. 21	@NJD	2-3*	OT	C. Schneider	J. Blandisi	45-24-4	4th/4th	40	29	1-2	2-3	233	192		
74	Mar. 22	NYI	2-3	L	T. Greiss	A. Ladd	45-25-4	4th/4th	36	28	1-4	2-4	235	195		
75	Mar. 25	@LAK	3-0	W	A. Raanta	D. Stepan	46-25-4	4th/4th	20	30	1-3	3-3	238	195		
76	Mar. 26	@ANA	3-6	L	J. Bernier	A. Cogliano	46-26-4	4th/4th	28	34	0-2	2-3	241	201		
77	Mar. 28	@SJS	4-5*	OT	M. Jones	B. Burns	46-26-5	4th/4th	28	35	2-3	1-2	245	206		
78	Mar. 31	PIT	3-4+	OT	M. Murray	P. Kessel	46-26-6	4th/4th	33	35	1-2	3-3	248	210		
79	Apr. 2	PHI	4-3	W	H. Lundqvist	C. Kreider	47-26-6	4th/4th	24	23	1-4	3-3	252	213		
80	Apr. 5	@WSH	0-2	L	B. Holtby	J. Williams	47-27-6	4th/5th	24	25	0-0	2-3	252	215		
81	Apr. 8	@OTT	1-3	L	C. Anderson	D. Brassard	47-28-6	4th/5th	19	33	0-2	3-3	253	218		
82	Apr. 9	PIT	3-2	W	M. Hellberg	J. Vesey	48-28-6	4th/5th	25	24	1-1	0-0	256	220		

\*Denotes overtime W/L

+Denotes shootout W/L

## HOME SCHEDULE AND RESULTS

Game No.	Date	Opp.	Score	Rangers Result	Winning Goalie	Deciding Goal	Team Record	Position in Div./Conf Standings	(Total)						
									SF	SA	PP	PK	GF	GA	
1	Oct. 13	NYI	5-3	W	H. Lundqvist	B. Pirri	1-0-0	1st/3rd	39	28	1-5	3-3	5	3	
2	Oct. 17	SJS	7-4	W	A. Raanta	J. Vesey	2-0-0	2nd/4th	29	31	1-3	3-4	12	7	
3	Oct. 19	DET	1-2	L	J. Howard	D. Miller	2-1-0	3rd/9th	33	18	0-4	3-4	13	9	
4	Oct. 23	ARI	3-2	W	H. Lundqvist	D. Girardi	3-1-0	1st/3rd	26	29	1-2	1-1	16	11	
5	Oct. 26	BOS	5-2	W	H. Lundqvist	B. Pirri	4-1-0	1st/3rd	31	29	2-6	1-1	21	13	
6	Oct. 30	TBL	6-1	W	A. Raanta	M. Grabner	5-1-0	2nd/3rd	37	32	0-5	3-4	27	14	
7	Nov. 1	STL	5-0	W	H. Lundqvist	D. Girardi	6-1-0	1st/2nd	29	35	2-6	2-2	32	14	
8	Nov. 3	EDM	5-3	W	H. Lundqvist	R. Nash	7-1-0	1st/2nd	31	24	0-3	3-4	37	17	
9	Nov. 6	WPG	5-2	W	H. Lundqvist	J.T. Miller	8-1-0	1st/2nd	18	26	0-0	2-2	42	19	
10	Nov. 8	VAN	3-5	L	J. Markstrom	S. Baertschi	8-2-0	2nd/3rd	26	29	1-5	2-2	45	24	
11	Nov. 20	FLA	2-3+	OT	J. Reimer	V. Trocheck	8-2-1	1st/2nd	35	30	0-3	3-4	47	27	
12	Nov. 23	PIT	1-6	L	M. Murray	S. Crosby	8-3-1	1st/2nd	17	38	1-3	3-3	48	33	
13	Nov. 27	OTT	0-2	L	C. Anderson	J-G. Pageau	8-4-1	1st/2nd	33	20	0-4	1-2	48	35	
14	Nov. 29	CAR	3-2	W	H. Lundqvist	J. Vesey	9-4-1	1st/2nd	21	28	1-2	2-2	51	37	
15	Dec. 3	CAR	4-2	W	H. Lundqvist	C. Kreider	10-4-1	1st/1st	23	28	0-2	3-3	55	39	
16	Dec. 11	NJD	5-0	W	A. Raanta	C. Kreider	11-4-1	1st/2nd	31	19	2-6	5-5	60	39	
17	Dec. 13	CHI	1-2	L	S. Darling	A. Anisimov	11-5-1	2nd/3rd	34	26	0-0	1-1	61	41	
18	Dec. 18	NJD	3-2+	W	H. Lundqvist	K. Hayes	12-5-1	1st/1st	27	31	0-2	3-4	64	43	
19	Dec. 23	MIN	4-7	L	D. Kuemper	J. Zucker	12-6-1	3rd/3rd	35	21	0-2	0-1	68	50	
20	Dec. 27	OTT	4-3	W	A. Raanta	N. Holden	13-6-1	3rd/3rd	25	36	1-4	4-4	72	53	
21	Jan. 3	BUF	1-4	L	A. Nilsson	E. Kane	13-7-1	3rd/3rd	25	19	0-1	4-5	73	57	
22	Jan. 13	TOR	2-4	L	F. Andersen	C. Brown	13-8-1	4th/5th	36	27	0-6	2-4	75	61	
23	Jan. 17	DAL	6-7	L	A. Niemi	C. Eakin	13-9-1	4th/5th	40	31	1-2	0-1	81	68	
24	Jan. 23	LAK	3-2	W	H. Lundqvist	M. Zuccarello	14-9-1	4th/4th	17	38	0-3	2-2	84	70	
25	Jan. 25	PHI	0-2	L	S. Mason	W. Simmonds	14-10-1	4th/5th	34	26	0-3	2-3	84	72	
26	Jan. 31	CBJ	4-6	L	J. Korpisalo	N. Foligno	14-11-1	4th/5th	37	26	0-1	0-0	88	78	
27	Feb. 5	CGY	4-3	W	H. Lundqvist	J. Fast	15-11-1	4th/5th	32	32	1-1	0-1	92	81	
28	Feb. 7	ANA	4-1	W	H. Lundqvist	M. Zuccarello	16-11-1	4th/4th	20	44	0-1	4-4	96	82	
29	Feb. 9	NSH	4-3	W	H. Lundqvist	J.T. Miller	17-11-1	4th/4th	30	37	0-1	1-3	100	85	
30	Feb. 11	COL	4-2	W	H. Lundqvist	R. Nash	18-11-1	4th/4th	30	34	0-3	1-1	104	87	
31	Feb. 19	WSH	2-1	W	H. Lundqvist	M. Zuccarello	19-11-1	4th/4th	30	32	0-2	1-2	106	88	
32	Feb. 21	MTL	2-3+	OT	C. Price	P. Byron	19-11-2	4th/4th	30	28	0-4	2-3	108	91	
33	Feb. 26	CBJ	2-5	L	S. Bobrovsky	A. Wennberg	19-12-2	4th/4th	30	26	0-2	1-2	110	96	
34	Feb. 28	WSH	1-4	L	B. Holtby	B. Connolly	19-13-2	4th/4th	30	38	0-4	1-2	111	100	
35	Mar. 4	MTL	1-4	L	C. Price	A. Lehtonen	19-14-2	4th/4th	27	35	0-0	1-1	112	104	
36	Mar. 13	TBL	2-3	L	P. Budaj	B. Point	19-15-2	4th/4th	28	16	0-1	1-2	114	107	
37	Mar. 17	FLA	3-4+	OT	J. Reimer	A. Barkov	19-15-3	4th/4th	32	37	1-3	1-2	117	111	
38	Mar. 22	NYI	2-3	L	T. Greiss	A. Ladd	19-16-3	4th/4th	36	28	1-4	2-4	119	114	
39	Mar. 31	PIT	3-4+	OT	M. Murray	P. Kessel	19-16-4	4th/4th	33	35	1-2	3-3	122	118	
40	Apr. 2	PHI	4-3	W	H. Lundqvist	C. Kreider	20-16-4	4th/4th	24	23	1-4	3-3	126	121	
41	Apr. 9	PIT	3-2	W	M. Hellberg	J. Vesey	21-16-4	4th/5th	25	24	1-1	0-0	129	123	

\*Denotes overtime W/L

•Denotes shootout W/L

ROAD SCHEDULE AND RESULTS

Game No.	Date	Opp.	Score	Rangers Result	Winning Goalie	Deciding Goal	Team Record	Position in Div./Conf. Standings	(Total)						
									SF	SA	PP	PK	GF	GA	
1	Oct. 15	@STL	2-3	L	C. Hutton	A. Pietrangelo	0-1-0	4th/9th	35	18	0-2	4-5	2	3	
2	Oct. 22	@WSH	4-2	W	H. Lundqvist	J. Vesey	1-1-0	3rd/7th	26	28	1-3	2-2	6	5	
3	Oct. 28	@CAR	2-3	L	C. Ward	B. Bickell	1-2-0	2nd/5th	30	21	1-2	0-1	8	8	
4	Nov. 5	@BOS	5-2	W	A. Raanta	K. Hayes	2-2-0	1st/2nd	24	37	1-3	3-3	13	10	
5	Nov. 12	@CGY	4-1	W	H. Lundqvist	D. Stepan	3-2-0	1st/2nd	28	36	0-2	2-3	17	11	
6	Nov. 13	@EDM	3-1	W	A. Raanta	D. Girardi	4-2-0	1st/2nd	27	39	0-0	2-2	20	12	
7	Nov. 15	@VAN	7-2	W	H. Lundqvist	B. Pirri	5-2-0	1st/2nd	25	38	2-3	4-4	27	14	
8	Nov. 18	@CBJ	2-4	L	S. Bobrovsky	M. Calvert	5-3-0	1st/2nd	27	24	0-2	2-2	29	18	
9	Nov. 21	@PIT	5-2	W	A. Raanta	J.T. Miller	6-3-0	1st/2nd	36	31	0-1	2-2	34	20	
10	Nov. 25	@PHI	3-2	W	H. Lundqvist	K. Hayes	7-3-0	1st/2nd	23	42	0-2	0-0	37	22	
11	Dec. 1	@BUF	3-4	L	A. Nilsson	J. Eichel	7-4-0	1st/2nd	25	34	2-2	1-2	40	26	
12	Dec. 6	@NYI	2-4	L	J. Halak	A. Ladd	7-5-0	2nd/3rd	38	32	0-6	1-2	42	30	
13	Dec. 8	@WPG	2-1	W	A. Raanta	K. Hayes	8-5-0	2nd/3rd	24	18	2-4	3-3	44	31	
14	Dec. 9	@CHI	1-0*	W	A. Raanta	N. Holden	9-5-0	1st/2nd	37	26	0-2	1-1	45	31	
15	Dec. 15	@DAL	2-0	W	H. Lundqvist	R. Nash	10-5-0	2nd/2nd	30	27	0-3	5-5	47	31	
16	Dec. 17	@NSH	2-1*	W	H. Lundqvist	J. Vesey	11-5-0	2nd/2nd	27	32	0-2	3-3	49	32	
17	Dec. 20	@PIT	2-7	L	M. Murray	P. Kessel	11-6-0	2nd/2nd	28	47	0-3	2-5	51	39	
18	Dec. 29	@ARI	6-3	W	A. Raanta	M. Puempel	12-6-0	3rd/3rd	32	21	4-7	2-3	57	42	
19	Dec. 31	@COL	6-2	W	H. Lundqvist	J.T. Miller	13-6-0	3rd/3rd	37	27	2-5	3-3	63	44	
20	Jan. 4	@PHI	5-2	W	H. Lundqvist	M. Grabner	14-6-0	3rd/3rd	28	32	0-1	2-3	68	46	
21	Jan. 7	@CBJ	5-4	W	H. Lundqvist	M. Grabner	15-6-0	2nd/2nd	34	37	1-2	2-3	73	50	
22	Jan. 14	@MTL	4-5	L	C. Price	P. Byron	15-7-0	4th/5th	33	32	1-3	2-2	77	55	
23	Jan. 19	@TOR	5-2	W	H. Lundqvist	J.T. Miller	16-7-0	4th/5th	41	25	0-4	2-2	82	57	
24	Jan. 22	@DET	1-0*	W	H. Lundqvist	J.T. Miller	17-7-0	4th/5th	19	21	0-4	3-3	83	57	
25	Feb. 2	@BUF	2-1*	W	H. Lundqvist	C. Kreider	18-7-0	4th/5th	44	37	1-3	3-3	85	58	
26	Feb. 13	@CBJ	3-2	W	A. Raanta	J. Vesey	19-7-0	4th/4th	23	32	0-5	4-4	88	60	
27	Feb. 16	@NYI	2-4	L	T. Greiss	N. Kulemin	19-8-0	4th/4th	27	23	1-4	2-2	90	64	
28	Feb. 23	@TOR	2-1	W	H. Lundqvist	M. Zibanejad	20-8-0	3rd/3rd	38	33	0-2	3-3	92	65	
29	Feb. 25	@NJD	4-3*	W	A. Raanta	M. Zibanejad	21-8-0	3rd/3rd	40	38	0-1	1-2	96	68	
30	Mar. 2	@BOS	2-1	W	H. Lundqvist	O. Lindberg	22-8-0	4th/4th	21	33	0-4	2-2	98	69	
31	Mar. 6	@TBL	1-0*	W	A. Raanta	M. Zibanejad	23-8-0	4th/4th	34	38	0-3	6-6	99	69	
32	Mar. 7	@FLA	5-2	W	H. Lundqvist	K. Hayes	24-8-0	4th/4th	28	45	0-4	4-5	104	71	
33	Mar. 9	@CAR	3-4	L	C. Ward	S. Aho	24-9-0	4th/4th	43	30	3-6	2-4	107	75	
34	Mar. 12	@DET	4-1	W	A. Raanta	R. McDonagh	25-9-0	4th/4th	31	24	1-2	3-4	111	76	
35	Mar. 18	@MIN	3-2	W	A. Raanta	J. Vesey	26-9-0	4th/4th	30	27	0-3	2-3	114	78	
36	Mar. 21	@NJD	2-3*	OT	C. Schneider	J. Blandisi	26-9-1	4th/4th	40	29	1-2	2-3	116	81	
37	Mar. 25	@LAK	3-0	W	A. Raanta	D. Stepan	27-9-1	4th/4th	20	30	1-3	3-3	119	81	
38	Mar. 26	@ANA	3-6	L	J. Bernier	A. Coglianò	27-10-1	4th/4th	28	34	0-2	2-3	122	87	
39	Mar. 28	@SJS	4-5*	OT	M. Jones	B. Burns	27-10-2	4th/4th	28	35	2-3	1-2	126	92	
40	Apr. 5	@WSH	0-2	L	B. Holtby	J. Williams	27-11-2	4th/5th	24	25	0-0	2-3	126	94	
41	Apr. 8	@OTT	1-3	L	C. Anderson	D. Brassard	27-12-2	4th/5th	19	33	0-2	3-3	127	97	

\*Denotes overtime W/L

•Denotes shootout W/L

GAME-BY-GAME POWER PLAY TOTALS

GAME	DATE	OPPONENT	PPG	ADV	SEASON TOTALS			
					PPG	ADV	PP%	SHGA
1	Oct. 13	NYI	1	5	1	5	20.0%	0
2	Oct. 15	at STL	0	2	1	7	14.3%	0
3	Oct. 17	SJS	1	3	2	10	20.0%	0
4	Oct. 19	DET	0	4	2	14	14.3%	0
5	Oct. 22	at WSH	1	3	3	17	17.6%	0
6	Oct. 23	ARI	1	2	4	19	21.1%	0
7	Oct. 26	BOS	2	6	6	25	24.0%	0
8	Oct. 28	at CAR	1	2	7	27	25.9%	0
9	Oct. 30	TBL	0	5	7	32	21.9%	0
10	Nov. 1	STL	2	6	9	38	23.7%	0
11	Nov. 3	EDM	0	3	9	41	22.0%	0
12	Nov. 5	at BOS	1	3	10	44	22.7%	0
13	Nov. 6	WPG	0	0	10	44	22.7%	0
14	Nov. 8	VAN	1	5	11	49	22.4%	0
15	Nov. 12	at CGY	0	2	11	51	21.6%	0
16	Nov. 13	at EDM	0	0	11	51	21.6%	0
17	Nov. 15	at VAN	2	3	13	54	24.1%	0
18	Nov. 18	at CBJ	0	2	13	56	23.2%	1
19	Nov. 20	FLA	0	3	13	59	22.0%	1
20	Nov. 21	at PIT	0	1	13	60	21.7%	1
21	Nov. 23	PIT	1	3	14	63	22.2%	1
22	Nov. 25	at PHI	0	2	14	65	21.5%	1
23	Nov. 27	OTT	0	4	14	69	20.3%	1
24	Nov. 29	CAR	1	2	15	71	21.1%	1
25	Dec. 1	at BUF	2	2	17	73	23.3%	1
26	Dec. 3	CAR	0	2	17	75	22.7%	1
27	Dec. 6	at NYI	0	6	17	81	21.0%	1
28	Dec. 8	at WPG	2	4	19	85	22.4%	1
29	Dec. 9	at CHI	0	2	19	87	21.8%	1
30	Dec. 11	NJD	2	6	21	93	22.6%	1
31	Dec. 13	CHI	0	0	21	93	22.6%	1
32	Dec. 15	at DAL	0	3	21	96	21.9%	1
33	Dec. 17	at NSH	0	2	21	98	21.4%	1
34	Dec. 18	NJD	0	2	21	100	21.0%	1
35	Dec. 20	at PIT	0	3	21	103	20.4%	1
36	Dec. 23	MIN	0	2	21	105	20.0%	1
37	Dec. 27	OTT	1	4	22	109	20.2%	1
38	Dec. 29	at ARI	4	7	26	116	22.4%	1
39	Dec. 31	at COL	2	5	28	121	23.1%	1
40	Jan. 3	BUF	0	1	28	122	23.0%	1
41	Jan. 4	at PHI	0	1	28	123	22.8%	1
42	Jan. 7	at CBJ	1	2	29	125	23.2%	1
43	Jan. 13	TOR	0	6	29	131	22.1%	1
44	Jan. 14	at MTL	1	3	30	134	22.4%	1
45	Jan. 17	DAL	1	2	31	136	22.8%	1
46	Jan. 19	at TOR	0	4	31	140	22.1%	2
47	Jan. 22	at DET	0	4	31	144	21.5%	2
48	Jan. 23	LAK	0	3	31	147	21.1%	2
49	Jan. 25	PHI	0	3	31	150	20.7%	2
50	Jan. 31	CBJ	0	1	31	151	20.5%	2
51	Feb. 2	at BUF	1	3	32	154	20.8%	2
52	Feb. 5	CGY	1	1	33	155	21.3%	2
53	Feb. 7	ANA	0	1	33	156	21.2%	2
54	Feb. 9	NSH	0	1	33	157	21.0%	2
55	Feb. 11	COL	0	3	33	160	20.6%	2
56	Feb. 13	at CBJ	0	5	33	165	20.0%	2
57	Feb. 16	at NYI	1	4	34	169	20.1%	3
58	Feb. 19	WSH	0	2	34	171	19.9%	3
59	Feb. 21	MTL	0	4	34	175	19.4%	3
60	Feb. 23	at TOR	0	2	34	177	19.2%	3
61	Feb. 25	at NJD	0	1	34	178	19.1%	3
62	Feb. 26	CBJ	0	2	34	180	18.9%	3
63	Feb. 28	WSH	0	4	34	184	18.5%	3
64	Mar. 2	at BOS	0	4	34	188	18.1%	3
65	Mar. 4	MTL	0	0	34	188	18.1%	3
66	Mar. 6	at TBL	0	3	34	191	17.8%	3
67	Mar. 7	at FLA	0	4	34	195	17.4%	3
68	Mar. 9	at CAR	3	6	37	201	18.4%	3
69	Mar. 12	at DET	1	2	38	203	18.7%	3
70	Mar. 13	TBL	0	1	38	204	18.6%	3
71	Mar. 17	FLA	1	3	39	207	18.8%	3
72	Mar. 18	at MIN	0	3	39	210	18.6%	3
73	Mar. 21	at NJD	1	2	40	212	18.9%	3
74	Mar. 22	NYI	1	4	41	216	19.0%	3
75	Mar. 25	at LAK	1	3	42	219	19.2%	3
76	Mar. 26	at ANA	0	2	42	221	19.0%	4
77	Mar. 28	at SJS	2	3	44	224	19.6%	5
78	Mar. 31	PIT	1	2	45	226	19.9%	5
79	Apr. 2	PHI	1	4	46	230	20.0%	5
80	Apr. 5	at WSH	0	0	46	230	20.0%	5
81	Apr. 8	at OTT	0	2	46	232	19.8%	5
82	Apr. 9	PIT	1	1	47	233	20.2%	5
SEASON TOTALS			-	-	47	233	20.2%	5



GAME-BY-GAME PENALTY KILLING TOTALS

GAME	DATE	OPPONENT	PPGA	TSH	SEASON TOTALS			
					PPGA	TSH	PK%	SHG
1	Oct. 13	NYI	0	3	0	3	100.0%	0
2	Oct. 15	at STL	1	5	1	8	87.5%	0
3	Oct. 17	SJS	1	4	2	12	83.3%	0
4	Oct. 19	DET	1	4	3	16	81.3%	0
5	Oct. 22	at WSH	0	2	3	18	83.3%	0
6	Oct. 23	ARI	0	1	3	19	84.2%	0
7	Oct. 26	BOS	0	1	3	20	85.0%	0
8	Oct. 28	at CAR	1	1	4	21	81.0%	0
9	Oct. 30	TBL	1	4	5	25	80.0%	0
10	Nov. 1	STL	0	2	5	27	81.5%	0
11	Nov. 3	EDM	1	4	6	31	80.6%	0
12	Nov. 5	at BOS	0	3	6	34	82.4%	2
13	Nov. 6	WPG	0	2	6	36	83.3%	2
14	Nov. 8	VAN	0	2	6	38	84.2%	2
15	Nov. 12	at CGY	1	3	7	41	82.9%	2
16	Nov. 13	at EDM	0	2	7	43	83.7%	2
17	Nov. 15	at VAN	0	4	7	47	85.1%	2
18	Nov. 18	at CBJ	0	2	7	49	85.7%	2
19	Nov. 20	FLA	1	4	8	53	84.9%	2
20	Nov. 21	at PIT	0	2	8	55	85.5%	3
21	Nov. 23	PIT	0	3	8	58	86.2%	3
22	Nov. 25	at PHI	0	0	8	58	86.2%	3
23	Nov. 27	OTT	1	2	9	60	85.0%	3
24	Nov. 29	CAR	0	2	9	62	85.5%	3
25	Dec. 1	at BUF	1	2	10	64	84.4%	3
26	Dec. 3	CAR	0	3	10	67	85.1%	3
27	Dec. 6	at NYI	1	2	11	69	84.1%	3
28	Dec. 8	at WPG	0	3	11	72	84.7%	3
29	Dec. 9	at CHI	0	1	11	73	84.9%	3
30	Dec. 11	NJD	0	5	11	78	85.9%	4
31	Dec. 13	CHI	0	1	11	79	86.1%	4
32	Dec. 15	at DAL	0	5	11	84	86.9%	5
33	Dec. 17	at NSH	0	3	11	87	87.4%	5
34	Dec. 18	NJD	1	4	12	91	86.8%	5
35	Dec. 20	at PIT	3	5	15	96	84.4%	5
36	Dec. 23	MIN	1	1	16	97	83.5%	5
37	Dec. 27	OTT	0	4	16	101	84.2%	5
38	Dec. 29	at ARI	1	3	17	104	83.7%	5
39	Dec. 31	at COL	0	3	17	107	84.1%	5
40	Jan. 3	BUF	1	5	18	112	83.9%	5
41	Jan. 4	at PHI	1	3	19	115	83.5%	5
42	Jan. 7	at CBJ	1	3	20	118	83.1%	5
43	Jan. 13	TOR	2	4	22	122	82.0%	5
44	Jan. 14	at MTL	0	2	22	124	82.3%	6
45	Jan. 17	DAL	1	1	23	125	81.6%	6
46	Jan. 19	at TOR	0	2	23	127	81.9%	7
47	Jan. 22	at DET	0	3	23	130	82.3%	7
48	Jan. 23	LAK	0	2	23	132	82.6%	7
49	Jan. 25	PHI	1	3	24	135	82.2%	7
50	Jan. 31	CBJ	0	0	24	135	82.2%	7
51	Feb. 2	at BUF	0	3	24	138	82.6%	7
52	Feb. 5	CGY	1	1	25	139	82.0%	7
53	Feb. 7	ANA	0	4	25	143	82.5%	7
54	Feb. 9	NSH	2	3	27	146	81.5%	7
55	Feb. 11	COL	0	1	27	147	81.6%	7
56	Feb. 13	at CBJ	0	4	27	151	82.1%	8
57	Feb. 16	at NYI	0	2	27	153	82.4%	8
58	Feb. 19	WSH	1	2	28	155	81.9%	8
59	Feb. 21	MTL	1	3	29	158	81.6%	8
60	Feb. 23	at TOR	0	3	29	161	82.0%	8
61	Feb. 25	at NJD	1	2	30	163	81.6%	8
62	Feb. 26	CBJ	1	2	31	165	81.2%	8
63	Feb. 28	WSH	1	2	32	167	80.8%	8
64	Mar. 2	at BOS	0	2	32	169	81.1%	8
65	Mar. 4	MTL	0	1	32	170	81.2%	8
66	Mar. 6	at TBL	0	6	32	176	81.8%	8
67	Mar. 7	at FLA	1	5	33	181	81.8%	8
68	Mar. 9	at CAR	2	4	35	185	81.1%	8
69	Mar. 12	at DET	1	4	36	189	81.0%	9
70	Mar. 13	TBL	1	2	37	191	80.6%	9
71	Mar. 17	FLA	1	2	38	193	80.3%	9
72	Mar. 18	at MIN	1	3	39	196	80.1%	9
73	Mar. 21	at NJD	1	3	40	199	79.9%	9
74	Mar. 22	NYI	2	4	42	203	79.3%	9
75	Mar. 25	at LAK	0	3	42	206	79.6%	9
76	Mar. 26	at ANA	1	3	43	209	79.4%	9
77	Mar. 28	at SJS	1	2	44	211	79.1%	9
78	Mar. 31	PIT	0	3	44	214	79.4%	9
79	Apr. 2	PHI	0	3	44	217	79.7%	9
80	Apr. 5	at WSH	1	3	45	220	79.5%	9
81	Apr. 8	at OTT	0	3	45	223	79.8%	9
82	Apr. 9	PIT	0	0	45	223	79.8%	9
SEASON TOTALS			-	-	45	223	79.8%	9

## GAME-BY-GAME HOME ATTENDANCE

NO.	DATE	VS.	ATTENDANCE	SEASON	SELLOUT	AVG.
1	Oct. 13	NYI	18,006	18,006	1	18,006
2	Oct. 17	SJS	18,006	36,012	2	18,006
3	Oct. 19	DET	18,006	54,018	3	18,006
4	Oct. 23	ARI	18,006	72,024	4	18,006
5	Oct. 26	BOS	18,006	90,030	5	18,006
6	Oct. 30	TBL	18,006	108,036	6	18,006
7	Nov. 1	STL	18,006	126,042	7	18,006
8	Nov. 3	EDM	18,006	144,048	8	18,006
9	Nov. 6	WPG	18,006	162,054	9	18,006
10	Nov. 8	VAN	18,006	180,060	10	18,006
11	Nov. 20	FLA	18,006	198,066	11	18,006
12	Nov. 23	PIT	18,006	216,072	12	18,006
13	Nov. 27	OTT	18,006	234,078	13	18,006
14	Nov. 29	CAR	18,006	252,084	14	18,006
15	Dec. 3	CAR	18,006	270,090	15	18,006
16	Dec. 11	NJD	18,006	288,096	16	18,006
17	Dec. 13	CHI	18,006	306,102	17	18,006
18	Dec. 18	NJD	18,006	324,108	18	18,006
19	Dec. 23	MIN	18,006	342,114	19	18,006
20	Dec. 27	OTT	18,006	360,120	20	18,006
21	Jan. 3	BUF	18,006	378,126	21	18,006
22	Jan. 13	TOR	18,006	396,132	22	18,006
23	Jan. 17	DAL	18,006	414,138	23	18,006
24	Jan. 23	LAK	18,006	432,144	24	18,006
25	Jan. 25	PHI	18,006	450,150	25	18,006
26	Jan. 31	CBJ	18,006	468,156	26	18,006
27	Feb. 5	CGY	18,006	486,162	27	18,006
28	Feb. 7	ANA	18,006	504,168	28	18,006
29	Feb. 9	NSH	18,006	522,174	29	18,006
30	Feb. 11	COL	18,006	540,180	30	18,006
31	Feb. 19	WSH	18,006	558,186	31	18,006
32	Feb. 21	MTL	18,006	576,192	32	18,006
33	Feb. 26	CBJ	18,006	594,198	33	18,006
34	Feb. 28	WSH	18,006	612,204	34	18,006
35	Mar. 4	MTL	18,006	630,210	35	18,006
36	Mar. 13	TBL	18,006	648,216	36	18,006
37	Mar. 17	FLA	18,006	666,222	37	18,006
38	Mar. 22	NYI	18,006	684,228	38	18,006
39	Mar. 31	PIT	18,006	702,234	39	18,006
40	Apr. 2	PHI	18,006	720,240	40	18,006
41	Apr. 9	PIT	18,006	738,246	41	18,006

# SCORING OF RANGERS PROSPECTS

## MINOR PROFESSIONAL

MINOR PROFESSIONAL													
POS	NAME	HT.	WT.	DRAFT	BIRTHPLACE	BORN	2016-17 TEAM/LEAGUE	GP	G	A	PTS	+/-	PIM
RW	Adam Chapie	6-1	186	Undrafted	Oxford, MI	7/6/91	Hartford/AHL	24	0	4	4	-9	6
							Greenville/ECHL	24	4	8	12	-3	16
	GOALTENDER	HT.	WT.	DRAFT	BIRTHPLACE	BORN	2016-17 TEAM/LEAGUE	GP	W	L	T/OT	GAA	SV%
	Brandon Halverson	6-4	209	2nd/2014	Traverse City, MI	3/29/96	Hartford/AHL	26	9	16	0	3.45	.887
							Greenville/ECHL	9	4	5	0	3.43	.897

## CANADIAN JUNIOR

POS	NAME	HT.	WT.	DRAFT	BIRTHPLACE	BORN	2016-17 TEAM/LEAGUE	GP	G	A	PTS	+/-	PIM
D	Brandon Crawley	6-1	205	4th/2017	Glen Rock, NJ	2/2/97	London/OHL	61	7	20	27	55	114
							London/OHL Playoffs	14	0	4	4	-6	10
D	Sean Day	6-2	228	3rd/2016	Leuven, BEL	1/9/98	Mississauga/OHL	5	3	2	5	4	4
							Windsor/OHL	58	12	20	32	11	20
							Windsor/OHL Playoffs	7	0	5	5	0	0
							Windsor/Memorial Cup	4	0	1	1	3	2
C	Gabriel Fontaine	6-1	194	6th/2016	Sherbrooke, QC	4/30/97	Rouyn-Noranda/QMJHL	59	23	29	52	31	37
							Rouyn-Noranda/QMJHL Playoffs	13	6	5	11	6	8
LW	Tim Gettinger	6-6	221	5th/2016	Cleveland, OH	4/14/98	Sault Ste. Marie/OHL	62	31	23	54	26	27
							Sault Ste. Marie/OHL Playoffs	11	4	3	7	4	0
LW	Ryan Gropp	6-2	195	2nd/2015	Kamloops, BC	9/16/96	Seattle/WHL	66	35	49	84	25	26
							Seattle/WHL Playoffs	16	7	12	19	7	6
							Seattle/Memorial Cup	3	0	1	1	-3	0
LW	Dawson Leedahl	6-1	197	Undrafted	Saskatoon, SK	3/19/96	Regina/WHL	71	35	54	89	45	121
							Regina/WHL Playoffs	23	12	13	25	10	34
RW	Ty Ronning	5-9	172	7th/2016	Burnaby, BC	10/20/97	Vancouver/WHL	68	25	28	53	-20	35
							Hartford/AHL	12	2	3	5	-4	6
D	Sergey Zborovskiy	6-4	209	3rd/2015	Moscow, RUS	2/21/97	Regina/WHL	63	7	33	40	72	64
							Regina/WHL Playoffs	23	0	8	8	20	14
							Russia/WJJC	7	0	1	1	2	2

## COLLEGIATE

COLLEGIATE														
POS	NAME	HT.	WT.	DRAFT	BIRTHPLACE	BORN	2016-17 TEAM/LEAGUE	GP	G	A	PTS	+/-	PIM	
C	Morgan Barron	6-2	200	6th/2017	Halifax, NS	12/2/98	St. Andrew's College/CISAA	57	34	26	60	-	22	
							St. Andrew's College/CISAA Playoffs	4	4	3	7	-	0	
							Sioux City/USHL	5	0	0	0	-3	2	
RW	Vinni Lettieri	5-11	195	Undrafted	Excelsior, MN	2/6/95	Univ. of Minnesota/Big Ten	38	19	18	37	7	36	
							Hartford/AHL	9	0	1	1	-4	4	
D	Tyler Nanne	5-10	192	5th/2014	Edina, MN	3/17/96	Univ. of Minnesota/Big Ten					Did not play		
D	Vince Pedrie	6-0	195	Undrafted	Rochester, MN	1/17/94	Penn State/Big Ten	39	8	22	30	27	24	
							Hartford/AHL	9	0	5	5	-6	8	
D	Neal Pionk	6-0	190	Undrafted	Hermantown, MN	7/29/95	Minnesota Duluth/WCHC	42	7	27	34	24	25	
GOALTENDER	HT.	WT.	DRAFT	BIRTHPLACE	BORN	2016-17 TEAM/LEAGUE	GP	W	L	T/OT	GAA	SV%		
	Adam Huska	6-4	199	7th/2015	Zvolen, SVK	5/12/97	UConn/Hockey East	21	7	9	4	2.87	.916	
							Slovakia/WJC	3	1	2	0	5.00	.873	
	Chris Nell	6-2	188	Undrafted	Green Bay, WI	9/2/94	Bowling Green/WCHA	34	17	14	2	2.15	.916	
							Hartford/AHL	4	1	3	0	4.02	.881	
	Tyler Wall	6-3	206	6th/2016	Leamington, ON	1/14/98	UMass-Lowell/Hockey East	37	26	10	1	2.06	.918	

## EUROPEAN

EUROPEAN													
POS	NAME	HT.	WT.	DRAFT	BIRTHPLACE	BORN	2016-17 TEAM/LEAGUE	GP	G	A	PTS	+/-	PIM
C	Lias Andersson	6-0	204	1st/2017	Smogen, SWE	10/13/98	HV71/SHL	42	9	10	19	21	18
							HV71/SHL Playoffs	16	4	1	5	-3	18
							HV71 U20/SuperElit	3	2	0	2	1	2
							Sweden/WJC	7	3	0	3	2	6
D	Alexei Bereglazov	6-4	212	Undrafted	Magnitogorsk, RUS	4/20/94	Metallurg/KHL	60	1	18	19	9	20
							Metallurg/KHL Playoffs	13	0	6	6	6	2
RW	Daniel Bernhardt	6-3	194	4th/2015	Stockholm, SWE	4/11/96	Djurgardens IF/SHL	4	0	1	1	E	0
							VIK Vasteras HK/Allsvenskan	28	4	1	5	-3	4
							VIK Vasteras HK/Kvalserien AS	10	1	1	2	3	0
C	Filip Chytil	6-2	202	1st/2017	Kromeriz, CZE	9/5/99	Zlin/Czech Extraliga	38	4	4	8	-5	16
							Zlin U20/Czech-U20	2	0	0	0	-1	0
							Czech Republic/WJ18	5	2	3	5	-1	2
C	Dominik Lakatos	6-1	200	6th/2017	Liberec, CZE	4/8/97	Liberec/Czech Extraliga	41	10	12	22	11	80
							Liberec/Czech Extraliga Playoffs	16	8	5	13	E	8
							HC Benatky/Czech-2	7	2	5	7	2	4
D	Tarmo Reunanen	6-0	178	4th/2016	Aanekoski, FIN	3/1/98	TPS U20/Jr. A Liiga	4	1	2	3	2	6
							TPS U20/Jr. A Liiga Playoffs	3	1	1	2	2	2
							TUTO/Mestis	42	0	9	9	16	54
D	Calle Sjalin	6-1	179	5th/2017	Ostersund, SWE	9/2/99	Ostersund/HockeyEttan	34	5	10	15	12	26
							Timra U20/SuperElit	1	0	1	1	-1	0
							Timra U20/SuperElit Playoffs	4	0	0	0	-3	2
							Timra/Allsvenskan	2	0	0	0	-1	0
							Sweden/WJ18	6	0	0	0	4	2
C	Patrik Virta	5-11	180	7th/2017	Hameenlinna, FIN	3/6/96	TPS/Liiga	49	14	13	27	9	22
							TPS/Liiga Playoffs	6	5	1	6	5	22
GOALTENDER	HT.	WT.	DRAFT	BIRTHPLACE	BORN	2016-17 TEAM/LEAGUE	GP	W	L	T/OT	GAA	SV%	
	Alexandar Georgiev	6-1	180	Undrafted	Moscow, RUS	2/10/96	TPS/Liiga	27	13	8	4	1.70	.923
							TPS/Liiga Playoffs	1	0	0	0	0.00	.000
	Igor Shesterkin	6-1	187	4th/2014	Moscow, RUS	12/30/95	SKA/KHL	39	27	4	6	1.64	.937
							SKA/KHL Playoffs	5	4	1	0	1.84	.940



RANGERS



**VS. NHL**



Wayne Gretzky recorded his 1,851st career NHL assist on October 26, 1997 against Anaheim, giving him more career assists than any other player had points (Gretzky retired with 1,963 career NHL assists; entering the 2017-18 season, Jaromir Jagr ranks second on the NHL's all-time points list with 1,914).



#### 2017-18 REGULAR SEASON SCHEDULE

DATE	SITE	TIME (ET)	TV
Dec. 19	MSG	7:00 p.m.	MSG
Jan. 23	Anaheim	10:00 p.m.	MSG+

#### ALL-TIME RECORD

Overall	15-16-1-1 (32 pts)
Home Record	9-7-1-0 (19 pts)
Road Record	6-9-0-1 (13 pts)
Goals For	92
Goals Against	97
Shutouts	1, 10/11/2009 (3-0; Valiquette)

#### LONGEST RANGER STREAKS

Winning	5, 1/7/2015 - 2/7/2017
Unbeaten/Point	5, 1/7/2015 - 2/7/2017 (5-0-0)
Losing	3 (3x), last - 10/16/2000 - 11/25/2001

#### GAME HIGHS

Goals For	7, 3/22/2015 (7-2)
Goals Against	7, 11/3/1995 (4-7)

#### FIRST TIME

First Game	10/19/1993 at MSG (2-4)
First Game at Anaheim	1/28/1994 (2-3)
First Ranger Win	12/4/1995 at MSG (5-1)

#### LAST TIME

Last Ranger Win at MSG	2/7/2017 (4-1)
Last Ranger Win at Anaheim	3/16/2016 (2-1)
Last Duck Win at MSG	11/4/2013 (2-1)
Last Duck Win at Anaheim	3/26/2017 (6-3)

#### PLAYOFFS

N/A

#### LAST RANGER TRADE WITH ANAHEIM

**June 27, 2015** – Rangers acquired Emerson Etem and a second round pick in the 2015 NHL Entry Draft (Ryan Gropp) in exchange for Carl Hagelin, a second round pick in the 2015 NHL Entry Draft (Julius Nattinen), and a sixth round pick in the 2015 NHL Entry Draft (Garrett Metcalf).

#### 2016-17 RANGERS VS. DUCKS

OVERALL RECORD: 1-1-0		AT NEW YORK: 1-0-0				AT ANAHEIM: 0-1-0		
	GP	W	L	OT	GF	GA	PTS	
Rangers	2	1	1	0	7	7	2	
Ducks	2	1	1	0	7	7	2	

DATE	RESULT/SITE	GOALTENDERS
Feb. 7	Rangers 4, Ducks 1 at MSG	Lundqvist, Gibson
Mar. 26	Rangers 3, Ducks 6 at Anaheim	Lundqvist, Bernier



Mike Richter earned his 300th career NHL win, as well as his 300th career win as a Ranger, as the Blueshirts defeated the Coyotes, 3-2, on October 28, 2002 at MSG. Richter became the first goaltender to earn 300 wins as a member of the Rangers in franchise history.

## ARIZONA COYOTES



### 2017-18 REGULAR SEASON SCHEDULE

DATE	SITE	TIME (ET)	TV
Oct. 26	MSG	7:00 p.m.	MSG
Jan. 6	Arizona	8:00 p.m.	MSG

### ALL-TIME RECORD\*

Overall	.45-25-6-0 (96 pts)
Home Record	.26-10-2-0 (54 pts)
Road Record	.19-15-4-0 (42 pts)
Goals For	288
Goals Against	247
Shutouts	2, last - 2/26/1999 (3-0; Richter)

### LONGEST RANGER STREAKS

Winning Streak	7, 3/24/2014 - present
Unbeaten/Point Streak	7, 3/24/2014 - present (7-0-0)
Losing Streak	3 (2x), last - 11/12/2000 - 12/31/2001

### GAME HIGHS

Goals For	9, 2/20/1983 (9-4)
Goals Against	12, 2/25/1985 (5-12)

### FIRST TIME\*

First Game	11/21/1979 at MSG (4-6)
First Game at Winnipeg	1/12/1980 (3-0)
First Ranger Win	1/12/1980 at Winnipeg (3-0)

### LAST TIME

Last Ranger Win at MSG	10/23/2016 (3-2)
Last Ranger Win at Arizona	12/29/2016 (6-3)
Last Coyote Win at MSG	12/16/2007 (5-1)
Last Coyote Win at Arizona	10/3/2013 (4-1)

### PLAYOFFS

N/A

### LAST RANGER TRADE WITH ARIZONA

**June 23, 2017** - Rangers acquired Anthony DeAngelo and a first round pick in the 2017 NHL Entry Draft (Lias Andersson) in exchange for Derek Stepan and Antti Raanta.

\* Includes games against the Winnipeg Jets from 1979-80 - 1995-96 and the Phoenix Coyotes from 1996-97 - 2013-14

### 2016-17 RANGERS VS. COYOTES

OVERALL RECORD: 2-0-0		AT NEW YORK: 1-0-0				AT ARIZONA: 1-0-0	
	GP	W	L	OT	GF	GA	PTS
Rangers	2	2	0	0	9	5	4
Coyotes	2	0	2	0	5	9	0

DATE	RESULT/SITE	GOALTENDERS
Oct. 23	Rangers 3, Coyotes 2 at MSG	Lundqvist, Domingue
Dec. 29	Rangers 6, Coyotes 3 at Arizona	Raanta, Smith





The Rangers played their first playoff game in franchise history on April 2, 1927 against Boston. The game ended in a 0-0 tie, and Blueshirts goaltender Lorne Chabot earned a shutout.



## BOSTON BRUINS

### 2017-18 REGULAR SEASON SCHEDULE

DATE	SITE	TIME (ET)	TV
Nov. 8	MSG	8:00 p.m.	NBCSN
Dec. 16	Boston	5:00 p.m.	MSG
Feb. 7	MSG	8:00 p.m.	NBCSN

### ALL-TIME RECORD

Overall	255-289-97-2 (609 pts)
Home Record	147-121-55-0 (349 pts)
Road Record	108-168-42-2 (260 pts)
Goals For	1,872
Goals Against	2,017
Shutouts	41, last - 2/14/2012 (3-0; Lundqvist)

### LONGEST RANGER STREAKS

Winning Streak	8, 11/20/2005 - 3/24/2007
Unbeaten/Point Streak	12, 1/1/1962 - 12/8/1962 (10-0-2)
Losing Streak	7 (4x), last - 11/15/1973 - 3/11/1975

### GAME HIGHS

Goals For	9 (4x), last - 2/23/1969 (9-0)
Goals Against	14, 1/21/1945 (3-14)

### FIRST TIME

First Game	12/7/1926 at Boston (1-0)
First Game at MSG	12/12/1926 (2-1)
First Ranger Win	12/7/1926 at Boston (1-0)

### LAST TIME

Last Ranger Win at MSG	10/26/2016 (5-2)
Last Ranger Win at Boston	3/2/2017 (2-1)
Last Bruin Win at MSG	3/2/2014 (6-3)
Last Bruin Win at Boston	11/27/2015 (4-3)

### PLAYOFFS

Series	10 (3-7)
Overall	19-26-2
Goals For	114
Goals Against	130
Last Meeting	2013, Conference Semifinals (L, 1-4)

### LAST RANGER TRADE WITH BOSTON

**February 27, 2007** - Rangers acquired Paul Mara in exchange for Aaron Ward.

### 2016-17 RANGERS VS. BRUINS

OVERALL RECORD: 3-0-0		AT NEW YORK: 1-0-0				AT BOSTON: 2-0-0		
	GP	W	L	OT	GF	GA	PTS	
Rangers	3	3	0	0	12	5	6	
Bruins	3	0	3	0	5	12	0	

DATE	RESULT/SITE	GOALTENDERS
Oct. 26	Rangers 5, Bruins 2 at MSG	Lundqvist, McIntyre
Nov. 5	Rangers 5, Bruins 2 at Boston	Raanta, Rask
Mar. 2	Rangers 2, Bruins 1 at Boston	Lundqvist, Rask



Mark Messier skated in his final NHL game and tallied his final career NHL goal/point on March 31, 2004 against Buffalo at MSG.

## BUFFALO SABRES



### 2017-18 REGULAR SEASON SCHEDULE

DATE	SITE	TIME (ET)	TV
Jan. 1*	Citi Field	1:00 p.m.	NBC
Jan. 18	MSG	7:30 p.m.	MSG
Mar. 24	MSG	7:00 p.m.	MSG

\*2018 Bridgestone NHL Winter Classic - Rangers are the road team

### ALL-TIME RECORD

Overall	71-76-25-5 (172 pts)
Home Record	39-30-15-3 (96 pts)
Road Record	32-46-10-2 (76 pts)
Goals For	547
Goals Against	565
Shutouts	10, last - 3/14/2015 (2-0; Skapski)

### LONGEST RANGER STREAKS

Winning Streak	9, 4/19/2013 - 3/8/2016
Unbeaten/Point Streak	12, 10/14/1970 - 3/2/1972 (10-0-2)
Losing Streak	7, 1/10/1988 - 11/22/1989

### GAME HIGHS

Goals For	9, 12/27/1974 (9-5)
Goals Against	11, 12/31/1992 (6-11)

### FIRST TIME

First Game	10/14/1970 at MSG (3-0)
First Game at Buffalo	11/26/1970 (2-2)
First Ranger Win	10/14/1970 at MSG (3-0)

### LAST TIME

Last Ranger Win at MSG	1/25/2016 (6-3)
Last Ranger Win at Buffalo	2/2/2017 (2-1, OT)
Last Sabre Win at MSG	1/3/2017 (4-1)
Last Sabre Win at Buffalo	12/1/2016 (4-3)

### PLAYOFFS

Series	2 (0-2)
Overall	3-6-0
Goals For	19
Goals Against	28
Last Meeting	2007, Conference Semifinals (L, 2-4)

### LAST RANGER TRADE WITH BUFFALO

February 28, 2017 - Rangers acquired Daniel Catenacci in exchange for Mat Bodie.

### 2016-17 RANGERS VS. SABRES

OVERALL RECORD: 1-2-0		AT NEW YORK: 0-1-0				AT BUFFALO: 1-1-0		
	GP	W	L	OT	GF	GA	PTS	
Rangers	3	1	2	0	6	9	2	
Sabres	3	2	0	1	9	6	5	

DATE	RESULT/SITE	GOALTENDERS
Dec. 1	Rangers 3, Sabres 4 at Buffalo	Lundqvist, Nilsson
Jan. 3	Rangers 1, Sabres 4 at MSG	Lundqvist, Nilsson
Feb. 2	Rangers 2, Sabres 1 (OT) at Buffalo	Lundqvist, Lehner



Brian Leetch became the Rangers' all-time assists leader by registering his 616th assist with the Blueshirts on November 18, 2000 against Calgary.



## CALGARY FLAMES

### 2017-18 REGULAR SEASON SCHEDULE

DATE	SITE	TIME (ET)	TV
Feb. 9	MSG	7:00 p.m.	MSG
Mar. 2	Calgary	9:00 p.m.	MSG 2

### ALL-TIME RECORD\*

Overall	45-54-15-1 (106 pts)
Home Record	30-24-5-0 (65 pts)
Road Record	15-30-10-1 (41 pts)
Goals For	368
Goals Against	434
Shutouts	4, last - 2/24/2015 (I-O; Talbot)

### LONGEST RANGER STREAKS

Winning Streak	3 (4x), last - 12/16/2014 - 10/25/2015
Unbeaten/Point Streak	10, 1/13/1981 - 11/9/1983 (7-0-3)
Losing Streak	7, 10/29/1977 - 11/19/1978

### GAME HIGHS

Goals For	8, 1/14/1987 (8-5)
Goals Against	11, 3/7/1985 (5-11)

\*Includes games against the Atlanta Flames from 1972-73 - 1979-80

### FIRST TIME\*

First Game	11/21/1972 at Atlanta (3-1)
First Game at MSG	12/3/1972 (3-2)
First Ranger Win	11/21/1972 at Atlanta (3-1)

### LAST TIME

Last Ranger Win at MSG	2/5/2017 (4-3)
Last Ranger Win at Calgary	11/12/2016 (4-1)
Last Flame Win at MSG	12/7/2008 (3-0)
Last Flame Win at Calgary	12/12/2015 (5-4, OT)

### PLAYOFFS

Series	1 (1-0)
Overall	3-1-0
Goals For	14
Goals Against	8
Last Meeting	1980, Preliminary Round (W, 3-1)

### LAST RANGER TRADE WITH CALGARY

**June 1, 2011** - Rangers acquired Tim Erixon and a fifth round pick in the 2011 NHL Entry Draft (Shane McColgan) in exchange for Roman Horak and two second round picks in the 2011 NHL Entry Draft (Markus Granlund and Tyler Wotherspoon).

### 2016-17 RANGERS VS. FLAMES

OVERALL RECORD: 2-0-0		AT NEW YORK: 1-0-0			AT CALGARY: 1-0-0		
	GP	W	L	OT	GF	GA	PTS
Rangers	2	2	0	0	8	4	4
Flames	2	0	2	0	4	8	0

DATE	RESULT/SITE
Nov. 12	Rangers 4, Flames 1 at Calgary
Feb. 5	Rangers 4, Flames 3 at MSG

GOALTENDERS
Lundqvist, Elliott
Lundqvist, Elliott



Entering the 2017-18 season, the Rangers' active 13-game winning streak against Carolina at MSG is the longest home winning streak against one opponent in franchise history.

## CAROLINA HURRICANES



### 2017-18 REGULAR SEASON SCHEDULE

DATE	SITE	TIME (ET)	TV
Nov. 22	Carolina	7:00 p.m.	MSG 2
Dec. 1	MSG	7:00 p.m.	MSG
Mar. 12	MSG	7:00 p.m.	MSG
Mar. 31	Carolina	7:00 p.m.	MSG 2

### ALL-TIME RECORD\*

Overall	75-52-7-2 (159 pts)
Home Record	46-17-4-2 (98 pts)
Road Record	29-35-3-0 (61 pts)
Goals For	443
Goals Against	367
Shutouts	8, last - 11/10/2015 (3-0; Lundqvist)

### LONGEST RANGER STREAKS

Winning Streak	10, 2/22/2011 - 3/7/2014
Unbeaten/Point Streak	10, 2/22/2011 - 3/7/2014 (10-0-0)
Losing Streak	4, 1/24/2001 - 11/2/2001

### GAME HIGHS

Goals For	11, 2/23/1983 (11-3)
Goals Against	8, 10/12/1985 (2-8)

### FIRST TIME\*

First Game	10/28/1979 at MSG (2-2)
First Game at Hartford	12/7/1979 (7-4)
First Ranger Win	12/7/1979 at Hartford (7-4)

### LAST TIME

Last Ranger Win at MSG	12/3/2016 (4-2)
Last Ranger Win at Carolina	1/22/2016 (4-1)
Last Hurricane Win at MSG	10/29/2010 (4-3)
Last Hurricane Win at Carolina	3/9/2017 (4-3)

### PLAYOFFS

N/A

### LAST RANGER TRADE WITH CAROLINA

**February 28, 2016** - Rangers acquired Eric Staal in exchange for Aleksi Saarela, a second round pick in the 2016 NHL Entry Draft (later traded), and a second round pick in the 2017 NHL Entry Draft (Luke Martin).

\*Includes games against the Hartford Whalers from 1979-80 - 1996-97

### 2016-17 RANGERS VS. HURRICANES

	OVERALL RECORD: 2-2-0				AT NEW YORK: 2-0-0			AT CAROLINA: 0-2-0		
	GP	W	L	OT	GF	GA	PTS	GP	W	L
Rangers	4	2	2	0	12	11	4	2	0	2
Hurricanes	4	2	2	0	11	12	4	2	0	2

DATE	RESULT/SITE	GOALTENDERS
Oct. 28	Rangers 2, Hurricanes 3 at Carolina	Lundqvist, Ward
Nov. 29	Rangers 3, Hurricanes 2 at MSG	Lundqvist, Ward
Dec. 3	Rangers 4, Hurricanes 2 at MSG	Lundqvist, Leighton
Mar. 9	Rangers 3, Hurricanes 4 at Carolina	Raanta, Ward



Pete Stelmowski tallied two overtime goals against Chicago during the Semifinals in 1971, including a goal at 1:29 of the third overtime period in Game 6 of the series at MSG.



## CHICAGO BLACKHAWKS

### 2017-18 REGULAR SEASON SCHEDULE

DATE	SITE	TIME (ET)	TV
Nov. 15	Chicago	8:00 p.m.	NBCSN
Jan. 3	MSG	8:00 p.m.	NBCSN

### ALL-TIME RECORD

Overall	241-246-98-2 (582 pts)
Home Record	122-116-55-0 (299 pts)
Road Record	119-130-43-2 (283 pts)
Goals For	1,666
Goals Against	1,709
Shutouts	37, last - 12/9/2016 (1-0, OT; Raanta)

### LONGEST RANGER STREAKS

Winning Streak	6 (4x), last - 2/23/1978 - 3/21/1979
Unbeaten/Point Streak	15, 1/15/1956 - 1/27/1957 (12-0-3)
Losing Streak	9, 10/17/1962 - 1/20/1963

### GAME HIGHS

Goals For	10, 3/12/1952 (10-2)
Goals Against	10 (2x), last - 11/14/1943 (5-10)

### FIRST TIME

First Game	11/30/1926 at MSG (4-3, OT)
First Game at Chicago	12/15/1926 (2-6)
First Ranger Win	11/30/1926 at MSG (4-3, OT)

### LAST TIME

Last Ranger Win at MSG	2/27/2014 (2-1)
Last Ranger Win at Chicago	12/9/2016 (1-0, OT)
Last Blackhawk Win at MSG	12/13/2016 (2-1)
Last Blackhawk Win at Chicago	3/9/2012 (4-3)

### PLAYOFFS

Series	5 (1-4)
Overall	10-14-0
Goals For	54
Goals Against	66
Last Meeting	1973, Semifinals (L, 1-4)

### LAST RANGER TRADE WITH CHICAGO

**June 27, 2015** - Rangers acquired Antti Raanta in exchange for Ryan Haggerty.

### 2016-17 RANGERS VS. BLACKHAWKS

OVERALL RECORD: 1-1-0		AT NEW YORK: 0-1-0				AT CHICAGO: 1-0-0		
	GP	W	L	OT	GF	GA	PTS	
Rangers	2	1	1	0	2	2	2	
Blackhawks	2	1	0	1	2	2	3	

DATE	RESULT/SITE
Dec. 9	Rangers 1, Blackhawks 0 (OT) at Chicago
Dec. 13	Rangers 1, Blackhawks 2 at MSG

GOALTENDERS
Raanta, Darling
Raanta, Darling



Henrik Lundqvist became the first goaltender to earn 400 wins with the Rangers in franchise history by registering a win on February 11, 2017 against Colorado at MSG.

## COLORADO AVALANCHE



### 2017-18 REGULAR SEASON SCHEDULE

DATE	SITE	TIME (ET)	TV
Oct. 5	MSG	7:00 p.m.	MSG
Jan. 20	Colorado	3:00 p.m.	MSG

### ALL-TIME RECORD\*

Overall	39-32-7-6 (91 pts)
Home Record	22-13-4-3 (51 pts)
Road Record	17-19-3-3 (40 pts)
Goals For	309
Goals Against	279
Shutouts	2, last - 10/29/1990 (5-0; Vanbiesbrouck)

### LONGEST RANGER STREAKS

Winning Streak	5, 11/2/1989 - 10/29/1990
Unbeaten/Point Streak	5 (2x), last - 2/4/2014 - 11/6/2015 (3-0-2)
Losing Streak	4 (2x), last - 10/29/1992 - 3/28/1993

### GAME HIGHS

Goals For	8, 10/23/1988 (8-2)
Goals Against	10, 3/6/1993 (2-10)

### FIRST TIME\*

First Game	11/10/1979 at MSG (5-4)
First Game at Quebec	1/2/1980 (3-3)
First Ranger Win	11/10/1979 at MSG (5-4)

### LAST TIME

Ranger Win at MSG	2/11/2017 (4-2)
Ranger Win at Colorado	12/31/2016 (6-2)
Avalanche Win at MSG	12/3/2015 (2-1)
Avalanche Win at Colorado	4/3/2014 (3-2, SO)

### PLAYOFFS

Series	1 (1-0)
Overall	4-2-0
Goals For	25
Goals Against	19
Last Meeting	1995, Conference Quarterfinals (W, 4-2)

### LAST RANGER TRADE WITH COLORADO

**June 25, 2016** - Rangers acquired Nick Holden in exchange for a fourth round pick in the 2017 NHL Entry Draft (Petr Kvaca).

\*Includes games against the Quebec Nordiques from 1979-80 - 1994-95

### 2016-17 RANGERS VS. AVALANCHE

OVERALL RECORD: 2-0-0		AT NEW YORK: 1-0-0			AT COLORADO: 1-0-0		
	GP	W	L	OT	GF	GA	PTS
Rangers	2	2	0	0	10	4	4
Avalanche	2	0	2	0	4	10	0

DATE	RESULT/SITE	GOALTENDERS
Dec. 31	Rangers 6, Avalanche 2 at Colorado	Lundqvist, Pickard
Feb. 11	Rangers 4, Avalanche 2 at MSG	Lundqvist, Pickard



Entering the 2017-18 season, five players have skated in at least 200 career games with both the Rangers and Blue Jackets: Rick Nash, Brandon Dubinsky, Derick Brassard, Fedor Tyutin, and Manny Malhotra.



## COLUMBUS BLUE JACKETS

### 2017-18 REGULAR SEASON SCHEDULE

DATE	SITE	TIME (ET)	TV
Oct. 13	Columbus	7:00 p.m.	MSG
Nov. 6	MSG	7:00 p.m.	MSG
Nov. 17	Columbus	7:00 p.m.	MSG+
Mar. 20	MSG	7:00 p.m.	MSG

### ALL-TIME RECORD

Overall	16-11-1 (34 pts)
Home Record	7-4-1 (16 pts)
Road Record	9-7-0 (18 pts)
Goals For	88
Goals Against	89
Shutouts	N/A

### LONGEST RANGER STREAKS

Winning Streak	7, 1/16/2015 - 4/4/2016
Unbeaten/Point Streak	7, 1/16/2015 - 4/4/2016 (7-0-0)
Losing Streak	3, 10/11/2003 - 2/24/2007

### GAME HIGHS

Goals For	7, 11/23/2009 (7-4)
Goals Against	6 (2x), last - 1/31/2017 (4-6)

### 2016-17 RANGERS VS. BLUE JACKETS

OVERALL RECORD: 2-3-0	AT NEW YORK: 0-2-0				AT COLUMBUS: 2-1-0		
	GP	W	L	OT	GF	GA	PTS
Rangers	5	2	3	0	16	21	4
Blue Jackets	5	3	2	0	21	16	6

DATE	RESULT/SITE
Nov. 18	Rangers 2, Blue Jackets 4 at Columbus
Jan. 7	Rangers 5, Blue Jackets 4 at Columbus
Jan. 31	Rangers 4, Blue Jackets 6 at MSG
Feb. 13	Rangers 3, Blue Jackets 2 at Columbus
Feb. 26	Rangers 2, Blue Jackets 5 at MSG

### FIRST TIME

First Game	2/12/2001 at Columbus (4-3)
First Game at MSG	1/14/2002 (2-2)
First Ranger Win	2/12/2001 at Columbus (4-3)

### LAST TIME

Last Ranger win at MSG	2/29/2016 (2-1)
Last Ranger win at Columbus	2/13/2017 (3-2)
Last Blue Jacket win at MSG	2/26/2017 (5-2)
Last Blue Jacket win at Columbus	11/18/2016 (4-2)

### PLAYOFFS

N/A

### LAST RANGER TRADE WITH COLUMBUS

**April 3, 2013** - Rangers acquired Derick Brassard, Derek Dorsett, John Moore, and a sixth round pick in the 2014 NHL Entry Draft (later traded) in exchange for Marian Gaborik, Steven Delisle, and Blake Parlett.





While skating in his fourth career NHL game, Don Murdoch became the first Ranger to tally five goals in one contest as the Blueshirts defeated the Minnesota North Stars, 10-4, on October 12, 1976.



#### 2017-18 REGULAR SEASON SCHEDULE

DATE	SITE	TIME (ET)	TV
Dec. 11	MSG	7:00 p.m.	MSG
Feb. 5	Dallas	8:30 p.m.	MSG

#### ALL-TIME RECORD\*

Overall	74-40-22-2 (172 pts)
Home Record	39-19-11-1 (90 pts)
Road Record	35-21-11-1 (82 pts)
Goals For	479
Goals Against	395
Shutouts	11, last - 12/15/2016 (2-0; Lundqvist/Raanta**)

\*\*Only combined shutout by two goaltenders in franchise history

#### LONGEST RANGER STREAKS

Winning Streak	7, 3/17/1976 - 12/3/1977
Unbeaten/Point Streak	11, 3/17/1976 - 3/19/1978 (9-0-2)
Losing Streak	3 (3x), last - 11/25/2007 - 2/6/2009

#### GAME HIGHS

Goals For	11, 12/4/1976 (11-4)
Goals Against	10, 2/6/2009 (2-10)

#### FIRST TIME\*

First Game	11/19/1967 at MSG (5-2)
First Game at Minnesota	2/15/1968 (6-2)
First Ranger Win	11/19/1967 at MSG (5-2)

#### LAST TIME

Last Ranger Win at MSG	1/5/2016 (6-2)
Last Ranger Win at Dallas	12/15/2016 (2-0)
Last Star Win at MSG	1/17/2017 (7-6)
Last Star Win at Dallas	12/29/2014 (3-2)

#### PLAYOFFS

N/A

#### LAST RANGER TRADE WITH DALLAS

**June 14, 2006** - Rangers acquired a conditional pick in the 2008 NHL Entry Draft in exchange for Mike Green (conditions not met).

\* Includes games against the Minnesota North Stars from 1967-68 - 1992-93

#### 2016-17 RANGERS VS. STARS

OVERALL RECORD: 1-1-0	AT NEW YORK: 0-1-0					AT DALLAS: 1-0-0		
	GP	W	L	OT	GF	GA	PTS	
Rangers	2	1	1	0	8	7	2	
Stars	2	1	1	0	7	8	2	

#### DATE RESULT/SITE

Dec. 15	Rangers 2, Stars 0 at Dallas
Jan. 17	Rangers 6, Stars 7 at MSG

#### GOALTENDERS

Lundqvist/Raanta, Niemi
Lundqvist/Hellberg, Niemi/Lehtonen



Jean Ratelle registered his 100th point of the 1971-72 season on February 20, 1972 against Detroit at MSG, becoming the first Ranger to tally at least 100 points in a season.



## DETROIT RED WINGS

### 2017-18 REGULAR SEASON SCHEDULE

DATE	SITE	TIME (ET)	TV
Nov. 24	MSG	7:00 p.m.	MSG 2
Dec. 29	Detroit	7:30 p.m.	MSG
Feb. 25	MSG	7:00 p.m.	MSG

### ALL-TIME RECORD\*

Overall	219-262-103-3 (544 pts)
Home Record	141-95-57-0 (339 pts)
Road Record	78-167-46-3 (205 pts)
Goals For	1,608
Goals Against	1,780
Shutouts	48, last - 1/22/2017 (1-0, OT; Lundqvist)

### LONGEST RANGER STREAKS

Winning Streak	8, 3/4/1941 - 2/26/1942
Unbeaten/Point Streak	9, 1/29/1969 - 2/28/1970 (6-0-3)
Losing Streak	7 (2x), last - 2/14/1999 - 12/21/2002

### GAME HIGHS

Goals For	11, 1/25/1942 (11-2)
Goals Against	15, 1/23/1944 (0-15)

### FIRST TIME\*

First Game	12/4/1926 at Detroit (0-1)
First Game at MSG	12/19/1926 (1-1)
First Ranger Win	1/9/1927 at MSG (4-1)

### LAST TIME

Last Ranger Win at MSG	4/9/2016 (3-2)
Last Ranger Win at Detroit	3/12/2017 (4-1)
Last Red Wing Win at MSG	10/19/2016 (2-1)
Last Red Wing Win at Detroit	3/12/2016 (3-2, OT)

### PLAYOFFS

Series	5 (1-4)
Overall	10-13-0
Goals For	49
Goals Against	57
Last Meeting	1950, Stanley Cup Finals (L, 3-4)

### LAST RANGER TRADE WITH DETROIT

**February 28, 2017** - Rangers acquired Brendan Smith in exchange for a second round pick in the 2018 NHL Entry Draft and a third round pick in the 2017 NHL Entry Draft (Zach Gallant).

\* Includes games against the Detroit Cougars from 1926-27 - 1929-30 and the Detroit Falcons from 1930-31 - 1931-32

### 2016-17 RANGERS VS. RED WINGS

OVERALL RECORD: 2-1-0		AT NEW YORK: 0-1-0				AT DETROIT: 2-0-0		
	GP	W	L	OT	GF	GA	PTS	
Rangers	3	2	1	0	6	3	4	
Red Wings	3	1	1	1	3	6	3	

DATE	RESULT/SITE	GOALTENDERS
Oct. 19	Rangers 1, Red Wings 2 at MSG	Lundqvist, Howard
Jan. 22	Rangers 1, Red Wings 0 (OT) at Detroit	Lundqvist, Coreau
Mar. 12	Rangers 4, Red Wings 1 at Detroit	Raanta, Mrazek



In the first all-time meeting between the Rangers and Oilers on Oct. 24, 1979 at MSG, New York tallied six goals in the first period en route to a 10-2 win.

## EDMONTON OILERS



### 2017-18 REGULAR SEASON SCHEDULE

DATE	SITE	TIME (ET)	TV
Nov. 11	MSG	1:00 p.m.	MSG
Mar. 3	Edmonton	10:30 p.m.	MSG

### ALL-TIME RECORD

Overall	31-30-9-2 (73 pts)
Home Record	14-16-6-1 (35 pts)
Road Record	17-14-3-1 (38 pts)
Goals For	253
Goals Against	248
Shutouts	3, last - 12/14/2014 (2-0; Lundqvist)

### LONGEST RANGER STREAKS

Winning Streak	3 (2x), last - 12/15/2015 - present
Unbeaten/Point Streak	8, 1/21/1997 - 11/7/2000 (4-0-4)
Losing Streak	8, 10/28/1981 - 12/14/1983

### GAME HIGHS

Goals For	10, 10/24/1979 (10-2)
Goals Against	10, 12/4/1988 (6-10)

### FIRST TIME

First Game	10/24/1979 at MSG (10-2)
First Game at Edmonton	1/11/1980 (6-2)
First Ranger Win	10/24/1979 at MSG (10-2)

### LAST TIME

Last Ranger Win at MSG	11/3/2016 (5-3)
Last Ranger Win at Edmonton	11/13/2016 (3-1)
Last Oiler Win at MSG	11/9/2014 (3-1)
Last Oiler Win at Edmonton	12/11/2015 (7-5)

### PLAYOFFS

N/A

### LAST RANGER TRADE WITH EDMONTON

**March 1, 2017** - Rangers acquired Taylor Beck in exchange for Justin Fontaine.

### 2016-17 RANGERS VS. OILERS

OVERALL RECORD: 2-0-0		AT NEW YORK: 1-0-0			AT EDMONTON: 1-0-0		
	GP	W	L	OT	GF	GA	PTS
Rangers	2	2	0	0	8	4	4
Oilers	2	0	2	0	4	8	0

DATE	RESULT/SITE	GOALTENDERS
Nov. 3	Rangers 5, Oilers 3 at MSG	Lundqvist, Talbot
Nov. 13	Rangers 3, Oilers 1 at Edmonton	Raanta, Talbot



Hockey Hall of Famer Roger Neilson served as the Rangers Head Coach for parts of four seasons (1989-90 - 1992-93) and as the Panthers Head Coach during their first two seasons in the NHL (1993-94 and 1994-95).



## FLORIDA PANTHERS

### 2017-18 REGULAR SEASON SCHEDULE

DATE	SITE	TIME (ET)	TV
Nov. 4	Florida	7:00 p.m.	MSG
Nov. 28	MSG	7:00 p.m.	MSG
Mar. 10	Florida	7:00 p.m.	MSG

### ALL-TIME RECORD

Overall	51-29-6-6 (114 pts)
Home Record	26-14-4-2 (58 pts)
Road Record	25-15-2-4 (56 pts)
Goals For	272
Goals Against	215
Shutouts	9, last - 3/22/2011 (1-0, Lundqvist)

### LONGEST RANGER STREAKS

Winning Streak	7, 11/10/2013 - 11/21/2015
Unbeaten/Point Streak	8, 10/20/2003 - 3/24/2006 (5-0-1-2)
Losing Streak	3, 4/8/1996 - 10/6/1996

### GAME HIGHS

Goals For	7, 12/22/1996 (7-3)
Goals Against	6 (2x), last - 11/26/1999 (2-6)

### FIRST TIME

First Game	11/16/1993 at Florida (4-2)
First Game at MSG	1/3/1994 (3-2)
First Ranger Win	11/16/1993 at Florida (4-2)

### LAST TIME

Last Ranger Win at MSG	3/21/2016 (4-2)
Last Ranger Win at Florida	3/7/2017 (5-2)
Last Panther Win at MSG	3/17/2017 (4-3, SO)
Last Panther Win at Florida	1/2/2016 (3-0)

### PLAYOFFS

Series	1 (1-0)
Overall	4-1-0
Goals For	13
Goals Against	10
Last Meeting	1997, Conference Quarterfinals (W, 4-1)

### LAST RANGER TRADE WITH FLORIDA

**November 8, 2016** - Rangers acquired Steven Kampfer and a conditional draft pick in exchange for Dylan McIlrath.

### 2016-17 RANGERS VS. PANTHERS

OVERALL RECORD: 1-0-2		AT NEW YORK: 0-0-2				AT FLORIDA: 1-0-0	
	GP	W	L	OT	GF	GA	PTS
Rangers	3	1	0	2	10	9	4
Panthers	3	2	1	0	9	10	4

DATE	RESULT/SITE
Nov. 20	Rangers 2, Panthers 3 (SO) at MSG
Mar. 7	Rangers 5, Panthers 2 at Florida
Mar. 17	Rangers 3, Panthers 4 (SO) at MSG

GOALTENDERS
Lundqvist, Reimer
Lundqvist, Reimer/Berra
Raanta, Reimer



The Rangers established a single-game playoff franchise record with 10 goals and defeated Los Angeles, 10-3, in Game 3 of the Preliminary Round on April 11, 1981 at MSG. Don Maloney registered four points in the contest.

# LOS ANGELES KINGS



## 2017-18 REGULAR SEASON SCHEDULE

DATE	SITE	TIME (ET)	TV
Dec. 15	MSG	7:00 p.m.	MSG
Jan. 21	Los Angeles	10:30 p.m.	MSG

## ALL-TIME RECORD

Overall	69-45-16-3 (157 pts)
Home Record	38-20-6-1 (83 pts)
Road Record	31-25-10-2 (74 pts)
Goals For	488
Goals Against	411
Shutouts	8, last - 3/25/2017 (3-0; Raanta)

## LONGEST RANGER STREAKS

Winning Streak	8, 3/7/1971 - 11/12/1972
Unbeaten/Point Streak	20, 2/8/1970 - 10/14/1973 (15-0-5)
Losing Streak	6, 1/28/1975 - 10/20/1976

## GAME HIGHS

Goals For	9, 10/31/1990 (9-4)
Goals Against	7 (2x), last - 2/5/1985 (5-7)

## FIRST TIME

First Game	10/31/1967 at Los Angeles (6-1)
First Game at MSG	12/3/1967 (4-2)
First Ranger Win	10/31/1967 at Los Angeles (6-1)

## LAST TIME

Last Ranger Win at MSG	1/23/2017 (3-2)
Last Ranger Win at Los Angeles	3/25/2017 (3-0)
Last King Win at MSG	2/12/2016 (5-4, OT)
Last King Win at Los Angeles	3/17/2016 (4-3, OT)

## PLAYOFFS

Series	3 (2-1)
Overall	6-5-0
Goals For	42
Goals Against	29
Last Meeting	2014, Stanley Cup Final (L, 1-4)

## LAST RANGER TRADE WITH LOS ANGELES

**January 4, 2014** - Rangers acquired Daniel Carcillo in exchange for a seventh round pick in the 2014 NHL Entry Draft (Spencer Watson).

## 2016-17 RANGERS VS. KINGS

OVERALL RECORD: 2-0-0		AT NEW YORK: 1-0-0				AT LOS ANGELES: 1-0-0		
	GP	W	L	OT	GF	GA	PTS	
Rangers	2	2	0	0	6	2	4	
Kings	2	0	2	0	2	6	0	

## DATE

Jan. 23	Rangers 3, Kings 2 at MSG
Mar. 25	Rangers 3, Kings 0 at Los Angeles

## GOALTENDERS

Lundqvist, Zatkoff
Raanta, Quick



Rangers defenseman Marc Staal and Wild forward Eric Staal are brothers. The two were teammates with the Blueshirts for part of the 2015-16 season.



# MINNESOTA WILD

## 2017-18 REGULAR SEASON SCHEDULE

DATE	SITE	TIME (ET)	TV
Feb. 13	Minnesota	8:00 p.m.	MSG
Feb. 23	MSG	7:00 p.m.	MSG

## ALL-TIME RECORD

Overall	14-8-0-0 (28 pts)
Home Record	7-3-0-0 (14 pts)
Road Record	7-5-0-0 (14 pts)
Goals For	68
Goals Against	61
Shutouts	N/A

## LONGEST RANGERS STREAKS

Winning Streak	5, 11/15/2000 - 2/19/2003
Unbeaten/Point Streak	5, 11/15/2000 - 2/19/2003 (5-0-0)
Losing Streak	2, 10/10/2003 - 2/4/2004

## GAME HIGHS

Goals For	5 (2x), last - 10/27/2014 (5-4)
Goals Against	7, 12/23/2016 (4-7)

## FIRST TIME

First Game	11/15/2000 at Minnesota (3-2)
First Game at MSG	1/14/2001 (4-2)
First Ranger Win	11/15/2000 at Minnesota (3-2)

## LAST TIME

Last Ranger Win at MSG	2/4/2016 (4-2)
Last Ranger Win at Minnesota	3/18/2017 (3-2)
Last Wild Win at MSG	12/23/2016 (7-4)
Last Wild Win at Minnesota	12/17/2015 (5-2)

## PLAYOFFS

N/A

## LAST RANGER TRADE WITH MINNESOTA

**June 30, 2013** – Rangers acquired Justin Falk in exchange for Benn Ferriero and a sixth round pick in the 2014 NHL Entry Draft (Chase Lang).

## 2016-17 RANGERS VS. WILD

OVERALL RECORD: 1-1-0		AT NEW YORK: 0-1-0			AT MINNESOTA: 1-0-0		
	GP	W	L	OT	GF	GA	PTS
Rangers	2	1	1	0	7	9	2
Wild	2	1	1	0	9	7	2

DATE	RESULT/SITE
Dec. 23	Rangers 4, Wild 7 at MSG
Mar. 18	Rangers 3, Wild 2 at Minnesota

GOALTENDERS
Lundqvist/Raanta, Kuemper
Raanta, Dubnyk



After playing 14 seasons with the Canadiens, Hockey Hall of Famer Guy Lafleur came out of retirement and joined the Rangers for the 1988-89 season.

## MONTREAL CANADIENS



### 2017-18 REGULAR SEASON SCHEDULE

DATE	SITE	TIME (ET)	TV
Oct. 8	MSG	7:00 p.m.	MSG+
Oct. 28	Montreal	7:00 p.m.	MSG
Feb. 22	Montreal	7:30 p.m.	MSG 2

### ALL-TIME RECORD

Overall	.194-330-94-5 (487 pts)
Home Record	.128-127-54-2 (312 pts)
Road Record	.66-203-40-3 (175 pts)
Goals For	.1,609
Goals Against	2,095
Shutouts	27, last - 11/23/2014 (5-0; Lundqvist)

### LONGEST RANGER STREAKS

Winning Streak	.8, 12/16/1939 - 12/5/1940
Unbeaten/Point Streak	.9, 11/23/1939 - 12/5/1940 (8-0-1)
Losing Streak	.12, 12/17/1944 - 12/16/1945

### GAME HIGHS

Goals For	10, 12/13/1992 (10-5)
Goals Against	11 (3x), last - 1/21/1960 (2-11)

### FIRST TIME

First Game	11/27/1926 at Montreal (2-0)
First Game at MSG	1/6/1927 (1-0)
First Ranger Win	11/27/1926 at Montreal (2-0)

### LAST TIME

Last Ranger Win at MSG	11/23/2014 (5-0)
Last Ranger Win at Montreal	3/26/2016 (5-2)
Last Canadien Win at MSG	3/4/2017 (4-1)
Last Canadien Win at Montreal	1/14/2017 (5-4)

### PLAYOFFS

Series	.16 (9-7)
Overall	.33-38-2
Goals For	.192
Goals Against	.214
Last Meeting	2017, First Round (W, 4-2)

### LAST RANGER TRADE WITH MONTREAL

**July 2, 2013** - Rangers acquired Danny Kristo in exchange for Christian Thomas.

### 2016-17 RANGERS VS. CANADIENS

OVERALL RECORD: 0-2-1		AT NEW YORK: 0-1-1				AT MONTREAL: 0-1-0	
	GP	W	L	OT	GF	GA	PTS
Rangers	3	0	2	1	7	12	1
Canadiens	3	3	0	0	12	7	6

DATE	RESULT/SITE
Jan. 14	Rangers 4, Canadiens 5 at Montreal
Feb. 21	Rangers 2, Canadiens 3 (SO) at MSG
Mar. 4	Rangers 1, Canadiens 4 at MSG

GOALTENDERS
Raanta/Lundqvist, Price
Lundqvist, Price
Lundqvist, Price





Predators Head Coach Peter Laviolette played 12 games with the Rangers during the 1988-89 season and made his NHL debut as a member of the Blueshirts on November 8, 1988 against the New York Islanders.



## NASHVILLE PREDATORS

### 2017-18 REGULAR SEASON SCHEDULE

DATE	SITE	TIME (ET)	TV
Oct. 21	MSG	12:30 p.m.	MSG
Feb. 3	Nashville	8:00 p.m.	MSG

### ALL-TIME RECORD

Overall	13-8-1-2 (29 pts)
Home Record	6-5-1-1 (14 pts)
Road Record	7-3-0-1 (15 pts)
Goals For	68
Goals Against	54
Shutouts	3, last - 11/23/2015 (3-0; Lundqvist)

### LONGEST RANGER STREAKS

Winning Streak	3 (2x), last - 11/27/2010 - 11/23/2013
Unbeaten/Point Streak	4, 11/29/1998 - 12/23/2000 (3-0-1)
Losing Streak	2 (2x), last - 12/10/2013 - 2/7/2015

### GAME HIGHS

Goals For	7, 2/15/1999 (7-4)
Goals Against	5 (2x), last - 12/28/2015 (3-5)

### FIRST TIME

First Game	11/29/1998 at MSG (5-1)
First Game at Nashville	2/15/1999 (7-4)
First Ranger Win	11/29/1998 at MSG (5-1)

### LAST TIME

Last Ranger Win at MSG	2/9/2017 (4-3)
Last Ranger Win at Nashville	12/17/2016 (2-1, SO)
Last Predator Win at MSG	12/10/2013 (4-1)
Last Predator Win at Nashville	12/28/2015 (5-3)

### PLAYOFFS

N/A

### LAST RANGER TRADE WITH NASHVILLE

**July 1, 2015** – Rangers acquired Magnus Hellberg in exchange for a sixth round pick in the 2017 NHL Entry Draft (Pavel Koltygin).

### 2016-17 RANGERS VS. PREDATORS

OVERALL RECORD: 2-0-0		AT NEW YORK: 1-0-0				AT NASHVILLE: 1-0-0	
	GP	W	L	OT	GF	GA	PTS
Rangers	2	2	0	0	6	4	4
Predators	2	0	1	1	4	6	1

DATE	RESULT/SITE
Dec. 17	Rangers 2, Predators 1 (SO) at Nashville
Feb. 9	Rangers 4, Predators 3 at MSG

GOALTENDERS
Lundqvist, Saros
Lundqvist, Saros



Ryan McDonagh tallied his first career NHL goal on April 9, 2011 against New Jersey at MSG. McDonagh's goal was the game-winning goal in a 5-2 win for the Rangers.

# NEW JERSEY DEVILS



## 2017-18 REGULAR SEASON SCHEDULE

DATE	SITE	TIME (ET)	TV
Oct. 14	MSG	7:00 p.m.	MSG
Dec. 9	MSG	7:00 p.m.	MSG 2
Dec. 21	New Jersey	7:00 p.m.	MSG
Apr. 3	New Jersey	7:00 p.m.	MSG 2

## ALL-TIME RECORD\*

Overall	114-89-27-9 (264 pts)
Home Record	63-31-20-4 (150 pts)
Road Record	51-58-7-5 (114 pts)
Goals For	786
Goals Against	705
Shutouts	16, last – 12/11/2016 (5-0; Raanta)

## LONGEST RANGER STREAKS

Winning Streak	7, 10/25/2007 – 3/27/2008
Unbeaten/Point Streak	11, 2/22/2007 – 11/12/2008 (9-0-2)
Losing Streak	6, 10/16/1998 – 12/1/1999

## GAME HIGHS

Goals For	11, 10/25/1984 (11-2)
Goals Against	8 (3x), last – 12/12/2008 (5-8)

## FIRST TIME\*

First Game	12/29/1974 at MSG (2-1)
First Game at Kansas City	1/8/1975 (6-1)
First Ranger Win	12/29/1974 at MSG (2-1)

## LAST TIME

Last Ranger Win at MSG	12/18/2016 (3-2, SO)
Last Ranger Win at New Jersey	2/25/2017 (4-3, OT)
Last Devil Win at MSG	10/18/2015 (2-1, OT)
Last Devil Win at New Jersey	3/21/2017 (3-2, OT)

## PLAYOFFS

Series	6 (4-2)
Overall	18-16-0
Goals For	93
Goals Against	90
Last Meeting	2012, Conference Final (L, 2-4)

## LAST RANGER TRADE WITH NEW JERSEY

**November 2, 1979** – Rangers acquired Barry Beck (from the Colorado Rockies) in exchange for Bobby Sheehan, Lucien DeBlois, Pat Hickey, Mike McEwen and Dean Turner.

\* Includes games against the Kansas City Scouts from 1974-75 – 1975-76 and the Colorado Rockies from 1976-77 – 1981-82

## 2016-17 RANGERS VS. DEVILS

OVERALL RECORD: 3-0-1		AT NEW YORK: 2-0-0			AT NEW JERSEY: 1-0-1		
	GP	W	L	OT	GF	GA	PTS
Rangers	4	3	0	1	14	8	7
Devils	4	1	1	2	8	14	4

DATE	RESULT/SITE
Dec. 11	Rangers 5, Devils 0 at MSG
Dec. 18	Rangers 3, Devils 2 (SO) at MSG
Feb. 25	Rangers 4, Devils 3 (OT) at New Jersey
Mar. 21	Rangers 2, Devils 3 (OT) at New Jersey

GOALTENDERS
Raanta, Schneider
Lundqvist, Schneider
Raanta, Schneider
Raanta, Schneider



The Rangers defeated the Islanders in the Semifinals in 1979 to advance to the Stanley Cup Final. The Blueshirts closed out the series with a 2-1 win in Game 6 on May 8, 1979 at MSG.



## NEW YORK ISLANDERS

### 2017-18 REGULAR SEASON SCHEDULE

DATE	SITE	TIME (ET)	TV
Oct. 19	MSG	7:00 p.m.	MSG
Jan. 13	MSG	1:00 p.m.	MSG
Feb. 15	Brooklyn	7:00 p.m.	MSG
Apr. 5	Brooklyn	7:00 p.m.	MSG

### ALL-TIME RECORD

Overall	125-110-19-8 (277 pts)
Home Record	71-44-11-5 (158 pts)
Road Record	54-66-8-3 (119 pts)
Goals For	872
Goals Against	845
Shutouts	14, last - 4/13/2013 (1-0, OT; Lundqvist)

### LONGEST RANGER STREAKS

Winning Streak	7, 4/15/1998 - 10/11/1999
Unbeaten/Point Streak	11, 1/21/2003 - 10/19/2005 (8-0-3)
Losing Streak	5 (3x), last - 4/11/2006 - 1/9/2007

### GAME HIGHS

Goals For	9 (3x), last - 2/14/1992 (9-2)
Goals Against	10 (3x), last - 11/17/1984 (4-10)

### 2016-17 RANGERS VS. ISLANDERS

OVERALL RECORD: 1-3-0		AT NEW YORK: 1-1-0				AT BROOKLYN: 0-2-0		
	GP	W	L	OT	GF	GA	PTS	
Rangers	4	1	3	0	11	14	2	
Islanders	4	3	1	0	14	11	6	

DATE	RESULT/SITE
Oct. 13	Rangers 5, Islanders 3 at MSG
Dec. 6	Rangers 2, Islanders 4 at Brooklyn
Feb. 16	Rangers 2, Islanders 4 at Brooklyn
Mar. 22	Rangers 2, Islanders 3 at MSG

### FIRST TIME

First Game	10/21/1972 at Long Island (2-1)
First Game at MSG	12/10/1972 (4-1)
First Ranger Win	10/21/1972 at Long Island (2-1)

### LAST TIME

Last Ranger Win at MSG	10/13/2016 (5-3)
Last Ranger Win at Brooklyn*	3/10/2015 (2-1)
Last Islander Win at MSG	3/22/2017 (3-2)
Last Islander Win at Brooklyn	2/16/2017 (4-2)

### PLAYOFFS

Series	8 (3-5)
Overall	19-20-0
Goals For	132
Goals Against	129
Last Meeting	1994, Conference Quarterfinals (W, 4-0)

### LAST RANGER TRADE WITH ISLANDERS

**May 25, 2010** - Rangers acquired Jyri Niemi in exchange for a sixth round pick in the 2010 NHL Entry Draft (later traded).

\*Game played at Nassau Coliseum in Uniondale, NY

### GOALTENDERS

Lundqvist, Halak
Lundqvist, Halak
Lundqvist, Greiss
Raanta, Greiss



Mika Zibanejad began his NHL career with the Senators, registering 151 points (64 goals, 87 assists) in 281 games over parts of five seasons with Ottawa (2011-12 - 2015-16).

## OTTAWA SENATORS



### 2017-18 REGULAR SEASON SCHEDULE

DATE	SITE	TIME (ET)	TV
Nov. 19	MSG	7:00 p.m.	MSG
Dec. 13	Ottawa	7:00 p.m.	MSG
Feb. 17	Ottawa	2:00 p.m.	MSG

### ALL-TIME RECORD

Overall	40-42-3-4 (87 pts)
Home Record	17-25-0-2 (36 pts)
Road Record	23-17-3-2 (51 pts)
Goals For	237
Goals Against	248
Shutouts	2, last - 1/10/2009 (2-0; Lundqvist)

### LONGEST RANGER STREAKS

Winning Streak	10, 10/24/1992 - 3/6/1995
Unbeaten/Point Streak	10, 10/24/1992 - 3/6/1995 (10-0-0)
Losing Streak	5 (2x), last - 12/29/2006 - 10/13/2007

### GAME HIGHS

Goals For	8, 3/18/2014 (8-4)
Goals Against	9, 1/24/2004 (1-9)

### FIRST TIME

First Game	10/24/1992 at Ottawa (3-2, OT)
First Game at MSG	1/6/1993 (6-2)
First Ranger Win	10/24/1992 at Ottawa (3-2, OT)

### LAST TIME

Last Ranger Win at MSG	12/27/2016 (4-3)
Last Ranger Win at Ottawa	11/14/2015 (2-1, SO)
Last Senator Win at MSG	11/27/2016 (2-0)
Last Senator Win at Ottawa	4/8/2017 (3-1)

### PLAYOFFS

Series	2 (1-1)
Overall	6-7-0
Goals For	34
Goals Against	32
Last Meeting	2017, Second Round (L, 2-4)

### LAST RANGER TRADE WITH OTTAWA

**July 18, 2016** - Rangers acquired Mika Zibanejad and a second round pick in the 2018 NHL Entry Draft (later traded) in exchange for Derick Brassard and a seventh round pick in the 2018 NHL Entry Draft.

### 2016-17 RANGERS VS. SENATORS

OVERALL RECORD: 1-2-0		AT NEW YORK: 1-1-0				AT OTTAWA: 0-1-0	
	GP	W	L	OT	GF	GA	PTS
Rangers	3	1	2	0	5	8	2
Senators	3	2	1	0	8	5	4

DATE	RESULT/SITE	GOALTENDERS
Nov. 27	Rangers 0, Senators 2 at MSG	Raanta, Anderson
Dec. 27	Rangers 4, Senators 3 at MSG	Raanta, Condon
Apr. 8	Rangers 1, Senators 3 at Ottawa	Lundqvist, Anderson



The Rangers played their first game at the current Madison Square Garden (MSG IV) on February 18, 1968 against Philadelphia and defeated the Flyers, 3-1.



## PHILADELPHIA FLYERS

### 2017-18 REGULAR SEASON SCHEDULE

DATE	SITE	TIME (ET)	TV
Jan. 16	MSG	7:00 p.m.	MSG
Feb. 18	MSG	1:00 p.m.	MSG
Mar. 22	Philadelphia	7:00 p.m.	MSG
Apr. 7	Philadelphia	3:00 p.m.	NBC

### ALL-TIME RECORD

Overall	130-114-37-8 (305 pts)
Home Record	68-49-23-4 (163 pts)
Road Record	62-65-14-4 (142 pts)
Goals For	856
Goals Against	847
Shutouts	15, last – 11/28/2014 (3-0; Talbot)

### LONGEST RANGER STREAKS

Winning Streak	10, 11/28/1971 – 1/14/1973
Unbeaten/Point Streak	13, 11/28/1971 – 12/26/1973 (11-0-2)
Losing Streak	11, 3/17/1984 – 12/7/1985

### GAME HIGHS

Goals For	8 (3x), last – 10/26/1992 (8-4)
Goals Against	8 (3x), last – 3/29/1986 (2-8)

### FIRST TIME

First Game	11/16/1967 at Philadelphia (2-3)
First Game at MSG	2/18/1968 (3-1)
First Ranger Win	12/25/1967 at Philadelphia (3-1)

### LAST TIME

Last Ranger Win at MSG	4/2/2017 (4-3)
Last Ranger Win at Philadelphia	1/4/2017 (5-2)
Last Flyer Win at MSG	1/25/2017 (2-0)
Last Flyer Win at Philadelphia	10/24/2015 (3-2, SO)

### PLAYOFFS

Series	11 (5-6)
Overall	24-30-0
Goals For	172
Goals Against	173
Last Meeting	2014, First Round (W, 4-3)

### LAST RANGER TRADE WITH PHILADELPHIA

**July 1, 2013** – Rangers acquired Danny Syvret in exchange for Kris Newbury.

### 2016-17 RANGERS VS. FLYERS

	OVERALL RECORD: 3-1-0				AT NEW YORK: 1-1-0		AT PHILADELPHIA: 2-0-0	
	GP	W	L	OT	GF	GA	PTS	
Rangers	4	3	1	0	12	9	6	
Flyers	4	1	3	0	9	12	2	

DATE	RESULT/SITE
Nov. 25	Rangers 3, Flyers 2 at Philadelphia
Jan. 4	Rangers 5, Flyers 2 at Philadelphia
Jan. 25	Rangers 0, Flyers 2 at MSG
Apr. 2	Rangers 4, Flyers 3 at MSG

GOALTENDERS
Lundqvist, Mason
Lundqvist, Mason
Lundqvist, Mason
Lundqvist, Stolarz



In their Second Round series against Pittsburgh in 2014, the Rangers rallied from a three-games-to-one deficit to win a series for the first time in franchise history. Brad Richards tallied the game-winning goal in Game 7 of the series.

## PITTSBURGH PENGUINS



### 2017-18 REGULAR SEASON SCHEDULE

DATE	SITE	TIME (ET)	TV
Oct. 17	MSG	7:00 p.m.	MSG
Dec. 5	Pittsburgh	7:30 p.m.	MSG
Jan. 14	Pittsburgh	12:30 p.m.	NBC
Mar. 14	MSG	8:00 p.m.	NBCSN

### ALL-TIME RECORD

Overall	126-109-23-13 (288 pts)
Home Record	70-52-9-6 (155 pts)
Road Record	56-57-14-7 (133 pts)
Goals For	955
Goals Against	909
Shutouts	14, last - 2/10/2016 (3-0; Lundqvist)

### LONGEST RANGER STREAKS

Winning Streak	5 (2x), last - 11/18/1973 - 11/24/1974
Unbeaten/Point Streak	12, 1/7/1970 - 10/30/1971 (8-0-4)
Losing Streak	7 (2x), last - 1/19/2012 - 3/16/2013

### GAME HIGHS

Goals For	11, 11/25/1992 (11-3)
Goals Against	10, 4/9/1993 (4-10)

### FIRST TIME

First Game	10/22/1967 at MSG (6-4)
First Game at Pittsburgh	12/2/1967 (4-1)
First Ranger Win	10/22/1967 at MSG (6-4)

### LAST TIME

Last Ranger Win at MSG	4/9/2017 (3-2)
Last Ranger Win at Pittsburgh	11/21/2016 (5-2)
Last Penguin Win at MSG	3/31/2017 (4-3, SO)
Last Penguin Win at Pittsburgh	12/20/2016 (7-2)

### PLAYOFFS

Series	7 (2-5)
Overall	13-24-0
Goals For	93
Goals Against	122
Last Meeting	2016, First Round (L, 1-4)

### LAST RANGER TRADE WITH PITTSBURGH

**June 27, 2009** - Rangers acquired Chad Johnson in exchange for a fifth round pick in the 2009 NHL Entry Draft (Andy Bathgate).

### 2016-17 RANGERS VS. PENGUINS

OVERALL RECORD: 2-2-1	AT NEW YORK: 1-1-1				AT PITTSBURGH: 1-1-0		
	GP	W	L	OT	GF	GA	PTS
Rangers	5	2	2	1	14	21	5
Penguins	5	3	2	0	21	14	6

DATE	RESULT/SITE	GOALTENDERS
Nov. 21	Rangers 5, Penguins 2 at Pittsburgh	Raanta, Fleury
Nov. 23	Rangers 1, Penguins 6 at MSG	Lundqvist/Raanta, Murray
Dec. 20	Rangers 2, Penguins 7 at Pittsburgh	Raanta, Murray
Mar. 31	Rangers 3, Penguins 4 (SO) at MSG	Lundqvist, Murray
Apr. 9	Rangers 3, Penguins 2 at MSG	Hellberg, Jarry





Martin St. Louis and Rick Nash tallied goals in a span of four seconds - tying a Rangers record for the fastest two goals scored - as the Blueshirts defeated San Jose, 4-0, on October 19, 2014 at MSG.



## SAN JOSE SHARKS

### 2017-18 REGULAR SEASON SCHEDULE

DATE	SITE	TIME (ET)	TV
Oct. 23	MSG	7:00 p.m.	MSG
Jan. 25	San Jose	10:30 p.m.	MSG 2

### ALL-TIME RECORD

Overall	24-9-3-1 (52 pts)
Home Record	12-4-1-0 (25 pts)
Road Record	12-5-2-1 (27 pts)
Goals For	133
Goals Against	100
Shutouts	3, last - 10/19/2015 (4-0; Raanta)

### LONGEST RANGER STREAKS

Winning Streak	7, 1/25/1994 - 3/11/1998
Unbeaten/Point Streak	15, 12/16/1991 - 1/4/1999 (13-0-2)
Losing Streak	4, 10/19/1999 - 10/22/2001

### GAME HIGHS

Goals For	8 (2x), last - 1/25/1994 (8-3)
Goals Against	9, 10/8/2013 (2-9)

### FIRST TIME

First Game	12/16/1991 at MSG (4-3, OT)
First Game at San Jose	1/28/1992 (4-2)
First Ranger Win	12/16/1991 at MSG (4-3, OT)

### LAST TIME

Last Ranger Win at MSG	10/17/2016 (7-4)
Last Ranger Win at San Jose	1/10/2015 (3-1)
Last Shark Win at MSG	3/16/2014 (1-0)
Last Shark Win at San Jose	3/28/2017 (5-4, OT)

### PLAYOFFS

N/A

### LAST RANGER TRADE WITH SAN JOSE

**June 24, 2017** - Rangers acquired a fourth round pick in the 2017 NHL Entry Draft (Brandon Crawley) and a sixth round pick in the 2017 NHL Entry Draft (Morgan Barron) in exchange for a fourth round pick in the 2017 NHL Entry Draft (Scott Reedy).

### 2016-17 RANGERS VS. SHARKS

OVERALL RECORD: 1-0-1		AT NEW YORK: 1-0-0				AT SAN JOSE: 0-0-1		
	GP	W	L	OT	GF	GA	PTS	
Rangers	2	1	0	1	11	9	3	
Sharks	2	1	1	0	9	11	2	

DATE	RESULT/SITE
Oct. 17	Rangers 7, Sharks 4 at MSG
Mar. 28	Rangers 4, Sharks 5 (OT) at San Jose

GOALTENDERS
Raanta, Jones
Lundqvist, Jones





Ron Greschner registered his first career NHL hat trick as the Rangers defeated St. Louis, 6-1, on March 22, 1978. Greschner also tallied his 20th goal of the 1977-78 season in the contest, becoming the third Rangers defenseman (at the time) to record at least 20 goals in a season.

## ST. LOUIS BLUES



### 2017-18 REGULAR SEASON SCHEDULE

DATE	SITE	TIME (ET)	TV
Oct. 10	MSG	7:00 p.m.	MSG
Mar. 17	St. Louis	8:00 p.m.	MSG+

### ALL-TIME RECORD

Overall	79-43-16-1 (175 pts)
Home Record	47-13-6-1 (101 pts)
Road Record	32-30-10-0 (74 pts)
Goals For	488
Goals Against	374
Shutouts	12, last - 11/1/2016 (5-0; Lundqvist)

### LONGEST RANGER STREAKS

Winning Streak	7 (2x), last - 3/27/1987 - 3/20/1989
Unbeaten/Point Streak	10, 12/8/1976 - 1/9/1979 (8-0-2)
Losing Streak	4 (2x), last - 2/16/09 - 11/7/10

### GAME HIGHS

Goals For	9, 1/5/1972 (9-1)
Goals Against	7 (2x), last - 10/29/1986 (2-7)

### FIRST TIME

First Game	11/26/1967 at MSG (1-0)
First Game at St. Louis	1/13/1968 (3-1)
First Ranger Win	11/26/1967 at MSG (1-0)

### LAST TIME

Last Ranger Win at MSG	11/1/2016 (5-0)
Last Ranger Win at St. Louis	2/25/2016 (2-1)
Last Blue Win at MSG	11/3/2014 (4-3, SO)
Last Blue Win at St. Louis	10/15/2016 (3-2)

### PLAYOFFS

Series	1 (1-0)
Overall	4-2-0
Goals For	29
Goals Against	22
Last Meeting	1981, Quarterfinals (W, 4-2)

### LAST RANGER TRADE WITH ST. LOUIS

**June 25, 2011** - Rangers acquired a third round pick in the 2011 NHL Entry Draft (Steven Fogarty) in exchange for Evgeny Grachev.

### 2016-17 RANGERS VS. BLUES

OVERALL RECORD: 1-1-0		AT NEW YORK: 1-0-0				AT ST. LOUIS: 0-1-0		
	GP	W	L	OT	GF	GA	PTS	
Rangers	2	1	1	0	7	3	2	
Blues	2	1	1	0	3	7	2	

DATE	RESULT/SITE	GOALTENDERS
Oct. 15	Rangers 2, Blues 3 at St. Louis	Lundqvist, Hutton
Nov. 1	Rangers 5, Blues 0 at MSG	Lundqvist, Allen/Hutton



Lightning forward Ryan Callahan received the Steven McDonald Extra Effort Award four times during his tenure with the Rangers, and he is one of only three players who received the award while serving as the Blueshirts' captain (along with Kelly Kisio and Mark Messier).



## TAMPA BAY LIGHTNING

### 2017-18 REGULAR SEASON SCHEDULE

DATE	SITE	TIME (ET)	TV
Nov. 2	Tampa Bay	7:30 p.m.	MSG
Mar. 8	Tampa Bay	7:30 p.m.	MSG
Mar. 30	MSG	7:00 p.m.	MSG

### ALL-TIME RECORD

Overall	47-36-5-7 (106 pts)
Home Record	26-17-2-4 (58 pts)
Road Record	21-19-3-3 (48 pts)
Goals For	298
Goals Against	277
Shutouts	5, last - 3/6/2017 (1-0, OT; Raanta)

### LONGEST RANGER STREAKS

Winning Streak	4 (2x), last - 12/30/2015 - 3/6/2017
Unbeaten/Point Streak	7 (2x), last - 12/3/2011 - 2/28/2013 (5-0-2)
Losing Streak	7, 3/7/1996 - 4/11/1997

### GAME HIGHS

Goals For	10, 11/10/1998 (10-2)
Goals Against	6 (3x), last - 12/1/2014 (3-6)

### FIRST TIME

First Game	11/9/1992 at MSG (1-5)
First Game at Tampa Bay	12/11/1992 (5-4)
First Ranger Win	12/9/1992 at MSG (6-5)

### LAST TIME

Last Ranger Win at MSG	10/30/2016 (6-1)
Last Ranger Win at Tampa Bay	3/6/2017 (1-0, OT)
Last Lightning Win at MSG	3/13/2017 (3-2)
Last Lightning Win at Tampa Bay	11/19/2015 (2-1)

### PLAYOFFS

Series	1 (0-1)
Overall	3-4-0
Goals For	21
Goals Against	21
Last Meeting	2015, Conference Final (L, 3-4)

### LAST RANGER TRADE WITH TAMPA BAY

**June 1, 2015** – Rangers acquired a seventh round pick in the 2015 NHL Entry Draft (later traded) in exchange for Daniel Walcott.

### 2016-17 RANGERS VS. LIGHTNING

OVERALL RECORD: 2-1-0	AT NEW YORK: 1-1-0				AT TAMPA BAY: 1-0-0		
	GP	W	L	OT	GF	GA	PTS
Rangers	3	2	1	0	9	4	4
Lightning	3	1	1	1	4	9	3

DATE	RESULT/SITE
Oct. 30	Rangers 6, Lightning 1 at MSG
Mar. 6	Rangers 1, Lightning 0 (OT) at Tampa Bay
Mar. 13	Rangers 2, Lightning 3 at MSG

GOALTENDERS
Raanta, Bishop
Raanta, Vasilevskiy
Raanta, Budaj



The Rangers defeated the Toronto St. Patricks, 5-1, in the first road game in franchise history on November 20, 1926. Bill Cook tallied a hat trick in the contest; it was the first hat trick in franchise history and the first of Cook's franchise-record, 11 hat tricks with the Rangers.

# TORONTO MAPLE LEAFS



## 2017-18 REGULAR SEASON SCHEDULE

DATE	SITE	TIME (ET)	TV
Oct. 7	Toronto	7:00 p.m.	MSG
Dec. 23	MSG	7:00 p.m.	MSG
Feb. 1	MSG	7:00 p.m.	MSG

## ALL-TIME RECORD

Overall	230-276-95-7 (562 pts)
Home Record	132-113-56-4 (324 pts)
Road Record	98-163-39-3 (238 pts)
Goals For	1,758
Goals Against	1,922
Shutouts	36, last - 1/14/2012 (3-0; Biron)

## LONGEST RANGER STREAKS

Winning Streak	8, 12/4/1993 - 2/26/1998
Unbeaten/Point Streak	10, 12/4/1993 - 12/7/1998 (9-0-1)
Losing Streak	7 (3x), last - 11/25/1961 - 2/17/1962

## GAME HIGHS

Goals For	8 (7x), last - 3/14/1990 (8-2)
Goals Against	14, 3/16/1957 (1-14)

## FIRST TIME

First Game	11/20/1926 at Toronto (5-1)
First Game at MSG	1/13/1927 (1-1)
First Ranger Win	11/20/1926 at Toronto (5-1)

## LAST TIME

Last Ranger Win at MSG	11/15/2015 (4-3)
Last Ranger Win at Toronto	2/23/2017 (2-1, SO)
Last Maple Leaf Win at MSG	1/13/2017 (4-2)
Last Maple Leaf Win at Toronto	11/8/2014 (5-4)

## PLAYOFFS

Series	8 (5-3)
Overall	19-16-0
Goals For	86
Goals Against	86
Last Meeting	1971, Quarterfinals (W, 4-2)

## LAST RANGER TRADE WITH TORONTO

**February 28, 2011** - Rangers acquired John Mitchell in exchange for a seventh round pick in the 2012 NHL Entry Draft (Viktor Loov).

\* The Maple Leafs franchise was called the Toronto St. Patricks for the first three all-time meetings against the Rangers. The franchise changed its name during the 1926-27 season.

## 2016-17 RANGERS VS. MAPLE LEAFS

OVERALL RECORD: 2-1-0		AT NEW YORK: 0-1-0				AT TORONTO: 2-0-0		
	GP	W	L	OT	GF	GA	PTS	
Rangers	3	2	1	0	9	7	4	
Maple Leafs	3	1	1	1	7	9	3	

DATE	RESULT/SITE
Jan. 13	Rangers 2, Maple Leafs 4 at MSG
Jan. 19	Rangers 5, Maple Leafs 2 at Toronto
Feb. 23	Rangers 2, Maple Leafs 1 (SO) at Toronto

GOALTENDERS
Lundqvist, Andersen
Lundqvist, Andersen
Lundqvist, Andersen



John Vanbiesbrouck earned his first career NHL shutout on January 2, 1985 against Vancouver, stopping all 21 shots he faced as the Rangers defeated the Canucks, 6-0, at MSG.



## VANCOUVER CANUCKS

### 2017-18 REGULAR SEASON SCHEDULE

DATE	SITE	TIME (ET)	TV
Nov. 26	MSG	2:00 p.m.	MSG
Feb. 28	Vancouver	10:00 p.m.	MSG

### ALL-TIME RECORD

Overall	78-32-8-1 (165 pts)
Home Record	41-14-5-1 (88 pts)
Road Record	37-18-3-0 (77 pts)
Goals For	483
Goals Against	338
Shutouts	5, last - 10/18/2011 (4-0; Lundqvist)

### LONGEST RANGER STREAKS

Winning Streak	11, 1/17/1978 - 10/22/1980
Unbeaten/Point Streak	13, 10/16/1988 - 1/11/1993 (10-0-3)
Losing Streak	5, 10/2/1999 - 11/16/2002

### GAME HIGHS

Goals For	9, 2/16/1974 (9-4)
Goals Against	7 (2x), last - 3/8/1983 (3-7)

### FIRST TIME

First Game	12/6/1970 at MSG (4-1)
First Game at Vancouver	12/8/1970 (1-4)
First Ranger Win	12/6/1970 at MSG (4-1)

### LAST TIME

Last Ranger Win at MSG	1/19/2016 (3-2, OT)
Last Ranger Win at Vancouver	11/15/2016 (7-2)
Last Canuck Win at MSG	11/8/2016 (5-3)
Last Canuck Win at Vancouver	12/9/2015 (2-1)

### PLAYOFFS

Series	1 (1-0)
Overall	4-3-0
Goals For	21
Goals Against	19
Last Meeting	1994, Stanley Cup Finals (W, 4-3)

### LAST RANGER TRADE WITH VANCOUVER

**January 8, 2016** - Rangers acquired Nicklas Jensen and a sixth round pick in the 2017 NHL Entry Draft (Dominik Lakatos) in exchange for Emerson Etem.

### 2016-17 RANGERS VS. CANUCKS

OVERALL RECORD: 1-1-0		AT NEW YORK: 0-1-0				AT VANCOUVER: 1-0-0		
DATE	RESULT/SITE	GP	W	L	OT	GF	GA	PTS
Rangers		2	1	1	0	10	7	2
Canucks		2	1	1	0	7	10	2
GOALTENDERS								
Nov. 8	Rangers 3, Canucks 5 at MSG	Raanta/Lundqvist, Markstrom						
Nov. 15	Rangers 7, Canucks 2 at Vancouver	Lundqvist, Markstrom						



Vegas General Manager George McPhee began his NHL career with the Rangers and played parts of four seasons with the Blueshirts (1983-84 - 1986-87).

## VEGAS GOLDEN KNIGHTS



### 2017-18 REGULAR SEASON SCHEDULE

DATE	SITE	TIME (ET)	TV
Oct. 31	MSG	7:00 p.m.	MSG
Jan. 7	Vegas	9:30 p.m.	MSG+

### ALL-TIME RECORD

Overall	N/A
Home Record	N/A
Road Record	N/A
Goals For	N/A
Goals Against	N/A
Shutouts	N/A

### LONGEST RANGER STREAKS

Winning Streak	N/A
Unbeaten/Point Streak	N/A
Losing Streak	N/A

### GAME HIGHS

Goals For	N/A
Goals Against	N/A

### FIRST TIME

First Game	N/A
------------	-----

### LAST TIME

Last Ranger Win at MSG	N/A
Last Ranger Win at Vegas	N/A
Last Golden Knight Win at MSG	N/A
Last Golden Knight Win at Vegas	N/A

### PLAYOFFS

N/A

### LAST RANGER TRADE WITH VEGAS

N/A

### 2016-17 RANGERS VS. GOLDEN KNIGHTS

OVERALL RECORD: 0-0-0	AT NEW YORK: 0-0-0				AT VEGAS: 0-0-0		
	GP	W	L	OT	GF	GA	PTS
Rangers	0	0	0	0	0	0	0
Golden Knights	0	0	0	0	0	0	0

### DATE RESULT/SITE GOALTENDERS

Did not play during 2016-17 season



Phil Esposito registered his 700th career NHL goal as the Rangers defeated Washington, 6-3, on February 2, 1980. Esposito became the second player (at the time) in NHL history to record 700 career goals, joining Gordie Howe.



## WASHINGTON CAPITALS

### 2017-18 REGULAR SEASON SCHEDULE

DATE	SITE	TIME (ET)	TV
Dec. 8	Washington	7:00 p.m.	MSG
Dec. 27	MSG	8:00 p.m.	NBCSN
Mar. 26	MSG	7:30 p.m.	NBCSN
Mar. 28	Washington	8:00 p.m.	NBCSN

### ALL-TIME RECORD

Overall	96-93-18-7 (217 pts)
Home Record	52-42-9-4 (117 pts)
Road Record	44-51-9-3 (100 pts)
Goals For	718
Goals Against	727
Shutouts	9, last - 10/16/2013 (2-0; Lundqvist)

### LONGEST RANGER STREAKS

Winning Streak	4 (4x), last - 12/12/2010 - 11/25/2011
Unbeaten/Point Streak	6, 12/30/2006 - 2/10/2008 (4-0-2)
Losing Streak	5 (3x), last - 12/12/2007 - 1/3/2009

### GAME HIGHS

Goals For	11 (2x), last - 3/24/1978 (11-2)
Goals Against	8 (4x), last - 12/4/1992 (4-8)

### FIRST TIME

First Game	10/9/1974 at MSG (6-3)
First Game at Washington	12/12/1974 (6-6)
First Ranger Win	10/9/1974 at MSG (6-3)

### LAST TIME

Last Ranger Win at MSG	2/19/2017 (2-1)
Last Ranger Win at Washington	10/22/2016 (4-2)
Last Capital Win at MSG	2/28/2017 (4-1)
Last Capital Win at Washington	4/5/2017 (2-0)

### PLAYOFFS

Series	9 (5-4)
Overall	27-28-0
Goals For	134
Goals Against	144
Last Meeting	2015, Second Round (W, 4-3)

### LAST RANGER TRADE WITH WASHINGTON

**February 28, 2016** - Rangers acquired Chris Brown in exchange for Ryan Bourque.

### 2016-17 RANGERS VS. CAPITALS

	AT NEW YORK: I-I-0				AT WASHINGTON: I-I-0		
	GP	W	L	OT	GF	GA	PTS
Rangers	4	2	2	0	7	9	4
Capitals	4	2	2	0	9	7	4

DATE	RESULT/SITE
Oct. 22	Rangers 4, Capitals 2 at Washington
Feb. 19	Rangers 2, Capitals 1 at MSG
Feb. 28	Rangers 1, Capitals 4 at MSG
Apr. 5	Rangers 0, Capitals 2 at Washington

GOALTENDERS
Lundqvist, Holtby
Lundqvist, Grubauer
Lundqvist, Holtby
Lundqvist, Holtby



Rangers goaltender Ondrej Pavelec is the Thrashers/Jets franchise's all-time leader in wins (152), shutouts (17), and appearances by a goaltender (379).

# WINNIPEG JETS



## 2017-18 REGULAR SEASON SCHEDULE

DATE	SITE	TIME (ET)	TV
Feb. 11	Winnipeg	3:00 p.m.	MSG+
Mar. 6	MSG	7:00 p.m.	MSG

## ALL-TIME RECORD\*

Overall	28-20-1-10 (67 pts)
Home Record	11-12-1-6 (29 pts)
Road Record	17-8-0-4 (38 pts)
Goals For	169
Goals Against	165
Shutouts	6, last - 11/1/2014 (0-1, S0; Lundqvist)

## LONGEST RANGER STREAKS

Winning Streak	5, 10/17/1999 - 10/7/2000
Unbeaten/Point Streak	7, 3/9/2004 - 11/28/2006 (4-0-3)
Losing Streak	5 (3x), last - 2/3/2009 - 1/7/2010

## GAME HIGHS

Goals For	6 (5x), last - 11/24/2005 (6-3)
Goals Against	7 (2x), last - 11/28/2002 (4-7)

## FIRST TIME\*

First Game	10/17/1999 at MSG (4-1)
First Game at Atlanta	1/24/2000 (6-3)
First Ranger Win	10/17/1999 at MSG (4-1)

## LAST TIME

Last Ranger Win at MSG	11/6/2016 (5-2)
Last Ranger Win at Winnipeg	12/8/2016 (2-1)
Last Jet Win at MSG	10/13/2015 (4-1)
Last Jet Win at Winnipeg	12/18/2015 (5-2)

## PLAYOFFS

Series	1 (1-0)
Overall	4-0-0
Goals For	17
Goals Against	6
Last Meeting	2007, Conference Quarterfinals (W, 4-0)

## LAST RANGER TRADE WITH WINNIPEG

**March 1, 2015** - Rangers acquired Carl Klingberg in exchange for Lee Stempniak.

\*Includes games against the Atlanta Thrashers from 1999-00 - 2010-11

## 2016-17 RANGERS VS. JETS

OVERALL RECORD: 2-0-0		AT NEW YORK: 1-0-0				AT WINNIPEG: 1-0-0		
	GP	W	L	OT	GF	GA	PTS	
Rangers	2	2	0	0	7	3	4	
Jets	2	0	2	0	3	7	0	

DATE	RESULT/SITE	GOALTENDERS
Nov. 6	Rangers 5, Jets 2 at MSG	Lundqvist, Hellebuyck/Hutchinson
Dec. 8	Rangers 2, Jets 1 at Winnipeg	Raanta, Hutchinson





2017 PL



AYOFFS



# RANGERS VS. CANADIENS, FIRST ROUND



OVERALL RECORD: 4-2	AT NEW YORK: 2-1			AT MONTREAL: 2-1	
	GP	W	L	GF	GA
Rangers	6	4	2	14	11
Canadiens	6	2	4	11	14

DATE	RESULT/SITE	GOALTENDERS
Apr. 12	Rangers 2, Canadiens 0 at Montreal	Lundqvist, Price
Apr. 14	Rangers 3, Canadiens 4 (OT) at Montreal	Lundqvist, Price
Apr. 16	Rangers 1, Canadiens 3 at MSG	Lundqvist, Price
Apr. 18	Rangers 2, Canadiens 1 at MSG	Lundqvist, Price
Apr. 20	Rangers 3, Canadiens 2 (OT) at Montreal	Lundqvist, Price
Apr. 22	Rangers 3, Canadiens 1 at MSG	Lundqvist, Price

## SCORING

RANGERS	GP	G	A	PTS	+/-	PIM	S
Zibanejad	6	1	3	4	2	0	13
Zuccarello	6	3	0	3	-1	14	12
Fast	6	2	1	3	5	0	6
Nash	6	2	1	3	-1	2	23
Grabner	6	2	0	2	E	0	12
Skjei	6	2	0	2	4	2	9
Stepan	6	1	1	2	1	4	12
McDonagh	6	0	2	2	2	6	12
Vesey	6	0	2	2	E	7	7
Glass	3	1	0	1	1	0	1
Girardi	6	0	1	1	2	0	8
Hayes	6	0	1	1	1	2	11
Kreider	6	0	1	1	2	4	11
Lindberg	6	0	1	1	2	0	8
Miller	6	0	1	1	2	13	7
Smith	6	0	1	1	5	7	5
Holden	5	0	1	1	-2	0	11
Klein	1	0	1	1	E	0	0
Staal	6	0	0	0	-1	0	6
Buchnevich	3	0	0	0	1	0	7

CANADIENS	GP	G	A	PTS	+/-	PIM	S
Radulov	6	2	5	7	E	6	9
Lehkonen	6	2	2	4	-1	2	19
Gallagher	6	1	2	3	-3	8	19
Plekanec	6	1	2	3	-4	0	15
Weber	6	1	2	3	1	5	15
Galchenyuk	6	0	3	3	E	4	13
Danault	6	0	2	2	1	2	10
Byron	6	1	0	1	-3	0	8
Petry	6	1	0	1	-3	2	12
Mitchell	3	1	0	1	1	0	4
Emelin	2	1	0	1	1	2	2
Markov	6	0	1	1	-1	10	8
Pacioretty	6	0	1	1	-2	7	28
Beaulieu	5	0	1	1	-3	0	5
Benn	6	0	0	0	-3	6	9
King	6	0	0	0	-1	0	6
Ott	6	0	0	0	E	0	3
Shaw	5	0	0	0	-2	7	13
Davidson	3	0	0	0	-1	0	2
Martinsen	2	0	0	0	-1	0	3
Nesterov	2	0	0	0	-1	0	1
Flynn	1	0	0	0	E	0	2
McCarron	1	0	0	0	-1	0	0

## GOALTENDING

	GP	W	L	GAA	SV%	GA	MIN
Lundqvist	6	4	2	1.70	.947	11	388:38

	GP	W	L	GAA	SV%	GA	MIN
Price	6	2	4	1.86	.933	12	387:28

Rangers Power Play: 1-for-15 (6.7%)

Canadiens Power Play: 3-for-20 (15.0%)

Power Play Goals: Zuccarello

Power Play Goals: Gallagher, Lehkonen, Weber

Shorthanded Goals: Fast

Shorthanded Goals: None

Game-Winning Goals: Glass, Nash, Zibanejad, Zuccarello

Game-Winning Goals: Radulov, Weber

GOALS BY PERIOD	1ST	2ND	3RD	OT	TOTAL
Rangers	4	6	3	1	14
Canadiens	6	1	3	1	11

SHOTS BY PERIOD	1ST	2ND	3RD	OT	TOTAL
Rangers	45	65	53	18	181
Canadiens	74	64	52	16	206

Last Playoff Win at MSG: 4/22/17 (3-1)

Last Playoff Win at MSG: 4/16/17 (3-1)

Last Playoff Win at MTL: 4/20/17 (3-2, OT)

Last Playoff Win at MTL: 4/14/17 (4-3, OT)



# RANGERS VS. SENATORS, SECOND ROUND



OVERALL RECORD: 2-4	AT NEW YORK: 2-1			AT OTTAWA: 0-3	
	GP	W	L	GF	GA
Rangers	6	2	4	20	19
Senators	6	4	2	19	20

DATE	RESULT/SITE	GOALTENDERS
Apr. 27	Rangers 1, Senators 2 at Ottawa	Lundqvist, Anderson
Apr. 29	Rangers 5, Senators 6 (2 OT) at Ottawa	Lundqvist, Anderson
May 2	Rangers 4, Senators 1 at MSG	Lundqvist, Anderson
May 4	Rangers 4, Senators 1 at MSG	Lundqvist, Anderson/Condon
May 6	Rangers 4, Senators 5 (OT) at Ottawa	Lundqvist, Anderson
May 9	Rangers 2, Senators 4 at MSG	Lundqvist, Anderson

SCORING															
RANGERS	GP	G	A	PTS	+/-	PIM	S	SENATORS	GP	G	A	PTS	+/-	PIM	S
McDonagh	6	2	3	5	-2	6	14	Karlsson	6	2	5	7	5	4	15
Zibanejad	6	1	4	5	2	0	21	Pageau	6	6	0	6	4	8	20
Grabner	6	2	2	4	4	0	14	Stone	6	3	1	4	E	4	10
Stepan	6	1	3	4	-4	0	21	Hoffman	6	2	2	4	E	0	15
Zuccarello	6	1	3	4	1	2	13	Turris	6	2	2	4	3	9	13
Kreider	6	3	0	3	-1	14	19	MacArthur	6	0	4	4	4	4	8
Lindberg	6	3	0	3	1	2	9	Smith	6	0	4	4	-1	6	3
Holden	6	2	1	3	-1	4	11	Burrows	6	0	3	3	-1	14	8
Skjei	6	2	1	3	2	8	10	Methot	6	1	1	2	3	4	7
Fast	6	1	2	3	-1	0	7	Phaneuf	6	0	2	2	-2	7	10
Vesey	6	1	2	3	E	2	8	Ryan	6	0	2	2	-1	12	12
Smith	6	0	3	3	3	13	6	Harpur	4	0	2	2	E	2	4
Glass	4	0	3	3	-2	7	4	Wideman	3	0	2	2	E	0	8
Nash	6	1	1	2	2	2	21	Brassard	6	1	0	1	-4	8	18
Hayes	6	0	2	2	-1	2	10	Dzingel	4	1	0	1	-2	4	3
Miller	6	0	2	2	-1	8	10	Pyatt	3	1	0	1	E	0	3
Girardi	6	0	1	1	-3	2	8	Ceci	6	0	1	1	-5	2	8
Buchnevich	2	0	1	1	E	0	3	Claesson	5	0	1	1	E	2	5
Staal	6	0	0	0	E	2	6	Stalberg	6	0	0	0	-5	2	12
								Wingels	3	0	0	0	2	2	8
								Neil	2	0	0	0	E	12	0

GOALTENDING															
	GP	W	L	GAA	SV%	GA	MIN		GP	W	L	GAA	SV%	GA	MIN
Lundqvist	6	2	4	2.80	.905	18	385:56	Anderson	6	4	2	3.09	.907	19	368:42
								Condon	1	0	0	3.03	.900	1	19:49
Rangers Power Play: 2-for-24 (8.3%)								Senators Power Play: 1-for-18 (5.6%)							
Power Play Goals:		Kreider, McDonagh						Power Play Goals:		Dzingel					
Shorthanded Goals:		Grabner, Stepan						Shorthanded Goals:		None					
Game-Winning Goals:		Grabner, Lindberg						Game-Winning Goals:		Karlsson (2), Pageau, Turris					
GOALS BY PERIOD	1ST	2ND	3RD	OT	TOTAL			SHOTS BY PERIOD	1ST	2ND	3RD	OT	TOTAL		
Rangers	6	10	4	0	20			Rangers	70	72	62	11	215		
Senators	4	6	7	2	19			Senators	64	63	47	16	190		
Last Playoff Win at MSG: 5/4/17 (4-1)								Last Playoff Win at MSG: 5/9/17 (4-2)							
Last Playoff Win at OTT: 4/23/12 (3-2)								Last Playoff Win at OTT: 5/6/17 (5-4, OT)							

## 2017 FINAL RANGERS PLAYOFF SCORING

POS.	NO.	PLAYER	GP	G	A	PTS	+/-	PIM	PPG	SHG	GWG	OT	S	S%
C	93	Mika Zibanejad	12	2	7	9	4	0	0	0	1	1	34	5.9
RW	36	Mats Zuccarello	12	4	3	7	E	16	1	0	1	0	25	16.0
D	27	Ryan McDonagh	12	2	5	7	E	12	1	0	0	0	26	7.7
RW	40	Michael Grabner	12	4	2	6	4	0	0	1	1	0	26	15.4
RW	19	Jesper Fast	12	3	3	6	4	0	0	1	0	0	13	23.1
C	21	Derek Stepan	12	2	4	6	-3	4	0	1	0	0	33	6.1
D	76	Brady Skjei	12	4	1	5	6	10	0	0	0	0	19	21.1
RW	61	Rick Nash	12	3	2	5	1	4	0	0	1	0	44	6.8
LW	26	Jimmy Vesey	12	1	4	5	E	9	0	0	0	0	15	6.7
C	24	Oscar Lindberg	12	3	1	4	3	2	0	0	1	0	17	17.6
LW	20	Chris Kreider	12	3	1	4	1	18	1	0	0	0	30	10.0
D	22	Nick Holden	11	2	2	4	-3	4	0	0	0	0	22	9.1
LW	15	Tanner Glass	7	1	3	4	-1	7	0	0	1	0	5	20.0
D	42	Brendan Smith	12	0	4	4	8	20	0	0	0	0	11	0.0
LW	10	J.T. Miller	12	0	3	3	1	21	0	0	0	0	17	0.0
C	13	Kevin Hayes	12	0	3	3	E	4	0	0	0	0	21	0.0
D	5	Dan Girardi	12	0	2	2	-1	2	0	0	0	0	16	0.0
RW	89	Pavel Buchnevich	5	0	1	1	1	0	0	0	0	0	10	0.0
D	8	Kevin Klein	1	0	1	1	E	0	0	0	0	0	0	0.0
D	18	Marc Staal	12	0	0	0	-1	2	0	0	0	0	12	0.0
G	30	Henrik Lundqvist	12	0	0	0	-	0	0	0	0	0	-	-

## GOALTENDING

NO.	GOALTENDER	GP	W	L	GAA	SV%	SO	GA	SA	SV	MIN	G	A	PIM
30	Henrik Lundqvist	12	6	6	2.25	.927	1	29	395	366	774:34	0	0	0

# 2017 STANLEY CUP PLAYOFFS

## STANLEY CUP FINAL

PITTSBURGH PENGUINS VS. NASHVILLE PREDATORS (PITTSBURGH WON SERIES 4-2)						
Mon.	May 29	NSH	3	at	PIT	5
Wed.	May 31	NSH	1	at	PIT	4
Sat.	June 3	PIT	1	at	NSH	5
Mon.	June 5	PIT	1	at	NSH	4
Thu.	June 8	NSH	0	at	PIT	6
Sun.	June 11	PIT	2	at	NSH	0

## CONFERENCE FINALS

EASTERN CONFERENCE PITTSBURGH VS. OTTAWA (PITTSBURGH WON SERIES 4-3)						
Sat.	May 13	OTT	2	at	PIT	1 (OT)
Mon.	May 15	OTT	0	at	PIT	1
Wed.	May 17	PIT	1	at	OTT	5
Fri.	May 19	PIT	3	at	OTT	2
Sun.	May 21	OTT	0	at	PIT	7
Tue.	May 23	PIT	1	at	OTT	2
Thu.	May 25	OTT	2	at	PIT	3 (2 OT)

WESTERN CONFERENCE ANAHEIM VS. NASHVILLE (NASHVILLE WON SERIES 4-2)						
Fri.	May 12	NSH	3	at	ANA	2 (OT)
Sun.	May 14	NSH	3	at	ANA	5
Tue.	May 16	ANA	1	at	NSH	2
Thu.	May 18	ANA	3	at	NSH	2 (OT)
Sat.	May 20	NSH	3	at	ANA	1
Mon.	May 22	ANA	3	at	NSH	6

## SECOND ROUND

EASTERN CONFERENCE NEW YORK RANGERS VS. OTTAWA (OTTAWA WON SERIES 4-2)						
Thu.	Apr. 27	NYR	1	at	OTT	2
Sat.	Apr. 29	NYR	5	at	OTT	6 (2 OT)
Tue.	May 2	OTT	1	at	NYR	4
Thu.	May 4	OTT	1	at	NYR	4
Sat.	May 6	NYR	4	at	OTT	5 (OT)
Tue.	May 9	OTT	4	at	NYR	2

WESTERN CONFERENCE ST. LOUIS VS. NASHVILLE (NASHVILLE WON SERIES 4-2)						
Wed.	Apr. 26	NSH	4	at	STL	3
Fri.	Apr. 28	NSH	2	at	STL	3
Sun.	Apr. 30	STL	1	at	NSH	3
Tue.	May 2	STL	1	at	NSH	2
Fri.	May 5	NSH	1	at	STL	2
Sun.	May 7	STL	1	at	NSH	3

WASHINGTON VS. PITTSBURGH (PITTSBURGH WON SERIES 4-3)						
Thu.	Apr. 27	PIT	3	at	WSH	2
Sat.	Apr. 29	PIT	6	at	WSH	2
Mon.	May 1	WSH	3	at	PIT	2 (OT)
Wed.	May 3	WSH	2	at	PIT	3
Sat.	May 6	PIT	2	at	WSH	4
Mon.	May 8	WSH	5	at	PIT	2
Wed.	May 10	PIT	2	at	WSH	0

ANAHEIM VS. EDMONTON (ANAHEIM WON SERIES 4-3)						
Wed.	Apr. 26	EDM	5	at	ANA	3
Fri.	Apr. 28	EDM	2	at	ANA	1
Sun.	Apr. 30	ANA	6	at	EDM	3
Wed.	May 3	ANA	4	at	EDM	3 (OT)
Fri.	May 5	EDM	3	at	ANA	4 (2 OT)
Sun.	May 7	ANA	1	at	EDM	7
Wed.	May 10	EDM	1	at	ANA	2

## FIRST ROUND

EASTERN CONFERENCE NEW YORK RANGERS VS. MONTREAL (NEW YORK WON SERIES 4-2)						
Wed.	Apr. 12	NYR	2	at	MTL	0
Fri.	Apr. 14	NYR	3	at	MTL	4 (OT)
Sun.	Apr. 16	MTL	3	at	NYR	1
Tue.	Apr. 18	MTL	1	at	NYR	2
Thu.	Apr. 20	NYR	3	at	MTL	2 (OT)
Sat.	Apr. 22	MTL	1	at	NYR	3

PITTSBURGH VS. COLUMBUS (PITTSBURGH WON SERIES 4-1)						
Wed.	Apr. 12	CBJ	1	at	PIT	3
Fri.	Apr. 14	CBJ	1	at	PIT	4
Sun.	Apr. 16	PIT	5	at	CBJ	4 (OT)
Tue.	Apr. 18	PIT	4	at	CBJ	5
Thu.	Apr. 20	CBJ	2	at	PIT	5

WASHINGTON VS. TORONTO (WASHINGTON WON SERIES 4-2)						
Thu.	Apr. 13	TOR	2	at	WSH	3 (OT)
Sat.	Apr. 15	TOR	4	at	WSH	3 (2 OT)
Mon.	Apr. 17	WSH	3	at	TOR	4 (OT)
Wed.	Apr. 19	WSH	5	at	TOR	4
Fri.	Apr. 21	TOR	1	at	WSH	2 (OT)
Sun.	Apr. 23	WSH	2	at	TOR	1 (OT)


OTTAWA VS. BOSTON (OTTAWA WON SERIES 4-2)						
Wed.	Apr. 12	BOS	2	at	OTT	1
Sat.	Apr. 15	BOS	3	at	OTT	4 (OT)
Mon.	Apr. 17	OTT	4	at	BOS	3 (OT)
Wed.	Apr. 19	OTT	1	at	BOS	0
Fri.	Apr. 21	BOS	3	at	OTT	2 (2 OT)
Sun.	Apr. 23	OTT	3	at	BOS	2 (OT)

WESTERN CONFERENCE EDMONTON VS. SAN JOSE (EDMONTON WON SERIES 4-2)						
Wed.	Apr. 12	SJS	3	at	EDM	2 (OT)
Fri.	Apr. 14	SJS	0	at	EDM	2
Sun.	Apr. 16	EDM	1	at	SJS	0
Tue.	Apr. 18	EDM	0	at	SJS	7
Thu.	Apr. 20	SJS	3	at	EDM	4 (OT)
Sat.	Apr. 22	EDM	3	at	SJS	1

MINNESOTA VS. ST. LOUIS (MINNESOTA WON SERIES 4-1)						
Wed.	Apr. 12	STL	2	at	MIN	1 (OT)
Fri.	Apr. 14	STL	2	at	MIN	1
Sun.	Apr. 16	MIN	1	at	STL	3
Wed.	Apr. 19	MIN	2	at	STL	0
Sat.	Apr. 22	STL	4	at	MIN	3 (OT)

CHICAGO VS. NASHVILLE (NASHVILLE WON SERIES 4-0)						
Thu.	Apr. 13	NSH	1	at	CHI	0
Sat.	Apr. 15	NSH	5	at	CHI	0
Mon.	Apr. 17	CHI	2	at	NSH	3 (OT)
Thu.	Apr. 20	CHI	1	at	NSH	4

ANAHEIM VS. CALGARY (ANAHEIM WON SERIES 4-0)						
Thu.	Apr. 13	CGY	2	at	ANA	3
Sat.	Apr. 15	CGY	2	at	ANA	3
Mon.	Apr. 17	ANA	5	at	CGY	4 (OT)
Wed.	Apr. 19	ANA	3	at	CGY	1



CAREER





RECORDS

## ALL-TIME SCORING LIST

	PLAYER	GAMES PLAYED	GOALS	ASSISTS	POINTS	PIM
1.	Rod Gilbert (RW)	1,065	406	615	1,021	510
2.	Brian Leetch (D)	1,129	240	741	981	525
3.	Jean Ratelle (C)	861	336	481	817	192
4.	Andy Bathgate (RW)	719	272	457	729	444
5.	Mark Messier (C)	698	250	441	691	667
6.	Walt Tkaczuk (C)	945	227	451	678	556
7.	Ron Greschner (D)	981	179	431	610	1,226
8.	Steve Vickers (LW)	698	246	340	586	330
9.	Vic Hadfield (LW)	841	262	310	572	1,041
10.	Adam Graves (LW)	772	280	227	507	810
11.	Don Maloney (LW)	653	195	307	502	739
12.	Camille Henry (C)	637	256	222	478	72
13.	James Patrick (D)	671	104	363	467	541
14.	Dean Prentice (LW)	666	186	236	422	263
15.	Frank Boucher (C)	533	152	262	414	106
16.	Phil Esposito (C)	422	184	220	404	263
17.	Anders Hedberg (RW)	465	172	225	397	144
18.	Tomas Sandstrom (RW)	407	173	207	380	563
19.	Brad Park (D)	465	95	283	378	738
20.	Andy Hebenton (RW)	560	177	191	368	80
21.	Bryan Hextall Sr. (RW)	449	187	180	367	227
22.	Bill Cook (RW)	475	228	138	366	386
23.	Bill Fairbairn (RW)	536	138	224	362	161
24.	Phil Watson (RW)	547	128	233	361	491
25.	Derek Stepan (C)	515	128	232	360	130
26.	Petr Nedved (C)	478	149	202	351	312
27.	Harry Howell (D)	1,160	82	263	345	1,147
28.	Bob Nevin (RW)	505	168	174	342	105
29.	Ron Duguay (C)	499	164	176	340	370
30.	Lynn Patrick (LW)	455	145	191	336	240
31.	Alex Kovalev (RW)	492	142	188	330	533
32.	Phil Goyette (C)	396	98	231	329	49
33.	Don Raleigh (C)	535	101	219	320	96
34.	Jaromir Jagr (RW)	277	124	195	319	220
35.	Mark Pavelich (C)	341	133	185	318	326
36.	Pete Stelmowski (C)	496	113	204	317	379
37.	Reijo Ruotsalainen (D)	389	99	217	316	154
38.	Mike Rogers (C)	316	117	191	308	142
39.	Kelly Kisio (C)	336	110	195	305	415
40.	Jim Neilson (D)	811	60	238	298	763
41.	Dave Maloney (D)	605	70	225	295	1,113
42.	Fred "Bun" Cook (LW)	433	154	141	295	450
43.	Mike Gartner (RW)	322	173	113	286	231
44.	Cecil Dillon (RW)	409	160	121	281	93
45.	Edgar Laprade (C)	500	108	172	280	42
46.	Bill Gadsby (D)	457	58	212	270	411
47.	Don Marshall (LW)	479	129	141	270	40
48.	Neil Colville (C)	464	99	166	265	213
49.	Earl Ingarfield (C)	527	122	142	264	187
50.	Mats Zuccarello (RW)	383	86	176	262	155

## ALL-TIME LEADERS

GAMES PLAYED	
PLAYER	TOTAL
Harry Howell (D)	1,160
Brian Leetch (D)	1,129
Rod Gilbert (RW)	1,065
Ron Greschner (D)	981
Walt Tkaczuk (C)	945
Jean Ratelle (C)	861
Vic Hadfield (LW)	841
Jim Neilson (D)	811
Dan Girardi (D)	788
Adam Graves (LW)	772
Andy Bathgate (RW)	719

GOALS	
Rod Gilbert (RW)	406
Jean Ratelle (C)	336
Adam Graves (LW)	280
Andy Bathgate (RW)	272
Vic Hadfield (LW)	262
Camille Henry (C)	256
Mark Messier (C)	250
Steve Vickers (LW)	246
Brian Leetch (D)	240
Bill Cook (RW)	228
Walt Tkaczuk (C)	227
Don Maloney (LW)	195

ASSISTS	
Brian Leetch (D)	741
Rod Gilbert (RW)	615
Jean Ratelle (C)	481
Andy Bathgate (RW)	457
Walt Tkaczuk (C)	451
Mark Messier (C)	441
Ron Greschner (D)	431
James Patrick (D)	363
Steve Vickers (LW)	340
Vic Hadfield (LW)	310
Don Maloney (LW)	307
Brad Park (D)	283

PENALTY MINUTES	
Ron Greschner (D)	1,226
Jeff Beukeboom (D)	1,157
Harry Howell (D)	1,147
Dave Maloney (D)	1,113
Vic Hadfield (LW)	1,041
Nick Fotiu (LW)	970
Lou Fontinato (D)	940
Adam Graves (LW)	810
Ching Johnson (D)	798
Barry Beck (D)	775
Jim Neilson (D)	763
Don Maloney (LW)	739

GOALS BY A DEFENSEMAN	
Brian Leetch	240
Ron Greschner	179
James Patrick	104
Reijo Ruotsalainen	99
Brad Park	95
Harry Howell	82
Dave Maloney	70
Barry Beck	66
Jim Neilson	60
Bill Gadsby	58
Carol Vadnais	56
Ott Heller	54

ASSISTS BY A DEFENSEMAN	
Brian Leetch	741
Ron Greschner	431
James Patrick	363
Brad Park	283
Harry Howell	263
Jim Neilson	238
Dave Maloney	225
Reijo Ruotsalainen	217
Bill Gadsby	212
Rod Seiling	198
Carol Vadnais	190

POINTS BY A DEFENSEMAN	
Brian Leetch	981
Ron Greschner	610
James Patrick	467
Brad Park	378
Harry Howell	345
Reijo Ruotsalainen	316
Jim Neilson	298
Dave Maloney	295
Bill Gadsby	270
Rod Seiling	248
Carol Vadnais	246
Barry Beck	239

WINS	
Henrik Lundqvist	405
Mike Richter	301
Ed Giacomin	267
Lorne Worsley	204
John Vanbiesbrouck	200
Dave Kerr	157
Chuck Rayner	123
Gilles Villemure	98
John Davidson	93

SHUTOUTS	
Henrik Lundqvist	61
Ed Giacomin	49
Dave Kerr	40
John Ross Roach	30
Mike Richter	24
Lorne Worsley	24
Chuck Rayner	24
Lorne Chabot	21

APPEARANCES	
Henrik Lundqvist	742
Mike Richter	666
Lorne Worsley	581
Ed Giacomin	539
John Vanbiesbrouck	449
Chuck Rayner	376
Dave Kerr	324

SAVES	
Henrik Lundqvist	19,307
Mike Richter	17,379
John Vanbiesbrouck	11,715
John Davidson	4,099
Glen Hanlon	3,710
Glenn Healy	2,526
Mike Dunham	2,498
Bob Froese	2,296
Wayne Thomas	2,240
Doug Soetaert	2,203

## SINGLE SEASON LEADERS

GOALS		
PLAYER	YEAR	TOTAL
Jaromir Jagr	2005-06	54
Adam Graves	1993-94	52
Vic Hadfield	1971-72	50
Mike Gartner	1990-91	49
Pierre Larouche	1983-84	48
Mark Messier	1995-96	47
Jean Ratelle	1971-72	46
Mike Gartner	1992-93	45
Rod Gilbert	1971-72	43
John Ogronick	1989-90	43
Phil Esposito	1978-79	42
Marian Gaborik	2009-10	42
Rick Nash	2014-15	42

ASSISTS		
Brian Leetch	1991-92	80
Sergei Zubov	1993-94	77
Brian Leetch	1990-91	72
Mark Messier	1991-92	72
Wayne Gretzky	1996-97	72
Brian Leetch	1995-96	70
Jaromir Jagr	2005-06	69
Wayne Gretzky	1997-98	67
Mark Messier	1992-93	66
Jaromir Jagr	2006-07	66
Mike Rogers	1981-82	65
Jean Ratelle	1971-72	63
Rod Gilbert	1974-75	61

POINTS		
Jaromir Jagr	2005-06	123
Jean Ratelle	1971-72	109
Mark Messier	1991-92	107
Vic Hadfield	1971-72	106
Mike Rogers	1981-82	103
Brian Leetch	1991-92	102
Mark Messier	1995-96	99
Rod Gilbert	1971-72	97
Rod Gilbert	1974-75	97
Wayne Gretzky	1996-97	97
Jaromir Jagr	2006-07	96
Jean Ratelle	1972-73	94
Jean Ratelle	1974-75	91
Mark Messier	1992-93	91

PENALTY MINUTES		
Troy Mallette	1989-90	305
Kris King	1989-90	286
Troy Mallette	1990-91	252
Tie Dombi	1991-92	246
Barry Beck	1980-81	231
Chris Simon	2003-04	225
Kris King	1991-92	224
Michel Petit	1987-88	223
Jeff Beukeboom	1995-96	220
Theoren Fleury	2001-02	216

POWER PLAY GOALS		
Jaromir Jagr	2005-06	24
Vic Hadfield	1971-72	23
Marcel Dionne	1987-88	22
Mike Gartner	1990-91	22
Phil Esposito	1977-78	21
Adam Graves	1993-94	20
Pierre Larouche	1983-84	19
John Ogronick	1989-90	19
Brian Leetch	1993-94	17
Pat Verbeek	1995-96	17

SHORTHANDED GOALS		
Theoren Fleury	2000-01	7
Don Maloney	1980-81	5
Mike Rogers	1982-83	5
Mike Gartner	1993-94	5
Mark Messier	1996-97	5
Brandon Prust	2010-11	5
Ron Stewart	1969-70	4
Bill Fairbairn	1971-72	4
Greg Polis	1977-78	4
Tony Granato	1988-89	4
Adam Graves	1991-92	4
Mark Messier	1991-92	4
Adam Graves	1993-94	4
Steve Larmer	1993-94	4
Adam Graves	1996-97	4
Rick Nash	2014-15	4

GOALS BY A ROOKIE		
Tony Granato	1988-89	36
Tony Amonte	1991-92	35
Mark Pavelich	1981-82	33

GOALS BY A ROOKIE (CONT'D)		
PLAYER	YEAR	TOTAL
Don Murdoch	1976-77	32
Darren Turcotte	1989-90	32
Petr Prucha	2005-06	30
Steve Vickers	1972-73	30
Tomas Sandstrom	1984-85	29
Ulf Dahlen	1987-88	29
Wally Hergesheimer	1951-52	26
Mike Allison	1980-81	26
Mike York	1999-00	26

POINTS BY A ROOKIE		
Mark Pavelich	1981-82	76
Brian Leetch	1988-89	71
Tony Amonte	1991-92	69
Darren Turcotte	1989-90	66
Mike Ridley	1985-86	65
Mike Allison	1980-81	64
Tony Granato	1988-89	63
Tomas Sandstrom	1984-85	58
Reijo Ruotsalainen	1981-82	56
Don Murdoch	1976-77	56
Bill Fairbairn	1969-70	56

GOALS BY A DEFENSEMAN		
Reijo Ruotsalainen	1984-85	28
Ron Greschner	1980-81	27
Brad Park	1973-74	25
Brad Park	1971-72	24
Ron Greschner	1977-78	24
Brian Leetch	1988-89	23
Brian Leetch	1993-94	23
Brian Leetch	1991-92	22
Ron Greschner	1979-80	21
Brian Leetch	2000-01	21

POINTS BY A DEFENSEMAN		
Brian Leetch	1991-92	102
Sergei Zubov	1993-94	89
Brian Leetch	1990-91	88
Brian Leetch	1995-96	85
Brad Park	1973-74	82
Brian Leetch	1993-94	79
Brian Leetch	2000-01	79
Brian Leetch	1996-97	78
Brad Park	1971-72	73
Reijo Ruotsalainen	1984-85	73
Ron Greschner	1977-78	72

WINS		
Mike Richter	1993-94	42
Henrik Lundqvist	2011-12	39
Henrik Lundqvist	2008-09	38
Ed Giacomin	1968-69	38
Henrik Lundqvist	2006-07	37
Henrik Lundqvist	2007-08	37
Ed Giacomin	1967-68	36
Henrik Lundqvist	2010-11	36
Henrik Lundqvist	2009-10	35
Ed Giacomin	1969-70	35
Henrik Lundqvist	2015-16	35
Mike Richter	1996-97	33
Henrik Lundqvist	2013-14	33
Lorne Worsley	1955-56	32

SHUTOUTS		
John Ross Roach	1928-29	13
Lorne Chabot	1927-28	11
Henrik Lundqvist	2010-11	11
Henrik Lundqvist	2007-08	10
Lorne Chabot	1926-27	10
John Ross Roach	1931-32	9
Ed Giacomin	1966-67	9
Henrik Lundqvist	2011-12	8
Dave Kerr	1935-36	8
Dave Kerr	1937-38	8
Dave Kerr	1939-40	8
Ed Giacomin	1967-68	8
Ed Giacomin	1970-71	8

APPEARANCES		
Henrik Lundqvist	2009-10	73
Henrik Lundqvist	2007-08	72
Mike Richter	1997-98	72
Johnny Bower	1953-54	70
Lorne Worsley	1955-56	70
Ed Giacomin	1968-69	70
Ed Giacomin	1969-70	70
Henrik Lundqvist	2006-07	70
Henrik Lundqvist	2008-09	70
Chuck Rayner	1949-50	69

## ALL-TIME SCORING STREAKS

### LONGEST ALL-TIME POINT SCORING STREAKS

GAMES	PLAYER	DATE	TOTALS
17	Brian Leetch	Nov. 23 to Dec. 31, 1991	5 goals, 24 assists
16	Mike Rogers	Feb. 14 to Mar. 20, 1982	10 goals, 18 assists
15	Wayne Gretzky	Oct. 6 to Nov. 4, 1996	7 goals, 15 assists
15	Mark Messier	Feb. 5 to Mar. 7, 1992	7 goals, 17 assists
15	Walt Poddubny	Jan. 11 to Feb. 17, 1987	11 goals, 8 assists
14	Carey Wilson	Dec. 26 to Jan. 26, 1989	7 goals, 17 assists
14	Rod Gilbert	Oct. 7 to Nov. 8, 1972	11 goals, 12 assists
14	Theoren Fleury	Dec. 2 to Dec. 31, 2000	6 goals, 15 assists
14	Brian Leetch	Oct. 7 to Nov. 4, 1991	4 goals, 16 assists
14	Reijo Ruotsalainen	Feb. 5 to Mar. 7, 1985	9 goals, 11 assists
13	Scott Gomez	Dec. 6, to Jan. 2, 2008	4 goals, 15 assists
13	Jean Ratelle	Feb. 3 to Feb. 27, 1972	16 goals, 12 assists
13	Jean Ratelle	Mar. 5 to Mar. 30, 1969	12 goals, 10 assists
13	Walt Tkaczuk	Dec. 28 to Jan. 28, 1978	9 goals, 12 assists
13	Andy Bathgate	Dec. 9 to Jan. 5, 1963	12 goals, 6 assists
13	Rod Gilbert	Nov. 8 to Dec. 5, 1968	5 goals, 12 assists

### LONGEST ALL-TIME GOAL SCORING STREAKS

GAMES	PLAYER	DATE	TOTALS
10	Andy Bathgate	Dec. 15 to Jan. 5, 1963	11 goals
8	Jean Ratelle	Feb. 12 to Feb. 23, 1972	12 goals
8	Jean Ratelle	Feb. 15 to Mar. 4, 1973	10 goals
8	Phil Esposito	Mar. 22 to Mar. 29, 1978	8 goals
7	Rod Gilbert	Jan. 25 to Feb. 7, 1976	12 goals
7	Pierre Larouche	Feb. 5 to Feb. 24, 1986	10 goals
7	Andy Bathgate	Nov. 8 to Nov. 23, 1958	9 goals
7	Mike Gartner	Mar. 12 to Mar. 27, 1990	8 goals
7	Eddie Johnstone	Mar. 14 to Mar. 28, 1982	8 goals
7	Mike Gartner	Jan. 30 to Feb. 13, 1991	7 goals
7	Rod Gilbert	Jan. 9 to Jan. 23, 1964	7 goals
7	Bryan Hextall	Feb. 25 to Mar. 16, 1941	7 goals

### LONGEST ALL-TIME ASSIST STREAKS

GAMES	PLAYER	DATE	TOTALS
15	Brian Leetch	Nov. 29 to Dec. 31, 1991	23 assists
10	Rod Gilbert	Mar. 5 to Mar. 26, 1969	14 assists
9	Brian Leetch	Jan. 3 to Jan. 31, 1996	9 assists
9	Brian Leetch	Oct. 16 to Nov. 4, 1991	13 assists
9	Darren Turcotte	Oct. 8 to Oct. 25, 1990	11 assists
9	Jean Ratelle	Oct. 25 to Nov. 8, 1972	10 assists
9	Andy Bathgate	Dec. 18, 1955 to Jan. 11, 1956	9 assists
8	Wayne Gretzky	Jan. 20 to Feb. 4, 1998	9 assists
8	Theoren Fleury	Nov. 7 to Nov. 26, 1999	10 assists
8	Brian Leetch	Nov. 29 to Dec. 11, 1995	9 assists
8	Mark Messier	Apr. 12 to Apr. 26, 1995	19 assists
8	Don Maloney	Mar. 8 to Mar. 24, 1982	12 assists
8	Mark Messier	Feb. 12 to Feb. 27, 1993	11 assists
8	Lynn Patrick	Jan. 1 to Jan. 21, 1943	11 assists
8	Mike Rogers	Mar. 4 to Mar. 20, 1982	10 assists
8	Babe Pratt	Jan. 6 to Feb. 1, 1942	10 assists
8	Earl Ingarfield	Jan. 22 to Feb. 5, 1961	8 assists
8	Ryan McDonagh	Oct. 17 to Nov. 1, 2016	9 assists

## ALL-TIME REGULAR SEASON COACHING LEADERS

GAMES COACHED	
Emile Francis	654
Lester Patrick	604
Frank Boucher	527
Alain Vigneault	328
Tom Renney	327
John Tortorella	319
Phil Watson	295
Herb Brooks	285
Roger Neilson	280
Colin Campbell	269
Red Sullivan	196
John Muckler	185
Fred Shero	180
Ron Low	164
Michel Bergeron	158
Muzz Patrick	136
Alf Pike	123
John Ferguson	121
Bill Cook	117
Lynn Patrick	107
Ted Sator	99
Craig Patrick	95
Neil Colville	93
Glen Sather	90
Mike Keenan	84
Jean-Guy Talbot	80
Doug Harvey	70
Bryan Trottier	54
Phil Esposito	45
Ron Smith	44
Bernie Geoffrion	43
Larry Popein	41
Ron Stewart	39
Tom Webster	16

WINS	
Emile Francis	342
Lester Patrick	281
Alain Vigneault	192
Frank Boucher	181
John Tortorella	171
Tom Renney	164
Roger Neilson	141
Herb Brooks	131
Phil Watson	119
Colin Campbell	118
Fred Shero	82
Michel Bergeron	73
John Muckler	70
Ron Low	69
Red Sullivan	58
Mike Keenan	52
Muzz Patrick	43
John Ferguson	43
Ted Sator	41
Lynn Patrick	40
Craig Patrick	37
Alf Pike	36
Bill Cook	34
Glen Sather	33
Jean-Guy Talbot	30
Doug Harvey	26
Neil Colville	26
Phil Esposito	24
Bernie Geoffrion	22
Bryan Trottier	21
Larry Popein	18
Ron Stewart	15
Ron Smith	15
Tom Webster	5

POINTS PERCENTAGE (minimum 100 games coached)	
Alain Vigneault	.628
Emile Francis	.602
John Tortorella	.583
Tom Renney	.572
Roger Neilson	.566
Lester Patrick	.554
Herb Brooks	.532
Fred Shero	.522
Michel Bergeron	.519
Colin Campbell	.519
Phil Watson	.492
Ron Low	.463
John Muckler	.451
Lynn Patrick	.449
John Ferguson	.434
Frank Boucher	.422
Muzz Patrick	.415
Bill Cook	.393
Red Sullivan	.385
Alf Pike	.378

## ALL-TIME REGULAR SEASON RECORDS

### TEAM RECORDS: STREAKS

**LONGEST WINNING STREAK:** 10 (twice) last - 1972-73. Began 1/19 with 6-0 victory over California. Ended 2/11 with 2-2 tie against Montreal.

**LONGEST HOME WINNING STREAK:** 14 1939-40. Began 12/19 with 5-2 victory over Montreal. Ended 2/29 when defeated by Chicago, 2-1.

**LONGEST ROAD WINNING STREAK:** 7 (twice) last - 1978-79. Began 10/28 with a 2-1 victory over Montreal. Ended 12/2 when defeated by Toronto, 5-2.

**LONGEST WINNING STREAK AT START OF SEASON:** 5 (twice) last - 2008-09. Began 10/4 with 2-1 victory over Tampa Bay. Ended 10/15 when defeated by Buffalo, 3-1.

**LONGEST HOME WINNING STREAK AT START OF SEASON:** 8 1990-91. Began 10/8 with 6-3 victory over Minnesota. Ended 11/2 when defeated by Islanders, 3-2.

**LONGEST ROAD WINNING STREAK AT START OF SEASON:** 4 1931-32. Began 11/2 with 4-1 victory over Montreal. Ended 12/3 with 1-1 tie against Detroit.

**LONGEST WINNING STREAK VS. A SINGLE TEAM:** 15 Began 11/23/29 with 5-3 victory over Pittsburgh. Ended 2/22/31 with 6-1 victory over Philadelphia. (Pittsburgh moved to Philadelphia prior to the 1930-31 season and subsequently folded following that season).

**LONGEST HOME WINNING STREAK VS. A SINGLE TEAM:** 13 Began 1/5/11 with a 2-1 victory over Carolina.

**LONGEST ROAD WINNING STREAK VS. A SINGLE TEAM:** 8 (twice) last - Began 3/20/73 with a 6-1 victory over Minnesota. Ended 11/15/75 when defeated at Minnesota, 5-3.

**LONGEST UNDEFEATED STREAK:** 19 1939-40. (14-0-5-0) Began 11/23 with 1-1 tie against Montreal. Ended 1/14 when defeated by Chicago, 2-1. (Rangers then won next five games for overall record of 24 victories or ties in 25 games).

**LONGEST HOME UNDEFEATED STREAK:** 26 (19-0-7-0) Began 3/29/70, with a 4-1 victory over Montreal.

Ended 2/3/71, when defeated by Chicago, 4-2. (The streak covered the final two games of the 1969-70 season and the first 24 games of the 1970-71 season).

**LONGEST ROAD UNDEFEATED STREAK:** 11 1939-40. (6-0-5-0) Began 11/5 with 1-1 tie against Detroit. Ended 1/14 when defeated by Chicago, 2-1.

**LONGEST UNDEFEATED STREAK AT START OF SEASON:** 5 (three times) last - 2008-09. Began 10/4 with 2-1 victory over Tampa Bay. Ended 10/15 when defeated by Buffalo, 3-1.

**LONGEST HOME UNDEFEATED STREAK AT START OF SEASON:** 24 (17-0-7-0) Began 10/14/70 with 3-0 victory over Buffalo. Ended 2/3/71 when defeated by Chicago, 4-2.

**LONGEST ROAD UNDEFEATED STREAK AT START OF SEASON:** 11 (6-0-5-0) Began 11/5/39 with 1-1 tie at Detroit. Ended 1/14/40 when defeated by Chicago, 2-1.

**LONGEST UNDEFEATED STREAK VS. A SINGLE TEAM:** 20 (15-0-5-0) Began 2/8/70 with 5-1 victory over Los Angeles. Ended 11/1/73 when defeated at Los Angeles, 2-1.

**LONGEST HOME UNDEFEATED STREAK VS. A SINGLE TEAM:** 30 (27-0-3-0) Began 2/8/69 with 2-0 victory over St. Louis. Ended 10/15/80 when defeated by St. Louis, 2-1.

**LONGEST ROAD UNDEFEATED STREAK VS. A SINGLE TEAM:** 17 (11-0-6-0) Began 2/25/55 with 2-2 tie at Chicago. Ended 11/3/57 with a 3-2 victory at Chicago.

**LONGEST TIE STREAK:** 4 (twice) last - 1997-98. Began 10/3 with 2-2 tie against Islanders. Ended 10/11 with 6-3 victory at Vancouver.

**LONGEST HOME TIE STREAK:** 3 1969-70. Began 11/29 with 2-2 tie against Philadelphia. Ended 12/7 with 6-3 victory over Montreal.

**LONGEST ROAD TIE STREAK:** 3 1929-30. Began 3/1 with 3-3 tie at Toronto. Ended 3/8 when defeated at Montreal, 6-0.

**LONGEST TIE STREAK VS. A SINGLE TEAM:** 7 Began 2/9/69 with 3-3 tie against Philadelphia. Ended 11/25/70 when defeated at Philadelphia, 3-1.

During the 2005-06 season, the NHL instituted the shootout to follow a scoreless five-minute overtime to eliminate ties. The winning team in the shootout gains two points and a win in the standings, while the losing team receives one point, recorded as an "OT" in the standings.



## ALL-TIME REGULAR SEASON RECORDS

### TEAM RECORDS: STREAKS (CONT'D)

**LONGEST LOSING STREAK:** 11 1943-44. Began 10/30 when defeated by Toronto, 5-2. Ended 11/28 with 2-2 tie against Montreal.

**LONGEST HOME LOSING STREAK:** 7 (twice) last - 1992-93. Began 3/24 when defeated by Philadelphia, 5-4, and continued through end of regular season when defeated by Washington, 2-0, on 4/14.

**LONGEST ROAD LOSING STREAK:** 10 (twice) last - 1960-61. Began 2/8 when defeated by Toronto, 5-3 and continued through the end of the 1960-61 season.

**LONGEST LOSING STREAK AT START OF SEASON:** 11 1943-44. Began 10/30 when defeated by Toronto, 5-2. Ended 11/28 with 2-2 tie against Montreal.

**LONGEST HOME LOSING STREAK AT START OF SEASON:** 5 1943-44. Began 11/6 when defeated by Chicago, 4-3. Ended 11/28 with 2-2 tie against Montreal Canadiens.

**LONGEST ROAD LOSING STREAK AT START OF SEASON:** 10 1943-44. Began 10/30 when defeated by Toronto, 5-2. Ended 12/25 with 5-3 victory over Toronto.

**LONGEST LOSING STREAK VS. A SINGLE TEAM:** 12 Began 12/17/44 when defeated by Montreal Canadiens, 4-1. Ended 12/31/45 with 0-0 tie against Montreal Canadiens.

**LONGEST HOME LOSING STREAK VS. A SINGLE TEAM:** 11 Began 1/9/44 when defeated by Montreal Canadiens, 6-5. Ended 12/31/45 with 0-0 tie against Montreal Canadiens.

**LONGEST ROAD LOSING STREAK VS. A SINGLE TEAM:** 21 Began 2/6/54 when defeated by Montreal Canadiens, 4-3. Ended 2/16/57 with 2-1 victory at Montreal Canadiens.

**LONGEST WINLESS STREAK:** 21 1943-44. (0-17-4-0) Began 1/23 when defeated by Detroit, 15-0. Ended 11/11 with 5-3 victory over Detroit.

**LONGEST HOME WINLESS STREAK:** 10 1943-44. (0-7-3-0). Began 1/30 when defeated by Montreal, 5-3 and continued through the end of the 1943-44 season.

**LONGEST ROAD WINLESS STREAK:** 16 1952-53. (0-12-4-0) Began 10/9 when defeated by Detroit, 5-3. Ended 12/25 with 2-1 victory over Boston.

**LONGEST WINLESS STREAK AT START OF SEASON:** 15 1943-44. (0-14-1-0) Began 10/30 when defeated by Toronto, 5-2. Ended 12/12 with 6-4 victory over Boston.

**LONGEST HOME WINLESS STREAK AT START OF SEASON:** 6 (three times) last - 1950-51. (0-3-3-0) Began 10/25 with 1-1 tie against Boston. Ended 11/22 with 3-2 victory over Montreal Canadiens.

**LONGEST ROAD WINLESS STREAK AT START OF SEASON:** 16 1952-53. (0-12-4-0) Began 10/9 when defeated by Detroit, 5-3. Ended 12/25 with 2-1 victory over Boston.

**LONGEST WINLESS STREAK VS. A SINGLE TEAM:** 23 (0-15-8-0) Began 2/17/97 with 2-2 tie against New Jersey. Ended 3/31/01 with a 4-3 victory at New Jersey.

**LONGEST HOME WINLESS STREAK VS. A SINGLE TEAM:** 15 (0-14-1-0) Began 3/4/43 when defeated by Montreal Canadiens, 7-2. Ended 3/17/46 with 8-5 victory over Montreal Canadiens.

**LONGEST ROAD WINLESS STREAK VS. A SINGLE TEAM:** 26 (0-22-4-0) Began 3/18/50 when defeated at Montreal Canadiens, 5-3. Ended 1/30/54 with 2-1 victory at Montreal Canadiens.

**LONGEST SHUTOUT STREAK:** 4 1927-28. Rangers were not scored upon for a total of 297 minutes and 42 seconds. Defeated Pittsburgh, 3-0; Chicago, 1-0; tied Detroit, 0-0 (10 minute overtime); defeated Toronto, 1-0. Streak started on 2/23 and ran until 2/28.

**LONGEST SHUTOUTS AGAINST STREAK:** 4 1927-28. Rangers failed to score for 341 minutes and 42 seconds. Tied by Ottawa, 0-0 (twice); defeated by Chicago, 3-0; defeated by Boston, 2-0. Streak ran 2/7 to 2/19.

**LONGEST NON-SHUTOUT STREAK:** 236 games. Began 12/20/89 with a 2-2 tie with Buffalo. Ended 12/15/92 when defeated by Calgary, 3-0 (Vernon).

### TEAM RECORDS: SEASON

**MOST VICTORIES:** 53 2014-15 (82 games). **Home:** 30 1970-71 (39 games). **Road:** 28 2014-15 (41 games).

**MOST LOSSES:** 44 1984-85 (80-game schedule). 39 1943-44 (50-game schedule). **Home:** 17 1943-44 (25 games), 19 1964-65 (35 games). **Road:** 26 1975-76 (40 games), 26 1984-85 (40 games).

**MOST TIES (Minimum 70-game schedule):** 21 1950-51 (70-game schedule). **Home:** 13 1954-55 (35 games). **Road:** 11, 1950-51 (35 games).

**MOST POINTS:** 113 2014-15 (82 games). **Home:** 67 1970-71 (39 games). **Road:** 58 2014-15 (41 games).

**MOST GOALS:** 321 1991-92. **Home:** 186 1982-83 (40 games). **Road:** 155 1978-79, 1986-87 (40 games).

**MOST ASSISTS:** 540 1988-89.

**MOST SCORING POINTS (Goals and Assists):** 854 1978-79.

**MOST PENALTY MINUTES:** 2,018 1989-90.

## ALL-TIME REGULAR SEASON RECORDS

### TEAM RECORDS: SEASON (CONT'D)

**MOST POWER PLAY GOALS:** 111 1987-88.  
**MOST SHORTHANDED GOALS:** 20 1993-94.  
**MOST GOALS AGAINST:** 345 1984-85 (80-game schedule). **Home:** 156 1986-87 (40 games). **Road:** 197 1975-76 (40 games).  
**MOST POWER PLAY GOALS ALLOWED:** 89 1995-96.  
**MOST SHORTHANDED GOALS ALLOWED:** 18 1992-93.  
**MOST SHUTOUTS:** 13 1928-29 (44-game schedule). **Home:** 8 1928-29 (22 games). **Road:** 7 1926-27 (22 games).  
**MOST TIMES SHUTOUT:** 10 1928-29 (44-game schedule). **Home:** 5 1930-31 (22 games), 1938-39 (24 games).  
**Road:** 7 1952-53 (35 games).  
**MOST 20-GOAL SCORERS:** 9 1993-94.  
**MOST 30-GOAL SCORERS:** 5 1991-92.  
**MOST 40-GOAL SCORERS:** 3 1971-72.  
**MOST HAT TRICKS:** 10 1986-87.  
**MOST PLAYERS USED:** 50 2003-04.  
**MOST ROOKIES USED:** 20 1943-44.  
**FEWEST VICTORIES:** 6 1943-44 (50-game schedule). **Home:** 4 1943-44 (25 games). **Road:** 2 1943-44 (25 games).  
**FEWEST VICTORIES (Minimum 70-game schedule):** 17 1952-53, 1954-55, 1959-60. **Home:** 8 1964-65 (35 games).  
**Road:** 6 1950-51, 1952-53, 1965-66 (35 games).  
**FEWEST LOSSES:** 11 1939-40 (48-game schedule). **Home:** 2 1970-71 (39 games). **Road:** 7 1928-29 (22 games), 1930-31 (22 games), 1939-40 (24 games).  
**FEWEST LOSSES (Minimum 70-game schedule):** 17 1971-72. **Home:** 2 1970-71 (39 games).  
**Road:** 10 1957-58 (35 games).  
**FEWEST TIES (Minimum 70-game schedule):** 4 2001-02 (82-game schedule). **Home:** 1 1983-84 (40 games).  
**Road:** 1 1991-92 & 1975-76 (40 games).  
**FEWEST POINTS:** 17 1943-44 (50-game schedule). **Home:** 12 1943-44 (25 games). **Road:** 5 1943-44 (25 games).  
**FEWEST POINTS (Minimum 70-game schedule):** 47 1965-66. **Home:** 24 1964-65 (35 games).  
**Road:** 16 1965-66 (35 games).  
**FEWEST GOALS:** 72 1928-29 (44-game schedule). **Home:** 32 1928-29 (22 games). **Road:** 40 1928-29 (22 games).  
**FEWEST GOALS (Minimum 70-game schedule):** 150 1954-55. **Home:** 86 1954-55 (35 games).  
**Road:** 63 1952-53 (35 games).  
**FEWEST ASSISTS:** 45 1926-27 (44-game schedule).  
**FEWEST SCORING POINTS:** 140 1926-27 (44-game schedule).  
**FEWEST PENALTY MINUTES:** 253 1943-44 (50-game schedule).  
**FEWEST GOALS AGAINST:** 65 1928-29 (44-game schedule). **Home:** 21 1928-29 (22 games). **Road:** 41 1926-27 (22 games).  
**FEWEST GOALS AGAINST (Minimum 70-game schedule):** 177 1970-71. **Home:** 71 1970-71 (39 games). **Road:** 91 1957-58 (35 games).  
**FEWEST SHUTOUTS:** 0 (many times) last - 2000-2001.  
**FEWEST TIMES SHUT OUT:** 0 (many times) last - 1993-94.

### TEAM RECORDS: GAME

**GREATEST WINNING MARGIN:** 11 Defeated California, 12-1, at Madison Square Garden on 11/21/71.  
**GREATEST WINNING MARGIN, Home:** 11 Defeated California, 12-1, at Madison Square Garden on 11/21/71.  
**GREATEST WINNING MARGIN, Road:** 9 Defeated New Jersey, 11-2, at New Jersey on 10/25/84.  
**GREATEST LOSING MARGIN:** 15 Defeated by Detroit, 15-0, at Detroit on 1/23/44.  
**GREATEST LOSING MARGIN, Home:** 10 Defeated by Boston, 13-3, at Madison Square Garden on 1/2/44.  
**GREATEST LOSING MARGIN, Road:** 15 Defeated by Detroit, 15-0, at Detroit on 1/23/44.  
**HIGHEST TIE SCORE:** 7-7 Tied Minnesota, at Minnesota on 3/19/78. Tied Quebec, at Madison Square Garden on 3/22/81.  
**MOST GOALS:** 12 Defeated California, 12-1, at Madison Square Garden on 11/21/71.  
**MOST GOALS, Home:** 12 Defeated California, 12-1, at Madison Square Garden on 11/21/71.  
**MOST GOALS, Road:** 11 (many times) last- Defeated Pittsburgh, 11-3, at Pittsburgh on 11/25/92.  
**MOST GOALS, Rangers and Opponents:** 19 Defeated by Boston, 10-9, at Boston on 3/4/44.  
**MOST ASSISTS:** 23 Defeated California, 12-1, at Madison Square Garden on 11/21/71.

## ALL-TIME REGULAR SEASON RECORDS

### TEAM RECORDS: GAME (CONT'D)

**MOST POINTS:** 35 Defeated California, 12-1, at Madison Square Garden on 11/21/71. Rangers had 12 goals and 23 assists.

**MOST POINTS, RANGERS AND OPPONENTS:** 46 Defeated by Boston, 10-9, at Boston on 3/4/44.

Boston had 10 goals, 15 assists; Rangers had 9 goals, 12 assists.

**MOST PENALTY MINUTES:** 134 vs. Pittsburgh, at Madison Square Garden on 10/30/88.

**MOST PENALTY MINUTES, RANGERS AND OPPONENTS:** 292 vs. Pittsburgh, at Madison Square Garden on 10/30/88.

Pittsburgh had 158 penalty minutes, Rangers had 134 penalty minutes.

**MOST GOALS ALLOWED:** 15 Defeated by Detroit, 15-0, at Detroit on 1/23/44.

**MOST POWER PLAY GOALS:** 6 Defeated Quebec, 6-4, at Madison Square Garden on 10/13/93.

**MOST SHORTHANDED GOALS:** 3 Defeated New Jersey, 6-2, at Madison Square Garden on 10/5/83.

**MOST ROOKIES USED, ONE GAME:** 9 (twice) Tied Toronto, 5-5, at Madison Square Garden on 3/21/90.

Defeated Quebec, 7-4, at Quebec on 3/27/90.

**FASTEST TWO GOALS:** 0:04. (twice) Kris King at 19:45 and James Patrick at 19:49 of the third period, vs. NY Islanders on 10/9/91 at Madison Square Garden. Rangers won, 5-3.

Martin St. Louis at 19:16 and Rick Nash at 19:20 of the second period, vs. San Jose on 10/19/14 at Madison Square Garden. Rangers won, 4-0.

**FASTEST TWO GOALS, BY RANGERS AND OPPONENTS:** 0:04. Chicago's Denis Savard at 19:23 and Mark Pavelich at 19:27 of the third period, on 2/24/82 at Madison Square Garden. Rangers won, 6-4.

**FASTEST THREE GOALS:** 0:28. Doug Sulliman at 7:52, Eddie Johnstone at 7:57 and Warren Miller at 8:20 of the first period, vs. Colorado on 1/14/80 at Madison Square Garden. Tie game, 6-6.

**FASTEST THREE GOALS, OPPONENTS:** 0:21. Chicago's Bill Mosienko scored all three goals at 6:09, 6:20 and 6:30 of the third period 2/23/52 at Madison Square Garden. Chicago won, 7-6.

**FASTEST THREE GOALS, BY RANGERS AND OPPONENTS:** 0:15. Mark Pavelich at 19:18, Ron Greschner at 19:27 and Minnesota's Willi Plett at 19:33 of the first period on 2/10/83 at Minnesota. Minnesota won, 7-5.

**FASTEST FOUR GOALS:** 1:38. Mark Pavelich at 15:53, Mike Rogers at 16:18, Ron Greschner at 16:51 and Mike Rogers at 17:31 of the first period vs. Edmonton on 2/15/85 at Madison Square Garden. Rangers won, 8-7.

**FASTEST FOUR GOALS, OPPONENTS:** 1:20. Boston's Bill Thoms at 6:34, Frank Mario at 7:08 and 7:27, and Ken Smith at 7:54 of the second period on 1/21/45 at Boston. Boston won, 14-3.

**FASTEST FOUR GOALS, BY RANGERS AND OPPONENTS:** 1:01. Doug Sulliman at 7:52, Eddie Johnstone at 7:57, Warren Miller at 8:20 and Colorado's Rob Ramage at 8:53 of the first period on 1/14/80 at Madison Square Garden. Tie game, 6-6.

**FASTEST FIVE GOALS:** 2:58. Carl Hagelin at 18:42, Brad Richards at 19:39, Ryane Clowe at 19:56 of the first period, Anton Stralman at 1:13 and Brad Richards at 1:40 of the second period on 4/19/13 at Buffalo. Rangers won, 8-4.

**FASTEST FIVE GOALS, OPPONENTS:** 2:55. Boston's Bobby Schmautz at 19:13 of the first period, Ken Hodge at 0:18, Phil Esposito at 0:43, Don Marcotte at 0:58 and John Bucyk at 2:08 of the second period on 12/19/74 at Boston. Boston won, 11-3.

**MOST SHOTS ON GOAL:** 65 vs. Detroit in a 9-5 win on 4/5/70.

**FEWEST SHOTS ON GOAL:** 9 at Detroit in a 2-0 loss on 12/11/95.

### TEAM RECORDS: PERIOD

**MOST GOALS:** 8 in the third period against California, at Madison Square Garden on 11/21/71. Rangers won, 12-1.

**MOST GOALS, HOME:** 8 in the third period against California, at Madison Square Garden on 11/21/71.

Rangers won, 12-1.

**MOST GOALS, RANGERS AND OPPONENTS:** 10 in the third period against the NY Americans, at Madison Square Garden on 3/16/39 (Rangers were the road team). Rangers - 7 goals, Americans - 3 goals. Rangers won, 11-5.

**MOST ASSISTS:** 15 in the third period against California, at Madison Square Garden on 11/21/71. Rangers won, 12-1.

**MOST POINTS:** 23 in the third period against California, at Madison Square Garden on 11/21/71. Rangers- 8 goals and 15 assists. Rangers won, 12-1.

**MOST PENALTY MINUTES:** 126 in the third period against Pittsburgh, at Madison Square Garden on 10/30/88.

**MOST PENALTY MINUTES, RANGERS AND OPPONENTS:** 272 in the third period against Pittsburgh, at Madison Square Garden on 10/30/88.

## ALL-TIME REGULAR SEASON RECORDS

### INDIVIDUAL RECORDS: CAREER

**MOST GOALS:** 406 Rod Gilbert.  
**MOST ASSISTS:** 741 Brian Leetch.  
**MOST POINTS:** 1,021 Rod Gilbert.  
**MOST PENALTY MINUTES:** 1,226 Ron Greschner.  
**MOST HAT TRICKS:** 11 Bill Cook.  
**MOST GAMES:** 1,160 Harry Howell.  
**MOST SEASONS:** 18 Rod Gilbert, 1960-61 – 1977-78.  
**MOST CONSECUTIVE GAMES:** 560 Andy Hebenton. Including playoff games (22), Hebenton appeared in 582 consecutive games with the Rangers (1955-56 – 1962-63).  
**MOST 20-GOAL SEASONS:** 12 Rod Gilbert.  
**MOST 20-ASSIST SEASONS:** 14 Brian Leetch.  
**MOST 30-POINT SEASONS:** 15 Brian Leetch.  
**MOST 30-GOAL SEASONS:** 6 Jean Ratelle.

### INDIVIDUAL RECORDS: SEASON

**MOST GOALS:** 54 Jaromir Jagr, 2005-06.  
**MOST ASSISTS:** 80 Brian Leetch, 1991-92.  
**MOST POINTS:** 123 Jaromir Jagr, 2005-06.  
**MOST GOALS BY A CENTER:** 48 Pierre Larouche, 1983-84.  
**MOST ASSISTS BY A CENTER:** 72 (twice) Wayne Gretzky, 1996-97. Mark Messier, 1991-92.  
**MOST POINTS BY A CENTER:** 109 Jean Ratelle, 1971-72.  
**MOST GOALS BY A LEFT WING:** 52 Adam Graves, 1993-94.  
**MOST ASSISTS BY A LEFT WING:** 56 Vic Hadfield, 1971-72.  
**MOST POINTS BY A LEFT WING:** 106 Vic Hadfield, 1971-72.  
**MOST GOALS BY A RIGHT WING:** 54 Jaromir Jagr, 2005-06.  
**MOST ASSISTS BY A RIGHT WING:** 69 Jaromir Jagr, 2005-06.  
**MOST POINTS BY A RIGHT WING:** 123 Jaromir Jagr, 2005-06.  
**MOST PENALTIES:** 86 Michel Petit, 1987-88.  
**MOST PENALTY MINUTES:** 305 Troy Mallette, 1989-90.  
**MOST POWER PLAY GOALS:** 24 Jaromir Jagr, 2005-06.  
**MOST SHORTHANDED GOALS:** 7 Theoren Fleury, 2000-01.  
**MOST SHOTS ON GOAL:** 368 Jaromir Jagr, 2005-06.  
**HIGHEST SHOOTING PERCENTAGE:** 29.6 Steve Vickers, 1979-80 (29 goals on 98 shots).  
**MOST GAME-WINNING GOALS:** 9 Don Maloney, 1980-81; Mark Messier, 1996-97; Jaromir Jagr, 2005-06; Ryan Callahan, 2011-12; Brad Richards, 2011-12; Rick Nash, 2013-14.  
**MOST POINTS BY A LINE\*:** 302 Vic Hadfield (97)-Jean Ratelle (109)-Rod Gilbert (96) 1971-72.  
**MOST GOALS BY A LINE\*:** 133 Vic Hadfield (45)-Jean Ratelle (46)-Rod Gilbert (42) 1971-72.  
**MOST HAT TRICKS:** 4 Tomas Sandstrom, 1986-87.  
**MOST CONSECUTIVE HAT TRICKS:** 2 Steve Vickers scored hat tricks against Los Angeles on 11/12/72 and against Philadelphia on 11/15/72.  
**LONGEST CONSECUTIVE ASSIST SCORING STREAK:** 15 Brian Leetch, 11/29/91 to 12/31/91 (23 assists during the streak).  
**LONGEST CONSECUTIVE POINT SCORING STREAK:** 17 Brian Leetch, 11/23/91 to 12/31/91 (five goals and 24 assists during the streak).  
**FASTEST GOAL AT START OF GAME:** 0:09. Ron Duguay, 4/6/80 at Philadelphia; Jim Wiemer, 3/27/85, at Buffalo.  
**FASTEST TWO GOALS:** 0:08. Pierre Jarry scored at 11:03 and 11:11 of third period against California on 11/21/71 at Madison Square Garden. Don Maloney...Scored at 12:48 and 12:56 of third period against Philadelphia on 3/12/87 at Philadelphia.  
**FASTEST THREE GOALS:** 2:30. Don Maloney scored at 16:41, 18:37 and 19:11 of second period on 2/21/81 against Washington at Madison Square Garden.  
**FASTEST THREE ASSISTS:** 1:21. Don Raleigh tallied an assist at 5:23, 5:43 and 6:44 of first period on 11/16/47 against Montreal at Madison Square Garden.  
**LONGEST CONSECUTIVE GOAL SCORING STREAK:** 10 Andy Bathgate. 12/15/62 to 1/5/63 (11 goals during streak).

\* These records computed on basis of having at least two members of line on ice at time of each goal.

## ALL-TIME REGULAR SEASON RECORDS

### INDIVIDUAL RECORDS: GAME

**MOST GOALS:** 5 Don Murdoch, at Minnesota on 10/12/76; Mark Pavelich, against Hartford, at Madison Square Garden on 2/23/83.

**MOST ASSISTS:** 5 Walt Tkaczuk, at Pittsburgh on 2/12/72; Rod Gilbert, against Pittsburgh, at Madison Square Garden on 3/2/75, against Kansas City, at Madison Square Garden on 3/30/75, and at Colorado on 10/8/76; Don Maloney, at Quebec on 1/3/87; Brian Leetch, at Pittsburgh on 4/18/95; Wayne Gretzky, at Nashville on 2/15/99.

**MOST POINTS:** 7 Steve Vickers against Washington, at Madison Square Garden on 2/18/76. (Three goals and four assists).

**MOST PENALTY MINUTES:** 36 Chris Simon, at Toronto on 12/2/03.

**MOST POWER PLAY GOALS:** 4 Camille Henry, at Detroit on 3/13/54.

**MOST SHORTHANDED GOALS:** 2 Greg Polis, at Vancouver on 11/4/77; Ron Duguay, at Los Angeles on 1/22/80; Don Maloney, against Washington, at Madison Square Garden on 2/21/81, against New Jersey, at Madison Square Garden on 10/5/83 and at Calgary on 1/14/87.

**MOST SHOTS ON GOAL:** 16 Rod Gilbert, at Montreal on 2/24/68.

### INDIVIDUAL RECORDS: PERIOD

**MOST GOALS, ONE PERIOD:** 3 (many times) last - Radek Dvorak in second period, at NY Islanders on 3/29/01.

**MOST ASSISTS, ONE PERIOD:** 4 Wayne Gretzky in second period against Ottawa, at Madison Square Garden on 1/4/97; Phil Goyette in first period, against Boston, at Madison Square Garden on 10/20/63.

**MOST POINTS, ONE PERIOD:** 5 Bill Cook in third period, against NY Americans at Madison Square Garden on 3/12/33 (3 goals and 2 assists).

### INDIVIDUAL ROOKIE RECORDS: SEASON

**MOST GOALS:** 36 Tony Granato, 1988-89.

**MOST ASSISTS:** 48 Brian Leetch, 1988-89.

**MOST POINTS:** 76 Mark Pavelich, 1981-82.

**MOST GOALS BY A DEFENSEMAN:** 23 Brian Leetch, 1988-89.

**MOST ASSISTS BY A DEFENSEMAN:** 48 Brian Leetch, 1988-89.

**MOST POINTS BY A DEFENSEMAN:** 71 Brian Leetch, 1988-89.

**LONGEST GOAL SCORING STREAK:** 6 Petr Prucha, 12/3/05 to 12/13/05; Darren Turcotte, 2/21/90 to 3/3/90; Tony Granato 1/9/89 to 1/21/89.

**MOST POWER PLAY GOALS:** 16 Petr Prucha, 2005-06.

**MOST SHORTHANDED GOALS:** 4 Tony Granato, 1988-89.

**MOST SHOTS:** 268 Brian Leetch, 1988-89.

**MOST HAT TRICKS:** 3 Tony Granato, 1988-89.

**MOST PENALTY MINUTES:** 305 Troy Mallette, 1989-90.

### INDIVIDUAL ROOKIE RECORDS: GAME

**MOST GOALS:** 5 Don Murdoch, at Minnesota on 10/12/76.

**MOST ASSISTS:** 4 Brad Park, against Pittsburgh, at Madison Square Garden on 2/2/69; Walt Tkaczuk, against Chicago, at Madison Square Garden on 2/26/69; Mark Heaslip, against Washington, at Madison Square Garden on 3/12/78; Brian Leetch, against Toronto, at Madison Square Garden on 2/17/89.

**MOST POINTS:** 5 Grant Warwick, 1/25/42 against Detroit at Madison Square Garden; Rick Middleton, 11/17/74 against California at Madison Square Garden; Don Murdoch, 10/12/76 at Minnesota; Brian Leetch, 2/17/89 against Toronto at Madison Square Garden.

### INDIVIDUAL DEFENSEMAN RECORDS: CAREER

**MOST GAMES:** 1,160 Harry Howell.

**MOST GOALS:** 240 Brian Leetch.

**MOST ASSISTS:** 741 Brian Leetch.

**MOST POINTS:** 981 Brian Leetch.

### INDIVIDUAL DEFENSEMAN RECORDS: SEASON

**MOST GOALS:** 28 Reijo Ruotsalainen, 1984-85.

**MOST ASSISTS:** 80 Brian Leetch, 1991-92.

**MOST POINTS:** 102 Brian Leetch, 1991-92.

**MOST POWER PLAY GOALS:** 17 Brian Leetch, 1993-94.

**MOST SHORTHANDED GOALS:** 3 (twice) Brian Leetch, 1988-89; Ryan McDonagh, 2013-14.

**MOST SHOTS:** 328 Brian Leetch, 1993-94.

**MOST PENALTY MINUTES:** 231 Barry Beck, 1980-81.

**LONGEST CONSECUTIVE ASSIST STREAK:** 15 Brian Leetch, 11/29/91 to 12/31/91 (23 assists during the streak).

**LONGEST CONSECUTIVE POINT STREAK:** 17 Brian Leetch, 11/23/91 to 12/31/91 (5 goals and 24 assists during the streak).

## ALL-TIME REGULAR SEASON RECORDS

### INDIVIDUAL DEFENSEMAN RECORDS: GAME

**MOST GOALS:** 3 (many times) last - Reijo Ruotsalainen, against Philadelphia at Madison Square Garden on 3/17/82.

**MOST ASSISTS:** 5 Brian Leetch, at Pittsburgh on 4/18/95.

**MOST POINTS:** 5 (twice) Brian Leetch, against Toronto at Madison Square Garden on 2/17/89 and at Pittsburgh on 4/18/95.

**MOST SHOTS:** 13 Brian Leetch, against Washington at Madison Square Garden on 1/4/89.

### INDIVIDUAL DEFENSEMAN RECORDS: PERIOD

**MOST GOALS:** 2 (many times) last - Michael Del Zotto, third period vs. Montreal on 3/30/12.

### INDIVIDUAL GOALTENDER RECORDS: CAREER

**MOST APPEARANCES:** 742 Henrik Lundqvist.

**MOST WINS:** 405 Henrik Lundqvist.

**MOST LOSSES:** 270 Lorne Worsley.

**MOST SHUTOUTS:** 61 Henrik Lundqvist.

**MOST MINUTES:** 43,628:10 Henrik Lundqvist.

**LOWEST GOALS AGAINST AVERAGE:** (Min. 100 appearances) 2.07 Dave Kerr.

**MOST ASSISTS:** 25 John Vanbiesbrouck.

**MOST PENALTY MINUTES:** 212 John Vanbiesbrouck.

### INDIVIDUAL GOALTENDER RECORDS: SEASON

**MOST APPEARANCES:** 73 Henrik Lundqvist, 2009-10.

**MOST WINS:** 42 Mike Richter, 1993-94.

**MOST WINS (Including Playoffs):** 58 Mike Richter, 1993-94.

**MOST LOSSES:** 39 Ken McAuley, 1943-44.

**MOST SHUTOUTS:** 13 John Ross Roach, 1928-29.

**MOST MINUTES:** 4,305 Henrik Lundqvist, 2007-08.

**LOWEST GOALS AGAINST AVERAGE:** 1.41 John Ross Roach, 1928-29.

**MOST ASSISTS:** 5 John Vanbiesbrouck, 1984-85 and 1987-88; Mike Richter, 1992-93.

**MOST PENALTY MINUTES:** 56 Bob Froese, 1986-87.

**HIGHEST SAVE PERCENTAGE:** .930 Henrik Lundqvist, 2011-12.

### INDIVIDUAL GOALTENDER RECORDS: GAME

**MOST SAVES:** 59 Mike Richter, at Vancouver on 1/31/91 (3-3 tie).

**MOST ASSISTS:** 2 Ed Giacomin, vs. Toronto, at Madison Square Garden on 3/19/72. John Vanbiesbrouck, at Winnipeg on 1/9/85.

Mike Richter, at Washington on 2/23/90, and vs. Quebec, at Madison Square Garden on 10/29/92.



PLAYOFF HISTO





RY AND RECORDS

# RANGERS PLAYOFF RESULTS VS. NHL

## SERIES RECORDS VERSUS OTHER CLUBS

YEAR	SERIES	WINNER	W	L	T	GF	GA
<b>VS. BOSTON BRUINS</b>							
1927	Semifinals	Bruins	0	1	1	1	3
1928	Semifinals	RANGERS	1	0	1	5	2
1929	Finals	Bruins	0	2	0	1	4
1939	Semifinals	Bruins	3	4	0	12	14
1940	Semifinals	RANGERS	4	2	0	15	9
1958	Semifinals	Bruins	2	4	0	16	28
1970	Quarterfinals	Bruins	2	4	0	16	25
1972	Finals	Bruins	2	4	0	16	18
1973	Quarterfinals	RANGERS	4	1	0	22	11
2013	Conf. Semifinals	Bruins	1	4	0	10	16
Series Record: 3-7			Total	19	26	2	114 130

## VS. BUFFALO SABRES

1978	Preliminaries	Sabres	1	2	0	6	11
2007	Conf. Semifinals	Sabres	2	4	0	13	17
Series Record: 0-2			Total	3	6	0	19 28

## VS. CALGARY FLAMES (ATLANTA FLAMES)

1980	Preliminaries	RANGERS	3	1	0	14	8
Series Record: 1-0			Total	3	1	0	14 8

## VS. CHICAGO BLACKHAWKS

1931	Semifinals	Black Hawks	0	2	0	0	3
1968	Quarterfinals	Black Hawks	2	4	0	12	18
1971	Semifinals	Black Hawks	3	4	0	14	21
1972	Semifinals	RANGERS	4	0	0	17	9
1973	Semifinals	Black Hawks	1	4	0	11	15
Series Record: 1-4			Total	10	14	0	54 66

## VS. COLORADO AVALANCHE (QUEBEC NORDIQUES)

1995	Conf. Qtrfinals	RANGERS	4	2	0	25	19
Series Record: 1-0			Total	4	2	0	25 19

## VS. DETROIT RED WINGS

1933	Semifinals	RANGERS	2	0	0	6	3
1937	Finals	Red Wings	2	3	0	8	9
1941	Quarterfinals	Red Wings	1	2	0	6	6
1948	Semifinals	Red Wings	2	4	0	12	17
1950	Finals	Red Wings	3	4	0	17	22
Series Record: 1-4			Total	10	13	0	49 57

## VS. FLORIDA PANTHERS

1997	Conf. Qtrfinals	RANGERS	4	1	0	13	10
Series Record: 1-0			Total	4	1	0	13 10

## VS. LOS ANGELES KINGS

1979	Preliminaries	RANGERS	2	0	0	9	2
1981	Preliminaries	RANGERS	3	1	0	23	12
2014	Finals	Kings	1	4	0	10	15
Series Record: 2-1			Total	6	5	0	42 29

## VS. MONTREAL CANADIENS

1930	Semifinals	Canadiens	0	2	0	1	4
1932	Semifinals	RANGERS	3	1	0	13	9
1933	Quarterfinals	RANGERS	1	0	1	8	5
1935	Quarterfinals	RANGERS	1	0	1	6	5
1950	Semifinals	RANGERS	4	1	0	15	7
1956	Semifinals	Canadiens	1	4	0	9	24
1957	Semifinals	Canadiens	1	4	0	12	22
1967	Semifinals	Canadiens	0	4	0	8	14
1969	Quarterfinals	Canadiens	0	4	0	7	16
1972	Quarterfinals	RANGERS	4	2	0	19	14
1974	Quarterfinals	RANGERS	4	2	0	21	17
1979	Finals	Canadiens	1	4	0	11	19
1986	Conf. Finals	Canadiens	1	4	0	9	15
1996	Conf. Qtrfinals	RANGERS	4	2	0	19	17
2014	Conf. Finals	RANGERS	4	2	0	20	15
2017	First Round	RANGERS	4	2	0	14	11
Series Record: 9-7			Total	33	38	2	192 214

## VS. NEW JERSEY DEVILS

1992	Div. Semifinals	RANGERS	4	3	0	28	25
1994	Conf. Finals	RANGERS	4	3	0	18	16
1997	Conf. Semifinals	RANGERS	4	1	0	10	5
2006	Conf. Qtrfinals	Devils	0	4	0	4	17
2008	Conf. Qtrfinals	RANGERS	4	1	0	19	12
2012	Conf. Finals	Devils	2	4	0	14	15
Series Record: 4-2			Total	18	16	0	93 90

## VS. NEW YORK ISLANDERS

1975	Preliminaries	Islanders	1	2	0	13	10
1979	Semifinals	RANGERS	4	2	0	18	13
1981	Semifinals	Islanders	0	4	0	8	22
1982	Division Finals	Islanders	2	4	0	20	27
1983	Division Finals	Islanders	2	4	0	15	28
1984	Div. Semifinals	Islanders	2	3	0	14	13
1990	Div. Semifinals	RANGERS	4	1	0	22	13
1994	Conf. Qtrfinals	RANGERS	4	0	0	22	3
Series Record: 3-5			Total	19	20	0	132 129

## SERIES RECORDS VERSUS OTHER CLUBS

YEAR	SERIES	WINNER	W	L	T	GF	GA
<b>VS. OTTAWA SENATORS (1992 - PRESENT)</b>							
2012	Conf. Qtrfinals	RANGERS	4	3	0	14	13
2017	Second Round	Senators	2	4	0	20	19
Series Record: 1-1			Total	6	7	0	34 32

## VS. PHILADELPHIA FLYERS

1974	Semifinals	Flyers	3	4	0	17	22
1979	Quarterfinals	RANGERS	4	1	0	28	8
1980	Quarterfinals	Flyers	1	4	0	7	14
1982	Div. Semifinals	RANGERS	3	1	0	19	15
1983	Div. Semifinals	RANGERS	3	0	0	18	9
1985	Div. Semifinals	Flyers	0	3	0	10	14
1986	Div. Semifinals	RANGERS	3	2	0	18	15
1987	Div. Semifinals	Flyers	2	4	0	13	22
1995	Conf. Semifinals	Flyers	0	4	0	10	18
1997	Conf. Finals	Flyers	1	4	0	13	20
2014	First Round	RANGERS	4	3	0	19	16
Series Record: 5-6			Total	24	30	0	172 173

## VS. PITTSBURGH PENGUINS

1989	Div. Semifinals	Penguins	0	4	0	11	19
1992	Div. Finals	Penguins	2	4	0	19	24
1996	Conf. Semifinals	Penguins	1	4	0	15	21
2008	Conf. Semifinals	Penguins	1	4	0	12	15
2014	Second Round	RANGERS	4	3	0	15	14
2015	First Round	RANGERS	4	1	0	11	8
2016	First Round	Penguins	1	4	0	10	21
Series Record: 2-5			Total	13	24	0	93 122

## VS. ST. LOUIS BLUES

1981	Quarterfinals	RANGERS	4	2	0	29	22
Series Record: 1-0			Total	4	2	0	29 22

## VS. TAMPA BAY LIGHTNING

2015	Conf. Finals	Lightning	3	4	0	21	21
Series Record: 0-1			Total	3	4	0	21 21

## VS. TORONTO MAPLE LEAFS

1929	Semifinals	RANGERS	2	0	0	3	1
1932	Finals	Maple Leafs	0	3	0	10	18
1933	Finals	RANGERS	3	1	0	11	5
1937	Quarterfinals	RANGERS	2	0	0	5	1
1940	Finals	RANGERS	4	2	0	14	11
1942	Semifinals	Maple Leafs	2	4	0	12	13
1962	Semifinals	Maple Leafs	2	4	0	15	22
1971	Quarterfinals	RANGERS	4	2	0	16	15
Series Record: 5-3			Total	19	16	0	86 86

## VS. VANCOUVER CANUCKS

1994	Finals	RANGERS	4	3	0	21	19
Series Record: 1-0			Total	4	3	0	21 19

## VS. WASHINGTON CAPITALS

1986	Div. Finals	RANGERS	4	2	0	20	25
1990	Div. Finals	Capitals	1	4	0	15	22
1991	Div. Semifinals	Capitals	2	4	0	16	16
1994	Conf. Semifinals	RANGERS	4	1	0	20	12
2009	Conf. Qtrfinals	Capitals	3	4	0	11	19
2011	Conf. Qtrfinals	Capitals	1	4	0	8	13
2012	Conf. Semifinals	RANGERS	4	3	0	15	13
2013	Conf. Qtrfinals	RANGERS	4	3	0	16	12
2015	Second Round	RANGERS	4	3	0	13	12
Series Record: 5-4			Total	27	28	0	134 144

## VS. WINNIPEG JETS (ATLANTA THRASHERS)

2007	Conf. Qtrfinals	RANGERS	4	0	0	17	6
Series Record: 1-0			Total	4	0	0	17 6

## DEFUNCT CLUBS

### VS. MONTREAL MAROONS

1928	Finals	RANGERS	3	2	0	5	6
1931	Quarterfinals	RANGERS	2	0	0	8	1
1934	Quarterfinals	Maroons	0	1	1	1	2
1935	Semifinals	Maroons	0	1	1	4	5
1937	Semifinals	RANGERS	2	0	0	5	0
Series Record: 3-2			Total	7	4	2	23 14

### VS. NEW YORK AMERICANS

1929	Quarterfinals	RANGERS	1	0	1	1	0
1938	Quarterfinals	Americans	1	2	0	7	8
Series Record: 1-1			Total	2	2	1	8 8

### VS. OTTAWA SENATORS (1917-1934)

1930	Quarterfinals	RANGERS	1	0	1	6	3
Series Record: 1-0			Total	1	0	1	6 3

### VS. PITTSBURGH PIRATES

1928	Quarterfinals	RANGERS	1	1	0	6	4
Series Record: 1-0			Total	1	1	0	6 4

## ALL-TIME PLAYOFF RECORD 238 257 8 1363 1404

Bold = Stanley Cup Championships

# RANGERS PLAYOFF RESULTS YEAR-BY-YEAR

YEAR	SERIES	OPPONENT	W-L-T	GF/GA
1926-27	SF	Boston	0-1-1	1/3
1927-28	QF	Pirates	1-1-0	6/4
	SF	Boston	1-0-1	5/2
	F	Maroons	3-2-0	5/6
1928-29	QF	Americans	1-0-1	1/0
	SF	Toronto	2-0-0	3/1
	F	Boston	0-2-0	1/4
1929-30	QF	Ottawa	1-0-1	6/3
	SF	Canadiens	0-2-0	1/4
1930-31	QF	Maroons	2-0-0	8/1
	SF	Chicago	0-2-0	0/3
1931-32	SF	Canadiens	3-1-0	13/9
	F	Toronto	0-3-0	10/18
1932-33	QF	Canadiens	1-0-1	8/5
	SF	Detroit	2-0-0	6/3
	F	Toronto	3-1-0	11/5
1933-34	QF	Maroons	0-1-1	1/2
1934-35	QF	Canadiens	1-0-1	6/5
	SF	Maroons	0-1-1	4/5
1936-37	QF	Toronto	2-0	5/1
	SF	Maroons	2-0	5/0
	F	Detroit	2-3	8/9
1937-38	QF	Americans	1-2	7/8
1938-39	SF	Boston	3-4	12/14
1939-40	SF	Boston	4-2	15/9
	F	Toronto	4-2	14/11
1940-41	QF	Detroit	1-2	6/6
1941-42	SF	Toronto	2-4	12/13
1947-48	SF	Detroit	2-4	12/17
1949-50	SF	Canadiens	4-1	15/7
	F	Detroit	3-4	17/22
1955-56	SF	Canadiens	1-4	9/24
1956-57	SF	Canadiens	1-4	12/22
1957-58	SF	Boston	2-4	16/28
1961-62	SF	Toronto	2-4	15/22
1966-67	SF	Canadiens	0-4	8/14
1967-68	QF	Chicago	2-4	12/18
1968-69	QF	Canadiens	0-4	7/16
1969-70	QF	Boston	2-4	16/25
1970-71	QF	Toronto	4-2	16/15
	SF	Chicago	3-4	14/21
1971-72	QF	Canadiens	4-2	19/14
	SF	Chicago	4-0	17/9
	F	Boston	2-4	16/18
1972-73	QF	Boston	4-1	22/11
	SF	Chicago	1-4	11/15
1973-74	QF	Canadiens	4-2	21/17
	SF	Philadelphia	3-4	17/22
1974-75	PRE	Islanders	1-2	13/10
1977-78	PRE	Buffalo	1-2	6/11
1978-79	PRE	Los Angeles	2-0	9/2
	QF	Philadelphia	4-1	28/8
	SF	Islanders	4-2	18/13
	F	Canadiens	1-4	11/19
1979-80	PRE	Flames	3-1	14/8
	QF	Philadelphia	1-4	7/14
1980-81	PRE	Los Angeles	3-1	23/12
	QF	St. Louis	4-2	29/22
	SF	Islanders	0-4	8/22

YEAR	SERIES	OPPONENT	W-L-T	GF/GA
1981-82	DSF	Philadelphia	3-1	19/15
	DF	Islanders	2-4	20/27
1982-83	DSF	Philadelphia	3-0	18/9
	DF	Islanders	2-4	15/28
1983-84	DSF	Islanders	2-3	14/13
1984-85	DSF	Philadelphia	0-3	10/14
1985-86	DSF	Philadelphia	3-2	18/15
	DF	Washington	4-2	20/25
	CF	Canadiens	1-4	9/15
1986-87	DSF	Philadelphia	2-4	13/22
1988-89	DSF	Penguins	0-4	11/19
1989-90	DSF	Islanders	4-1	22/13
	DF	Washington	1-4	15/22
1990-91	DSF	Washington	2-4	16/16
1991-92	DSF	New Jersey	4-3	28/25
	DF	Penguins	2-4	19/24
1993-94	CQF	Islanders	4-0	22/3
	CSF	Washington	4-1	20/12
	CF	New Jersey	4-3	18/16
	F	Vancouver	4-3	21/19
1994-95	CQF	Quebec	4-2	25/19
	CSF	Philadelphia	0-4	10/18
1995-96	CQF	Canadiens	4-2	19/17
	CSF	Penguins	1-4	15/21
1996-97	CQF	Florida	4-1	13/10
	CSF	New Jersey	4-1	10/5
	CF	Philadelphia	1-4	13/20
2005-06	CQF	New Jersey	0-4	4/17
2006-07	CQF	Thrashers	4-0	17/6
	CSF	Buffalo	2-4	13/17
2007-08	CQF	New Jersey	4-1	19/12
	CSF	Penguins	1-4	12/15
2008-09	CQF	Washington	3-4	11/19
2010-11	CQF	Washington	1-4	8/13
2011-12	CQF	Ottawa	4-3	14/13
	CSF	Washington	4-3	15/13
	CF	New Jersey	2-4	14/15
2012-13	CQF	Washington	4-3	16/12
	CSF	Boston	1-4	10/16
2013-14	FR	Philadelphia	4-3	19/16
	SR	Penguins	4-3	15/14
	CF	Canadiens	4-2	20/15
	F	Los Angeles	1-4	10/15
2014-15	FR	Penguins	4-1	11/8
	SR	Washington	4-3	13/12
	CF	Tampa Bay	3-4	21/21
2015-16	FR	Penguins	1-4	10/21
2016-17	FR	Canadiens	4-2	14/11
	SR	Ottawa	2-4	20/19

TOTALS	W-L-T	GF/GA
Stanley Cup Finals	23-32-0	124/146
Overall	244-263-8	1397/1434

## RANGERS PLAYOFF RESULTS GAME-BY-GAME

### 1927 PLAYOFFS

GAME	DATE	OPPONENT	SCORE	RESULT
1	Apr. 2	at Boston	0-0	T
2	Apr. 4	Boston	1-3	L

Boston Won Total-Goals Semifinals 3-1

### 1928 PLAYOFFS

GAME	DATE	OPPONENT	SCORE	RESULT
1	Mar. 27	Pirates	4-0	W
2	Mar. 29	Pirates	2-4	L

NY Rangers Won Total-Goals Quarterfinals 6-4

1	Mar. 31	Boston	1-1	T
2	Apr. 3	at Boston	4-1	W

NY Rangers Won Total-Goals Semifinals 5-2

1	Apr. 5	at Maroons	0-2	L
2	Apr. 7	at Maroons	2-1	W(OT)
3	Apr. 10	at Maroons	0-2	L
4	Apr. 12	at Maroons	1-0	W
5	Apr. 14	at Maroons	2-1	W

NY Rangers Won Stanley Cup Finals 3-2

### 1929 PLAYOFFS

GAME	DATE	OPPONENT	SCORE	RESULT
1	Mar. 19	at Americans	0-0	T
2	Mar. 21	Americans	1-0	W(2OT)

NY Rangers Won Total-Goals Quarterfinals 1-0

1	Mar. 24	Toronto	1-0	W
2	Mar. 26	at Toronto	2-1	W(OT)

NY Rangers Won Series D Semifinals 2-0

1	Mar. 28	at Boston	0-2	L
2	Mar. 29	Boston	1-2	L

Boston Won Stanley Cup Finals 2-0

### 1930 PLAYOFFS

GAME	DATE	OPPONENT	SCORE	RESULT
1	Mar. 20	at Ottawa	1-1	T
2	Mar. 23	Ottawa	5-2	W

NY Rangers Won Total-Goals Quarterfinals 6-3

1	Mar. 28	at Canadiens	1-2	L(4OT)
2	Mar. 30	Canadiens	0-2	L

Canadiens Won Series D Semifinals 2-0

### 1931 PLAYOFFS

GAME	DATE	OPPONENT	SCORE	RESULT
1	Mar. 24	Maroons	5-1	W
2	Mar. 26	at Maroons	3-0	W

NY Rangers Won Total-Goals Quarterfinals 8-1

1	Mar. 29	at Chicago	0-2	L
2	Mar. 31	Chicago	0-1	L

Chicago Won Total-Goals Semifinals 3-0

### 1932 PLAYOFFS

GAME	DATE	OPPONENT	SCORE	RESULT
1	Mar. 24	at Canadiens	3-4	L
2	Mar. 26	at Canadiens	4-3	W(3OT)
3	Mar. 27	Canadiens	1-0	W
4	Mar. 29	Canadiens	5-2	W

NY Rangers Won Series A Semifinals 3-1

1	Apr. 5	Toronto	4-6	L
2*	Apr. 7	Toronto	2-6	L
3	Apr. 9	at Toronto	4-6	L

\*Game was played in Boston

Toronto Won Stanley Cup Finals 3-0

### 1933 PLAYOFFS

GAME	DATE	OPPONENT	SCORE	RESULT
1	Mar. 26	Canadiens	5-2	W
2	Mar. 28	at Canadiens	3-3	T

NY Rangers Won Total-Goals Quarterfinals 8-5

1	Mar. 30	Detroit	2-0	W
2	Apr. 2	at Detroit	4-3	W

NY Rangers Won Total-Goals Semifinals 6-3

1	Apr. 4	Toronto	5-1	W
2	Apr. 8	at Toronto	3-1	W
3	Apr. 11	at Toronto	2-3	L
4	Apr. 13	at Toronto	1-0	W(OT)

NY Rangers Won Stanley Cup Finals 3-1

### 1934 PLAYOFFS

GAME	DATE	OPPONENT	SCORE	RESULT
1	Mar. 20	at Maroons	0-0	T
2	Mar. 25	Maroons	1-2	L

Maroons Won Total-Goal Quarterfinals 2-1

### 1935 PLAYOFFS

GAME	DATE	OPPONENT	SCORE	RESULT
1	Mar. 24	Canadiens	2-1	W
2	Mar. 26	at Canadiens	4-4	T

NY Rangers Won Total-Goals Quarterfinals 6-5

1	Mar. 28	Maroons	1-2	L
2	Mar. 30	at Maroons	3-3	T

Maroons Won Total-Goals Semifinals 5-4

### 1936 PLAYOFFS

Did not make playoffs

### 1937 PLAYOFFS

GAME	DATE	OPPONENT	SCORE	RESULT
1	Mar. 23	at Toronto	3-0	W
2	Mar. 25	Toronto	2-1	W(OT)

NY Rangers Won Series C Quarterfinals 2-0

1	Apr. 1	Maroons	1-0	W
2	Apr. 3	at Maroons	4-0	W

NY Rangers Won Series D Semifinals 2-0

1	Apr. 6	Detroit	5-1	W
2	Apr. 8	at Detroit	2-4	L
3	Apr. 11	at Detroit	1-0	W
4	Apr. 13	at Detroit	0-1	L
5	Apr. 15	at Detroit	0-3	L

Detroit Won Stanley Cup Finals 3-2

### 1938 PLAYOFFS

GAME	DATE	OPPONENT	SCORE	RESULT
1	Mar. 22	Americans	1-2	L(2OT)
2	Mar. 24	at Americans	4-3	W
3	Mar. 27	Americans	2-3	L(4OT)

Americans Won Series B Quarterfinals 2-1

### 1939 PLAYOFFS

GAME	DATE	OPPONENT	SCORE	RESULT
1	Mar. 21	Boston	1-2	L(3OT)
2	Mar. 23	at Boston	2-3	L(OT)
3	Mar. 26	at Boston	1-4	L
4	Mar. 28	Boston	2-1	W
5	Mar. 30	at Boston	2-1	W(OT)
6	Apr. 1	Boston	3-1	W
7	Apr. 2	at Boston	1-2	L(3OT)

Boston Won Series A Semifinals 4-3

### 1940 PLAYOFFS

GAME	DATE	OPPONENT	SCORE	RESULT
1	Mar. 19	Boston	4-0	W
2	Mar. 21	at Boston	2-4	L
3	Mar. 24	at Boston	3-4	L
4	Mar. 26	Boston	1-0	W
5	Mar. 28	at Boston	1-0	W
6	Mar. 30	Boston	4-1	W

NY Rangers Won Series A Semifinals 4-2

1	Apr. 2	Toronto	2-1	W(OT)
2	Apr. 3	Toronto	6-2	W
3	Apr. 6	at Toronto	1-2	L
4	Apr. 9	at Toronto	0-3	L
5	Apr. 11	at Toronto	2-1	W(2OT)
6	Apr. 13	at Toronto	3-2	W(OT)

NY Rangers Won Stanley Cup Finals 4-2

### 1941 PLAYOFFS

GAME	DATE	OPPONENT	SCORE	RESULT
1	Mar. 20	at Detroit	1-2	L(OT)
2	Mar. 23	Detroit	3-1	W
3	Mar. 25	at Detroit	2-3	L

Detroit Won Series B Quarterfinals 2-1

## RANGERS PLAYOFF RESULTS GAME-BY-GAME

### 1942 PLAYOFFS

GAME	DATE	OPPONENT	SCORE	RESULT
1	Mar. 21	at Toronto	1-3	L
2	Mar. 22	Toronto	2-4	L
3	Mar. 24	Toronto	3-0	W
4	Mar. 28	at Toronto	1-2	L
5	Mar. 29	Toronto	3-1	W
6	Mar. 31	at Toronto	2-3	L

**Toronto Won Series A Semifinals 4-2**

### 1943 PLAYOFFS

Did not make playoffs

### 1944 PLAYOFFS

Did not make playoffs

### 1945 PLAYOFFS

Did not make playoffs

### 1946 PLAYOFFS

Did not make playoffs

### 1947 PLAYOFFS

Did not make playoffs

### 1948 PLAYOFFS

GAME	DATE	OPPONENT	SCORE	RESULT
1	Mar. 24	at Detroit	1-2	L
2	Mar. 26	at Detroit	2-5	L
3	Mar. 28	Detroit	3-2	W
4	Mar. 30	Detroit	3-1	W
5	Apr. 1	at Detroit	1-3	L
6	Apr. 4	Detroit	2-4	L

**Detroit Won Semifinals 4-2**

### 1949 PLAYOFFS

Did not make playoffs

### 1950 PLAYOFFS

GAME	DATE	OPPONENT	SCORE	RESULT
1	Mar. 29	Canadiens	3-1	W
2	Apr. 1	at Canadiens	3-2	W
3	Apr. 2	Canadiens	4-1	W
4	Apr. 4	at Canadiens	2-3	L(OT)
5	Apr. 6	at Canadiens	3-0	W

**NY Rangers Won Semifinals 4-1**

1	Apr. 11	at Detroit	1-4	L
2*	Apr. 13	Detroit	3-1	W
3*	Apr. 15	Detroit	0-4	L
4	Apr. 18	at Detroit	4-3	W(OT)
5	Apr. 20	at Detroit	2-1	W(OT)
6	Apr. 22	at Detroit	4-5	L
7	Apr. 23	at Detroit	3-4	L(2OT)

\*Ranger home games were played in Toronto

**Detroit Won Stanley Cup Finals 4-3**

### 1951 PLAYOFFS

Did not make playoffs

### 1952 PLAYOFFS

Did not make playoffs

### 1953 PLAYOFFS

Did not make playoffs

### 1954 PLAYOFFS

Did not make playoffs

### 1955 PLAYOFFS

Did not make playoffs

### 1956 PLAYOFFS

GAME	DATE	OPPONENT	SCORE	RESULT
1	Mar. 20	at Canadiens	1-7	L
2	Mar. 22	at Canadiens	4-2	W
3	Mar. 24	Canadiens	1-3	L
4	Mar. 25	Canadiens	3-5	L
5	Mar. 27	at Canadiens	0-7	L

**Canadiens Won Semifinals 4-1**

### 1957 PLAYOFFS

GAME	DATE	OPPONENT	SCORE	RESULT
1	Mar. 26	Canadiens	1-4	L
2	Mar. 28	Canadiens	4-3	W(OT)
3	Mar. 30	at Canadiens	3-8	L
4	Apr. 2	at Canadiens	1-3	L
5	Apr. 4	at Canadiens	3-4	L(OT)

**Canadiens Won Semifinals 4-1**

### 1958 PLAYOFFS

GAME	DATE	OPPONENT	SCORE	RESULT
1	Mar. 25	Boston	5-3	W
2	Mar. 27	Boston	3-4	L(OT)
3	Mar. 29	at Boston	0-5	L
4	Apr. 1	at Boston	5-2	W
5	Apr. 3	at Boston	1-6	L
6	Apr. 5	at Boston	2-8	L

**Boston Won Semifinals 4-2**

### 1959 PLAYOFFS

Did not make playoffs

### 1960 PLAYOFFS

Did not make playoffs

### 1961 PLAYOFFS

Did not make playoffs

### 1962 PLAYOFFS

GAME	DATE	OPPONENT	SCORE	RESULT
1	Mar. 27	at Toronto	2-4	L
2	Mar. 29	at Toronto	1-2	L
3	Apr. 1	Toronto	5-4	W
4	Apr. 3	Toronto	4-2	W
5	Apr. 5	at Toronto	2-3	L(2OT)
6	Apr. 7	at Toronto	1-7	L

**Toronto Won Semifinals 4-2**

### 1963 PLAYOFFS

Did not make playoffs

### 1964 PLAYOFFS

Did not make playoffs

### 1965 PLAYOFFS

Did not make playoffs

### 1966 PLAYOFFS

Did not make playoffs

### 1967 PLAYOFFS

GAME	DATE	OPPONENT	SCORE	RESULT
1	Apr. 6	at Canadiens	4-6	L
2	Apr. 8	at Canadiens	1-3	L
3	Apr. 11	Canadiens	2-3	L
4	Apr. 13	Canadiens	1-2	L(OT)

**Canadiens Won Semifinals 4-0**

### 1968 PLAYOFFS

GAME	DATE	OPPONENT	SCORE	RESULT
1	Apr. 4	Chicago	3-1	W
2	Apr. 9	Chicago	2-1	W
3	Apr. 11	at Chicago	4-7	L
4	Apr. 13	at Chicago	1-3	L
5	Apr. 14	Chicago	1-2	L
6	Apr. 16	at Chicago	1-4	L

**Chicago Won Quarterfinals 4-2**

### 1969 PLAYOFFS

GAME	DATE	OPPONENT	SCORE	RESULT
1	Apr. 2	at Canadiens	1-3	L
2	Apr. 3	at Canadiens	2-5	L
3	Apr. 5	Canadiens	1-4	L
4	Apr. 6	Canadiens	3-4	L

**Canadiens Won Quarterfinals 4-0**

### 1970 PLAYOFFS

GAME	DATE	OPPONENT	SCORE	RESULT
1	Apr. 8	at Boston	2-8	L
2	Apr. 9	at Boston	3-5	L
3	Apr. 11	Boston	4-3	W
4	Apr. 12	Boston	4-2	W
5	Apr. 14	at Boston	2-3	L
6	Apr. 16	Boston	1-4	L

**Boston Won Quarterfinals 4-2**

## RANGERS PLAYOFF RESULTS GAME-BY-GAME

### 1971 PLAYOFFS

GAME	DATE	OPPONENT	SCORE	RESULT
1	Apr. 7	Toronto	5-4	W
2	Apr. 8	Toronto	1-4	L
3	Apr. 10	at Toronto	1-3	L
4	Apr. 11	at Toronto	4-2	W
5	Apr. 13	Toronto	3-1	W
6	Apr. 15	at Toronto	2-1	W(OT)

**NY Rangers Won Quarterfinals 4-2**

1	Apr. 18	at Chicago	2-1	W(OT)
2	Apr. 20	at Chicago	0-3	L
3	Apr. 22	Chicago	4-1	W
4	Apr. 25	Chicago	1-7	L
5	Apr. 27	at Chicago	2-3	L(OT)
6	Apr. 29	Chicago	3-2	W(3OT)
7	May 2	at Chicago	2-4	L

**Chicago Won Semifinals 4-3**

### 1972 PLAYOFFS

GAME	DATE	OPPONENT	SCORE	RESULT
1	Apr. 5	Canadiens	3-2	W
2	Apr. 6	Canadiens	5-2	W
3	Apr. 8	at Canadiens	1-2	L
4	Apr. 9	at Canadiens	6-4	W
5	Apr. 11	Canadiens	1-2	L
6	Apr. 13	at Canadiens	3-2	W

**NY Rangers Won Quarterfinals 4-2**

1	Apr. 16	at Chicago	3-2	W
2	Apr. 18	at Chicago	5-3	W
3	Apr. 20	Chicago	3-2	W
4	Apr. 23	Chicago	6-2	W

**NY Rangers Won Semifinals 4-0**

1	Apr. 30	at Boston	5-6	L
2	May 2	at Boston	1-2	L
3	May 4	Boston	5-2	W
4	May 7	Boston	2-3	L
5	May 9	at Boston	3-2	W
6	May 11	Boston	0-3	L

**Boston Won Stanley Cup Finals 4-2**

### 1973 PLAYOFFS

GAME	DATE	OPPONENT	SCORE	RESULT
1	Apr. 4	at Boston	6-2	W
2	Apr. 5	at Boston	4-2	W
3	Apr. 7	Boston	2-4	L
4	Apr. 8	Boston	4-0	W
5	Apr. 10	at Boston	6-3	W

**NY Rangers Won Quarterfinals 4-1**

1	Apr. 12	at Chicago	4-1	W
2	Apr. 15	at Chicago	4-5	L
3	Apr. 17	Chicago	1-2	L
4	Apr. 19	Chicago	1-3	L
5	Apr. 24	at Chicago	1-4	L

**Chicago Won Semifinals 4-1**

### 1974 PLAYOFFS

GAME	DATE	OPPONENT	SCORE	RESULT
1	Apr. 10	at Canadiens	4-1	W
2	Apr. 11	at Canadiens	1-4	L
3	Apr. 13	Canadiens	2-4	L
4	Apr. 14	Canadiens	6-4	W
5	Apr. 16	at Canadiens	3-2	W(OT)
6	Apr. 18	Canadiens	5-2	W

**NY Rangers Won Quarterfinals 4-2**

1	Apr. 20	at Philadelphia	0-4	L
2	Apr. 23	at Philadelphia	2-5	L
3	Apr. 25	Philadelphia	5-3	W
4	Apr. 28	Philadelphia	2-1	W(OT)
5	Apr. 30	at Philadelphia	1-4	L
6	May 2	Philadelphia	4-1	W
7	May 5	at Philadelphia	3-4	L

**Philadelphia Won Semifinals 4-3**

### 1975 PLAYOFFS

GAME	DATE	OPPONENT	SCORE	RESULT
1	Apr. 8	Islanders	2-3	L
2	Apr. 10	at Islanders	8-3	W
3	Apr. 11	Islanders	3-4	L(OT)

**Islanders Won Preliminary Round 2-1**

### 1976 PLAYOFFS

Did not make playoffs

### 1977 PLAYOFFS

Did not make playoffs

### 1978 PLAYOFFS

GAME	DATE	OPPONENT	SCORE	RESULT
1	Apr. 11	at Buffalo	1-4	L
2	Apr. 13	Buffalo	4-3	W(OT)
3	Apr. 15	at Buffalo	1-4	L

**Buffalo Won Preliminary Round 2-1**

### 1979 PLAYOFFS

GAME	DATE	OPPONENT	SCORE	RESULT
1	Apr. 10	Los Angeles	7-1	W
2	Apr. 12	at Los Angeles	2-1	W(OT)

**NY Rangers Won Preliminary Round 2-0**

1	Apr. 16	at Philadelphia	2-3	L(OT)
2	Apr. 18	at Philadelphia	7-1	W
3	Apr. 20	Philadelphia	5-1	W
4	Apr. 22	Philadelphia	6-0	W
5	Apr. 24	at Philadelphia	8-3	W

**NY Rangers Won Quarterfinals 4-1**

1	Apr. 26	at Islanders	4-1	W
2	Apr. 28	at Islanders	3-4	L(OT)
3	May 1	Islanders	3-1	W
4	May 3	Islanders	2-3	L(OT)
5	May 5	at Islanders	4-3	W
6	May 8	Islanders	2-1	W

**NY Rangers Won Semifinals 4-2**

1	May 13	at Canadiens	4-1	W
2	May 15	at Canadiens	2-6	L
3	May 17	Canadiens	1-4	L
4	May 19	Canadiens	3-4	L(OT)
5	May 21	at Canadiens	1-4	L

**Canadiens Won Stanley Cup Finals 4-1**

### 1980 PLAYOFFS

GAME	DATE	OPPONENT	SCORE	RESULT
1	Apr. 8	Flames	2-1	W(2OT)
2	Apr. 9	Flames	5-1	W
3	Apr. 11	at Flames	2-4	L
4	Apr. 12	at Flames	5-2	W

**NY Rangers Won Preliminary Round 3-1**

1	Apr. 16	at Philadelphia	1-2	L
2	Apr. 17	at Philadelphia	1-4	L
3	Apr. 19	Philadelphia	0-3	L
4	Apr. 20	Philadelphia	4-2	W
5	Apr. 22	at Philadelphia	1-3	L

**Philadelphia Won Quarterfinals 4-1**

### 1981 PLAYOFFS

GAME	DATE	OPPONENT	SCORE	RESULT
1	Apr. 8	at Los Angeles	3-1	W
2	Apr. 9	at Los Angeles	4-5	L
3	Apr. 11	Los Angeles	10-3	W
4	Apr. 12	Los Angeles	6-3	W

**NY Rangers Won Preliminary Round 3-1**

1	Apr. 16	at St. Louis	3-6	L
2	Apr. 17	at St. Louis	6-4	W
3	Apr. 19	St. Louis	6-3	W
4	Apr. 20	St. Louis	4-1	W
5	Apr. 22	at St. Louis	3-4	L
6	Apr. 24	St. Louis	7-4	W

**NY Rangers Won Quarterfinals 4-2**

1	Apr. 28	at Islanders	2-5	L
2	Apr. 30	at Islanders	3-7	L
3	May 2	Islanders	1-5	L
4	May 5	Islanders	2-5	L

**Islanders Won Semifinals 4-0**

# RANGERS PLAYOFF RESULTS GAME-BY-GAME

## 1982 PLAYOFFS

GAME	DATE	OPPONENT	SCORE	RESULT
1	Apr. 7	Philadelphia	1-4	L
2	Apr. 8	Philadelphia	7-3	W
3	Apr. 10	at Philadelphia	4-3	W
4	Apr. 11	at Philadelphia	7-5	W

**NY Rangers Won Division Semifinals 3-1**

1	Apr. 15	at Islanders	5-4	W
2	Apr. 16	at Islanders	2-7	L
3	Apr. 18	Islanders	3-4	L(OT)
4	Apr. 19	Islanders	3-5	L
5	Apr. 21	at Islanders	4-2	W
6	Apr. 23	Islanders	3-5	L

**Islanders Won Division Finals 4-2**

## 1983 PLAYOFFS

GAME	DATE	OPPONENT	SCORE	RESULT
1	Apr. 5	at Philadelphia	5-3	W
2	Apr. 7	at Philadelphia	4-3	W
3	Apr. 9	Philadelphia	9-3	W

**NY Rangers Won Division Semifinals 3-0**

1	Apr. 14	at Islanders	1-4	L
2	Apr. 15	at Islanders	0-5	L
3	Apr. 17	Islanders	7-6	W
4	Apr. 18	Islanders	3-1	W
5	Apr. 20	at Islanders	2-7	L
6	Apr. 22	Islanders	2-5	L

**Islanders Won Division Finals 4-2**

## 1984 PLAYOFFS

GAME	DATE	OPPONENT	SCORE	RESULT
1	Apr. 4	at Islanders	1-4	L
2	Apr. 5	at Islanders	3-0	W
3	Apr. 7	Islanders	7-2	W
4	Apr. 8	Islanders	1-4	L
5	Apr. 10	at Islanders	2-3	L(OT)

**Islanders Won Division Semifinals 3-2**

## 1985 PLAYOFFS

GAME	DATE	OPPONENT	SCORE	RESULT
1	Apr. 10	at Philadelphia	4-5	L(OT)
2	Apr. 11	at Philadelphia	1-3	L
3	Apr. 13	Philadelphia	5-6	L

**Philadelphia Won Division Semifinals 3-0**

## 1986 PLAYOFFS

GAME	DATE	OPPONENT	SCORE	RESULT
1	Apr. 9	at Philadelphia	6-2	W
2	Apr. 10	at Philadelphia	1-2	L
3	Apr. 12	Philadelphia	5-2	W
4	Apr. 13	Philadelphia	1-7	L
5	Apr. 15	at Philadelphia	5-2	W

**NY Rangers Won Division Semifinals 3-2**

1	Apr. 17	at Washington	4-3	W(OT)
2	Apr. 19	at Washington	1-8	L
3	Apr. 21	Washington	3-6	L
4	Apr. 23	Washington	6-5	W(OT)
5	Apr. 25	at Washington	4-2	W
6	Apr. 27	Washington	2-1	W

**NY Rangers Won Division Finals 4-2**

1	May 1	at Canadiens	1-2	L
2	May 3	at Canadiens	2-6	L
3	May 5	Canadiens	3-4	L(OT)
4	May 7	Canadiens	2-0	W
5	May 9	at Canadiens	1-3	L

**Canadiens Won Conference Finals 4-1**

## 1987 PLAYOFFS

GAME	DATE	OPPONENT	SCORE	RESULT
1	Apr. 8	at Philadelphia	3-0	W
2	Apr. 9	at Philadelphia	3-8	L
3	Apr. 11	Philadelphia	0-3	L
4	Apr. 12	Philadelphia	6-3	W
5	Apr. 14	at Philadelphia	1-3	L
6	Apr. 16	Philadelphia	0-5	L

**Philadelphia Won Division Semifinals 4-2**

## 1988 PLAYOFFS

Did not make playoffs

## 1989 PLAYOFFS

GAME	DATE	OPPONENT	SCORE	RESULT
1	Apr. 5	at Penguins	1-3	L
2	Apr. 6	at Penguins	4-7	L
3	Apr. 8	Penguins	3-5	L
4	Apr. 9	Penguins	3-4	L

**Penguins Won Division Semifinals 4-0**

## 1990 PLAYOFFS

GAME	DATE	OPPONENT	SCORE	RESULT
1	Apr. 5	Islanders	2-1	W
2	Apr. 7	Islanders	5-2	W
3	Apr. 9	at Islanders	3-4	L(2OT)
4	Apr. 11	at Islanders	6-1	W
5	Apr. 13	Islanders	6-5	W

**NY Rangers Won Division Semifinals 4-1**

1	Apr. 19	Washington	7-3	W
2	Apr. 21	Washington	3-6	L
3	Apr. 23	at Washington	1-7	L
4	Apr. 25	at Washington	3-4	L(OT)
5	Apr. 27	Washington	1-2	L(OT)

**Washington Won Division Finals 4-1**

## 1991 PLAYOFFS

GAME	DATE	OPPONENT	SCORE	RESULT
1	Apr. 3	Washington	2-1	W
2	Apr. 5	Washington	0-3	L
3	Apr. 7	at Washington	6-0	W
4	Apr. 9	at Washington	2-3	L
5	Apr. 11	Washington	4-5	L(OT)
6	Apr. 13	at Washington	2-4	L

**Washington Won Division Semifinals 4-2**

## 1992 PLAYOFFS

GAME	DATE	OPPONENT	SCORE	RESULT
1	Apr. 19	New Jersey	2-1	W
2	Apr. 21	New Jersey	3-7	L
3	Apr. 23	at New Jersey	1-3	L
4	Apr. 25	at New Jersey	3-0	W
5	Apr. 27	New Jersey	8-5	W
6	Apr. 29	at New Jersey	3-5	L
7	May 1	New Jersey	8-4	W

**NY Rangers Won Division Semifinals 4-3**

1	May 3	Penguins	2-4	L
2	May 5	Penguins	4-2	W
3	May 7	at Penguins	6-5	W(OT)
4	May 9	at Penguins	4-5	L(OT)
5	May 11	Penguins	2-3	L
6	May 13	at Penguins	1-5	L

**Penguins Won Division Finals 4-2**

## 1993 PLAYOFFS

Did not make playoffs

## 1994 PLAYOFFS

GAME	DATE	OPPONENT	SCORE	RESULT
1	Apr. 17	Islanders	6-0	W
2	Apr. 18	Islanders	6-0	W
3	Apr. 21	at Islanders	5-1	W
4	Apr. 24	at Islanders	5-2	W

**NY Rangers Won Conference Quarterfinals 4-0**

1	May 1	Washington	6-3	W
2	May 3	Washington	5-2	W
3	May 5	at Washington	3-0	W
4	May 7	at Washington	2-4	L
5	May 9	Washington	4-3	W

**NY Rangers Won Conference Semifinals 4-1**

1	May 15	New Jersey	3-4	L(2OT)
2	May 17	New Jersey	4-0	W
3	May 19	at New Jersey	3-2	W(2OT)
4	May 21	at New Jersey	1-3	L
5	May 23	New Jersey	1-4	L
6	May 25	at New Jersey	4-2	W
7	May 27	New Jersey	2-1	W(2OT)

**NY Rangers Won Conference Finals 4-3**

1	May 31	Vancouver	2-3	L(OT)
2	June 2	Vancouver	3-1	W
3	June 4	at Vancouver	5-1	W
4	June 7	at Vancouver	4-2	W
5	June 9	Vancouver	3-6	L
6	June 11	at Vancouver	1-4	L
7	June 14	Vancouver	3-2	W

**NY Rangers Won Stanley Cup Finals 4-3**



## RANGERS PLAYOFF RESULTS GAME-BY-GAME

### 1995 PLAYOFFS

GAME	DATE	OPPONENT	SCORE	RESULT
1	May 6	at Quebec	4-5	L
2	May 8	at Quebec	8-3	W
3	May 10	Quebec	4-3	W
4	May 12	Quebec	3-2	W(OT)
5	May 14	at Quebec	2-4	L
6	May 16	Quebec	4-2	W

**NY Rangers Won Conference Quarterfinals 4-2**

1	May 21	at Philadelphia	4-5	L(OT)
2	May 22	at Philadelphia	3-4	L(OT)
3	May 24	Philadelphia	2-5	L
4	May 26	Philadelphia	1-4	L

**Philadelphia Won Conference Semifinals 4-0**

### 1996 PLAYOFFS

GAME	DATE	OPPONENT	SCORE	RESULT
1	Apr. 16	Canadiens	2-3	L(OT)
2	Apr. 18	Canadiens	3-5	L
3	Apr. 21	at Canadiens	2-1	W
4	Apr. 23	at Canadiens	4-3	W
5	Apr. 26	Canadiens	3-2	W
6	Apr. 28	at Canadiens	5-3	W

**NY Rangers Won Conference Quarterfinals 4-2**

1	May 3	at Penguins	3-4	L
2	May 5	at Penguins	6-3	W
3	May 7	Penguins	2-3	L
4	May 9	Penguins	1-4	L
5	May 11	at Penguins	3-7	L

**Penguins Won Conference Semifinals 4-1**

### 1997 PLAYOFFS

GAME	DATE	OPPONENT	SCORE	RESULT
1	Apr. 17	at Florida	0-3	L
2	Apr. 20	at Florida	3-0	W
3	Apr. 22	Florida	4-3	W(OT)
4	Apr. 23	Florida	3-2	W
5	Apr. 25	at Florida	3-2	W(OT)

**NY Rangers Won Conference Quarterfinals 4-1**

1	May 2	at New Jersey	0-2	L
2	May 4	at New Jersey	2-0	W
3	May 6	New Jersey	3-2	W
4	May 8	New Jersey	3-0	W
5	May 11	at New Jersey	2-1	W(OT)

**NY Rangers Won Conference Semifinals 4-1**

1	May 16	at Philadelphia	1-3	L
2	May 18	at Philadelphia	5-4	W
3	May 20	Philadelphia	3-6	L
4	May 23	Philadelphia	2-3	L
5	May 25	at Philadelphia	2-4	L

**Philadelphia Won Conference Finals 4-1**

### 1998 PLAYOFFS

Did not make playoffs

### 1999 PLAYOFFS

Did not make playoffs

### 2000 PLAYOFFS

Did not make playoffs

### 2001 PLAYOFFS

Did not make playoffs

### 2002 PLAYOFFS

Did not make playoffs

### 2003 PLAYOFFS

Did not make playoffs

### 2004 PLAYOFFS

Did not make playoffs

### 2006 PLAYOFFS

GAME	DATE	OPPONENT	SCORE	RESULT
1	Apr. 22	at New Jersey	1-6	L
2	Apr. 24	at New Jersey	1-4	L
3	Apr. 26	New Jersey	0-3	L
4	Apr. 29	New Jersey	2-4	L

**New Jersey Won Conference Quarterfinals 4-0**

### 2007 PLAYOFFS

GAME	DATE	OPPONENT	SCORE	RESULT
1	Apr. 12	at Thrashers	4-3	W
2	Apr. 14	at Thrashers	2-1	W
3	Apr. 17	Thrashers	7-0	W
4	Apr. 18	Thrashers	4-2	W

**NY Rangers Won Conference Quarterfinals 4-0**

1	Apr. 25	at Buffalo	2-5	L
2	Apr. 27	at Buffalo	2-3	L
3	Apr. 29	Buffalo	2-1	W(2OT)
4	May 1	Buffalo	2-1	W
5	May 4	at Buffalo	1-2	L(OT)
6	May 6	Buffalo	4-5	L

**Buffalo Won Conference Semifinals 4-2**

### 2008 PLAYOFFS

GAME	DATE	OPPONENT	SCORE	RESULT
1	Apr. 9	at New Jersey	4-1	W
2	Apr. 11	at New Jersey	2-1	W
3	Apr. 13	New Jersey	3-4	L(OT)
4	Apr. 16	New Jersey	5-3	W
5	Apr. 18	at New Jersey	5-3	W

**NY Rangers Won Conference Quarterfinals 4-1**

1	Apr. 25	at Penguins	4-5	L
2	Apr. 27	at Penguins	0-2	L
3	Apr. 29	Penguins	3-5	L
4	May 1	Penguins	3-0	W
5	May 4	at Penguins	2-3	L(OT)

**Penguins Won Conference Semifinals 4-1**

### 2009 PLAYOFFS

GAME	DATE	OPPONENT	SCORE	RESULT
1	Apr. 15	at Washington	4-3	W
2	Apr. 18	at Washington	1-0	W
3	Apr. 20	Washington	0-4	L
4	Apr. 22	Washington	2-1	W
5	Apr. 24	at Washington	0-4	L
6	Apr. 26	Washington	3-5	L
7	Apr. 28	at Washington	1-2	L

**Washington Won Conference Quarterfinals 4-3**

### 2010 PLAYOFFS

Did not make playoffs

### 2011 PLAYOFFS

GAME	DATE	OPPONENT	SCORE	RESULT
1	Apr. 13	at Washington	1-2	L(OT)
2	Apr. 15	at Washington	0-2	L
3	Apr. 17	Washington	3-2	W
4	Apr. 20	Washington	3-4	L(2OT)
5	Apr. 23	at Washington	1-3	L

**Washington Won Conference Quarterfinals 4-1**

### 2012 PLAYOFFS

GAME	DATE	OPPONENT	SCORE	RESULT
1	Apr. 12	Ottawa	4-2	W
2	Apr. 14	Ottawa	2-3	L(OT)
3	Apr. 16	at Ottawa	1-0	W
4	Apr. 18	at Ottawa	2-3	L(OT)
5	Apr. 21	Ottawa	0-2	L
6	Apr. 23	at Ottawa	3-2	W
7	Apr. 26	Ottawa	2-1	W

**NY Rangers Won Conference Quarterfinals 4-3**

1	Apr. 28	Washington	3-1	W
2	Apr. 30	Washington	2-3	L
3	May 2	at Washington	2-1	W(3OT)
4	May 5	at Washington	2-3	L
5	May 7	Washington	3-2	W(OT)
6	May 9	at Washington	1-2	L
7	May 12	Washington	2-1	W

**NY Rangers Won Conference Semifinals 4-3**

1	May 14	New Jersey	3-0	W
2	May 16	New Jersey	2-3	L
3	May 19	at New Jersey	3-0	W
4	May 21	at New Jersey	1-4	L
5	May 23	New Jersey	3-5	L
6	May 25	at New Jersey	2-3	L(OT)

**New Jersey Won Conference Finals 4-2**

## RANGERS PLAYOFF RESULTS GAME-BY-GAME

### 2013 PLAYOFFS

GAME	DATE	OPPONENT	SCORE	RESULT
1	May 2	at Washington	1-3	L
2	May 4	at Washington	0-1	L(OT)
3	May 6	Washington	4-3	W
4	May 8	Washington	4-3	W
5	May 10	at Washington	1-2	L(OT)
6	May 12	Washington	1-0	W
7	May 13	at Washington	5-0	W

**NY Rangers Won Conference Quarterfinals 4-3**

1	May 16	at Boston	2-3	L(OT)
2	May 19	at Boston	2-5	L
3	May 21	Boston	1-2	L
4	May 23	Boston	4-3	W(OT)
5	May 25	at Boston	1-3	L

**Boston Won Conference Semifinals 4-1**

### 2014 PLAYOFFS

GAME	DATE	OPPONENT	SCORE	RESULT
1	Apr. 17	Philadelphia	4-1	W
2	Apr. 20	Philadelphia	2-4	L
3	Apr. 22	at Philadelphia	4-1	W
4	Apr. 25	at Philadelphia	1-2	L
5	Apr. 27	Philadelphia	4-2	W
6	Apr. 29	at Philadelphia	2-5	L
7	Apr. 30	Philadelphia	2-1	W

**NY Rangers Won First Round 4-3**

1	May 2	at Penguins	3-2	W(OT)
2	May 4	at Penguins	0-3	L
3	May 5	Penguins	0-2	L
4	May 7	Penguins	2-4	L
5	May 9	at Penguins	5-1	W
6	May 11	Penguins	3-1	W
7	May 13	at Penguins	2-1	W

**NY Rangers Won Second Round 4-3**

1	May 17	at Canadiens	7-2	W
2	May 19	at Canadiens	3-1	W
3	May 22	Canadiens	2-3	L(OT)
4	May 25	Canadiens	3-2	W(OT)
5	May 27	at Canadiens	4-7	L
6	May 29	Canadiens	1-0	W

**NY Rangers Won Conference Final 4-2**

1	June 4	at Los Angeles	2-3	L(OT)
2	June 7	at Los Angeles	4-5	L(2OT)
3	June 9	Los Angeles	0-3	L
4	June 11	Los Angeles	2-1	W
5	June 13	at Los Angeles	2-3	L(2OT)

**Los Angeles Won Stanley Cup Final 4-1**

### 2015 PLAYOFFS

GAME	DATE	OPPONENT	SCORE	RESULT
1	Apr. 16	Penguins	2-1	W
2	Apr. 18	Penguins	3-4	L
3	Apr. 20	at Penguins	2-1	W
4	Apr. 22	at Penguins	2-1	W(OT)
5	Apr. 24	Penguins	2-1	W(OT)

**NY Rangers Won First Round 4-1**

1	Apr. 30	Washington	1-2	L
2	May 2	Washington	3-2	W
3	May 4	at Washington	0-1	L
4	May 6	at Washington	1-2	L
5	May 8	Washington	2-1	W(OT)
6	May 10	at Washington	4-3	W
7	May 13	Washington	2-1	W(OT)

**NY Rangers Won Second Round 4-3**

1	May 16	Tampa Bay	2-1	W
2	May 18	Tampa Bay	2-6	L
3	May 20	at Tampa Bay	5-6	L(OT)
4	May 22	at Tampa Bay	5-1	W
5	May 24	Tampa Bay	0-2	L
6	May 26	at Tampa Bay	7-3	W
7	May 29	Tampa Bay	0-2	L

**Tampa Bay Won Conference Final 4-3**

### 2016 PLAYOFFS

GAME	DATE	OPPONENT	SCORE	RESULT
1	Apr. 13	at Penguins	2-5	L
2	Apr. 16	at Penguins	4-2	W
3	Apr. 19	Penguins	1-3	L
4	Apr. 21	Penguins	0-5	L
5	Apr. 23	at Penguins	3-6	L

**Penguins Won First Round 4-1**

### 2017 PLAYOFFS

GAME	DATE	OPPONENT	SCORE	RESULT
1	Apr. 12	at Canadiens	2-0	W
2	Apr. 14	at Canadiens	3-4	L(OT)
3	Apr. 16	Canadiens	1-3	L
4	Apr. 18	Canadiens	2-1	W
5	Apr. 20	at Canadiens	3-2	W(OT)
6	Apr. 22	Canadiens	3-1	W

**NY Rangers Won First Round 4-2**

1	Apr. 27	at Ottawa	1-2	L
2	Apr. 29	at Ottawa	5-6	L(2OT)
3	May 2	Ottawa	4-1	W
4	May 4	Ottawa	4-1	W
5	May 6	at Ottawa	4-5	L(OT)
6	May 9	Ottawa	2-4	L

**Ottawa Won Second Round 4-2**

## ALL-TIME PLAYOFF OVERTIME RESULTS

DATE	PLACE	OPPONENT	GAME/SERIES	FINAL SCORE	GOAL SCORER	TIME	SERIES WINNER
4-7-28	Mtl.	Maroons	2/F	2-1	Frank Boucher	7:05	Rangers
3-21-29	MSG	Americans	2/Q	1-0	Butch Keeling	29:50	Rangers
3-26-29	Tor.	Maple Leafs	2/S	2-1	Frank Boucher	2:03	Rangers
3-28-30	Mtl.	Canadiens	1/S	1-2	Gus Rivers	68:52	Canadiens
3-26-32	Mtl.	Canadiens	2/S	4-3	Bun Cook	59:32	Rangers
4-13-33	Tor.	Maple Leafs	4/S	1-0	Bill Cook*	7:33	Rangers
3-25-37	MSG	Maple Leafs	2/Q	2-1	Babe Pratt	13:05	Rangers
3-22-38	MSG	Americans	1/Q	1-2	Johnny Sorrell	21:25	Americans
3-27-38	MSG	Americans	3/Q	2-3	Lorne Carr	60:40	Americans
3-21-39	MSG	Bruins	1/S	1-2	Mel Hill	59:25	Bruins
3-23-39	Bos.	Bruins	2/S	2-3	Mel Hill	8:24	Bruins
3-30-39	Bos.	Bruins	5/S	2-1	Snuffy Smith	17:19	Bruins
4-2-39	Bos.	Bruins	7/S	1-2	Mel Hill	48:00	Bruins
4-2-40	MSG	Maple Leafs	1/F	2-1	Alf Pike	15:30	Rangers
4-11-40	Tor.	Maple Leafs	5/F	2-1	Muzz Patrick	11:43	Rangers
4-13-40	Tor.	Maple Leafs	6/F	3-2	Bryan Hextall*	2:07	Rangers
3-20-41	Det.	Red Wings	1/Q	1-2	Gus Giesebrecht	12:01	Red Wings
4-4-50	Mtl.	Canadiens	4/S	2-3	Elmer Lach	15:19	Rangers
4-18-50	Det.	Red Wings	4/F	4-3	Don Raleigh	8:34	Red Wings
4-20-50	Det.	Red Wings	5/F	2-1	Don Raleigh	1:38	Red Wings
4-23-50	Det.	Red Wings	7/F	3-4	Pete Babando*	28:31	Red Wings
3-28-57	MSG	Canadiens	2/S	4-3	Andy Hebenton	13:38	Canadiens
4-4-57	Mtl.	Canadiens	5/S	3-4	Maurice Richard	1:11	Canadiens
3-27-58	MSG	Bruins	2/S	3-4	Jerry Toppazzini	4:46	Bruins
4-5-62	Tor.	Maple Leafs	5/S	2-3	Red Kelly	24:23	Maple Leafs
4-13-67	MSG	Canadiens	4/S	1-2	John Ferguson	6:28	Canadiens
4-15-71	Tor.	Maple Leafs	6/Q	2-1	Bob Nevin	9:07	Rangers
4-18-71	Chi.	Blackhawks	1/S	2-1	Pete Stelmowski	1:37	Blackhawks
4-27-71	Chi.	Blackhawks	5/S	2-3	Bobby Hull	6:35	Blackhawks
4-29-71	MSG	Blackhawks	6/S	3-2	Pete Stelmowski	41:29	Blackhawks
4-16-74	Mtl.	Canadiens	5/Q	3-2	Ron Harris	4:07	Rangers
4-28-74	MSG	Flyers	4/S	2-1	Rod Gilbert	4:20	Flyers
4-11-75	MSG	Islanders	3/P	3-4	J.P. Parise	0:11	Islanders
4-13-78	MSG	Sabres	2/P	4-3	Don Murdoch	1:37	Sabres
4-12-79	L.A.	Kings	2/P	2-1	Phil Esposito	6:11	Rangers
4-16-79	Phi.	Flyers	1/Q	2-3	Ken Linseman	0:44	Rangers
4-28-79	Nass.	Islanders	2/SF	3-4	Denis Potvin	8:02	Rangers
5-3-79	MSG	Islanders	4/SF	2-3	Bob Nystrom	3:40	Rangers
5-19-79	MSG	Canadiens	4/F	3-4	Serge Savard	7:25	Canadiens
4-8-80	MSG	Flames	1/P	2-1	Steve Vickers	0:33	Rangers
4-18-82	MSG	Islanders	3/DF	3-4	Bryan Trottier	3:00	Islanders
4-10-84	Nass.	Islanders	5/DSF	2-3	Ken Morrow	8:56	Islanders
4-10-85	Phi.	Flyers	1/DSF	4-5	Mark Howe	8:01	Flyers
4-17-86	Wsh.	Capitals	1/DF	4-3	Brian MacLellan	1:16	Rangers
4-23-86	MSG	Capitals	4/DF	6-5	Bob Brooke	2:40	Rangers
5-5-86	MSG	Canadiens	3/CF	3-4	Claude Lemieux	9:41	Canadiens

P: Preliminaries; Q: Quarterfinals; FR: First Round; SR: Second Round; DSF: Division Semifinals; DF: Division Finals; CQF: Conference Quarterfinals; CSF: Conference Semifinals; CF: Conference Final; S: Semifinals; F: Finals

\* Goal decided Stanley Cup.

## ALL-TIME PLAYOFF OVERTIME RESULTS

DATE	PLACE	OPPONENT	GAME/SERIES	FINAL SCORE	GOAL SCORER	TIME	SERIES WINNER
4-9-90	Nass.	Islanders	3/DSF	3-4	Brent Sutter	20:59	Rangers
4-25-90	Wsh.	Capitals	4/DF	3-4	Rod Langway	0:34	Capitals
4-27-90	MSG	Capitals	5/DF	1-2	John Druce	6:48	Capitals
4-11-91	MSG	Capitals	5/DSF	4-5	Dino Ciccarelli	6:44	Capitals
5-7-92	Pit.	Penguins	3/DF	6-5	Kris King	1:29	Penguins
5-9-92	Pit.	Penguins	4/DF	4-5	Ron Francis	2:47	Penguins
5-15-94	MSG	Devils	1/CF	3-4	Stephane Richer	35:23	Rangers
5-19-94	N.J.	Devils	3/CF	3-2	Stephane Matteau	26:13	Rangers
5-27-94	MSG	Devils	7/CF	2-1	Stephane Matteau	24:24	Rangers
5-31-94	MSG	Canucks	1/F	2-3	Greg Adams	19:26	Rangers
5-12-95	MSG	Nordiques	4/Q	3-2	Steve Larmer	8:09	Rangers
5-21-95	Phi.	Flyers	1/CSF	4-5	Eric Desjardins	7:03	Flyers
5-22-95	Phi.	Flyers	2/CSF	3-4	Kevin Haller	0:25	Flyers
4-16-96	MSG	Canadiens	1/CQF	2-3	Vincent Damphousse	5:04	Rangers
4-22-97	MSG	Panthers	3/CQF	4-3	Esa Tikkanen	16:29	Rangers
4-25-97	Fla.	Panthers	5/CQF	3-2	Esa Tikkanen	12:02	Rangers
5-11-97	N.J.	Devils	5/CSF	2-1	Adam Graves	14:08	Rangers
4-29-07	MSG	Sabres	3/CSF	2-1	Michal Rozsival	36:43	Sabres
5-4-07	Buf.	Sabres	5/CSF	1-2	Maxim Afinogenov	4:39	Sabres
4-13-08	MSG	Devils	3/CQF	3-4	John Madden	6:01	Rangers
5-4-08	Pit.	Penguins	5/CSF	2-3	Marian Hossa	7:10	Penguins
4-13-11	Wsh.	Capitals	1/CQF	1-2	Alexander Semin	18:24	Capitals
4-20-11	MSG	Capitals	4/CQF	3-4	Jason Chimera	32:36	Capitals
4-14-12	MSG	Senators	2/CQF	2-3	Chris Neil	1:17	Rangers
4-18-12	Ott.	Senators	4/CQF	2-3	Kyle Turris	2:42	Rangers
5-2-12	Wsh.	Capitals	3/CSF	2-1	Marian Gaborik	54:41	Rangers
5-7-12	MSG	Capitals	5/CSF	3-2	Marc Staal	1:35	Rangers
5-25-12	N.J.	Devils	6/CF	2-3	Adam Henrique	1:03	Devils
5-4-13	Wsh.	Capitals	2/QF	0-1	Mike Green	8:00	Rangers
5-10-13	Wsh.	Capitals	5/QF	1-2	Mike Ribeiro	15:40	Rangers
5-16-13	Bos.	Bruins	1/SF	2-3	Brad Marchand	9:24	Bruins
5-23-13	MSG	Bruins	4/SF	4-3	Chris Kreider	7:03	Bruins
5-2-14	Pit.	Penguins	1/SR	3-2	Derick Brassard	3:06	Rangers
5-22-14	MSG	Canadiens	3/CF	2-3	Alex Galchenyuk	1:12	Rangers
5-25-14	MSG	Canadiens	4/CF	3-2	Martin St. Louis	6:02	Rangers
6-4-14	L.A.	Kings	1/F	2-3	Justin Williams	4:36	Kings
6-7-14	L.A.	Kings	2/F	4-5	Dustin Brown	30:26	Kings
6-13-14	L.A.	Kings	5/F	2-3	Alec Martinez*	34:43	Kings
4-22-15	Pit.	Penguins	4/FR	2-1	Kevin Hayes	3:14	Rangers
4-24-15	MSG	Penguins	5/FR	2-1	Carl Hagelin	10:52	Rangers
5-8-15	MSG	Capitals	5/SR	2-1	Ryan McDonagh	9:37	Rangers
5-13-15	MSG	Capitals	7/SR	2-1	Derek Stepan	11:24	Rangers
5-20-15	T.B.	Lightning	3/CF	5-6	Nikita Kucherov	3:33	Lightning
4-14-17	Mtl.	Canadiens	2/FR	3-4	Alexander Radulov	18:34	Rangers
4-20-17	Mtl.	Canadiens	5/FR	3-2	Mika Zibanejad	14:22	Rangers
4-29-17	Ott.	Senators	2/SR	5-6	Jean-Gabriel Pageau	22:54	Senators
5-6-17	Ott.	Senators	5/SR	4-5	Kyle Turris	6:28	Senators

P: Preliminaries; Q: Quarterfinals; FR: First Round; SR: Second Round; DSF: Division Semifinals; DF: Division Finals; CQF: Conference Quarterfinals; CSF: Conference Semifinals; CF: Conference Final; S: Semifinals; F: Finals

\* Goal decided Stanley Cup.

## ALL-TIME PLAYOFF SCORING LIST

	NAME & POSITION	GP	G	A	PTS	PIM
1	Brian Leetch (D)	82	28	61	89	30
2	Mark Messier (C)	70	29	51	80	69
3	Rod Gilbert (RW)	79	34	33	67	43
4	Don Maloney (LW)	85	22	35	57	91
5	Walt Tkaczuk (C)	93	19	32	51	119
6	Steve Vickers (LW)	68	24	25	49	58
7	Derek Stepan (C)	97	19	30	49	24
8	Ron Greschner (D)	84	17	32	49	106
9	Ron Duguay (C)	69	28	19	47	103
10	Anders Hedberg (RW)	58	22	24	46	31
11	Adam Graves (LW)	68	28	16	44	70
12	Brad Park (D)	64	12	32	44	129
13	Derick Brassard (C)	59	18	26	44	30
14	Jean Ratelle (C)	65	9	33	42	12
15	Vic Hadfield (LW)	62	22	19	41	106
16	Ryan McDonagh (D)	96	10	31	41	49
17	Alex Kovalev (RW)	44	16	23	39	42
18	Rick Nash (RW)	73	14	24	38	20
19	Chris Kreider (LW)	77	23	14	37	58
20	Pete Stelmowski (C)	55	18	18	36	75
21	Frank Boucher (C)	54	16	20	36	12
22	Bill Fairbairn (RW)	51	13	21	34	42
23	Dan Girardi (D)	122	6	27	33	36
24	Barry Beck (D)	49	10	22	32	77
25	Mats Zuccarello (RW)	60	11	20	31	46
26	Bobby Rousseau (RW)	38	9	22	31	15
27	James Patrick (D)	63	5	26	31	62
28	Sergei Zubov (D)	32	8	22	30	2
29	Brad Richards (C)	55	12	16	28	14
30	Ted Irvine (LW)	60	10	18	28	102
31	Reijo Ruotsalainen (D)	43	11	16	27	22
32	Phil Esposito (C)	30	11	16	27	33
33	Jaromir Jagr (RW)	23	10	17	27	26
34	Phil Watson (RW)	45	7	20	27	51
35	Mike Gartner (RW)	29	14	12	26	16
36	Pierre Larouche (C)	27	14	12	26	6
37	Carl Hagelin (LW)	73	12	14	26	39
38	Neil Colville (C)	45	7	19	26	32
39	Ryan Callahan (RW)	59	14	10	24	38
40	Bill Cook (RW)	46	13	11	24	70
41	Alex Shibicky (RW)	39	12	12	24	12
42	Bruce MacGregor (C)	51	10	14	24	10
43	Dave Maloney (D)	48	7	17	24	91
44	Mark Pavelich (C)	23	7	17	24	14
45	Eddie Johnstone (RW)	53	13	10	23	83
46	Butch Keeling (LW)	47	12	11	23	34
47	Cecil Dillon (RW)	38	13	9	22	14
48	Martin St. Louis (RW)	44	9	13	22	6
49	Ulf Nilsson (C)	25	8	14	22	27
50	Sergei Nemchinov (LW)	52	7	15	22	18
51	Dale Rolfe (D)	50	5	17	22	59

## ALL-TIME PLAYOFF LEADERS

GAMES PLAYED	
PLAYER	TOTAL
Dan Girardi (D)	122
Marc Staal (D)	104
Derek Stepan (C)	97
Ryan McDonagh (D)	96
Walt Tkaczuk (C)	93
Don Maloney (LW)	85
Ron Greschner (D)	84
Brian Leetch (D)	82
Rod Gilbert (RW)	79
Chris Kreider (LW)	77
Carl Hagelin (LW)	73
Rick Nash (RW)	73
Mark Messier (C)	70
Jeff Beukeboom (D)	70
Ron Duguay (C)	69

GOALS	
Rod Gilbert (RW)	34
Mark Messier (C)	29
Adam Graves (LW)	28
Ron Duguay (C)	28
Brian Leetch (D)	28
Steve Vickers (LW)	24
Chris Kreider (LW)	23
Anders Hedberg (RW)	22
Vic Hadfield (LW)	22
Don Maloney (LW)	22
Walt Tkaczuk (C)	19
Derek Stepan (C)	19
Pete Stelmowski (C)	18
Derick Brassard (C)	18
Ron Greschner (D)	17

ASSISTS	
Brian Leetch (D)	61
Mark Messier (C)	51
Don Maloney (LW)	35
Jean Ratelle (C)	33
Rod Gilbert (RW)	33
Brad Park (D)	32
Ron Greschner (D)	32
Walt Tkaczuk (C)	32
Ryan McDonagh (D)	31
Derek Stepan (C)	30
Dan Girardi (D)	27
James Patrick (D)	26
Derick Brassard (C)	26
Steve Vickers (LW)	25
Anders Hedberg (RW)	24
Rick Nash (RW)	24

PENALTY MINUTES	
Ching Johnson (D)	150
Jeff Beukeboom (D)	147
Ed Hospodar (D)	135
Brad Park (D)	129
Walt Tkaczuk (C)	119
Ron Greschner (D)	106
Vic Hadfield (LW)	106
Ron Duguay (C)	103
Ted Irvine (LW)	102
Troy Mallette (LW)	99
Mark Hardy (D)	94
Mike Allison (RW)	92
Don Maloney (LW)	91
Dave Maloney (D)	91
Joey Kocur (RW)	84
Eddie Johnstone (RW)	83
Kris King (LW)	80

GOALS BY A DEFENSEMAN	
PLAYER	TOTAL
Brian Leetch	28
Ron Greschner	17
Brad Park	12
Reijo Ruotsalainen	11
Barry Beck	10
Ryan McDonagh	10
Babe Pratt	9
Sergei Zubov	8
Dave Maloney	7
Dan Girardi	6
Marc Staal	6
Ott Heller	6

ASSISTS BY A DEFENSEMAN	
Brian Leetch	61
Brad Park	32
Ron Greschner	32
Ryan McDonagh	31
Dan Girardi	27
James Patrick	26
Barry Beck	22
Sergei Zubov	22

POINTS BY A DEFENSEMAN	
Brian Leetch	89
Ron Greschner	49
Brad Park	44
Ryan McDonagh	41
Dan Girardi	33
Barry Beck	32
James Patrick	31
Sergei Zubov	30
Reijo Ruotsalainen	27
Dave Maloney	24
Dale Rolfe	22
Carol Vadnais	21

WINS	
Henrik Lundqvist	61
Mike Richter	41
Ed Giacomin	29
Dave Kerr	17
John Davidson	16
John Vanbiesbrouck	13
Ed Mio	9
Chuck Rayner	9
John Ross Roach	9
Steve Baker	7
Andy Aitkenhead	6
Gilles Villeneuve	5
Lorne Worsley	5

SHUTOUTS	
Henrik Lundqvist	10
Mike Richter	9
Dave Kerr	7
John Ross Roach	5
Andy Aitkenhead	3
Lorne Chabot	2
John Vanbiesbrouck	2

APPEARANCES	
Henrik Lundqvist	128
Mike Richter	76
Ed Giacomin	65
John Vanbiesbrouck	38
Dave Kerr	32
John Davidson	30
John Ross Roach	21

## SINGLE SEASON PLAYOFF LEADERS

GOALS		
PLAYER	YEAR	TOTAL
Mark Messier	1993-94	12
Brian Leetch	1993-94	11
Adam Graves	1993-94	10
Wayne Gretzky	1996-97	10
Steve Larmer	1993-94	9
Alex Kovalev	1993-94	9
Esa Tikkanen	1996-97	9
Derrick Brassard	2014-15	9
Cecil Dillon	1932-33	8
Vic Hadfield	1970-71	8
Phil Esposito	1978-79	8
Ron Duguay	1980-81	8
Anders Hedberg	1980-81	8
Ulf Nilsson	1980-81	8
Pierre Larouche	1985-86	8
Mike Gartner	1991-92	8
Martin St. Louis	2013-14	8

ASSISTS		
Brian Leetch	1993-94	23
Mark Messier	1993-94	18
Sergei Zubov	1993-94	14
Don Maloney	1978-79	13
Ryan McDonagh	2013-14	13
Phil Esposito	1978-79	12
Alex Kovalev	1993-94	12
Bobby Rousseau	1971-72	11
Mike McEwen	1978-79	11
Brian Leetch	1991-92	11
Mark Messier	1994-95	10
Wayne Gretzky	1996-97	10
Jaromir Jagr	2007-08	10
Derrick Brassard	2012-13	10
Derek Stepan	2013-14	10

POINTS		
Brian Leetch	1993-94	34
Mark Messier	1993-94	30
Alex Kovalev	1993-94	21
Don Maloney	1978-79	20
Phil Esposito	1978-79	20
Wayne Gretzky	1996-97	20
Sergei Zubov	1993-94	19
Bobby Rousseau	1971-72	17
Ron Duguay	1980-81	17
Pierre Larouche	1985-86	17
Adam Graves	1993-94	17
Ryan McDonagh	2013-14	17

PENALTY MINUTES		
Ed Hospodar	1980-81	93
Troy Mallette	1989-90	81
Chris Kotsopoulos	1980-81	63
Jeff Beukeboom	1993-94	50
Jeff Beukeboom	1991-92	47
Ching Johnson	1927-28	46
Vic Hadfield	1970-71	46
Gary Doak	1971-72	46
Larry Melnyk	1985-86	46
Dave Maloney	1978-79	45
Wilf Paiement	1985-86	45

POWER PLAY GOALS		
Adam Graves	1995-96	6
Alex Kovalev	1993-94	5
Rod Gilbert	1971-72	4
Ron Greschner	1978-79	4
Robbie Florek	1981-82	4
Pierre Larouche	1985-86	4
Wilf Paiement	1985-86	4
Mike Gartner	1989-90	4
Brian Leetch	1993-94	4

SHORTHANDED GOALS		
Cecil Dillon	1932-33	3
Mac Colville	1939-40	2
Bob Brooke	1985-86	2
Mark Messier	1991-92	2
Carl Hagelin	2013-14	2

GOALS BY A ROOKIE		
Don Maloney	1978-79	7
Mike Ridley	1985-86	6
Steve Vickers	1972-73	5
Lance Nethery	1980-81	5
Chris Kreider	2011-12	5
Chris Kreider	2013-14	5
Reijo Ruotsalainen	1981-82	4
Niklas Sundstrom	1995-96	4
Brandon Dubinsky	2007-08	4
Brady Skjei	2016-17	4

POINTS BY A ROOKIE		
PLAYER	YEAR	TOTAL
Don Maloney	1978-79	20
Mike Ridley	1985-86	14
Chris Kreider	2013-14	13
Steve Vickers	1972-73	9
Reijo Ruotsalainen	1981-82	9
Tony Amonte	1991-92	9
Lance Nethery	1980-81	8
Peter Wallin	1980-81	8
Brandon Dubinsky	2007-08	8
Mikko Leinonen	1981-82	7
Kelly Miller	1985-86	7
Darren Turcotte	1989-90	7
Niklas Sundstrom	1995-96	7
Chris Kreider	2011-12	7
Kevin Hayes	2014-15	7

GOALS BY A DEFENSEMAN		
Brian Leetch	1993-94	11
Ron Greschner	1978-79	7
Brian Leetch	1994-95	6
Barry Beck	1980-81	5
Sergei Zubov	1993-94	5
Brad Park	1971-72	4
Dale Rolfe	1971-72	4
Brad Park	1973-74	4
Ron Greschner	1980-81	4
Reijo Ruotsalainen	1981-82	4
Reijo Ruotsalainen	1982-83	4
Brian Leetch	1991-92	4
Ryan McDonagh	2013-14	4
Brady Skjei	2016-17	4

POINTS BY A DEFENSEMAN		
Brian Leetch	1993-94	34
Sergei Zubov	1993-94	19
Ryan McDonagh	2013-14	17
Brian Leetch	1991-92	15
Brian Leetch	1994-95	14
Mike McEwen	1978-79	13
Barry Beck	1980-81	13
Brad Park	1973-74	12
Ron Greschner	1978-79	12
Ron Greschner	1980-81	12
Dan Girardi	2011-12	12
Brad Park	1971-72	11
Carol Vadnais	1978-79	11
James Patrick	1989-90	11
Sergei Zubov	1994-95	11
Keith Yandle	2014-15	11

WINS		
Mike Richter	1993-94	16
Henrik Lundqvist	2013-14	13
John Davidson	1978-79	11
Henrik Lundqvist	2014-15	11
Henrik Lundqvist	2011-12	10
Mike Richter	1996-97	9
Dave Kerr	1939-40	8
John Vanbiesbrouck	1985-86	8
Chuck Rayner	1949-50	7
Ed Giacomin	1970-71	7
Ed Giacomin	1973-74	7
Steve Baker	1980-81	7
Andy Aitkenhead	1932-33	6
Dave Kerr	1936-37	6
Ed Giacomin	1971-72	6
Henrik Lundqvist	2006-07	6
Henrik Lundqvist	2016-17	6

SHUTOUTS		
Dave Kerr	1936-37	4
Mike Richter	1993-94	4
John Ross Roach	1928-29	3
Dave Kerr	1939-40	3
Mike Richter	1996-97	3
Henrik Lundqvist	2011-12	3

APPEARANCES		
Henrik Lundqvist	2013-14	25
Mike Richter	1993-94	23
Henrik Lundqvist	2011-12	20
Henrik Lundqvist	2014-15	19
John Davidson	1978-79	18
John Vanbiesbrouck	1985-86	16
Mike Richter	1996-97	15
Steve Baker	1980-81	14
Ed Giacomin	1973-74	13
Dave Kerr	1939-40	12
Chuck Rayner	1949-50	12
Ed Giacomin	1970-71	12
Henrik Lundqvist	2012-13	12
Henrik Lundqvist	2016-17	12
Mike Richter	1995-96	11



## STANLEY CUP WINNING GOALS

BY RANGERS		
YEAR	PLAYER, OPPONENT	LOCATION
1928	Frank Boucher vs. Montreal Maroons	at Montreal
1933	Bill Cook vs. Toronto Maple Leafs	at Toronto
1940	Bryan Hextall vs. Toronto Maple Leafs	at Toronto
1994	Mark Messier vs. Vancouver Canucks	at Madison Square Garden

AGAINST RANGERS		
YEAR	PLAYER, TEAM	LOCATION
1929	Bill Carson — Boston Bruins	at Madison Square Garden
1932	Ace Bailey — Toronto Maple Leafs	at Toronto
1937	Marty Barry — Detroit Red Wings	at Detroit
1950	Pete Babando — Detroit Red Wings	at Detroit
1972	Bobby Orr — Boston Bruins	at Madison Square Garden
1979	Jacques Lemaire — Montreal Canadiens	at Montreal
2014	Alec Martinez — Los Angeles Kings	at Los Angeles

## ALL-TIME PLAYOFF HAT TRICKS

Frank Boucher	vs. Toronto, 4/9/32 at Toronto, Finals Game 3, 6-4 Maple Leafs, Opposing Goalie: Lorne Chabot.
Bryan Hextall	vs. Toronto, 4/3/40 at New York, Finals Game 2, 6-2 Rangers, Opposing Goalie: Turk Broda.
Pentti Lund	vs. Montreal, 4/2/50 at New York, Semifinals Game 3, 4-1 Rangers, Opposing Goalie: Bill Durnan.
Vic Hadfield	vs. Chicago, 4/22/71 at New York, Semifinals Game 3, 4-1 Rangers, Opposing Goalie: Tony Esposito.
Steve Vickers	vs. Boston, 4/10/73 at Boston, Quarterfinals Game 5, 6-3 Rangers, Opposing Goalies: Ross Brooks & Eddie Johnston.
Ron Duguay	vs. Philadelphia, 4/20/80 at New York, Quarterfinals Game 4, 4-2 Rangers, Opposing Goalie: Pete Peeters.
Mike Gartner	vs. Islanders, 4/13/90 at New York, Division Semifinals Game 5, 6-5 Rangers, Opposing Goalies: Mark Fitzpatrick and Glenn Healy.
Bernie Nicholls	vs. Washington, 4/19/90 at New York, Division Finals Game 1, 7-3 Rangers, Opposing Goalie: Mike Liut.
Mike Gartner	vs. New Jersey, 4/27/92 at New York, Division Semifinals Game 5, 8-5 Rangers, Opposing Goalie: Chris Terrerri.
Mark Messier	vs. New Jersey, 5/25/94 at New Jersey, Conference Finals Game 6, 4-2 Rangers, Opposing Goalie: Martin Brodeur (Empty Net).
Brian Leetch	vs. Philadelphia, 5/22/95 at Philadelphia, Conference Semifinals Game 2, 4-3 Flyers, Opposing Goalie: Ron Hextall.
Wayne Gretzky	vs. Florida, 4/23/97 at New York, Conference Quarterfinals Game 4, 3-2 Rangers, Opposing Goalie: John Vanbiesbrouck.
Wayne Gretzky	vs. Philadelphia, 5/18/97 at Philadelphia, Conference Finals Game 2, 5-4 Rangers, Opposing Goalie: Garth Snow.
Michael Nylander	vs. Atlanta, 4/17/07 at New York, Conference Quarterfinals Game 3, 7-0 Rangers, Opposing Goalie: Kari Lehtonen.
Derick Brassard	vs. Tampa Bay, 5/26/15 at Tampa Bay, Conference Final Game 6, 7-3 Rangers, Opposing Goalie: Ben Bishop (Empty Net).

## ALL-TIME PLAYOFF HAT TRICKS AGAINST

Busher Jackson	4/5/32 at New York, Finals Game 1, 6-4 Maple Leafs, Goalie: John Ross Roach.
Maurice Richard	3/20/56 at Montreal, Semifinals Game 1, 7-1 Canadiens, Goalie: Gump Worsley.
Bernie Geoffrion	3/30/57 at Montreal, Semifinals Game 3, 8-3 Canadiens, Goalie: Gump Worsley.
Jerry Toppazzini	4/5/58 at Boston, Semifinals Game 6, 8-2 Boston, Goalie: Gump Worsley.
Phil Esposito	4/8/70 at Boston, Quarterfinals Game 1, 8-2 Boston, Goalie: Ed Giacomin.
Ken Hodge	4/30/72 at Boston, Finals Game 1, 6-5 Boston, Goalie: Ed Giacomin.
Yvan Cournoyer	4/11/74 at Montreal, Quarterfinals Game 2, 4-1 Canadiens, Goalie: Ed Giacomin.
Duane Sutter	4/15/83 at Long Island, Division Semifinals Game 2, 5-0 Islanders, Goalie: Glen Hanlon.
Tim Kerr	4/13/85 at New York, Division Semifinals Game 3, 6-5 Flyers, Goalie: Glen Hanlon.
Peter Zezel	4/13/86 at New York, Division Semifinals Game 4, 7-1 Flyers, Goalie: John Vanbiesbrouck.
John Druce	4/21/90 at New York, Division Finals Game 2, 6-3 Capitals, Goalie: John Vanbiesbrouck (Empty Net).
Ron Francis	5/9/92 at Pittsburgh, Division Finals Game 4, 5-4 Penguins, Goalies: John Vanbiesbrouck & Mike Richter.
Joe Sakic	5/6/95 at Quebec, Conference Quarterfinals Game 1, 5-4 Nordiques, Goalie: Mike Richter.
John LeClair	5/21/95 at Philadelphia, Conference Semifinals Game 1, 5-4 Flyers, Goalie: Mike Richter.
Jaromir Jagr	5/11/96 at Pittsburgh, Conference Semifinals Game 5, 7-3 Penguins, Goalie: Mike Richter.
Mario Lemieux	5/11/96 at Pittsburgh, Conference Semifinals Game 5, 7-3 Penguins, Goalie: Mike Richter.
Eric Lindros	5/20/97 at New York, Conference Finals Game 3, 6-3 Flyers, Goalie: Mike Richter (Empty Net).
John Madden	4/24/06 at New Jersey, Conference Quarterfinals Game 2, 4-1 Devils, Goalie: Kevin Weekes.
Wayne Simmonds	4/29/14 at Philadelphia, First Round Game 6, 5-2 Flyers, Goalie: Henrik Lundqvist.
Rene Bourque	5/27/14 at Montreal, Conference Final Game 5, 7-4 Canadiens, Goalies: Henrik Lundqvist & Cam Talbot.
Tyler Johnson	5/18/15 at New York, Conference Final Game 2, 6-2 Lightning, Goalie: Henrik Lundqvist.
Patric Hornqvist	4/13/16 at Pittsburgh, First Round Game 1, 5-2 Penguins, Goalies: Henrik Lundqvist & Antti Raanta (Empty Net).
Jean-Gabriel Pageau	4/29/17 at Ottawa, Second Round Game 2, 6-5 Senators, Goalie: Henrik Lundqvist.

## RANGERS YEAR-BY-YEAR PLAYOFF SCORING

1926-27	GP	G	A	PTS	PIM
Bill Cook	2	1	0	1	6
Taffy Abel	2	0	1	1	8
Frank Boucher	2	0	0	0	4
Leo Bourgeault	2	0	0	0	4
Stan Brown	2	0	0	0	0
Lorne Chabot	2	0	0	0	0
Bun Cook	2	0	0	0	6
Ching Johnson	2	0	0	0	8
Reg Mackey	1	0	0	0	0
Murray Murdoch	2	0	0	0	0
Paul Thompson	2	0	0	0	0

1927-28	GP	G	A	PTS	PIM
Frank Boucher	9	7	3	10	2
Bill Cook	9	2	3	5	26
Bun Cook	9	2	1	3	10
Murray Murdoch	9	2	1	3	12
Ching Johnson	9	1	1	2	46
Taffy Abel	9	1	0	1	14
Alex Gray	9	1	0	1	0
Leo Bourgeault	9	0	0	0	8
Bill Boyd	9	0	0	0	4
Patsy Callighen	9	0	0	0	0
Lorne Chabot	6	0	0	0	0
Joe Miller	3	0	0	0	0
Lester Patrick	1	0	0	0	0
Paul Thompson	8	0	0	0	30

1928-29	GP	G	A	PTS	PIM
Butch Keeling	6	3	0	3	2
Paul Thompson	6	0	2	2	6
Frank Boucher	6	1	0	1	0
Bun Cook	6	1	0	1	12
Taffy Abel	6	0	0	0	8
Leo Bourgeault	6	0	0	0	0
Bill Boyd	1	0	0	0	0
Gerry Carson	5	0	0	0	0
Bill Cook	6	0	0	0	6
Leroy Goldsworthy	1	0	0	0	0
Ching Johnson	6	0	0	0	26
Murray Murdoch	6	0	0	0	2
Russell Oatman	4	0	0	0	0
John Ross Roach	6	0	0	0	0
Sparky Vail	6	0	0	0	2

1929-30	GP	G	A	PTS	PIM
Murray Murdoch	4	3	0	3	6
Butch Keeling	4	0	3	3	8
Bun Cook	4	2	0	2	2
Frank Boucher	3	1	1	2	0
Leo Bourgeault	3	1	1	2	6
Bill Cook	4	0	1	1	11
Leroy Goldsworthy	4	0	0	0	2
Ching Johnson	4	0	0	0	14
Leo Quenneville	3	0	0	0	0
Bill Regan	4	0	0	0	0
Leo Reise	4	0	0	0	16
John Ross Roach	4	0	0	0	0
Ralph Taylor	4	0	0	0	10
Paul Thompson	4	0	0	0	2
Sparky Vail	4	0	0	0	0

1930-31	GP	G	A	PTS	PIM
Bill Cook	4	3	0	3	4
Paul Thompson	4	3	0	3	2
Butch Keeling	4	1	1	2	0
Frank Boucher	4	0	2	2	0
Murray Murdoch	4	0	2	2	0
Ching Johnson	4	1	0	1	17
Cecil Dillon	4	0	1	1	2
Bun Cook	4	0	0	0	2
Joe Jerwa	4	0	0	0	4
Bud Maracle	4	0	0	0	0
Frank Peters	4	0	0	0	2
Bill Regan	4	0	0	0	2
John Ross Roach	4	0	0	0	0

1931-32	GP	G	A	PTS	PIM
Frank Boucher	7	3	6	9	0
Bun Cook	7	6	2	8	12
Bill Cook	7	3	3	6	2
Ott Heller	7	3	1	4	8
Cecil Dillon	7	2	1	3	4
Butch Keeling	7	2	1	3	12
Earl Seibert	7	1	2	3	14

1931-32 (CONT'D)	GP	G	A	PTS	PIM
Ching Johnson	7	2	0	2	24
Murray Murdoch	7	0	2	2	2
Doug Brennan	7	1	0	1	10
Art Somers	7	0	1	1	8
Vic Desjardins	7	0	0	0	0
Dutch Gainer	7	0	0	0	2
Hib Mills	7	0	0	0	0
John Ross Roach	7	0	0	0	0

1932-33	GP	G	A	PTS	PIM
Cecil Dillon	8	8	2	10	6
Murray Murdoch	8	3	4	7	2
Bill Cook	8	3	2	5	4
Art Somers	8	1	4	5	8
Frank Boucher	8	2	2	4	6
Ott Heller	8	3	0	3	10
Bun Cook	8	2	0	2	4
Oscar Asmundson	8	0	2	2	4
Butch Keeling	8	0	2	2	8
Ching Johnson	8	1	0	1	14
Earl Seibert	8	1	0	1	14
Babe Siebert	8	1	0	1	12
Andy Aitkenhead	8	0	0	0	0
Doug Brennan	8	0	0	0	11
Gord Pettinger	8	0	0	0	0

1933-34	GP	G	A	PTS	PIM
Vic Ripley	2	1	0	1	4
Cecil Dillon	2	0	1	1	2
Andy Aitkenhead	2	0	0	0	0
Oscar Asmundson	1	0	0	0	0
Frank Boucher	2	0	0	0	0
Doug Brennan	1	0	0	0	0
Bill Cook	2	0	0	0	2
Bun Cook	2	0	0	0	2
Danny Cox	2	0	0	0	0
Duke Dukowski	2	0	0	0	0
Ott Heller	2	0	0	0	0
Ching Johnson	2	0	0	0	4
Butch Keeling	2	0	0	0	0
Murray Murdoch	2	0	0	0	0
Earl Seibert	2	0	0	0	4
Art Somers	2	0	0	0	0

1934-35	GP	G	A	PTS	PIM
Lynn Patrick	4	2	2	4	0
Cecil Dillon	4	2	1	3	0
Butch Keeling	4	2	1	3	0
Bill Cook	4	1	2	3	7
Frank Boucher	4	0	3	3	0
Bun Cook	4	2	0	2	0
Murray Murdoch	4	0	2	2	4
Bert Connelly	4	1	0	1	0
Ott Heller	4	0	1	1	4
Charlie Mason	4	0	1	1	0
Ching Johnson	4	0	0	0	2
Dave Kerr	4	0	0	0	0
Bill MacKenzie	3	0	0	0	0
Earl Seibert	4	0	0	0	6
Art Somers	2	0	0	0	2
Harold Starr	4	0	0	0	2

1936-37	GP	G	A	PTS	PIM
Neil Colville	9	3	3	6	0
Butch Keeling	9	3	2	5	2
Frank Boucher	9	2	3	5	0
Alex Shibicky	9	1	4	5	0
Babe Pratt	9	3	1	4	11
Lynn Patrick	9	3	0	3	2
Mac Colville	9	1	2	3	2
Art Coulter	9	0	3	3	15
Cecil Dillon	9	0	3	3	0
Joe Cooper	9	1	1	2	12
Murray Murdoch	9	1	1	2	0
Phil Watson	9	0	2	2	9
Ching Johnson	9	0	1	1	4
Ott Heller	9	0	0	0	11
Dave Kerr	9	0	0	0	0

1937-38	GP	G	A	PTS	PIM
Bryan Hextall	3	2	0	2	0
Alex Shibicky	3	2	0	2	2
Clint Smith	3	2	0	2	0
Mac Colville	3	0	2	2	0
Phil Watson	3	0	2	2	0

# RANGERS YEAR-BY-YEAR PLAYOFF SCORING

1937-38 (CONT'D)	GP	G	A	PTS	PIM
Cecil Dillon	3	1	0	1	0
Neil Colville	3	0	1	1	0
Ott Heller	3	0	1	1	2
Butch Keeling	3	0	1	1	2
Lynn Patrick	3	0	1	1	2
Joe Cooper	3	0	0	0	4
Dutch Hiller	1	0	0	0	0
Dave Kerr	3	0	0	0	0
Larry Molyneaux	3	0	0	0	8
Muzz Patrick	3	0	0	0	2
Babe Pratt	2	0	0	0	2

1938-39	GP	G	A	PTS	PIM
Alex Shibicky	7	3	1	4	2
Mac Colville	7	1	2	3	4
Babe Pratt	7	1	2	3	9
Clint Smith	7	1	2	3	0
Bill Carse	6	1	1	2	0
Art Coulter	7	1	1	2	6
Lynn Patrick	7	1	1	2	0
Phil Watson	7	1	1	2	7
Neil Colville	7	0	2	2	2
Dutch Hiller	7	1	0	1	9
Muzz Patrick	7	1	0	1	17
Ott Heller	7	0	1	1	10
Bryan Hextall	7	0	1	1	4
George Allen	7	0	0	0	4
Cecil Dillon	1	0	0	0	0
Bert Gardiner	6	0	0	0	0
Dave Kerr	1	0	0	0	0
Larry Molyneaux	7	0	0	0	0

1939-40	GP	G	A	PTS	PIM
Phil Watson	12	3	6	9	16
Neil Colville	12	2	7	9	18
Bryan Hextall	12	4	3	7	11
Alex Shibicky	11	2	5	7	4
Dutch Hiller	12	2	4	6	2
Mac Colville	12	3	2	5	6
Alf Pike	12	3	1	4	6
Babe Pratt	12	3	1	4	18
Lynn Patrick	12	2	2	4	4
Clint Smith	11	1	3	4	2
Muzz Patrick	12	3	0	3	13
Ott Heller	12	0	3	3	12
Kilby MacDonald	12	0	2	2	4
Art Coulter	12	1	0	1	21
Dave Kerr	12	0	0	0	0
Stan Smith	1	0	0	0	0

1940-41	GP	G	A	PTS	PIM
Mac Colville	3	1	1	2	2
Neil Colville	3	1	1	2	0
Babe Pratt	3	1	1	2	6
Phil Watson	3	0	2	2	9
Kilby MacDonald	3	1	0	1	0
Lynn Patrick	3	1	0	1	14
Alex Shibicky	3	1	0	1	2
Ott Heller	3	0	1	1	4
Bryan Hextall	3	0	1	1	0
Alf Pike	3	0	1	1	2
Art Coulter	3	0	0	0	0
Dutch Hiller	3	0	0	0	0
Dave Kerr	3	0	0	0	0
Muzz Patrick	3	0	0	0	2
Clint Smith	3	0	0	0	0

1941-42	GP	G	A	PTS	PIM
Alex Shibicky	6	3	2	5	2
Phil Watson	6	1	4	5	8
Neil Colville	6	0	5	5	6
Mac Colville	6	3	1	4	0
Babe Pratt	6	1	3	4	24
Bryan Hextall	6	1	1	2	4
Alan Kuntz	6	1	0	1	2
Lynn Patrick	6	1	0	1	0
Alf Pike	6	1	0	1	4
Art Coulter	6	0	1	1	4
Bill Juzda	6	0	1	1	4
Grant Warwick	6	0	1	1	2
Ott Heller	6	0	0	0	0
Jim Henry	6	0	0	0	0
Hub Macey	1	0	0	0	0
Clint Smith	5	0	0	0	0

1947-48	GP	G	A	PTS	PIM
Tony Leswick	6	3	2	5	8
Phil Watson	5	2	3	5	2
Edgar Laprade	6	1	4	5	0
Buddy O'Connor	6	1	4	5	0
Bryan Hextall	6	1	3	4	0
Don Raleigh	6	2	0	2	2
Neil Colville	6	1	0	1	6
Eddie Kullman	6	1	0	1	2
Dunc Fisher	1	0	1	1	0
Nick Mickoski	2	0	1	1	0
Fred Shero	6	0	1	1	6
Buck Davies	1	0	0	0	0
Frank Eddolls	2	0	0	0	0
Cal Gardner	5	0	0	0	0
Bill Juzda	6	0	0	0	9
Jean-Paul Lamirande	6	0	0	0	4
Jack Lancien	2	0	0	0	2
Bill Moe	1	0	0	0	0
Chuck Rayner	6	0	0	0	0
Ed Slowinski	4	0	0	0	0
Rene Trudell	5	0	0	0	2

1949-50	GP	G	A	PTS	PIM
Pentti Lund	12	6	5	11	0
Don Raleigh	12	4	5	9	4
Edgar Laprade	12	3	5	8	4
Ed Slowinski	12	2	6	8	6
Allan Stanley	12	2	5	7	10
Buddy O'Connor	12	4	2	6	4
Dunc Fisher	12	3	3	6	14
Tony Leswick	12	2	4	6	12
Nick Mickoski	12	1	5	6	2
Pat Egan	12	3	1	4	6
Gus Kyle	12	1	2	3	30
Alex Kaleta	10	0	3	3	0
Jack Gordon	9	1	1	2	7
Frank Eddolls	11	0	1	1	4
Jack Lancien	4	0	1	1	0
Fred Shero	7	0	1	1	2
Jean-Paul Lamirande	2	0	0	0	0
Jackie McLeod	7	0	0	0	0
Chuck Rayner	12	0	0	0	0
Don Smith	1	0	0	0	0

1955-56	GP	G	A	PTS	PIM
Bill Gadsby	5	1	3	4	4
Jean-Guy Gendron	5	2	1	3	2
Andy Bathgate	5	1	2	3	2
Bronco Horvath	5	1	2	3	4
Danny Lewicki	5	0	3	3	0
Jack Evans	5	1	0	1	18
Andy Heberton	5	1	0	1	2
Wally Hergesheimer	5	1	0	1	0
Dean Prentice	5	1	0	1	2
Harry Howell	5	0	1	1	4
Ron Murphy	5	0	1	1	2
Larry Popein	5	0	1	1	2
Gordie Bell	2	0	0	0	0
Pete Conacher	5	0	0	0	0
Dave Creighton	5	0	0	0	4
Lou Fontinato	4	0	0	0	6
Ivan Irwin	5	0	0	0	8
Gump Worsley	3	0	0	0	2

1956-57	GP	G	A	PTS	PIM
Camille Henry	5	2	3	5	0
Dave Creighton	5	2	2	4	2
Bill Gadsby	5	1	2	3	2
Red Sullivan	5	1	2	3	4
Larry Popein	5	0	3	3	0
Andy Bathgate	5	2	0	2	27
Andy Heberton	5	2	0	2	2
Parker MacDonald	1	1	1	2	0
Dean Prentice	5	0	2	2	4
Harry Howell	5	1	0	1	6
Jack Evans	5	0	1	1	4
Jean-Guy Gendron	5	0	1	1	6
Danny Lewicki	5	0	1	1	2
Larry Cahan	3	0	0	0	2
Gerry Foley	3	0	0	0	0
Lou Fontinato	5	0	0	0	7
Ron Murphy	5	0	0	0	0
Gump Worsley	5	0	0	0	0

# RANGERS YEAR-BY-YEAR PLAYOFF SCORING

1957-58	GP	G	A	PTS	PIM
Andy Bathgate	6	5	3	8	6
Dave Creighton	6	3	3	6	2
Andy Hobenton	6	2	3	5	4
Camille Henry	6	1	4	5	5
Dean Prentice	6	1	3	4	4
Parker MacDonald	6	1	2	3	2
Bill Gadsby	6	0	3	3	4
Hank Ciesla	6	0	2	2	0
Jean-Guy Gendron	6	1	0	1	11
Harry Howell	6	1	0	1	8
Larry Popein	6	1	0	1	4
Gerry Foley	6	0	1	1	2
Lou Fontinato	6	0	1	1	6
Larry Cahan	5	0	0	0	4
Jack Evans	6	0	0	0	17
Danny Lewicki	6	0	0	0	6
Red Sullivan	1	0	0	0	0
Gump Worsley	6	0	0	0	0

1961-62	GP	G	A	PTS	PIM
Earl Ingarfield	6	3	2	5	2
Dave Balon	6	2	3	5	2
Rod Gilbert	4	2	3	5	4
Jean-Guy Gendron	6	3	1	4	2
Johnny Wilson	6	2	2	4	4
Andy Bathgate	6	1	2	3	4
Andy Hobenton	6	1	2	3	0
Dean Prentice	3	0	2	2	0
Ken Schinkel	2	1	0	1	0
Ted Hampson	6	0	1	1	0
Doug Harvey	6	0	1	1	2
Harry Howell	6	0	1	1	8
Albert Langlois	6	0	1	1	2
Larry Cahan	6	0	0	0	10
Vic Hadfield	4	0	0	0	2
Pat Hannigan	4	0	0	0	2
Camille Henry	5	0	0	0	0
Irv Spencer	1	0	0	0	2
Gump Worsley	6	0	0	0	0

1966-67	GP	G	A	PTS	PIM
Rod Gilbert	4	2	2	4	6
Bob Nevin	4	0	3	3	2
Bernie Geoffrion	4	2	0	2	0
Reggie Fleming	4	0	2	2	11
Orland Kurtenbach	3	0	2	2	0
Phil Goyette	4	1	0	1	0
Vic Hadfield	4	1	0	1	17
Earl Ingarfield	4	1	0	1	2
Jim Neilson	4	1	0	1	0
Red Berenson	4	0	1	1	2
Don Marshall	4	0	1	1	2
Ken Schinkel	4	0	1	1	0
Arnie Brown	4	0	0	0	6
Ed Giacomin	4	0	0	0	0
Wayne Hillman	4	0	0	0	2
Harry Howell	4	0	0	0	4
Al MacNeil	4	0	0	0	2
Jean Ratelle	4	0	0	0	2

1967-68	GP	G	A	PTS	PIM
Rod Gilbert	6	5	0	5	4
Jean Ratelle	6	0	4	4	2
Don Marshall	6	2	1	3	0
Vic Hadfield	6	1	2	3	6
Bob Nevin	6	0	3	3	4
Rod Seiling	6	1	1	2	4
Ron Stewart	6	1	1	2	2
Reggie Fleming	6	0	2	2	4
Jim Neilson	6	0	2	2	4
Harry Howell	6	1	0	1	0
Orland Kurtenbach	6	1	0	1	26
Arnie Brown	6	0	1	1	8
Bernie Geoffrion	1	0	1	1	0
Phil Goyette	6	0	1	1	4
Ed Giacomin	6	0	0	0	0
Camille Henry	6	0	0	0	0
Dennis Hextall	2	0	0	0	0
Wayne Hillman	2	0	0	0	0
Larry Jeffrey	3	0	0	0	0

1968-69	GP	G	A	PTS	PIM
Vic Hadfield	4	2	1	3	2
Jim Neilson	4	0	3	3	5
Bob Nevin	4	0	2	2	0

1968-69 (CONT'D)	GP	G	A	PTS	PIM
Brad Park	4	0	2	2	7
Dave Balon	4	1	0	1	0
Rod Gilbert	4	1	0	1	2
Don Marshall	4	1	0	1	0
Jean Ratelle	4	1	0	1	0
Rod Seiling	4	1	0	1	2
Arnie Brown	4	0	1	1	0
Ron Stewart	4	0	1	1	0
Walt Tkaczuk	4	0	1	1	6
Reggie Fleming	3	0	0	0	7
Ed Giacomin	3	0	0	0	5
Phil Goyette	3	0	0	0	0
Al Hamilton	1	0	0	0	0
Harry Howell	2	0	0	0	0
Larry Jeffrey	4	0	0	0	2
Gilles Villemure	1	0	0	0	0

1969-70	GP	G	A	PTS	PIM
Rod Gilbert	6	4	5	9	0
Jack Eggers	5	3	1	4	10
Jean Ratelle	6	1	3	4	0
Arnie Brown	4	0	4	4	9
Walt Tkaczuk	6	2	1	3	17
Ted Irvine	6	1	2	3	8
Orland Kurtenbach	6	1	2	3	24
Brad Park	5	1	2	3	11
Dave Balon	6	1	1	2	32
Tim Horton	6	1	1	2	28
Bob Nevin	6	1	1	2	2
Bill Fairbairn	6	0	1	1	10
Don Luce	5	0	1	1	4
Jim Neilson	6	0	1	1	8
Don Blackburn	1	0	0	0	0
Ab DeMarco	5	0	0	0	2
Ed Giacomin	5	0	0	0	0
Al Hamilton	5	0	0	0	2
Don Marshall	1	0	0	0	0
Terry Sawchuk	3	0	0	0	0
Rod Seiling	2	0	0	0	0
Ron Stewart	6	0	0	0	2

1970-71	GP	G	A	PTS	PIM
Vic Hadfield	12	8	5	13	46
Jean Ratelle	13	2	9	11	8
Rod Gilbert	13	4	6	10	8
Bob Nevin	13	5	3	8	0
Walt Tkaczuk	13	1	5	6	14
Dave Balon	13	3	2	5	4
Pete Stenkowski	13	3	2	5	6
Tim Horton	13	1	4	5	14
Bruce MacGregor	13	0	4	4	2
Brad Park	13	0	4	4	42
Ted Irvine	12	1	2	3	28
Jim Neilson	13	0	3	3	30
Rod Seiling	13	1	0	1	12
Ron Stewart	13	1	0	1	0
Larry Brown	11	0	1	1	0
Dale Rolfe	13	0	1	1	14
Glen Sather	13	0	1	1	18
Jack Eggers	3	0	0	0	2
Bill Fairbairn	4	0	0	0	0
Ed Giacomin	12	0	0	0	2
Gilles Villemure	2	0	0	0	0

1971-72	GP	G	A	PTS	PIM
Bobby Rousseau	16	6	11	17	7
Vic Hadfield	16	7	9	16	22
Rod Gilbert	16	7	8	15	11
Bill Fairbairn	16	5	7	12	11
Pete Stenkowski	16	4	8	12	18
Brad Park	16	4	7	11	21
Walt Tkaczuk	16	4	6	10	35
Ted Irvine	16	4	5	9	19
Bruce MacGregor	16	2	6	8	4
Dale Rolfe	16	4	3	7	16
Rod Seiling	16	1	4	5	10
Gene Carr	16	1	3	4	21
Phil Goyette	13	1	3	4	2
Ron Stewart	8	2	1	3	0
Jim Neilson	10	0	3	3	8
Ab DeMarco	4	0	1	1	0
Jean Ratelle	6	0	1	1	0
Glen Sather	16	0	1	1	22
Steve Andrascik	1	0	0	0	0

# RANGERS YEAR-BY-YEAR PLAYOFF SCORING

1971-72 (CONT'D)	GP	G	A	PTS	PIM
Gary Doak	12	0	0	0	46
Jim Dorey	1	0	0	0	0
Ed Giacomini	10	0	0	0	2
Gilles Villemure	6	0	0	0	0

1972-73	GP	G	A	PTS	PIM
Walt Tkaczuk	10	7	2	9	8
Steve Vickers	10	5	4	9	4
Jean Ratelle	10	2	7	9	0
Bill Fairbairn	10	1	8	9	2
Brad Park	10	2	5	7	8
Rod Gilbert	10	5	1	6	2
Pete Stelmowski	10	4	2	6	6
Bobby Rousseau	10	2	3	5	4
Dale Rolfe	8	0	5	5	6
Vic Hadfield	9	2	2	4	11
Bruce MacGregor	10	2	2	4	2
Ted Irvine	10	1	3	4	20
Jim Neilson	10	0	4	4	2
Ron Harris	10	0	3	3	2
Gene Carr	1	0	1	1	0
Bert Marshall	6	0	1	1	8
Ed Giacomini	10	0	0	0	4
Sheldon Kannegiesser	1	0	0	0	2
Mike Murphy	10	0	0	0	0
Glen Sather	9	0	0	0	7
Gilles Villemure	2	0	0	0	0

1973-74	GP	G	A	PTS	PIM
Pete Stelmowski	13	6	6	12	35
Brad Park	13	4	8	12	38
Dale Rolfe	13	1	8	9	23
Bobby Rousseau	12	1	8	9	4
Bruce MacGregor	13	6	2	8	2
Steve Vickers	13	4	4	8	17
Bill Fairbairn	13	3	5	8	6
Rod Gilbert	13	3	5	8	4
Ted Irvine	13	3	5	8	16
Jean Ratelle	13	2	4	6	0
Walt Tkaczuk	13	0	5	5	22
Ron Harris	11	3	0	3	14
Jerry Butler	12	0	2	2	25
Rod Seiling	13	0	2	2	19
Jack Egers	8	1	0	1	4
Vic Hadfield	6	1	0	1	0
Gilles Marotte	12	0	1	1	6
Jim Neilson	12	0	1	1	4
Ed Giacomini	13	0	0	0	6
Gilles Villemure	1	0	0	0	0

1974-75	GP	G	A	PTS	PIM
Steve Vickers	3	2	4	6	6
Jean Ratelle	3	1	5	6	2
Brad Park	3	1	4	5	2
Bill Fairbairn	3	4	0	4	13
Rod Gilbert	3	1	3	4	2
Walt Tkaczuk	3	1	2	3	5
Jerry Butler	3	1	0	1	16
Ron Harris	3	1	0	1	9
Pete Stelmowski	3	1	0	1	10
Nick Beverley	3	0	1	1	0
Ron Greschner	3	0	1	1	2
Ted Irvine	3	0	1	1	11
Gilles Marotte	3	0	1	1	4
John Bednarski	1	0	0	0	17
Ed Giacomini	2	0	0	0	4
Rick Middleton	3	0	0	0	2
Greg Polis	3	0	0	0	6
Derek Sanderson	3	0	0	0	0
Gilles Villemure	2	0	0	0	0

1977-78	GP	G	A	PTS	PIM
Don Murdoch	3	1	3	4	4
Steve Vickers	3	2	1	3	0
Pat Hickey	3	2	0	2	0
Ron Duguay	3	1	1	2	2
Walt Tkaczuk	3	0	2	2	0
Carol Vadnais	3	0	2	2	16
Wayne Dillon	3	0	1	1	0
Phil Esposito	3	0	1	1	5
Dallas Smith	1	0	1	1	0
Don Awrey	3	0	0	0	6
John Davidson	2	0	0	0	0
Lucien DeBlois	3	0	0	0	2
Dave Farrish	3	0	0	0	0
Nick Fotiu	3	0	0	0	5

1977-78 (CONT'D)	GP	G	A	PTS	PIM
Ron Greschner	3	0	0	0	2
Mark Heaslip	3	0	0	0	0
Dave Maloney	3	0	0	0	11
Mario Marois	1	0	0	0	5
Dan Newman	3	0	0	0	4
Wayne Thomas	1	0	0	0	0

1978-79	GP	G	A	PTS	PIM
Phil Esposito	18	8	12	20	20
Don Maloney	18	7	13	20	19
Mike McEwen	18	2	11	13	8
Ron Greschner	18	7	5	12	16
Don Murdoch	18	7	5	12	12
Walt Tkaczuk	18	4	7	11	10
Carol Vadnais	18	2	9	11	13
Ron Duguay	18	5	4	9	11
Anders Hedberg	18	4	5	9	12
Steve Vickers	18	5	3	8	13
Pat Hickey	18	1	7	8	6
Bobby Sheehan	15	4	3	7	8
Dave Maloney	17	3	4	7	45
Mario Marois	18	0	6	6	29
Pierre Plante	18	0	6	6	20
Eddie Johnstone	17	5	0	5	10
Lucien DeBlois	9	2	0	2	4
Dave Farrish	7	0	2	2	14
John Davidson	18	0	0	0	6
Nick Fotiu	4	0	0	0	6
Ulf Nilsson	2	0	0	0	2

1979-80	GP	G	A	PTS	PIM
Ron Duguay	9	5	2	7	11
Phil Esposito	9	3	3	6	8
Ron Greschner	9	0	6	6	10
Ulf Nilsson	9	0	6	6	2
Anders Hedberg	9	3	2	5	7
Barry Beck	9	1	4	5	6
Steve Vickers	9	2	2	4	4
Don Maloney	9	0	4	4	10
Dave Maloney	8	2	1	3	8
Dean Talafo	5	1	2	3	9
Carol Vadnais	9	1	2	3	6
Mario Marois	9	0	2	2	8
Ed Hospodar	7	1	0	1	42
Ray Markham	7	1	0	1	24
Warren Miller	6	1	0	1	0
Pat Conacher	3	0	1	1	2
Eddie Johnstone	9	0	1	1	25
Walt Tkaczuk	7	0	1	1	2
Tim Bothwell	9	0	0	0	8
Cam Connor	2	0	0	0	2
John Davidson	9	0	0	0	0

1980-81	GP	G	A	PTS	PIM
Ron Duguay	14	8	9	17	16
Anders Hedberg	14	8	8	16	6
Ulf Nilsson	14	8	8	16	23
Barry Beck	14	5	8	13	32
Ron Greschner	14	4	8	12	17
Steve Vickers	12	4	7	11	14
Lance Nethery	14	5	3	8	9
Dean Talafo	14	3	5	8	2
Peter Wallin	14	2	6	8	6
Jere Gillis	14	2	5	7	9
Don Maloney	13	1	6	7	13
Tom Laidlaw	14	1	4	5	18
Mike Allison	14	3	1	4	20
Eddie Johnstone	8	2	2	4	4
Carol Vadnais	14	1	3	4	26
Chris Kotsopoulos	14	0	3	3	63
Ed Hospodar	12	2	0	2	93
Dave Maloney	2	0	2	1	9
Doug Sulliman	3	1	0	1	0
John Hughes	3	0	1	0	6
Steve Baker	14	0	0	0	4
Gary Burns	1	0	0	0	2
Nick Fotiu	2	0	0	0	4
Steve Weeks	1	0	0	0	0

1981-82	GP	G	A	PTS	PIM
Robbie Forek	10	7	4	11	11
Don Maloney	10	5	5	10	10
Reijo Ruotsalainen	10	4	5	9	2
Eddie Johnstone	10	2	6	8	25
Rob McClanahan	10	2	5	7	2

# RANGERS YEAR-BY-YEAR PLAYOFF SCORING

1981-82 (CONT'D)	GP	G	A	PTS	PIM
Mikko Leinonen	7	1	6	7	20
Mike Rogers	9	1	6	7	2
Ron Duguay	10	5	1	6	31
Dave Silk	9	2	4	6	4
Barry Beck	10	1	5	6	14
Mark Pavelich	6	1	5	6	0
Dave Maloney	10	1	4	5	6
Cam Conner	10	4	0	4	4
Mike Allison	10	1	3	4	18
Tom Laidlaw	10	0	3	3	14
Andre Dore	10	1	1	2	16
Nick Fotiu	10	0	2	2	6
Carol Vadnais	10	1	0	1	4
Mike Backman	1	0	0	0	2
Gary Burns	4	0	0	0	0
John Davidson	1	0	0	0	0
Claude Larose	2	0	0	0	0
Eddie Mio	8	0	0	0	0
Steve Weeks	4	0	0	0	5
Tom Youngmans	2	0	0	0	0

1982-83	GP	G	A	PTS	PIM
Anders Hedberg	9	4	8	12	4
Mark Pavelich	9	4	5	9	12
Rob McClanahan	9	2	5	7	12
Dave Maloney	7	1	6	7	10
Reijo Ruotsalainen	9	4	2	6	6
George McPhee	9	3	3	6	2
Barry Beck	9	2	4	6	8
Eddie Johnstone	9	4	1	5	19
Mike Allison	8	0	5	5	10
Mike Backman	9	2	2	4	0
Ron Duguay	9	2	2	4	28
Ron Greschner	8	2	2	4	12
Mikko Leinonen	7	1	3	4	4
Tom Laidlaw	9	1	1	2	10
Rick Chartrow	9	0	2	2	6
Scott Kleinendorst	6	0	2	2	2
Robbie Ftorek	4	1	0	1	0
Nick Fotiu	5	0	1	1	6
Don Maloney	5	0	1	1	0
Kent-Erik Andersson	9	0	0	0	0
Bill Baker	2	0	0	0	0
Pat Conacher	1	0	0	0	0
Glen Hanlon	1	0	0	0	14
Eddie Mio	8	0	0	0	0
Mike Rogers	1	0	0	0	0

1983-84	GP	G	A	PTS	PIM
Mark Pavelich	5	2	4	6	0
Don Maloney	5	1	4	5	0
Pierre Larouche	5	3	1	4	2
Peter Sundstrom	5	1	3	4	0
James Patrick	5	0	3	3	2
Jan Erixon	5	2	0	2	4
Willie Huber	4	1	1	2	9
Reijo Ruotsalainen	5	1	1	2	2
Mikko Leinonen	5	0	2	2	4
Barry Beck	4	1	0	1	6
Ron Greschner	2	1	0	1	2
Anders Hedberg	5	1	0	1	0
Mike Allison	5	0	1	1	6
Kent-Erik Andersson	5	0	1	1	0
Mark Osborne	5	0	1	1	7
Larry Patey	4	0	1	1	6
Bob Brooke	5	0	0	0	7
Glen Hanlon	5	0	0	0	6
Tom Laidlaw	5	0	0	0	8
Dave Maloney	1	0	0	0	2
Steve Richmond	4	0	0	0	12
Mike Rogers	1	0	0	0	0
John Vanbiesbrouck	1	0	0	0	0

1984-85	GP	G	A	PTS	PIM
Don Maloney	3	4	0	4	2
Mike Rogers	3	0	4	4	4
Anders Hedberg	3	2	1	3	2
Ron Greschner	2	0	3	3	12
Mark Pavelich	3	0	3	3	2
Reijo Ruotsalainen	3	2	0	2	6
Tom Laidlaw	3	0	2	2	4
Grant Ledyard	3	0	2	2	4
Tomas Sandstrom	3	0	2	2	0
Willie Huber	2	1	0	1	2
George McPhee	3	1	0	1	7
Barry Beck	3	0	1	1	11

1984-85 (CONT'D)	GP	G	A	PTS	PIM
Bob Brooke	3	0	0	0	8
Jan Erixon	2	0	0	0	2
Glen Hanlon	3	0	0	0	0
Kelly Miller	3	0	0	0	2
Mark Osborne	3	0	0	0	4
Larry Patey	1	0	0	0	0
James Patrick	3	0	0	0	4
Steve Patrick	1	0	0	0	0
Peter Sundstrom	3	0	0	0	0
John Vanbiesbrouck	1	0	0	0	0
Jim Wiemer	1	0	0	0	0

1985-86	GP	G	A	PTS	PIM
Pierre Larouche	16	8	9	17	2
Bob Brooke	16	6	9	15	28
Mike Ridley	16	6	8	14	26
Wilf Paiement	16	5	5	10	45
Tomas Sandstrom	16	4	6	10	20
Reijo Ruotsalainen	16	0	8	8	6
Kelly Miller	16	3	4	7	4
Brian MacLellan	16	2	4	6	15
James Patrick	16	1	5	6	34
Willie Huber	16	3	2	5	16
Mark Osborne	15	2	3	5	26
Ron Greschner	5	3	1	4	11
Don Maloney	16	2	1	3	31
Larry Melnyk	16	1	2	3	46
Mike Allison	16	0	2	2	38
Tom Laidlaw	7	0	2	2	12
John Vanbiesbrouck	16	0	2	2	2
Jim Wiemer	8	1	0	1	6
Bob Crawford	7	0	1	1	8
Jan Erixon	12	0	1	1	4
Kjell Samuelsson	9	0	1	1	8
Glen Hanlon	3	0	0	0	0
Raimo Helminen	2	0	0	0	0
George McPhee	11	0	0	0	32
Peter Sundstrom	1	0	0	0	2
Rob Whistler	3	0	0	0	2

1986-87	GP	G	A	PTS	PIM
Pierre Larouche	6	3	2	5	4
Ron Greschner	6	0	5	5	0
Don Maloney	6	2	1	3	6
James Patrick	6	1	2	3	2
Tomas Sandstrom	6	1	2	3	20
Ron Duguay	6	2	0	2	4
Marcel Dionne	6	1	1	2	2
Jeff Jackson	6	1	1	2	16
Willie Huber	6	0	2	2	6
Jan Erixon	6	1	0	1	0
George McPhee	6	1	0	1	28
Kelly Kisio	4	0	1	1	2
Pat Price	6	0	1	1	27
Terry Carkner	1	0	0	0	0
Jay Caufield	3	0	0	0	12
Lucien DeBlois	2	0	0	0	2
Bob Froese	4	0	0	0	7
Curt Giles	5	0	0	0	6
Stu Kulak	3	0	0	0	2
Tony McKegney	6	0	0	0	12
Larry Melnyk	6	0	0	0	4
Walk Poddubny	6	0	0	0	8
John Vanbiesbrouck	4	0	0	0	2

1988-89	GP	G	A	PTS	PIM
Brian Leetch	4	3	2	5	2
Tomas Sandstrom	4	3	2	5	12
Carey Wilson	4	1	2	3	2
John Ogradnick	3	2	0	2	0
Tony Granato	4	1	1	2	21
Michel Petit	4	0	2	2	27
David Shaw	4	0	2	2	30
Guy Lafleur	4	1	0	1	0
Jan Erixon	4	0	1	1	2
Bob Froese	2	0	1	1	0
Ron Greschner	4	0	1	1	6
Mark Hardy	4	0	1	1	31
Brian Mullen	3	0	1	1	4
Chris Nilan	4	0	1	1	38
James Patrick	4	0	1	1	2
Ulf Dahlen	4	0	0	0	0
Lucien DeBlois	4	0	0	0	4
Kelly Kisio	4	0	0	0	9
Jason Lafreniere	3	0	0	0	17
Mike Richter	1	0	0	0	0

# RANGERS YEAR-BY-YEAR PLAYOFF SCORING

1988-89 (CONT'D)	GP	G	A	PTS	PIM
Lindy Ruff	2	0	0	0	17
Darren Turcotte	1	0	0	0	0
John Vanbiesbrouck	2	0	0	0	0

1989-90	GP	G	A	PTS	PIM
Bernie Nicholls	10	7	5	12	16
James Patrick	10	3	8	11	0
Kelly Kisio	10	2	8	10	8
John Ogrodnick	10	6	3	9	0
Mike Gartner	10	5	3	8	12
Randy Moller	10	1	6	7	32
Darren Turcotte	10	1	6	7	4
Troy Mallette	10	2	2	4	81
Brian Mullen	10	2	2	4	8
Mark Janssens	9	2	1	3	10
Normand Rochefort	10	2	1	3	26
Carey Wilson	10	2	1	3	0
Jeff Bloemberg	7	0	3	3	5
Lindy Ruff	8	0	3	3	12
Paul Broten	6	1	1	2	2
Jan Erixon	10	1	0	1	2
Mark Hardy	3	0	1	1	2
Miloslav Horava	2	0	1	1	0
Kris King	10	0	1	1	38
Chris Nilan	4	0	1	1	19
Ron Greschner	10	0	0	0	16
Kevin Miller	1	0	0	0	0
Mike Richter	6	0	0	0	0
John Vanbiesbrouck	6	0	0	0	4

1990-91	GP	G	A	PTS	PIM
Bernie Nicholls	5	4	3	7	8
Brian Leetch	6	1	3	4	0
Mark Janssens	6	3	0	3	6
Steven Rice	2	2	1	3	6
Jan Erixon	6	1	2	3	0
Corey Millen	6	1	2	3	0
Darren Turcotte	6	1	2	3	0
Kris King	6	2	0	2	36
Mike Gartner	6	1	1	2	0
Tony Amonte	2	0	2	2	2
Joe Cirella	6	0	2	2	26
Joe Kocur	6	0	2	2	21
Randy Moller	6	0	2	2	11
Brian Mullen	5	0	2	2	0
Mark Hardy	6	0	1	1	30
Paul Broten	5	0	0	0	2
Troy Mallette	5	0	0	0	18
John Ogrodnick	4	0	0	0	0
James Patrick	6	0	0	0	6
Mike Richter	6	0	0	0	0
David Shaw	6	0	0	0	11
John Vanbiesbrouck	1	0	0	0	0
Doug Weight	1	0	0	0	0

1991-92	GP	G	A	PTS	PIM
Mike Gartner	13	8	8	16	4
Brian Leetch	13	4	11	15	4
Mark Messier	11	7	7	14	6
Tony Amonte	13	3	6	9	2
Adam Graves	10	5	3	8	22
James Patrick	13	0	7	7	12
Kris King	13	4	1	5	14
Jeff Beukeboom	13	2	3	5	47
Jan Erixon	13	2	3	5	2
Sergei Nemchinov	13	1	4	5	8
Darren Turcotte	8	4	0	4	6
Doug Weight	7	2	2	4	0
Joe Cirella	13	0	4	4	23
Paul Broten	13	1	2	3	10
Randy Gilhen	13	1	2	3	2
Mark Hardy	13	0	3	3	31
Tie Domi	6	1	1	2	32
Joe Kocur	12	1	1	2	38
Jay Wells	13	0	2	2	10
Tim Kerr	8	1	0	1	0
John Ogrodnick	3	0	0	0	0
Mike Richter	7	0	0	0	0
John Vanbiesbrouck	7	0	0	0	0

1993-94	GP	G	A	PTS	PIM
Brian Leetch	23	11	23	34	6
Mark Messier	23	12	18	30	33
Alexei Kovalev	23	9	12	21	18
Sergei Zubov	22	5	14	19	0
Adam Graves	23	10	7	17	24
Steve Larmer	23	9	7	16	14
Brian Noonan	22	4	7	11	17
Stephane Matteau	23	6	3	9	20
Esa Tikkanen	23	4	4	8	34
Sergei Nemchinov	23	2	5	7	6
Glenn Anderson	23	3	3	6	42
Jeff Beukeboom	22	0	6	6	50
Craig MacTavish	23	1	4	5	22
Greg Gilbert	23	1	3	4	8
Alexander Karpovtsev	17	0	4	4	12
Doug Lidster	9	2	0	2	10
Joe Kocur	20	1	1	2	17
Kevin Lowe	22	1	0	1	20
Glenn Healy	2	0	0	0	0
Nick Kypreos	3	0	0	0	2
Ed Olczyk	1	0	0	0	0
Mike Richter	23	0	0	0	2
Jay Wells	23	0	0	0	20

1994-95	GP	G	A	PTS	PIM
Brian Leetch	10	6	8	14	8
Mark Messier	10	3	10	13	8
Alexei Kovalev	10	4	7	11	10
Sergei Zubov	10	3	8	11	2
Pat Verbeek	10	4	6	10	20
Sergei Nemchinov	10	4	5	9	2
Adam Graves	10	4	4	8	8
Petr Nedved	10	3	2	5	6
Steve Larmer	10	2	2	4	6
Nick Kypreos	10	0	2	2	6
Alexander Karpovtsev	8	1	0	1	0
Mark Osborne	7	1	0	1	2
Kevin Lowe	10	0	1	1	12
Stephane Matteau	9	0	1	1	10
Jeff Beukeboom	9	0	0	0	10
Glenn Healy	5	0	0	0	0
Joe Kocur	10	0	0	0	8
Nathan LaFayette	8	0	0	0	2
Troy Loney	1	0	0	0	0
Brian Noonan	5	0	0	0	8
Mattias Norstrom	3	0	0	0	0
Mike Richter	7	0	0	0	0
Jay Wells	10	0	0	0	8

1995-96	GP	G	A	PTS	PIM
Mark Messier	11	4	7	11	16
Pat Verbeek	11	3	6	9	12
Adam Graves	10	7	1	8	4
Jari Kurri	11	3	5	8	2
Niklas Sundstrom	11	4	3	7	4
Alexei Kovalev	11	3	4	7	14
Brian Leetch	11	1	6	7	4
Bruce Driver	11	0	7	7	4
Ulf Samuelsson	11	1	5	6	16
Luc Robitaille	11	1	5	6	8
Sergio Momesso	11	3	1	4	14
Shane Churla	11	2	2	4	14
Kevin Lowe	10	0	4	4	4
Jeff Beukeboom	11	0	3	3	6
Bill Berg	10	1	0	1	0
Doug Lidster	7	1	0	1	6
Alexander Karpovtsev	6	0	1	1	4
Sergei Nemchinov	6	0	1	1	2
Ken Gernander	6	0	0	0	0
Marty McSorley	4	0	0	0	0
Darren Langdon	2	0	0	0	0
Mike Richter	11	0	0	0	0

1996-97	GP	G	A	PTS	PIM
Wayne Gretzky	15	10	10	20	2
Esa Tikkanen	15	9	3	12	26
Mark Messier	15	3	9	12	6
Luc Robitaille	15	4	7	11	4
Brian Leetch	15	2	8	10	6
Russ Courtnall	15	3	4	7	0
Doug Lidster	15	1	5	6	8
Niklas Sundstrom	9	0	5	5	2
Alexander Karpovtsev	13	1	3	4	20
Adam Graves	15	2	1	3	12
Mike Eastwood	15	1	2	3	22
Ulf Samuelsson	15	0	2	2	30



# RANGERS YEAR-BY-YEAR PLAYOFF SCORING

1996-97 (CONTD)	GP	G	A	PTS	PIM
Jeff Beukeboom	15	0	1	1	34
Bruce Driver	15	0	1	1	2
Mike Richter	15	0	1	1	0
Bill Berg	3	0	0	0	2
Eric Cairns	3	0	0	0	0
Shane Churla	15	0	0	0	20
Christian Dube	3	0	0	0	0
Dallas Eakins	4	0	0	0	4
Peter Ferraro	2	0	0	0	0
Pat Flatley	11	0	0	0	14
Ken Gernander	9	0	0	0	0
Darren Langdon	10	0	0	0	2
David Oliver	3	0	0	0	0

2005-06	GP	G	A	PTS	PIM
Blair Betts	4	1	1	2	2
Jed Ortmeyer	4	1	0	1	4
Petr Prucha	4	1	0	1	0
Steve Rucchin	4	1	0	1	0
Ryan Hollweg	4	0	1	1	19
Jaromir Jagr	3	0	1	1	2
Marek Malik	4	0	1	1	6
Michael Nylander	4	0	1	1	0
Michal Rozsival	4	0	1	1	8
Martin Rucinsky	2	0	1	1	2
Fedor Tyutin	4	0	1	1	0
Marcel Hossa	4	0	0	0	6
Darius Kasparaitis	2	0	0	0	0
Henrik Lundqvist	3	0	0	0	0
Dominic Moore	4	0	0	0	2
Colton Orr	1	0	0	0	2
Sandis Ozolinsh	3	0	0	0	6
Tom Poti	4	0	0	0	2
Martin Straka	4	0	0	0	2
Jason Strudwick	3	0	0	0	0
Petr Sykora	4	0	0	0	0
Jason Ward	1	0	0	0	2
Kevin Weekes	1	0	0	0	2
Chad Wiseman	1	0	0	0	2

2006-07	GP	G	A	PTS	PIM
Michael Nylander	10	6	7	13	0
Jaromir Jagr	10	5	6	11	12
Martin Straka	10	2	8	10	2
Brendan Shanahan	10	5	2	7	12
Michal Rozsival	10	3	4	7	10
Sean Avery	10	1	4	5	27
Fedor Tyutin	10	0	5	5	8
Marcel Hossa	10	2	2	4	4
Paul Mara	10	2	2	4	18
Matt Cullen	10	1	3	4	6
Marek Malik	10	1	3	4	10
Karel Rachunek	6	0	4	4	2
Ryan Callahan	10	2	1	3	6
Thomas Pock	4	0	3	3	4
Petr Prucha	10	0	1	1	4
Blair Betts	10	0	0	0	4
Nigel Dawes	1	0	0	0	0
Dan Girardi	10	0	0	0	4
Ryan Hollweg	2	0	0	0	2
Brad Isbister	4	0	0	0	2
Henrik Lundqvist	10	0	0	0	0
Colton Orr	4	0	0	0	12
Jed Ortmeyer	9	0	0	0	2

2007-08	GP	G	A	PTS	PIM
Jaromir Jagr	10	5	10	15	12
Scott Gomez	10	4	7	11	8
Martin Straka	10	3	7	10	16
Brandon Dubinsky	10	4	4	8	12
Sean Avery	8	4	3	7	6
Chris Drury	10	3	3	6	8
Michal Rozsival	10	1	5	6	10
Brendan Shanahan	10	1	4	5	8
Ryan Callahan	10	2	2	4	10
Nigel Dawes	10	2	2	4	0
Marc Staal	10	1	2	3	8
Dan Girardi	10	0	3	3	6
Fedor Tyutin	10	0	3	3	4
Lauri Korpikoski	1	1	0	1	0
Paul Mara	10	0	1	1	20
Fredrik Sjostrom	10	0	1	1	2
Christian Backman	8	0	0	0	12
Blair Betts	8	0	0	0	2
Ryan Hollweg	8	0	0	0	2

2007-08 (CONTD)	GP	G	A	PTS	PIM
Henrik Lundqvist	10	0	0	0	0
Colton Orr	2	0	0	0	0
Petr Prucha	3	0	0	0	0
Jason Strudwick	2	0	0	0	0

2008-09	GP	G	A	PTS	PIM
Scott Gomez	7	2	3	5	4
Brandon Dubinsky	7	1	3	4	18
Nik Antropov	7	2	1	3	6
Markus Naslund	7	1	2	3	10
Ryan Callahan	7	2	0	2	4
Paul Mara	7	1	1	2	8
Sean Avery	6	0	2	2	24
Lauri Korpikoski	7	0	2	2	0
Derek Morris	7	0	2	2	0
Wade Redden	7	0	2	2	0
Chris Drury	6	1	0	1	2
Marc Staal	7	1	0	1	0
Fredrik Sjostrom	7	0	1	1	0
Artem Anisimov	1	0	0	0	0
Blair Betts	6	0	0	0	0
Dan Girardi	7	0	0	0	6
Henrik Lundqvist	7	0	0	0	0
Colton Orr	5	0	0	0	16
Michal Rozsival	7	0	0	0	4
Steve Valiquette	2	0	0	0	0
Aaron Voros	4	0	0	0	14
Nikolai Zherdev	7	0	0	0	2

2010-11	GP	G	A	PTS	PIM
Brandon Dubinsky	5	2	1	3	2
Wojtek Wolski	5	1	2	3	0
Marian Gaborik	5	1	1	2	2
Ruslan Fedotenko	5	0	2	2	4
Bryan McCabe	5	0	2	2	14
Artem Anisimov	5	1	0	1	0
Erik Christensen	5	1	0	1	2
Matt Gilroy	5	1	0	1	2
Vinny Prospal	5	1	0	1	0
Sean Avery	4	0	1	1	12
Chris Drury	5	0	1	1	2
Brandon Prust	5	0	1	1	4
Michael Sauer	5	0	1	1	0
Marc Staal	5	0	1	1	0
Brian Boyle	5	0	0	0	6
Dan Girardi	5	0	0	0	0
Henrik Lundqvist	5	0	0	0	0
Ryan McDonagh	5	0	0	0	4
Derek Stepan	5	0	0	0	2
Mats Zuccarello	1	0	0	0	2

2011-12	GP	G	A	PTS	PIM
Brad Richards	20	6	9	15	8
Dan Girardi	20	3	9	12	2
Marian Gaborik	20	5	6	11	2
Ryan Callahan	20	6	4	10	12
Artem Anisimov	20	3	7	10	4
Michael Del Zotto	20	2	8	10	12
Derek Stepan	20	1	8	9	4
Chris Kreider	18	5	2	7	6
Ruslan Fedotenko	20	2	5	7	8
Brian Boyle	17	3	3	6	15
Marc Staal	20	3	3	6	12
Anton Stralman	20	3	3	6	4
Ryan McDonagh	20	0	4	4	11
Carl Hagelin	17	0	3	3	17
Brandon Prust	19	1	1	2	31
Brandon Dubinsky	9	0	2	2	14
John Mitchell	18	0	1	1	2
Stu Bickel	18	0	0	0	16
Steve Eminger	4	0	0	0	0
Henrik Lundqvist	20	0	0	0	0
Mike Rupp	20	0	0	0	36

# RANGERS YEAR-BY-YEAR PLAYOFF SCORING

2012-13	GP	G	A	PTS	PIM
Derick Brassard	12	2	10	12	2
Mats Zuccarello	12	1	6	7	4
Carl Hagelin	12	3	3	6	0
Derek Stepan	12	4	1	5	2
Brian Boyle	11	3	2	5	2
Ryan Callahan	12	2	3	5	6
Rick Nash	12	1	4	5	0
Dan Girardi	12	2	2	4	2
Taylor Pyatt	12	2	2	4	4
Ryan McDonagh	12	1	3	4	6
Aaron Asham	10	2	0	2	6
Michael Del Zotto	12	1	1	2	8
Chris Kreider	8	1	1	2	0
Steve Eminger	11	0	2	2	4
Brad Richards	10	1	0	1	2
Ryane Clowe	2	0	1	1	0
Derek Dorsett	11	0	1	1	28
Roman Hamrlik	2	0	1	1	2
John Moore	12	0	1	1	2
Micheel Haley	2	0	0	0	0
Henrik Lundqvist	12	0	0	0	0
Kris Newbury	3	0	0	0	2
Darroll Powe	3	0	0	0	0
Marc Staal	1	0	0	0	0
Anton Stralman	10	0	0	0	0

2013-14	GP	G	A	PTS	PIM
Ryan McDonagh	25	4	13	17	8
Martin St. Louis	25	8	7	15	2
Derek Stepan	24	5	10	15	2
Chris Kreider	15	5	8	13	14
Mats Zuccarello	25	5	8	13	20
Carl Hagelin	25	7	5	12	16
Derick Brassard	23	6	6	12	8
Brad Richards	25	5	7	12	4
Benoit Pouliot	25	5	5	10	26
Rick Nash	25	3	7	10	8
Brian Boyle	25	3	5	8	19
Dominic Moore	25	3	5	8	24
Dan Girardi	25	1	6	7	10
Marc Staal	25	1	4	5	6
Anton Stralman	25	0	5	5	4
Kevin Klein	25	1	3	4	6
Daniel Carcillo	8	2	0	2	22
J.T. Miller	4	0	2	2	2
John Moore	21	0	2	2	16
Derek Dorsett	23	0	1	1	19
Jesper Fast	3	0	1	1	0
Henrik Lundqvist	25	0	1	1	0
Raphael Diaz	4	0	0	0	0
Cam Talbot	2	0	0	0	0

2014-15	GP	G	A	PTS	PIM
Derick Brassard	19	9	7	16	20
Rick Nash	19	5	9	14	4
Derek Stepan	19	5	7	12	10
Keith Yandle	19	2	9	11	10
Dan Boyle	19	3	7	10	2
Chris Kreider	19	7	2	9	14
Ryan McDonagh	19	3	6	9	8
J.T. Miller	19	1	7	8	2
Kevin Hayes	19	2	5	7	2
Martin St. Louis	19	1	6	7	4
Jesper Fast	19	3	3	6	2
Carl Hagelin	19	2	3	5	6
Dan Girardi	19	0	4	4	4
Kevin Klein	14	0	4	4	2
Dominic Moore	19	1	2	3	12
James Sheppard	13	1	1	2	8
Mats Zuccarello	5	0	2	2	0
Marc Staal	19	0	1	1	10
Tanner Glass	19	0	1	1	31
Matt Hunwick	6	0	0	0	0
Henrik Lundqvist	19	0	0	0	0

2015-16	GP	G	A	PTS	PIM
Rick Nash	5	2	2	4	4
Derick Brassard	5	1	3	4	0
J.T. Miller	5	0	3	3	4
Brady Skjei	5	0	2	2	2
Marc Staal	5	0	2	2	4
Derek Stepan	5	2	0	2	0
Chris Kreider	5	2	0	2	6
Mats Zuccarello	5	1	1	2	4
Keith Yandle	5	1	0	1	2
Kevin Klein	5	0	1	1	7
Dan Boyle	4	0	1	1	0
Raphael Diaz	1	0	1	1	0
Dominic Moore	5	1	0	1	6
Jesper Fast	5	0	1	1	0
Dan Girardi	2	0	1	1	0
Ryan McDonagh	3	0	0	0	0
Oscar Lindberg	2	0	0	0	2
Eric Staal	5	0	0	0	4
Viktor Stalberg	5	0	0	0	6
Kevin Hayes	3	0	0	0	4
Tanner Glass	4	0	0	0	4
Dylan McIlrath	1	0	0	0	0
Henrik Lundqvist	5	0	0	0	0
Antti Raanta	3	0	0	0	0

2016-17	GP	G	A	PTS	PIM
Mika Zibanejad	12	2	7	9	0
Mats Zuccarello	12	4	3	7	16
Ryan McDonagh	12	2	5	7	12
Michael Grabner	12	4	2	6	0
Jesper Fast	12	3	3	6	0
Derek Stepan	12	2	4	6	4
Brady Skjei	12	4	1	5	10
Rick Nash	12	3	2	5	4
Jimmy Vesey	12	1	4	5	9
Chris Kreider	12	3	1	4	18
Oscar Lindberg	12	3	1	4	2
Nick Holden	11	2	2	4	4
Tanner Glass	7	1	3	4	7
Brendan Smith	12	0	4	4	20
Kevin Hayes	12	0	3	3	4
J.T. Miller	12	0	3	3	21
Dan Girardi	12	0	2	2	2
Pavel Buchnevich	5	0	1	1	0
Kevin Klein	1	0	1	1	0
Marc Staal	12	0	0	0	2
Henrik Lundqvist	12	0	0	0	0

## PLAYOFF GOALTENDING YEAR-BY-YEAR

YEAR	GOALTENDER	GP	W	L	T	GA	GAA	SO
1926-27	Lorne Chabot	2	0	1	1	3	1.50	1
1927-28	Lester Patrick	1	1	0	0	1	1.30	0
	Joe Miller	3	2	1	0	3	1.00	1
	Lorne Chabot	6	2	2	1	8	1.50	1
1928-29	John Ross Roach	6	3	2	1	5	0.77	3
1929-30	John Ross Roach	4	1	2	1	7	1.36	0
1930-31	John Ross Roach	4	2	2	0	4	1.00	1
1931-32	John Ross Roach	7	3	4	0	27	3.38	1
1932-33	Andy Aitkenhead	8	6	1	1	13	1.60	2
1933-34	Andy Aitkenhead	2	0	1	1	2	1.00	1
1934-35	Dave Kerr	4	1	1	2	10	2.50	0
1936-37	Dave Kerr	9	6	3	0	10	1.08	4
1937-38	Dave Kerr	3	1	2	0	8	1.83	0
1938-39	Dave Kerr	1	0	1	0	2	1.01	0
	Bert Gardiner	6	3	3	0	12	1.66	0
1939-40	Dave Kerr	12	8	4	0	20	1.56	3
1940-41	Dave Kerr	3	1	2	0	6	1.88	0
1941-42	Jim Henry	6	2	4	0	13	2.17	1
1947-48	Chuck Rayner	6	2	4	0	17	2.83	0
1949-50	Chuck Rayner	12	7	5	0	29	2.25	1
1955-56	Lorne Worsley	3	0	3	-	14	4.67	0
	Gordie Bell	2	1	1	-	9	4.50	0
1956-57	Lorne Worsley	5	1	4	-	21	3.99	0
1957-58	Lorne Worsley	6	2	4	-	28	4.60	0
1961-62	Lorne Worsley	6	2	4	-	21	3.28	0
1966-67	Ed Giacomin	4	0	4	-	14	3.41	0
1967-68	Ed Giacomin	6	2	4	-	18	3.00	0
1968-69	Ed Giacomin	3	0	3	-	10	3.33	0
	Gilles Villemure	1	0	1	-	4	4.00	0
1969-70	Ed Giacomin	5	2	3	-	19	4.07	0
	Terry Sawchuk	3	0	1	-	6	4.50	0
1970-71	Ed Giacomin	12	7	5	-	28	2.21	0
	Gilles Villemure	2	0	1	-	6	4.50	0
1971-72	Ed Giacomin	10	6	4	-	27	2.70	0
	Gilles Villemure	6	4	2	-	14	2.33	0
1972-73	Ed Giacomin	10	5	4	-	23	2.56	1
	Gilles Villemure	2	0	1	-	2	1.97	0
1973-74	Ed Giacomin	13	7	6	-	37	2.82	0
	Gilles Villemure	1	0	0	-	0	0.00	0
1974-75	Ed Giacomin	2	0	2	-	4	2.79	0
	Gilles Villemure	2	1	0	-	6	3.83	0
1977-78	John Davidson	2	1	1	-	7	3.44	0
	Wayne Thomas	1	0	1	-	4	4.00	0
1978-79	John Davidson	18	11	7	-	42	2.28	1
1979-80	John Davidson	9	4	5	-	21	2.33	0

## PLAYOFF GOALTENDING YEAR-BY-YEAR

YEAR	GOALTENDER	GP	W	L	T	GA	GAA	SO
1980-81	Steve Baker	14	7	7	-	55	4.00	0
	Steve Weeks	1	0	0	-	1	4.29	0
1981-82	John Davidson	1	0	0	-	3	5.45	0
	Ed Mio	8	4	3	-	28	3.79	0
	Steve Weeks	4	1	2	-	9	4.25	0
1982-83	Glen Hanlon	1	0	1	-	5	5.00	0
	Ed Mio	8	5	3	-	32	4.00	0
1983-84	Glen Hanlon	5	2	3	-	13	2.53	1
	John Vanbiesbrouck	1	0	0	-	0	0.00	0
1984-85	Glen Hanlon	3	0	3	-	14	5.00	0
	John Vanbiesbrouck	1	0	0	-	0	0.00	0
1985-86	John Vanbiesbrouck	16	8	8	-	49	3.28	1
	Glen Hanlon	3	0	0	-	6	4.80	0
1986-87	Bob Froese	4	1	1	-	10	3.64	0
	John Vanbiesbrouck	4	1	3	-	11	3.38	1
1988-89	Bob Froese	2	0	2	-	8	6.67	0
	Mike Richter	1	0	1	-	4	4.14	0
	John Vanbiesbrouck	2	0	1	-	6	3.36	0
	Mike Richter	6	3	2	-	19	3.45	0
1989-90	John Vanbiesbrouck	6	2	3	-	15	3.02	0
	Mike Richter	6	2	4	-	14	2.68	1
	John Vanbiesbrouck	1	0	0	-	1	1.15	0
1991-92	John Vanbiesbrouck	7	2	5	-	23	3.75	0
	Mike Richter	7	4	2	-	24	3.50	1
1993-94	Mike Richter	23	16	7	-	49	2.07	4
	Glenn Healy	2	0	0	-	1	0.88	0
1994-95	Mike Richter	7	2	5	-	23	3.59	0
	Glenn Healy	5	2	1	-	13	3.39	0
1995-96	Mike Richter	11	5	6	-	36	3.27	0
1996-97	Mike Richter	15	9	6	-	33	2.11	3
2005-06	Henrik Lundqvist	3	0	3	-	13	4.41	0
	Kevin Weekes	1	0	1	-	4	4.00	0
2006-07	Henrik Lundqvist	10	6	4	-	22	2.07	1
2007-08	Henrik Lundqvist	10	5	5	-	26	2.57	1
2008-09	Henrik Lundqvist	7	3	4	-	19	3.00	1
	Steve Valiquette	2	0	0	-	0	0.00	0
2010-11	Henrik Lundqvist	5	1	4	-	13	2.25	0
2011-12	Henrik Lundqvist	20	10	10	-	38	1.82	3
2012-13	Henrik Lundqvist	12	5	7	-	27	2.14	2
2013-14	Henrik Lundqvist	25	13	11	-	54	2.14	1
	Cam Talbot	2	0	1	-	2	2.61	0
2014-15	Henrik Lundqvist	19	11	8	-	41	2.11	0
2015-16	Henrik Lundqvist	5	1	3	-	15	4.39	0
	Antti Raanta	3	0	1	-	4	2.56	0
2016-17	Henrik Lundqvist	12	6	6	-	29	2.25	1

## ALL-TIME PLAYOFF SHUTOUTS

<b>Lorne Chabot</b>	vs. Boston Bruins, 4/2/27 at Boston, Semifinals Game 1, 0-0.
<b>Lorne Chabot</b>	vs. Pittsburgh Pirates, 3/27/28 at Madison Square Garden, Quarterfinals Game 1, 4-0.
<b>Joe Miller</b>	vs. Montreal Maroons, 4/12/28 at Montreal, Finals Game 4, 1-0.
<b>John Ross Roach</b>	vs. New York Americans, 3/19/29 at Madison Square Garden*, Quarterfinals Game 1, 0-0. *Rangers were road team
<b>John Ross Roach</b>	vs. New York Americans, 3/21/29 at Madison Square Garden, Quarterfinals Game 2, 1-0.
<b>John Ross Roach</b>	vs. Toronto Maple Leafs, 3/24/29 at Madison Square Garden, Semifinals Game 1, 1-0.
<b>John Ross Roach</b>	vs. Montreal Maroons, 3/26/31 at Montreal, Quarterfinals Game 2, 3-0.
<b>John Ross Roach</b>	vs. Montreal Canadiens, 3/27/32 at Madison Square Garden, Semifinals Game 3, 1-0.
<b>Andy Aitkenhead</b>	vs. Detroit Red Wings, 3/30/33 at Madison Square Garden, Semifinals Game 1, 2-0.
<b>Andy Aitkenhead</b>	vs. Toronto Maple Leafs, 4/13/33 at Toronto, Finals Game 4, 1-0.
<b>Andy Aitkenhead</b>	vs. Montreal Maroons, 3/20/34 at Montreal, Quarterfinals Game 1, 0-0.
<b>Dave Kerr</b>	vs. Toronto Maple Leafs, 3/23/37 at Toronto, Quarterfinals Game 1, 3-0.
<b>Dave Kerr</b>	vs. Montreal Maroons, 4/1/37 at Madison Square Garden, Semifinals Game 1, 1-0.
<b>Dave Kerr</b>	vs. Montreal Maroons, 4/3/37 at Montreal, Semifinals Game 2, 4-0.
<b>Dave Kerr</b>	vs. Detroit Red Wings, 4/11/37 at Detroit, Finals Game 3, 1-0.
<b>Dave Kerr</b>	vs. Boston Bruins, 3/19/40 at Madison Square Garden, Semifinals Game 1, 4-0.
<b>Dave Kerr</b>	vs. Boston Bruins, 3/26/40 at Madison Square Garden, Semifinals Game 4, 1-0.
<b>Dave Kerr</b>	vs. Boston Bruins, 3/28/40 at Boston, Semifinals Game 5, 1-0.
<b>Jim Henry</b>	vs. Toronto Maple Leafs, 3/24/42 at Madison Square Garden, Semifinals Game 3, 3-0.
<b>Chuck Rayner</b>	vs. Montreal Canadiens, 4/6/50 at Montreal, Semifinals Game 5, 3-0.
<b>Eddie Giacomin</b>	vs. Boston Bruins, 4/8/73 at Madison Square Garden, Quarterfinals Game 4, 4-0.
<b>John Davidson</b>	vs. Philadelphia Flyers, 4/22/79 at Madison Square Garden, Quarterfinals Game 4, 6-0.
<b>Glen Hanlon</b>	vs. New York Islanders, 4/5/84 at Nassau Coliseum, Division Semifinals Game 2, 3-0.
<b>John Vanbiesbrouck</b>	vs. Montreal Canadiens, 5/7/86 at Madison Square Garden, Conference Finals Game 4, 2-0.
<b>John Vanbiesbrouck</b>	vs. Philadelphia Flyers, 4/8/87 at Philadelphia, Division Semifinals Game 1, 3-0.
<b>Mike Richter</b>	vs. Washington Capitals, 4/7/91 at Washington, Division Semifinals Game 3, 6-0.
<b>Mike Richter</b>	vs. New Jersey Devils, 4/25/92 at New Jersey, Division Semifinals Game 4, 3-0.
<b>Mike Richter</b>	vs. New York Islanders, 4/17/94 at Madison Square Garden, Conference Quarterfinals Game 1, 6-0.
<b>Mike Richter</b>	vs. New York Islanders, 4/18/94 at Madison Square Garden, Conference Quarterfinals Game 2, 6-0.
<b>Mike Richter</b>	vs. Washington Capitals, 5/5/94 at Washington, Conference Semifinals Game 3, 3-0.
<b>Mike Richter</b>	vs. New Jersey Devils, 5/17/94 at Madison Square Garden Conference Finals Game 2, 4-0.
<b>Mike Richter</b>	vs. Florida Panthers, 4/20/97 at Florida, Conference Quarterfinals Game 2, 3-0.
<b>Mike Richter</b>	vs. New Jersey Devils, 5/4/97 at New Jersey, Conference Semifinals Game 2, 2-0.
<b>Mike Richter</b>	vs. New Jersey Devils, 5/8/97 at Madison Square Garden, Conference Semifinals Game 4, 3-0.
<b>Henrik Lundqvist</b>	vs. Atlanta Thrashers, 4/17/07 at Madison Square Garden, Conference Quarterfinals Game 3, 7-0.
<b>Henrik Lundqvist</b>	vs. Pittsburgh Penguins, 5/1/08 at Madison Square Garden, Conference Semifinals Game 4, 3-0.
<b>Henrik Lundqvist</b>	vs. Washington Capitals, 4/18/09 at Washington, Conference Quarterfinals Game 2, 1-0.
<b>Henrik Lundqvist</b>	vs. Ottawa Senators, 4/16/12 at Ottawa, Conference Quarterfinals Game 3, 1-0.
<b>Henrik Lundqvist</b>	vs. New Jersey Devils, 5/14/12 at Madison Square Garden, Conference Finals Game 1, 3-0.
<b>Henrik Lundqvist</b>	vs. New Jersey Devils, 5/19/12 at New Jersey, Conference Finals Game 3, 3-0.
<b>Henrik Lundqvist</b>	vs. Washington Capitals, 5/12/13 at Madison Square Garden, Conference Quarterfinals Game 6, 1-0.
<b>Henrik Lundqvist</b>	vs. Washington Capitals, 5/13/13 at Washington, Conference Quarterfinals Game 7, 5-0.
<b>Henrik Lundqvist</b>	vs. Montreal Canadiens, 5/29/14 at Madison Square Garden, Conference Final Game 6, 1-0.
<b>Henrik Lundqvist</b>	vs. Montreal Canadiens, 4/12/17 at Montreal, First Round Game 1, 2-0.

## RANGERS ALL-TIME PLAYOFF COACHING RECORDS

COACH	SEASONS	GAMES COACHED	WINS	LOSSES	TIES	WINNING PERCENTAGE	ROUNDS/ (RECORD)
Alain Vigneault	2013-14 - 2016-17	61	31	30	-	.508	10 / (6-4)
John Tortorella	2008-09 - 2012-13	44	19	25	-	.432	7 / (3-4)
Tom Renney	2005-06 - 2007-08	24	11	13	-	.458	5 / (2-3)
Colin Campbell	1994-95 - 1996-97	36	18	18	-	.500	7 / (4-3)
Mike Keenan	1993-94	23	16	7	-	.696	4 / (4-0)
Roger Neilson	1989-90 - 1991-92	29	13	16	-	.448	5 / (2-3)
Phil Esposito	1986-87 - 1988-89	10	2	8	-	.200	2 / (0-2)
Ted Sator	1985-86	16	8	8	-	.500	3 / (2-1)
Craig Patrick	1980-81; 1984-85	17	7	10	-	.412	4 / (2-2)
Herb Brooks	1981-82 - 1983-84	24	12	12	-	.500	5 / (2-3)
Fred Shero	1978-79 - 1979-80	27	15	12	-	.556	6 / (4-2)
Jean-Guy Talbot	1977-78	3	1	2	-	.333	1 / (0-1)
Emile Francis	1966-67 - 1974-75	75	34	41	-	.453	14 / (5-9)
Doug Harvey	1961-62	6	2	4	-	.333	1 / (0-1)
Phil Watson	1955-56 - 1957-58	16	4	12	-	.250	3 / (0-3)
Lynn Patrick	1949-50	12	7	5	0	.583	2 / (1-1)
Frank Boucher	1939-40 - 1947-48	27	13	14	0	.481	5 / (2-3)
Lester Patrick	1926-27 - 1938-39	65	31	26	8	.538	24 / (14-10)

## ALL-TIME PLAYOFF COACHING LEADERS

GAMES COACHED	
Emile Francis	75
Lester Patrick	65
Alain Vigneault	61
John Tortorella	44
Colin Campbell	36
Roger Neilson	29
Frank Boucher	27
Fred Shero	27
Tom Renney	24
Herb Brooks	24
Mike Keenan	23
Craig Patrick	17
Ted Sator	16
Phil Watson	16
Lynn Patrick	12
Phil Esposito	10
Doug Harvey	6
Jean-Guy Talbot	3

WINS	
Emile Francis	34
Lester Patrick	31
Alain Vigneault	31
John Tortorella	19
Colin Campbell	18
Mike Keenan	16
Fred Shero	15
Frank Boucher	13
Roger Neilson	13
Herb Brooks	12
Tom Renney	11
Ted Sator	8
Craig Patrick	7
Lynn Patrick	7
Phil Watson	4
Phil Esposito	2
Doug Harvey	2
Jean-Guy Talbot	1

WINNING PERCENTAGE	
Mike Keenan	.696
Lynn Patrick	.583
Fred Shero	.556
Lester Patrick	.538
Alain Vigneault	.508
Colin Campbell	.500
Herb Brooks	.500
Ted Sator	.500
Frank Boucher	.481
Tom Renney	.458
Emile Francis	.453
Roger Neilson	.448
John Tortorella	.432
Craig Patrick	.412
Doug Harvey	.333
Jean-Guy Talbot	.333
Phil Watson	.250
Phil Esposito	.200

LOSSES	
Emile Francis	41
Alain Vigneault	30
Lester Patrick	26
John Tortorella	25
Colin Campbell	18
Roger Neilson	16
Frank Boucher	14
Tom Renney	13
Fred Shero	12
Herb Brooks	12
Phil Watson	12
Craig Patrick	10
Ted Sator	8
Phil Esposito	8
Mike Keenan	7
Lynn Patrick	5
Doug Harvey	4
Jean-Guy Talbot	2

ROUNDS	
Lester Patrick	24
Emile Francis	14
Alain Vigneault	10
Colin Campbell	7
John Tortorella	7
Fred Shero	6
Tom Renney	5
Roger Neilson	5
Herb Brooks	5
Frank Boucher	5
Mike Keenan	4
Craig Patrick	4
Ted Sator	3
Phil Watson	3
Lynn Patrick	2
Phil Esposito	2
Jean-Guy Talbot	1
Doug Harvey	1

SERIES WINS (RECORD)	
Lester Patrick	14-10
Alain Vigneault	6-4
Emile Francis	5-9
Mike Keenan	4-0
Fred Shero	4-2
Colin Campbell	4-3
John Tortorella	3-4
Ted Sator	2-1
Craig Patrick	2-2
Frank Boucher	2-3
Tom Renney	2-3
Roger Neilson	2-3
Herb Brooks	2-3
Lynn Patrick	1-1
Jean-Guy Talbot	0-1
Doug Harvey	0-1
Phil Esposito	0-2
Phil Watson	0-3

# ALL-TIME PLAYOFF COACHING RECORDS YEAR-BY-YEAR

COACH	YEAR	GAMES COACHED	WINS	LOSSES	TIES	WINNING PERCENTAGE	ROUNDS/ (RECORD)
Lester Patrick	1926-27	2	0	1	1	.250	1 / (0-1)
Lester Patrick	1927-28	9	5	3	1	.611	3 / (3-0)
Lester Patrick	1928-29	6	3	2	1	.583	3 / (2-1)
Lester Patrick	1929-30	4	1	2	1	.375	2 / (1-1)
Lester Patrick	1930-31	4	2	2	0	.500	2 / (1-1)
Lester Patrick	1931-32	7	3	4	0	.429	2 / (1-1)
Lester Patrick	1932-33	8	6	1	1	.813	3 / (3-0)
Lester Patrick	1933-34	2	0	1	1	.250	1 / (0-1)
Lester Patrick	1934-35	4	1	1	2	.500	2 / (1-1)
Lester Patrick	1936-37	9	6	3	0	.667	3 / (2-1)
Lester Patrick	1937-38	3	1	2	0	.333	1 / (0-1)
Lester Patrick	1938-39	7	3	4	0	.429	1 / (0-1)
Frank Boucher	1939-40	12	8	4	0	.667	2 / (2-0)
Frank Boucher	1940-41	3	1	2	0	.333	1 / (0-1)
Frank Boucher	1941-42	6	2	4	0	.333	1 / (0-1)
Frank Boucher	1947-48	6	2	4	0	.333	1 / (0-1)
Lynn Patrick	1949-50	12	7	5	0	.583	2 / (1-1)
Phil Watson	1955-56	5	1	4	-	.200	1 / (0-1)
Phil Watson	1956-57	5	1	4	-	.200	1 / (0-1)
Phil Watson	1957-58	6	2	4	-	.333	1 / (0-1)
Doug Harvey	1961-62	6	2	4	-	.333	1 / (0-1)
Emile Francis	1966-67	4	0	4	-	.000	1 / (0-1)
Emile Francis	1967-68	6	2	4	-	.333	1 / (0-1)
Emile Francis	1968-69	4	0	4	-	.000	1 / (0-1)
Emile Francis	1969-70	6	2	4	-	.333	1 / (0-1)
Emile Francis	1970-71	13	7	6	-	.538	2 / (1-1)
Emile Francis	1971-72	16	10	6	-	.625	3 / (2-1)
Emile Francis	1972-73	10	5	5	-	.500	2 / (1-1)
Emile Francis	1973-74	13	7	6	-	.538	2 / (1-1)
Emile Francis	1974-75	3	1	2	-	.333	1 / (0-1)
Jean-Guy Talbot	1977-78	3	1	2	-	.333	1 / (0-1)
Fred Shero	1978-79	18	11	7	-	.611	4 / (3-1)
Fred Shero	1979-80	9	4	5	-	.444	2 / (1-1)
Craig Patrick	1980-81	14	7	7	-	.500	3 / (2-1)
Herb Brooks	1981-82	10	5	5	-	.500	2 / (1-1)
Herb Brooks	1982-83	9	5	4	-	.556	2 / (1-1)
Herb Brooks	1983-84	5	2	3	-	.400	1 / (0-1)
Craig Patrick	1984-85	3	0	3	-	.000	1 / (0-1)
Ted Sator	1985-86	16	8	8	-	.500	3 / (2-1)
Phil Esposito	1986-87	6	2	4	-	.333	1 / (0-1)
Phil Esposito	1988-89	4	0	4	-	.000	1 / (0-1)
Roger Neilson	1989-90	10	5	5	-	.500	2 / (1-1)
Roger Neilson	1990-91	6	2	4	-	.333	1 / (0-1)
Roger Neilson	1991-92	13	6	7	-	.462	2 / (1-1)
Mike Keenan	1993-94	23	16	7	-	.696	4 / (4-0)
Colin Campbell	1994-95	10	4	6	-	.400	2 / (1-1)
Colin Campbell	1995-96	11	5	6	-	.455	2 / (1-1)
Colin Campbell	1996-97	15	9	6	-	.600	3 / (2-1)
Tom Renney	2005-06	4	0	4	-	.000	1 / (0-1)
Tom Renney	2006-07	10	6	4	-	.600	2 / (1-1)
Tom Renney	2007-08	10	5	5	-	.500	2 / (1-1)
John Tortorella	2008-09	7	3	4	-	.429	1 / (0-1)
John Tortorella	2010-11	5	1	4	-	.200	1 / (0-1)
John Tortorella	2011-12	20	10	10	-	.500	3 / (2-1)
John Tortorella	2012-13	12	5	7	-	.417	2 / (1-1)
Alain Vigneault	2013-14	25	13	12	-	.520	4 / (3-1)
Alain Vigneault	2014-15	19	11	8	-	.579	3 / (2-1)
Alain Vigneault	2015-16	5	1	4	-	.200	1 / (0-1)
Alain Vigneault	2016-17	12	6	6	-	.500	2 / (1-1)



## ALL-TIME PLAYOFF RECORDS

### TEAM RECORDS: STREAKS

**LONGEST WINNING STREAK:** 7 1993-94. Began 4/17, with a 6-0 victory over Islanders, in Game One of the Conference Quarterfinals. Ended 5/7, when defeated at Washington, 4-2 in Game Four of the Conference Semifinals.

**LONGEST HOME WINNING STREAK:** 8 Began 3/28/39, with a 2-1 victory over Boston, in Game Four of Semifinals. Ended 3/22/42, when defeated by Toronto in Game Two of the Semifinals.

**LONGEST ROAD WINNING STREAK:** 5 Began 5/9/72, with a 3-2 victory at Boston in Game Five of the Stanley Cup Finals. Ended 4/15/73, when defeated at Chicago, 5-4 in Game Two of the Semifinals.

**LONGEST LOSING STREAK:** 10 Began 4/11/68, when defeated at Chicago, 7-4 in Game Three of the Quarterfinals. Ended 4/11/70, with a 4-3 victory over Boston in Game Three of the Quarterfinals.

**LONGEST HOME LOSING STREAK:** 6 Began 5/18/15, when defeated by Tampa Bay, 6-2, in Game Two of the Conference Final. Ended 4/18/17, with a 2-1 victory over Montreal in Game 4 of the First Round.

**LONGEST ROAD LOSING STREAK:** 17 Began 4/3/58, when defeated at Boston, 6-1, in Game Five of the Semifinals. Ended 4/11/71, with a 4-2 victory at Toronto in Game Four of the Quarterfinals.

### TEAM RECORDS: PLAYOFF YEAR

**MOST GAMES PLAYED:** 25 2013-14 (13-12).

**MOST WINS:** 16 1993-94 (23 games).

**MOST LOSSES:** 12 2013-14 (25 games).

**MOST TIES:** 2 1934-35 (4 games).

**MOST GOALS:** 81 1993-94 (23 games).

**MOST ASSISTS:** 121 1993-94 (23 games).

**MOST SCORING POINTS:** 202 1993-94 (23 games).

**MOST PENALTY MINUTES:** 426 1985-86 (16 games).

**MOST GOALS ALLOWED:** 60 2013-14 (25 games).

**MOST SHUTOUTS:** 4 (twice) 1993-94 (23 games) and 1936-37 (9 games).

**MOST SHUTOUTS AGAINST:** 3 2013-14 (25 games) and 2014-15 (19 games).

**MOST POWER PLAY GOALS:** 22 1993-94, 8 vs. Islanders, 4 vs. Washington, 4 vs. New Jersey and 6 vs. Vancouver.

**MOST SHORTHANDED GOALS:** 6 1978-79, 5 vs. Philadelphia and 1 vs. Montreal.

**LATEST DATE OF PLAYOFF GAME:** 6/14/94 vs. Vancouver, Stanley Cup Finals, Game Seven.

### TEAM RECORDS: SERIES

**MOST GOALS:** 29 1980-81, Quarterfinals. Rangers defeated St. Louis, 4 games to 2, outscoring opponent 29-22.

**MOST GOALS, TWO-GAME SERIES:** 9 1978-79, Preliminary Round. Rangers defeated Los Angeles, 2 games to 0, outscoring opponent 9-2.

**MOST GOALS, THREE-GAME SERIES:** 18 1982-83, Division Semifinals. Rangers defeated Philadelphia, 3 games to 0, outscoring opponent 18-9.

**MOST GOALS, FOUR-GAME SERIES:** 23 1980-81, Preliminary Round. Rangers defeated Los Angeles, 3 games to 1, outscoring opponent 23-12.

**MOST GOALS, FIVE-GAME SERIES:** 28 1978-79, Quarterfinals. Rangers defeated Philadelphia, 4 games to 1, outscoring opponent 28-8.

**MOST GOALS, SIX-GAME SERIES:** 29 1980-81, Quarterfinals. Rangers defeated St. Louis, 4 games to 2, outscoring opponent 29-22.

**MOST GOALS, SEVEN-GAME SERIES:** 28 1991-92, Division Semifinals. Rangers defeated New Jersey, 4 games to 3, outscoring opponent 28-25.

**MOST GOALS ALLOWED:** 28 (twice) 1957-58, Semifinals. Rangers defeated by Boston, 4 games to 2, being outscored 28-16; 1982-83, Division Finals. Rangers defeated by NY Islanders, 4 games to 2, being outscored 28-15.

**MOST GOALS ALLOWED, TWO-GAME SERIES:** 5 (three times) 1934-35, Quarterfinals. Rangers defeated Montreal Canadiens, 6-5 in total goals; 1934-35, Semifinal. Rangers defeated by Montreal Maroons, 5-4 in total goals; 1932-33, Quarterfinals. Rangers defeated Montreal Canadiens, 8-5 in total goals.

**MOST GOALS ALLOWED, THREE-GAME SERIES:** 18 1931-32, Stanley Cup Finals. Rangers defeated by Toronto, 3 games to 0 being outscored 18-10.

**MOST GOALS ALLOWED, FOUR-GAME SERIES:** 22 1980-81, Semifinals. Rangers defeated by NY Islanders, 4 games to 0, being outscored 22-8.

**MOST GOALS ALLOWED, FIVE-GAME SERIES:** 24 1955-56, Semifinals. Rangers defeated by Montreal Canadiens, 4 games to 1, being outscored 24-9.

**MOST GOALS ALLOWED, SIX-GAME SERIES:** 28 (twice) 1957-58, Semifinals. Rangers defeated by Boston, 4 games to 2, being outscored 28-16; 1982-83, Division Finals. Rangers defeated by NY Islanders, 4 games to 2, being outscored 28-15.

**MOST GOALS ALLOWED, SEVEN-GAME SERIES:** 25 1991-92, Division Semifinals. Rangers defeated New Jersey, 4 games to 3. Rangers scored 28 goals, Devils scored 25 goals.

## ALL-TIME PLAYOFF RECORDS

### TEAM RECORDS: SERIES (CONT'D)

**MOST GOALS, BOTH TEAMS:** 53 1991-92, Division Semifinals. Rangers defeated New Jersey, 4 games to 3, outscoring opponent 28-25.

**MOST GOALS, BOTH TEAMS, TWO-GAME SERIES:** 13 1932-33, Quarterfinals. Rangers defeated Montreal Canadiens, 8-5 in total goals.

**MOST GOALS, BOTH TEAMS, THREE-GAME SERIES:** 28 1931-32, Stanley Cup Finals. Rangers defeated by Toronto, 3 games to 0, being outscored 18-10.

**MOST GOALS, BOTH TEAMS, FOUR-GAME SERIES:** 35 1980-81, Preliminary Round. Rangers defeated Los Angeles, 3 games to 1, outscoring opponent 23-12.

**MOST GOALS, BOTH TEAMS, FIVE-GAME SERIES:** 37 1989-90, Division Finals. Rangers defeated by Washington, 4 games to 1, outscoring New York 22-15.

**MOST GOALS, BOTH TEAMS, SIX-GAME SERIES:** 51 1980-81, Quarterfinals. Rangers defeated St. Louis, 4 games to 2, outscoring opponent 29-22.

**MOST GOALS, BOTH TEAMS, SEVEN-GAME SERIES:** 53 1991-92, Division Semifinals. Rangers defeated New Jersey, 4 games to 3, outscoring opponent 28-25.

**MOST OVERTIME GAMES, ONE SERIES:** 4 Defeated by Boston 4-3 in the 1939 Semifinals.

**MOST PENALTY MINUTES:** 214 1988-89, Division Semifinals vs. Pittsburgh (4 games). Pittsburgh had 210 penalty minutes for a total of 424 minutes.

**MOST POWER PLAY GOALS:** 10 1989-90, Division Semifinals vs. Islanders.

**MOST SHORTHANDED GOALS:** 5 1978-79, Quarterfinals vs. Philadelphia.

**MOST SHUTOUTS:** 3 1939-40, Semifinals vs. Boston.

**MOST SHUTOUTS AGAINST:** 2 (7 times) 2014-15, Conference Final vs. Tampa Bay; 2013-14, Second Round vs. Pittsburgh; 2008-09, Conference Quarterfinals vs. Washington; 1986-87, Division Semifinals vs. Philadelphia; 1936-37, Stanley Cup Finals vs. Detroit; 1930-31, Semifinal vs. Chicago; 1927-28, Stanley Cup Finals vs. Montreal Maroons.

**FEWEST GOALS:** 0 1930-31, Semifinals. Rangers defeated by Chicago, 3-0 in total goals.

**FEWEST GOALS, TWO-GAME SERIES:** 0 1930-31, Semifinals. Rangers defeated by Chicago, 3-0 in total goals.

**FEWEST GOALS, THREE-GAME SERIES:** 6 (twice) 1977-78, Preliminary Round. Rangers defeated by Buffalo, 2 games to 1, being outscored 11-6; 1940-41, Quarterfinals. Rangers defeated by Detroit, 2 games to 1, with 6 goals each.

**FEWEST GOALS, FOUR-GAME SERIES:** 4 2005-06, Conference Quarterfinals. Rangers defeated by New Jersey Devils, 4 games to 0, being outscored 17-4.

**FEWEST GOALS, FIVE-GAME SERIES:** 5 1927-28, Stanley Cup Finals. Rangers defeated Montreal Maroons, 3 games to 2, being outscored by opponent 6-5.

**FEWEST GOALS, SIX-GAME SERIES:** 12 (3 times) 1967-68, Quarterfinals. Rangers defeated by Chicago, 4 games to 2, being outscored 18-12; 1947-48, Semifinals. Rangers defeated by Detroit, 4 games to 2, being outscored 17-12; 1941-42, Semifinals. Rangers defeated by Toronto, 4 games to 2, being outscored 13-12.

**FEWEST GOALS, SEVEN-GAME SERIES:** 11 2008-09, Conference Quarterfinals. Rangers defeated by Washington, 4 games to 3, outscoring New York 19-11.

**FEWEST GOALS ALLOWED:** 0 (twice) 1936-37, Semifinals. Rangers defeated Montreal Maroons, 2 games to 0, outscoring opponent 5-0; 1928-29, Quarterfinals. Rangers defeated NY Americans, 1-0 in total goals.

**FEWEST GOALS ALLOWED, TWO-GAME SERIES:** 0 (twice) 1936-37, Semifinals. Rangers defeated Montreal Maroons, 2 games to 0, outscoring opponent 5-0; 1928-29, Quarterfinals. Rangers defeated NY Americans, 1-0 in total goals.

**FEWEST GOALS ALLOWED, THREE-GAME SERIES:** 9 1982-83, Division Semifinals. Rangers defeated Philadelphia, 3 games to 0, outscoring opponent 18-9.

**FEWEST GOALS ALLOWED, FOUR-GAME SERIES:** 3 1993-94, Conference Quarterfinals. Rangers defeated NY Islanders, 4 games to 0, outscoring opponent 22-3.

**FEWEST GOALS ALLOWED, FIVE-GAME SERIES:** 5 1996-97, Conference Semifinals. Rangers defeated New Jersey, 4 games to 1, outscoring opponent 10-5.

**FEWEST GOALS ALLOWED, SIX-GAME SERIES:** 9 1939-40, Semifinals. Rangers defeated Boston, 4 games to 2, outscoring opponent 15-9.

**FEWEST GOALS ALLOWED, SEVEN-GAME SERIES:** 12 (twice) 2012-13, Conference Quarterfinals. Rangers defeated Washington, 4 games to 3, outscoring opponent 16-12; 2014-15, Second Round. Rangers defeated Washington, 4 games to 3, outscoring opponent 13-12.

**FEWEST GOALS, BOTH TEAMS:** 1 1928-29, Quarterfinals. Rangers defeated NY Americans, 1-0 in total goals.

**FEWEST GOALS, BOTH TEAMS, TWO-GAME SERIES:** 1 1928-29, Quarterfinals. Rangers defeated NY Americans, 1-0 in total goals.

**FEWEST GOALS, BOTH TEAMS, THREE-GAME SERIES:** 12 1940-41, Quarterfinals. Rangers defeated by Detroit, 3 games to 0, with 6 goals each.

**FEWEST GOALS, BOTH TEAMS, FOUR-GAME SERIES:** 16 1932-33, Stanley Cup Finals. Rangers defeated Toronto, 3 games to 1, outscoring opponent 11-5.

**FEWEST GOALS, BOTH TEAMS, FIVE-GAME SERIES:** 11 1927-28, Stanley Cup Finals. Rangers defeated Montreal Maroons, 3 games to 2, being outscored by opponent 6-5.

**FEWEST GOALS, BOTH TEAMS, SIX-GAME SERIES:** 24 1939-40, Semifinals. Rangers defeated Boston, 4 games to 2, outscoring opponent 15-9.

**FEWEST GOALS, BOTH TEAMS, SEVEN-GAME SERIES:** 25 2014-15, Second Round. Rangers defeated Washington, 4 games to 3, outscoring opponent 13-12.

## ALL-TIME PLAYOFF RECORDS

### TEAM RECORDS: GAME

**GREATEST WINNING MARGIN:** 7 (twice) last - 4/17/07, Conference Quarterfinals, Game Three. Rangers defeated Atlanta Thrashers, 7-0 at Madison Square Garden.

**GREATEST WINNING MARGIN, HOME:** 7 (twice) last - 4/17/07, Conference Quarterfinals, Game Three. Rangers defeated Atlanta Thrashers, 7-0 at Madison Square Garden.

**GREATEST WINNING MARGIN, ROAD:** 6 (twice) last - 4/7/91, Division Semifinals, Game Three. Rangers defeated Washington, 6-0.

**GREATEST LOSING MARGIN:** 7 (twice) last - 4/19/86, Division Finals, Game Two. Rangers defeated by Washington, 8-1 in Washington.

**GREATEST LOSING MARGIN, HOME:** 6 (twice) last - 4/13/86, Division Semifinals, Game Four. Rangers defeated by Philadelphia, 7-1.

**GREATEST LOSING MARGIN, ROAD:** 7 (twice) last - 4/19/86, Division Finals, Game Two. Rangers defeated by Washington, 8-1.

**MOST GOALS:** 10 4/11/81, Preliminary Round, Game Three. Rangers defeated Los Angeles, 10-3, at Madison Square Garden.

**MOST GOALS ALLOWED:** 8 (5 times) last - 4/9/87, Division Semifinals, Game Two. Rangers defeated at Philadelphia, 8-3.

**MOST GOALS, BOTH TEAMS:** 13 (3 times) last - 4/27/92, Division Semifinals, Game Five. Rangers defeated New Jersey, 8-5 at Madison Square Garden.

**MOST PENALTY MINUTES, BOTH TEAMS:** 267 4/9/81, Preliminary Round, Game Two. Rangers had 142 penalty minutes and Los Angeles had 125 minutes for a total of 267 minutes.

**FEWEST PENALTIES:** 0 (3 times) last - 5/29/15, Conference Final, Game Seven. Rangers defeated by Tampa Bay, 2-0.

**FEWEST PENALTY MINUTES:** 0 (3 times) last - 5/29/15, Conference Final, Game Seven. Rangers defeated by Tampa Bay, 2-0.

**MOST PENALTY MINUTES:** 142 4/9/81, Preliminary Round, Game Two at Los Angeles. Los Angeles had 125 minutes for a total of 267 minutes.

**MOST POWER PLAY GOALS:** 4 4/8/82, Division Semifinals, Game Two vs. Philadelphia at Madison Square Garden.

**MOST SHORTHANDED GOALS:** 2 (8 times) last - 4/29/17, Second Round, Game Two at Ottawa.

**MOST SHOTS:** 54 5/31/94, Stanley Cup Finals, Game One vs. Vancouver at Madison Square Garden. Rangers were defeated 3-2 in overtime.

**MOST SHOTS ALLOWED:** 59 4/5/62, Semifinals, Game Five at Toronto. Rangers were defeated 3-2 in overtime.

**FEWEST GOALS, BOTH TEAMS:** 0 (three times) last - 3/20/34, Quarterfinals, Game One. Rangers tied Montreal Maroons 0-0 in first game of total-goals series at Montreal.

### TEAM RECORDS: OVERTIME GAME

**ALL-TIME OVERTIME RECORD:** 41 Wins and 52 Losses; 19-19 at home, 22-33 on the road.

**LONGEST HOME OVERTIME PLAYED BY RANGERS:** 59 min. 25 sec. Semifinals, Game One. Mel Hill of the Boston Bruins scored at 19:25 of the third overtime, 3/21/39. Bruins won 2-1.

**LONGEST ROAD OVERTIME PLAYED BY RANGERS:** 68 min. 52 sec. Semifinals, Game One. Gus Rivers of the Montreal Canadiens scored at 8:52 of the fourth overtime, 3/28/30 at Montreal. Canadiens won, 2-1.

**SHORTEST HOME OVERTIME PLAYED BY RANGERS:** 11 sec. Preliminary Round, Game Three. J.P. Parise of the New York Islanders scored at 0:11 of the first overtime, 4/11/75. Islanders won, 4-3.

**SHORTEST ROAD OVERTIME PLAYED BY THE RANGERS:** 25 sec. Conference Semifinals, Game Two. Kevin Haller of the Philadelphia Flyers scored at 0:25 of the first overtime, 5/22/95 at Philadelphia. Flyers won series, 4-0.

**MOST SHOTS (OVERTIME):** 26 5/31/94, Stanley Cup Finals, Game One vs. Vancouver at Madison Square Garden. Canucks won 3-2.

**FASTEST OVERTIME GOAL BY A RANGER:** 33 sec. Preliminary Round, Game One. Steve Vickers scored at 0:33 of the first overtime against the Atlanta Flames at Madison Square Garden, 4/8/80. Rangers won, 2-1.

### TEAM RECORDS: PERIOD

**MOST GOALS:** 6 Quarterfinals, Game Five. Defeated Philadelphia, 8-3 on 4/24/79. Rangers scored six goals in third period and won game, 8-3.

**MOST GOALS ALLOWED:** 5 (7 times) last - Stanley Cup Finals, Game Five. 6/9/94 by Vancouver at Madison Square Garden. Canucks scored five goals in the third period and won the game, 6-3.

**MOST GOALS BY RANGERS AND OPPONENT:** 9 Quarterfinals, Game Five. 4/24/79 vs. Philadelphia in the third period at Philadelphia. Rangers scored six goals and the Flyers scored three.

**MOST PENALTY MINUTES:** 125 Preliminary Round, Game Two in the first period at Los Angeles on 4/9/81.

**MOST PENALTY MINUTES, OPPONENT:** 104 Preliminary Round, Game Two in the first period at Los Angeles on 4/9/81.

**MOST PENALTY MINUTES, BOTH TEAMS:** 229 Preliminary Round, Game Two in first period at Los Angeles on 4/9/81. Rangers had 125 minutes and Los Angeles had 104 minutes.

**MOST PENALTIES:** 24 Preliminary Round, Game Two in first period at Los Angeles on 4/9/81. Los Angeles had 19 penalties for a total of 43 penalties.

**MOST POWER PLAY GOALS:** 3 Eastern Conference Final, Game One in the third period at Montreal on 5/17/14. Stanley Cup Finals, Game Three in the first period against Boston at Madison Square Garden on 5/4/72.

**FASTEST TWO GOALS:** 6 sec. Rod Gilbert at 9:32 and 9:38 of second period against Chicago in Quarterfinals at Chicago, 4/11/68.

**FASTEST THREE GOALS:** 38 sec. Jim Wiemer at 12:29, Bob Brooke at 12:43, Ron Greschner at 13:07 of third period against Philadelphia in Division Semifinals at Madison Square Garden, 4/12/86.

## ALL-TIME PLAYOFF RECORDS

### INDIVIDUAL RECORDS: CAREER

**MOST GAMES PLAYED:** 122 Dan Girardi  
**MOST GOALS:** 34 Rod Gilbert  
**MOST ASSISTS:** 61 Brian Leetch  
**MOST POINTS:** 89 Brian Leetch  
**MOST GOALS BY A DEFENSEMAN:** 28 Brian Leetch  
**MOST ASSISTS BY A DEFENSEMAN:** 61 Brian Leetch  
**MOST POINTS BY A DEFENSEMAN:** 89 Brian Leetch  
**MOST POWER PLAY GOALS:** 13 Adam Graves  
**MOST PENALTY MINUTES:** 150 Ching Johnson  
**MOST APPEARANCES BY A GOALTENDER:** 128 Henrik Lundqvist  
**MOST WINS:** 61 Henrik Lundqvist  
**MOST SHUTOUTS:** 10 Henrik Lundqvist  
**MOST PLAYOFF SEASONS:** 12 Ron Greschner

### INDIVIDUAL RECORDS: PLAYOFF YEAR

**MOST GOALS:** 12 Mark Messier, 1993-94.  
**MOST ASSISTS:** 23 Brian Leetch, 1993-94.  
**MOST POINTS:** 34 Brian Leetch, 1993-94.  
**MOST GOALS BY A DEFENSEMAN:** 11 Brian Leetch, 1993-94.  
**MOST ASSISTS BY A DEFENSEMAN:** 23 Brian Leetch, 1993-94.  
**MOST POINTS BY A DEFENSEMAN:** 34 Brian Leetch, 1993-94.  
**MOST POINTS BY A ROOKIE:** 20 Don Maloney, 1978-79 (18 games, 7 goals, 13 assists).  
**MOST POWER PLAY GOALS:** 6 Adam Graves, 1995-96.  
**MOST GAME-WINNING GOALS:** 4 Frank Boucher, 1927-28; Brian Leetch, 1993-94; Mark Messier, 1993-94.  
**MOST PENALTY MINUTES:** 93 Ed Hospodar, 1980-81.  
**MOST THREE-OR-MORE-GOAL GAMES:** 2 Wayne Gretzky, 1996-97.  
**MOST CONSECUTIVE SHUTOUTS:** 3 John Ross Roach, 1928-29. 3/19 vs. NY Americans 0-0, 3/21 vs. NY Americans 1-0, 3/24 vs. Toronto 1-0.  
**MOST MINUTES PLAYED BY A GOALTENDER:** 1,515:35 Henrik Lundqvist, 2013-14 (25 games).  
**MOST WINS BY A GOALTENDER:** 16 Mike Richter, 1993-94.  
**MOST SHUTOUTS:** 4 Mike Richter, 1993-94, Dave Kerr, 1936-37.

### INDIVIDUAL RECORDS: SERIES

**MOST GOALS:** 6 (many times) last – Adam Graves, 1995-96, Conference Quarterfinals vs. Montreal.  
**MOST GOALS, OPPONENT:** 9 John Druce, Washington, 1989-90, Division Finals vs. Washington.  
**MOST ASSISTS:** 8 (many times) last – Ryan McDonagh, 2013-14, Conference Final vs. Montreal.  
**MOST ASSISTS, OPPONENT:** 10 (many times) last – Bob Bourne, NY Islanders, 1982-83, Division Final vs. NY Islanders.  
**MOST POINTS:** 11 (many times) last – Brian Leetch, 1993-94, Stanley Cup Finals vs. Vancouver. Leetch had 5 goals and 6 assists.  
**MOST POINTS, OPPONENT:** 14 Fleming MacKell, Boston, 1957-58, Semifinals vs. Boston.  
**MOST PENALTY MINUTES:** 93 Ed Hospodar, 1980-81, Preliminary Round vs. Los Angeles.  
**MOST POWER PLAY GOALS:** 5 Adam Graves, 1995-96, Conference Quarterfinals vs. Montreal.  
**MOST SHUTOUTS:** 3 Dave Kerr, 1940, Semifinals vs. Boston in Game One (4-0), Game Four (1-0) and Game Five (1-0).

## ALL-TIME PLAYOFF RECORDS

### INDIVIDUAL RECORDS: GAME

**MOST GOALS: 3** (15 times) last – Derick Brassard, 5/26/15 at Tampa Bay in Game Six of the Conference Final.

**MOST GOALS BY A DEFENSEMAN: 3** Brian Leetch, 5/22/95 at Philadelphia in Game Two of the Conference Semifinals.

**MOST ASSISTS: 6** Mikko Leinonen, 4/8/82 against Philadelphia in Game Two of the Division Semifinals.

**MOST POINTS: 6** Mikko Leinonen, 4/8/82 against Philadelphia in Game Two of the Division Semifinals.

**MOST POINTS BY A DEFENSEMAN: 4** (six times) Ryan McDonagh, 5/17/14 vs. Montreal in Game One of the Conference Final at Montreal (one goal, three assists). Brian Leetch, 6/7/94 vs. Vancouver in Game Four of the Stanley Cup Finals at Vancouver (one goal, three assists).

Brian Leetch, 5/9/94 vs. Washington in Game Five of the Conference Semifinals at Madison Square Garden (one goal, three assists). Brian Leetch, 4/21/94 vs. NY Islanders in Game Three of the Conference Quarterfinals at Long Island (one goal, three assists). Dave Maloney, 4/9/83 vs.

Philadelphia in Game Three of the Division Semifinals at Madison Square Garden (four assists). Brad Park, 5/4/72 vs. Boston in Game Three of the Stanley Cup Finals at Madison Square Garden (two goals, two assists).

**MOST PENALTY MINUTES: 39** Ed Hospodar, 4/9/81 at Los Angeles in Game Two of the Preliminary Round.

**MOST POWER PLAY GOALS: 2** (13 times) last - Wayne Gretzky, 5/18/97 at Philadelphia in Game Two of the Conference Finals.

**MOST SHORTHANDED GOALS: 2** Mark Messier, 4/21/92 against New Jersey at Madison Square Garden in Game Two of the Division Semifinals.

**FASTEST GOAL FROM START OF GAME: 27 sec.** Ed Hospodar on 4/9/81 vs. Los Angeles at Los Angeles in Game Two of the Preliminary Round.

**FASTEST GOAL FROM START OF GAME BY OPPONENT: 13 sec.** Claude Larose of Montreal on 4/11/67 at Madison Square Garden in Game Three of the Semifinals.

### INDIVIDUAL RECORDS: PERIOD

**MOST GOALS: 3** (twice) Conference Quarterfinals, Game Four - Wayne Gretzky, 4/23/97 vs. Florida, at Madison Square Garden in the second period. Conference Finals, Game Six - Mark Messier, 5/25/94 at New Jersey in the third period.

**MOST ASSISTS: 3** (six times) First Round, Game Two - J.T. Miller, 4/16/16 vs. Pittsburgh at Pittsburgh in the second period. Conference Quarterfinals, Game Three - Jaromir Jagr, 4/17/07 vs. Atlanta at Madison Square Garden in the first period. Conference Quarterfinals, Game Two - Alexei Kovalev, 5/8/95 vs. Quebec at Quebec in the third period. Conference Semifinals, Game Five - Brian Leetch, 5/9/94 vs. Washington, at Madison Square Garden in the first period. Semifinals, Game Three - Jean Ratelle, 4/22/71 vs. Chicago at Madison Square Garden in the first period. Division Semifinals, Game Two - Mikko Leinonen, 4/8/82 vs. Philadelphia at Madison Square Garden in the first period.

**MOST PENALTIES: 6** Preliminary Round, Game Two - Ed Hospodar, 4/9/81 at Los Angeles in the first period. (2 minors, 1 major, 1 ten minute misconduct, 2 game misconducts).

**MOST PENALTY MINUTES: 39** Preliminary Round, Game Two - Ed Hospodar, 4/9/81 at Los Angeles in the first period.

**MOST POWER PLAY GOALS: 2** (four times) Conference Quarterfinals, Game Three - Adam Graves, 4/21/96 at Montreal in the first period.

Conference Semifinals, Game Two - Brian Leetch, 5/22/95 at Philadelphia in the first period. Semifinals, Game Two - Mac Colville, 3/22/42 vs. Toronto at Madison Square Garden in the third period. Stanley Cup Finals, Game Three - Brad Park, 5/4/72 vs. Boston at Madison Square Garden in the first period.

## NEW YORK RANGERS STANLEY CUP CHAMPIONSHIP TEAMS



1927-28 — Standing (Left to Right)-Ching Johnson, Bill Boyd, Paul Thompson, Lorne Chabot, Lester Patrick (sub-goaltender, manager and coach), Bill Cook, Taffy Abel, Joe Miller (sub-goaltender), Bun Cook. Bottom Row (Left to Right)-Harry Westerby (trainer), Murray Murdoch, Art Chapman, Leo Bourgeault, Patsy Callighen, (unknown), Frank Boucher, Alex Gray.




1932-33 — Standing (Left to Right)-Jimmy Arnott, Gordon Pettinger, Bill Cook, Earl Seibert, Ossie Asmundson, Lester Patrick (Manager), Babe Siebert, Ching Johnson, Bun Cook, Butch Keeling, Murray Murdoch, Ott Heller, Doug Brennan. Bottom Row (Left to Right)-Wilfie Starr, Carl Voss, Cecil Dillon, Harry Westerby (Trainer), Artie Somers, Andy Aitkenhead.



1939-40 — Standing (Left to Right)-Frank Boucher (Coach), Lynn Patrick, Neil Colville, Ott Heller, Art Coulter (Captain), Babe Pratt, Muzz Patrick, Alf Pike, Lester Patrick (Manager). Bottom Row (Left to Right)-Alex Shibicky, Phil Watson, Kilby MacDonald, Bryan Hextall, Dave Kerr, Mac Colville, Clint Smith, Dutch Hiller, Harry Westerby (Trainer).

## NEW YORK RANGERS STANLEY CUP CHAMPIONSHIP TEAMS

### New York Rangers 1993-94 Stanley Cup Champions



First Row (left to right): Mike Richter, Kevin Lowe, Steve Larmer, Dick Todd - Assistant Coach, Neil Smith - President and General Manager, Mark Messier - Captain, Mike Keenan - Head Coach, Colin Campbell - Associate Coach, Brian Leetch, Adam Graves, Glenn Healy, Second Row - Mike Folgia - Trainer, Joe Murphy - Trainer, Glenn Anderson, Joe Kocur, Alexei Kovalev, Craig MacTavish, Sergei Nemchinov, Sergei Zubov, Dave Smith - Trainer, Bruce Lefkowitz - Trainer, Third Row - Esa Tikkanen, Greg Gilbert, Jay Wells, Stephane Matteau, Jeff Beukeboom, Doug Lidster, Brian Noonan, Top Row: Mike Hartman, Mike Hudson, Alexander Karpovisev, Eddie Olczyk, Nick Kypreos.





RANGERS



HERITAGE

# **Madison Square Garden**

## **The World's Most Famous Arena**

**The Rangers images alone are endless, burning, unforgettable...Pete Stenkowski in triple OT...Ed-die, Ed-die...Mark Messier, Cup in hand, wiping out 54 years of frustration...The Great One's farewell...**

**Those images just scratch the surface of this building, which also featured Hope and Crosby on Opening Night... Willis Reed out of the tunnel for Game Seven...19 straight Knicks points against Milwaukee...Sinatra in The Main Event...Ali and Frazier in The Fight...The Dunk... Patrick Ewing slam-dunking the Knicks into the Finals... LJ's four-pointer...The Stones and The Dead and The King and The Pope and Streisand and Carter and Clinton and Bush...**

**It could all only happen in one place...Not a mere building but a state of mind...The greatest of the great in sports, arts and entertainment, summed up in three words...**

**Madison Square Garden ...**

**The World's Most Famous Arena...**

## BEGINNINGS

The current Garden - located between 31st and 33rd Streets and Seventh and Eighth Avenues on Manhattan's West Side - is the fourth building (third site) to be named Madison Square Garden.

**Garden I** was located at Madison Square: 26th Street and Madison Avenue. It was originally opened in 1874 (at a cost of \$35,000) by the legendary P.T. Barnum as "Barnum's Monster Classical and Geological Hippodrome." However, it was soon renamed "Gilmore's Garden" when the lease was auctioned off to bandmaster Patrick S. Gilmore (the term "Garden" was used often during this period to denote a place of public gathering and entertainment).

The building, which had 28-foot walls without a roof, hosted a varied schedule of social and fraternal meetings, flower shows and commercial exhibitions. When Gilmore's lease expired in 1878, it was picked up briefly by W. M. Tilesen.

The following year, William Vanderbilt of the New York Central Railroad assumed control of the facility and officially renamed it "Madison Square Garden" on May 31, 1879. Featuring a sports and entertainment program that stressed such events as boxing and the

National Horse Show, Garden I stood until its demolition in 1889.



**Garden II** was constructed on the site of Garden I, opening on Jun. 16, 1890 at a cost of \$1.5 million. It contained an 8,000-seat main arena, 1,500-seat concert hall, 1,200-seat theatre and the world's largest indoor swimming pool. The Spanish Renaissance-style structure was topped by its most famous feature: a 32-story tower and roof garden atop which stood Augustus Saint-Gauden's gold statue of Diana, Goddess of the Hunt.

Stanford White, the renowned architect who designed Garden II, also figured in its most famous - and infamous - event. On the night of Jun. 25, 1906, White was gunned down in the Garden's rooftop garden by Pittsburgh millionaire Harry Thaw, allegedly in revenge for White's long-standing affair with Thaw's wife, showgirl Evelyn Nesbit. The White-Thaw-Nesbit love triangle was ultimately immortalized in the 1955 film *The Girl in the Red Velvet*



Swing - starring Ray Milland as White and Joan Collins as Nesbit - and in the recent best-seller *American Eve* by Paula Uruburu (Riverhead Books, 2008). Nesbit died in obscurity in California at age 81 in 1967.

Garden II hosted a sporting card heavy with boxing, wrestling, six-day bicycle races and horse shows, along with national events such as the 1924 Democratic National Convention, a marathon that lasted through 16 days and 103 ballots. Movie buffs will recall that in Orson Welles' 1941 classic *Citizen Kane*, Charles Foster Kane's acceptance of the 1916 New York gubernatorial nomination takes place at Garden II (although, obviously, it wasn't actually filmed there).

Garden II closed with a boxing card on May 5, 1925, followed by a mournful eulogy by ring announcer Joe Humphreys: "Farewell to thee, o temple of fistiana. Farewell to thee, o sweet Miss Diana...". The New York Life Insurance Building (51 Madison Avenue) occupies the former site of Gardens I and II, while Diana found a new home at the Philadelphia Museum of Art.



**Garden III** - the "Old Garden" - was built in just 249 days at 49th Street and Eighth Avenue under the watchful eyes of promoter Tex Rickard and architect Thomas Lamb. The fabled 18,000-seat arena, built at a cost of \$5.6 million, opened with a six-day bicycle race on Nov. 24, 1925, and for 43 years was America's premier sports and entertainment showplace. Ironically, Rickard did not live to see the blossoming of Garden III, suffering a fatal appendicitis attack on Jan. 6, 1929.

Anyone who ever set foot in the Old Garden remembers its unforgettable atmosphere...the sky-high balcony...the haze from decades of cigarette smoke...the main lobby, a schmoozer's paradise...the marquee...G.O. Cards...the organ (played first by Gladys Gooding, later by Virginia Thomas)...the unmistakable voice of John Condon...the Nedick's and Adam Hats stores that flanked the main entrance...

Sports - especially hockey, basketball, boxing and track - would be the lifeblood of the Old Garden. But it also hosted entertainment extravaganzas ranging from the Ringling Bros. and Barnum & Bailey Circus and the Gene Autry Rodeo to star-studded spectacles like Mike Todd's 1957 anniversary party for his film *Around the World in 80 Days* and President

John F. Kennedy's May 19, 1962 birthday party which featured Marilyn Monroe's breathless version of "Happy Birthday." On the screen, the Garden provided the inspiration, and title, for the 1932 Paramount epic *Madison Square Garden*, starring Jack Oakie and ZaSu Pitts, as well as the on-location backdrop for the harrowing final reel of John Frankenheimer's 1962 classic *The Manchurian Candidate*.

The first NHL team to play at Garden III was the New York Americans, who rented the building for the 1925-26 season. The Rangers played their first regular-season NHL game there on Nov. 16, 1926, beating the Montreal Maroons 1-0. In the 42 years the Rangers played on 49th Street, they would win three Stanley Cup championships (1928, 1933 and 1940) and develop a host of Hall of Famers, including Bill Cook, Frank Boucher, Ching Johnson, Babe Pratt, Neil Colville, Chuck Rayner, Andy Bathgate, Harry Howell, Gump Worsley, Rod Gilbert, Jean Ratelle and Eddie Giacomin.

The Rangers played their final game at the Old Garden on the afternoon of Feb. 11, 1968; a 3-3 tie with Detroit. The last event ever was the Westminster Dog Show, over Feb. 12-13, 1968. After the Old Garden was demolished, the site was used for years as a Kinney parking lot. The Worldwide Plaza office/apartment complex, which opened in 1989, now occupies the site.



**Garden IV** On Nov. 3, 1960, Garden president Irving Mitchell Felt announced plans for a new Madison Square Garden - Garden IV - to eventually be built at 33rd Street between Seventh and Eighth Avenues, atop Pennsylvania Station.

Prospective sites for a New Garden had been discussed throughout the mid- and late-'50s, especially the area at Columbus Circle which would eventually house the New York Coliseum and, ultimately, the Time Warner Center.

Then the Garden Corporation obtained the coveted "air rights" above Penn Station from the Pennsylvania Railroad in 1961. The Railroad had entertained the idea of selling Penn Station's air rights as far back as 1951, when faced with a \$72 million deficit. In 1955, Railroad president James Symes and famed real estate developer William Zeckendorf signed an agreement to option the Station's air rights for an industrial-commercial "Palace of Progress", with a new, renovated Penn Station below street level. When the project fell through, the Railroad sold the air rights to the Garden Corporation. Above-ground demolition of Penn Station began on Oct. 28, 1963, with new concrete poured starting on May 1, 1964.



Garden IV opened as a glittering sports and entertainment showplace, with its distinctive circular, cable-suspended roof above the 19,000-seat arena, its 5,000-seat Felt Forum, 48-lane Bowling Center, 500-seat cinema, Hall of Fame Club, National Art Museum of Sport, 50,000-square foot Exposition Rotunda and 29-story office building

(Two Penn Plaza) attached by a pedestrian mall.

The first element of the New Garden complex to open its doors was the Bowling Center, on Oct. 30, 1967. On Nov. 26, 1967, the Felt Forum opened with a performance of the Welsh and Scots Guards.

The "New Garden" itself officially opened on Feb. 11, 1968, when Bob Hope and Bing Crosby hosted "The Night of the Century," a star-studded salute to the USO. One week later - Feb. 18, 1968 - the Rangers played their first game in their new home, a 3-1 victory over a Philadelphia Flyers team that had entered the NHL that season in what signaled the end of the NHL's Original Six era.



## ODDS 'N ENDS

- Cost for design and construction of the present Garden was \$43 million.
- Garden IV was built by Turner Construction and the Del E. Webb Corporation. The building was designed by Charles Luckman, the fabled entrepreneur and architect who died in 1999. Luckman also designed the Great Western Forum, the Los Angeles Convention Center, CBS Television City, the Prudential Center in Boston and the Johnson Space Center in Houston.
- The Garden arena is 425 feet in diameter, 13 stories high, and occupies 820,000-square feet of real estate.
- Each of the four entrance/exit towers is over 100 feet high and contains at least 10 escalators.
- Current seating capacity for Rangers hockey is 18,006.

## THROUGH THE YEARS

A look at the improvements/enhancements at Garden IV over the years:

**1972:** Garden IV becomes the first New York sports venue to install luxury boxes, formally named "Hall of Fame Lounges." The original deck of 11 luxury suites - each measuring 23x15 feet and accommodating 10 people - is installed above the mezzanine level on the 33rd Street side. Due to the ongoing luxury suite construction, basketball broadcast locations are moved to courtside and directly above center-court exit tunnels. Previously, they had been located in a two-level booth suspended from the roof.

**1977:** Original end zone scoreboards replaced by new 36-foot long scoreboards in each end zone, and smaller auxiliary boards on the facing of the mezzanine at center court. New boards feature tenth-of-a-second timing capabilities and black-and-white animated matrix boards.

**1989-91:** Over a three-year span, the Garden complex undergoes its most extensive renovation to date, a multi-million dollar effort in which:

- Each of the original red, orange, yellow, green and blue seats is removed and replaced. Primary color scheme is now purple and teal.
- Existing scoreboards are replaced by a computerized, state-of-the-art system that features the eight-sided Center Display Board (37 feet wide at the top, 34 feet wide at the bottom), complete with "GardenVision" color replay screens and multi-colored end zone boards, by White Way Company of Chicago. It is the first eight-sided scoreboard in a major U.S. arena. Original Garden sound system is also completely overhauled, including the replacement of the original center-hung "sound cluster" with four separate speaker clusters affixed to the arena ceiling.

- Original Hall of Fame Lounges (luxury boxes) are removed and replaced by a completely new deck of 89 Club Suites that encircles the entire arena, including a double-deck of suites on the 7th Avenue end.
- The Paramount, a state-of-the-art, 5,600-seat theatre, is constructed on the former site of the Felt Forum, now named the Theater at Madison Square Garden. Fronting the main entrance is the Garden Walk of Fame, which opens in 1992.
- Two dining facilities - The Club Restaurant and the Play-By-Play sports bar and restaurant - are constructed on the former site of the Bowling Center and the Hall of Fame Club.
- Garden exterior renovated, including the installations of animated color matrix boards above the Seventh Avenue entrance to Penn Station and the Eighth Avenue facade.
- Upgrades and improvements in other areas of the Garden, including concession stands (and all-new Food Courts), locker rooms, press room, box office, Garden Team Store and broadcast facilities.

**1995:** Knicks and Rangers locker room areas are further renovated and expanded, including increased player/locker space, expanded training and X-ray facilities and individual offices for all coaches.

**2000:** Ongoing improvement program in the new century features “GardenVision” upgraded to HD format, making it the first indoor arena to feature HD playback.

**2007:** LED and Matrix center scoreboard and side out-of-town boards installed.

## THE GARDEN TRANSFORMED

On October 25, 2013, Madison Square Garden began a new chapter in its celebrated history, with the completion of its three-year Transformation. The unprecedented project, which required 2.6 million man hours of labor, touched every aspect of the Arena, significantly enhancing the experience of customers, athletes, entertainers, suite holders and marketing partners, from the first row to the last.

The Transformed Garden ensures that the World’s Most Famous Arena will continue to attract the historic, unforgettable events for which it has been known throughout its history, while also elevating the total customer experience. Patrons now have access to a full list of amenities including: improved sightlines; additional entertainment and dining options; new concourses; upgraded hospitality areas; new technology; and a completely transformed interior, which was carefully planned to maintain the unique intimacy of the Arena bowl and The Garden’s world famous ceiling.

Specific highlights include:

- The new Chase Square Seventh Avenue entrance, which is nearly double in size of the previous entrance and features interactive kiosks, retail space and a broadcast area, along with an area dedicated to celebrating the efforts of the Garden of Dreams Foundation, a non-profit charity supported by MSG;
- Public concourses that are double or triple in width, some with spectacular city views;
- A wide new selection of food and beverage options, including exclusive food offerings from our MSG Signature Collection, featuring some of New York's top chefs;
- Improved upper bowl sightlines that put patrons more than 17 degrees closer to the action;
- New Chase bridges that provide one-of-a-kind views of the arena floor and offer a unique perspective for fans;
- State of the art lighting, sound and LED video systems in high definition and new fiber-optic cabling throughout the building;
- Improved locker rooms, dressing rooms, green rooms and production offices;
- Additional restrooms with 50 percent more capacity;
- Unique exhibits celebrating the Garden's storied history, including the Garden 366 visual retrospective and the Defining Moments Exhibit on the Madison and Concourse levels; and
- A whole new slate of suite and entertainment offerings, including:
  - 21 Event Level suites that offer a lounge/entertainment atmosphere
  - 51 Madison Level suites that are 40 percent larger than our previous suites, and located as close as 23 rows above the arena floor
  - 18 transformed 9th Floor Signature Level suites; and
  - Three new club spaces: the J.P. Morgan Club; the Delta SKY360 Club on the Event Level and the Madison Club presented by Foxwoods on the 7th floor

Today's acclaim for Madison Square Garden is a testament to the careful planning and execution of the Transformation – and a signal that The Garden's future will be as bright as its celebrated past.

"New York is not a city. It is a set of cities, dozens of them, divided by caste, class, taste and blood. Most of us are welcome in a few of these cities, barred from others by tradition, or fear, or indifference, or income. But all of us hold safe conduct passes to The Garden. It is a center of experience for the same reason New York is: nothing is out of place there. Walk through a neighborhood of New York and you will find people who would never dream of setting foot in Carnegie Hall, the Empire State Building, the Fillmore East, Sunnyside Gardens, The Four Seasons, or the Bronx Zoo. Madison Square Garden is alien to none of us."- *Jeff Greenfield, 1974*



**Entering the 92nd year of operation,  
the **NEW YORK RANGERS** have entertained  
fans with some of the most memorable moments  
in New York sporting history. Playing at Madison Square Garden,  
the World's Most Famous Arena, the Rangers have built a storied  
reputation on pride, passion and tradition.**

It might seem hard to believe, but the New York Rangers were once an NHL expansion team.

The year was 1926, and hockey was already a popular sport at Madison Square Garden – only the team of choice was not yet the Blueshirts. Back then, another NHL squad, the old New York Americans, were drawing big crowds in their first season at The Garden.

The Americans, who wore stars-and-stripes jerseys patterned after the American flag, proved that MSG was a perfect venue for hockey. Garden President George Lewis “Tex” Rickard came to realize that the time was ripe for a second New York hockey team – one owned and operated by The Garden itself. Working with the league, Rickard managed to secure a team for the 1926-27 season.

Rickard knew he had to put a strong team on the ice to compete with the Americans and win over the loyalty of New Yorkers just discovering hockey. To assemble this team, he convinced one of the brightest minds in hockey, Conn Smythe, to leave his post at the University of Toronto. Rickard encouraged Smythe to travel throughout North America in search of the most talented “undiscovered” players he could find.



Smythe ended up laying the groundwork for a team that was instantly a Stanley Cup contender. In the course of one summer, he found future Hall of Fame forwards Frank Boucher, Bill Cook, and Bun Cook; Hall of Fame defenseman Ivan 'Ching' Johnson; and second line winger Murray Murdoch, who would become hockey's first 'iron man' by playing 508 consecutive games.

As Smythe was out signing players, sportswriters back in New York began referring to the team as 'Tex's Rangers'. The name stuck, and Rickard formally adopted it - stripping the word "Rangers" diagonally across the front of a blue jersey to make his team stand out from the Americans, whose name was displayed horizontally on the players' jerseys.

Before the start of the 1926-27 season, Smythe left the team he had built as a result of disagreements with Garden management. Rickard looked west to British Columbia, where he found one of hockey's great pioneers in Lester Patrick. Although Smythe had put the roster together, it was Patrick who would mold it into a championship team.

The Rangers immediately established themselves as a formidable hockey team in New York, surpassing the Americans in both the NHL standings and in popularity. They finished their first season with the best record in the American Division, and team captain Bill Cook led the league with 33 goals and 37 points. The following year, they won the first of the franchise's four Stanley Cup championships, defeating the Montreal Maroons three games to two. During Game 2 of the series, the 44-year old Patrick made headlines and hockey history by substituting himself for injured goaltender Lorne Chabot and holding his own in net for the win.



Since the Rangers pulled off their remarkable feat in 1928, no other NHL team has ever won the Cup in its first two years of existence.

The Rangers quickly earned the adoration of New Yorkers with a reputation for hard, clean play. Combined with Patrick's innovative tactics, the Rangers became known as 'the classiest team in hockey,' advancing to the Finals four times in their first seven years.

Boucher epitomized the club's style and grace, winning the Lady Byng Trophy so frequently that the league allowed him to keep the original silverware and struck a new award. Bill Cook, who still holds the Rangers career record of 11 hat tricks, brought the bulk of the offense. Bill, a right winger, and his brother Bun, a left winger, flanked Boucher to form one of the top lines in franchise history.

Bill Cook led the NHL with 28 goals and 50 points in 1932-33, and scored the Cup-clinching goal in overtime in Game 4 of the 1933 Stanley Cup Finals to give the Rangers their second Stanley Cup in franchise history.

By the late 1930s, New York had a new group of stars. The team acquired goalie Davey Kerr from the Maroons in 1934 and defenseman Art Coulter from Chicago in 1936, and the duo formed the backbone of the next great Rangers team. Prior to the 1939-40 season, Boucher succeeded Patrick as coach, and needed almost no time at all to bring the Cup back to New York. Led by Hall of Famers Neil Colville and Bryan Hextall, the Rangers won their third Stanley Cup title in 1940. Two years later, they were regular-season champions, thanks largely to the trio of Hextall, Lynn Patrick (Lester's son) and Phil Watson, who finished first, second, and fourth, respectively, in league scoring.

In their first 16 seasons, the Rangers missed the playoffs only once, and only twice did they fall lower than third place. By the early 1940s, the Blueshirts' popularity contributed to the decline of the Americans, who eventually folded in 1942. During the 16-year span in which they were one of two New York hockey teams, the Rangers won one regular season championship, two American Division championships, and finished second in the league three times and Rangers games at The Garden became popular, attracting a 'dinner-jacket' crowd that often included sports figures, Broadway entertainers, New York's society elite and City Hall politicians.

## THE ORIGINAL SIX ERA

In 1942, the Rangers became the only hockey team in the New York metropolitan area - a distinction they would hold for the next 30 years. The folding of the Americans had left just six NHL teams to compete for the Stanley Cup from the 1942-43 season all the way through the 1966-67 season - the final year before the modern NHL expansion began. The six teams that played during these golden years would forever be known as the Original Six, even though several of them, including the Rangers, were not part of the NHL when the league began operating in 1917.

Unfortunately, the Original Six era wasn't good to New York. The club struggled throughout the 1940s, as several members of the Rangers' all-star lineup served in

their country's armed forces during World War II. Between 1943 and 1955, the Rangers made the playoffs only twice, although the second trip in 1950 took the Blueshirts all the way to the Stanley Cup Finals. New York pushed Detroit to the second overtime of Game 7 despite having to play home games in Toronto because the circus was at MSG. The 1950 Rangers' team was the ultimate Cinderella squad; they finished with a losing record in the regular season, yet stunned Montreal in the opening

round before giving the regular-season champion Red Wings a major scare by taking a 3-2 lead after five games.



While the 1940s and most of the 1950s were lean years for the organization, each Rangers team featured outstanding individual talents: Buddy O'Connor became the first Ranger to win the Hart Trophy as NHL MVP in 1947-48, and goalie Chuck Rayner won it again in 1949-50 en route to his dramatic effort in the 1950 Stanley Cup Finals.

A fertile farm system and deft trades would eventually improve the team's fortunes. Hall of Famers Andy Bathgate, Dean Prentice, Harry Howell, Bill Gadsby and Gump Worsley boosted the team into the playoffs by 1956. Bathgate became the club's captain and all-time leading scorer, winning the Hart Trophy in 1958-59. Howell was recognized as one of the best defensemen in the league, and received the Norris Trophy as the NHL's top blueliner in 1966-67.

With Bathgate and Howell still in their prime, a Rangers Renaissance took hold in the 1960s under the leadership of Head Coach and General Manager Emile Francis. Beginning in the last season of the Original Six Era of 1966-67, the club made the playoffs nine consecutive seasons and was the only NHL team of the period to do so. Led by Rod Gilbert, who eclipsed Bathgate's club scoring records, and linemates Jean Ratelle and Vic Hadfield, the Rangers became a perennial NHL powerhouse for the first time since World War II began. In addition to their offensive firepower, the Rangers were boosted by a pair of future Hall of Famers: goaltender Ed Giacomin and defenseman Brad Park.

The apex of that dominating stretch came in 1971-72. The Rangers finished the season with a 48-17-13 record, good enough for the second-best record in the NHL. Hadfield became the first Rangers player to record 50 goals in a season, and Ratelle established a franchise record by tallying 109 points in just 63 games. The Blueshirts defeated Montreal and Chicago to advance to the Stanley Cup Finals, where they ultimately lost to Boston in six games.

At the end of the season, the Rangers learned they would not be New York's only hockey team any longer, as the NHL announced the formation of the Islanders, who would quickly emerge as the Blueshirts' most bitter local rival.

Following a two-year absence from post-season play in the mid- 1970s, a new core of Rangers led the team to another Stanley Cup Finals run. After hiring Fred Shero as head coach and general manager in 1978, the Rangers quickly signed Swedish superstars Ulf Nilsson and Anders Hedberg, who had dominated the World Hockey Association. Hedberg and Nilsson were joined by future Hall of Famer Phil Esposito and a cast of young, homegrown talent that included Ron Greschner, Dave and Don Maloney, Don Murdoch, Ron Duguay, and Mike McEwen.





This group of Rangers, anchored by goaltender John Davidson, led the team to series victories over Los Angeles and Philadelphia in the first two rounds of the 1979 Playoffs. In the Semifinals, the Blueshirts upset the top-seeded Islanders in six games to advance to the Stanley Cup Finals, thanks in large part to the goaltending of "JD." The Rangers remarkable run ended in the Finals, as the Montreal Canadiens defeated the Blueshirts in five games.

The trip to the 1979 Finals was the second of 10 straight playoff appearances for the Rangers, stretching from 1977-78 to 1986-87. During this time, the team added many colorful characters and fan favorites, including defensemen Barry Beck and Reijo Ruotsalainen, forwards Mike Rogers, Mark Pavelich, Pierre Larouche and Jan Erixon, and goaltender John Vanbiesbrouck.

Toward the end of this era, the Blueshirts drafted two players who would be instrumental in the team's success for the next two decades. First, the Rangers selected goaltender Mike Richter in the second round of the 1985 NHL Draft. The following year, the Blueshirts used the ninth overall pick to draft a defenseman from Connecticut named Brian Leetch.

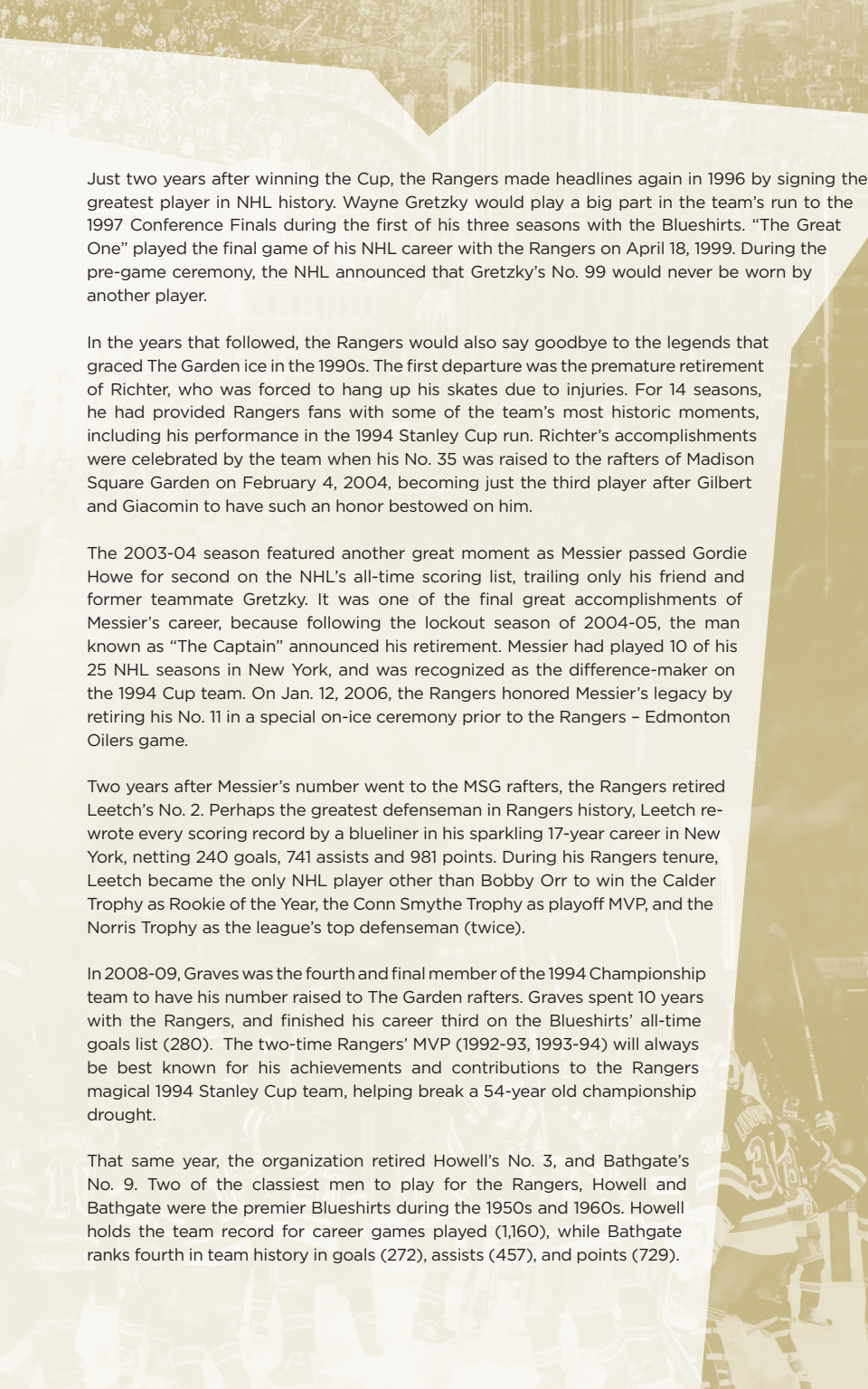
It was not, however, until 1991 that the Rangers truly took their first step down the road to a long-awaited Stanley Cup championship in 1994. In September of that year, the team signed free agent forward Adam Graves, and one month later, acquired future Hall of Famer Mark Messier from the Edmonton Oilers. Messier, who was named captain prior to the Rangers' home opener on October 7, led the Blueshirts to the Presidents' Trophy, and won the Hart Trophy in 1991-92. Despite the team's success during the regular season, the Rangers were eliminated by Pittsburgh in six games in the Patrick Division Finals.

In 1993-94, the Rangers once again finished with the NHL's top record and posted their best regular season record at the time with 52 wins and 112 points. After defeating the Islanders and Capitals in the first two rounds of the playoffs, the Blueshirts fell behind three games to two to the New Jersey Devils in the Eastern Conference Finals. Facing elimination on the road in Game 6, Messier guaranteed that the Rangers would win the game, and then tallied a natural hat trick in the third period to lead the Rangers to a 4-2 victory. Two nights later, the Rangers advanced to the Finals with a 2-1 win in Game 7, as Stephane Matteau scored the game-winning goal in double-overtime.



After ousting New Jersey, the Rangers faced the Vancouver Canucks in the Finals. The series turned into another seven-game thriller for the Blueshirts, which ended with a 3-2 victory in Game 7 at MSG. The Rangers' fourth Cup and the numerous franchise records set that season continued a

long, distinguished history marked by outstanding team and individual performances. The emergence of superstars Leetch, Richter, and Graves, who broke Hadfield's team record with 52 goals in 1993-94, provided the organization with the on-ice skill and off-ice leadership in order to consistently have a Stanley Cup-caliber roster.



Just two years after winning the Cup, the Rangers made headlines again in 1996 by signing the greatest player in NHL history. Wayne Gretzky would play a big part in the team's run to the 1997 Conference Finals during the first of his three seasons with the Blueshirts. "The Great One" played the final game of his NHL career with the Rangers on April 18, 1999. During the pre-game ceremony, the NHL announced that Gretzky's No. 99 would never be worn by another player.

In the years that followed, the Rangers would also say goodbye to the legends that graced The Garden ice in the 1990s. The first departure was the premature retirement of Richter, who was forced to hang up his skates due to injuries. For 14 seasons, he had provided Rangers fans with some of the team's most historic moments, including his performance in the 1994 Stanley Cup run. Richter's accomplishments were celebrated by the team when his No. 35 was raised to the rafters of Madison Square Garden on February 4, 2004, becoming just the third player after Gilbert and Giacomin to have such an honor bestowed on him.

The 2003-04 season featured another great moment as Messier passed Gordie Howe for second on the NHL's all-time scoring list, trailing only his friend and former teammate Gretzky. It was one of the final great accomplishments of Messier's career, because following the lockout season of 2004-05, the man known as "The Captain" announced his retirement. Messier had played 10 of his 25 NHL seasons in New York, and was recognized as the difference-maker on the 1994 Cup team. On Jan. 12, 2006, the Rangers honored Messier's legacy by retiring his No. 11 in a special on-ice ceremony prior to the Rangers - Edmonton Oilers game.

Two years after Messier's number went to the MSG rafters, the Rangers retired Leetch's No. 2. Perhaps the greatest defenseman in Rangers history, Leetch re-wrote every scoring record by a blueliner in his sparkling 17-year career in New York, netting 240 goals, 741 assists and 981 points. During his Rangers tenure, Leetch became the only NHL player other than Bobby Orr to win the Calder Trophy as Rookie of the Year, the Conn Smythe Trophy as playoff MVP, and the Norris Trophy as the league's top defenseman (twice).

In 2008-09, Graves was the fourth and final member of the 1994 Championship team to have his number raised to The Garden rafters. Graves spent 10 years with the Rangers, and finished his career third on the Blueshirts' all-time goals list (280). The two-time Rangers' MVP (1992-93, 1993-94) will always be best known for his achievements and contributions to the Rangers magical 1994 Stanley Cup team, helping break a 54-year old championship drought.

That same year, the organization retired Howell's No. 3, and Bathgate's No. 9. Two of the classiest men to play for the Rangers, Howell and Bathgate were the premier Blueshirts during the 1950s and 1960s. Howell holds the team record for career games played (1,160), while Bathgate ranks fourth in team history in goals (272), assists (457), and points (729).

Following the lockout that cancelled the 2004-05 season, the Rangers built a team around a combination of young, homegrown players and skilled veterans. The mix produced instant results, as the 2005-06 Blueshirts won 44 games and posted the sixth 100-point campaign in team history to return to the playoffs.

The Rangers were led by two players who represented the blend of experience and youth on the roster. Jaromir Jagr, who was acquired in the middle of the 2003-04 season, established Rangers' single-season records with 54 goals and 123 points and won the Lester B. Pearson Award for the NHL's Most Outstanding Player as chosen by fellow players. While Jagr led the team offensively, the Blueshirts were anchored in goal by a 24-year-old from Sweden named Henrik Lundqvist, who established a Rangers' rookie record with 30 wins and was named a finalist for the Vezina Trophy as the NHL's top goaltender.

## KING HENRIK'S REIGN

Lundqvist has captivated the hearts and minds of Rangers fans with his tremendous skill and unparalleled intensity on the ice. During his tenure



in New York, Lundqvist has rewritten the Rangers' record book, establishing franchise records for appearances, wins, and shutouts by a goaltender. Lundqvist was named Team MVP in seven consecutive seasons (2006-07 - 2012-13), setting franchise records for most consecutive Team MVPs and most overall Team MVPs, and he was also named the Team's MVP for the eighth time in his career in 2015-16. Lundqvist's records have

not been limited to the Rangers, as he is the only goaltender in NHL history who has earned at least 30 wins in 11 of his first 12 seasons in the league, and his 405 career wins are the most among European-born goaltenders in NHL history.

Lundqvist's arrival in New York also marked the start of an extended period of success for the Rangers. Beginning with Lundqvist's rookie season in 2005-06, the Rangers have made the playoffs in 11 of the last 12 seasons. While the Blueshirts are of four teams that have made the playoffs in 11 different seasons over that time period, they are also the only NHL team that has not played a game in which they were mathematically eliminated from playoff contention during the stretch.

The Rangers have become one of the NHL's model franchises for consistency over the past decade. Not only have the Blueshirts advanced to the playoffs in every season since 2010-11, but they have also won at least one playoff series in five of the last six seasons. The team's recent trips to the playoffs have provided memorable experiences for Rangers fans and have added to the Rangers' storied history.



The Rangers' recent ascension to become one of the NHL's elite teams over the last decade began during the 2011-12 season. Buoyed by the signing of veteran center Brad Richards, the blue-collar Blueshirts posted a 51-24-7 record during the regular season to finish in first place in both the Atlantic Division and Eastern Conference for the first time since their Stanley Cup championship season in 1993-94.

The 2011-12 season featured several memorable games, including a come-from-behind, 3-2 win in the 2012 Winter Classic against the Flyers at Citizens Bank Park in Philadelphia. Lundqvist won the Vezina Trophy as the NHL's top goaltender for the first time in his career. In the playoffs, the Rangers reached the Eastern Conference Final for the first time since 1997, defeating both Ottawa and Washington in two exhilarating seven-game series along the way.

The next chapter of the Rangers' successful run was led by a new head coach. Alain Vigneault took over as the Rangers' bench boss prior to the start of the 2013-14 season, and implemented an up-tempo, puck-possession game plan that yielded immediate results. The Rangers' defensive strength was complemented by exciting forwards such as Rick Nash and Mats Zuccarello, and Ryan McDonagh emerged as one of the top two-way defensemen in the league. In addition to this core of players, the Blueshirts acquired Martin St. Louis during the season to add more offense to their attack.

After defeating Philadelphia in a seven-game series in the First Round of the playoffs, the Rangers trailed the Pittsburgh Penguins, three-games-to-one, in the Second Round. On the day in between Game 4 and Game 5, the team also learned that St. Louis' mother, France, had unexpectedly passed away. After returning home to be with his family, St. Louis rejoined the team for Game 5. What followed will forever be a part of Rangers lore.

The Blueshirts defeated the Penguins in Game 5 in Pittsburgh. In Game 6 of the series, which was on Mother's Day, St. Louis registered the first goal of the game to lead the Rangers to a 3-1 win at MSG. The Rangers completed the series comeback by defeating Pittsburgh in Game 7, marking the first time the Rangers rallied to win a playoff series in which they trailed three-games-to-one.

The Blueshirts' opponent in the Eastern Conference Final was the Montreal Canadiens. The Rangers secured their first appearance in the Stanley Cup Final in 20 years with a 1-0 win in Game 6 of the series against Montreal at MSG. The Blueshirts' inspiring run was derailed in the Final, where they lost to the Kings.



The Rangers were the class of the NHL during the 2014-15 season. Following their appearance in the Stanley Cup Final in 2013-14, the Blueshirts established single-season franchise records with 53 wins and 113 points and won the Presidents' Trophy for having the top record in the NHL.

Once again, the Rangers faced a three-games-to-one deficit in the Second Round of the playoffs, but the Blueshirts were able to rally against the Washington Capitals. Trailing by a goal with less than two minutes remaining in Game 5, the Rangers tied the contest and extended the series by winning the game in overtime. Following a win in Game 6 in Washington, the Rangers returned to New York and won Game 7 in overtime.

## LOOKING AHEAD

Following their record-setting season in 2014-15, the Rangers earned at least 100 points in both 2015-16 and 2016-17, marking only the second time in franchise history that the Rangers have registered at least 100 points in



three consecutive seasons. The Blueshirts look to build on that success in 2017-18 with a combination of experienced veterans and young talent.

With Vigneault guiding the Rangers in his fifth season behind the bench, the team will play an aggressive style that features offensive contributions from forwards and defensemen alike.

During this past summer, the Rangers signed defenseman Kevin Shattenkirk. A New Rochelle native who grew up a fan of the Rangers and idolized Brian Leetch, Shattenkirk is one of the premier offensive-defensemen in the NHL today. The addition of Shattenkirk enhances a Rangers squad that finished fourth in the NHL in goals scored last season.

Shattenkirk also helps a defense corps that is headlined by team captain Ryan McDonagh, who has played in the NHL All-Star Game in each of the last two seasons. Brady Skjei, who was named to the NHL's All-Rookie Team in 2016-17, continues to develop alongside 21-year-old Tony DeAngelo, while veterans Marc Staal, Brendan Smith, and Nick Holden provide stability on the blue line.

The Rangers' four-line offensive attack features a combination of veterans and youngsters that is among the best group of forwards in the league. Mats Zuccarello, Chris Kreider, and Rick Nash are among the most skilled players in the NHL, while Michael Grabner's speed makes him one of the league's most exciting players. Young forwards Mika Zibanejad, Kevin Hayes, and J.T. Miller, who are already a key part of the team's success, continue to progress and play major roles, while second-year forwards Jimmy Vesey and Pavel Buchnevich also continue their development.

The Rangers' goaltending will be anchored by Lundqvist, while veteran netminder Ondrej Pavelec will provide support during the season.

With the assortment of experience and youth the Rangers have, the present and future are bright on Broadway.

## ALL-TIME MANAGEMENT

### RANGERS PRESIDENTS

---

JOHN S. HAMMOND	(1926 - 1931-32)
WILLIAM F. CAREY	(1932-33)
JOHN REED KILPATRICK	(1933-34)
JOHN S. HAMMOND	(1934-35)
JOHN REED KILPATRICK	(1935-36 - 1959-60)
JOHN J. BERGEN	(1960-61 - 1961-62)
WILLIAM M. JENNINGS	(1962-63 - 1980-81)
JOHN H. KRUMPE	(1981-82 - Dec. 31, 1986)
RICHARD H. EVANS	(Jan. 1, 1987 - June 28, 1990)
JOHN C. DILLER	(June 29, 1990 - April 22, 1991)
NEIL SMITH	(June 19, 1992 - March 28, 2000)
GLEN SATHER	(June 1, 2000 - present)

### RANGERS GENERAL MANAGERS

---

LESTER PATRICK	(1926-27 - 1945-46)
FRANK BOUCHER	(1946-47 - 1954-55)
MUZZ PATRICK	(1955-56 - 1963-64)
EMILE FRANCIS	(1964-65 - Jan. 6, 1976)
JOHN FERGUSON	(Jan. 7, 1976 - June 2, 1978)
FRED SHERO	(June 2, 1978 - Nov. 21, 1980)
CRAIG PATRICK	(Nov. 21, 1980 - July 14, 1986)
PHIL ESPOSITO	(July 14, 1986 - May 24, 1989)
NEIL SMITH	(July 17, 1989 - March 28, 2000)
GLEN SATHER	(June 1, 2000 - July 1, 2015)
JEFF GORTON	(July 1, 2015 - present)

## ALL-TIME CAPTAINS

BILL COOK	(1926-27 - 1936-37)
ART COULTER	(1937-38 - 1941-42)
OTT HELLER	(1942-43 - 1944-45)
NEIL COLVILLE	(Oct. 20, 1945 - Dec. 21, 1948)
BUDDY O'CONNOR	(1949-50)
FRANK EDDOLLS	(1950-51 - Dec. 6, 1951)
ALLAN STANLEY	(Dec. 20, 1951 - Nov. 3, 1953)
DON RALEIGH	(Nov. 4, 1953 - 1954-55)
HARRY HOWELL	(1955-56 - 1956-57)
GEORGE SULLIVAN	(1957-58 - 1960-61)
ANDY BATHGATE	(1961-62 - Feb. 22, 1964)
CAMILLE HENRY	(Feb. 23, 1964 - Feb. 4, 1965)
BOB NEVIN	(Feb. 5, 1965 - 1970-71)
VIC HADFIELD	(1971-72 - 1973-74)
BRAD PARK	(1974-75 - Nov. 7, 1975)
PHIL ESPOSITO	(Nov. 12, 1975 - Oct. 10, 1978)
DAVE MALONEY	(Oct. 11, 1978 - Dec. 6, 1980)
WALT TKACZUK	(Dec. 7, 1980 - Feb. 3, 1981)
BARRY BECK	(Feb. 4, 1981 - May 9, 1986)
RON GRESCHNER	(Oct. 9, 1986 - Dec. 3, 1987)
KELLY KISIO	(Dec. 24, 1987 - May 30, 1991)
MARK MESSIER	(Oct. 7, 1991 - May 25, 1997)
BRIAN LEETCH	(Oct. 3, 1997 - July 13, 2000)
MARK MESSIER	(July 13, 2000 - April 3, 2004)
JAROMIR JAGR	(Oct. 5, 2006 - June 30, 2008)
CHRIS DRURY	(Oct. 3, 2008 - June 29, 2011)
RYAN CALLAHAN	(Sept. 12, 2011 - March 5, 2014)
RYAN McDONAGH	(Oct. 6, 2014 - present)



# Retired Numbers

# 7

## **ROD GILBERT** | 1960-1977

**Rod Gilbert had his famous No. 7 retired on October 14, 1979.**

A Rangers legend, Gilbert spent 15 full seasons with New York, skating in 1,065 career matches and tallying 406 goals and 615 assists for 1,021 points. His 406 career goals and 1,021 career points remain franchise records to this day, while his 615 assists are second only to Brian Leetch's 741. He also ranks third on the Rangers' all-time games played list with 1,065. At the time of his retirement, his 1,021 points ranked second among right wingers in NHL history behind Gordie Howe. Having played in eight NHL All-Star games (1964, 1965, 1967, 1969, 1970, 1972, 1975, 1977), his finest season came in 1971-72 when he registered 43 goals and 54 assists for 97 points and was named to the First NHL All-Star Team. That season, he combined with Jean Ratelle and Vic Hadfield to form the renowned G-A-G Line (Goal-A-Game). The three finished 3-4-5 in the NHL scoring race that season and led the Rangers to a berth in the Stanley Cup Finals. He was also a Second All-Star Team selection in 1967-68. In 1976, Gilbert won the Bill Masterton Trophy for perseverance and dedication to hockey. Then, in 1982,



he joined the immortals of the game upon his induction into the Hockey Hall of Fame. Later, he would be inducted into the Madison Square Garden Hall of Fame in 1984 and receive the Lester Patrick Trophy in 1991 for contributions to hockey in the United States.

# 1

## **ED GIACOMIN** | 1965-1975

**Ed Giacomin became the second player in team history to have his number retired when the Rangers honored his No. 1 on March 15, 1989.**

Always a fan favorite in New York, Giacomin spent over 10 seasons with the Rangers, appearing in 539 matches and posting a 267-172-89 mark, along with a 2.73 goals against average and 49 shutouts. On the Rangers all-time goaltending list, he ranked first overall in career wins (267) and shutouts (49), and second in appearances (539) at the time of his departure in 1975. The legendary goalie also



ranked at or near the top of several single season Ranger records, ranking first in wins for a season (38, 1968-69), tied for first in appearances for a season (70, 1968-69 and 1969-70) and tied for fourth in shutouts for a season (nine, 1966-67) at the time. Additionally, he is one of only two Ranger goalies in franchise history to reach the 30-win benchmark five times (1966-67, 1967-68, 1968-69, 1969-70, 1973-74). Giacomin played in six NHL All-Star Games (1967, 1968, 1969, 1970, 1971, 1973), including five straight appearances from 1967 to 1971. The netminder was selected as a First Team All-Star two times (1967, 1971), and was honored as a Second Team All-Star three times (1968, 1969, 1970). In 1971, he was awarded the Vezina Trophy as the NHL's top goaltender, sharing the honor with Gilles Villemure. In addition to his puckstopping

ability, Giacomin made Rangers history on March 19, 1972 when he became the first Blueshirt goalie to register a multiple-point game with two assists vs. Toronto at Madison Square Garden. He was inducted into the Hockey Hall of Fame in 1987.



## **MIKE RICHTER** | 1989-2003

**Mike Richter's No. 35 was raised to the rafters of Madison Square Garden on February 4, 2004.**

Drafted by the Rangers on June 15, 1985 as their second round selection, 28th overall, Richter spent his entire NHL career with the Blueshirts, fashioning a place in history as one of the finest goaltenders the franchise has ever known. In 666 career appearances, he posted a record of 301-258-73, along with a 2.89 goals against average and a .904 save percentage. At the time of his retirement in 2003, his 666 career appearances and 301 wins were franchise records, while his 24 shutouts were tied for the fourth-most. A three-time NHL All-Star (1992, 1994, 2000), Richter was named the Most Valuable Player at the 1994 contest at MSG. Later that season, he would help provide Rangers fans with their greatest triumph, backstopping the club to the 1994 Stanley Cup championship. During the championship run, he would establish a franchise record for playoff wins in one season (16) and tied a team record with four playoff shutouts during that magical spring. Richter's brilliance was not confined to the NHL, as he stepped onto the national stage with Team USA. A three-time United States Olympian (1988, 1998, 2002), Richter helped Team USA capture a silver medal at the 2002 Winter Olympics in Salt Lake City, Utah. He also led the U.S. to the 1996 World Cup of Hockey championship and was named the Most Valuable Player of the tournament. Richter was inducted into the United States Hockey Hall of Fame in 2008 and received the Lester Patrick Trophy in 2009.

# 35



## **MARK MESSIER** | 1991-1997, 2000-2004

**Mark Messier became the fourth player in Rangers history to have his number retired on January 12, 2006.**

Known simply as "The Captain," Messier's leadership skills and intangible qualities are as well-known and documented as his incredible list of on-ice accomplishments. At the time of his retirement in 2005, Messier ranked second in NHL history in points with 1,887 (only trailing Wayne Gretzky), seventh all-time in goals with 694, third in assists with 1,193, and second in games played with 1,756. The 16-time NHL All-Star joined the Rangers on October 4, 1991, and in his first season with the club, guided the team to the Presidents' Trophy. He led the team in scoring that season with 107 points and captured his second Hart Trophy as league MVP. He also set a Rangers record for most assists by a center, with 72, while becoming just the fifth player in franchise history to reach the 100-point plateau. In 1993-94, Messier led the Rangers to the team's second Presidents' Trophy in three seasons and carried the Rangers to their first Stanley Cup Championship in 54 years. He ranks second on the Rangers all-time playoff scoring list with 80 points and also places second in goals (29) and assists (51). A four-time NHL First Team All-Star and two-time winner of the Lester B. Pearson Award as the league MVP as voted by the players, Messier ranks fifth on the Rangers all-time scoring list with 691 points. Named the club's MVP in 1992, 1995 and 1996, he places seventh on the franchise's all-time list in goals with 250 and sixth in assists with 441. Messier, a two-time recipient of the Hart Trophy ('90, '92), has appeared in the third-most playoff contests in National Hockey League history (236) and ranks second in goals (109), assists (186), and points (295). The winner of the Conn Smythe Trophy in 1984 as the Most Valuable Player in the Stanley Cup Playoffs, Messier is a six-time Stanley Cup Champion and served as the captain of the 1990 Edmonton Oilers and the 1994 New York Rangers. Messier is the only player to have served as captain for two different teams that won the Stanley Cup. He was inducted into the Hockey Hall of Fame in 2007.

# 11



2

**BRIAN LEETCH | 1987-2004**

**Brian Leetch was honored on January 24, 2008, as the fifth Ranger and first defenseman to join the team's all-time legends when his No. 2 was retired at Madison Square Garden.**

Simply the best defenseman to ever wear the Blueshirt, Brian Leetch was drafted by the Rangers as their first round selection, ninth overall, on June 21, 1986. After a sparkling 18-year career, 17 of which were with the Rangers, Leetch finished with 247 goals and 781 assists for 1,028 points while skating in 1,205 games. As a Ranger, Leetch re-wrote every scoring record by a defenseman with 240 goals, 741 assists and 981 points. Additionally, his 741 assists rank first all-time amongst all skaters and only fellow Ranger great, Rod Gilbert, sits ahead of him on the Blueshirts' all-time scoring list. In 1988-89, he capped off an impressive rookie season by winning the Calder Memorial Trophy as the league's top rookie, becoming the first Ranger to win the award since Steve Vickers in 1972-73. In his playoff career, the defenseman ranks first all-time in assists (61) and points (89) in 82 post-season contests with the Rangers. During the storied 1993-94 season, Leetch helped the Rangers capture the team's second Presidents' Trophy in three seasons and was honored with the Conn Smythe Trophy as the Most Valuable Player during the playoffs on his way to leading the Rangers to their first Stanley Cup Championship in 54 years. The Corpus Christi, Texas, native is written into the NHL record books as one of the greatest



American-born players ever to lace up the skates, placing second only to Phil Housley on the all-time defenseman scoring list. A two-time Norris Trophy winner as the league's top defenseman and a two-time NHL First Team All-Star ('92, '97), Leetch also enjoyed international success, capturing a silver medal with Team USA at the 2002 Winter Olympics in Salt Lake City, Utah. In June of 1997, he was honored as one of 12 players voted to the All-Time USA Hockey Team, and he was inducted into the Hockey Hall of Fame in 2009.

9

**ADAM GRAVES | 1991-2001**

**Adam Graves became the sixth player in Rangers history and fourth from the 1994 Stanley Cup Championship team to have his number retired on February 3, 2009.**

One of the most popular figures to ever wear the Blueshirt, Adam Graves spent 10 years with the Rangers, setting a benchmark in professional sports for excellence both on and off the ice. Graves retired as a player in 2003 following a 16-year career, finishing with 329 goals and 287 assists for 616 points. The two-time Rangers' MVP ('93, '94) will always be best known for his achievements and contributions to the Rangers' magical 1994 Stanley Cup team, helping break a 54-year championship drought. Graves set the Rangers' single-season record for goals in the 1993-94 season, tallying 52 goals to break Vic Hadfield's 22-year mark of 50. His remarkable achievements during that storied season earned him an appearance in the NHL All-Star Game, and he was named as a NHL Second Team All-Star. Graves' accomplishments on the ice were matched only by his contributions off the ice, as is evident by his numerous awards and accolades celebrating his work in the community. He was recognized by the NHL with its King Clancy Memorial Trophy in 1994, as well as the NHL Player Foundation award in 2000. In 2001, the Professional Hockey Writer's Association honored Graves with the Bill Masterton Trophy. Outside his numerous league and team awards, Graves has been recognized with honors from countless organizations




and publications for his achievements in the community, including USA Weekend's "Most Caring Athlete" Award, Sports Illustrated for Kids' "Good Sport" Award and The Sporting News' "Good Guy" Award. Graves returned to the Rangers on July 19, 2005, in a unique dual role that uses his myriad of abilities in both the on-ice and off-ice areas of the organization. In this multi-faceted capacity, Graves is a key element in the development of the team's prospects while continuing to develop and execute the organization's many community outreach initiatives.

## **ANDY BATHGATE** | 1952-1964

**Andy Bathgate joined the team's all-time legends when his No. 9 was raised to the rafters of Madison Square Garden on February 22, 2009.**

Hall of Famer Andy Bathgate did it all for the Rangers in a remarkable 12-year span that saw him captain the team, win the NHL's Hart Trophy as league MVP, play in eight NHL All-Star Games, and tie for the league scoring lead. In 1,069 career games, he recorded 349 goals and 624 assists for 973 points in 17 NHL seasons. Bathgate joined the Rangers organization as a 17-year-old in 1949 and got his first call-up to the Blueshirts early in the 1952-53 season. The four-time Rangers' MVP ('57, '58, '59, '62) led the team in scoring eight times (1955-56, 1956-57, 1957-58, 1958-59, 1959-60, 1960-61, 1961-62, 1962-63). His finest season came in 1958-59, when he became the first Rangers player to net 40 goals in a single season and was awarded the Hart Trophy as the league's MVP. A two-time NHL First Team All-Star ('59, '62) and two-time NHL Second Team All-Star ('58, '63), Bathgate tied for the NHL scoring title during the 1961-62 season, only to lose the Art Ross Trophy to Bobby Hull because he had fewer goals. Named team captain in 1961-62, Bathgate helped the Rangers snap a four-year playoff drought that season. He remained captain right up until he left the Rangers in February 22, 1964. Upon his departure from the Blueshirts, Bathgate was the owner of every major team scoring record. His record-setting stretch of goals in 10 straight games (11 goals) during the 1962-63 season still stands today. He joined the immortals in the game of hockey when he was inducted into the Hockey Hall of Fame in 1978. Bathgate passed away on February 26, 2016.

9




## **HARRY HOWELL** | 1952-1969

**Harry Howell became the second defenseman in Rangers history to have his number retired when his No. 3 was honored on February 22, 2009 at Madison Square Garden.**

The benchmark for consistency and longevity, Harry Howell's NHL career spanned 21 seasons, including an amazing 17 consecutive seasons in a Rangers uniform. Howell skated in 1,411 career games, registering 94 goals and 324 assists for 418 points. His franchise record of 1,160 regular season games as a Ranger might never be broken. Inducted into the Hockey Hall of Fame in 1979, Howell joined the team as a 19-year-old on October 18, 1952, recording a goal in his first NHL game. Over the next 17 years, he became a fixture on defense for the Blueshirts, missing only 40 out of 1,200 regular-season games. Having played in six NHL All-Star Games as a member of the Rangers ('54, '63 - '65, '67, '68), his finest season came in 1966-67 when he registered 12 goals and 28 assists for 40 points to capture the Norris Trophy as the league's top defenseman and was selected to the NHL First All-Star Team. Howell was the last player to win the Norris Trophy before Bobby Orr won the award in each of the next eight seasons. The former team Captain ('55 - '57) was also honored as Rangers' MVP in 1964, and is one of only four Rangers - along with Andy Bathgate, Rod Gilbert, and Mark Messier - to have won the Frank Boucher Trophy in three consecutive seasons ('65 - '67).

3



# Rangers Jersey

The New York Rangers jersey has undergone several alterations throughout the team's history, but the original spirit has endured. Classic and timeless, representing the legacy of a storied franchise. True Broadway Blueshirt.



1926-27



1927-28



1928-41



1941-42



1942-45,  
1947-49



1945-46



1946-47



1949-63

HOME: 1951-63





**1951-63**

AWAY



**1963-76**

HOME: 1963-70 AWAY: 1970-76



**1963-76**

AWAY: 1963-70 HOME: 1970-76



**1976-78**

HOME



**1976-78**

AWAY



**1978-87**

AWAY



**1978-99**

HOME



**1987-97**  
AWAY



**1996-98,  
1999-2007**  
ALTERNATE



**1997-2007**  
AWAY: 1997-2003 HOME: 2003-07



**1998-99**  
ALTERNATE



**1999-2007**  
HOME: 1999-2003 AWAY: 2003-07



**2007-17**  
HOME




---

**2007-17**  
AWAY




---

**2010-17**  
HERITAGE JERSEY




---

**2012**  
NHL WINTER CLASSIC JERSEY




---

**2014**  
NHL STADIUM SERIES JERSEY




---

**2017-Present**  
HOME




---

**2017-Present**  
AWAY



# Rangers Crest

The New York Rangers crest has remained largely unchanged since its inception in 1926 - "New York" across the top complements "Rangers" stretching diagonally from top left to bottom right in classic blue, red and white - reflecting both the tradition and nostalgia of a time-honored Original Six club.



1926-35



1936-47



1948-53



1954-62



1962-68



---

**1969-76**



---

**1976-78**



---

**2012 NHL Winter Classic**



---

**2014 NHL Stadium Series**



---

**1979-Present**

# A Tradition of Rangers Greatness



## Prince of Wales Trophy \*

The Eastern Conference playoff champion.

**1993-94**

**2013-14**



## Presidents' Trophy \*\*

The club who finishes the regular season with the best overall record in the NHL.

**1941-42**

**1991-92**

**1993-94**

**2014-15**



## Vezina Trophy

The goalkeeper adjudged to be the best at his position.

Dave Kerr

**1939-40**

Ed Giacomin,

Gilles Villeneuve

**1970-71**

John Vanbiesbrouck

**1985-86**

Henrik Lundqvist

**2011-12**



## Lady Byng Memorial Trophy

The player adjudged to have exhibited the best type of sportsmanship and gentlemanly conduct combined with a high standard of playing ability.

Frank Boucher

**1927-31**

Frank Boucher

**1932-35**

Clint Smith

**1938-39**

Buddy O'Connor

**1947-48**

Edgar Laprade

**1949-50**

Andy Hebenton

**1956-57**

Camille Henry

**1957-58**

Jean Ratelle

**1971-72**

Wayne Gretzky

**1998-99**



## Ted Lindsay Award

Formerly known as the Lester B. Pearson Award for the most outstanding player in the National Hockey League, as voted by fellow members of the National Hockey League Players' Association.

Jean Ratelle

**1971-72**

Mark Messier

**1991-92**

Jaromir Jagr

**2005-06**



## Maurice "Rocket" Richard Trophy \*\*\*\*

The player finishing the regular season as the League's goal-scoring leader.

Bill Cook

**1926-27**

Bill Cook

**1931-32**

Bill Cook

**1932-33**

Bryan Hextall

**1939-40**

Bryan Hextall

**1940-41**

Lynn Patrick

**1941-42**



## Bill Masterton Memorial Trophy

The player who best exemplifies the qualities of perseverance, sportsmanship and dedication to hockey.

Jean Ratelle

**1970-71**

Rod Gilbert

**1975-76**

Anders Hedberg

**1984-85**

Adam Graves

**2000-01**

Dominic Moore

**2013-14**



## Jack Adams Award

An annual award presented by the National Hockey League Broadcasters' Association to the NHL coach adjudged to have contributed the most to his team's success.



## Art Ross Trophy \*\*\*

The player who leads the league in scoring points at the end of the regular season.

Bill Cook

**1926-27**

Bill Cook

**1932-33**

Bryan Hextall

**1941-42**



## King Clancy Memorial Trophy

The player who best exemplifies leadership qualities on and off the ice and has made a noteworthy humanitarian contribution to his community.

Adam Graves

1993-94



## Calder Memorial Trophy

The player selected as the most proficient in his first year of competition in the National Hockey League.

Kilby MacDonald	1939-40
Grant Warwick	1941-42
Edgar Laprade	1945-46
Pentti Lund	1948-49
Lorne Worsley	1952-53
Camille Henry	1953-54
Steve Vickers	1972-73
Brian Leetch	1988-89



## Conn Smythe Trophy

The most valuable player for his team during the playoffs, as selected by the Professional Hockey Writers' Association at the conclusion of the Stanley Cup finals.

Brian Leetch

1993-94



## Frank J. Selke Trophy

The forward who best excels in the defensive aspects of the game.



## GM of the Year Award

The top general manager in the NHL, as selected by the 30 club general managers and a panel of NHL executives, print, and broadcast media.



## Lester Patrick Trophy

For outstanding service to hockey in the United States.

William Jennings	1971
Terry Sawchuk	1971
Murray Murdoch	1974
Bill Chadwick	1975
Phil Esposito	1978
Fred Shero	1980
Emile Francis	1982
Lynn Patrick	1989
Rod Gilbert	1991
Frank Boucher	1993
Wayne Gretzky	1994
Brian Mullen	1995
Pat LaFontaine	1997
Craig Patrick	2000
Herb Brooks	2002
Larry Pleau	2002
John Davidson	2004
Marcel Dionne	2006
Brian Leetch	2007
John Halligan	2007
Mark Messier	2009
Mike Richter	2009
Bob Crocker	2015



## James Norris Memorial Trophy

The defense player who demonstrates throughout the season the greatest all-round ability in the position.

Doug Harvey	1961-62
Harry Howell	1966-67
Brian Leetch	1991-92
Brian Leetch	1996-97



## Hart Memorial Trophy

The player adjudged to be the most valuable to his team.

Buddy O'Connor	1947-48
Chuck Rayner	1949-50
Andy Bathgate	1958-59
Mark Messier	1991-92

\* The Prince of Wales Trophy was first awarded annually to the Wales/Eastern Conference playoff champion in 1981-82.  
 \*\* The Presidents' Trophy was first awarded annually for the 1985-86 season.  
 \*\*\* The Art Ross Trophy was first awarded annually for the 1947-48 season.  
 \*\*\*\* The Maurice "Rocket" Richard Trophy was first awarded annually for the 1998-99 season.

# Hall of Fame Selections

## RANGERS IN THE HOCKEY HALL OF FAME

PLAYERS (51)	YEAR INDUCTED	PLAYERS (CONT'D)	YEAR INDUCTED
Howie Morenz	1945	Allan Stanley	1981
Lester Patrick	1947	Rod Gilbert	1982
Bill Cook	1952	Bobby Hull	1983
Frank Boucher	1958	Phil Esposito	1984
Ching Johnson	1958	Jean Ratelle	1985
Earl Seibert	1963	Ed Giacomin	1987
Doug Bentley	1964	Guy Lafleur	1988
Babe Siebert	1964	Buddy O'Connor	1988
Max Bentley	1966	Brad Park	1988
Babe Pratt	1966	Clint Smith	1991
Neil Colville	1967	Marcel Dionne	1992
Bryan Hextall	1969	Edgar Laprade	1993
Bill Gadsby	1970	Fred "Bun" Cook	1995
Terry Sawchuk	1971	Wayne Gretzky	1999
Bernie Geoffrion	1972	Mike Gartner	2001
Doug Harvey	1973	Jari Kurri	2001
Chuck Rayner	1973	Pat LaFontaine	2003
Art Coulter	1974	Dick Duff	2006
Johnny Bower	1976	Mark Messier	2007
Tim Horton	1977	Glenn Anderson	2008
Andy Bathgate	1978	Brian Leetch	2009
Jacques Plante	1978	Luc Robitaille	2009
Harry Howell	1979	Pavel Bure	2012
Harry Lumley	1980	Brendan Shanahan	2013
Lynn Patrick	1980	Eric Lindros	2016
Gump Worsley	1980		

BUILDERS (9)	YEAR INDUCTED	BUILDERS (CONT'D)	YEAR INDUCTED
John Kilpatrick	1960	Craig Patrick	2001
William Jennings	1975	Roger Neilson	2002
Emile Francis	1982	Herb Brooks	2006
Bud Poile	1990	Fred Shero	2013
Glen Sather	1997		

## RANGERS IN THE U.S. HOCKEY HALL OF FAME

PLAYERS (18)	YEAR INDUCTED	PLAYERS (CONT'D)	YEAR INDUCTED
Taffy Abel	1973	John Vanbiesbrouck	2007
Myles Lane	1973	Brian Leetch	2008
Victor Desjardins	1974	Mike Richter	2008
Bill Moe	1974	Tony Amonte	2009
Robert E. Dill	1979	Kevin Hatcher	2010
John W. McCartan	1983	Eddie Olczyk	2012
Robbie Ftorek	1991	Doug Weight	2013
Pat LaFontaine	2003	Chris Drury	2015
Bobby Carpenter	2007	Mathieu Schneider	2015

COACHES (1)	YEAR INDUCTED	ADMINISTRATORS (3)	YEAR INDUCTED
Herb Brooks	1990	William M. Jennings	1981
		Craig Patrick	1996
		Larry Pleau	2000

## NHL ALL-STAR AND ALL-ROOKIE TEAM SELECTIONS

FIRST TEAM	
PLAYER, POSITION	YEAR
Bill Cook, right wing	1930-31
Lester Patrick, coach	1930-31
Bill Cook, right wing	1931-32
Ching Johnson, defense	1931-32
Lester Patrick, coach	1931-32
Frank Boucher, center	1932-33
Bill Cook, right wing	1932-33
Ching Johnson, defense	1932-33
Lester Patrick, coach	1932-33
Frank Boucher, center	1933-34
Lester Patrick, coach	1933-34
Frank Boucher, center	1934-35
Earl Seibert, defense	1934-35
Lester Patrick, coach	1934-35
Lester Patrick, coach	1935-36
Cecil Dillon, right wing	1937-38
Lester Patrick, coach	1937-38
Bryan Hextall, right wing	1939-40
Dave Kerr, goaltender	1939-40
Bryan Hextall, right wing	1940-41
Bryan Hextall, right wing	1941-42
Lynn Patrick, left wing	1941-42
Frank Boucher, coach	1941-42
Bill Gadsby, defense	1955-56
Bill Gadsby, defense	1957-58
Bill Gadsby, defense	1958-59
Andy Bathgate, right wing	1958-59
Andy Bathgate, right wing	1961-62
Doug Harvey, defense	1961-62
Ed Giacomin, goaltender	1966-67
Harry Howell, defense	1966-67
Brad Park, defense	1969-70
Ed Giacomin, goaltender	1970-71
Brad Park, defense	1971-72
Rod Gilbert, right wing	1971-72
Brad Park, defense	1973-74
John Vanbiesbrouck, goaltender	1985-86
Mark Messier, center	1991-92
Brian Leetch, defense	1991-92
Brian Leetch, defense	1996-97
Jaromir Jagr, right wing	2005-06
Henrik Lundqvist, goaltender	2011-12

ALL-ROOKIE TEAM	
PLAYER, POSITION	YEAR
Tomas Sandstrom, right wing	1984-85
Mike Ridley, center	1985-86
Tony Granato, right wing	1988-89
Brian Leetch, defense	1988-89
Tony Amonte, right wing	1991-92
Mike York, center	1999-00
Dan Blackburn, goaltender	2001-02
Henrik Lundqvist, goaltender	2005-06
Michael Del Zotto, defense	2009-10
Brady Skjei, defense	2016-17

SECOND TEAM	
PLAYER, POSITION	YEAR
Ching Johnson, defense	1930-31
Frank Boucher, center	1930-31
Bun Cook, left wing	1930-31
Ching Johnson, defense	1933-34
Bill Cook, right wing	1933-34
Cecil Dillon, right wing	1935-36
Cecil Dillon, right wing	1936-37
Dave Kerr, goaltender	1937-38
Art Coulter, defense	1937-38
Art Coulter, defense	1938-39
Neil Colville, center	1938-39
Art Coulter, defense	1939-40
Neil Colville, center	1939-40
Frank Boucher, coach	1939-40
Ott Heller, defense	1940-41
Phil Watson, center	1941-42
Bryan Hextall, right wing	1942-43
Lynn Patrick, left wing	1942-43
Buddy O'Connor, center	1947-48
Neil Colville, defense	1947-48
Chuck Rayner, goaltender	1948-49
Chuck Rayner, goaltender	1949-50
Tony Leswick, left wing	1949-50
Chuck Rayner, goaltender	1950-51
Hy Buller, defense	1951-52
Danny Lewicki, left wing	1954-55
Bill Gadsby, defense	1956-57
Andy Bathgate, right wing	1957-58
Camille Henry, left wing	1957-58
Dean Prentice, left wing	1959-60
Andy Bathgate, right wing	1962-63
Don Marshall, left wing	1966-67
Ed Giacomin, goaltender	1967-68
Jim Neilson, defense	1967-68
Rod Gilbert, right wing	1967-68
Ed Giacomin, goaltender	1968-69
Ed Giacomin, goaltender	1969-70
Brad Park, defense	1970-71
Vic Hadfield, left wing	1971-72
Jean Ratelle, center	1971-72
Brad Park, defense	1972-73
Steve Vickers, left wing	1974-75
Brian Leetch, defense	1990-91
Adam Graves, left wing	1993-94
Brian Leetch, defense	1993-94
Brian Leetch, defense	1995-96
Wayne Gretzky, center	1997-98
Marian Gaborik, right wing	2011-12
Henrik Lundqvist, goaltender	2012-13

## NHL ALL-STAR GAME SELECTIONS AND STATISTICS

SEASON	TEAM	PLAYER	G	A	PTS
1947-48	NHL All-Stars	Edgar Laprade	0	1	1
	NHL All-Stars	Tony Leswick	0	0	0
	NHL All-Stars	Grant Warwick	1	0	1
1948-49	NHL All-Stars	Neil Colville	0	0	0
	NHL All-Stars	Edgar Laprade	0	0	0
	NHL All-Stars	Tony Leswick	0	0	0
1949-50	NHL All-Stars	Martin Egan	0	0	0
	NHL All-Stars	Edgar Laprade	0	1	1
	NHL All-Stars	Tony Leswick	0	0	0
	NHL All-Stars	Buddy O'Connor	0	0	0
1950-51	NHL All-Stars	Chuck Rayner	31:30, 0 GA	-	-
	NHL All-Stars	Tony Leswick	0	0	0
	NHL All-Stars	Chuck Rayner	31:12, 3 GA	-	-
	NHL All-Stars	Edgar Laprade	0	0	0
1951-52	First Team NHL	Frank Eddolls	0	0	0
	First Team NHL	Don Raleigh	0	1	1
	Second Team NHL	Chuck Rayner	29:28, 1 GA	-	-
1952-53	First Team NHL	Reg Sinclair	0	0	0
	First Team NHL	Gaye Stewart	0	1	1
	Second Team NHL	Hy Buller	0	1	1
1953-54	First Team NHL	Leo Reise, Jr.	0	0	0
	NHL All-Stars	Wally Hergesheimer	2	0	2
	NHL All-Stars	Leo Reise, Jr.	0	0	0
1954-55	NHL All-Stars	Paul Ronty	0	1	1
	NHL All-Stars	Harry Howell	0	0	0
	NHL All-Stars	Don Raleigh	0	0	0
1955-56	NHL All-Stars	Paul Ronty	0	0	0
	NHL All-Stars	Dan Lewicki	0	0	0
	NHL All-Stars	David Creighton	0	0	0
1956-57	NHL All-Stars	Bill Gadsby	0	0	0
	NHL All-Stars	Red Sullivan	0	0	0
	NHL All-Stars	Red Sullivan	0	0	0
1957-58	NHL All-Stars	Andy Bathgate	1	1	2
	NHL All-Stars	Bill Gadsby	0	0	0
	NHL All-Stars	Dean Prentice	1	2	3
1958-59	NHL All-Stars	Andy Bathgate	2	0	2
	NHL All-Stars	Bill Gadsby	0	0	0
	NHL All-Stars	Camille Henry	0	1	1
1959-60	NHL All-Stars	Red Sullivan	0	1	1
	NHL All-Stars	Andy Bathgate	0	0	0
	NHL All-Stars	Bill Gadsby	0	0	0
	NHL All-Stars	Red Sullivan	0	0	0



## NHL ALL-STAR GAME SELECTIONS AND STATISTICS

SEASON	TEAM	PLAYER	G	A	PTS
1960-61	NHL All-Stars	Andy Bathgate	0	0	0
	NHL All-Stars	Bill Gadsby	0	0	0
	NHL All-Stars	Andy Hebenton	1	0	1
1961-62	NHL All-Stars	Red Sullivan	0	1	1
	NHL All-Stars	Andy Bathgate	0	1	1
	NHL All-Stars	Doug Harvey	0	0	0
1962-63	NHL All-Stars	Gump Worsley	30:00, 0 GA	-	-
	NHL All-Stars	Andy Bathgate	0	0	0
	NHL All-Stars	Doug Harvey	0	0	0
1963-64	NHL All-Stars	Dean Prentice	0	0	0
	NHL All-Stars	Gump Worsley	20:00, 0 GA	-	-
	NHL All-Stars	Andy Bathgate	0	0	0
1964-65	NHL All-Stars	Camille Henry	0	1	1
	NHL All-Stars	Harry Howell	0	0	0
	NHL All-Stars	Rod Gilbert	0	0	0
1965-66	NHL All-Stars	Camille Henry	0	0	0
	NHL All-Stars	Harry Howell	0	1	1
	NHL All-Stars	Rod Gilbert	0	0	0
1966-67	NHL All-Stars	Vic Hadfield	0	0	0
	NHL All-Stars	Harry Howell	0	0	0
	NHL All-Stars	Ed Giacomin	30:00, 1 GA	-	-
1967-68	NHL All-Stars	Rod Gilbert	0	0	0
	NHL All-Stars	Harry Howell	0	0	0
	NHL All-Stars	Don Marshall	0	0	0
1968-69	East	Ed Giacomin	40:00, 2 GA	-	-
	East	Rod Gilbert	0	1	1
	East	Bob Nevin	1	0	1
1969-70	East	Ed Giacomin	30:00, 1 GA	-	-
	East	Rod Gilbert	0	0	0
	East	Jim Neilson	0	0	0
1970-71	East	Brad Park	0	0	0
	East	Jean Ratelle	0	0	0
	East	Walt Tkaczuk	1	0	1
1970-71	East	Dave Balon	0	1	1
	East	Ed Giacomin	31:00, 2 GA	-	-
	East	Jim Neilson	0	0	0
1970-71	East	Brad Park	0	0	0
	East	Jean Ratelle	0	0	0
	East	Gilles Villemure	29:00, 0 GA	-	-

## NHL ALL-STAR GAME SELECTIONS AND STATISTICS

SEASON	TEAM	PLAYER	G	A	PTS
1971-72	East	Rod Gilbert	0	1	1
	East	Vic Hadfield	0	0	0
	East	Brad Park	0	1	1
	East	Jean Ratelle	1	0	1
	East	Rod Seiling	0	1	1
1972-73	East	Gilles Villemure	29:26, 0 GA	-	-
	East	Ed Giacomin	30:44, 3 GA	-	-
	East	Brad Park	0	1	1
	East	Jean Ratelle	0	0	0
	East	Gilles Villemure	29:16, 1 GA	-	-
1973-74	East	Brad Park	0	0	0
1974-75	Campbell	Rod Gilbert	0	0	0
	Campbell	Brad Park	0	0	0
	Campbell	Steve Vickers	0	0	0
1975-76	Campbell	Carol Vadnais	0	0	0
	Campbell	Steve Vickers	1	0	1
	Campbell	Phil Esposito	1	0	1
1976-77	Campbell	Rod Gilbert	0	1	1
	Campbell	Don Murdoch	0	0	0
	Campbell	Phil Esposito	0	0	0
1977-78	Campbell	Phil Esposito	0	0	0
	Campbell	Carol Vadnais	0	0	0
	Campbell	Anders Hedberg	0	0	0
1978-79	NHL (vs. USSR)	Ulf Nilsson	0	0	0
	NHL (vs. USSR)	Ulf Nilsson	0	0	0
	NHL (vs. USSR)	Ulf Nilsson	0	0	0
1979-80	Campbell	Phil Esposito	0	1	1
	Campbell	Ron Greschner	0	0	0
	Campbell	Ed Johnstone	0	2	2
1980-81	Campbell	Ed Johnstone	0	2	2
	Campbell	Ed Johnstone	0	2	2
	Campbell	Ed Johnstone	0	2	2
1981-82	Wales	Barry Beck	0	1	1
	Wales	Ron Duguay	0	0	0
	Wales	Ron Duguay	0	0	0
1982-83	Wales	Don Maloney	1	0	1
	Wales	Don Maloney	1	0	1
	Wales	Don Maloney	1	0	1
1983-84	Wales	Pierre Larouche	2	0	2
	Wales	Don Maloney (MVP)	1	3	4
	Wales	Don Maloney (MVP)	1	3	4
1984-85	Wales	Anders Hedberg	1	0	1
	Wales	Anders Hedberg	1	0	1
	Wales	Anders Hedberg	1	0	1
1985-86	Wales	Reijo Ruotsalainen	0	0	0
	Wales	Reijo Ruotsalainen	0	0	0
	Wales	Reijo Ruotsalainen	0	0	0
1986-87	NHL (vs. USSR)	Tomas Sandstrom	0	0	0
	NHL (vs. USSR)	Tomas Sandstrom	0	0	0
	NHL (vs. USSR)	Tomas Sandstrom	0	0	0
1987-88	Wales	Tomas Sandstrom	1	0	1
	Wales	Tomas Sandstrom	1	0	1
	Wales	Tomas Sandstrom	1	0	1
1988-89	Wales	Brian Mullen	0	1	1
	Wales	Brian Mullen	0	1	1
	Wales	Brian Mullen	0	1	1
1989-90	Wales	Brian Leetch	0	0	0
	Wales	Brian Leetch	0	0	0
	Wales	Brian Leetch	0	0	0
1990-91	Wales	Brian Leetch	0	0	0
	Wales	Brian Leetch	0	0	0
	Wales	Brian Leetch	0	0	0
	Wales	Darren Turcotte	0	1	1
	Wales	Darren Turcotte	0	1	1
	Wales	Darren Turcotte	0	1	1

## NHL ALL-STAR GAME SELECTIONS AND STATISTICS

SEASON	TEAM	PLAYER	G	A	PTS
1991-92	Wales	Brian Leetch	0	0	0
	Wales	Mark Messier	0	1	1
	Wales	Mike Richter	20:00, 2 GA	-	-
1992-93	Wales	Mike Gartner (MVP)	4	1	5
	Wales	Kevin Lowe	0	1	1
	Wales	Brian Leetch (Injured)	-	-	-
1993-94	Wales	Mark Messier (Injured)	-	-	-
	Eastern	Adam Graves	0	2	2
	Eastern	Brian Leetch	0	0	0
1995-96	Eastern	Mark Messier	1	2	3
	Eastern	Mike Richter (MVP)	20:00, 2 GA	-	-
	Eastern	Brian Leetch	0	1	1
1996-97	Eastern	Mark Messier	0	1	1
	Eastern	Pat Verbeek	1	1	2
	Eastern	Wayne Gretzky	0	1	1
1997-98	Eastern	Brian Leetch	0	0	0
	Eastern	Mark Messier	1	2	3
	North America	Wayne Gretzky	0	2	2
1998-99	North America	Brian Leetch	0	0	0
	North America	Wayne Gretzky (MVP)	1	2	3
	North America	Mike Richter	20:00, 4 GA	-	-
2000-01	North America	Theoren Fleury	2	1	3
	North America	Brian Leetch	0	1	1
	North America	Brian Leetch	0	0	0
2001-02	North America	Eric Lindros (Injured)	-	-	-
	North America	Mike York	0	0	0
	North America	Brian Leetch (Injured)	-	-	-
2002-03	Eastern	Tom Poti	0	0	0
	Eastern	Mark Messier	1	1	2
	Eastern	Jaromir Jagr	0	1	1
2003-04	Eastern	Brendan Shanahan	0	0	0
	Eastern	Scott Gomez	0	1	1
	Eastern	Henrik Lundqvist	20:00, 6 GA	-	-
2006-07	Team Staal	Henrik Lundqvist	18:36, 3 GA	-	-
	Team Staal	Marc Staal	0	0	0
	Team Alfredsson	Henrik Lundqvist	19:49, 3GA	-	-
2007-08	Team Alfredsson	Dan Girardi	0	1	1
	Team Chara	Marian Gaborik (MVP)	3	1	4
	Team Toews	Rick Nash	2	0	2
2008-09	Metropolitan	Ryan McDonagh	0	0	0
	Metropolitan	Ryan McDonagh	0	0	0
	Metropolitan	Ryan McDonagh	0	0	0

## TEAM AWARD WINNERS

### RANGERS MVP (AS VOTED BY THE PROFESSIONAL HOCKEYWRITERS ASSOCIATION)

Lynn Patrick	1941-42
Lynn Patrick	1942-43
Ott Heller and Bryan Hextall	1943-44
Ab DeMarco	1944-45
Chuck Rayner	1945-46
Chuck Rayner	1946-47
Buddy O'Connor	1947-48
Edgar Laprade and Chuck Rayner	1948-49
Edgar Laprade	1949-50
Don Raleigh	1950-51
Hy Buller	1951-52
Paul Ronty	1952-53
Wally Hergesheimer	1953-54
Danny Lewicki	1954-55
Bill Gadsby	1955-56
Andy Bathgate	1956-57
Andy Bathgate	1957-58
Andy Bathgate	1958-59
Dean Prentice	1959-60
Lorne Worsley	1960-61
Andy Bathgate	1961-62
Lorne Worsley	1962-63
Harry Howell	1963-64
Don Marshall	1964-65
Bob Nevin	1965-66
Ed Giacomin	1966-67
Rod Gilbert	1967-68
Ed Giacomin	1968-69
Walter Tkaczuk	1969-70
Ed Giacomin	1970-71
Jean Ratelle	1971-72
Jean Ratelle	1972-73
Brad Park	1973-74
Rod Gilbert	1974-75
Rod Gilbert	1975-76
Dave Maloney	1976-77
Walter Tkaczuk	1977-78
Phil Esposito	1978-79
Anders Hedberg	1979-80
Eddie Johnstone	1980-81
Barry Beck and Mike Rogers	1981-82
Mark Pavelich	1982-83
Barry Beck	1983-84
Tomas Sandstrom	1984-85
John Vanbiesbrouck	1985-86
Walt Poddubny	1986-87
James Patrick	1987-88
Brian Leetch	1988-89
John Ogradnick	1989-90
Brian Leetch	1990-91
Mark Messier	1991-92
Adam Graves	1992-93
Adam Graves	1993-94
Mark Messier	1994-95
Mark Messier	1995-96
Brian Leetch	1996-97
Wayne Gretzky	1997-98
Brian Leetch	1998-99
Mike Richter	1999-00
Brian Leetch	2000-01
Mike Richter	2001-02

Brian Leetch	2002-03
Bobby Holik	2003-04
Jaromir Jagr	2005-06
Henrik Lundqvist	2006-07
Henrik Lundqvist	2007-08
Henrik Lundqvist	2008-09
Henrik Lundqvist	2009-10
Henrik Lundqvist	2010-11
Henrik Lundqvist	2011-12
Henrik Lundqvist	2012-13
Ryan McDonagh	2013-14
Rick Nash	2014-15
Henrik Lundqvist	2015-16
Ryan McDonagh	2016-17

### PLAYERS' PLAYER AWARD

Andy Heberton	1958-59
Red Sullivan and Andy Heberton	1959-60
Andy Heberton	1960-61
Earl Ingarfield	1961-62
Andy Bathgate	1962-63
Rod Gilbert and Phil Goyette	1963-64
Harry Howell	1964-65
Wayne Hillman and Don Marshall	1965-66
Harry Howell	1966-67
Jean Ratelle	1967-68
Jean Ratelle	1968-69
Jean Ratelle	1969-70
Jean Ratelle	1970-71
Vic Hadfield	1971-72
Walter Tkaczuk	1972-73
Ted Irvine	1973-74
Jean Ratelle	1974-75
John Davidson	1975-76
John Davidson and Phil Esposito	1976-77
John Davidson and Ron Greschner	1977-78
Ulf Nilsson	1978-79
Don Maloney	1979-80
Don Maloney	1980-81
Tom Laidlaw and Mark Pavelich	1981-82
Tom Laidlaw	1982-83
Glen Hanlon	1983-84
Reijo Ruotsalainen	1984-85
John Vanbiesbrouck	1985-86
Don Maloney	1986-87
James Patrick	1987-88
Guy Lafleur	1988-89
Kelly Kisio	1989-90
Mike Richter	1990-91
Adam Graves	1991-92
Adam Graves	1992-93
Eddie Olczyk	1993-94
Adam Graves	1994-95
Mark Messier	1995-96
Darren Langdon	1996-97
Darren Langdon	1997-98
Adam Graves	1998-99
Mike Richter	1999-00
Brian Leetch	2000-01
Brian Leetch	2001-02
Brian Leetch	2002-03
Brian Leetch	2003-04
Jed Ortmeyer and Kevin Weekes	2005-06
Brendan Shanahan	2006-07

## TEAM AWARD WINNERS

### PLAYERS' PLAYER AWARD (cont'd)

Colton Orr and Jason Strudwick	2007-08
Chris Drury and Blair Betts	2008-09
Chris Drury	2009-10
Ryan Callahan	2010-11
Ryan Callahan	2011-12
Ryan Callahan	2012-13
Ryan McDonagh	2013-14
Rick Nash	2014-15
Jesper Fast	2015-16
Jesper Fast	2016-17

### STEVEN McDONALD (EXTRA EFFORT AWARD)

*The Steven McDonald Extra Effort Award is presented annually to the player who, as chosen by the fans, "goes above and beyond the call of duty". The award, which has been given annually since the 1987-88 season, bears the name of New York City Police Detective Steven McDonald, who was shot and injured in the line of duty on July 12, 1986 and passed away on January 10, 2017.*

Jan Erixon	1987-88
Tony Granato	1988-89
John Vanbiesbrouck and Kelly Kisio	1989-90
Jan Erixon	1990-91
Adam Graves	1991-92
Adam Graves	1992-93
Adam Graves	1993-94
Mark Messier	1994-95
Mark Messier	1995-96
Brian Leetch	1996-97
Wayne Gretzky	1997-98
Adam Graves	1998-99
Adam Graves	1999-00
Sandy McCarthy	2000-01
Sandy McCarthy	2001-02
Matthew Barnaby	2002-03
Jed Ortmeyer	2003-04
Henrik Lundqvist	2005-06
Jed Ortmeyer	2006-07
Brandon Dubinsky	2007-08
Ryan Callahan	2008-09
Ryan Callahan	2009-10
Brandon Prust	2010-11
Ryan Callahan	2011-12
Ryan Callahan	2012-13
Mats Zuccarello	2013-14
Cam Talbot	2014-15
Mats Zuccarello	2015-16
Mats Zuccarello	2016-17

### JOHN HALLIGAN GOOD GUY AWARD (COOPERATION WITH MEDIA)

*The John Halligan Good Guy Award recognizes a player for their cooperation with the media throughout the season. The award has been presented annually since the 1974-75 season, and was renamed in 2009-10 to honor the team's late public relations director. Halligan joined the Rangers organization in 1963, and served a number of roles in his 24 years with the Rangers, including Public Relations Director and Business Manager, Vice President of Communications, and Director of Community Relations and Special Projects. Following his distinguished 53-year career with the Rangers and the National Hockey League, Halligan was honored by USA Hockey and the NHL with the Lester Patrick Award in 2007 for his service to hockey in the United States. Halligan passed away on January 20, 2010.*

Ted Irvine	1974-75
Ron Harris	1975-76
John Davidson	1976-77
Rod Gilbert	1977-78
Dave Maloney	1978-79
Anders Hedberg	1979-80
Don Maloney	1980-81
Barry Beck	1981-82
Rob McClanahan	1982-83
Pierre Larouche	1983-84
John Vanbiesbrouck	1984-85
Ron Greschner	1985-86
James Patrick	1986-87
Bob Froese	1987-88
Tony Granato	1988-89
Kelly Kisio	1989-90
Mike Richter	1990-91
Mark Messier	1991-92
Adam Graves	1992-93
Neil Smith	1993-94
Kevin Lowe	1994-95
Glenn Healy	1995-96
Wayne Gretzky	1996-97
Alex Kovalev	1997-98
Kevin Stevens	1998-99
Tim Taylor	1999-00
Petr Nedved	2000-01
Brian Leetch	2001-02
Bobby Holik	2002-03
Eric Lindros	2003-04
Jaromir Jagr	2005-06
Brendan Shanahan	2006-07
Henrik Lundqvist	2007-08
Tom Renney	2008-09
Vinny Prospal and Erik Christensen	2009-10
Ryan Callahan	2010-11
Brian Boyle	2011-12
Dan Girardi	2012-13
Marc Staal	2013-14
Derek Stepan	2014-15
Ryan McDonagh	2015-16
Rick Nash	2016-17

## TEAM AWARD WINNERS

### LARS-ERIK SJOBERG AWARD (BEST ROOKIE OF TRAINING CAMP)

*The Lars-Erik Sjoberg is awarded annually to the top Rangers rookie during training camp. The award, which was first presented in 1988, bears the name of Lars-Erik Sjoberg, who was the Rangers chief European scout for eight years. During his time with the Blueshirts, Sjoberg played a prominent role in the team's decision to draft Europeans such as Tomas Sandstrom, Jan Erixon, and Ulf Dahlen. Prior to joining the Rangers as a scout, Sjoberg played five seasons with the Winnipeg Jets during their time in the World Hockey Association (WHA), and also skated with Winnipeg in its inaugural NHL season in 1979-80. He passed away on October 20, 1987 at the age of 43.*

Mike Richter	1988
Troy Mallette	1989
Steven Rice	1990
Tony Amonte	1991
Peter Andersson	1992
Mattias Norstrom	1993
Mattias Norstrom	1994
Niklas Sundstrom	1995
Eric Cairns	1996
Marc Savard	1997
Manny Malhotra	1998
Kim Johnsson	1999
Filip Novak	2000
Dan Blackburn	2001
Jamie Lundmark	2002
Dominic Moore	2003
Henrik Lundqvist	2005
Nigel Dawes and Brandon Dubinsky	2006
Marc Staal	2007
Lauri Korpikoski	2008
Matt Gilroy	2009
Derek Stepan	2010
Carl Hagelin	2011
Jesper Fast	2013
Anthony Duclair	2014
Oscar Lindberg	2015
Jimmy Vesey	2016

### RANGERS FAN CLUB FRANK BOUCHER TROPHY (MOST POPULAR PLAYER ON AND OFF THE ICE)

*The Frank Boucher Trophy is awarded annually to the Ranger who is considered the most popular player on and off the ice, as chosen by members of the Rangers Fan Club. The trophy bears the name of Rangers legend and Hall of Famer Frank Boucher, who was a member of the organization for 31 years as a player, coach, and general manager. During his 13-year playing career with the Blueshirts, he won the Lady Byng Trophy seven times, the most of any player in NHL history, and captured the Stanley Cup in 1927-28 and 1932-33. He also led the Rangers to the franchise's third Stanley Cup in his first season as head coach in 1939-40. He is one of only two men, along with Lester Patrick, who have won three Stanley Cups with the Rangers.*

Don Raleigh	1951-52
Wally Hergesheimer	1952-53
Johnny Bower	1953-54
Edgar Laprade	1954-55
Lorne Worsley	1955-56

Andy Bathgate	1956-57
Andy Bathgate	1957-58
Andy Bathgate	1958-59
Dean Prentice	1959-60
Lorne Worsley	1960-61
Andy Bathgate	1961-62
Lorne Worsley	1962-63
Rod Gilbert	1963-64
Harry Howell	1964-65
Harry Howell	1965-66
Harry Howell	1966-67
Rod Gilbert	1967-68
Ed Giacomini	1968-69
Walter Tkaczuk	1969-70
Dave Balon	1970-71
Jean Ratelle	1971-72
Jean Ratelle	1972-73
Brad Park	1973-74
Rod Gilbert	1974-75
Rod Gilbert	1975-76
Rod Gilbert	1976-77
Pat Hickey	1977-78
Phil Esposito	1978-79
Phil Esposito	1979-80
Eddie Johnstone	1980-81
Nick Fotiu	1981-82
Mark Pavelich	1982-83
Barry Beck and Nick Fotiu	1983-84
Anders Hedberg and Mike Rogers	1984-85
John Vanbiesbrouck	1985-86
Walt Poddubny	1986-87
Walt Poddubny	1987-88
Guy Lafleur	1988-89
Brian Mullen	1989-90
Mike Richter	1990-91
Mark Messier	1991-92
Mike Gartner	1992-93
Adam Graves	1993-94
Mark Messier	1994-95
Mark Messier	1995-96
Mark Messier	1996-97
Wayne Gretzky	1997-98
Mike Richter	1998-99
Mike Richter	1999-00
Brian Leetch	2000-01
Mike Richter	2001-02
Mike Dunham	2002-03
Eric Lindros	2003-04
Jaromir Jagr	2005-06
Henrik Lundqvist	2006-07
Sean Avery	2007-08
Blair Betts	2008-09
Henrik Lundqvist	2009-10

### RANGERS FAN CLUB ROOKIE OF THE YEAR

John Vanbiesbrouck	1984-85
Mike Ridley	1985-86
Terry Carkner	1986-87
Ulf Dahlen	1987-88
Brian Leetch and Tony Granato	1988-89
Darren Turcotte	1989-90
Mike Richter	1990-91
Tony Amonte	1991-92
Sergei Zubov	1992-93

## TEAM AWARD WINNERS

RANGERS FAN CLUB ROOKIE OF THE YEAR (cont'd)	
Alexander Karpovtsev	1993-94
Mike York	1999-00
Tomas Kloucek	2000-01
Dan Blackburn	2001-02
Jamie Lundmark	2002-03
Jed Ortmeyer	2003-04
Henrik Lundqvist	2005-06
Dan Girardi	2006-07
Brandon Dubinsky	2007-08
Lauri Korpikoski	2008-09
Michael Del Zotto	2009-10

### RANGERS FAN CLUB CEIL SAIDEL MEMORIAL AWARD (FOR DEDICATION TO THE ORGANIZATION ON AND OFF THE ICE)

*The Ceil Saidel Memorial Award is given annually to recognize a player, as chosen by members of the Rangers Fan Club, for their dedication to the organization on and off the ice. The award, which was first presented in 1994-95, bears the name of Ceil Saidel, who was a longtime Rangers season ticket holder and member of the Fan Club since its inception in 1951. During the 1994 Playoffs, Saidel's life was taken suddenly in an attempted robbery.*

Adam Graves	1994-95
Adam Graves and Glenn Healy	1995-96
Adam Graves	1996-97
Adam Graves	1997-98
Adam Graves	1998-99
Adam Graves	1999-00
Adam Graves	2000-01
Brian Leetch	2001-02
Brian Leetch	2002-03
Mark Messier	2003-04
Henrik Lundqvist	2005-06
Brendan Shanahan	2006-07
Brendan Shanahan	2007-08
Henrik Lundqvist	2008-09
Erik Christensen	2009-10

"CRUMB BUM" AWARD (FOR SERVICE TO NEW YORK YOUNGSTERS)	
Ed Hospodar	1981
Barry Beck	1982
Nick Fotiu	1983
Dave and Don Maloney	1984
Ron Greschner	1985
John Vanbiesbrouck	1987
Pierre Larouche	1988
Guy Lafleur	1989
Carey Wilson	1990
Mike Gartner	1991
Kris King	1992
Adam Graves	1993
Brian Leetch	1994
Mark Messier	1995
Jeff Beukeboom	1996
Mike Richter	1997
Rod Gilbert	1999
Matthew Barnaby	2004





I N



THE PAST

## ALL-TIME RECORD VS. NHL

	NEW YORK RANGERS VS.	GP	W	L	T	OT	GF	GA	PTS
OVERALL	Boston	643	255	289	97	2	1,872	2,017	609
	Montreal	623	194	330	94	5	1,609	2,095	487
	Toronto	608	230	276	95	7	1,758	1,922	562
	Chicago	587	241	246	98	2	1,666	1,709	582
	Detroit (a)	587	219	262	103	3	1,608	1,780	544
	Philadelphia	289	130	114	37	8	856	847	305
	Pittsburgh	271	126	109	23	13	955	909	288
	NY Islanders	262	125	110	19	8	872	845	277
	New Jersey (K.C. - Col.)	239	114	89	27	9	786	705	264
	Washington	214	96	93	18	7	718	727	217
	Buffalo	177	71	76	25	5	547	565	172
	St. Louis	139	79	43	16	1	488	374	175
	Dallas (Min.)	138	74	40	22	2	479	395	172
	Carolina (Hfd.)	136	75	52	7	2	443	367	159
	Los Angeles	133	69	45	16	3	488	411	157
	Vancouver	119	78	32	8	1	483	338	165
	Calgary (Atl.)	115	45	54	15	1	368	434	106
	Tampa Bay	95	47	36	5	7	298	277	106
	Florida	92	51	29	6	6	272	215	114
	Ottawa	89	40	42	3	4	237	248	87
	Colorado (Que.)	84	39	32	7	6	309	279	91
	Arizona (Wpg. - Phx.)	76	45	25	6	0	288	247	96
	Edmonton	72	31	30	9	2	253	248	73
	Winnipeg (Atl.)	59	28	20	1	10	169	165	67
	San Jose	37	24	9	3	1	133	100	52
	Anaheim	33	15	16	1	1	92	97	32
	Columbus	29	16	11	1	1	88	89	34
	Nashville	24	13	8	1	2	68	54	29
	Minnesota	22	14	8	0	0	68	61	28
	Vegas	-	-	-	-	-	-	-	-
	Defunct Clubs (b)	278	169	64	45	0	901	581	383
TOTALS		6,270	2,753	2,590	808	119	19,172	19,101	6,433

(a) Includes records of Detroit Cougars and Detroit Falcons

(b) Teams are: Brooklyn and New York Americans, Cleveland Barons (Calif.), Montreal Maroons, Ottawa Senators (1926-1934), Philadelphia Quakers, Pittsburgh Pirates and St. Louis Eagles.\* For the 1999-00 season, the NHL awarded teams one point for a regulation tie (RT.) Beginning in 2000-01, the NHL amended the rule, awarding teams one point for an overtime loss (OTL.) During the 2005-06 season, the NHL instituted the shootout to follow a scoreless five-minute overtime to eliminate ties. The winning team in the shootout gains two points and a win in the standings, while the losing team receives one point, recorded as an "OT" in the standings.

ALL-TIME RECORD VS. NHL

	NEW YORK RANGERS VS.	GP	W	L	T	OT	GF	GA	PTS
HOME	Boston	323	147	121	55	0	987	897	349
	Montreal	311	128	127	54	2	893	896	312
	Toronto	305	132	113	56	4	946	894	324
	Chicago	293	122	116	55	0	858	825	299
	Detroit (a)	293	141	95	57	0	887	753	339
	Philadelphia	144	68	49	23	4	451	403	163
	Pittsburgh	137	70	52	9	6	507	448	155
	NY Islanders	131	71	44	11	5	466	384	158
	New Jersey (K.C. - Col.)	118	63	31	20	4	415	313	150
	Washington	107	52	42	9	4	385	355	117
	Buffalo	87	39	30	15	3	273	232	96
	Dallas (Min.)	70	39	19	11	1	238	187	90
	Carolina (Hfd.)	69	46	17	4	2	241	158	98
	St. Louis	67	47	13	6	1	266	160	101
	Los Angeles	65	38	20	6	1	252	193	83
	Vancouver	61	41	14	5	1	258	162	88
	Calgary (Atl.)	59	30	24	5	0	197	197	65
	Tampa Bay	49	26	17	2	4	161	135	58
	Florida	46	26	14	4	2	144	103	58
	Ottawa	44	17	25	0	2	117	128	36
	Colorado (Que.)	42	22	13	4	3	156	117	51
	Arizona (Wpg. - Phx.)	38	26	10	2	0	159	123	54
	Edmonton	37	14	16	6	1	138	132	35
	Winnipeg (Atl.)	30	11	12	1	6	80	86	29
	San Jose	17	12	4	1	0	66	44	25
	Anaheim	17	9	7	1	0	48	40	19
	Nashville	13	6	5	1	1	34	28	14
	Columbus	13	7	4	1	1	45	42	16
	Minnesota	10	7	3	0	0	33	26	14
	Vegas	-	-	-	-	-	-	-	-
	Defunct Clubs (b)	139	87	30	22	0	463	286	196
	TOTALS	3,135	1,544	1,087	446	58	10,164	8,747	3,592

	NEW YORK RANGERS VS.	GP	W	L	T	OT	GF	GA	PTS
AWAY	Boston	320	108	168	42	2	885	1,120	260
	Montreal	312	66	203	40	3	716	1,199	175
	Toronto	303	98	163	39	3	812	1,028	238
	Chicago	294	119	130	43	2	808	884	283
	Detroit (a)	294	78	167	46	3	721	1,027	205
	Philadelphia	145	62	65	14	4	405	444	142
	Pittsburgh	134	56	57	14	7	448	461	133
	NY Islanders	131	54	66	8	3	406	461	119
	New Jersey (K.C. - Col.)	121	51	58	7	5	371	392	114
	Washington	107	44	51	9	3	333	372	100
	Buffalo	90	32	46	10	2	274	333	76
	St. Louis	72	32	30	10	0	222	214	74
	Dallas (Min.)	68	35	21	11	1	241	208	82
	Los Angeles	68	31	25	10	2	236	218	74
	Carolina (Hfd.)	67	29	35	3	0	202	209	61
	Vancouver	58	37	18	3	0	225	176	77
	Calgary (Atl.)	56	15	30	10	1	171	237	41
	Tampa Bay	46	21	19	3	3	137	142	48
	Florida	46	25	15	2	4	128	112	56
	Ottawa	45	23	17	3	2	120	120	51
	Colorado (Que.)	42	17	19	3	3	153	162	40
	Arizona (Wpg. - Phx.)	38	19	15	4	0	129	124	42
	Edmonton	35	17	14	3	1	115	116	38
	Winnipeg (Atl.)	29	17	8	0	4	89	79	38
	San Jose	20	12	5	2	1	67	56	27
	Anaheim	16	6	9	0	1	44	57	13
	Columbus	16	9	7	0	0	43	47	18
	Minnesota	12	7	5	0	0	35	35	14
	Nashville	11	7	3	0	1	34	26	15
	Vegas	-	-	-	-	-	-	-	-
	Defunct Clubs (b)	139	82	34	23	0	438	295	187
	TOTALS	3,135	1,209	1,503	362	61	9,008	10,354	2,841

(a) Includes records of Detroit Cougars and Detroit Falcons  
(b) Teams are: Brooklyn and New York Americans, Cleveland Barons (Calif.), Montreal Maroons, Ottawa Senators (1926-1934), Philadelphia Quakers, Pittsburgh Pirates and St. Louis Eagles.\* For the 1999-00 season, the NHL awarded teams one point for a regulation tie (RT.) Beginning in 2000-01, the NHL amended the rule, awarding teams one point for an overtime loss (OTL.) During the 2005-06 season, the NHL instituted the shootout to follow a scoreless five-minute overtime to eliminate ties. The winning team in the shootout gains two points and a win in the standings, while the losing team receives one point, recorded as an "OT" in the standings.

## SPECIAL TEAMS STATISTICS YEAR-BY-YEAR

YEAR	POWER PLAY				PENALTY KILLING			
	PPG	ADV	PCT	SHGA	PPGA	TSH	PCT	SHG
1967-68	46	217	21.2	7	42	223	81.2	1
1968-69	56	275	20.4	9	35	223	84.3	4
1969-70	52	295	17.6	7	40	269	85.1	7
1970-71	60	234	25.6	3	41	253	83.8	5
1971-72	60	257	23.3	10	44	282	84.4	14
1972-73	54	238	22.7	5	39	250	84.4	5
1973-74	66	222	29.7	2	45	239	81.2	9
1974-75	84	296	28.4	7	54	295	81.7	6
1975-76	67	323	20.7	11	68	277	75.5	3
1976-77	60	290	20.7	16	55	268	79.5	6
1977-78	78	279	28.0	6	48	244	80.3	10
1978-79	75	306	24.5	12	78	311	74.9	9
1979-80	79	304	26.0	7	54	303	82.2	8
1980-81	63	351	17.9	12	83	392	78.8	14
1981-82	68	306	22.2	12	75	319	76.5	7
1982-83	71	317	22.4	8	75	312	76.0	12
1983-84	74	295	25.1	11	76	347	78.1	12
1984-85	72	305	23.6	8	64	333	80.8	9
1985-86	73	362	20.2	4	81	365	77.8	9
1986-87	75	375	20.0	15	71	379	81.3	12
1987-88	111	491	22.6	11	82	423	80.6	6
1988-89	85	457	18.6	17	85	369	77.0	13
1989-90	103	442	23.3	8	77	362	78.7	7
1990-91	92	389	23.7	10	73	362	79.8	9
1991-92	81	387	20.9	12	60	395	84.8	14
1992-93	77	420	18.3	18	84	446	81.2	12
1993-94	96	417	23.0	5	67	435	84.6	20
1994-95	40	200	20.0	3	34	211	83.9	5
1995-96	85	429	19.8	11	89	495	82.0	6
1996-97	63	287	22.0	5	69	344	79.9	15
1997-98	62	351	17.7	13	55	377	85.4	0
1998-99	71	348	20.4	9	48	336	85.7	7
1999-00	55	325	16.9	9	49	292	83.2	5
2000-01	65	363	17.9	12	86	400	78.5	16
2001-02	48	326	14.7	5	80	398	79.9	8
2002-03	55	339	16.2	8	73	388	81.2	8
2003-04	46	322	14.3	8	80	388	79.4	6
2005-06	83	440	18.9	9	79	486	83.7	4
2006-07	75	406	18.5	6	65	400	83.8	11
2007-08	61	370	16.5	6	53	343	84.5	4
2008-09	48	346	13.9	14	40	329	87.8	9
2009-10	55	301	18.3	7	50	318	84.3	5
2010-11	49	290	16.9	5	42	257	83.7	11
2011-12	44	280	15.7	4	36	260	86.2	8
2012-13	24	153	15.7	4	28	148	81.1	5
2013-14	48	264	18.2	7	34	232	85.3	10
2014-15	39	232	16.8	6	37	235	84.3	9
2015-16	42	226	18.6	5	53	243	78.2	3
2016-17	47	233	20.2	5	45	223	79.8	9

ALL-TIME LONGEST TEAM STREAKS

OVERALL		HOME		ROAD	
WINNING STREAK		WINNING STREAK		WINNING STREAK	
10	12/19/39 – 1/13/40	14	12/19/39 – 2/25/40	7	1/12/35 – 2/12/35
10	1/19/73 – 2/10/73	9	2/10/71 – 3/14/71	7	10/28/78 – 11/29/78
9	10/25/15 – 11/15/15	9	11/10/71 – 12/15/71	6	10/30/93 – 11/24/93
8	2/16/74 – 3/6/74	9	10/19/15 – 11/23/15	6	1/19/06 – 3/2/06
8	12/27/74 – 1/11/75	8	12/13/31 – 1/14/32	6	10/26/13 – 11/23/13
8	12/8/14 – 12/27/14	8	12/31/69 – 2/15/70	6	1/4/14 – 2/7/14
7	1/18/42 – 2/5/42	8	2/20/80 – 3/16/80	6	3/8/15 – 3/26/15
7	12/11/70 – 12/23/70	8	10/8/90 – 10/31/90	5	1/19/73 – 2/10/73
7	2/20/72 – 3/5/72	7	1/5/69 – 2/8/69	5	11/26/96 – 12/21/96
7	10/22/78 – 11/5/78	7	2/9/72 – 3/5/72	5	1/15/00 – 1/25/00
7	10/16/88 – 10/30/88	7	2/6/74 – 3/10/74	5	11/10/07 – 11/21/07
7	12/13/91 – 12/26/91	7	11/17/82 – 12/15/82	5	2/23/17 – 3/7/17
7	1/15/00 – 1/25/00	7	12/21/83 – 1/18/84		
7	2/1/06 – 3/2/06	7	10/31/11 – 11/29/11		
7	10/3/09 – 10/17/09				
7	10/31/11 – 11/15/11				
POINT STREAK		POINT STREAK		POINT STREAK	
19	11/23/39 – 1/13/40	24	10/24/95 – 2/15/96	11	11/5/39 – 1/13/40
16	2/6/72 – 3/11/72	24	10/14/70 – 1/31/71	10	11/12/30 – 1/3/31
16	1/7/73 – 2/11/73	18	11/28/39 – 2/25/40	10	12/20/72 – 2/10/73
14	11/7/69 – 12/10/69	18	1/5/69 – 3/30/69	10	1/31/08 – 3/10/08
14	10/16/71 – 11/14/71	18	10/17/71 – 12/29/71	9	2/8/58 – 3/22/58
14	10/24/93 – 11/24/93	16	10/24/93 – 1/5/94	8	2/3/68 – 3/9/68
13	1/3/35 – 2/5/35	13	11/25/41 – 2/5/42	8	12/2/81 – 1/15/82
13	2/9/08 – 3/10/08	12	12/28/69 – 2/25/70	8	12/23/88 – 1/23/89
13	10/18/15 – 11/15/15	11	11/7/73 – 12/12/73	8	12/5/09 – 1/9/10
11	12/10/31 – 1/5/32	11	1/6/74 – 3/10/74	7	1/12/35 – 2/12/35
11	2/20/71 – 3/14/71	11	1/14/92 – 3/1/92	7	10/28/78 – 11/29/78
10	11/17/63 – 12/5/63	11	2/16/08 – 4/4/08	7	3/4/15 – 3/26/15
10	2/10/74 – 3/6/74	10	11/2/69 – 12/10/69		
10	11/7/90 – 11/26/90	10	10/11/72 – 11/15/72		
10	11/27/95 – 12/13/95	10	1/7/73 – 2/28/73		
10	2/8/15 – 2/26/15	10	1/31/15 – 3/15/15		
		10	10/18/15 – 11/23/15		
		10	12/22/15 – 2/14/16		
LOSING STREAK		LOSING STREAK		LOSING STREAK	
11	10/30/43 – 11/27/43	7	10/20/76 – 11/14/76	10	10/30/43 – 12/23/43
10	1/3/62 – 1/28/62	7	3/24/93 – 4/14/93	10	2/8/61 – 3/15/61
8	3/12/04 – 3/25/04	6	2/26/46 – 3/16/46	9	11/27/54 – 1/8/55
8	10/28/87 – 11/14/87	5	3/7/04 – 3/31/04	9	1/19/65 – 2/13/65
8	3/7/91 – 3/23/91	5	1/16/43 – 11/21/43	8	1/23/44 – 3/4/44
7	12/31/43 – 1/15/44	5	12/31/43 – 1/13/44	8	2/9/49 – 3/16/49
7	1/11/50 – 1/25/50	5	2/20/55 – 3/6/55	8	11/15/53 – 12/26/53
7	3/11/50 – 3/22/50	5	1/6/57 – 2/2/57	7	(11 times) last 12/31/01 – 1/17/02
7	10/31/63 – 11/16/63	5	11/24/58 – 12/8/58		
7	4/5/93 – 4/16/93	5	3/21/98 – 4/7/98		
7	3/11/95 – 3/30/95	5	3/21/00 – 4/9/00		
7	12/16/06 – 12/29/06				
WINLESS STREAK		WINLESS STREAK		WINLESS STREAK	
21	1/23/44 – 3/19/44	10	1/30/44 – 3/19/44	16	10/9/52 – 12/20/52
19	12/31/42 – 2/20/43	9	12/31/42 – 2/18/43	13	10/26/63 – 12/25/63
15	10/30/43 – 12/11/43	9	11/29/64 – 1/3/65	12	11/28/45 – 2/7/46
15	10/19/50 – 11/19/50	9	2/15/96 – 3/24/96	12	11/24/00 – 1/20/01
14	12/1/54 – 12/26/54	8	11/12/44 – 12/27/44	11	1/1/43 – 2/27/43
11	11/25/65 – 12/18/65	8	12/11/54 – 12/26/54	11	1/23/44 – 3/18/44
11	12/9/89 – 12/31/89	8	2/21/17 – 3/31/17	11	11/20/54 – 1/8/55
10	10/28/56 – 11/21/56	7	2/23/46 – 3/16/46	11	11/20/65 – 1/15/66
10	1/14/60 – 2/3/60	7	10/28/56 – 11/25/56	10	10/30/43 – 12/23/43
10	1/3/62 – 1/28/62	7	12/25/57 – 1/29/58	10	10/19/50 – 11/25/50
9	3/19/00 – 4/9/00	7	3/3/65 – 3/28/65	10	11/14/51 – 12/29/51
9	12/20/00 – 1/13/01	7	10/20/76 – 11/14/76	10	2/8/61 – 3/15/61
9	12/31/01 – 1/17/02	7	3/24/93 – 4/14/93	10	10/18/80 – 11/22/80
		7	3/13/00 – 4/9/00		

\* For the 1999-00 season, the NHL awarded teams one point for a regulation tie (RT). Beginning in 2000-01, the NHL amended the rule, awarding teams one point for an overtime loss (OTL). During the 2005-06 season, the NHL instituted the shootout to follow a scoreless five-minute overtime to eliminate ties. The winning team in the shootout gains two points and a win in the standings, while the losing team receives one point, recorded as an "OT" in the standings.

## MOST RECENT TEAM STARTS...

WINNING STREAKS TO START A SEASON			
	OVERALL	HOME	ROAD
2+	10/7/2015 - 10/10/2015 (3-0-0)	10/13/2016 - 10/17/2016 (2-0-0)	10/7/2015 - 10/9/2015 (2-0-0)
3+	10/7/2015 - 10/10/2015 (3-0-0)	10/5/2008 - 10/13/2008 (3-0-0)	11/2/1931 - 11/29/1931 (4-0-0)
4+	10/4/2008 - 10/13/2008 (5-0-0)	10/3/2009 - 10/14/2009 (4-0-0)	11/12/1931 - 11/29/1931 (4-0-0)
5+	10/4/2008 - 10/13/2008 (5-0-0)	10/8/1990 - 10/31/1990 (8-0-0)	-
6+	-	10/8/1990 - 10/31/1990 (8-0-0)	-
7+	-	10/8/1990 - 10/31/1990 (8-0-0)	-
8+	-	10/8/1990 - 10/31/1990 (8-0-0)	-

POINT STREAKS TO START A SEASON			
	OVERALL	HOME	ROAD
2+	10/7/2015 - 10/10/2015 (3-0-0)	10/13/2016 - 10/17/2016 (2-0-0)	10/7/2015 - 10/9/2015 (2-0-0)
3+	10/7/2015 - 10/10/2015 (3-0-0)	10/5/2008 - 10/13/2008 (3-0-0)	10/8/1997 - 10/11/1997 (1-0-2)
4+	10/4/2008 - 10/13/2008 (5-0-0)	10/3/2009 - 10/14/2009 (4-0-0)	10/6/1988 - 10/29/1988 (3-0-1)
5+	10/4/2008 - 10/13/2008 (5-0-0)	10/6/2005 - 10/19/2005 (4-0-1)	10/9/1971 - 11/6/1971 (6-0-2)
6+	-	10/12/1992 - 10/26/1992 (5-0-1)	10/9/1971 - 11/6/1971 (6-0-2)
7+	-	10/8/1990 - 10/31/1990 (8-0-0)	10/9/1971 - 11/6/1971 (6-0-2)
8+	-	10/8/1990 - 10/31/1990 (8-0-0)	10/9/1971 - 11/6/1971 (6-0-2)
9+	-	10/11/1972 - 11/15/1972 (9-0-1)	11/5/1939 - 1/13/1940 (6-0-5)
10+	-	10/11/1972 - 11/15/1972 (9-0-1)	11/5/1939 - 1/13/1940 (6-0-5)
11+	-	10/14/1970 - 1/31/1971 (17-0-7)	11/5/1939 - 1/13/1940 (6-0-5)
12+	-	10/14/1970 - 1/31/1971 (17-0-7)	-
13+	-	10/14/1970 - 1/31/1971 (17-0-7)	-
14+	-	10/14/1970 - 1/31/1971 (17-0-7)	-
15+	-	10/14/1970 - 1/31/1971 (17-0-7)	-
16+	-	10/14/1970 - 1/31/1971 (17-0-7)	-
17+	-	10/14/1970 - 1/31/1971 (17-0-7)	-
18+	-	10/14/1970 - 1/31/1971 (17-0-7)	-
19+	-	10/14/1970 - 1/31/1971 (17-0-7)	-
20+	-	10/14/1970 - 1/31/1971 (17-0-7)	-
21+	-	10/14/1970 - 1/31/1971 (17-0-7)	-
22+	-	10/14/1970 - 1/31/1971 (17-0-7)	-
23+	-	10/14/1970 - 1/31/1971 (17-0-7)	-
24+	-	10/14/1970 - 1/31/1971 (17-0-7)	-

LOSING STREAKS TO START A SEASON			
	OVERALL	HOME	ROAD
2+	1/19/2013 - 1/20/2013 (0-2-0)	10/12/2014 - 10/14/2014 (0-2-0)	1/19/2013 - 1/24/2013 (0-2-0)
3+	10/9/1998 - 10/16/1998 (0-4-0)	10/9/1998 - 10/16/1998 (0-3-0)	10/6/2007 - 10/18/2007 (0-3-0)
4+	10/9/1998 - 10/16/1998 (0-4-0)	11/6/1943 - 11/21/1943 (0-5-0)	10/12/1985 - 11/2/1985 (0-4-0)
5+	10/30/1943 - 1/27/1943 (0-11-0)	11/6/1943 - 11/21/1943 (0-5-0)	10/30/1943 - 12/23/1943 (0-10-0)
6+	10/30/1943 - 1/27/1943 (0-11-0)	-	10/30/1943 - 12/23/1943 (0-10-0)
7+	10/30/1943 - 1/27/1943 (0-11-0)	-	10/30/1943 - 12/23/1943 (0-10-0)
8+	10/30/1943 - 1/27/1943 (0-11-0)	-	10/30/1943 - 12/23/1943 (0-10-0)
9+	10/30/1943 - 1/27/1943 (0-11-0)	-	10/30/1943 - 12/23/1943 (0-10-0)
10+	10/30/1943 - 1/27/1943 (0-11-0)	-	10/30/1943 - 12/23/1943 (0-10-0)
11+	10/30/1943 - 1/27/1943 (0-11-0)	-	-

WINLESS STREAKS TO START A SEASON			
	OVERALL	HOME	ROAD
2+	1/19/2013 - 1/20/2013 (0-2-0)	10/12/2014 - 10/14/2014 (0-2-0)	1/19/2013 - 1/24/2013 (0-2-0)
3+	10/7/2011 - 10/15/2011 (0-4-2)	10/9/1998 - 10/16/1998 (0-3-0)	10/6/2007 - 11/6/2007 (0-5-1)
4+	10/10/2003 - 10/18/2003 (0-2-2)	10/13/1964 - 10/25/1964 (0-3-1)	10/6/2007 - 11/6/2007 (0-5-1)
5+	10/9/1998 - 10/17/1998 (0-4-1)	10/25/1950 - 11/19/1950 (0-3-3)	10/6/2007 - 11/6/2007 (0-5-1)
6+	10/8/1958 - 10/19/1958 (0-2-4)	10/25/1950 - 11/19/1950 (0-3-3)	10/6/2007 - 11/6/2007 (0-5-1)
7+	10/30/1943 - 12/11/1943 (0-14-1)	-	10/8/1958 - 11/4/1958 (0-4-3)
8+	10/30/1943 - 12/11/1943 (0-14-1)	-	10/9/1952 - 12/20/1952 (0-12-4)
9+	10/30/1943 - 12/11/1943 (0-14-1)	-	10/9/1952 - 12/20/1952 (0-12-4)
10+	10/30/1943 - 12/11/1943 (0-14-1)	-	10/9/1952 - 12/20/1952 (0-12-4)
11+	10/30/1943 - 12/11/1943 (0-14-1)	-	10/9/1952 - 12/20/1952 (0-12-4)
12+	10/30/1943 - 12/11/1943 (0-14-1)	-	10/9/1952 - 12/20/1952 (0-12-4)
13+	10/30/1943 - 12/11/1943 (0-14-1)	-	10/9/1952 - 12/20/1952 (0-12-4)
14+	10/30/1943 - 12/11/1943 (0-14-1)	-	10/9/1952 - 12/20/1952 (0-12-4)
15+	10/30/1943 - 12/11/1943 (0-14-1)	-	10/9/1952 - 12/20/1952 (0-12-4)
16+	-	-	10/9/1952 - 12/20/1952 (0-12-4)



## MOST RECENT TEAM STREAKS...

OVERALL			WINNING STREAKS		
			HOME		ROAD
2+	3/6/2017 - 3/7/2017 (2-0-0)		4/2/2017 - 4/9/2017 (2-0-0)		3/12/2017 - 3/18/2017 (2-0-0)
3+	2/2/2017 - 2/13/2017 (6-0-0)		2/5/2017 - 2/19/2017 (5-0-0)		2/23/2017 - 3/7/2017 (5-0-0)
4+	2/2/2017 - 2/13/2017 (6-0-0)		2/5/2017 - 2/19/2017 (5-0-0)		2/23/2017 - 3/7/2017 (5-0-0)
5+	2/2/2017 - 2/13/2017 (6-0-0)		2/5/2017 - 2/19/2017 (5-0-0)		2/23/2017 - 3/7/2017 (5-0-0)
6+	2/2/2017 - 2/13/2017 (6-0-0)		10/23/2016 - 1/16/2016 (6-0-0)		3/8/2015 - 3/26/2015 (6-0-0)
7+	10/25/2015 - 11/15/2015 (9-0-0)		10/19/2015 - 11/23/2015 (9-0-0)		10/28/1978 - 11/29/1978 (7-0-0)
8+	10/25/2015 - 11/15/2015 (9-0-0)		10/19/2015 - 11/23/2015 (9-0-0)		-
9+	10/25/2015 - 11/15/2015 (9-0-0)		10/19/2015 - 11/23/2015 (9-0-0)		-
10+	1/19/1973 - 2/10/1973 (10-0-0)		12/19/1939 - 2/25/1940 (14-0-0)		-
11+	-		12/19/1939 - 2/25/1940 (14-0-0)		-
12+	-		12/19/1939 - 2/25/1940 (14-0-0)		-
13+	-		12/19/1939 - 2/25/1940 (14-0-0)		-
14+	-		12/19/1939 - 2/25/1940 (14-0-0)		-

OVERALL			POINT STREAKS		
			HOME		ROAD
2+	3/28/2017 - 4/2/2017 (1-0-2)		3/31/2017 - 4/9/2017 (2-0-1)		3/12/2017 - 3/25/2017 (3-0-1)
3+	3/28/2017 - 4/2/2017 (1-0-2)		3/31/2017 - 4/9/2017 (2-0-1)		3/12/2017 - 3/25/2017 (3-0-1)
4+	2/19/2017 - 2/25/2017 (3-0-1)		2/5/2017 - 2/21/2017 (5-0-1)		3/12/2017 - 3/25/2017 (3-0-1)
5+	2/2/2017 - 2/13/2017 (6-0-0)		2/5/2017 - 2/21/2017 (5-0-1)		2/23/2017 - 3/7/2017 (5-0-0)
6+	2/2/2017 - 2/13/2017 (6-0-0)		2/5/2017 - 2/21/2017 (5-0-1)		3/4/2015 - 3/26/2015 (6-0-1)
7+	10/18/2015 - 11/15/2015 (11-0-2)		12/22/2015 - 2/14/2016 (8-0-2)		13/4/2015 - 3/26/2015 (6-0-1)
8+	10/18/2015 - 11/15/2015 (11-0-2)		12/22/2015 - 2/14/2016 (8-0-2)		12/5/2009 - 1/9/2010 (6-0-2)
9+	10/18/2015 - 11/15/2015 (11-0-2)		12/22/2015 - 2/14/2016 (8-0-2)		1/31/2008 - 3/10/2008 (8-0-2)
10+	10/18/2015 - 11/15/2015 (11-0-2)		12/22/2015 - 2/14/2016 (8-0-2)		1/31/2008 - 3/10/2008 (8-0-2)
11+	10/18/2015 - 11/15/2015 (11-0-2)		2/16/2008 - 4/4/2008 (8-0-3)		1/5/1939 - 1/13/1940 (6-0-5)
12+	10/18/2015 - 11/15/2015 (11-0-2)		10/24/1995 - 2/15/1996 (18-0-6)		-
13+	10/18/2015 - 11/15/2015 (11-0-2)		10/24/1995 - 2/15/1996 (18-0-6)		-
14+	10/24/1993 - 11/24/1993 (12-0-2)		10/24/1995 - 2/15/1996 (18-0-6)		-
15+	1/7/1973 - 2/11/1973 (14-0-2)		10/24/1995 - 2/15/1996 (18-0-6)		-
16+	1/7/1973 - 2/11/1973 (14-0-2)		10/24/1995 - 2/15/1996 (18-0-6)		-
17+	11/23/1939 - 1/13/1940 (14-0-5)		10/24/1995 - 2/15/1996 (18-0-6)		-
18+	11/23/1939 - 1/13/1940 (14-0-5)		10/24/1995 - 2/15/1996 (18-0-6)		-
19+	11/23/1939 - 1/13/1940 (14-0-5)		10/24/1995 - 2/15/1996 (18-0-6)		-
20+	-		10/24/1995 - 2/15/1996 (18-0-6)		-
21+	-		10/24/1995 - 2/15/1996 (18-0-6)		-
22+	-		10/24/1995 - 2/15/1996 (18-0-6)		-
23+	-		10/24/1995 - 2/15/1996 (18-0-6)		-
24+	-		10/24/1995 - 2/15/1996 (18-0-6)		-

OVERALL			LOSING STREAKS		
			HOME		ROAD
2+	4/5/2017 - 4/8/2017 (0-2-0)		2/26/2017 - 3/13/2017 (0-4-0)		4/5/2017 - 4/8/2017 (0-2-0)
3+	1/13/2017 - 1/17/2017 (0-3-0)		2/26/2017 - 3/13/2017 (0-4-0)		12/17/2015 - 12/28/2015 (0-3-0)
4+	2/3/2011 - 2/11/2011 (0-4-0)		2/26/2017 - 3/13/2017 (0-4-0)		2/5/2011 - 2/18/2011 (0-4-0)
5+	1/21/2010 - 1/31/2010 (0-5-0)		3/7/2004 - 3/31/2004 (0-5-0)		1/18/2009 - 2/9/2009 (0-5-0)
6+	12/16/2006 - 12/29/2006 (0-7-0)		3/24/1993 - 4/14/1993 (0-7-0)		12/26/1992 - 1/16/1993 (0-6-0)
7+	12/16/2006 - 12/29/2006 (0-7-0)		3/24/1993 - 4/14/1993 (0-7-0)		3/7/1991 - 3/30/1991 (0-7-0)
8+	3/7/1991 - 3/23/1991 (0-8-0)		-		1/19/1966 - 2/13/1966 (0-9-0)
9+	1/3/1962 - 1/28/1962 (0-10-0)		-		1/19/1966 - 2/13/1966 (0-9-0)
10+	1/3/1962 - 1/28/1962 (0-10-0)		-		2/8/1961 - 3/15/1961 (0-10-0)
11+	10/30/1943 - 11/27/1943 (0-11-0)		-		-

OVERALL			WINLESS STREAKS		
			HOME		ROAD
2+	4/5/2017 - 4/8/2017 (0-2-0)		2/21/2017 - 3/31/2017 (0-5-3)		3/26/2017 - 4/8/2017 (0-3-1)
3+	3/26/2017 - 3/31/2017 (0-1-2)		2/21/2017 - 3/31/2017 (0-5-3)		3/26/2017 - 4/8/2017 (0-3-1)
4+	12/7/2013 - 12/12/2013 (0-3-1)		2/21/2017 - 3/31/2017 (0-5-3)		3/26/2017 - 4/8/2017 (0-3-1)
5+	1/25/2011 - 2/11/2011 (0-5-1)		2/21/2017 - 3/31/2017 (0-5-3)		11/27/2015 - 12/28/2015 (0-6-2)
6+	1/25/2011 - 2/11/2011 (0-5-1)		2/21/2017 - 3/31/2017 (0-5-3)		11/27/2015 - 12/28/2015 (0-6-2)
7+	12/16/2006 - 12/29/2006 (0-7-0)		2/21/2017 - 3/31/2017 (0-5-3)		11/27/2015 - 12/28/2015 (0-6-2)
8+	3/12/2004 - 3/25/2004 (0-5-0-3)		2/21/2017 - 3/31/2017 (0-5-3)		11/27/2015 - 12/28/2015 (0-6-2)
9+	12/31/2001 - 1/17/2002 (0-8-1-1)		2/15/1996 - 3/24/1996 (0-5-4)		1/18/2009 - 2/25/2009 (0-7-2)
10+	12/31/2001 - 1/17/2002 (0-8-1-1)		1/30/1944 - 3/19/1944 (0-7-3)		11/24/2000 - 1/20/2001 (0-10-2-0)
11+	12/9/1989 - 12/31/1989 (0-8-3)		-		11/24/2000 - 1/20/2001 (0-10-2-0)
12+	12/1/1954 - 12/26/1954 (0-8-6)		-		11/24/2000 - 1/20/2001 (0-10-2-0)
13+	12/1/1954 - 12/26/1954 (0-8-6)		-		10/26/1963 - 12/25/1963 (0-12-1)
14+	12/1/1954 - 12/26/1954 (0-8-6)		-		10/9/1952 - 12/20/1952 (0-12-4)
15+	10/19/1950 - 11/19/1950 (0-8-7)		-		10/9/1952 - 12/20/1952 (0-12-4)
16+	1/23/1944 - 3/19/1944 (0-17-4)		-		10/9/1952 - 12/20/1952 (0-12-4)
17+	1/23/1944 - 3/19/1944 (0-17-4)		-		-
18+	1/23/1944 - 3/19/1944 (0-17-4)		-		-
19+	1/23/1944 - 3/19/1944 (0-17-4)		-		-
20+	1/23/1944 - 3/19/1944 (0-17-4)		-		-
21+	1/23/1944 - 3/19/1944 (0-17-4)		-		-

## CURRENT HOME AND ROAD TEAM STREAKS VS. NHL

TEAM	LAST RANGERS WIN AT HOME	STREAK	LAST RANGERS WIN AT OPPONENT	STREAK
Anaheim	Feb. 7, 2017 (4-1)	3-0-0	Mar. 16, 2016 (2-1)	0-1-0
Arizona	Oct. 23, 2016 (3-2)	8-0-0	Dec. 29, 2016 (6-3)	3-0-0
Boston	Oct. 26, 2016 (5-2)	4-0-0	Mar. 2, 2017 (2-1)	2-0-0
Buffalo	Jan. 25, 2016 (6-3)	0-2-0	Feb. 2, 2017 (2-1, OT)	1-0-0
Calgary	Feb. 5, 2017 (4-3)	5-0-0	Nov. 12, 2016 (4-1)	2-0-1
Carolina	Dec. 3, 2016 (4-2)	13-0-0*	Jan. 22, 2016 (4-1)	0-3-0
Chicago	Feb. 27, 2014 (2-1)	0-3-0	Dec. 9, 2016 (1-0, OT)	4-0-0
Colorado	Feb. 11, 2017 (4-2)	1-0-0	Dec. 31, 2016 (6-2)	3-0-1
Columbus	Feb. 29, 2016 (2-1)	0-2-0	Feb. 13, 2017 (3-2)	2-0-0
Dallas	Jan. 5, 2016 (6-2)	0-1-0	Dec. 15, 2016 (2-0)	2-0-0
Detroit	Apr. 9, 2016 (3-2)	0-1-0	Mar. 12, 2017 (4-1)	2-0-2
Edmonton	Nov. 3, 2016 (5-3)	2-0-0	Nov. 13, 2016 (3-1)	1-0-0
Florida	Mar. 21, 2016 (4-2)	5-0-2	Mar. 7, 2017 (5-2)	1-0-0
Los Angeles	Jan. 23, 2017 (3-2)	1-0-1	Mar. 25, 2017 (3-0)	3-0-2
Minnesota	Feb. 4, 2016 (4-2)	0-1-0	Mar. 18, 2017 (3-2)	1-0-0
Montreal	Nov. 23, 2014 (5-0)	0-3-1	Mar. 26, 2016 (5-2)	0-1-0
Nashville	Feb. 9, 2017 (4-3)	3-0-0	Dec. 17, 2016 (2-1, SO)	1-0-0
New Jersey	Dec. 18, 2016 (3-2, SO)	5-0-2	Feb. 25, 2017 (4-3, OT)	1-0-1
NY Islanders	Oct. 13, 2016 (5-3)	0-1-0	Mar. 10, 2015 (2-1)	0-3-1
Ottawa	Dec. 27, 2016 (4-3)	1-0-0	Nov. 14, 2015 (2-1, SO)	0-2-0
Philadelphia	Apr. 2, 2017 (4-3)	1-0-0	Jan. 4, 2017 (5-2)	4-0-1
Pittsburgh	Apr. 9, 2017 (3-2)	1-0-1	Nov. 21, 2016 (5-2)	0-1-0
St. Louis	Nov. 1, 2016 (5-0)	2-0-1	Feb. 25, 2016 (2-1)	0-1-0
San Jose	Oct. 17, 2016 (7-4)	3-0-0	Jan. 10, 2015 (3-1)	0-1-1
Tampa Bay	Oct. 30, 2016 (6-1)	0-1-0	Mar. 6, 2017 (1-0, OT)	2-0-0
Toronto	Nov. 15, 2015 (4-3)	0-1-0	Feb. 23, 2017 (2-1, SO)	4-0-0
Vancouver	Jan. 19, 2016 (3-2, OT)	0-1-0	Nov. 15, 2016 (7-2)	1-0-0
Vegas		-		
Washington	Feb. 19, 2017 (2-1)	0-1-0	Oct. 22, 2016 (4-2)	0-1-0
Winnipeg	Nov. 6, 2016 (5-2)	1-0-0	Dec. 8, 2016 (2-1)	1-0-0

\*Longest home winning streak against one opponent in franchise history

## CURRENT HOME AND ROAD TEAM STREAKS VS. NHL

LAST OPPONENT WIN AT RANGERS	OPPONENT STREAK	LAST OPPONENT WIN AT HOME	OPPONENT STREAK
Nov. 4, 2013 (2-1)	0-2-1	Mar. 26, 2017 (6-3)	1-0-0
Dec. 16, 2007 (5-1)	0-5-3	Oct. 3, 2013 (4-1)	0-3-0
Mar. 2, 2014 (6-3)	0-4-0	Nov. 27, 2015 (4-3)	0-2-0
Jan. 3, 2017 (4-1)	2-0-0	Dec. 1, 2016 (4-3)	1-0-1
Dec. 7, 2008 (3-0)	0-4-1	Dec. 12, 2015 (5-4, OT)	0-1-0
Oct. 29, 2010 (4-3)	0-10-3	Mar. 9, 2017 (4-3)	3-0-0
Dec. 13, 2016 (2-1)	3-0-0	Mar. 9, 2012 (4-3)	0-2-2
Dec. 3, 2015 (2-1)	0-1-0	Apr. 3, 2014 (3-2, S0)	0-3-0
Feb. 26, 2017 (5-2)	2-0-0	Nov. 18, 2016 (4-2)	0-2-0
Jan. 17, 2017 (7-6)	1-0-0	Dec. 29, 2014 (3-2)	0-2-0
Oct. 19, 2016 (2-1)	1-0-0	Mar. 12, 2016 (3-2, OT)	0-1-1
Nov. 9, 2014 (3-1)	0-2-0	Dec. 11, 2015 (7-5)	0-1-0
Mar. 17, 2017 (4-3, S0)	2-0-0	Jan. 2, 2016 (3-0)	0-1-0
Feb. 12, 2016 (5-4, OT)	0-1-0	Mar. 17, 2016 (4-3, OT)	0-1-0
Dec. 23, 2016 (7-4)	1-0-0	Dec. 17, 2015 (5-2)	0-1-0
Mar. 4, 2017 (4-1)	4-0-0	Jan. 14, 2017 (5-4)	1-0-0
Dec. 10, 2013 (4-1)	0-3-0	Dec. 28, 2015 (5-3)	2-0-1
Oct. 18, 2015 (2-1, OT)	0-2-1	Mar. 21, 2017 (3-2, OT)	3-0-1
Mar. 22, 2017 (3-2)	1-0-0	Feb. 16, 2017 (4-2)	4-0-0
Nov. 27, 2016 (2-0)	0-1-0	Apr. 8, 2017 (3-1)	2-0-1
Jan. 25, 2017 (2-0)	0-1-0	Oct. 24, 2015 (3-2, S0)	0-2-2
Mar. 31, 2017 (4-3, S0)	0-1-0	Dec. 20, 2016 (7-2)	1-0-0
Nov. 3, 2014 (4-3, S0)	0-2-0	Oct. 15, 2016 (3-2)	1-0-0
Mar. 16, 2014 (1-0)	0-3-0	Mar. 28, 2017 (5-4, OT)	2-0-0
Mar. 13, 2017 (3-2)	1-0-0	Nov. 19, 2015 (2-1)	0-1-1
Jan. 13, 2017 (4-2)	1-0-0	Nov. 8, 2014 (5-4)	0-3-1
Nov. 8, 2016 (5-3)	2-0-1	Dec. 9, 2015 (2-1)	0-1-0
-			
Feb. 28, 2017 (4-1)	1-0-0	Apr. 5, 2017 (2-0)	1-0-0
Oct. 13, 2015 (4-1)	0-1-0	Dec. 18, 2015 (5-2)	0-1-0

## LONGEST TEAM STREAKS YEAR-BY-YEAR

YEAR	WINNING STREAK	POINT STREAK	LOSING STREAK	WINLESS STREAK
1926-27	5 3/15 - 3/25	7 3/5 - 3/25	3 12/23 - 12/28	3 (2x) last - 3/1 - 3/13
1927-28	4 1/22 - 1/31	4 (2x) last - 2/23 - 2/28	2 (3x) last - 3/6 - 3/8	5 2/4 - 2/19
1928-29	4 12/11 - 12/20	6 (2x) last - 12/30 - 1/13	2 (3x) last - 3/5 - 3/10	4 (2x) last - 2/5 - 2/14
1929-30	4 1/14 - 1/23	4 (2x) last - 2/27 - 3/4	3 1/7 - 1/12	8 2/18 - 3/11
1930-31	3 12/23 - 12/28	5 12/20 - 12/30	4 1/18 - 1/29	8 1/11 - 1/31
1931-32	4 12/22 - 1/1	11 12/10 - 1/5	2 (5x) last - 3/15 - 3/17	5 2/9 - 2/21
1932-33	3 12/6 - 12/11	6 12/6 - 12/17	3 3/16 - 3/21	4 3/14 - 3/21
1933-34	3 (2x) last - 1/23 - 1/28	6 12/14 - 12/28	2 (4x) last - 3/15 - 3/17	3 (2x) last - 3/6 - 3/11
1934-35	5 1/27 - 2/5	13 1/3 - 2/5	4 (2x) last - 2/26 - 3/7	5 2/24 - 3/7
1935-36	4 3/12 - 3/22	9 1/28 - 2/25	4 1/18 - 1/26	6 2/25 - 3/10
1936-37	3 12/20 - 12/29	5 1/24 - 2/4	3 (3x) last - 3/11 - 3/16	5 (2x) last - 1/28 - 2/7
1937-38	5 (2x) last - 2/1 - 2/13	7 12/5 - 12/23	3 (2x) last - 2/17 - 2/22	4 11/21 - 12/2
1938-39	4 11/13 - 11/20	4 (3x) last - 1/31 - 2/5	3 2/26 - 3/5	5 2/25 - 3/7
1939-40	10 12/19 - 1/13	19 11/23 - 1/13	2 (2x) last - 2/18 - 2/22	4 11/5 - 11/16
1940-41	5 2/18 - 3/1	5 2/18 - 3/1	4 2/11 - 2/16	4 2/11 - 2/16
1941-42	7 1/18 - 2/5	7 (2x) last - 1/18 - 2/5	4 (2x) last - 2/10 - 2/17	4 (2x) last - 2/10 - 2/17
1942-43	3 12/25 - 12/29	3 12/25 - 12/29	5 1/10 - 1/21	19 12/31 - 2/20
1943-44	2 (3x) last - 1/16 - 1/22	2 (3x) last - 1/16 - 1/22	11 10/30 - 11/27	21 1/23 - 3/19
1944-45	2 (2x) last - 2/18 - 2/22	5 12/31 - 1/11	6 3/1 - 3/11	8 2/24 - 3/11
1945-46	2 3/13 - 3/17	4 12/30 - 1/6	5 1/16 - 1/26	6 (2x) last - 12/13 - 12/26
1946-47	3 (2x) last - 1/19 - 1/25	4 12/1 - 12/11	6 3/9 - 3/22	8 11/3 - 11/21
1947-48	4 11/16 - 11/30	7 12/6 - 12/17	5 11/6 - 11/15	7 (2x) last - 3/3 - 3/16
1948-49	3 12/19 - 12/25	6 12/12 - 12/25	5 (2x) last - 3/2 - 3/12	8 3/2 - 3/16
1949-50	4 (2x) last - 2/18 - 2/23	8 2/5 - 2/23	7 (2x) last - 3/11 - 3/22	9 1/8 - 1/28
1950-51	3 (2x) last - 2/11 - 2/15	6 12/10 - 12/24	5 3/14 - 3/21	15 10/19 - 11/19
1951-52	3 1/1 - 1/6	4 (3x) last - 2/17 - 2/24	3 (3x) last - 3/1 - 3/4	5 (4x) last - 2/27 - 3/4
1952-53	2 (3x) last - 3/7 - 3/8	4 2/1 - 2/11	4 10/9 - 10/18	8 11/27 - 12/14
1953-54	4 1/1 - 1/10	4 (2x) last - 2/14 - 2/21	3 (2x) last - 12/26 - 12/29	7 12/2 - 12/13
1954-55	2 (3x) last - 3/12 - 3/13	4 2/9 - 2/16	4 (2x) last - 2/27 - 3/6	14 12/1 - 12/26
1955-56	4 11/30 - 12/7	8 11/20 - 12/7	4 (2x) last - 2/18 - 2/23	4 (4x) last - 2/18 - 2/23
1956-57	3 2/16 - 2/20	7 2/24 - 3/10	6 10/31 - 11/14	10 10/28 - 11/21
1957-58	3 (4x) last - 2/23 - 3/1	9 2/14 - 3/8	5 12/25 - 1/5	8 12/25 - 1/12
1958-59	5 11/8 - 11/19	6 11/8 - 11/22	6 2/7 - 2/18	7 2/7 - 2/21
1959-60	3 12/5 - 12/13	5 3/5 - 3/13	5 1/14 - 1/23	10 1/14 - 2/3
1960-61	2 (5x) last 2/19 - 2/22	5 1/8 - 1/18	5 (2x) last - 12/28 - 1/7	8 10/27 - 11/13
1961-62	3 12/20 - 12/25	7 11/8 - 11/23	10 1/3 - 1/28	10 1/3 - 1/28
1962-63	3 11/18 - 11/22	5 12/27 - 1/5	3 (7x) last - 3/10 - 3/17	6 12/2 - 12/13
1963-64	4 1/1 - 1/9	5 1/25 - 2/2	7 10/31 - 11/16	9 11/28 - 12/14
1964-65	2 (5x) last - 2/27 - 2/28	3 (4x) last - 1/16 - 1/23	4 (4x) last - 2/13 - 2/20	7 (2x) last - 3/6 - 3/21
1965-66	2 (2x) last - 3/2 - 3/3	6 10/30 - 11/11	6 3/16 - 3/31	11 11/25 - 12/18
1966-67	5 12/7 - 12/17	5 (3x) last - 12/7 - 12/17	2 (9x) last - 4/1 - 4/2	9 2/26 - 3/18
1967-68	6 2/24 - 3/6	8 (2x) last - 2/3 - 2/18	3 3/10 - 3/14	4 3/9 - 3/14
1968-69	5 1/23 - 1/30	8 3/2 - 3/19	3 (2x) last - 2/12 - 2/15	8 12/5 - 12/21
1969-70	5 (2x) last - 1/30 - 2/11	14 11/17 - 12/10	3 (2x) last - 3/11 - 3/15	9 2/26 - 3/15
1970-71	7 12/11 - 12/23	11 2/20 - 3/14	3 3/18 - 3/21	4 (2x) last - 1/27 - 2/3

## LONGEST TEAM STREAKS YEAR-BY-YEAR

YEAR	WINNING STREAK	POINT STREAK	LOSING STREAK	WINLESS STREAK
1971-72	7 2/20 - 3/5	16 2/6 - 3/11	2 (2x) last - 4/1 - 4/2	6 3/25 - 4/2
1972-73	10 1/19 - 2/10	16 1/7 - 2/11	4 3/24 - 3/31	5 3/24 - 4/1
1973-74	8 2/16 - 3/6	10 (2x) last - 2/10 - 3/6	4 10/20 - 10/28	4 10/20 - 10/28
1974-75	8 12/27 - 1/11	8 12/27 - 1/11	3 10/31 - 11/5	4 (2x) last - 2/16 - 2/22
1975-76	3 (2x) last - 3/27 - 3/31	7 11/30 - 12/13	4 (2x) last - 3/20 - 3/25	9 2/20 - 3/11
1976-77	3 3/19 - 3/23	9 11/22 - 12/8	4 2/26 - 3/5	5 1/5 - 1/13
1977-78	5 3/22 - 3/29	6 3/19 - 3/29	6 1/20 - 2/1	7 (2x) last - 1/20 - 2/4
1978-79	7 10/22 - 11/5	7 10/22 - 11/5	2 (7x) last - 4/6 - 4/8	4 (2x) last - 3/25 - 4/1
1979-80	5 2/24 - 3/5	7 12/1 - 12/12	3 (3x) last - 3/19 - 3/23	5 (3x) last - 3/19 - 3/28
1980-81	5 12/3 - 12/12	5 12/3 - 12/12	4 10/12 - 10/19	9 10/28 - 11/14
1981-82	5 3/17 - 3/26	9 3/8 - 3/26	3 (2x) last - 10/25 - 10/31	5 11/21 - 11/29
1982-83	5 11/17 - 11/27	7 12/30 - 1/12	4 (2x) last - 3/3 - 3/11	8 1/12 - 1/27
1983-84	5 10/5 - 10/13	6 2/4 - 2/15	4 2/29 - 3/7	5 (3x) last - 2/28 - 3/7
1984-85	4 10/20 - 10/27	4 (2x) last - 12/30 - 1/6	5 1/31 - 2/7	7 1/31 - 2/10
1985-86	6 2/8 - 2/24	6 2/8 - 2/24	4 10/12 - 10/19	4 (3x) last - 1/23 - 1/31
1986-87	4 1/31 - 2/7	6 10/15 - 10/26	4 3/15 - 3/21	5 10/25 - 11/5
1987-88	4 (2x) last - 2/25 - 3/2	7 12/26 - 1/6	8 10/28 - 11/14	9 10/26 - 11/14
1988-89	7 10/16 - 10/30	7 (2x) last - 12/23 - 1/7	5 (2x) last - 3/26 - 4/2	5 (2x) last - 3/26 - 4/2
1989-90	4 2/23 - 3/2	8 10/15 - 10/28	4 12/10 - 12/17	11 12/9 - 12/31
1990-91	6 10/20 - 10/31	10 11/7 - 11/26	8 3/7 - 3/23	8 3/7 - 3/23
1991-92	7 12/13 - 12/26	8 (2x) last - 3/11 - 3/24	3 (2x) last - 3/4 - 3/9	3 (2x) last - 3/4 - 3/9
1992-93	4 12/6 - 12/13	5 10/18 - 10/26	7 4/5 - 4/16	7 4/5 - 4/16
1993-94	7 10/30 - 11/13	14 10/24 - 11/24	3 (2x) last - 1/5 - 1/10	3 (3x) last - 3/10 - 3/14
1994-95	3 4/12 - 4/16	4 2/26 - 3/3	7 3/11 - 3/30	7 3/11 - 3/30
1995-96	4 (2x) last - 11/29 - 12/4	10 11/27 - 12/13	5 4/7 - 4/14	5 (2x) last - 4/7 - 4/14
1996-97	5 12/13 - 12/22	7 11/26 - 12/9	3 (5x) last - 2/21 - 3/1	8 2/9 - 3/1
1997-98	3 11/14 - 11/18	5 10/3 - 10/11	4 3/21 - 3/26	8 (2x) last - 3/21 - 4/4
1998-99	5 11/29 - 12/7	6 (2x) last - 11/27 - 12/27	4 (2x) last - 1/15 - 1/21	5 10/9 - 10/17
1999-00	7 1/15 - 1/25	7 1/15 - 1/25	5 3/19 - 3/27	9 3/19 - 4/9
2000-01	4 3/28 - 4/1	5 (2x) last - 2/9 - 2/19	6 12/20 - 1/4	9 12/20 - 1/13
2001-02	6 11/3 - 11/14	6 11/3 - 11/14	6 12/31 - 1/12	9 12/31 - 1/17
2002-03	3 (2x) last - 3/17 - 3/22	5 2/25 - 3/7	5 (2x) last - 1/25 - 2/5	7 1/25 - 2/8
2003-04	2 (4x) last - 12/29 - 12/30	4 11/23 - 11/28	8 3/12 - 3/25	8 3/12 - 3/25
2005-06	7 2/1 - 3/2	9 1/28 - 3/2	5 4/9 - 4/18	6 3/4 - 3/14
2006-07	5 (2x) last - 3/17 - 3/25	7 2/27 - 3/11	7 12/16 - 12/29	7 12/16 - 12/29
2007-08	5 11/8 - 11/17	13 2/9 - 3/10	3 12/3 - 12/7	5 1/2 - 1/10
2008-09	5 10/4 - 10/13	5 10/4 - 10/13	2 (7x) last - 4/2 - 4/4	5 1/28 - 2/9
2009-10	7 10/3 - 10/17	7 (2x) last - 12/31 - 1/12	5 1/21 - 1/30	5 (3x) last - 1/21 - 1/30
2010-11	5 3/12 - 3/22	7 3/12 - 3/26	6 1/25 - 2/11	6 1/25 - 2/11
2011-12	7 10/31 - 11/15	8 10/29 - 11/15	3 3/6 - 3/9	3 3/6 - 3/9
2012-13	4 2/28 - 3/7	5 2/7 - 2/17	3 3/12 - 3/16	4 2/19 - 2/26
2013-14	5 3/18 - 3/26	5 (2x) last - 3/18 - 3/26	3 (2x) last - 12/8 - 12/12	4 12/7 - 12/12
2014-15	8 12/8 - 12/27	10 2/8 - 2/26	3 10/11 - 10/14	3 (2x) last - 11/13 - 11/17
2015-16	9 10/25 - 11/15	13 10/18 - 11/15	3 (2x) last - 12/17 - 12/20	3 (5x) last - 3/27 - 4/2
2016-17	6 2/2 - 2/13	6 2/2 - 2/13	3 1/13 - 1/17	3 (2x) last - 3/26 - 3/31

## LONGEST HOME TEAM STREAKS YEAR-BY-YEAR

YEAR	WINNING STREAK	POINT STREAK	LOSING STREAK	WINLESS STREAK
1926-27	3 (2x) last - 3/20 - 3/25	6 1/6 - 1/23	2 2/22 - 2/24	3 2/22 - 3/13
1927-28	3 1/22 - 1/31	4 1/22 - 2/7	2 (2x) last - 2/12 - 2/19	4 1/22 - 12/15
1928-29	5 1/25 - 12/20	5 (2x) last - 12/30 - 1/22	2 1/27 - 1/28	2 (3x) last - 3/10 - 3/14
1929-30	4 (2x) last - 1/14 - 1/28	7 1/14 - 2/13	2 2/18 - 2/23	4 2/18 - 3/11
1930-31	3 2/22 - 3/10	4 2/22 - 3/15	3 1/20 - 1/29	5 1/11 - 1/29
1931-32	8 12/13 - 1/14	8 12/13 - 1/14	2 1/28 - 2/2	3 2/16 - 2/25
1932-33	3 (2x) last - 12/25 - 1/3	6 12/25 - 1/19	3 1/22 - 1/31	4 2/9 - 3/5
1933-34	6 1/2 - 1/28	8 1/2 - 2/6	3 3/6 - 3/15	4 12/7 - 12/21
1934-35	2 (3x) last - 2/14 - 2/19	10 12/25 - 2/3	3 (2x) last - 2/28 - 3/17	4 2/24 - 3/17
1935-36	2 (4x) last - 3/12 - 3/17	8 1/19 - 12/31	3 1/2 - 1/12	4 2/16 - 3/8
1936-37	2 (3x) last - 2/18 - 2/23	9 1/19 - 1/5	3 3/7 - 3/16	4 1/28 - 2/14
1937-38	5 1/18 - 2/13	9 12/31 - 2/13	2 2/17 - 2/22	2 (3x) last - 2/17 - 2/22
1938-39	5 12/31 - 1/22	5 12/31 - 1/22	2 (2x) last - 2/26 - 3/2	4 2/26 - 3/12
1939-40	14 12/19 - 2/25	18 1/28 - 2/25	3 1/12 - 1/19	3 1/12 - 1/19
1940-41	5 2/23 - 3/16	5 (2x) last - 2/23 - 3/16	2 (3x) last - 2/13 - 2/16	2 (4x) last - 2/13 - 2/16
1941-42	6 (2x) last - 1/6 - 2/5	13 1/25 - 2/5	4 1/15 - 1/23	4 1/15 - 1/23
1942-43	2 (2x) last - 2/21 - 2/25	2 (5x) last - 3/7 - 3/14	4 1/10 - 1/31	9 12/31 - 2/18
1943-44	3 12/12 - 12/26	4 1/28 - 12/26	5 (2x) last - 12/31 - 1/13	10 1/30 - 3/19
1944-45	3 2/15 - 2/22	4 (2x) last - 2/15 - 2/25	3 (2x) last - 3/1 - 3/11	8 1/12 - 12/27
1945-46	2 1/6 - 1/13	4 (2x) last - 1/27 - 2/14	4 12/13 - 12/26	6 2/3 - 3/3
1946-47	6 1/12 - 2/19	7 1/12 - 2/23	6 2/26 - 3/16	7 2/23 - 3/16
1947-48	2 (3x) last - 2/29 - 3/2	4 12/7 - 12/17	3 3/14 - 3/21	5 1/18 - 2/18
1948-49	3 12/12 - 12/19	4 (2x) last - 12/31 - 1/9	2 (2x) last - 2/10 - 2/13	5 1/13 - 12/7
1949-50	5 (2x) last - 12/21 - 1/4	6 (3x) last - 1/29 - 2/26	4 3/12 - 3/21	5 10/29 - 11/13
1950-51	5 12/24 - 1/7	8 12/13 - 1/7	3 (2x) last - 3/14 - 3/21	6 10/25 - 11/19
1951-52	3 12/19 - 12/26	6 12/19 - 1/6	3 (2x) last - 2/27 - 3/9	5 1/9 - 2/10
1952-53	2 (2x) last - 2/25 - 3/1	3 1/19 - 1/26	2 (2x) last - 3/18 - 3/22	4 (3x) last - 3/11 - 3/22
1953-54	3 (2x) last - 1/3 - 1/10	5 1/25 - 12/9	2 (2x) last - 12/27 - 12/29	4 12/2 - 12/13
1954-55	3 10/20 - 10/27	7 12/12 - 1/2	5 2/20 - 3/6	8 12/1 - 12/26
1955-56	4 2/26-3/11	9 1/19-12/7	2 2/19-2/22	2 (5x) last-3/15-3/18
1956-57	5 2/6-2/24	8 (2x) last-2/6-3/10	5 1/6-2/2	7 10/28-11/25
1957-58	4 (2x) last-2/16-2/26	5 2/16-3/2	5 1/24-12/8	7 12/25-1/29
1958-59	3 (2x) last-12/21-12/31	4 (2x) last-2/22-3/8	4 3/11-3/22	4 (2x) last-3/11-3/22
1959-60	3 12/6-12/20	5 1/25-12/20	3 (2x) last-12/23-12/29	6 1/6-2/6
1960-61	2 (4x) last-3/1-3/5	5 2/1-2/22	3 (2x) last-12/28-1/4	5 1/27-12/21
1961-62	3 2/10-2/21	9 10/25-12/3	5 12/27-1/28	5 12/27-1/28
1962-63	2 (2x) last-3/20-3/24	4 2/6-2/20	3 (2x) last-1/27-2/3	5 (2x) last-1/6-2/3
1963-64	4 1/4-1/26	6 1/4-2/2	3 3/11-3/22	4 3/8-3/22
1964-65	3 10/28-11/11	3 10/28-11/11	4 12/16-12/29	9 1/29-1/3
1965-66	2 (3x) last-3/9-3/13	6 2/23-3/13	3 3/16-3/27	6 1/27-12/12
1966-67	4 12/7-12/21	5 10/23-11/16	3 2/26-3/8	5 2/26-3/15
1967-68	4 2/25-3/6	7 12/27-1/28	2 3/10-3/13	3 12/23-12/30
1968-69	7 1/5-2/8	18 1/5-3/30	2 12/15-12/18	4 12/8-12/18
1969-70	8 12/31-2/15	12 12/28-2/25	3 3/15-3/25	6 3/1-3/25
1970-71	9 2/10-3/14	24 10/14-1/31	1 (2x) last-3/21	3 1/27-2/3

## LONGEST HOME TEAM STREAKS YEAR-BY-YEAR

YEAR	WINNING STREAK	POINT STREAK	LOSING STREAK	WINLESS STREAK
1971-72	9 11/10-12/15	18 10-17-12/29	1 (6x) last-4-2	3 (2x) last-3/26-4/4
1972-73	6 (2x) last-10/25-11/15	10 (2x) last-1/7-2/28	2 3/25-3/28	3 3/25-4/1
1973-74	7 2/6-3/10	11 (2x) last-1/6-3/10	2 (2x) last-3/14-3/20	2 (3x) last-3/27-3/31
1974-75	6 12/27-1/26	7 12/27-2/2	3 3/2-3/9	3 (2x) last-3/2-3/9
1975-76	3 3/28-4/4	4 2/29-3/17	3 2/4-2/13	5 (2x) last-2/22-3/7
1976-77	3 11/17-12/1	8 11/17-12/22	7 10/20-11/14	7 10/20-11/14
1977-78	2 (4x) last-3/27-3/29	3 (5x) last-3/8-3/15	4 1/9-2/1	6 12/28-2/1
1978-79	3 10/22-10/29	7 1/17-3/3	3 3/14-3/25	4 3/14-3/27
1979-80	8 2/20-3/16	8 2/20-3/16	2 11/21-11/25	5 11/21-12/5
1980-81	3 (2x) 2/18-2/25	6 2/18-3/8	3 (2x) last-12/22-12/31	4 3/1-3/11
1981-82	4 (2x) last-1/7-1/20	7 1/7-2/18	3 10/21-10/28	5 11/22-12/9
1982-83	7 11/17-12/15	7 11/17-12/15	4 1/16-1/30	5 1/12-1/30
1983-84	7 12/21-1/18	7 12/21-1/18	3 10/26-10/30	3 (2x) last-11/23-11/30
1984-85	4 1/24-2/17	5 1/16-2/17	3 2/21-2/28	6 11/25-12/7
1985-86	5 2/12-2/27	5 2/12-2/27	3 (2x) last-3/2-3/12	3 (4x) last-3/2-3/12
1986-87	2 (5x) last-2/15-2/17	3 (3x) last-12/23-1/5	2 (5x) last-4/1-4/5	3 (2x) last-1/5-1/9
1987-88	5 2/25-3/15	6 11/15-12/16	3 10/28-11/10	4 10/26-11/10
1988-89	6 10/16-11/9	7 10/16-11/11	2 (6x) last-3/26-4/2	3 11/1-11/21
1989-90	5 2/19-3/5	7 10/11-10/27	3 12/10-12/17	6 12/10-12/31
1990-91	8 10/8-10/31	8 10/8-10/31	2 (4x) last-3/13-3/17	3 (2x) last-1/15-2/3
1991-92	5 12/2-12/23	11 1/14-3/1	2 3/4-3/9	2 (2x) last-3/4-3/9
1992-93	4 10/12-10/21	7 12/27-2/3	7 3/24-4/14	7 3/24-4/14
1993-94	4 (3x) last-4/1-4/12	16 10/24-1/5	2 1/5-1/10	2 (3x) last-3/4-3/7
1994-95	5 4/12-4/26	5 4/12-4/26	4 3/15-4/7	4 3/15-4/7
1995-96	6 10/24-11/21	24 10/24-2/15	3 (2x) last-4/8-4/12	9 2/15-3/24
1996-97	6 12/16-1/4	7 12/16-1/6	3 11/4-11/13	4 (2x) last-1/13-2/2
1997-98	3 (2x) last-3/11-3/18	4 3/9-3/18	5 3/21-4/7	6 1/22-3/9
1998-99	3 (2x) last-2/19-2/28	5 2/19-3/8	4 1/15-2/1	5 3/10-3/21
1999-00	4 12/3-12/15	4 12/3-12/15	5 3/21-4/9	7 3/13-4/9
2000-01	3 (3x) last-1/14-1/18	3 (3x) last-1/14-1/18	4 10/16-10/27	5 12/20-1/8
2001-02	5 11/6-11/20	5 11/6-11/20	5 3/13-3/27	5 3/13-3/27
2002-03	3 (3x) last-2/14-3/1	5 2/14-3/7	4 1/19-2/5	5 12/19-1/6
2003-04	2 (3x) last-12/18-12/22	4 10/16-10/25	5 3/7-3/31	5 3/7-3/31
2005-06	5 11/19-12/5	7 12/22-1/22	3 1/3-12/20	3 12/13-12/20
2006-07	5 3/17-4/5	6 11/5-11/28	3 (3x) last - 1/20-2/5	3 (3x) last - 1/20-2/5
2007-08	5 10/29-11/8	11 2/16-4/4	2 (4x) last - 2/5-2/7	2 (4x) last - 2/5-2/7
2008-09	4 (2x) last - 3/24-4/9	4 (4x) last - 3/24-4/9	1 (11x) last - 3/22	2 (2x) last - 2/22-2/26
2009-10	4 10/3-10/14	4 (2x) last - 2/14-3/14	3 (3x) last - 1/25-2/4	5 11/30-12/16
2010-11	4 3/6-3/22	6 3/6-4/4	4 2/20-3/3	4 2/20-3/3
2011-12	7 10/31-11/29	8 10/29-11/29	2 (2x) last - 4/1-4/7	2 (4x) last - 4/1-4/7
2012-13	6 4/1-4/27	7 3/24-4/27	2 2/19-2/26	2 (2x) last - 3/21-3/24
2013-14	2 (8x) last - 4/8-4/10	5 12/22-1/12	3 (2x) last - 12/8-12/12	5 12/2-12/12
2014-15	5 (2x) last - 2/22-3/15	10 1/31-3/15	2 (2x) last - 3/24-3/29	2 (5x) last - 3/24-3/29
2015-16	9 10/19-11/23	10 (2x) last - 12/22-2/14	2 (2x) last - 3/6-3/13	2 (4x) last - 3/27-4/2
2016-17	6 10/23 - 11/6	6 (2x) last - 2/5 - 2/21	4 2/26 - 3/13	8 2/21 - 3/31



LONGEST ROAD TEAM STREAKS YEAR-BY-YEAR

YEAR	WINNING STREAK	POINT STREAK	LOSING STREAK	WINLESS STREAK
1926-27	4 1/27 - 2/12	6 1/27 - 2/27	3 12/15 - 12/26	3 12/15 - 12/26
1927-28	3 11/15 - 11/29	4 11/15 - 12/1	3 12/27 - 1/14	4 2/26 - 3/10
1928-29	2 (2x) last - 1/24 - 2/3	6 12/6 - 1/10	3 2/7 - 2/23	4 (2x) last - 2/7 - 2/28
1929-30	2 11/23 - 11/28	3 3/1 - 3/4	3 (2x) last - 1/2 - 1/12	8 1/26 - 3/8
1930-31	2 2/5 - 2/10	5 (2x) last - 1/31 - 2/15	2 12/4 - 12/6	3 (3x) last - 1/13 - 1/31
1931-32	4 11/12 - 11/29	10 11/12 - 1/3	4 3/6 - 3/22	4 3/6 - 3/22
1932-33	2 (4x) last - 2/26 - 3/12	3 (2x) last - 1/24 - 2/2	2 (3x) last - 3/16 - 3/21	4 12/13 - 1/10
1933-34	4 12/2 - 12/24	4 12/2 - 12/24	4 11/11 - 11/25	4 11/11 - 11/25
1934-35	7 1/12 - 2/12	7 1/12 - 2/12	4 11/10 - 12/4	4 11/10 - 12/4
1935-36	2 3/15 - 3/22	3 (2x) last - 3/10 - 3/22	3 1/18 - 1/26	4 (2x) last - 2/25 - 3/10
1936-37	2 (2x) last - 12/6 - 12/12	2 (3x) last - 1/26 - 2/4	4 2/11 - 3/4	4 2/11 - 3/4
1937-38	4 12/11 - 12/23	4 12/11 - 12/23	2 11/27 - 12/2	3 3/6 - 3/20
1938-39	3 (2x) last - 2/2 - 2/12	3 (3x) last - 2/2 - 2/12	1 (8x) last - 3/18	4 1/5 - 1/19
1939-40	3 1/2 - 1/13	11 11/5 - 1/13	3 2/11 - 2/22	6 2/1 - 2/22
1940-41	3 2/18 - 3/1	3 (2x) last - 2/18 - 3/1	4 12/10 - 12/28	6 12/10 - 1/4
1941-42	3 (3x) last - 1/20 - 2/3	3 (3x) last - 1/20 - 2/3	3 12/13 - 12/23	3 (2x) last - 3/3 - 3/7
1942-43	2 12/25 - 12/29	3 12/19 - 12/29	6 1/24 - 2/27	11 1/1 - 2/27
1943-44	1 (2x) last - 1/22	1 (3x) last - 3/12	10 10/30 - 12/23	11 1/23 - 3/18
1944-45	1 (4x) last - 1/24	1 (7x) last - 2/24	3 (4x) last - 3/7 - 3/10	9 1/27 - 3/10
1945-46	1 (5x) last - 3/13	3 2/16 - 2/27	7 1/12 - 2/7	12 11/28 - 2/7
1946-47	2 (4x) last - 1/22 - 1/25	2 (4x) last - 1/22 - 1/25	5 10/26 - 11/21	5 10/26 - 11/21
1947-48	3 11/19 - 11/30	6 11/19 - 12/13	5 10/19 - 11/9	8 2/4 - 3/13
1948-49	2 12/23 - 12/25	3 12/18 - 12/25	8 2/9 - 3/16	8 2/9 - 3/16
1949-50	3 2/9 - 2/23	4 2/5 - 2/23	4 1/14 - 1/25	8 1/14 - 2/5
1950-51	1 (6x) last - 3/1	3 2/4 - 2/15	3 3/10 - 3/17	10 10/19 - 11/25
1951-52	2 2/7 - 2/9	4 1/17 - 1/26	6 12/1 - 12/29	10 11/4 - 12/29
1952-53	1 (6x) last - 3/7	3 12/20 - 1/8	6 10/30 - 11/27	16 10/9 - 12/20
1953-54	2 (4x) last - 3/13 - 3/20	3 1/28 - 2/4	8 11/15 - 12/26	9 11/8 - 12/26
1954-55	1 (7x) last - 3/12	3 1/23 - 1/29	9 11/27 - 1/8	11 11/20 - 1/8
1955-56	2 (5x) last - 1/28 - 1/29	3 (2x) last - 1/14 - 1/17	7 2/4 - 3/3	7 2/4 - 3/3
1956-57	2 (2x) last - 1/26 - 1/27	3 (2x) last - 3/2 - 3/9	5 10/14 - 11/8	6 10/14 - 11/8
1957-58	3 (2x) last - 3/12 - 3/22	9 2/8 - 3/22	3 1/25 - 2/2	4 12/7 - 12/19
1958-59	3 1/26 - 2/5	3 (2x) last - 1/26 - 2/5	3 (2x) last - 2/8 - 2/18	7 10/8 - 11/4
1959-60	1 (7x) last - 3/12	2 (2x) last - 3/10 - 3/12	5 1/14 - 1/23	7 (2x) last - 1/14 - 1/30
1960-61	2 12/4 - 12/10	4 1/12 - 1/18	10 2/8 - 3/15	10 2/8 - 3/15
1961-62	2 12/25 - 1/1	2 (4x) last - 12/25 - 1/1	7 1/3 - 1/27	7 1/3 - 1/27
1962-63	2 2/26 - 2/28	2 (4x) last - 2/26 - 2/28	4 2/10 - 2/23	6 12/22 - 1/13
1963-64	2 1/1 - 1/9	2 (2x) last - 1/25 - 1/30	7 10/26 - 11/28	13 10/26 - 12/25
1964-65	2 (2x) last - 2/27 - 3/4	3 (3x) last - 1/16 - 1/23	7 1/24 - 2/24	8 1/23 - 2/24
1965-66	2 10/30 - 11/6	3 10/30 - 11/11	9 1/19 - 2/13	11 11/20 - 1/15
1966-67	2 (3x) last - 2/19 - 2/25	6 11/12 - 12/17	3 1/21 - 1/28	7 3/1 - 4/1
1967-68	4 2/15 - 2/29	8 2/3 - 3/9	4 (2x) last - 12/7 - 12/16	4 (2x) last - 12/7 - 12/16
1968-69	3 (2x) last - 3/6 - 3/19	4 3/5 - 3/19	6 2/1 - 3/1	7 (2x) last - 2/1 - 3/5
1969-70	3 11/7 - 11/15	5 11/7 - 11/22	3 3/6 - 3/14	8 2/13 - 3/14
1970-71	4 1/2 - 1/12	4 (3x) last - 2/20 - 3/10	3 2/9 - 2/17	4 1/15 - 1/30

## LONGEST ROAD TEAM STREAKS YEAR-BY-YEAR

YEAR	WINNING STREAK	POINT STREAK	LOSING STREAK	WINLESS STREAK
1971-72	3 (4x) last-2/22-3/11	8 10/9-11/6	2 11/20-11/27	3 3/23-4/1
1972-73	5 1/19-2/10	10 12/20-2/10	3 10/7-10/14	4 11/23-12/1
1973-74	4 2/16-3/2	5 2/14-3/2	4 12/23-1/10	7 10/20-11/15
1974-75	4 12/30-1/11	4 12/30-1/11	5 3/11-3/29	6 3/11-4/3
1975-76	3 12/5-12/13	4 12/4-12/13	4 (4x) last-3/16-3/25	4 (4x) last-3/16-3/25
1976-77	1 (12x) last-3/19	5 11/22-12/4	4 (2x) last-2/26-3/12	5 (2x) last-1/19-2/3
1977-78	3 3/22-3/25	4 3/19-3/25	4 4/1-4/8	7 1/20-2/22
1978-79	7 10/28-11/29	7 10/28-11/29	3 (3x) last-3/28-4/6	3 (3x) last-3/28-4/6
1979-80	4 12/1-12/12	4 12/1-12/12	5 10/20-11/3	5 10/20-11/3
1980-81	4 (2x) last-1/23-1/31	4 (2x) last-1/23-1/31	7 2/5-3/10	10 10/18-11/22
1981-82	4 (2x) last-3/11-3/26	8 12/2-1/15	3 10/9-10/17	3 (4x) last-2/4-2/10
1982-83	2 (3x) last-3/29-3/31	3 1/29-2/5	4 10/16-11/5	6 (2x) last-11/28-12/26
1983-84	2 (4x) last-3/9-3/10	5 2/4-2/11	3 2/29-3/7	8 2/9-3/7
1984-85	3 10/20-10/27	3 10/20-10/27	7 1/19-2/7	9 1/19-2/10
1985-86	4 1/14-1/22	5 1/14-1/27	4 10/12-11/2	4 10/12-11/2
1986-87	2 (4x) last-3/12-3/14	3 10/15-10/25	3 11/9-11/19	3 (4x) last-1/19-1/23
1987-88	3 1/22-1/30	4 1/22-2/2	6 10/31-11/19	6 10/31-11/19
1988-89	4 1/18-1/23	8 12/23-1/23	7 3/3-4/1	7 3/3-4/1
1989-90	2 (4x) last-2/13-2/16	4 2/13-2/23	6 12/16-1/6	8 12/2-1/6
1990-91	3 2/28-1/5	6 11/9-11/24	7 3/7-3/30	6 1/30-2/28
1991-92	4 (2x) last-1/23-2/1	5 1/22-2/1	3 2/7-2/20	3 2/7-2/20
1992-93	3 3/11-4/4	4 12/11-12/21	6 12/26-1/16	7 12/26-1/19
1993-94	6 10/30-11/24	6 10/30-11/24	2 (4x) last-3/12-3/14	4 3/10-3/22
1994-95	4 2/20-3/1	4 2/20-3/1	5 3/5-3/25	5 3/5-3/25
1995-96	3 (2x) last-12/21-12/30	5 10/14-10/31	3 4/4-4/14	3 (3x) last-4/4-4/14
1996-97	5 11/26-12/21	5 11/26-12/21	3 (5x) last-3/27-4/4	7 2/9-3/1
1997-98	2 2/26-3/4	3 (3x) last-2/7-3/4/98	5 3/7-3/26	7 3/7-4/4
1998-99	3 3/4-3/14	3 3/4-3/14	3 12/11-12/19	5 10/9-11/7
1999-00	5 1/15-1/25	5 1/15-1/25	2 (4x) last-3/19-3/26	7 11/26-1/2
2000-01	4 3/29-4/5	4 3/29-4/5	5 (2x) last-12/15-1/13	12 11/24-1/20
2001-02	4 3/30-4/6	4 3/30-4/6	7 12/31-1/17	7 12/31-1/17
2002-03	4 1/11-1/23	4 1/11-1/23	3 (2x) last-12/5-12/21	7 11/16-12/21
2003-04	2 (2x) last-12/29-12/30	3 11/25-11/28	5 3/12-3/21	5 (2x) last-3/12-3/21
2005-06	6 1/19-3/2	6 1/19-3/2	3 (2x) last - 4/9-4/15	6 3/4-3/25
2006-07	4 11/1-11/10	5 (2x) last 3/8-3/25	5 12/16-12/29	5 12/16-12/29
2007-08	5 11/10-11/21	10 1/31-3/10	3 10/6-10/18	6 (2x) last-1/2-1/29
2008-09	3 1/10-1/16	5 10/4-10/27	5 1/18-2/9	9 1/18-2/21
2009-10	4 12/17-12/31	8 12/5-1/9	4 1/16-1/30	4 (2x) last - 11/6 - 1/30
2010-11	4 11/26-12/9	4 4/26-12/9	4 2/5-2/18	4 2/5-2/18
2011-12	4 3/24-4/3	5 1/21-2/14	3 3/6-3/9	4 3/2-3/9
2012-13	2 (2x) last-3/19-3/26	2 (2x) last-4/5-4/6	3 3/12-3/16	3 3/28-4/5
2013-14	6 (2x) last - 1/4-2/7	6 (2x) last - 1/4-2/7	3 10/8-10/12	3 10/8-10/12
2014-15	6 3/8-3/26	7 3/4-3/26	2 (2x) last - 1/27-2/7	4 10/25-11/26
2015-16	3 (2x) last - 2/6-2/18	5 3/4-3/17	3 12/17-12/28	8 11/27-12/28
2016-17	5 2/23 - 3/7	5 2/23 - 3/7	2 (2x) last - 4/5 - 4/8	4 3/26 - 4/8

## RANGERS VS. NHL YEAR-BY-YEAR

[illegible]

AAA The Arizona Coyotes totals include the record of the Winnipeg Jets from 1979-80 - 1995-96 and the Phoenix Coyotes from 1996-97 - 2013-14.

# The Calgary Flames totals include the record of the Atlanta Flames from 1979-80.

## The Carolina Hurricanes totals include the record of the Hartford Whalers from 1979-80 - 1996-97.

#### The Colorado Avalanche totals include the record of the Quebec Nordiques from 1979-80 - 1994-95.

^ The Dallas Stars totals include the record of the Minnesota North Stars from 1967-68 - 1992-93

\*\* The Detroit Red Wings totals include the records of the Detroit Cougars and Detroit Falcons.

The Detroit Red Wings totals include the records of the Detroit Cougars and Detroit Falcons.

## RANGERS VS. NHL YEAR-BY-YEAR

Nashville	New Jersey	NY Islanders	Ottawa	Philadelphia	Pittsburgh	St. Louis	San Jose	Tampa Bay	Toronto	Vancouver	Vegas	Washington	Winnipeg	Defunct	Totals			
20	0	30	1	13	0	12	0	31	0	2	2	1	1	1	0	48	28	6
1	1	0	12	1	03	1	2	1	1	1	2	1	0	3	1	46	27	9
1	1	0	40	0	23	0	2	1	0	3	0	1	0	1	3	53	22	7
1	1	0	22	1	32	0	2	1	0	2	2	1	0	1	0	45	31	6
		3	1	030	1	02	1	32	0	13	1					26	18	4
1	0	0	32	1	4	1	1	2	1	60	0	2	4	0	0	4	18	5
1	0	0	42	0	42	0	2	1	2	4	0	1	1	1	1	44	33	5
0	1	0	32	1	32	1	3	1	0	32	1	1	4	0	2	38	33	11
1	0	0	33	0	5	1	0	22	0	42	0	33	0	0	1	43	30	9
		7	0	133	2	13	0	5	1	25	3	0				42	27	13
0	1	0	33	2	34	1	1	3	0	62	0	33	2	1	0	42	30	10
1	0	0	43	1	52	1	1	3	0	42	0	52	0	1	0	44	26	12
0	10	1	14	1	600	1	3	0	140	1	320	1	10	10	0	27	40	7
1	0	1	023	2	12	0	30	1	220	2	130	0	11	200	1	32	36	10
0	10	1	13	1	230	2	11	2	230	2	102	0	10	110	2	20	34	4
0	10	1	122	3	20	2	20	140	0	4	1	0	10	0	10	310	1300	10
1	00	0	32	2	21	0	40	140	2	30	1	10	0	20	2	202	201	020
2	00	0	50	5	00	1	2	1	1	13	1	10	0	20	1	310	211	100
		0	42	1	3	1	2	1	1	3	1	2	1	1	1	25	39	18
		2	12	2	2	1	2	2	0	32	1	400	1	10	200	050	200	020
		1	22	5	10	3	1	0	3	1	2	20	0	02	200	221	200	200
		1	30	1	30	3	0	0	2	20	0	30	1	0	200	301		
		6	00	1	22	4	00	3	1	1	2	20	0	200	1	510		52
		2	4	1	2	4	1	3	0	0	2	4	1	2	4	30	38	11
		4	30	2	4	1	6	10	5	20	2	10	0	200	3	60	50	5
		3	22	2	4	1	3	22	3	40	1	1	1	1	1	36	31	13
		3	3	1	3	2	2	5	20	1	5	1	0	2	1	36	31	13
		3	40	5	20	3	3	1	3	1	300					32	37	35
		4	30	2	23	3	3	1	2	32	300					210	210	
		3	40	3	3	1	4	30	3	22	120					111	210	
		5	20	3	3	1	1	60	2	4	1	1	1	1	1	210	300	
		5	20	3	40	0	7	0	4	30	2	0	1	1	1	201	210	
		5	1	1	4	30	4	30	5	20	2	10	1	1	1	331		42
		3	3	1	3	40	3	40	5	1	20					300	111	
		2	0	1	2	60										111	300	
		1	30	2	20		1	1	2	1	040					220	211	
		1	12	2	20		1	2	1	2	20	4	00			220		38
		4	10	3	50		2	3	2	20	320					221	4	00
		2	2	1	240		0	4	2	22	40					130	4	10
		3	1	1	4	1	0	24	1	2	1	22				211	3	20
		4	10	240		1	50	1	30	320						040	3	11
		4	0	1	32	1	2	3	1	2	0					121	3	20
			4	10		2	12	4	10	3	1					122	4	11
			6	00		4	0	1	30	500						410	3	20
				6	00		3	1	2	510						222	5	10
					2	3	1	50	1	32						510	5	10

<sup>22</sup> The New Jersey Devils totals include the record of the Kansas City Scouts from 1974-75 - 1975-76 and the Colorado Rockies from 1976-77 - 1981-82.

+ The Winnipeg Jets totals include the record of the Atlanta Thrashers from 1999-00 - 2010-11.

\* Defunct teams include Brooklyn and New York Americans, Cleveland Barons, California Golden Seals, Montreal Maroons, original Ottawa Senators from 1926-27 - 1933-34, Philadelphia Quakers, Pittsburgh Pirates and St. Louis Eagles.

\* For the 1999-00 season, the NHL awarded teams one point for a regulation tie (RT). Beginning with the 2000-01, the NHL amended the rule, awarding teams one point for an overtime loss (OTL). During the 2005-06 season, the NHL instituted the shootout to follow a scoreless five-minute overtime to eliminate ties. The winning team in the shootout gains two points and a win in the standings, while the losing team receives one point, recorded as an "OT" in the standings.

# RANGERS VS. NHL YEAR-BY-YEAR

	ANAHEIM	ARIZONA <sup>---</sup>	BOSTON	BUFFALO	CALGARY <sup>#</sup>	CAROLINA <sup>##</sup>	CHICAGO	COLORADO <sup>###</sup>	COLUMBUS	DALLAS <sup>~</sup>	DETROIT <sup>**</sup>	EDMONTON	FLORIDA	LOS ANGELES	MINNESOTA	MONTREAL				
YEAR	W	L	T	O	W	L	T	O	W	L	T	O	W	L	T	O	W	L	T	O
1969-70					4	4	0													
1968-69					3	3	2													
1967-68					2	6	2													
1966-67					8	2	4													
1965-66					6	7	1													
1964-65					8	5	1													
1963-64					7	5	2													
1962-63					7	4	3													
1961-62					10	2	2													
1960-61					9	3	2													
1959-60					4	8	2													
1958-59					5	6	3													
1957-58					5	6	3													
1956-57					8	5	1													
1955-56					5	7	2													
1954-55					4	5	5													
1953-54					7	7	0													
1952-53					7	5	2													
1951-52					6	4	4													
1950-51					2	4	8													
1949-50					5	5	4													
1948-49					2	8	2													
1947-48					3	7	2													
1946-47					2	8	2													
1945-46					3	6	1													
1944-45					3	4	3													
1943-44					2	7	1													
1942-43					2	8	0													
1941-42					4	4	0													
1940-41					2	4	2													
1939-40					4	2	2													
1938-39					3	5	0													
1937-38					3	5	0													
1936-37					2	3	3													
1935-36					6	2	0													
1934-35					1	3	2													
1933-34					3	2	1													
1932-33					3	3	0													
1931-32					4	2	2													
1930-31					0	4	2													
1929-30					0	5	1													
1928-29					1	5	0													
1927-28					1	2	3													
1926-27					3	2	1													
TOTALS	15-16-1-1	45-25-6-0	255-289-97-2	71-76-25-5	45-54-15-1	75-52-7-2	241-246-98-2	39-32-7-6	16-11-1-1	74-40-22-2	289-282-103-3	31-30-9-2	51-29-6-6	69-45-16-3	14-8-0-0	194-330-94-5				

--- The Arizona Coyotes totals include the record of the Winnipeg Jets from 1979-80 - 1995-96 and the Phoenix Coyotes from 1996-97 - 2013-14.

# The Calgary Flames totals include the record of the Atlanta Flames from 1979-80.

## The Carolina Hurricanes totals include the record of the Hartford Whalers from 1979-80 - 1996-97.

### The Colorado Avalanche totals include the record of the Quebec Nordiques from 1979-80 - 1994-95.

~ The Dallas Stars totals include the record of the Minnesota North Stars from 1967-68 - 1992-93.

\*\* The Detroit Red Wings totals include the records of the Detroit Cougars and Detroit Falcons.

RANGERS VS. NHL YEAR-BY-YEAR

NASHVILLE	NEW JERSEY <sup>~</sup>	NY ISLANDERS	OTTAWA	PHILADELPHIA	PITTSBURGH	ST. LOUIS	SAN JOSE	TAMPA BAY	TORONTO	VANCOUVER	VEGAS	WASHINGTON	WINNIPEG <sup>+</sup>	DEFUNCT <sup>*</sup>	TOTALS				
W	L	T	O	W	L	T	O	W	L	T	O	W	L	T	O	W	L	T	O
				0 0 6	4 1 1	4 2 0			6 2 0					5 1 0	38 22 16				
				3 1 2	5 1 0	3 1 2			4 4 0					5 1 0	41 26 9				
				3 1 0	3 0 1	3 1 0			7 3 0					4 0 0	39 23 12				
									5 5 4						30 28 12				
									3 6 5						18 41 11				
									5 4 5						20 38 12				
									3 8 3						22 38 10				
									5 8 1						22 36 12				
									4 9 1						26 32 12				
									2 10 2						22 38 10				
									2 9 3						17 38 15				
									5 5 4						26 32 12				
									7 5 2						32 25 13				
									3 6 5						26 30 14				
									9 5 0						32 28 10				
									4 6 4						17 35 18				
									3 6 5						29 31 10				
									2 8 4						17 37 16				
									3 7 4						23 34 13				
									3 10 1						20 29 21				
									4 8 2						28 31 11				
									3 5 4						18 31 11				
									3 5 4						21 26 13				
									4 8 0						22 32 6				
									3 5 2						13 28 9				
									2 7 1						11 29 10				
									2 8 0						6 39 5				
									2 6 2						11 31 8				
									3 4 1					5 2 1	29 17 2				
									3 5 0					6 1 1	21 19 8				
									4 1 3					6 1 1	27 11 10				
									4 3 1					5 2 1	26 16 6				
									4 2 0					9 1 2	27 15 6				
									5 1 0					6 3 2	19 20 9				
									1 3 2					7 2 3	19 17 12				
									4 2 0					10 7 2	22 20 6				
									0 3 3					9 7 2	21 19 8				
									2 4 0					10 2 5	23 17 8				
									2 4 0					7 4 1	23 17 8				
									1 2 1					12 2 4	19 16 9				
									0 3 1					12 4 2	17 17 10				
									3 1 0					8 5 5	21 13 10				
									2 2 0					9 4 5	19 16 9				
									2 1 1					10 6 2	25 13 6				
13-8-1-2	114-89-27-9	125-110-19-8	40-42-3-4	130-114-37-8	126-109-23-13	79-43-16-1	24-9-3-1	47-36-5-7	230-276-95-7	78-32-8-1	-	96-93-18-7	28-20-1-10	169-84-45 2,730-2,590-809-110					

<sup>~</sup> The New Jersey Devils totals include the record of the Kansas City Scouts from 1974-75 - 1975-76 and the Colorado Rockies from 1976-77 - 1981-82.

<sup>+</sup> The Winnipeg Jets totals include the record of the Atlanta Thrashers from 1999-00 - 2010-11.

<sup>\*</sup> Defunct teams include Brooklyn and New York Americans, Cleveland Barons, California Golden Seals, Montreal Maroons, original Ottawa Senators from 1926-27 - 1933-34, Philadelphia Quakers, Pittsburgh Pirates and St. Louis Eagles.

• For the 1999-00 season, the NHL awarded teams one point for a regulation tie (RT.) Beginning with the 2000-01, the NHL amended the rule, awarding teams one point for an overtime loss (OTL.) During the 2005-06 season, the NHL instituted the shootout to follow a scoreless five-minute overtime to eliminate ties. The winning team in the shootout gains two points and a win in the standings, while the losing team receives one point, recorded as an "OT" in the standings.

LAST 20 GAME RESULTS VS. NHL

TEAM	1	2	3	4	5	6	7	8	9	10
ANAHEIM	3-6 (3/26/17)	4-1 (2/7/17)	2-1 (3/16/16)	3-2 (12/22/15)	7-2 (3/22/15)	4-1 (1/7/15)	1-2 (11/4/13)	0-6 (10/10/13)	2-1 (11/3/11)	1-2 (10/8/11)
ARIZONA	6-3 (12/29/16)	3-2 (10/23/16)	4-1 (11/7/15)	4-1 (10/22/15)	4-3 (2/26/15)	5-1 (2/14/15)	4-3 (3/24/14)	1-4 (10/13/13)	2-1 (1/10/12)	3-2 (12/17/11)
BOSTON	2-1 (3/2/17)	5-2 (11/5/16)	5-2 (10/26/16)	5-2 (3/23/16)	2-1 (1/11/16)	3-4 (11/27/15)	2-4 (3/28/15)	3-2 (2/4/15)	0-3 (1/15/15)	3-6 (3/2/14)
BUFFALO	2-1 (2/2/17)	1-4 (1/3/17)	3-4 (12/1/16)	3-4 (4/2/16)	4-2 (3/8/16)	6-3 (1/25/16)	2-0 (3/14/15)	3-1 (2/20/15)	6-1 (1/3/15)	2-1 (4/10/14)
CALGARY	4-3 (2/5/17)	4-1 (11/12/16)	4-5 (12/12/15)	4-1 (10/25/15)	1-0 (2/24/15)	5-2 (12/16/14)	3-4 (3/28/14)	4-3 (12/15/13)	3-2 (10/20/11)	2-1 (11/22/10)
CAROLINA	3-4 (3/9/17)	4-2 (12/3/16)	3-2 (11/29/16)	2-3 (10/28/16)	3-4 (3/31/16)	4-1 (1/22/16)	4-3 (11/30/15)	3-0 (11/10/15)	3-2 (3/21/15)	4-1 (1/31/15)
CHICAGO	1-2 (12/13/16)	1-0 (12/9/16)	3-5 (2/17/16)	3-2 (10/7/15)	0-1 (3/18/15)	1-0 (3/8/15)	2-1 (2/27/14)	3-2 (1/8/14)	3-4 (3/9/12)	2-4 (2/16/12)
COLORADO	4-2 (2/11/17)	6-2 (12/31/16)	1-2 (12/3/15)	2-1 (11/6/15)	6-3 (2/12/15)	3-4 (11/13/14)	2-3 (4/3/14)	5-1 (2/4/14)	1-3 (3/17/12)	1-5 (11/19/10)
COLUMBUS	2-5 (2/26/17)	3-2 (2/13/17)	4-6 (1/31/17)	5-4 (1/7/17)	2-4 (11/18/16)	4-2 (4/4/16)	2-1 (2/29/16)	5-2 (10/10/15)	4-2 (10/9/15)	4-3 (4/6/15)
DALLAS	6-7 (1/17/17)	2-0 (12/15/16)	3-2 (2/27/16)	6-2 (1/5/16)	2-3 (2/8/15)	2-3 (12/29/14)	3-2 (1/10/14)	3-2 (11/21/13)	0-1 (12/13/11)	3-2 (1/7/11)
DETROIT	4-1 (3/12/17)	1-0 (1/22/17)	1-2 (10/19/16)	3-2 (4/9/16)	2-3 (3/12/16)	1-0 (2/21/16)	1-2 (3/4/15)	2-3 (12/16/14)	4-3 (11/5/14)	3-0 (3/9/14)
EDMONTON	3-1 (11/13/16)	5-3 (11/3/16)	4-2 (12/15/15)	5-7 (12/11/15)	2-0 (12/14/14)	1-3 (11/9/14)	5-0 (3/30/14)	1-2 (2/6/14)	0-2 (10/22/11)	8-2 (11/14/10)
FLORIDA	3-4 (3/17/17)	5-2 (3/7/17)	2-3 (10/20/16)	4-2 (3/21/16)	0-3 (1/2/16)	5-4 (11/21/15)	2-1 (3/15/15)	6-3 (2/2/15)	5-2 (12/31/14)	2-1 (12/23/13)
LOS ANGELES	3-0 (3/25/17)	3-2 (1/23/17)	3-4 (3/17/16)	4-5 (2/12/16)	2-4 (3/24/15)	4-3 (1/8/15)	0-1 (11/17/13)	3-1 (10/7/13)	2-3 (10/7/11)	4-3 (2/17/11)
MINNESOTA	3-2 (3/18/17)	4-7 (12/23/16)	4-2 (2/4/16)	2-5 (12/17/15)	3-2 (4/2/15)	5-4 (10/27/14)	1-2 (3/13/14)	4-1 (12/22/13)	3-2 (3/27/12)	1-3 (3/3/11)
MONTREAL	1-4 (3/4/17)	2-3 (2/21/17)	4-5 (1/14/17)	5-2 (3/26/16)	1-5 (11/25/15)	0-3 (10/15/15)	0-1 (1/29/15)	5-0 (11/23/14)	1-3 (10/25/14)	0-1 (4/12/14)
NASHVILLE	4-3 (2/9/17)	2-1 (12/17/16)	3-5 (12/28/15)	3-0 (11/23/15)	4-1 (3/2/15)	2-3 (2/7/15)	1-4 (12/10/13)	2-0 (11/23/13)	3-0 (1/17/12)	2-1 (11/27/10)
NEW JERSEY	2-3 (3/21/17)	4-3 (2/25/17)	3-2 (12/18/16)	5-0 (12/11/16)	2-5 (2/23/16)	2-1 (2/8/16)	2-3 (2/2/16)	1-2 (10/18/15)	4-2 (4/7/15)	6-1 (4/4/15)
NY ISLANDERS	2-3 (3/22/17)	2-4 (2/16/17)	2-4 (12/6/16)	5-3 (10/13/16)	1-4 (4/7/16)	4-6 (3/6/16)	1-3 (1/14/16)	1-2 (12/2/15)	2-1 (3/10/15)	6-5 (2/16/15)
OTTAWA	1-3 (4/8/17)	4-3 (12/27/16)	0-2 (11/27/16)	0-3 (1/24/16)	4-1 (12/6/15)	2-1 (11/14/15)	0-3 (4/9/15)	5-1 (3/26/15)	3-2 (1/20/15)	2-3 (4/5/14)
PHILADELPHIA	4-3 (4/2/17)	0-2 (1/25/17)	5-2 (1/14/17)	3-2 (11/25/16)	3-1 (2/14/16)	3-2 (2/6/16)	3-2 (1/16/16)	0-3 (11/28/15)	2-3 (10/24/15)	2-4 (2/28/15)
PITTSBURGH	3-2 (4/9/17)	3-4 (3/31/17)	2-7 (12/20/16)	1-6 (11/23/16)	5-2 (11/21/16)	2-3 (3/27/16)	3-5 (3/13/16)	1-4 (3/3/16)	3-0 (2/10/16)	5-2 (1/18/15)
ST. LOUIS	5-0 (11/1/16)	2-3 (10/15/16)	2-1 (2/25/16)	6-3 (11/12/15)	3-4 (11/3/14)	3-2 (10/9/14)	1-2 (1/23/14)	3-5 (10/12/13)	1-4 (12/15/11)	2-1 (1/8/11)
SAN JOSE	4-5 (3/28/17)	7-4 (10/17/16)	1-4 (3/19/16)	4-0 (10/19/15)	3-1 (1/10/15)	4-0 (10/19/14)	0-1 (3/16/14)	2-9 (10/8/13)	5-2 (10/31/11)	3-2 (3/12/11)
TAMPA BAY	2-3 (3/13/17)	1-0 (3/6/17)	6-1 (10/30/16)	3-2 (4/5/16)	5-2 (12/30/15)	1-2 (11/19/15)	3-6 (12/1/14)	3-4 (11/26/14)	1-5 (11/17/14)	1-2 (1/14/14)
TORONTO	2-1 (2/23/17)	5-2 (1/19/17)	2-4 (1/13/17)	4-2 (2/18/16)	4-3 (11/15/15)	3-1 (2/10/15)	5-4 (11/8/14)	4-5 (11/8/14)	3-6 (10/12/14)	2-3 (3/5/14)
VANCOUVER	7-2 (11/15/16)	3-5 (11/8/16)	3-2 (1/19/16)	1-2 (12/9/15)	4-5 (2/19/15)	5-1 (12/13/14)	3-1 (4/1/14)	5-2 (11/30/13)	4-0 (10/18/11)	1-0 (1/13/11)
VEGAS										
WASHINGTON	0-2 (4/5/17)	1-4 (2/28/17)	2-1 (2/19/17)	4-2 (10/22/16)	3-2 (3/4/16)	2-5 (1/17/16)	3-4 (1/9/16)	3-7 (12/20/15)	5-2 (11/3/15)	4-2 (4/11/15)
WINNIPEG	2-1 (12/8/16)	5-2 (11/6/16)	2-5 (12/18/15)	1-4 (10/13/15)	3-2 (3/31/15)	0-1 (11/1/14)	4-2 (3/14/14)	2-5 (12/2/13)	4-2 (4/1/13)	1-3 (3/14/13)



LAST 20 GAME RESULTS VS. NHL

11	12	13	14	15	16	17	18	19	20	TEAM
2-5 (3/9/11)	3-0 (10/11/09)	4-2 (1/20/09)	3-1 (12/16/08)	1-4 (2/7/08)	4-3 (11/1/06)	1-3 (10/28/03)	6-2 (2/21/03)	3-2 (11/19/02)	2-3 (11/25/01)	ANAHEIM
4-3 (12/16/10)	2-3 (1/30/10)	5-2 (10/26/09)	4-1 (11/24/08)	1-5 (12/16/07)	7-3 (10/28/06)	3-2 (12/29/03)	3-2 (10/28/02)	0-5 (12/31/01)	1-3 (1/4/01)	ARIZONA
2-3 (11/29/13)	1-2 (11/19/13)	4-3 (2/12/13)	4-3 (1/23/13)	1-3 (1/19/13)	1-2 (4/1/12)	4-3 (3/4/12)	3-0 (2/14/12)	3-2 (1/21/12)	5-3 (4/4/11)	BOSTON
3-1 (12/15/13)	2-0 (10/31/13)	8-4 (4/19/13)	1-3 (3/12/13)	3-2 (3/3/13)	1-4 (3/23/12)	3-2 (2/25/12)	1-0 (2/1/12)	4-1 (12/10/11)	0-1 (3/30/11)	BUFFALO
1-3 (11/7/09)	0-3 (12/7/08)	3-4 (1/2/08)	4-2 (1/10/06)	0-5 (1/5/04)	2-1 (11/14/02)	1-0 (11/7/02)	3-5 (3/4/02)	5-4 (11/18/00)	3-2 (12/6/99)	CALGARY
1-0 (12/21/14)	3-2 (12/20/14)	2-1 (10/16/14)	4-1 (4/8/14)	1-3 (3/11/14)	4-2 (3/7/14)	5-1 (11/2/13)	4-3 (4/25/13)	4-1 (4/6/13)	2-1 (3/18/13)	CAROLINA
3-2 (11/1/10)	1-2 (12/9/09)	3-2 (1/16/09)	4-2 (10/10/08)	2-1 (2/18/07)	1-2 (12/7/05)	2-2 (11/6/03)	3-4 (12/11/02)	1-5 (3/7/02)	4-2 (2/19/01)	CHICAGO
1-3 (10/18/10)	3-1 (1/31/10)	6-1 (2/28/09)	3-4 (12/21/07)	1-2 (12/18/05)	3-4 (11/20/03)	2-3 (11/2/03)	1-4 (2/23/03)	3-4 (1/30/03)	2-3 (1/3/02)	COLORADO
4-3 (2/22/15)	2-1 (1/16/15)	2-5 (10/11/14)	3-1 (3/21/14)	3-4 (1/6/14)	2-4 (12/12/13)	4-2 (11/7/13)	3-2 (2/19/12)	1-3 (12/11/10)	7-4 (11/23/09)	COLUMBUS
5-2 (1/6/10)	2-10 (2/6/09)	1-2 (10/20/08)	2-3 (11/25/07)	5-2 (12/14/06)	3-0 (11/4/03)	3-3 (11/29/02)	2-4 (2/13/02)	4-2 (10/29/01)	1-2 (1/8/01)	DALLAS
1-0 (1/16/14)	3-2 (10/26/13)	2-1 (3/21/12)	2-3 (2/7/11)	1-3 (12/6/09)	4-5 (10/18/08)	3-4 (2/5/07)	3-4 (1/4/06)	3-1 (10/25/03)	2-3 (12/21/02)	DETROIT
4-2 (11/5/09)	2-3 (11/10/08)	2-3 (1/5/08)	5-4 (1/12/06)	4-5 (11/10/03)	5-2 (11/5/02)	1-4 (1/2/02)	4-3 (11/7/00)	2-1 (12/8/99)	1-1 (10/1/99)	EDMONTON
5-2 (11/27/13)	4-3 (11/10/13)	2-3 (4/23/13)	6-1 (4/18/13)	1-3 (3/21/13)	3-2 (1/5/12)	4-1 (12/30/11)	6-1 (11/23/11)	1-2 (1/23/11)	1-0 (3/22/11)	FLORIDA
1-2 (2/21/10)	4-2 (10/14/09)	3-2 (12/17/08)	2-4 (2/5/08)	1-4 (10/30/06)	3-2 (12/30/03)	2-6 (10/25/02)	0-4 (1/9/02)	5-4 (12/29/01)	5-5 (12/14/00)	LOS ANGELES
5-2 (11/20/10)	2-3 (10/30/09)	2-1 (3/24/09)	3-6 (12/20/07)	3-1 (12/5/05)	3-4 (2/4/04)	3-5 (10/10/03)	4-2 (2/19/03)	3-2 (3/5/02)	3-1 (11/6/01)	MINNESOTA
1-0 (1/16/13)	0-2 (10/28/13)	0-3 (3/30/13)	0-3 (2/23/13)	1-3 (2/19/13)	4-1 (3/30/12)	1-4 (1/15/12)	0-4 (11/19/11)	5-3 (11/5/11)	6-3 (3/18/11)	MONTREAL
1-2 (2/10/10)	4-2 (3/12/09)	0-3 (10/18/06)	5-1 (12/8/05)	2-4 (3/25/04)	1-2 (2/28/04)	4-2 (1/23/03)	2-2 (10/19/02)	2-4 (12/12/01)	2-5 (3/4/01)	NASHVILLE
3-1 (12/27/14)	4-3 (10/21/14)	2-0 (3/22/14)	7-3 (1/26/14)	3-4 (12/7/13)	2-3 (11/12/13)	0-4 (10/19/13)	4-0 (4/27/13)	4-1 (4/21/13)	3-2 (3/19/13)	NEW JERSEY
1-4 (1/27/15)	0-3 (1/13/15)	3-6 (10/14/14)	4-1 (1/31/14)	2-1 (1/29/14)	3-5 (1/21/14)	3-5 (12/20/13)	3-2 (10/29/13)	1-0 (4/13/13)	2-1 (3/7/13)	NY ISLANDERS
8-4 (3/18/14)	4-1 (1/18/14)	0-3 (3/28/13)	2-3 (3/8/13)	2-3 (2/21/13)	1-4 (3/8/12)	0-3 (1/12/12)	3-2 (11/9/11)	4-5 (10/29/11)	1-2 (3/24/11)	OTTAWA
5-2 (11/29/14)	3-0 (11/28/14)	2-0 (11/19/14)	3-1 (3/26/14)	2-4 (3/1/14)	4-1 (1/12/14)	1-2 (10/24/13)	2-4 (4/16/13)	5-2 (3/26/13)	4-2 (3/5/13)	PHILADELPHIA
4-3 (12/8/14)	2-3 (11/15/14)	5-0 (11/11/14)	4-3 (2/7/14)	2-5 (1/3/14)	3-4 (12/18/13)	5-1 (11/6/13)	1-2 (4/5/13)	6-1 (4/3/13)	0-3 (3/16/13)	PITTSBURGH
0-2 (11/7/10)	3-4 (3/18/10)	1-4 (1/16/10)	1-2 (2/16/09)	3-2 (3/3/07)	5-4 (12/10/05)	4-5 (1/1/04)	4-4 (2/6/03)	2-3 (11/3/02)	1-5 (10/25/01)	ST. LOUIS
3-7 (10/19/09)	2-3 (12/20/08)	3-1 (2/17/08)	1-1 (12/10/06)	2-2 (11/18/03)	2-1 (12/16/02)	5-4 (11/11/02)	5-3 (12/28/01)	1-5 (10/22/01)	2-3 (12/12/00)	SAN JOSE
4-3 (12/29/13)	0-5 (11/25/13)	4-1 (2/28/13)	5-1 (2/10/13)	3-2 (2/21/13)	3-4 (3/2/12)	4-3 (2/9/12)	2-3 (12/8/11)	4-2 (12/3/11)	1-2 (2/27/11)	TAMPA BAY
7-1 (1/4/14)	2-1 (12/23/13)	3-2 (4/10/13)	3-4 (10/13/13)	5-2 (1/26/13)	4-3 (3/24/12)	3-0 (1/14/12)	2-4 (12/5/11)	2-4 (10/27/11)	7-0 (11/1/11)	TORONTO
1-4 (11/3/09)	3-6 (11/19/08)	0-3 (1/3/08)	2-3 (12/13/05)	4-3 (2/2/04)	1-3 (11/16/02)	1-3 (3/19/02)	3-4 (11/17/00)	0-3 (10/24/99)	1-2 (10/2/99)	VANCOUVER
										VEGAS
2-5 (3/29/15)	3-1 (3/11/15)	4-2 (12/23/14)	4-1 (1/19/14)	2-3 (12/27/13)	1-4 (12/8/13)	2-0 (10/16/13)	2-3 (3/24/13)	4-1 (3/10/13)	2-1 (2/17/13)	WASHINGTON
3-4 (2/26/13)	4-2 (3/28/12)	3-0 (1/24/12)	3-0 (11/6/11)	2-1 (10/24/11)	0-3 (4/7/11)	2-3 (2/11/11)	3-2 (1/22/11)	4-6 (10/27/10)	5-2 (3/12/10)	WINNIPEG

# ALL-TIME RECORD YEAR-BY-YEAR

YEAR	GP	W	L	T	OTL	GF	GA	PTS	FINISHED	DIVISION CHAMPION
<b>1926-27</b>	<b>44</b>	<b>25</b>	<b>13</b>	<b>6</b>	-	<b>95</b>	<b>72</b>	<b>56</b>	<b>1st</b>	<b>RANGERS</b>
1927-28	44	19	16	9	-	94	79	47	2nd	Boston
1928-29	44	21	13	10	-	72	65	52	2nd	Boston
1929-30	44	17	17	10	-	136	143	44	3rd	Boston
1930-31	44	19	16	9	-	106	87	47	3rd	Boston
<b>1931-32</b>	<b>48</b>	<b>23</b>	<b>17</b>	<b>8</b>	-	<b>134</b>	<b>112</b>	<b>54</b>	<b>1st</b>	<b>RANGERS</b>
1932-33	48	23	17	8	-	135	107	54	3rd	Boston
1933-34	48	21	19	8	-	120	113	50	3rd	Detroit
1934-35	48	22	20	6	-	137	139	50	3rd	Boston
1935-36	48	19	17	12	-	91	96	50	4th	Detroit
1936-37	48	19	20	9	-	117	106	47	3rd	Detroit
1937-38	48	27	15	6	-	149	96	60	2nd	Boston
1938-39	48	26	16	6	-	149	105	58	2nd	Boston
1939-40	48	27	11	10	-	136	77	64	2nd	Boston
1940-41	48	21	19	8	-	143	125	50	4th	Boston
<b>1941-42</b>	<b>48</b>	<b>29</b>	<b>17</b>	<b>2</b>	-	<b>177</b>	<b>143</b>	<b>60</b>	<b>1st</b>	<b>RANGERS**</b>
1942-43	50	11	31	8	-	161	253	30	6th	Detroit
1943-44	50	6	39	5	-	162	310	17	6th	Montreal
1944-45	50	11	29	10	-	154	247	32	6th	Montreal
1945-46	50	13	28	9	-	144	191	35	6th	Montreal
1946-47	60	22	32	6	-	167	186	50	5th	Montreal
1947-48	60	21	26	13	-	176	201	55	4th	Toronto
1948-49	60	18	31	11	-	133	172	47	6th	Detroit
1949-50	70	28	31	11	-	170	189	67	4th	Detroit
1950-51	70	20	29	21	-	169	201	61	5th	Detroit
1951-52	70	23	34	13	-	192	219	59	5th	Detroit
1952-53	70	17	37	16	-	152	211	50	6th	Detroit
1953-54	70	29	31	10	-	161	182	68	5th	Detroit
1954-55	70	17	35	18	-	150	210	52	5th	Detroit
1955-56	70	32	28	10	-	204	203	74	3rd	Montreal
1956-57	70	26	30	14	-	184	227	66	4th	Detroit
1957-58	70	32	25	13	-	195	188	77	2nd	Montreal
1958-59	70	26	32	12	-	201	217	64	5th	Montreal
1959-60	70	17	38	15	-	187	247	49	6th	Montreal
1960-61	70	22	38	10	-	204	248	54	5th	Montreal
1961-62	70	26	32	12	-	195	207	64	4th	Montreal
1962-63	70	22	36	12	-	211	233	56	5th	Toronto
1963-64	70	22	38	10	-	186	242	54	5th	Montreal
1964-65	70	20	38	12	-	179	246	52	5th	Detroit
1965-66	70	18	41	11	-	195	261	47	6th	Montreal
1966-67	70	30	28	12	-	188	189	72	4th	Chicago
1967-68	74	39	23	12	-	226	183	90	2nd	Montreal
1968-69	76	41	26	9	-	231	196	91	3rd	Montreal
1969-70	76	38	22	16	-	246	189	92	4th	Chicago
1970-71	78	49	18	11	-	259	177	109	2nd	Boston

\* Beginning in 2005-06, the NHL instituted the shootout to follow a scoreless five-minute overtime to eliminate ties. The winning team in the shootout gains two points and a win in the standings, while the losing team receives one point, recorded as an "OTL" in the standings.

\*\* Also finished with the best regular season record in the NHL

\*\*\* Also finished with the best regular season record in the Eastern Conference

## ALL-TIME RECORD YEAR-BY-YEAR

YEAR	GP	W	L	T	OTL	GF	GA	PTS	FINISHED	DIVISION CHAMPION
1971-72	78	48	17	13	-	317	192	109	2nd	Boston
1972-73	78	47	23	8	-	297	208	102	3rd	Montreal
1973-74	78	40	24	14	-	300	251	94	3rd	Boston
1974-75	80	37	29	14	-	319	276	88	2nd	Philadelphia
1975-76	80	29	42	9	-	262	333	67	4th	Philadelphia
1976-77	80	29	37	14	-	272	310	72	4th	Philadelphia
1977-78	80	30	37	13	-	279	280	73	4th	NY Islanders
1978-79	80	40	29	11	-	316	292	91	3rd	NY Islanders
1979-80	80	38	32	10	-	308	284	86	3rd	Philadelphia
1980-81	80	30	36	14	-	312	317	74	4th	NY Islanders
1981-82	80	39	27	14	-	316	306	92	2nd	NY Islanders
1982-83	80	35	35	10	-	306	287	80	4th	Philadelphia
1983-84	80	42	29	9	-	314	304	93	4th	NY Islanders
1984-85	80	26	44	10	-	295	345	62	4th	Philadelphia
1985-86	80	36	38	6	-	280	276	78	4th	Philadelphia
1986-87	80	34	38	8	-	307	323	76	4th	Philadelphia
1987-88	80	36	34	10	-	300	283	82	5th	NY Islanders
1988-89	80	37	35	8	-	310	307	82	3rd	Washington
<b>1989-90</b>	<b>80</b>	<b>36</b>	<b>31</b>	<b>13</b>	<b>-</b>	<b>279</b>	<b>267</b>	<b>85</b>	<b>1st</b>	<b>RANGERS</b>
1990-91	80	36	31	13	-	297	265	85	2nd	Pittsburgh
<b>1991-92</b>	<b>80</b>	<b>50</b>	<b>25</b>	<b>5</b>	<b>-</b>	<b>321</b>	<b>246</b>	<b>105</b>	<b>1st</b>	<b>RANGERS**</b>
1992-93	84	34	39	11	-	304	308	79	6th	Pittsburgh
<b>1993-94</b>	<b>84</b>	<b>52</b>	<b>24</b>	<b>8</b>	<b>-</b>	<b>299</b>	<b>231</b>	<b>112</b>	<b>1st</b>	<b>RANGERS**</b>
1994-95	48	22	23	3	-	139	134	47	4th	Philadelphia
1995-96	82	41	27	14	-	272	237	96	2nd	Philadelphia
1996-97	82	38	34	10	-	258	231	86	4th	New Jersey
1997-98	82	25	39	18	-	197	231	68	5th	New Jersey
1998-99	82	33	38	11	-	217	227	77	4th	New Jersey
1999-00	82	29	38	12	3	218	246	73	4th	Philadelphia
2000-01	82	33	43	5	1	250	290	72	4th	New Jersey
2001-02	82	36	38	4	4	227	258	80	4th	Philadelphia
2002-03	82	32	36	10	4	210	231	78	4th	New Jersey
2003-04	82	27	40	7	8	206	250	69	4th	Philadelphia
2005-06	82	44	26	-	12	257	215	100	3rd	New Jersey
2006-07	82	42	30	-	10	242	216	94	3rd	New Jersey
2007-08	82	42	27	-	13	213	199	97	3rd	Pittsburgh
2008-09	82	43	30	-	9	210	218	95	4th	New Jersey
2009-10	82	38	33	-	11	222	218	87	4th	New Jersey
2010-11	82	44	33	-	5	233	198	93	3rd	Philadelphia
<b>2011-12</b>	<b>82</b>	<b>51</b>	<b>24</b>	<b>-</b>	<b>7</b>	<b>226</b>	<b>187</b>	<b>109</b>	<b>1st</b>	<b>RANGERS***</b>
2012-13	48	26	18	-	4	130	112	56	2nd	Pittsburgh
2013-14	82	45	31	-	6	218	193	96	2nd	Pittsburgh
<b>2014-15</b>	<b>82</b>	<b>53</b>	<b>22</b>	<b>-</b>	<b>7</b>	<b>252</b>	<b>192</b>	<b>113</b>	<b>1st</b>	<b>RANGERS**</b>
2015-16	82	46	27	-	9	236	217	101	3rd	Washington
2016-17	82	48	28	-	6	256	220	102	4th	Washington

## ALL-TIME HOME AND AWAY RECORD YEAR-BY-YEAR

YEAR	HOME								AWAY							
	GP	W	L	T	OTL	GF	GA	PTS	GP	W	L	T	OTL	GF	GA	PTS
1926-27	22	13	5	4	-	46	31	30	22	12	8	2	-	49	41	26
1927-28	22	10	8	4	-	47	36	24	22	9	8	5	-	47	43	23
1928-29	22	12	6	4	-	32	21	28	22	9	7	6	-	40	44	24
1929-30	22	11	5	6	-	79	54	28	22	6	12	4	-	57	89	16
1930-31	22	10	9	3	-	58	43	23	22	9	7	6	-	48	44	24
1931-32	24	13	7	4	-	66	54	30	24	10	10	4	-	68	58	24
1932-33	24	12	7	5	-	64	55	29	24	11	10	3	-	71	52	25
1933-34	24	11	7	6	-	58	47	28	24	10	12	2	-	62	66	22
1934-35	24	11	8	5	-	69	64	27	24	11	12	1	-	68	75	23
1935-36	24	11	6	7	-	49	42	29	24	8	11	5	-	42	54	21
1936-37	24	9	7	8	-	55	46	26	24	10	13	1	-	62	60	21
1937-38	24	15	5	4	-	79	50	34	24	12	10	2	-	70	46	26
1938-39	24	13	8	3	-	70	48	29	24	13	8	3	-	79	57	29
1939-40	24	17	4	3	-	82	33	37	24	10	7	7	-	54	44	27
1940-41	24	13	7	4	-	85	60	30	24	8	12	4	-	58	65	20
1941-42	24	15	8	1	-	97	72	31	24	14	9	1	-	80	71	29
1942-43	25	7	13	5	-	83	112	19	25	4	18	3	-	78	141	11
1943-44	25	4	17	4	-	78	137	12	25	2	22	1	-	84	173	5
1944-45	25	7	11	7	-	77	101	21	25	4	18	3	-	77	146	11
1945-46	25	8	12	5	-	72	85	21	25	5	16	4	-	72	106	14
1946-47	30	11	14	5	-	106	100	27	30	11	18	1	-	61	86	23
1947-48	30	11	12	7	-	90	96	29	30	10	14	6	-	86	105	26
1948-49	30	13	12	5	-	77	65	31	30	5	19	6	-	56	107	16
1949-50	35	19	12	4	-	89	73	42	35	9	19	7	-	81	116	25
1950-51	35	14	11	10	-	98	97	38	35	6	18	11	-	71	104	23
1951-52	35	16	13	6	-	112	97	38	35	7	21	7	-	80	122	21
1952-53	35	11	14	10	-	89	90	32	35	6	23	6	-	63	121	18
1953-54	35	18	12	5	-	95	90	41	35	11	19	5	-	66	92	27
1954-55	35	10	12	13	-	86	93	33	35	7	23	5	-	64	117	19
1955-56	35	20	7	8	-	122	78	48	35	12	21	2	-	82	125	26
1956-57	35	15	12	8	-	103	97	38	35	11	18	6	-	81	130	28
1957-58	35	14	15	6	-	92	93	34	35	18	10	7	-	103	95	43
1958-59	35	14	16	5	-	108	110	33	35	12	16	7	-	93	107	31
1959-60	35	10	15	10	-	103	105	30	35	7	23	5	-	84	142	19
1960-61	35	15	15	5	-	102	95	35	35	7	23	5	-	102	153	19
1961-62	35	16	11	8	-	105	91	40	35	10	21	4	-	90	116	24
1962-63	35	12	17	6	-	107	110	30	35	10	19	6	-	104	123	26
1963-64	35	14	13	8	-	97	102	36	35	8	25	2	-	89	140	18
1964-65	35	8	19	8	-	94	132	24	35	12	19	4	-	85	114	28
1965-66	35	12	16	7	-	95	104	31	35	6	25	4	-	100	157	16
1966-67	35	18	12	5	-	100	81	41	35	12	16	7	-	88	108	31
1967-68	37	22	8	7	-	118	87	51	37	17	15	5	-	108	96	39
1968-69	38	27	7	4	-	131	74	58	38	14	19	5	-	100	122	33
1969-70	38	22	8	8	-	125	84	52	38	16	14	8	-	121	105	40
1970-71	39	30	2	7	-	150	71	67	39	19	16	4	-	109	106	42

\* Beginning in 2005-06, the NHL instituted the shootout to follow a scoreless five-minute overtime to eliminate ties. The winning team in the shootout gains two points and a win in the standings, while the losing team receives one point, recorded as an "OTL" in the standings.

# ALL-TIME HOME AND AWAY RECORD YEAR-BY-YEAR

YEAR	HOME								AWAY							
	GP	W	L	T	OTL	GF	GA	PTS	GP	W	L	T	OTL	GF	GA	PTS
1971-72	39	26	6	7	-	173	88	59	39	22	11	6	-	144	104	50
1972-73	39	26	8	5	-	162	84	57	39	21	15	3	-	135	124	45
1973-74	39	26	7	6	-	166	102	58	39	14	17	8	-	134	149	36
1974-75	40	21	11	8	-	174	120	50	40	16	18	6	-	145	156	38
1975-76	40	16	16	8	-	134	136	40	40	13	26	1	-	128	197	27
1976-77	40	17	18	5	-	139	147	39	40	12	19	9	-	133	163	33
1977-78	40	18	15	7	-	157	138	43	40	12	22	6	-	122	142	30
1978-79	40	19	13	8	-	161	140	46	40	21	16	3	-	155	152	45
1979-80	40	22	10	8	-	168	129	52	40	16	22	2	-	140	155	34
1980-81	40	17	13	10	-	166	143	44	40	13	23	4	-	146	174	30
1981-82	40	19	15	6	-	162	154	44	40	20	12	8	-	154	152	48
1982-83	40	24	13	3	-	186	135	51	40	11	22	7	-	120	152	29
1983-84	40	27	12	1	-	169	145	55	40	15	17	8	-	145	159	38
1984-85	40	16	18	6	-	150	153	38	40	10	26	4	-	145	192	24
1985-86	40	20	18	2	-	147	123	42	40	16	20	4	-	133	153	36
1986-87	40	18	18	4	-	152	156	40	40	16	20	4	-	155	167	36
1987-88	40	22	13	5	-	160	125	49	40	14	21	5	-	140	158	33
1988-89	40	21	17	2	-	160	147	44	40	16	18	6	-	150	160	38
1989-90	40	20	11	9	-	147	119	49	40	16	20	4	-	132	148	36
1990-91	40	22	11	7	-	161	114	51	40	14	20	6	-	136	151	34
1991-92	40	28	8	4	-	170	106	60	40	22	17	1	-	151	140	45
1992-93	42	20	17	5	-	158	142	45	42	14	22	6	-	146	166	34
1993-94	42	28	8	6	-	153	111	62	42	24	16	2	-	146	120	50
1994-95	24	11	10	3	-	80	72	25	24	11	13	0	-	59	62	22
1995-96	41	22	10	9	-	150	122	53	41	19	17	5	-	122	115	43
1996-97	41	21	14	6	-	139	110	48	41	17	20	4	-	119	121	38
1997-98	41	14	18	9	-	102	103	37	41	11	21	9	-	95	128	31
1998-99	41	17	19	5	-	105	102	39	41	16	19	6	-	112	125	38
1999-00	41	15	20	5	1	109	123	36	41	14	18	7	2	109	123	37
2000-01	41	17	20	3	1	125	136	38	41	16	23	2	0	125	154	34
2001-02	41	19	19	2	1	119	129	41	41	17	19	2	3	108	129	39
2002-03	41	17	18	4	2	100	107	40	41	15	18	6	2	110	124	38
2003-04	41	13	21	3	4	108	123	33	41	14	19	4	4	98	127	36
2005-06	41	25	10	-	6	126	94	56	41	19	16	-	6	131	121	44
2006-07	41	21	15	-	5	123	105	47	41	21	15	-	5	110	106	47
2007-08	41	25	13	-	3	106	90	53	41	17	14	-	10	107	109	44
2008-09	41	26	11	-	4	114	93	56	41	17	19	-	5	96	124	39
2009-10	41	18	17	-	6	123	113	42	41	20	16	-	5	98	105	45
2010-11	41	20	17	-	4	127	101	44	41	24	16	-	1	106	97	49
2011-12	41	27	12	-	2	115	88	56	41	24	12	-	5	111	99	53
2012-13	24	16	6	-	2	77	51	34	24	10	12	-	2	53	61	22
2013-14	41	20	17	-	4	105	93	44	41	25	14	-	2	113	100	52
2014-15	41	25	11	-	5	125	99	55	41	28	11	-	2	127	93	58
2015-16	41	27	10	-	4	130	101	58	41	19	17	-	5	106	116	43
2016-17	41	21	16	-	4	129	123	46	41	27	12	-	2	127	97	56

## THE LAST TIME...

**Rangers Recorded a Shutout at Home:** 12/11/16, Rangers 5, New Jersey 0. Goaltender: Antti Raanta

**Rangers Recorded a Shutout on Road:** 3/25/17, Rangers 3, Los Angeles 0. Goaltender: Antti Raanta

**Opponent Recorded a Shutout against the Rangers at MSG:** 1/25/17, Rangers 0, Philadelphia 2. Opponent Goaltender: Steve Mason

**Opponent Recorded a Shutout against the Rangers on Road:** 4/5/17, Rangers 0, Washington 2. Opponent Goaltender: Braden Holtby

**Rangers Played a Game That Ended in a 0-0 Tie:** 10/16/03 vs. Atlanta. Goaltenders: Mike Dunham (Rangers) and Pasi Nurminen (Opponent)

**Rangers Played a Game That was Tied 0-0 After Overtime (Game Decided in Shootout):** 11/1/14 vs. Winnipeg (Jets won 1-0 in shootout). Goaltenders: Henrik Lundqvist (Rangers) and Ondrej Pavelek (Opponent)

**Rangers Won 1-0 at Home:** 2/21/16, Rangers 1, Detroit 0. Rangers Goaltender: Henrik Lundqvist

**Rangers Lost 1-0 at Home:** 3/18/15, Rangers 0, Chicago 1. Opponent Goaltender: Scott Darling

**Rangers Won 1-0 on Road:** 3/6/17, Rangers 1, Tampa Bay 0. Rangers Goaltender: Antti Raanta

**Rangers Lost 1-0 on Road:** 4/12/14, Rangers 0, Montreal 1. Opponent Goaltender: Carey Price

**Rangers Had Two Consecutive Shutouts:** 12/9/16 at Chicago, Rangers 1, Chicago 0. Rangers Goaltender: Antti Raanta. 12/11/16 at Madison Square Garden, Rangers 5, New Jersey 0. Rangers Goaltender: Antti Raanta.

**Rangers Were Shut Out in Two Consecutive Games:** 1/13/15 at Madison Square Garden, Rangers 0, NY Islanders 3. Opponent Goaltender: Jaroslav Halak. 1/15/15 at Boston, Rangers 0, Boston 3. Opponent Goaltender: Tuukka Rask.

**Rangers Held Opponent Shotless in One Period:** 10/15/16, third period at St. Louis. Rangers lost 3-2.

**Rangers Did Not Have a Penalty in a Game:** 4/9/17 vs. Pittsburgh. Rangers won 3-2. Referees: Dan O'Halloran and Francis Charron.

**Rangers Scored At Least 10 Goals in a Game:** 11/10/98 at Tampa Bay. Rangers won 10-2.

**Opponent Scored At Least 10 Goals in a Game:** 2/6/09 at Dallas. Stars won 10-2.

**Rangers Scored At Least Five Goals in One Period:** 10/27/14 vs. Minnesota. Rangers scored five goals in the third period and won the game, 5-4.

**Opponent Scored At Least Five Goals in One Period:** 12/23/16 vs. Minnesota. Wild scored five goals in the second period and won the game, 7-4.

**Rangers Had At Least 50 Shots On Goal in a Game:** 50, 1/4/14 at Toronto. Rangers won 7-1.

**Opponent Had At Least 50 Shots On Goal in a Game:** 52, 3/19/16 at San Jose. Rangers lost 4-1.

**Rangers Had At Least 50 Shots On Goal in Consecutive Games:** 1/3/94 vs. Florida, 54. 1/5/94 vs. Calgary, 53.

**Rangers Had At Least 25 Shots On Goal in a Period:** 1/17/17 vs. Dallas. Rangers had 25 shots on goal in the third period and lost, 7-6.

**Opponent Had At Least 25 Shots on Goal in a Period:** 11/23/01 at Washington. Capitals had 27 shots on goal in the third period and won 6-2.

**Four-Goal Game By a Ranger at Home:** 3/6/11 vs. Philadelphia. Ryan Callahan scored three goals against Brian Boucher and one goal against Sergei Bobrovsky. Rangers won 7-0.

**Four-Goal Game By a Ranger on Road:** 3/29/01 at NY Islanders. Radek Dvorak scored three goals against Rick DiPietro and one into an empty net. Rangers won 6-4.

**Four-Goal Game By Opponent at Home:** 12/3/06 vs. NY Islanders. Viktor Kozlov scored one goal against Henrik Lundqvist and three against Kevin Weekes. Rangers lost 7-4.

**Four-Goal Game By Opponent on Road:** 10/8/13 at San Jose. Tomas Hertl scored one goal against Henrik Lundqvist and three goals against Martin Biron. Rangers lost 9-2.

**Five-Goal Game By a Ranger at Home:** 2/23/83 vs. Hartford. Mark Pavelich scored five goals against Greg Millen. Rangers won 11-3.

**Five-Goal Game By a Ranger on Road:** 10/12/76 at Minnesota. Don Murdoch scored five goals vs. Gary Smith. Rangers won 10-4.

**Five-Goal Game By Opponent at Home:** 4/9/93 vs. Pittsburgh. Mario Lemieux scored three goals against Corey Hirsch and two against Mike Richter. Rangers lost 10-3.

**Five-Goal Game By Opponent on Road:** 12/20/07 at Minnesota. Marian Gaborik scored five goals vs. Henrik Lundqvist. Rangers lost 6-3.

**Rangers Goaltender Assisted on a Goal:** 10/28/16 at Carolina. Henrik Lundqvist assisted on a goal by Mats Zuccarello at 12:17 of the second period. Rangers lost 3-2.

**Rangers Goaltender Assisted on a Goal in Consecutive Games:** 1/5/11 vs. Carolina. Henrik Lundqvist assisted on a goal by Mats Zuccarello at 3:09 of overtime. Rangers won 2-1 in overtime. 1/7/11 at Dallas. Henrik Lundqvist assisted on a goal by Artem Anisimov at 8:04 of the third period. Rangers won 3-2 in a shootout.

**Rangers Had a Penalty Shot:** 2/21/16 vs. Detroit. Jesper Fast had a penalty shot attempt against Jimmy Howard. Result: Save. Rangers won 1-0.

**Opponent Had a Penalty Shot:** 2/26/17 vs. Columbus. Brandon Saad had a penalty shot attempt against Henrik Lundqvist. Result: Save. Rangers lost 5-2.

**Rangers Scored on a Penalty Shot:** 12/9/15 at Vancouver. Dan Boyle scored against Ryan Miller. Rangers lost 2-1.

**Opponent Scored on a Penalty Shot:** 4/12/14 at Montreal. Brian Gionta scored against Cam Talbot. Rangers lost 1-0.

**Rangers Had Two Penalty Shots in One Game:** 2/16/86 vs. Detroit. Pierre Larouche and Mike Ridley each had a penalty shot attempt against Corrado Micallef. Both were denied. Rangers won 3-1.

**Rangers Had A Penalty Shot in Consecutive Games:** 11/19/15 at Tampa Bay. Chris Kreider was denied by Ben Bishop. Rangers lost 2-1. 11/21/15 at Florida. Chris Kreider was denied by Roberto Luongo. Rangers won 5-4.

**Rangers And Opponent Each Had a Penalty Shot in One Game:** 11/21/15 at Florida. Rangers' Chris Kreider was denied by Roberto Luongo. Florida's Reilly Smith was denied by Henrik Lundqvist. Rangers won 5-4.

**Rangers Had Two Hat Tricks in One Game:** 3/24/78 at Washington. Ron Duguay and Phil Esposito each tallied a hat trick. Rangers won 11-4.

**Rangers Had Hat Tricks in Consecutive Games:** 12/29/16 at Arizona. Hat Trick: Matt Puempel. Rangers won 6-3. 12/31/16 at Colorado. Hat Trick: Chris Kreider. Rangers won 6-2.

## LAST SHUTOUT VS. NHL

TEAM	BY RANGERS	VS. RANGERS
Anaheim	3-0, Oct. 11, 2009 at MSG (Valiquette)	6-0, Oct. 10, 2013 at ANA (Hiller)
Arizona	3-0, Feb. 26, 1999 at MSG (Richter)	5-0, Dec. 31, 2001 at PHX (Burke)
Boston	3-0, Feb. 14, 2012 at BOS (Lundqvist)	3-0, Jan. 15, 2015 at BOS (Rask)
Buffalo	2-0, Mar. 14, 2015 at BUF (Skapski)	0-1, Feb. 1, 2012 at BUF (Miller)*
Calgary	1-0, Feb. 24, 2015 at MSG (Talbot)	3-0, Dec. 7, 2008 at MSG (Kiprusoff)
Carolina	3-0, Nov. 10, 2015 at MSG (Lundqvist)	3-0, Mar. 9, 2009 at CAR (Ward)
Chicago	1-0, Dec. 9, 2016 at CHI (Raanta)	1-0, Mar. 18, 2015 at MSG (Darling)
Colorado**	5-0, Oct. 29, 1990 at MSG (Vanbiesbrouck)	2-0, Jan. 28, 1995 at QUE (Fiset)
Columbus	None	5-0, Oct. 11, 2003 at CBJ (Denis)
Dallas	2-0, Dec. 15, 2016 at DAL (Lundqvist/Raanta)***	1-0, Dec. 13, 2011 at MSG (Bachman)
Detroit	1-0, Jan. 22, 2017 at DET (Lundqvist)	6-0, Mar. 24, 2001 at MSG (Osgood)
Edmonton	2-0, Dec. 14, 2014 at EDM (Lundqvist)	2-0, Oct. 22, 2011 at EDM (Khabibulin)
Florida	1-0, Mar. 22, 2011 at MSG (Lundqvist)	3-0, Jan. 2, 2016 at FLA (Luongo)
Los Angeles	3-0, Mar. 25, 2017 at LAK (Raanta)	1-0, Nov. 17, 2013 at MSG (Scrivens)
Minnesota	None	None
Montreal	5-0, Nov. 23, 2014 at MSG (Lundqvist)	3-0, Oct. 15, 2015 at MTL (Price)
Nashville	3-0, Nov. 23, 2015 at MSG (Lundqvist)	3-0, Oct. 18, 2006 at MSG (Vokoun)
New Jersey	5-0, Dec. 11, 2016 at MSG (Raanta)	4-0, Oct. 19, 2013 at NJD (Schneider)
NY Islanders	1-0, Apr. 13, 2013 at NYI (Lundqvist)	3-0, Jan. 13, 2015 at MSG (Halak)
Ottawa	2-0, Jan. 10, 2009 at OTT (Lundqvist)	2-0, Nov. 27, 2016 at MSG (Anderson)
Philadelphia	3-0, Nov. 28, 2014 at PHI (Talbot)	2-0, Jan. 25, 2017 at MSG (Mason)
Pittsburgh	3-0, Feb. 10, 2016 at PIT (Lundqvist)	3-0, Mar. 16, 2013 at PIT (Fleury)
St. Louis	5-0, Nov. 1, 2016 at MSG (Lundqvist)	2-0, Nov. 7, 2010 at MSG (Conklin)
San Jose	4-0, Oct. 19, 2015 at MSG (Raanta)	1-0, Mar. 16, 2014 at MSG (Niemi)
Tampa Bay	1-0, Mar. 6, 2017 at TBL (Raanta)	5-0, Nov. 25, 2013 at TBL (Bishop)
Toronto	3-0, Jan. 14, 2012 at TOR (Biron)	0-1, Oct. 17, 2008 at MSG (Toskala)*
Vancouver	4-0, Oct. 18, 2011 at VAN (Lundqvist)	3-0, Jan. 3, 2008 at VAN (Luongo)
Vegas	-	-
Washington	2-0, Oct. 16, 2013 at WSH (Lundqvist)	2-0, Apr. 5, 2017 at WSH (Holtby)
Winnipeg	0-1, Nov. 1, 2014 at MSG (Lundqvist)*	1-0, Nov. 1, 2014 at MSG (Pavelec)

\* Score was tied 0-0 after overtime and game was decided in a shootout. Despite recording an overtime loss, the goaltender also recorded a shutout.

\*\* Includes results against the Quebec Nordiques prior to the 1995-96 season

\*\*\* First and only combined shutout between two Rangers goaltenders in franchise history



## LAST OVERTIME WIN AND LOSS VS. NHL

TEAM	WIN	LOSS
Anaheim	3-2, Dec. 22, 2015 at MSG (Zuccarello, 2:37)	1-2, Oct. 8, 2011 at ANA* (Ryan)
Arizona***	4-3, Mar. 24, 2014 at MSG (McDonagh, 1:56)	4-5, Nov. 2, 1986 at WPG (MacLean, 3:23)
Boston	4-3, Feb. 12, 2013 at BOS* (Callahan)	3-4, Jan. 19, 2008 at BOS* (Kessel)
Buffalo	2-1, Feb. 2, 2017 at BUF (Kreider, 3:56)	1-2, Mar. 7, 2010 at MSG (Kaleta, 2:22)
Calgary	4-3, Dec. 15, 2013 at MSG* (Pouliot)	4-5, Dec. 12, 2015 at CGY (Brodie, 2:09)
Carolina	3-2, Mar. 21, 2015 at CAR* (Zuccarello)	1-2, Jan. 2, 2010 at MSG (Whitney, 3:45)
Chicago	1-0, Dec. 9, 2016 at CHI (Holden, 0:55)	1-2 Dec. 9, 2009 at CHI (Byfuglien, 3:43)
Colorado**	6-5, Nov. 20, 1983 at MSG (Andersson, 0:08)	3-4, Nov. 13, 2014 at MSG* (Tanguay)
Columbus	4-3, Apr. 6, 2015 at MSG (Stepan, 4:10)	3-4, Jan. 6, 2014 at MSG* (Letestu)
Dallas	3-2, Jan. 7, 2011 at DAL* (Zuccarello)	2-3, Feb. 8, 2015 at MSG (Hemsky, 1:02)
Detroit	1-0, Jan. 22, 2017 at DET (Miller, 1:56)	2-3, Mar. 12, 2016 at DET (Helm, 3:03)
Edmonton	5-4, Jan. 12, 2006 at MSG (Jagr, 0:14)	2-3, Nov. 10, 2008 at MSG* (Hemsky)
Florida	5-4, Nov. 21, 2015 at FLA (Nash, 2:01)	3-4, Mar. 17, 2017 at MSG* (Barkov)
Los Angeles	4-3, Feb. 17, 2011 at MSG* (Zuccarello)	3-4, Mar. 17, 2016 at LAK (Kopitar, 1:34)
Minnesota	3-2, Mar. 5, 2002 at MIN (Leetch, 3:44)	None
Montreal	4-3, Mar. 17, 2009 at MTL* (Drury)	2-3, Feb. 21, 2017 at MSG* (Byron)
Nashville	2-1, Dec. 17, 2016 at NSH* (Vesey)	1-2, Feb. 28, 2004 at NSH (Hutchinson, 3:50)
New Jersey	4-3, Feb. 25, 2017 at NJD (Zibanejad, 1:16)	2-3, Mar. 21, 2017 at NJD (Blandisi, 4:05)
NY Islanders	1-0, Apr. 13, 2013 at NYI (Girardi, 3:11)	1-2, Dec. 2, 2015 at NYI* (Okposo)
Ottawa	2-1, Nov. 14, 2015 at OTT* (Boyle)	2-3, Feb. 21, 2013 at OTT* (Daugavins)
Philadelphia	3-2, Feb. 6, 2016 at PHI* (Zuccarello)	2-3, Oct. 24, 2015 at PHI* (Giroux)
Pittsburgh	4-3, Dec. 8, 2014 at MSG (Klein, 3:45)	3-4, Mar. 31, 2017 at MSG* (Kessel)
St. Louis	3-2, Mar. 3, 2007 at MSG* (Hossa)	3-4, Nov. 3, 2014 at MSG* (Tarasenko)
San Jose	3-2, Mar. 12, 2011 at SJS* (Dubinsky)	4-5, Mar. 28, 2017 at SJS (Burns, 3:10)
Tampa Bay	1-0, Mar. 6, 2017 at TBL (Zibanejad, 3:56)	3-4, Mar. 2, 2012 at TBL (Malone, 1:58)
Toronto	2-1, Feb. 23, 2017 at TOR* (Zibanejad)	2-3, Mar. 5, 2014 at MSG (Bozak, 1:51)
Vancouver	3-2, Jan. 19, 2016 at MSG (Miller, 3:54)	4-5, Feb. 19, 2015 at MSG* (Burrows)
Vegas	-	-
Washington	2-1, Jan. 24, 2011 at WSH* (Anisimov)	3-4, Jan. 9, 2016 at MSG (Ovechkin, 1:25)
Winnipeg****	3-2, Jan. 22, 2011 at ATL* (Zuccarello)	0-1, Nov. 1, 2014 at MSG* (Kane)

\* Denotes shootout win/loss

\*\* Includes results against the Quebec Nordiques prior to the 1995-96 season

\*\*\* Includes results against the Winnipeg Jets prior to the 1996-97 season

\*\*\*\* Includes results against the Atlanta Thrashers prior to the 2011-12 season

## ALL-TIME HAT TRICK LEADERS

PLAYER	3GG	4GG	5GG	TOTAL
Bill Cook	10	1	0	11
Rod Gilbert	4	3	0	7
Camille Henry	5	1	0	6
Frank Boucher	6	0	0	6
Mark Messier	5	1	0	6
Jean Ratelle	5	1	0	6
Petr Nedved	6	0	0	6
Phil Esposito	5	1	0	6
Steve Vickers	4	2	0	6
Adam Graves	5	0	0	5
Andy Bathgate	5	0	0	5
Ron Duguay	5	0	0	5
Marian Gaborik	4	1	0	5
Bun Cook	4	0	0	4
Cecil Dillon	3	1	0	4
Darren Turcotte	4	0	0	4
Dave Balon	3	1	0	4
Dean Prentice	3	1	0	4
Don Maloney	4	0	0	4
Don Raleigh	3	1	0	4
Grant Warwick	4	0	0	4
Pierre Larouche	4	0	0	4
Tomas Sandstrom	3	1	0	4
Wally Hergesheimer	3	1	0	4
Alex Shibicky	3	0	0	3
Anders Hedberg	2	1	0	3
Brad Park	3	0	0	3
Derek Stepan	3	0	0	3
Don Murdoch	2	0	1	3
Jaromir Jagr	3	0	0	3
Lynn Patrick	3	0	0	3
Tony Granato	2	1	0	3
Ulf Nilsson	3	0	0	3
Vic Hadfield	3	0	0	3
*Chris Kreider	2	0	0	2
*Michael Grabner	2	0	0	2
*Rick Nash	2	0	0	2
Alexei Kovalev	2	0	0	2
Andy Hebenton	2	0	0	2
Bob Nevin	2	0	0	2
Bryan Hextall	2	0	0	2
Earl Ingarfield	2	0	0	2
Eric Lindros	2	0	0	2
Greg Polis	1	1	0	2
Jan Hlavac	2	0	0	2
Mark Pavelich	1	0	1	2
Martin Straka	2	0	0	2
Mike Gartner	2	0	0	2
Mike Rogers	2	0	0	2
Pat Hickey	2	0	0	2
Pat Verbeek	2	0	0	2
Pete Stelmowski	2	0	0	2
Peter Sundstrom	2	0	0	2
Phil Goyette	2	0	0	2
Phil Watson	2	0	0	2
Radek Dvorak	1	1	0	2
Ryan Callahan	1	1	0	2
Tony McKegney	1	1	0	2

\* Denotes players on current roster

PLAYER	3GG	4GG	5GG	TOTAL
Wayne Dillon	2	0	0	2
*Mats Zuccarello	1	0	0	1
*Matt Puempel	1	0	0	1
Bill Fairbairn	1	0	0	1
Bill Hicke	1	0	0	1
Bob Brooke	1	0	0	1
Brad Richards	1	0	0	1
Brendan Shanahan	1	0	0	1
Brian Mullen	1	0	0	1
Brian Noonan	1	0	0	1
Bruce MacGregor	1	0	0	1
Buddy O'Connor	1	0	0	1
Butch Keeling	1	0	0	1
Cal Gardner	1	0	0	1
Carl Hagelin	1	0	0	1
Carol Vadnais	1	0	0	1
Chris Drury	1	0	0	1
Clint Smith	1	0	0	1
Dave Creighton	1	0	0	1
Dave Maloney	1	0	0	1
Derek Sanderson	1	0	0	1
Don Marshall	1	0	0	1
Dutch Hiller	1	0	0	1
Ed Olczyk	1	0	0	1
Ed Slowinski	1	0	0	1
Edgar Laprade	1	0	0	1
Fern Gauthier	1	0	0	1
Gene Carr	1	0	0	1
Guy Lafleur	1	0	0	1
Hank Goldup	1	0	0	1
Jeff Toms	1	0	0	1
Jimmy Bartlett	1	0	0	1
Kelly Kisio	1	0	0	1
Kevin Stevens	1	0	0	1
Mike Allison	1	0	0	1
Mike Ridley	1	0	0	1
Murray Murdoch	1	0	0	1
Nick Mickoski	0	1	0	1
Ozzie Aubuchon	1	0	0	1
Paul Broten	1	0	0	1
Pavel Bure	1	0	0	1
Ray Ferraro	1	0	0	1
Reg Sinclair	1	0	0	1
Reijo Ruotsalainen	1	0	0	1
Rick Middleton	0	1	0	1
Rob McClanahan	1	0	0	1
Ron Greschner	1	0	0	1
Ron Murphy	1	0	0	1
Sergei Nemchinov	1	0	0	1
Ted Irvine	1	0	0	1
Theoren Fleury	1	0	0	1
Tony Amonte	1	0	0	1
Tony Leswick	1	0	0	1
Ulf Dahlen	1	0	0	1
Walt Poddubny	1	0	0	1
Walt Tkaczuk	1	0	0	1
Wayne Gretzky	1	0	0	1

## ALL-TIME HAT TRICKS

DATE	PLAYER	OPPONENT	SITE	SCORE	GOALTENDER(S)
1/7/17	Michael Grabner	CBJ	Columbus	5-4	Curtis McElhinney
12/31/16	Chris Kreider	COL	Colorado	6-2	Calvin Pickard
12/29/16	Matt Puempel	ARI	Arizona	6-3	Mike Smith
10/30/16	Michael Grabner	TBL	MSG	6-1	Ben Bishop
11/21/15	Rick Nash	FLA	Florida	5-4	Roberto Luongo
10/30/15	Mats Zuccarello	TOR	MSG	3-1	Jonathan Bernier (2), empty net (1)
12/27/14	Derek Stepan	NJD	MSG	3-1	Cory Schneider (2), empty net (1)
12/23/14	Rick Nash	WSH	MSG	4-2	Braden Holtby
03/14/14	Carl Hagelin	WPG	Winnipeg	4-2	Ondrej Pavelec (1), Al Montoya (2)
11/30/13	Chris Kreider	VAN	MSG	5-2	Roberto Luongo (2), Eddie Lack (1)
11/02/13	Derek Stepan	CAR	MSG	5-1	Justin Peters
4/19/13	Brad Richards	BUF	MSG	8-4	Ryan Miller (1), Jhonas Enroth (2)
01/27/13	Marian Gaborik	BOS	MSG	4-3	Tuukka Rask
02/11/12	Ryan Callahan	PHI	Philadelphia	5-2	Sergei Bobrovsky
03/06/11	Ryan Callahan (4)	PHI	MSG	7-0	Brian Boucher (3), Sergei Bobrovsky (1)
01/19/11	Marian Gaborik (4)	TOR	MSG	7-0	Jean-Sebastien Giguere (1), Jonas Gustavsson (3)
12/02/10	Marian Gaborik	NYI	Uniondale	6-5	Rick DiPietro
11/14/10	Marian Gaborik	EDM	MSG	8-2	Nikolai Khabibulin
10/09/10	Derek Stepan	BUF	Buffalo	6-3	Ryan Miller
01/31/10	Marian Gaborik	COL	Colorado	3-1	Craig Anderson
11/06/08	Chris Drury	TBL	MSG	5-2	Mike Smith

## ALL-TIME HAT TRICKS

DATE	PLAYER	OPPONENT	SITE	SCORE	GOALTENDER(S)
01/04/07	Martin Straka	PHI	MSG	3-2	Robert Esche
12/03/06	Brendan Shanahan	NYI	MSG	4-7	Rick DiPietro
03/29/06	Martin Straka	NYI	Uniondale	5-1	Rick DiPietro
03/22/06	Jaromir Jagr	PHI	MSG	3-6	Robert Esche
11/12/05	Jaromir Jagr	PIT	Pittsburgh	6-1	Jocelyn Thibault
10/20/05	Jaromir Jagr	NYI	Uniondale	4-5	Rick DiPietro
01/13/03	Petr Nedved	TOR	MSG	5-1	Trevor Kidd
12/03/02	Pavel Bure	CLB	MSG	5-3	Marc Denis
03/02/02	Eric Lindros	PHI	MSG	6-5	Roman Cechmanek (1), Brian Boucher (2)
01/23/02	Jeff Toms	BOS	MSG	8-4	Byron Dafeo
11/18/01	Eric Lindros	ATL	MSG	6-2	Milan Hnilecka (1), Damian Rhodes (2)
03/29/01	Radek Dvorak (4)	NYI	Uniondale	6-4	Rick DiPietro
02/17/01	Petr Nedved	TBL	Tampa	5-4	Kevin Weekes
01/06/01	Jan Hlavac	NJD	MSG	5-5	Martin Brodeur
11/01/00	Theoren Fleury	TBL	MSG	6-1	Kevin Weekes
02/25/00	Petr Nedved	BUF	Buffalo	6-3	Dominik Hasek
02/11/00	Jan Hlavac	BOS	MSG	5-2	Byron Dafeo
01/31/00	Radek Dvorak	NSH	MSG	5-1	Mike Dunham
01/24/00	Petr Nedved	ATL	Atlanta	6-3	Scott Fankhouser (1), Norm Maracle (2)
01/08/00	Petr Nedved	TOR	Toronto	5-3	Curtis Joseph
02/28/99	Petr Nedved	PHI	MSG	6-5	John Vanbiesbrouck
11/10/98	Kevin Stevens	TBL	Tampa	10-2	Bill Ranford
10/11/97	Wayne Gretzky	VAN	Vancouver	6-3	Kirk McLean
03/14/97	Adam Graves	OTT	Ottawa	4-3	Ron Tugnut
02/08/97	Mark Messier	NYI	Uniondale	5-2	Eric Fichaud
11/26/96	Mark Messier	PHO	Phoenix	3-1	Nikolai Khabibulin
10/16/96	Alexei Kovalev	PIT	MSG	8-1	Tom Barrasso (2), Ken Wregget (1)
03/03/96	Ray Ferraro	MON	MSG	7-4	Jocelyn Thibault
12/02/95	Pat Verbeek	OTT	Ottawa	4-2	Don Beaupre
11/21/95	Pat Verbeek	PIT	MSG	9-4	Tom Barrasso
11/06/95	Mark Messier	CGY	MSG	4-2	Rick Tabaracci
03/01/95	Brian Noonan	HFD	Hartford	5-2	Jeff Reese
01/30/95	Adam Graves	OTT	MSG	6-2	Don Beaupre
02/02/94	Adam Graves	NYI	MSG	4-4	Ron Hextall
01/31/94	Mike Gartner	PIT	MSG	5-3	Ken Wregget
03/24/93	Ed Olczyk	PHI	MSG	4-5	Tommy Soderstrom
01/29/93	Sergei Nemchinov	BUF	Buffalo	4-6	Tom Draper
12/27/92	Alexei Kovalev	BOS	MSG	6-5	Andy Moog
11/25/92	Adam Graves	PIT	Pittsburgh	11-3	Ken Wregget (2), Tom Barrasso (1)
04/16/92	Darren Turcotte	PIT	MSG	7-1	Ken Wregget (2), Wendell Young (1)
03/22/92	Mark Messier (4)	NJD	MSG	6-3	Chad Erickson
03/14/92	Tony Amonte	STL	St. Louis	6-0	Pat Jablonski
03/11/92	Mike Gartner	CHI	MSG	7-1	Dominik Hasek
03/01/92	Paul Broten	HFD	MSG	9-4	Kay Whitmore
02/14/92	Adam Graves	NYI	MSG	9-2	Mark Fitzpatrick
12/13/91	Mark Messier	WAS	Washington	5-3	Don Beaupre (2), empty net (1)
11/19/91	Mark Messier	VAN	Vancouver	4-3	Kirk McLean
03/30/91	Darren Turcotte	DET	Detroit	5-6	Tim Chevaldæ
02/26/90	Darren Turcotte	BOS	MSG	6-1	Rejean Lemelin (2), Andy Moog (1)
03/01/89	Darren Turcotte	TOR	MSG	7-4	Allan Bester
02/27/89	Guy Lafleur	LAK	MSG	6-4	Glenn Healy
01/18/89	Tony Granato	CHI	Chicago	6-4	Ed Belfour
01/14/89	Tony Granato	PIT	Pittsburgh	4-4	Tom Barrasso
10/30/88	Tony Granato (4)	PIT	MSG	9-2	Steve Guenette (1), Frank Pietrangelo (2)
10/19/88	Brian Mullen	WSH	MSG	5-1	Clint Malarchuk
10/23/87	Ulf Dahlen	CHI	MSG	7-3	Darren Pang
03/04/87	Tomas Sandstrom	NYI	MSG	7-5	Billy Smith
02/24/87	Tony McKegney	BUF	Buffalo	6-3	Tom Barrasso
02/01/87	Pierre Larouche	BOS	MSG	5-4	Bill Ranford
01/14/87	Tomas Sandstrom	CGY	Calgary	8-5	Rejean Lemelin (1), Mike Vernon (2)
01/11/87	Tomas Sandstrom (4)	VAN	MSG	8-3	Richard Brodeur
12/31/86	Tomas Sandstrom	NYI	MSG	4-3	Kelly Hrudey
12/26/86	Kelly Kisio	NJD	New Jersey	7-4	Kirk McLean (2), Alain Chevrier (1)
12/17/86	Mike Ridley	WSH	MSG	6-1	Bob Mason
12/05/86	Walt Poddubny	WPG	Winnipeg	6-3	Eldon Reddick
11/21/86	Tony McKegney (4)	VAN	Vancouver	8-5	Richard Brodeur (1), Wendell Young (3)
11/20/85	Bob Brooke	TOR	MSG	7-3	Don Edwards
02/22/85	Peter Sundstrom	PIT	Pittsburgh	8-3	Brian Ford
10/25/84	Anders Hedberg	NJD	New Jersey	11-2	Hannu Kampuri (2), Ron Low (1)
03/22/84	Pierre Larouche	NJD	New Jersey	5-3	Glenn Resch
01/25/84	Pierre Larouche	PIT	Pittsburgh	6-3	Roberto Romano (2), Michel Dion (1)
01/18/84	Pierre Larouche	STL	MSG	6-2	Michel Larocque
01/16/84	Peter Sundstrom	DET	MSG	8-5	Corrado Micalaf
02/23/83	Mark Pavelich (5)	HAR	MSG	11-3	Greg Millen
11/24/82	Rob McClanahan	MIN	MSG	8-5	Don Beaupre
11/21/82	Mark Pavelich	NYI	MSG	7-3	Billy Smith (1), Roland Melanson (2)
11/20/82	Mike Rogers	TOR	Toronto	6-3	Mike Palmateer
03/17/82	Reijo Ruotsalainen	PHI	MSG	5-2	Pelle Lindbergh
02/02/82	Mike Rogers	VAN	Vancouver	4-3	Glen Hanlon
12/27/81	Ron Duguay	PIT	MSG	5-3	Paul Harrison
11/05/81	Ron Duguay	PHI	Philadelphia	6-2	Rick St. Croix
02/21/81	Don Maloney	WAS	MSG	6-4	Mike Palmateer
02/04/81	Don Maloney	NYI	MSG	9-3	Billy Smith
11/16/80	Anders Hedberg	HAR	MSG	7-3	Ken Holland
10/26/80	Anders Hedberg (4)	DET	MSG	7-6	Gilles Gilbert
10/11/80	Mike Allison	TOR	Toronto	8-3	Jiri Crha
03/31/80	Don Maloney	DET	MSG	7-5	Rogie Vachon
03/15/80	Ulf Nilsson	TOR	Toronto	8-4	Mike Palmateer (2), Jiri Crha (1)
03/09/80	Dave Maloney	MIN	MSG	4-2	Gilles Meloche
01/22/80	Ron Duguay	LAK	Los Angeles	5-4	Ron Grahame

## ALL-TIME HAT TRICKS

DATE	PLAYER	OPPONENT	SITE	SCORE	GOALTENDER(S)
01/06/80	Don Maloney	ATL	MSG	5-5	Dan Bouchard
10/18/79	Phil Esposito	VAN	MSG	6-3	Glen Hanlon
03/15/79	Phil Esposito (4)	BOS	Boston	7-4	Jim Pettie
02/18/79	Phil Esposito	WSH	MSG	6-6	Gary Inness
01/21/79	Ulf Nilsson	PHI	MSG	5-5	Bernie Parent
01/14/79	Don Murdoch	ATL	Atlanta	6-4	Dan Bouchard
01/05/79	Ulf Nilsson	VAN	MSG	6-4	Dunc Wilson
11/15/78	Pat Hickey	CHI	MSG	8-1	Tony Esposito
03/24/78	Ron Duguay	WSH	Washington	11-4	Bernie Wolfe (1), Jim Bedard (2)
03/24/78	Phil Esposito	WSH	Washington	11-4	Bernie Wolfe
03/22/78	Ron Greshner	STL	St. Louis	6-1	Phil Myre
03/08/78	Don Murdoch	CLE	MSG	6-1	Gilles Meloche
02/23/78	Pat Hickey	CHI	MSG	6-2	Eddie Johnston
12/18/77	Ron Duguay	DET	MSG	6-2	Ron Low
11/30/77	Phil Esposito	STL	St. Louis	4-0	Ed Staniowski
10/26/77	Steve Vickers (4)	STL	MSG	6-2	Ed Staniowski
01/09/77	Phil Esposito	LAK	MSG	4-5	Rogie Vachon
12/08/76	Wayne Dillon	STL	MSG	4-4	Eddie Johnston
10/12/76	Don Murdoch (5)	MIN	Minnesota	10-4	Gary Smith
03/13/76	Wayne Dillon	VAN	Vancouver	7-3	Gary Smith
02/18/76	Steve Vickers	WSH	Washington	11-4	Ron Low
02/07/76	Rod Gilbert (4)	DET	Detroit	5-4	Doug Grant
01/04/76	Carol Vadnais	TOR	MSG	8-6	Wayne Thomas
03/30/75	Steve Vickers (4)	KC	MSG	8-2	Peter McDuffe
03/02/75	Greg Polis	PIT	MSG	6-8	Michel Plasse
02/15/75	Greg Polis (4)	MIN	Minnesota	9-2	Pete LoPresti
02/02/75	Rod Gilbert (4)	DET	MSG	5-5	Jim Rutherford
01/08/75	Brad Park	KC	Kansas City	6-1	Michel Plasse
12/18/74	Derek Sanderson	MIN	MSG	7-0	Cesare Maniago
11/17/74	Rick Middleton (4)	CAL	MSG	10-0	Gary Simmons
11/06/74	Rod Gilbert	CAL	Oakland	7-3	Gary Simmons
10/23/74	Bill Fairbairn	STL	MSG	5-1	Eddie Johnston
02/06/74	Steve Vickers	NYI	MSG	6-0	Billy Smith
11/24/73	Jean Ratelle	LAK	MSG	5-5	Rogie Vachon
02/04/73	Pete Stenkowski	ATL	MSG	6-0	Phil Myre
02/03/73	Walt Tkaczuk	BOS	Boston	7-3	Eddie Johnston
01/11/73	Pete Stenkowski	BUF	Buffalo	4-2	Dave Dryden (2), empty net (1)
12/31/72	Jean Ratelle	STL	MSG	6-1	Bob Johnson (2), Jacques Caron (1)
12/17/72	Gene Carr	PIT	MSG	9-1	Denis Herron
11/15/72	Steve Vickers	PHI	MSG	5-1	Michel Belhumeur
11/12/72	Steve Vickers	LAK	MSG	7-3	Gary Edwards
02/15/72	Jean Ratelle	VAN	Vancouver	5-1	Dunc Wilson
02/12/72	Brad Park	PIT	Pittsburgh	8-3	Rutherford
01/05/72	Jean Ratelle	STL	MSG	9-1	Ernie Wakely
12/12/71	Brad Park	PIT	MSG	6-1	Jim Rutherford
11/21/71	Jean Ratelle (4)	CAL	MSG	12-1	Gilles Meloche
03/07/71	Ted Irvine	LAK	MSG	4-2	Denis DeJordy
03/03/71	Bruce MacGregor	CAL	MSG	8-1	Gary Smith
01/24/71	Dave Balon (4)	MIN	MSG	6-2	Gilles Gilbert
12/22/70	Dave Balon	BUF	Buffalo	7-2	Roger Crozier
04/05/70	Dave Balon	DET	MSG	9-5	Roger Crozier
02/01/70	Dave Balon	PIT	MSG	6-0	Al Smith
11/02/69	Vic Hadfield	STL	MSG	6-4	Ernie Wakely
10/20/68	Phil Goyette	LAK	MSG	7-0	Wayne Rutledge (1), Gerry Desjardins (2)
03/20/68	Bob Nevin	CHI	Chicago	5-3	Dave Dryden
02/24/68	Rod Gilbert (4)	MON	Montreal	6-1	Rogie Vachon
01/07/68	Jean Ratelle	TOR	MSG	6-2	Bruce Gamble
12/17/67	Rod Gilbert	STL	MSG	5-3	Seth Martin
03/29/67	Don Marshall	DET	MSG	10-5	Roger Crozier (1), George Gardner (2)
03/29/67	Rod Gilbert	DET	MSG	10-5	Roger Crozier (1), George Gardner (2)
10/22/66	Rod Gilbert	TOR	Toronto	4-4	Johnny Bower
12/26/65	Bob Nevin	BOS	MSG	6-4	Bernie Parent
12/18/65	Earl Ingarfield	TOR	Toronto	4-8	Johnny Bower
01/17/65	Camille Henry	DET	Detroit	4-2	Roger Crozier
01/09/65	Bill Hicke	MTL	Montreal	6-5	Charlie Hodge
10/30/63	Phil Goyette	BOS	MSG	4-3	Eddie Johnston
03/20/63	Vic Hadfield	BOS	MSG	5-1	Eddie Johnston
02/28/63	Andy Bathgate	CHI	Chicago	6-1	Glenn Hall
02/26/63	Camille Henry	DET	Detroit	4-3	Terry Sawchuk
12/16/62	Andy Hebenton	DET	MSG	5-2	Terry Sawchuk
12/23/61	Camille Henry	CHI	MSG	7-3	Glenn Hall
11/19/61	Earl Ingarfield	TOR	MSG	5-3	Johnny Bower
10/12/61	Andy Bathgate	BOS	MSG	6-3	Don Head
03/05/61	Camille Henry	DET	MSG	8-3	Terry Sawchuk
01/22/61	Dean Prentice	DET	Detroit	5-3	Hank Bassen
11/23/60	Andy Bathgate	BOS	MSG	6-3	Bruce Gamble
03/19/60	Dean Prentice	DET	Detroit	3-6	Terry Sawchuk
12/06/59	Jimmy Bartlett	TOR	MSG	6-0	Johnny Bower
03/11/59	Andy Bathgate	CHI	MSG	3-5	Glenn Hall
03/08/59	Andy Hebenton	DET	MSG	4-2	Terry Sawchuk
11/19/58	Dean Prentice (4)	TOR	MSG	7-4	Johnny Bower
03/12/58	Dave Croighton	CHI	Chicago	3-2	Glenn Hall
01/08/58	Camille Henry	TOR	MSG	5-5	Ed Chadwick
12/16/56	Andy Bathgate	MON	MSG	4-2	Jacques Plante
11/24/55	Wally Hergesheimer	BOS	Boston	5-0	Terry Sawchuk
10/07/55	Ron Murphy	CHI	Chicago	7-4	Al Rollins
12/30/54	Dean Prentice	BOS	MSG	6-1	John Henderson
03/13/54	Camille Henry (4)	DET	Detroit	5-2	Terry Sawchuk
03/03/54	Don Raleigh	TOR	MSG	3-3	Harry Lumley
11/13/52	Wally Hergesheimer (4)	CHI	MSG	5-2	Al Rollins

## ALL-TIME HAT TRICKS

DATE	PLAYER	OPPONENT	SITE	SCORE	GOALTENDER(S)
10/22/52	Wally Hergesheimer	BOS	MSG	3-3	Sugar Jim Henry
03/12/52	Wally Hergesheimer	CHI	MSG	10-2	Harry Lumley
02/10/52	Ed Slowinski	TOR	MSG	3-4	Al Rollins
03/25/51	Reg Sinclair	CHI	MSG	5-2	Harry Lumley
03/11/51	Don Raleigh	MTL	MSG	5-5	Gerry McNeil
12/24/50	Nick Mickoski (4)	CHI	MSG	6-1	Harry Lumley
03/08/50	Don Raleigh	CHI	Chicago	4-2	Frank Brimsek
11/20/49	Tony Leswick	CHI	Chicago	5-2	Frank Brimsek
02/25/48	Don Raleigh (4)	CHI	MSG	4-7	Emile Francis
12/11/47	Phil Watson	MTL	Montreal	4-2	Bill Durnan
11/02/47	Buddy O'Connor	TOR	MSG	7-4	Turk Broda
02/26/47	Grant Warwick	CHI	MSG	7-9	Emile Francis
02/19/47	Grant Warwick	BOS	MSG	6-0	Frank Brimsek
12/08/46	Cal Gardner	BOS	Boston	6-4	Frank Brimsek
02/27/46	Edgar Laprade	TOR	Toronto	6-4	Turk Broda
12/19/45	Hank Goldup	BOS	Boston	7-8	Frank Brimsek
03/04/44	Fern Gauthier	BOS	Boston	9-10	Bert Gardiner
01/09/44	Dutch Hiller	MON	MSG	5-6	Bill Durnan
12/25/43	Ozzie Aubuchon	TOR	Toronto	5-3	Paul Bibeault
11/08/42	Grant Warwick	MON	Montreal	4-10	Paul Bibeault
02/07/42	Lynn Patrick	TOR	Toronto	4-6	Turk Broda
01/25/42	Grant Warwick	DET	MSG	11-2	Johnny Mowers
01/13/42	Alex Shibicky	NYA	MSG	9-2	Chuck Rayner
12/31/41	Bryan Hextall	NYA	Brooklyn	4-3	Chuck Rayner
12/11/41	Lynn Patrick	NYA	MSG	5-3	Chuck Rayner
01/05/41	Phil Watson	NYA	MSG	6-2	Earl Robertson
12/15/40	Bryan Hextall	NYA	MSG	6-3	Earl Robertson
01/23/40	Lynn Patrick	NYA	MSG	5-3	Earl Robertson
12/22/38	Alex Shibicky	MON	Montreal	5-2	Claude Bourque
12/08/38	Clint Smith	MON	Montreal	6-5	Claude Bourque
02/01/38	Alex Shibicky	CHI	MSG	6-1	Mike Karakas
12/29/36	Butch Keeling	NYA	MSG	5-1	Roy Worters
12/12/36	Cecil Dillon	TOR	Toronto	5-3	Turk Broda
02/04/36	Cecil Dillon	DET	MSG	4-4	Norman Smith
02/12/35	Cecil Dillon	STL	St. Louis	5-1	Bill Beveridge
01/22/35	Frank Boucher	MON	Montreal	7-0	Wilf Cude
01/25/34	Bun Cook	OTT	Ottawa	6-3	Bill Beveridge
03/12/33	Bill Cook (4)	NYA	MSG	8-2	Roy Worters
01/28/33	Cecil Dillon (4)	OTT	Ottawa	9-2	Alex Connell
11/29/31	Bill Cook	CHI	Chicago	5-0	Chuck Gardiner
02/26/31	Bill Cook	TOR	MSG	4-1	Lorne Chabot
12/25/30	Bun Cook	OTT	Ottawa	4-1	Alex Connell
12/23/30	Bill Cook	MON	MSG	5-1	George Hainsworth
12/04/30	Bill Cook	MON	Montreal	4-5	George Hainsworth
01/23/30	Bun Cook	OTT	MSG	6-3	Alex Connell
01/05/30	Frank Boucher	PIT	MSG	8-3	Joe Miller
12/17/29	Bun Cook	NYA	MSG	6-2	Roy Worters
11/17/29	Bill Cook	DET	MSG	5-5	Clarence Dolson
01/10/29	Bill Cook	OTT	Ottawa	9-3	Alex Connell
03/21/28	Frank Boucher	CHI	Chicago	6-1	Chuck Gardiner
03/18/28	Frank Boucher	NYA	MSG	7-3	Jake Forbes
01/29/28	Bill Cook	NYA	MSG	7-0	Joe Miller
12/04/27	Frank Boucher	DET	Detroit	3-1	Harry Holmes
03/26/27	Frank Boucher	BOS	Boston	3-4 (OT)	Hal Winkler
03/22/27	Bill Cook	PIT	MSG	4-1	Roy Worters
02/12/27	Bill Cook	PIT	Pittsburgh	3-2 (OT)	Roy Worters
01/16/27	Murray Murdoch	CHI	MSG	5-4	Hugh Lehman
11/20/26	Bill Cook	TOR	Toronto	5-1	John Ross Roach

## ALL-TIME SHUTOUTS

GOALTENDER	REGULAR SEASON	PLAYOFFS	TOTAL
*Lundqvist	61	10	71
Giacomin	49	1	50
Kerr	40	7	47
Roach	30	5	35
Richter	24	9	33
Rayner	24	1	25
Worsley	24	0	24
Chabot	21	2	23
Vanbiesbrouck	16	2	18
Aitkenhead	11	3	14
Villemure	13	0	13
Talbot	8	0	8
Davidson	7	1	8
Dunham	7	0	7
Healy	6	0	6
Bower	5	0	5
Plante	5	0	5
Raanta	5	0	5
Thomas	5	0	5
Henry	4	1	5

\*Denotes player currently on the Rangers

GOALTENDER	REGULAR SEASON	PLAYOFFS	TOTAL
Valiquette	4	0	4
Baker	3	0	3
Biron	2	0	2
Maniago	2	0	2
Markkanen	2	0	2
Mio	2	0	2
Paille	2	0	2
Winkler	2	0	2
Hanlon	1	1	2
Beveridge	1	0	1
Blackburn	1	0	1
Froese	1	0	1
McAuley	1	0	1
McCartan	1	0	1
Sawchuk	1	0	1
Skapski	1	0	1
Seetaert	1	0	1
Weeks	1	0	1
Miller	0	1	1

## MOST DECISIVE VICTORIES

HOME		
SCORE	OPPONENT	DATE
12-1	vs. California	Nov. 21, 1971
10-0	vs. California	Nov. 17, 1974
9-0	vs. Montreal	Feb. 4, 1940
9-0	vs. Chicago	Jan. 5, 1947
9-0	vs. Montreal	Jan. 30, 1949
9-0	vs. Boston	Feb. 23, 1969
9-0	vs. New Jersey	Mar. 31, 1986
11-2	vs. Detroit	Jan. 25, 1942
8-0	vs. Los Angeles	Jan. 9, 1972
9-1	vs. St. Louis	Jan. 5, 1972
9-1	vs. Pittsburgh	Dec. 17, 1972
10-2	vs. Chicago	Mar. 12, 1952
10-2	vs. Edmonton	Oct. 24, 1979
10-2	vs. Detroit	Dec. 23, 1985
11-3	vs. Hartford	Feb. 23, 1983

ROAD		
SCORE	OPPONENT	DATE
11-2	at New Jersey	Oct. 25, 1984
11-3	at Pittsburgh	Nov. 25, 1992
10-2	at Tampa Bay	Nov. 10, 1998
7-0	at NY Americans	Jan. 29, 1928
7-0	at Montreal	Jan. 22, 1935
7-0	at NY Americans	Feb. 2, 1939
7-0	at Toronto	Mar. 22, 1958
8-1	at Oakland	Nov. 7, 1969
8-1	at California	Nov. 5, 1971
8-1	at Minnesota	Dec. 30, 1974
9-2	at Ottawa	Jan. 28, 1933
9-2	at Minnesota	Feb. 15, 1975
11-4	at Minnesota	Dec. 4, 1976
11-4	at Washington	Mar. 24, 1978

## MOST DECISIVE DEFEATS

HOME		
SCORE	OPPONENT	DATE
3-13	Boston	Jan. 2, 1944
0-9	Detroit	Dec. 6, 1950
1-10	Toronto	Mar. 21, 1965
0-8	Toronto	Mar. 9, 1944
0-8	Chicago	Apr. 2, 1967
0-7	Toronto	Jan. 28, 1945
1-8	Atlanta	Dec. 31, 1975
1-8	Montreal	Feb. 27, 1977
1-8	Minnesota	Jan. 15, 1979
5-12	Winnipeg	Feb. 25, 1985

ROAD		
SCORE	OPPONENT	DATE
0-15	at Detroit	Jan. 23, 1944
1-14	at Toronto	Mar. 16, 1957
3-14	at Boston	Jan. 21, 1945
2-12	at Detroit	Feb. 3, 1944
1-10	at Chicago	Jan. 28, 1943
2-11	at Montreal	Mar. 18, 1944
1-10	at Boston	Feb. 12, 1947
0-9	at Boston	Jan. 24, 1953
2-11	at Montreal	Jan. 21, 1960

## ALL-TIME 10-GOAL GAMES

DATE	SCORE	OPPONENT
Mar. 16, 1939	11-5	at NY Americans
Jan. 25, 1942	11-2	vs. Detroit
Mar. 12, 1952	10-2	vs. Chicago
Mar. 29, 1967	10-5	vs. Detroit
Nov. 21, 1971	12-1	vs. California
Nov. 17, 1974	10-0	vs. California
Feb. 18, 1976	11-4	vs. Washington
Oct. 12, 1976	10-4	at Minnesota
Dec. 4, 1976	11-4	at Minnesota
Mar. 24, 1978	11-4	at Washington
Oct. 24, 1979	10-2	vs. Edmonton
Feb. 23, 1983	11-3	vs. Hartford
Oct. 25, 1984	11-2	at New Jersey
Dec. 23, 1985	10-2	vs. Detroit
Nov. 25, 1992	11-3	at Pittsburgh
Dec. 13, 1992	10-5	vs. Montreal
Nov. 10, 1998	10-2	at Tampa Bay

## ALL-TIME 10-GOAL GAMES VS. RANGERS

DATE	SCORE	OPPONENT
Nov. 5, 1942	5-12	at Detroit
Nov. 8, 1942	4-10	at Montreal
Jan. 28, 1943	1-10	at Chicago
Mar. 16, 1943	5-11	at Boston
Nov. 14, 1943	5-10	at Chicago
Dec. 4, 1943	4-11	at Toronto
Jan. 2, 1944	3-13	vs. Boston
Jan. 23, 1944	0-15	at Detroit
Feb. 3, 1944	2-12	at Detroit
Mar. 4, 1944	9-10	at Boston
Mar. 18, 1944	2-11	at Montreal
Nov. 2, 1944	3-10	at Detroit
Dec. 21, 1944	3-11	at Detroit
Jan. 21, 1945	3-14	at Boston
Mar. 11, 1945	5-11	vs. Montreal
Feb. 12, 1947	1-10	at Boston
Feb. 19, 1955	2-10	at Montreal
Mar. 16, 1957	1-14	at Toronto
Jan. 21, 1960	2-11	at Montreal
Mar. 21, 1965	1-10	vs. Toronto
Nov. 15, 1973	2-10	at Boston
Dec. 19, 1974	3-11	at Boston
Apr. 3, 1976	2-10	at NY Islanders
Mar. 10, 1977	3-10	at Boston
Nov. 13, 1979	5-10	at NY Islanders
Nov. 17, 1984	4-10	at NY Islanders
Feb. 25, 1985	5-12	vs. Winnipeg
Mar. 7, 1985	5-11	at Calgary
Dec. 4, 1988	6-10	at Edmonton
Feb. 17, 1989	6-10	vs. Toronto
Dec. 31, 1992	6-11	at Buffalo
Mar. 6, 1993	2-10	at Quebec
Apr. 9, 1993	4-10	vs. Pittsburgh
Feb. 6, 2009	2-10	at Dallas



## ALL-TIME 0-0 GAMES

DATE	OPPONENT/SITE	GOALTENDERS
Mar. 5, 1927	vs. Montreal at Montreal (Maroons)	Lorne Chabot and Clint Benedict
Feb. 7, 1928	vs. Ottawa at MSG	Lorne Chabot and Alex Connell
Feb. 9, 1928	vs. Ottawa at Ottawa	Lorne Chabot and Alex Connell
Feb. 26, 1928	vs. Detroit at Detroit	Lorne Chabot and Hap Holmes
Dec. 6, 1928	vs. Pittsburgh at Pittsburgh (Pirates)	John Ross Roach and Joe Miller
Jan. 6, 1929	vs. NY Americans at Americans	John Ross Roach and Roy Worters
Jan. 19, 1929	vs. Montreal at Montreal	John Ross Roach and George Hainsworth
Feb. 28, 1929	vs. Chicago at Chicago	John Ross Roach and Charlie Gardiner
Nov. 18, 1930	vs. NY Americans at MSG	John Ross Roach and Roy Worters
Mar. 15, 1931	vs. NY Americans at MSG	John Ross Roach and Roy Worters
Dec. 7, 1933	vs. Montreal at MSG	Andy Aitkenhead and Lorne Chabot
Dec. 21, 1933	vs. Ottawa at MSG	Andy Aitkenhead and Bill Beveridge
Dec. 30, 1934	vs. Boston at MSG	Dave Kerr and Tiny Thompson
Feb. 24, 1935	vs. Boston at MSG	Dave Kerr and Tiny Thompson
Jan. 5, 1936	vs. NY Americans at Americans	Dave Kerr and Roy Worters
Mar. 3, 1936	vs. Toronto at MSG	Dave Kerr and George Hainsworth
Mar. 10, 1936	vs. Montreal at Montreal (Maroons)	Dave Kerr and Lorne Chabot
Dec. 8, 1936	vs. Chicago at MSG	Dave Kerr and Mike Karakas
Dec. 17, 1939	vs. Detroit at Detroit	Dave Kerr and Tiny Thompson
Mar. 14, 1940	vs. Boston at MSG	Dave Kerr and Frank Brimsek
Jan. 7, 1945	vs. Chicago at MSG	Ken McAuley and Mike Karakas
Dec. 31, 1945	vs. Montreal at MSG	Chuck Rayner and Bill Durnan
Dec. 24, 1949	vs. Montreal at Montreal	Chuck Rayner and Bill Durnan
Oct. 22, 1950	vs. Boston at Boston	Chuck Rayner and Jack Gelineau
Mar. 5, 1954	vs. Chicago at Chicago	Johnny Bower and Al Rollins
Jan. 12, 1955	vs. Toronto at MSG	Lorne Worsley and Harry Lumley
Dec. 8, 1956	vs. Toronto at Toronto	Lorne Worsley and Ed Chadwick
Mar. 8, 1964	vs. Montreal at MSG	Jacques Plante and Charlie Hodge
Mar. 8, 1970	vs. Pittsburgh at MSG	Ed Giacomin and Al Smith
Mar. 30, 1981	vs. Philadelphia at MSG	Steve Baker and Rick St. Croix
Dec. 9, 1989	vs. NY Islanders at NY Islanders	John Vanbiesbrouck and Mark Fitzpatrick
Feb. 28, 1995	vs. Florida at MSG	Mike Richter and John Vanbiesbrouck
Oct. 27, 1998	vs. Buffalo at MSG	Mike Richter and Dominik Hasek
Oct. 16, 2003	vs. Atlanta at MSG	Mike Dunham and Pasi Nurminen
Oct. 20, 2007	vs. Boston at Boston (0-1, SO)	Henrik Lundqvist and Manny Fernandez
Mar. 9, 2008	vs. Boston at MSG (1-0, SO)	Henrik Lundqvist and Alex Auld
Oct. 17, 2008	vs. Toronto at MSG (1-0, SO)	Steve Valiquette and Vesa Toskala
Jan. 12, 2010	vs. New Jersey at MSG (0-1, SO)	Henrik Lundqvist and Martin Brodeur
Feb. 1, 2012	vs. Buffalo at Buffalo (1-0, SO)	Henrik Lundqvist and Ryan Miller
Nov. 1, 2014	vs. Winnipeg at MSG (0-1, SO)	Henrik Lundqvist and Ondrej Pavelec

## ALL-TIME PENALTY SHOTS

PLAYER	DATE	SCORE	GOALTENDER	RESULT
Bun Cook	11/18/34	St. Louis 0 at NYR 5	Bill Beveridge	Save
Bun Cook	12/8/34	NYR 5 at Toronto 2	George Hainsworth	Save
Bert Connolly	1/24/35	Chicago 3 at NYR 3	Lorne Chabot	Save
Bert Connolly	1/31/35	NYR 3 at Toronto 2	George Hainsworth	Save
Bert Connolly	1/16/36	Toronto 0 at NYR 1	George Hainsworth	Goal
Neil Colville	12/16/37	Americans 0 at NYR 2	Earl Robertson	Save
Alex Shibicky	2/1/38	Chicago 1 at NYR 6	Mike Karakas	Goal
Alex Shibicky	12/8/38	NYR 6 at Canadiens 5	Claude Bourque	Save
Mac Colville	12/27/41	NYR 4 at Montreal 3	Paul Bibeault	Goal
Ab DeMarco, Sr.	2/19/44	NYR 2 at Canadiens 5	Bill Durnan	Save
Chuck Scherza	11/30/44	NYR 7 at Montreal 5	Bill Durnan	Goal
Fred Thurier	1/18/45	NYR 3 at Detroit 7	Harry Lumley	Goal
Alex Shibicky	11/25/45	NYR 4 at Detroit 1	Harry Lumley	Goal
Danny Lewicki	10/24/56	Montreal 2 at NYR 3	Gerry McNeil	Goal
Andy Bathgate	3/14/62	Detroit 2 at NYR 3	Hank Bassen	Goal
Andy Hebenton	3/21/63	NYR 2 at Boston 2	Eddie Johnston	Save
Don Marshall	11/3/63	Montreal 5 at NYR 3	Charlie Hodge	Save
Rod Gilbert	11/27/63	Detroit 2 at NYR 3	Terry Sawchuk	Goal
Bob Nevin	11/5/66	NYR 1 at Toronto 3	Terry Sawchuk	Goal
Greg Polis	2/1/76	Minnesota 2 at NYR 3	Cesare Maniago	Save
Don Murdoch	11/3/76	NYR 6 at Vancouver 1	Curt Ridley	Goal
Bill Goldsworthy	11/14/76	Pittsburgh 5 at NYR 1	Dunc Wilson	Save
Don Murdoch	1/9/77	Los Angeles 5 at NYR 4	Rogie Vachon	Save
Don Murdoch	1/28/78	NYR 2 at Islanders 6	Glenn Resch	Save
Claude Larose	1/7/80	Hartford 2 at NYR 5	Al Smith	Save
Ron Greschner	10/28/80	NYR 4 at St. Louis 5	Mike Liut	Goal
Mike Rogers	12/5/81	NYR 2 at Colorado 1	Glenn Resch	Save
Pierre Larouche	2/16/86	Detroit 1 at NYR 3	Corrado Micallef	Save
Mike Ridley	2/16/86	Detroit 1 at NYR 3	Corrado Micallef	Save
Peter Sundstrom	3/2/86	Washington 4 at NYR 2	Al Jensen	Goal
Jan Erixon	10/24/87	NYR 5 at Philadelphia 3	Mark Laforest	Goal
Guy Lafleur	11/29/88	NYR 4 at Winnipeg 3	Eldon Reddick	Save
Lindy Ruff	11/26/89	Quebec 1 at NYR 3	Mario Brunetta	Goal
Kelly Kisio	2/26/90	Boston 1 at NYR 6	Rejean Lemelin	Save
Darren Turcotte	12/29/91	Pittsburgh 6 at NYR 3	Wendell Young	Save
Paul Broten	1/16/92	Calgary 4 at NYR 6	Mike Vernon	Goal
Alexei Kovalev	10/5/93	Boston 4 at NYR 3	Jon Casey	Save
Steve Larmer	1/16/94	NYR 5 at Chicago 1	Ed Belfour	Goal

## ALL-TIME PENALTY SHOTS

PLAYER	DATE	SCORE	GOALTENDER	RESULT
Tony Amonte	1/27/94	NYR 5 at Los Angeles 4	Kelly Hrudey	Save
Mike Keane	10/24/97	Tampa Bay 3 at NYR 4	Corey Schwab	Goal
Kevin Stevens	3/22/98	NYR 4 at Philadelphia 5	Sean Burke	Save
John MacLean	1/10/99	Tampa Bay 2 at NYR 5	Bill Ranford	Goal
Radek Dvorak	3/13/00	Dallas 4 at NYR 3	Manny Fernandez	Save
Manny Malhotra	1/14/02	Columbus 2 at NYR 2	Marc Denis	Save
Pavel Bure	10/19/02	Nashville 2 at NYR 2	Tomas Vokoun	Goal
Pavel Bure	3/13/03	NYR 2 at Ottawa 3	Patrick Lalime	Goal
Jan Hlavac	11/6/03	NYR 3 at Carolina 6	Kevin Weekes	Goal
Matthew Barnaby	2/16/04	Ottawa 4 at NYR 1	Patrick Lalime	Save
Michael Nylander	10/5/05	NYR 5 at Philadelphia 3	Robert Esche	Save
Martin Straka	2/2/06	NYR 5 at Islanders 2	Rick DiPietro	Goal
Jason Ward	3/8/06	NYR 2 at Atlanta 3	Kari Lehtonen	Save
Martin Straka	3/14/06	NYR 3 at Carolina 5	Martin Gerber	Save
Karel Rachunek	12/30/06	Washington 1 at NYR 4	Olaf Kolzig	Save
Jed Ortmeyer	1/13/07	Boston 1 at NYR 3	Tim Thomas	Goal
Brendan Shanahan	1/29/07	NYR 6 at Boston 1	Hannu Toivonen	Goal
Chris Drury	11/8/08	NYR 1 at Washington 3	Brent Johnson	Save
Michal Rozsival	12/17/08	NYR 3 at Los Angeles 2	Jason LaBarbera	Goal
Lauri Korpikoski	3/21/09	Buffalo 3 at NYR 5	Patrick Lalime	Save
Ryan Callahan	12/6/09	Detroit 3 at NYR 1	Jimmy Howard	Save
Sean Avery	2/14/10	Tampa Bay 2 at NYR 5	Mike Smith	Goal
Marian Gaborik	10/11/10	NYR 4 at Islanders 6	Rick DiPietro	Save
Ryan Callahan	10/30/10	NYR 2 at Toronto 0	Jean-Sebastien Giguere	Goal
Marian Gaborik	2/11/11	NYR 2 at Atlanta 3	Ondrej Pavelec	Save
Marian Gaborik	1/10/12	Phoenix 1 at NYR 2	Mike Smith	Save
Marian Gaborik	3/14/13	NYR 1 at Winnipeg 3	Ondrej Pavelec	Save
Chris Kreider	11/19/13	Boston 2 at NYR 1	Tuukka Rask	Save
Rick Nash	11/21/13	NYR 3 at Dallas 2	Kari Lehtonen	Save
Derek Stepan	1/26/14	NYR 7 at New Jersey 3	Cory Schneider	Goal
Martin St. Louis	12/13/14	NYR 5 at Vancouver 1	Ryan Miller	Save
Carl Hagelin	2/2/15	Florida 3 at NYR 6	Roberto Luongo	Save
Rick Nash	10/10/15	Columbus 2 at NYR 5	Sergei Bobrovsky	Save
Chris Kreider	11/19/15	NYR 1 at Tampa Bay 2	Ben Bishop	Save
Chris Kreider	11/21/15	NYR 5 at Florida 4	Roberto Luongo	Save
Dan Boyle	12/9/15	NYR 1 at Vancouver 2	Ryan Miller	Goal
Keith Yandle	12/17/15	NYR 2 at Minnesota 5	Devan Dubnyk	Save
Jesper Fast	2/21/16	Detroit 0 at NYR 1	Jimmy Howard	Save

## ALL-TIME PENALTY SHOTS VS. RANGERS

PLAYER, TEAM	DATE	SCORE	GOALTENDER	RESULT
Ebbie Goodfellow, Detroit	11/15/34	NYR 2 at Detroit 8	Percy Jackson	Save
Armand Mondou, Montreal	12/4/34	NYR 3 at Canadiens 5	Andy Aitkenhead	Goal
Charlie Conacher, Toronto	12/11/34	Toronto 8 at NYR 4	Andy Aitkenhead	Save
Hap Emms, NY Americans	12/16/37	Americans 0 at NYR 2	Davey Kerr	Save
Paul Thompson, Chicago	2/1/38	Chicago 1 at NYR 6	Davey Kerr	Save
Sid Abel, Detroit	2/26/42	Detroit 4 at NYR 7	Jim Henry	Goal
Bob Goldham, Toronto	3/7/42	NYR 2 at Toronto 4	Jim Henry	Goal
Bud Poile, Toronto	11/19/42	Toronto 7 at NYR 3	Steve Buzinski	Goal
Ray Getliffe, Montreal	2/20/43	NYR 1 at Canadiens 6	Bill Beveridge	Save
Ted Sloan, Toronto	2/17/51	NYR 0 at Toronto 2	Chuck Rayner	Save
Bernie Geoffrion, Montreal	10/16/52	NYR 1 at Montreal 3	Gump Worsley	Goal
Gordie Howe, Detroit	3/5/53	NYR 1 at Detroit 7	Gump Worsley	Goal
Dallas Smith, Boston	12/21/66	Boston 1 at NYR 5	Ed Giacomin	Save
John Bucyk, Boston	2/4/67	NYR 4 at Boston 3	Ed Giacomin	Goal
Ed Joyal, Los Angeles	10/31/67	NYR 6 at Los Angeles 1	Ed Giacomin	Save
Norm Ferguson, Oakland	11/24/68	Oakland 2 at NYR 3	Ed Giacomin	Goal
Charlie Burns, Pittsburgh	2/5/69	NYR 2 at Pittsburgh 3	Ed Giacomin	Save
Keith McCreary, Pittsburgh	3/18/70	NYR 2 at Pittsburgh 0	Ed Giacomin	Save
Butch Goring, Los Angeles	2/13/72	Los Angeles 2 at NYR 4	Gilles Villemure	Goal
Stan Mikita, Chicago	3/15/72	NYR 1 at Chicago 3	Ed Giacomin	Save
Ron Schock, Pittsburgh	3/10/73	NYR 5 at Pittsburgh 4	Ed Giacomin	Save
Jacques Lemaire, Montreal	3/31/73	NYR 1 at Montreal 5	Ed Giacomin	Goal
Paul Henderson, Toronto	10/20/73	NYR 2 at Toronto 3	Gilles Villemure	Save
Yvan Cournoyer, Montreal	12/29/73	NYR 1 at Montreal 7	Ed Giacomin	Save
Rolf Edberg, Washington	2/2/80	NYR 6 at Washington 3	Doug Soetaert	Goal
Mike Gartner, Washington	12/10/80	Washington 2 at NYR 6	Wayne Thomas	Goal
Bobby MacMillan, Calgary	1/13/81	NYR 4 at Calgary 4	Doug Soetaert	Save
Mike Rogers, Hartford	2/22/81	NYR 5 at Hartford 6	Doug Soetaert	Save
Petr Klima, Detroit	2/17/87	Detroit 2 at NYR 6	John Vanbiesbrouck	Save
Pat Verbeek, New Jersey	3/27/88	NYR 2 at New Jersey 7	John Vanbiesbrouck	Goal
Ray Bourque, Boston	11/11/88	Boston 4 at NYR 4	John Vanbiesbrouck	Save
Kevin Dineen, Hartford	10/19/89	Hartford 3 at NYR 7	Mike Richter	Save
Pelle Eklund, Philadelphia	1/14/90	Philadelphia 3 at NYR 4	Mike Richter	Save
Keith Acton, Philadelphia	3/25/90	Philadelphia 3 at NYR 7	John Vanbiesbrouck	Goal
Troy Murray, Winnipeg	11/27/91	NYR 2 at Winnipeg 3	Mike Richter	Save
Pavel Bure, Vancouver	2/17/92	Vancouver 3 at NYR 3	John Vanbiesbrouck	Save
Steve Konowalchuk, Washington	3/5/95	NYR 2 at Washington 4	Mike Richter	Save

## ALL-TIME PENALTY SHOTS VS. RANGERS

PLAYER, TEAM	DATE	SCORE	GOALTENDER	RESULT
Ken Klee, Washington	3/12/97	Washington 2 at NYR 3	Mike Richter	Save
Doug Weight, Edmonton	10/8/97	NYR 3 at Edmonton 3	Mike Richter	Goal
Marc Bureau, Montreal	3/12/98	NYR 1 at Montreal 4	Mike Richter	Save
Claude Lapointe, NY Islanders	10/22/98	Islanders 2 at NYR 3	Mike Richter	Save
Richard Zednik, Washington	11/11/99	NYR 5 at Washington 4	Mike Richter	Save
Randy Robitaille, Nashville	1/31/00	Nashville 1 at NYR 5	Mike Richter	Save
David Legwand, Nashville	12/23/00	Nashville 3 at NYR 2	Kirk McLean	Goal
Colin White, New Jersey	12/19/01	New Jersey 2 at NYR 2	Mike Richter	Save
Patrick Marleau, San Jose	11/11/02	NYR 5 at San Jose 4	Dan Blackburn	Goal
Michal Handzus, Philadelphia	12/5/02	NYR 2 at Philadelphia 3	Dan Blackburn	Goal
Rem Murray, Nashville	1/23/03	NYR 4 at Nashville 2	Mike Dunham	Save
Miroslav Satan, Buffalo	2/15/03	NYR 4 at Buffalo 5	Mike Dunham	Goal
Eric Meloche, Pittsburgh	1/3/04	NYR 4 at Pittsburgh 1	Jussi Markkanen	Save
Zigmund Palffy, Pittsburgh	11/7/05	Pittsburgh 3 at NYR 2	Kevin Weekes	Save
Joe Sakic, Colorado	12/18/05	Colorado 2 at NYR 1	Kevin Weekes	Goal
Jordan Staal, Pittsburgh	11/25/06	NYR 2 at Pittsburgh 1	Henrik Lundqvist	Save
Nils Ekman, Pittsburgh	12/7/06	Pittsburgh 2 at NYR 3	Henrik Lundqvist	Goal
Marian Hossa, Atlanta	1/20/07	Atlanta 3 at NYR 1	Henrik Lundqvist	Save
Dmitry Afanasev, Philadelphia	2/17/07	Philadelphia 5 at NYR 3	Steve Valiquette	Save
Jordan Staal, Pittsburgh	10/23/07	NYR 0 at Pittsburgh 1	Henrik Lundqvist	Save
Vincent Lecavalier, Tampa Bay	10/29/07	Tampa Bay 1 at NYR 3	Henrik Lundqvist	Goal
Sergei Kostitsyn, Montreal	2/3/08	NYR 5 at Montreal 3	Henrik Lundqvist	Goal
Sidney Crosby, Pittsburgh	1/18/09	NYR 0 at Pittsburgh 3	Henrik Lundqvist	Save
Marco Sturm, Boston	1/9/10	NYR 3 at Boston 1	Henrik Lundqvist	Save
Daniel Paille, Boston	3/21/10	NYR 1 at Boston 2	Henrik Lundqvist	Save
Daniel Briere, Philadelphia	1/2/12	NYR 3 at Philadelphia 2	Henrik Lundqvist	Save
Jonathan Toews, Chicago	2/16/12	Chicago 4 at NYR 2	Martin Biron	Goal
Mikhail Grabovski, Washington	12/8/13	Washington 4 at NYR 1	Henrik Lundqvist	Goal
Cal Clutterbuck, NY Islanders	12/20/13	Islanders 5 at NYR 3	Henrik Lundqvist	Goal
Tyler Bozak, Toronto	3/5/14	Toronto 3 at NYR 2	Henrik Lundqvist	Goal
Jeff Skinner, Carolina	3/7/14	NYR 4 at Carolina 2	Henrik Lundqvist	Goal
Brian Gionta, Montreal	4/12/14	NYR 0 at Montreal 1	Cam Talbot	Goal
Gustav Nyquist, Detroit	11/5/14	Detroit 3 at NYR 4	Henrik Lundqvist	Save
Tobias Rieder, Arizona	2/14/15	NYR 5 at Arizona 1	Cam Talbot	Save
Reilly Smith, Florida	11/21/15	NYR 5 at Florida 4	Henrik Lundqvist	Save
Brandon Saad, Columbus	2/26/17	Columbus 5 at NYR 2	Henrik Lundqvist	Save

## SCORING LEADERS YEAR-BY-YEAR

YEAR	GOALS	PLAYER	ASSISTS	PLAYER	POINTS	PLAYER
1926-27	33	Bill Cook	15	Frank Boucher	37	Bill Cook
1927-28	23	Frank Boucher	14	Bun Cook	35	Frank Boucher
1928-29	15	Bill Cook	16	Frank Boucher	26	Frank Boucher
1929-30	29	Bill Cook	36	Frank Boucher	62	Frank Boucher
1930-31	30	Bill Cook	27	Frank Boucher	42	Bill Cook
1931-32	33	Bill Cook	24	Frank Boucher	47	Bill Cook
1932-33	28	Bill Cook	28	Frank Boucher	50	Bill Cook
1933-34	18	Bun Cook	30	Frank Boucher	44	Frank Boucher
1934-35	25	Cecil Dillon	32	Frank Boucher	45	Frank Boucher
1935-36	18	Cecil Dillon	18	Frank Boucher	32	Cecil Dillon
1936-37	22	Butch Keeling	18	Neil Colville	31	Cecil Dillon
1937-38	21	Cecil Dillon	25	Phil Watson	39	Cecil Dillon
1938-39	24	Alex Shibicky	23	Ott Heller	41	Clint Smith
1939-40	24	Bryan Hextall	28	Phil Watson	40	Bryan Hextall
1940-41	26	Bryan Hextall	28	Neil Colville	47	Bryan Hextall
1941-42	32	Lynn Patrick	37	Phil Watson	56	Bryan Hextall
1942-43	27	Bryan Hextall	39	Lynn Patrick	61	Lynn Patrick
1943-44	21	Bryan Hextall	33	Bryan Hextall	54	Bryan Hextall
1944-45	24	Ab DeMarco, Sr.	30	Ab DeMarco, Sr.	54	Ab DeMarco, Sr.
1945-46	20	Ab DeMarco, Sr.	27	Ab DeMarco, Sr.	47	Ab DeMarco, Sr.
1946-47	27	Tony Leswick	25	Edgar Laprade	41	Tony Leswick
1947-48	24	Buddy O'Connor	36	Buddy O'Connor	60	Buddy O'Connor
	24	Tony Leswick				
1948-49	18	Edgar Laprade	24	Buddy O'Connor	35	Buddy O'Connor
1949-50	22	Edgar Laprade	25	Tony Leswick	44	Edgar Laprade
			25	Don Raleigh	44	Tony Leswick
1950-51	20	Nick Mickoski	24	Don Raleigh	39	Don Raleigh
					39	Reg Sinclair
1951-52	26	Wally Hergesheimer	42	Don Raleigh	61	Don Raleigh
1952-53	30	Wally Hergesheimer	38	Paul Ronty	59	Wally Hergesheimer
1953-54	27	Wally Hergesheimer	33	Paul Ronty	46	Paul Ronty
1954-55	29	Danny Lewicki	32	Don Raleigh	53	Danny Lewicki
1955-56	24	Dean Prentice	47	Andy Bathgate	66	Andy Bathgate
	24	Andy Heberton				
1956-57	27	Andy Bathgate	50	Andy Bathgate	77	Andy Bathgate
1957-58	32	Camille Henry	48	Andy Bathgate	78	Andy Bathgate
1958-59	40	Andy Bathgate	48	Andy Bathgate	88	Andy Bathgate
1959-60	32	Dean Prentice	48	Andy Bathgate	74	Andy Bathgate
1960-61	29	Andy Bathgate	48	Andy Bathgate	77	Andy Bathgate
1961-62	28	Andy Bathgate	56	Andy Bathgate	84	Andy Bathgate
1962-63	37	Camille Henry	46	Andy Bathgate	81	Andy Bathgate
1963-64	29	Camille Henry	43	Andy Bathgate	65	Phil Goyette
1964-65	25	Rod Gilbert	36	Rod Gilbert	61	Rod Gilbert
1965-66	29	Bob Nevin	33	Bob Nevin	62	Bob Nevin
1966-67	28	Rod Gilbert	49	Phil Goyette	61	Phil Goyette
1967-68	32	Jean Ratelle	48	Rod Gilbert	78	Jean Ratelle
1968-69	32	Jean Ratelle	49	Rod Gilbert	78	Jean Ratelle
1969-70	33	Dave Balon	50	Walt Tkaczuk	77	Walt Tkaczuk
1970-71	36	Dave Balon	49	Walt Tkaczuk	75	Walt Tkaczuk
1971-72	50	Vic Hadfield	63	Jean Ratelle	109	Jean Ratelle
1972-73	41	Jean Ratelle	59	Rod Gilbert	94	Jean Ratelle
1973-74	36	Rod Gilbert	57	Brad Park	82	Brad Park

## SCORING LEADERS YEAR-BY-YEAR

YEAR	GOALS	PLAYER	ASSISTS	PLAYER	POINTS	PLAYER
1974-75	41	Steve Vickers	61	Rod Gilbert	97	Rod Gilbert
1975-76	36	Rod Gilbert	53	Steve Vickers	86	Rod Gilbert
1976-77	34	Phil Esposito	48	Rod Gilbert	80	Phil Esposito
1977-78	40	Pat Hickey	48	Ron Greschner	81	Phil Esposito
1978-79	42	Phil Esposito	45	Anders Hedberg	78	Phil Esposito
					78	Anders Hedberg
1979-80	34	Phil Esposito	48	Don Maloney	78	Phil Esposito
1980-81	30	Anders Hedberg	41	Ron Greschner	70	Anders Hedberg
	30	Eddie Johnstone				
1981-82	40	Ron Duguay	65	Mike Rogers	103	Mike Rogers
1982-83	37	Mark Pavelich	53	Reijo Ruotsalainen	76	Mike Rogers
1983-84	48	Pierre Larouche	53	Mark Pavelich	82	Mark Pavelich
1984-85	29	Tomas Sandstrom	45	Reijo Ruotsalainen	73	Reijo Ruotsalainen
1985-86	25	Tomas Sandstrom	43	Mike Ridley	65	Mike Ridley
1986-87	40	Walt Poddubny	47	Walt Poddubny	87	Walt Poddubny
	40	Tomas Sandstrom				
1987-88	38	Walt Poddubny	55	Kelly Kisio	88	Walt Poddubny
1988-89	36	Tony Granato	56	Tomas Sandstrom	88	Tomas Sandstrom
1989-90	43	John Ogrodnick	45	Brian Leetch	74	John Ogrodnick
1990-91	49	Mike Gartner	72	Brian Leetch	88	Brian Leetch
1991-92	40	Mike Gartner	80	Brian Leetch	107	Mark Messier
1992-93	45	Mike Gartner	66	Mark Messier	91	Mark Messier
1993-94	52	Adam Graves	77	Sergei Zubov	89	Sergei Zubov
1994-95	17	Adam Graves	39	Mark Messier	53	Mark Messier
1995-96	47	Mark Messier	70	Brian Leetch	99	Mark Messier
1996-97	36	Mark Messier	72	Wayne Gretzky	97	Wayne Gretzky
1997-98	23	Adam Graves	67	Wayne Gretzky	90	Wayne Gretzky
	23	Wayne Gretzky				
	23	Alex Kovalev				
	23	Pat LaFontaine				
1998-99	38	Adam Graves	53	Wayne Gretzky	62	Wayne Gretzky
1999-00	26	Mike York	49	Theoren Fleury	68	Petr Nedved
2000-01	32	Petr Nedved	58	Brian Leetch	79	Brian Leetch
2001-02	37	Eric Lindros	45	Brian Leetch	73	Eric Lindros
2002-03	27	Petr Nedved	37	Tom Poti	58	Petr Nedved
2003-04	25	Bobby Holik	31	Bobby Holik	56	Bobby Holik
2005-06	54	Jaromir Jagr	69	Jaromir Jagr	123	Jaromir Jagr
2006-07	30	Jaromir Jagr	66	Jaromir Jagr	96	Jaromir Jagr
2007-08	25	Chris Drury	54	Scott Gomez	71	Jaromir Jagr
	25	Jaromir Jagr				
2008-09	24	Markus Naslund	42	Scott Gomez	58	Scott Gomez
						Nikolai Zherdev
2009-10	42	Marian Gaborik	44	Marian Gaborik	86	Marian Gaborik
2010-11	24	Brandon Dubinsky	30	Brandon Dubinsky	54	Brandon Dubinsky
2011-12	41	Marian Gaborik	41	Brad Richards	76	Marian Gaborik
2012-13	21	Rick Nash	26	Derek Stepan	44	Derek Stepan
2013-14	26	Rick Nash	40	Derek Stepan	59	Mats Zuccarello
			40	Mats Zuccarello		
2014-15	42	Rick Nash	41	Derick Brassard	69	Rick Nash
2015-16	27	Derick Brassard	42	Keith Yandle	61	Mats Zuccarello
2016-17	28	Chris Kreider	44	Mats Zuccarello	59	Mats Zuccarello



## LONGEST GOAL STREAKS YEAR-BY-YEAR (SINCE 1950)

YEAR	PLAYER	GAMES	DATE	TOTALS
1950-51	Nick Mickoski	3	Dec. 17 to Dec. 24, 1950	(6 goals)
	Tony Leswick	3	Jan. 13 to Jan. 17, 1951	(3 goals)
1951-52	Camille Henry	3	Nov. 4 to Nov. 11, 1951	(4 goals)
	Camille Henry	3	Dec. 9 to Dec. 12, 1951	(3 goals)
	Don Raleigh	3	Dec. 20 to Dec. 25, 1951	(3 goals)
1952-53	Nick Mickoski	4	Dec. 28 to Jan. 7, 1953	(4 goals)
1953-54	Wally Hergesheimer	3	Jan. 17 to Jan. 23, 1954	(4 goals)
1954-55	Danny Lewicki	3	Nov. 13 to Nov. 17, 1954	(5 goals)
	Dean Prentice	3	Dec. 25 to Dec. 30, 1954	(5 goals)
1955-56	Andy Bathgate	5	Nov. 27 to Dec. 7, 1955	(6 goals)
1956-57	Andy Hebenton	3	Jan. 9 to Jan. 12, 1957	(5 goals)
	Andy Bathgate	3	Nov. 28 to Dec. 2, 1956	(4 goals)
	Camille Henry	3	Feb. 7 to Feb. 10, 1957	(3 goals)
	Camille Henry	3	Feb. 14 to Feb. 20, 1957	(3 goals)
	Red Sullivan	3	Nov. 14 to Nov. 18, 1956	(3 goals)
1957-58	Andy Bathgate	4	Feb. 23 to Mar. 2, 1958	(6 goals)
1958-59	Andy Bathgate	7	Nov. 8 to Nov. 23, 1958	(9 goals)
1959-60	Andy Bathgate	4	Nov. 18 to Nov. 26, 1959	(6 goals)
	Dean Prentice	4	Nov. 28 to Dec. 5, 1959	(6 goals)
	Andy Hebenton	4	Dec. 27 to Jan. 3, 1960	(4 goals)
1960-61	Andy Hebenton	4	Jan. 8 to Jan. 15, 1961	(4 goals)
	Camille Henry	4	Nov. 13 to Nov. 23, 1960	(4 goals)
1961-62	Johnny Wilson	4	Feb. 15 to Feb. 21, 1962	(5 goals)
<b>*1962-63</b>	<b>Andy Bathgate</b>	<b>10</b>	<b>Dec. 15 to Jan. 5, 1963</b>	<b>(11 goals)</b>
1963-64	Rod Gilbert	7	Jan. 9 to Jan. 23, 1964	(7 goals)
1964-65	Rod Gilbert	4	Dec. 29 to Jan. 6, 1965	(4 goals)
1965-66	Jean Ratelle	3	Jan. 1 to Jan. 8, 1966	(4 goals)
	Don Marshall	3	Nov. 20 to Nov. 24, 1965	(3 goals)
	Don Marshall	3	Jan. 26 to Jan. 30, 1966	(3 goals)
	Rod Gilbert	3	Oct. 30 to Nov. 6, 1965	(3 goals)
	Rod Seiling	3	Nov. 13 to Nov. 17, 1965	(3 goals)
	Vic Hadfield	3	Jan. 30 to Feb. 5, 1966	(3 goals)
	Reg Fleming	3	Feb. 20 to Feb. 26, 1966	(3 goals)
1966-67	Rod Gilbert	5	Dec. 7 to Dec. 17, 1966	(7 goals)
1967-68	Jean Ratelle	3	Feb. 11 to Feb. 18, 1968	(5 goals)
	Jean Ratelle	3	Feb. 24 to Feb. 29, 1968	(4 goals)
	Vic Hadfield	3	Oct. 21 to Oct. 25, 1967	(4 goals)
	Vic Hadfield	3	Mar. 2 to Mar. 6, 1968	(4 goals)
	Vic Hadfield	3	Dec. 30 to Jan. 3, 1968	(3 goals)
	Phil Goyette	3	Oct. 18 to Oct. 22, 1967	(4 goals)
	Phil Goyette	3	Jan. 13 to Jan. 19, 1968	(3 goals)
	Rod Gilbert	3	Dec. 31 to Jan. 6, 1968	(3 goals)
	Rod Gilbert	3	Feb. 4 to Feb. 11, 1968	(3 goals)
	Bob Nevin	3	Nov. 29 to Dec. 3, 1967	(3 goals)
1968-69	Reg Fleming	5	Dec. 21 to Dec. 28, 1968	(5 goals)
1969-70	Dave Balon	5	Feb. 1 to Feb. 13, 1970	(7 goals)
1970-71	Bruce MacGregor	5	Feb. 27 to Mar. 6, 1971	(6 goals)
	Rod Gilbert	5	Jan. 31 to Feb. 9, 1971	(5 goals)
1971-72	Jean Ratelle	8	Feb. 12 to Feb. 23, 1972	(12 goals)
1972-73	Jean Ratelle	8	Feb. 15 to Mar. 4, 1973	(10 goals)
1973-74	Rod Gilbert	5	Dec. 16 to Dec. 26, 1973	(5 goals)
1974-75	Steve Vickers	4	Mar. 19 to Mar. 23, 1975	(6 goals)
	Jean Ratelle	4	Jan. 23 to Jan. 28, 1975	(4 goals)
1975-76	Rod Gilbert	7	Jan. 25 to Feb. 7, 1976	(12 goals)
1976-77	Rod Gilbert	3	Nov. 22 to Nov. 27, 1976	(4 goals)
	Phil Esposito	3	Oct. 13 to Oct. 17, 1976	(3 goals)
1977-78	Phil Esposito	8	Mar. 22 to Mar. 29, 1978	(8 goals)
1978-79	Ron Duguay	6	Jan. 24 to Feb. 3, 1979	(7 goals)
1979-80	Phil Esposito	5	Jan. 22 to Feb. 2, 1980	(6 goals)
1980-81	Ron Greschner	5	Oct. 25 to Nov. 1, 1980	(5 goals)
1981-82	Ed Johnstone	7	Mar. 4 to Mar. 28, 1982	(8 goals)
1982-83	Don Maloney	4	Jan. 3 to Jan. 9, 1983	(5 goals)
	Anders Hedberg	4	Oct. 20 to Oct. 27, 1982	(4 goals)
	Mark Pavelich	4	Oct. 24 to Oct. 31, 1982	(4 goals)
	Don Maloney	4	Nov. 10 to Nov. 17, 1982	(4 goals)
1983-84	Pierre Larouche	5	Dec. 12 to Dec. 30, 1983	(7 goals)
	Anders Hedberg	5	Mar. 22 to Mar. 31, 1984	(5 goals)
	Don Maloney	5	Nov. 13 to Nov. 23, 1983	(5 goals)
1984-85	Tomas Sandstrom	5	Dec. 30 to Jan. 9, 1985	(6 goals)
1985-86	Pierre Larouche	7	Feb. 5 to Feb. 24, 1986	(10 goals)
1986-87	Tomas Sandstrom	5	Jan. 14 to Jan. 26, 1987	(8 goals)
1987-88	Walt Poddubny	5	Dec. 20 to Dec. 29, 1987	(7 goals)
	Ulf Dahlen	5	Dec. 31 to Jan. 8, 1988	(6 goals)
1988-89	Tony Granato	6	Jan. 9 to Jan. 21, 1989	(10 goals)
1989-90	Mike Gartner	7	Mar. 12 to Mar. 27, 1990	(8 goals)
1990-91	Mike Gartner	7	Jan. 30 to Feb. 13, 1991	(7 goals)
1991-92	Sergei Nemchinov	6	Dec. 2 to Dec. 14, 1991	(6 goals)

\*Denotes Rangers all-time leader

## LONGEST GOAL STREAKS YEAR-BY-YEAR (SINCE 1950)

YEAR	PLAYER	GAMES	DATE	TOTALS
1992-93	Mike Gartner	6	Jan. 2 to Jan. 13, 1993	(9 goals)
	Darren Turcotte	6	Nov. 30 to Dec. 11, 1992	(7 goals)
	Darren Turcotte	6	Oct. 31 to Nov. 11, 1992	(7 goals)
1993-94	Adam Graves	4	Oct. 11 to Oct. 16, 1993	(4 goals)
	Adam Graves	4	Nov. 3 to Nov. 10, 1993	(4 goals)
	Adam Graves	4	Nov. 16 to Nov. 24, 1993	(4 goals)
	Alex Kovalev	4	Mar. 27 to Apr. 2, 1994	(4 goals)
	Mark Messier	4	Oct. 7 to Oct. 13, 1993	(4 goals)
1994-95	Mark Messier	4	Jan. 25 to Jan. 31, 1994	(6 goals)
	Sergei Zubov	5	Apr. 16 to Apr. 24, 1995	(5 goals)
	Mark Messier	5	Nov. 3 to Nov. 11, 1995	(7 goals)
1995-96	Pat Verbeek	5	Jan. 5 to Jan. 22, 1996	(8 goals)
	Daniel Goneau	5	Oct. 12 to Oct. 20, 1996	(5 goals)
	Alex Kovalev	4	Mar. 25 to Mar. 30, 1998	(5 goals)
1996-97	Wayne Gretzky	4	Mar. 4 to Mar. 11, 1998	(5 goals)
	Adam Graves	3	Feb. 28 to Mar. 4, 1999	(4 goals)
	Brian Leetch	3	Feb. 4 to Feb. 12, 1999	(3 goals)
	Adam Graves	3	Dec. 14 to Dec. 19, 1998	(3 goals)
	Wayne Gretzky	3	Nov. 29 to Dec. 2, 1998	(3 goals)
1997-98	Brian Leetch	3	Nov. 27 to Dec. 1, 1998	(3 goals)
	John MacLean	3	Jan. 16 to Jan. 20, 2000	(5 goals)
	Mike York	3	Nov. 7 to Nov. 11, 1999	(4 goals)
1998-99	Valeri Kamensky	3	Jan. 15 to Jan. 18, 2000	(3 goals)
	Radek Dvorak	4	Feb. 12 to Feb. 23, 2001	(4 goals)
	Petr Nedved	4	Jan. 29 to Feb. 9, 2001	(6 goals)
	Theoren Fleury	4	Oct. 29 to Nov. 4, 2000	(6 goals)
	Theoren Fleury	4	Oct. 14 to Oct. 22, 2000	(5 goals)
2000-01	Eric Lindros	4	Apr. 4 to Apr. 10, 2002	(4 goals)
	Eric Lindros	4	Nov. 2 to Nov. 8, 2001	(4 goals)
	Theoren Fleury	4	Nov. 3 to Nov. 10, 2001	(4 goals)
	Pavel Bure	4	Mar. 27 to Apr. 1, 2002	(6 goals)
	Eric Lindros	4	Dec. 3 to Dec. 8, 2002	(4 goals)
2001-02	Jaromir Jagr	4	Feb. 19 to Feb. 26, 2004	(5 goals)
2002-03	Jaromir Jagr	6	Feb. 2 to Mar. 2, 2006	(9 goals)
	Petr Prucha	6	Dec. 3 to Dec. 13, 2005	(9 goals)
	Martin Straka	4	Nov. 25 to Dec. 1, 2006	(5 goals)
2003-04	Brendan Shanahan	4	Oct. 28 to Nov. 2, 2006	(4 goals)
	Brendan Shanahan	4	Oct. 10 to Oct. 16, 2006	(4 goals)
	Chris Drury	4	Jan. 31 to Feb. 5, 2008	(5 goals)
2004-05	Jaromir Jagr	4	Mar. 31 to Apr. 6, 2008	(5 goals)
	Nik Antropov	3	Mar. 14 to Mar. 17, 2009	(3 goals)
	Sean Avery	3	Mar. 12 to Mar. 15, 2009	(4 goals)
	Scott Gomez	3	Feb. 28 to Mar. 8, 2009	(3 goals)
	Nikolai Zherdev	3	Feb. 28 to Mar. 8, 2009	(3 goals)
2005-06	Markus Naslund	3	Feb. 26 to Mar. 5, 2009	(3 goals)
	Marian Gaborik	4	Oct. 22 to Nov. 9, 2009	(5 goals)
	Marian Gaborik	4	Nov. 17 to Nov. 25, 2009	(6 goals)
2006-07	Ryan Callahan	4	Oct. 24 to Oct. 30, 2010	(4 goals)
	Derek Stepan	4	Dec. 16 to Dec. 27, 2010	(4 goals)
	Marian Gaborik	5	Dec. 17 to Dec. 26, 2011	(7 goals)
2007-08	Rick Nash	5	Feb. 28 to Mar. 8, 2013	(6 goals)
2008-09	Rick Nash	5	Jan. 18 to Jan. 26, 2014	(7 goals)
	Rick Nash	4	Oct. 9 to Oct. 14, 2014	(6 goals)
	Rick Nash	4	Nov. 19 to Nov. 28, 2014	(4 goals)
2009-10	Rick Nash	4	Jan. 31 to Feb. 7, 2015	(5 goals)
	Rick Nash	4	Nov. 21 to Nov. 27, 2015	(6 goals)
	Kevin Hayes	4	Nov. 1 to Nov. 6, 2016	(4 goals)
2010-11	Pavel Buchnevich	4	Nov. 5 to Nov. 12, 2016	(4 goals)
	Rick Nash	4	Mar. 21 to Mar. 26, 2017	(4 goals)
	Rick Nash	4		

\*Denotes Rangers all-time leader

# LONGEST ASSIST STREAKS YEAR-BY-YEAR (SINCE 1950)

YEAR	PLAYER	GAMES	DATE	TOTALS
1950-51	Reg Sinclair	5	Feb. 2 to Mar. 7, 1951	(7 assists)
1951-52	Don Raleigh	4	Dec. 1 to Dec. 9, 1951	(7 assists)
	Steve Kraftcheck	4	Jan. 13 to Jan. 20, 1952	(4 assists)
1952-53	Wally Hergesheimer	3	Dec. 17 to Dec. 20, 1952	(5 assists)
	Don Raleigh	3	Feb. 1 to Feb. 8, 1953	(4 assists)
	Hy Buller	3	Oct. 19 to Oct. 26, 1952	(3 assists)
	Hy Buller	3	Mar. 5 to Mar. 8, 1953	(3 assists)
	Wally Hergesheimer	3	Oct. 16 to Oct. 19, 1952	(3 assists)
	Paul Ronty	3	Mar. 14 to Mar. 18, 1953	(3 assists)
	Neil Strain	3	Dec. 14 to Dec. 18, 1952	(3 assists)
1953-54	Paul Ronty	5	Feb. 14 to Feb. 24, 1954	(6 assists)
1954-55	Don Raleigh	6	Feb. 5 to Feb. 16, 1955	(7 assists)
1955-56	Andy Bathgate	7	Dec. 25 to Jan. 11, 1956	(10 assists)
1956-57	Andy Bathgate	5	Feb. 10 to Feb. 20, 1957	(6 assists)
	Camille Henry	5	Feb. 7 to Feb. 16, 1957	(6 assists)
	Camille Henry	5	Feb. 20 to Mar. 2, 1957	(5 assists)
1957-58	Andy Bathgate	6	Feb. 14 to Feb. 26, 1958	(8 assists)
1958-59	Andy Bathgate	6	Jan. 14 to Jan. 28, 1959	(7 assists)
1959-60	Andy Hebenton	4	Oct. 24 to Nov. 1, 1959	(4 assists)
	Andy Bathgate	4	Dec. 5 to Dec. 13, 1959	(4 assists)
1960-61	Earl Ingarfield	8	Jan. 22 to Feb. 5, 1961	(8 assists)
1961-62	Andy Bathgate	6	Oct. 11 to Oct. 19, 1961	(8 assists)
	Andy Bathgate	6	Jan. 3 to Jan. 17, 1962	(7 assists)
1962-63	Dean Prentice	5	Dec. 12 to Dec. 31, 1962	(6 assists)
	Andy Bathgate	5	Feb. 12 to Feb. 23, 1963	(5 assists)
1963-64	Phil Goyette	6	Jan. 15 to Jan. 25, 1964	(6 assists)
1964-65	Rod Gilbert	7	Mar. 14 to Mar. 28, 1965	(10 assists)
1965-66	Phil Goyette	5	Nov. 17 to Nov. 25, 1965	(7 assists)
1966-67	Earl Ingarfield	5	Nov. 20 to Nov. 30, 1966	(6 assists)
	Phil Goyette	5	Feb. 8 to Feb. 26, 1967	(5 assists)
1967-68	Rod Gilbert	6	Feb. 4 to Feb. 17, 1968	(10 assists)
	Rod Gilbert	6	Feb. 24 to Mar. 6, 1968	(7 assists)
1968-69	Rod Gilbert	10	Mar. 5 to Mar. 26, 1969	(14 assists)
1969-70	Rod Gilbert	7	Nov. 22 to Dec. 10, 1969	(10 assists)
1970-71	Walt Tkaczuk	7	Dec. 19 to Dec. 29, 1970	(9 assists)
1971-72	Jean Ratelle	7	Nov. 28 to Dec. 12, 1971	(14 assists)
	Rod Gilbert	7	Feb. 13 to Feb. 23, 1972	(10 assists)
	Vic Hadfield	7	Oct. 31 to Nov. 14, 1971	(9 assists)
1972-73	Jean Ratelle	9	Oct. 25 to Nov. 8, 1972	(10 assists)
1973-74	Rod Gilbert	5	Dec. 1 to Dec. 9, 1973	(6 assists)
1974-75	Rod Gilbert	7	Nov. 27 to Dec. 12, 1974	(8 assists)
1975-76	Rod Gilbert	6	Oct. 8 to Oct. 19, 1975	(8 assists)
1976-77	Rod Gilbert	7	Nov. 28 to Dec. 8, 1976	(10 assists)
1977-78	Carol Vadnais	4	Oct. 25 to Oct. 30, 1977	(4 assists)
	Walt Tkaczuk	4	Mar. 8 to Mar. 18, 1978	(4 assists)
1978-79	Ron Greschner	6	Oct. 28 to Nov. 8, 1978	(7 assists)
	Don Maloney	6	Mar. 4 to Mar. 15, 1979	(6 assists)
1979-80	Don Maloney	7	Dec. 3 to Dec. 15, 1979	(6 assists)
1980-81	Tom Laidlaw	5	Feb. 19 to Feb. 28, 1981	(7 assists)
	Steve Vickers	5	Dec. 3 to Dec. 12, 1980	(5 assists)
1981-82	Don Maloney	8	Mar. 8 to Mar. 24, 1982	(12 assists)
	Mike Rogers	8	Mar. 4 to Mar. 20, 1982	(10 assists)
1982-83	Dave Maloney	7	Nov. 11 to Dec. 12, 1982	(8 assists)
1983-84	Mikko Leinonen	6	Feb. 11 to Feb. 25, 1984	(7 assists)
1984-85	Tomas Sandstrom	5	Dec. 30 to Jan. 9, 1985	(6 assists)
1985-86	Mike Ridley	7	Feb. 8 to Feb. 25, 1986	(11 assists)
	Reijo Ruotsalainen	7	Oct. 25 to Mar. 9, 1985	(9 assists)
1986-87	Pierre Larouche	5	Feb. 7 to Feb. 19, 1987	(7 assists)
	Curt Giles	5	Dec. 21 to Dec. 30, 1986	(6 assists)
1987-88	Kelly Kisio	6	Jan. 19 to Feb. 4, 1988	(8 assists)
	Walt Poddubny	6	Feb. 29 to Mar. 12, 1988	(8 assists)
	Brian Leetch	6	Mar. 22 to Apr. 1, 1988	(7 assists)
1988-89	Brian Leetch	7	Feb. 17 to Mar. 1, 1989	(11 assists)
	Carey Wilson	7	Jan. 9 to Jan. 23, 1989	(9 assists)
1989-90	Brian Mullen	6	Feb. 21 to Mar. 3, 1990	(10 assists)
1990-91	Darren Turcotte	9	Oct. 8 to Oct. 25, 1990	(11 assists)
*1991-92	Brian Leetch	15	Nov. 29 to Dec. 31, 1991	(23 assists)
1992-93	Mark Messier	8	Feb. 12 to Feb. 27, 1993	(11 assists)
1993-94	Brian Leetch	5	Nov. 14 to Nov. 24, 1993	(7 assists)
	Sergei Zubov	5	Oct. 22 to Oct. 31, 1993	(8 assists)
	Sergei Zubov	5	Jan. 14 to Jan. 27, 1994	(8 assists)
1994-95	Mark Messier	8	Apr. 12 to Apr. 26, 1995	(19 assists)
1995-96	Brian Leetch	9	Jan. 3 to Jan. 31, 1996	(9 assists)
1996-97	Brian Leetch	7	Nov. 16 to Dec. 1, 1996	(8 assists)
1997-98	Wayne Gretzky	8	Jan. 20 to Feb. 4, 1998	(9 assists)
1998-99	Wayne Gretzky	6	Nov. 7 to Nov. 19, 1998	(8 assists)
1999-00	Theoren Fleury	8	Nov. 7 to Nov. 26, 1999	(10 assists)
2000-01	Theoren Fleury	7	Dec. 9 to Dec. 23, 2000	(8 assists)
2001-02	Brian Leetch	6	Dec. 15 to Dec. 28, 2001	(8 assists)

\*Denotes Rangers all-time leader

## LONGEST ASSIST STREAKS YEAR-BY-YEAR (SINCE 1950)

YEAR	PLAYER	GAMES	DATE	TOTALS
2002-03	Theoren Fleury	6	Nov. 3 to Nov. 14, 2001	(6 assists)
	Tom Poti	4	Oct. 21 to Oct. 26, 2002	(4 assists)
	Matthew Barnaby	4	Dec. 29 to Jan. 6, 2003	(4 assists)
2003-04	Alex Kovalev	6	Nov. 18 to Nov. 28, 2003	(8 assists)
2005-06	Michael Nylander	7	Mar. 22 to Apr. 4, 2006	(10 assists)
2006-07	Martin Straka	7	Nov. 28 to Dec. 12, 2006	(9 assists)
2007-08	Scott Gomez	7	Nov. 5 to Nov. 17, 2007	(9 assists)
2008-09	Nikolai Zherdev	4	Nov. 22 to Nov. 28, 2008	(4 assists)
	Aaron Voros	4	Oct. 5 to Oct. 13, 2008	(4 assists)
2009-10	Vinny Prospal	6	Oct. 5 to Oct. 17, 2009	(8 assists)
2010-11	Ryan Callahan	5	Oct. 21 to Oct. 29, 2010	(5 assists)
	Vinny Prospal	5	Mar. 6 to Mar. 18, 2011	(6 assists)
2011-12	Brad Richards	5	Nov. 29 to Dec. 8, 2011	(6 assists)
2012-13	Rick Nash	6	Feb. 10 to Feb. 17, 2013	(6 assists)
2013-14	Derek Stepan	6	Feb. 27 to Mar. 9, 2014	(8 assists)
2014-15	Derrick Brassard	6	Feb. 10 to Feb. 20, 2015	(8 assists)
2015-16	Keith Yandle	5	Feb. 10 to Feb. 18, 2016	(5 assists)
2016-17	Ryan McDonagh	8	Oct. 17 to Nov. 1, 2016	(9 assists)

\*Denotes Rangers all-time leader

## LONGEST POINT STREAKS YEAR-BY-YEAR (SINCE 1950)

YEAR	PLAYER	GAMES	DATE	TOTALS
1950-51	Jack McLeod	6	Nov. 5 to Nov. 18, 1950	(3 goals and 4 assists)
	Buddy O'Connor	6	Feb. 1 to Feb. 15, 1951	(3 goals and 4 assists)
1951-52	Hy Buller	6	Jan. 9 to Jan. 20, 1952	(4 goals and 3 assists)
1952-53	Wally Hergesheimer	9	Dec. 7 to Dec. 28, 1952	(3 goals and 9 assists)
1953-54	Paul Ronty	5	Feb. 14 to Feb. 24, 1954	(1 goal and 6 assists)
1954-55	Danny Lewicki	6	Feb. 5 to Feb. 16, 1955	(4 goals and 5 assists)
	Don Raleigh	6	Feb. 5 to Feb. 16, 1955	(2 goals and 7 assists)
	Dean Prentice	6	Nov. 27 to Dec. 8, 1954	(2 goals and 5 assists)
1955-56	Dave Creighton	8	Oct. 7 to Oct. 26, 1955	(4 goals and 8 assists)
1956-57	Camille Henry	11	Feb. 7 to Mar. 2, 1957	(8 goals and 12 assists)
1957-58	Andy Bathgate	8	Feb. 14 to Mar. 2, 1958	(8 goals and 9 assists)
1958-59	Andy Bathgate	12	Jan. 10 to Feb. 7, 1959	(8 goals and 11 assists)
1959-60	Dean Prentice	8	Mar. 6 to Mar. 20, 1960	(6 goals and 6 assists)
1960-61	Red Sullivan	8	Jan. 4 to Feb. 18, 1961	(4 goals and 4 assists)
	Earl Ingarfield	8	Jan. 22 to Feb. 5, 1961	(8 assists)
1961-62	Dean Prentice	9	Jan. 31 to Feb. 15, 1962	(5 goals and 7 assists)
1962-63	Andy Bathgate	13	Dec. 9 to Jan. 5, 1963	(12 goals and 6 assists)
1963-64	Rod Gilbert	11	Dec. 29 to Jan. 23, 1964	(8 goals and 7 assists)
1964-65	Rod Gilbert	7	Mar. 14 to Mar. 28, 1965	(2 goals and 10 assists)
1965-66	Don Marshall	7	Feb. 19 to Mar. 3, 1966	(5 goals and 5 assists)
1966-67	Earl Ingarfield	6	Nov. 19 to Nov. 30, 1966	(2 goals and 6 assists)
1967-68	Rod Gilbert	10	Dec. 25 to Jan. 17, 1968	(6 goals and 11 assists)
1968-69	Rod Gilbert	13	Nov. 8 to Dec. 5, 1968	(5 goals and 12 assists)
	Jean Ratelle	13	Mar. 5 to Mar. 30, 1969	(12 goals and 10 assists)
1969-70	Walt Tkaczuk	13	Dec. 28 to Jan. 28, 1978	(9 goals and 12 assists)
1970-71	Rod Gilbert	10	Jan. 20 to Feb. 9, 1971	(9 goals and 3 assists)
1971-72	Jean Ratelle	13	Feb. 3 to Feb. 27, 1972	(16 goals and 12 assists)
1972-73	Rod Gilbert	14	Oct. 7 to Nov. 8, 1972	(11 goals and 12 assists)
1973-74	Rod Gilbert	5	Dec. 1 to Dec. 9, 1973	(5 goals and 6 assists)
1974-75	Rod Gilbert	7	Nov. 27 to Dec. 12, 1974	(7 goals and 8 assists)
1975-76	Rod Gilbert	8	Jan. 23 to Feb. 7, 1976	(12 goals and 3 assists)
1976-77	Rod Gilbert	10	Nov. 20 to Dec. 8, 1976	(7 goals and 11 assists)
1977-78	Don Murdoch	8	Feb. 23 to Mar. 15, 1978	(7 goals and 6 assists)
1978-79	Mike McEwen	5	Oct. 12 to Oct. 21, 1978	(3 goals and 5 assists)
1979-80	Don Maloney	7	Dec. 3 to Dec. 15, 1979	(3 goals and 6 assists)
1980-81	Don Maloney	7	Nov. 26 to Dec. 10, 1980	(4 goals and 5 assists)
1981-82	Mike Rogers	16	Feb. 14 to Mar. 20, 1982	(10 goals and 18 assists)
1982-83	Don Maloney	10	Nov. 6 to Nov. 27, 1982	(7 goals and 7 assists)
1983-84	Mike Rogers	10	Oct. 10 to Oct. 30, 1983	(3 goals and 9 assists)
1984-85	Reijo Ruotsalainen	14	Feb. 5 to Mar. 7, 1985	(9 goals and 11 assists)
1985-86	Pierre Larouche	9	Feb. 5 to Feb. 27, 1986	(10 goals and 4 assists)
1986-87	Walt Poddubny	15	Jan. 11 to Feb. 17, 1987	(11 goals and 8 assists)

\*Denotes Rangers all-time leader

## LONGEST POINT STREAKS YEAR-BY-YEAR (SINCE 1950)

YEAR	PLAYER	GAMES	DATE	TOTALS
1987-88	Walt Poddubny	11	Oct. 12 to Nov. 1, 1987	(9 goals and 9 assists)
1988-89	Carey Wilson	14	Dec. 26 to Jan. 26, 1989	(7 goals and 17 assists)
1989-90	Brian Mullen	12	Feb. 14 to Mar. 10, 1990	(6 goals and 14 assists)
1990-91	Darren Turcotte	11	Oct. 4 to Oct. 25, 1990	(6 goals and 13 assists)
*1991-92	Brian Leetch	17	Nov. 23 to Dec. 31, 1991	(5 goals and 24 assists)
1992-93	Mark Messier	9	Oct. 12 to Oct. 29, 1992	(6 goals and 10 assists)
	Tony Amonte	9	Mar. 6 to Mar. 26, 1993	(3 goals and 11 assists)
1993-94	Alex Kovalev	11	Mar. 16 to Apr. 8, 1994	(10 goals and 5 assists)
	Mark Messier	11	Jan. 14 to Feb. 9, 1994	(10 goals and 11 assists)
1994-95	Mark Messier	8	Apr. 12 to Apr. 26, 1995	(19 assists)
1995-96	Luc Robitaille	10	Oct. 16 to Nov. 3, 1995	(5 goals and 9 assists)
	Pat Verbeek	10	Dec. 30 to Jan. 24, 1996	(10 goals and 8 assists)
1996-97	Wayne Gretzky	15	Oct. 6 to Nov. 4, 1996	(7 goals and 15 assists)
1997-98	Wayne Gretzky	8	Jan. 20 to Feb. 4, 1998	(1 goal and 9 assists)
	Wayne Gretzky	8	Oct. 24 to Nov. 12, 1997	(3 goals and 8 assists)
1998-99	John MacLean	9	Feb. 19 to Mar. 8, 1999	(3 goals and 11 assists)
1999-00	Theoren Fleury	10	Nov. 3 to Nov. 26, 1999	(1 goal and 12 assists)
2000-01	Theoren Fleury	14	Dec. 2 to Dec. 31, 2000	(6 goals and 15 assists)
2001-02	Eric Lindros	7	Mar. 27 to Apr. 10, 2002	(7 goals and 5 assists)
	Pavel Bure	7	Mar. 27 to Apr. 10, 2002	(9 goals and 6 assists)
	Eric Lindros	7	Nov. 2 to Nov. 14, 2001	(5 goals and 4 assists)
2002-03	Bobby Holik	9	Dec. 28 to Jan. 13, 2003	(5 goals and 7 assists)
2003-04	Alex Kovalev	7	Nov. 18 to Nov. 30, 2003	(2 goals and 10 assists)
	Brian Leetch	7	Nov. 23 to Dec. 4, 2003	(5 goals and 4 assists)
2005-06	Jaromir Jagr	12	Mar. 12 to Apr. 4, 2006	(9 goals and 14 assists)
	Jaromir Jagr	12	Oct. 12 to Nov. 5, 2005	(12 goals and 7 assists)
2006-07	Martin Straka	11	Nov. 19 to Dec. 12, 2006	(7 goals and 12 assists)
2007-08	Scott Gomez	13	Dec. 6 to Jan. 2, 2008	(4 goals and 15 assists)
2008-09	Ryan Callahan	6	Mar. 12 to Mar. 22, 2009	(4 goals and 4 assists)
2009-10	Marian Gaborik	8	Oct. 2 to Oct. 17, 2009	(6 goals and 12 assists)
	Marian Gaborik	8	Nov. 5 to Nov. 25, 2009	(8 goals and 6 assists)
2010-11	Vinny Prospal	8	Mar. 1 to Mar. 18, 2011	(2 goals and 8 assists)
2011-12	Brad Richards	7	Nov. 25 to Dec. 8, 2011	(4 goals and 7 assists)
	Ryan Callahan	7	Dec. 25 to Jan. 6, 2012	(2 goals and 6 assists)
2012-13	Ryan Callahan	7	Apr. 16 to Apr. 27, 2013	(5 goals and 6 assists)
2013-14	Derick Brassard	8	Jan. 26 to Mar. 1, 2014	(5 goals and 5 assists)
2014-15	Rick Nash	11	Nov. 19 to Dec. 16, 2014	(8 goals and 6 assists)
2015-16	Keith Yandle	5	Feb. 10 to Feb. 18, 2016	(5 assists)
	Keith Yandle	5	Mar. 4 to Mar. 13, 2016	(1 goal and 4 assists)
	Derek Stepan	5	Mar. 4 to Mar. 13, 2016	(2 goals and 5 assists)
	Derek Stepan	5	Mar. 31 to Apr. 7, 2016	(4 goals and 5 assists)
2016-17	Ryan McDonagh	8	Oct. 17 to Nov. 1, 2016	(9 assists)

\*Denotes Rangers all-time leader

# REGULAR SEASON SCORING STATISTICS

[926-27]	GP	G	A	PTS	PIM
Bill Cook	44	33	4	37	56
Frank Boucher	44	13	15	28	17
Bun Cook	44	14	11	25	42
Taffy Abel	44	8	4	12	78
Paul Thompson	43	7	3	10	12
Murray Murdoch	44	6	4	10	12
Stan Brown	24	6	3	9	14
Bill Boyd	44	4	1	5	42
Ching Johnson	27	3	2	5	68
Leo Bourgeault	20	1	1	2	30
NYR Total	42	2	1	3	74
Lester Patrick	1	0	0	0	2
Ollie Reinikka	16	0	0	0	0
Reg Mackey	41	0	0	0	16
Hal Winkler	8	0	0	0	0
Lorne Chabot	36	0	0	0	0

[927-28]	GP	G	A	PTS	PIM
Frank Boucher	44	23	12	35	12
Bun Cook	44	14	14	28	45
Bill Cook	43	18	6	24	42
Ching Johnson	42	10	6	16	146
Murray Murdoch	44	7	3	10	16
Paul Thompson	42	4	3	7	24
Leo Bourgeault	37	7	0	7	72
Alex Gray	43	7	1	8	28
Bill Boyd	43	4	0	4	11
Taffy Abel	23	0	1	1	28
Laurie Scott	23	0	1	1	6
Patsy Callighen	36	0	0	0	32
Lorne Chabot	44	0	0	0	0

[928-29]	GP	G	A	PTS	PIM
Frank Boucher	44	10	16	26	8
Bill Cook	43	15	8	23	47
Bun Cook	43	13	5	18	74
Paul Thompson	44	10	7	17	40
Murray Murdoch	44	8	6	14	22
Butch Keeling	43	6	3	9	39
Leo Bourgeault	44	2	3	5	59
Taffy Abel	44	3	1	4	45
Sparky Vail	18	3	0	3	16
Russell Oatman	27	1	1	2	8
NYR Total	38	2	1	3	20
Myles Lane	24	1	0	1	32
Bill Boyd	11	0	0	0	5
Gerry Carson	8	0	0	0	5
NYR Total	34	0	0	0	9
Ching Johnson	8	0	0	0	18
John Ross Roach	44	0	0	0	0

[929-30]	GP	G	A	PTS	PIM
Frank Boucher	42	26	36	62	16
Bill Cook	44	29	30	59	56
Bun Cook	43	24	18	42	59
Butch Keeling	43	19	7	26	34
Murray Murdoch	44	13	12	25	22
Paul Thompson	44	7	12	19	36
Leo Bourgeault	44	7	6	13	56
Ching Johnson	30	3	3	6	84
Leroy Goldsworthy	44	4	1	5	16
Leo Quenneville	25	0	3	3	10
Ralph Taylor	22	2	0	2	32
NYR Total	39	3	0	3	74
Sparky Vail	32	1	1	2	10
Obs Heximer	19	1	0	1	4
Leo Reise	14	0	1	1	8
NYR Total	38	0	1	1	8
Yip Foster	31	0	0	0	16
Bill Regan	9	0	0	0	2
John Ross Roach	44	0	0	0	0

[930-31]	GP	G	A	PTS	PIM
Bill Cook	44	30	12	42	39
Frank Boucher	44	12	27	39	18
Bun Cook	44	18	17	35	74
Butch Keeling	44	13	9	22	35
Murray Murdoch	44	7	7	14	6
Paul Thompson	44	7	7	14	388
Joe Jerwa	33	4	7	11	72
Cecil Dillon	25	7	3	10	15
Ching Johnson	44	2	6	8	79
Bud Maracle	11	1	3	4	4
Frank Waite	17	1	3	4	4
Bill Regan	42	2	1	3	53
Eddie Rodden	19	0	3	3	8
Gene Carrigan	33	2	0	2	13
Leo Bourgeault	10	0	1	1	12
Sam McAdam	5	0	0	0	0
Ernest Kenny	6	0	0	0	0
Frank Peters	43	0	0	0	57
John Ross Roach	44	0	0	0	0

[931-32]	GP	G	A	PTS	PIM
Bill Cook	48	33	14	47	33
Cecil Dillon	48	23	15	38	22
Frank Boucher	48	12	24	36	14
Bun Cook	45	14	20	34	47
Art Somers	48	11	15	26	47
Murray Murdoch	48	5	17	22	32
Butch Keeling	48	17	3	20	38
Ching Johnson	47	3	10	13	106
Dutch Gainer	46	3	9	12	9
Earl Seibert	46	4	6	10	88
Doug Brennan	38	4	3	7	38
Vic Desjardins	48	3	3	6	16
Ott Heller	21	2	2	4	9
Hib Milks	48	0	4	4	14
John Ross Roach	48	0	0	0	0

[932-33]	GP	G	A	PTS	PIM
Bill Cook	48	28	22	50	51
Bun Cook	48	22	15	37	35
Frank Boucher	46	7	28	35	4
Cecil Dillon	48	21	10	31	12
Art Somers	48	7	15	22	28
Babe Siebert	43	9	10	19	38
Ching Johnson	48	8	9	17	127
Murray Murdoch	48	5	11	16	23
Oscar Asmundson	48	5	10	15	20
Butch Keeling	47	8	6	14	22
Ott Heller	40	5	7	12	31
Doug Brennan	48	5	4	9	91
Earl Seibert	45	2	3	5	92
Carl Voss	10	2	1	3	4
Gord Pettinger	34	1	2	3	18
Andy Aitkenhead	48	0	0	0	0

[933-34]	GP	G	A	PTS	PIM
Frank Boucher	48	14	30	44	4
Cecil Dillon	48	13	26	39	10
Bun Cook	48	18	15	33	36
Murray Murdoch	48	17	10	27	29
Bill Cook	48	13	13	26	21
Earl Seibert	48	13	10	23	66
Butch Keeling	48	15	5	20	20
Vic Ripley	34	5	12	17	10
NYR Total	48	7	13	20	16
Danny Cox	13	5	0	5	2
NYR Total	42	5	4	9	2
Oscar Asmundson	46	2	6	8	8
Ching Johnson	48	2	6	8	86
Ott Heller	48	2	5	7	29
Duke Dukowski	29	0	6	6	18
NYR Total	43	0	7	7	31

[934-35]	GP	G	A	PTS	PIM
Frank Boucher	48	13	32	45	2
Bill Cook	48	21	15	36	23
Cecil Dillon	48	25	9	34	4
Bun Cook	48	13	21	34	26
Murray Murdoch	48	14	11	25	6
Earl Seibert	48	6	19	25	86
Lynn Patrick	48	9	13	22	17
Bert Connelly	47	10	11	21	23
Butch Keeling	47	15	4	19	14
Charlie Mason	46	5	9	14	14
Ott Heller	47	3	11	14	31
Ching Johnson	29	2	3	5	34
Art Somers	41	0	5	5	4
Alex Levinsky	20	0	4	4	6
Vic Ripley	4	0	2	2	2

[935-36]	GP	G	A	PTS	PIM
Bill MacKenzie	20	1	0	1	10
NYR Total	25	1	0	1	10
Harold Starr	33	0	0	0	30
Percy Jackson	1	0	0	0	0
Andy Aitkenhead	10	0	0	0	0
Dave Kerr	37	0	0	0	0
Cecil Dillon	48	18	14	32	12
Frank Boucher	48	11	18	29	2
Lynn Patrick	48	11	14	25	29
Howie Morenz	18	2	5	7	6
NYR Total	41	6	16	22	26
Butch Keeling	46	13	5	18	22
Bill Cook	44	7	10	17	16
Glenn Brydson	30	4	13	17	9



# REGULAR SEASON SCORING STATISTICS

1935-36 (CONT'D)					
	GP	G	A	PTS	PIM
Ott Heller	45	2	11	13	40
Murray Murdoch	48	2	9	11	9
Bun Cook	26	4	5	9	12
Art Coulter	23	1	6	7	26
NYR Total	48	1	8	9	44
	47	5	3	8	58
Ching Johnson	18	4	2	6	6
Alex Shibicky	28	1	5	6	8
Charlie Mason	17	2	3	5	6
Earl Seibert	18	1	4	5	6
Mac Colville	25	2	2	4	10
Bert Connelly	28	0	4	4	38
Vern Ayers	17	1	1	2	16
Babe Pratt	24	0	2	2	24
Phil Watson	1	0	0	0	0
Neil Colville	1	0	0	0	0
Joe Cooper	16	0	0	0	12
Harold Starr	1	0	0	0	0
Bert Gardiner	47	0	0	0	0
Dave Kerr					
1936-37					
	GP	G	A	PTS	PIM
Cecil Dillon	48	20	11	31	13
Phil Watson	48	11	17	28	22
Neil Colville	45	10	18	28	33
Butch Keeling	48	22	4	26	24
Lynn Patrick	45	8	16	24	23
Alex Shibicky	47	14	8	22	30
Frank Boucher	44	7	13	20	5
Mac Colville	46	7	12	19	10
Ott Heller	48	5	12	17	42
Babe Pratt	47	8	7	15	23
Murray Murdoch	48	0	14	14	16
Art Coulter	47	1	5	6	27
Bill Cook	21	1	4	5	2
Joe Cooper	48	0	3	3	42
Eddie Wares	2	2	0	2	0
Clint Smith	2	1	0	1	0
Bryan Hextall	3	0	1	1	0
Ching Johnson	35	0	0	0	20
Joe Krol	1	0	0	0	0
Dave Kerr	48	0	0	0	0
1937-38					
	GP	G	A	PTS	PIM
Cecil Dillon	48	21	18	39	6
Clint Smith	48	14	23	37	0
Neil Colville	45	18	19	37	11
Alex Shibicky	48	16	18	34	26
Lynn Patrick	48	15	19	34	24
Phil Watson	48	7	25	32	52
Mac Colville	48	14	14	28	18
Bryan Hextall	48	17	4	21	6
Babe Pratt	47	5	14	19	56
Butch Keeling	38	8	9	17	12
Ott Heller	48	2	14	16	68
Art Coulter	43	5	10	15	90
Bobby Kirk	39	4	8	12	14
Joe Cooper	46	3	2	5	56
Muzz Patrick	1	0	2	2	0
Frank Boucher	18	0	1	1	2
Dutch Hillier	8	0	1	1	2
Larry Molyneaux	2	0	0	0	2
Dave Kerr	48	0	0	0	0
1938-39					
	GP	G	A	PTS	PIM
Clint Smith	48	21	20	41	2
Neil Colville	48	18	20	38	12
Phil Watson	48	15	22	37	42
Bryan Hextall	48	20	16	36	18
Alex Shibicky	48	24	9	33	24
Lynn Patrick	35	8	21	29	25
Dutch Hillier	48	10	18	28	22
Cecil Dillon	48	12	15	27	6
Mac Colville	48	7	19	26	24
Ott Heller	48	0	23	23	42
Babe Pratt	48	2	19	21	20
George Allen	19	6	6	12	10
Art Coulter	44	4	8	12	58
Muzz Patrick	48	1	10	11	70
Joe Krol	1	1	1	2	0
Bill Carse	1	0	1	1	0
Larry Molyneaux	43	0	1	1	18
Dave Kerr	48	0	0	0	0
1939-40					
	GP	G	A	PTS	PIM
Bryan Hextall	48	24	16	40	52
Neil Colville	48	19	18	37	22
Phil Watson	48	8	28	36	62
Alex Shibicky	44	11	21	32	33
Dutch Hillier	48	13	18	31	57

1939-40 (CONT'D)					
	GP	G	A	PTS	PIM
Kilby MacDonald	45	15	13	28	19
Lynn Patrick	48	12	16	28	34
Clint Smith	41	8	16	24	2
Mac Colville	47	7	14	21	12
Ott Heller	47	4	14	18	28
Alf Pike	47	8	9	17	38
Babe Pratt	48	4	13	17	61
Art Coulter	48	1	9	10	68
Muzz Patrick	44	2	4	6	44
John Polich	1	0	0	0	0
Stan Smith	1	0	0	0	0
Cliff Barton	3	0	0	0	0
Dave Kerr	48	0	0	0	0
1940-41					
	GP	G	A	PTS	PIM
Bryan Hextall	48	26	21	47	16
Lynn Patrick	48	20	24	44	12
Neil Colville	48	14	28	42	28
Phil Watson	40	11	25	36	49
Mac Colville	47	14	17	31	18
Clint Smith	48	14	11	25	0
Alex Shibicky	41	10	15	25	14
Babe Pratt	48	3	17	20	52
Alf Pike	48	6	13	19	23
Art Coulter	36	5	14	19	42
Dutch Hillier	44	8	10	18	20
Ott Heller	48	2	16	18	42
Kilby MacDonald	47	5	6	11	12
Muzz Patrick	47	2	8	10	21
Stan Smith	8	2	1	3	0
Herb Foster	5	1	0	1	0
Bill Allum	1	1	0	1	0
John Polich	2	0	1	1	0
Bill Juzda	5	0	0	0	2
Dave Kerr	48	0	0	0	0
1941-42					
	GP	G	A	PTS	PIM
Bryan Hextall	48	24	32	56	30
Lynn Patrick	47	32	23	55	18
Phil Watson	48	15	37	52	58
Clint Smith	47	10	25	35	4
Alex Shibicky	45	20	14	34	16
Grant Warwick	44	16	17	33	36
Neil Colville	48	8	25	33	37
Mac Colville	46	14	16	30	26
Babe Pratt	47	4	24	28	65
Alf Pike	34	8	19	27	16
Alan Kuntz	31	10	11	21	10
Art Coulter	47	1	16	17	31
Bill Juzda	45	4	8	12	29
Ott Heller	35	6	5	11	22
Hub Macey	9	3	5	8	0
Norm Tustin	18	2	4	6	0
Norm Burns	11	0	4	4	2
Jim Henry	48	0	0	0	0
1942-43					
	GP	G	A	PTS	PIM
Lynn Patrick	50	22	39	61	28
Bryan Hextall	50	27	32	59	28
Phil Watson	47	14	28	42	44
Hank Goldup	35	11	20	31	33
NYR Total	43	12	27	39	37
	50	17	18	35	31
Grant Warwick	47	12	21	33	4
Clint Smith	49	12	12	24	6
Alf Pike	41	6	16	22	48
Scotty Cameron	35	8	11	19	0
Ott Heller	45	4	14	18	14
Vic Myles	45	6	8	14	57
Gus Mancuso	21	6	8	14	13
Joe Shack	20	5	9	14	6
Joe Bell	15	2	5	7	6
Hub Macey	9	3	3	6	0
Gord Davidson	35	2	3	5	4
Lin Bend	8	3	1	4	2
Bill Gooden	12	0	4	4	0
Red Garrett	23	1	1	2	18
Babe Pratt	6	0	2	2	6
Billy Warwick	1	0	1	1	4
Vic Lynn	1	0	0	0	0
Spence Tatchell	1	0	0	0	0
Lionel Bouvrette	1	0	0	0	0
Steve Buzinski	9	0	0	0	0
Bill Beveridge	17	0	0	0	0
Jimmy Franks	23	0	0	0	0
1943-44					
	GP	G	A	PTS	PIM
Bryan Hextall	50	21	33	54	41
Dutch Hillier	50	18	22	40	15
Ott Heller	50	8	27	35	29
Ab DeMarco	38	14	20	34	2
NYR Total	41	14	20	34	2

# REGULAR SEASON SCORING STATISTICS

[1943-44 (CONT'D)]	GP	G	A	PTS	PIM
John Mahaffy	28	9	20	29	0
Ossie Aubuchon	38	16	12	28	4
Total	47	17	12	29	4
Fern Gauthier	33	14	11	25	0
Jack McDonald	43	10	9	19	6
Bill Gooden	41	9	8	17	15
Grant Warwick	18	8	9	17	14
Bucko McDonald	39	5	6	11	14
Total	48	7	10	17	22
Kilby MacDonald	24	7	9	16	4
Bob Dill	28	6	10	16	66
Frank Boucher	15	4	10	14	2
Aldo Palazzari	NYR	1	2	0	2
Total	35	8	3	11	4
Chuck Scherza	NYR	5	3	2	5
Total	14	4	3	7	17
Billy Warwick	13	3	2	5	12
Don Raleigh	15	2	2	4	2
Gord Davidson	16	1	3	4	4
Roger Leger	7	1	2	3	2
Tom Dewar	9	0	2	2	4
Charlie Sands	9	0	2	2	0
Hank Damore	4	1	0	1	2
Archie Fraser	3	0	1	1	0
Jim Jamieson	1	0	1	1	0
Tony Demers	1	0	0	0	0
Henry Dyck	1	0	0	0	0
Max Labovitch	5	0	0	0	4
Jack Mann	3	0	0	0	0
Robert McDonald	1	0	0	0	0
Lloyd Mohns	1	0	0	0	0
Art Strobel	7	0	0	0	0
Harry Lumley	1	0	0	0	0
Ken McAuley	50	0	0	0	0
[1944-45]	GP	G	A	PTS	PIM
Ab DeMarco	50	24	30	54	10
Grant Warwick	42	20	22	42	25
Hank Goldup	48	17	25	42	25
Fred Thurier	50	16	19	35	14
Fred Hunt	44	13	9	22	6
Joe Shack	50	4	18	22	14
Walt Atanas	49	13	8	21	40
Phil Watson	45	11	8	19	24
Ott Heller	45	7	12	19	26
Kilby MacDonald	36	9	6	15	12
Bob Dill	48	9	5	14	69
Bucko McDonald	40	2	9	11	0
Jack Mann	6	3	4	7	0
Bill Moe	35	2	4	6	14
Chuck Scherza	22	2	3	5	18
Guy Labrie	27	2	2	4	14
Neil Colville	4	0	1	1	2
Hal Cooper	8	0	0	0	2
Jim Drummond	2	0	0	0	0
Alex Ritson	1	0	0	0	0
Len Wharton	1	0	0	0	0
Doug Stevenson	4	0	0	0	0
Ken McAuley	46	0	0	0	0
[1945-46]	GP	G	A	PTS	PIM
Ab DeMarco	50	20	27	47	20
Grant Warwick	45	19	18	37	19
Edgar Laprade	49	15	19	34	0
Phil Watson	49	12	14	26	43
Tony Leswick	50	15	9	24	26
Alf Pike	33	7	9	16	18
Alex Shibley	33	10	5	15	12
Lynn Patrick	38	8	6	14	30
Mac Colville	39	7	6	13	8
Cal Gardner	16	8	2	10	2
Neil Colville	49	5	4	9	25
Bill Moe	48	4	4	8	14
Rene Trudell	16	3	5	8	4
Hank Goldup	19	6	1	7	11
Ott Heller	34	2	3	5	14
Church Russell	17	0	5	5	2
Bill Juzda	32	1	3	4	17
Harold Brown	13	2	1	3	2
Hal Laycoe	17	0	2	2	6
Muzz Patrick	24	0	2	2	4
Bryan Hextall	3	0	1	1	0
Alan Kuntz	14	0	1	1	2
Jim Henry	11	0	0	0	0
Chuck Rayner	40	0	0	0	0
[1946-47]	GP	G	A	PTS	PIM
Tony Leswick	59	27	14	41	51
Grant Warwick	54	20	20	40	24
Edgar Laprade	58	15	25	40	9
Bryan Hextall	60	20	10	30	18

[1946-47 (CONT'D)]	GP	G	A	PTS	PIM
Cal Gardner	52	13	16	29	30
Church Russell	54	20	8	28	8
Rene Trudell	59	8	16	24	38
Neil Colville	60	4	16	20	16
Ab DeMarco	44	9	10	19	2
Alf Pike	31	7	11	18	2
Phil Watson	48	6	12	18	17
Bill Moe	59	4	10	14	44
Hal Laycoe	58	1	12	13	25
Joe Bell	47	6	4	10	12
Joe Cooper	59	2	8	10	36
Bill Juzda	45	3	5	8	60
Jean-Paul Lamirande	14	1	1	2	14
Joe Levandoski	8	1	1	2	0
Huddy Bell	1	0	1	1	0
Jean-Paul Denis	6	0	1	1	0
Mac Colville	14	0	0	0	8
Jack Lancia	1	0	0	0	0
Norm Larson	1	0	0	0	0
Mel Read	6	0	0	0	8
Sherman White	1	0	0	0	0
Jim Henry	2	0	0	0	0
Chuck Rayner	58	0	0	0	0
[1947-48]	GP	G	A	PTS	PIM
Buddy O'Connor	60	24	36	60	8
Edgar Laprade	59	13	34	47	7
Tony Leswick	60	24	16	40	76
Phil Watson	54	18	15	33	54
Don Raleigh	52	15	18	33	2
Eddie Kullman	51	15	17	32	32
Grant Warwick	40	17	12	29	28
Cal Gardner	58	7	18	25	71
Bryan Hextall	43	8	14	22	18
Rene Trudell	54	13	7	20	30
Frank Eddolls	58	6	13	19	16
Neil Colville	55	4	12	16	25
Bill Moe	59	1	15	16	31
Bill Juzda	60	3	9	12	70
Ed Slowinski	38	6	5	11	2
Church Russell	19	0	3	3	2
Ron Rowe	5	1	0	1	0
Fred Shero	19	1	0	1	2
Jean-Paul Lamirande	18	0	1	1	6
Hub Anslow	2	0	0	0	0
Herb Foster	1	0	0	0	0
Bing Juckes	2	0	0	0	0
Larry Kwong	1	0	0	0	0
Fern Perreault	2	0	0	0	0
Billy Taylor	2	0	0	0	0
Bob DeCourcy	1	0	0	0	0
Chuck Rayner	12	0	0	0	0
Jim Henry	48	0	0	0	0
[1948-49]	GP	G	A	PTS	PIM
Buddy O'Connor	46	11	24	35	0
Alex Kaleta	56	12	19	31	18
Edgar Laprade	56	18	12	30	12
Pentti Lund	59	14	16	30	16
Tony Leswick	60	13	14	27	70
Don Raleigh	41	10	16	26	8
Dunc Fisher	60	9	16	25	40
Nick Mickoski	54	13	9	22	18
Clint Albright	59	14	5	19	19
Jack Gordon	31	3	9	12	0
Allan Stanley	40	2	8	10	22
Eddie Kullman	18	4	5	9	14
Fred Shero	59	3	6	9	64
Wally Stankowski	60	1	8	9	16
Bill Moe	60	0	9	9	60
Frank Eddolls	34	4	2	6	10
Neil Colville	14	0	5	5	2
Wes Trainor	17	1	2	3	6
Ed Slowinski	20	1	1	2	2
Ray Manson	1	0	1	1	0
Moe Morris	18	0	1	1	6
Al Staley	1	0	1	1	0
Bucky Buchanan	2	0	0	0	0
Val Delory	1	0	0	0	0
Jack Evans	3	0	0	0	4
Emile Francis	2	0	0	0	0
Chuck Rayner	58	0	0	0	2
[1949-50]	GP	G	A	PTS	PIM
Edgar Laprade	60	22	22	44	2
Tony Leswick	69	19	25	44	87
Ed Slowinski	63	14	23	37	12
Don Raleigh	70	12	25	37	11
Dunc Fisher	70	12	21	33	42

# REGULAR SEASON SCORING STATISTICS

1949-50 (CONT'D)						1952-53					
	GP	G	A	PTS	PIM		GP	G	A	PTS	PIM
Buddy O'Connor	66	11	22	33	4	Wally Hergesheimer	70	30	29	59	10
Alex Kaleta	67	17	14	31	40	Paul Ronty	70	16	38	54	20
Pentti Lund	64	18	9	27	18	Nick Mickoski	70	19	16	35	39
Nick Mickoski	47	10	10	20	10	Jack Stoddard	60	12	13	25	29
Pat Egan	70	5	11	16	50	Hy Buller	70	7	18	25	73
Jackie McLeod	38	6	9	15	2	Neil Strain	52	11	13	24	12
Fred Shero	67	2	8	10	71	Don Raleigh	55	4	18	22	2
Bud Poile	28	3	6	9	8	Leo Reise	61	4	15	19	53
Allan Stanley	55	4	4	8	58	Eddie Kullman	70	8	10	18	61
Gus Kyle	70	3	5	8	143	Pete Babando	29	4	4	8	4
Frank Eddolls	58	2	6	8	20	NYR Total	58	9	9	18	18
Jean-Paul Lamirande	16	4	3	7	6		70	5	12	17	52
Jack Lancien	43	1	4	5	27	Harry Howell	67	3	8	11	46
Bing Jukes	14	2	1	3	6	Stephen Kraftcheck	69	2	9	11	45
Odie Lowe	3	1	1	2	0	Dean Prentice	55	6	3	9	20
Don Smith	10	1	1	2	0	Herb Dickenson	11	4	4	8	2
Wally Stanowski	37	1	1	2	10	Aldo Guidolin	30	4	4	8	24
Sherman White	3	0	2	2	0	Ed Slowinski	37	2	5	7	14
Douglas Adam	4	0	1	1	0	George Senick	13	2	3	5	8
Jean-Paul Denis	4	0	1	1	2	Jim Conacher	17	1	4	5	2
Jack Evans	3	0	0	0	2	Ron Murphy	15	3	1	4	0
Jack Gordon	1	0	0	0	0	Edgar Laprade	11	2	1	3	2
Bill Kyle	2	0	0	0	0	Gaye Stewart	18	1	2	3	8
Bill McDonagh	4	0	0	0	2	Jim Ross	11	0	2	2	4
Fern Perreault	1	0	0	0	0	Kelly Burnett	3	1	0	1	0
John Webster	14	0	0	0	4	Aggie Kukulowicz	3	1	0	1	0
Emile Francis	1	0	0	0	0	Andy Bathgate	18	0	1	1	6
Chuck Rayner	69	0	0	0	6	Gord Haworth	2	0	1	1	0
1950-51						Frank Bathgate	2	0	0	0	2
	GP	G	A	PTS	PIM	Mike Labadie	3	0	0	0	0
Reg Sinclair	70	18	21	39	70	Ian Mackintosh	4	0	0	0	4
Don Raleigh	64	15	24	39	18	Jackie McLeod	3	0	0	0	2
Buddy O'Connor	66	16	20	36	0	Chuck Rayner	20	0	0	0	2
Nick Mickoski	64	20	15	35	12	Lorne Worsley	50	0	0	0	2
Eddie Kullman	70	14	18	32	88	1953-54					
Ed Slowinski	69	14	18	32	15		GP	G	A	PTS	PIM
Zellio Toppazzini	55	14	13	27	27	Paul Ronty	70	13	33	46	18
NYR Total	59	14	14	28	27	Don Raleigh	70	15	30	45	16
	70	15	11	26	112	Wally Hergesheimer	66	27	16	43	42
Tony Leswick	42	10	13	23	0	Camille Henry	66	24	15	39	10
Edgar Laprade	70	7	14	21	75	Nick Mickoski	68	19	16	35	22
Allan Stanley	59	4	16	20	6	Max Bentley	57	14	18	32	15
Pentti Lund	70	5	10	15	70	Dean Prentice	52	4	13	17	18
Pat Egan	41	5	10	15	2	Hy Buller	41	3	14	17	40
Jackie McLeod	68	3	8	11	24	Harry Howell	67	7	9	16	58
Frank Eddolls	58	3	4	7	26	Ike Hildebrand	32	6	10	16	12
Wally Stanowski	49	1	5	6	28	Eddie Kullman	70	4	10	14	44
Gus Kyle	64	2	3	5	92	Ivan Irwin	56	2	12	14	109
Bill Kyle	1	0	3	3	0	Doug Bentley	20	2	10	12	2
Ed Harrison	5	1	0	1	0	Bob Chrystal	64	5	5	10	44
NYR Total	14	2	0	2	0	Jack Evans	44	4	4	8	73
	49	1	0	1	95	Leo Reise	70	3	5	8	71
Jack Evans	3	1	0	1	0	Aldo Guidolin	68	2	6	8	51
Vic Howe	4	0	1	1	0	Edgar Laprade	35	1	6	7	2
Jack Gordon	19	0	1	1	8	Andy Bathgate	20	2	2	4	18
Jack Lancien	12	0	0	0	0	Ron Murphy	27	1	3	4	20
Dunc Fisher	1	0	0	0	0	Glen Sonmor	15	2	0	2	17
Dick Kotanen	1	0	0	0	0	Billy Dea	14	1	1	2	2
Robert Wood	1	0	0	0	0	Allan Stanley	10	0	2	2	11
Bill Wylie	5	0	0	0	0	Chick Chalmers	1	0	0	0	0
Emile Francis	1	0	0	0	0	Vic Howe	1	0	0	0	0
Chuck Rayner	66	0	0	0	6	Aggie Kukulowicz	1	0	0	0	0
1951-52						Bill McCreary	2	0	0	0	2
	GP	G	A	PTS	PIM	Johnny Bower	70	0	0	0	0
Don Raleigh	70	19	42	61	14	1954-55					
Ed Slowinski	64	21	22	43	18		GP	G	A	PTS	PIM
Paul Ronty	65	12	31	43	16	Danny Lewicki	70	29	24	53	8
Gaye Stewart	69	15	25	40	22	Andy Bathgate	70	20	20	40	37
Wally Hergesheimer	68	26	12	38	6	Don Raleigh	69	8	32	40	19
Edgar Laprade	70	9	29	38	8	Dean Prentice	70	16	15	31	20
Hy Buller	68	12	23	35	96	Ron Murphy	66	14	16	30	36
Reg Sinclair	69	20	10	30	33	Larry Popein	70	11	17	28	27
Herb Dickenson	37	14	13	27	8	Bill Gadsby	52	8	7	15	42
Eddie Kullman	64	11	10	21	61	NYR Total	70	11	12	23	59
Nick Mickoski	43	7	13	20	20		52	10	7	17	10
Allan Stanley	50	5	14	19	52	Pete Conacher	70	12	11	23	12
Stephen Kraftcheck	58	8	9	17	30	Harry Howell	70	2	14	16	87
Jim Ross	51	2	9	11	25	Bob Chrystal	68	6	9	15	68
Frank Eddolls	42	3	5	8	18	Paul Ronty	54	4	11	15	10
Jack Evans	52	1	6	7	83	Edgar Laprade	60	3	11	14	0
Jack Stoddard	20	4	2	6	2	Nick Mickoski	18	1	14	15	6
Jackie McLeod	13	2	3	5	2	Ivan Irwin	60	0	13	13	85
Clare Martin	15	0	1	1	8	Camille Henry	21	5	2	7	2
NYR Total	46	1	3	4	16	Aldo Guidolin	70	2	5	7	34
	16	1	1	2	4	Wally Hergesheimer	14	4	2	6	4
Jim Conacher	21	1	2	3	2	Vic Howe	29	2	4	6	10
Zellio Toppazzini	16	1	1	2	4	Jack Evans	47	0	5	5	91
Lloyd Ailsby	3	0	0	0	2	Bill Ezinicki	16	2	2	4	22
Lorne Anderson	3	0	0	0	0	Lou Fontinato	28	2	2	4	60
Emile Francis	14	0	0	0	0	Jackie McLeod	11	1	1	2	2
Chuck Rayner	53	0	0	0	4						

# REGULAR SEASON SCORING STATISTICS

1954-55 (CONT'D)	GP	G	A	PTS	PIM
Bill McCreary	8	0	2	2	0
Allan Stanley	12	0	2	2	2
Dick Bouchard	1	0	0	0	0
Ron Howell	3	0	0	0	0
Glen Sonmor	13	0	0	0	4
Johnny Bower	5	0	0	0	0
Lorne Worsley	65	0	0	0	2

1955-56	GP	G	A	PTS	PIM
Andy Bathgate	70	19	47	66	59
Dave Creighton	70	20	31	51	43
Bill Gadsby	70	9	42	51	84
Danny Lewicki	70	18	27	45	26
Ron Murphy	66	16	28	44	69
Dean Prentice	70	24	18	42	47
Wally Hergesheimer	70	22	18	40	26
Larry Popein	64	14	25	39	37
Andy Heberton	70	24	14	38	8
Bronco Horvath	66	12	17	29	38
Pete Conacher	41	11	11	22	8
Lou Fontinato	70	3	15	18	206
Harry Howell	70	3	15	18	77
Don Raleigh	29	1	12	13	4
Jean-Guy Gendron	63	5	7	12	38
Jack Evans	70	2	9	11	99
Aldo Guidolin	14	1	0	1	8
Jim Bartlett	12	0	1	1	8
Ivan Irwin	34	0	1	1	20
Ron Howell	1	0	0	0	0
Lorne Worsley	70	0	0	0	2

1956-57	GP	G	A	PTS	PIM
Andy Bathgate	70	27	50	77	60
Andy Heberton	70	21	23	44	15
Dean Prentice	68	19	23	42	38
Bill Gadsby	70	4	37	41	72
Dave Creighton	70	18	21	39	40
Danny Lewicki	70	18	20	38	47
Larry Popein	67	11	19	30	20
Camille Henry	36	14	15	29	2
Red Sullivan	42	6	17	23	36
Ron Murphy	33	7	12	19	14
Gerry Foley	69	7	9	16	48
Jean-Guy Gendron	70	9	6	15	38
Parker MacDonald	45	7	8	15	24
Lou Fontinato	70	3	12	15	139
Harry Howell	65	2	10	12	70
Larry Cahan	61	5	4	9	65
Jack Evans	70	3	6	9	116
Bruce Cline	30	2	3	5	10
Bronco Horvath	7	1	2	3	4
Johnny Bower	2	0	0	0	0
Lorne Worsley	68	0	0	0	19

1957-58	GP	G	A	PTS	PIM
Andy Bathgate	65	30	48	78	42
Camille Henry	70	32	24	56	0
Dave Creighton	70	17	35	52	40
Bill Gadsby	65	14	32	46	48
Red Sullivan	70	11	35	46	61
Andy Heberton	70	21	24	45	17
Larry Popein	70	12	22	34	22
Danny Lewicki	70	11	19	30	26
Jean-Guy Gendron	70	10	17	27	66
Dean Prentice	38	13	9	22	14
Parker MacDonald	70	8	10	18	28
Jack Evans	70	4	8	12	108
Harry Howell	70	4	7	11	62
Lou Fontinato	70	3	8	11	152
Hank Ciesla	62	2	6	8	14
Gerry Foley	68	2	5	7	39
Larry Cahan	40	1	1	2	18
Ivan Irwin	1	0	0	0	0
Marcel Paille	33	0	0	0	0
Lorne Worsley	37	0	0	0	10

1958-59	GP	G	A	PTS	PIM
Andy Bathgate	70	40	44	88	48
Red Sullivan	70	21	42	63	54
Andy Heberton	70	33	29	62	8
Camille Henry	70	23	35	58	2
Bill Gadsby	70	5	46	51	56
Dean Prentice	70	17	33	50	11
Larry Popein	61	13	21	34	28
Eddie Shack	67	7	14	21	105
Jim Bartlett	70	11	9	20	118
Hank Ciesla	69	6	14	20	21
Harry Howell	70	4	10	14	101
Les Colwill	69	7	6	13	16
Lou Fontinato	64	7	6	13	149
John Hanna	70	1	10	11	83
Wally Hergesheimer	22	3	0	3	6

1958-59 (CONT'D)	GP	G	A	PTS	PIM
Jack Bowmass	35	1	2	3	20
Earl Ingarfield	35	1	2	3	6
Larry Cahan	16	1	0	1	8
Julian Klymkiw	1	0	0	0	0
Marcel Paille	1	0	0	0	0
Bruce Gamble	2	0	0	0	0
Lorne Worsley	67	0	0	0	10

1959-60	GP	G	A	PTS	PIM
Andy Bathgate	70	26	48	74	28
Dean Prentice	70	32	34	66	43
Andy Heberton	70	19	27	46	4
Red Sullivan	70	12	25	37	81
Larry Popein	66	14	22	36	16
Bill Gadsby	65	9	22	31	60
Ken Schinkel	69	13	16	29	27
Brian Cullen	64	8	21	29	6
Camille Henry	49	12	15	27	6
Eddie Shack	62	8	10	18	110
Bob Kabel	43	5	11	16	30
Harry Howell	67	7	6	13	58
Lou Fontinato	64	2	11	13	134
Jim Bartlett	44	8	4	12	48
John Hanna	61	4	8	12	87
Jack Bowmass	37	2	5	7	34
Art Stratton	18	2	5	7	2
Mel Pearson	23	1	5	6	13
Earl Ingarfield	20	1	2	3	2
Irv Spencer	32	1	2	3	20
Bill Sweeney	4	1	0	1	0
Ian Cushman	17	0	1	1	22
Dave Balon	4	0	0	0	0
Parker MacDonald	4	0	0	0	0
Noel Price	7	0	0	0	2
Joe Schaefer	1	0	0	0	0
Jack McCartan	4	0	0	0	0
Al Rollins	10	0	0	0	0
Marcel Paille	17	0	0	0	0
Lorne Worsley	39	0	0	0	12

1960-61	GP	G	A	PTS	PIM
Andy Bathgate	70	29	48	77	22
Andy Heberton	70	26	28	54	10
Camille Henry	53	28	25	53	8
Dean Prentice	56	20	25	45	17
Red Sullivan	70	9	31	40	64
Bill Gadsby	65	9	26	35	49
Earl Ingarfield	66	13	21	34	18
Brian Cullen	42	11	19	30	6
Johnny Wilson	56	14	12	26	24
NYR Total	59	14	13	27	24
Pat Hannigan	53	11	9	20	24
Ted Hampson	69	6	14	20	4
Harry Howell	70	7	10	17	62
Floyd Smith	29	5	9	14	0
John Hanna	46	1	8	9	34
Irv Spencer	56	1	8	9	30
Ken Schinkel	38	2	6	8	18
Don Johns	63	1	7	8	34
Jim Morrison	19	1	6	7	6
Orland Kurtenbach	11	0	6	6	2
Lou Fontinato	53	2	3	5	100
Jean Ratelle	3	2	1	3	0
Len Ronson	13	2	1	3	10
Dave Balon	13	1	2	3	8
Eddie Shack	12	1	2	3	17
Danny Belisle	4	2	0	2	0
Bob Kabel	4	0	2	2	2
Al LeBrun	4	0	2	2	4
Bob Cunningham	3	0	1	1	0
Rod Gilbert	1	0	1	1	2
Larry Popein	4	0	1	1	0
Wayne Hall	4	0	0	0	0
Ron Hutchinson	9	0	0	0	0
Phil Latreille	4	0	0	0	2
Noel Price	1	0	0	0	2
Leon Rochefort	1	0	0	0	0
Joe Schaefer	1	0	0	0	0
Marcel Paille	4	0	0	0	0
Jack McCartan	8	0	0	0	0
Lorne Worsley	59	0	0	0	10

1961-62	GP	G	A	PTS	PIM
Andy Bathgate	70	28	56	84	44
Dean Prentice	68	22	38	60	20
Earl Ingarfield	70	26	31	57	18
Andy Heberton	70	18	24	42	10
Camille Henry	60	23	15	38	8
Doug Harvey	69	6	24	30	42
Ken Schinkel	65	7	21	28	17
Ted Hampson	68	4	24	28	10

# REGULAR SEASON SCORING STATISTICS

1961-62 (CONT'D)		GP	G	A	PTS	PIM
Jean-Guy Gendron		69	14	11	25	71
Albert Langlois		69	7	18	25	90
Pat Hannigan		56	8	14	22	34
Harry Howell		66	6	15	21	89
Dave Balon		30	4	11	15	11
Johnny Wilson		40	11	3	14	14
Jean Ratelle		31	4	8	12	4
Irv Spencer		43	2	10	12	31
Pete Goegan	NYR	7	0	2	2	6
Total		46	5	7	12	30
Larry Cahan		57	2	7	9	85
Vic Hadfield		44	3	1	4	22
Jack Bownass		4	0	0	0	4
Bob Cunningham		1	0	0	0	0
Rod Gilbert		1	0	0	0	0
Mel Pearson		3	0	0	0	2
Dave Dryden		1	0	0	0	0
Dan Olesевич		1	0	0	0	0
Marcel Paille		10	0	0	0	0
Lorne Worsley		60	0	0	0	12

1962-63		GP	G	A	PTS	PIM
Andy Bathgate		70	35	46	81	54
Camille Henry		60	37	23	60	8
Don McKenney	NYR	21	8	16	24	4
Total		62	22	35	57	6
Earl Ingarfield		69	19	24	43	30
Doug Harvey		68	4	35	39	92
Dean Prentice		49	13	25	38	18
Andy Heberton		70	15	22	37	8
Rod Gilbert		70	11	20	31	20
Harry Howell		70	5	20	25	55
Dave Balon		70	11	13	24	72
Bronco Horvath		41	7	15	22	34
Jean Ratelle		47	11	9	20	8
Larry Cahan		56	6	14	20	47
Jim Neilson		69	5	11	16	36
Albert Langlois		60	2	14	16	62
Ken Schinkel		69	6	9	15	15
Vic Hadfield		36	5	6	11	32
Leon Rochefort		23	5	4	9	6
Ted Hampson		47	4	2	6	2
Don Johns		6	0	4	4	4
Bryan Hextall Jr.		21	0	2	2	8
Ralph Keller		3	1	0	1	6
Mel Pearson		5	1	0	1	4
Duane Rupp		2	0	0	0	0
Marcel Pelletier		2	0	0	0	0
Marcel Paille		3	0	0	0	0
Lorne Worsley		67	0	0	0	14

1963-64		GP	G	A	PTS	PIM
Phil Goyette		67	24	41	65	15
Rod Gilbert		70	24	40	64	62
Andy Bathgate		56	16	43	59	26
Camille Henry		68	29	26	55	8
Harry Howell		70	5	31	36	75
Jim Neilson		69	5	24	29	93
Bob Nevin	NYR	14	5	4	9	9
Total		63	12	16	28	35
Earl Ingarfield		63	15	11	26	26
Don McKenney		55	9	17	26	9
Vic Hadfield		69	14	11	25	151
Val Fonteyne		69	7	18	25	4
Dick Duff	NYR	14	4	4	8	2
Total		66	11	14	25	61
Don Marshall		70	11	12	23	8
Ron Ingram	NYR	16	1	3	4	8
Total		66	4	9	13	58
Larry Cahan		53	4	8	12	80
Don Johns		57	1	9	10	26
Dick Meissner		35	3	5	8	0
Jean Ratelle		15	0	7	7	6
Albert Langlois		44	4	2	6	32
Dave Richardson		34	3	1	4	21
Doug Harvey		14	0	2	2	10
Marc Dufour		10	1	0	1	2
Howie Glover		25	1	0	1	9
Mike McMahon		18	0	1	1	16
Rod Seiling		2	0	1	1	0
Gord Labossiere		15	0	0	0	8
Sandy McGregor		2	0	0	0	0
Ken Schinkel		4	0	0	0	0
Gilles Villemure		5	0	0	0	0
Jacques Plante		65	0	0	0	6

1964-65		GP	G	A	PTS	PIM
Rod Gilbert		70	25	36	61	54
Phil Goyette		52	12	34	46	6
Vic Hadfield		70	18	20	38	102
Camille Henry		48	21	15	36	18

1964-65 (CONT'D)		GP	G	A	PTS	PIM
Don Marshall		69	20	15	35	2
Jean Ratelle		54	14	21	35	14
Doug Robinson		21	8	14	22	2
Total		61	10	23	33	10
Bob Nevin		64	16	14	30	28
Earl Ingarfield		69	15	13	28	40
Rod Seiling		68	4	22	26	44
Harry Howell		68	2	20	22	63
Bill Hicke	NYR	40	6	11	17	26
Total		57	6	12	18	32
Lou Angotti		70	9	8	17	20
Jim Neilson		62	0	13	13	54
Dick Duff		29	3	9	12	20
Arnie Brown		58	1	11	12	145
Wayne Hillman	NYR	22	1	7	8	26
Total		41	1	8	9	34
John Brenneman	NYR	22	3	3	6	6
Total		39	4	3	7	8
Larry Cahan		26	0	5	5	32
Jim Mikel		30	1	3	4	6
Val Fonteyne		27	0	1	1	2
Don Johns		22	0	1	1	4
Dave Richardson		7	0	1	1	2
Marcel Paille		39	0	1	1	2
Jacques Plante		33	0	1	1	6
Marc Dufour		2	0	0	0	0
Trevor Fahey		1	0	0	0	0
Sandy Fitzpatrick		4	0	0	0	2
Ron Ingram		3	0	0	0	2
Jim Johnson		1	0	0	0	0
Gord Labossiere		1	0	0	0	0
Mike McMahon		1	0	0	0	0
Dick Meissner		1	0	0	0	0
Mel Pearson		5	0	0	0	4
Bob Plager		10	0	0	0	18
Ulf Sterner		4	0	0	0	0
Billy Taylor		2	0	0	0	0
Ted Taylor		4	0	0	0	4

1965-66		GP	G	A	PTS	PIM
Bob Nevin		69	29	33	62	10
Don Marshall		69	26	28	54	6
Jean Ratelle		67	21	30	51	10
Phil Goyette		60	11	31	42	4
Earl Ingarfield		68	20	16	36	37
Vic Hadfield		69	16	19	35	117
Reggie Fleming	NYR	35	10	14	24	124
Total		69	14	20	34	166
Harry Howell		70	4	29	33	92
Bill Hicke		49	9	18	27	21
Rod Gilbert		34	10	15	25	20
Jim Neilson		65	4	19	23	84
Doug Robinson		51	8	12	20	8
Wayne Hillman		68	3	17	20	70
Rod Seiling		52	5	10	15	24
Mike McMahon		41	0	12	12	32
John McKenzie		35	6	5	11	36
Garry Peters		63	7	3	10	42
Arnie Brown		64	1	7	8	106
Bob Plager		18	0	5	5	22
Lou Angotti		21	2	2	4	2
Ray Cullen		8	1	3	4	0
Paul Andrea		4	1	1	2	0
Cesare Maniago		28	0	2	2	2
Jim Johnson		5	1	0	1	0
Ted Taylor		4	0	1	1	2
John Brenneman		11	0	0	0	14
Al Hamilton		4	0	0	0	0
Al LeBrun		2	0	0	0	0
Dunc McCallum		2	0	0	0	2
Larry Mickey		7	0	0	0	0
Don Simmons		12	0	0	0	0
Ed Giacomin		35	0	0	0	8

1966-67		GP	G	A	PTS	PIM
Phil Goyette		70	12	49	61	6
Rod Gilbert		64	28	18	46	12
Don Marshall		70	24	22	46	4
Bob Nevin		67	20	24	44	6
Bernie Geoffrion		58	17	25	42	42
Harry Howell		70	12	28	40	54
Orland Kurtenbach		60	11	25	36	58
Earl Ingarfield		67	12	22	34	10
Vic Hadfield		69	13	20	33	80
Reggie Fleming		61	15	16	31	146
Jim Neilson		62	4	11	15	68
Wayne Hillman		67	2	12	14	43
Arnie Brown		69	2	10	12	59
Jean Ratelle		41	6	5	11	4
Ken Schinkel		20	6	3	9	0

# REGULAR SEASON SCORING STATISTICS

1966-67 (CONT'D)					
GP	G	A	PTS	PIM	
Bill Hicke	48	3	4	7	11
Red Berenson	30	0	5	5	2
Al MacNeil	58	0	4	4	44
Rod Seiling	12	1	1	2	6
Jim Johnson	2	0	0	0	0
Larry Mickey	8	0	0	0	2
Bob Plager	1	0	0	0	0
Doug Robinson	1	0	0	0	0
Cesare Maniago	6	0	0	0	0
Ed Giacomini	68	0	0	0	8
1967-68					
GP	G	A	PTS	PIM	
Jean Ratelle	74	32	46	78	18
Rod Gilbert	73	29	48	77	12
Phil Goyette	72	25	40	65	10
Bob Nevin	74	28	30	58	20
Don Marshall	70	19	30	49	2
Vic Hadfield	59	20	19	39	45
Orland Kurtenbach	73	15	20	35	82
Jim Neilson	67	6	29	35	60
Harry Howell	74	5	24	29	60
Arnie Brown	74	1	25	26	85
Ron Stewart	55	7	7	14	19
Nyr Total	74	14	12	26	30
	73	17	7	24	132
Reggie Fleming	59	5	16	21	11
Bernie Geoffrion	36	8	12	20	0
Camille Henry	71	5	11	16	44
Rod Seiling	47	2	4	6	15
Larry Jeffrey	62	0	5	5	46
Wayne Hillman	19	2	1	3	2
Red Berenson	4	0	2	2	0
Larry Mickey	4	0	0	0	2
Ron Atwell	2	0	0	0	0
Al Hamilton	2	0	0	0	0
Walt Tkaczuk	2	0	0	0	0
Gilles Villemure	4	0	0	0	0
Don Simmons	5	0	0	0	0
Ed Giacomini	66	0	0	0	4
1968-69					
GP	G	A	PTS	PIM	
Jean Ratelle	75	32	46	78	26
Rod Gilbert	66	28	49	77	22
Vic Hadfield	73	26	40	66	108
Bob Nevin	71	31	25	56	14
Phil Goyette	67	13	32	45	8
Jim Neilson	76	10	34	44	95
Don Marshall	74	20	19	39	12
Walt Tkaczuk	71	12	24	36	28
Dave Balon	75	10	21	31	57
Ron Stewart	75	18	11	29	20
Brad Park	54	3	23	26	70
Arnie Brown	74	10	12	22	50
Rod Seiling	73	4	17	21	75
Reggie Fleming	72	8	12	20	138
Harry Howell	56	4	7	11	36
Larry Jeffrey	75	1	6	7	12
Dennis Hextall	13	1	4	5	25
Bob Blackburn	11	0	0	0	0
Bill Fairbairn	1	0	0	0	0
Al Hamilton	16	0	0	0	8
Bob Jones	2	0	0	0	0
Orland Kurtenbach	2	0	0	0	2
Wayne Rivers	4	0	0	0	0
Guy Trottier	2	0	0	0	0
Gilles Villemure	4	0	0	0	0
Don Simmons	5	0	0	0	0
Ed Giacomini	70	0	0	0	2
1969-70					
GP	G	A	PTS	PIM	
Walt Tkaczuk	76	27	50	77	38
Jean Ratelle	75	32	42	74	28
Dave Balon	76	33	37	70	100
Bill Fairbairn	76	23	33	56	23
Vic Hadfield	71	20	34	54	69
Rod Gilbert	72	16	37	53	22
Bob Nevin	68	18	19	37	8
Brad Park	60	11	26	37	98
Arnie Brown	73	15	21	36	78
Ted Irvine	17	0	3	3	10
Nyr Total	75	11	16	27	38
	76	5	21	26	68
Rod Seiling	76	14	10	24	14
Ron Stewart	57	9	15	24	6
Don Marshall	62	3	20	23	75
Jim Neilson	15	1	5	6	16
Tim Horton	59	3	19	22	107
Juha Widing	44	7	7	14	10
Orland Kurtenbach	53	4	10	14	47
Real Lemieux	55	4	6	10	51
Al Hamilton	59	0	5	5	54
Jack Eggers	6	3	0	3	2

1969-70 (CONT'D)					
GP	G	A	PTS	PIM	
Don Luce	12	1	2	3	8
Larry Brown	15	0	3	3	8
Ed Giacomini	70	0	2	2	2
Terry Sawchuk	8	0	1	1	0
Don Blackburn	3	0	0	0	0
Ab DeMarco	3	0	0	0	0
Mike Robitaille	4	0	0	0	8
1970-71					
GP	G	A	PTS	PIM	
Walt Tkaczuk	77	26	49	75	48
Jean Ratelle	78	26	46	72	14
Rod Gilbert	78	30	31	61	65
Dave Balon	78	36	24	60	34
Pete Stenkowski	68	16	29	45	61
Nyr Total	78	18	31	49	69
	27	12	13	25	4
Bruce MacGregor	74	18	29	47	22
Nyr Total	78	21	25	46	10
	63	22	22	44	38
Bob Nevin	68	7	37	44	114
Vic Hadfield	76	20	18	38	137
Brad Park	77	8	24	32	69
Ted Irvine	77	7	23	30	32
Jim Neilson	56	5	22	27	34
Bill Fairbairn	68	5	22	27	34
Rod Seiling	78	2	18	20	57
Tim Horton	14	0	7	7	23
Dale Rolfe	58	3	16	19	71
Nyr Total	60	7	10	17	50
	48	3	12	15	24
Jack Eggers	31	2	0	2	52
Arnie Brown	77	10	3	13	148
Glen Sather	76	5	6	11	19
Nyr Total	71	1	2	3	21
	7	1	2	3	11
Ron Stewart	31	1	1	2	10
Syl Apps	11	1	1	2	7
Andre Dupont	27	0	2	2	6
Larry Brown	2	0	1	1	0
Mike Robitaille	9	0	1	1	0
Jim Krulicki	1	0	1	1	0
Ab DeMarco	1	0	0	0	0
Don Luce	34	0	0	0	0
Don Blackburn	45	0	0	0	4
Gilles Villemure	45	0	0	0	0
Ed Giacomini	45	0	0	0	0
1971-72					
GP	G	A	PTS	PIM	
Jean Ratelle	63	46	63	109	4
Vic Hadfield	78	50	56	106	142
Rod Gilbert	73	43	54	97	64
Brad Park	75	24	49	73	130
Walt Tkaczuk	76	24	42	66	65
Bill Fairbairn	78	22	37	59	53
Bobby Rousseau	78	21	36	57	12
Rod Seiling	78	5	36	41	62
Bruce MacGregor	75	19	21	40	22
Jim Neilson	78	7	30	37	56
Ted Irvine	78	15	21	36	66
Pete Stenkowski	59	11	17	28	53
Phil Goyette	8	1	4	5	0
Nyr Total	37	3	21	24	14
	1	0	0	0	0
Jim Dorey	51	4	19	23	56
Nyr Total	60	8	8	16	25
	75	11	10	21	34
Dale Rolfe	68	2	14	16	67
Glen Sather	76	5	9	14	77
Gary Doak	50	1	10	11	54
Nyr Total	56	1	11	12	77
	48	4	7	11	4
Ab DeMarco	16	4	5	9	2
Dave Balon	34	3	3	6	20
Pierre Jarry	13	0	2	2	2
Ron Stewart	55	3	3	6	12
Nyr Total	17	2	1	3	14
	44	0	3	3	4
Ed Giacomini	37	0	2	2	6
Gilles Villemure	3	0	1	1	0
Norm Gratton	5	0	0	0	0
Jim Lorentz	1	0	0	0	0
Mike McMahon	3	0	0	0	0
Tom Williams	3	0	0	0	2
1972-73					
GP	G	A	PTS	PIM	
Jean Ratelle	78	41	53	94	12
Rod Gilbert	76	25	59	84	25
Walt Tkaczuk	76	27	39	66	59
Bill Fairbairn	78	30	33	63	23
Vic Hadfield	63	28	34	62	60
Pete Stenkowski	78	22	37	59	71
Steve Vickers	61	30	23	53	37
Brad Park	52	10	43	53	51
Mike Murphy	15	4	4	8	5
Nyr Total	79	22	31	53	53
	78	8	37	45	14

# REGULAR SEASON SCORING STATISTICS

[1972-73 (CONT'D)]					
Rod Seiling	72	9	33	42	36
Dale Rolfe	72	7	25	32	74
Bruce MacGregor	52	14	12	26	12
Glen Sather	77	11	15	26	64
Ted Irvine	53	8	12	20	54
Jim Neilson	52	4	16	20	35
Gene Carr	50	9	10	19	50
Ab DeMarco	51	4	13	17	15
Ron Harris	47	3	10	13	17
Bert Marshall	8	0	0	0	14
NYR Total	63	2	6	8	85
Ed Giacomin	43	0	2	2	6
Randy Legge	12	0	2	2	2
Jerry Butler	8	1	0	1	4
Bill Heindl	4	1	0	1	0
Larry Sacharuk	8	1	0	1	0
Curt Bennett	16	0	1	1	11
Sheldon Kannegiesser	3	0	1	1	4
NYR Total	6	0	1	1	4
Ron Stewart	11	0	1	1	0
Tom Williams	8	0	1	1	0
Peter McDuffe	1	0	0	0	0
Gilles Villemure	34	0	0	0	2
[1973-74]					
GP	G	A	PTS	PIM	
Brad Park	78	25	57	82	148
Rod Gilbert	75	36	41	77	20
Pete Stelmowski	78	25	45	70	74
Jean Ratelle	68	28	39	67	16
Walt Tkaczuk	71	21	42	63	58
Bill Fairbairn	78	18	44	62	12
Steve Vickers	75	34	24	58	18
Vic Hadfield	77	27	28	55	75
Bobby Rousseau	72	10	41	51	4
Ted Irvine	75	26	20	46	105
Bruce MacGregor	66	17	27	44	6
Gilles Marotte	46	2	17	19	28
NYR Total	68	3	28	31	51
Rod Seiling	68	7	23	30	32
Jerry Butler	26	6	10	16	24
Dale Rolfe	48	3	12	15	56
Ron Harris	63	2	12	14	25
Jim Neilson	72	4	7	11	38
Larry Sacharuk	23	2	4	6	4
Gene Carr	29	1	5	6	15
Jack Egers	28	1	3	4	6
Sheldon Kannegiesser	12	1	3	4	6
Mike Murphy	16	2	1	3	0
Tom Williams	14	1	2	3	4
Bert Wilson	5	1	1	2	2
Ed Giacomin	56	0	1	1	4
Real Lemieux	8	0	0	0	0
Glen Sather	2	0	0	0	0
Peter McDuffe	6	0	0	0	0
Gilles Villemure	21	0	0	0	0
[1974-75]					
GP	G	A	PTS	PIM	
Rod Gilbert	76	36	61	97	22
Jean Ratelle	79	36	55	91	26
Steve Vickers	80	41	48	89	64
Bill Fairbairn	80	24	37	61	10
Pete Stelmowski	77	24	35	59	63
Brad Park	65	13	44	57	104
Derek Sanderson	75	25	25	50	106
Ron Greschner	70	8	37	45	93
Greg Polis	76	26	15	41	55
Rick Middleton	47	22	18	40	19
Walt Tkaczuk	62	11	25	36	34
Gilles Marotte	77	4	32	36	69
Ted Irvine	79	17	17	34	66
Jerry Butler	78	17	16	33	102
Nick Beverley	67	3	15	18	19
John Bednarski	35	1	10	11	37
Dale Rolfe	42	1	8	9	30
Ron Harris	34	1	7	8	22
Bert Wilson	61	5	1	6	66
Bobby Rousseau	8	2	2	4	0
Bob MacMillan	22	1	2	3	4
Dave Maloney	4	0	2	2	0
Joe Zanussi	8	0	2	2	4
Jerry Holland	1	1	0	1	0
Hartland Monahan	6	0	1	1	4
Rod Seiling	4	0	1	1	0
Curt Ridley	2	0	0	0	0
Dunc Wilson	3	0	0	0	0
NYR Total	28	0	0	0	6
Ed Giacomin	37	0	0	0	20
Gilles Villemure	45	0	0	0	0
[1975-76]					
GP	G	A	PTS	PIM	
Rod Gilbert	70	36	50	86	32

[1975-76 (CONT'D)]					
Steve Vickers	80	30	53	83	40
Phil Esposito	62	29	38	67	28
NYR Total	74	35	48	83	36
Carol Vadnais	64	20	30	50	104
NYR Total	76	22	35	57	121
Rick Middleton	77	24	26	50	14
Wayne Dillon	79	21	24	45	10
Pete Stelmowski	75	13	28	41	49
Greg Polis	79	15	21	36	77
Pat Hickey	70	14	22	36	36
Walt Tkaczuk	78	8	28	36	56
Bill Fairbairn	80	13	15	28	8
Ron Greschner	77	6	21	27	93
Gilles Marotte	57	4	17	21	34
Jean Ratelle	13	5	10	15	2
Larry Sacharuk	42	6	7	13	14
Jerry Holland	36	7	4	11	6
John Bednarski	59	1	8	9	77
Nick Beverley	63	1	8	9	46
Bill Collins	50	4	4	8	38
Brad Park	13	2	4	6	23
Dave Maloney	21	1	3	4	66
Doug Jarrett	45	0	4	4	19
Eddie Johnstone	10	2	1	3	4
John Davidson	56	0	2	2	8
Ron Harris	3	0	1	1	0
Doug Soetaert	8	0	1	1	0
Greg Holst	2	0	0	0	0
Dale Lewis	8	0	0	0	0
Derek Sanderson	8	0	0	0	4
Ed Giacomin	4	0	0	0	0
Dunc Wilson	20	0	0	0	11
[1976-77]					
GP	G	A	PTS	PIM	
Phil Esposito	80	34	46	80	52
Rod Gilbert	77	27	48	75	50
Ken Hodge	78	21	41	62	43
Don Murdoch	59	32	24	56	47
Steve Vickers	75	22	31	53	26
Walt Tkaczuk	80	12	38	50	38
Carol Vadnais	74	11	37	48	131
Ron Greschner	80	11	36	47	89
Wayne Dillon	78	17	29	46	33
Mike McEwen	80	14	29	43	38
Pat Hickey	80	23	17	40	35
Greg Polis	77	16	23	39	44
Bill Goldsaworthy	61	10	12	22	43
NYR Total	77	12	15	27	49
Dave Maloney	66	3	18	21	100
Dave Farrish	80	2	17	19	102
Dan Newman	41	9	8	17	37
Pete Stelmowski	61	2	13	15	8
Nick Fotiu	70	4	8	12	174
Bill Fairbairn	9	1	2	3	0
Mark Heaslip	19	1	0	1	31
John Bednarski	5	0	0	0	0
Nick Beverley	9	0	0	0	2
Greg Holst	5	0	0	0	0
Larry Huras	2	0	0	0	0
Doug Jarrett	9	0	0	0	4
Larry Sacharuk	2	0	0	0	0
Dave Tataryn	2	0	0	0	0
Doug Soetaert	12	0	0	0	0
John Davidson	39	0	0	0	6
Gilles Gratton	41	0	0	0	13
[1977-78]					
GP	G	A	PTS	PIM	
Phil Esposito	78	38	43	81	53
Pat Hickey	80	40	33	73	47
Ron Greschner	78	24	48	72	100
Walt Tkaczuk	80	26	40	66	30
Steve Vickers	79	19	44	63	30
Don Murdoch	66	27	28	55	41
Carol Vadnais	80	6	40	46	115
Ron Duguay	71	20	20	40	43
Lucien DeBlois	71	22	8	30	27
Eddie Johnstone	53	13	13	26	44
Greg Polis	37	7	16	23	12
Dave Maloney	56	2	19	21	63
Wayne Dillon	59	5	13	18	15
Mike McEwen	57	5	13	18	52
Dan Newman	59	5	13	18	22
Mark Heaslip	29	5	10	15	34
Don Awrey	78	2	8	10	38
Nick Fotiu	59	2	7	9	105
Rod Gilbert	19	2	7	9	6
Dave Farrish	66	3	5	8	62
Ken Hodge	18	2	4	6	8
Dallas Smith	29	1	4	5	23
Jerry Byers	7	2	1	3	0



# REGULAR SEASON SCORING STATISTICS

1977-78 (CONT'D)	GP	G	A	PTS	PIM
Mario Marois	8	1	1	2	15
Bill Goldsworthy	7	0	1	1	12
Wayne Thomas	41	0	1	1	9
Benoit Gosselin	7	0	0	0	33
Greg Hickey	1	0	0	0	0
Greg Holst	4	0	0	0	0
Mike Keating	1	0	0	0	0
Bud Stefanski	1	0	0	0	0
Hardy Astrom	4	0	0	0	0
Doug Soetaert	6	0	0	0	0
John Davidson	34	0	0	0	10

1978-79	GP	G	A	PTS	PIM
Phil Esposito	80	42	36	78	37
Anders Hedberg	80	33	45	78	33
Pat Hickey	80	34	41	75	56
Ulf Nilsson	59	27	39	66	21
Ron Duguay	79	27	36	63	35
Mike McEwen	80	20	38	58	35
Ron Greschner	60	17	36	53	66
Steve Vickers	66	13	34	47	24
Carol Vadnais	77	8	37	45	86
Walt Tkaczuk	77	15	27	42	38
Don Murdoch	40	15	22	37	6
Pierre Plante	70	6	25	31	37
Mario Marois	71	5	26	31	153
Dean Talafous	68	13	16	29	29
Lucien DeBlois	62	11	17	28	26
Dave Maloney	76	11	17	28	151
Don Maloney	28	9	17	26	39
Dave Farrish	71	1	19	20	61
Eddie Johnstone	30	5	3	8	27
Nick Fotiu	71	3	5	8	190
Greg Polis	6	1	1	2	8
Dan Clark	4	0	1	1	6
Mike Korney	18	0	1	1	18
Frank Beaton	2	0	0	0	0
Tim Bothwell	1	0	0	0	2
Andre Dore	2	0	0	0	0
Mike McDougal	1	0	0	0	0
Dean Turner	1	0	0	0	0
Doug Soetaert	17	0	0	0	0
Wayne Thomas	31	0	0	0	0
John Davidson	39	0	0	0	12

1979-80	GP	G	A	PTS	PIM
Phil Esposito	80	34	44	78	73
Don Maloney	79	25	48	73	97
Anders Hedberg	80	32	39	71	21
Barry Beck	61	14	45	59	98
NYR Total	71	15	50	65	106
Steve Vickers	75	29	33	62	38
Ron Greschner	76	21	37	58	103
Ulf Nilsson	50	14	44	58	20
Ron Duguay	73	28	22	50	37
Don Murdoch	56	23	19	42	16
Dave Maloney	77	12	25	37	186
Walt Tkaczuk	76	12	25	37	36
Eddie Johnstone	78	14	21	35	60
Mario Marois	79	8	23	31	142
Dean Talafous	55	10	20	30	26
Carol Vadnais	66	3	20	23	118
Cam Connor	12	0	3	3	37
NYR Total	50	7	16	23	173
Warren Miller	55	7	6	13	17
Claude Larose	25	4	7	11	2
Doug Sullivan	31	4	7	11	2
Tim Bothwell	45	4	6	10	20
Mike McEwen	9	1	7	8	8
Jocelyn Guevremont	20	2	5	7	6
Pat Conacher	17	0	5	5	4
Lucien DeBlois	6	3	1	4	7
Pat Hickey	7	2	1	4	10
Frank Beaton	23	1	1	2	43
Ray Markham	14	1	1	2	21
John Davidson	41	0	2	2	2
Ed Hospodar	20	0	1	1	76
Andre Dore	2	0	0	0	0
Bill Lochhead	7	0	0	0	4
Jim Mayer	4	0	0	0	0
Dave Silk	2	0	0	0	0
Doug Soetaert	8	0	0	0	0
Wayne Thomas	12	0	0	0	0
Steve Baker	27	0	0	0	0

1980-81	GP	G	A	PTS	PIM
Anders Hedberg	80	30	40	70	52
Eddie Johnstone	80	30	38	68	100
Ron Greschner	74	27	41	68	112
Mike Allison	75	26	38	64	83
Steve Vickers	73	19	39	58	40

1980-81 (CONT'D)	GP	G	A	PTS	PIM
Don Maloney	61	29	23	52	99
Dave Maloney	79	11	36	47	132
Ulf Nilsson	51	14	25	39	42
Ron Duguay	50	17	21	38	83
Barry Beck	75	11	23	34	231
Dean Talafous	50	13	17	30	28
Tom Laidlaw	80	6	23	29	100
Walt Tkaczuk	43	6	22	28	28
Dave Silk	59	14	12	26	58
Jere Gillis	35	10	10	20	4
NYR Total	46	10	14	24	8

Lance Nethery	33	11	12	23	12
Carol Vadnais	74	3	20	23	91
Phil Esposito	41	7	13	20	20
Ed Hospodar	61	5	14	19	214
Nick Fotiu	27	5	6	11	91
NYR Total	69	9	9	18	170
Chris Kotsopoulos	54	4	12	16	153
Peter Wallin	12	1	5	6	2
Doug Sullivan	32	4	1	5	32
Dan McCarthy	5	4	0	4	4
Gary Burns	11	2	2	4	18
Cam Connor	15	1	3	4	44
Andre Dore	15	1	3	4	15
Mario Marois	8	1	2	3	46
Wayne Thomas	10	0	2	2	2
Jeff Bandura	2	0	1	1	0
Tim Bothwell	3	0	1	1	0
John Davidson	10	0	1	1	2
Mike McDougal	2	0	0	0	0
Steve Weeks	1	0	0	0	0
Steve Baker	21	0	0	0	5
Doug Soetaert	39	0	0	0	2

1981-82	GP	G	A	PTS	PIM
Mike Rogers	80	38	65	103	43
Ron Duguay	72	40	36	76	82
Mark Pavelich	79	33	43	76	67
Eddie Johnstone	68	30	28	58	57
Don Maloney	54	22	36	58	73
Reijo Ruotsalainen	78	18	38	56	27
Dave Maloney	64	13	36	49	105
Robbie Fforek	30	8	24	32	24
NYR Total	49	9	32	41	28

Barry Beck	60	9	29	38	111
Dave Silk	64	15	20	35	39
Mikko Leinonen	53	11	20	31	18
Pat Hickey	53	15	14	29	32
Mike Allison	48	7	15	22	74
Tom Laidlaw	79	3	18	21	104
Steve Vickers	34	9	11	20	13
Andre Dore	56	4	16	20	64
Nick Fotiu	70	8	10	18	151
Rob McClanahan	22	5	9	14	10
NYR Total	39	5	12	17	21

Ron Greschner	29	5	11	16	16
Dean Talafous	29	6	7	13	8
Jere Gillis	26	3	9	12	16
Carol Vadnais	50	5	6	11	45
Ed Hospodar	41	3	8	11	152
Peter Wallin	40	2	9	11	12
Tom Youngmans	47	3	5	8	17
NYR Total	50	4	5	9	17

Tim Bothwell	13	0	3	3	10
Steve Weeks	49	0	3	3	0
Mark Morrison	9	1	1	2	0
Mike Backman	3	0	2	2	4
Anders Hedberg	4	0	1	1	0
Lance Nethery	5	0	0	0	0
John Davidson	1	0	0	0	2
John Vanbiesbrouck	1	0	0	0	0
Steve Baker	6	0	0	0	0
Eddie Mio	25	0	0	0	4

1982-83	GP	G	A	PTS	PIM
Mike Rogers	71	29	47	76	28
Mark Pavelich	78	37	38	75	52
Don Maloney	78	29	40	69	88
Reijo Ruotsalainen	77	16	53	69	22
Anders Hedberg	78	25	34	59	12
Mikko Leinonen	78	17	34	51	23
Dave Maloney	78	8	42	50	132
Rob McClanahan	78	22	26	48	46
Ron Duguay	72	19	25	44	58
Eddie Johnstone	52	15	21	36	27
Barry Beck	66	12	22	34	112
Robbie Fforek	61	12	19	31	41
Vaclav Nedomansky	35	12	8	20	0
NYR Total	57	14	17	31	2
Kent-Erik Andersson	71	8	20	28	14

# REGULAR SEASON SCORING STATISTICS

1982-83 (CONT'D)		GP	G	A	PTS	PIM
Nick Fotiu		72	8	13	21	90
Mike Allison		39	11	9	20	37
Bill Baker		70	4	14	18	64
Chris Kontos		44	8	7	15	33
Andre Dore		39	3	12	15	39
Rick Chartraw	NYR	26	2	2	4	37
Total		57	5	7	12	68
Scot Kleinendorst		30	2	9	11	8
Tom Laidlaw		80	0	10	10	75
Ron Greschner		10	3	5	8	0
Ulf Nilsson		10	2	4	6	2
Mike Backman		7	1	3	4	6
Eddie Mio		41	0	3	3	8
Dave Silk		16	1	1	2	15
Steve Weeks		18	0	2	2	0
Pat Conacher		5	0	1	1	4
Cam Connor		1	0	0	0	0
Graeme Nicolson		10	0	0	0	9
John Davidson		2	0	0	0	0
Steve Baker		3	0	0	0	0
Glen Hanlon	NYR	21	0	0	0	2
Total		35	0	0	0	2

1983-84		GP	G	A	PTS	PIM
Mark Pavelich		77	29	53	82	96
Pierre Larouche		77	48	33	81	22
Anders Hedberg		79	32	35	67	16
Don Maloney		79	24	42	66	62
Mike Rogers		78	23	38	61	45
Reijo Ruotsalainen		74	20	39	59	26
Ron Greschner		77	12	44	56	117
Mark Osborne		73	23	28	51	88
Peter Sundstrom		77	22	22	44	24
Blaine Stoughton	NYR	14	5	2	7	4
Total		68	28	16	44	8
Barry Beck		72	9	27	36	134
Dave Maloney		68	7	26	33	168
Jan Erixon		75	5	25	30	16
Mikko Leinonen		28	3	23	26	28
Willie Huber		42	9	14	23	60
Mike Allison		45	8	12	20	64
Kent-Erik Andersson		63	5	15	20	8
Tom Laidlaw		79	3	15	18	62
Rob McClanahan		41	6	8	14	21
Nick Fotiu		40	7	6	13	115
Mike Blaisdell		36	5	6	11	31
James Patrick		12	1	7	8	2
Steve Richmond		26	2	5	7	110
Robbie Fforek		31	3	2	5	22
Larry Patey	NYR	9	1	2	3	4
Total		26	1	3	4	12
Bob Brooke		9	1	2	3	4
George McPhee		9	1	1	2	11
Glen Hanlon		50	0	2	2	30
Scot Kleinendorst		23	0	2	2	35
Mike Backman		8	0	1	1	8
Chris Kontos		6	0	1	1	8
Dave Barr	NYR	6	0	0	0	2
Total		7	0	0	0	2
Rick Chartraw		4	0	0	0	4
Mark Morrison		1	0	0	0	0
John Vanbiesbrouck		3	0	0	0	2
Ron Scott		9	0	0	0	0
Steve Weeks		26	0	0	0	4

1984-85		GP	G	A	PTS	PIM
Reijo Ruotsalainen		80	28	45	73	32
Mike Rogers		78	26	38	64	24
Pierre Larouche		65	24	36	60	8
Tomas Sandstrom		74	29	29	58	51
Anders Hedberg		64	20	31	51	10
Ron Greschner		48	16	29	45	42
Mark Pavelich		48	14	31	45	29
Peter Sundstrom		76	18	25	43	34
James Patrick		75	8	28	36	71
Steve Patrick	NYR	43	11	18	29	63
Total		57	13	20	33	67
Jan Erixon		66	7	22	29	33
George McPhee		49	12	15	27	139
Don Maloney		37	11	16	27	32
Barry Beck		56	7	19	26	65
Mike Allison		31	9	15	24	17
Grant Ledyard		42	8	12	20	53
Robbie Fforek		48	9	10	19	35
Bob Brooke		72	7	9	16	79
Willie Huber		49	3	11	14	55
Dave Gagner		38	6	6	12	16
Chris Kontos		28	4	8	12	24
Tom Laidlaw		61	1	11	12	52

1984-85 (CONT'D)		GP	G	A	PTS	PIM
Jim Wiener	NYR	22	4	3	7	30
Total		32	7	5	12	34
Nick Fotiu		46	4	7	11	54
Mark Osborne		23	4	4	8	33
Andre Dore		25	0	7	7	35
Randy Heath		12	2	3	5	15
Steve Richmond		34	0	5	5	90
John Vanbiesbrouck		42	0	5	5	17
Dave Maloney		16	2	1	3	10
Kelly Miller		5	0	2	2	2
Mike Blaisdell		12	1	0	1	11
Larry Patey		7	0	1	1	12
Simo Saarinen		8	0	0	0	8
Glen Hanlon		44	0	0	0	4

1985-86		GP	G	A	PTS	PIM
Mike Ridley		80	22	43	65	69
Reijo Ruotsalainen		80	17	42	59	47
Tomas Sandstrom		73	25	29	54	109
Ron Greschner		78	20	28	48	104
Brian MacLellan	NYR	51	11	21	32	47
Total		78	16	29	45	66
Bob Brooke		79	24	20	44	111
James Patrick		75	14	29	43	88
Mark Pavelich		59	20	20	40	82
Mark Osborne		62	16	24	40	80
Raimo Helminen		66	10	30	40	10
Bob Crawford	NYR	11	1	2	3	10
Total		68	15	22	37	26
Kelly Miller		74	13	20	33	52
Don Maloney		68	11	17	28	56
Pierre Larouche		28	20	7	27	4
Wilf Paiement	NYR	8	1	6	7	13
Total		52	8	18	26	158

Peter Sundstrom		53	8	15	23	12
Jan Erixon		31	2	17	19	4
Tom Laidlaw		68	6	12	18	103
Willie Huber		70	7	8	15	85
Mike Allison		28	2	13	15	22
Larry Melnyk	NYR	46	1	8	9	65
Total		52	3	11	14	76
Barry Beck		25	4	8	12	24
Grant Ledyard		27	2	9	11	20
Dave Gagner		32	4	6	10	19
George McPhee		30	4	4	8	63
Steve Patrick		28	4	3	7	37
Mike McEwen		16	2	5	7	8
Rob Whistle		32	4	2	6	10
Chris Jensen		9	1	3	4	0
Mike Rogers		9	1	3	4	2
Jim Wiener		7	3	0	3	2
John Vanbiesbrouck		61	0	3	3	16
Steve Richmond		17	0	2	2	63
Randy Heath		1	0	1	1	0
Glen Hanlon		23	0	1	1	4
Tom Feltrin		10	0	0	0	21
Kjell Samuelsson		9	0	0	0	10
Terry Kleisinger		4	0	0	0	2
Ron Scott		4	0	0	0	0

1986-87		GP	G	A	PTS	PIM
Walt Poddubny		75	40	47	87	49
Marcel Dionne	NYR	14	4	6	10	6
Total		81	28	56	84	60
Tomas Sandstrom		64	40	34	74	60
Kelly Kisio		70	24	40	64	73
Pierre Larouche		73	28	35	63	12
Don Maloney		72	19	38	57	117
James Patrick		78	10	45	55	62
Tony McKegney	NYR	64	29	17	46	56
Total		75	31	20	51	72
Ron Greschner		60	6	34	40	62
Ron Duguay	NYR	34	9	12	21	9
Total		74	14	25	39	39
Mike Ridley		38	16	20	36	20
Mark Osborne		58	17	15	32	101
Willie Huber		66	8	22	30	68
Jan Erixon		68	8	18	26	24
Curt Giles	NYR	61	2	17	19	50
Total		72	2	20	22	54
Jeff Jackson	NYR	9	5	1	6	15
Total		64	13	8	21	79
Kelly Miller		38	6	14	20	22
Larry Melnyk		73	3	12	15	182
Terry Carkner		52	2	13	15	118
Chris Jensen		36	6	7	13	21
Lucien DeBlois		40	3	8	11	27
Tom Laidlaw		63	1	10	11	65
Bobby Carpenter		28	2	8	10	20

# REGULAR SEASON SCORING STATISTICS

1986-87 (CONT'D)	GP	G	A	PTS	PIM
George McPhee	21	4	4	8	34
Bob Brooke	15	3	5	8	20
Kjell Samuelsson	30	2	6	8	50
Pat Price	13	0	2	2	49
	Total	60	0	8	130
Raimo Helminen	21	2	4	6	2
Stu Kulak	3	0	0	0	0
	Total	54	4	2	6
Dave Gagner	10	1	4	5	12
Lane Lambert	18	2	2	4	33
Brad Maxwell	9	0	4	4	6
Jay Caulfield	13	2	1	3	45
Mike Donnelly	5	1	1	2	0
Bob Froese	28	0	2	2	56
	Total	31	0	2	56
Don Jackson	22	1	0	1	91
Gord Walker	1	1	0	1	4
Jim Leavins	4	0	1	1	4
Norm Maciver	4	0	1	1	0
John Vanbiesbrouck	50	0	1	1	18
Mike Sittala	1	0	0	0	0
Paul Fenton	8	0	0	0	2
Ron Talakoski	3	0	0	0	21
Bob Crawford	3	0	0	0	2

1987-88	GP	G	A	PTS	PIM
Walt Poddubny	77	38	50	88	76
Kelly Kisio	77	23	55	78	88
Tomas Sandstrom	69	28	40	68	95
Marcel Dionne	67	31	34	65	54
James Patrick	70	17	45	62	52
Brian Mullen	74	25	29	54	42
John Ogradnick	64	22	32	54	16
Ulf Dahlen	70	29	23	52	26
Michel Petit	64	9	24	33	223
	Total	74	9	27	36
Don Maloney	66	12	21	33	60
David Shaw	68	7	25	32	100
Mark Hardy	19	2	2	4	31
	Total	80	8	24	32
Lucien DeBlois	74	9	21	30	103
Jan Erixon	70	7	19	26	33
Norm Maciver	37	9	15	24	14
Chris Nilan	22	3	5	8	96
	Total	72	10	10	20
Paul Cyr	40	4	13	17	41
	Total	60	5	14	19
Jari Gronstrand	62	3	11	14	63
Brian Leetch	17	2	12	14	0
Pierre Larouche	10	3	9	12	13
Ron Duguay	48	4	4	8	23
Joe Paterson	21	1	3	4	63
	Total	53	2	6	8
Ron Greschner	51	1	5	6	82
Gord Walker	18	1	4	5	17
John Vanbiesbrouck	56	0	5	5	46
Mike Donnelly	17	2	2	4	8
Willie Huber	11	1	3	4	14
Dave Pichette	6	1	3	4	4
Bruce Bell	13	1	2	3	8
Mark Tinordi	24	1	2	3	50
Jeff Brubaker	31	2	0	2	78
Steve Nemeth	12	2	0	2	2
Paul Boutilier	4	0	1	1	6
	Total	10	0	1	1
Chris Jensen	7	0	1	1	2
Larry Melnyk	14	0	1	1	34
Jim Pavese	14	0	1	1	48
Ron Talakoski	6	0	1	1	12
Simon Wheeldon	5	0	1	1	4
Bob Froese	25	0	1	1	6
Curt Giles	13	0	0	0	10
Mark Janssens	1	0	0	0	0
Rudy Poeschek	1	0	0	0	2
Mike Sittala	3	0	0	0	0
Ron Scott	2	0	0	0	0

1988-89	GP	G	A	PTS	PIM
Tomas Sandstrom	79	32	56	88	148
Carey Wilson	41	21	34	55	45
	Total	75	32	45	77
Brian Leetch	68	23	48	71	50
Brian Mullen	78	29	35	64	60
Tony Granato	78	36	27	63	140
Kelly Kisio	70	26	36	62	91
James Patrick	68	11	36	47	41
Guy Lafleur	67	18	27	45	12
Ulf Dahlen	56	24	19	43	50
John Ogradnick	60	13	29	42	14

1988-89 (CONT'D)	GP	G	A	PTS	PIM
Lucien DeBlois	73	9	24	33	107
Michel Petit	69	8	25	33	154
Jason Lafreniere	38	8	16	24	6
Marcel Dionne	37	7	16	23	20
Lindy Ruff	13	0	5	5	31
	Total	76	6	16	22
Brian Lawton	30	7	10	17	39
David Shaw	63	6	11	17	88
Jan Erixon	44	4	11	15	27
Chris Nilan	38	7	7	14	177
Mark Hardy	45	2	12	14	45
Dean Kennedy	16	0	1	1	40
	Total	67	3	11	14
Don Maloney	31	4	9	13	16
Ron Greschner	58	1	10	11	94
Darren Turcotte	20	7	3	10	4
Norm Maciver	26	0	10	10	14
Kevin Miller	24	3	5	8	2
Igor Liba	10	2	5	7	15
Normand Rochefort	11	1	5	6	18
John Vanbiesbrouck	56	0	5	5	30
Rudy Poeschek	52	0	2	2	199
Doug Wickenheiser	1	1	0	1	0
Miloslav Horava	6	0	1	1	0
Joe Paterson	20	0	1	1	84
Simon Wheeldon	6	0	1	1	2
Bob Froese	30	0	1	1	6
Jeff Bloemberg	9	0	0	0	0
Stephane Brochu	1	0	0	0	0
Paul Cyr	1	0	0	0	2
Ken Hammond	3	0	0	0	0
Mark Janssens	5	0	0	0	0
James Latos	1	0	0	0	0
Peter Laviolette	12	0	0	0	6
Jay More	1	0	0	0	0

1989-90	GP	G	A	PTS	PIM
Bernie Nicholls	32	12	25	37	20
	Total	79	39	73	112
Mike Gartner	12	11	5	16	6
	Total	79	45	41	86
John Ogradnick	80	43	31	74	44
Brian Mullen	76	27	41	68	42
Darren Turcotte	76	32	34	66	32
Kelly Kisio	68	22	44	66	105
James Patrick	73	14	43	57	50
Brian Leetch	72	11	45	56	26
Tomas Sandstrom	48	19	19	38	100
Ulf Dahlen	63	18	18	36	30
Troy Mallette	79	13	16	29	305
Carey Wilson	41	9	17	26	57
Tony Granato	37	7	18	25	77
Mark Hardy	54	0	15	15	94
Miloslav Horava	45	4	10	14	26
Kris King	68	6	7	13	286
Mark Janssens	80	5	8	13	161
Jan Erixon	58	4	9	13	8
Randy Moller	60	1	12	13	139
David Shaw	22	2	10	12	22
Dave Archibald	19	2	3	5	6
	Total	31	3	8	11
Ron Greschner	55	1	9	10	53
Lindy Ruff	56	3	6	9	80
Paul Broten	32	5	3	8	26
Jeff Bloemberg	28	3	3	6	25
Kevin Miller	16	0	5	5	2
Normand Rochefort	31	3	1	4	24
Chris Nilan	25	1	2	3	59
Mike Richter	23	0	3	3	0
John Vanbiesbrouck	47	0	2	2	24
Rick Bennett	6	1	0	1	5
Todd Charlesworth	7	0	0	0	6
Corey Millen	4	0	0	0	2
Rudy Poeschek	15	0	0	0	55
Bob Froese	15	0	0	0	0

1990-91	GP	G	A	PTS	PIM
Brian Leetch	80	16	72	88	42
Bernie Nicholls	71	25	48	73	96
Mike Gartner	79	49	20	69	53
Darren Turcotte	74	26	41	67	37
Brian Mullen	79	19	43	62	44
James Patrick	74	10	49	59	58
John Ogradnick	79	31	23	54	10
Ray Sheppard	59	24	23	47	21
Kevin Miller	63	17	27	44	63
Kelly Kisio	51	15	20	35	58
Kris King	72	11	14	25	154

# REGULAR SEASON SCORING STATISTICS

1990-91 (CONT'D)					
	GP	G	A	PTS	PIM
Jan Erixon	53	7	18	25	8
Randy Moller	61	4	19	23	161
Troy Mallette	71	12	10	22	252
Mark Janssens	67	9	7	16	172
Jody Hull	47	5	8	13	10
Joe Cirella	19	1	0	1	52
NYR Total	58	3	10	13	111
David Shaw	77	2	10	12	89
Paul Broten	28	4	6	10	18
Normand Rochefort	44	3	7	10	35
Joe Kocur	5	0	0	0	36
NYR Total	57	5	4	9	289
Miroslav Horava	29	1	6	7	12
Mark Hardy	70	1	5	6	89
Corey Millen	4	3	1	4	0
John Vanbiesbrouck	40	0	3	3	18
Steven Rice	11	1	1	2	4
Jeff Bloemberg	3	0	2	2	0
Tie Domi	28	1	0	1	185
Lindy Ruff	14	0	1	1	27
Mike Richter	45	0	1	1	4
Rick Bennett	6	0	0	0	6
Brian McReynolds	1	0	0	0	0
Dennis Vial	21	0	0	0	61
1991-92					
	GP	G	A	PTS	PIM
Mark Messier	79	35	72	107	76
Brian Leetch	80	22	80	102	26
Mike Gartner	76	40	41	81	55
James Patrick	80	14	57	71	54
Tony Amonte	79	35	34	69	55
Adam Graves	80	26	33	59	139
Sergei Nemchinov	73	30	28	58	15
Darren Turcotte	71	30	23	53	57
John Ogradnick	55	17	13	30	22
Doug Weight	53	8	22	30	23
Paul Broten	74	13	15	28	102
Randy Gilhen	40	7	7	14	14
NYR Total	73	10	13	23	28
Kris King	79	10	9	19	224
Per Djoos	50	1	18	19	40
Tim Kerr	32	7	11	18	12
Jan Erixon	46	8	9	17	4
Jeff Beukeboom	56	1	10	11	122
NYR Total	74	1	15	16	200
Joe Cirella	67	3	12	15	121
Joe Kocur	51	7	4	11	121
Jay Wells	11	0	0	0	24
NYR Total	52	2	9	11	181
Randy Moller	43	2	7	9	78
Mark Hardy	52	1	8	9	65
Tie Domi	42	2	4	6	246
Corey Millen	11	1	4	5	10
Rob Zamuner	9	1	2	3	2
John Vanbiesbrouck	45	0	3	3	23
Normand Rochefort	26	0	2	2	31
Rick Bennett	3	0	1	1	2
Jeff Bloemberg	3	0	1	1	0
David Shaw	10	0	1	1	15
Peter Fiorentino	1	0	0	0	0
Jody Hull	3	0	0	0	2
Mark Janssens	4	0	0	0	5
Bernie Nicholls	1	0	0	0	0
Mike Richter	41	0	0	0	6
1992-93					
	GP	G	A	PTS	PIM
Mark Messier	75	25	66	91	72
Tony Amonte	83	33	43	76	49
Mike Gartner	84	45	23	68	59
Adam Graves	84	36	29	65	148
Sergei Nemchinov	81	23	31	54	34
Darren Turcotte	71	25	28	53	40
Ed Olczyk	46	13	16	29	26
NYR Total	71	21	28	49	52
Doug Weight	65	15	25	40	55
NYR Total	15	2	5	7	18
Alexei Kovalev	65	20	18	38	79
Brian Leetch	36	6	30	36	26
Sergei Zubov	49	8	23	31	4
James Patrick	60	5	21	26	61
Phil Bourque	55	6	14	20	39
Jeff Beukeboom	82	2	17	19	153
Jan Erixon	45	5	11	16	10
Peter Andersson	31	4	11	15	18
Kevin Lowe	49	3	12	15	58
Paul Broten	60	5	9	14	48
Steven King	24	7	5	12	16
Mark Hardy	44	1	10	11	85
Jay Wells	53	1	9	10	107
Joe Cirella	55	3	6	9	85

1992-93 (CONT'D)					
	GP	G	A	PTS	PIM
Joe Kocur	65	3	6	9	131
Mike Hurlbut	23	1	8	9	16
John McIntyre	NYR	11	1	0	1
Total	60	3	5	8	84
Mike Hartman	NYR	3	0	0	0
Total	61	4	4	8	160
Randy Gilhen	33	3	2	5	8
Mike Richter	38	0	5	5	2
Kris King	30	0	3	3	67
Tie Domi	12	2	0	2	95
Per Djoos	6	1	1	2	2
Craig Duncanson	3	0	1	1	0
John Vanbiesbrouck	48	0	1	1	18
Dave Marcynshyn	2	0	0	0	2
Joby Messier	11	0	0	0	6
Corey Hirsch	4	0	0	0	0
1993-94					
	GP	G	A	PTS	PIM
Sergei Zubov	78	12	77	89	39
Mark Messier	76	26	58	84	76
Adam Graves	84	52	27	79	127
Brian Leetch	84	23	56	79	67
Steve Larmer	68	21	39	60	41
Alexei Kovalev	76	23	33	56	154
Esa Tikkanen	83	22	32	54	114
Mike Gartner	71	28	24	52	58
Sergei Nemchinov	76	22	27	49	36
Glenn Anderson	NYR	12	4	2	6
Total	85	21	20	41	62
Brian Noonan	NYR	12	4	2	6
Total	76	18	23	41	69
Tony Amonte	72	16	22	38	31
Stephane Matteau	NYR	12	4	3	7
Total	77	19	19	38	57
Craig MacTavish	NYR	12	4	2	6
Total	78	20	12	32	91
Kevin Lowe	71	5	14	19	70
Alexander Karpovtsev	67	3	15	18	58
Jeff Beukeboom	68	8	8	16	170
Greg Gilbert	76	4	11	15	29
Mike Hudson	48	4	7	11	47
Jay Wells	79	2	7	9	110
Nick Kypreos	NYR	46	3	5	8
Total	56	3	5	8	139
Ed Olczyk	37	3	5	8	28
Darren Turcotte	13	2	4	6	13
Joe Kocur	71	2	1	3	129
James Patrick	6	0	3	3	2
Peter Andersson	8	1	1	2	2
Mike Hartman	35	1	1	2	70
Doug Lidster	34	0	2	2	33
Joby Messier	4	0	2	2	0
Mattias Norstrom	9	0	2	2	6
Glenn Healy	29	0	2	2	2
Phil Bourque	16	0	1	1	8
Jim Hiller	2	0	0	0	7
Daniel Lacroix	4	0	0	0	0
Todd Marchant	1	0	0	0	0
Mike Richter	68	0	0	0	2
1994-95					
	GP	G	A	PTS	PIM
Mark Messier	46	14	39	53	40
Brian Leetch	48	9	32	41	18
Sergei Zubov	38	10	26	36	18
Pat Verbeek	19	10	5	15	18
NYR Total	48	17	16	33	71
Adam Graves	47	17	14	31	51
Steve Larmer	47	14	15	29	16
Alexei Kovalev	48	13	15	28	30
Brian Noonan	45	14	13	27	26
Petr Nedved	46	11	12	23	26
Sergei Nemchinov	47	7	6	13	16
Alexander Karpovtsev	47	4	8	12	30
Jay Wells	43	2	7	9	36
Troy Loney	NYR	4	0	0	0
Total	30	5	4	9	23
Stephane Matteau	41	3	5	8	25
Kevin Lowe	44	1	7	8	58
Nathan Lafayette	NYR	12	0	0	0
Total	39	4	4	8	2
Jeff Beukeboom	44	1	3	4	70
Nick Kypreos	40	1	3	4	93
Mark Osborne	37	1	3	4	19
Ed Olczyk	20	2	1	3	4
Joe Kocur	48	1	2	3	71
Mattias Norstrom	9	0	3	3	2
Darren Langdon	18	1	1	2	62
Joby Messier	10	0	2	2	18
Glenn Healy	17	0	2	2	2
Glen Featherstone	6	1	0	1	18
Shawn McCosh	5	1	0	1	2

# REGULAR SEASON SCORING STATISTICS

1994-95 (CONT'D)	GP	G	A	PTS	PIM
Jean-Yves Roy	3	1	0	1	2
Daniel Lacroix	NYR	1	0	0	0
Total	24	1	0	1	38
Mike Hartman	1	0	0	0	4
Mike Richter	35	0	0	0	2
1995-96	GP	G	A	PTS	PIM
Mark Messier	74	47	52	99	122
Brian Leetch	82	15	70	85	30
Pat Verbeek	69	41	41	82	129
Luc Robitaille	77	23	46	69	80
Alexei Kovalev	81	24	34	58	98
Adam Graves	82	22	36	58	100
Ray Ferraro	65	25	29	54	82
Jari Kurri	NYR	14	1	4	5
Total	71	18	27	45	39
Bruce Driver	66	3	34	37	42
Marty McSorley	NYR	9	0	2	2
Total	68	10	23	33	169
Sergei Nemchinov	78	17	15	32	38
Sergio Momesso	NYR	19	4	8	30
Total	73	11	12	23	142
*Niklas Sundstrom	82	9	12	21	14
Ulf Samuelsson	74	1	18	19	122
Alexander Karpovtsev	40	2	16	18	26
Doug Lidster	59	5	9	14	50
Jeff Beukeboom	82	3	11	14	220
*Darren Langdon	64	7	4	11	175
Wayne Presley	61	4	6	10	71
Shane Churla	NYR	10	0	0	26
Total	55	4	6	10	231
Nick Kypreos	42	3	4	7	77
Stephane Matteau	32	4	2	6	22
Kevin Lowe	53	1	5	6	76
*Ken Gernander	10	2	3	5	4
Bill Berg	NYR	18	2	1	3
Total	41	3	2	5	41
Daniel Lacroix	25	2	2	4	30
Mattias Norstrom	25	2	1	3	22
Joe Kocur	38	1	2	3	49
Ian Laperriere	28	1	2	3	53
*Chris Ferraro	2	1	0	1	0
*Peter Ferraro	5	0	1	1	0
*Barry Richter	4	0	1	1	0
Mike Richter	41	0	1	1	4
Glenn Healy	44	0	1	1	8
Nathan Lafayette	5	0	0	0	2
*Steve Larouche	1	0	0	0	0
*Jamie Ram	1	0	0	0	0
1996-97	GP	G	A	PTS	PIM
Wayne Gretzky	82	25	72	97	28
Mark Messier	71	36	48	84	88
Brian Leetch	82	20	58	78	40
Adam Graves	82	33	28	61	66
Niklas Sundstrom	82	24	28	52	20
Luc Robitaille	69	24	24	48	48
Alexander Karpovtsev	77	9	29	38	59
Alexei Kovalev	45	13	22	35	42
Russ Courtnall	NYR	14	2	5	7
Total	61	11	24	35	26
Bruce Driver	79	5	25	30	48
Esa Tikkanen	NYR	14	1	2	3
Total	76	13	17	30	72
Patrick Flatley	68	10	12	22	26
Sergei Nemchinov	63	6	13	19	12
Ulf Samuelsson	73	6	11	17	138
Brian Noonan	44	6	9	15	28
Bill Berg	67	8	6	14	37
*Daniel Ganeau	41	10	3	13	10
Jeff Beukeboom	80	3	9	12	167
Mike Eastwood	NYR	27	1	7	8
Total	60	2	10	12	14
*Vladimir Vorobiev	16	5	5	10	6
Darren Langdon	60	3	6	9	195
Doug Lidster	48	3	4	7	24
David Oliver	NYR	14	2	1	3
Total	31	3	3	6	8
*Christian Dube	27	1	1	2	4
Chris Ferraro	12	1	1	2	6
*Ryan VandenBussche	11	1	0	1	30
*Eric Cairns	40	0	1	1	147
Shane Churla	45	0	1	1	106
Jay More	14	0	1	1	25
*Sylvain Blouin	6	0	0	0	18
Dallas Eakins	3	0	0	0	6
*Peter Ferraro	2	0	0	0	0
Sergio Momesso	9	0	0	0	11
*Jeff Nielsen	2	0	0	0	2
Glenn Healy	23	0	0	0	4
Mike Richter	61	0	0	0	4

1997-98	GP	G	A	PTS	PIM
Wayne Gretzky	82	23	67	90	28
Pat LaFontaine	67	23	39	62	36
Alexei Kovalev	73	23	30	53	44
Brian Leetch	76	17	33	50	32
Niklas Sundstrom	70	19	28	47	24
Kevin Stevens	80	14	27	41	130
Adam Graves	72	23	12	35	41
Tim Sweeney	56	11	18	29	26
Bruce Driver	75	5	15	20	46
Todd Harvey	NYR	Did Not Play Due to Injury			
Total	59	9	10	19	104
Mike Keane	70	8	10	18	47
Ulf Samuelsson	73	3	9	12	122
Brian Skrudland	59	5	6	11	39
Bob Errey	NYR	12	0	0	7
Total	71	2	9	11	53
Mike Eastwood	48	5	5	10	16
Alexander Karpovtsev	47	3	7	10	38
Harry York	NYR	2	0	0	0
Total	60	4	6	10	31
Bill Berg	67	1	9	10	55
Jeff Finley	63	1	6	7	55
*Peter Ferraro	NYR	1	0	0	2
Total	30	3	4	7	14
Darren Langdon	70	3	3	6	197
*Marc Savard	28	1	5	6	4
*F.J. Stock	38	2	3	5	114
Jeff Beukeboom	63	0	5	5	195
*Vladimir Vorobiev	15	2	2	4	6
Johan Lindbom	38	1	3	4	28
Doug Lidster	36	0	4	4	24
Brad Smyth	NYR	1	0	0	0
Total	10	1	3	4	4
Eric Cairns	39	0	3	3	92
Daniel Ganeau	11	2	0	2	4
Geoff Smith	15	1	1	2	6
*Ryan VandenBussche	16	1	0	1	38
*Maxim Galanov	6	0	1	1	2
Mike Richter	72	0	1	1	2
*Sylvain Blouin	1	0	0	0	5
Pierre Sevigny	3	0	0	0	2
Ronnie Sundin	1	0	0	0	0
Jason Muzzatti	6	0	0	0	10
*Dan Cloutier	12	0	0	0	19
1998-99	GP	G	A	PTS	PIM
Wayne Gretzky	70	9	53	62	14
John MacLean	82	28	27	55	46
Brian Leetch	82	13	42	55	42
Adam Graves	82	38	15	53	47
Petr Nedved	56	20	27	47	50
Marc Savard	70	9	36	45	38
Kevin Stevens	81	23	20	43	64
Niklas Sundstrom	81	13	30	43	20
Mike Knuble	82	15	20	35	26
Mathieu Schneider	75	10	24	34	71
Todd Harvey	37	11	17	28	72
*Manny Malhotra	73	8	8	16	13
*Mike Maneluk	NYR	4	0	0	4
Total	45	6	9	15	20
Ulf Samuelsson	67	4	8	12	93
Brent Fedyk	67	4	6	10	30
Jeff Beukeboom	45	0	9	9	60
Alexei Kovalev	14	3	4	7	12
Scott Fraser	28	2	4	6	14
Chris Tamer	NYR	52	1	5	6
Total	63	1	5	6	124
Peter Popovic	68	1	4	5	40
*Rich Brennan	24	1	3	4	23
*Rumun Ndur	NYR	31	1	3	4
Total	39	1	3	4	62
Eric Lacroix	NYR	30	2	1	3
Total	64	2	2	4	18
Sean Pronger	14	0	3	3	4
Esa Tikkanen	32	0	3	3	38
Jan Mertzig	23	0	2	2	8
Alexander Karpovtsev	2	1	0	1	0
Derek Armstrong	3	0	0	0	0
Christian Dube	6	0	0	0	0
Jeff Finley	2	0	0	0	0
Darren Langdon	44	0	0	0	80
Stan Neckar	18	0	0	0	8
Geoff Smith	4	0	0	0	2
P.J. Stock	5	0	0	0	6
Johan Wrehall	4	0	0	0	0
Harry York	5	0	0	0	4
Dan Cloutier	22	0	0	0	2
Mike Richter	68	0	0	0	0

# REGULAR SEASON SCORING STATISTICS

1999-00	GP	G	A	PTS	PIM	2001-02	GP	G	A	PTS	PIM
Petr Nedved	76	24	44	68	40	Eric Lindros	72	37	36	73	138
Theoren Fleury	80	15	49	64	68	Pavel Bure	12	12	8	20	6
*Mike York	82	26	24	50	18	Total	68	34	35	69	62
Radek Dvorak	46	11	22	33	10	Theoren Fleury	82	24	39	63	216
NYR	81	18	32	50	16	Mike York	69	18	39	57	16
Total	67	19	23	42	16	Brian Leetch	82	10	45	55	28
*Jan Hlavac	77	18	24	42	52	Petr Nedved	78	21	25	46	36
John MacLean	77	23	17	40	14	Martin Rucinsky	15	3	10	13	6
Adam Graves	58	13	19	32	24	Total	75	11	27	38	42
Valeri Kamensky	80	10	20	30	78	Radek Dvorak	65	17	20	37	14
Mathieu Schneider	58	8	18	26	23	Vladimir Malakhov	81	6	22	28	83
Alexandre Daigle	50	7	19	26	20	Rem Murray	11	1	2	3	4
Brian Leetch	12	1	3	4	8	Total	80	8	19	27	18
Rob DiMaio	62	6	19	25	50	NYR	11	1	7	8	2
NYR	74	4	19	23	38	Total	66	2	23	25	44
Total	76	6	15	21	46	Andreas Johansson	70	14	10	24	46
Kevin Hatcher	76	9	11	20	72	Mark Messier	41	7	16	23	32
*Kim Johnsson	75	2	14	16	77	Sandy McCarthy	82	10	13	23	171
Tim Taylor	59	9	5	14	18	Bryan Berard	82	2	21	23	60
Stephane Quintal	70	4	8	12	24	Matthew Barnaby	48	8	13	21	144
Mike Knuble	82	2	10	12	43	Total	77	8	13	21	214
Eric Lacroix	38	3	5	8	43	*Mikael Samuelsson	67	6	10	16	23
Sylvain Lefebvre	31	3	3	6	62	Manny Malhotra	56	7	6	13	42
Kevin Stevens	45	0	4	4	36	Zdeno Ciger	29	6	7	13	16
Todd Harvey	54	0	6	6	70	Jeff Toms	38	7	4	11	10
Rich Pilon	9	1	1	2	2	Dave Karp	75	1	10	11	131
Johan Wittehall	3	0	1	1	2	Igor Ulanov	39	0	6	6	53
Jason Dawe	7	0	1	1	22	Michael Grosek	15	3	2	5	12
Jason Dolg	21	0	1	1	26	Sylvain Lefebvre	41	0	5	5	23
Darren Langdon	11	0	1	1	11	Tomas Kloucek	52	1	3	4	137
P.J. Stock	22	0	1	1	2	Dale Purinton	40	0	4	4	113
Kirk McLean	1	0	0	0	0	Steve McKenna	54	2	1	3	144
Derek Armstrong	1	0	0	0	0	Roman Lyashenko	15	2	0	2	0
Daniel Gouneau	2	0	0	0	0	Total	19	2	0	2	0
Chris Kenady	27	0	0	0	4	Darren Van Impe	17	1	0	1	12
Manny Malhotra	1	0	0	0	7	*Petr Smrek	8	0	1	1	4
*Dale Purinton	1	0	0	0	2	Jason Dawe	1	0	0	0	0
*Alexei Vasiliev	1	0	0	0	0	*Rico Fata	10	0	0	0	0
Terry Virtue	1	0	0	0	0	*Barrett Heisten	10	0	0	0	2
*Jean-Francois Labbe	1	0	0	0	0	*Mike Mottau	1	0	0	0	0
*Milan Hnilicka	2	0	0	0	0	*Richard Scott	5	0	0	0	5
Mike Richter	61	0	0	0	4	Trent Whitfield	1	0	0	0	0
2000-01	GP	G	A	PTS	PIM	*Johan Holmqvist	1	0	0	0	0
Brian Leetch	82	21	58	79	34	*Dan Blackburn	31	0	0	0	10
Petr Nedved	79	32	46	78	54	Mike Richter	55	0	0	0	0
Theoren Fleury	62	30	44	74	122	2002-03	GP	G	A	PTS	PIM
Radek Dvorak	82	31	36	67	20	Alexei Kovalev	24	10	3	13	20
Mark Messier	82	24	43	67	89	NYR	78	37	40	77	70
Jan Hlavac	79	28	36	64	20	Total	11	1	4	5	6
Valeri Kamensky	65	14	20	34	36	Anson Carter	79	26	34	60	26
Mike York	79	14	17	31	20	NYR	78	27	31	58	64
Adam Graves	82	10	16	26	77	Petr Nedved	81	19	34	53	141
Kim Johnsson	75	5	21	26	40	Eric Lindros	80	11	37	48	58
Sandy McCarthy	81	11	10	21	171	Tom Poti	78	18	22	40	30
Michal Grosek	65	9	11	20	61	Mark Messier	79	14	22	36	142
Sylvain Lefebvre	71	2	13	15	55	Matthew Barnaby	64	16	19	35	52
Manny Malhotra	50	4	8	12	31	Bobby Holik	39	19	11	30	16
Rich Pilon	69	2	9	11	175	Pavel Bure	51	12	18	30	20
Jeff Toms	15	1	1	2	0	Brian Leetch	63	6	21	27	16
NYR	54	3	5	8	10	Radek Dvorak	58	8	14	22	32
Total	38	2	5	7	16	*Mikael Samuelsson	55	8	11	19	16
Tim Taylor	19	1	4	5	15	Jamie Lundmark	71	3	14	17	52
Colin Forbes	58	1	5	6	46	Vladimir Malakhov	36	3	9	12	34
Eric Lacroix	46	2	3	5	39	Boris Mironov	56	6	10	16	56
*Tomas Kloucek	43	1	4	5	74	Total	82	6	9	15	81
*Petr Smrek	14	0	3	3	12	Sandy McCarthy	66	5	9	14	77
NYR	20	2	3	5	14	Ronald Petrovicky	80	3	11	14	85
Total	48	1	3	4	107	Darius Kasparaitis	32	6	6	12	4
Brad Brown	26	1	3	4	6	Rem Murray	27	5	7	12	14
Alexei Gusarov	21	3	0	3	8	Joel Bouchard	58	3	9	12	161
*Jeff Ulmer	18	0	3	3	13	Dale Purinton	24	1	4	5	0
*Mike Mottau	15	0	3	3	8	Dan LaCouture	68	3	6	9	72
Johan Wittehall	3	0	2	2	4	Total	36	2	4	6	6
Vladimir Malakhov	42	0	2	2	180	Cory Cross	26	0	4	4	16
*Dale Purinton	4	1	0	1	4	*Ales Pisa	3	0	0	0	0
Brad Smyth	3	0	0	0	0	Total	51	1	3	4	24
Derek Armstrong	3	0	0	0	0	Ted Donato	49	2	1	3	6
Drew Bannister	3	0	0	0	0	*John Tripp	9	1	2	3	2
Jason Dolg	2	0	0	0	0	Dave Karp	19	0	2	2	14
John MacLean	6	0	0	0	5	Sylvain Lefebvre	35	0	2	2	10
Bert Robertson	1	0	0	0	2	Richard Lintner	10	1	0	1	0
*Tony Tuzzolino	1	0	0	0	0	Gordie Dwyer	17	0	1	1	50
David Wilkie	2	0	0	0	0	Mike Dunham	43	0	1	1	0
*Jason LaBarbera	4	0	0	0	0	NYR	58	0	1	1	0
*Johan Holmqvist	23	0	0	0	0	Total	4	0	0	0	2
*Vitali Yermeyev	45	0	0	0	0	Josh Green	2	0	0	0	0
Kirk McLean	13	0	0	0	0	Roman Lyashenko	9	0	0	0	51
Mike Richter	54	0	0	0	0	Krzysztof Oliwa	11	0	0	0	12
Guy Hebert	13	0	0	0	0	Billy Tibbetts	8	0	0	0	2
NYR	54	0	0	0	0	Dixon Ward					
Total											

# REGULAR SEASON SCORING STATISTICS

2002-03 (CONT'D)	GP	G	A	PTS	PIM
Mike Wilson	1	0	0	0	0
*Johan Holmqvist	1	0	0	0	0
Mike Richter	13	0	0	0	0
Dan Blackburn	32	0	0	0	2

2003-04	GP	G	A	PTS	PIM
Jaromir Jagr	31	15	14	29	12
Total	77	31	43	74	38
Bobby Holik	82	25	31	56	96
Mark Messier	76	18	25	43	42
Alexei Kovalev	66	13	29	42	54
Martin Rucinsky	69	13	29	42	62
Brian Leetch	57	13	23	36	24
Matthew Barnaby	69	12	20	32	120
Eric Lindros	39	10	22	32	60
Petr Nedved	65	14	17	31	42
Jan Hlavac	72	5	21	26	16
Tom Poti	67	10	14	24	47
Chris Simon	65	14	9	23	225
Karel Rachunek	12	1	3	4	4
Total	72	2	19	21	33

	Total	72	2	19	21	33
Vladimir Malakhov		56	3	15	18	53
Anson Carter		43	10	7	17	14
Boris Mironov		75	3	13	16	86
Greg de Vries		53	3	12	15	37
Josh Green	NYR	14	3	2	5	8
	Total	50	5	6	11	32
Jamie Lundmark		56	2	8	10	33
Darius Kasparaitis		44	1	9	10	48
Joel Bouchard		28	1	7	8	10
Dan LaCourture		59	5	2	7	82
*Fedor Tyutin		25	2	5	7	14
*Jed Ortmeyer		58	2	4	6	16
*Jozef Balej	NYR	13	1	4	5	4
	Total	17	1	4	5	4
Sandy McCarthy	NYR	13	1	0	1	2
	Total	50	4	1	5	30
*Thomas Pock		6	2	2	4	0
*Mike Green	NYR	13	1	2	3	2
	Total	24	1	3	4	4
*Dominic Moore		5	0	3	3	0

*Garth Murray	20	1	0	1	24
*Chad Wiseman	4	1	0	1	0
Cory Larose	7	0	1	1	4
Chris McAllister	12	0	1	1	12
Total	46	0	1	1	74
*Jason LaBarbera	4	0	1	1	2
*Jamie McLennan	4	0	0	0	0
Total	30	0	1	1	4
*Benoit Dusbablon	3	0	0	0	2
Ken Gernander	2	0	0	0	2
Paul Healey	4	0	0	0	0
*Bryce Lampman	8	0	0	0	0
Jason MacDonald	4	0	0	0	19
*Lawrence Nycholat	9	0	0	0	6
Jamie Pushor	7	0	0	0	0
Total	14	0	0	0	2
Pascal Rheaume	17	0	0	0	5
*Richard Scott	5	0	0	0	23
*Mike Siklenka	1	0	0	0	0
*Layne Ulmer	1	0	0	0	0
Steve Valiquette	2	0	0	0	0
Total	3	0	0	0	0
Jussi Markkanen	26	0	0	0	0
Mike Dunham	57	0	0	0	0

2005-06	GP	G	A	PTS	PIM
Jaromir Jagr	82	54	69	123	72
Michael Nylander	81	23	56	79	76
Martin Straka	82	22	54	76	42
Martin Rucinsky	52	16	39	55	56
Petr Sykora	40	16	15	31	22
Total	74	23	28	51	50
*Petr Prucha	68	30	17	47	32
Steve Rucchin	72	13	23	36	10
Michal Rozsival	82	5	25	30	90
Jason Ward	81	10	18	28	44
*Fedor Tyutin	77	6	19	25	58
Tom Poti	73	3	20	23	70
Sandis Ozolinsh	19	3	11	14	20
Total	36	6	14	20	28
*Dominic Moore	82	9	9	18	28
Marek Malik	74	2	16	18	78
Ville Nieminen	48	5	12	17	53
Marcel Hossa	64	10	6	16	28
Blair Betts	66	8	2	10	24
Jed Ortmeyer	78	5	2	7	38

2005-06 (CONT'D)	GP	G	A	PTS	PIM
Jason Strudwick	65	3	4	7	66
Darius Kasparaitis	67	0	6	6	97
*Ryan Hollweg	52	2	3	5	84
*Maxim Kondratiev	29	1	2	3	22
*Jarkko Immonen	6	2	0	2	0
*Thomas Pock	8	1	1	2	4
*Henrik Lundqvist	53	0	2	2	0
Jamie Lundmark	3	1	0	1	6
*Colton Orr	15	0	1	1	44
Total	35	0	1	1	71
*Chad Wiseman	1	0	1	1	4
Kevin Weekes	32	0	1	1	4
Fedor Fedorov	3	0	0	0	6
*Alexandre Giroux	1	0	0	0	0
*Bryce Lampman	1	0	0	0	2
*David Liffiton	1	0	0	0	2
Jeff Taffe	2	0	0	0	0
*Chris Holt	1	0	0	0	0

2006-07	GP	G	A	PTS	PIM
Jaromir Jagr	82	30	66	96	78
Michael Nylander	79	26	57	83	42
Martin Straka	77	29	41	70	24
Brendan Shanahan	67	29	33	62	47
Sean Avery	29	8	12	20	58
Total	84	18	30	48	174
Matt Cullen	80	16	25	41	52
Petr Prucha	79	22	18	40	30
Michal Rozsival	80	10	30	40	52
Karel Rachunek	66	6	20	26	38
Paul Mara	19	2	3	5	18
Total	78	5	18	23	113
Marek Malik	69	2	19	21	70
Marcel Hossa	64	10	8	18	26
Fedor Tyutin	66	2	12	14	44
Blair Betts	82	9	4	13	24
Aaron Ward	60	3	10	13	57
Adam Hall	49	4	8	12	18
Jed Ortmeyer	41	2	9	11	22
Jason Ward	46	4	6	10	26
Thomas Pock	44	4	4	8	16
*Ryan Callahan	14	4	2	6	9
*Jarkko Immonen	14	1	5	6	4
*Dan Girardi	34	0	6	6	8
Jason Krog	9	2	0	2	4
Total	23	3	3	6	10
Brad Isbister	19	1	4	5	14
Darius Kasparaitis	24	2	2	4	30
Colton Orr	53	2	1	3	126
Ryan Hollweg	78	1	2	3	131
Sandis Ozolinsh	21	0	3	3	8
*Nigel Dawes	8	1	0	1	0
Pascal Dupuis	6	1	0	1	0
*Brandon Dubinsky	6	0	0	0	2
*Bryce Lampman	1	0	0	0	0
*David Liffiton	2	0	0	0	7
Jason Strudwick	8	0	0	0	2
Steve Valiquette	3	0	0	0	0
Kevin Weekes	14	0	0	0	0
Henrik Lundqvist	70	0	0	0	0

2007-08	GP	G	A	PTS	PIM
Jaromir Jagr	82	25	46	71	58
Scott Gomez	81	16	54	70	36
Chris Drury	82	25	33	58	45
Brendan Shanahan	73	23	23	46	35
Martin Straka	65	14	27	41	22
*Brandon Dubinsky	82	14	26	40	79
Michal Rozsival	80	13	25	38	80
Sean Avery	57	15	18	33	154
*Nigel Dawes	61	14	15	29	10
Dan Girardi	82	10	18	28	14
Fredrik Sjostrom	18	2	0	2	8
Total	69	12	9	21	22
Fedor Tyutin	82	5	15	20	43
Christian Backman	18	2	6	8	20
Total	63	3	15	18	50
Petr Prucha	62	7	10	17	22
Paul Mara	61	1	16	17	52
*Ryan Callahan	52	8	5	13	31
Marek Malik	42	2	8	10	48
*Marc Staal	80	2	8	10	42
Marcel Hossa	36	1	7	8	24
Blair Betts	75	2	5	7	20
Ryan Hollweg	70	2	2	4	96
Colton Orr	74	1	1	2	159
Jason Strudwick	52	1	1	2	40
*Ivan Baranka	1	0	1	1	0
*Dane Byers	1	0	0	0	0
*Greg Moore	6	0	0	0	0



# REGULAR SEASON SCORING STATISTICS

2007-08 (CONT'D)					
	GP	G	A	PTS	PIM
Thomas Pock	1	0	0	0	0
Steve Valiquette	13	0	0	0	2
Henrik Lundqvist	72	0	0	0	2
2008-09					
	GP	G	A	PTS	PIM
Nik Antropov	18	7	6	13	6
Total	81	28	31	59	30
Nikolai Zherdev	82	23	35	58	39
Scott Gomez	77	16	42	58	60
Chris Drury	81	22	34	56	32
Markus Naslund	82	24	22	46	57
Brandon Dubinsky	82	13	28	41	112
Ryan Callahan	81	22	18	40	45
Michal Rozsival	76	8	22	30	52
Wade Redden	81	3	23	26	51
Dan Girardi	82	4	18	22	53
Sean Avery	18	5	7	12	34
Total	41	8	14	22	111
Paul Mara	76	5	16	21	94
Derek Morris	18	0	8	8	16
Total	75	5	15	20	40
Nigel Dawes	52	10	9	19	15
Aaron Voros	54	8	8	16	122
Marc Staal	82	3	12	15	64
*Lauri Korpikoski	68	6	8	14	14
Fredrik Sjostrom	79	7	6	13	30
Dmitri Kalinin	58	1	12	13	26
Blair Betts	81	6	4	10	16
Petr Prucha	28	4	5	9	16
Colton Orr	82	1	4	5	193
Dan Fritsche	16	1	3	4	2
*Corey Potter	5	1	1	2	0
Erik Reitz	11	0	0	0	24
Total	42	1	1	2	65
Henrik Lundqvist	70	0	2	2	0
Steve Valiquette	15	0	1	1	2
*Artem Anisimov	1	0	0	0	0
Patrick Rissmiller	2	0	0	0	0
*Michael Sauer	3	0	0	0	0
2009-10					
	GP	G	A	PTS	PIM
Marian Gaborik	76	42	44	86	37
Vinny Prospal	75	20	38	58	32
Olli Jokinen	26	4	11	15	22
Total	82	15	35	50	75
Brandon Dubinsky	69	20	24	44	54
Ryan Callahan	77	19	18	37	48
*Michael Del Zotto	80	9	28	37	32
Chris Drury	77	14	18	32	31
Sean Avery	69	11	20	31	160
*Artem Anisimov	82	12	16	28	32
Marc Staal	82	8	19	27	44
Erik Christensen	49	8	18	26	24
Total	58	8	18	26	26
Dan Girardi	82	6	18	24	53
Michal Rozsival	82	3	20	23	78
Ales Kotalik	45	8	14	22	38
*Matt Gilroy	69	4	11	15	23
Chris Higgins	55	6	8	14	32
Enver Lisin	57	6	8	14	18
Wade Redden	75	2	12	14	27
Brandon Prust	26	4	5	9	65
Total	69	5	9	14	163
Jody Shelley	21	2	4	6	37
Total	57	2	7	9	115
P.A. Parenteau	22	3	5	8	4
Aaron Voros	41	3	4	7	89
Brian Boyle	71	4	2	6	47
Anders Eriksson	8	0	2	2	0
Total	20	0	5	5	2
Alex Auld	3	0	0	0	0
Total	24	0	2	2	2
*Dane Byers	5	1	0	1	31
Donald Brashear	36	0	1	1	73
*Chad Johnson	5	0	1	1	0
Henrik Lundqvist	73	0	1	1	0
*Ilkka Heikkinen	7	0	0	0	0
*Corey Locke	3	0	0	0	0
*Corey Potter	3	0	0	0	2
*Bobby Sanguinetti	5	0	0	0	4
Matt Zaba	1	0	0	0	0
Steve Valiquette	6	0	0	0	0
2010-11					
	GP	G	A	PTS	PIM
Brandon Dubinsky	77	24	30	54	100
Ryan Callahan	60	23	25	48	46
Marian Gaborik	62	22	26	48	18
*Derek Stepan	82	21	24	45	20
Artem Anisimov	82	18	26	44	20
Brian Boyle	82	21	14	35	74

2010-11 (CONT'D)					
	GP	G	A	PTS	PIM
Wojtek Wolski	37	6	13	19	8
Total	73	12	23	35	18
Dan Girardi	80	4	27	31	37
Brandon Prust	82	13	16	29	160
Marc Staal	77	7	22	29	50
Bryan McCabe	19	2	4	6	6
Total	67	7	21	28	34
Erik Christensen	63	11	16	27	18
Ruslan Fedotenko	66	10	15	25	25
Sean Avery	76	3	21	24	174
Vinny Prospal	29	9	14	23	8
*Mats Zuccarello	42	6	17	23	4
Alex Frolov	43	7	9	16	8
*Michael Sauer	76	3	12	15	75
Michael Rozsival	32	3	12	15	22
Matt Gilroy	58	3	8	11	14
Michael Del Zotto	47	2	9	11	20
*Ryan McDonagh	40	1	8	9	14
Steve Eminger	65	2	4	6	22
Chris Drury	24	1	4	5	8
Henrik Lundqvist	68	0	4	4	6
Derek Boogaard	22	1	1	2	45
Todd White	18	1	1	2	2
*Chad Kolarik	4	0	1	1	2
Kris Newbury	11	0	1	1	35
*Brodie Dupont	1	0	0	0	0
*Evgeny Grachev	8	0	0	0	0
*Dale Weise	10	0	0	0	19
Jeremy Williams	1	0	0	0	0
Chad Johnson	1	0	0	0	0
Martin Biron	17	0	0	0	0
2011-12					
	GP	G	A	PTS	PIM
Marian Gaborik	82	41	35	76	34
Brad Richards	82	25	41	66	22
Ryan Callahan	76	29	25	54	61
Derek Stepan	82	17	34	51	22
Michael Del Zotto	77	10	31	41	36
*Carl Hagelin	64	14	24	38	24
Artem Anisimov	79	16	20	36	34
Brandon Dubinsky	77	10	24	34	110
Ryan McDonagh	82	7	25	32	44
Dan Girardi	82	5	24	29	20
Brian Boyle	82	11	15	26	59
Ruslan Fedotenko	73	9	11	20	16
Anton Stralman	53	2	16	18	20
Brandon Prust	82	5	12	17	156
John Mitchell	63	5	11	16	8
*Stu Bickel	51	0	9	9	108
Jeff Woywitka	27	1	5	6	8
Mike Rupp	60	4	1	5	97
Steve Eminger	42	2	3	5	28
Marc Staal	46	2	3	5	16
Erik Christensen	20	1	4	5	2
Sean Avery	15	3	0	3	21
Mats Zuccarello	10	2	1	3	6
Michael Sauer	9	1	2	3	21
Wojtek Wolski	9	0	3	3	2
Martin Biron	21	0	3	3	0
*Tim Erixon	18	0	2	2	8
Henrik Lundqvist	62	0	2	2	4
Andre Deveau	9	0	1	1	29
John Scott	6	0	0	0	5
Total	35	0	1	1	53
Brendan Bell	1	0	0	0	0
Kris Newbury	7	0	0	0	24
2012-13					
	GP	G	A	PTS	PIM
Derek Stepan	48	18	26	44	12
Rick Nash	44	21	21	42	26
Brad Richards	46	11	23	34	14
Ryan Callahan	45	16	15	31	12
Derrick Brassard	13	5	6	11	0
Total	47	12	17	29	16
Carl Hagelin	48	10	14	24	18
Michael Del Zotto	46	3	18	21	18
Marian Gaborik	35	9	10	19	8
Ryan McDonagh	47	4	15	19	22
Ryane Clowe	12	3	5	8	14
Total	40	3	16	19	93
Dan Girardi	46	2	12	14	16
Taylor Pyatt	48	6	5	11	6
Marc Staal	21	2	9	11	14
Derek Dorsett	24	3	6	9	53
Total	24	3	6	9	53
Mats Zuccarello	15	3	5	8	8
Anton Stralman	48	4	3	7	16
John Moore	13	1	5	6	5
Total	30	1	6	7	7
Brian Boyle	38	2	3	5	29

# REGULAR SEASON SCORING STATISTICS

2012-13 (CONT'D)	GP	G	A	PTS	PIM
*J.T. Miller	26	2	2	4	8
*Chris Kreider	23	2	1	3	6
Steve Eminger	35	0	3	3	8
Arron Asham	27	2	0	2	50
Benn Ferriero	4	0	1	1	0
Jeff Halpern	30	0	1	1	8
Kris Newbury	6	0	1	1	9
Roman Hamrlík	12	0	0	0	6
<b>NYR Total</b>	16	0	1	1	8
Henrik Lundqvist	43	0	1	1	0
Stu Bickel	16	0	0	0	49
Matt Gilroy	15	0	0	0	6
Michael Haley	9	0	0	0	12
*Brandon Mashinter	4	0	0	0	0
Darroll Powe	34	0	0	0	18
<b>NYR Total</b>	42	0	0	0	27
Mike Rupp	8	0	0	0	12
Brandon Segal	1	0	0	0	2
*Christian Thomas	1	0	0	0	0
Martin Biron	6	0	0	0	0

2013-14	GP	G	A	PTS	PIM
Martin St. Louis	19	1	7	8	4
<b>NYR Total</b>	81	30	39	69	10
Mats Zuccarello	77	19	40	59	32
Derek Stepan	82	17	40	57	18
Brad Richards	82	20	31	51	18
Derrick Brassard	81	18	27	45	46
Ryan McDonagh	77	14	29	43	36
Rick Nash	65	26	13	39	36
*Chris Kreider	66	17	20	37	72
Benoit Pouliot	80	15	21	36	56
Carl Hagelin	72	17	16	33	44
Ryan Callahan	45	11	14	25	16
Dan Girardi	81	5	19	24	16
Brian Boyle	82	6	12	18	56
Dominic Moore	73	6	12	18	18
John Moore	74	4	11	15	25
Raphael Diaz	11	1	1	2	4
<b>NYR Total</b>	63	2	13	15	16
Marc Staal	72	3	11	14	24
Anton Stralman	81	1	12	13	26
Michael Del Zotto	42	2	9	11	10
Kevin Klein	30	1	5	6	0
<b>NYR Total</b>	77	2	7	9	21
Derek Dorsett	51	4	4	8	128
J.T. Miller	30	3	3	6	18
Daniel Carcillo	31	3	0	3	43
<b>NYR Total</b>	57	4	1	5	100
Henrik Lundqvist	63	0	4	4	0
Justin Falk	21	0	2	2	20
Taylor Pyatt	22	0	1	1	10
*Conor Allen	3	0	0	0	0
Arron Asham	6	0	0	0	14
*Jesper Fast	11	0	0	0	2
*Brandon Mashinter	6	0	0	0	10
*Dylan McIlrath	2	0	0	0	7
Darroll Powe	1	0	0	0	0
Martin Biron	2	0	0	0	0
Cam Talbot	21	0	0	0	0

2014-15	GP	G	A	PTS	PIM
Rick Nash	79	42	27	69	36
Derrick Brassard	80	19	41	60	34
Derek Stepan	68	16	39	55	22
Martin St. Louis	74	21	31	52	20
Keith Yandle	21	2	9	11	8
<b>NYR Total</b>	84	6	46	52	40
Mats Zuccarello	78	15	34	49	45
Chris Kreider	80	21	25	46	88
*Kevin Hayes	79	17	28	45	22
Carl Hagelin	82	17	18	35	46
Ryan McDonagh	71	8	25	33	26
Dominic Moore	82	10	17	27	28
Kevin Klein	65	9	17	26	25
J.T. Miller	58	10	13	23	23
Dan Boyle	65	9	11	20	20
Marc Staal	80	5	15	20	42
Dan Girardi	82	4	16	20	22
Lee Stempniak	53	9	9	18	18
James Sheppard	14	2	0	2	9
<b>NYR Total</b>	71	7	11	18	37
*Jesper Fast	58	6	8	14	8
Matt Hunwick	55	2	9	11	16
*Anthony Duclair	18	1	6	7	4
Tanner Glass	66	1	5	6	98
John Moore	38	1	5	6	19
Chris Summers	3	0	0	0	0
<b>NYR Total</b>	20	0	3	3	8
Chris Mueller	7	1	1	2	0

2014-15 (CONT'D)	GP	G	A	PTS	PIM
Michael Kostka	7	0	1	1	0
Henrik Lundqvist	46	0	1	1	0
Ryan Malone	6	0	0	0	4
*Conor Allen	4	0	0	0	4
*Ryan Bourque	1	0	0	0	0
*Oscar Lindberg	1	0	0	0	0
*Dylan McIlrath	1	0	0	0	9
Cam Talbot	36	0	0	0	0
*Mackenzie Skapski	2	0	0	0	0

2015-16	GP	G	A	PTS	PIM
Mats Zuccarello	81	26	35	61	34
Derrick Brassard	80	27	31	58	30
Derek Stepan	72	22	31	53	20
Keith Yandle	82	5	42	47	40
Chris Kreider	79	21	22	43	58
J.T. Miller	82	22	21	43	46
Eric Staal	20	3	3	6	2
<b>NYR Total</b>	83	13	26	39	34
Kevin Hayes	79	14	22	36	30
Rick Nash	60	15	21	36	30
Ryan McDonagh	73	9	25	34	22
Jesper Fast	79	10	20	30	18
*Oscar Lindberg	68	13	15	28	43
Kevin Klein	69	9	17	26	19
Dan Boyle	74	10	14	24	30
Viktor Stalberg	75	9	11	20	22
Dan Girardi	74	2	15	17	20
Marc Staal	77	2	13	15	36
Dominic Moore	80	6	9	15	32
Tanner Glass	57	4	3	7	66
*Dylan McIlrath	34	2	2	4	64
Henrik Lundqvist	65	0	4	4	4
Emerson Etem	19	0	3	3	2
Jarret Stoll	29	1	2	3	20
Jayson Megna	6	1	1	2	2
*Marek Hrivik	5	0	1	1	0
Chris Summers	3	0	0	0	4
Daniel Paille	12	0	0	0	0
*Brady Skjei	7	0	0	0	4
Antti Raanta	25	0	0	0	0
*Magnus Hellberg	1	0	0	0	0

2016-17	GP	G	A	PTS	PIM
Mats Zuccarello	80	15	44	59	26
J.T. Miller	82	22	34	56	21
Derek Stepan	81	17	38	55	16
Chris Kreider	75	28	25	53	58
Kevin Hayes	76	17	32	49	18
Ryan McDonagh	77	6	36	42	37
Michael Grabner	76	27	13	40	10
*Brady Skjei	80	5	34	39	42
Rick Nash	67	23	15	38	26
Mika Zibanejad	56	14	23	37	16
Nick Holden	80	11	23	34	35
*Jimmy Vesey	80	16	11	27	26
Jesper Fast	68	6	15	21	16
Oscar Lindberg	65	8	12	20	32
*Pavel Buchnevich	41	8	12	20	13
Brandon Pirri	60	8	10	18	25
Dan Girardi	63	4	11	15	16
Kevin Klein	60	3	11	14	31
Adam Clendening	31	2	9	11	17
Marc Staal	72	3	7	10	34
Matt Puempel	27	6	3	9	4
<b>NYR Total</b>	40	6	3	9	11
Brendan Smith	18	1	3	4	29
<b>NYR Total</b>	51	3	6	9	63
Tanner Glass	11	1	1	2	17
*Marek Hrivik	16	0	2	2	2
Steven Kampfer	10	1	1	2	2
<b>NYR Total</b>	11	1	1	2	6
Josh Jooris	12	1	1	2	6
Henrik Lundqvist	57	0	1	1	0
Antti Raanta	30	0	1	1	0
Dylan McIlrath	1	0	0	0	4
*Nicklas Jensen	7	0	0	0	0
Taylor Beck	2	0	0	0	0
*Boo Nieves	1	0	0	0	0
*Magnus Hellberg	2	0	0	0	0

## REGULAR SEASON GOALTENDING STATISTICS

YEAR	GOALTENDER	GP	W	L	T/OT	GA	GAA	SO
1926-27	Lorne Chabot	37	22	9	5	59	1.46	10
	Hal Winkler	8	3	4	1	13	1.65	2
1927-28	Lorne Chabot	44	19	16	9	79	1.74	11
1928-29	John Ross Roach	44	21	13	10	65	1.41	13
1929-30	John Ross Roach	44	17	17	10	143	3.10	1
1930-31	John Ross Roach	44	19	16	9	87	1.89	7
1931-32	John Ross Roach	48	23	17	8	112	2.23	9
1932-33	Andy Aitkenhead	48	23	17	8	107	2.16	3
1933-34	Andy Aitkenhead	48	21	19	8	113	2.27	7
1934-35	Dave Kerr	37	19	12	6	94	2.46	4
	Andy Aitkenhead	10	3	7	0	37	3.64	1
	Percy Jackson	1	0	1	0	8	8.00	0
1935-36	Dave Kerr	47	18	17	12	95	1.91	8
	Bert Gardiner	1	1	0	0	1	1.00	0
1936-37	Dave Kerr	48	19	20	9	106	2.11	4
1937-38	Dave Kerr	48	27	15	6	96	1.95	8
1938-39	Dave Kerr	48	26	16	6	104	2.12	6
1939-40	Dave Kerr	48	27	11	10	77	1.54	8
1940-41	Dave Kerr	48	21	19	8	125	2.49	2
1941-42	Jim Henry	48	29	17	2	143	2.90	1
1942-43	Jimmy Franks	23	5	14	4	103	4.48	0
	Bill Beveridge	17	4	10	3	89	5.24	1
	Steve Buzinski	9	2	6	1	55	5.89	0
	Lionel Bouvrette	1	0	1	0	6	6.00	0
1943-44	Ken McAuley*	50	6	39	5	310	6.24	0
1944-45	Ken McAuley	46	11	25	10	227	4.93	1
	Doug Stevenson	4	0	4	0	20	5.00	0
1945-46	Chuck Rayner	41	12	21	7	151	3.76	1
	Jim Henry	10	1	7	2	39	4.16	1
1946-47	Chuck Rayner	58	22	30	6	177	3.05	5
	Jim Henry	2	0	2	0	9	4.50	0
1947-48	Jim Henry	48	17	18	13	152	3.19	2
	Chuck Rayner	12	4	7	0	42	3.65	0
	Bob DeCourcy	1	0	1	0	6	12.29	0
1948-49	Chuck Rayner	58	16	31	11	168	2.90	7
	Emile Francis	2	2	0	0	4	2.00	0
1949-50	Chuck Rayner	69	28	30	11	181	2.62	6
	Emile Francis	1	0	1	0	8	8.00	0
1950-51	Chuck Rayner	66	19	27	20	185	2.85	2
	Emile Francis	5	1	2	1	14	3.23	0
1951-52	Chuck Rayner	53	18	25	10	156	3.00	2
	Emile Francis	14	4	7	3	41	3.00	0
	Lorne Anderson	3	1	2	0	18	6.00	0
1952-53	Lorne Worsley	50	13	29	8	151	3.06	2
	Chuck Rayner	20	4	8	8	58	2.90	1
1953-54	Johnny Bower	70	29	31	10	178	2.60	5
1954-55	Lorne Worsley	65	15	33	17	195	3.03	4
	Johnny Bower	5	2	2	1	13	2.60	0
1955-56	Lorne Worsley	70	32	28	10	198	2.83	4
1956-57	Lorne Worsley	68	26	28	14	216	3.18	3
	Johnny Bower	2	0	2	0	6	3.00	0
1957-58	Lorne Worsley	37	21	10	6	86	2.32	4
	Marcel Paille	33	11	15	7	102	3.09	1
1958-59	Lorne Worsley	66	26	29	11	193	2.97	2
	Marcel Paille	1	0	0	1	4	4.00	0
	Bruce Gamble	3	0	3	0	11	3.67	0
	Julian Klymkiw	1	0	0	0	2	6.32	0
1959-60	Lorne Worsley	39	7	23	8	135	3.52	0
	Marcel Paille	17	6	9	2	67	3.94	1
	Al Rollins	10	3	4	3	31	3.10	0
	Jack McCartan	4	1	1	2	7	1.75	0
	Joe Schaefer	1	0	1	0	5	7.57	0
1960-61	Lorne Worsley	59	20	29	8	190	3.28	1
	Marcel Paille	4	1	2	1	16	4.00	0
	Jack McCartan	8	1	6	1	35	4.77	1
	Joe Schaefer	1	0	1	0	3	3.64	0
1961-62	Lorne Worsley	60	22	27	9	172	2.92	2
	Marcel Paille	10	4	4	2	28	2.80	0
	Danny Olesevich	1	0	0	1	2	4.14	0
	Dave Dryden	1	0	1	0	3	4.50	0
1962-63	Lorne Worsley	67	22	34	10	217	3.27	2
	Marcel Paille	3	0	1	2	10	3.33	0
	Marcel Pelletier	2	0	1	0	3	4.62	0
1963-64	Jacques Plante	65	22	36	7	220	3.38	3
	Gilles Villeneuve	5	0	2	3	18	3.60	0
1964-65	Jacques Plante	33	10	17	5	109	3.37	2
	Marcel Paille	39	10	21	7	135	3.58	0
1965-66	Ed Giacomin	36	8	20	6	125	3.68	0
	Cesare Maniago	28	9	14	4	94	3.50	2
	Don Simmons	12	1	7	1	40	4.36	0

## REGULAR SEASON GOALTENDING STATISTICS

YEAR	GOALTENDER	GP	W	L	T/OT	GA	GAA	SO
1966-67	Ed Giacomini	68	30	27	11	173	2.61	9
	Cesare Maniago	6	0	1	1	14	3.84	0
1967-68	Ed Giacomini	66	36	20	10	160	2.44	8
	Gilles Villemure	4	1	2	0	8	2.40	1
1968-69	Don Simmons	5	2	1	2	13	2.60	0
	Ed Giacomini	70	38	23	7	175	2.55	7
	Gilles Villemure	4	2	1	1	9	2.25	0
1969-70	Don Simmons	5	1	2	1	8	2.33	0
	Ed Giacomini	70	35	21	14	163	2.36	6
	Terry Sawchuk	8	3	1	2	20	2.91	1
1970-71	Ed Giacomini	45	27	10	7	95	2.16	8
	Gilles Villemure	34	22	8	4	78	2.30	4
1971-72	Gilles Villemure	37	24	7	4	74	2.09	3
	Ed Giacomini	44	24	10	9	115	2.70	1
1972-73	Ed Giacomini	43	26	11	6	125	2.91	4
	Gilles Villemure	34	20	12	2	78	2.29	3
1973-74	Peter McDuffe	1	1	0	0	1	1.00	0
	Ed Giacomini	56	30	15	10	168	3.07	5
	Gilles Villemure	21	7	7	3	62	3.53	0
1974-75	Peter McDuffe	6	3	2	1	18	3.18	0
	Ed Giacomini	37	13	12	8	120	3.48	1
	Gilles Villemure	45	22	14	6	130	3.16	2
1975-76	Dunc Wilson	3	1	2	0	13	4.33	0
	Curt Ridley	2	1	1	0	7	5.19	0
	John Davidson	56	22	28	5	212	3.97	3
1976-77	Dunc Wilson	20	5	9	3	76	4.22	0
	Doug Soetaert	8	2	2	0	24	5.27	0
	Ed Giacomini	4	0	3	1	19	4.75	0
1977-78	John Davidson	39	14	14	6	125	3.54	1
	Gilles Gratton	41	11	18	7	143	4.22	0
	Doug Soetaert	12	3	4	1	28	2.95	1
1978-79	Dave Tataryn	2	1	1	0	10	7.50	0
	John Davidson	34	14	13	4	98	3.18	1
	Wayne Thomas	41	12	20	7	141	3.60	4
1979-80	Hardy Astrom	4	2	2	0	14	3.50	0
	Doug Soetaert	6	2	2	2	20	3.33	0
	John Davidson	39	20	12	5	131	3.52	0
1980-81	Wayne Thomas	31	15	10	3	101	3.63	1
	Doug Soetaert	17	5	7	3	57	3.80	0
	John Davidson	41	20	15	4	122	3.17	2
1981-82	Steve Baker	27	9	8	6	79	3.41	1
	Wayne Thomas	12	4	7	0	44	3.95	0
	Doug Soetaert	8	5	2	0	33	4.55	0
1982-83	Doug Soetaert	39	16	16	7	152	3.93	0
	Steve Baker	21	10	6	5	73	3.48	2
	Wayne Thomas	10	3	6	1	34	3.40	0
1983-84	John Davidson	10	1	7	1	48	5.14	0
	Steve Weeks	1	0	1	0	2	2.00	0
	Steve Weeks	49	23	16	9	179	3.77	1
1984-85	Ed Mio	25	13	6	5	89	3.56	0
	John Davidson	1	1	0	0	1	1.00	0
	John Vanbiesbrouck	1	1	0	0	1	1.00	0
1985-86	Steve Baker	6	1	5	0	33	6.04	0
	Ed Mio	41	16	18	6	136	3.45	2
	John Davidson	2	1	1	0	5	2.50	0
1986-87	Steve Baker	3	0	1	0	5	2.94	0
	Glen Hanlon	21	9	10	1	67	3.43	0
	Steve Weeks	18	9	5	3	68	3.92	0
1987-88	Glen Hanlon	50	28	14	4	166	3.51	1
	Steve Weeks	26	10	11	2	90	3.97	0
	Ron Scott	9	2	3	3	29	3.59	0
1988-89	John Vanbiesbrouck	3	2	1	0	9	3.33	0
	Glen Hanlon	44	14	20	7	175	4.18	0
	John Vanbiesbrouck	42	12	24	3	166	4.22	1
1989-90	John Vanbiesbrouck	61	31	21	5	184	3.32	3
	Glen Hanlon	23	5	12	1	65	3.33	0
	Ron Scott	4	0	3	0	11	4.23	0
1990-91	Terry Kleisinger	4	0	2	0	14	4.40	0
	Bob Froese	28	14	11	0	92	3.74	0
	John Vanbiesbrouck	50	18	20	5	161	3.64	0
1991-92	Ron Scott	1	0	0	1	5	4.62	0
	Doug Soetaert	13	2	7	2	58	5.16	0
	John Vanbiesbrouck	56	27	22	7	187	3.38	2
1992-93	Bob Froese	25	8	11	3	85	3.53	0
	Ron Scott	2	1	1	0	6	4.00	0
1993-94	John Vanbiesbrouck	56	28	21	4	197	3.69	0
	Bob Froese	30	9	14	4	102	3.78	1
1994-95	Mike Richter	23	12	5	5	66	3.00	0
	Bob Froese	15	5	7	1	45	3.33	0
	John Vanbiesbrouck	47	19	19	7	154	3.38	1

## REGULAR SEASON GOALTENDING STATISTICS

YEAR	GOALTENDER	GP	W	L	T/OT	GA	GAA	SO
1990-91	Mike Richter	45	21	13	7	135	3.12	0
	John Vanbiesbrouck	40	15	18	6	126	3.35	3
1991-92	John Vanbiesbrouck	45	27	13	3	120	2.85	2
	Mike Richter	41	23	12	2	119	3.11	3
1992-93	John Vanbiesbrouck	48	20	18	7	152	3.31	4
	Mike Richter	38	13	19	3	134	3.82	1
1993-94	Corey Hirsch	4	1	2	1	14	3.75	0
	Mike Richter	68	42	12	6	159	2.57	5
1994-95	Glenn Healy	29	10	12	2	69	3.03	2
	Glenn Healy	17	8	6	1	35	2.36	1
1995-96	Mike Richter	35	14	17	2	97	2.92	2
	Jamie Ram	1	0	0	0	0	0.00	0
1996-97	Mike Richter	41	24	13	3	107	2.68	3
	Glenn Healy	44	17	14	11	124	2.90	2
1997-98	Glenn Healy	23	5	12	4	59	2.61	1
	Mike Richter	61	33	22	6	161	2.68	4
1998-99	Dan Cloutier	12	4	5	1	23	2.50	0
	Mike Richter	72	21	31	15	184	2.66	0
1999-00	Jason Muzzatti	6	0	3	2	17	3.26	0
	Dan Cloutier	22	6	8	3	49	2.68	0
2000-01	Mike Richter	68	27	30	8	170	2.63	4
	Jean-Francois Labbe	1	0	1	0	3	3.00	0
2001-02	Milan Hnilecka	2	0	1	0	5	3.49	0
	Kirk McLean	22	7	8	4	58	2.89	0
2002-03	Mike Richter	61	22	31	8	173	2.87	0
	Jason LaBarbera	1	0	0	0	0	0.00	0
2003-04	Mike Richter	45	20	21	3	144	3.28	0
	Guy Hebert	13	5	7	1	42	3.43	0
2004-05	Kirk McLean	23	8	10	1	71	3.49	0
	Vitali Veremeyev	4	0	4	0	16	4.53	0
2005-06	Johan Holmqvist	2	0	2	0	10	5.04	0
	Johan Holmqvist	1	0	0	0	0	0.00	0
2006-07	Mike Richter	55	24	26	4	157	2.95	2
	Dan Blackburn	31	12	16	0	95	3.28	0
2007-08	Mike Richter	13	5	6	1	34	2.94	0
	Mike Dunham	43	19	17	5	94	2.29	5
2008-09	Johan Holmqvist	1	0	1	0	2	3.08	0
	Dan Blackburn	32	8	16	4	93	3.17	1
2009-10	Jussi Markkanen	26	8	12	1	53	2.56	2
	Jamie McLennan	4	1	3	0	12	2.95	0
2010-11	Steve Valiquette	2	1	1	0	6	3.00	0
	Mike Dunham	57	16	30	6	159	3.03	2
2011-12	Jason LaBarbera	4	1	2	0	16	4.85	0
	Chris Holt	1	0	0	0	0	0.00	0
2012-13	Henrik Lundqvist	53	30	12	9	116	2.24	2
	Kevin Weekes	32	14	14	3	91	2.95	0
2013-14	Henrik Lundqvist	70	37	22	8	160	2.34	5
	Kevin Weekes	14	4	6	2	43	3.39	0
2014-15	Steve Valiquette	3	1	2	0	6	3.13	0
	Henrik Lundqvist	72	37	24	10	160	2.23	10
2015-16	Steve Valiquette	13	5	3	3	25	2.19	2
	Henrik Lundqvist	70	38	25	7	168	2.43	3
2016-17	Steve Valiquette	15	5	5	2	39	2.84	1
	Henrik Lundqvist	73	35	27	10	167	2.38	4
2017-18	Steve Valiquette	6	2	3	0	19	3.74	1
	Chad Johnson	5	1	2	1	11	2.35	0
2018-19	Alex Auld	3	0	1	0	5	2.52	0
	Matt Zaba	1	0	0	0	52	3.53	0
2019-20	Henrik Lundqvist	68	36	27	5	152	2.28	11
	Martin Biron	17	8	6	0	33	2.13	0
2020-21	Chad Johnson	1	0	0	0	2	6.00	0
	Henrik Lundqvist	62	39	18	5	123	1.97	8
2021-22	Martin Biron	21	12	6	2	50	2.46	2
	Henrik Lundqvist	43	24	16	3	88	2.05	2
2022-23	Martin Biron	6	2	2	1	13	2.32	0
	Henrik Lundqvist	63	33	24	5	144	2.36	5
2023-24	Cam Talbot	21	12	6	1	33	1.64	3
	Martin Biron	2	0	1	0	9	7.61	0
2024-25	Henrik Lundqvist	46	30	13	3	103	2.25	5
	Cam Talbot	36	21	9	4	77	2.21	5
2025-26	Mackenzie Skapski	2	2	0	0	1	0.50	1
	Henrik Lundqvist	65	35	21	7	156	2.48	4
2026-27	Antti Raanta	25	11	6	2	43	2.24	1
	Magnus Hellberg	1	0	0	0	2	6.00	0
2027-28	Henrik Lundqvist	57	31	20	4	148	2.74	2
	Antti Raanta	30	16	8	2	61	2.26	4
2028-29	Magnus Hellberg	2	1	0	0	2	1.53	0

\*Harry Lumley, spare Detroit goaltender, substituted for McAuley in one period of one game when McAuley was injured. Lumley didn't allow a goal.

## ALL-TIME REGULAR SEASON COACHING RESULTS

COACH	SEASONS	GC	W	L	T/OT	PCT.
Lester Patrick	(1926-27 - 1938-39)	604	281	216	107	.554
Frank Boucher	(1939-40 - 12/21/48)	486	166	243	77	.412
Lynn Patrick	(12/21/48 - 1949-50)	107	40	51	16	.449
Neil Colville	(1950-51 - 12/6/51)	93	26	41	26	.419
Bill Cook	(12/6/51 - 1952-53)	117	34	59	24	.393
Frank Boucher	(1953-54 - 1/6/54)	39	13	20	6	.410
Muzz Patrick	(1/6/54 - 1954-55)	105	35	47	23	.443
Phil Watson	(1955-56 - 11/12/59)	294	118	124	52	.490
Alf Pike	(11/18/59 - 1960-61)	123	36	66	21	.378
Doug Harvey	(5/30/61 - 1961-62)	70	26	32	12	.457
Muzz Patrick	(9/7/62 - 12/28/62)	34	11	19	4	.382
Red Sullivan	(12/28/62 - 12/5/65)	196	58	103	35	.385
Emile Francis	(12/5/65 - 6/4/68)	193	81	82	30	.497
Bernie Geoffrion	(6/4/68 - 1/17/69)	43	22	18	3	.547
Emile Francis	(1/17/69 - 6/4/73)	344	202	88	54	.666
Larry Popein	(6/4/73 - 1/11/74)	41	18	14	9	.549
Emile Francis	(1/11/74 - 5/19/75)	117	59	39	19	.585
Ron Stewart	(5/19/75 - 1/7/76)	39	15	20	4	.436
John Ferguson	(1/7/76 - 8/22/77)	121	43	59	19	.434
Jean-Guy Talbot	(8/22/77 - 6/2/78)	80	30	37	13	.456
Fred Shero	(6/2/78 - 11/22/80)	180	82	74	24	.522
Craig Patrick	(11/22/80 - 6/4/81)	60	26	23	11	.525
Herb Brooks	(6/4/81 - 1/21/85)	285	131	113	41	.532
Craig Patrick	(1/21/85 - 6/19/85)	35	11	22	2	.343
Ted Sator	(6/19/85 - 11/21/86)	99	41	48	10	.465
* Phil Esposito	(1986 - 87)	43	24	19	0	.558
* Tom Webster	(1986 - 87)	16	5	7	4	.474
* Wayne Cashman/Ed Giacomin	(1986 - 87)	2	0	2	0	.000
Michel Bergeron	(6/18/87 - 4/1/89)	158	73	67	18	.519
Phil Esposito	(4/1/89 - 5/24/89)	2	0	2	0	.000
Roger Neilson	(8/15/89 - 1/4/93)	280	141	104	35	.566
Ron Smith	(1/4/93 - 4/16/93)	44	15	22	7	.421
Mike Keenan	(4/17/93 - 7/24/94)	84	52	24	8	.667
Colin Campbell	(8/10/94 - 2/18/98)	269	118	108	43	.519
*** John Muckler	(2/19/98 - 3/28/00)	185	70	91	24	.443
** John Tortorella	(3/28/00 - 4/9/00)	4	0	3	1	.125
*** Ron Low	(7/12/00 - 4/15/02)	164	69	86	9	.463
*** Bryan Trottier	(6/6/02 - 1/26/03)	54	21	27	6	.444
*** Glen Sather	(1/30/03 - 2/25/04)	90	33	46	11	.428
*** Tom Renney	(2/25/04 - 2/23/09)	327	164	121	42	.566
*** John Tortorella	(2/23/09 - 5/29/13)	319	171	118	30	.583
*** Alain Vigneault	(6/21/13 - present)	328	192	108	28	.628

\* Due to illness to Tom Webster, head coaching situation changed several times during season.

\*\* John Tortorella served as interim coach for the remainder of the 1999-00 season, replacing John Muckler.

\*\*\* From 1999-00 through 2003-04, coaches were charged with a loss if their team lost in overtime, even though the team was not credited with a loss. Beginning in 2005-06, coaches were no longer charged with a loss if the team lost in overtime or a shootout, instead receiving a mark in the "OT" column. For career records, this statistic is incorporated in the third column, in addition to career ties.

# ALL-TIME RESULTS GAME-BY-GAME

## 1926-27

GAME	DATE	OPPONENT	SCORE	RESULT
1	11-16	MTLM	1-0	W
2	11-20	@ TOR	5-1	W
3	11-25	@ PIT	0-2	L
4	11-27	@ MTL	2-0	W
5	11-30	CHI	4-3*	W
6	12-4	@ DET	0-1	L
7	12-7	@ BOS	1-0	W
8	12-12	BOS	2-1*	W
9	12-15	@ CHI	2-6	L
10	12-19	DET	1-1	T
11	12-21	PIT	1-0	W
12	12-23	@ OTT	0-1	L
13	12-26	@ NYA	2-5	L
14	12-28	OTT	2-3*	L
15	1-1	@ CHI	4-0	W

## 1926-27 (CONT'D)

GAME	DATE	OPPONENT	SCORE	RESULT
16	1-6	MTL	1-0	W
17	1-9	DET	4-1	W
18	1-11	@ MTLM	3-2	W
19	1-13	TOR	1-1	T
20	1-16	CHI	5-4	W
21	1-18	@ BOS	3-7	L
22	1-20	BOS	2-2	T
23	1-23	NYA	2-0	W
24	1-27	@ MTL	3-2	W
25	1-29	@ DET	2-0	W
26	2-1	MTL	0-1*	L
27	2-6	PIT	2-1	W
28	2-10	@ TOR	3-2	W
29	2-12	@ PIT	3-2*	W
30	2-15	@ OTT	2-2	T

## 1926-27 (CONT'D)

GAME	DATE	OPPONENT	SCORE	RESULT
31	2-17	MTLM	1-4	L
32	2-20	BOS	3-1	W
33	2-22	TOR	2-3*	L
34	2-24	OTT	0-1*	L
35	2-27	@ NYA	4-1	W
36	3-1	@ CHI	0-3	L
37	3-5	@ MTLM	0-0	T
38	3-13	DET	2-2	T
39	3-15	@ PIT	5-0	W
40	3-17	@ DET	2-0	W
41	3-20	NYA	2-1	W
42	3-22	PIT	4-1	W
43	3-25	CHI	4-0	W
44	3-26	@ BOS	3-4*	L

## 1927-28

GAME	DATE	OPPONENT	SCORE	RESULT
1	11-15	@ TOR	4-2	W
2	11-17	OTT	3-2	W
3	11-20	@ NYA	2-1	W
4	11-22	MTLM	3-4	L
5	11-27	BOS	1-1	T
6	11-29	@ OTT	2-1	W
7	12-1	@ MTLM	1-1	T
8	12-3	@ CHI	2-4	L
9	12-4	@ DET	3-1	W
10	12-6	@ PIT	2-2	T
11	12-11	MTL	0-2	L
12	12-13	@ BOS	3-2	W
13	12-15	DET	1-2	L
14	12-20	PIT	2-0	W
15	12-25	CHI	2-0	W

## 1927-28 (CONT'D)

GAME	DATE	OPPONENT	SCORE	RESULT
16	12-27	@ BOS	0-2	L
17	12-29	NYA	3-3	T
18	12-31	@ MTL	0-1	L
19	1-3	DET	2-4	L
20	1-8	CHI	5-0	W
21	1-12	BOS	2-2	T
22	1-14	@ TOR	1-6	L
23	1-15	@ DET	2-1	W
24	1-17	TOR	1-2	L
25	1-22	PIT	4-1	W
26	1-26	DET	3-0	W
27	1-29	@ NYA	7-0	W
28	1-31	MTLM	3-1	W
29	2-4	@ PIT	2-4	L
30	2-7	OTT	0-0	T

## 1927-28 (CONT'D)

GAME	DATE	OPPONENT	SCORE	RESULT
31	2-8	@ OTT	0-0	T
32	2-12	CHI	0-3	L
33	2-19	BOS	0-2	L
34	2-23	PIT	3-0	W
35	2-25	@ CHI	1-0	W
36	2-26	@ DET	0-0	T
37	2-28	TOR	1-0	W
38	3-6	@ MTLM	1-3	L
39	3-8	@ MTL	3-4	L
40	3-10	@ BOS	3-3	T
41	3-13	MTL	1-4	L
42	3-18	NYA	7-3	W
43	3-21	@ CHI	6-1	W
44	3-24	@ PIT	2-4	L

## 1928-29

GAME	DATE	OPPONENT	SCORE	RESULT
1	11-15	@ DET	2-0	W
2	11-18	@ NYA	1-1	T
3	11-20	MTLM	0-1	L
4	11-22	@ CHI	2-1	W
5	11-25	PIT	2-0	W
6	11-29	CHI	2-1*	W
7	12-1	@ MTLM	0-3	L
8	12-4	@ BOS	0-2	L
9	12-6	@ PIT	0-0	T
10	12-9	@ DET	2-2	T
11	12-11	TOR	3-2	W
12	12-13	@ MTL	3-2*	W
13	12-16	DET	3-0	W
14	12-20	OTT	1-0	W
15	12-25	NYA	0-1	L

## 1928-29 (CONT'D)

GAME	DATE	OPPONENT	SCORE	RESULT
16	12-30	BOS	2-0	W
17	1-1	@ TOR	3-2	W
18	1-3	PIT	2-2	T
19	1-6	@ NYA	0-0	T
20	1-10	@ OTT	9-3	W
21	1-13	DET	1-0	W
22	1-15	@ BOS	1-4	L
23	1-17	CHI	1-0	W
24	1-19	@ MTL	0-0	T
25	1-22	TOR	1-0	W
26	1-24	@ PIT	3-1	W
27	1-27	BOS	1-2	L
28	1-28	MTL	0-1	L
29	1-31	NYA	2-1	W
30	2-2	@ CHI	3-2	W

## 1928-29 (CONT'D)

GAME	DATE	OPPONENT	SCORE	RESULT
31	2-5	MTLM	1-1	T
32	2-7	@ OTT	1-2	L
33	2-10	MTL	3-3	T
34	2-14	@ TOR	1-3	L
35	2-17	PIT	2-1	W
36	2-21	DET	0-1	L
37	2-23	@ MTLM	1-9	L
38	2-26	OTT	2-0	W
39	2-28	@ CHI	0-0	T
40	3-3	@ DET	3-2	W
41	3-5	@ BOS	1-2	L
42	3-10	BOS	2-3	L
43	3-14	CHI	1-1	T
44	3-17	@ PIT	4-3	W

## 1929-30

GAME	DATE	OPPONENT	SCORE	RESULT
1	11-14	@ MTLM	2-1	W
2	11-17	DET	5-5	T
3	11-19	@ BOS	2-3	L
4	11-21	MTLM	2-1	W
5	11-23	@ PIT	5-3	W
6	11-26	TOR	3-4	L
7	11-28	@ CHI	3-2	W
8	12-1	@ DET	3-4	L
9	12-8	PIT	5-1	W
10	12-12	MTL	8-3	W
11	12-14	@ TOR	6-7*	L
12	12-17	NYA	6-2	W
13	12-19	@ MTL	2-7	L
14	12-22	CHI	3-1	W
15	12-26	BOS	2-4	L

## 1929-30 (CONT'D)

GAME	DATE	OPPONENT	SCORE	RESULT
16	12-28	@ OTT	3-1	W
17	12-31	OTT	1-1	T
18	1-2	@ NYA	1-7	L
19	1-5	PIT	8-3	W
20	1-7	@ BOS	0-3	L
21	1-9	MTLM	4-5	L
22	1-12	@ CHI	1-2	L
23	1-14	DET	3-0	W
24	1-18	@ PIT	6-5	W
25	1-19	CHI	4-1	W
26	1-23	OTT	6-3	W
27	1-26	@ DET	3-7	L
28	1-28	NYA	4-3*	W
29	2-2	BOS	3-3	T
30	2-4	@ NYA	3-5	L

## 1929-30 (CONT'D)

GAME	DATE	OPPONENT	SCORE	RESULT
31	2-6	DET	1-1	T
32	2-8	@ OTT	2-2	T
33	2-11	@ MTLM	2-5	L
34	2-13	PIT	4-1	W
35	2-18	TOR	1-5	L
36	2-23	BOS	2-3	L
37	2-27	CHI	1-1	T
38	3-1	@ TOR	3-3	T
39	3-2	@ DET	2-2	T
40	3-4	@ CHI	2-2	T
41	3-8	@ MTL	0-6	L
42	3-11	MTL	3-3	T
43	3-16	@ PIT	4-3*	W
44	3-18	@ BOS	2-9	L



# ALL-TIME RESULTS GAME-BY-GAME

## 1930-31

GAME	DATE	OPPONENT	SCORE	RESULT
1	11-11	@ PHI	3-0	W
2	11-13	@ DET	0-1	L
3	11-16	@ CHI	1-1	T
4	11-18	NYA	0-0	T
5	11-23	PHI	5-2	W
6	11-25	@ MTLM	2-5	L
7	11-27	CHI	0-4	L
8	11-29	@ PHI	6-3	W
9	12-4	@ MTL	4-5	L
10	12-6	@ TOR	2-4	L
11	12-9	OTT	3-2	W
12	12-14	DET	3-0	W
13	12-18	BOS	2-4	L
14	12-20	@ BOS	2-2	T
15	12-23	MTL	5-1	W

## 1930-31 (CONT'D)

GAME	DATE	OPPONENT	SCORE	RESULT
16	12-25	@ OTT	4-1	W
17	12-28	PHI	4-2	W
18	12-30	@ NYA	2-2	T
19	1-1	BOS	3-4*	L
20	1-6	MTLM	5-1	W
21	1-8	@ DET	1-0	W
22	1-11	CHI	0-2	L
23	1-13	@ BOS	2-2	T
24	1-15	TOR	1-1	T
25	1-18	@ CHI	1-2	L
26	1-20	MTL	2-3*	L
27	1-25	DET	0-1	L
28	1-29	BOS	3-4	L
29	1-31	@ MTLM	2-2	T
30	2-3	MTLM	3-0	W

## 1930-31 (CONT'D)

GAME	DATE	OPPONENT	SCORE	RESULT
31	2-5	@ NYA	2-0	W
32	2-8	CHI	2-3	L
33	2-10	@ PHI	3-1	W
34	2-12	@ DET	1-1	T
35	2-15	@ CHI	2-1	W
36	2-17	OTT	4-5	L
37	2-22	PHI	6-1	W
38	2-26	TOR	4-1	W
39	3-3	@ BOS	1-4	L
40	3-5	@ MTL	2-1	W
41	3-7	@ TOR	2-5	L
42	3-10	DET	3-2	W
43	3-15	NYA	0-0	T
44	3-17	@ OTT	3-1	W

## 1931-32

GAME	DATE	OPPONENT	SCORE	RESULT
1	11-12	@ MTL	4-1	W
2	11-15	DET	1-2	L
3	11-17	@ NYA	3-0	W
4	11-19	BOS	2-1	W
5	11-21	@ TOR	5-3	W
6	11-24	CHI	1-1	T
7	11-29	@ CHI	5-0	W
8	12-3	@ DET	1-1	T
9	12-8	TOR	2-4	L
10	12-10	@ MTLM	3-2	W
11	12-13	NYA	2-1	W
12	12-15	@ BOS	2-2	T
13	12-17	MTLM	5-4*	W
14	12-19	@ MTL	2-2	T
15	12-22	MTL	6-2	W
16	12-25	@ NYA	6-0	W

## 1931-32 (CONT'D)

GAME	DATE	OPPONENT	SCORE	RESULT
17	12-27	CHI	3-1	W
18	1-1	DET	3-0	W
19	1-3	@ CHI	1-1	T
20	1-5	@ MTLM	2-0	W
21	1-7	@ MTLM	3-4	L
22	1-10	TOR	2-0	W
23	1-12	@ BOS	5-3*	W
24	1-14	BOS	3-1	W
25	1-17	@ DET	2-4	L
26	1-19	MTL	3-5	L
27	1-24	DET	4-3*	W
28	1-28	BOS	1-4	L
29	1-30	@ TOR	3-6*	L
30	1-31	@ CHI	3-0	W
31	2-2	MTL	1-4	L
32	2-7	CHI	1-0	W

## 1931-32 (CONT'D)

GAME	DATE	OPPONENT	SCORE	RESULT
33	2-9	@ BOS	1-2	L
34	2-13	@ MTL	1-3	L
35	2-16	DET	2-2	T
36	2-18	@ TOR	3-5	L
37	2-21	NYA	2-3	L
38	2-23	@ BOS	2-0*	W
39	2-25	BOS	3-3	T
40	3-3	@ DET	2-1	W
41	3-6	@ CHI	3-4*	L
42	3-8	CHI	6-1	W
43	3-10	@ NYA	1-5	L
44	3-13	MTLM	4-4	T
45	3-15	@ MTLM	3-4	L
46	3-17	TOR	3-6	L
47	3-20	NYA	4-2	W
48	3-22	@ DET	4-5	L

## 1932-33

GAME	DATE	OPPONENT	SCORE	RESULT
1	11-10	@ MTLM	4-2	W
2	11-12	@ TOR	2-4	L
3	11-20	TOR	7-0	W
4	11-24	CHI	1-1	T
5	11-29	@ BOS	6-4	W
6	12-1	@ DET	4-2	W
7	12-4	@ CHI	3-4	L
8	12-6	MTL	5-3	W
9	12-8	@ NYA	3-1	W
10	12-11	BOS	3-1*	W
11	12-13	@ MTL	1-1	T
12	12-15	NYA	3-2	W
13	12-17	@ OTT	2-2	T
14	12-20	DET	1-4	L
15	12-25	MTLM	2-0	W
16	12-29	OTT	4-2	W

## 1932-33 (CONT'D)

GAME	DATE	OPPONENT	SCORE	RESULT
17	12-31	@ MTLM	2-4	L
18	1-3	TOR	4-2	W
19	1-8	NYA	2-2	T
20	1-10	@ TOR	2-3	L
21	1-12	BOS	3-1	W
22	1-15	@ CHI	5-0	W
23	1-17	@ DET	0-2	L
24	1-19	MTL	2-1	W
25	1-22	MTLM	0-5	L
26	1-24	@ NYA	3-2	W
27	1-26	CHI	1-3	L
28	1-28	@ OTT	9-2	W
29	1-31	DET	1-2	L
30	2-2	@ MTLM	2-2	T
31	2-5	NYA	4-1	W
32	2-7	@ BOS	1-2	L

## 1932-33 (CONT'D)

GAME	DATE	OPPONENT	SCORE	RESULT
33	2-9	OTT	3-3	T
34	2-11	@ TOR	1-2	L
35	2-14	@ OTT	3-1	W
36	2-16	TOR	2-5	L
37	2-18	@ MTL	3-1	W
38	2-21	CHI	2-2	T
39	2-23	@ DET	0-3	L
40	2-26	@ CHI	4-1	W
41	3-5	BOS	1-2	L
42	3-9	DET	3-2	W
43	3-12	@ NYA	8-2	W
44	3-14	OTT	3-3	T
45	3-16	@ MTL	1-2	L
46	3-19	MTLM	3-6	L
47	3-21	@ BOS	2-3	L
48	3-23	MTL	4-2	W

## 1933-34

GAME	DATE	OPPONENT	SCORE	RESULT
1	11-11	@ TOR	3-4	L
2	11-12	@ CHI	0-1	L
3	11-16	DET	2-1	W
4	11-19	@ DET	1-4	L
5	11-21	TOR	1-1	T
6	11-25	@ MTLM	0-1	L
7	12-2	@ BOS	3-0	W
8	12-3	CHI	1-0*	W
9	12-7	MTL	0-0	T
10	12-9	@ MTL	4-2	W
11	12-12	NYA	0-3	L
12	12-14	@ OTT	4-3	W
13	12-17	BOS	2-2	T
14	12-21	OTT	0-0	T
15	12-24	@ NYA	3-1	W
16	12-25	MTLM	3-0	W

## 1933-34 (CONT'D)

GAME	DATE	OPPONENT	SCORE	RESULT
17	12-28	TOR	2-2	T
18	12-31	NYA	1-3	L
19	1-2	MTL	3-2	W
20	1-4	@ DET	1-3	L
21	1-7	@ CHI	1-1	T
22	1-9	DET	2-1	W
23	1-11	@ OTT	5-3	W
24	1-14	MTLM	3-1	W
25	1-16	@ NYA	1-2	L
26	1-18	CHI	5-0	W
27	1-20	@ MTL	4-5	L
28	1-23	OTT	5-2	W
29	1-25	@ OTT	6-3	W
30	1-28	BOS	4-2	W
31	1-30	@ BOS	1-2	L
32	2-1	TOR	5-5	T

## 1933-34 (CONT'D)

GAME	DATE	OPPONENT	SCORE	RESULT
33	2-3	@ MTLM	4-2	W
34	2-6	MTL	3-0	W
35	2-11	@ BOS	3-4	L
36	2-13	@ BOS	6-4	W
37	2-15	@ MTL	2-5	L
38	2-18	CHI	1-2	L
39	2-22	DET	3-1	W
40	2-24	@ TOR	3-8	L
41	2-27	@ DET	1-5	L
42	3-1	@ CHI	3-1	W
43	3-6	OTT	4-5*	L
44	3-8	@ MTLM	2-2	T
45	3-11	MTLM	3-7*	L
46	3-13	@ NYA	2-1	W
47	3-15	BOS	2-3	L
48	3-17	@ TOR	2-3	L

# ALL-TIME RESULTS GAME-BY-GAME

## 1934-35

GAME	DATE	OPPONENT	SCORE	RESULT
1	11-10	@ STL	2-4	L
2	11-15	@ DET	2-8	L
3	11-18	STL	5-0	W
4	11-22	DET	4-3*	W
5	11-25	@ NYA	1-3	L
6	11-27	MTL	2-3	L
7	12-1	MTLM	2-5	L
8	12-4	@ MTL	3-5	L
9	12-8	@ TOR	5-2	W
10	12-9	@ CHI	0-4	L
11	12-11	TOR	4-8	L
12	12-16	BOS	2-1	W
13	12-18	@ BOS	3-5	L
14	12-20	CHI	1-4	L
15	12-22	@ MTLM	2-1	W
16	12-25	NYA	3-1	W

## 1934-35 (CONT'D)

GAME	DATE	OPPONENT	SCORE	RESULT
17	12-30	BOS	0-0	T
18	1-1	@ BOS	2-5	L
19	1-3	DET	3-2	W
20	1-8	MTLM	1-1	T
21	1-12	@ NYA	3-1	W
22	1-13	STL	3-2	W
23	1-15	NYA	1-1	T
24	1-20	MTL	7-1	W
25	1-22	@ MTL	7-0	W
26	1-24	CHI	3-3	T
27	1-27	@ NYA	4-2	W
28	1-29	TOR	7-5	W
29	1-31	@ TOR	3-2	W
30	2-3	DET	5-3	W
31	2-5	@ MTLM	5-4	W
32	2-7	NYA	4-6	L

## 1934-35 (CONT'D)

GAME	DATE	OPPONENT	SCORE	RESULT
33	2-10	@ CHI	2-1	W
34	2-12	@ STL	5-1	W
35	2-14	TOR	3-0	W
36	2-16	@ TOR	1-5	L
37	2-17	@ DET	5-3*	W
38	2-19	STL	2-1	W
39	2-24	BOS	0-0	T
40	2-26	@ MTLM	1-3	L
41	2-28	MTLM	2-5	L
42	3-5	@ BOS	1-3	L
43	3-7	@ DET	1-6	L
44	3-9	@ STL	5-1	W
45	3-10	@ CHI	1-1	T
46	3-12	MTL	3-4	L
47	3-14	@ MTL	4-5	L
48	3-17	CHI	2-5	L

## 1935-36

GAME	DATE	OPPONENT	SCORE	RESULT
1	11-10	@ DET	1-1	T
2	11-12	@ MTL	2-1*	W
3	11-14	TOR	0-1	L
4	11-16	@ TOR	2-3	L
5	11-17	@ CHI	0-3	L
6	11-19	DET	2-2	T
7	11-24	BOS	1-0	W
8	11-25	@ NYA	1-0	W
9	11-28	CHI	2-1	W
10	12-1	@ BOS	0-2	L
11	12-8	MTLM	3-3	T
12	12-12	NYA	5-2*	W
13	12-14	@ MTLM	6-2	W
14	12-15	@ DET	2-4	L
15	12-17	MTL	1-1	T
16	12-22	BOS	3-1	W

## 1935-36 (CONT'D)

GAME	DATE	OPPONENT	SCORE	RESULT
17	12-25	@ BOS	3-2	W
18	12-28	@ TOR	3-9	L
19	12-29	@ CHI	1-3	L
20	12-31	MTLM	1-0	W
21	1-2	NYA	3-6	L
22	1-5	@ NYA	0-0	T
23	1-7	DET	1-2	L
24	1-12	BOS	3-6	L
25	1-14	@ MTLM	2-1	W
26	1-16	TOR	1-0	W
27	1-18	@ MTL	1-3	L
28	1-21	CHI	0-1	L
29	1-23	@ DET	2-4	L
30	1-26	@ CHI	1-2	L
31	1-28	MTL	3-2*	W
32	2-2	MTLM	4-2	W

## 1935-36 (CONT'D)

GAME	DATE	OPPONENT	SCORE	RESULT
33	2-4	DET	4-4	T
34	2-9	BOS	2-0	W
35	2-11	@ MTL	1-1	T
36	2-16	MTL	1-1	T
37	2-20	CHI	1-1	T
38	2-23	@ BOS	4-3	W
39	2-25	@ TOR	2-2	T
40	2-27	@ DET	2-4	L
41	3-1	CHI	1-2	L
42	3-3	TOR	0-0	T
43	3-8	NYA	0-1	L
44	3-10	@ MTLM	0-0	T
45	3-12	DET	4-3*	W
46	3-15	@ NYA	2-1	W
47	3-17	CHI	4-2	W
48	3-22	@ BOS	3-1	W

## 1936-37

GAME	DATE	OPPONENT	SCORE	RESULT
1	11-8	@ DET	2-5	L
2	11-10	@ MTLM	4-1	W
3	11-15	NYA	1-2	L
4	11-17	@ BOS	6-1	W
5	11-19	DET	1-0	W
6	11-21	@ MTL	1-3*	L
7	11-24	TOR	5-1	W
8	11-26	@ NYA	3-1	W
9	11-28	BOS	2-2	T
10	12-3	@ DET	0-2	L
11	12-6	@ CHI	2-1	W
12	12-8	CHI	0-0	T
13	12-12	@ TOR	5-3*	W
14	12-15	MTLM	2-2	T
15	12-19	@ MTL	2-4*	L
16	12-20	MTL	5-3*	W

## 1936-37 (CONT'D)

GAME	DATE	OPPONENT	SCORE	RESULT
17	12-27	CHI	1-0	W
18	12-29	@ NYA	5-1	W
19	12-31	BOS	2-2	T
20	1-3	@ BOS	2-3	L
21	1-5	NYA	7-1	W
22	1-9	@ MTLM	3-2	W
23	1-10	MTLM	2-5	L
24	1-14	DET	0-2	L
25	1-19	MTL	1-1	T
26	1-21	@ CHI	0-2	L
27	1-23	@ TOR	0-4	L
28	1-24	TOR	4-2	W
29	1-26	@ BOS	3-0	W
30	1-28	BOS	1-1	T
31	2-2	DET	4-4	T
32	2-4	@ DET	2-2	T

## 1936-37 (CONT'D)

GAME	DATE	OPPONENT	SCORE	RESULT
33	2-6	@ MTLM	2-4	L
34	2-7	MTLM	1-1	T
35	2-9	@ TOR	5-1	W
36	2-11	@ CHI	2-5	L
37	2-14	NYA	4-5	L
38	2-16	@ BOS	2-3	L
39	2-18	CHI	2-1*	W
40	2-23	TOR	2-1	W
41	2-28	@ CHI	3-4	L
42	3-4	@ DET	1-2	L
43	3-7	BOS	0-1	L
44	3-9	@ NYA	8-7*	W
45	3-11	DET	2-4	L
46	3-13	@ MTL	0-1	L
47	3-16	CHI	3-4	L
48	3-21	MTL	3-1	W

## 1937-38

GAME	DATE	OPPONENT	SCORE	RESULT
1	11-7	@ DET	3-0	W
2	11-11	CHI	1-3	L
3	11-14	@ BOS	2-3	L
4	11-16	NYA	1-0	W
5	11-20	@ MTLM	3-0	W
6	11-21	MTLM	3-3	T
7	11-25	TOR	1-3	L
8	11-27	@ MTL	1-2	L
9	12-2	@ CHI	1-2	L
10	12-5	BOS	4-0	W
11	12-11	@ TOR	6-3	W
12	12-12	@ DET	5-2	W
13	12-14	DET	3-1	W
14	12-16	@ NYA	2-0	W
15	12-19	MTL	2-2	T
16	12-23	@ MTLM	4-0	W

## 1937-38 (CONT'D)

GAME	DATE	OPPONENT	SCORE	RESULT
17	12-26	CHI	1-3	L
18	12-28	@ BOS	2-3	L
19	12-31	BOS	5-3	W
20	1-4	NYA	5-5	T
21	1-6	@ CHI	4-1	W
22	1-8	@ TOR	2-3	L
23	1-9	DET	4-1	W
24	1-13	DET	3-3	T
25	1-16	@ NYA	4-0	W
26	1-18	MTL	3-1*	W
27	1-23	MTLM	8-2	W
28	1-25	@ BOS	3-2	W
29	1-27	@ MTL	2-4	L
30	1-30	@ CHI	2-2	T
31	2-1	CHI	6-1	W
32	2-6	TOR	2-1	W

## 1937-38 (CONT'D)

GAME	DATE	OPPONENT	SCORE	RESULT
33	2-10	@ DET	4-0	W
34	2-12	@ MTLM	5-3	W
35	2-13	MTLM	4-1	W
36	2-17	BOS	2-3*	L
37	2-20	@ BOS	2-3*	L
38	2-22	MTL	1-2	L
39	2-24	CHI	6-3	W
40	2-26	@ TOR	4-2	W
41	2-27	@ CHI	4-1	W
42	3-3	DET	4-3	W
43	3-6	@ NYA	1-3	L
44	3-8	TOR	4-3	W
45	3-13	BOS	1-2	L
46	3-17	NYA	5-3	W
47	3-19	@ MTL	1-1	T
48	3-20	@ DET	3-4	L

\*Overtime

# ALL-TIME RESULTS GAME-BY-GAME

## 1938-39

GAME	DATE	OPPONENT	SCORE	RESULT
1	11-13	@ DET	4-3	W
2	11-15	@ DET	2-0	W
3	11-17	@ CHI	1-0	W
4	11-20	MTL	2-1	W
5	11-22	@ BOS	2-4	L
6	11-24	TOR	6-2	W
7	11-27	CHI	0-1	L
8	12-4	@ NYA	6-1	W
9	12-8	MTL	6-5	W
10	12-11	BOS	0-3	L
11	12-15	NYA	1-1	T
12	12-17	@ TOR	3-2	W
13	12-18	@ CHI	0-5	L
14	12-20	DET	6-2	W
15	12-22	@ MTL	5-2	W
16	12-25	@ BOS	1-0	W

## 1938-39 (CONT'D)

GAME	DATE	OPPONENT	SCORE	RESULT
17	12-28	TOR	0-2	L
18	12-31	BOS	2-1*	W
19	1-2	DET	3-0	W
20	1-5	@ MTL	2-2	T
21	1-8	NYA	5-2	W
22	1-10	@ NYA	0-1*	L
23	1-12	CHI	6-0	W
24	1-15	@ CHI	1-1	T
25	1-19	@ DET	3-4	L
26	1-22	MTL	7-3	W
27	1-26	NYA	0-1	L
28	1-31	CHI	3-2	W
29	2-2	@ NYA	7-0	W
30	2-4	@ TOR	4-2	W
31	2-5	TOR	5-5	T
32	2-9	BOS	2-4	L

## 1938-39 (CONT'D)

GAME	DATE	OPPONENT	SCORE	RESULT
33	2-12	@ BOS	3-2	W
34	2-16	NYA	2-1	W
35	2-18	@ TOR	1-2	L
36	2-21	DET	7-3	W
37	2-23	@ DET	4-2	W
38	2-25	@ MTL	1-1	T
39	2-26	MTL	0-3	L
40	3-2	CHI	1-3	L
41	3-5	@ BOS	3-5*	L
42	3-7	MTL	2-2	T
43	3-9	@ CHI	8-3	W
44	3-12	BOS	2-4	L
45	3-14	@ DET	2-3	L
46	3-16	@ NYA	11-5	W
47	3-18	@ TOR	1-2	L
48	3-19	TOR	6-2	W

## 1939-40

GAME	DATE	OPPONENT	SCORE	RESULT
1	11-5	@ DET	1-1	T
2	11-11	@ TOR	1-1	T
3	11-12	TOR	0-1	L
4	11-16	CHI	2-3	L
5	11-18	@ NYA	3-1	W
6	11-19	MTL	1-2*	L
7	11-23	@ MTL	1-1	T
8	11-26	@ BOS	2-2	T
9	11-28	DET	4-1	W
10	11-30	@ CHI	7-2	W
11	12-2	NYA	1-1	T
12	12-10	BOS	3-2	W
13	12-14	DET	2-2	T
14	12-16	@ MTL	4-2	W
15	12-17	@ DET	0-0	T
16	12-19	MTL	5-2	W

## 1939-40 (CONT'D)

GAME	DATE	OPPONENT	SCORE	RESULT
17	12-23	CHI	7-1	W
18	12-25	TOR	4-1	W
19	12-29	BOS	4-0	W
20	12-31	NYA	5-2	W
21	1-2	@ BOS	6-4	W
22	1-4	@ NYA	6-2	W
23	1-7	DET	3-0	W
24	1-11	CHI	5-3	W
25	1-13	@ TOR	4-1	W
26	1-14	@ CHI	1-2	L
27	1-18	@ MTL	1-0	W
28	1-21	BOS	4-2	W
29	1-23	@ NYA	5-3	W
30	1-25	TOR	3-0	W
31	1-28	NYA	4-2	W
32	2-1	@ DET	0-2	L

## 1939-40 (CONT'D)

GAME	DATE	OPPONENT	SCORE	RESULT
33	2-4	MTL	9-0	W
34	2-6	@ BOS	2-6	L
35	2-8	TOR	2-1	W
36	2-10	@ TOR	4-4	T
37	2-11	@ CHI	0-3	L
38	2-15	DET	3-1	W
39	2-18	@ DET	0-2	L
40	2-22	@ NYA	0-1*	L
41	2-24	@ MTL	2-0	W
42	2-25	MTL	6-2	W
43	2-29	CHI	1-2	L
44	3-2	@ TOR	1-1	T
45	3-3	@ CHI	2-1	W
46	3-10	NYA	4-2	W
47	3-12	@ BOS	1-2	L
48	3-14	BOS	0-0	T

## 1940-41

GAME	DATE	OPPONENT	SCORE	RESULT
1	11-2	@ TOR	4-1	W
2	11-10	@ DET	2-2	T
3	11-16	DET	3-3	T
4	11-19	NYA	3-2	W
5	11-23	BOS	1-2	L
6	11-26	TOR	2-4	L
7	11-28	@ NYA	1-2	L
8	11-30	MTL	6-1	W
9	12-1	@ CHI	1-4	L
10	12-5	@ MTL	3-2	W
11	12-8	DET	1-3	L
12	12-10	@ BOS	2-6	L
13	12-13	@ DET	2-3*	L
14	12-15	NYA	6-3	W
15	12-19	BOS	5-3	W
16	12-22	@ CHI	1-3*	L

## 1940-41 (CONT'D)

GAME	DATE	OPPONENT	SCORE	RESULT
17	12-25	CHI	3-3	T
18	12-28	@ TOR	2-3	L
19	12-29	TOR	3-2	W
20	12-31	@ BOS	2-2	T
21	1-1	MTL	1-2	L
22	1-4	@ MTL	3-3	T
23	1-5	@ NYA	6-2	W
24	1-7	CHI	2-3	L
25	1-9	@ TOR	2-3*	L
26	1-12	NYA	3-1	W
27	1-14	DET	3-3	T
28	1-16	BOS	2-2	T
29	1-19	@ DET	2-1	W
30	1-21	@ BOS	3-4*	L
31	1-26	@ CHI	1-4	L
32	2-2	MTL	2-1	W

## 1940-41 (CONT'D)

GAME	DATE	OPPONENT	SCORE	RESULT
33	2-4	@ NYA	2-2	T
34	2-6	CHI	6-2	W
35	2-9	@ CHI	2-1	W
36	2-11	@ MTL	2-6	L
37	2-13	BOS	3-5	L
38	2-15	@ TOR	3-4	L
39	2-16	TOR	1-4	L
40	2-18	@ NYA	5-2	W
41	2-23	CHI	4-1	W
42	2-25	@ BOS	2-0	W
43	2-27	MTL	5-2	W
44	3-1	@ MTL	3-1	W
45	3-2	@ DET	2-4*	L
46	3-4	DET	6-0	W
47	3-9	TOR	8-5	W
48	3-16	NYA	6-3	W

## 1941-42

GAME	DATE	OPPONENT	SCORE	RESULT
1	11-1	@ TOR	4-3	W
2	11-9	@ DET	3-1	W
3	11-15	BOS	1-2	L
4	11-16	@ BOS	1-2	L
5	11-18	TOR	6-8	L
6	11-20	BRO	1-4	L
7	11-22	@ MTL	7-2	W
8	11-23	MTL	4-6	L
9	11-25	CHI	5-4*	W
10	11-29	DET	4-1	W
11	11-30	@ CHI	5-1	W
12	12-7	BOS	5-4	W
13	12-11	@ BRO	5-3	W
14	12-13	@ TOR	1-2	L
15	12-16	BRO	3-2*	W
16	12-18	@ CHI	1-5	L

## 1941-42 (CONT'D)

GAME	DATE	OPPONENT	SCORE	RESULT
17	12-21	MTL	4-3*	W
18	12-23	@ BOS	2-3	L
19	12-25	CHI	5-2	W
20	12-27	@ MTL	4-2	W
21	12-28	@ DET	3-1	W
22	12-31	@ BRO	4-3	W
23	1-1	TOR	3-3	T
24	1-6	DET	3-2	W
25	1-13	BRO	9-2	W
26	1-17	@ MTL	2-6	L
27	1-18	MTL	5-4*	W
28	1-20	@ BOS	4-2	W
29	1-24	@ DET	3-2	W
30	1-25	DET	11-2	W
31	2-1	TOR	7-2	W
32	2-3	@ BRO	3-2*	W

## 1941-42 (CONT'D)

GAME	DATE	OPPONENT	SCORE	RESULT
33	2-5	BOS	4-1	W
34	2-7	@ TOR	4-6	L
35	2-9	@ CHI	4-3	W
36	2-10	CHI	2-5	L
37	2-14	@ MTL	3-5	L
38	2-15	BRO	1-5	L
39	2-17	MTL	1-2*	L
40	2-22	CHI	3-2	W
41	2-24	@ BOS	4-3	W
42	2-26	DET	7-4	W
43	3-3	@ BRO	4-4	T
44	3-5	@ DET	2-5	L
45	3-7	@ TOR	2-4	L
46	3-8	TOR	2-0	W
47	3-12	BOS	1-2	L
48	3-15	@ CHI	5-1	W

\*Overtime

ALL-TIME RESULTS GAME-BY-GAME

1942-43

GAME	DATE	OPPONENT	SCORE	RESULT
1	10-31	@ TOR	2-7	L
2	11-5	@ DET	5-12	L
3	11-7	MTL	4-3*	W
4	11-8	@ MTL	4-10	L
5	11-10	CHI	5-3*	W
6	11-14	@ BOS	3-5	L
7	11-15	BOS	3-4	L
8	11-19	TOR	3-7	L
9	11-22	DET	4-4	T
10	11-26	@ CHI	2-1	W
11	11-28	@ TOR	6-9	L
12	11-29	BOS	3-2	W
13	12-3	@ CHI	1-3	L
14	12-6	@ BOS	4-5	L
15	12-13	MTL	3-7	L
16	12-17	BOS	3-7	L
17	12-19	@ MTL	1-1	T

1942-43 (CONT'D)

GAME	DATE	OPPONENT	SCORE	RESULT
18	12-20	TOR	2-8	L
19	12-25	@ DET	3-1	W
20	12-27	TOR	3-1	W
21	12-29	@ BOS	5-3	W
22	12-31	DET	0-2	L
23	1-1	@ CHI	5-6	L
24	1-3	CHI	3-3	T
25	1-7	@ DET	2-2	T
26	1-10	MTL	4-7	L
27	1-14	DET	1-4	L
28	1-16	@ BOS	5-7	L
29	1-17	BOS	3-6	L
30	1-21	@ TOR	4-7	L
31	1-23	@ MTL	5-5	T
32	1-24	@ DET	0-7	L
33	1-28	@ CHI	1-10	L
34	1-31	BOS	2-7	L

1942-43 (CONT'D)

GAME	DATE	OPPONENT	SCORE	RESULT
35	2-4	CHI	1-1	T
36	2-6	@ TOR	2-3	L
37	2-7	@ CHI	4-8	L
38	2-14	TOR	4-4	T
39	2-18	DET	4-5	L
40	2-20	@ MTL	1-6	L
41	2-21	MTL	6-1	W
42	2-25	CHI	7-4	W
43	2-27	@ DET	1-7	L
44	2-28	DET	1-5	L
45	3-2	@ TOR	4-0	W
46	3-4	MTL	2-7	L
47	3-7	TOR	5-5	T
48	3-14	CHI	7-5	W
49	3-16	@ BOS	5-11	L
50	3-18	@ MTL	3-6	L

1943-44

GAME	DATE	OPPONENT	SCORE	RESULT
1	10-30	@ TOR	2-5	L
2	10-31	@ DET	3-8	L
3	11-2	@ MTL	1-2	L
4	11-6	CHI	4-4	L
5	11-7	TOR	4-7	L
6	11-13	BOS	2-6	L
7	11-14	@ CHI	5-10	L
8	11-18	DET	1-3	L
9	11-21	TOR	2-5	L
10	11-25	@ BOS	2-6	L
11	11-27	@ MTL	3-6	L
12	11-28	MTL	2-2	T
13	12-4	@ TOR	4-11	L
14	12-5	@ CHI	6-7	L
15	12-11	@ BOS	6-9	L
16	12-12	BOS	6-4	W
17	12-19	DET	6-2	W

1943-44 (CONT'D)

GAME	DATE	OPPONENT	SCORE	RESULT
18	12-23	@ DET	3-5	L
19	12-25	@ TOR	5-3	W
20	12-26	CHI	7-6	W
21	12-31	TOR	0-4	L
22	1-2	BOS	3-13	L
23	1-6	DET	0-5	L
24	1-8	@ MTL	2-8	L
25	1-9	MTL	5-6	L
26	1-13	CHI	2-5	L
27	1-15	@ BOS	5-7	L
28	1-16	BOS	8-6	W
29	1-22	@ TOR	5-1	W
30	1-23	@ DET	0-15	L
31	1-27	@ CHI	4-6	L
32	1-30	MTL	3-5	L
33	2-3	@ DET	2-12	L
34	2-5	@ BOS	2-7	L

1943-44 (CONT'D)

GAME	DATE	OPPONENT	SCORE	RESULT
35	2-6	CHI	4-4	T
36	2-10	DET	3-8	L
37	2-13	TOR	3-6	L
38	2-19	@ MTL	2-5	L
39	2-20	MTL	2-7	L
40	2-22	CHI	4-8	L
41	2-24	DET	3-3	T
42	2-27	@ CHI	2-4	L
43	3-2	@ DET	5-6	L
44	3-4	@ BOS	9-10	L
45	3-5	BOS	4-4	T
46	3-9	TOR	0-8	L
47	3-11	@ TOR	0-5	L
48	3-12	@ CHI	4-4	T
49	3-18	@ MTL	2-11	L
50	3-19	MTL	1-6	L

1944-45

GAME	DATE	OPPONENT	SCORE	RESULT
1	10-28	@ TOR	1-2	L
2	11-1	@ CHI	3-8	L
3	11-2	@ DET	3-10	L
4	11-9	TOR	3-6	L
5	11-11	DET	5-2	W
6	11-12	BOS	5-5	T
7	11-18	DET	2-2	T
8	11-19	MTL	2-6	L
9	11-23	@ CHI	4-4	T
10	11-26	@ BOS	4-8	L
11	11-30	@ MTL	7-5	W
12	12-2	@ TOR	3-4	L
13	12-7	DET	2-3	L
14	12-10	CHI	1-1	T
15	12-12	@ BOS	5-7	L
16	12-17	MTL	1-4	L
17	12-20	@ CHI	3-1	W

1944-45 (CONT'D)

GAME	DATE	OPPONENT	SCORE	RESULT
18	12-21	@ DET	3-11	L
19	12-24	CHI	3-3	T
20	12-27	TOR	2-8	L
21	12-30	@ MTL	1-4	L
22	12-31	BOS	3-2	W
23	1-4	DET	4-4	T
24	1-7	CHI	0-0	T
25	1-9	@ TOR	5-4	W
26	1-11	BOS	5-1	W
27	1-14	MTL	2-6	L
28	1-18	@ DET	3-7	L
29	1-20	@ MTL	2-5	L
30	1-21	@ BOS	3-14	L
31	1-24	@ CHI	4-3	W
32	1-27	@ TOR	0-3	L
33	1-28	TOR	0-7	L
34	2-4	@ BOS	3-3	T

1944-45 (CONT'D)

GAME	DATE	OPPONENT	SCORE	RESULT
35	2-8	@ MTL	4-9	L
36	2-11	MTL	3-4	L
37	2-14	@ DET	2-4	L
38	2-15	CHI	6-2	W
39	2-17	@ BOS	1-6	L
40	2-18	BOS	2-1	W
41	2-22	DET	5-3	W
42	2-24	@ TOR	4-4	T
43	2-25	BOS	4-4	T
44	3-1	CHI	3-5	L
45	3-4	TOR	3-6	L
46	3-7	@ CHI	3-6	L
47	3-8	@ DET	3-7	L
48	3-10	@ MTL	3-7	L
49	3-11	MTL	5-11	L
50	3-18	TOR	6-5	W

1945-46

GAME	DATE	OPPONENT	SCORE	RESULT
1	10-31	@ CHI	1-5	L
2	11-3	@ TOR	4-1	W
3	11-4	@ DET	1-4	L
4	11-8	CHI	4-5	L
5	11-10	DET	2-0	W
6	11-11	BOS	1-7	L
7	11-15	@ MTL	0-2	L
8	11-17	MTL	3-7	L
9	11-18	TOR	1-3	L
10	11-22	@ CHI	3-3	T
11	11-24	@ TOR	3-4	L
12	11-25	@ DET	4-1	W
13	11-28	@ BOS	1-5	L
14	12-1	@ MTL	3-4	L
15	12-9	TOR	2-1	W
16	12-13	CHI	4-7	L
17	12-16	MTL	2-4	L

1945-46 (CONT'D)

GAME	DATE	OPPONENT	SCORE	RESULT
18	12-19	@ BOS	7-8	L
19	12-22	@ TOR	5-5	T
20	12-23	TOR	3-4	L
21	12-26	DET	2-3	L
22	12-30	CHI	3-2	W
23	12-31	MTL	0-0	T
24	1-3	@ DET	3-3	T
25	1-6	BOS	4-2	W
26	1-12	@ MTL	3-9	L
27	1-13	CHI	3-2	W
28	1-16	@ BOS	2-3	L
29	1-17	BOS	2-4	L
30	1-19	@ TOR	1-3	L
31	1-20	@ CHI	1-9	L
32	1-26	@ MTL	3-5	L
33	1-27	DET	5-2	W
34	2-3	TOR	6-6	T

1945-46 (CONT'D)

GAME	DATE	OPPONENT	SCORE	RESULT
35	2-6	@ CHI	2-6	L
36	2-7	@ DET	2-4	L
37	2-10	CHI	2-2	T
38	2-14	BOS	2-2	T
39	2-16	@ BOS	6-2	W
40	2-17	MTL	4-5	L
41	2-21	DET	2-2	T
42	2-24	@ CHI	2-2	T
43	2-27	@ TOR	6-4	W
44	2-28	@ DET	1-4	L
45	3-3	TOR	2-5	L
46	3-6	@ MTL	3-7	L
47	3-10	DET	3-2	W
48	3-12	BOS	2-3	L
49	3-13	@ BOS	5-3	W
50	3-17	MTL	8-5	W

\*Overtime

# ALL-TIME RESULTS GAME-BY-GAME

## 1946-47

GAME	DATE	OPPONENT	SCORE	RESULT
1	10-17	@ MTL	0-3	L
2	10-20	@ DET	3-1	W
3	10-23	@ MTL	4-1	W
4	10-26	@ BOS	1-3	L
5	10-30	BOS	3-3	T
6	11-2	DET	7-4	W
7	11-3	@ DET	1-3	L
8	11-6	@ CHI	2-6	L
9	11-9	@ TOR	2-4	L
10	11-10	BOS	0-4	L
11	11-13	MTL	4-4	T
12	11-16	CHI	2-6	L
13	11-17	TOR	4-5	L
14	11-21	@ DET	1-3	L
15	11-23	@ MTL	3-2	W
16	11-24	@ CHI	5-1	W
17	11-27	@ BOS	2-5	L
18	12-1	@ CHI	2-1	W
19	12-4	MTL	2-1	W
20	12-8	@ BOS	6-4	W

## 1946-47 (CONT'D)

GAME	DATE	OPPONENT	SCORE	RESULT
21	12-11	DET	1-1	T
22	12-14	@ TOR	2-3	L
23	12-15	MTL	3-5	L
24	12-18	@ BOS	2-3	L
25	12-22	TOR	1-3	L
26	12-25	MTL	2-0	W
27	12-28	@ DET	2-2	T
28	12-29	BOS	2-2	T
29	12-31	DET	4-5	L
30	1-1	@ BOS	1-3	L
31	1-2	TOR	4-5	L
32	1-4	@ TOR	2-0	W
33	1-5	CHI	9-0	W
34	1-8	BOS	1-3	L
35	1-12	TOR	3-2	W
36	1-15	DET	4-3	W
37	1-18	@ MTL	2-6	L
38	1-19	CHI	5-3	W
39	1-22	@ CHI	4-2	W
40	1-25	@ TOR	1-0	W

## 1946-47 (CONT'D)

GAME	DATE	OPPONENT	SCORE	RESULT
41	2-1	@ MTL	1-2	L
42	2-2	MTL	7-1	W
43	2-5	@ CHI	3-2	W
44	2-9	@ DET	2-5	L
45	2-12	@ BOS	1-10	L
46	2-16	TOR	6-2	W
47	2-19	BOS	6-0	W
48	2-22	@ TOR	0-2	L
49	2-23	DET	2-2	T
50	2-26	CHI	7-9	L
51	3-2	BOS	2-3	L
52	3-3	CHI	4-9	L
53	3-5	@ CHI	3-1	W
54	3-9	TOR	2-4	L
55	3-12	DET	2-4	L
56	3-15	@ MTL	0-1	L
57	3-16	MTL	3-4	L
58	3-19	@ DET	0-2	L
59	3-22	@ TOR	3-5	L
60	3-23	CHI	4-3	W

## 1947-48

GAME	DATE	OPPONENT	SCORE	RESULT
1	10-16	@ MTL	2-1	W
2	10-19	@ BOS	1-3	L
3	10-22	TOR	1-3	L
4	10-29	BOS	1-3	L
5	11-1	DET	4-3	W
6	11-2	TOR	7-4	W
7	11-6	@ DET	1-2	L
8	11-8	@ TOR	2-7	L
9	11-9	@ CHI	5-8	L
10	11-12	BOS	2-8	L
11	11-15	CHI	3-5	L
12	11-16	MTL	4-2	W
13	11-19	@ DET	6-5	W
14	11-22	@ MTL	5-3	W
15	11-30	@ CHI	6-2	W
16	12-3	TOR	1-4	L
17	12-6	@ BOS	5-5	T
18	12-7	DET	3-1	W
19	12-10	MTL	4-4	T
20	12-11	@ MTL	4-2	W

## 1947-48 (CONT'D)

GAME	DATE	OPPONENT	SCORE	RESULT
21	12-13	@ TOR	4-1	W
22	12-14	DET	1-1	T
23	12-17	BOS	5-2	W
24	12-21	MTL	3-4	L
25	12-23	@ CHI	1-7	L
26	12-25	@ DET	2-0	W
27	12-28	TOR	1-1	T
28	12-31	BOS	7-3	W
29	1-1	@ BOS	1-4	L
30	1-3	@ TOR	5-5	T
31	1-4	CHI	1-4	L
32	1-7	@ DET	0-6	L
33	1-10	@ MTL	1-1	T
34	1-11	MTL	3-1	W
35	1-14	CHI	4-2	W
36	1-18	TOR	2-2	T
37	1-21	DET	3-4	L
38	1-25	@ BOS	4-6	L
39	1-28	@ CHI	3-2	W
40	1-31	@ MTL	4-2	W

## 1947-48 (CONT'D)

GAME	DATE	OPPONENT	SCORE	RESULT
41	2-1	CHI	2-2	T
42	2-4	@ DET	4-4	T
43	2-7	@ TOR	0-3	L
44	2-8	@ CHI	2-2	T
45	2-14	@ BOS	4-4	T
46	2-15	TOR	4-4	T
47	2-18	DET	1-3	L
48	2-22	BOS	4-1	W
49	2-25	CHI	4-7	L
50	2-29	MTL	5-3	W
51	3-2	TOR	1-0	W
52	3-3	@ DET	2-4	L
53	3-6	@ TOR	1-2	L
54	3-7	DET	2-2	T
55	3-10	@ BOS	3-6	L
56	3-13	@ MTL	2-3	L
57	3-14	MTL	3-6	L
58	3-16	BOS	2-6	L
59	3-17	@ CHI	5-2	W
60	3-21	CHI	3-4	L

## 1948-49

GAME	DATE	OPPONENT	SCORE	RESULT
1	10-14	@ MTL	1-1	T
2	10-17	@ DET	0-7	L
3	10-24	@ BOS	1-4	L
4	10-27	DET	2-3	L
5	10-31	BOS	2-0	W
6	11-6	@ TOR	3-3	T
7	11-7	@ CHI	2-4	L
8	11-10	CHI	4-3	W
9	11-13	MTL	1-3	L
10	11-14	TOR	4-4	T
11	11-17	@ DET	4-4	T
12	11-21	@ BOS	4-1	W
13	11-25	@ CHI	4-6	L
14	11-27	@ TOR	0-3	L
15	11-30	CHI	2-4	L
16	12-4	@ MTL	1-3	L
17	12-5	DET	1-3	L
18	12-7	BOS	2-2	T
19	12-11	@ DET	3-5	L
20	12-12	DET	2-0	W

## 1948-49 (CONT'D)

GAME	DATE	OPPONENT	SCORE	RESULT
21	12-15	TOR	3-1	W
22	12-18	@ TOR	3-3	T
23	12-19	MTL	3-2	W
24	12-23	@ CHI	3-2	W
25	12-25	@ MTL	2-0	W
26	12-26	CHI	1-2	L
27	12-31	BOS	2-2	T
28	1-1	@ BOS	1-4	L
29	1-2	TOR	4-2	W
30	1-5	CHI	3-1	W
31	1-9	MTL	1-1	T
32	1-12	DET	1-4	L
33	1-15	@ TOR	1-2	L
34	1-16	TOR	4-0	W
35	1-19	BOS	2-5	L
36	1-20	@ MTL	1-2	L
37	1-23	@ CHI	2-2	T
38	1-26	@ DET	5-1	W
39	1-30	MTL	9-0	W
40	2-2	@ BOS	3-5	L

## 1948-49 (CONT'D)

GAME	DATE	OPPONENT	SCORE	RESULT
41	2-5	@ TOR	1-1	T
42	2-6	@ CHI	2-0	W
43	2-9	@ DET	0-8	L
44	2-10	CHI	1-3	L
45	2-12	@ BOS	2-4	L
46	2-13	TOR	0-3	L
47	2-16	DET	4-0	W
48	2-19	@ MTL	1-3	L
49	2-20	MTL	3-2	W
50	2-23	BOS	2-3	L
51	2-27	DET	3-2	W
52	3-2	@ CHI	2-5	L
53	3-5	@ TOR	1-7	L
54	3-6	TOR	3-4	L
55	3-9	@ BOS	1-8	L
56	3-12	@ MTL	0-3	L
57	3-13	MTL	1-1	T
58	3-15	BOS	2-4	L
59	3-16	@ DET	2-6	L
60	3-20	CHI	5-1	W

# ALL-TIME RESULTS GAME-BY-GAME

## 1949-50

GAME	DATE	OPPONENT	SCORE	RESULT
1	10-15	@ MTL	1-3	L
2	10-16	@ BOS	2-2	T
3	10-19	@ DET	1-6	L
4	10-22	@ TOR	2-2	T
5	10-25	@ CHI	2-1	W
6	10-26	BOS	5-2	W
7	10-29	CHI	0-2	L
8	10-30	TOR	2-4	L
9	11-2	@ TOR	3-3	T
10	11-6	@ DET	0-7	L
11	11-9	MTL	2-2	T
12	11-12	MTL	3-5	L
13	11-13	DET	1-1	T
14	11-16	BOS	2-1	W
15	11-20	@ CHI	5-2	W
16	11-23	@ DET	3-4	L
17	11-26	@ MTL	1-5	L
18	11-27	@ BOS	1-1	T
19	11-30	MTL	5-2	W
20	12-3	@ TOR	0-2	L
21	12-4	CHI	4-0	W
22	12-7	CHI	2-1	W
23	12-10	@ DET	1-0	W
24	12-11	DET	2-1	W

## 1949-50 (CONT'D)

GAME	DATE	OPPONENT	SCORE	RESULT
25	12-14	@ CHI	3-5	L
26	12-17	@ BOS	3-1	W
27	12-18	TOR	0-2	L
28	12-21	MTL	4-1	W
29	12-24	@ MTL	0-0	T
30	12-25	TOR	3-1	W
31	12-28	CHI	5-2	W
32	12-31	BOS	4-1	W
33	1-1	@ BOS	0-6	L
34	1-4	DET	2-1	W
35	1-7	@ MTL	3-1	W
36	1-8	CHI	1-1	T
37	1-11	TOR	1-2	L
38	1-14	@ DET	2-4	L
39	1-15	DET	0-1	L
40	1-18	BOS	2-4	L
41	1-21	@ TOR	1-2	L
42	1-22	@ CHI	3-4	L
43	1-25	@ TOR	1-5	L
44	1-28	@ BOS	2-2	T
45	1-29	MTL	2-0	W
46	2-1	@ BOS	2-3	L
47	2-2	@ MTL	1-4	L
48	2-5	@ DET	5-5	T

## 1949-50 (CONT'D)

GAME	DATE	OPPONENT	SCORE	RESULT
49	2-9	@ CHI	5-3	W
50	2-12	DET	4-0	W
51	2-15	BOS	2-2	T
52	2-18	@ MTL	4-2	W
53	2-19	TOR	2-1	W
54	2-22	CHI	3-0	W
55	2-23	@ CHI	7-3	W
56	2-25	@ TOR	2-4	L
57	2-26	BOS	4-3	W
58	3-1	DET	2-5	L
59	3-4	@ BOS	1-5	L
60	3-5	TOR	5-2	W
61	3-8	@ CHI	4-2	W
62	3-9	DET	3-1	W
63	3-11	@ TOR	0-4	L
64	3-12	MTL	1-5	L
65	3-15	BOS	1-4	L
66	3-18	@ MTL	3-5	L
67	3-19	MTL	2-4	L
68	3-21	CHI	3-6	L
69	3-22	@ DET	7-8	L
70	3-26	TOR	5-3	W

## 1950-51

GAME	DATE	OPPONENT	SCORE	RESULT
1	10-11	@ DET	2-3	L
2	10-15	@ CHI	3-2	W
3	10-19	@ MTL	0-4	L
4	10-21	@ TOR	0-5	L
5	10-22	@ BOS	0-0	T
6	10-25	BOS	1-1	T
7	10-28	@ MTL	1-5	L
8	10-29	MTL	2-2	T
9	11-2	@ DET	2-2	T
10	11-4	@ TOR	2-2	T
11	11-5	@ CHI	1-3	L
12	11-8	TOR	3-5	L
13	11-11	@ MTL	1-1	T
14	11-12	CHI	1-4	L
15	11-15	BOS	3-4	L
16	11-18	@ TOR	4-5	L
17	11-19	DET	3-3	T
18	11-22	MTL	3-2	W
19	11-25	@ BOS	3-3	T
20	11-26	TOR	2-3	L
21	11-29	CHI	1-1	T
22	12-2	@ BOS	3-2	W
23	12-3	BOS	3-5	L
24	12-6	DET	0-9	L

## 1950-51 (CONT'D)

GAME	DATE	OPPONENT	SCORE	RESULT
25	12-9	@ DET	0-5	L
26	12-10	@ CHI	3-3	T
27	12-13	MTL	3-2	W
28	12-16	@ MTL	1-1	T
29	12-17	DET	3-3	T
30	12-20	BOS	4-4	T
31	12-24	CHI	6-1	W
32	12-25	@ DET	1-4	L
33	12-27	TOR	3-1	W
34	12-31	BOS	3-0	W
35	1-1	@ BOS	2-3	L
36	1-3	DET	5-3	W
37	1-6	@ TOR	4-2	W
38	1-7	CHI	3-2	W
39	1-10	MTL	0-3	L
40	1-13	@ DET	2-4	L
41	1-14	TOR	2-1	W
42	1-17	BOS	3-3	T
43	1-20	@ MTL	2-2	T
44	1-21	@ BOS	1-5	L
45	1-25	@ CHI	2-1	W
46	1-27	@ TOR	1-2	L
47	1-28	DET	5-3	W
48	2-1	@ DET	2-3	L

## 1950-51 (CONT'D)

GAME	DATE	OPPONENT	SCORE	RESULT
49	2-4	@ CHI	4-4	T
50	2-7	@ BOS	2-2	T
51	2-11	MTL	3-1	W
52	2-14	CHI	5-1	W
53	2-15	@ CHI	7-3	W
54	2-17	@ TOR	0-2	L
55	2-18	TOR	2-5	L
56	2-21	BOS	2-2	T
57	2-24	@ MTL	2-6	L
58	2-25	DET	6-2	W
59	3-1	@ CHI	4-1	W
60	3-3	@ BOS	3-3	T
61	3-4	MTL	2-2	T
62	3-7	CHI	3-1	W
63	3-10	@ DET	2-3	L
64	3-11	MTL	5-5	T
65	3-14	TOR	1-3	L
66	3-15	@ MTL	3-5	L
67	3-17	@ TOR	1-3	L
68	3-18	TOR	1-4	L
69	3-21	DET	1-4	L
70	3-25	CHI	5-2	W

## 1951-52

GAME	DATE	OPPONENT	SCORE	RESULT
1	10-14	@ CHI	2-3	L
2	10-18	@ MTL	2-3	L
3	10-20	@ TOR	3-2	W
4	10-21	@ BOS	1-1	T
5	10-24	BOS	1-3	L
6	10-28	MTL	2-1	W
7	10-29	@ MTL	1-6	L
8	11-1	@ CHI	2-4	L
9	11-3	@ TOR	2-1	W
10	11-4	@ DET	2-4	L
11	11-7	DET	4-4	T
12	11-11	CHI	3-2	W
13	11-14	TOR	2-2	T
14	11-17	@ MTL	2-3	L
15	11-18	DET	2-5	L
16	11-21	BOS	3-3	T
17	11-22	@ DET	1-2	L
18	11-25	MTL	2-1	W
19	11-27	@ BOS	1-1	T
20	11-28	CHI	6-3	W
21	12-1	@ TOR	2-8	L
22	12-2	@ CHI	4-6	L
23	12-5	BOS	2-3	L
24	12-9	TOR	7-2	W

## 1951-52 (CONT'D)

GAME	DATE	OPPONENT	SCORE	RESULT
25	12-11	@ BOS	2-4	L
26	12-12	BOS	6-3	W
27	12-15	@ TOR	1-4	L
28	12-16	DET	1-3	L
29	12-19	MTL	4-2	W
30	12-23	CHI	3-2	W
31	12-25	@ DET	1-2	L
32	12-26	DET	1-0	W
33	12-29	@ MTL	2-7	L
34	12-30	TOR	2-2	T
35	1-1	@ BOS	4-2	W
36	1-2	DET	1-0	W
37	1-6	CHI	3-2	W
38	1-9	TOR	1-2	L
39	1-10	@ DET	2-5	L
40	1-13	MTL	2-2	T
41	1-16	CHI	4-6	L
42	1-17	@ CHI	6-6	T
43	1-20	@ DET	3-2	W
44	1-22	@ BOS	3-3	T
45	1-26	@ TOR	3-3	T
46	1-27	@ MTL	3-5	L
47	1-31	@ MTL	0-1	L
48	2-3	@ DET	3-4	L

## 1951-52 (CONT'D)

GAME	DATE	OPPONENT	SCORE	RESULT
49	2-7	@ CHI	3-1	W
50	2-9	@ BOS	4-2	W
51	2-10	TOR	3-4	L
52	2-13	BOS	6-2	W
53	2-16	@ MTL	1-5	L
54	2-17	MTL	3-2	W
55	2-19	@ TOR	3-3	T
56	2-20	DET	1-1	T
57	2-24	BOS	5-2	W
58	2-27	TOR	1-3	L
59	2-28	@ CHI	2-2	T
60	3-1	@ MTL	1-3	L
61	3-2	DET	4-6	L
62	3-4	@ BOS	1-4	L
63	3-6	@ CHI	5-3	W
64	3-9	MTL	0-2	L
65	3-12	CHI	10-2	W
66	3-15	@ TOR	2-5	L
67	3-16	TOR	2-4	L
68	3-19	BOS	6-4	W
69	3-20	@ DET	3-7	L
70	3-23	CHI	6-7	L

\*Overtime

ALL-TIME RESULTS GAME-BY-GAME

1952-53					1952-53 (CONT'D)					1952-53 (CONT'D)				
GAME	DATE	OPPONENT	SCORE	RESULT	GAME	DATE	OPPONENT	SCORE	RESULT	GAME	DATE	OPPONENT	SCORE	RESULT
1	10-9	@ DET	3-5	L	25	12-7	MTL	2-2	T	49	2-5	@ DET	3-3	T
2	10-12	@ CHI	0-2	L	26	12-10	BOS	1-4	L	50	2-8	MTL	1-1	T
3	10-16	@ MTL	1-3	L	27	12-14	TOR	2-2	T	51	2-11	DET	2-2	T
4	10-18	@ TOR	3-4	L	28	12-17	BOS	5-0	W	52	2-14	@ BOS	4-5	L
5	10-19	@ BOS	2-2	T	29	12-18	@ MTL	2-6	L	53	2-15	TOR	1-2	L
6	10-22	BOS	3-3	T	30	12-20	@ DET	1-1	T	54	2-18	BOS	4-2	W
7	10-26	DET	3-2	W	31	12-21	DET	2-5	L	55	2-19	@ CHI	4-2	W
8	10-29	CHI	1-3	L	32	12-25	@ BOS	2-1	W	56	2-21	@ MTL	1-4	L
9	10-30	@ CHI	3-8	L	33	12-28	CHI	3-6	L	57	2-22	DET	1-2	L
10	11-1	@ MTL	1-4	L	34	12-31	TOR	3-3	T	58	2-25	BOS	2-1	W
11	11-2	MTL	2-2	T	35	1-4	BOS	5-2	W	59	2-28	@ TOR	0-3	L
12	11-5	@ TOR	1-4	L	36	1-7	CHI	4-6	L	60	3-1	TOR	4-2	W
13	11-9	@ DET	1-3	L	37	1-8	@ MTL	4-4	T	61	3-4	CHI	1-4	L
14	11-12	CHI	5-2	W	38	1-11	MTL	7-0	W	62	3-5	@ DET	1-7	L
15	11-13	@ CHI	2-6	L	39	1-14	DET	3-2	W	63	3-7	@ BOS	2-1	W
16	11-16	TOR	3-6	L	40	1-17	@ TOR	0-1	L	64	3-8	MTL	4-3	W
17	11-19	DET	2-2	T	41	1-18	@ CHI	0-2	L	65	3-11	DET	0-2	L
18	11-23	MTL	2-2	T	42	1-22	@ DET	8-2	W	66	3-14	@ MTL	2-3	L
19	11-26	TOR	4-2	W	43	1-24	@ BOS	0-9	L	67	3-15	TOR	1-1	T
20	11-27	@ BOS	1-3	L	44	1-25	@ BOS	2-1	W	68	3-18	BOS	1-2	L
21	11-30	@ CHI	1-1	T	45	1-28	MTL	1-2	L	69	3-21	@ TOR	0-5	L
22	12-3	CHI	3-5	L	46	1-29	@ MTL	2-5	L	70	3-22	CHI	1-3	L
23	12-4	@ DET	3-5	L	47	1-31	@ TOR	0-4	L					
24	12-6	@ TOR	2-2	T	48	2-1	@ CHI	1-0	W					

1953-54					1953-54 (CONT'D)					1953-54 (CONT'D)				
GAME	DATE	OPPONENT	SCORE	RESULT	GAME	DATE	OPPONENT	SCORE	RESULT	GAME	DATE	OPPONENT	SCORE	RESULT
1	10-8	@ DET	1-4	L	25	12-5	@ CHI	1-2	L	49	1-30	@ MTL	2-1	W
2	10-11	@ CHI	5-3	W	26	12-6	TOR	3-3	T	50	2-4	@ CHI	3-2	W
3	10-15	@ MTL	1-6	L	27	12-9	DET	3-3	T	51	2-6	@ MTL	3-4	L
4	10-17	@ TOR	1-1	T	28	12-12	@ MTL	2-7	L	52	2-7	MTL	1-4	L
5	10-18	@ BOS	2-3	L	29	12-13	TOR	1-2	L	53	2-10	DET	3-2	W
6	10-22	BOS	4-3	W	30	12-16	BOS	4-3	W	54	2-13	@ BOS	0-1	L
7	10-25	MTL	1-2	L	31	12-19	@ TOR	2-3	L	55	2-14	TOR	3-3	T
8	10-28	CHI	1-6	L	32	12-20	MTL	3-1	W	56	2-17	BOS	2-1	W
9	10-31	@ TOR	1-4	L	33	12-23	DET	2-1	W	57	2-19	@ CHI	3-0	W
10	11-1	TOR	2-2	T	34	12-26	@ MTL	0-2	L	58	2-21	TOR	6-1	W
11	11-5	@ MTL	3-4	L	35	12-27	CHI	1-4	L	59	2-24	BOS	3-5	L
12	11-7	@ CHI	3-1	W	36	12-29	BOS	2-6	L	60	2-27	@ MTL	0-5	L
13	11-8	@ DET	2-2	T	37	1-1	@ BOS	2-1	W	61	2-28	MTL	2-0	W
14	11-11	CHI	3-2	W	38	1-3	MTL	4-3	W	62	3-3	@ TOR	3-3	T
15	11-14	DET	2-3	L	39	1-6	CHI	4-3	W	63	3-5	@ CHI	0-0	T
16	11-15	@ DET	1-4	L	40	1-10	TOR	4-1	W	64	3-7	TOR	0-4	L
17	11-18	CHI	3-1	W	41	1-13	DET	1-3	L	65	3-10	CHI	4-2	W
18	11-21	@ TOR	0-1	L	42	1-14	@ CHI	2-0	W	66	3-11	@ BOS	0-1	L
19	11-22	DET	2-3	L	43	1-16	@ TOR	0-4	L	67	3-13	@ DET	5-2	W
20	11-25	BOS	5-3	W	44	1-17	@ DET	3-2	W	68	3-14	DET	2-0	W
21	11-26	@ BOS	2-5	L	45	1-20	BOS	8-3	W	69	3-20	@ TOR	5-2	W
22	11-29	MTL	2-1	W	46	1-23	@ BOS	4-3	W	70	3-21	MTL	1-3	L
23	12-2	CHI	3-3	T	47	1-24	@ BOS	1-2	L					
24	12-3	@ DET	0-4	L	48	1-28	@ DET	3-3	T					

1954-55					1954-55 (CONT'D)					1954-55 (CONT'D)				
GAME	DATE	OPPONENT	SCORE	RESULT	GAME	DATE	OPPONENT	SCORE	RESULT	GAME	DATE	OPPONENT	SCORE	RESULT
1	10-9	@ DET	0-4	L	25	12-5	MTL	3-3	T	49	1-27	@ DET	3-3	T
2	10-10	@ CHI	2-1	W	26	12-8	CHI	1-2	L	50	1-29	@ TOR	3-1	W
3	10-14	@ BOS	3-5	L	27	12-9	@ DET	2-3	L	51	1-30	@ CHI	2-4	L
4	10-16	@ TOR	4-2	W	28	12-11	@ DET	1-4	L	52	2-5	@ MTL	1-3	L
5	10-20	BOS	6-2	W	29	12-12	TOR	1-1	T	53	2-6	MTL	3-7	L
6	10-23	@ MTL	1-7	L	30	12-15	DET	3-3	T	54	2-9	CHI	2-2	T
7	10-24	MTL	4-2	W	31	12-16	@ MTL	1-5	L	55	2-12	@ BOS	5-5	T
8	10-27	DET	5-2	W	32	12-18	@ TOR	1-3	L	56	2-13	MTL	4-1	W
9	10-30	@ TOR	1-3	L	33	12-19	TOR	3-3	T	57	2-16	BOS	2-2	T
10	10-31	CHI	1-1	T	34	12-22	DET	2-2	T	58	2-19	@ MTL	2-10	L
11	11-4	@ CHI	1-3	L	35	12-25	@ MTL	1-4	L	59	2-20	DET	0-5	L
12	11-7	@ DET	0-1	L	36	12-26	CHI	4-4	T	60	2-23	TOR	1-3	L
13	11-10	TOR	1-2	L	37	12-30	BOS	6-1	W	61	2-25	@ CHI	2-2	T
14	11-13	CHI	3-5	L	38	1-1	@ BOS	0-4	L	62	2-27	MTL	1-7	L
15	11-14	@ CHI	5-0	W	39	1-2	BOS	3-3	T	63	2-2	BOS	1-2	L
16	11-17	BOS	2-2	T	40	1-5	CHI	2-3	L	64	3-5	@ DET	2-6	L
17	11-20	@ MTL	1-4	L	41	1-8	@ TOR	0-5	L	65	3-6	DET	1-2	L
18	11-21	TOR	2-2	T	42	1-9	MTL	1-7	L	66	3-12	@ TOR	2-1	W
19	11-24	BOS	3-1	W	43	1-12	TOR	0-0	T	67	3-13	CHI	5-2	W
20	11-25	@ BOS	2-2	T	44	1-14	@ CHI	6-2	W	68	3-16	@ CHI	1-1	T
21	11-27	@ TOR	1-3	L	45	1-16	@ DET	0-3	L	69	3-19	@ MTL	2-4	L
22	11-28	MTL	4-1	W	46	1-19	DET	2-0	W	70	3-20	TOR	3-2	W
23	12-1	DET	1-6	L	47	1-22	@ BOS	1-3	L					
24	12-4	@ BOS	3-6	L	48	1-23	@ BOS	2-0	W					

\*Overtime



# ALL-TIME RESULTS GAME-BY-GAME

1955-56

GAME	DATE	OPPONENT	SCORE	RESULT
1	10-7	@ CHI	7-4	W
2	10-9	@ DET	3-2	W
3	10-15	@ MTL	1-4	L
4	10-16	@ BOS	1-4	L
5	10-19	TOR	6-2	W
6	10-22	@ TOR	2-3	L
7	10-23	CHI	5-4	W
8	10-26	DET	6-2	W
9	10-29	BOS	0-1	L
10	11-3	@ DET	1-1	T
11	11-5	@ TOR	3-0	W
12	11-6	@ CHI	4-2	W
13	11-9	MTL	1-1	T
14	11-10	@ BOS	1-5	L
15	11-13	TOR	4-1	W
16	11-16	DET	3-3	T
17	11-19	@ MTL	1-6	L
18	11-20	MTL	1-1	T
19	11-23	BOS	4-0	W
20	11-24	@ BOS	5-0	W
21	11-27	MTL	3-3	T
22	11-30	CHI	6-1	W
23	12-2	@ CHI	2-1	W
24	12-4	DET	7-3	W

1955-56 (CONT'D)

GAME	DATE	OPPONENT	SCORE	RESULT
25	12-7	TOR	3-1	W
26	12-10	@ TOR	1-6	L
27	12-11	@ DET	0-2	L
28	12-14	CHI	1-4	L
29	12-15	@ MTL	0-2	L
30	12-18	TOR	4-1	W
31	12-21	BOS	3-3	T
32	12-25	MTL	5-1	W
33	12-29	CHI	2-4	L
34	12-31	BOS	6-2	W
35	1-1	@ BOS	4-2	W
36	1-4	DET	5-4	W
37	1-8	CHI	3-5	L
38	1-11	MTL	6-1	W
39	1-12	@ DET	0-6	L
40	1-14	@ TOR	6-5	W
41	1-15	@ CHI	2-0	W
42	1-17	@ CHI	2-2	T
43	1-21	@ MTL	1-3	L
44	1-22	@ BOS	1-3	L
45	1-26	@ DET	2-3	L
46	1-28	@ TOR	3-1	W
47	1-29	@ CHI	6-2	W
48	2-1	TOR	5-2	W

1955-56 (CONT'D)

GAME	DATE	OPPONENT	SCORE	RESULT
49	2-4	@ BOS	1-7	L
50	2-5	MTL	3-3	T
51	2-8	BOS	3-3	T
52	2-11	@ TOR	0-5	L
53	2-12	DET	2-1	W
54	2-14	@ DET	3-5	L
55	2-15	CHI	6-1	W
56	2-18	@ MTL	4-9	L
57	2-19	BOS	0-3	L
58	2-22	TOR	2-4	L
59	2-23	@ MTL	2-5	L
60	2-26	DET	3-2	W
61	2-28	@ DET	1-4	L
62	2-29	BOS	4-2	W
63	3-3	@ BOS	2-5	L
64	3-4	CHI	3-2	W
65	3-8	@ CHI	6-4	W
66	3-10	@ TOR	2-5	L
67	3-11	TOR	4-2	W
68	3-15	DET	2-2	T
69	3-17	@ MTL	2-7	L
70	3-18	MTL	1-3	L

1956-57

GAME	DATE	OPPONENT	SCORE	RESULT
1	10-12	@ CHI	3-0	W
2	10-14	@ DET	1-2	L
3	10-17	BOS	2-0	W
4	10-20	@ MTL	0-5	L
5	10-21	CHI	4-1	W
6	10-24	MTL	3-2	W
7	10-28	TOR	1-1	T
8	10-31	@ TOR	2-7	L
9	11-4	@ BOS	1-4	L
10	11-7	BOS	2-4	L
11	11-8	@ MTL	2-4	L
12	11-10	DET	4-6	L
13	11-14	MTL	3-5	L
14	11-17	BOS	4-4	T
15	11-18	@ CHI	2-2	T
16	11-21	TOR	3-3	T
17	11-22	@ BOS	4-3	W
18	11-24	@ MTL	1-6	L
19	11-25	MTL	1-1	T
20	11-28	BOS	1-1	W
21	11-29	@ DET	1-4	L
22	12-2	TOR	4-2	W
23	12-5	CHI	2-2	T
24	12-8	@ TOR	0-0	T

1956-57 (CONT'D)

GAME	DATE	OPPONENT	SCORE	RESULT
25	12-9	DET	4-2	W
26	12-13	@ DET	1-2	L
27	12-15	@ TOR	1-2	L
28	12-16	MTL	4-2	W
29	12-21	@ CHI	3-2	W
30	12-23	TOR	1-3	L
31	12-25	@ DET	1-8	L
32	12-27	CHI	3-2	W
33	12-29	@ MTL	3-6	L
34	12-31	DET	0-1	L
35	1-1	@ BOS	3-5	L
36	1-5	CHI	4-1	W
37	1-6	MTL	2-3	L
38	1-9	TOR	3-4	L
39	1-11	@ CHI	7-4	W
40	1-12	@ DET	5-4	W
41	1-13	DET	2-3	L
42	1-19	@ MTL	0-5	L
43	1-20	@ DET	2-5	L
44	1-23	@ TOR	4-4	T
45	1-26	@ BOS	5-3	W
46	1-27	@ CHI	3-2	W
47	1-30	CHI	2-7	L
48	2-2	DET	4-5	L

1956-57 (CONT'D)

GAME	DATE	OPPONENT	SCORE	RESULT
49	2-3	@ BOS	1-4	L
50	2-6	BOS	3-2	W
51	2-7	@ CHI	4-4	T
52	2-9	@ TOR	4-4	T
53	2-10	MTL	5-4	W
54	2-14	@ DET	2-3	L
55	2-16	@ MTL	2-1	W
56	2-17	TOR	3-2	W
57	2-20	BOS	5-2	W
58	2-23	@ MTL	1-4	L
59	2-24	MTL	4-3	W
60	2-27	CHI	6-6	T
61	3-2	@ BOS	3-2	W
62	3-3	DET	1-1	T
63	3-7	@ CHI	2-2	T
64	3-9	@ TOR	2-1	W
65	3-10	DET	4-1	W
66	3-13	BOS	1-2	L
67	3-16	@ TOR	1-14	L
68	3-17	TOR	3-5	L
69	3-23	@ BOS	4-2	W
70	3-24	CHI	4-4	T

1957-58

GAME	DATE	OPPONENT	SCORE	RESULT
1	10-10	@ DET	3-2	W
2	10-12	@ MTL	2-2	T
3	10-13	@ BOS	1-3	L
4	10-16	BOS	2-6	L
5	10-20	CHI	6-1	W
6	10-23	TOR	3-0	W
7	10-26	@ TOR	0-3	L
8	10-27	MTL	4-1	W
9	10-30	DET	0-4	L
10	10-31	@ BOS	3-0	W
11	11-2	BOS	5-0	W
12	11-3	@ CHI	3-2	W
13	11-5	@ DET	1-1	T
14	11-6	@ TOR	4-2	W
15	11-9	@ CHI	0-5	L
16	11-13	CHI	2-2	T
17	11-16	@ MTL	4-2	W
18	11-17	MTL	4-2	W
19	11-20	DET	1-1	T
20	11-22	@ CHI	4-2	W
21	11-24	TOR	1-5	L
22	11-27	BOS	2-5	L
23	11-28	@ BOS	0-1	L
24	11-30	DET	1-3	L

1957-58 (CONT'D)

GAME	DATE	OPPONENT	SCORE	RESULT
25	12-1	@ DET	5-1	W
26	12-4	CHI	0-2	L
27	12-7	@ TOR	3-3	T
28	12-8	TOR	1-2	L
29	12-12	@ MTL	2-3	L
30	12-14	@ DET	4-4	T
31	12-15	DET	4-2	W
32	12-18	MTL	5-4	W
33	12-19	@ BOS	3-3	T
34	12-21	@ MTL	4-2	W
35	12-22	TOR	5-2	W
36	12-25	CHI	1-3	L
37	12-28	@ TOR	1-6	L
38	12-29	MTL	3-4	L
39	1-4	BOS	4-7	L
40	1-5	MTL	0-4	L
41	1-8	TOR	5-5	T
42	1-11	@ MTL	3-9	L
43	1-12	DET	2-3	L
44	1-16	@ BOS	3-2	W
45	1-18	@ CHI	3-2	W
46	1-19	@ DET	6-1	W
47	1-25	@ TOR	1-7	L
48	1-26	@ CHI	3-4	L

1957-58 (CONT'D)

GAME	DATE	OPPONENT	SCORE	RESULT
49	1-29	BOS	1-1	T
50	2-1	CHI	3-2	W
51	2-2	@ BOS	3-4	L
52	2-8	@ DET	5-2	W
53	2-9	MTL	1-3	L
54	2-14	@ CHI	3-1	W
55	2-16	BOS	3-2	W
56	2-19	CHI	3-2	W
57	2-22	@ MTL	2-2	T
58	2-23	TOR	4-2	W
59	2-26	CHI	4-3	W
60	3-1	@ TOR	5-4	W
61	3-2	DET	4-4	T
62	3-8	@ MTL	3-2	W
63	3-9	DET	2-4	L
64	3-11	@ DET	2-2	T
65	3-12	@ CHI	3-2	W
66	3-15	@ BOS	4-0	W
67	3-16	MTL	2-3	L
68	3-19	BOS	1-1	T
69	3-22	@ TOR	7-0	W
70	3-23	TOR	3-2	W

\*Overtime

ALL-TIME RESULTS GAME-BY-GAME

1958-59					1958-59 (CONT'D)					1958-59 (CONT'D)				
GAME	DATE	OPPONENT	SCORE	RESULT	GAME	DATE	OPPONENT	SCORE	RESULT	GAME	DATE	OPPONENT	SCORE	RESULT
1	10-8	@ CHI	1-1	T	25	12-3	CHI	4-2	W	49	2-1	DET	5-4	W
2	10-11	@ BOS	4-4	T	26	12-6	@ MTL	0-6	L	50	2-5	@ DET	5-0	W
3	10-12	@ DET	0-3	L	27	12-7	TOR	0-2	L	51	2-7	CHI	3-6	L
4	10-15	BOS	4-4	T	28	12-10	DET	1-2	L	52	2-8	@ BOS	1-4	L
5	10-18	@ MTL	2-2	T	29	12-13	@ TOR	4-4	T	53	2-11	BOS	3-5	L
6	10-19	MTL	3-5	L	30	12-14	CHI	3-3	T	54	2-12	@ DET	0-1	L
7	10-25	CHI	6-2	W	31	12-18	@ DET	2-0	W	55	2-15	MTL	1-5	L
8	10-26	TOR	3-2	W	32	12-21	TOR	1-1	W	56	2-18	@ CHI	2-4	L
9	10-29	BOS	2-2	T	33	12-25	@ MTL	1-4	L	57	2-21	DET	1-1	T
10	10-30	@ DET	1-4	L	34	12-28	MTL	5-3	W	58	2-22	MTL	5-1	W
11	11-1	@ TOR	3-4	L	35	12-31	BOS	4-3	W	59	2-25	DET	6-3	W
12	11-2	DET	1-2	L	36	1-1	@ BOS	5-2	W	60	2-28	@ MTL	1-6	L
13	11-4	@ CHI	2-4	L	37	1-3	@ MTL	1-5	L	61	3-1	TOR	1-1	T
14	11-8	@ MTL	6-5	W	38	1-4	TOR	2-4	L	62	3-7	@ CHI	6-1	W
15	11-9	@ BOS	5-1	W	39	1-7	CHI	0-4	L	63	3-8	DET	4-2	W
16	11-15	BOS	4-2	W	40	1-10	DET	3-3	T	64	3-11	CHI	3-5	L
17	11-16	MTL	2-1	W	41	1-11	@ CHI	4-3	W	65	3-12	@ BOS	4-5	L
18	11-19	TOR	7-4	W	42	1-14	@ TOR	3-2	W	66	3-14	@ TOR	0-5	L
19	11-22	@ TOR	2-2	T	43	1-17	@ CHI	1-7	L	67	3-15	TOR	5-6	L
20	11-23	DET	1-3	L	44	1-18	@ DET	4-2	W	68	3-18	BOS	3-5	L
21	11-26	MTL	5-3	W	45	1-24	@ MTL	1-3	L	69	3-21	@ DET	5-2	W
22	11-27	@ BOS	1-3	L	46	1-26	@ BOS	8-3	W	70	3-22	MTL	2-4	L
23	11-29	BOS	1-3	L	47	1-28	CHI	1-3	L					
24	11-30	@ CHI	2-2	T	48	1-31	@ TOR	5-2	W					

1959-60					1959-60 (CONT'D)					1959-60 (CONT'D)				
GAME	DATE	OPPONENT	SCORE	RESULT	GAME	DATE	OPPONENT	SCORE	RESULT	GAME	DATE	OPPONENT	SCORE	RESULT
1	10-7	@ CHI	2-5	L	25	12-5	@ TOR	3-6	L	49	1-31	DET	3-3	T
2	10-10	@ BOS	4-6	L	26	12-6	TOR	6-0	W	50	2-3	TOR	2-4	L
3	10-11	@ DET	2-4	L	27	12-12	@ BOS	4-3	W	51	2-4	@ DET	3-1	W
4	10-14	BOS	3-4	L	28	12-13	BOS	4-3	W	52	2-6	CHI	1-5	L
5	10-17	@ MTL	4-2	W	29	12-19	@ MTL	3-5	L	53	2-7	MTL	4-1	W
6	10-18	MTL	5-6	L	30	12-20	MTL	6-5	W	54	2-10	@ CHI	1-5	L
7	10-21	TOR	2-3	L	31	12-23	CHI	0-3	L	55	2-14	@ BOS	0-3	L
8	10-24	@ TOR	1-1	T	32	12-25	@ DET	5-2	W	56	2-17	CHI	1-5	L
9	10-25	CHI	3-1	W	33	12-26	@ TOR	0-4	L	57	2-20	@ MTL	3-3	T
10	10-28	DET	3-3	T	34	12-27	TOR	3-6	L	58	2-21	BOS	7-2	W
11	11-1	MTL	1-3	L	35	12-29	BOS	3-4	L	59	2-24	DET	2-2	T
12	11-4	@ TOR	1-4	L	36	1-1	@ BOS	3-7	L	60	2-27	@ MTL	2-3	L
13	11-5	@ MTL	2-8	L	37	1-3	MTL	8-3	W	61	2-28	TOR	3-5	L
14	11-8	@ DET	3-3	T	38	1-6	CHI	1-2	L	62	3-5	@ CHI	0-5	L
15	11-11	BOS	6-3	W	39	1-9	DET	3-3	T	63	3-6	DET	3-1	W
16	11-14	DET	0-4	L	40	1-10	@ DET	4-3	W	64	3-9	CHI	1-1	T
17	11-15	TOR	2-2	T	41	1-14	@ BOS	0-6	L	65	3-10	@ BOS	3-3	T
18	11-18	@ CHI	3-5	L	42	1-16	@ TOR	1-3	L	66	3-12	@ TOR	4-1	W
19	11-22	DET	3-5	L	43	1-17	@ CHI	1-3	L	67	3-13	TOR	2-2	T
20	11-25	BOS	3-3	T	44	1-21	@ MTL	2-11	L	68	3-16	BOS	2-3	L
21	11-26	@ BOS	3-4	L	45	1-23	@ CHI	1-2	L	69	3-19	@ DET	3-6	L
22	11-28	@ CHI	2-6	L	46	1-24	@ DET	2-2	T	70	3-20	MTL	3-1	W
23	11-29	CHI	2-2	T	47	1-27	MTL	2-2	T					
24	12-3	@ MTL	7-4	W	48	1-30	@ TOR	2-3	L					

1960-61					1960-61 (CONT'D)					1960-61 (CONT'D)				
GAME	DATE	OPPONENT	SCORE	RESULT	GAME	DATE	OPPONENT	SCORE	RESULT	GAME	DATE	OPPONENT	SCORE	RESULT
1	10-5	BOS	2-1	W	25	12-7	DET	1-3	L	49	2-2	@ MTL	5-7	L
2	10-8	@ TOR	5-2	W	26	12-10	@ BOS	3-0	W	50	2-4	@ BOS	2-1	W
3	10-9	@ CHI	2-3	L	27	12-11	BOS	2-2	T	51	2-5	BOS	5-2	W
4	10-11	MTL	2-3	L	28	12-14	@ CHI	0-4	L	52	2-8	@ TOR	3-5	L
5	10-15	@ MTL	4-8	L	29	12-15	@ DET	1-1	T	53	2-9	@ DET	2-4	L
6	10-16	TOR	2-7	L	30	12-17	@ MTL	0-2	L	54	2-11	MTL	3-3	T
7	10-19	CHI	2-0	W	31	12-18	TOR	2-3	L	55	2-12	@ BOS	3-8	L
8	10-23	MTL	2-4	L	32	12-21	CHI	2-2	T	56	2-15	@ CHI	2-5	L
9	10-26	DET	4-3	W	33	12-25	MTL	4-1	W	57	2-18	@ MTL	4-7	L
10	10-27	@ BOS	4-6	L	34	12-28	DET	3-4	L	58	2-19	TOR	4-2	W
11	10-30	TOR	1-3	L	35	12-31	@ TOR	1-2	L	59	2-22	CHI	4-2	W
12	11-2	@ CHI	4-4	T	36	1-1	TOR	1-4	L	60	2-26	MTL	1-3	L
13	11-5	@ TOR	3-7	L	37	1-4	CHI	2-3	L	61	3-1	BOS	3-1	W
14	11-6	@ DET	2-5	L	38	1-7	@ MTL	3-6	L	62	3-2	@ CHI	1-7	L
15	11-9	DET	3-4	L	39	1-8	MTL	4-2	W	63	3-4	@ TOR	4-5	L
16	11-10	@ MTL	7-9	L	40	1-12	@ BOS	4-4	T	64	3-5	DET	8-3	W
17	11-13	MTL	1-2	L	41	1-14	@ DET	2-2	T	65	3-8	CHI	3-4	L
18	11-16	BOS	4-3	W	42	1-15	@ CHI	3-1	W	66	3-9	@ MTL	1-6	L
19	11-20	DET	3-4	L	43	1-18	@ TOR	4-4	T	67	3-12	DET	7-3	W
20	11-23	BOS	6-3	W	44	1-21	@ CHI	3-5	L	68	3-14	@ DET	2-5	L
21	11-24	@ BOS	5-3	W	45	1-22	@ DET	5-3	W	69	3-15	@ BOS	2-6	L
22	11-27	CHI	3-3	T	46	1-25	BOS	2-1	W	70	3-19	TOR	2-2	T
23	12-3	@ TOR	2-5	L	47	1-29	TOR	1-4	L					
24	12-4	@ DET	4-1	W	48	2-1	CHI	3-1	W					

\*Overtime

# ALL-TIME RESULTS GAME-BY-GAME

## 1961-62

GAME	DATE	OPPONENT	SCORE	RESULT
1	10-11	@ BOS	6-2	W
2	10-12	BOS	6-3	W
3	10-14	@ MTL	1-3	L
4	10-15	TOR	2-1	W
5	10-18	MTL	2-5	L
6	10-19	@ CHI	4-2	W
7	10-21	@ DET	4-4	T
8	10-22	DET	4-5	L
9	10-25	CHI	1-1	T
10	10-28	@ TOR	1-5	L
11	10-29	TOR	4-2	W
12	10-31	@ CHI	4-2	W
13	11-2	@ DET	0-1	L
14	11-4	@ MTL	3-3	T
15	11-8	BOS	4-4	T
16	11-12	CHI	4-1	W
17	11-18	MTL	4-4	T
18	11-19	TOR	5-3	W
19	11-22	DET	4-0	W
20	11-23	@ BOS	4-3	W
21	11-25	@ TOR	0-6	L
22	11-26	MTL	2-2	T
23	12-2	@ BOS	1-3	L
24	12-3	BOS	3-1	W

## 1961-62 (CONT'D)

GAME	DATE	OPPONENT	SCORE	RESULT
25	12-6	CHI	3-8	L
26	12-7	@ DET	3-3	T
27	12-9	@ MTL	2-2	T
28	12-10	TOR	2-3	L
29	12-16	@ TOR	2-4	L
30	12-17	@ CHI	1-3	L
31	12-20	DET	6-1	W
32	12-23	CHI	7-3	W
33	12-25	@ DET	6-4	W
34	12-27	MTL	0-3	L
35	12-31	BOS	4-7	L
36	1-1	@ BOS	4-2	W
37	1-3	@ CHI	1-2	L
38	1-6	@ MTL	1-5	L
39	1-7	TOR	3-4	L
40	1-13	@ CHI	2-4	L
41	1-14	@ DET	1-2	L
42	1-17	@ TOR	2-4	L
43	1-21	@ CHI	1-3	L
44	1-24	DET	0-3	L
45	1-27	@ MTL	1-5	L
46	1-28	CHI	0-3	L
47	1-31	BOS	5-0	W
48	2-1	@ BOS	5-3	W

## 1961-62 (CONT'D)

GAME	DATE	OPPONENT	SCORE	RESULT
49	2-3	@ TOR	1-4	L
50	2-4	MTL	2-1	W
51	2-7	DET	2-2	T
52	2-10	CHI	2-1	W
53	2-11	@ BOS	5-3	W
54	2-14	@ CHI	3-4	L
55	2-15	@ DET	3-4	L
56	2-17	@ TOR	3-5	L
57	2-18	TOR	6-2	W
58	2-21	BOS	4-2	W
59	2-24	@ MTL	2-4	L
60	2-25	MTL	3-3	T
61	2-28	BOS	2-2	T
62	3-3	@ TOR	1-3	L
63	3-4	DET	2-4	L
64	3-6	@ DET	5-4	W
65	3-11	MTL	1-2	L
66	3-14	DET	3-2	W
67	3-17	@ MTL	0-2	L
68	3-18	TOR	2-2	T
69	3-22	@ BOS	4-3	W
70	3-25	CHI	4-1	W

## 1962-63

GAME	DATE	OPPONENT	SCORE	RESULT
1	10-11	DET	1-2	L
2	10-13	@ MTL	3-6	L
3	10-14	TOR	5-3	W
4	10-17	CHI	1-5	L
5	10-21	MTL	3-3	T
6	10-27	@ TOR	5-1	W
7	10-28	CHI	3-5	L
8	10-30	@ CHI	3-5	L
9	11-1	@ DET	0-4	L
10	11-3	@ MTL	3-3	T
11	11-4	@ BOS	4-3	W
12	11-7	TOR	1-5	L
13	11-10	@ TOR	3-5	L
14	11-11	DET	2-3	L
15	11-14	BOS	6-2	W
16	11-17	CHI	3-4	L
17	11-18	TOR	3-1	W
18	11-21	BOS	4-2	W
19	11-22	@ BOS	7-1	W
20	11-24	@ TOR	1-4	L
21	11-25	MTL	1-3	L
22	11-29	@ DET	5-0	W
23	12-2	@ CHI	1-5	L
24	12-5	DET	3-3	T

## 1962-63 (CONT'D)

GAME	DATE	OPPONENT	SCORE	RESULT
25	12-8	@ BOS	3-3	T
26	12-9	BOS	2-4	L
27	12-12	@ CHI	3-4	L
28	12-13	@ DET	2-3	L
29	12-15	@ MTL	4-2	W
30	12-16	DET	5-2	W
31	12-22	@ TOR	2-4	L
32	12-23	CHI	1-3	L
33	12-25	@ BOS	2-6	L
34	12-27	BOS	9-3	W
35	12-30	MTL	4-4	T
36	12-31	@ DET	1-1	T
37	1-2	TOR	3-2	W
38	1-5	@ MTL	2-2	T
39	1-6	MTL	0-6	L
40	1-12	@ CHI	1-3	L
41	1-13	@ DET	2-4	L
42	1-19	@ BOS	5-3	W
43	1-20	@ CHI	2-6	L
44	1-23	CHI	3-3	T
45	1-26	@ MTL	4-2	W
46	1-27	TOR	2-4	L
47	1-30	DET	1-6	L
48	2-2	@ TOR	2-2	T

## 1962-63 (CONT'D)

GAME	DATE	OPPONENT	SCORE	RESULT
49	2-3	BOS	4-6	L
50	2-6	MTL	6-3	W
51	2-9	CHI	3-3	T
52	2-10	@ CHI	2-4	L
53	2-12	@ BOS	3-6	L
54	2-16	@ TOR	2-4	L
55	2-17	TOR	4-1	W
56	2-20	BOS	3-3	T
57	2-23	@ MTL	3-6	L
58	2-24	DET	2-3	L
59	2-26	@ DET	4-3	W
60	2-28	@ CHI	6-1	W
61	3-2	@ TOR	3-4	L
62	3-3	DET	2-3	L
63	3-6	CHI	5-2	W
64	3-9	@ MTL	5-2	W
65	3-10	MTL	1-5	L
66	3-14	@ DET	4-9	L
67	3-17	TOR	1-2	L
68	3-20	BOS	5-1	W
69	3-21	@ BOS	2-2	T
70	3-24	MTL	5-0	W

## 1963-64

GAME	DATE	OPPONENT	SCORE	RESULT
1	10-9	@ CHI	1-3	L
2	10-12	@ MTL	2-6	L
3	10-16	DET	3-0	W
4	10-20	BOS	5-1	W
5	10-24	@ BOS	2-0	W
6	10-26	@ TOR	4-6	L
7	10-27	CHI	1-4	L
8	10-30	BOS	4-3	W
9	10-31	@ DET	1-4	L
10	11-3	MTL	3-5	L
11	11-5	@ CHI	2-3	L
12	11-7	@ DET	0-1	L
13	11-9	@ MTL	2-4	L
14	11-14	TOR	4-5	L
15	11-16	@ TOR	4-5	L
16	11-17	DET	5-2	W
17	11-20	BOS	1-1	T
18	11-24	TOR	3-3	T
19	11-27	DET	3-2	W
20	11-28	@ BOS	3-5	L
21	11-30	CHI	2-3	L
22	12-1	@ CHI	3-3	T
23	12-5	@ MTL	2-4	L
24	12-7	@ BOS	6-8	L

## 1963-64 (CONT'D)

GAME	DATE	OPPONENT	SCORE	RESULT
25	12-8	BOS	2-2	T
26	12-11	CHI	2-6	L
27	12-12	@ MTL	4-6	L
28	12-14	@ TOR	3-5	L
29	12-15	MTL	4-2	W
30	12-18	DET	1-1	T
31	12-22	TOR	1-1	T
32	12-25	@ DET	3-4	L
33	12-27	CHI	4-2	W
34	12-29	MTL	2-6	L
35	1-1	@ CHI	5-2	W
36	1-4	DET	5-2	W
37	1-5	TOR	3-2	W
38	1-9	@ BOS	5-3	W
39	1-12	@ DET	3-5	L
40	1-15	@ TOR	5-4	W
41	1-18	@ CHI	1-6	L
42	1-19	@ DET	3-1	W
43	1-22	BOS	6-4	W
44	1-23	@ MTL	2-4	L
45	1-25	@ TOR	1-1	T
46	1-26	DET	3-2	W
47	1-30	@ BOS	3-1	W
48	2-1	CHI	2-2	T

## 1963-64 (CONT'D)

GAME	DATE	OPPONENT	SCORE	RESULT
49	2-2	MTL	4-2	W
50	2-5	BOS	2-3	L
51	2-6	@ BOS	0-4	L
52	2-8	MTL	2-8	L
53	2-9	@ DET	2-4	L
54	2-12	@ CHI	2-5	L
55	2-16	TOR	4-2	W
56	2-19	CHI	2-7	L
57	2-22	@ TOR	2-5	L
58	2-23	TOR	3-4	L
59	2-27	@ BOS	4-2	W
60	2-29	@ MTL	0-4	L
61	3-1	DET	2-2	T
62	3-4	CHI	4-3	W
63	3-7	@ MTL	3-2	W
64	3-8	MTL	0-0	T
65	3-11	BOS	3-5	L
66	3-14	@ TOR	3-7	L
67	3-15	TOR	1-3	L
68	3-17	@ CHI	0-4	L
69	3-19	@ DET	3-9	L
70	3-22	MTL	1-2	L

\*Overtime

ALL-TIME RESULTS GAME-BY-GAME

1964-65					1964-65 (CONT'D)					1964-65 (CONT'D)				
GAME	DATE	OPPONENT	SCORE	RESULT	GAME	DATE	OPPONENT	SCORE	RESULT	GAME	DATE	OPPONENT	SCORE	RESULT
1	10-12	@ BOS	6-2	W	25	12-12	@ MTL	1-7	L	49	2-6	@ BOS	2-3	L
2	10-13	MTL	0-3	L	26	12-13	TOR	3-3	T	50	2-7	BOS	8-3	W
3	10-17	@ MTL	2-2	T	27	12-16	DET	3-7	L	51	2-13	CHI	0-3	L
4	10-18	TOR	3-3	T	28	12-19	@ TOR	3-6	L	52	2-14	@ DET	2-6	L
5	10-21	DET	0-1	L	29	12-20	MTL	2-3	L	53	2-17	@ CHI	4-5	L
6	10-24	@ TOR	1-1	T	30	12-23	@ MTL	0-2	L	54	2-20	@ DET	2-3	L
7	10-25	CHI	2-5	L	31	12-25	@ BOS	3-0	W	55	2-21	MTL	2-2	T
8	10-28	BOS	3-1	W	32	12-26	BOS	0-2	L	56	2-24	@ MTL	1-6	L
9	11-1	MTL	3-1	W	33	12-27	@ DET	1-3	L	57	2-27	@ TOR	4-3	W
10	11-3	@ CHI	1-2	L	34	12-29	CHI	2-4	L	58	2-28	TOR	6-2	W
11	11-5	@ DET	1-3	L	35	1-1	@ CHI	1-2	L	59	3-3	BOS	1-6	L
12	11-7	@ TOR	1-0	W	36	1-3	TOR	3-3	T	60	3-4	@ BOS	4-3	W
13	11-11	BOS	4-2	W	37	1-6	BOS	5-2	W	61	3-6	@ MTL	1-2	L
14	11-15	DET	2-6	L	38	1-9	@ MTL	6-5	W	62	3-7	DET	5-6	L
15	11-17	@ DET	2-1	W	39	1-10	TOR	0-6	L	63	3-10	CHI	1-1	T
16	11-22	DET	3-3	T	40	1-14	@ BOS	2-5	L	64	3-14	MTL	4-6	L
17	11-25	TOR	6-3	W	41	1-16	@ CHI	6-3	W	65	3-19	DET	6-6	T
18	11-26	@ BOS	1-6	L	42	1-17	@ DET	4-2	W	66	3-20	@ TOR	1-4	L
19	11-28	@ TOR	4-1	W	43	1-23	@ TOR	1-1	T	67	3-21	TOR	1-10	L
20	11-29	MTL	2-5	L	44	1-24	@ CHI	2-7	L	68	3-23	@ CHI	3-2	W
21	12-2	CHI	3-3	T	45	1-27	BOS	5-2	W	69	3-25	@ DET	4-7	L
22	12-5	@ BOS	3-3	T	46	1-30	@ MTL	1-5	L	70	3-28	MTL	3-5	L
23	12-6	@ CHI	4-1	W	47	1-31	DET	1-4	L					
24	12-9	CHI	1-6	L	48	2-3	CHI	1-4	L					

1965-66					1965-66 (CONT'D)					1965-66 (CONT'D)				
GAME	DATE	OPPONENT	SCORE	RESULT	GAME	DATE	OPPONENT	SCORE	RESULT	GAME	DATE	OPPONENT	SCORE	RESULT
1	10-24	MTL	3-4	L	25	12-18	@ TOR	4-8	L	49	2-12	BOS	9-2	W
2	10-27	@ MTL	3-4	L	26	12-19	MTL	3-2	W	50	2-13	@ CHI	1-6	L
3	10-30	@ BOS	8-2	W	27	12-22	@ CHI	3-4	L	51	2-16	CHI	2-5	L
4	11-3	TOR	2-2	T	28	12-23	@ DET	2-4	L	52	2-19	@ TOR	3-1	W
5	11-6	@ TOR	4-2	W	29	12-25	@ BOS	2-4	L	53	2-20	MTL	3-5	L
6	11-7	DET	3-2	W	30	12-26	BOS	6-4	W	54	2-23	DET	5-0	W
7	11-10	BOS	2-2	T	31	12-29	CHI	0-3	L	55	2-26	@ MTL	3-4	L
8	11-11	@ DET	3-3	T	32	1-1	@ MTL	1-5	L	56	2-27	TOR	2-2	T
9	11-13	@ TOR	2-5	L	33	1-2	MTL	3-6	L	57	3-2	BOS	5-3	W
10	11-14	@ CHI	4-2	W	34	1-8	CHI	6-4	W	58	3-3	@ BOS	5-4	W
11	11-17	CHI	3-5	L	35	1-9	BOS	1-3	L	59	3-6	DET	1-1	T
12	11-20	@ MTL	3-9	L	36	1-15	@ DET	4-4	T	60	3-9	CHI	1-0	W
13	11-21	DET	3-3	T	37	1-16	@ CHI	6-5	W	61	3-12	@ CHI	2-4	L
14	11-24	BOS	4-1	W	38	1-19	@ TOR	2-6	L	62	3-13	MTL	3-2	W
15	11-25	@ BOS	2-6	L	39	1-22	@ BOS	3-5	L	63	3-16	BOS	1-3	L
16	11-27	CHI	0-1	L	40	1-23	@ DET	1-5	L	64	3-19	@ MTL	2-6	L
17	11-28	TOR	2-4	L	41	1-26	DET	4-3	W	65	3-20	@ BOS	3-4	L
18	12-1	TOR	2-2	T	42	1-29	@ MTL	2-6	L	66	3-23	DET	1-2	L
19	12-4	@ MTL	3-4	L	43	1-30	TOR	8-4	W	67	3-27	TOR	1-5	L
20	12-5	CHI	2-6	L	44	2-2	@ CHI	3-4	L	68	3-31	@ DET	3-5	L
21	12-8	@ CHI	2-2	T	45	2-5	@ BOS	3-5	L	69	4-2	@ TOR	3-3	T
22	12-9	@ DET	3-7	L	46	2-6	MTL	0-4	L	70	4-3	MTL	1-4	L
23	12-11	DET	2-4	L	47	2-9	@ TOR	0-3	L					
24	12-12	TOR	1-1	T	48	2-10	@ DET	2-6	L					

1966-67					1966-67 (CONT'D)					1966-67 (CONT'D)				
GAME	DATE	OPPONENT	SCORE	RESULT	GAME	DATE	OPPONENT	SCORE	RESULT	GAME	DATE	OPPONENT	SCORE	RESULT
1	10-19	CHI	3-6	L	25	12-14	DET	4-1	W	49	2-12	MTL	4-4	T
2	10-22	@ TOR	4-4	T	26	12-17	@ TOR	3-1	W	50	2-15	@ TOR	0-6	L
3	10-23	TOR	1-0	W	27	12-18	@ DET	0-5	L	51	2-18	CHI	4-1	W
4	10-27	@ DET	3-5	L	28	12-21	BOS	5-1	W	52	2-19	@ CHI	3-2	W
5	10-29	@ MTL	0-3	L	29	12-24	@ MTL	4-3	W	53	2-22	DET	1-0	W
6	11-3	@ BOS	7-1	W	30	12-25	@ CHI	1-0	W	54	2-25	@ MTL	5-0	W
7	11-5	@ TOR	1-3	L	31	12-27	CHI	2-3	L	55	2-26	TOR	2-4	L
8	11-6	TOR	3-3	T	32	12-29	DET	4-2	W	56	3-1	@ CHI	1-6	L
9	11-8	@ CHI	1-3	L	33	12-31	@ MTL	0-3	L	57	3-4	@ BOS	4-4	T
10	11-9	BOS	3-3	T	34	1-1	TOR	1-2	L	58	3-5	MTL	0-2	L
11	11-12	@ MTL	6-3	W	35	1-4	@ TOR	1-1	T	59	3-8	DET	1-3	L
12	11-13	DET	5-2	W	36	1-8	MTL	2-1	W	60	3-11	@ TOR	2-2	T
13	11-16	CHI	2-2	T	37	1-12	@ BOS	3-0	W	61	3-12	MTL	2-2	T
14	11-19	@ BOS	3-3	T	38	1-14	@ CHI	3-5	L	62	3-15	CHI	1-3	L
15	11-20	MTL	1-2	L	39	1-15	@ DET	2-0	W	63	3-18	@ MTL	2-4	L
16	11-23	BOS	5-4	W	40	1-21	@ BOS	2-6	L	64	3-19	BOS	3-1	W
17	11-26	CHI	4-1	W	41	1-22	@ DET	2-7	L	65	3-22	@ CHI	3-3	T
18	11-27	TOR	5-0	W	42	1-25	BOS	2-1	W	66	3-23	@ DET	1-4	L
19	11-30	@ CHI	5-0	W	43	1-28	@ MTL	2-3	L	67	3-26	TOR	4-0	W
20	12-3	@ BOS	2-2	T	44	1-29	DET	2-4	L	68	3-29	DET	10-5	W
21	12-4	MTL	1-3	L	45	2-4	@ BOS	4-3	W	69	4-1	@ TOR	1-5	L
22	12-7	BOS	4-2	W	46	2-5	TOR	4-1	W	70	4-2	CHI	0-8	L
23	12-8	@ DET	4-2	W	47	2-8	BOS	1-2	L					
24	12-11	MTL	4-2	W	48	2-11	@ DET	3-6	L					

\*Overtime

ALL-TIME RESULTS GAME-BY-GAME

1967-68					1967-68 (CONT'D)					1967-68 (CONT'D)				
GAME	DATE	OPPONENT	SCORE	RESULT	GAME	DATE	OPPONENT	SCORE	RESULT	GAME	DATE	OPPONENT	SCORE	RESULT
1	10-11	@ CHI	6-3	W	26	12-10	MTL	3-2	W	51	2-9	@ DET	3-2	W
2	10-15	@ DET	2-3	L	27	12-13	@ CHI	2-5	L	52	2-10	@ PIT	2-2	T
3	10-18	MTL	2-2	T	28	12-16	@ TOR	2-4	L	53	2-11	DET	3-3	T
4	10-21	@ TOR	5-3	W	29	12-17	STL	5-3	W	54	2-15	@ MIN	6-2	W
5	10-22	PIT	6-4	W	30	12-20	DET	2-0	W	55	2-17	@ TOR	3-2	W
6	10-25	CHI	2-2	T	31	12-23	BOS	0-4	L	56	2-18	PHI	3-1	W
7	10-26	@ MTL	1-1	T	32	12-25	@ PHI	3-1	W	57	2-21	MTL	2-7	L
8	10-29	TOR	3-2	W	33	12-27	MIN	3-3	T	58	2-24	@ MTL	6-1	W
9	10-31	@ LAK	6-1	W	34	12-30	CHI	3-3	T	59	2-25	TOR	3-1	W
10	11-1	@ OAK	2-0	W	35	12-31	TOR	4-0	W	60	2-29	@ DET	4-2	W
11	11-4	@ TOR	2-4	L	36	1-3	BOS	5-5	T	61	3-2	PHI	4-0	W
12	11-8	BOS	3-6	L	37	1-6	@ MTL	2-5	L	62	3-3	CHI	4-0	W
13	11-12	OAK	5-3	W	38	1-7	TOR	6-2	W	63	3-6	DET	6-1	W
14	11-16	@ PHI	2-3	L	39	1-10	@ CHI	3-3	T	64	3-9	@ MIN	1-1	T
15	11-18	@ BOS	1-3	L	40	1-13	@ STL	3-1	W	65	3-10	LAK	3-4	L
16	11-19	MIN	5-2	W	41	1-17	@ CHI	4-2	W	66	3-13	BOS	1-2	L
17	11-22	CHI	1-7	L	42	1-19	@ LAK	2-5	L	67	3-14	@ MTL	1-3	L
18	11-23	BOS	2-4	L	43	1-20	OAK	3-0	W	68	3-17	PIT	3-0	W
19	11-26	STL	1-0	W	44	1-24	BOS	2-1	L	69	3-20	@ CHI	5-3	W
20	11-29	DET	1-3	L	45	1-27	@ STL	3-4	L	70	3-23	@ TOR	1-3	L
21	12-2	@ PIT	4-1	W	46	1-28	OAK	4-2	W	71	3-24	TOR	4-2	W
22	12-3	LAK	4-2	W	47	1-31	CHI	2-3	L	72	3-28	@ BOS	5-4	W
23	12-6	DET	3-3	T	48	2-1	@ MTL	2-5	L	73	3-30	@ DET	3-1	W
24	12-7	@ BOS	1-3	L	49	2-3	@ BOS	3-3	T	74	3-31	MTL	4-2	W
25	12-9	@ DET	2-3	L	50	2-4	MTL	3-0	W					

1968-69					1968-69 (CONT'D)					1968-69 (CONT'D)				
GAME	DATE	OPPONENT	SCORE	RESULT	GAME	DATE	OPPONENT	SCORE	RESULT	GAME	DATE	OPPONENT	SCORE	RESULT
1	10-13	@ CHI	2-5	L	27	12-11	BOS	2-2	T	53	2-8	STL	2-0	W
2	10-16	@ PHI	3-1	W	28	12-14	@ MIN	1-4	L	54	2-9	@ PHI	3-3	T
3	10-17	DET	2-7	L	29	12-15	PHI	1-3	L	55	2-12	@ OAK	2-3	L
4	10-20	LAK	7-0	W	30	12-18	CHI	1-3	L	56	2-13	@ LAK	1-4	L
5	10-23	OAK	5-1	W	31	12-21	@ STL	2-2	T	57	2-15	@ TOR	2-6	L
6	10-26	@ MIN	3-0	W	32	12-22	MIN	4-2	W	58	2-16	TOR	4-2	W
7	10-27	TOR	3-5	L	33	12-25	@ PHI	2-2	T	59	2-19	DET	1-1	T
8	10-30	PIT	7-3	W	34	12-26	OAK	3-1	W	60	2-23	BOS	9-0	W
9	10-31	@ PHI	2-1	W	35	12-28	@ MTL	3-5	L	61	2-26	CHI	5-3	W
10	11-3	MIN	2-1	W	36	12-29	MTL	3-1	W	62	3-1	@ BOS	5-8	L
11	11-6	@ LAK	0-2	L	37	1-2	BOS	2-4	L	63	3-2	STL	2-1	W
12	11-8	@ OAK	3-2	W	38	1-4	@ TOR	3-5	L	64	3-5	@ CHI	4-4	T
13	11-10	@ CHI	4-2	W	39	1-5	MIN	5-1	W	65	3-6	@ DET	4-1	W
14	11-13	STL	1-3	L	40	1-9	@ PHI	3-1	W	66	3-8	@ PIT	5-3	W
15	11-16	@ PIT	2-1	W	41	1-11	@ DET	2-3	L	67	3-9	MTL	2-2	T
16	11-17	MTL	3-2	W	42	1-14	@ LAK	1-3	L	68	3-12	PIT	4-3	W
17	11-20	LAK	4-2	W	43	1-17	@ OAK	3-1	W	69	3-16	DET	6-4	W
18	11-23	@ BOS	1-5	L	44	1-18	@ STL	2-2	T	70	3-19	@ MIN	4-2	W
19	11-24	OAK	3-2	W	45	1-23	LAK	3-1	W	71	3-22	@ MTL	1-3	L
20	11-27	CHI	2-4	L	46	1-25	CHI	3-0	W	72	3-23	BOS	4-2	W
21	11-30	@ BOS	4-1	W	47	1-26	MTL	3-2	W	73	3-26	@ CHI	4-6	L
22	12-1	TOR	3-1	W	48	1-29	DET	2-0	W	74	3-27	@ BOS	3-3	T
23	12-4	@ MTL	4-2	W	49	1-30	@ STL	4-3	W	75	3-29	@ TOR	4-2	W
24	12-5	@ DET	2-4	L	50	2-1	@ MTL	2-6	L	76	3-30	TOR	4-0	W
25	12-7	@ TOR	2-5	L	51	2-2	PIT	7-3	W					
26	12-8	DET	2-5	L	52	2-5	@ PIT	2-3	L					

1969-70					1969-70 (CONT'D)					1969-70 (CONT'D)				
GAME	DATE	OPPONENT	SCORE	RESULT	GAME	DATE	OPPONENT	SCORE	RESULT	GAME	DATE	OPPONENT	SCORE	RESULT
1	10-12	@ BOS	1-2	L	27	12-11	@ BOS	1-2	L	53	2-15	MTL	2-0	W
2	10-15	MIN	4-3	W	28	12-13	@ MIN	5-2	W	54	2-18	PHI	3-3	T
3	10-18	@ MTL	3-7	L	29	12-14	TOR	1-3	L	55	2-19	@ DET	3-3	T
4	10-19	TOR	1-0	W	30	12-17	@ PHI	2-2	T	56	2-21	@ CHI	2-4	L
5	10-22	CHI	1-1	T	31	12-20	@ TOR	5-2	W	57	2-22	TOR	5-3	W
6	10-25	@ DET	4-1	W	32	12-21	OAK	3-1	W	58	2-25	STL	2-1	W
7	10-26	MTL	3-8	L	33	12-26	PIT	2-3	L	59	2-26	@ BOS	3-5	L
8	10-29	PIT	3-1	W	34	12-28	LAK	3-3	T	60	2-28	@ DET	3-3	T
9	10-30	@ PHI	3-3	T	35	12-31	CHI	2-1	W	61	3-1	CHI	1-3	L
10	11-1	@ TOR	3-2	W	36	1-3	@ MIN	3-3	T	62	3-4	DET	0-2	L
11	11-2	STL	6-4	W	37	1-4	OAK	5-2	W	63	3-6	@ STL	1-3	L
12	11-5	@ CHI	1-3	L	38	1-7	@ PIT	5-3	W	64	3-8	PIT	0-0	T
13	11-7	@ OAK	8-1	W	39	1-11	@ MTL	1-4	L	65	3-11	@ MTL	3-5	L
14	11-8	@ LAK	4-1	W	40	1-14	@ TOR	7-1	W	66	3-14	@ CHI	4-7	L
15	11-12	DET	4-2	W	41	1-15	@ PHI	4-4	T	67	3-15	MIN	2-4	L
16	11-15	@ BOS	6-5	W	42	1-17	@ MIN	3-1	W	68	3-18	@ PIT	2-0	W
17	11-16	STL	4-2	W	43	1-22	@ STL	3-4	L	69	3-19	@ PHI	2-2	T
18	11-19	@ CHI	1-1	T	44	1-24	BOS	8-1	W	70	3-22	TOR	2-5	L
19	11-22	@ STL	5-0	W	45	1-25	LAK	3-2	W	71	3-25	BOS	1-3	L
20	11-23	OAK	5-2	W	46	1-28	@ LAK	4-5	L	72	3-28	@ MTL	1-1	T
21	11-26	BOS	3-0	W	47	1-30	@ OAK	2-1	W	73	3-29	MTL	4-1	W
22	11-29	PHI	2-2	T	48	2-1	PIT	6-0	W	74	4-1	@ TOR	2-1	W
23	11-30	MIN	2-2	T	49	2-4	DET	5-1	W	75	4-4	@ DET	2-6	L
24	12-3	CHI	3-3	T	50	2-8	LAK	5-1	W	76	4-5	@ DET	9-5	W
25	12-7	MTL	6-3	W	51	2-11	@ LAK	6-2	W					
26	12-10	BOS	5-2	W	52	2-13	@ OAK	2-4	L					

\*Overtime

ALL-TIME RESULTS GAME-BY-GAME

1970-71					1970-71(CONT'D)					1970-71 (CONT'D)				
GAME	DATE	OPPONENT	SCORE	RESULT	GAME	DATE	OPPONENT	SCORE	RESULT	GAME	DATE	OPPONENT	SCORE	RESULT
1	10-10	@ STL	1-3	L	27	12-9	@ LAK	2-2	T	53	2-6	@ VAN	5-4	W
2	10-14	BUF	3-0	W	28	12-11	@ CAR	2-1	W	54	2-9	@ BOS	3-6	L
3	10-17	@ TOR	6-2	W	29	12-13	LAK	4-0	W	55	2-10	MIN	4-3	W
4	10-18	MTL	1-0	W	30	12-16	BUF	4-0	W	56	2-13	@ STL	1-2	L
5	10-21	TOR	3-2	W	31	12-19	@ MIN	5-3	W	57	2-14	STL	2-1	W
6	10-24	@ MIN	4-1	W	32	12-20	VAN	5-1	W	58	2-17	@ MTL	0-3	L
7	10-25	CGS	2-2	T	33	12-22	@ BUF	7-2	W	59	2-20	@ PIT	2-0	W
8	10-28	DET	4-1	W	34	12-23	PIT	6-1	W	60	2-21	DET	4-1	W
9	10-31	@ BOS	0-6	L	35	12-26	@ DET	4-7	L	61	2-24	PHI	4-2	W
10	11-1	CHI	5-2	W	36	12-27	STL	4-4	T	62	2-27	@ PIT	4-0	W
11	11-4	@ CGS	1-3	L	37	12-29	CGS	3-2	W	63	3-28	VAN	4-2	W
12	11-7	@ LAK	6-2	W	38	1-2	@ PIT	3-1	W	64	3-3	CGS	8-1	W
13	11-11	PIT	3-3	T	39	1-3	MTL	6-5	W	65	3-6	@ DET	2-2	T
14	11-14	@ CHI	1-2	L	40	1-9	@ MIN	1-0	W	66	3-7	LAK	4-2	W
15	11-15	TOR	4-2	W	41	1-10	@ STL	4-2	W	67	3-10	@ CHI	4-2	W
16	11-18	@ LAK	5-3	W	42	1-12	@ VAN	4-2	W	68	3-12	PHI	7-2	W
17	11-21	@ MTL	5-4	W	43	1-15	@ CGS	1-3	L	69	3-14	TOR	1-0	L
18	11-22	MIN	2-0	W	44	1-17	@ CHI	3-4	L	70	3-18	@ PHI	1-2	L
19	11-25	@ PHI	1-3	L	45	1-20	PHI	3-3	T	71	3-15	@ TOR	1-3	L
20	11-26	@ BUF	2-2	T	46	1-21	@ BUF	5-5	T	72	3-21	MTL	2-6	L
21	11-28	BOS	3-3	T	47	1-24	MIN	6-2	W	73	3-23	BUF	7-2	W
22	11-29	PIT	6-2	W	48	1-27	BOS	2-2	T	74	3-27	@ BOS	6-3	W
23	12-2	STL	4-2	W	49	1-30	@ PHI	2-5	L	75	3-28	BOS	2-1	W
24	12-5	@ TOR	1-0	W	50	1-31	LAK	2-2	T	76	3-31	CHI	4-2	W
25	12-6	VAN	4-1	W	51	2-3	CHI	2-4	L	77	4-3	@ MTL	2-7	L
26	12-8	@ VAN	1-4	L	52	2-4	@ DET	1-0	W	78	4-4	DET	6-0	W

1971-72					1971-72 (CONT'D)					1971-72 (CONT'D)				
GAME	DATE	OPPONENT	SCORE	RESULT	GAME	DATE	OPPONENT	SCORE	RESULT	GAME	DATE	OPPONENT	SCORE	RESULT
1	10-9	@ MTL	4-4	T	27	12-9	@ PHI	5-0	W	53	2-9	CHI	4-1	W
2	10-10	@ BOS	4-1	W	28	12-12	PIT	6-1	W	54	2-12	@ PIT	8-3	W
3	10-13	BOS	1-6	L	29	12-15	PHI	6-2	W	55	2-13	LAK	4-2	W
4	10-16	@ TOR	5-3	W	30	12-16	BOS	1-8	L	56	2-15	@ VAN	5-1	W
5	10-17	MTL	1-8	L	31	12-18	MIN	1-1	T	57	2-17	@ LAK	6-4	W
6	10-20	CHI	3-1	W	32	12-19	MIN	1-1	T	58	2-18	@ CGS	2-2	T
7	10-23	STL	4-3	W	33	12-22	PIT	4-2	W	59	2-20	DET	4-3	W
8	10-24	PIT	1-1	T	34	12-25	@ MIN	2-1	W	60	2-22	MTL	7-3	W
9	10-27	DET	7-4	W	35	12-26	MTL	5-1	W	61	2-23	PHI	4-3	W
10	10-30	@ PIT	1-1	T	36	12-29	PHI	5-1	W	62	2-27	STL	2-0	W
11	10-31	TOR	3-3	T	37	1-2	BOS	1-4	L	63	3-1	CGS	4-1	W
12	11-3	@ LAK	7-1	W	38	1-5	STL	9-1	W	64	3-2	@ BUF	4-3	W
13	11-5	@ CGS	8-1	W	39	1-9	LAK	8-0	W	65	3-5	VAN	6-1	W
14	11-6	@ VAN	3-1	W	40	1-12	@ CHI	5-5	T	66	3-8	CHI	3-3	T
15	11-10	LAK	7-1	W	41	1-13	@ BUF	5-2	W	67	3-11	@ DET	4-2	W
16	11-13	BUF	5-2	W	42	1-15	@ TOR	3-4	L	68	3-12	CAR	3-7	L
17	11-14	VAN	1-1	W	43	1-19	@ LAK	5-1	W	69	3-15	@ CHI	1-3	L
18	11-20	@ MIN	1-4	L	44	1-21	@ CGS	5-0	W	70	3-16	@ DET	2-1	W
19	11-21	CGS	12-1	W	45	1-22	@ VAN	2-5	L	71	3-18	@ PHI	5-3	W
20	11-24	STL	8-3	W	46	1-26	BUF	5-1	W	72	3-19	TOR	5-3	W
21	11-27	@ DET	1-3	L	47	1-29	@ MIN	2-4	L	73	3-23	@ BOS	1-4	L
22	11-28	@ PHI	4-2	W	48	1-30	MIN	1-1	T	74	3-25	@ MTL	3-3	T
23	12-1	BUF	7-2	W	49	2-2	BOS	0-2	L	75	3-26	MIN	0-15	L
24	12-4	@ MTL	2-4	L	50	2-3	@ BUF	4-2	W	76	3-29	DET	2-2	L
25	12-5	VAN	6-3	W	51	2-5	@ STL	5-6	L	77	4-1	@ TOR	1-2	L
26	12-8	@ CHI	2-2	T	52	2-6	TOR	2-2	T	78	4-2	MTL	5-6	L

1972-73					1972-73 (CONT'D)					1972-73 (CONT'D)				
GAME	DATE	OPPONENT	SCORE	RESULT	GAME	DATE	OPPONENT	SCORE	RESULT	GAME	DATE	OPPONENT	SCORE	RESULT
1	10-7	@ DET	3-5	L	27	12-6	BUF	2-3	L	53	2-4	ATL	6-0	W
2	10-8	@ CHI	1-5	L	28	12-9	@ NYI	4-1	W	54	2-7	NYI	6-0	W
3	10-11	VAN	5-3	W	29	12-10	NYI	4-1	W	55	2-10	@ NYI	6-0	W
4	10-14	@ MTL	1-6	L	30	12-13	@ TOR	4-3	W	56	2-11	MTL	2-2	T
5	10-15	MIN	6-2	W	31	12-14	@ BOS	2-4	L	57	2-14	@ MTL	3-6	L
6	10-18	BOS	7-1	W	32	12-16	@ MIN	1-5	L	58	2-15	@ BUF	1-4	L
7	10-21	@ NYI	2-1	W	33	12-17	PIT	9-1	W	59	2-18	NYI	3-2	W
8	10-22	MTL	1-4	T	34	12-20	@ STL	5-4	W	60	2-21	@ LAK	4-3	W
9	10-25	PHI	6-1	W	35	12-21	ATL	2-5	L	61	2-23	@ CGS	3-5	L
10	10-29	CHI	7-1	W	36	12-24	DET	5-0	W	62	2-25	MIN	6-5	W
11	11-1	@ CHI	3-2	W	37	12-27	BUF	1-4	L	63	2-28	CHI	3-3	T
12	11-4	@ PIT	4-6	L	38	12-31	STL	6-1	W	64	3-3	@ DET	6-3	W
13	11-5	@ PHI	3-2	W	39	1-3	LAK	3-0	W	65	3-4	VAN	3-4	L
14	11-8	VAN	5-2	W	40	1-6	BUF	1-4	L	66	3-7	PHI	2-2	T
15	11-11	CGS	7-2	W	41	1-7	PIT	3-0	W	67	3-10	@ PIT	5-4	W
16	11-12	LAK	5-1	W	42	1-11	@ BUF	4-2	W	68	3-11	TOR	4-2	W
17	11-15	PHI	7-3	W	43	1-13	@ STL	5-3	W	69	3-14	@ CHI	2-4	L
18	11-18	@ STL	3-1	W	44	1-14	@ PHI	5-2	W	70	3-17	@ TOR	5-7	L
19	11-19	PIT	3-5	L	45	1-17	@ LAK	4-4	T	71	3-18	STL	3-1	W
20	11-21	@ ATL	3-1	W	46	1-19	@ CGS	6-0	W	72	3-20	@ MIN	6-1	W
21	11-23	@ BUF	3-5	L	47	1-20	@ VAN	4-3	W	73	3-22	@ ATL	4-1	W
22	11-26	TOR	7-4	W	48	1-24	BOS	4-2	W	74	3-24	@ BOS	0-3	L
23	11-28	@ VAN	1-2	L	49	1-27	@ DET	6-3	W	75	3-25	MIN	1-2	L
24	11-29	@ LAK	2-2	T	50	1-28	TOR	5-2	W	76	3-28	BOS	3-6	L
25	12-1	@ CGS	3-3	T	51	1-31	CGS	3-1	W	77	3-31	@ DET	1-5	L
26	12-3	ATL	3-2	W	52	2-3	@ BOS	7-3	W	78	4-1	MTL	3-3	T

\*Overtime

# ALL-TIME RESULTS GAME-BY-GAME

## 1973-74

GAME	DATE	OPPONENT	SCORE	RESULT
1	10-10	@ DET	4-1	W
2	10-13	@ PIT	8-2	W
3	10-14	LAK	1-1	T
4	10-17	STL	4-0	W
5	10-20	@ TOR	2-3	L
6	10-21	MTL	2-3	L
7	10-27	@ NYI	2-3	L
8	10-28	PIT	2-7	L
9	10-30	@ VAN	3-3	T
10	11-1	@ LAK	1-2	L
11	11-4	@ CHI	1-4	L
12	11-7	BOS	7-3	W
13	11-9	@ ATL	3-3	T
14	11-11	NYI	5-2	W
15	11-14	CHI	4-4	T
16	11-15	@ BOS	2-10	L
17	11-17	@ MIN	6-3	W
18	11-18	PIT	7-0	W
19	11-21	CGS	3-0	W
20	11-22	@ BUF	6-1	W
21	11-24	LAK	5-5	T
22	11-25	VAN	5-0	W
23	11-29	@ PHI	2-2	T
24	12-1	@ STL	4-4	T
25	12-2	TOR	6-4	W
26	12-5	STL	5-1	W

## 1973-74 (CONT'D)

GAME	DATE	OPPONENT	SCORE	RESULT
27	12-6	@ BUF	4-8	L
28	12-9	CGS	6-3	W
29	12-12	BUF	1-1	T
30	12-15	@ TOR	2-2	T
31	12-16	CHI	1-6	L
32	12-20	DET	5-2	W
33	12-22	@ PIT	4-1	W
34	12-23	@ ATL	1-3	L
35	12-26	PHI	2-1	W
36	12-29	@ MTL	1-7	L
37	12-30	MIN	4-3	W
38	1-3	@ PHI	2-4	L
39	1-4	BOS	2-4	L
40	1-6	ATL	5-2	W
41	1-10	@ BUF	2-7	L
42	1-12	@ VAN	6-1	W
43	1-13	@ CGS	7-2	W
44	1-16	@ DET	4-4	T
45	1-19	@ STL	2-3	L
46	1-19	@ CHI	3-2	W
47	1-23	ATL	4-1	W
48	1-27	LAK	5-3	W
49	1-30	@ PIT	4-2	W
50	2-2	@ MIN	3-1	W
51	2-3	MIN	5-5	T
52	2-6	NYI	6-0	W

## 1973-74 (CONT'D)

GAME	DATE	OPPONENT	SCORE	RESULT
53	2-9	@ MTL	2-7	L
54	2-10	STL	4-2	W
55	2-14	@ PHI	4-4	T
56	2-16	@ VAN	9-4	W
57	2-21	@ LAK	5-3	W
58	2-22	@ CGS	4-3	W
59	2-24	PHI	3-2	W
60	2-27	VAN	4-2	W
61	3-2	@ MIN	3-1	W
62	3-3	CGS	8-2	W
63	3-6	MTL	9-2	W
64	3-9	@ MTL	2-4	L
65	3-10	NYI	4-2	W
66	3-14	CHI	2-5	L
67	3-16	@ NYI	3-1	W
68	3-17	@ BOS	2-5	L
69	3-20	VAN	5-7	L
70	3-21	@ ATL	5-5	T
71	3-24	@ DET	3-5	L
72	3-24	BUF	5-3	W
73	3-27	BOS	2-3	L
74	3-30	@ TOR	3-7	L
75	3-31	TOR	3-3	T
76	4-3	DET	5-3	W
77	4-6	@ DET	3-8	L
78	4-7	MTL	6-4	W

## 1974-75

GAME	DATE	OPPONENT	SCORE	RESULT
1	10-9	WSH	6-3	W
2	10-12	@ TOR	3-7	L
3	10-16	CGS	5-5	T
4	10-19	@ NYI	4-2	W
5	10-20	VAN	6-1	W
6	10-23	STL	5-1	W
7	10-26	@ PIT	5-4	W
8	10-27	ATL	4-1	W
9	10-30	NYI	1-1	T
10	10-31	@ PHI	1-5	L
11	11-3	BUF	3-4	L
12	11-5	@ VAN	1-2	L
13	11-6	@ CGS	7-3	W
14	11-9	@ LAK	2-2	T
15	11-13	PHI	2-3	L
16	11-16	@ MTL	4-4	T
17	11-17	CGS	10-0	W
18	11-20	@ DET	5-4	W
19	11-23	BOS	2-5	L
20	11-24	PIT	7-5	W
21	11-27	TOR	4-1	W
22	11-29	@ ATL	2-3	L
23	12-1	STL	4-3	T
24	12-4	DET	4-2	W
25	12-7	@ CHI	7-4	W
26	12-8	MTL	3-3	T
27	12-12	@ WSH	6-6	T

## 1974-75 (CONT'D)

GAME	DATE	OPPONENT	SCORE	RESULT
28	12-14	@ STL	2-6	L
29	12-15	LAK	3-3	T
30	12-18	MIN	7-0	W
31	12-19	@ BOS	3-11	L
32	12-22	ATL	3-4	L
33	12-27	BUF	9-5	W
34	12-29	KC	2-1	W
35	12-30	@ MIN	8-1	W
36	1-1	CHI	6-2	W
37	1-4	@ NYI	5-3	W
38	1-5	VAN	6-2	W
39	1-8	@ KC	6-1	W
40	1-11	@ STL	5-3	W
41	1-12	@ CHI	2-4	L
42	1-15	@ MIN	5-3	W
43	1-17	@ CGS	4-4	T
44	1-18	@ VAN	3-2	W
45	1-23	ATL	5-2	W
46	1-25	@ PIT	2-5	L
47	1-26	LAK	3-2	W
48	1-28	@ LAK	2-5	L
49	1-30	@ BUF	3-6	L
50	2-1	@ CHI	4-1	W
51	2-2	DET	5-5	T
52	2-5	PHI	3-4	L
53	2-6	@ PHI	3-1	W
54	2-8	@ MTL	1-7	L

## 1974-75 (CONT'D)

GAME	DATE	OPPONENT	SCORE	RESULT
55	2-9	WSH	7-3	W
56	2-11	@ WSH	4-7	L
57	2-15	@ MIN	9-2	W
58	2-16	TOR	5-2	T
59	2-17	@ KC	2-5	L
60	2-19	CHI	2-2	T
61	2-22	@ TOR	2-5	L
62	2-23	PHI	2-1	W
63	2-26	STL	5-1	W
64	3-2	PIT	6-8	L
65	3-5	BUF	3-6	L
66	3-7	@ KC	5-2	W
67	3-9	MTL	3-5	L
68	3-11	@ BOS	3-6	L
69	3-12	NYI	5-3	W
70	3-14	@ ATL	0-1	L
71	3-19	VAN	3-0	W
72	3-20	@ BUF	3-6	L
73	3-22	@ DET	4-7	L
74	3-23	BOS	7-5	W
75	3-26	MIN	2-4	L
76	3-29	@ NYI	4-6	L
77	3-30	KC	8-2	W
78	4-3	@ PHI	1-1	T
79	4-4	@ ATL	3-2	W
80	4-6	NYI	4-6	L

## 1975-76

GAME	DATE	OPPONENT	SCORE	RESULT
1	10-8	CHI	2-2	T
2	10-10	@ ATL	2-1	W
3	10-12	LAK	4-6	L
4	10-15	ATL	3-1	W
5	10-18	@ TOR	1-4	L
6	10-19	VAN	9-1	W
7	10-22	@ BUF	1-9	L
8	10-25	@ NYI	1-7	L
9	10-26	PHI	2-7	L
10	10-29	STL	3-1	W
11	11-1	@ MTL	0-4	L
12	11-2	DET	4-6	L
13	11-4	@ VAN	4-2	W
14	11-7	@ CGS	5-7	L
15	11-8	@ LAK	1-3	L
16	11-11	@ STL	3-5	L
17	11-12	CHI	4-4	T
18	11-15	@ MIN	5-2	W
19	11-16	DET	3-0	W
20	11-19	KC	4-6	L
21	11-22	@ PHI	2-4	L
22	11-23	CGS	3-2	W
23	11-26	BOS	4-6	L
24	11-29	@ PIT	3-8	L
25	11-30	STL	5-2	W
26	12-4	@ BUF	6-6	T
27	12-5	@ KC	3-2	W

## 1975-76 (CONT'D)

GAME	DATE	OPPONENT	SCORE	RESULT
28	12-7	WSH	5-2	W
29	12-10	BUF	2-2	T
30	12-11	@ BOS	5-1	W
31	12-13	@ DET	5-2	W
32	12-14	TOR	1-6	L
33	12-17	NYI	0-3	L
34	12-19	ATL	3-8	L
35	12-21	MIN	2-0	W
36	12-23	PIT	4-3	W
37	12-31	ATL	1-8	L
38	1-4	TOR	6-8	L
39	1-6	@ STL	2-5	L
40	1-10	@ KC	8-4	W
41	1-11	@ CHI	6-2	W
42	1-14	@ VAN	1-5	L
43	1-16	@ CGS	0-7	L
44	1-18	@ PIT	3-8	L
45	1-21	CHI	3-3	T
46	1-23	@ WSH	5-7	L
47	1-25	LAK	1-4	L
48	1-28	BUF	3-3	T
49	1-29	@ STL	6-3	W
50	1-31	@ TOR	4-6	L
51	2-1	MIN	3-2	W
52	2-4	NYI	5-6	L
53	2-7	@ DET	5-4	W
54	2-8	MTL	0-3	L

## 1975-76 (CONT'D)

GAME	DATE	OPPONENT	SCORE	RESULT
55	2-12	@ PHI	1-6	L
56	2-13	PHI	3-5	L
57	2-15	KC	5-1	W
58	2-17	@ NYI	3-1	W
59	2-18	WSH	11-4	W
60	2-20	@ MTL	3-5	L
61	2-22	BOS	2-5	L
62	2-25	CGS	4-6	L
63	2-28	@ MIN	3-5	L
64	2-29	MTL	1-1	T
65	3-3	VAN	3-3	T
66	3-5	@ ATL	3-8	L
67	3-7	ATL	6-6	T
68	3-11	@ LAK	3-4	L
69	3-13	@ VAN	7-3	W
70	3-16	@ WSH	2-5	L
71	3-17	MIN	3-1	W
72	3-20	@ BOS	1-8	L
73	3-21	PIT	2-4	L
74	3-24	@ BUF	3-7	L
75	3-25	@ PHI	1-4	L
76	3-27	@ CHI	6-5	W
77	3-28	KC	4-2	W
78	3-31	NYI	3-1	W
79	4-3	@ NYI	2-10	L
80	4-4	PHI	2-0	W

\*Overtime



ALL-TIME RESULTS GAME-BY-GAME

1976-77					1976-77 (CONT'D)					1976-77 (CONT'D)				
GAME	DATE	OPPONENT	SCORE	RESULT	GAME	DATE	OPPONENT	SCORE	RESULT	GAME	DATE	OPPONENT	SCORE	RESULT
1	10-6	MIN	6-5	W	29	12-5	TOR	5-5	T	55	2-6	NYI	4-0	W
2	10-8	@ COL	5-3	W	29	12-9	STL	4-4	T	56	2-9	BUF	1-2	L
3	10-9	@ STL	1-2	L	30	12-11	@ TOR	1-4	L	57	2-10	@ DET	5-4	W
4	10-12	MIN	10-4	W	31	12-12	MTL	5-2	W	58	2-13	TOR	8-3	W
5	10-13	BOS	1-5	L	32	12-14	@ NYI	4-4	T	59	2-17	@ PHI	1-7	L
6	10-16	@ MTL	4-7	L	33	12-16	@ BUF	2-7	L	60	2-19	@ NYI	2-5	L
7	10-17	COL	4-3	W	34	12-18	@ CHI	3-3	T	61	2-20	TOR	3-2	W
8	10-20	LAK	2-4	L	35	12-19	CLE	3-2	W	62	2-23	@ DET	5-4	W
9	10-24	VAN	4-5	L	36	12-22	PHI	3-3	T	63	2-26	@ CHI	1-2	L
10	10-26	@ CLE	5-2	W	37	12-23	@ BOS	3-3	T	64	2-27	MTL	1-8	L
11	10-27	BOS	3-4	L	38	12-26	NYI	1-2	L	65	3-3	BOS	1-4	L
12	10-30	@ PIT	2-2	T	39	12-28	@ WSH	5-2	W	66	3-5	@ MTL	2-7	L
13	10-31	DET	5-6	L	40	12-31	ATL	2-4	L	67	3-6	CLE	4-3	W
14	11-3	@ VAN	6-1	W	41	1-2	VAN	5-3	W	68	3-9	MIN	6-4	W
15	11-6	@ LAK	3-3	T	42	1-5	PHI	4-4	T	69	3-10	@ BOS	3-10	L
16	11-10	WSH	5-7	L	43	1-7	@ COL	4-4	T	70	3-12	@ ATL	3-6	L
17	11-13	BUF	2-6	L	44	1-9	LAK	4-5	L	71	3-13	ATL	3-5	L
18	11-14	PIT	1-5	L	45	1-12	@ ATL	1-6	L	72	3-16	PHI	4-4	T
19	11-17	CHI	3-2	W	46	1-13	@ BUF	5-7	L	73	3-16	PIT	5-2	W
20	11-20	@ STL	1-3	L	47	1-16	@ CHI	5-2	W	74	3-20	STL	5-3	W
21	11-22	@ VAN	3-2	T	48	1-19	@ CLE	3-3	T	75	3-23	COL	5-3	W
22	11-24	@ PHI	2-2	T	49	1-22	@ LAK	0-6	L	76	3-25	@ WSH	2-7	L
23	11-27	@ DET	5-0	W	50	1-23	@ VAN	2-6	L	77	3-27	CHI	3-5	L
24	11-28	MIN	4-1	W	51	1-27	PIT	0-3	L	78	3-30	ATL	4-3	W
25	11-30	@ ATL	2-2	T	52	1-30	STL	5-2	W	79	4-2	@ PHI	1-4	L
26	12-1	WSH	4-1	W	53	2-1	@ COL	2-5	L	80	4-3	NYI	2-5	L
27	12-4	@ MIN	11-4	W	54	2-3	@ NYI	3-6	L					

1977-78					1977-78 (CONT'D)					1977-78 (CONT'D)				
GAME	DATE	OPPONENT	SCORE	RESULT	GAME	DATE	OPPONENT	SCORE	RESULT	GAME	DATE	OPPONENT	SCORE	RESULT
1	10-12	VAN	6-3	W	28	12-11	BOS	2-8	L	55	2-11	@ TOR	2-3	L
2	10-16	@ MTL	0-5	L	29	12-14	@ CHI	2-2	T	56	2-12	MTL	3-5	L
3	10-15	NYI	4-2	W	30	12-15	@ DET	5-5	T	57	2-15	VAN	6-3	W
4	10-19	PIT	3-3	T	31	12-17	@ CLE	2-4	L	58	2-19	COL	4-4	T
5	10-22	@ NYI	2-7	L	32	12-18	DET	6-2	W	59	2-22	@ CHI	2-3	L
6	10-23	MTL	2-6	L	33	12-21	WSH	5-5	T	60	2-23	CHI	6-2	W
7	10-25	@ CLE	5-0	W	34	12-23	CLE	5-4	W	61	2-25	@ MTL	6-3	W
8	10-26	STL	6-2	W	35	12-28	PHI	3-4	L	62	2-27	ATL	3-5	L
9	10-29	@ ATL	3-4	L	36	12-30	@ WSH	3-3	T	63	3-1	DET	3-2	W
10	10-30	LAK	3-5	L	37	12-31	BUF	2-2	T	64	3-5	TOR	1-4	L
11	11-2	@ COL	2-6	L	38	1-4	@ MIN	5-3	W	65	3-8	CLE	6-1	W
12	11-4	@ VAN	5-1	W	39	1-7	@ COL	1-3	L	66	3-12	WSH	8-2	W
13	11-5	@ LAK	1-3	L	40	1-9	PIT	3-5	L	67	3-15	PHI	2-2	T
14	11-9	BUF	8-4	W	41	1-10	@ BOS	3-2	W	68	3-18	BOS	3-6	L
15	11-12	@ DET	1-3	L	42	1-14	@ PHI	1-4	L	69	3-19	@ MIN	7-7	T
16	11-13	ATL	2-5	L	43	1-17	@ VAN	5-4	W	70	3-22	@ STL	6-1	W
17	11-16	CHI	5-2	W	44	1-18	@ LAK	3-0	W	71	3-24	@ WSH	11-4	W
18	11-19	@ PIT	5-5	T	45	1-20	@ ATL	3-5	L	72	3-25	@ TOR	5-2	W
19	11-20	VAN	0-3	L	46	1-22	@ PIT	1-3	L	73	3-27	STL	5-2	W
20	11-23	COL	6-3	W	47	1-25	TOR	3-4	L	74	3-29	NYI	5-1	W
21	11-26	@ BOS	2-3	L	48	1-28	@ NYI	2-6	L	75	4-1	@ ATL	0-6	L
22	11-27	@ BUF	2-3	L	49	1-29	LAK	1-4	L	76	4-2	@ BOS	3-8	L
23	11-30	@ STL	4-0	W	50	2-1	NYI	6-7	L	77	4-5	@ ATL	2-4	L
24	12-3	@ MIN	4-0	W	51	2-4	@ STL	2-2	T	78	4-6	@ PHI	4-0	L
25	12-4	MIN	4-4	T	52	2-5	COL	6-3	W	79	4-8	@ NYI	2-7	L
26	12-7	PHI	3-3	T	53	2-8	MIN	3-0	W	80	4-9	CHI	3-2	W
27	12-8	@ PHI	4-7	L	54	2-9	@ BUF	0-2	L					

1978-79					1978-79 (CONT'D)					1978-79 (CONT'D)				
GAME	DATE	OPPONENT	SCORE	RESULT	GAME	DATE	OPPONENT	SCORE	RESULT	GAME	DATE	OPPONENT	SCORE	RESULT
1	10-12	PHI	3-3	T	28	12-13	LAK	8-7	W	55	2-17	@ PHI	4-2	W
2	10-15	COL	4-1	W	29	12-16	@ BOS	1-4	L	56	2-18	WSH	6-6	T
3	10-18	DET	3-3	T	30	12-17	BOS	1-4	L	57	2-21	STL	7-3	W
4	10-19	@ DET	2-2	T	31	12-20	BUF	6-3	W	58	2-24	@ TOR	4-2	W
5	10-21	@ NYI	3-5	L	32	12-22	DET	4-2	W	59	2-25	NYI	3-2	W
6	10-22	TOR	5-2	W	33	12-23	@ NYI	4-9	L	60	2-27	@ STL	1-4	L
7	10-25	VAN	6-2	W	34	12-26	@ ATL	5-3	W	61	2-28	@ MIN	4-4	T
8	10-28	@ MTL	2-1	W	35	12-28	@ PHI	5-6	L	62	3-3	BUF	2-2	T
9	10-29	PIT	3-2	W	36	12-30	@ CHI	5-4	W	63	3-4	TOR	2-4	L
10	11-2	@ COL	3-0	W	37	12-31	ATL	5-6	L	64	3-7	COL	5-3	W
11	11-4	@ LAK	7-3	W	38	1-3	MTL	6-2	W	65	3-10	@ MTL	6-3	W
12	11-5	@ VAN	5-2	W	39	1-5	VAN	6-4	W	66	3-11	CHI	5-2	W
13	11-8	MIN	3-5	L	40	1-9	@ STL	5-3	W	67	3-14	ATL	4-6	L
14	11-11	@ PIT	2-1	W	41	1-10	@ COL	5-3	W	68	3-15	@ BOS	7-4	W
15	11-12	NYI	3-5	L	42	1-14	@ ATL	6-4	W	69	3-17	@ NYI	2-5	L
16	11-15	CHI	8-1	W	43	1-15	MIN	1-8	L	70	3-18	PIT	1-5	L
17	11-18	@ MIN	7-2	W	44	1-17	NYI	5-3	W	71	3-20	@ WSH	2-2	T
18	11-19	ATL	1-3	W	45	1-20	@ STL	2-3	L	72	3-21	@ CHI	7-6	W
19	11-22	TOR	3-3	T	46	1-21	PHI	5-5	T	73	3-25	MTL	0-1	L
20	11-26	WSH	9-4	W	47	1-24	@ WSH	1-5	L	74	3-27	PHI	4-4	T
21	11-29	@ ATL	5-3	W	48	1-25	@ BUF	5-4	W	75	3-28	@ PIT	1-7	L
22	12-2	@ TOR	2-5	L	49	1-27	@ NYI	7-2	W	76	4-1	@ PHI	3-7	L
23	12-3	BOS	2-3	L	50	1-30	@ VAN	5-3	W	77	4-2	LAK	5-4	W
24	12-6	STL	7-4	W	51	1-31	@ COL	4-5	L	78	4-4	ATL	3-3	T
25	12-7	@ PHI	5-2	W	52	2-3	@ LAK	2-4	L	79	4-6	@ ATL	2-9	L
26	12-9	@ DET	4-5	L	53	2-14	BOS	5-1	W	80	4-8	NYI	2-5	L
27	12-10	PHI	0-4	L	54	2-15	@ BUF	3-4	L					

\*Overtime

ALL-TIME RESULTS GAME-BY-GAME

1979-80					1979-80 (CONT'D)					1979-80 (CONT'D)				
GAME	DATE	OPPONENT	SCORE	RESULT	GAME	DATE	OPPONENT	SCORE	RESULT	GAME	DATE	OPPONENT	SCORE	RESULT
1	10-10	@ TOR	6-3	W	28	12-7	@ HFD	7-4	W	55	2-10	QUE	3-1	W
2	10-14	WSH	3-5	L	29	12-9	@ NYI	5-4	W	56	2-13	@ CHI	1-3	L
3	10-18	VAN	6-3	W	30	12-11	@ DET	2-1	W	57	2-17	TOR	4-6	L
4	10-20	@ MTL	4-5	L	31	12-12	@ CHI	5-2	W	58	2-18	@ HFD	4-6	L
5	10-21	PIT	6-3	W	32	12-15	@ WSH	4-5	L	59	2-20	EDM	4-1	W
6	10-24	EDM	10-2	W	33	12-16	PHI	1-1	T	60	2-23	@ MIN	3-6	L
7	10-25	@ PHI	2-5	L	34	12-19	VAN	5-3	W	61	2-24	NYI	8-2	W
8	10-27	@ MIN	2-7	L	35	12-22	@ PIT	4-3	W	62	2-27	LAK	5-4	W
9	10-28	HFD	2-2	T	36	12-23	BOS	3-4	L	63	2-28	@ BOS	5-2	W
10	11-1	@ LAK	2-4	L	37	12-30	WSH	5-2	W	64	3-2	BOS	2-1	W
11	11-3	@ COL	2-7	L	38	1-2	@ QUE	3-3	T	65	3-5	BUF	4-2	W
12	11-4	@ VAN	4-2	W	39	1-4	PHI	3-5	L	66	3-8	@ MTL	2-5	L
13	11-7	LAK	8-4	W	40	1-6	ATL	5-5	T	67	3-9	MIN	4-2	W
14	11-10	QUE	5-4	W	41	1-7	HFD	5-2	W	68	3-12	COL	6-0	W
15	11-11	PIT	1-4	L	42	1-9	@ DET	0-4	L	69	3-15	@ TOR	8-4	W
16	11-13	@ NYI	5-10	L	43	1-11	@ EDM	6-2	W	70	3-16	STL	5-2	W
17	11-14	DET	3-2	W	44	1-12	@ WPG	3-0	W	71	3-19	@ EDM	2-4	L
18	11-16	ATL	2-4	L	45	1-14	COL	6-6	T	72	3-21	@ WPG	2-4	L
19	11-18	STL	5-3	W	46	1-16	WPG	4-1	W	73	3-23	MTL	1-6	L
20	11-21	WPG	4-6	L	47	1-19	@ BOS	3-2	L	74	3-25	BUF	3-3	T
21	11-24	@ PIT	3-5	L	48	1-20	CHI	1-2	L	75	3-28	@ ATL	2-4	L
22	11-25	TOR	3-4	L	49	1-22	@ LAK	5-4	W	76	3-29	@ STL	4-3	W
23	11-28	MIN	4-4	T	50	1-23	@ VAN	6-4	W	77	3-31	DET	7-5	W
24	11-29	@ BUF	1-2	L	51	1-27	@ COL	3-3	T	78	4-2	ATL	3-7	L
25	12-1	@ STL	2-0	W	52	1-31	@ BUF	2-6	L	79	4-5	@ NYI	1-2	L
26	12-3	MTL	3-3	T	53	2-2	@ WSH	6-3	W	80	4-6	@ PHI	8-3	W
27	12-5	CHI	3-3	T	54	2-3	@ QUE	4-5	L					

1980-81					1980-81 (CONT'D)					1980-81 (CONT'D)				
GAME	DATE	OPPONENT	SCORE	RESULT	GAME	DATE	OPPONENT	SCORE	RESULT	GAME	DATE	OPPONENT	SCORE	RESULT
1	10-9	@ BOS	2-7	L	28	12-7	CHI	5-4	W	55	2-8	MIN	3-3	T
2	10-11	@ TOR	8-3	W	29	12-10	WSH	6-2	W	56	2-12	@ WPG	8-6	W
3	10-12	PIT	3-6	L	30	12-12	@ COL	4-3	W	57	2-14	@ TOR	3-6	L
4	10-15	ATL	1-2	L	31	12-14	@ CHI	1-2	L	58	2-15	STL	4-5	L
5	10-18	@ WSH	2-9	L	32	12-17	WPG	8-2	W	59	2-18	TOR	8-3	W
6	10-19	EDM	2-4	L	33	12-20	@ MIN	3-3	T	60	2-19	@ DET	3-7	L
7	10-22	VAN	3-2	W	34	12-22	CGY	2-3	L	61	2-21	WSH	6-4	W
8	10-25	@ DET	2-4	L	35	12-26	@ WSH	3-7	L	62	2-22	@ HFD	5-6	L
9	10-26	DET	7-6	W	36	12-28	MTL	2-5	L	63	2-25	BUF	6-3	W
10	10-28	@ STL	4-5	L	37	12-30	@ QUE	6-3	W	64	2-28	@ PIT	4-6	L
11	10-30	@ PHI	3-3	T	38	12-31	COL	4-6	L	65	3-1	MTL	4-4	T
12	11-1	@ MTL	4-7	L	39	1-2	NYI	3-1	W	66	3-4	EDM	5-5	T
13	11-2	LAK	3-6	L	40	1-4	QUE	2-2	T	67	3-7	@ STL	2-7	L
14	11-5	@ CHI	3-3	T	41	1-9	BUF	3-3	T	68	3-8	DET	4-4	T
15	11-8	@ VAN	4-6	L	42	1-11	TOR	3-5	L	69	3-10	@ QUE	4-6	L
16	11-10	@ LAK	1-4	L	43	1-13	@ CGY	4-4	T	70	3-11	COL	3-4	L
17	11-11	@ CGY	3-7	L	44	1-15	@ COL	3-4	L	71	3-14	HFD	6-2	W
18	11-14	PIT	3-3	T	45	1-18	@ BUF	0-4	L	72	3-18	BOS	3-2	W
19	11-16	HFD	7-3	W	46	1-19	CGY	6-3	W	73	3-21	@ HFD	6-4	W
20	11-19	PHI	1-5	L	47	1-21	@ WPG	1-5	L	74	3-22	QUE	7-7	T
21	11-22	@ NYI	4-6	L	48	1-23	@ EDM	7-4	W	75	3-25	@ BUF	2-4	L
22	11-23	VAN	2-2	T	49	1-24	@ VAN	7-5	W	76	3-28	@ MTL	6-2	W
23	11-26	BOS	6-4	W	50	1-28	@ LAK	2-2	W	77	3-30	@ PHI	0-0	T
24	11-29	@ PIT	4-2	W	51	1-31	@ MIN	7-3	W	78	4-2	@ NYI	1-2	L
25	12-1	MIN	3-5	L	52	2-2	LAK	2-3	L	79	4-3	CHI	3-1	W
26	12-3	@ WPG	4-3	W	53	2-4	NYI	9-3	W	80	4-5	@ PHI	2-0	W
27	12-5	@ EDM	5-1	W	54	2-5	@ BOS	3-6	L					

1981-82					1981-82 (CONT'D)					1981-82 (CONT'D)				
GAME	DATE	OPPONENT	SCORE	RESULT	GAME	DATE	OPPONENT	SCORE	RESULT	GAME	DATE	OPPONENT	SCORE	RESULT
1	10-6	DET	2-5	L	28	12-9	BOS	3-4	L	55	2-10	@ STL	3-3	T
2	10-9	@ WPG	3-8	L	29	12-12	@ PHI	5-3	W	56	2-13	@ HFD	3-2	W
3	10-10	@ MIN	0-7	L	30	12-14	PIT	5-4	W	57	2-14	QUE	5-2	W
4	10-14	VAN	2-1	W	31	12-16	@ PHI	3-7	L	58	2-17	@ PIT	5-3	W
5	10-17	@ NYI	4-5	L	32	12-19	@ PIT	3-7	T	59	2-18	COL	4-4	T
6	10-18	STL	5-3	W	33	12-20	WSH	2-3	W	60	2-21	MTL	2-4	L
7	10-21	LAK	2-5	L	34	12-23	WPG	5-2	W	61	2-24	CHI	6-4	W
8	10-24	TOR	5-3	W	35	12-26	@ WSH	4-4	T	62	2-27	@ BOS	6-4	W
9	10-25	MTL	2-4	L	36	12-27	PIT	5-3	W	63	2-28	PIT	2-4	L
10	10-28	EDM	3-5	L	37	12-30	NYI	6-4	W	64	3-3	CGY	4-2	W
11	10-31	@ BOS	3-7	L	38	1-2	@ MTL	6-5	W	65	3-4	@ PHI	4-4	T
12	11-1	CGY	4-2	W	39	1-3	WSH	3-4	L	66	3-6	@ NYI	4-6	L
13	11-4	@ PIT	3-6	L	40	1-7	VAN	4-1	W	67	3-8	DET	6-3	W
14	11-5	@ PHI	6-2	W	41	1-9	CHI	7-5	W	68	3-10	PHI	5-5	T
15	11-7	@ WSH	3-1	W	42	1-11	MIN	5-3	W	69	3-11	@ DET	4-1	W
16	11-11	BUF	7-3	W	43	1-13	@ MIN	2-0	W	70	3-14	WSH	5-5	T
17	11-13	@ BUF	3-3	T	44	1-15	@ WPG	4-4	T	71	3-17	PHI	5-2	W
18	11-15	EDM	3-5	L	45	1-18	@ TOR	2-6	L	72	3-20	@ WSH	4-3	W
19	11-18	PHI	5-2	W	46	1-20	NYI	3-2	W	73	3-21	STL	8-5	W
20	11-21	@ NYI	3-4	L	47	1-23	@ NYI	1-6	L	74	3-24	@ PIT	7-2	W
21	11-22	NYI	2-7	L	48	1-24	WSH	4-4	T	75	3-26	@ BUF	8-5	W
22	11-25	TOR	3-3	T	49	1-27	@ WSH	5-4	W	76	3-28	@ PHI	1-3	L
23	11-28	@ QUE	4-7	L	50	1-29	@ COL	5-2	W	77	3-29	NYI	3-7	L
24	11-29	QUE	4-4	T	51	1-31	@ LAK	6-3	W	78	3-31	@ CHI	4-1	W
25	12-2	@ LAK	4-3	W	52	2-2	@ VAN	4-3	W	79	4-2	PIT	5-7	L
26	12-5	@ COL	2-1	W	53	2-4	@ CGY	4-4	T	80	4-3	@ HFD	3-3	T
27	12-6	HFD	3-5	L	54	2-7	@ EDM	4-8	L					

\*Overtime

ALL-TIME RESULTS GAME-BY-GAME

1982-83					1982-83 (CONT'D)					1982-83 (CONT'D)				
GAME	DATE	OPPONENT	SCORE	RESULT	GAME	DATE	OPPONENT	SCORE	RESULT	GAME	DATE	OPPONENT	SCORE	RESULT
1	10-6	WSH	4-5	L	29	12-8	@ CHI	2-7	L	55	2-6	@ CHI	1-4	L
2	10-8	@ NJD	2-3	L	29	12-10	@ WSH	4-4	T	56	2-10	@ MIN	5-7	L
3	10-9	@ PIT	5-3	W	30	12-12	NJD	4-0	W	57	2-12	@ MTL	3-2	W
4	10-11	NYI	3-4	L	31	12-15	LAK	7-1	W	58	2-16	WSH	5-4	W
5	10-13	PHI	5-2	W	32	12-17	NYI	2-5	L	59	2-19	@ PHI	5-8	L
6	10-16	@ MTL	2-8	L	33	12-18	@ DET	3-3	T	60	2-20	WPG	9-4	W
7	10-17	LAK	3-5	L	34	12-20	PIT	6-3	W	61	2-23	HFD	11-3	W
8	10-20	VAN	6-5	W	35	12-22	BUF	1-3	L	62	2-26	@ QUE	3-6	L
9	10-23	@ NYI	2-5	L	36	12-26	@ PIT	3-4	L	63	2-28	PIT	9-3	W
10	10-24	MIN	4-2	W	37	12-30	@ NJD	5-2	W	64	3-1	@ PIT	3-3	T
11	10-27	CGY	7-4	W	38	1-1	@ WSH	7-2	W	65	3-3	WSH	3-4	L
12	10-30	@ QUE	4-5	L	39	1-3	DET	6-2	W	66	3-6	NJD	4-6	L
13	10-31	PIT	6-2	W	40	1-5	BUF	3-3	T	67	3-8	@ VAN	3-7	L
14	11-5	@ EDM	1-5	L	41	1-7	QUE	5-1	W	68	3-11	@ EDM	1-3	L
15	11-6	@ CGY	2-2	T	42	1-9	NJD	4-3	W	69	3-12	@ CGY	4-1	W
16	11-10	STL	5-4	W	43	1-12	@ WPG	5-5	T	70	3-14	PHI	8-2	W
17	11-11	@ PHI	3-7	L	44	1-15	@ BOS	0-2	L	71	3-16	NYI	2-1	W
18	11-14	EDM	2-7	L	45	1-16	PHI	0-4	L	72	3-20	BOS	0-4	L
19	11-17	TOR	6-1	W	46	1-18	@ VAN	3-7	L	73	3-21	@ NJD	2-4	T
20	11-20	@ TOR	6-3	W	47	1-21	@ WPG	1-4	L	74	3-23	@ DET	7-1	W
21	11-21	NYI	7-3	W	48	1-23	@ PHI	1-1	L	75	3-26	@ NYI	2-3	L
22	11-24	MIN	8-5	W	49	1-24	BOS	1-3	L	76	3-27	WSH	5-4	W
23	11-27	@ NYI	3-0	W	50	1-27	MTL	1-4	L	77	3-29	@ STL	4-3	W
24	11-28	@ BUF	3-7	L	51	1-29	@ PIT	2-1	W	78	3-31	@ PHI	4-2	W
25	12-1	HFD	6-1	W	52	1-30	CHI	4-5	L	79	4-1	NJD	3-3	T
26	12-4	@ HFD	2-5	L	53	2-1	@ LAK	5-5	T	80	4-3	@ WSH	0-3	L
27	12-5	TOR	6-5	W	54	2-5	@ STL	2-2	T					

1983-84					1983-84 (CONT'D)					1983-84 (CONT'D)				
GAME	DATE	OPPONENT	SCORE	RESULT	GAME	DATE	OPPONENT	SCORE	RESULT	GAME	DATE	OPPONENT	SCORE	RESULT
1	10-5	NJD	6-2	W	28	12-3	@ DET	4-2	W	55	2-5	@ LAK	3-3	T
2	10-7	@ NJD	3-1	W	29	12-4	MIN	6-4	W	56	2-8	@ WPG	3-1	W
3	10-8	@ PIT	6-1	W	30	12-7	WSH	7-5	W	57	2-9	@ MIN	4-4	T
4	10-10	LAK	2-1	W	31	12-12	NJD	3-7	L	58	2-11	CHI	6-6	T
5	10-13	WSH	4-3	W	32	12-14	EDM	4-9	L	59	2-15	NYI	3-2	W
6	10-15	@ STL	5-6	L	33	12-17	@ NYI	1-7	L	60	2-18	@ NYI	3-4	L
7	10-16	PHI	5-4	W	34	12-21	PIT	6-1	W	61	2-19	PHI	2-3*	L
8	10-19	CGY	3-1	W	35	12-23	CHI	3-2	W	62	2-23	QUE	4-2	W
9	10-22	@ NYI	3-2	W	36	12-26	@ PIT	4-7	L	63	2-25	@ MTL	4-7	L
10	10-23	NYI	6-5*	W	37	12-28	@ CHI	7-4	W	64	2-26	PIT	4-3*	W
11	10-26	WPG	5-7	L	38	12-30	PHI	6-3	W	65	2-28	@ NJD	3-3	T
12	10-28	TOR	3-5	L	39	12-31	@ BUF	3-2	W	66	2-29	@ TOR	1-3	L
13	10-30	EDM	4-5*	L	40	1-2	@ WSH	2-2	T	67	3-3	@ WSH	1-5	L
14	11-2	@ BUF	3-3	T	41	1-4	NJD	4-3*	W	68	3-4	VAN	4-5	L
15	11-5	@ QUE	4-4	T	42	1-7	@ BOS	2-5	L	69	3-7	@ MIN	3-6	L
16	11-8	@ NJD	5-1	W	43	1-8	NYI	5-4	W	70	3-9	@ WPG	6-5*	W
17	11-9	CGY	4-3	W	44	1-12	@ PHI	2-1	W	71	3-10	@ EDM	3-2	W
18	11-12	@ WSH	4-7	L	45	1-14	@ NYI	2-4	L	72	3-14	PHI	6-3	W
19	11-13	DET	6-3	W	46	1-16	DET	8-5	W	73	3-17	@ PHI	4-6	L
20	11-16	WSH	4-1	W	47	1-18	STL	6-2	W	74	3-20	BOS	4-6	L
21	11-19	@ BOS	6-6	T	48	1-20	PIT	3-6	L	75	3-22	@ NJD	5-5	W
22	11-20	QUE	6-5*	W	49	1-21	@ TOR	6-3	W	76	3-24	@ PHI	5-6	L
23	11-23	BUF	4-6	L	50	1-25	@ PIT	6-3	W	77	3-25	MTL	3-2	W
24	11-26	@ WSH	1-3	L	51	1-26	MTL	2-4	L	78	3-29	PIT	6-4	W
25	11-26	@ HFD	3-4*	L	52	1-28	STL	3-2	W	79	3-31	@ HFD	3-5	L
26	11-28	VAN	3-3	T	53	2-2	@ CGY	1-8	L	80	4-1	HFD	2-0	W
27	11-30	CHI	0-4	L	54	2-4	@ VAN	5-4	W					

1984-85					1984-85 (CONT'D)					1984-85 (CONT'D)				
GAME	DATE	OPPONENT	SCORE	RESULT	GAME	DATE	OPPONENT	SCORE	RESULT	GAME	DATE	OPPONENT	SCORE	RESULT
1	10-11	HFD	4-4	T	28	12-12	BOS	3-3	T	55	2-10	@ PHI	2-3	L
2	10-13	@ MIN	1-3	L	29	12-15	@ WSH	2-4	L	56	2-15	EDM	8-7	W
3	10-14	MIN	1-3	L	30	12-16	WSH	3-6	L	57	2-17	NYI	9-3	W
4	10-20	@ WSH	6-5	W	31	12-19	WPG	4-5	L	58	2-21	HFD	3-4*	L
5	10-21	NYI	6-5	W	32	12-22	@ NJD	5-3	W	59	2-22	@ PIT	8-3	W
6	10-25	@ NJD	11-2	W	33	12-23	MTL	3-3	T	60	2-25	WPG	5-12	L
7	10-27	@ QUE	5-2	W	34	12-26	@ DET	4-5	L	61	2-28	WSH	4-5	L
8	10-28	BOS	4-6	L	35	12-29	@ PHI	3-7	L	62	3-2	@ PIT	4-5	L
9	10-30	@ NYI	3-7	L	36	12-30	STL	6-2	W	63	3-3	PIT	7-3	W
10	11-3	@ PIT	7-5	W	37	1-2	VAN	6-0	W	64	3-6	@ VAN	6-3	W
11	11-7	WSH	4-3	W	38	1-5	@ BOS	3-3	T	65	3-7	@ CGY	5-11	L
12	11-9	NYI	5-4*	W	39	1-6	NJD	5-4*	W	66	3-9	@ EDM	3-3	T
13	11-11	LAK	2-4	L	40	1-9	@ WPG	5-6*	L	67	3-11	CHI	3-4*	L
14	11-14	@ CHI	4-6	L	41	1-12	@ STL	4-4	T	68	3-13	PHI	2-5	L
15	11-17	@ NYI	4-10	L	42	1-14	NJD	1-2	L	69	3-16	@ PIT	0-5	L
16	11-18	NJD	0-6	L	43	1-16	BUF	2-2	T	70	3-17	NJD	7-3	W
17	11-21	BUF	3-2	W	44	1-18	@ NJD	9-6	W	71	3-21	@ PHI	4-8	L
18	11-24	@ QUE	3-8	L	45	1-19	@ WSH	1-7	L	72	3-22	@ DET	3-5	L
19	11-25	QUE	2-3*	L	46	1-24	DET	3-1	W	73	3-24	NYI	2-5	L
20	11-28	WSH	1-2	L	47	1-26	@ MTL	2-3	L	74	3-26	PIT	5-4	W
21	11-30	TOR	3-3	T	48	1-27	MIN	3-2	W	75	3-27	@ BUF	2-3	L
22	12-1	@ TOR	4-1	W	49	1-31	@ CGY	2-7	L	76	3-30	@ PHI	0-3	L
23	12-3	PHI	2-6	L	50	2-2	@ EDM	1-5	L	77	3-31	TOR	7-5	W
24	12-5	CGY	4-4	T	51	2-3	@ VAN	1-4	L	78	4-2	PHI	1-2	L
25	12-7	PIT	3-4*	L	52	2-5	@ LAK	5-7	L	79	4-4	@ STL	5-4	W
26	12-8	@ PHI	2-4	L	53	2-7	@ NYI	5-7	L	80	4-7	@ CHI	1-3	L
27	12-10	LAK	4-2	W	54	2-9	@ HFD	2-2	T					

\*Overtime

ALL-TIME RESULTS GAME-BY-GAME

1985-86					1985-86 (CONT'D)					1985-86 (CONT'D)				
GAME	DATE	OPPONENT	SCORE	RESULT	GAME	DATE	OPPONENT	SCORE	RESULT	GAME	DATE	OPPONENT	SCORE	RESULT
1	10-10	@ WSH	4-2	W	28	12-9	@ PHI	3-1	W	55	2-12	@ VAN	5-2	W
2	10-12	@ HFD	2-8	L	29	12-11	@ NJD	4-2	W	56	2-14	@ DET	7-5	W
3	10-13	@ LAK	2-3*	L	30	12-14	@ BOS	2-4	L	57	2-16	@ DET	3-1	W
4	10-16	@ NJD	3-4	L	31	12-15	@ PIT	2-5	L	58	2-20	@ STL	3-2	W
5	10-19	@ NYI	4-5	L	32	12-18	@ BUF	4-5	L	59	2-24	@ MIN	5-1	W
6	10-20	@ VAN	4-3	W	33	12-20	@ NYI	2-2	T	60	2-25	@ TOR	3-7	L
7	10-23	@ NJD	5-1	W	34	12-21	@ NYI	5-4	W	61	2-27	@ PIT	8-3	W
8	10-25	@ LAK	5-0	W	35	12-23	@ DET	10-2	W	62	3-1	@ WSH	0-4	L
9	10-27	@ BOS	2-1	W	36	12-26	@ BUF	1-6	L	63	3-2	@ WSH	2-4	L
10	11-2	@ NJD	5-6*	L	37	12-28	@ MIN	1-3	L	64	3-5	@ WPG	1-4	L
11	11-4	@ PIT	4-2	W	38	12-29	@ WSH	6-5	W	65	3-6	@ CGY	5-2	W
12	11-6	@ PHI	2-5	L	39	1-1	@ WSH	0-3	L	66	3-9	@ PHI	1-4	L
13	11-8	@ WPG	7-3	W	40	1-5	@ QUE	4-5	L	67	3-11	@ NJD	6-3	W
14	11-9	@ MIN	3-4*	L	41	1-10	@ MTL	6-4	W	68	3-12	@ CGY	2-3	L
15	11-11	@ CHI	4-5*	L	42	1-12	@ STL	2-2	T	69	3-15	@ PIT	2-2	T
16	11-13	@ MTL	5-2	W	43	1-14	@ VAN	2-1	W	70	3-16	@ NYI	3-1	W
17	11-16	@ MTL	2-2	T	44	1-15	@ LAK	4-3	W	71	3-18	@ NYI	2-6	L
18	11-17	@ EDM	2-3*	L	45	1-16	@ EDM	5-4	W	72	3-22	@ PHI	2-4	L
19	11-20	@ TOR	7-3	T	46	1-20	@ HFD	0-5	L	73	3-23	@ CHI	3-5	L
20	11-23	@ NYI	5-0	W	47	1-22	@ TOR	4-2	W	74	3-25	@ NJD	5-4	W
21	11-24	@ NYI	3-4*	L	48	1-23	@ QUE	0-4	L	75	3-28	@ EDM	4-2	W
22	11-27	@ CGY	2-5	L	49	1-27	@ QUE	6-6	T	76	3-29	@ PHI	2-8	L
23	11-29	@ WSH	5-2	W	50	1-29	@ CHI	4-5	L	77	3-31	@ NJD	9-0	W
24	11-30	@ PIT	4-5	L	51	1-31	@ BUF	3-5	L	78	4-2	@ PHI	2-3	L
25	12-2	@ PIT	0-6	L	52	2-1	@ HFD	3-1	W	79	4-5	@ WSH	4-4	T
26	12-4	@ WPG	7-4	W	53	2-5	@ STL	3-4	L	80	4-6	@ PIT	4-5*	L
27	12-7	@ PHI	0-4	L	54	2-8	@ BOS	3-2	W					

1986-87					1986-87 (CONT'D)					1986-87 (CONT'D)				
GAME	DATE	OPPONENT	SCORE	RESULT	GAME	DATE	OPPONENT	SCORE	RESULT	GAME	DATE	OPPONENT	SCORE	RESULT
1	10-9	@ NJD	3-5	L	28	12-11	@ MTL	2-6	L	55	2-8	@ TOR	4-5	L
2	10-11	@ PIT	5-6*	L	29	12-14	@ WSH	3-1	W	56	2-15	@ PIT	4-1	W
3	10-13	@ WSH	6-7*	L	30	12-15	@ MIN	3-4	L	57	2-17	@ DET	6-2	W
4	10-15	@ CHI	5-5	T	31	12-17	@ WSH	6-1	W	58	2-19	@ CHI	2-5	L
5	10-18	@ NYI	3-2	W	32	12-20	@ NYI	2-5	L	59	2-20	@ BUF	3-6	L
6	10-19	@ NYI	2-2	T	33	12-21	@ HFD	3-4*	L	60	2-22	@ PIT	2-4	L
7	10-22	@ LAK	5-4*	W	34	12-23	@ NJD	8-5	W	61	2-24	@ BUF	6-3	W
8	10-25	@ MTL	3-3	T	35	12-26	@ NJD	7-4	W	62	2-25	@ TOR	4-2	W
9	10-26	@ TOR	3-3	T	36	12-27	@ STL	2-3	L	63	2-28	@ DET	1-4	L
10	10-29	@ STL	2-7	L	37	12-30	@ PIT	5-3	W	64	3-1	@ WSH	3-7	L
11	11-2	@ WPG	4-5*	L	38	12-31	@ NYI	4-3*	W	65	3-4	@ NYI	7-5	W
12	11-5	@ DET	4-5*	L	39	1-3	@ QUE	5-2	W	66	3-8	@ CGY	4-7	L
13	11-8	@ PHI	3-2	W	40	1-5	@ MIN	3-3	T	67	3-11	@ BOS	3-2	W
14	11-9	@ QUE	5-6	L	41	1-7	@ PHI	3-6	L	68	3-12	@ PHI	6-1	W
15	11-12	@ BUF	2-1*	W	42	1-9	@ NYI	1-2	L	69	3-14	@ PIT	3-2*	W
16	11-14	@ PHI	2-1	W	43	1-11	@ VAN	8-3	W	70	3-15	@ PHI	2-5	L
17	11-16	@ EDM	6-8	L	44	1-12	@ BOS	1-4	L	71	3-17	@ PHI	1-4	L
18	11-17	@ NJD	2-3	L	45	1-14	@ CGY	8-5	W	72	3-18	@ HFD	3-5	L
19	11-19	@ EDM	4-5*	L	46	1-19	@ LAK	2-2	T	73	3-21	@ NYI	3-4	L
20	11-21	@ VAN	8-5	W	47	1-21	@ VAN	3-5	L	74	3-22	@ CHI	5-3	W
21	11-22	@ CGY	5-8	W	48	1-23	@ EDM	4-7	L	75	3-25	@ NJD	2-8	L
22	11-26	@ QUE	4-2	W	49	1-26	@ NJD	6-3	W	76	3-27	@ STL	6-4	W
23	11-29	@ PIT	5-5	T	50	1-28	@ WPG	1-2	L	77	3-30	@ MIN	1-5	W
24	11-30	@ PIT	2-2	T	51	1-31	@ PHI	3-1	W	78	4-1	@ WSH	1-5	L
25	12-2	@ NJD	6-6	L	52	2-1	@ BOS	5-4	W	79	4-4	@ HFD	5-4	W
26	12-5	@ WPG	6-3	W	53	2-4	@ WSH	3-2	W	80	4-5	@ MTL	2-8	L
27	12-10	@ LAK	5-4	W	54	2-7	@ WSH	5-4*	W					

1987-88					1987-88 (CONT'D)					1987-88 (CONT'D)				
GAME	DATE	OPPONENT	SCORE	RESULT	GAME	DATE	OPPONENT	SCORE	RESULT	GAME	DATE	OPPONENT	SCORE	RESULT
1	10-8	@ PIT	4-4	T	28	12-10	@ PHI	3-5	L	55	2-7	@ PIT	6-3	W
2	10-10	@ HFD	6-2	W	29	12-12	@ TOR	3-4	L	56	2-11	@ WSH	3-5	L
3	10-12	@ MIN	4-2	W	30	12-14	@ DET	4-3	W	57	2-14	@ NYI	4-4	T
4	10-15	@ PIT	6-6	T	31	12-16	@ NJD	9-3	W	58	2-15	@ MTL	3-1	W
5	10-17	@ WSH	3-4	L	32	12-19	@ PIT	3-4	L	59	2-17	@ CGY	5-3	W
6	10-19	@ WSH	2-4	L	33	12-20	@ PIT	4-8	L	60	2-19	@ NJD	3-6	L
7	10-21	@ CGY	7-5	L	34	12-22	@ PHI	4-6	L	61	2-21	@ VAN	4-6	L
8	10-23	@ CHI	7-3	L	35	12-26	@ NJD	5-3	W	62	2-25	@ PIT	2-1	W
9	10-24	@ PHI	5-3	W	36	12-27	@ BOS	4-1	W	63	2-26	@ NJD	2-1	W
10	10-26	@ PHI	2-2	T	37	12-29	@ NYI	3-3	T	64	2-29	@ STL	5-2	W
11	10-28	@ LAK	3-4	L	38	12-31	@ QUE	6-1	W	65	3-2	@ NYI	3-1	W
12	10-31	@ NYI	2-8	L	39	1-2	@ MIN	5-3	W	66	3-4	@ BUF	3-6	L
13	11-1	@ EDM	6-7	L	40	1-4	@ STL	6-2	W	67	3-5	@ HFD	1-3	L
14	11-3	@ CGY	3-5	L	41	1-6	@ VAN	4-2	W	68	3-8	@ NJD	7-4	W
15	11-4	@ EDM	2-7	L	42	1-8	@ WSH	4-8	L	69	3-12	@ WSH	4-2	W
16	11-7	@ LAK	4-5	L	43	1-10	@ BUF	3-4	L	70	3-15	@ PHI	3-1	W
17	11-10	@ NJD	2-3	L	44	1-11	@ CHI	2-2	T	71	3-16	@ WSH	4-8	L
18	11-14	@ PIT	2-3*	L	45	1-13	@ DET	4-7	L	72	3-19	@ TOR	4-3	W
19	11-15	@ WPG	6-4	W	46	1-16	@ MTL	3-4	L	73	3-20	@ HFD	2-1	W
20	11-19	@ MIN	3-4	L	47	1-17	@ PHI	1-2	L	74	3-22	@ BUF	2-3	L
21	11-20	@ WPG	4-3	W	48	1-19	@ LAK	3-6	L	75	3-24	@ EDM	6-1	W
22	11-25	@ TOR	5-3	W	49	1-22	@ VAN	6-3	W	76	3-26	@ DET	4-4	T
23	11-28	@ NYI	4-5	L	50	1-28	@ PHI	5-2	W	77	3-27	@ NJD	2-7	L
24	11-29	@ NYI	3-1	W	51	1-30	@ BOS	4-2	W	78	3-30	@ CHI	4-3	W
25	12-3	@ BOS	3-4	L	52	2-2	@ NYI	2-2	T	79	4-1	@ WPG	6-6	T
26	12-5	@ STL	3-2	W	53	2-4	@ QUE	2-3	L	80	4-3	@ QUE	3-0	W
27	12-9	@ MTL	2-2	T	54	2-6	@ WSH	3-0	W					

\*Overtime

ALL-TIME RESULTS GAME-BY-GAME

1988-89					1988-89 (CONT'D)					1988-89 (CONT'D)				
GAME	DATE	OPPONENT	SCORE	RESULT	GAME	DATE	OPPONENT	SCORE	RESULT	GAME	DATE	OPPONENT	SCORE	RESULT
1	10-6	@ CHI	2-2	T	29	12-6	@ VAN	5-3	W	55	2-5	MIN	3-5	L
2	10-8	@ STL	4-2	W	29	12-9	@ HFD	4-5	L	56	2-9	WPG	4-3	W
3	10-10	NJD	0-5	L	30	12-10	@ BOS	1-1	T	57	2-12	EDM	1-3	L
4	10-12	HFD	3-4	L	31	12-12	LAK	2-5	L	58	2-14	@ PHI	1-3	L
5	10-16	VAN	3-2	W	32	12-14	NYI	2-1	W	59	2-17	TOR	6-10	L
6	10-19	WSH	5-1	W	33	12-17	@ MTL	3-6	L	60	2-18	@ PIT	5-3	W
7	10-21	@ WSH	4-1	W	34	12-19	WSH	3-1	W	61	2-20	NJD	7-4	W
8	10-23	QUE	8-2	W	35	12-21	BUF	2-5	L	62	2-22	PHI	4-6	L
9	10-26	PHI	4-3	W	36	12-23	@ WSH	2-2	T	63	2-25	@ QUE	7-2	W
10	10-29	@ PHI	6-5	W	37	12-26	NJD	5-1	W	64	2-27	LAK	6-4	W
11	10-30	PIT	9-2	W	38	12-27	@ NJD	7-5	W	65	3-1	TOR	7-4	W
12	11-2	@ BUF	4-6	L	39	12-31	CHI	4-1	W	66	3-3	@ NJD	3-6	L
13	11-6	@ NJD	5-6	L	40	1-2	HFD	5-4	W	67	3-5	BOS	0-5	L
14	11-8	@ NYI	3-4	L	41	1-4	WSH	3-3	T	68	3-8	BUF	0-2	L
15	11-9	PHI	5-3	W	42	1-7	@ NYI	5-1	W	69	3-9	@ DET	2-3	L
16	11-11	BOS	4-4	T	43	1-9	NJD	4-5	L	70	3-11	@ WSH	2-4	L
17	11-13	DET	3-5	L	44	1-14	@ PIT	4-4	T	71	3-13	CGY	4-3	W
18	11-15	@ PHI	3-3	T	45	1-15	PIT	6-4	W	72	3-15	WPG	3-6	L
19	11-17	@ LAK	4-7	W	46	1-18	@ PHI	6-4	W	73	3-18	@ QUE	3-8	L
20	11-19	@ MIN	4-1	W	47	1-19	@ STL	5-0	W	74	3-20	STL	7-4	W
21	11-21	MTL	2-4	L	48	1-21	@ VAN	5-4*	W	75	3-22	MIN	3-1	W
22	11-23	@ PIT	2-8	L	49	1-23	@ EDM	3-2	W	76	3-25	@ PHI	1-6	L
23	11-26	@ NYI	6-4	W	50	1-26	@ CGY	3-5	L	77	3-26	PIT	4-6	L
24	11-27	NYI	5-3	W	51	1-28	@ TOR	1-1	T	78	3-29	@ DET	3-4	L
25	11-29	@ WPG	4-3	W	52	1-30	NYI	7-3	W	79	4-1	@ PIT	2-5	L
26	12-1	@ CGY	3-6	L	53	2-1	WSH	3-4*	L	80	4-2	NYI	4-6	L
27	12-4	@ EDM	6-10	L	54	2-4	@ MTL	5-7	L					

1989-90					1989-90 (CONT'D)					1989-90 (CONT'D)				
GAME	DATE	OPPONENT	SCORE	RESULT	GAME	DATE	OPPONENT	SCORE	RESULT	GAME	DATE	OPPONENT	SCORE	RESULT
1	10-6	@ WPG	4-1	W	28	12-2	@ LAK	0-6	L	55	2-7	EDM	5-2	W
2	10-8	@ CHI	5-3	W	29	12-6	NJD	5-3	W	56	2-9	@ BUF	2-3	L
3	10-11	CGY	5-4	W	30	12-9	@ NYI	0-0	T	57	2-11	CGY	2-5	L
4	10-13	LAK	4-7	L	31	12-10	STL	1-3	L	58	2-14	PIT	4-3	W
5	10-15	PIT	1-2	W	32	12-13	HFD	1-3	L	59	2-14	PIT	3-4*	L
6	10-17	CHI	3-3	T	33	12-16	@ NYI	3-4	L	60	2-16	@ NJD	2-1	W
7	10-19	HFD	7-3	W	34	12-17	MTL	0-2	L	61	2-19	NJD	4-3*	W
8	10-21	@ PHI	3-1	W	35	12-20	BUF	2-2	T	62	2-21	@ DET	4-4	T
9	10-23	VAN	5-3	W	36	12-23	@ WSH	2-3	L	63	2-23	@ WSH	6-3	W
10	10-25	EDM	3-3	T	37	12-26	NJD	4-4	T	64	2-26	BOS	6-1	W
11	10-27	NYI	5-5	T	38	12-27	@ PIT	4-7	L	65	2-28	WSH	3-2	W
12	10-28	@ NYI	4-1	W	39	12-29	@ NJD	2-3	L	66	3-2	NYI	6-3	W
13	10-30	PHI	1-3	L	40	12-31	PIT	4-5	L	67	3-3	@ HFD	4-6	L
14	11-2	QUE	6-1	W	41	1-3	WSH	2-1	W	68	3-5	DET	3-2	W
15	11-4	@ MTL	2-3	L	42	1-4	@ MIN	2-8	L	69	3-8	@ PHI	7-5	W
16	11-6	DET	6-1	W	43	1-6	@ STL	3-4	L	70	3-10	@ MIN	2-2	T
17	11-8	MTL	2-3	L	44	1-8	PIT	5-7	L	71	3-12	LAK	2-6	L
18	11-12	NYI	4-2	W	45	1-10	CHI	2-2	T	72	3-14	@ TOR	8-2	W
19	11-14	@ PIT	0-6	L	46	1-13	@ BOS	3-2	W	73	3-17	@ NYI	3-6	L
20	11-17	@ NJD	4-5*	L	47	1-14	PHI	4-3*	W	74	3-18	VAN	5-2	W
21	11-18	@ HFD	3-2	T	48	1-18	@ PIT	3-3	T	75	3-21	TOR	5-5	T
22	11-20	WPG	3-3	T	49	1-23	@ EDM	4-3	W	76	3-25	PHI	7-3	W
23	11-22	@ BUF	1-4	L	50	1-25	@ CGY	5-8	W	77	3-27	@ QUE	7-4	W
24	11-25	@ TOR	4-7	L	51	1-27	@ LAK	3-1	W	78	3-29	@ NJD	4-4	L
25	11-26	QUE	3-1	W	52	1-31	STL	2-2	T	79	3-31	@ WSH	1-2	L
26	11-29	@ WPG	4-5	L	53	2-3	@ BOS	2-1	W	80	4-1		2-3	L
27	12-1	@ VAN	4-3	W	54	2-4	MIN	4-3	W					

1990-91					1990-91 (CONT'D)					1990-91 (CONT'D)				
GAME	DATE	OPPONENT	SCORE	RESULT	GAME	DATE	OPPONENT	SCORE	RESULT	GAME	DATE	OPPONENT	SCORE	RESULT
1	10-4	@ CHI	3-4	L	28	11-28	WSH	3-6	L	55	2-3	WPG	3-4	L
2	10-6	@ HFD	4-5	L	29	11-30	@ PHI	1-5	L	56	2-6	NYI	5-2	W
3	10-8	MIN	6-3	W	30	12-1	@ BOS	5-4	W	57	2-8	VAN	8-1	W
4	10-10	WSH	4-2	W	31	12-3	PIT	4-9	L	58	2-9	@ MTL	4-6	L
5	10-12	MTL	3-0	W	32	12-5	@ CGY	1-4	L	59	2-13	NJD	6-3	W
6	10-13	@ WSH	5-2	W	33	12-7	@ EDM	3-4	L	60	2-15	HFD	5-5	W
7	10-17	WPG	5-3	W	34	12-11	LAK	6-4	W	61	2-18	NYI	4-3	L
8	10-19	NJD	2-3	L	35	12-14	@ VAN	5-3	W	62	2-21	@ PHI	4-4	T
9	10-20	@ PIT	4-3	W	36	12-17	WSH	5-3	W	63	2-22	@ WSH	2-3	L
10	10-22	TOR	5-1	W	37	12-19	TOR	1-4	L	64	2-24	NJD	5-2	W
11	10-25	PHI	5-3	W	38	12-22	@ MTL	1-3	L	65	2-27	WSH	4-4	T
12	10-27	@ QUE	4-1	W	39	12-23	BOS	5-5	T	66	2-28	@ STL	4-4	T
13	10-29	QUE	5-0	W	40	12-28	@ WSH	5-3	W	67	3-2	@ TOR	5-2	W
14	10-31	LAK	9-4	W	41	12-30	NJD	2-2	T	68	3-4	PHI	6-2	W
15	11-2	NYI	2-3	L	42	1-2	LAK	4-1	W	69	3-7	@ QUE	2-4	L
16	11-3	@ PIT	1-3	L	43	1-3	@ PIT	7-5	W	70	3-9	@ NYI	4-6	L
17	11-5	BOS	2-3*	L	44	1-5	@ STL	3-2*	W	71	3-10	@ CHI	2-5	L
18	11-7	BUF	6-2	W	45	1-7	PHI	3-2	W	72	3-13	DET	1-4	L
19	11-9	@ NJD	3-2	W	46	1-9	STL	2-3	L	73	3-15	@ NJD	2-5	L
20	11-11	CGY	4-4	T	47	1-11	@ DET	3-6	L	74	3-17	PIT	2-4	L
21	11-13	@ PHI	1-1	T	48	1-13	HFD	4-3	W	75	3-21	@ PIT	4-5*	L
22	11-15	@ MIN	4-2	W	49	1-15	EDM	2-2	T	76	3-23	@ PHI	4-7	L
23	11-16	@ WPG	6-4	W	50	1-17	CHI	2-3	L	77	3-24	NYI	3-1	W
24	11-19	MIN	2-2	T	51	1-22	@ NYI	2-3	L	78	3-26	NJD	3-3	T
25	11-21	@ BUF	5-5	T	52	1-25	@ EDM	4-3	W	79	3-30	@ DET	5-6	L
26	11-24	@ NYI	2-2	T	53	1-30	@ CGY	1-5	L	80	3-31	PIT	6-3	W
27	11-26	BUF	5-0	W	54	1-31	@ VAN	3-3	T					

\*Overtime

# ALL-TIME RESULTS GAME-BY-GAME

1991-92					1991-92 (CONT'D)					1991-92 (CONT'D)				
GAME	DATE	OPPONENT	SCORE	RESULT	GAME	DATE	OPPONENT	SCORE	RESULT	GAME	DATE	OPPONENT	SCORE	RESULT
1	10-3	@ BOS	3-5	L	28	12-8	@ DET	5-6*	L	55	2-7	@ WSH	2-6	L
2	10-5	@ MTL	2-1*	W	29	12-8	@ BOS	4-0	W	56	2-9	@ DET	5-5	L
3	10-7	@ BOS	2-1*	W	30	12-10	@ PIT	3-5	L	57	2-12	@ VAN	5-2	W
4	10-9	@ NYI	5-3	W	31	12-13	@ WSH	5-3	W	58	2-14	@ NYI	9-2	W
5	10-11	@ WSH	1-5	L	32	12-14	@ HFD	6-2	W	59	2-16	@ NJD	2-4	L
6	10-12	@ HFD	2-5	L	33	12-16	@ SJS	4-3*	W	60	2-17	@ VAN	3-3	T
7	10-14	@ WSH	3-5	L	34	12-18	@ PHI	6-3	W	61	2-20	@ NYI	2-6	L
8	10-16	@ NJD	4-2	W	35	12-21	@ PIT	7-5	W	62	2-21	@ MIN	5-4	W
9	10-19	@ PIT	5-4	W	36	12-23	@ NJD	3-0	W	63	2-23	@ PHI	2-1*	W
10	10-20	@ EDM	3-4	L	37	12-26	@ WSH	8-6	W	64	2-25	@ CHI	4-1	W
11	10-23	@ LAK	7-2	W	38	12-28	@ NYI	4-5	L	65	3-1	@ HFD	9-4	W
12	10-26	@ QUE	5-3	W	39	12-29	@ PIT	3-6	L	66	3-2	@ NJD	7-1	W
13	10-29	@ MIN	3-2	W	40	12-31	@ WPG	5-2	W	67	3-4	@ NJD	4-5	L
14	10-31	@ QUE	5-4	W	41	1-2	@ CHI	4-3	W	68	3-7	@ PHI	4-5	L
15	11-2	@ PHI	4-2	W	42	1-4	@ NJD	4-6	L	69	3-9	@ WSH	2-5	L
16	11-4	@ CGY	4-0	W	43	1-6	@ WPG	4-2	W	70	3-11	@ CHI	7-1	W
17	11-6	@ MTL	1-4	L	44	1-8	@ STL	3-5	L	71	3-14	@ STL	6-0	W
18	11-8	@ TOR	3-3	T	45	1-11	@ QUE	7-2	W	72	3-16	@ MTL	4-1	W
19	11-11	@ PIT	3-1	W	46	1-12	@ BUF	3-6	L	73	3-18	@ NYI	1-1	T
20	11-13	@ WSH	3-6	L	47	1-14	@ BUF	6-2	W	74	3-20	@ DET	4-2	W
21	11-16	@ NYI	4-4	L	48	1-16	@ CGY	6-4	W	75	3-22	@ NJD	6-3	W
22	11-19	@ VAN	4-3	W	49	1-22	@ CGY	4-4	T	76	3-23	@ PHI	4-3	W
23	11-21	@ LAK	1-6	L	50	1-23	@ EDM	3-1	W	77	3-24	@ PHI	4-1	W
24	11-23	@ STL	3-0	W	51	1-28	@ SJS	4-2	W	78	3-28	@ NYI	1-4	L
25	11-27	@ WPG	2-3	L	52	1-30	@ LAK	4-1	W	79	4-15	@ TOR	2-4	L
26	11-29	@ BUF	5-4*	W	53	2-1	@ MIN	2-1	W	80	4-16	@ PIT	7-1	W
27	12-2	@ PHI	4-2	W	54	2-5	@ PIT	4-3	W					

1992-93					1992-93 (CONT'D)					1992-93 (CONT'D)				
GAME	DATE	OPPONENT	SCORE	RESULT	GAME	DATE	OPPONENT	SCORE	RESULT	GAME	DATE	OPPONENT	SCORE	RESULT
1	10-9	@ WSH	4-2	W	29	12/11	@ TBL	5-4	W	57	2/13	@ NYI	2-5	L
2	10-10	@ NJD	2-4	L	30	12/13	@ MTL	10-5	W	58	2/15	@ STL	4-1	W
3	10-12	@ HFD	6-2	W	31	12/15	@ CGY	0-3	L	59	2/20	@ SJS	6-4	W
4	10-14	@ NJD	6-1	W	32	12/17	@ STL	4-3	W	60	2/22	@ SJS	4-0	W
5	10-17	@ NYI	3-6	L	33	12/19	@ HFD	4-4	T	61	2/24	@ VAN	4-5	L
6	10-19	@ NYI	4-3	W	34	12/21	@ NJD	3-0	W	62	2/26	@ CGY	4-4	T
7	1-21	@ WSH	2-1	W	35	12/23	@ NJD	4-5*	L	63	2/27	@ EDM	1-0	W
8	10-23	@ MTL	3-3	T	36	12/26	@ NYI	4-6	L	64	3/3	@ BUF	2-2	T
9	10-24	@ OTT	3-2*	W	37	12/27	@ BOS	6-5	W	65	3/5	@ PIT	3-1	W
10	10-26	@ PHI	8-4	W	38	12/29	@ WSH	3-4*	L	66	3/6	@ QUE	2-10	L
11	10-29	@ QUE	3-6	L	39	12/31	@ BUF	6-11	L	67	3/9	@ LAK	4-3	W
12	10-31	@ MTL	3-4	L	40	1/2	@ PIT	2-5	L	68	3/11	@ CHI	4-1	W
13	11-2	@ BUF	7-6*	W	41	1/4	@ NJD	3-3	T	69	3/15	@ BOS	1-3	L
14	11-4	@ PHI	3-1	W	42	1/6	@ OTT	6-2	W	70	3/17	@ EDM	3-4*	L
15	11-7	@ BOS	2-2	T	43	1/9	@ PHI	3-4	L	71	3/19	@ SJS	8-1	W
16	11-9	@ TBL	1-5	L	44	1/11	@ VAN	3-3	T	72	3/22	@ OTT	5-4	W
17	11-11	@ WSH	4-7	L	45	1/13	@ WSH	5-4	W	73	3/24	@ PHI	4-5	L
18	11-14	@ QUE	3-6	L	46	1/16	@ MTL	0-3	L	74	3/26	@ CHI	1-3	L
19	11-19	@ PHI	3-7	L	47	1/19	@ DET	2-2	T	75	3/28	@ QUE	2-3	L
20	11-21	@ WPG	5-4	W	48	1/23	@ LAK	8-3	W	76	4/2	@ NYI	2-3*	L
21	11-23	@ PIT	2-5	L	49	1/27	@ WPG	5-2	W	77	4/4	@ WSH	4-0	W
22	11-25	@ PIT	11-3	W	50	1/29	@ BUF	4-6	L	78	4/5	@ HFD	4-5	L
23	11-27	@ MIN	4-4	T	51	1/30	@ TOR	1-3	L	79	4/7	@ NJD	2-5	L
24	11-30	@ MIN	2-4	L	52	2/1	@ NYI	4-4	T	80	4/9	@ PIT	4-10	L
25	12-2	@ DET	5-3	W	53	2/3	@ PHI	2-2	L	81	4/10	@ PIT	2-4	L
26	12-4	@ WSH	4-8	L	54	2/8	@ NJD	4-5	L	82	4/12	@ PHI	0-1	L
27	12-6	@ TOR	6-0	W	55	2/10	@ PIT	0-3	L	83	4/14	@ WSH	0-2	L
28	12-9	@ TBL	6-5	W	56	2/12	@ NYI	4-3	W	84	4/16	@ WSH	2-4	L

1993-94					1993-94 (CONT'D)					1993-94 (CONT'D)				
GAME	DATE	OPPONENT	SCORE	RESULT	GAME	DATE	OPPONENT	SCORE	RESULT	GAME	DATE	OPPONENT	SCORE	RESULT
1	10-5	@ BOS	3-4	L	29	12-8	@ EDM	1-1	T	57	2-19	@ HFD	2-4	L
2	10-7	@ TBL	5-4	W	30	12-13	@ BUF	2-0	W	58	2-21	@ PIT	4-3*	W
3	10-9	@ PIT	2-3	L	31	12-15	@ HFD	5-2	W	59	2-23	@ BOS	3-6	L
4	10-11	@ WSH	5-2	W	32	12-17	@ DET	4-6	L	60	2-24	@ NJD	3-1	W
5	10-13	@ QUE	6-4	W	33	12-19	@ OTT	6-3	W	61	2-26	@ DAL	1-3	L
6	10-15	@ BUF	5-2	W	34	12-22	@ FLA	2-3	L	62	2-28	@ PHI	4-1	W
7	10-16	@ PHI	3-4	L	35	12-23	@ WSH	1-0	W	63	3-2	@ QUE	5-2	W
8	10-19	@ ANA	2-4	L	36	12-26	@ NJD	8-3	W	64	3-4	@ NYI	3-3	T
9	10-22	@ TBL	1-4	L	37	12-29	@ STL	4-3	W	65	3-5	@ NYI	5-4	W
10	10-24	@ LAK	3-2	W	38	12-31	@ BUF	1-3	L	66	3-7	@ DET	3-6	L
11	10-28	@ MTL	3-3	T	39	1-3	@ FLA	3-2	W	67	3-9 (N)	@ WSH	7-5	W
12	10-30	@ HFD	4-1	W	40	1-5	@ CGY	1-4	L	68	3-10	@ BOS	2-2	T
13	10-31(N)	@ NJD	4-1	W	41	1-8	@ MTL	2-3	L	69	3-12	@ PIT	2-6	L
14	11-3	@ VAN	6-3	W	42	1-10	@ TBL	2-5	L	70	3-14	@ FLA	1-2	L
15	11-6	@ QUE	4-2	W	43	1-14	@ PHI	5-2	W	71	3-16	@ HFD	4-0	W
16	11-8	@ TBL	6-3	W	44	1-16	@ CHI	5-1	W	72	3-18	@ CHI	3-7	L
17	11-10	@ WPG	2-1	W	45	1-18	@ STL	4-1	W	73	3-22	@ CGY	4-4	T
18	11-13	@ WSH	2-0	W	46	1-25	@ SJS	8-3	W	74	3-23	@ EDM	5-3	W
19	11-14	@ SJS	3-3	T	47	1-27	@ LAK	5-4*	W	75	3-25	@ VAN	5-2	W
20	11-16	@ FLA	4-2	W	48	1-28	@ ANA	2-3	L	76	3-27	@ WPG	1-3	L
21	11-19	@ TBL	5-3	W	49	1-31	@ PIT	5-3	W	77	3-29	@ PHI	4-3	W
22	11-23	@ MTL	5-4	W	50	2-2	@ NYI	4-4	T	78	4-1	@ DAL	3-0	W
23	11-24	@ OTT	7-1	W	51	2-3	@ BOS	3-0	W	79	4-2	@ NJD	4-2	W
24	11-27	@ NYI	4-6	L	52	2-7	@ WSH	1-4	L	80	4-4	@ FLA	3-2	W
25	11-28	@ WSH	3-1	W	53	2-9	@ MTL	3-4*	L	81	4-8	@ TOR	5-3	W
26	11-30	@ NJD	3-1	W	54	2-12	@ OTT	4-3*	L	82	4-10	@ NYI	4-5	L
27	12-4	@ TOR	4-3	W	55	2-14	@ QUE	4-2	W	83	4-12	@ BUF	3-2	W
28	12-5	@ NJD	2-1	W	56	2-18	@ OTT	3-0	W	84	4-14	@ PHI	2-2	T

\*Overtime

ALL-TIME RESULTS GAME-BY-GAME

1994-95				
GAME	DATE	OPPONENT	SCORE	RESULT
1	1-20	BUF	1-2	L
2	1-21	MTL	5-2	W
3	1-23	BOS	1-2	L
4	1-25	PIT	2-3	L
5	1-28	@ QUE	0-2	L
6	1-30	OTT	6-2	W
7	2-1	@ PIT	3-4	L
8	2-2	TBL	3-3	T
9	2-4	@ OTT	2-1	W
10	2-8	WSH	5-4	W
11	2-9	@ NJD	1-4	L
12	2-11	@ TBL	3-2	W
13	2-15	@ BUF	2-1	W
14	2-16	MTL	2-2	T
15	2-18	@ MTL	2-5	L
16	2-20	@ TBL	3-1	W

1994-95 (CONT'D)				
GAME	DATE	OPPONENT	SCORE	RESULT
17	2-21	@ FLA	5-3	W
18	2-24	HFD	1-2	L
19	2-26	@ BUF	4-2	W
20	2-28	FLA	0-0	T
21	3-1	@ HFD	5-2	W
22	3-3	PHI	5-3	W
23	3-5	@ WSH	2-4	L
24	3-6	OTT	4-3	W
25	3-8	NJD	6-4	W
26	3-11	@ MTL	1-3	L
27	3-15	PHI	3-4	L
28	3-18	@ WSH	1-4	L
29	3-2	NJD	2-5	L
30	3-23	@ NYI	0-1	L
31	3-25	@ QUE	1-2	L
32	3-30	QUE	4-5	L

1994-95 (CONT'D)				
GAME	DATE	OPPONENT	SCORE	RESULT
33	4-1	@ BOS	3-2	W
34	4-2	@ PHI	2-4	L
35	4-5	@ FLA	5-0	W
36	4-7	NYI	3-4	L
37	4-9	@ NJD	0-2	L
38	4-12	BUF	3-1	W
39	4-14	BOS	5-3	W
40	4-16	@ NYI	3-2	W
41	4-18	@ PIT	5-6	L
42	4-20	HFD	3-2	W
43	4-23	@ BOS	4-5	L
44	4-24	WSH	5-4	W
45	4-26	TBL	6-4	W
46	4-28	NYI	2-4	L
47	4-30	@ PHI	2-0	W
48	5-2	FLA	3-4	L

1995-96				
GAME	DATE	OPPONENT	SCORE	RESULT
1	10-7	@ HFD	0-2	L
2	10-11	WPG	6-4	W
3	10-14	@ TOR	2-0	W
4	10-16	HFD	5-7	L
5	10-17	@ NYI	5-1	W
6	10-20	@ BUF	3-1	W
7	10-22	OTT	2-4	L
8	10-24	VAN	5-2	W
9	10-26	@ TBL	4-4	T
10	10-29	TOR	3-2	W
11	10-31	@ SJS	5-3	W
12	11-2	@ LAK	3-5	L
13	11-3	@ ANA	4-7	L
14	11-6	CGY	4-2	W
15	11-8	TBL	5-4	W
16	11-10	NYI	4-1	W
17	11-11	@ HFD	4-1	W
18	11-14	@ STL	1-1	T
19	11-16	@ CHI	1-3	L
20	11-17	@ WPG	3-6	L
21	11-21	PIT	9-4	W
22	11-22	@ PIT	4-3	W
23	11-25	@ DET	0-2	L
24	11-27	NJD	1-1	T
25	11-29	BUF	5-3	W
26	12-1	COL	5-3	W
27	12-2	@ OTT	4-2	W
28	12-4	ANA	5-1	W

1995-96 (CONT'D)				
GAME	DATE	OPPONENT	SCORE	RESULT
29	12-6	CHI	5-5	T
30	12-8	DET	2-1*	W
31	12-9	@ MTL	2-2	T
32	12-11	DAL	3-2	W
33	12-13	BOS	4-2	W
34	12-15	@ BUF	4-5	L
35	12-16	@ WSH	2-3	L
36	12-18	WSH	3-0	W
37	12-21	@ PHI	2-1	W
38	12-22	HFD	3-3	T
39	12-26	OTT	6-4	W
40	12-28	@ VAN	3-2	W
41	12-30	@ EDM	8-3	W
42	12-31	@ CGY	1-3	L
43	1-3	MTL	7-4	W
44	1-5	@ WSH	4-4	T
45	1-10	SJS	7-4	W
46	1-13	@ PHI	4-0	W
47	1-14	STL	3-3	T
48	1-22	LAK	3-1	W
49	1-24	PHI	4-4	T
50	1-27	BOS	5-3	W
51	1-31	@ DAL	1-1	T
52	2-3	@ COL	1-7	L
53	2-6	@ NYI	4-2	W
54	2-8	NYI	6-2	W
55	2-10	@ NJD	0-3	L
56	2-11	@ TBL	6-2	W

1995-96 (CONT'D)				
GAME	DATE	OPPONENT	SCORE	RESULT
57	2-15	MTL	2-2	T
58	2-17	@ OTT	2-1*	W
59	2-18	@ PIT	3-4*	L
60	2-22	NYI	3-5	L
61	2-24	@ FLA	4-0	W
62	2-27	WSH	3-5	L
63	2-28	BOS	1-3	L
64	3-1	BUF	3-3	T
65	3-4	NJD	2-2	T
66	3-7	@ TBL	2-5	L
67	3-9	@ WSH	6-1	W
68	3-13	FLA	3-3	T
69	3-16	@ MTL	2-4	L
70	3-19	EDM	1-4	L
71	3-23	@ BOS	5-4	W
72	3-24	PIT	2-8	L
73	3-27	FLA	3-0	W
74	3-31	@ NYI	4-1	W
75	4-2	@ NJD	3-1	W
76	4-4	@ PHI	1-4	L
77	4-5	PHI	3-1	W
78	4-7	@ NJD	2-4	L
79	4-8	FLA	3-5	L
80	4-10	WSH	1-4	L
81	4-12	TBL	2-3	L
82	4-14	@ FLA	1-5	L

1996-97				
GAME	DATE	OPPONENT	SCORE	RESULT
1	10-5	@ BOS	4-4	T
2	10-6	FLA	2-5	L
3	10-8	@ FLA	1-1	T
4	10-10	DAL	1-2	L
5	10-12	@ MTL	2-5	L
6	10-14	CGY	5-4	W
7	10-16	PIT	8-1	W
8	10-18	STL	2-1	W
9	10-20	TBL	2-5	L
10	10-23	WSH	2-3	L
11	10-25	@ FLA	4-6	L
12	10-27	BUF	6-4	W
13	10-29	FLA	1-1	T
14	10-30	@ NJD	6-1	W
15	11-2	@ BOS	5-2	W
16	11-4	TBL	3-5	L
17	11-6	@ NYI	1-1	T
18	11-9	@ WSH	2-3	L
19	11-11	VAN	2-3	L
20	11-13	PHI	1-2	L
21	11-16	@ PIT	8-3	W
22	11-18	@ CGY	3-5	L
23	11-21	@ EDM	2-3	L
24	11-23	@ VAN	3-5	L
25	11-26	@ PHX	3-1	W
26	11-27	@ COL	5-2	W
27	12-1	MTL	6-2	W
28	12-4	PHI	1-1	T

1996-97 (CONT'D)				
GAME	DATE	OPPONENT	SCORE	RESULT
29	12-6	TOR	6-5	W
30	12-7	@ TOR	4-0	W
31	12-9	PHX	5-2	W
32	12-11	NYI	3-5	L
33	12-13	@ BUF	3-0	W
34	12-16	HFD	5-2	W
35	12-18	LAK	4-0	W
36	12-21	@ MTL	3-2*	W
37	12-22	FLA	7-3	W
38	12-26	@ OTT	2-5	L
39	12-27	ANA	3-2	W
40	12-30	@ DAL	3-2	W
41	12-31	@ TBL	2-4	L
42	1-2	NYI	4-3	W
43	1-4	OTT	6-4	W
44	1-6	COL	2-2	T
45	1-8	TBL	3-4	L
46	1-9	@ WSH	0-2	L
47	1-12	NJD	3-0	W
48	1-13	NYI	2-4	L
49	1-21	EDM	4-4	T
50	1-22	@ WSH	5-3	W
51	1-25	@ PIT	7-4	W
52	1-27	CHI	1-2	L
53	2-1	@ PHI	4-2	W
54	2-2	BOS	2-3	L
55	2-5	HFD	5-2	W
56	2-8	@ NYI	5-2	W

1996-97 (CONT'D)				
GAME	DATE	OPPONENT	SCORE	RESULT
57	2-9	@ FLA	3-4	L
58	2-13	@ STL	1-4	L
59	2-15	@ CHI	0-2	L
60	2-17	NJD	2-2	T
61	2-19	@ NJD	1-1	T
62	2-21	@ HFD	2-7	L
63	2-23	@ PHI	1-2	L
64	3-1	@ DET	0-3	L
65	3-3	SJS	5-4*	W
66	3-6	@ LAK	6-2	W
67	3-7	@ ANA	2-5	L
68	3-9	@ SJS	2-1	W
69	3-12	WSH	3-2	W
70	3-14	@ OTT	4-3*	W
71	3-17	OTT	3-4	L
72	3-19	MTL	4-5	L
73	3-21	DET	3-1	W
74	3-24	PIT	3-0	W
75	3-27	@ NJD	0-4	L
76	3-29	@ HFD	1-2	L
77	4-1	BUF	1-1	T
78	4-3	BOS	5-4	W
79	4-4	@ BUF	1-5	L
80	4-7	PHI	3-2	W
81	4-10	@ PHI	6-3	W
82	4-11	TBL	2-4	L

\*Overtime



# ALL-TIME RESULTS GAME-BY-GAME

1997-98					1997-98 (CONT'D)					1997-98 (CONT'D)				
GAME	DATE	OPPONENT	SCORE	RESULT	GAME	DATE	OPPONENT	SCORE	RESULT	GAME	DATE	OPPONENT	SCORE	RESULT
1	10-3	NYI	2-2	T	29	12-2	WSH	2-3*	L	57	2-7	@ PHX	1-1	T
2	10-5	LAK	2-2	T	30	12-5	PHI	4-4	T	58	2-26	@ TOR	5-2	W
3	10-8	@ EDM	3-3	T	31	12-6	@ MTL	3-3	T	59	2-28	PHI	1-3	L
4	10-9	@ CGY	1-1	T	32	12-8	PHX	3-1	W	60	3-2	BUF	0-1	L
5	10-11	@ VAN	6-3	W	33	12-10	CGY	1-4	L	61	3-4	@ FLA	4-3	W
6	10-14	PIT	0-1	L	34	12-12	FLA	3-4	L	62	3-7	@ NJD	3-6	L
7	10-15	@ OTT	1-5	L	35	12-16	@ NJD	3-4	L	63	3-9	NJD	2-2	T
8	10-18	@ STL	3-5	L	36	12-17	@ FLA	4-2	W	64	3-11	SJS	5-3	W
9	10-20	CAR	4-2	W	37	12-20	@ TBL	2-2	T	65**	3-12	@ MTL	1-4	L
10	10-22	CHI	0-1	L	38	12-21	BUF	0-2	L	66	3-14	@ BOS	1-5	L
11	10-24	TBL	4-3	W	39	12-23	TBL	4-1	W	67	3-16	OTT	5-4	W
12	10-26	ANA	3-3	T	40	12-26	@ BUF	0-3	L	68	3-18	MTL	2-1*	W
13	10-28	DAL	2-3	L	41	12-28	BOS	4-3	W	69	3-21	DET	3-4	L
14	10-30	@ NYI	3-5	L	42	12-31	@ TBL	0-2	L	70	3-22	@ PHI	4-5*	L
15	11-3	EDM	2-2	T	43	1-3	@ WSH	3-2	W	71	3-25	OTT	2-3*	L
16	11-5	@ COL	4-2	W	44	1-6	CAR	4-2	W	72	3-26	@ CAR	1-4	L
17	11-7	@ DAL	2-2	T	45	1-8	WSH	3-5	L	73	3-28	PIT	2-2	T
18	11-12	NJD	2-3	L	46	1-12	NYD	3-2	W	74	3-30	TBL	1-3	L
19	11-14	PIT	3-1	W	47	1-14	@ STL	1-4	L	75	4-1	BOS	2-4	L
20	11-16	COL	4-1	W	48	1-20	STL	3-1	W	76	4-4	@ NYI	0-3	L
21	11-18	FLA	3-1	W	49	1-22	PHI	3-4	L	77	4-5	@ CHI	2-1*	W
22	11-19	@ TBL	3-6	L	50	1-24	NJD	3-3	T	78	4-7	MTL	2-3	L
23	11-21	@ CAR	4-3	W	51	1-26	WSH	2-2	T	79	4-11	@ DET	2-5	L
24	11-22	@ PIT	3-4*	L	52	1-29	@ OTT	2-2	T	80	4-14	@ WSH	1-3	L
25	11-25	VAN	2-4	L	53	1-31	@ BOS	2-4	L	81	4-15	NYI	4-2	W
26	11-26	@ NYI	1-4	L	54	2-2	@ SJS	3-2	W	82	4-18	@ PHI	2-1	W
27	11-28	@ BUF	3-3	T	55	2-4	@ ANA	2-3	L					
28	11-30	FLA	1-1	T	56	2-5	@ LAK	1-3	L					

1998-99					1998-99 (CONT'D)					1998-99 (CONT'D)				
GAME	DATE	OPPONENT	SCORE	RESULT	GAME	DATE	OPPONENT	SCORE	RESULT	GAME	DATE	OPPONENT	SCORE	RESULT
1	10-9	PHI	0-1	L	29	12-14	CGY	5-2	W	57	2-21	@ EDM	2-1*	W
2	10-10	@ MTL	1-7	L	30	12-16	@ NJD	3-6	L	58	2-22	@ CGY	2-6	L
3	10-12	STL	2-4	L	31	12-19	@ TOR	4-7	L	59	2-26	PHX	3-0	W
4	10-16	NJD	1-2	L	32	12-23	CAR	0-1	L	60	2-28	PHI	6-5	W
5	10-17	@ PIT	3-1	W	33	12-26	@ CAR	1-3	W	61	3-2	DAL	2-2	L
6	10-20	EDM	2-2	W	34	12-30	@ PHX	1-3	L	62	3-4	@ WSH	4-2	W
7	10-22	NYI	3-2	W	35	12-31	@ COL	6-3	W	63	3-7	@ BOS	3-1	W
8	10-24	@ PHI	2-2	T	36	1-2	@ STL	1-0	W	64	3-8	TOR	3-2*	W
9	10-27	BUF	0-0	T	37	1-4	SJS	4-3	W	65	3-10	OTT	0-3	L
10	10-30	CAR	1-0	W	38	1-6	NJD	2-5	L	66	3-12	BOS	4-5	L
11	11-3	@ NJD	1-3	L	39	1-7	@ WSH	1-5	L	67	3-14	@ NYI	3-2*	W
12	11-4	MTL	1-4	L	40	1-10	TBL	5-2	W	68	3-15	WSH	1-1	T
13	11-7	@ TOR	6-6	T	41	1-13	NYI	4-3*	W	69	3-19	BUF	2-3*	L
14	11-10	@ TBL	10-2	W	42	1-15	CHI	1-3	L	70	3-21	PIT	2-2	T
15	11-11	@ FLA	1-4	L	43	1-16	@ MTL	0-3	L	71	3-22	@ TBL	3-6	L
16	11-13	BOS	3-3	T	44	1-19	OTT	1-2	L	72	3-24	@ FLA	2-1	W
17	11-18	@ ANA	1-3	L	45	1-21	FLA	1-2	L	73	3-27	PHI	1-3	L
18	11-19	@ LAK	5-1	W	46	1-26	@ WSH	4-1	W	74	3-29	NYI	3-1	W
19	11-21	@ SJS	2-2	T	47	1-28	@ CAR	2-3*	L	75	4-2	ANA	1-4	L
20	11-25	@ BUF	2-4	L	48	1-30	@ DET	3-2	W	76	4-4	@ NJD	1-4	L
21	11-27	@ PIT	2-2	T	49	2-1	WSH	1-3	L	77	4-5	@ PHI	5-1	W
22	11-29	NSH	5-1	W	50	2-4	VAN	8-4	W	78	4-8	@ CHI	2-6	L
23	12-1	FLA	5-4*	W	51	2-7	@ BOS	2-3	L	79	4-9	@ DAL	1-3	L
24	12-2	@ NYI	2-1	W	52	2-12	@ CAR	1-3	L	80	4-12	TBL	2-1	W
25	12-5	@ OTT	2-1	W	53	2-14	DET	2-4	L	81	4-15	@ OTT	2-2	T
26	12-7	TOR	6-2	W	54	2-15	@ NSH	7-4	W	82	4-18	PIT	1-2*	L
27	12-9	COL	1-2	L	55	2-17	MTL	3-6	L					
28	12-11	@ BUF	0-2	L	56	2-19	PIT	6-1	W					

1999-00					1999-00 (CONT'D)					1999-00 (CONT'D)				
GAME	DATE	OPPONENT	SCORE	RESULT	GAME	DATE	OPPONENT	SCORE	RESULT	GAME	DATE	OPPONENT	SCORE	RESULT
1	10-1	@ EDM	1-1	T	29	12-15	LAK	8-3	W	57	2-13	NYI	2-4	L
2	10-2	@ VAN	1-2	L	30	12-17	WSH	2-3*	RT	58	2-15	@ TBL	2-2	T
3	10-5	OTT	1-2	L	31	12-19	TBL	5-4*	W	59	2-16	@ FLA	0-3	L
4	10-8	CAR	3-1	W	32	12-21	@ BUF	1-3	L	60	2-18	COL	2-4	L
5	10-10	PHX	4-2	W	33	12-23	@ NYI	2-4	L	61	2-20	PHI	2-3	L
6	10-11	NYI	4-2	W	34	12-26	NJD	3-3	T	62	2-22	PIT	4-3	W
7	10-14	PIT	2-5	L	35	12-28	@ PHX	2-2	T	63	2-25	@ BUF	6-3	W
8	10-17	ATL	4-1	W	36	12-29	@ DAL	3-4*	RT	64	2-26	@ OTT	2-4	L
9	10-19	SJS	1-2	L	37	1-2	@ MTL	2-2	T	65	3-1	BUF	3-3	T
10	10-20	@ PHI	0-5	L	38	1-3	STL	2-5	L	66	3-3	FLA	4-2	W
11	10-22	PHI	0-2	L	39	1-5	TOR	3-2*	W	67	3-6	@ SJS	1-2	L
12	10-24	VAN	0-3	L	40	1-8	@ TOR	5-3	W	68	3-8	@ ANA	4-3*	W
13	10-30	@ MTL	2-2	T	41	1-9	@ CAR	0-1	L	69	3-9	@ LAK	1-3	L
14	11-3	NYI	3-3	T	42	1-15	@ NYI	5-2	W	70	3-11	@ PIT	1-3	L
15	11-5	@ COL	1-4	L	43	1-16	ATL	6-3	W	71	3-13	DAL	3-4	L
16	11-7	@ CHI	3-1	W	44	1-18	CAR	3-2	W	72	3-15	TBL	4-4	T
17	11-10	OTT	3-4	L	45	1-20	@ CAR	4-1	W	73	3-18	@ PHI	3-2	W
18	11-11	@ WSH	5-4*	W	46	1-22	@ STL	4-1	W	74	3-19	@ PIT	4-5	L
19	11-13	BOS	2-5	L	47	1-24	@ ATL	6-3	W	75	3-21	FLA	3-4	L
20	11-18	@ BOS	3-5	L	48	1-25	@ PIT	4-3	W	76	3-23	WSH	1-4	L
21	11-20	@ TOR	3-4*	RT	49	1-27	TOR	3-4	L	77	3-26	@ DET	2-8	L
22	11-24	TBL	6-3	W	50	1-29	@ OTT	2-3	L	78	3-27	DET	0-6	L
23	11-26	@ FLA	2-6	L	51	1-31	NSH	5-1	W	79	4-1	@ BOS	2-2	T
24	12-1	@ NJD	2-3	L	52	2-2	NJD	1-3	L	80	4-3	@ WSH	1-4	L
25	12-3	MTL	1-1	T	53	2-3	@ ATL	6-3	W	81	4-5	MTL	0-3	L
26	12-4	PIT	3-1	W	54	2-8	NJD	2-2	L	82	4-9	PHI	1-4	L
27	12-6	CGY	3-2*	W	55	2-9	@ NJD	1-4	L					
28	12-8	EDM	2-1*	W	56	2-11	BOS	5-2	W					

\*Overtime

ALL-TIME RESULTS GAME-BY-GAME

2000-01					2000-01 (CONT'D)					2000-01 (CONT'D)				
GAME	DATE	OPPONENT	SCORE	RESULT	GAME	DATE	OPPONENT	SCORE	RESULT	GAME	DATE	OPPONENT	SCORE	RESULT
1	10-7	@ ATL	2-1	W	29	12-8	BUF	5-2	W	57	2-12	@ CBJ	4-3	W
2	10-11	MTL	3-1	W	30	12-9	@ BOS	4-6	L	58	2-17	@ TBL	5-4	W
3	10-14	@ PIT	6-8	L	31	12-12	@ SJS	2-3	L	59	2-19	CHI	4-2	W
4	10-16	ANA	3-4	L	32	12-14	@ LAK	5-5	T	60	2-23	@ PIT	4-6	L
5	10-18	@ CHI	4-2	W	33	12-15	@ ANA	4-6	L	61	2-25	@ PHI	1-2	L
6	10-22	TBL	2-4	L	34	12-18	FLA	6-3	W	62	2-26	OTT	2-3	L
7	10-24	PHI	4-5	L	35	12-20	STL	3-6	L	63	2-28	FLA	4-2	W
8	10-26	@ PHI	0-3	L	36	12-23	NSH	2-3*	OTL	64	3-2	PIT	5-7	L
9	10-27	PIT	1-4	L	37	12-27	@ CAR	3-4	L	65	3-4	@ NSH	2-5	L
10	10-29	BOS	5-1	W	38	12-28	ATL	1-4	L	66	3-5	NYI	2-5	L
11	11-1	TBL	6-1	W	39	12-31	@ DAL	1-6	L	67	3-9	@ WSH	3-5	L
12	11-2	@ OTT	5-6	L	40	1-4	@ PHX	1-3	L	68	3-10	@ OTT	3-2	W
13	11-4	@ MTL	5-2	W	41	1-6	NJD	5-5	T	69	3-12	PIT	3-3	T
14	11-7	EDM	4-3	W	42	1-8	DAL	1-2	L	70	3-14	@ BUF	3-6	L
15	11-9	@ WSH	5-3	W	43	1-13	@ BOS	1-4	L	71	3-17	@ PHI	1-2	L
16	11-12	PHX	0-2	L	44	1-14	MIN	4-2	W	72	3-19	WSH	6-3	W
17	11-15	@ MIN	3-2	W	45	1-16	PHI	4-3*	W	73	3-21	@ NJD	0-4	L
18	11-17	@ VAN	3-4	L	46	1-18	TOR	2-1*	W	74	3-24	DET	0-6	L
19	11-18	@ CGY	5-4*	W	47	1-20	@ TOR	2-2	T	75	3-25	BOS	3-4	L
20	11-21	TOR	1-3	L	48	1-22	@ CAR	5-2	W	76	3-28	NYI	4-2	W
21	11-22	@ NYI	4-3*	W	49	1-24	CAR	2-3	L	77	3-29	@ NYI	6-4	W
22	11-24	@ BUF	2-3	L	50	1-26	NYI	2-3	L	78	3-31	@ NJD	4-3	W
23	11-26	OTT	3-2	W	51	1-27	@ TOR	1-3	L	79	4-1	@ ATL	4-2	W
24	11-28	LAK	7-6	W	52	1-29	ATL	2-7	L	80	4-4	CAR	1-3	L
25	11-29	@ NJD	2-5	L	53	1-31	MTL	4-2	W	81	4-5	@ TBL	4-3*	W
26	12-2	@ TOR	2-8	L	54	2-6	BUF	3-6	L	82	4-7	@ FLA	0-3	L
27	12-3	COL	3-6	L	55	2-9	@ FLA	4-2	W					
28	12-6	WSH	3-2	W	56	2-11	NJD	1-1	T					

2001-02					2001-02 (CONT'D)					2001-02 (CONT'D)				
GAME	DATE	OPPONENT	SCORE	RESULT	GAME	DATE	OPPONENT	SCORE	RESULT	GAME	DATE	OPPONENT	SCORE	RESULT
1	10-5	@ CAR	1-3	L	29	12-2	TBL	1-0	W	57	2-8	@ ATL	2-1	W
2	10-7	BUF	5-4*	W	30	12-4	@ WSH	2-5	L	58	2-10	PIT	4-3	W
3	10-10	WSH	2-5	L	31	12-6	TOR	3-6	L	59	2-13	@ DAL	4-4	L
4	10-13	@ OTT	2-2*	T	32	12-9	DET	3-4	L	60	2-26	NJD	3-4	L
5	10-15	@ MTL	2-1	W	33	12-10	CAR	3-4*	OTL	61	2-28	OTT	0-3	L
6	10-17	NJD	4-3*	W	34	12-12	NSH	2-4	L	62	3-2	PHI	6-5	W
7	10-19	@ ATL	4-3	W	35	12-15	BUF	4-2	W	63	3-4	CGY	3-5	L
8	10-20	@ TBL	2-5	L	36	12-17	FLA	4-2	W	64	3-5	@ MIN	3-2*	W
9	10-22	SJS	1-5	L	37	12-19	NJD	2-2*	T	65	3-7	@ CHI	1-5	L
10	10-25	@ STL	1-5	L	38	12-21	NYI	1-2	L	66	3-9	@ PIT	2-3*	OTL
11	10-27	@ BOS	2-1*	W	39	12-23	OTT	3-2	W	67	3-11	MTL	2-1	W
12	10-29	DAL	4-2	W	40	12-28	@ SJS	5-3	W	68	3-13	BOS	1-3	L
13	10-31	FLA	1-3	L	41	12-29	@ LAK	5-4	W	69	3-16	@ NJD	1-3	L
14	11-2	@ CAR	2-3	L	42	12-31	@ PHX	0-5	L	70	3-17	DET	3-5	L
15	11-3	@ FLA	5-3	W	43	1-2	@ EDM	1-4	L	71	3-19	VAN	1-3	L
16	11-6	MIN	3-1	W	44	1-3	@ COL	2-3*	OTL	72	3-21	@ OTT	5-2	W
17	11-8	@ NYI	6-2	W	45	1-5	@ PIT	1-4	L	73	3-22	ATL	2-5	L
18	11-10	@ BUF	4-2	W	46	1-9	LAK	0-4	L	74	3-25	@ NYI	2-4	L
19	11-11	MTL	3-2*	W	47	1-12	@ PHI	2-4	L	75	3-27	PHI	2-4	L
20	11-14	PHI	4-2	W	48	1-14	CBJ	2-2*	T	76	3-30	@ FLA	4-2	W
21	11-17	@ PIT	0-1*	OTL	49	1-16	@ CBJ	0-2	L	77	4-1	@ TOR	6-4	W
22	11-18	ATL	6-2	W	50	1-17	@ NJD	4-6	L	78	4-4	@ TBL	4-2	W
23	11-20	COL	5-3	W	51	1-22	@ BOS	5-4	W	79	4-6	@ BOS	6-4	W
24	11-23	@ WSH	2-6	L	52	1-23	BOS	9-4	W	80	4-8	PIT	3-2	L
25	11-25	ANA	2-3	L	53	1-26	WSH	6-3	W	81	4-10	TOR	2-7	L
26	11-27	@ BUF	2-2*	T	54	1-28	TBL	0-1	L	82	4-13	@ PHI	1-2	L
27	11-29	CAR	5-0	W	55	1-30	NYI	3-6	L					
28	12-1	@ MTL	3-1	W	56	2-6	@ DET	1-3	L					

2002-03					2002-03 (CONT'D)					2002-03 (CONT'D)				
GAME	DATE	OPPONENT	SCORE	RESULT	GAME	DATE	OPPONENT	SCORE	RESULT	GAME	DATE	OPPONENT	SCORE	RESULT
1	10-9	@ CAR	4-1	W	29	12-5	@ PHI	2-3*	OTL	57	2-6	@ STL	4-4	T
2	10-11	MTL	1-4	L	30	12-6	BUF	1-4	L	58	2-8	@ PHI	1-2	L
3	10-12	@ PIT	0-6	L	31	12-8	BOS	1-4	L	59	2-12	@ FLA	3-1	W
4	10-15	TOR	5-4	W	32	12-11	CHI	3-4	L	60	2-14	PIT	1-0	W
5	10-17	@ BUF	4-4	T	33	12-14	@ TOR	1-4	L	61	2-15	@ BUF	4-5	L
6	10-19	NSH	2-2	T	34	12-16	SJS	2-1*	W	62	2-17	@ OTT	2-3	L
7	10-21	TBL	2-4	L	35	12-19	MTL	1-3	L	63	2-19	@ MIN	4-2	W
8	10-23	@ WSH	1-2	L	36	12-23	@ DET	2-3	L	64	2-21	@ ANA	6-2	W
9	10-25	LAK	2-6	L	37	12-23	NJD	2-2	T	65	2-23	@ COL	1-4	L
10	10-26	@ TOR	4-3	W	38	12-26	PIT	1-6	L	66	2-25	@ NJD	3-3	T
11	10-28	PHX	3-2*	W	39	12-28	@ FLA	2-1*	W	67	2-27	BOS	4-1	W
12	10-30	@ TBL	0-3	L	40	12-29	@ TBL	3-5	L	68	3-1	FLA	5-2	W
13	11-2	@ BOS	2-3	L	41	12-31	@ CAR	2-0	W	69	3-3	NYI	1-1	T
14	11-3	STL	2-3	L	42	1-4	WSH	2-2	T	70	3-7	PHI	5-1	W
15	11-5	EDM	2-5	W	43	1-6	OTT	2-5	L	71	3-10	FLA	1-2	L
16	11-7	CGY	1-0*	W	44	1-8	CAR	5-1	W	72	3-13	@ OTT	2-3*	OTL
17	11-9	@ CBJ	3-6	L	45	1-9	@ MTL	2-3	L	73	3-15	@ NJD	1-3	L
18	11-11	@ SJS	5-4	W	46	1-11	@ PIT	3-1	W	74	3-17	NYI	1-0	W
19	11-14	@ CGY	2-1	W	47	1-13	TOR	5-1	W	75	3-19	@ BUF	3-0	W
20	11-16	@ VAN	1-3	L	48	1-15	@ WSH	2-1*	W	76	3-22	@ PHI	2-1	W
21	11-19	ANA	3-2*	W	49	1-19	PHI	2-4	L	77	3-26	PIT	1-3	L
22	11-21	@ NJD	4-4	T	50	1-21	@ NYI	5-0	W	78	3-29	@ BOS	3-1	W
23	11-23	NYI	1-3	L	51	1-23	@ NSH	4-2	W	79	3-31	ATL	3-4*	OTL
24	11-25	CAR	3-1	W	52	1-25	ATL	1-4	L	80	4-1	@ NYI	2-2	T
25	11-28	@ ATL	4-7	L	53	1-26	@ WSH	2-7	L	81	4-4	NJD	1-2	L
26	11-29	@ DAL	3-3	T	54	1-28	ATL	2-5	L	82	4-5	@ MTL	4-5	L
27	12-1	TBL	4-3	W	55	1-30	COL	3-4*	OTL					
28	12-3	CBJ	5-3	W	56	2-5	OTT	3-5	L					

\*Overtime

# ALL-TIME RESULTS GAME-BY-GAME

## 2003-04

GAME	DATE	OPPONENT	SCORE	RESULT
1	10-10	@ MIN	3-5	L
2	10-11	@ CBJ	0-5	L
3	10-16	ATL	0-0	T
4	10-18	CAR	2-2	T
5	10-20	FLA	3-1	W
6	10-25	DET	3-1	W
7	10-28	ANA	1-3	L
8	10-30	CAR	4-1	W
9	11-1	@ MTL	5-1	W
10	11-2	COL	2-3*	OTL
11	11-4	DAL	3-0	L
12	11-6	@ CAR	3-6	L
13	11-8	PHI	1-2*	OTL
14	11-10	EDM	4-5	L
15	11-12	PIT	6-2	W
16	11-15	@ NJD	0-5	L
17	11-16	@ CHI	2-2	T
18	11-18	@ SJS	2-2	L
19	11-20	COL	3-4	L
20	11-23	OTT	6-2	W
21	11-25	@ TBL	2-0	W
22	11-26	@ FLA	3-3	T
23	11-28	@ PIT	4-1	W
24	11-30	TOR	2-4	L
25	12-2	@ TOR	4-5	L
26	12-4	@ NYI	4-2	W
27	12-7	TBL	2-3	L
28	12-10	MTL	1-2	L

## 2003-04 (CONT'D)

GAME	DATE	OPPONENT	SCORE	RESULT
29	12-12	@ BUF	3-1	W
30	12-13	@ TOR	1-3	L
31	12-18	NYI	4-3	W
32	12-20	@ OTT	1-3	L
33	12-22	BOS	4-2	W
34	12-26	TOR	5-5*	T
35	12-29	@ PHX	3-2*	W
36	12-30	@ LAK	3-2*	W
37	1-1	@ STL	4-5	L
38	1-3	@ PIT	4-1	W
39	1-5	CGY	0-5	L
40	1-8	@ CAR	2-3	L
41	1-10	@ NYI	3-2	W
42	1-11	TBL	1-2*	OTL
43	1-13	NYI	4-1	W
44	1-15	NJD	3-3	T
45	1-17	@ MTL	2-2	T
46	1-19	@ BOS	2-5	L
47	1-20	BOS	1-4	L
48	1-22	PHI	4-4	L
49	1-24	@ OTT	1-9	L
50	1-26	FLA	5-2	W
51	1-28	WSH	1-2	L
52	1-30	BUF	1-3	L
53	1-31	@ BUF	1-3	L
54	2-2	VAN	4-3	W
55	2-4	MIN	3-4	L
56	2-11	@ NJD	3-1	W

## 2003-04 (CONT'D)

GAME	DATE	OPPONENT	SCORE	RESULT
57	2-12	@ PHI	1-2	L
58	2-14	@ PHI	2-6	L
59	2-16	OTT	1-4	L
60	2-19	NYI	6-2	W
61	2-21	NJD	3-7	L
62	2-23	MTL	1-4	L
63	2-26	@ NYI	6-3	W
64	2-28	@ NSH	1-2*	OTL
65	2-29	@ ATL	2-3	L
66	3-2	ATL	3-4	L
67	3-4	@ BOS	1-3	L
68	3-5	WSH	3-2	W
69	3-7	PIT	4-7	L
70	3-9	@ ATL	2-0	W
71	3-12	@ TBL	2-5	L
72	3-13	@ FLA	2-3*	OTL
73	3-15	NJD	1-3	L
74	3-18	@ WSH	3-4*	OTL
75	3-20	@ PHI	0-3	L
76	3-21	PIT	3-4*	OTL
77	3-23	PIT	2-5	L
78	3-25	NSH	2-4	L
79	3-27	@ PHI	3-1	W
80	3-30	@ NJD	0-5	L
81	3-31	BUF	3-4	L
82	4-3	@ WSH	3-2*	W

## 2005-06

GAME	DATE	OPPONENT	SCORE	RESULT
1	10-5	@ PHI	5-3	W
2	10-6	MTL	3-4*	OT
3	10-8	@ NJD	2-3*	OT
4	10-10	@ WSH	2-3	L
5	10-13	NJD	4-1	W
6	10-15	ATL	5-1	W
7	10-17	FLA	4-0	W
8	10-19	NYI	2-3**	OT
9	10-20	@ NYI	4-5	L
10	10-22	@ BUF	1-3	L
11	10-27	NYI	3-1	W
12	10-29	@ MTL	5-2	W
13	10-31	MTL	1-4	L
14	11-3	@ NJD	4-2	W
15	11-5	NJD	3-2**	W
16	11-7	PIT	2-3	L
17	11-9	@ FLA	4-3**	W
18	11-10	@ TBL	5-2	W
19	11-12	@ PIT	6-1	W
20	11-15	@ TOR	1-2	L
21	11-17	@ CAR	1-5	L
22	11-19	CAR	4-3	W
23	11-20	BOS	3-2	W
24	11-22	@ BUF	3-3**	W
25	11-24	@ ATL	6-3	W
26	11-26	WSH	3-2**	W
27	12-1	PIT	2-1	W
28	12-3	@ WSH	1-5	L

## 2005-06 (CONT'D)

GAME	DATE	OPPONENT	SCORE	RESULT
29	12-5	@ MIN	3-1	W
30	12-7	@ CHI	1-2*	OT
31	12-8	@ NSH	5-1	W
32	12-10	@ STL	5-4*	W
33	12-13	VAN	2-3	L
34	12-18	COL	1-2	L
35	12-20	NJD	1-3	L
36	12-22	TBL	4-2	W
37	12-26	@ OTT	2-6	L
38	12-28	@ NYI	6-2	W
39	12-31	@ PIT	3-4*	OT
40	1-3	TBL	0-1*	OT
41	1-5	PHI	3-4*	OT
42	1-7	FLA	4-0	W
43	1-10	CGY	4-2	W
44	1-12	EDM	5-4*	W
45	1-14	@ DET	3-4	L
46	1-16	@ CBJ	3-4	L
47	1-19	@ PIT	4-2	W
48	1-21	@ BOS	3-2**	W
49	1-22	NJD	3-1	W
50	1-24	BUF	1-2	L
51	1-28	PIT	7-1	W
52	1-30	PHI	2-3*	OT
53	2-1	PIT	3-1	W
54	2-2	@ NYI	5-2	W
55	2-4	@ PHI	4-3*	W
56	2-8	OTT	5-1	W

## 2005-06 (CONT'D)

GAME	DATE	OPPONENT	SCORE	RESULT
57	2-10	@ TOR	4-2	W
58	2-11	@ TOR	4-2	W
59	3-2	@ PHI	6-1	W
60	3-4	@ NJD	1-2	L
61	3-6	CAR	1-2	L
62	3-8	@ ATL	2-3**	OT
63	3-11	@ MTL	0-1	L
64	3-12	ATL	2-3*	OT
65	3-14	@ CAR	3-5	L
66	3-16	WSH	5-4	W
67	3-18	TOR	5-2	W
68	3-20	BOS	5-2	W
69	3-22	PHI	3-6	L
70	3-24	@ FLA	2-3**	OT
71	3-25	@ TBL	3-4**	OT
72	3-27	BUF	5-4**	W
73	3-29	@ NYI	5-1	W
74	3-30	@ OTT	1-4	L
75	4-1	@ PHI	3-2**	W
76	4-6	NYI	3-1	W
77	4-8	@ BOS	4-3*	W
78	4-9	@ NJD	2-3	L
79	4-11	NYI	2-3	L
80	4-13	@ PIT	3-5	L
81	4-15	@ PHI	1-4	L
82	4-18	OTT	1-5	L

## 2006-07

GAME	DATE	OPPONENT	SCORE	RESULT
1	10-5	@ WSH	5-2	W
2	10-7	@ PHI	5-4**	W
3	10-10	PHI	2-4	L
4	10-12	PIT	5-6	L
5	10-14	@ BUF	4-7	L
6	10-16	NJD	4-2	W
7	10-18	NSH	0-3	L
8	10-21	@ TOR	5-4**	W
9	10-25	FLA	2-4	L
10	10-28	@ PHX	7-3	W
11	10-30	@ LAK	1-4	L
12	11-1	@ ANA	4-3*	W
13	11-2	@ SJS	3-1	W
14	11-5	BUF	3-4*	OT
15	11-8	@ FLA	4-3**	W
16	11-10	@ ATL	5-2	W
17	11-11	WSH	1-3	L
18	11-14	NJD	3-2	W
19	11-15	@ CAR	1-2	L
20	11-18	@ PIT	1-3	L
21	11-19	TBL	4-1	W
22	11-21	CAR	4-0	W
23	11-25	@ PIT	2-1*	W
24	11-26	BUF	2-3*	OT
25	11-28	ATL	4-5*	OT
26	12-1	@ BUF	3-4**	OT
27	12-3	NYI	4-7	L
28	12-7	PIT	3-2**	W

## 2006-07 (CONT'D)

GAME	DATE	OPPONENT	SCORE	RESULT
29	12-9	@ OTT	3-1	W
30	12-10	FLA	2-1	W
31	12-12	@ PHI	3-1	W
32	12-14	@ DAL	5-2	W
33	12-16	@ TOR	2-9	L
34	12-17	NJD	1-6	L
35	12-19	NYI	3-4	L
36	12-21	@ FLA	2-3	L
37	12-23	@ TBL	3-4	L
38	12-26	@ NYI	0-2	L
39	12-29	@ OTT	0-1	L
40	12-20	WSH	4-1	W
41	1-2	@ NJD	3-2**	W
42	1-4	PHI	3-2	W
43	1-6	@ MTL	4-3	W
44	1-9	NYI	3-5	L
45	1-11	OTT	4-6	L
46	1-13	BOS	3-1	W
47	1-16	@ NJD	0-1	L
48	1-20	ATL	1-3	L
49	1-27	@ PHI	2-1	W
50	1-29	@ BOS	6-1	W
51	1-31	TOR	1-2	L
52	2-3	@ TBL	2-3	L
53	2-5	DET	3-4	L
54	2-6	@ NJD	2-3**	OT
55	2-9	NJD	5-0	W
56	2-10	@ WSH	5-2	W

## 2006-07 (CONT'D)

GAME	DATE	OPPONENT	SCORE	RESULT
57	2-15	@ CAR	4-1	W
58	2-17	@ PHI	3-5	L
59	2-18	CHI	2-1	W
60	2-20	@ NJD	1-2	L
61	2-22	NJD	2-3**	OT
62	2-24	CBJ	2-3	L
63	2-27	MTL	4-0	W
64	3-1	PIT	3-4**	W
65	3-3	STL	3-2**	W
66	3-5	NYI	2-1**	W
67	3-8	@ NYI	2-1	W
68	3-10	@ PIT	2-3*	OT
69	3-11	CAR	2-1**	W
70	3-13	OTT	2-3	L
71	3-16	@ ATL	1-2*	OT
72	3-17	BOS	7-0	W
73	3-19	PIT	2-1	W
74	3-21	PHI	5-0	W
75	3-24	@ BOS	2-1**	W
76	3-25	@ NYI	2-1*	W
77	3-27	@ MTL	4-6	L
78	3-31	@ PHI	6-4	W
79	4-1	TOR	7-2	W
80	4-3	@ NYI	2-3**	OT
81	4-5	MTL	3-1	W
82	4-7	@ PIT	1-2	L

\* Overtime  
\*\* Shootout

# ALL-TIME RESULTS GAME-BY-GAME

## 2007-08

GAME	DATE	OPPONENT	SCORE	RESULT
1	10-4	FLA	5-2	W
2	10-6	@ OTT	0-2	L
3	10-10	@ NYI	1-2	L
4	10-12	WSH	3-1	W
5	10-13	OTT	1-3	L
6	10-18	ATL	3-5	L
7	10-20	@ BOS	0-1**	OT
8	10-23	@ PIT	0-1	L
9	10-25	NJD	2-0	W
10	10-27	TOR	1-4	L
11	10-29	TBL	3-1	W
12	11-1	WSH	2-0	W
13	11-3	NJD	2-1**	W
14	11-5	PHI	2-0	W
15	11-6	@ NYI	2-3	L
16	11-8	PIT	4-2	W
17	11-10	@ TOR	3-2**	W
18	11-14	@ NJD	4-2	W
19	11-15	@ PHI	4-3**	W
20	11-17	@ PIT	4-3*	W
21	11-19	NYI	1-2	L
22	11-21	@ TBL	2-1	W
23	11-23	@ FLA	2-3**	OT
24	11-25	DAL	2-3	L
25	11-29	NYI	4-2	W
26	12-1	@ OTT	5-2	W
27	12-3	CAR	0-4	L
28	12-6	TOR	2-6	L

## 2007-08 (CONT'D)

GAME	DATE	OPPONENT	SCORE	RESULT
29	12-7	@ ATL	2-4	L
30	12-9	NJD	1-0*	W
31	12-12	@ WSH	4-5*	OT
32	12-16	PHX	1-5	L
33	12-18	PIT	4-0	W
34	12-20	@ MIN	3-6	L
35	12-21	@ COL	3-4*	OT
36	12-23	OTT	1-3	L
37	12-26	CAR	4-2	W
38	12-29	@ TOR	6-1	W
39	12-30	MTL	4-3*	W
40	1-2	@ CGY	3-4	L
41	1-3	@ VAN	0-3	L
42	1-5	@ EDM	2-3**	OT
43	1-8	TBL	3-5	L
44	1-10	PHI	2-6	L
45	1-12	MTL	4-1	W
46	1-14	@ PIT	1-4	L
47	1-16	@ BUF	2-1	W
48	1-19	@ BOS	3-4**	OT
49	1-20	BOS	1-3	L
50	1-22	ATL	4-0	W
51	1-24	ATL	2-1**	W
52	1-29	@ CAR	1-3	L
53	1-31	@ PHI	4-0	W
54	2-1	@ NJD	3-1	W
55	2-3	@ MTL	5-3	W
56	2-5	LAK	2-4	L

## 2007-08 (CONT'D)

GAME	DATE	OPPONENT	SCORE	RESULT
57	2-7	@ ANA	1-4	L
58	2-9	@ PHI	2-0	W
59	2-10	@ WSH	2-3*	OT
60	2-16	BUF	5-1	W
61	2-17	SJS	3-1	W
62	2-19	@ MTL	5-6**	OT
63	2-23	@ BUF	4-3	W
64	2-24	FLA	5-0	W
65	2-28	@ CAR	4-2	W
66	3-2	PHI	5-4**	W
67	3-4	NYI	3-4**	OT
68	3-6	@ NYI	4-1	W
69	3-9	BOS	1-0**	W
70	3-10	@ BUF	3-2**	W
71	3-14	@ FLA	2-3	L
72	3-15	@ TBL	0-3	L
73	3-18	PIT	5-2	W
74	3-19	NJD	2-1**	W
75	3-21	@ PHI	3-4**	OT
76	3-25	PHI	1-2*	OT
77	3-27	NJD	3-2	W
78	3-30	@ PIT	1-3	L
79	3-31	PIT	2-1*	W
80	4-3	@ NYI	3-0	W
81	4-4	NYI	3-4**	OT
82	4-6	@ NJD	2-3**	OT

## 2008-09

GAME	DATE	OPPONENT	SCORE	RESULT
1	10-4	@ TBL	2-1	W
2	10-5	TBL	2-1	W
3	10-10	CHI	4-2	W
4	10-11	@ PHI	4-3	W
5	10-13	NJD	4-1	W
6	10-15	BUF	1-3	L
7	10-17	TOR	1-0**	W
8	10-18	@ DET	4-5*	OT
9	10-20	DAL	1-2	L
10	10-24	@ CBJ	3-1	W
11	10-25	PIT	3-2**	W
12	10-27	@ NYI	4-2	W
13	10-30	ATL	3-2	W
14	11-1	@ TOR	2-5	L
15	11-4	NYI	1-2	L
16	11-6	TBL	5-2	W
17	11-8	@ WSH	1-3	L
18	11-10	EDM	2-3**	OT
19	11-12	@ NJD	5-2	W
20	11-15	BOS	3-2**	W
21	11-17	OTT	2-1**	W
22	11-19	VAN	3-6	L
23	11-22	@ OTT	1-4	L
24	11-24	PHX	4-1	W
25	11-26	@ TBL	3-2**	W
26	11-28	@ FLA	4-3**	W
27	11-30	FLA	0-4	L
28	12-3	PIT	3-2**	W

## 2008-09 (CONT'D)

GAME	DATE	OPPONENT	SCORE	RESULT
29	12-4	@ MTL	2-6	L
30	12-7	CGY	0-3	L
31	12-10	@ ATL	3-2*	W
32	12-12	@ NJD	5-8	L
33	12-13	CAR	3-2**	W
34	12-16	@ ANA	3-1	W
35	12-17	@ LAK	3-2*	W
36	12-20	@ SJS	2-3	L
37	12-23	WSH	4-5*	OT
38	12-27	NJD	2-4	L
39	12-29	NYI	5-4	W
40	1-3	@ WSH	1-2	L
41	1-5	PIT	4-0	W
42	1-7	MTL	3-6	L
43	1-9	@ BUF	1-2**	OT
44	1-10	@ OTT	2-0	W
45	1-13	@ NYI	2-1	W
46	1-16	@ CHI	3-2*	W
47	1-18	@ PIT	0-3	L
48	1-20	ANA	4-2	W
49	1-27	CAR	3-2	W
50	1-28	@ PIT	2-6	L
51	1-31	@ BOS	0-1	L
52	2-3	ATL	1-2**	OT
53	2-6	@ DAL	2-10	L
54	2-9	@ NJD	0-3	L
55	2-11	WSH	5-4**	W
56	2-13	@ FLA	1-2**	OT

## 2008-09 (CONT'D)

GAME	DATE	OPPONENT	SCORE	RESULT
57	2-15	PHI	2-5	L
58	2-16	@ STL	1-2	L
59	2-18	NYI	3-1	W
60	2-21	@ BUF	2-4	L
61	2-22	TOR	2-3*	OT
62	2-25	@ TOR	1-2**	OT
63	2-26	FLA	1-2	L
64	2-28	COL	6-1	W
65	3-5	@ NYI	4-2	W
66	3-8	BOS	4-3	W
67	3-9	@ CAR	0-3	L
68	3-12	@ NSH	4-2	W
69	3-14	@ PHI	2-4	L
70	3-15	PHI	4-1	W
71	3-17	@ MTL	4-3**	W
72	3-21	BUF	5-3	W
73	3-22	OTT	1-2	L
74	3-24	MIN	2-1	W
75	3-25	@ ATL	4-5**	OT
76	3-26	@ PIT	3-4	L
77	3-30	NJD	3-0	W
78	4-2	@ CAR	2-4	L
79	4-4	@ BOS	0-1	L
80	4-7	MTL	3-1	W
81	4-9	PHI	2-1	W
82	4-12	@ PHI	4-3	W

## 2009-10

GAME	DATE	OPPONENT	SCORE	RESULT
1	10-2	@ PIT	2-3	L
2	10-3	OTT	5-2	W
3	10-5	@ NJD	3-2	W
4	10-8	@ WSH	4-3	W
5	10-11	ANA	3-0	W
6	10-12	TOR	7-2	W
7	10-14	LAK	4-2	W
8	10-17	@ TOR	4-1	W
9	10-19	SJS	3-7	L
10	10-22	NJD	2-4	L
11	10-24	@ MTL	4-5*	OT
12	10-26	PHX	5-2	W
13	10-28	@ NYI	1-3	L
14	10-30	@ MIN	2-3	L
15	11-1	BOS	1-0	W
16	11-3	@ VAN	1-3	L
17	11-5	@ EDM	4-2	W
18	11-7	@ CGY	1-3	L
19	11-12	ATL	3-5	L
20	11-14	@ OTT	2-1**	W
21	11-17	WSH	2-4	L
22	11-21	FLA	2-3	L
23	11-23	CBJ	7-4	W
24	11-25	@ FLA	2-1**	W
25	11-27	@ TBL	1-5	L
26	11-28	@ PIT	3-8	L
27	11-30	PIT	2-5	L
28	12-5	@ BUF	2-1	W

## 2009-10 (CONT'D)

GAME	DATE	OPPONENT	SCORE	RESULT
29	12-6	DET	1-3	L
30	12-9	@ CHI	1-2*	OT
31	12-12	BUF	2-3	L
32	12-14	ATL	2-3**	OT
33	12-16	NYI	1-2	L
34	12-17	@ NYI	5-2	W
35	12-19	@ PHI	2-1	W
36	12-21	@ CAR	3-1	W
37	12-23	FLA	4-1	W
38	12-26	NYI	2-3*	OT
39	12-30	PHI	0-6	L
40	12-31	@ CAR	2-1	W
41	1-2	CAR	1-2*	OT
42	1-4	BOS	3-2	W
43	1-6	DAL	5-2	W
44	1-7	@ ATL	1-2**	OT
45	1-9	@ BOS	3-1	W
46	1-12	NJD	0-1**	OT
47	1-14	OTT	0-2	L
48	1-16	@ STL	1-4	L
49	1-17	MTL	6-2	W
50	1-19	TBL	8-2	W
51	1-21	@ PHI	0-2	L
52	1-23	@ MTL	0-6	L
53	1-25	PIT	2-4	L
54	1-27	CAR	1-5	L
55	1-30	@ PHX	2-3	L
56	1-31	@ COL	3-1	W

## 2009-10 (CONT'D)

GAME	DATE	OPPONENT	SCORE	RESULT
57	2-2	@ LAK	1-2	L
58	2-4	WSH	5-6	L
59	2-6	NJD	3-1	W
60	2-10	NSH	1-2	L
61	2-12	@ PIT	3-2*	W
62	2-14	TBL	5-2	W
63	2-2	@ OTT	3-2	W
64	3-4	PIT	4-5*	OT
65	3-6	@ WSH	0-2	L
66	3-7	BUF	1-2*	OT
67	3-10	@ NJD	3-6	L
68	3-12	@ ATL	5-2	W
69	3-14	PHI	3-1	W
70	3-16	PHI	1-3	L
71	3-18	STL	3-4	L
72	3-21	@ BOS	1-2	L
73	3-24	NYI	5-0	W
74	3-25	@ NJD	4-3**	W
75	3-27	@ TOR	2-3*	OT
76	3-30	@ NYI	4-3	W
77	4-2	@ TBL	5-0	W
78	4-3	@ FLA	4-1	W
79	4-6	@ BUF	2-5	L
80	4-7	TOR	5-1	W
81	4-9	PHI	4-3	W
82	4-11	@ PHI	1-2**	OT

\* Overtime  
\*\* Shootout

# ALL-TIME RESULTS GAME-BY-GAME

2010-II					2010-II (CONT'D)					2010-II (CONT'D)				
GAME	DATE	OPPONENT	SCORE	RESULT	GAME	DATE	OPPONENT	SCORE	RESULT	GAME	DATE	OPPONENT	SCORE	RESULT
1	10-9	@ BUF	6-3	W	29	12-5	@ OTT	1-3	L	57	2-11	@ ATL	2-3	L
2	10-11	@ NYI	4-6	L	30	12-9	@ OTT	5-3	W	58	2-13	PIT	5-3	W
3	10-15	TOR	3-4*	OT	31	12-11	@ CBJ	1-3	L	59	2-17	LA	4-3**	OT
4	10-18	COL	1-3	L	32	12-12	WSH	7-0	W	60	2-18	@ NJ	0-1	L
5	10-21	@ TOR	2-1	W	33	12-15	@ PIT	4-1	W	61	2-20	PHI	2-4	L
6	10-23	@ BOS	3-2	W	34	12-16	PHO	4-3**	OT	62	2-22	@ CAR	4-3**	OT
7	10-24	NJD	3-1	W	35	12-18	@ PHI	1-4	L	63	2-25	@ WSH	6-0	W
8	10-27	ATL	4-6	L	36	12-23	TB	3-4**	OT	64	2-27	TB	1-2	L
9	10-29	CAR	3-4	L	37	12-27	NYI	7-2	W	65	3-1	BUF	2-3	L
10	10-30	@ TOR	2-0	W	38	12-29	@ NJ	3-1	W	66	3-3	MIN	1-3	L
11	11-1	CHI	3-2	W	39	1-1	@ TB	1-2*	OT	67	3-4	@ OTT	4-1	W
12	11-4	@ PHI	1-4	L	40	1-2	@ FLA	0-3	L	68	3-6	PHI	7-0	W
13	11-5	@ NJD	3-0	W	41	1-5	CAR	2-1*	OT	69	3-9	@ ANA	2-5	L
14	11-7	STL	0-2	L	42	1-7	@ DAL	3-2**	OT	70	3-12	@ SJ	3-2**	OT
15	11-9	WAS	3-5	L	43	1-8	@ STL	2-1	W	71	3-15	NYI	6-3	W
16	11-11	BUF	3-2*	OT	44	1-11	MTL	1-2	L	72	3-18	MTL	6-3	W
17	11-14	EDM	8-2	W	45	1-13	VAN	1-0	W	73	3-20	@ PIT	5-2	W
18	11-15	@ PIT	3-2*	OT	46	1-15	@ MTL	2-3	L	74	3-22	FLA	1-0	W
19	11-17	BOS	2-3	L	47	1-16	PHI	2-3	L	75	3-24	OTT	1-2**	OT
20	11-19	@ COL	1-5	L	48	1-17	TOR	7-0	W	76	3-25	@ BOS	1-0	W
21	11-20	@ MIN	5-2	W	49	1-20	@ CAR	1-4	L	77	3-30	@ BUF	0-1	L
22	11-22	CGY	2-1	W	50	1-22	@ ATL	3-2**	OT	78	3-31	@ NYI	2-6	L
23	11-24	@ TBL	3-5	L	51	1-24	@ WSH	2-1**	OT	79	4-3	@ PHI	3-2**	OT
24	11-26	@ FLA	3-0	W	52	1-25	FLA	3-4	L	80	4-4	BOS	5-3	W
25	11-27	@ NSH	2-1**	OT	53	2-1	PIT	3-4**	OT	81	4-7	ATL	0-3	L
26	11-29	PIT	1-3	L	54	2-3	NJ	2-3	L	82	4-9	NJD	5-2	W
27	12-2	@ NYI	6-5	W	55	2-5	@ MTL	0-2	L					
28	12-3	NYI	2-0	W	56	2-7	@ DET	2-3	L					

2011-12					2011-12 (CONT'D)					2011-12 (CONT'D)				
GAME	DATE	OPPONENT	SCORE	RESULT	GAME	DATE	OPPONENT	SCORE	RESULT	GAME	DATE	OPPONENT	SCORE	RESULT
1	10-7	@ LA	2-3*	OT	29	12-15	@ STL	1-4	L	57	2-19	CBJ	3-2*	W
2	10-9	@ ANA	1-2**	OT	30	12-17	@ PHX	3-2	W	58	2-21	@ PIT	0-2	L
3	10-15	@ NYI	2-4	L	31	12-20	@ NJD	4-1	W	59	2-24	@ NYI	3-4**	OT
4	10-18	@ VAN	4-0	W	32	12-22	NYI	4-2	W	60	2-25	BUF	3-2*	W
5	10-20	@ CGY	3-2*	W	33	12-23	PHI	4-2	W	61	2-27	NJD	2-0	W
6	10-22	@ EDM	0-2	L	34	12-26	NYI	3-0	W	62	3-1	@ CAR	3-2	W
7	10-24	@ WPG	2-1	W	35	12-28	@ WSH	1-4	L	63	3-2	@ TBL	3-4*	OT
8	10-27	TOR	2-4	L	36	12-30	@ FLA	4-1	W	64	3-4	BOS	4-3	W
9	10-29	OTT	4-5**	OT	37	1-2	@ PHI	3-2	W	65	3-6	@ NJD	1-4	L
10	10-31	SJ	5-2	W	38	1-5	FLA	3-2*	W	66	3-8	@ OTT	1-4	L
11	11-3	ANA	2-1**	W	39	1-6	@ PIT	3-1	W	67	3-9	@ CHI	3-4	L
12	11-5	MTL	5-3	W	40	1-10	PHX	2-1**	W	68	3-11	NYI	4-3	W
13	11-6	WPG	3-0	W	41	1-12	OTT	0-3	L	69	3-13	CAR	4-2	W
14	11-9	@ OTT	3-2	W	42	1-14	@ TOR	3-0	W	70	3-15	PIT	2-5	L
15	11-11	CAR	5-1	W	43	1-15	@ MTL	1-4	L	71	3-17	COL	1-3	L
16	11-15	@ NYI	4-2	W	44	1-17	NSH	3-0	W	72	3-19	NJD	4-2	W
17	11-19	@ MTL	0-4	L	45	1-19	PIT	1-4	L	73	3-21	DET	2-1*	W
18	11-23	@ FLA	1-2	L	46	1-21	@ BOS	3-2*	W	74	3-23	BUF	1-4	L
19	11-25	@ WSH	6-3	W	47	1-24	WPG	3-0	W	75	3-24	@ TOR	4-3**	W
20	11-26	PHI	2-0	W	48	1-31	@ NJD	3-4**	OT	76	3-27	@ MIN	3-2	W
21	11-29	PIT	4-3	W	49	2-1	@ BUF	1-0**	W	77	3-28	@ WPG	4-2	W
22	12-1	@ CAR	5-3	W	50	2-5	PHI	5-2	W	78	3-30	MTL	4-1	W
23	12-3	@ TBL	4-2	W	51	2-7	NJD	0-1	L	79	4-1	BOS	1-2	L
24	12-5	TOR	2-4	L	52	2-9	TBL	4-3*	W	80	4-3	@ PHI	5-3	W
25	12-8	TBL	2-3**	OT	53	2-11	@ PHI	5-2	W	81	4-5	@ PIT	2-5	L
26	12-10	@ BUF	4-1	W	54	2-12	WSH	3-2	W	82	4-7	WSH	1-4	L
27	12-11	FLA	6-1	W	55	2-14	@ BOS	3-0	W					
28	12-13	DAL	0-1	L	56	2-16	CHI	2-4	L					

2012-13					2012-13 (CONT'D)					2012-13 (CONT'D)				
GAME	DATE	OPPONENT	SCORE	RESULT	GAME	DATE	OPPONENT	SCORE	RESULT	GAME	DATE	OPPONENT	SCORE	RESULT
1	1-19	@ BOS	1-3	L	17	2-23	@ MTL	0-3	L	33	3-28	@ OTT	0-3	L
2	1-20	PIT	3-6	L	18	2-26	WPG	3-4	L	34	3-30	@ MTL	0-3	L
3	1-23	BOS	4-3*	W	19	2-28	TBL	4-1	W	35	4-1	WPG	4-2	W
4	1-24	@ PHI	1-2	L	20	3-3	BUF	3-2**	W	36	4-3	PIT	6-1	W
5	1-26	TOR	5-2	W	21	3-5	PHI	4-2	W	37	4-5	@ PIT	1-2**	OT
6	1-29	PHI	2-1	W	22	3-7	@ NYI	2-1*	W	38	4-6	@ CAR	4-1	W
7	1-31	PIT	0-3	L	23	3-8	OTT	2-3	L	39	4-8	@ TOR	3-4	L
8	2-2	@ TBL	3-2	W	24	3-10	@ WSH	4-1	W	40	4-10	TOR	3-2**	W
9	2-5	@ NJD	1-3	L	25	3-12	@ BUF	1-3	L	41	4-13	@ NYI	1-0*	W
10	2-7	NYI	4-1	W	26	3-14	@ WPG	1-3	L	42	4-16	@ PHI	2-4	L
11	2-10	WSH	5-1	W	27	3-16	@ PIT	0-3	L	43	4-18	FLA	6-1	W
12	2-12	@ BOS	4-5**	W	28	3-18	CAR	2-1**	W	44	4-19	@ BUF	8-4	W
13	2-14	NYI	3-4**	OT	29	3-19	@ NJD	3-2	W	45	4-21	NJD	4-1	W
14	2-17	WSH	2-1	W	30	3-21	FLA	1-3	L	46	4-23	@ FLA	2-3	L
15	2-19	MTL	1-3	L	31	3-24	WSH	2-3**	OT	47	4-25	@ CAR	4-3*	W
16	2-21	@ OTT	2-3**	OT	32	3-26	@ PHI	5-2	W	48	4-27	NJD	4-0	W

\* Overtime  
\*\* Shootout

# ALL-TIME RESULTS GAME-BY-GAME

## 2013-14

GAME	DATE	OPPONENT	SCORE	RESULT
1	10-3	@ PHX	1-4	L
2	10-7	@ LAK	3-1	W
3	10-8	@ SJS	2-9	L
4	10-10	@ ANA	0-6	L
5	10-12	@ STL	3-5	L
6	10-16	@ WSH	2-0	W
7	10-19	@ NJD	0-4	L
8	10-24	@ PHI	1-2	L
9	10-26	@ DET	3-2*	W
10	10-28	MTL	0-2	L
11	10-29	@ NYI	3-2	W
12	10-31	BUF	2-0	W
13	11-2	CAR	5-1	W
14	11-4	ANA	1-1	L
15	11-6	PIT	5-1	W
16	11-7	@ CBJ	4-2	W
17	11-10	FLA	4-3	W
18	11-12	NJD	2-3	L
19	11-16	@ MTL	1-0	W
20	11-17	LAK	0-1	L
21	11-19	BOS	1-2	L
22	11-21	@ DAL	3-2	W
23	11-23	@ NSH	2-0	W
24	11-25	@ TBL	0-5	L
25	11-27	FLA	5-2	W
26	11-29	@ BOS	2-3	L
27	11-30	VAN	5-2	W
28	12-2	WPG	2-5	L

## 2013-14 (CONT'D)

GAME	DATE	OPPONENT	SCORE	RESULT
29	12-5	@ BUF	3-1	W
30	12-7	NJD	3-4*	OT
31	12-9	WSH	1-4	L
32	12-10	NSH	1-4	L
33	12-12	CBJ	2-4	L
34	12-15	CGY	4-3**	W
35	12-18	PIT	3-4**	OT
36	12-20	NYI	3-5	L
37	12-22	MIN	4-1	W
38	12-23	TOR	2-1**	W
39	12-27	@ WSH	2-3	L
40	12-29	@ TBL	4-3	W
41	12-31	@ FLA	2-1**	W
42	1-3	@ PIT	2-5	L
43	1-4	@ TOR	7-1	W
44	1-6	CBJ	3-4**	OT
45	1-8	@ CHI	3-2	W
46	1-10	DAL	3-2	W
47	1-12	PHI	4-1	W
48	1-14	TBL	1-2	L
49	1-16	DET	1-0	W
50	1-18	@ OTT	4-1	W
51	1-19	WSH	4-1	W
52	1-21	NYI	3-5	L
53	1-23	STL	1-2	L
54	1-26	@ NJD	7-3	W
55	1-29	@ NYI	2-1	W
56	1-31	NYI	4-1	W

## 2013-14 (CONT'D)

GAME	DATE	OPPONENT	SCORE	RESULT
57	2-4	COL	5-1	W
58	2-6	EDM	1-2	L
59	2-7	@ PIT	4-3**	W
60	2-27	CHI	2-1	W
61	3-1	@ PHI	2-4	L
62	3-2	BOS	3-6	L
63	3-5	TOR	2-3*	OT
64	3-7	@ CAR	4-2	W
65	3-9	DET	3-0	W
66	3-11	@ CAR	1-3	L
67	3-13	@ MIN	1-2	L
68	3-14	@ WPG	4-2	W
69	3-16	SJS	0-1	L
70	3-18	@ OTT	8-4	W
71	3-21	@ CBJ	3-1	W
72	3-22	@ NJD	2-0	W
73	3-24	PHX	4-3*	W
74	3-26	PHI	3-1	W
75	3-28	@ CGY	3-4	L
76	3-30	@ EDM	5-0	W
77	4-1	@ VAN	3-1	W
78	4-3	@ COL	2-3**	OT
79	4-5	OTT	2-3	L
80	4-8	CAR	4-1	W
81	4-10	BUF	2-1	W
82	4-12	@ MTL	0-1*	OT

## 2014-15

GAME	DATE	OPPONENT	SCORE	RESULT
1	10-9	@ STL	3-2	W
2	10-11	@ CBJ	2-5	L
3	10-12	TOR	3-6	L
4	10-14	NYI	3-6	L
5	10-16	CAR	2-1**	W
6	10-19	SJS	4-0	W
7	10-21	@ NJD	4-3*	W
8	10-25	@ MTL	1-3	L
9	10-27	MIN	5-4	W
10	11-1	WPG	0-1**	OT
11	11-3	STL	3-4**	OT
12	11-5	DET	4-3*	W
13	11-8	@ TOR	4-5	L
14	11-9	EDM	1-3	L
15	11-11	PIT	5-0	W
16	11-13	COL	3-4**	OT
17	11-15	@ PIT	2-3**	OT
18	11-17	TBL	1-5	L
19	11-19	PHI	2-0	W
20	11-23	MTL	5-0	W
21	11-26	@ TBL	3-4	L
22	11-28	@ PHI	3-0	W
23	11-29	PHI	5-2	W
24	12-1	TBL	3-6	L
25	12-6	@ DET	2-3	L
26	12-8	PIT	4-3*	W
27	12-13	@ VAN	5-1	W
28	12-14	@ EDM	2-0	W

## 2014-15 (CONT'D)

GAME	DATE	OPPONENT	SCORE	RESULT
29	12-16	@ CGY	5-2	W
30	12-20	@ CAR	3-2**	W
31	12-21	CAR	1-0	W
32	12-23	WSH	4-2	W
33	12-27	NJD	3-1	W
34	12-29	@ DAL	2-3	L
35	12-31	@ FLA	5-2	W
36	1-3	BUF	6-1	W
37	1-7	@ ANA	4-1	W
38	1-8	@ LAK	4-3	W
39	1-10	@ SJS	3-1	W
40	1-13	NYI	0-3	L
41	1-15	@ BOS	0-3	L
42	1-16	@ CBJ	2-1	W
43	1-18	@ PIT	5-2	W
44	1-20	OTT	3-2*	W
45	1-27	@ NYI	1-4	L
46	1-29	MTL	0-1	L
47	1-31	CAR	4-1	W
48	2-2	FLA	6-3	W
49	2-4	BOS	3-2	W
50	2-7	@ NSH	2-3	L
51	2-8	DAL	2-3*	OT
52	2-10	@ TOR	5-4	W
53	2-12	@ COL	6-3	W
54	2-14	@ ARI	5-1	W
55	2-16	@ NYI	6-5	W
56	2-19	VAN	4-5**	OT

## 2014-15 (CONT'D)

GAME	DATE	OPPONENT	SCORE	RESULT
57	2-20	@ BUF	3-1	W
58	2-22	CBJ	4-3**	W
59	2-24	CGY	1-0	W
60	2-26	ARI	4-3	W
61	2-28	@ PHI	2-4	L
62	3-2	NSH	4-1	W
63	3-4	@ DET	1-2*	OT
64	3-8	@ CHI	1-0*	W
65	3-10	@ NYI	2-1	W
66	3-11	@ WSH	3-1	W
67	3-14	@ BUF	2-0	W
68	3-15	FLA	2-1	W
69	3-18	CHI	0-1	L
70	3-21	@ CAR	3-2**	W
71	3-22	ANA	7-2	W
72	3-24	LAK	2-4	L
73	3-26	@ OTT	5-1	W
74	3-28	@ BOS	2-4	L
75	3-29	WSH	2-5	L
76	3-31	@ WPG	3-2	W
77	4-2	@ MIN	3-2	W
78	4-4	NJD	6-1	W
79	4-6	CBJ	4-3*	W
80	4-7	@ NJD	4-2	W
81	4-9	OTT	0-3	L
82	4-11	@ WSH	4-2	W

\* Overtime  
\*\* Shootout

ALL-TIME RESULTS GAME-BY-GAME

2015-16					2015-16 (CONT'D)					2015-16 (CONT'D)				
GAME	DATE	OPPONENT	SCORE	RESULT	GAME	DATE	OPPONENT	SCORE	RESULT	GAME	DATE	OPPONENT	SCORE	RESULT
1	10-7	@ CHI	3-2	W	29	12-9	@ VAN	1-0*	L	57	2-17	CHI	3-5	L
2	10-9	@ CBJ	4-2	W	30	12-11	@ EDM	5-7	L	58	2-18	@ TOR	4-2	W
3	10-10	CBJ	5-2	W	31	12-12	@ CGY	4-5*	OT	59	2-21	DET	1-0*	W
4	10-13	WPG	1-4	L	32	12-15	EDM	4-2	W	60	2-23	@ NJD	2-5	L
5	10-15	@ MTL	0-3	L	33	12-17	@ MIN	2-5	L	61	2-25	@ STL	2-1	W
6	10-18	NJD	1-2*	OT	34	12-18	@ WPG	2-5	L	62	2-27	@ DAL	3-2	W
7	10-19	SJS	4-0	W	35	12-20	WSH	3-7	L	63	2-29	CBJ	2-1	W
8	10-22	ARI	4-1	W	36	12-22	ANA	3-2*	W	64	3-3	@ PIT	1-4	L
9	10-24	@ PHI	2-3**	OT	37	12-28	@ NSH	3-5	L	65	3-4	@ WSH	3-2	W
10	10-25	CGY	4-1	W	38	12-31	@ TBL	5-2	W	66	3-6	NYI	4-6	L
11	10-30	TOR	3-1	W	39	1-2	@ FLA	0-3	L	67	3-8	@ BUF	4-2	W
12	11-3	WSH	5-2	W	40	1-5	DAL	6-2	W	68	3-12	@ DET	2-3*	OT
13	11-6	@ COL	2-1	W	41	1-9	WSH	3-4*	OT	69	3-13	PIT	3-5	L
14	11-7	@ ARI	4-1	W	42	1-11	BOS	2-1	W	70	3-16	@ ANA	2-1	W
15	11-10	CAR	3-0	W	43	1-14	@ NYI	1-3	L	71	3-17	@ LAK	3-4*	OT
16	11-12	STL	6-3	W	44	1-16	@ PHI	3-2**	W	72	3-19	@ SJS	1-4	L
17	11-14	@ OTT	2-1**	W	45	1-17	@ WSH	2-5	L	73	3-21	FLA	4-2	W
18	11-15	TOR	4-3	W	46	1-19	VAN	3-2*	W	74	3-23	BOS	5-2	W
19	11-19	@ TBL	1-2	L	47	1-22	@ CAR	4-1	W	75	3-26	@ MTL	5-2	W
20	11-21	@ FLA	5-4*	W	48	1-24	@ OTT	0-3	L	76	3-27	PIT	2-3*	OT
21	11-23	NSH	3-0	W	49	1-25	BUF	6-3	W	77	3-31	@ CAR	3-4	L
22	11-25	MTL	1-5	L	50	2-2	@ NJD	2-3	L	78	4-2	BUF	3-4	L
23	11-27	@ BOS	3-4	L	51	2-4	MIN	4-2	W	79	4-4	@ CBJ	4-2	W
24	11-28	PHI	0-3	L	52	2-6	@ PHI	3-2**	W	80	4-5	TBL	3-2	W
25	11-30	CAR	4-3	W	53	2-9	NJD	2-1	W	81	4-7	NYI	1-4	L
26	12-2	@ NYI	1-2**	OT	54	2-10	@ PIT	3-0	W	82	4-9	DET	3-2	W
27	12-3	COL	1-2	L	55	2-12	LAK	4-5*	OT					
28	12-6	OTT	4-1	W	56	2-14	PHI	3-1	W					

2016-17					2016-17 (CONT'D)					2016-17 (CONT'D)				
GAME	DATE	OPPONENT	SCORE	RESULT	GAME	DATE	OPPONENT	SCORE	RESULT	GAME	DATE	OPPONENT	SCORE	RESULT
1	10-13	NYI	5-3	W	29	12-9	@ CHI	1-0*	W	57	2-16	@ NYI	2-4	L
2	10-15	@ STL	2-3	L	30	12-11	NJD	5-0	W	58	2-19	WSH	2-1	W
3	10-17	SJS	7-4	W	31	12-13	CHI	1-2	L	59	2-21	MTL	2-3**	OT
4	10-19	DET	1-2	L	32	12-15	@ DAL	2-0	W	60	2-23	@ TOR	2-1**	W
5	10-22	@ WSH	4-2	W	33	12-17	@ NSH	2-1**	W	61	2-25	@ NJD	4-3*	W
6	10-23	ARI	3-2	W	34	12-18	NJD	3-2**	W	62	2-26	CBJ	2-5	L
7	10-26	BOS	5-2	W	35	12-20	@ PIT	2-7	L	63	2-28	WSH	1-4	L
8	10-28	@ CAR	2-3	L	36	12-23	MIN	4-7	L	64	3-2	@ BOS	2-1	W
9	10-30	TBL	6-1	W	37	12-27	OTT	4-3	W	65	3-4	MTL	1-4	L
10	11-1	STL	5-0	W	38	12-29	@ ARI	6-3	W	66	3-6	@ TBL	1-0*	W
11	11-3	EDM	5-3	W	39	12-31	@ COL	6-2	W	67	3-7	@ FLA	5-2	W
12	11-5	@ BOS	5-2	W	40	1-3	BUF	1-4	L	68	3-9	@ CAR	3-4	L
13	11-6	WPG	5-2	W	41	1-4	@ PHI	5-2	W	69	3-12	@ DET	4-1	W
14	11-8	VAN	3-5	L	42	1-7	@ CBJ	5-4	W	70	3-13	TBL	2-3	L
15	11-12	@ CGY	4-1	W	43	1-13	TOR	2-4	L	71	3-17	FLA	3-4**	OT
16	11-13	@ EDM	3-1	W	44	1-14	@ MTL	4-5	L	72	3-18	@ MIN	3-2	W
17	11-15	@ VAN	7-2	W	45	1-17	DAL	6-7	L	73	3-21	@ NJD	2-3*	OT
18	11-18	@ CBJ	2-4	L	46	1-19	@ TOR	5-2	W	74	3-22	NYI	2-3	L
19	11-20	FLA	2-3**	OT	47	1-22	@ DET	1-0*	W	75	3-25	@ LAK	3-0	W
20	11-21	@ PIT	5-2	W	48	1-23	LAK	3-2	W	76	3-26	@ ANA	3-6	L
21	11-23	PIT	1-6	L	49	1-25	PHI	0-2	L	77	3-28	@ SJS	4-5*	OT
22	11-25	@ PHI	3-2	W	50	1-31	CBJ	4-6	L	78	3-31	PIT	3-4**	OT
23	11-27	OTT	0-2	L	51	2-2	@ BUF	2-1*	W	79	4-2	PHI	4-3	W
24	11-29	CAR	3-2	W	52	2-5	CGY	4-3	W	80	4-5	@ WSH	0-2	L
25	12-1	@ BUF	3-4	L	53	2-7	ANA	4-1	W	81	4-8	@ OTT	1-3	L
26	12-3	CAR	4-2	W	54	2-9	NSH	4-3	W	82	4-9	PIT	3-2	W
27	12-6	@ NYI	2-4	L	55	2-11	COL	4-2	W					
28	12-8	@ WPG	2-1	W	56	2-13	@ CBJ	3-2	W					

\* Overtime  
\*\* Shootout



## ALL-TIME TRANSACTIONS

*Transactions listed here involve only direct trades with other teams that include players who played at least one NHL game with the Rangers, NHL Entry Draft Picks, or players who began their careers in the Rangers organization and made their NHL debut with another team. Also listed are NHL roster players obtained or lost on waivers, as well as players who joined or left the Rangers organization through the Inter-league, Intra-league, Dispersal, Expansion or Waiver Drafts, and players who signed as undrafted or unrestricted free agents and later played at least one NHL game for the Rangers.*

### 1926-27 SEASON

Aug. 14, 1926 – Clarence "Taffy" Abel signed as free agent.  
 Sept. 2, 1926 – Lorne Chabot, Ivan "Ching" Johnson, Murray Murdoch, Melville "Sparky" Vail, and Frank Waite signed as free agents.  
 Sept. 28, 1926 – Cash to Vancouver (WHL) for Frank Boucher.  
 Oct. 9, 1926 – Cash to Vancouver (WHL) for Reg Mackey.  
 Oct. 12, 1926 – Paul Thompson signed as free agent.  
 Oct. 18, 1926 – Cash to Saskatoon (WHL) for Bill Cook and Fred "Bun" Cook.  
 Oct. 19, 1926 – Cash to Edmonton (WHL) for Leroy Goldsworthy.  
 Oct. 25, 1926 – Cash to Vancouver (WHL) for Ollie Reinikka.  
 Oct. 27, 1926 – Cash to Calgary (WHL) for Hal Winkler.  
 Nov. 9, 1926 – Bill Boyd, Patsy Callighen, and Bud Maracle signed as free agents.  
 Nov. 23, 1926 – Stan Brown signed as free agent.  
 Jan. 17, 1927 – Hal Winkler to Boston for cash.  
 Jan. 24, 1927 – Cash to Toronto for Leo Bourgeault.

### 1927-28 SEASON

Aug. 22, 1927 – Alex "Peanuts" Gray signed as free agent.  
 Oct. 1, 1927 – Eric Pettinger to Toronto as compensation for the September signing of Harry "Yip" Foster, a restricted free agent whose territorial rights had been held by Maple Leafs.  
 Oct. 10, 1927 – Stan Brown to Detroit for Harry Meeking and Archie Briden.  
 Oct. 13, 1927 – Cash to N.Y. Americans for Laurie Scott.  
 Nov. 8, 1927 – Reg Mackey to Boston (Can-Am) for cash.  
 Nov. 11, 1927 – Ollie Reinikka to Stratford (Can-Pro) for cash.  
 April 10, 1928 – Cash to N.Y. Americans for loan of Joe Miller for remainder of season.

### 1928-29 SEASON

May 14, 1928 – Andy Aitkenhead claimed from Saskatoon (PCHL) and Gene Carrigan claimed from Hollywood (Cal-Pro) in Interleague Draft.  
 July 17, 1928 – Alex "Peanuts" Gray and cash to Toronto for Butch Keeling.  
 Oct. 1, 1928 – Myles Lane signed as free agent.  
 Oct. 16, 1928 – Art Chapman, Abbie Cox and Frank Waite to Providence (Can-Am) for cash.  
 Oct. 18, 1928 – Lorne Chabot and cash to Toronto for John Ross Roach.  
 Dec. 12, 1928 – Cash to Montreal Maroons for Russ Oatman.  
 Jan. 21, 1929 – Myles Lane to Boston for cash.  
 Feb. 14, 1929 – Cash to Montreal for loan of Gerry "Stub" Carson for remainder of season.  
 April 15, 1929 – Clarence "Taffy" Abel to Chicago for cash.

### 1929-30 SEASON

May 13, 1929 – Leo Quenneville claimed from Newark (Can-Am) in Interleague Draft. Bill Boyd assigned to Springfield (Can-Am) roster and claimed by N.Y. Americans in Interleague Draft.  
 Oct. 8, 1929 – Andy Aitkenhead to Portland (PCHL) for cash.  
 Oct. 18, 1929 – Laurie Scott to Duluth (AHA) for cash.  
 Oct. 30, 1929 – Russ Oatman to Hamilton (IHL) for cash.  
 Dec. 10, 1929 – Orville "Obs" Heximer signed as free agent.  
 Jan. 8, 1930 – Ralph Taylor claimed off waivers from Chicago.  
 Feb. 6, 1930 – Cash to N.Y. Americans for Leo Reise.  
 Feb. 14, 1930 – Harry "Yip" Foster and cash to Boston (Can-Am) for Bill Regan.  
 Feb. 17, 1930 – Cash to Philadelphia (Can-Am) for Frank Peters.

### 1930-31 SEASON

May 6, 1930 – Cash to Vancouver (PCHL) for Jack "Red" Beattie and Joe Jerwa.  
 Sept. 11, 1930 – Cash to London (IHL) for Eddie Rodden. Cash to Boston (Can-Am) for Frank Waite.  
 Oct. 14, 1930 – Leo Quenneville to London (IHL) for cash.  
 Oct. 22, 1930 – Leo Reise Sr. to London (IHL) for cash.  
 Oct. 27, 1930 – Ralph Taylor to Chicago (AHA) for cash. Sparky Vail to Providence (Can-Am) for cash.  
 Oct. 29, 1930 – Leroy Goldsworthy to London (IHL) for cash. Gord Pettinger signed as free agent.  
 Dec. 7, 1930 – Leo Bourgeault to Ottawa for cash.  
 Dec. 12, 1930 – Jack "Red" Beattie to Boston to resolve territorial dispute over signing of Beattie and Joe Jerwa on May 6, 1930, because Boston claimed rights to both players. Rangers allowed to retain Jerwa.  
 Jan. 1, 1931 – Cecil Dillon called up from Springfield and signed to first NHL contract.  
 Jan. 3, 1931 – Eddie Rodden to Pittsburgh (IHL) for cash. Cash to Vancouver (PCHL) for Sam McAdam. Cash to Tacoma (PCHL) for Ernest Kenny.

## ALL-TIME TRANSACTIONS

### 1931-32 SEASON

April 19, 1931 –	Cash to Portland (PCHL) for Andy Aitkenhead.
May 9, 1931 –	Earl Seibert and Ott Heller called up from Springfield and signed to first NHL contracts.
Aug. 20, 1931 –	Joe Jerwa and cash to Boston for Norm "Dutch" Gainor and Ossie Asmundson.
Sept. 27, 1931 –	Paul Thompson to Chicago for Art Somers and Vic Desjardins. Cliff Barton, Jim Jarvis, and Hib Milks claimed from Philadelphia in Dispersal Draft.
Oct. 19, 1931 –	Frank Peters to Detroit for cash.
Oct. 21, 1931 –	Frank Waite to Syracuse (IAHL) for cash.
Oct. 27, 1931 –	Gene Carrigan to Chicago for cash.

### 1932-33 SEASON

July 20, 1932 –	Cash to Montreal Maroons for Babe Siebert.
Aug. 22, 1932 –	Orville "Obs" Heximer to Boston for cash.
Oct. 4, 1932 –	Lorne Carr and cash to Buffalo (IHL) for Carl Voss.
Oct. 13, 1932 –	Clint Smith signed as free agent.
Oct. 25, 1932 –	John Ross Roach to Detroit for cash.
Dec. 11, 1932 –	Carl Voss to Detroit for cash.
Dec. 18, 1932 –	Norm "Dutch" Gainor to Ottawa for cash. Russ Blinco to Montreal Maroons for cash.
March 9, 1933 –	Cash to Vancouver (WCHL) for Jean Pusie.

### 1933-34 SEASON

April 8, 1933 –	Cash to Buffalo (IHL) for Lorne Carr.
Oct. 11, 1933 –	Gord Pettinger to Detroit for cash.
Dec. 18, 1933 –	Babe Siebert to Boston for Vic Ripley and Roy Burmeister.
Jan. 3, 1934 –	Cash to N.Y. Americans for Duke Dutkowski.
Jan. 30, 1934 –	Lorne Carr to Syracuse (IHL) for cash.
Feb. 3, 1934 –	Danny Cox signed as free agent.

### 1934-35 SEASON

April 11, 1934 –	Cash to Toronto for Alex Levinsky.
Sept. 27, 1934 –	Cash to Vancouver (NHL) for Charlie Mason.
Oct. 1, 1934 –	Ossie Asmundson to Detroit for cash.
Oct. 10, 1934 –	Jean Pusie to Boston for Percy Jackson.
Oct. 26, 1934 –	Bert Connelly signed as free agent.
Nov. 18, 1934 –	Percy Jackson to Boston for cash.
Nov. 29, 1934 –	Vic Ripley to St. Louis for cash.
Dec. 14, 1934 –	Cash to Montreal Maroons for Dave Kerr.
Dec. 23, 1934 –	Cash to Montreal Maroons for Harold Starr.
Jan. 16, 1935 –	Alex Levinsky to Chicago for cash.
Jan. 29, 1935 –	Cash to Montreal Maroons for loan of Bill MacKenzie for remainder of season.

### 1935-36 SEASON

May 11, 1935 –	Bobby Kirk claimed from Vancouver (NHL) in Interleague Draft.
Oct. 15, 1935 –	Glenn Brydson and Vern Ayres claimed from St. Louis in Dispersal Draft.
Oct. 18, 1935 –	Mac Colville, Neil Colville, Bert Gardiner, Babe Pratt, and Alex Shibicky signed as free agents.
Oct. 24, 1935 –	Joe Cooper signed as free agent.
Oct. 26, 1935 –	Cash to Montreal Maroons for Sammy McManus.
Oct. 27, 1935 –	Phil Watson signed as free agent.
Oct. 30, 1935 –	George Brown to Montreal Maroons for Eddie Wares.
Dec. 28, 1935 –	Ray Getliffe to Boston for cash.
Jan. 15, 1936 –	Earl Seibert to Chicago for Art Coulter.
Jan. 26, 1936 –	Glenn Brydson to Chicago for Howie Morenz.
Jan. 30, 1936 –	Harold Starr to Cleveland (IHL) for cash.

### 1936-37 SEASON

May 7, 1936 –	Murray Armstrong claimed off N.Y. Rovers roster by Toronto in Interleague Draft.
Sept. 1, 1936 –	Howie Morenz to Montreal for cash.
Sept. 2, 1936 –	Sammy McManus to Montreal for cash.
Sept. 10, 1936 –	Fred "Bun" Cook to Boston for cash.
Oct. 26, 1936 –	Murray "Muzz" Patrick signed as free agent.
Nov. 1, 1936 –	Joe Krol signed as free agent.
Dec. 9, 1936 –	Cliff Barton signed as free agent.

### 1937-38 SEASON

May 9, 1937 –	Norm Mann claimed from Syracuse (IAHL) in Interleague Draft.
Oct. 12, 1937 –	Cash to Vancouver (PCHL) for Bill Carse.
Jan. 17, 1938 –	Eddie Wares to Detroit for cash and loan of John Sherf for remainder of season.
Feb. 24, 1938 –	Wilbert "Dutch" Hiller signed as free agent.

## ALL-TIME TRANSACTIONS

### 1938-39 SEASON

Oct. 21, 1938 – Charlie Mason to Detroit for cash.  
 Nov. 15, 1938 – Norm Mann to Toronto for cash.  
 Jan. 16, 1939 – Joe Cooper to Chicago for Alex Levinsky and cash.

### 1939-40 SEASON

May 12, 1939 – Claimed Hal Cooper from Providence (AHL) in Interleague Draft.  
 May 17, 1939 – George Allen and Bill Carse to Chicago for cash. Cecil Dillon to Detroit for cash.  
 Oct. 13, 1939 – Johnny Polich signed as free agent.  
 Oct. 18, 1939 – Larry Molyneaux to Cleveland (AHL) for cash.  
 Oct. 23, 1939 – Stan Smith signed as free agent.  
 April 4, 1940 – Cliff Barton and Joe Krol to Hershey (AHL) for cash.

### 1940-41 SEASON

April 26, 1940 – Bert Gardiner and cash to Montreal for Claude Bourque.  
 Oct. 21, 1940 – Herb Foster and Bill Juzda signed as free agents.

### 1941-42 SEASON

April 8, 1941 – Wilbert "Dutch" Hiller claimed off waivers by Detroit.  
 June 27, 1941 – Norm Burns claimed from Minnesota (AHA), Scotty "Angus" Cameron claimed from Philadelphia (AHL), and Grant Warwick claimed from Hershey (AHL) in Interleague Draft.  
 Sept. 8, 1941 – Bill Allum, Murdo MacKay and Claude Bourque to Buffalo (AHL) for cash.  
 Sept. 9, 1941 – Herb Foster and Stan Smith to Cleveland (AHL) for cash.  
 Sept. 11, 1941 – Kilby MacDonald to Hershey (AHL) for cash. Norm Calladine to Providence (AHL) for cash. Johnny Polich to Pittsburgh (AHL) for cash.  
 Feb. 20, 1942 – Hub Macey signed as free agent.

### 1942-43 SEASON

Sept. 20, 1942 – Gordon Davidson and Bob Kirkpatrick signed as free agents.  
 Oct. 30, 1942 – Joe Bell, Lin Bend, Steve Buzinski, and Billy Gooden signed as free agents.  
 Nov. 4, 1942 – Cash to Montreal for Gus Mancuso.  
 Nov. 17, 1942 – Cash to New Haven (AHL) for Vic Myles.  
 Nov. 25, 1942 – Cash to Detroit for loan of Jimmy Franks for remainder of season.  
 Nov. 28, 1942 – Babe Pratt to Toronto for Hank Guldup and Dudley "Red" Garrett.  
 Jan. 17, 1943 – Cash to New Haven (AHL) for Joe Shack.  
 Jan. 25, 1943 – Cash to Cleveland (AHL) for loan of Bill Beveridge for remainder of season.  
 March 18, 1943 – Cash to Montreal for loan of Lionel Bouvrette for remainder of season.

### 1943-44 SEASON

May 8, 1943 – Gordie Bell claimed from Buffalo (AHL) in Interleague Draft.  
 Sept. 11, 1943 – Fred Hunt and Fred Thurier claimed from Brooklyn in Dispersal Draft.  
 Oct. 16, 1943 – Ken McAuley signed as free agent.  
 Oct. 19, 1943 – Clint Smith to Chicago for cash.  
 Oct. 20, 1943 – Jack McDonald and Don "Bones" Raleigh signed as free agents.  
 Oct. 21, 1943 – Art Strobel signed as free agent.  
 Oct. 25, 1943 – Billy Warwick signed as free agent.  
 Oct. 26, 1943 – Tommy Dewar, Archie Fraser, Max Labovitch, and Jack Mann signed as free agents.  
 Oct. 27, 1943 – Phil Watson loaned to Montreal for remainder of season for loan of Wilbert "Dutch" Hiller, Charlie Sands, and future considerations (loan of John Mahaffy and Fern Gauthier on Dec. 9, and loan of Tony Demers on Dec. 20.)  
 Nov. 23, 1943 – Roger Leger signed as free agent.  
 Nov. 25, 1943 – Red Garrett, Gord Bell and cash to Toronto for Bucko McDonald. Cash to Boston for Oscar Aubuchon, Ab DeMarco and Chuck Scherza.  
 Dec. 23, 1943 – Harry Lumley borrowed on loan from Detroit for balance of one game.  
 Dec. 24, 1943 – Hank Dyck signed as free agent.  
 Jan. 4, 1944 – Roger Leger, choice of Harry Taylor or John Horeck (Horeck chosen), and two-year loan of Gord Davidson to Montreal for Bob Dill.  
 Jan. 12, 1944 – Hub Macey, Nestor Lubeck and Spence Tatchell to Montreal for Kilby MacDonald.  
 Feb. 21, 1944 – Cash to Boston for Aldo Palazzari.

### 1944-45 SEASON

May 12, 1944 – Walt "Ants" Atanas claimed from Buffalo (AHL), Hal Cooper claimed from Providence (AHL) and Alex Ritson claimed from Indianapolis (AHL) in Interleague Draft.  
 Oct. 10, 1944 – Harry Bell and Len Wharton signed as free agents.  
 Nov. 25, 1944 – Cash to Boston for Guy Labrie. Cash and loan of Alex Ritson, Hal Cooper, and Art Strobel for remainder of season to Hershey (AHL) for Bill Moe.  
 Dec. 5, 1944 – Jim Drummond signed as free agent.  
 Jan. 13, 1945 – Jim Drummond to Hershey (AHL) for cash.

## ALL-TIME TRANSACTIONS

### 1945-46 SEASON

June 14, 1945 –	Tony Leswick claimed from Cleveland (AHL) in Interleague Draft.
Sept. 7, 1945 –	Joe Cooper claimed off waivers by Boston.
Oct. 15, 1945 –	Edgar Laprade signed as free agent.
Oct. 16, 1945 –	Chuck Rayner and Hal Brown signed as free agents.
Oct. 20, 1945 –	Hal Laycoe signed as free agent.
Nov. 19, 1945 –	Guy Labrie, Paul Courteau and Roland Forget to New Haven (AHL) for George Boothman and cash.
Nov. 25, 1945 –	Gord Davidson to Cleveland (AHL) for Harvey Fraser.
Jan. 28, 1946 –	Billy Gooden to New Haven (AHL) for Norm Larson.

### 1946-47 SEASON

Sept. 17, 1946 –	Cash to Boston for Jack Church.
Sept. 23, 1946 –	Hub Anslow, Jean Paul Denis, Jack Gordon, Larry Kwong, Jack Lancien, Fern Perrault, Chick Webster, and Sherman White signed as free agents.
Oct. 1, 1946 –	Hank Goldup to Cleveland (AHL) for cash.
Nov. 1, 1946 –	Cash to Chicago for Joe Cooper.
Feb. 7, 1947 –	Norm Burns to Cleveland (AHL) for cash.

### 1947-48 SEASON

May 5, 1947 –	Ab DeMarco and Joe Cooper to Cleveland (AHL) for cash.
Aug. 19, 1947 –	Hal Laycoe, Joe Bell, and George Robertson to Montreal for Buddy O'Connor, Frank Eddolls, and future considerations.
Oct. 6, 1947 –	Ed Slowinski and Wes Trainor signed as free agents.
Oct. 7, 1947 –	Hal Brown and Lin Bend to St. Paul (USHL) for cash.
Dec. 19, 1947 –	Church Russell to Cleveland (AHL) for George Johnston and cash.
Feb. 6, 1948 –	Grant Warwick to Boston for Billy Taylor and future considerations (Ray Manson and Pentti Lund sent to Rangers prior to start of 1948-49 season.)

### 1948-49 SEASON

April 26, 1948 –	Bill Juzda, Rene Trudell, Cal Gardner and Frank Mathers to Toronto for Moe Morris and Wally Stanowski.
Sept. 21, 1948 –	Bryan Hextall to Cleveland (AHL) for cash. Alan Kuntz to Springfield (AHL) for cash.
Oct. 7, 1948 –	"Sugar" Jim Henry to Chicago for Alex Kaleta and Emile Francis.
Dec. 9, 1948 –	Eddie Kullman, Moe Morris, future considerations (Ken "Buck" Davies in June 1949), cash, and the right to claim three amateurs in Rangers' territorial base to Providence (AHL) for Allan Stanley.

### 1949-50 SEASON

June 1949 –	Cash to Detroit for Bill McDonagh.
Aug. 16, 1949 –	Cash to Detroit for Bud Poile.
Oct. 7, 1949 –	Bill Moe, right to claim one of two specified amateurs in Rangers' territorial base (Lorne Ferguson), and cash to Boston for Pat Egan.
Dec. 22, 1949 –	Bud Poile to Boston for cash and future considerations (rights to an unnamed amateur in Bruins' territorial base.)

### 1950-51 SEASON

Aug. 16, 1950 –	Orville Lavell and Sheldon Bloomer to Providence (AHL) for Eddie Kullman.
Sept. 5, 1950 –	Wally Hergesheimer to Cleveland (AHL) for Bill Richardson, Neil Strain, Bob Jackson and Joe McArthur.
Sept. 20, 1950 –	Jean-Paul Lamirande, Steve Hrymnak and Sherman White to St. Louis (AHL) for cash.
Oct. 4, 1950 –	Reg Sinclair signed as free agent.
Oct. 16, 1950 –	Bing Juckes to Denver (USHL) for cash.
Nov. 16, 1950 –	Dunc Fisher and future considerations (loan of Alex Kaleta to Hershey) to Boston for Ed Harrison and Zelio Toppazzini.

### 1951-52 SEASON

May 14, 1951 –	Cash to Boston for Steve Kraftcheck and Ed Reigle.
May 14, 1951 –	Ed Reigle, Jack Gordon, Fern Perreault, Fred Shero, Armand Delmonte, future considerations (Pentti Lund) and cash to Cleveland (AHL) for Wally Hergesheimer and Hy Buller.
June 8, 1951 –	Tony Leswick to Detroit for Gaye Stewart.
Sept. 20, 1951 –	Gus Kyle, rights to Pentti Lund, and cash to Boston for Paul Ronty.
Oct. 5, 1951 –	Jim Ross signed as free agent.
Oct. 26, 1951 –	Jim Conacher claimed off waivers from Chicago.
Nov. 6, 1951 –	Ron Rowe to Sydney (MMHL) for cash.
Dec. 29, 1951 –	Future considerations (unnamed amateur to be transferred after season) to Chicago for Clare Martin.
Dec. 31, 1951 –	Zellio Toppazzini, Pat Egan, Jean-Paul Denis and future considerations to Providence (AHL) for Jack Stoddard.

### 1952-53 SEASON

Aug. 18, 1952 –	Reg Sinclair to Detroit for Leo Reise Jr.
Sept. 23, 1952 –	Joe Levandoski to Calgary (WHL) for cash.
Oct. 8, 1952 –	Frank Eddolls to Montreal for cash.
Nov. 24, 1952 –	Cash to Syracuse (AHL) for loan of Kelly Burnett for remainder of season.
Dec. 8, 1952 –	Gaye Stewart claimed off waivers by Montreal.
Dec. 30, 1952 –	Jim Conacher claimed off waivers by Montreal.
Jan. 10, 1953 –	Pete Babando claimed off waivers from Chicago.

## ALL-TIME TRANSACTIONS

### 1953-54 SEASON

- June 29, 1953 – Steve Kraftcheck and cash to Cleveland (AHL) for Bob Chrystal.
- June 30, 1953 – Cash to Chicago for Doug Bentley.
- July 20, 1953 – Emile Francis, Neil Strain, and cash to Cleveland (AHL) for Johnny Bower and Eldred Kobussen.
- Aug. 11, 1953 – Cash to Toronto for Max Bentley.
- Aug. 17, 1953 – Ed Slowinski and Pete Babando to Montreal for Ivan Irwin.
- Oct. 3, 1953 – Camille Henry called up from Quebec and signed to first NHL contract.
- Oct. 6, 1953 – Jack Stoddard to Cleveland (AHL) for Ike Hildebrand.
- Dec. 28, 1953 – Andy Bathgate's minor-league rights to Cleveland (AHL) for Glen Sonmor.
- Dec. 30, 1953 – Ike Hildebrand to Vancouver (WHL) for cash.
- Jan. 15, 1954 – Doug Bentley signed as free agent.

### 1954-55 SEASON

- July 20, 1954 – Cash to Toronto for Danny Lewicki.
- Nov. 15, 1954 – Glen Sonmor and Eric Pogue to Cleveland (AHL) for Andy Bathgate's minor-league rights and Vic Howe's minor-league rights.
- Nov. 23, 1954 – Allan Stanley, Nick Mickoski and future considerations (Rich Lamoureux) to Chicago for Bill Gadsby and Pete Conacher.
- Feb. 9, 1955 – Jack McLeod and cash to Vancouver (WHL) for Bill Ezinicki.
- Feb. 19, 1955 – Paul Ronty claimed off waivers by Montreal.

### 1955-56 SEASON

- April 27, 1955 – Cash to Victoria (WHL) for Andy Heberton.
- May 9, 1955 – Bill Ezinicki and cash to Providence (AHL) for Guy Gendron.
- May 31, 1955 – Ross Lowe claimed from Springfield (AHL) and Jim Bartlett claimed from Montreal (QHL) in Interleague Draft.
- Aug. 22, 1955 – Aggie Kukulowicz, Billy Dea and cash to Detroit for Dave Creighton and Bronco Horvath.
- Aug. 29, 1955 – Cash to Toronto for Tom McCarthy.
- Sept. 8, 1955 – Camille Henry to Rhode Island (AHL) for cash.
- March 22, 1956 – Gordie Bell signed as free agent.

### 1956-57 SEASON

- June 5, 1956 – Larry Cahan, Gerry Foley, and Parker MacDonald claimed from Pittsburgh (AHL), Bill Dobbyn claimed from Victoria (WHL), and Marcel Paille claimed from Chicoutimi (QHL) in Interleague Draft. Tom McCarthy and Bill McCreary claimed by Detroit in Interleague Draft.
- June 19, 1956 – Wally Hergesheimer to Chicago for George "Red" Sullivan.
- Aug. 9, 1956 – Pete Conacher to Buffalo (AHL) for Gord Pennell, loan of Chuck Blair, and cash.
- Sept. 28, 1956 – Gord Haworth to Victoria (WHL) for cash.
- Oct. 2, 1956 – Cash to Rhode Island (AHL) for Camille Henry.
- Oct. 30, 1956 – Bronco Horvath claimed off waivers by Montreal.

### 1957-58 SEASON

- June 4, 1957 – Phil Maloney claimed from Vancouver (WHL) in Interleague Draft. Bob Chrystal claimed off Brandon (WHL) roster by Chicago in Interleague Draft. Pete Conacher to Toronto for cash.
- June 5, 1957 – John Hanna claimed from Montreal in Intraleague Draft. Norm Johnson claimed by Boston in Intraleague Draft.
- June 6, 1957 – Ron Murphy to Chicago for Hank Ciesla.
- Aug. 24, 1957 – Johnny Bower to Cleveland (AHL) for Ed MacQueen and cash.
- Nov. 18, 1957 – Cash to Toronto for Pete Conacher.

### 1958-59 SEASON

- June 3, 1958 – Jack Bownass claimed from Montreal (AHL), Phil Maloney claimed from Providence (AHL), and Jack McLeod claimed from Saskatoon (WHL) in Interleague Draft.
- June 4, 1958 – Jack Evans claimed by Chicago in Intraleague Draft. Dave Creighton and Danny Lewicki claimed by Montreal in Intraleague Draft. Guy Gendron and Gordon Redahl claimed by Boston in Intraleague Draft.
- Sept. 26, 1958 – Eddie Shack called up Providence and signed to first NHL contract.
- Sept. 30, 1958 – Ken Yackel to Boston for cash.
- Dec. 9, 1958 – Wally Hergesheimer claimed off waivers by Montreal.
- Dec. 14, 1958 – Wally Hergesheimer claimed off waivers from Montreal.

### 1959-60 SEASON

- June 9, 1959 – Ed Hoekstra claimed from Calgary (WHL) in Interleague Draft. Gord Labossiere claimed off Saskatoon (WHL) roster by Detroit in Interleague Draft.
- June 10, 1959 – Brian Cullen claimed from Toronto, Ian Cushenan claimed from Chicago, and Irv Spencer claimed from Montreal in Intraleague Draft. Bruce Gamble claimed by Boston in Intraleague Draft.
- Aug. 3, 1959 – Aldo Guidolin's minor-league playing rights, cash, and future considerations (Ed Hoekstra) to Cleveland (AHL) for Art Stratton.
- Oct. 22, 1959 – Ivan Irwin to Buffalo (AHL) for cash.
- Oct. 26, 1959 – Hank Ciesla, Bill Kennedy and future considerations to Toronto for Noel Price.
- Feb. 19, 1960 – Loan of Ray Mikulan, cash, and future considerations to Chicago for loan of Al Rollins for remainder of season.
- March 2, 1960 – Jack McCartan signed as free agent.

## ALL-TIME TRANSACTIONS

### 1960-61 SEASON

June 7, 1960 –	Don Johns claimed from Winnipeg (WHL) in Interleague Draft. Billy McNeill claimed from Detroit, Ted Hampson claimed from Toronto, and Jim Morrison claimed from Chicago in Intraleague Draft. Jim Bartlett claimed by Boston, and Parker MacDonald claimed by Detroit in Intraleague Draft.
Aug. 11, 1960 –	Pete Conacher to Detroit for Barry Cullen.
Nov. 7, 1960 –	Eddie Shack to Toronto for Johnny Wilson and Pat Hannigan.
Nov. 28, 1960 –	Jim Morrison to Quebec (AHL) for cash.
Jan. 27, 1961 –	Cash to Springfield (AHL) for Floyd Smith.
Feb. 24, 1961 –	Brian Cullen claimed off waivers by Chicago.
March 10, 1961 –	Phil Latreille signed to tryout contract as free agent.

### 1961-62 SEASON

June 13, 1961 –	John Hanna and cash to Montreal for Al Langlois. Bill Gadsby to Detroit for Les Hunt and cash.
June 14, 1961 –	Lou Fontinato to Montreal as compensation for hiring Doug Harvey as player-coach. Vic Hadfield claimed from Chicago, and Jean-Guy Gendron claimed from Montreal in Intraleague Draft. Orland Kurtenbach claimed by Boston in Intraleague Draft. Dennis Olson claimed from Springfield (AHL) in Interleague Draft.
Aug. 1, 1961 –	Rod Gilbert called up from Guelph and signed first NHL contract.
Aug. 22, 1961 –	George Konik signed as free agent.
Feb. 3, 1962 –	Dave Dryden borrowed on loan from Toronto for balance of one game.
Feb. 6, 1962 –	Noel Price to Detroit for Pete Goegan and cash.

### 1962-63 SEASON

June 6, 1962 –	Bert Olmstead claimed from Toronto, and Bronco Horvath claimed from Chicago in Intraleague Draft. Jean Guy Gendron and Irv Spencer claimed by Boston in Intraleague Draft. Floyd Smith claimed by Detroit in Intraleague Draft.
Oct. 4, 1962 –	Marcel Pelletier signed as free agent.
Oct. 5, 1962 –	Pete Goegan to Detroit for Noel Price.
Jan. 19, 1963 –	Bronco Horvath claimed off waivers by Toronto.
Feb. 4, 1963 –	Dean Prentice to Boston for Don McKenney and option to add Dick Meissner at end of season (trade completed with Meissner joining Rangers on May 22, 1963.)

### 1963-64 SEASON

June 4, 1963 –	Gump Worsley, Dave Balon, Len Ronson and Leon Rochefort to Montreal for Jacques Plante, Don Marshall, and Phil Goyette. Gord Labossiere claimed from Sudbury (EPHL) in Interleague Draft. Art Stratton claimed off Buffalo (AHL) roster by Detroit in Interleague Draft. Adam Keller claimed off Vancouver (WHL) roster by Detroit in Interleague Draft. Ralph Keller claimed off Baltimore (AHL) roster by Montreal in Interleague Draft. Jack McCartan claimed off Los Angeles (WHL) roster by Chicago in Interleague Draft.
June 5, 1963 –	Val Fonteyne claimed from Detroit in Intraleague Draft. Andy Heberton claimed by Boston, and Ted Hampson claimed by Detroit in Intraleague Draft.
Sept. 20, 1963 –	Pat Hannigan to Portland (WHL) for Howie Glover.
Feb. 14, 1964 –	Al Langlois to Detroit for Ron Ingram.
Feb. 22, 1964 –	Andy Bathgate and Don McKenney to Toronto for Dick Duff, Bob Nevin, Bill Collins, Rod Seiling and Arnie Brown.

### 1964-65 SEASON

June 9, 1964 –	Bob Woytowich claimed from St. Paul (CHL), and Norm Johnson claimed from Baltimore (AHL) in Interleague Draft.
June 10, 1964 –	Howie Glover to Montreal for Ray Brunel and Bev Bell. Jim Mikol claimed from Boston, and Wayne Muloin claimed from Detroit in Intraleague Draft. Bob Woytowich claimed by Boston in Intraleague Draft. Keith Wright claimed from Montreal in Reverse Draft.
June 25, 1964 –	Duane Rupp and Ed Ehrenverth to Toronto for Lou Angotti and Ed Lawson.
Oct. 2, 1964 –	Ulf Sterner signed as free agent.
Dec. 21, 1964 –	Dick Duff and Dave McComb to Montreal for Billy Hicke and Jean-Guy Morrisette.
Feb. 3, 1965 –	Camille Henry, Billy Taylor, Don Johns and future considerations (Wally Chevrier) to Chicago for Doug Robinson, John Brenneman, and Wayne Hillman.
Feb. 9, 1965 –	Val Fonteyne claimed off waivers by Detroit.

### 1965-66 SEASON

May 18, 1965 –	Marcel Paille, Sandy McGregor, Aldo Guidolin, and future considerations (Jim Mikol) to Providence (AHL) for Ed Giacomin.
June 4, 1965 –	Dick Meissner, Dave Richardson, Tracy Pratt, and Mel Pearson to Chicago for Johnny McKenzie and Ray Cullen.
June 8, 1965 –	Earl Ingarfield, Gord Labossiere, Dave McComb, Noel Price, and cash to Montreal for Cesare Maniago and Gary Peters. Bill Knibbs claimed off waivers from Boston. Don Simmons claimed from Tulsa (CHL), Larry Mickey claimed from St. Louis (CHL), Keith Wright claimed from Omaha (CHL), and Ron Boehm claimed from Minneapolis (CHL) in Interleague Draft.
June 9, 1965 –	Earl Ingarfield claimed from Montreal in Intraleague Draft. Keith Wright claimed by Boston in Intraleague Draft. Danny Belisle claimed by Pittsburgh (AHL) in Reverse Draft. Bob Cunningham to Detroit for Dunc McCallum.
Jan. 7, 1966 –	Lou Angotti to Chicago for cash and future considerations.
Jan. 10, 1966 –	Johnny McKenzie to Boston for Reg Fleming.
Feb. 3, 1966 –	Wayne Muloin and Ron Hutchinson to Providence for Bob Blackburn.

## ALL-TIME TRANSACTIONS

### 1966-67 SEASON

- June 14, 1966 – Ted Taylor and future considerations (Gary Peters) to Montreal for Red Berenson.
- June 15, 1966 – Orland Kurtenbach claimed from Toronto, Max Mestinek and Brian Campbell claimed from Detroit, and Al MacNeil claimed from Montreal in Intraleague Draft. John Brenneman claimed by Toronto, Al Lebrun and Ray Cullen claimed by Detroit, and Mike McMahon claimed by Montreal in Intraleague Draft. Bob Cunningham claimed from Detroit in Reverse Draft.
- June 27, 1966 – Bernie Geoffrion claimed off waivers from Montreal.
- Oct. 1, 1966 – Bob Kabel's minor-league rights to California (WHL) for Gerry Brisson.

### 1967-68 SEASON

- June 6, 1967 – Cesare Maniago, Bill Collins, and Sandy Fitzpatrick claimed by Minnesota; Earl Ingarfield, Al MacNeil, Ken Schinkel, and Les Hunt claimed by Pittsburgh; Bill Hicke, Larry Cahan, Ron Boehm, and Bryan Hextall Jr. claimed by California; Terry Ball claimed by Philadelphia; Rod Seiling and Max Mestinek claimed by St. Louis; Wayne Rutledge, Ken Block, Bryan Campbell, Doug Robinson, and Marc Dufour claimed by Los Angeles in Expansion Draft. Bob Blackburn claimed by Buffalo (AHL) in Reverse Draft. Bob Plager, Gary Sabourin, Tim Ecclestone, and Gord Kannegiesser to St. Louis for Rod Seiling. Paul Andrea, George Konik, Dunc McCallum, and Frank Francis to Pittsburgh for Larry Jeffrey.
- June 16, 1967 – Trevor Fahey, Ken Turlick and Jim Murray to Los Angeles for Barclay Plager.
- Aug. 19, 1967 – Future considerations (Paul Shmyr) to Chicago for Camille Henry.
- Sept. 1, 1967 – Bob Kabel to Phoenix (WHL) for cash.
- Nov. 27, 1967 – Red Berenson and Barclay Plager to St. Louis for Ron Stewart and Ron Attwell.
- Dec. 14, 1967 – Larry Popein to Oakland for cash.

### 1968-69 SEASON

- May 14, 1968 – Cash to Oakland for Larry Popein.
- June 12, 1968 – Wayne Hillman, Joe Johnson and Dave Seguin to Minnesota for Dave Balon. Larry Hillman received from Toronto as compensation in lieu of cash for Maple Leafs' claiming of Larry Mickey in Intraleague Draft. Bill Plager claimed from Minnesota in Intraleague Draft and Hillman claimed by Minnesota as compensation for claiming of Plager. Jacques Plante claimed by St. Louis in Intraleague Draft. Bob Blackburn claimed by Buffalo (AHL), and Gord Vejprava claimed by Seattle (WHL) in Reverse Draft.
- June 13, 1968 – Camille Henry, Bill Plager, and Robbie Irons to St. Louis for Don Caley and Wayne Rivers.
- June 24, 1968 – Walter Tkaczuk called up from Kitchener and signed to first NHL contract.
- August 1968 – Cash to Buffalo (AHL) for Bob Blackburn.
- Sept. 13, 1968 – Cash to Oakland for Ron Boehm.
- December 1968 – Cash to Buffalo (AHL) for Guy Trotter.

### 1969-70 SEASON

- June 6, 1969 – Reg Fleming to Philadelphia for Leon Rochefort and option to purchase an unprotected player following Intraleague Draft (Don Blackburn.)
- June 9, 1969 – Leon Rochefort and Dennis Hextall to Los Angeles for Real Lemieux.
- June 10, 1969 – Harry Howell to Oakland for cash. Phil Goyette to St. Louis for 1969 first-round draft pick (Andre Dupont.)
- June 11, 1969 – Forbes Kennedy received from Pittsburgh as compensation in lieu of cash for Penguins' claiming of Bob Blackburn in Intraleague Draft.
- June 12, 1969 – Gary Kurt claimed by Cleveland (AHL), Bill Orr claimed by Rochester (AHL), and Kevin O'Shea claimed by San Diego (WHL) in Reverse Draft.
- June 20, 1969 – Larry Jeffrey to Detroit for Terry Sawchuk and Sandy Snow.
- July 3, 1969 – Don Caley and Sandy Snow to Phoenix (WHL) for Peter McDuffe.
- Oct. 13, 1969 – Ron Ingram to Seattle (WHL) for cash.
- Nov. 17, 1969 – Sheldon Kannegiesser loaned to St. Louis for loan of Larry Hornung for remainder of season.
- Feb. 27, 1970 – Real Lemieux and Juha Widing to Los Angeles for Ted Irvine.
- March 3, 1970 – Future considerations (Denis Dupere) to Toronto for Tim Horton.

### 1970-71 SEASON

- June 9, 1970 – Gerry Lemire claimed from St. Louis in Intraleague Draft. Guy Trotter claimed by Toronto, and Kevin Morrison claimed by Detroit in Intraleague Draft.
- June 10, 1970 – Don Marshall and Allan Hamilton claimed by Buffalo, and Orland Kurtenbach claimed by Vancouver in Expansion Draft.
- Oct. 31, 1970 – Larry Brown to Detroit for Pete Stelmowski.
- Nov. 10, 1970 – Don Luce to Detroit for Steve Andrascik.
- Jan. 26, 1971 – Syl Apps Jr. and future considerations (Sheldon Kannegiesser) to Pittsburgh for Glen Sather.
- Feb. 1, 1971 – Arnie Brown, Mike Robitaille, and Tom Miller to Detroit for Larry Brown and Bruce MacGregor.
- March 2, 1971 – Jim Krulicki and cash to Detroit for Dale Rolfe.



## ALL-TIME TRANSACTIONS

### 1971-72 SEASON

May 20, 1971 –	Bob Jones to Salt Lake (WHL) for Rick Charron.
May 26, 1971 –	Bob Nevin to Minnesota for future considerations pending outcome of June 8 Intraleague Draft (Bobby Rousseau.) Peter McDuffe to St. Louis for 1971 first-round draft pick (Steve Vickers.)
June 6, 1971 –	Wayne Rivers to Los Angeles for Mike McMahon.
June 8, 1971 –	Larry Brown claimed by Philadelphia, Mike Parizeau claimed by St. Louis, and Tim Horton claimed by Pittsburgh in Intraleague Draft. Ron Boehm claimed by Cleveland (AHL) in Reverse Draft.
June 14, 1971 –	Release of territorial rights to Glenn Patrick to St. Louis for cash.
Nov. 15, 1971 –	Jack Egers, Andre Dupont, Mike Murphy, and future considerations to St. Louis for Gene Carr, Jim Lorentz, and Wayne Connelly.
Nov. 16, 1971 –	Dave Balon, Wayne Connelly, and Ron Stewart to Vancouver for Gary Doak and Jim Wiste.
Jan. 13, 1972 –	Jim Lorentz to Buffalo for future considerations (1972 second-round draft pick -- Larry Sacharuk.)
Feb. 20, 1972 –	Pierre Jarry to Toronto for Jim Dorey.
March 5, 1972 –	Cash and loan of Mike McMahon for the remainder of the season to Vancouver for Ron Stewart. Cash to Buffalo for Phil Goyette.

### 1972-73 SEASON

May 24, 1972 –	Steve Durbano to St. Louis for future considerations following Intraleague Draft (Peter McDuffe and Curt Bennett on June 7, 1972) and to settle future considerations from teams' Nov. 15, 1971, trade.
May 25, 1972 –	Gary Doak and Rick Newell to Detroit for Joe Zanusso and 1972 first-round pick (Al Blanchard.)
June 6, 1972 –	Norm Gratton and Morris Stefanini claimed by Atlanta, and Bryan Lefley claimed by N.Y. Islanders in Expansion Draft. Don Blackburn claimed off Providence (AHL) roster by N.Y. Islanders in Interleague Draft.
June 16, 1972 –	Bill Hogaboam to Atlanta for Bill Heindl.
October 1972 –	J. Bob Kelly to Rochester (AHL) for cash.
Nov. 14, 1972 –	Ron Stewart to N.Y. Islanders for cash.
Nov. 29, 1972 –	Curt Bennett to Atlanta for Ron Harris.
March 2, 1973 –	Ab DeMarco Jr. to St. Louis for Mike Murphy. Future considerations (Steve Andrascik) to Pittsburgh for Sheldon Kannegiesser.
March 4, 1973 –	Cash and future considerations (Dave Hrechkosy and Gary Coalter) to California for Bert Marshall.

### 1973-74 SEASON

June 12, 1973 –	Bert Marshall claimed by N.Y. Islanders in Intraleague Draft.
June 14, 1973 –	Gene Sobchuk claimed by Seattle (WHL), Wendell Bennett claimed by Phoenix (WHL), and Bob Craig claimed by Providence (AHL) in Reverse Draft.
July 1973 –	Bill Knibbs and cash to Rochester (AHL) for J. Bob Kelly.
Sept. 8, 1973 –	J. Bob Kelly to St. Louis for Norm Dennis and Don Borgeson.
Oct. 28, 1973 –	Glen Sather and Rene Villemure to St. Louis for Jack Egers.
Nov. 30, 1973 –	Mike Murphy, Tommy Williams, and Sheldon Kannegiesser to Los Angeles for Gilles Marotte and Real Lemieux.
Jan. 21, 1974 –	Real Lemieux to Buffalo for Paul Curtis.
Feb. 15, 1974 –	Gene Carr to Los Angeles for future considerations (1977 first-round pick -- Ron Duguay.)
Feb. 28, 1974 –	Claude Houde to Detroit for Brian Lavender.

### 1974-75 SEASON

May 28, 1974 –	Vic Hadfield to Pittsburgh for Nick Beverley.
June 10, 1974 –	Walt McKechnie received from California as compensation in lieu of cash for Seals' claiming of Jim Neilson in Intraleague Draft.
June 12, 1974 –	Peter McDuffe and Doug Horbul claimed by Kansas City, and Jack Egers claimed by Washington in Expansion Draft. Walt McKechnie to Boston for Derek Sanderson.
July 29, 1974 –	Andre Peloffy to Washington for cash.
Aug. 29, 1974 –	Larry Sacharuk and 1977 first-round pick (later returned) to St. Louis for Greg Polis.
Sept. 23, 1974 –	Brian Lavender to California for Hartland Monahan.
Oct. 29, 1974 –	Rod Seiling claimed off waivers by Washington.
Feb. 15, 1975 –	Dunc Wilson claimed off waivers from Toronto.

### 1975-76 SEASON

June 17, 1975 –	Dale Lewis claimed from Los Angeles in Intraleague Draft. Hartland Monahan claimed by Washington in Intraleague Draft.
June 18, 1975 –	Ted Irvine, Bert Wilson, and Jerry Butler to St. Louis for John Davidson and Bill Collins.
Sept. 9, 1975 –	Curt Ridley to Atlanta for Jerry Byers.
Sept. 20, 1975 –	Bob McMillan and future considerations to St. Louis for Larry Sacharuk.
Oct. 28, 1975 –	Gilles Villemure to Chicago for Doug Jarrett.
Oct. 30, 1975 –	Derek Sanderson and settlement of future considerations from Sept. 20, 1975, trade to St. Louis for return of Rangers' 1977 first-round pick.
Oct. 31, 1975 –	Ed Giacomin claimed off waivers by Detroit.
Nov. 7, 1975 –	Brad Park, Jean Ratelle, and Joe Zanusso traded to Boston for Phil Esposito and Carol Vadnais.
Nov. 14, 1975 –	Cash to Boston for Al Simmons.
March 24, 1976 –	Signed Gilles Gratton as free agent.

## ALL-TIME TRANSACTIONS

### 1976-77 SEASON

- May 26, 1976 – Rick Middleton to Boston for Ken Hodge.
- May 28, 1976 – John Campbell to Los Angeles for Mark Heaslip.
- June 30, 1976 – Cash and an agreement to play two future preseason games against Whalers to New England (WHA) for Nick Fotiu, enabling Fotiu to sign first NHL contract with Rangers.
- Oct. 8, 1976 – Dunc Wilson to Pittsburgh for cash and future considerations (1978 fourth-round pick – Dave Silk.)
- Oct. 11, 1976 – Gilles Marotte claimed off waivers by St. Louis.
- Nov. 11, 1976 – Bill Fairbairn and Nick Beverley to Minnesota for Bill Goldsworthy.
- Jan. 30, 1977 – Signed Dave Tatar to first NHL contract.
- March 15, 1977 – Signed Hardy Astrom to first NHL contract.

### 1977-78 SEASON

- Aug. 31, 1977 – Future considerations (1978 third-round pick –Dean Turner) from Los Angeles as compensation for the signing of restricted free agent Pete Stelmowski.
- Oct. 4, 1977 – Don Awrey signed as unrestricted free agent.
- Oct. 10, 1977 – Wayne Thomas claimed from Toronto in Waiver Draft.
- Oct. 12, 1977 – Lindsay Middlebrook and Bud Stefanski signed as free agents.
- Dec. 5, 1977 – Bill Goldsworthy to Indianapolis (WHA) for Frank Spring and future considerations.
- Dec. 19, 1977 – Dallas Smith signed as unrestricted free agent.
- March 20, 1978 – Ulf Nilsson and Anders Hedberg signed as free agents for 1978-79 Season.

### 1978-79 SEASON

- May 22, 1978 – Tim Bothwell signed as free agent.
- June 2, 1978 – 1978 first-round pick (Ken Linseman) and cash to Philadelphia for right to hire Fred Shero as head coach and general manager.
- July 17, 1978 – Dean Talafoos and Frank Beaton signed as free agents.
- Oct. 1, 1978 – Bobby Sheehan signed as free agent.
- Oct. 9, 1978 – Pierre Plante claimed from Detroit, and Mike Korney claimed from Montreal in Waiver Draft. Dan Newman sent to Montreal in lieu of cash as compensation for claiming of Korney.
- Oct. 13, 1978 – Jeff McDill signed as free agent.
- Nov. 13, 1978 – Don Awrey to Colorado for cash.
- Jan. 15, 1979 – Greg Polis claimed off waivers by Washington.
- March 12, 1979 – Future considerations (1979 third-round pick, Jacques Cloutier, and 1980 third-round pick, Sean McKenna) to Buffalo for Jocelyn Guevremont.

### 1979-80 SEASON

- June 9, 1979 – Jim Mayer claimed from Edmonton, and Warren Miller claimed from Hartford in Reclaim Draft.
- June 13, 1979 – Dave Farrish claimed by Quebec, Nick Fotiu claimed by Hartford, Lindsay Middlebrook claimed by Winnipeg, and Pierre Plante claimed by Quebec in Expansion Draft.
- July 2, 1979 – Hardy Astrom to Detroit for Bill Lochead.
- July 25, 1979 – Wayne Dillon to Winnipeg for future considerations.
- Oct. 11, 1979 – Mike Backman and Chris Kotsopoulos signed as free agents.
- Oct. 12, 1979 – Bud Stefanski to Winnipeg for cash and future considerations.
- Nov. 2, 1979 – Pat Hickey, Lucien DeBlois, Mike McEwen, Dean Turner, and future considerations (the Nov. 12, 1979, loan of Dennis Owchar and Larry Skinner to New Haven (AHL) in exchange for Bobby Sheehan as well as Bobby Crawford on Jan. 15, 1980) for Barry Beck.
- Nov. 16, 1979 – Bobby Crawford signed as free agent.
- March 3, 1980 – Dave Silk signed to first NHL contract.
- March 11, 1980 – Don Murdoch to Edmonton for Cam Connor and Edmonton's choice of 1980 or 1981 third-round pick (Oilers opted for 1981, and Rangers selected Peter Sundstrom.)

### 1980-81 SEASON

- Aug. 7, 1980 – Warren Miller to Hartford for cash.
- Sept. 16, 1980 – Gary Burns signed as free agent.
- Nov. 11, 1980 – Mario Marois and Jim Mayer to Vancouver for Jere Gillis and Jeff Bandura.
- Nov. 18, 1980 – Frank Beaton to Calgary for Dale Lewis.
- Dec. 12, 1980 – Gerry McDonald signed as free agent.
- Jan. 15, 1981 – Future considerations (1981 fifth-round pick – Bill Maguire) to Hartford for Nick Fotiu.
- March 8, 1981 – Peter Wallin signed as free agent.
- March 10, 1981 – Ray Markham to Edmonton for John Hughes.

## ALL-TIME TRANSACTIONS

### 1981-82 SEASON

Sept. 8, 1981 –	Doug Soetaert to Winnipeg for future considerations (1983 third-round pick – Vesa Salo.) Mikko Leinonen signed as free agent.
Oct. 2, 1981 –	Chris Kotsopoulos, Doug Sulliman, and Gerry McDonald to Hartford for Mike Rogers and future considerations (1982 10th-round pick – Simo Saarinen.)
Oct. 5, 1981 –	Mike McDougal claimed by Hartford in Waiver Draft.
Oct. 16, 1981 –	Future considerations (1982 fifth-round pick -- Sylvain Charland) to Toronto for Pat Hickey.
Oct. 30, 1981 –	Cash to Minnesota for Tom Youngmans.
Dec. 11, 1981 –	Lance Nethery to Edmonton for Ed Mio.
Dec. 30, 1981 –	Jere Gillis and Dean Talafous to Quebec for Robbie Ftorek and future considerations (1982 eighth-round pick – Brian Glynn.) (NOTE: Talafous refused to report to Quebec and retired. The trade was allowed to stand, pending arbitration, and on March 8, 1981, an NHL arbitrator awarded Pat Hickey to Quebec to replace Talafous.)
Jan. 29, 1982 –	Future considerations (1983 10th-round pick – Reine Karlsson) to Hartford for Rob McClanahan.

### 1982-83 SEASON

June 30, 1982 –	George McPhee signed as free agent.
July 7, 1982 –	Grant Ledyard signed as free agent.
July 21, 1982 –	Steve Richmond signed as free agent.
Aug. 24, 1982 –	Dan McCarthy to Minnesota for Shawn Dineen.
Oct. 1, 1982 –	Ed Hospodar to Hartford for Kent-Erik Andersson.
Oct. 4, 1982 –	Tim Bothwell to St. Louis in lieu of cash as compensation for Rangers' claiming of Bill Baker from St. Louis in Waiver Draft. Graeme Nicolson received from New Jersey as compensation in lieu of cash for Devils' claiming of Carol Vadnais in Waiver Draft.
Oct. 5, 1982 –	Vaclav Nedomansky signed as free agent.
Oct. 6, 1982 –	Vaclav Nedomansky claimed by St. Louis off waivers.
Jan. 4, 1983 –	Andre Dore and future considerations to St. Louis for Glen Hanlon and Vaclav Nedomansky.
Jan. 13, 1983 –	Rick Chartraw claimed off waivers from Los Angeles.

### 1983-84 SEASON

May 25, 1983 –	Ron Scott signed as free agent.
June 14, 1983 –	Ron Duguay, Eddie Johnstone, and Ed Mio to Detroit for Willie Huber, Mark Osborne, and Mike Blaisdell.
Sept. 12, 1983 –	Steve Martinson signed as free agent.
Sept. 13, 1983 –	Pierre Larouche signed as free agent.
Oct. 5, 1983 –	Dave Silk to Boston for Dave Barr.
Feb. 27, 1984 –	Scot Kleinendorst to Hartford for Blaine Stoughton.
March 5, 1984 –	Dave Barr, future considerations (1984 third-round pick – Alan Perry), and cash to St. Louis for Larry Patey and Bob Brooke. James Patrick signed to first NHL contract.

### 1984-85 SEASON

May 23, 1984 –	Rob McClanahan to Detroit for future considerations.
Sept. 5, 1984 –	Steve Weeks to Hartford for future considerations (1986 third-round pick, Shaun Clouston.)
Oct. 9, 1984 –	Andre Dore claimed from Quebec in Waiver Draft.
Dec. 6, 1984 –	Dave Maloney and Chris Renaud to Buffalo for Steve Patrick and Jim Wiemer.

### 1985-86 SEASON

Sept. 3, 1985 –	Tony Feltrin signed as free agent.
Sept. 15, 1985 –	Jay Caulfield signed as free agent.
Oct. 6, 1985 –	Terry Kleisinger signed as free agent.
Oct. 7, 1985 –	Mike Blaisdell claimed by Pittsburgh in Waiver Draft.
Dec. 9, 1985 –	1986 second-round pick (Neil Wilkinson) and 1987 fourth-round pick (John Weisbrod) to Minnesota for Roland Melanson. Melanson and Grant Ledyard then traded to Los Angeles for Brian MacLellan and 1987 fourth-round pick (Mike Sullivan.)
Dec. 19, 1985 –	Mike Rogers to Edmonton for Larry Melnyk and Todd Strueby.
Dec. 23, 1985 –	Steve Richmond to Detroit for Mike McEwen.
Feb. 6, 1986 –	Steve Patrick to Quebec for Wilf Paiement.
March 11, 1986 –	Mike McEwen to Hartford for Bob Crawford. Nick Fotiu to Calgary for future considerations.

## ALL-TIME TRANSACTIONS

### 1986-87 SEASON

- May 22, 1986 – Ken Duggan signed as free agent.
- July 24, 1986 – Doug Soetaert signed as free agent.
- July 29, 1986 – Glen Hanlon, 1987 third-round pick (Dennis Holland), and 1988 third-round pick (Guy Dupuis) to Detroit for Kelly Kisio, Lane Lambert, Jim Leavins, and 1988 fifth-round pick (later traded to Winnipeg.)
- Aug. 15, 1986 – Mike Donnelly and Mike Siltala signed as free agents.
- Aug. 18, 1986 – Mike Allison to Toronto for Walt Poddubny.
- Sept. 8, 1986 – Brian MacLellan to Minnesota for 1987 third-round pick (Simon Gagne.) Norm MacIver signed as free agent.
- Sept. 10, 1986 – Lucie DeBlois signed as free agent.
- Sept. 11, 1986 – Paul Fenton signed as free agent.
- Oct. 2, 1986 – Reijo Ruotsalainen, Ville Kentala, Clark Donatelli, and Jim Wiemer to Edmonton for Mike Golden, future considerations (Miloslav Horava), and additional compensation if Ruotsalainen played at least one game for Oilers (Stu Kulak.)
- Oct. 6, 1986 – Wilf Paiement claimed by Buffalo in Waiver Draft.
- Oct. 24, 1986 – Mark Pavelich to Minnesota for future considerations (1988 fourth-round pick, later traded back to Minnesota on Nov. 13, 1986.)
- Nov. 13, 1986 – Bob Brooke and return of Minnesota's 1988 fourth-round pick (Jeffrey Stoltz) for Curt Giles, Tony McKegney, and 1988 second-round pick (Troy Mallette.)
- Dec. 18, 1986 – Kjell Samuelsson and 1989 second-round pick (Patrik Juhlin) to Philadelphia for Bob Froese.
- Jan. 1, 1987 – Mike Ridley, Kelly Miller, and Bob Crawford to Washington for Bobby Carpenter and 1989 second-round pick (Jason Prosofsky.)
- Jan. 9, 1987 – Mark Tinordi signed as free agent.
- Jan. 20, 1987 – Brad Maxwell claimed on waivers from Vancouver.
- Jan. 21, 1987 – Chris Kontos to Pittsburgh for Ron Duguay.
- Feb. 21, 1987 – Brad Maxwell to Minnesota for future considerations (cash.)
- March 5, 1987 – Lane Lambert to Quebec for Pat Price. Mark Osborne to Toronto for Jeff Jackson, 1989 third-round pick (Rob Zamuner), and future considerations (right to negotiate with unsigned Toronto draft pick Vladimir Ruzicka to determine if Ruzicka was willing to play for Rangers.)
- March 10, 1987 – Bobby Carpenter and Tom Laidlaw to Los Angeles for Marcel Dionne, Jeff Crossman, and 1989 third-round pick (later traded to Minnesota.) Raimo Helminen to Minnesota for future considerations.

### 1987-88 SEASON

- May 29, 1987 – Tony McKegney and Rob Whistle to St. Louis for Bruce Bell, 1988 fourth-round pick (later returned), and future considerations (return of pick to St. Louis.) Signed Simon Wheeldon and Jim Latos as free agents.
- June 8, 1987 – 1988 fifth-round pick (Benoit Lebeau) and 1989 third-round pick (Denny Felsner) to Winnipeg for Brian Mullen and 1987 10th-round pick (Brett Barnett.)
- June 18, 1987 – 1988 first-round pick (Daniel Dore) and cash to Quebec for coaching rights to Michel Bergeron.
- July 21, 1987 – Cash to Philadelphia for Jeff Brubaker.
- Aug. 10, 1987 – Signed Peter Laviolette as free agent.
- Aug. 27, 1987 – Peter Sundstrom to Washington for 1988 fifth-round pick (Martin Bergeron.)
- Sept. 8, 1987 – Pat Price to Minnesota for Willi Plett.
- Sept. 11, 1987 – Signed Dave Pichette as free agent.
- Sept. 30, 1987 – Jeff Jackson and Terry Carkner to Quebec for John Osgoodnick and David Shaw.
- Oct. 5, 1987 – Willi Plett claimed by Boston in Waiver Draft.
- Oct. 6, 1987 – Jeff Caulfield and Dave Gagner to Minnesota for Paul Boutilier.
- Oct. 23, 1987 – Future considerations (1988 fourth-round pick -- Jaan Luik) to St. Louis for Jim Pavese.
- Nov. 4, 1987 – Willie Huber and Larry Melnyk to Vancouver for Michel Petit.
- Nov. 7, 1987 – Jim Leavins to Calgary for Don Mercier.
- Nov. 20, 1987 – Curt Giles to Minnesota for Byron Lomow and future considerations.
- Dec. 16, 1987 – Paul Boutilier to Winnipeg for future considerations (1989 fifth-round pick - Aaron Miller.)
- Dec. 31, 1987 – Mike Donnelly and 1988 fifth-round pick (Alexander Mogilny) for Paul Cyr and 1988 10th-round pick (Eric Fenton.)
- Jan. 21, 1988 – Mike Siltala and Gord Walker to Los Angeles for Joe Paterson.
- Jan. 27, 1988 – Montreal's option to exchange 1989 first-round picks (Canadiens exercised option and selected Lindsay Vallis, while Rangers selected Steven Rice) for Chris Nilan.
- Feb. 1, 1988 – Todd Elik signed as free agent.
- Feb. 22, 1988 – Ron Duguay to Los Angeles for Mark Hardy.
- Feb. 23, 1988 – Brian Leetch signed to first NHL contract.
- Feb. 28, 1988 – Mike Richter signed to first NHL contract.
- March 8, 1988 – Jim Pavese to Detroit for future considerations (1990 fifth-round pick that was later returned to Detroit.)

## ALL-TIME TRANSACTIONS

### 1988-89 SEASON

June 13, 1988 –	Mark Hardy to Minnesota for future considerations (1989 third-round pick – Louie DeBrusk.)
July 14, 1988 –	Doug Wickenheiser signed as free agent.
Sept. 26, 1988 –	Signed Guy Lafleur as free agent.
Aug. 1, 1988 –	Walt Poddubny, Jari Gronstrand, Bruce Bell, and 1989 fourth-round pick (Eric Dubois) to Quebec for Normand Rochefort and Jason Lafreniere.
Aug. 22, 1988 –	Tony Granato signed to first NHL contract.
Sept. 28, 1988 –	Chris Jensen to Philadelphia for Michael Boyce.
Oct. 3, 1988 –	Claimed Craig Redmond from Edmonton in Waiver Draft.
Oct. 11, 1988 –	Mark Tinordi, Paul Jerrard, Mike Sullivan, Bret Barnett, and 1989 third-round pick (Murray Garbutt) to Minnesota for Brian Lawton, Igor Liba, and Rick Bennett.
Oct. 27, 1988 –	Jeff Crossman to Edmonton for Ron Shudra.
Nov. 1, 1988 –	Ken Hammond claimed off waivers from Edmonton. Craig Redmond claimed off waivers by Edmonton.
Dec. 9, 1988 –	Larry Bernard and 1989 fifth-round pick (Rhys Hollyman) to Minnesota for Mark Hardy.
Dec. 12, 1988 –	Igor Liba, Michael Boyce, Todd Elik, and future considerations to Los Angeles for Dean Kennedy and Denis Larocque.
Dec. 26, 1988 –	Don Maloney, Norm MacIver, and Brian Lawton to Hartford for Carey Wilson and 1990 fifth-round pick (Lubos Rob.)
Feb. 3, 1989 –	Dean Kennedy to Los Angeles for 1990 fourth-round pick (later traded to Minnesota.)
Feb. 18, 1989 –	Ken Hammond to Toronto for Chris McRae.
March 7, 1989 –	1990 fifth-round pick (Richard Smehtlik) to Buffalo for Lindy Ruff.

### 1989-90 SEASON

Sept. 1, 1989 –	Barry Beck to Los Angeles for cash and 1990 fourth-round pick (Jeff Nielsen.) Beck, who had been in retirement, was required to play a minimum of 40 games in 1989-90 for Kings to receive the pick, and he played 52 games.
Sept. 7, 1989 –	Chris McRae and future considerations (1990 fifth-round pick – Tony Burns) to Detroit for Kris King.
Oct. 5, 1989 –	Michel Petit to Quebec for Randy Moller.
Nov. 1, 1989 –	Jay More to Minnesota for Dave Archibald.
Jan. 18, 1990 –	Future considerations (Denis Larocque) to Edmonton for Todd Charlesworth.
Jan. 20, 1990 –	Tony Granato and Tomas Sandstrom to Los Angeles for Bernie Nicholls.
March 6, 1990 –	Ulf Dahlen, Los Angeles' 1990 fourth-round pick (Cal McGowan), and future considerations (1991 fourth-round pick, later traded to Los Angeles) to Minnesota for Mike Gartner.
April 2, 1990 –	Tony Amonte signed to first NHL contract.

### 1990-91 SEASON

June 16, 1990 –	1990 fifth-round pick (Sergei Zubov) obtained from Quebec as compensation for the Nordiques' signing of restricted free agent Guy Lafleur.
June 28, 1990 –	Chris Nilan to Boston for Greg Johnston and future considerations (1991 sixth-round pick – Barry Young.) Johnston to Toronto for Mark LaForest and Tie Domi.
July 9, 1990 –	Carey Wilson and future considerations (1991 third-round pick – Michael Nylander) to Hartford for Jody Hull. Cash and future considerations to Buffalo for Ray Sheppard.
July 10, 1990 –	Simon Wheelton to Winnipeg for Bryan McReynolds.
Jan. 17, 1991 –	Aaron Miller and 1991 fifth-round pick to Quebec for Joe Cirella.
Jan. 22, 1991 –	Rudy Poeschek to Winnipeg for Guy Larose.
March 5, 1991 –	Kevin Miller, Jim Cummins, and Dennis Vial to Detroit for Joe Kocur and Per Djoos.
April 2, 1991 –	Doug Weight signed to first NHL contract.

### 1991-92 SEASON

May 25, 1991 –	Miloslav Horava to Quebec for Stephane Guerard.
May 30, 1991 –	Brian Mullen to San Jose for Tim Kerr. Kelly Kisio claimed by San Jose in Expansion Draft.
Aug. 5, 1991 –	Future considerations to Philadelphia for Shaun Sabol.
Aug. 8, 1991 –	Future considerations to Philadelphia for Don Biggs.
Sept. 3, 1991 –	Adam Graves signed as free agent.
Sept. 9, 1991 –	Troy Mallette sent to Edmonton as compensation for the signing of restricted free agent Adam Graves.
Sept. 25, 1991 –	Future considerations to Chicago for Greg Millen.
Oct. 4, 1991 –	Bernie Nicholls, Steven Rice, and Louie DeBrusk to Edmonton for Mark Messier and future considerations (completed by Nov. 12, 1991, trade.)
Nov. 12, 1991 –	David Shaw to Edmonton for Jeff Beukeboom.
Dec. 23, 1991 –	Corey Millen to Los Angeles for Randy Gilhen.
Dec. 26, 1991 –	Greg Millen to Detroit for 1992 conditional draft pick (eighth-round pick, later traded to Edmonton.) Guy Larose to Toronto for Mike Stevens.
March 9, 1992 –	Randy Moller to Buffalo for Jay Wells.
March 10, 1992 –	Mark Janssens to Minnesota for Mario Thyer and 1993 third-round pick (Maxim Galanov.)

## ALL-TIME TRANSACTIONS

### 1992-93 SEASON

- June 18, 1992 – Mark LaForest claimed by Ottawa, and Jeff Bloemberg claimed by Tampa Bay in Expansion Draft.
- June 20, 1992 – 1992 fourth-round pick (Ralph Intranuovo) and 1992 eighth-round pick (Colin Schmidt) to Edmonton for 1992 fourth-round pick (Chris Ferraro.) 1992 11th-round pick (Petter Ronnqvist) to Ottawa for future considerations (deal completed with May 7, 1993, trade.)
- July 8, 1992 – Tim Kerr to Hartford for conditional draft pick (1993 seventh-round pick – Sergei Kondrashkin.)
- July 20, 1992 – Jean-Yves Roy signed as free agent.
- July 23, 1992 – Rangers awarded Tampa Bay's 1993 third-round pick (later traded back to Lightning) as compensation for Tampa Bay's signing of restricted free agent Bob Zamuner.
- July 28, 1992 – Jody Hull to Ottawa for future considerations.
- Aug. 26, 1992 – Dave Marcynishyn signed as free agent.
- Aug. 30, 1992 – Phil Bourque signed as free agent.
- Sept. 4, 1992 – Craig Duncanson and Brad Tiley signed as free agents.
- Sept. 15, 1992 – Sergei Zubov signed to first NHL contract.
- Oct. 5, 1992 – Alexei Kovalev signed to first NHL contract.
- Nov. 6, 1992 – Dave Archibald to Ottawa for 1993 fifth-round pick (later traded to Los Angeles.)
- Dec. 11, 1992 – Roman Oksiuta and 1993 third-round pick (Alexander Kerch) to Edmonton for Kevin Lowe.
- Dec. 28, 1992 – Tie Domi and Kris King to Winnipeg for Ed Olczyk.
- March 17, 1993 – Doug Weight to Edmonton for Esa Tikkanen.
- March 22, 1993 – Randy Gilhen to Tampa Bay for Mike Hartman. Mark Hardy and Ottawa's 1993 fifth-round pick (Frederick Beaubien) to Los Angeles for John McIntyre.

### 1993-94 SEASON

- May 7, 1993 – Robert Burakovsky to Ottawa for future considerations (1993 11th-round pick -- Pavel Komarov.) Deal completed trade of June 20, 1992.
- June 20, 1993 – John Vanbiesbrouck to Vancouver for future considerations following the Expansion Draft (Doug Lidster sent to Rangers on June 25, 1993.)
- June 24, 1993 – Joe Cirella claimed by Florida, and Steven King claimed by Anaheim in Expansion Draft.
- June 25, 1993 – Return of Tampa Bay's 1993 third-round pick (Allan Egeland) for Glenn Healy.
- July 29, 1993 – Greg Gilbert signed as free agent.
- Aug. 16, 1993 – Darren Langdon signed as free agent.
- Aug. 17, 1993 – Shawn McCosh signed as free agent.
- Sept. 9, 1993 – Mike Hurlbut to Quebec for Alexander Karpovtsev.
- Oct. 3, 1993 – Mike Hudson claimed from Edmonton in Waiver Draft. John McIntyre claimed by Vancouver, and Paul Broten claimed by Dallas in Waiver Draft.
- Oct. 12, 1993 – Jim Hiller claimed off waivers from Detroit.
- Nov. 2, 1993 – James Patrick and Darren Turcotte to Hartford for Steve Larmer, Nick Kypreos, Barry Richter, and 1994 sixth-round pick (Yuri Litvinov.)
- Jan. 28, 1994 – 1994 11th-round pick (Jamie Butt) to Los Angeles for Brad Tiley.
- March 21, 1994 – Tony Amonte and Matt Oates to Chicago for Stephane Matteau and Brian Noonan. Mike Gartner to Toronto for Glenn Anderson, Scott Malone, and 1994 fourth-round pick (Alexander Korobolin.) Todd Marchant to Edmonton for Craig MacTavish. Peter Andersson to Florida for 1994 ninth-round pick (Vitali Yermeyev.) Phil Bourque to Ottawa for future considerations.

### 1994-95 SEASON

- July 24, 1994 – Esa Tikkanen, Doug Lidster, and Mike Keenan's coaching rights to St. Louis for Petr Nedved.
- Aug. 19, 1994 – Daniel Lacroix to Boston for Glen Featherstone.
- Sept. 6, 1994 – Mark Osborne signed as free agent.
- Sept. 9, 1994 – Ken Gernander signed as free agent.
- Jan. 18, 1995 – Mike Hudson claimed by Pittsburgh, and Greg Gilbert claimed by St. Louis in Waiver Draft.
- March 23, 1995 – Glen Featherstone, Michael Stewart, 1995 first-round pick (Jean-Sebastien Giguere), and 1996 fourth-round pick (Steve Wasyliko) to Hartford for Pat Verbeek. Daniel Lacroix claimed off waivers from Boston.
- April 7, 1995 – Ed Olczyk to Winnipeg for 1995 fifth-round pick (Alexei Vasiliev.) Corey Hirsch to Vancouver for Nathan LaFayette. Troy Loney claimed off waivers from N.Y. Islanders.

### 1995-96 SEASON

- July 19, 1995 – Signed Ray Ferraro as free agent.
- July 31, 1995 – Jay Wells to St. Louis for Doug Lidster.
- Aug. 2, 1995 – Wayne Presley signed as free agent.
- Aug. 3, 1995 – Ryan Vandenbussche signed as free agent.
- Aug. 24, 1995 – Bruce Driver signed as free agent.
- Aug. 31, 1995 – Petr Nedved and Sergei Zubov to Pittsburgh for Luc Robitaille and Ulf Samuelsson.
- Oct. 6, 1995 – Jean-Yves Roy to Ottawa for Steve Larouche.
- Dec. 28, 1995 – Stephane Matteau to St. Louis for Ian Laperriere.
- Jan. 14, 1996 – Steve Larouche to Los Angeles for Chris Snell.
- Feb. 29, 1996 – Nick Kypreos and Wayne Presley to Toronto for Sergio Momesso and Bill Berg.
- March 14, 1996 – Ray Ferraro, Ian Laperriere, Mattias Norstrom, Nathan LaFayette, and 1997 fourth-round pick (Sean Blanchard) to Los Angeles for Marty McSorley, Jari Kurri, and Shane Churla.
- March 20, 1996 – Joe Kocur to Vancouver for Kay Whitmore.

## ALL-TIME TRANSACTIONS

### 1996-97 SEASON

July 9, 1996 –	Eric Boulton signed as free agent.
July 21, 1996 –	Wayne Gretzky signed as free agent.
Aug. 6, 1996 –	Peter Fiorentino signed as free agent.
Aug. 20, 1996 –	Marty McSorley to San Jose for Jay More, Brian Swanson, and future considerations (1997 fourth-round pick, later traded back to San Jose.)
Sept. 6, 1996 –	Pat Flatley signed as free agent.
Nov. 13, 1996 –	Sergio Momesso to St. Louis for Brian Noonan.
Feb. 6, 1997 –	Jay More to Phoenix for Mike Eastwood and Dallas Eakins.
Feb. 22, 1997 –	David Oliver claimed off waivers from Edmonton.
March 8, 1997 –	Brian Noonan and Sergei Nemchinov to Vancouver for Russ Courtnall and Esa Tikkanen.

### 1997-98 SEASON

June 21, 1997 –	1997 fourth-round pick (Adam Colagiaco) to San Jose for 1997 fourth-round pick Tomi Kallarsson and 1997 sixth-round pick (Mike York.) Mike Peluso awarded to Rangers by arbitrator as compensation for St. Louis hiring Rangers executive Larry Pleau to be Blues' GM.)
July 7, 1997 –	Brian Skrudland and Mike Keane signed as free agents.
July 16, 1997 –	Jeff Finley signed as free agent.
Aug. 8, 1997 –	1998 fourth-round pick (Tommy Westlund) to Carolina for Jason Muzzatti.
Aug. 19, 1997 –	Dale Purinton signed as free agent.
Aug. 27, 1997 –	Pierre Sevigny signed as free agent.
Aug. 28, 1997 –	Luc Robitaille to Los Angeles for Kevin Stevens.
Sept. 2, 1997 –	P.J. Stock signed as free agent.
Sept. 11, 1997 –	Tim Sweeney signed as free agent.
Sept. 28, 1997 –	Mike Peluso claimed by Calgary in Waiver Draft.
Sept. 29, 1997 –	1998 second-round pick (Andrew Peters) and future considerations (2000 conditional fifth-round pick – conditions not met) to Buffalo for Pat LaFontaine. Geoff Smith signed as free agent.
Oct. 1, 1997 –	Peter Ferraro and Chris Ferraro claimed off waivers by Pittsburgh.
Nov. 14, 1997 –	Future considerations to Los Angeles for Brad Smith.
Jan. 14, 1998 –	Peter Ferraro claimed off waivers from Pittsburgh.
March 24, 1998 –	Mike Keane, Brian Skrudland, and 1998 or 1999 conditional sixth-round pick -- 1998 conditions met (Pavel Patera) -- to Dallas for Todd Harvey, Bob Errey, and 1998 fourth-round pick (Boyd Kane.) Mike Eastwood to St. Louis for Harry York. Jason Muzzatti to San Jose for Rich Brennan. Ryan VandenBussche to Chicago for Ryan Risidore.

### 1998-99 SEASON

June 1, 1998 –	Colin Pepperall to Chicago for future considerations (conditional 199 draft pick, ninth-round pick – Petter Henning.)
June 30, 1998 –	Sylvain Blouin and 1999 sixth-round pick (later traded to Phoenix) to Montreal for Peter Popovic.
July 2, 1998 –	Scott Fraser signed as free agent.
July 9, 1998 –	John MacLean signed as free agent.
July 16, 1998 –	Jean-Francois Labbe signed as free agent.
July 20, 1998 –	Derek Armstrong signed as free agent.
Aug. 13, 1998 –	Brent Fedyk signed as free agent.
Oct. 1, 1998 –	2000 third-round pick (later returned to Rangers) to Detroit for Mike Knuble.
Oct. 9, 1998 –	Esa Tikkanen signed as free agent.
Oct. 14, 1998 –	Alexander Karpovtsev and 1999 fourth-round pick (Mirko Mirovic) to Toronto for Mathieu Schneider.
Nov. 25, 1998 –	Alexei Kovalev and Harry York to Pittsburgh for Petr Nedved, Sean Pronger, and Chris Tamer.
Nov. 27, 1998 –	Bill Berg and 1999 second-round pick (later traded to Anaheim) to Ottawa for Stan Neckar.
Dec. 18, 1998 –	Rumun Ndur claimed off waivers from Buffalo.
Dec. 22, 1998 –	Eric Cairns claimed off waivers by N.Y. Islanders.
Feb. 12, 1999 –	Sean Pronger to Los Angeles for Eric Lacroix.
Feb. 13, 1999 –	Jeff Finley and Geoff Smith to St. Louis for future considerations (Chris Kenady on Feb. 22, 1999.)
March 4, 1999 –	Mike Maneluk claimed off waivers from Chicago.
March 23, 1999 –	Ulf Samuelsson and future considerations to Detroit for 1999 second-round pick (David Inman) and return of Rangers' 2000 third-round pick (later traded to Tampa Bay.) Stan Neckar to Phoenix for Jason Doig and 1999 sixth-round pick (Jay Dardis.) Vladimir Vorobiev to Edmonton for Kevin Brown.



## ALL-TIME TRANSACTIONS

### 1999-00 SEASON

May 3, 1999 –	Future considerations to Nashville for Brad Smyth.
June 26, 1999 –	Dan Cloutier, Niklas Sundstrom, 2000 first-round pick (Nikita Alexeev), and 2000 third-round pick (later traded to San Jose) to Tampa Bay for Chicago's 1999 first-round pick (Pavel Brendl.) Marc Savard and 1999 first-round pick (Oleg Saprykin) to Calgary for Jan Hlavac, 1999 first-round pick (Jamie Lundmark), and Philadelphia's 1999 third-round pick (Patrick Aufiero.)
July 6, 1999 –	Stephane Quintal and Valeri Kamensky signed as free agents.
July 8, 1999 –	Theo Fleury signed as free agent.
July 13, 1999 –	Kirk McLean signed as free agent.
July 15, 1999 –	Tim Taylor signed as free agent.
July 19, 1999 –	Sylvain Lefebvre signed as free agent.
July 22, 1999 –	Milan Hnilecka signed as free agent.
July 28, 1999 –	Terry Virtue signed as free agent.
Aug. 9, 1999 –	John Namestnikov signed as free agent.
Sept. 27, 1999 –	John Namestnikov claimed by Vancouver in Waiver Draft.
Sept. 30, 1999 –	Peter Popovic to Pittsburgh for Kevin Hatcher. John Namestnikov claimed off waivers from Vancouver.
Oct. 3, 1999 –	Future considerations (cash) to Tampa Bay for Alexandre Daigle. Drew Bannister signed as free agent.
Dec. 1, 1999 –	Rich Pilon claimed off waivers from N.Y. Islanders.
Dec. 11, 1999 –	Rumun Ndur claimed off waivers by Atlanta.
Dec. 30, 1999 –	Todd Harvey and 2001 fourth-round pick (Dimitri Patzold) to San Jose for Radek Dvorak.
Feb. 2, 2000 –	John Namestnikov to Nashville for Jason Dawe.
March 10, 2000 –	Mike Kruble to Boston for Rob DiMaio.

### 2000-01 SEASON

June 24, 2000 –	2000 second-round pick (Tomas Kopecky) to Detroit for 2000 second-round pick (Filip Novak) and 2000 third-round pick (Dominic Moore.)
June 25, 2000 –	2000 fourth-round pick Jon DiSalvatore to San Jose for 2000 fourth-round pick (Premysl Duben) and 2000 compensatory fifth-round pick (Brandon Snee.)
July 10, 2000 –	Vladimir Malakhov signed as free agent.
July 13, 2000 –	Mark Messier signed as free agent.
July 27, 2000 –	Jeff Ulmer signed as free agent.
Aug. 4, 2000 –	Darren Langdon and Rob DiMaio to Carolina for Sandy McCarthy and 2001 conditional pick (fourth-round pick – Bryce Lampman.)
Sept. 25, 2000 –	Alexei Vasiliev to Nashville for future considerations (2001 conditional pick – conditions not met.)
Sept. 29, 2000 –	Andreas Johansson claimed from Calgary in Waiver Draft.
Oct. 5, 2000 –	Future considerations (placement of Stephane Quintal on waivers) to Chicago for Michal Grosse and Brad Brown. Stephane Quintal claimed off waivers by Chicago.
Nov. 9, 2000 –	Jean-Francois Labbe to Columbus for Bert Robertsson.
Dec. 28, 2000 –	2001 fifth-round pick (Frantisek Skladany) to Colorado for Alexei Gusarov.
Jan. 12, 2001 –	Johan Wittehall claimed off waivers by Montreal.
Jan. 13, 2001 –	Jeff Toms claimed off waivers from N.Y. Islanders.
Feb. 5, 2001 –	John MacLean to Dallas for future considerations.
March 1, 2001 –	Eric Lacroix to Ottawa for Colin Forbes.
March 5, 2001 –	Alexei Gusarov to St. Louis for Peter Smrek.
March 7, 2001 –	Bert Robertsson to Nashville for Ryan Tobler. Guy Hebert claimed off waivers from Anaheim.

## ALL-TIME TRANSACTIONS

### 2001-02 SEASON

June 11, 2001 –	Barrett Heisten signed as free agent.
June 13, 2001 –	Layne Ulmer signed as free agent.
June 23, 2001 –	2001 third-round pick (Chris Heid) to Minnesota for Carolina's 2001 third-round pick (Garth Murray) and 2001 fifth-round pick (Shawn Collymore.) Burke Henry to Calgary for Chris St. Croix.
June 24, 2001 –	Adam Graves and future considerations to San Jose for Mikael Samuelsson and Chris Gosselin. Jeff Dessner to Atlanta for 2001 eighth-round pick (Leonid Vachkin.) 2002 seventh-round pick (Pierre Johnsson) to Calgary for Detroit's 2001 seventh-round pick (Pontus Petterstrom.)
June 29, 2001 –	Jason Doig and Jeff Ulmer to Ottawa for Sean Gagnon.
June 30, 2001 –	Tim Taylor to Tampa Bay for Kyle Freadrich and Nils Ekman. Rich Pilon to San Jose for 2002 conditional pick (seventh-round pick – Joey Crabb.)
July 1, 2001 –	Dave Karpas and Igor Ulanov signed as free agents.
July 17, 2001 –	Zdeno Ciger signed as free agent.
Aug. 7, 2001 –	Darren Van Impe claimed off waivers from Boston.
Aug. 20, 2001 –	Pavel Brendl, Jan Hlavac, Kim Johnsson, and 2003 third-round pick (Stefan Ruzicka) to Philadelphia for Eric Lindros and future considerations (conditional first-round pick, conditions not met.)
Aug. 23, 2001 –	P.J. Stock signed as free agent.
Aug. 28, 2001 –	Steve McKenna signed as free agent.
Sept. 28, 2001 –	P.J. Stock claimed by Boston in Waiver Draft.
Oct. 1, 2001 –	Benoit Dugas signed as free agent.
Oct. 3, 2001 –	Rico Fata claimed off waivers from Calgary.
Oct. 4, 2001 –	Bryan Berard signed as free agent.
Dec. 12, 2001 –	Zdeno Ciger to Tampa Bay for Matthew Barnaby.
Dec. 18, 2001 –	Darren Van Impe claimed off waivers by Florida.
Jan. 16, 2002 –	Trent Whitfield claimed off waivers from Washington.
Feb. 1, 2002 –	Trent Whitfield claimed off waivers by Washington.
March 12, 2002 –	Manny Malhotra and Barrett Heisten to Dallas for Martin Rucinsky and Roman Lyashenko.
March 16, 2002 –	Jeff Toms claimed off waivers by Pittsburgh.
March 18, 2002 –	Igor Ulanov, Filip Novak, 2002 first-round pick (later traded), 2002 second-round pick (Rob Globke), and 2003 fourth-round pick (later traded) to Florida for Pavel Bure and 2002 second-round pick (Lee Falardeau.)
March 19, 2002 –	Mike York and 2002 fourth-round pick (Ivan Koltsov) to Edmonton for Tom Poti and Rem Murray. Peter Smrek to Nashville for Richard Lintner.

### 2002-03 SEASON

June 22, 2002 –	2002 third-round pick (Arttu Luutinen) to Ottawa for 2002 third-round pick (Marcus Jonassen) and 2002 fourth-round pick (Nate Guenin.)
June 23, 2002 –	2003 sixth-round pick (later returned) and future considerations (negotiation rights to pending unrestricted free agent Theo Fleury or return of pick – pick was returned) to San Jose for 2002 sixth-round pick (Kim Hirschkovits.)
June 30, 2002 –	Future considerations (2003 ninth-round pick – later traded) to Pittsburgh for Krzysztof Oliwa.
July 1, 2002 –	Rights to pending unrestricted free agent Mike Richter to Edmonton for future considerations (2003 fourth-round pick – Corey Potter.)
July 1, 2002 –	Bobby Holik signed as free agent.
July 2, 2002 –	Darius Kasparaitis signed as free agent.
July 4, 2002 –	Mike Richter signed as free agent.
July 8, 2002 –	Ted Donato signed as free agent.
July 11, 2002 –	Craig Weller signed as free agent.
July 16, 2002 –	Derek Armstrong to Los Angeles for 2003 sixth-round pick (Chris Holt.)
Aug. 7, 2002 –	Joel Bouchard signed as free agent.
Oct. 1, 2002 –	Dixon Ward signed as free agent.
Oct. 4, 2002 –	Ronald Petrovicky claimed from Calgary in Waiver Draft.
Oct. 10, 2002 –	Boyd Kane to Tampa Bay for Gordie Dwyer.
Dec. 12, 2002 –	Rem Murray, Tomas Kloucek, and Marek Zidlicky to Nashville for Mike Dunham. Future considerations (conditional 2004 draft pick – conditions not met) to Edmonton for Josh Green.
Dec. 16, 2002 –	Billy Tibbetts signed as free agent.
Dec. 17, 2002 –	Cory Cross signed as free agent.
Jan. 6, 2003 –	Krzysztof Oliwa to Boston for 2004 ninth-round pick (later traded.)
Jan. 8, 2003 –	2004 fourth-round pick (later traded) to Chicago for Boris Mironov.
Jan. 15, 2003 –	Josh Green claimed off waivers by Washington.
Jan. 17, 2003 –	Boston's 2004 ninth-round pick (later traded) returned to Boston for Jay Henderson.
Jan. 22, 2003 –	Mike Mottau to Calgary for conditional draft choice in 2003 or 2004. Rangers' chose 2003 option of a sixth-round pick (Ivan Dornic.)
Feb. 10, 2003 –	Rico Fata, Mikael Samuelsson, Joel Bouchard, and Richard Lintner to Pittsburgh for Alexei Kovalev, Dan LaCouture, Janne Laukkanen, and Mike Wilson.
Feb. 21, 2003 –	Gordie Dwyer claimed off waivers by Montreal.
March 11, 2003 –	Radek Dvorak and Cory Cross to Edmonton for Anson Carter and Ales Piza. Johan Holmqvist to Minnesota for Lawrence Nycholat. Janne Laukkanen claimed off waivers by Tampa Bay.

## ALL-TIME TRANSACTIONS

### 2003-04 SEASON

May 22, 2003 –	Jed Ortmeyer signed as free agent.
June 21, 2003 –	2003 second-round pick (Josh Hennessy) to San Jose for Boston's 2003 second-round pick (Ivan Baranka) and San Jose's 2003 third-round pick (Kenny Roche.)
June 30, 2003 –	Rights to pending unrestricted free agent Brian Leetch to Edmonton for Jussi Markkanen and 2004 fourth-round pick (later traded.) Rights to pending unrestricted free agent Mark Messier to San Jose for 2004 fourth-round pick (Ryan Callahan.)
July 14, 2003 –	Greg de Vries signed as free agent.
July 25, 2003 –	Chris Simon signed as free agent.
July 28, 2003 –	Paul Healey signed as free agent.
July 30, 2003 –	Brian Leetch signed as free agent.
Aug. 12, 2003 –	Nils Ekman to San Jose for Chad Wiseman.
Aug. 28, 2003 –	Mratin Rucinsky and Jan Hlavac signed as free agents.
Sept. 5, 2003 –	Mark Messier signed as free agent.
Sept. 30, 2003 –	Shawn Heins claimed off waivers from Atlanta, and Jeff Heerema claimed off waivers from Carolina.
Oct. 3, 2003 –	Sheldon Keefe claimed from Tampa Bay, Mike Siklenka claimed from Philadelphia, and Joel Bouchard claimed from Buffalo in Waiver Draft. Shawn Heins and Ronald Petrovicky claimed by Atlanta, and Jeff Heerema claimed by St. Louis in Waiver Draft.
Oct. 22, 2003 –	Pascal Rheaume signed NHL contract after having already signed AHL contract to begin season in Hartford.
Oct. 24, 2003 –	Sheldon Keefe claimed off waivers by Tampa Bay.
Nov. 5, 2003 –	Mike Siklenka claimed off waivers by Philadelphia.
Dec. 11, 2003 –	Jason MacDonald signed NHL contract after having already signed AHL contract to begin season in Hartford.
Jan. 10, 2004 –	Jeff Heerema claimed off waivers from St. Louis.
Jan. 23, 2004 –	Anson Carter to Washington for Jaromir Jagr. 2004 eighth-round pick (Matt Greer) to Columbus for Jamie Pushor.
Jan. 29, 2004 –	Pascal Rheaume claimed off waivers by St. Louis.
March 2, 2004 –	Alexei Kovalev to Montreal for Jozef Balej and 2004 second-round pick (Bruce Graham.)
March 3, 2004 –	Brian Leetch and conditional draft pick (Edmonton's 2004 fourth-round pick – Roman Kukumberg) to Toronto for Maxim Kondratiev, Jarkko Immonen, 2004 first-round pick (later traded), and 2005 second-round pick (Mike Sauer.)
March 6, 2004 –	Petr Nedved and Jussi Markkanen to Edmonton for Dwight Helminen, Steve Valiquette, and 2004 second-round pick (Dane Byers.)
March 8, 2004 –	Chris Simon and 2004 seventh-round pick (Matt Schneider) to Calgary for Blair Betts, Greg Moore, and Jamie McLennan.
March 9, 2004 –	Josh Green claimed off waivers from Calgary.
March 8, 2004 –	Vladimir Malakhov to Philadelphia for Rick Kozak and 2005 second-round pick (later traded.) Matthew Barnaby and 2004 third-round pick (Denis Parshin) to Colorado for David Liffiton, Chris McAllister, and Florida's 2004 second-round pick (later traded.)
March 9, 2004 –	Greg de Vries to Ottawa for Karel Rachunek and Alexandre Giroux. Martin Rucinsky to Vancouver for Martin Grenier and R.J. Umberger. Paul Healey to Florida for Jeff Paul. Mike Green claimed off waivers from Florida. Sandy McCarthy claimed off waivers from Boston.
March 23, 2004 –	Thomas Pock signed as free agent.

### 2004-05 SEASON

June 26, 2004 –	Toronto's 2004 first-round pick and Rangers' compensatory 2004 second-round pick to Calgary for 2004 first-round pick (Lauri Kopikoski) and 2004 eighth-round pick (Jonathan Paient.) Florida's 2004 second-round pick returned to Florida for Dallas' 2004 compensatory second-round pick (later traded) and 2004 third-round pick (Zdenek Bahensky.) Dallas' 2004 compensatory second-round pick to Phoenix for 2004 second-round pick (Brandon Dubinsky) and 2004 third-round pick (Billy Ryan.)
July 7, 2004 –	Ryan Hollweg signed as free agent.
July 20, 2004 –	Jason Strudwick signed as free agent.
Aug. 10, 2004 –	Michael Nylander signed as free agent.
Aug. 26, 2004 –	Kevin Weekes signed as free agent.

### 2005-06 SEASON

July 29, 2005 –	Henrik Lundqvist signed to first NHL contract.
July 30, 2005 –	2005 first-round pick (Alex Bourret) and Philadelphia's 2005 second-round pick (Ondrej Pavelec) to Atlanta for San Jose's 2005 first-round pick (Marc Staal.) 2005 second-round pick (Guillaume Lantendresse) to Montreal for 2005 second-round pick (Marc-Andre Cliche) and 2005 third-round pick (Brodie Dupont.)
Aug. 2, 2005 –	Martin Straka and Marek Malik signed as free agents.
Aug. 3, 2005 –	Martin Rucinsky signed as free agent.
Aug. 4, 2005 –	Ville Nieminen and Jason Ward signed as free agents.
Aug. 23, 2005 –	Trevor Gillies and 2007 conditional draft pick (fourth-round pick – later traded) to Anaheim for Steve Rucchin.
Sept. 6, 2005 –	Michal Rozsival signed as free agent.
Sept. 21, 2005 –	Marc Staal signed to first NHL contract.
Sept. 30, 2005 –	Garth Murray to Montreal for Marcel Hossa.
Oct. 7, 2005 –	Jozef Balej and conditional 2006 fifth-round draft pick (conditions not met) to Vancouver for Fedor Fedorov.
Oct. 18, 2005 –	Jamie Lundmark to Phoenix for Jeff Taffe.
Nov. 29, 2005 –	Colton Orr claimed off waivers from Boston.
Jan. 8, 2006 –	Maxim Kondratiev to Anaheim for Petr Sykora and 2007 conditional fourth-round draft pick (return of pick obtained in Aug. 23, 2005, trade –later traded.)
Jan. 24, 2006 –	Jeff Taffe to Phoenix for Martin Sonnenberg.
March 8, 2006 –	Ville Nieminen to San Jose for 2006 third-round pick (later traded.)
March 9, 2006 –	San Jose's 2006 third-round pick to Anaheim for Sandis Ozolinsh.
April 20, 2006 –	Brandon Dubinsky signed to first NHL contract.

## ALL-TIME TRANSACTIONS

### 2006-07 SEASON

May 11, 2006 –	Ryan Callahan signed to first NHL contract.
June 14, 2006 –	Mike Green to Dallas for 2008 conditional fifth-round pick (conditions not met.)
June 24, 2006 –	2006 fourth-round pick (Niclas Andersen) and 2006 fifth-round pick (Martin Nolet) to Los Angeles for 2006 fourth-round pick (David Kveton.) 2007 fourth-round pick (Brett Bruneteau) to Washington for Vancouver's 2006 fifth-round pick Tomas Zaborsky.)
July 1, 2006 –	Matt Cullen signed as free agent. Dan Girardi signed to first NHL contract.
July 3, 2006 –	Aaron Ward signed as free agent.
July 9, 2006 –	Brendan Shanahan signed as free agent.
July 19, 2006 –	Dominic Moore to Nashville for Adam Hall.
Nov. 21, 2006 –	Jakub Petruzalek and 2008 conditional fifth-round draft pick (conditions not met) to Carolina for Brad Isbister.
Jan. 12, 2007 –	Jason Krog claimed off waivers from Atlanta.
Feb. 5, 2007 –	Jason Ward, Marc-Andre Cliche, Jan Marek, and future considerations (2008 third-round pick -- later traded) to Los Angeles for Sean Avery, John Seymour, and future considerations.
Feb. 9, 2007 –	Adam Hall to Minnesota for Pascal Dupuis.
Feb. 27, 2007 –	Aaron Ward to Boston for Paul Mara. Pascal Dupuis and 2007 third-round pick (later traded) to Atlanta for Alex Bourret.
	Jason Krog claimed off waivers by Atlanta.
March 19, 2007 –	Jason Strudwick signed as free agent.

### 2007-08 SEASON

May 31, 2007 –	Ryan Russell to Montreal for 2007 seventh-round pick (David Skokan.)
July 1, 2007 –	Chris Drury and Scott Gomez signed as free agents.
July 4, 2007 –	Bryce Lampman to Tampa Bay for Mitch Fritz.
July 17, 2007 –	Matt Cullen to Carolina for Andrew Hutchinson, Joe Barnes, and 2008 third-round pick (Evgeny Grachev.)
Aug. 2, 2007 –	Artem Anisimov signed to first NHL contract.
Aug. 20, 2007 –	Matt Zaba signed as free agent.
Oct. 11, 2007 –	Future considerations (conditional 2008 seventh-round pick -- conditions not met) to Chicago for P.A. Parenteau.
Feb. 26, 2008 –	Al Montoya and Marcel Hossa to Phoenix for Fredrik Sjostrom, Josh Gratton, David LeNeveu, and conditional draft pick (conditions not met.) 2008 fourth-round pick (later returned to Rangers) to St. Louis for Christian Backman.
March 12, 2008 –	Justin Soryal signed as free agent.

### 2008-09 SEASON

June 21, 2008 –	2008 seventh-round pick (Jani Lajunen) and 2009 fourth-round pick (Nick Oliver) to Nashville for return of Rangers' 2008 fourth-round pick (Dale Weise.) Alex Bourret to Phoenix for Pittsburgh's 2008 third-round pick (Tomas Kundratak.)
July 1, 2008 –	Waide Redden, Aaron Voros, and Patrick Rissmiller signed as free agents.
July 2, 2008 –	Fedor Tyutin and Christian Backman to Columbus for Nikolai Zherdev and Dan Fritsche.
July 3, 2008 –	Markus Naslund and Dmitri Kalinin signed as free agents.
July 14, 2008 –	Ryan Hollweg to Toronto for Pittsburgh's 2009 fifth-round pick (later traded.)
Oct. 14, 2008 –	Tysen Dowzak signed as free agent.
Oct. 20, 2008 –	Devin DiDiomete signed as free agent.
Oct. 30, 2008 –	Hugh Jessiman to Nashville for future considerations (conditional draft pick -conditions not met.)
Jan. 29, 2009 –	Dan Fritsche to Minnesota for Erik Reitz.
Feb. 25, 2009 –	Mark Bell claimed off re-entry waivers from Toronto.
March 3, 2009 –	Sean Avery claimed off re-entry waivers from Dallas.
March 4, 2009 –	Nigel Dawes, Petr Prucha, and Dmitri Kalinin to Phoenix for Derek Morris. 2009 second-round pick (Kenny Ryan) and 2010 conditional draft pick (conditions not met) to Toronto for Nik Antropov. Erik Reitz claimed off re-entry waivers by Toronto.
April 17, 2009 –	Matt Gilroy signed as free agent.

### 2009-10 SEASON

May 20, 2009 –	Ilkka Heikkinen signed as free agent.
May 26, 2009 –	Michael Del Zotto signed to first NHL contract.
June 27, 2009 –	Return of Pittsburgh's 2009 fifth-round pick (Andy Bathgate) to Penguins for Chad Johnson. 2010 third-round pick (Jordan Weal) to Los Angeles for Brian Boyle.
June 30, 2009 –	Scott Gomez, Tom Pyatt and Mike Busto to Montreal for Christopher Higgins, Pavel Valenkenko, and Ryan McDonagh.
July 1, 2009 –	Marian Gaborik and Donald Brashear signed as free agents.
July 2, 2009 –	Chris Chappell signed as free agent.
July 3, 2009 –	Corey Locke signed as free agent.
July 9, 2009 –	Ales Kotalik signed as free agent.
July 13, 2009 –	Lauri Koprikoski to Phoenix for Enver Lisin.
July 16, 2009 –	Brian Fahey to Colorado for Nigel Williams.
July 27, 2009 –	Sam Klassen signed as free agent.
Aug. 17, 2009 –	Vinny Prospal signed as free agent.
Dec. 2, 2009 –	Erik Christensen claimed off waivers from Anaheim.
Feb. 2, 2010 –	Christopher Higgins and Ales Kotalik to Calgary for Olli Jokinen and Brandon Prust.
Feb. 12, 2010 –	Conditional 2011 draft pick (sixth-round pick) to San Jose for Jody Shelley.
Feb. 27, 2010 –	Alex Auld claimed off re-entry waivers from Dallas.
March 3, 2010 –	Jordan Owens to Detroit for Kris Newbury. Miika Wiikman and 2011 seventh-round pick to Phoenix for Anders Eriksson.
March 30, 2010 –	Cam Talbot signed as free agent.

## ALL-TIME TRANSACTIONS

### 2010-II SEASON

May 26, 2010 –	Mats Zuccarello signed as free agent.
June 26, 2010 –	Bobby Sanguinetti to Carolina for Washington's 2011 second-round pick and 2010 sixth-round pick (Jesper Fasth.)
July 1, 2010 –	Martin Biron and Derek Boogaard signed as free agents. Derek Stepan signed to first NHL contract.
July 6, 2010 –	Ryan McDonagh signed to first NHL contract.
July 9, 2010 –	Aaron Voros and Ryan Hillier to Anaheim for Steve Eminger.
July 27, 2010 –	Alex Frolov signed as free agent.
Aug. 2, 2010 –	Donald Brashear and Patrick Rissmiller to Atlanta for Todd White.
Oct. 4, 2010 –	Ruslan Fedotenko signed as free agent.
Nov. 11, 2010 –	Dane Byers to Columbus for Chad Kolarik.
Nov. 23, 2010 –	Nigel Williams to Anaheim for Stu Bickel.
Jan. 10, 2011 –	Michal Rozsival to Phoenix for Wojtek Wolski.
Feb. 26, 2011 –	Tim Kennedy and 2011 third round pick to Florida for Bryan McCabe.
Feb. 28, 2011 –	2012 seventh round pick to Toronto for John Mitchell.
Mar. 16, 2011 –	Ryan Bourque signed to first NHL contract. Dylan McIlrath signed to first NHL contract.
Apr. 11, 2011 –	Carl Hagelin signed to first NHL contract.

### 2011-12 SEASON

May 8, 2011 –	Ethan Werek to Phoenix for Oscar Lindberg.
May 19, 2011 –	Christian Thomas signed to first NHL contract.
June 1, 2011 –	Roman Horak and two 2011 second round picks (Markus Granlund, Tyler Wotherspoon) to Calgary for Tim Erixon and a 2011 fifth round pick (Shane McCollan.)
June 25, 2011 –	Evgeny Grachev to St. Louis for 2011 third round pick (Steven Fogarty.)
June, 29, 2011 –	Bought out Chris Drury.
July 1, 2011 –	Mike Rupp signed as free agent.
July 2, 2011 –	Brad Richards signed as free agent.
July 28, 2011 –	J.T. Miller signed to first NHL contract.
Aug. 16, 2011 –	Andre Deveau signed as free agent.
Oct. 6, 2011 –	Jeff Woywitka claimed off waivers from Montreal.
Nov. 5, 2011 –	Anton Stralman signed as a free agent.
Feb. 3, 2012 –	Erik Christensen and a conditional 2013 seventh round pick to Minnesota for Casey Wellman.
Feb. 25, 2012 –	Wojtek Wolski to Florida for Mike Vernace and a 2013 third round pick.
Feb. 27, 2012 –	2012 fifth round pick (Travis Brown) to Chicago for John Scott.
April 10, 2012 –	Chris Kreider signed to first NHL contract.

### 2012-13 SEASON

May 29, 2012 –	Jesper Fast signed to first NHL contract.
May 30, 2012 –	Marek Hrivik signed as free agent.
June 1, 2012 –	Oscar Lindberg signed to first NHL contract.
July 1, 2012 –	Arron Asham and Micheal Haley signed as free agents.
July 3, 2012 –	Taylor Pyatt signed as free agent.
July 9, 2012 –	Jeff Halpern signed as free agent.
July 10, 2012 –	Brandon Segal signed as free agent.
July 20, 2012 –	Casey Wellman to Florida for a 2014 fifth round pick.
July 23, 2012 –	Artem Anisimov, Brandon Dubinsky, Tim Erixon and a 2013 first round pick to Columbus for Rick Nash, Steven Delisle and a conditional 2013 third round pick.
January 16, 2013 –	Bought out Wade Redden.
January 16, 2013 –	Tommy Grant and a conditional pick in 2014 to San Jose for Brandon Mashinter.
January 24, 2013 –	Chad Kolarik to Pittsburgh for Benn Ferriero.
February 4, 2013 –	Mike Rupp to Minnesota for Darroll Powe and Nick Palmieri.
March 6, 2013 –	Roman Hamrlik claimed off waivers from Washington.
April 2, 2013 –	2013 second round pick, 2013 third round pick (via Florida), and a 2014 conditional pick to San Jose for Ryane Clowe.
April 3, 2013 –	Marian Gaborik, Steven Delisle, and Blake Parlett to Columbus for Derick Brassard, Derek Dorsett, John Moore, and a 2014 sixth round pick.

### 2013-14 SEASON

June 30, 2013-	Benn Ferriero and 2014 sixth-round pick (Chase Lang) to Minnesota for Justin Falk.
July 1, 2013-	Kris Newbury to Philadelphia for Danny Syrvet.
July 2, 2013-	Christian Thomas to Montreal for Danny Kristo.
July 5, 2013-	Dominic Moore, Benoit Pouliot, and Aaron Johnson signed as free agents.
Oct. 20, 2013 –	Martin Biron announced his retirement.
Dec. 6, 2013 –	Brandon Mashinter to Chicago for Kyle Beach.
Jan. 2, 2014 –	Taylor Pyatt claimed off waivers by Pittsburgh. Anthony Duclair signed to first NHL contract.
Jan. 4, 2014 –	2014 seventh-round pick (Spencer Watson) to Los Angeles for Daniel Carcillo.
Jan. 21, 2014 –	David LeNeveu signed as free agent.
Jan. 22, 2014 –	Michael Del Zotto to Nashville for Kevin Klein.
March 5, 2014 –	Ryan Callahan, 2014 first-round pick (later traded), and 2015 first-round pick (later traded) to Tampa Bay for Martin St. Louis. 2015 fifth-round pick to Vancouver (Adam Gaudette) for Raphael Diaz.
March 17, 2014 –	Ryan Graves signed to first NHL contract.
June 2, 2014 –	Mackenzie Skapski signed to first NHL contract.

## ALL-TIME TRANSACTIONS

### 2014-15 SEASON

June 20, 2014 -	Bought out Brad Richards.
June 27, 2014 -	Derek Dorsett to Vancouver for 2014 third-round pick (Keegan Iverson).
July 1, 2014 -	Dan Boyle, Tanner Glass, Michael Kostka, Matt Hunwick, Steven Kampfer, and Chris Mueller signed as free agents.
July 19, 2014 -	Lee Stempniak signed as a free agent.
Aug. 20, 2014 -	Kevin Hayes signed as a free agent.
Sept. 11, 2014 -	Ryan Malone signed as a free agent.
March 1, 2015 -	John Moore, Anthony Duclair, 2015 second-round pick (later traded), and 2016 first-round pick to Arizona (later traded) for Keith Yandle, Chris Summers, and 2016 fourth-round pick (Tarmo Reunanen). Lee Stempniak to Winnipeg for Carl Klingberg. 2016 fourth-round pick (Noah Gregor) to San Jose for James Sheppard.
March 10, 2015 -	Adam Tambellini signed to first NHL contract.
April 1, 2015 -	Brady Skjei signed to first NHL contract.

### 2015-16 SEASON

June 1, 2015 -	Daniel Walcott to Tampa Bay for 2015 seventh-round pick (later traded).
June 27, 2015 -	Carl Hagelin, 2015 second-round pick (Julius Nattinen), and 2015 sixth-round pick (Garrett Metcalf) to Anaheim for Emerson Etem and 2015 second-round pick (Ryan Gropp). Cam Talbot and 2015 seventh-round pick (Ziyat Paigin) to Edmonton for a 2015 second-round pick (later traded), 2015 third-round pick (Sergey Zborovskiy), and 2015 seventh-round pick (Adam Huska). 2015 second-round pick (Jonas Siegenthaler) to Washington for 2015 third-round pick (Robin Kovacs) and 2015 fourth-round pick (Brad Morrison). Ryan Haggerty to Chicago for Antti Raanta.
July 1, 2015 -	Raphael Diaz, Jayson Megna, and Viktor Stalberg signed as free agents. 2017 sixth-round pick to Nashville for Magnus Hellberg.
July 2, 2015 -	Brandon Halverson signed to first NHL contract.
Aug. 10, 2015 -	Jarret Stoll signed as a free agent.
Dec. 15, 2015 -	Jarret Stoll claimed off waivers by Minnesota.
Dec. 31, 2015 -	Ryan Gropp signed to first NHL contract.
Jan. 8, 2016 -	Emerson Etem to Vancouver for Nicklas Jensen and 2017 sixth-round pick.
Jan. 21, 2016 -	Daniel Paille signed as a free agent.
Feb. 28, 2016 -	Alexei Saarela, 2016 second-round pick (later traded), and 2017 second-round pick to Carolina for Eric Staal. Ryan Bourque to Washington for Chris Brown.
March 28, 2016 -	Boo Nieves signed to first NHL contract.
March 29, 2016 -	Steven Fogarty signed to first NHL contract.
April 1, 2016 -	Adam Chapie signed as a free agent.
April 17, 2016 -	Malte Stromwall signed as a free agent.

### 2016-17 SEASON

May 13, 2016 -	Pavel Buchnevich signed to first NHL contract.
June 20, 2016 -	Keith Yandle to Florida for 2016 sixth-round pick (Tyler Wall) and 2017 fourth-round pick.
June 25, 2016 -	2017 fourth-round pick to Colorado for Nick Holden.
July 1, 2016 -	Michael Grabner, Nathan Gerbe, Adam Clendening, and Michael Paliotta signed as free agents.
July 15, 2016 -	Josh Jooris signed as a free agent.
July 18, 2016 -	Robin Kovacs signed to first NHL contract. Derick Brassard and a 2018 seventh-round pick to Ottawa for Mika Zibanejad and a 2018 second-round pick.
July 26, 2016 -	Sergey Zborovskiy signed to first NHL contract.
Aug. 18, 2016 -	John Gilmour signed as a free agent.
Aug. 19, 2016 -	Jimmy Vesey signed as a free agent.
Aug. 26, 2016 -	Brandon Pirri signed as a free agent.
Oct. 16, 2016 -	Justin Fontaine signed as a free agent.
Nov. 8, 2016 -	Dylan McIlrath to Florida for Steven Kampfer and a conditional draft pick.
Nov. 21, 2016 -	Matt Puempel claimed off waivers from Ottawa.
Dec. 11, 2016 -	Josh Jooris claimed off waivers by Arizona.
Feb. 28, 2017 -	2018 second round pick and 2017 third round pick to Detroit for Brendan Smith.
March 1, 2017 -	Justin Fontaine to Edmonton for Taylor Beck.
March 8, 2017 -	Sean Day signed to first NHL contract.
March 16, 2017 -	Tim Gettinger signed to first NHL contract.
March 23, 2017 -	Chris Nell signed as a free agent.
March 27, 2017 -	Vinni Lettieri signed as a free agent.
March 28, 2017 -	Vince Pedrie signed as a free agent.
April 10, 2017 -	Gabriel Fontaine signed to first NHL contract.
April 21, 2017 -	Alexei Bereglazov signed as a free agent.
May 1, 2017 -	Neal Pionk signed as a free agent.
May 8, 2017 -	Dawson Leedahl signed as a free agent.

## ALL-TIME TRANSACTIONS

### 2017 OFF-SEASON

June 15, 2017 –	Bought out Dan Girardi.
June 21, 2017 –	Oscar Lindberg claimed by Vegas in NHL Expansion Draft.
June 23, 2017 –	Derek Stepan and Antti Raanta to Arizona for Tony DeAngelo and a 2017 first round pick (Lias Andersson).
June 24, 2017 –	2017 fourth round pick (Scott Reedy) to San Jose for 2017 fourth round pick (Brandon Crawley) and 2017 sixth round pick (Morgan Barron).
July 1, 2017 –	Kevin Shattenkirk, Ondrej Pavelec, Paul Carey, and Cole Schneider signed as free agents.
July 5, 2017 –	David Desharnais signed as a free agent.
July 7, 2017 –	Kevin Klein announced his retirement.
July 13, 2017 –	Lias Andersson signed to first NHL contract.
July 14, 2017 –	Filip Chytil signed to first NHL contract.
July 19, 2017 –	Alexandar Georgiev signed as a free agent.



# ALL-TIME NHL ENTRY DRAFT SELECTIONS

## 1963

at Montreal, June 5

ROUND OVERALL	NAME	POS.	TEAM, LEAGUE
1/4	Al Osborne	RW	Weston, Jr. B
2/10	Terry Jones	C	Weston, Midg.
3/15	Mike Cummings	LW	Georgetown, OHL Midget
4/20	Campbell Allison	D	Portage La Prairie, Jr. B

## 1964

at Montreal, June 11

ROUND OVERALL	NAME	POS.	TEAM, LEAGUE
1/3	Robert Graham	D	Toronto, Midget
2/9	Tim Ecclestone	C	Etobicoke, Jr. B
3/15	Gordon Lowe	D	Toronto, Midget
4/21	Syl Apps Jr.	C	Kingston, Midget

## 1965

at Montreal, April 27

ROUND OVERALL	NAME	POS.	TEAM, LEAGUE
1/1	Andre Veilleux	RW	Montreal, Jr. B
2/6	George Surmay	G	Winnipeg, MJHL
3/10	Michel Parizeau	LW	Montreal, Jr. B

## 1966

at Montreal, April 25

ROUND OVERALL	NAME	POS.	TEAM, LEAGUE
1/2	Brad Park	D	Toronto, OHA
2/8	Joy Johnston	C	Peterborough, OHA
3/14	Don Luce	C	Kitchener, OHA
4/20	Jack Egers	LW	Kitchener, Jr. B

## 1967

at Montreal, June 7

ROUND OVERALL	NAME	POS.	TEAM, LEAGUE
1/6	Robert Dickson	LW	Chatham, OHL
2/15	Brian Tosh	D	Smith Falls, Jr. A

## 1968

at Montreal, June 13

ROUND OVERALL	NAME	POS.	TEAM, LEAGUE
3/19	Bruce Buchanan	D	Weyburn, WHL

## 1969

at Montreal, June 12

ROUND OVERALL	NAME	POS.	TEAM, LEAGUE
1/8	Andre Dupont	D	Montreal, OHA
2/12	Pierre Jarry	C	Ottawa, OHA
3/23	Bert Wilson	LW	London, OHA
4/35	Kevin Morrison	RW	St. Jerome, QMJHL
5/47	Bruce Hellemund	D	Moose Jaw, WHL
6/59	Gordon Smith	D	Cornwall, QMJHL

## 1970

at Montreal, June 11

ROUND OVERALL	NAME	POS.	TEAM, LEAGUE
1/11	Normand Gratton	RW	Montreal, OHA
2/25	Mike Murphy	RW	Toronto, OHA
3/39	Wendell Bennett	RW	Weyburn, SJHL
4/53	Andre St. Pierre	D	Drummondville, QMJHL
5/67	Gary Coalter	RW	Hamilton, OHA
6/81	Duane Wylie	C	St. Catharines, OHA
7/94	Wayne Bell	G	Estevan, WHL
8/106	Pierre Brind'Amour	LW	Montreal, OHA

## 1971

at Montreal, June 10

ROUND OVERALL	NAME	POS.	TEAM, LEAGUE
1/10	Steve Vickers	LW	Toronto, OHA
1/13	Steve Durano	D	Toronto, OHA
2/27	Tom Williams	LW	Hamilton, OHA
3/41	Terry West	C	London, OHA
4/55	Jerry Butler	RW	Hamilton, OHA
5/69	Fraser Robertson	D	Lethbridge, AJHL
6/83	Wayne Wood	G	Montreal, OHA
7/96	Doug Keeler	C	Ottawa, OHA
7/97	Jean-Denis Royal	D	St. Jerome, QMJHL
9/109	Eugene Sobchuk	C	Regina, WHL
10/110	Jim Ivson	D	Brandon, WHL
11/111	Andre Pelofsky	C	Rosemont, QMJHL
12/112	Elston Evoy	C	Sault Ste. Marie, OHA
13/114	Gerald Lacompte	D	Sherbrooke, QMJHL
14/115	Wayne Forsythe	LW	Swift Current, WHL
15/116	Bill Forrest	D	Hamilton, OHA

## 1972

at Montreal, June 8

ROUND OVERALL	NAME	POS.	TEAM, LEAGUE
1/10	Al Blanchard	RW	Kitchener, OHA
1/15	Bob MacMillan	C	St. Catharines, OHA
2/21	Larry Sacharuk	D	Saskatoon, WHL
2/31	Rene Villemure	LW	Shawinigan, QMJHL
3/48	Gerry Teeple	C	Cornwall, QMJHL
4/63	Doug Horbul	LW	Calgary, WHL
5/78	Marty Gateman	D	Hamilton, OHA
6/95	Ken Ireland	C	New Westminster, WHL
7/111	Jeff Hunt	RW	Winnipeg, WHL
8/127	Yvon Blais	LW	Cornwall, QMJHL
9/137	Pierre Archambault	D	St. Jerome, QMJHL

## 1973

at Montreal, May 15

ROUND OVERALL	NAME	POS.	TEAM, LEAGUE
1/14	Rick Middleton	RW	Oshawa, OHA
2/30	Pat Hickey	RW	Hamilton, OHA
3/46	John Campbell	LW	Sault Ste. Marie, OHA
4/62	Brian Movik	D	Calgary, WHL
5/73	Pierre Laganiere	RW	Sherbrooke, QMJHL
6/94	Dwayne Pentland	D	Brandon, WHL

## 1974

at Montreal, May 28

ROUND OVERALL	NAME	POS.	TEAM, LEAGUE
1/14	Dave Maloney	D	Kitchener, OHA
2/32	Ron Greshchner	D	New Westminster, WHL
3/50	Jerry Holland	LW	Calgary, WHL
4/68	Boyd Anderson	LW	Medicine Hat, WHL
5/86	Dennis Olmstead	C	Univ. of Wisc., WCHA
6/104	Eddie Johnstone	RW	Medicine Hat, WHL
7/122	John Memryk	G	Winnipeg, WHL
8/139	Greg Holst	C	Kingston, OHA
9/156	Claude Arvaisais	C	Shawinigan, QMJHL
10/171	Ken Dodd	LW	New Westminster, WHL
11/186	Ralph Krentz	LW	Brandon, WHL
12/198	Larry Jacques	RW	Ottawa, OHA
13/208	Tom Gastle	LW	Peterborough, OHA
14/218	Eric Brubacher	C	Kingston, OHA
15/224	Russell Hall	C	Winnipeg, WHL
16/227	Bill Kriski	G	Winnipeg, WHL
17/230	Kevin Treacy	RW	Cornwall, QMJHL
18/233	Ken Gassoff	C	Medicine Hat, WHL
19/236	Clifford Bast	D	Medicine Hat, WHL
20/239	Jim Mayer	RW	Mich. Tech, WCHA
21/241	Warren Miller	RW	Univ. of Minn., WCHA
22/243	Kevin Walker	D	Cornell University, ECAC
23/245	Jim Warner	RW	Minnesota, Midwest Jr.

## 1975

at Montreal, June 3

ROUND OVERALL	NAME	POS.	TEAM, LEAGUE
1/12	Wayne Dillon	C	Toronto, OHA
2/30	Doug Soetaert	G	Edmonton, WHL
3/48	Greg Hickey	LW	Hamilton, OHA
4/66	Bill Cheropita	G	St. Catharines, OHA
5/84	Larry Huras	D	Kitchener, OHA
6/102	Randy Koch	LW	Univ. of Vermont, ECAC
7/120	Claude Larose	LW	Sherbrooke, QMJHL
8/138	Bill Hamilton	RW	St. Catherine's, OHA
9/154	Bud Stefanski	C	Oshawa, OHA
10/169	Dan Beaulieu	LW	Quebec, QMJHL
11/184	John McMorrow	C	Providence Coll., ECAC
12/195	Tom McNamara	G	Univ. of Vermont, ECAC
13/200	Steve Roberts	D	Providence Coll., ECAC
13/201	Paul Dionne	D	Princeton Univ., ECAC
14/205	Cecil Luckern	RW	U. of New Hamp., ECAC
15/209	John Corriveau	RW	U. of New Hamp., ECAC
16/212	Tom Funke	LW	Fargo, Midwest Jr.

## 1976

at Montreal, June 1

ROUND OVERALL	NAME	POS.	TEAM, LEAGUE
1/6	Don Murdoch	RW	Medicine Hat, WHL
2/24	Dave Farris	D	Sudbury, OHA
3/42	Mike McEwen	D	Toronto, OHA
4/60	Claude Periard	LW	Trois Rivières, QMJHL
5/78	Doug Gaines	C	St. Catharines, OHA
6/96	Barry Scully	RW	Kingston, OHA
7/112	Remi Levesque	LW	Quebec, QMJHL

## 1977

at Montreal, June 14

ROUND OVERALL	NAME	POS.	TEAM, LEAGUE
1/8	Lucien DeBlois	RW	Sorel, QMJHL
1/13	Ron Duguay	C	Sudbury, OHA
2/26	Mike Keating	LW	St. Catharines, OHA
3/44	Steve Baker	G	Union College, (IN)
4/62	Mario Marois	D	Quebec, QMJHL
5/80	Benoit Gosselin	LW	Trois Rivières, QMJHL
6/98	John Bethel	LW	Boston University, ECAC
7/116	Robert Sullivan	C	Chicoutimi, QMJHL
8/131	Lance Nethery	LW	Cornell University, ECAC
9/146	Alex Jeans	RW/C	Univ. of Toronto, OUAA
10/157	Peter Raps	LW	West. Mich. Univ., CCHA
11/164	Mike Brown	RW	West. Mich. Univ., CCHA
12/171	Mark Miller	LW	Univ. of Michigan, WCHA

# ALL-TIME NHL ENTRY DRAFT SELECTIONS

## 1978

at Montreal, June 15

ROUND OVERALL	NAME	POS.	TEAM, LEAGUE
2/26	Don Maloney	LW	Kitchener, OHA
3/43	Ray Markham	C	Flin Flon, WHL
3/44	Dean Turner	D	Univ. of Michigan, WCHA
4/50	Dave Silk	RW	Boston University, ECAC
4/60	Andro Dore	D	Quebec, OHL
5/76	Mike McDougal	RW	Port Huron, IHL
6/93	Tom Laidlaw	D	North, Mich. Univ., CCHA
7/110	Dan Clark	D	Milwaukee, IHL
8/127	Greg Kostenko	D	Oho State Univ., CCHA
8/144	Brian McDavid	D	Sudbury, OHA
9/161	Mark Rodrigues	G	Yale University, ECAC
10/176	Steve Weeks	G	North, Mich. Univ., CCHA
11/192	Pierre Daigneault	LW	St. Laurent Coll., QUAA
12/206	Chris McLaughlin	D	Dartmouth Coll., ECAC
13/217	Todd Johnson	C	Colorado University, ECAC
13/223	Dan McCarthy	C	Sudbury, OHA

## 1979

at Montreal, August 9

ROUND OVERALL	NAME	POS.	TEAM, LEAGUE
1/13	Doug Sullivan	LW	Kitchener, OHA
2/34	Ed Hospodar	D	Ottawa, OHA
4/76	Pat Conacher	C	Saskatoon, WHL
5/97	Dan Makuch	RW	Clarkson University, ECAC
6/118	Stan Adams	C	Niagara Falls, OHA

## 1980

at Montreal, June 11

ROUND OVERALL	NAME	POS.	TEAM, LEAGUE
1/14	Jim Malone	C	Toronto, OHA
2/35	Mike Allison	C	Sudbury, OHA
4/77	Kurt Kleinendorst	C	Providence Coll., ECAC
5/98	Scott Kleinendorst	D	Providence Coll., ECAC
6/119	Reijo Ruotsalainen	D	Karpat, Finland
7/140	Boj Scurlfield	C	West. Mich. Univ., CCHA
8/161	Bert Wilson	D	Toronto, OHA
9/182	Chris Wray	RW	Boston College, ECAC
10/203	Anders Backstrom	D	Brynäs, Sweden

## 1981

at Montreal, June 10

ROUND OVERALL	NAME	POS.	TEAM, LEAGUE
1/9	James Patrick	D	Prince Albert, SJHL
2/30	Jan Erixon	RW	Skelefteå, Sweden
3/50	Peter Sundstrom	LW	Bjorkloven, Sweden
3/51	Mark Morrison	C	Victoria, WHL
4/72	John Vanbiesbrouck	G	Sault Ste. Marie, OHA
6/114	Eric Magnusson	C	RPI, ECAC
7/135	Mike Gutzend	D	Colearaine H.S., (MN)
8/156	Ari Lahtenmaki	RW	IFK Helsinki, Finland
9/177	Paul Reifenberger	RW/C	Anoka H.S., (MN)
10/198	Mario Proulx	G	Providence Coll., ECAC

## 1982

at Montreal, June 9

ROUND OVERALL	NAME	POS.	TEAM, LEAGUE
1/15	Chris Kontes	C	Toronto, OHL
2/36	Tomas Sandstrom	RW	Färjestads, Sweden
3/57	Corey Millen	C	Cloquet H.S., (MN)
4/78	Chris Jensen	C	Kelowna, BCJHL
6/120	Tony Granato	C	Northwood Prep, (NY)
7/141	Sergei Kapustin	LW	Central Red Army, USSR
8/160	Brian Glynn	C	Buffalo, NAJHL
8/162	Jan Karlsson	D	Kiruna, Sweden
9/183	Kelly Miller	C	Mich. St. Univ., CCHA
10/193	Simo Saarinen	D	IFK Helsinki, Finland
10/204	Bob Lowes	C	Prince Albert, SJHL
11/225	Andy Otto	D	Northwood Prep, (NY)
12/246	Dwayne Robinson	D	U. of N. Hamp., HE

## 1983

at Montreal, June 8

ROUND OVERALL	NAME	POS.	TEAM, LEAGUE
1/12	Dave Gagner	C	Brantford, OHL
2/33	Randy Heath	LW	Portland, WHL
3/49	Vessa Sale	D	Lukko, Finland
3/53	Gordon Walker	LW	Portland, WHL
4/73	Peter Andersson	D	Ornskoldsvik, Sweden
5/93	Jim Andonoff	RW	Belleville, OHL
6/113	Bob Alexander	D	Rosemount H.S., (MN)
7/133	Steve Orth	C	St. Cloud Tech H.S., (MN)
8/153	Peter Marcov	LW	Welland, Ont. Jr. B
9/173	Paul Jerrard	D/RW	Notre Dame H.S., (Sask.)
11/213	Bryan Walker	D	Portland, WHL
12/233	Ulf Nilsson	G	Skelefteå, Sweden

## 1984

at Montreal, June 9

ROUND OVERALL	NAME	POS.	TEAM, LEAGUE
1/14	Terry Carkner	D	Peterborough, OHL
2/35	Raimo Helminen	C	Iives, Finland
4/77	Paul Broten	C	Roseau H.S., (MN)
5/98	Clark Donatelli	LW	Stratford, Ont. Jr. B
6/119	Kjell Samuelsson	D	Leksand, Sweden
7/140	Tom Hussey	LW	St. Andrew's H.S., (Ont.)
8/161	Brian Nelson	C	Wilmar H.S., (MN)
9/182	Ville Kentalä	LW	IFK Helsinki, Finland
9/188	Heinz Ehlers	C	Leksand, Sweden
10/202	Kevin Miller	C	Redford, NAJHL
11/223	Tom Lorentz	C	Brady H.S., (MN)
12/243	Scott Brower	G	Lloydminster, SJHL

## 1985

at Toronto, June 15

ROUND OVERALL	NAME	POS.	TEAM, LEAGUE
1/7	Ulf Dahlen	C	Ostersund, Sweden
2/28	Mike Richter	G	Northwood Prep, (NY)
3/49	Sam Lindstahl	G	Soderatelj, Sweden
4/70	Pat Janostin	D	Notre Dame H.S., (Sask.)
5/91	Brad Stepan	LW	Hastings H.S., (MN)
6/112	Brian McReynolds	C	Orillia, OHL
7/133	Neil Pilon	D	Kamloops, WHL
8/154	Larry Bernard	LW	Seattle, WHL
9/175	Stephane Brochu	WHL	Quebec, OHL
10/196	Steve Nemeth	C	Leithbridge, WHL
11/217	Robert Burakovski	LW	Leksand, Sweden
12/238	Rudy Poeschek	D	Kamloops, WHL

## 1986

at Montreal, June 21

ROUND OVERALL	NAME	POS.	TEAM, LEAGUE
1/9	Brian Leetch	D	Avon Old Farms Prep, (CT)
3/51	Bret Walter	C	Univ. of Alberta, CWUAA
3/53	Shaun Clouston	WHL	Univ. of Alberta, CWUAA
4/72	Mark Janssens	C	Regina, WHL
5/93	Jeff Bloemgren	D	North Bay, OHL
6/114	Darren Turcotte	C	North Bay, OHL
7/135	Robb Graham	RW	Guelph, OHL
8/156	Barry Chyzowski	C	St. Albert, AJHL
9/177	Pat Scanlon	LW/C	Cretin H.S., (MN)
10/198	Joe Ranger	D	London, OHL
11/219	Russell Parent	D	S. Winnipeg, MJHL
12/240	Soren True	LW	Skokkabs, Denmark

## 1987

at Detroit, June 13

ROUND OVERALL	NAME	POS.	TEAM, LEAGUE
1/10	Jayson More	D	New Westminster, WHL
2/31	Daniel Lacroix	LW	Granby, QMJHL
3/46	Simon Gagne	RW	Laval, QMJHL
4/69	Michael Sullivan	C	Boston Univ., HE
5/94	Erik O'Borsky	C	Yale University, ECAC
6/115	Ludek Cajka	D	Dukla Jihlava, Czech.
7/136	Cluck Thomas	D	RPI, ECAC
8/157	Chuck Wiegand	C	Essex Junction H.S., (VT)
9/178	Eric Burrill	RW	Tartan H.S., (MN)
10/199	David Porter	LW	North, Mich. U., WCHA
10/205	Bret Barnett	RW	Wexford, Ont. Jr. B
11/220	Lance Marciano	D	Choate Prep, (CT)

## 1988

at Montreal, June 11

ROUND OVERALL	NAME	POS.	TEAM, LEAGUE
2/22	Troy Mallette	C	Sault Ste. Marie, OHL
2/26	Murray Duval	D	Spokane, WHL
4/68	Thayer Amonte	RW	Thayer Academy, (MA)
5/99	Martin Bergeron	C	Drummondville, QMJHL
6/110	Dennis Vail	D	Hamilton, OHL
7/131	Mike Rosati	G	Hamilton, OHL
8/152	Eric Couvrette	LW	St. Jean, QMJHL
9/173	Patrick Forrest	D	St. Cloud State, WCHA
10/194	Paul Cain	C	Cornwall, OHL
10/202	Eric Fenton	C	N. Yarmouth Prep, (MA)
11/215	Peter Fiorentino	D	Sault Ste. Marie, OHL
12/236	Keith Stifstein	RW	Choate Prep, (CT)

## 1989

at Minnesota, June 17

ROUND OVERALL	NAME	POS.	TEAM, LEAGUE
1/20	Steven Rice	RW	Kitchene, OHL
2/40	Jason Prosofsky	RW	Medicine Hat, WHL
3/45	Rob Zamuner	C	Guelph, OHL
3/49	Louie DeBrusk	LW	London, OHL
4/67	Jim Cummins	RW	Michigan State, CCHA
5/88	Aaron Miller	D	Niagara Scenics, NAHL
6/119	Joby Messier	D	Michigan State, CCHA
7/139	Greg Leahy	C	Portland, WHL
8/160	Greg Spennath	LW	Tri-City, WHL
9/181	Mark Bavis	C	Cushing Academy, (MA)
10/202	Roman Oksuta	RW	Khimik Voskresensk, Russia
11/223	Steve Locke	LW	Niagara Falls, OHL
12/244	Ken MacDermid	LW	Hull, QMJHL

# ALL-TIME NHL ENTRY DRAFT SELECTIONS

## 1990

at Vancouver, June 16

ROUND OVERALL	NAME	POS.	TEAM, LEAGUE
1/13	Michael Stewart	D	Michigan State, CCHA
2/34	Doug Weight	C	Lake Superior St., CCHA
3/55	John Vary	D	North Bay, OHL
4/69	Jeff Nielsen	RW	Grand Rapids H.S., (MN)
4/76	Rick Willis	LW	Pingree Prep, (MA)
5/85	Sergei Zubov	D	CSKA, Sov. Elite
5/99	Lubos Rob	C	Budejovice, Czech.
6/118	Jason Weinrich	D	Springfield H.S., (MA)
7/139	Bryan Lonsinger	D	Choate Prep, (CT)
8/160	Todd Hedlund	RW	Roseau H.S., (MN)
9/181	Andrew Silverman	D	Beverly H.S., (MA)
10/202	Jon Hillebrandt	G	Monona Grove H.S., (WI)
11/223	Brett Lievers	C	Wayzata H.S., (MN)
12/244	Sergei Nemchinov	C	Soviet Wings, Russia

## 1991

at Buffalo, June 9

ROUND OVERALL	NAME	POS.	TEAM, LEAGUE
1/15	Alexei Kovalev	LW	Dynamo Moscow, USSR
2/37	Darcy Werenka	D	Lethbridge, WHL
5/96	Corey Machanic	D	U. of Vermont, ECAC
6/125	Fredrik Jax	RW	Leksand, Swe. El.
6/128	Barry Young	D	Sudbury, OHL
7/147	John Rushin	C	Kennedy, USS
8/169	Corey Hirsch	C	Kamloops, WHL
9/191	Vjateslav Uvaev	D	Sparkak Moscow, USSR
10/213	Jamie Ram	G	Mich. Tech Univ., WCHA
11/235	Vitali Chirakov	C	Torpedo Jaroslavl, USSR
12/257	Brian Wiseman	C	Univ. of Michigan, CCHA

## 1992

at Montreal, June 20

ROUND OVERALL	NAME	POS.	TEAM, LEAGUE
1/24	Peter Ferraro	C/R	Waterloo, USJHL
2/48	Mattias Norstrom	D/L	AIK, Swe. El.
3/72	Chris Cairns	D	Detroit, OHL
4/85	Chris Ferraro	RW/R	Waterloo, USJHL
5/120	Dimitri Starostenko	RW/L	CSKA Moscow, CIS
6/144	Davide Dal Grande	D/L	Ottawa, Tier 2
7/168	Matt Oates	LW/L	Miami of Ohio, WCHA
8/192	Mickey Elick	D	Univ. of Wisc., WCHA
9/216	Dan Brierley	D/L	Choate Prep, (CT)
10/240	Vladimir Vorobiev	RW/L	Met. Cherepovets, CIS

## 1993

at Quebec, June 26

ROUND OVERALL	NAME	POS.	TEAM, LEAGUE
1/8	Niklas Sundstrom	C	Modo, Sweden El.
2/34	Lee Sorochan	D	Lethbridge, WHL
3/61	Maxim Galanov	D	Lada Togliatti, CIS
4/86	Sergei Olmpejev	C	Dynamo Minsk, CIS
5/112	Gary Roach	D	Sault Ste. Marie, OHL
6/138	Dave Trofimenkoff	G	Lethbridge, WHL
7/162	Sergei Kondrashkin	RW	Cherovopets, CIS
7/164	Todd Marchant	C	Clarkson Univ., ECAC
8/190	Eddy Campbell	D	Omaha Jr. A, Tier 2
9/216	Ken Shepard	G	Oshawa, OHL
10/242	Andrei Kudinov	C	Chelyabinsk, CIS
11/261	Pavel Komarov	D	Nizhni Novgorod, CIS
11/268	Maxim Smelnitski	C	Chelyabinsk, CIS

## 1994

at Hartford, June 28-29

ROUND OVERALL	NAME	POS.	TEAM, LEAGUE
1/26	Dan Cloutier	G	Sault Ste. Marie, OHL
2/52	Rudolf Verick	LW	Slovak Bratislava, Slovakia
3/78	Adam Smith	D	Tacoma, WHL
4/100	Alexander Korobolin	D	Chelyabinsk, Russia
4/104	Sylvain Blouin	D	Laval, QMJHL
5/130	Martin Ethier	D	Beaumont, QMJHL
6/135	Yuri Litvinov	C	Krylia Sovetov, Russia
6/156	David Brosseau	C	Shawinigan, QMJHL
7/182	Alexei Lazarenko	W	CSKA, Rus. El.
8/208	Craig Anderson	D	Park Center H.S., (MN)
9/209	Vitali Yermeyev	G	Ust-Kamenogorsk, Russia
9/234	Eric Boulton	LW	Oshawa, OHL
10/260	Radoslaw Kropac	RW	Slovak Bratislava, Slovakia
11/267	Jamie Butt	LW	Tacoma, WHL
11/286	Kim Johnsson	D	Malmo, Sweden

## 1995

at Edmonton, July 8

ROUND OVERALL	NAME	POS.	TEAM, LEAGUE
2/39	Christian Dube	C	Sherbrooke, QMJHL
3/65	Mike Martin	D	Windsor, OHL
4/91	Marc Savard	C	Oshawa, OHL
5/110	Alexei Vassiliev	D	Yaroslavl, CIS
5/117	Dale Purinton	D	Tacoma, WHL
6/143	Peter Stlamir	RW	Zvolen Jr., Slovakia
7/169	Jeff Heil	G	Winconsin-River Falls, NCHA
8/195	Ilija Gorohov	D	Yaroslavl, CIS
9/221	Bob Maudie	C	Kamloops, WHL

## 1996

at St. Louis, June 22

ROUND OVERALL	NAME	POS.	TEAM, LEAGUE
1/22	Jeff Brown	D	Sarnia, OHL
2/48	Daniel Goneau	LW	Granby, QMJHL
3/76	Dmitri Subbotin	LW	CSKA, Rus. Elite
5/131	Colin Pepperal	D	Niagara Falls, OHL
6/168	Ola Sandberg	D	Djurgarden, Sweden
7/185	Jeff Dessner	D	Taft, USJHL
8/211	Ryan McKie	D	London, OHL
9/237	Ronnie Sundin	D	Vastra F. Goteborg, Sweden

## 1997

at Pittsburgh, June 21

ROUND OVERALL	NAME	POS.	TEAM, LEAGUE
1/19	Stefan Cherneski	RW	Brandon, WHL
2/46	Wes Jarvis	D	Kitchener, OHL
3/73	Burke Henry	D	Brandon, WHL
4/93	Tommi Kalliarsson	D	HPK Jr., Finland
5/126	Jason McLean	G	Moose Jaw, WHL
5/134	Johan Lindbom	LW	HV 71, Sweden
6/136	Mike York	C	Michigan State, CCHA
6/154	Shawn Degagne	G	Kitchener, OHL
7/175	Johan Holmqvist	G	Brynäs Gavlé, Sweden
7/182	Mike Mottau	D	Boston College, HE
8/210	Andrew Proskurnicki	LW	Sarnia, OHL
9/236	Richard Miller	D	Providence College, HE

## 1998

at Buffalo, June 27

ROUND OVERALL	NAME	POS.	TEAM, LEAGUE
1/7	Manny Malhotra	C	Guelph, OHL
2/40	Randy Copley	RW	Cape Breton, QMJHL
3/66	Jason LaBarbera	G	Tri Cities, WHL
4/114	Boyd Kane	LW	Regina, WHL
5/122	Patrick Leahy	RW	Miami University, CCHA
5/131	Tomas Kloucek	D	Slavia Praha Jr., Czech Republic
7/160	Stefan Lindqvist	RW	Brynäs Gavlé, Sweden
8/207	Johan Wittehall	RW	Leksand, Sweden
9/235	Jan Mertzig	D	Lulea, Sweden

## 1999

at Boston, June 26

ROUND OVERALL	NAME	POS.	TEAM, LEAGUE
1/4	Pavel Brendl	RW	Calgary, WHL
1/9	Jamie Lundmark	C	Moose Jaw, WHL
2/59	David Inman	C	Notre Dame, CCHA
3/79	Johan Asplund	G	Brynäs Gavlé, Sweden
3/90	Patrick Auferio	D	Boston Univ., HE
5/137	Garett Bembridge	RW	Saskatoon, WHL
6/177	Jay Dardis	C	Proctor, USHS
7/197	Arto Laatikainen	D	Espoo, Finland
8/226	Evgeny Guskov	LW	Togliatti, Russia
9/251	Petter Henning	RW	MoDo, Sweden
9/254	Alexei Bulatov	LW	Yekaterinburg, Russia

## 2000

at Calgary, June 24-25

ROUND OVERALL	NAME	POS.	TEAM, LEAGUE
2/64	Filip Novak	D	Regina, WHL
3/95	Dominic Moore	C	Havard, ECAC
4/112	Premysl Duben	D	Jihlava, Slovakia
5/140	Nathan Martz	C	Chilliwack, BCJHL
5/143	Brandon Snee	G	Union College, ECAC
6/175	Sven Helfenstein	C/RW	Kloten Jr., Switzerland
7/205	Henrik Lindqvist	G	Frolunda, Sweden
8/238	Danny Eberly	D	RPI, ECAC
9/269	Martin Richter	D	Saipa, Finland

## 2001

at Florida, June 23-24

ROUND OVERALL	NAME	POS.	TEAM, LEAGUE
1/10	Dan Blackburn	G	Kootenay, WHL
2/40	Fedor Tyutin	D	St. Petersburg, Russia
3/79	Garth Murray	C	Regina, WHL
4/113	Bryce Lampman	D	Omaha, USHL
5/139	Shawn Collymore	RW	Quebec, QMJHL
6/176	Marek Zidicky	C	Quebec, QMJHL
7/206	Petr Preucil	C	Quebec, QMJHL
7/226	Pontus Petterstrom	F	Tingsryd, Sweden
8/230	Leonid Zhvachkin	D	Podolsk Jr., Russia
8/238	Ryan Hollweg	C	Medicine Hat, WHL
9/269	Juris Stals	C	Lukko, Finland

## 2002

at Toronto, June 22-23

ROUND OVERALL	NAME	POS.	TEAM, LEAGUE
2/33	Lee Falardeau	RW	Michigan State, CCHA
3/81	Marcus Jonasen	LW	Vasteras, Sweden
4/127	Nathan Guenin	D	Green Bay, USHL
5/143	Mike Walsh	LW	Compuware, MAHL
6/177	Jake Taylor	D	Green Bay, USHL
6/194	Kim Hirschovits	C	IFK Helsinki, Finland
7/226	Joseph Crabb	RW	Green Bay, USHL
8/240	Petr Prucha	RW	Pardubice, Czech Republic
9/270	Rob Flynn	RW	Harvard, ECAC

# ALL-TIME NHL ENTRY DRAFT SELECTIONS

## 2003

at Nashville, June 21-22

ROUND OVERALL	NAME	POS.	TEAM, LEAGUE
1/2	Hugh Jessiman	RW	Dartmouth, ECAC
2/50	Ivan Baranka	D	Dubnica, Slovakia
3/75	Ken Roche	C	St. Sebastian's Prep
4/122	Corey Potter	D	Michigan State, CCHA
5/149	Nigel Dawes	LW	Kootenay, WHL
6/176	Ivan Domic	C	Bratislava, Slovakia
6/179	Philippe Furrer	D	Bern, Switzerland
6/180	Chris Holt	G	United States Juniors
7/209	Dylan Reese	D	Pittsburgh, NAHL
8/243	Jan Marek	F	Trinec, Czech Republic

## 2004

at Carolina, June 26-27

ROUND OVERALL	NAME	POS.	TEAM, LEAGUE
1/6	Alvaro Montoya	G	Univ. of Michigan, CCHA
1/19	Lauri Korpikoski	LW	TPS Tuko, Finland Jr.
2/36	Darin Olver	C	Northern Michigan, CCHA
2/48	Dane Byers	LW	Prince Albert, WHL
2/51	Bruce Graham	C	Moncton, QMJHL
2/60	Brandon Dubinsky	C	Portland, WHL
3/73	Zdenek Bahensky	RW	Litvinov, Czech. Jr.
3/80	Billy Ryan	C	Cushing Academy, USHSE
4/127	Ryan Callahan	RW	Guelph, OHL
4/135	Roman Psurny	W	Zlin, Czech Republic, Jr.
6/149	Jordan Frote	LW	Nanaimo, BCHL
8/247	Jonathan Paiment	D	Lewiston, QMJHL
9/266	Jakub Petruzelak	RW	Litvinov, Czech Republic

## 2005

at Ottawa, July 30

ROUND OVERALL	NAME	POS.	TEAM, LEAGUE
1/12	Marc Staal	D	Sudbury, OHL
2/40	Michael Sauer	D	Portland, WHL
2/56	Marc-Andre Cliche	RW	Lewiston, QMJHL
3/66	Brodie Dupont	C	Calgary, WHL
3/77	Dalyn Flatt	D	Saskatoon, WHL
4/107	Tom Pyatt	D	Saginaw, OHL
5/147	Trevor Koverko	C	Owen Sound, OHL
6/178	Greg Beller	LW	Lake of the Woods, USHS
7/211	Ryan Russell	C	Kootenay, WHL

## 2006

at Vancouver, June 24

ROUND OVERALL	NAME	POS.	TEAM, LEAGUE
1/21	Bobby Sanguinetti	D	Owen Sound, OHL
2/54	Artem Anisimov	C	Yaroslavl-2, Russia
3/84	Ryan Hillier	LW	Halifax, QMJHL
4/104	David Kveton	RW	Vsetin, Czech Republic
5/137	Tomas Zaborsky	F	Trencin, Slovakia Jr.
6/174	Eric Hunter	LW	Prince George, WHL
7/204	Lukas Zeliska	C	Trinec, Czech Republic

## 2007

at Columbus, June 22-23

ROUND OVERALL	NAME	POS.	TEAM, LEAGUE
1/17	Alexei Cherepanov	RW	Omsk, Russia
2/48	Antoine Lafleur	G	PEI, QMJHL
5/138	Max Campbell	C	Strathroy, OJHL-B
6/168	Carl Hagelin	LW	Soderlatje, Sweden Jr.
7/193	David Skokan	C	Rimouski, QMJHL
7/198	Danny Hobbs	RW	Ohio, USHL

## 2008

at Ottawa, June 20-21

ROUND OVERALL	NAME	POS.	TEAM, LEAGUE
1/20	Michael Del Zotto	D	Oshawa, OHL
2/51	Derek Stepan	C	Shattuck-2, Mary's, H.S.-MN
3/75	Evgeny Grachev	C	Yaroslavl-2, Russia
3/90	Tomas Kundratak	D	Trinec, Czech Republic
4/111	Dale Weise	RW	Swift Current, WHL
5/141	Chris Doyle	C	P.E.I., QMJHL
6/171	Mitch Gaulton	D	Erie, OHL

## 2009

at Montreal, June 26-27

ROUND OVERALL	NAME	POS.	TEAM, LEAGUE
1/19	Chris Kreider	F	Phillips Andover, HS-MA
2/47	Ethan Werek	F	Kingston, OHL
3/80	Ryan Bourque	F	USA U-18, USDP
5/127	Roman Horak	F	HC Ceske Budejovice, CZE-JR
5/140	Scott Stajcer	G	Owen Sound, OHL
6/170	Daniel Maggio	D	Sudbury, OHL
7/200	Mikhail Pashinin	D	Mechel, RUS-2

## 2010

at Los Angeles, June 25-26

ROUND OVERALL	NAME	POS.	TEAM, LEAGUE
1/10	Dylan McIlrath	D	Moose Jaw, OHL
2/40	Christian Thomas	RW	Oshawa, OHL
4/100	Andrew Yogan	RW	Erie, OHL
5/130	Jason Wilson	LW	Owen Sound, OHL
6/157	Jesper Fast	RW	HV 71 Jr., SWE-JR
7/190	Randy McNaught	RW	Saskatoon, WHL

## 2011

at St. Paul, June 24-25

ROUND OVERALL	NAME	POS.	TEAM, LEAGUE
1/15	J.T. Miller	C	USA U-18, USHL
3/72	Steven Fogarty	C	Edina High, HIGH-MN
4/106	Michael St. Croix	C	Edmonton, WHL
5/134	Shane McColligan	RW	Kolovna, WHL
5/136	Samuel Noreau	D	Baie Comeau, QMJHL
6/172	Peter Ceresnak	D	Trencin Jr., Slovakia-Jr.

## 2012

at Pittsburgh, June 22-23

ROUND OVERALL	NAME	POS.	TEAM, LEAGUE
1/28	Brady Skjei	D	USA U-18, USHL
2/59	Boo Nieves	C	Kent School, HIGH-CT
4/119	Calle Andersson	D	Farjestad Jr., SWE-JR
5/142	Thomas Spelling	RW	Herning, Denmark

## 2013

at Newark, June 30

ROUND OVERALL	NAME	POS.	TEAM, LEAGUE
3/65	Adam Tambellini	C	Surrey, BCHL
3/75	Pavel Buchnevich	LW	Cheropyovets, RUS-JR
3/80	Anthony Duclair	LW	Quebec, QMJHL
4/110	Ryan Graves	D	P.E.I., QMJHL
6/170	Mackenzie Skapski	G	Kootenay, WHL

## 2014

at Philadelphia, June 27-28

ROUND OVERALL	NAME	POS.	TEAM, LEAGUE
2/59	Brandon Halverson	G	Sault Ste. Marie, OHL
3/85	Keegan Iverson	RW	Portland, WHL
4/104	Ryan Mantha	D	Indiana, USHL
4/118	Igor Shesterkin	G	MMK Spartak, Russia-Jr.
5/122	Richard Nejezchleb	LW	Brandon, WHL
5/140	Daniel Walcott	D	Blainville-Boisbriand, QMJHL
5/142	Tyler Nanne	D	Edina High, HIGH-MN

## 2015

at Florida, June 26-27

ROUND OVERALL	NAME	POS.	TEAM, LEAGUE
2/41	Ryan Gropp	LW	Seattle, WHL
3/62	Robin Kovacs	RW	AIK, Allsvenskan
3/79	Sergey Zborovskiy	D	Regina, WHL
3/89	Aleks Saarela	C	Assat, Liiga
4/113	Brad Morrison	C	Prince George, WHL
4/119	Daniel Bernhardt	RW	Djurgarden Jr., SuperElit
7/184	Adam Huska	G	Green Bay, USHL

## 2016

at Buffalo, June 24-25

ROUND OVERALL	NAME	POS.	TEAM, LEAGUE
3/81	Sean Day	D	Mississauga, OHL
4/98	Tarmo Reunanen	D	TPS U20, Jr. Liiga
5/141	Tim Gettinger	LW	Sault Ste. Marie, OHL
6/171	Gabriel Fontaine	C	Rouyn-Noranda, QMJHL
6/174	Tyler Wall	G	Leamington, GOJHL
7/201	Ty Ronning	RW	Vancouver, WHL

## 2017

at Chicago, June 23-24

ROUND OVERALL	NAME	POS.	TEAM, LEAGUE
1/7	Lias Andersson	C	HV71, SHL
1/21	Filip Chytil	C	Zlin, Czech Extraliga
4/123	Brandon Crawley	D	London, OHL
5/145	Calle Sjalin	D	Ostersund, HockeyEttan
6/157	Dominik Lakatos	C	Liberec, Czech Extraliga
6/174	Morgan Barron	C	St. Andrew's College, CISAA
7/207	Patrik Virta	C	TPS, Liiga

# ALL-TIME PLAYER REGISTER

NO.	NAME & POSITION	YEARS PLAYED	REGULAR SEASON					PLAYOFFS				
			GP	G	A	PTS	PIM	GP	G	A	PTS	PIM
4	Clarence "Taffy" Abel (D)	1926-27–1928-29	110	10	6	16	151	17	1	1	2	32
19	Doug Adam (LW)	1949-50	4	0	1	0	0	—	—	—	—	—
17	Lloyd Ailsby (D)	1951-52	3	0	0	0	2	—	—	—	—	—
15	Clint Albright (C)	1948-49	59	14	5	19	19	4	—	—	—	—
37	Conor Allen (D)	2013-14 –2014-15 (Signed as a free agent on 3/29/13. Left via free agency.)	7	0	0	0	4	—	—	—	—	—
17	George Allen (D)	1938-39	19	6	6	12	10	7	0	0	0	4
14	Mike Allison (LW)	1980-81–1985-86	266	63	102	165	297	53	4	12	16	92
18	Bill Allum (D)	1940-41	1	0	1	0	0	—	—	—	—	—
33, 31	Tony Amonte (RW)	1991-92–1993-94 (Selected in the 4th round, 68th overall, in the 1988 Entry Draft. Traded to Chicago with Matt Oates on 3/21/94 for Brian Noonan and Stephane Matteau.)	234	84	99	183	135	15	3	8	11	4
36	Glenn Anderson (RW)	1993-94 (Acquired from Toronto with Scott Malone and a 1994 4th round draft choice (Alexander Korobolin) on 3/21/94 for Mike Gartner. Signed as a free agent by St. Louis on 2/4/95.)	12	4	2	6	12	23	3	3	6	42
24	Kent-Erik Andersson (RW)	1982-83–1983-84	134	13	35	48	22	14	0	1	1	0
5	Peter Andersson (D)	1992-93–1993-94 (Selected in the 5th round, 73rd overall, in the 1983 Entry Draft. Traded to Florida on 3/21/94 for their 1994 9th round draft choice (Vitali Yermeyev.)	39	5	12	17	20	—	—	—	—	—
25	Steve Andruscic (RW)	1971-72	—	—	—	—	—	1	0	0	0	0
18	Paul Andrea (RW)	1965-66	4	1	1	2	0	4	1	1	2	0
17	Lou Angotti (C)	1964-65–1965-66	91	11	10	21	22	—	—	—	—	—
42	Artem Anisimov (C)	2008-09–2011-12 (Selected in the 2nd round, 54th overall, in the 2006 Entry Draft. Traded to Columbus on 7/23/12 with Brandon Dubinsky, Tim Erixon, and a 1st round draft choice in exchange for Rick Nash, Steven Delisle, and a conditional 3rd round draft choice.)	244	46	62	108	86	26	4	7	11	4
20	Hub Anslow (LW)	1947-48	2	0	0	0	0	—	—	—	—	—
80	Nik Antropov (RW)	2008-09 (Acquired from Toronto on 3/4/09 for 2009 2nd round pick. Left via free agency.)	18	7	6	13	6	7	2	1	3	6
6	Syl Apps, Jr. (C)	1970-71	31	1	2	3	11	—	—	—	—	—
10	Dave Archibald (C)	1989-90 (Acquired from Minnesota on 11/1/89 for Jayson More. Traded to Ottawa on 11/6/92 for a 1993 5th round draft choice (Frederick Beaubien.)	19	2	3	5	6	—	—	—	—	—
18, 37	Derek Armstrong (C)	1998-99–2000-01 (Signed as a free agent on 7/20/98. Left via free agency.)	7	0	0	0	0	—	—	—	—	—
45	Arron Asham (RW)	2012-13 – 2013-14 (Signed as a free agent on 7/11/12. Left via free agency.)	33	2	0	2	64	10	2	0	2	6
16	Oscar Asmundson (C)	1932-33–1933-34	94	7	16	23	28	9	0	2	2	4
9	Walt Atanas (RW)	1944-45	49	13	8	21	40	—	—	—	—	—
24	Ron Attwell (C)	1967-68	4	0	0	0	2	—	—	—	—	—
10	Ossie Aubuchon (LW)	1943-44	38	16	12	28	4	—	—	—	—	—
16	Sean Avery (LW)	2006-07–2011-12 (Acquired from Los Angeles on 2/5/07 with John Seymour for Jason Ward, Jan Marek and Marc-Andre Cliche. Left via free agency. Claimed off re-entry waivers from Dallas on 3/3/09. Retired.)	264	45	78	123	601	28	5	10	15	69
6	Don Awrey (D)	1977-78	78	2	8	10	38	3	0	0	0	6
2	Vern Ayres (D)	1935-36	28	0	4	4	38	—	—	—	—	—
15	Pete Babando (LW)	1952-53	29	4	4	8	4	—	—	—	—	—
55	Christian Backman (D)	2007-08 (Acquired from St. Louis on 2/26/08 for a 2008 4th round draft choice. Traded to Columbus on 7/2/08 with Fedor Tyutin for Nikolai Zherdev and Dan Fritsche.)	18	2	6	8	20	8	0	0	0	12
21	Mike Backman (RW)	1981-82–1983-84	18	1	6	7	18	10	2	2	4	2
6	Bill Baker (D)	1982-83	70	4	14	18	64	2	0	0	0	0
20	Jozef Balej (RW)	2003-04 (Acquired from Montreal on 3/2/04, along with a 2004 2nd round draft choice (Bruce Graham), in exchange for Alex Kovalev. Traded to Vancouver on 10/8/05, along with a 2006 5th round draft choice for Fedor Fedorov.)	13	1	4	5	4	—	—	—	—	—
11, 22, 8, 17	Dave Balon (LW)	1959-60–1962-63; 1968-69–1971-72	362	99	113	212	284	29	5	6	11	38
25	Jeff Bandura (D)	1980-81	2	0	1	1	0	—	—	—	—	—
39	Drew Bannister (D)	2000-01 (Signed as a free agent on 10/3/99. Left via free agency.)	3	0	0	0	0	—	—	—	—	—
21	Ivan Baranka (D)	2007-08 (Selected in the 2nd round, 50th overall, in the 2003 Entry Draft.)	1	0	1	1	0	—	—	—	—	—
36	Matthew Barnaby (RW)	2001-02–2003-04 (Acquired from Tampa Bay on 12/2/01 for Zdeno Ciger. Traded to Colorado on 3/8/04, along with a 2004 3rd round draft choice (Denis Parshin), for David Litfin, Chris McAllister and a 2004 2nd round draft choice (David Shantz.)	196	34	55	89	406	—	—	—	—	—
11	Dave Barr (C)	1983-84	6	0	0	0	2	—	—	—	—	—
22, 14	Jimmy Bartlett (LW)	1955-56; 1958-59–1959-60	126	19	14	33	174	—	—	—	—	—
17	Cliff Barton (RW)	1939-40	3	0	0	0	0	—	—	—	—	—
12, 10, 9, 16	Andy Bathgate (RW)	1952-53–1963-64	719	272	457	729	444	22	9	7	16	19
16	Frank Bathgate (C)	1952-53	2	0	0	0	2	—	—	—	—	—
21	Frank Beaton (LW)	1978-79–1979-80	25	1	1	2	43	—	—	—	—	—
5, 3	Barry Beck (D)	1979-80–1985-86	415	66	173	239	775	49	10	22	32	77
28	Taylor Beck (LW)	2016-17 (Acquired from Edmonton on 3/1/17 for Justin Fontaine. Left via free agency.)	2	0	0	0	0	—	—	—	—	—
23	John Bednarski (D)	1974-75–1976-77	99	2	18	20	114	1	0	0	0	17
19	Danny Belisle (RW)	1960-61	4	2	0	2	0	—	—	—	—	—
39	Brendan Bell (D)	2011-12 (Signed as a free agent on 8/9/11. Left via free agency.)	1	0	0	0	0	—	—	—	—	—
29	Bruce Bell (D)	1987-88	13	1	2	3	8	—	—	—	—	—
2	Harry Bell (D)	1946-47	1	0	1	1	0	—	—	—	—	—
20, 5	Joe Bell (LW)	1942-43; 1946-47	62	8	9	17	18	—	—	—	—	—
15	Lin Bend (C)	1942-43	8	3	1	4	2	—	—	—	—	—
20	Curt Bennett (C)	1972-73	16	0	1	1	11	—	—	—	—	—
17, 27	Rick Bennett (LW)	1989-90–1991-92 (Acquired from Minnesota with Brian Lawton and Igor Liba on 10/11/88 for Mark Tinordi, Paul Jerrard, Mike Sullivan, Brett Barnett and Los Angeles' 1989 3rd round draft choice (Murray Garbutt.) Signed as a free agent by Hartford in August 1993.)	15	1	1	2	13	—	—	—	—	—

# ALL-TIME PLAYER REGISTER

NO.	NAME & POSITION	YEARS PLAYED	REGULAR SEASON					PLAYOFFS				
			GP	G	A	PTS	PIM	GP	G	A	PTS	PIM
14	<b>Doug Bentley (LW)</b>	1953-54	20	2	10	12	2	—	—	—	—	—
22, 10	<b>Max Bentley (C)</b>	1953-54	57	14	18	32	15	—	—	—	—	—
34	<b>Bryan Berard (D)</b>	2001-02	82	2	21	23	60	—	—	—	—	—
(Signed as a free agent on 10/4/01. Left via free agency.)												
24	<b>Gordon "Red" Berenson (C)</b>	1966-67–1967-68	49	2	6	8	4	4	0	1	1	2
18	<b>Bill Berg (LW)</b>	1995-96–1997-98	152	11	16	27	119	13	1	0	1	2
(Acquired from Toronto with Sergio Momesso on 2/29/96 for Wayne Presley and Nick Kyproos. Traded to Ottawa on 11/27/98 with a 1999 2nd round draft choice (Jordan Leopold) for Stan Neckar.)												
19, 15	<b>Blair Betts (C)</b>	2005-06–2008-09	304	25	15	40	84	28	1	1	2	8
(Acquired from Calgary on 3/6/04 with Jamie McLennan and Greg Moore for Chris Simon and a 2004 7th round draft choice (Matt Schneider.) Left via Free Agency.)												
23	<b>Jeff Boukeboom (D)</b>	1991-92–1998-99	520	18	72	90	1157	70	2	13	15	147
(Acquired from Edmonton on 11/12/91 for David Shaw as future considerations of the Mark Messier trade on 10/4/91. Retired following the 1998-99 season.)												
25	<b>Nick Beverley (D)</b>	1974-75–1976-77	126	4	23	27	67	—	—	—	—	—
41	<b>Stu Bickel (D)</b>	2011-12 – 2012-13	67	0	9	9	157	18	0	0	0	16
(Acquired from Anaheim on 11/23/10 for Nigel Williams. Left via free agency.)												
6	<b>Bob Blackburn (C)</b>	1968-69	11	0	0	0	0	—	—	—	—	—
23	<b>Don Blackburn (LW)</b>	1969-70–1970-71	4	0	0	0	0	1	0	0	0	0
18	<b>Mike Blaisdell (RW)</b>	1983-84–1984-85	48	6	6	12	42	—	—	—	—	—
38	<b>Jeff Bloemberg (D)</b>	1988-89–1991-92	43	3	6	9	25	7	0	3	3	5
(Selected in the 5th round, 93rd overall, in the 1986 Entry Draft. Selected by Tampa Bay on 6/18/92 in the NHL Expansion Draft.)												
32, 38,	<b>Sylvain Blouin (LW)</b>	1996-97–1997-98	7	0	0	0	23	—	—	—	—	—
30	(Selected in the 5th round, 104th overall, in the 1994 Entry Draft. Traded to Montreal on 6/30/98 with a 1999 6th round draft choice (Erik Lewerstrom) for Peter Popovic.)											
94	<b>Derek Boogaard (LW)</b>	2010-11	22	1	1	2	45	—	—	—	—	—
(Signed as a free agent on 7/1/10.)												
6, 3	<b>Tim Bothwell (D)</b>	1978-79–1981-82	62	4	10	14	32	9	0	0	0	8
21	<b>Dick Bouchard (RW)</b>	1954-55	1	0	0	0	0	—	—	—	—	—
39	<b>Joel Bouchard (D)</b>	2002-03; 2003-04	55	6	14	20	24	—	—	—	—	—
(Signed as a free agent on 8/7/02. Traded to Pittsburgh on 2/10/03 with Rico Fata, Richard Linmer, Mikael Samuelsson for Alex Kovalev, Dan LaCouture, Janne Laukkanen and Mike Wilson. Claimed in the NHL Waiver Draft from Buffalo on 10/3/03. Left via free agency.)												
17, 7	<b>Frank Boucher (C)</b>	1926-27–1937-38;										
		1943-44	533	152	262	414	106	54	16	20	36	12
2, 12	<b>Leo Bourgeault (D)</b>	1926-27–1930-31	155	17	11	28	229	20	1	1	2	18
29	<b>Phil Bourque (LW)</b>	1992-93–1993-94	71	6	15	21	47	—	—	—	—	—
(Signed as a free agent on 8/31/92 from Pittsburgh. Traded to Ottawa on 3/21/94 for future considerations.)												
25	<b>Ryan Bourque (LW)</b>	2014-15	1	0	0	0	0	—	—	—	—	—
(Selected in the 3rd round, 80th overall, in the 2009 Entry Draft. Traded to Washington on 2/28/16 for Chris Brown.)												
27	<b>Paul Boutilier (C)</b>	1987-88	4	0	1	1	6	—	—	—	—	—
15, 2	<b>Jack Bownass (D)</b>	1958-59–1959-60;										
		1961-62	76	3	7	10	58	—	—	—	—	—
8	<b>William Boyd (RW)</b>	1926-27–1928-29	98	8	1	9	58	9	0	0	0	2
22	<b>Brian Boyle (C)</b>	2009-10 – 2013-14	355	44	46	90	265	58	9	10	19	42
(Acquired from Los Angeles on 6/27/09 for a 3rd round selection in the 2010 Entry Draft (Jordan Weal). Left via free agency.)												
22	<b>Dan Boyle (D)</b>	2014-15 – 2015-16	139	19	25	44	50	23	3	8	11	2
(Signed as a free agent on 7/1/14. Left via free agency.)												
87	<b>Donald Brashear (LW)</b>	2009-10	36	0	1	1	73	—	—	—	—	—
(Signed as a free agent on 7/1/09. Traded to Atlanta on 8/2/10 with Patrick Rissmiller for Todd White.)												
16	<b>Derrick Brassard (C)</b>	2012-13 – 2015-16	254	69	105	174	110	59	18	26	44	30
(Acquired from Columbus on 4/3/13 with Derek Dorsett, John Moore, and a 6th round pick in the 2014 Entry Draft (later traded) for Marian Gaborik, Steven Delisle, and Blake Parlett. Traded to Ottawa on 7/18/16 with a 2018 7th round draft choice for Mika Zibanejad and a 2018 2nd round choice (later traded).)												
15	<b>Doug Brennan (D)</b>	1931-32–1933-34	123	9	7	16	147	16	1	0	1	21
12	<b>Rich Brennan (D)</b>	1998-99	24	1	3	4	23	—	—	—	—	—
(Acquired from San Jose on 3/24/98 for Jason Muzzatti. Left via agency.)												
8	<b>John Brenneman (LW)</b>	1964-65–1965-66	33	3	3	6	20	—	—	—	—	—
32	<b>Stephane Brochu (D)</b>	1988-89	1	0	0	0	0	—	—	—	—	—
13	<b>Bob Brooke (C)</b>	1983-84–1986-87	175	35	36	71	214	24	6	9	15	43
37	<b>Paul Broten (RW)</b>	1989-90–1992-93	194	27	33	60	194	24	2	3	5	14
(Selected in the 4th round, 77th overall, in the 1984 Entry Draft. Selected by Dallas on 10/2/93 in the NHL Waiver Draft.)												
4	<b>Arnie Brown (D)</b>	1964-65–1970-71	460	33	98	131	547	29	0	7	7	23
4	<b>Brad Brown (D)</b>	2000-01	48	1	3	4	107	—	—	—	—	—
(Acquired from Chicago with Michal Grosse on 10/5/00 for future considerations. Left via free agency.)												
16	<b>Harold Brown (RW)</b>	1945-46	13	2	1	3	2	—	—	—	—	—
4, 21	<b>Larry Brown (D)</b>	1969-70–1970-71	46	1	4	5	18	11	0	1	1	0
14	<b>Stanley Brown (LW)</b>	1926-27	24	6	3	9	14	2	0	0	0	0
17, 24	<b>Jeff Brubaker (LW)</b>	1987-88	31	2	0	2	78	—	—	—	—	—
12	<b>Glenn Brydson (RW)</b>	1935-36	30	4	13	17	9	—	—	—	—	—
19	<b>Bucky Buchanan (C)</b>	1948-49	2	0	0	0	0	—	—	—	—	—
*89	<b>Pavel Buchnevich (RW)</b>	2016-17	41	8	12	20	13	5	0	1	1	0
(Selected in the 3rd round, 75th overall, in the 2013 Entry Draft.)												
4	<b>Hy Buller (D)</b>	1951-52–1953-54	179	22	55	77	209	—	—	—	—	—
9	<b>Pavel Bure (RW)</b>	2001-02–2002-03	51	31	19	50	22	—	—	—	—	—
(Acquired from Florida with a 2002 second round draft choice (Lee Falardeau) on 3/18/02 for Igor Ulanov, Filip Novak, 2002 1st (later traded to Calgary - Eric Nystrom) and 2nd (Rob Globlek) round draft choices and 2003 4th round draft choice (Guillaume Desbiens.) Declared medically unable to play on 9/11/03.)												
14	<b>Kelly Burnett (C)</b>	1952-53	3	1	0	1	0	—	—	—	—	—
24, 27	<b>Gary Burns (LW)</b>	1980-81–1981-82	11	2	2	4	18	5	0	0	0	6
15	<b>Norman Burns (C)</b>	1941-42	11	0	4	4	2	—	—	—	—	—
17, 20	<b>Jerry Butler (RW)</b>	1972-73–1974-75	112	24	26	50	130	15	1	2	3	41
54, 36	<b>Dane Byers (LW)</b>	2007-08; 2009-10	6	1	0	1	31	—	—	—	—	—
(Selected in the 2nd round, 48th overall, in the 2004 Entry Draft. Traded to Columbus for Chad Kolarik on 11/11/10.)												
15	<b>Jerry Byers (LW)</b>	1977-78	7	2	1	3	0	—	—	—	—	—

# ALL-TIME PLAYER REGISTER

NO.	NAME & POSITION	YEARS PLAYED	REGULAR SEASON					PLAYOFFS				
			GP	G	A	PTS	PIM	GP	G	A	PTS	PIM
5, 2	Larry Cahan (D)	1956-57–1958-59; 1961-62–1964-65	309	19	39	58	335	14	0	0	0	16
29	Eric Cairns (D)	1996-97–1997-98	79	0	4	4	239	3	0	0	0	0
43, 24	Ryan Callahan (RW)	(Selected in the 3rd round, 72nd overall, in the 1992 Entry Draft. Claimed off waivers by the Islanders on 12/22/98.) 2006-07 – 2013-14	450	132	122	254	268	59	14	10	24	38
		(Selected in the 4th round, 127th overall, in the 2004 Entry Draft. Traded to Tampa Bay on 3/5/14 with a 1st round pick in the 2014 Entry Draft (later traded), and a 1st round pick in the 2015 Entry Draft for Martin St. Louis.)										
14	Patsy Callighen (D)	1927-28	36	0	0	0	32	9	0	0	0	0
14	Scotty Cameron (C)	1942-43	35	8	11	19	0	—	—	—	—	—
13	Daniel Carcillo (LW)	2013-14	31	3	0	3	43	8	2	0	2	22
		(Acquired from Los Angeles on 1/4/14 for a 7th round pick in the 2014 Entry Draft (Spencer Watson). Left via free agency.)										
38	Terry Carkner (D)	1986-87	52	2	13	15	120	1	0	0	0	0
11	Bob Carpenter (C)	1986-87	28	2	8	10	20	—	—	—	—	—
9, 20	Gene Carr (C)	1971-72–1973-74	139	18	23	41	90	17	1	4	5	21
11	Lorne Carr (RW)	1933-34	14	0	0	0	0	—	—	—	—	—
14	Gene Carrigan (C)	1930-31	33	2	0	2	13	—	—	—	—	—
18	Bill Carse (C)	1938-39	1	0	1	1	0	6	1	1	2	0
	Gerry Carson (C)	1928-29	8	0	0	0	5	5	0	0	0	0
22	Anson Carter (RW)	2002-03–2003-04	54	11	11	22	20	—	—	—	—	—
		(Acquired from Edmonton on 3/11/03 with Ales Pisa for Radek Dvorak and Cory Cross. Traded to Washington on 1/23/04 for Jaromir Jagr.)										
26	Jay Caulfield (RW)	1986-87	13	2	1	3	45	3	0	0	0	12
	Chick Chalmers (LW)	1953-54	1	0	0	0	0	—	—	—	—	—
36	Todd Charlesworth (D)	1989-90	7	0	0	0	6	—	—	—	—	—
		(Acquired from Edmonton on 1/18/90 for future considerations. Left via free agency.)										
11	Rick Chartraw (D)	1982-83–1983-84	30	2	2	4	41	9	0	2	2	6
26, 40	Erik Christensen (C)	2009-10–2011-12	132	20	38	58	44	5	1	0	1	2
		(Claimed off waivers from the Anaheim Ducks on 12/02/2009. Traded to Minnesota on 2/3/12 with a 2013 conditional 7th round draft choice for Casey Wellman.)										
6	Bob Chrystal (D)	1953-54–1954-55	132	11	14	25	112	—	—	—	—	—
22	Shane Churla (LW)	1995-96–1996-97	55	0	1	1	132	26	2	2	4	34
		(Acquired from Los Angeles on 3/14/96 with Marty McSorley and Jari Kurri for Ray Ferraro, Mattias Norstrom, Ian Laperriere, Nathan LaFayette and a 1997 4th round choice (Sean Blanchard). Retired following the 1997-98 season.)										
15	Hank Ciesla (C)	1957-58–1958-59	131	8	20	28	35	6	0	2	2	0
18	Zdeno Ciger (LW)	2001-02	29	6	7	13	16	—	—	—	—	—
		(Signed as a free agent on 7/17/01. Traded to Tampa Bay on 12/12/01 for Matthew Barnaby.)										
18, 6	Joe Cirella (D)	1990-91–1992-93	141	7	18	25	258	19	0	6	6	49
		(Acquired from Quebec on 1/17/91 for Aaron Miller and a 1991 5th round draft choice (Bill Lindsay.) Selected by Florida on 6/24/93 in the NHL Expansion Draft.)										
32	Dan Clark (D)	1978-79	4	0	1	1	6	—	—	—	—	—
4	Adam Clendening (D)	2016-17	31	2	9	11	17	—	—	—	—	—
		(Signed as a free agent on 7/11/16. Left via free agency.)										
6	Bruce Cline (RW)	1956-57	30	2	3	5	10	—	—	—	—	—
29	Ryane Clowe (LW)	2012-13	12	3	5	8	14	2	0	1	1	0
		(Acquired from San Jose on 4/2/13 in exchange for a 2nd round pick in 2013, a 3rd round pick in 2013 (originally Florida's) and a conditional pick in 2014. Left via free agency.)										
15	Bill Collins (RW)	1975-76	50	4	4	8	38	—	—	—	—	—
5, 16	Mac Colville (RW)	1935-36–1941-42; 1945-46–1946-47	353	71	102	173	132	40	9	10	19	14
6	Neil Colville (C)	1935-36–1941-42; 1944-45–1948-49	465	100	166	266	213	46	7	19	26	33
16	Les Colwill (RW)	1958-59	69	7	6	13	16	—	—	—	—	—
6, 16	Charles Conacher, Jr. (LW)	1954-55–1955-56	93	21	18	39	18	—	—	—	—	—
15, 5	Jim Conacher (C)	1951-52–1952-53	33	2	5	7	4	16	1	1	2	2
28	Pat Conacher (C)	1979-80; 1982-83	22	0	6	6	8	3	0	1	1	2
15	Bert Connelly (LW)	1934-35–1935-36	72	12	13	25	33	4	1	0	1	0
20	Cam Connor (RW)	1979-80–1982-83	28	1	6	7	81	12	4	0	4	18
5	Bill Cook (RW)	1926-27–1936-37	475	228	138	366	386	46	13	12	25	66
6	Fred "Burr" Cook (LW)	1926-27–1935-36	433	154	141	295	450	46	15	3	18	57
10	Hal Cooper (RW)	1944-45	8	0	0	0	2	—	—	—	—	—
11, 12	Joe Cooper (D)	1935-36–1937-38; 1946-47	154	5	13	18	134	—	—	—	—	—
2, 17	Art Coulter (D)	1935-36–1941-42	288	18	68	86	342	37	2	5	7	46
21	Russ Courtmail (RW)	1996-97	14	2	5	7	2	15	3	4	7	0
		(Acquired from Vancouver on 3/8/97 with Esa Tikkanen for Sergei Nemchinov and Brian Noonan. Left via free agency.)										
18	Danny Cox (LW)	1933-34	15	5	0	5	2	2	0	0	0	0
32	Bob Crawford (RW)	1985-86–1986-87	14	1	2	3	12	7	0	1	1	8
16	Dave Creighton (C)	1955-56–1957-58	210	55	87	142	123	16	5	5	10	4
18	Cory Cross (D)	2002-03	26	0	4	4	16	—	—	—	—	—
		(Signed as a free agent on 12/17/02. Traded to Edmonton on 3/11/03 with Radek Dvorak for Anson Carter and Ales Pisa.)										
14	Brian Cullen (C)	1959-60–1960-61	106	19	40	59	12	—	—	—	—	—
5	Matt Cullen (C)	2006-07	80	16	25	41	52	10	1	3	4	6
		(Signed as a free agent on 7/1/06. Traded to Carolina on 7/7/07 for Andrew Hutchinson, Joe Barnes and a 3rd round pick in 2008.)										
17	Ray Cullen (C)	1965-66	8	1	3	4	0	—	—	—	—	—
19	Bob Cunningham (C)	1960-61–1961-62	4	0	1	1	0	4	0	1	1	0
2	Ian Cushman (D)	1959-60	17	0	1	1	12	—	—	—	—	—
22	Paul Cyr (LW)	1987-88–1988-89	41	4	13	17	43	—	—	—	—	—
16, 9	Ulf Dahlien (LW)	1987-88–1989-90	189	71	60	131	106	4	0	0	0	0
		(Selected in the 1st round, 7th overall, in the 1985 Entry Draft. Traded to Minnesota on 3/6/90 with Los Angeles' 1990 4th round draft choice (Cal McGowan) for Mike Gartner.)										
12	Alexandre Daigle (RW/C)	1999-00	58	8	18	26	23	—	—	—	—	—
		(Acquired from Tampa Bay on 10/3/99 in exchange for future considerations. Retired following the 1999-00 season.)										
5	Hank Damore (C)	1943-44	4	1	0	1	2	—	—	—	—	—
4	Gordon Davidson (D)	1942-43–1943-44	51	3	6	9	8	—	—	—	—	—
8	Buck Davies (C)	1947-48	—	—	—	—	—	1	0	0	0	0
22, 27	Jason Dawe (RW)	1999-00; 2001-02	4	0	1	1	2	—	—	—	—	—
		(Acquired from Nashville on 2/2/00 for John Namestnikov. Left via free agency.)										



# ALL-TIME PLAYER REGISTER

NO.	NAME & POSITION	YEARS PLAYED	REGULAR SEASON					PLAYOFFS				
			GP	G	A	PTS	PIM	GP	G	A	PTS	PIM
10	<b>Nigel Dawes (LW)</b>	2006-07–2008-09	69	15	15	30	10	11	2	2	4	0
	(Selected in the 5th round, 149th overall, in the 2003 Entry Draft. Traded to Phoenix with Dmitri Kalinin and Petr Prucha for Derek Morris on 3/4/09.)											
16	<b>Billy Dea (LW)</b>	1953-54	14	1	1	2	2	—	—	—	—	—
35, 23	<b>Lucien DeBlois (RW)</b>	1977-78–1979-80;										
32		1986-87–1988-89;	326	57	79	136	297	18	2	0	2	12
16	<b>Val Delory (LW)</b>	1948-49	1	0	0	0	0	—	—	—	—	—
4	<b>Michael Del Zotto (D)</b>	2009-10–2013-14	292	26	95	121	116	32	3	9	12	20
	(Selected in the 1st round, 20th overall, in the 2008 Entry Draft. Traded to Nashville on 1/22/14 for Kevin Klein.)											
24	<b>Ab DeMarco, Jr. (D)</b>	1969-70–1972-73	104	8	21	29	19	—	—	—	—	—
15	<b>Ab DeMarco, Sr. (C)</b>	1943-44–1946-47	182	67	87	154	34	9	0	1	1	2
5	<b>Tony Demers (RW)</b>	1943-44	1	0	0	0	0	—	—	—	—	—
14	<b>Jean-Paul Denis (RW)</b>	1946-47; 1949-50	10	0	2	2	2	—	—	—	—	—
11	<b>Victor Desjardins (C)</b>	1931-32	48	3	3	6	16	7	0	0	0	0
33	<b>Andre Deveaux (C)</b>	2011-12	9	0	1	1	29	—	—	—	—	—
	(Signed as a free agent on 8/10/11. Left via free agency.)											
4	<b>Greg de Vries (D)</b>	2003-04	53	3	12	15	37	—	—	—	—	—
	(Signed as a free agent on 7/14/03. Traded to Ottawa on 3/9/04 for Karel Rachunek and Alexandre Giroux.)											
2	<b>Tom Dewar (D)</b>	1943-44	9	0	2	2	4	—	—	—	—	—
4, 33	<b>Raphael Diaz (D)</b>	2013-14; 2015-16	11	1	1	2	4	5	0	1	1	0
	(Acquired from Vancouver on 3/5/14 in exchange for a 5th round pick in the 2015 Entry Draft. Left via free agency. Signed as a free agent on 7/1/15. Left via free agency.)											
14	<b>Herb Dickinson (LW)</b>	1951-52–1952-53	48	18	17	35	10	—	—	—	—	—
4	<b>Bob Dill (D)</b>	1943-44–1944-45	76	15	15	30	135	—	—	—	—	—
8, 15	<b>Cecil Dillon (RW)</b>	1930-31–1938-39	409	160	121	281	100	38	13	9	22	15
9, 11	<b>Wayne Dillon (C)</b>	1975-76–1977-78	216	43	66	109	58	3	0	1	1	0
16	<b>Rob DiMaio (RW)</b>	1999-00	12	1	3	4	8	—	—	—	—	—
	(Acquired from Boston on 3/10/00 for Mike Knuble. Traded to Carolina on 8/4/00 with Darren Langdon in exchange for Sandy McCarthy and a conditional draft choice (Bryce Lampman).)											
16	<b>Marcel Dionne (C)</b>	1986-87–1988-89	118	42	56	98	80	6	1	1	2	2
44	<b>Per Djoos (D)</b>	1991-92–1992-93	56	2	19	21	42	—	—	—	—	—
3	<b>Gary Doak (D)</b>	1971-72	50	1	10	11	2	—	—	—	—	—
25, 21	<b>Jason Doig (D)</b>	1999-00–2000-01	10	0	1	1	22	—	—	—	—	—
	(Acquired from Phoenix on 3/23/99 with a 1999 6th round draft choice (Jay Dardis) for Stan Neckar. Traded to Ottawa with Jeff Ulmer on 6/29/01 in exchange for Sean Gagnon.)											
28	<b>Tie Domi (RW)</b>	1990-91–1992-93	82	5	4	9	526	6	1	1	2	32
	(Acquired from Toronto on 6/28/90 with Mark Laforest for Greg Johnson. Traded to Winnipeg with Kris King on 12/28/92 in exchange for Ed Olczyk.)											
8	<b>Ted Donato (C)</b>	2002-03	49	2	1	3	6	—	—	—	—	—
	(Signed as a free agent on 7/8/02. Left via free agency.)											
22	<b>Mike Donnelly (LW)</b>	1986-87–1987-88	22	3	3	6	8	—	—	—	—	—
27, 2	<b>Andre Dore (D)</b>	1978-79–1982-83;										
33		1984-85	139	8	38	46	153	10	1	1	2	16
8	<b>Jim Dorey (D)</b>	1971-72	1	0	0	0	0	1	0	0	0	0
15	<b>Derek Dorsett (RW)</b>	2012-13–2013-14	51	4	4	8	128	34	0	2	2	47
	(Acquired from Columbus on 4/3/13 with Derick Brassard, John Moore, and a 6th round pick in the 2014 Entry Draft (later traded), for Marian Gaborik, Steven Delisle, and Blake Parlett. Traded to Vancouver on 6/27/14 for a 3rd round pick in 2014 (Keagan Iverson).)											
33	<b>Bruce Drury (C)</b>	1995-96–1997-98	220	13	74	87	136	26	0	8	8	6
	(Signed as an unrestricted free agent on 8/24/95. Retired following the 1997-98 season.)											
16	<b>Jim Drummond (D)</b>	1944-45	2	0	0	0	0	—	—	—	—	—
23	<b>Chris Drury (C)</b>	2007-08-2010-11	264	62	89	151	116	21	4	4	8	12
	(Signed as a free agent on 7/1/07. Contract bought out on 6/29/11.)											
19	<b>Christian Dube (C)</b>	1996-97–1998-99	33	1	1	2	4	3	0	0	0	0
	(Selected in the 2nd round, 39th overall, in the 1995 Entry Draft.)											
54, 17	<b>Brandon Dubinsky (C)</b>	2006-07–2011-12	393	81	132	213	110	31	7	10	17	46
	(Selected in the 2nd round, 60th overall, in the 2004 Entry Draft. Traded to Columbus on 7/23/12 with Artem Anisimov, Tim Erixon, and a 2013 1st round draft choice in exchange for Rick Nash, Steven Delisle and a conditional 3rd round draft choice.)											
63	<b>Anthony Duclair (LW)</b>	2014-15	18	1	6	7	4	—	—	—	—	—
	(Selected in the 3rd round, 80th overall, in the 2013 Entry Draft. Traded to Arizona on 3/1/15 with John Moore, a 2nd round pick in the 2015 Entry Draft (later traded), and a 1st round pick in the 2016 Entry Draft (later traded) for Keith Yandle, Chris Summers, and a 4th round pick in the 2016 Entry Draft (Tarmo Reunanen).)											
9	<b>Dick Duff (LW)</b>	1963-64–1964-65	43	7	13	20	22	—	—	—	—	—
6	<b>Marc Dufour (RW)</b>	1963-64–1964-65	12	1	0	1	2	—	—	—	—	—
44, 10	<b>Ron Duguay (C)</b>	1977-78–1982-83;										
19		1986-87–1987-88	499	164	176	340	370	69	28	19	47	103
	<b>Craig Duncanson (RW)</b>	1992-93	3	0	1	1	0	—	—	—	—	—
	(Signed as a free agent on 9/4/92. Left via free agency.)											
25	<b>Andre Dupont (D)</b>	1970-71	7	1	2	3	21	—	—	—	—	—
39	<b>Brodie Dupont (C)</b>	2010-11	1	0	0	0	0	—	—	—	—	—
	(Selected in the 3rd round, 66th overall, in the 2005 NHL Entry Draft. Traded to Nashville for Andreas Thureson on 7/2/11.)											
61	<b>Pascal Dupuis (LW)</b>	2006-07	6	1	0	1	0	—	—	—	—	—
	(Acquired from Minnesota on 2/9/07 for Adam Hall. Traded to Atlanta on 2/27/07 with a 2007 3rd round draft choice for Alex Bourret.)											
22	<b>Benoit Dusbablon (C)</b>	2003-04	3	0	0	0	2	—	—	—	—	—
	(Signed as free agent 6/12/02. Left via free agency.)											
18	<b>Duke Dutkowsky (D)</b>	1933-34	29	0	3	3	16	2	0	0	0	0
20	<b>Radek Dvorak (RW)</b>	1999-00–2002-03	256	65	99	164	60	—	—	—	—	—
	(Acquired from San Jose on 12/30/99 for Todd Harvey and a 2001 4th round draft choice (Dimitri Patzold). Traded to Edmonton on 3/11/03 with Cory Cross for Anson Carter and Ales Piza.)											
32	<b>Gordie Dwyer (LW)</b>	2002-03	17	0	1	1	50	—	—	—	—	—
	(Acquired from Tampa Bay on 10/10/02 for Boyd Kane. Claimed off waivers by Montreal on 2/21/03.)											
8	<b>Henry Dyck (LW)</b>	1943-44	1	0	0	0	0	—	—	—	—	—
28	<b>Dallas Eakins (D/LW)</b>	1996-97	3	0	0	0	6	4	0	0	0	4
	(Acquired from Phoenix on 2/6/97 with Mike Eastwood for Jay More. Left via free agency.)											
32	<b>Mike Eastwood (C)</b>	1996-97–1997-98	75	6	12	18	26	15	1	2	3	22
	(Acquired from Phoenix on 2/6/97 with Dallas Eakins for Jay More. Traded to St. Louis on 3/24/98 for Harry York.)											
2	<b>Frank Eddolls (D)</b>	1947-48–1951-52	260	18	34	52	88	13	0	1	1	4
6	<b>Pat Egan (D)</b>	1949-50–1950-51	140	10	21	31	120	12	3	1	4	6

# ALL-TIME PLAYER REGISTER

		REGULAR SEASON							PLAYOFFS				
NO.	NAME & POSITION	YEARS PLAYED	GP	G	A	PTS	PIM	GP	G	A	PTS	PIM	
20	Jack Eggers (RW)	1969-70—1971-72; 1973-74	III	13	14	27	72	16	4	1	5	16	
44	Steve Eminger (D)	2010-11—2012-13	142	4	10	14	58	15	0	2	2	4	
(Acquired from Anaheim on 7/9/10 for Aaron Voros and Ryan Hillier. Left via free agency.)													
20	Jan Erixon (LW)	1983-84—1992-93	556	57	159	216	167	58	7	7	14	16	
(Selected in the 2nd round, 30th overall, in the 1981 Entry Draft. Retired following the 1992-93 season.)													
12	Bob Errey (RW)	1997-98	12	0	0	7	—	—	—	—	—	—	
(Acquired from Dallas on 3/24/98 with Todd Harvey and a 1998 4th round draft choice (Boyd Kane) for Mike Keane, Brian Skrudland and a 1998 conditional draft choice (6th round — Pavel Patera.) Retired following the 1997-98 season.)													
25	Anders Eriksson (D)	2009-10	8	0	2	2	0	—	—	—	—	—	
(Acquired from Phoenix on 3/3/10 for Miika Wiikman and a 7th round selection in 2011. Left via free agency.)													
53	Tim Erixon (D)	2011-12	18	0	2	2	8	—	—	—	—	—	
(Acquired from Calgary on 6/11/11 with a 2011 5th round draft choice for Roman Horak and two 2011 2nd round draft choices. Traded to Columbus on 7/23/12 with Brandon Dubinsky, Artem Anisimov, and a 1st round draft choice for Rick Nash, Steven Delisle, and a conditional 3rd round draft choice.)													
77, 12, 5	Phil Esposito (C)	1975-76—1980-81	422	184	220	404	240	30	11	15	26	33	
96	Emerson Etem (RW)	2015-16	19	0	3	2	—	—	—	—	—	—	
(Acquired from Anaheim on 6/27/15 with a 2nd round pick in the 2015 Entry Draft (Ryan Gropp) for Carl Hagelin, a 2nd round pick in the 2015 Entry Draft (Julius Nattinen), and a 6th round pick in the 2015 Entry Draft (Garret Metcalf). Traded to Vancouver on 1/8/16 for Nicklas Jensen and a 6th round pick in the 2017 Entry Draft.)													
5, 30, 3	Jack Evans (D)	1948-49—1951-52; 1953-54—1957-58	408	15	38	53	671	16	1	1	2	22	
5	Bill Ezinicki (RW)	1954-55	16	2	2	4	22	—	—	—	—	—	
24	Trevor Fahey (LW)	1964-65	1	0	0	0	0	—	—	—	—	—	
10, 14	Bill Fairbairn (RW)	1968-69—1976-77	536	138	224	362	161	52	13	21	34	29	
44	Justin Falk (D)	2013-14	21	0	2	2	20	—	—	—	—	—	
(Acquired from Minnesota on 6/30/13 for Benn Ferriero and a 6th round pick in the 2014 Entry Draft. Left via free agency.)													
3	Dave Farrish (D)	1976-77—1978-79	217	6	41	47	225	10	0	2	2	14	
*12, 19	Jesper Fast (RW)	2013-14—2016-17	216	22	43	65	44	39	6	8	14	2	
(Selected in the 6th round, 157th overall, in the 2010 Entry Draft.)													
38, 27	Rico Fata (RW)	2001-02—2002-03	46	2	4	6	6	—	—	—	—	—	
(Claimed off waivers from the Calgary Flames on 10/3/01. Traded to Pittsburgh on 2/10/03 with Joel Bouchard, Richard Lintner, Mikael Samuelsson for Alex Kovalev, Dan LaCouture, Janne Laukkanen and Mike Wilson.)													
6	Glen Featherstone (D)	1994-95	6	1	0	1	18	—	—	—	—	—	
(Acquired from Boston on 8/19/94 for Daniel Lacroix. Traded to Hartford on 3/23/95 with Michael Stewart, a 1995 1st round choice (J.S. Giguere) and a 1996 4th round choice (Steve Wasylko) for Pat Verbeek.)													
17	Fedor Fedorov (LW)	2005-06	3	0	0	0	6	—	—	—	—	—	
(Acquired from Vancouver on 10/7/05 in exchange for Jozef Balej and a conditional draft pick. Left via free agency.)													
26	Ruslan Fedotenko (L)	2010-11—2011-12	139	19	20	45	41	25	2	7	9	4	
(Signed as a free agent on 10/4/10. Left via free agency.)													
37	Brent Fedyk (LW)	1998-99	67	4	6	10	30	—	—	—	—	—	
(Signed as a free agent on 8/13/98. Left via free agency.)													
32	Tony Feltrin (D)	1985-86	10	0	0	0	21	—	—	—	—	—	
42, 25	Paul Fenton (LW)	1986-87	8	0	0	0	2	—	—	—	—	—	
14	Chris Ferraro (C)	1995-96—1996-97	14	2	1	3	6	—	—	—	—	—	
(Selected in the 4th round, 85th overall, in the 1992 Entry Draft. Claimed off waivers by Pittsburgh on 10/1/97.)													
21, 17	Peter Ferraro (RW)	1995-96—1997-98	8	0	1	1	2	2	0	0	0	0	
14	(Selected in the 1st round, 24th overall, in the 1992 Entry Draft. Claimed off waivers by Pittsburgh on 10/1/97. Claimed off waivers from Pittsburgh on 1/14/98. Signed as a free agent by Boston on 8/5/98.)												
21	Ray Ferraro (C)	1995-96	65	25	29	54	82	—	—	—	—	—	
(Signed as a free agent on 7/19/95. Traded to Los Angeles on 3/14/96 with Mattias Norstrom, Ian Laperriere, Nathan LaFayette and a 1997 4th round draft choice (Sean Blanchard) for Marty McSorley, Shane Churla and Jari Kurri.)													
36	Benn Ferriero (C)	2012-13	4	0	1	1	0	—	—	—	—	—	
(Acquired from Pittsburgh in exchange for Chad Kolarik on 1/24/13 Traded to Minnesota on 6/30/13 with a 2014 6th round draft choice for Justin Falk.)													
26	Jeff Finley (D)	1997-98—1998-99	65	1	6	7	55	—	—	—	—	—	
(Signed as a free agent on 7/17/97. Traded to St. Louis on 2/13/99 with Geoff Smith for future considerations (Chris Kenady).)													
41	Peter Fiorentino (D)	1991-92	1	0	0	0	0	—	—	—	—	—	
(Selected in the 11th round, 215th overall, in the 1988 Entry Draft. Left via free agency. Signed as a free agent 8/6/96. Retired following the 1997-98 season.)													
12	Dunc Fisher (RW)	1947-48—1950-51	142	21	37	58	82	13	3	4	7	14	
6	Sandy Fitzpatrick (C)	1964-65	4	0	0	0	2	—	—	—	—	—	
8	Pat Flatley (RW)	1996-97	68	10	12	22	26	11	0	0	0	14	
(Signed as a free agent on 9/6/96. Retired following the 1996-97 season.)													
9	Reggie Fleming (LW)	1965-66—1968-69	241	50	49	99	540	13	0	4	4	22	
14	Theoren Fleury (RW)	1999-00—2001-02	224	69	132	201	406	—	—	—	—	—	
(Signed as a free agent on 7/8/99. Left via free agency.)													
18	Gerry Foley (RW)	1956-57—1957-58	137	9	14	23	87	9	0	1	1	2	
14	Val Fonteyne (LW)	1963-64—1964-65	96	7	19	26	6	—	—	—	—	—	
8	Lou Fortunato (D)	1954-55—1960-61	419	22	57	79	940	15	0	1	1	19	
17	Colin Forbes (LW)	2000-01	19	1	4	5	15	—	—	—	—	—	
(Acquired from Ottawa on 3/1/01 for Eric Lacroix. Left via free agency.)													
4	Harry "Yip" Foster (D)	1929-30	31	0	0	0	16	—	—	—	—	—	
18	Herb Foster (LW)	1940-41; 1947-48	6	1	0	1	0	—	—	—	—	—	
22	Nick Fotiu (LW)	1976-77—1978-79; 1980-81—1984-85	455	41	62	103	970	24	0	3	3	27	
6	Archie Fraser (C)	1943-44	3	0	1	1	0	—	—	—	—	—	
21	Scott Fraser (RW)	1998-99	28	2	4	6	14	—	—	—	—	—	
(Signed as a free agent on 7/2/98. Left via free agency.)													
49	Dan Fritzsche (LW)	2008-09	16	1	3	4	2	—	—	—	—	—	
(Acquired along with Nikolai Zherdev for Fedor Tyutin and Christian Backman on 7/2/08. Traded to Minnesota on 1/29/09 for Erik Reitz.)													
31	Alex Frolow (LW)	2010-11	43	7	9	16	8	—	—	—	—	—	
8, 38	Robbie Ftorek (C)	1981-82—1984-85	170	32	55	87	112	14	8	4	12	11	
10	Marian Gaborik (RW)	2009-10—2012-13	255	114	115	229	97	25	6	7	13	4	
(Signed as a free agent on 7/1/09. Traded to Columbus with Steven Delisle and Blake Parlett on 4/3/13 in exchange for Derick Brassard, Derek Dorsett, John Moore and a 6th round pick in 2014.)													
4	Bill Gadsby (D)	1954-55—1960-61	457	58	212	270	411	16	2	5	7	10	

# ALL-TIME PLAYER REGISTER

NO.	NAME & POSITION	YEARS PLAYED	REGULAR SEASON					PLAYOFFS				
			GP	G	A	PTS	PIM	GP	G	A	PTS	PIM
9	<b>Dave Gagner (C)</b>	1984-85–1986-87	80	11	16	27	47	—	—	—	—	—
8	<b>Norm Gainer (C)</b>	1931-32	46	3	9	12	9	7	0	0	0	2
4	<b>Maxim Galanov (D)</b>	1997-98	6	0	1	1	2	—	—	—	—	—
(Selected in the 3rd round, 61st overall, in the 1993 Entry Draft. Selected by Pittsburgh on 10/5/98 in the NHL Waiver Draft.)												
17, 12	<b>Cal Gardner (C)</b>	1945-46–1947-48	126	28	36	64	103	—	—	—	—	—
15	<b>Red Garrett (D)</b>	1942-43	23	1	1	2	18	—	—	—	—	—
22	<b>Mike Gartner (RW)</b>	1989-90–1993-94	322	173	113	286	231	29	14	12	26	16
(Acquired from Minnesota on 3/6/90 for Ulf Dahlen, a 1990 4th round draft choice (Cal McGowan) and future considerations. Traded to Toronto on 3/21/94 for Glenn Anderson, a 1994 4th round draft choice (Alexander Korobolin) and Scott Malone.)												
9	<b>Fern Gauthier (RW)</b>	1943-44	33	14	11	25	0	—	—	—	—	—
7, 10	<b>Jean-Guy Gendron (LW)</b>	1955-56–1957-58; 1961-62	272	38	41	79	213	22	6	3	9	21
5	<b>Bernie Geoffrion (RW)</b>	1966-67–1967-68	117	22	41	63	53	5	2	1	3	0
12	<b>Ken Gernander (C)</b>	1995-96–1996-97; 2003-04	12	2	3	5	6	15	0	0	0	0
(Signed as a free agent on 9/9/94. Retired following the 2004-05 season.)												
17	<b>Greg Gilbert (LW)</b>	1993-94	76	4	11	15	29	23	1	3	4	8
(Signed as a free agent on 7/29/93. Selected by St. Louis on 1/18/95 in the NHL Waiver Draft.)												
7, 16	<b>Rod Gilbert (RW)</b>	1960-61–1977-78	1065	406	615	1021	510	79	34	33	67	43
6	<b>Curt Giles (D)</b>	1986-87–1987-88	74	2	17	19	60	5	0	0	0	6
16	<b>Randy Gilhen (C)</b>	1991-92–1992-93	73	10	9	19	22	13	1	2	3	2
(Acquired from Los Angeles on 12/23/91 for Corey Milten. Traded to Tampa Bay on 3/22/93 for Mike Hartman.)												
6	<b>Jere Gillis (LW)</b>	1980-81–1981-82	61	13	19	32	20	14	2	5	7	9
97	<b>Matt Gilroy (D)</b>	2009-10–2010-11; 2012-13	142	7	19	26	43	5	1	0	1	2
(Signed as a free agent on 4/17/09. Left via free agency. Signed as a free agent on 1/13/13. Left via free agency.)												
46, 5	<b>Dan Girardi (D)</b>	2006-07–2016-17	788	46	184	230	275	122	6	27	33	36
(Signed as a free agent on 7/1/06. Contract bought out on 6/15/17.)												
39	<b>Alexandre Giroux (LW)</b>	2005-06	1	0	0	0	0	—	—	—	—	—
(Acquired from Ottawa on 3/9/04 with Karl Rachunek for Greg de Vries. Left via free agency.)												
15	<b>Tanner Glass (LW)</b>	2014-15–2016-17	134	6	9	15	181	30	1	4	5	42
(Signed as a free agent on 7/1/14. Left via free agency.)												
8	<b>Howie Glover (RW)</b>	1963-64	25	1	0	1	9	—	—	—	—	—
19	<b>Pete Gogan (D)</b>	1961-62	7	0	2	2	6	—	—	—	—	—
12	<b>Bill Goldsworthy (RW)</b>	1976-77–1977-78	68	10	13	23	55	—	—	—	—	—
14	<b>Leroy Goldsworthy (D)</b>	1929-30	44	4	1	5	16	4	0	0	0	2
11	<b>Hank Goulup (LW)</b>	1942-43–1945-46	102	34	46	80	69	—	—	—	—	—
19	<b>Scott Gomez (C)</b>	2007-08–2008-09	158	32	96	128	96	17	6	10	16	12
(Signed as a free agent on 7/1/07. Traded to Montreal with Tom Pyat and Mike Busto for Christopher Higgins, Ryan McDonagh, Pavel Valenchenko and Doug Janik on 6/30/09.)												
16, 36, 39	<b>Daniel Gougeon (LW)</b>	1996-97–1997-98; 1999-00	53	12	3	15	14	—	—	—	—	—
(Selected in the 2nd round, 48th overall, in the 1996 Entry Draft.)												
16	<b>Billy Gooden (LW)</b>	1942-43–1943-44	53	9	12	21	15	—	—	—	—	—
19, 16	<b>Jack Gordon (RW)</b>	1948-49–1950-51	36	3	10	13	0	9	1	1	2	7
11	<b>Benoit Gosselin (LW)</b>	1977-78	7	0	0	0	33	—	—	—	—	—
9, 20	<b>Phil Goyette (C)</b>	1963-64–1968-69; 1971-72	396	98	231	329	49	—	—	—	—	—
*40	<b>Michael Grabner (RW)</b>	2016-17	76	27	13	40	10	12	4	2	6	0
(Signed as a free agent on 7/1/16.)												
91	<b>Evgeny Grachev (C)</b>	2010-11	8	0	0	0	0	—	—	—	—	—
(Selected in the 3rd round, 75th overall, in the 2008 NHL Entry Draft. Traded to St. Louis for 2011 third round pick (Steven Fogarty) on 6/25/11.)												
18, 39	<b>Tony Granato (RW)</b>	1988-89–1989-90	115	43	45	88	217	4	1	1	2	21
(Selected in the 6th round, 120th overall, in the 1982 Entry Draft. Traded to Los Angeles on 1/20/90 with Tomas Sandstrom for Bernie Nicholls.)												
23	<b>Norm Gratton (LW)</b>	1971-72	3	0	1	1	0	—	—	—	—	—
9, 11	<b>Adam Graves (LW)</b>	1991-92–2000-01	772	280	227	507	810	68	28	16	44	70
(Signed as a free agent on 9/3/91. Edmonton received Troy Mallette as compensation on 9/9/91. Traded to San Jose on 6/24/01 for Mikael Samuelsson and Christian Gosselin.)												
2	<b>Alex Gray (RW)</b>	1927-28	43	7	1	8	28	9	1	0	1	0
22, 44	<b>Josh Green (LW)</b>	2002-03; 2003-04	18	3	2	5	10	—	—	—	—	—
(Acquired from Edmonton on 12/12/03 for a 2004 conditional draft choice. Claimed off waivers by Washington on 1/15/03. Claimed off waivers from Calgary on 3/6/04. Left via free agency.)												
47	<b>Mike Green (C)</b>	2003-04	13	1	2	3	2	—	—	—	—	—
(Claimed off waivers from Florida on 3/9/04, Rights traded to Dallas on 6/14/06 for a conditional pick in the 2008 NHL entry draft.)												
4	<b>Ron Greschner (D)</b>	1974-75–1989-90	981	179	431	610	1226	84	17	32	49	106
(Selected in the 2nd round, 32nd overall, in the 1974 Entry Draft. Retired following the 1989-90 season.)												
99	<b>Wayne Gretzky (C)</b>	1996-97–1998-99	234	57	192	249	70	15	10	10	20	2
(Signed as a free agent on 7/21/96. Retired following the 1998-99 season.)												
5	<b>Jari Gronstrand (D)</b>	1987-88	62	3	11	14	63	—	—	—	—	—
22, 8	<b>Michal Grosse (LW)</b>	2000-01–2001-02	80	12	13	25	73	—	—	—	—	—
(Acquired from Chicago with Brad Brown on 10/5/00 for future considerations. Left via free agency.)												
2	<b>Jocelyn Guvermont (D)</b>	1979-80	20	2	5	7	6	—	—	—	—	—
20, 12	<b>Aldo Guidolin (D)</b>	1952-53–1955-56	182	9	15	24	117	—	—	—	—	—
25	<b>Alexei Gusarov (D)</b>	2000-01	26	1	3	4	6	—	—	—	—	—
(Acquired from Colorado on 12/28/00 for a 5th round draft choice in the 2001 NHL Entry Draft (Frantisek Skladany.) Traded to St. Louis on 3/5/01 for Peter Smrek.)												
11	<b>Vic Hadfield (LW)</b>	1961-62–1973-74	841	262	310	572	1041	62	22	19	41	106
62	<b>Carl Hagelin (LW)</b>	2011-12–2014-15	266	58	72	130	132	73	12	14	26	39
(Selected in the 6th round, 168th overall, in the 2007 Entry Draft. Traded to Anaheim on 6/27/15 with a 2nd round pick in the 2015 Entry Draft (Julius Nattinen) and a 6th round pick in the 2015 Entry Draft (Garrett Metcalfe) for Emerson Etem and a 2nd round pick in the 2015 Entry Draft (Ryan Groppe.)												
32	<b>Micheal Haley (C)</b>	2012-13	9	0	0	0	12	2	0	0	0	0
(Signed as a free agent on 7/1/12.)												
18	<b>Adam Hall (RW)</b>	2006-07	49	4	8	12	18	—	—	—	—	—
(Acquired from Nashville on 7/19/06 for Dominic Moore. Traded to Minnesota on 2/9/07 for Pascal Dupuis.)												
19	<b>Wayne Hall (LW)</b>	1960-61	4	0	0	0	0	—	—	—	—	—

# ALL-TIME PLAYER REGISTER

No.	Name & Position	Years Played	Regular Season					Playoffs				
			GP	G	A	PTS	PIM	GP	G	A	PTS	PIM
15	Jeff Halpern (C)	2012-13	30	0	1	1	8	—	—	—	—	—
(Signed as a free agent on 7/9/12. Claimed off waivers by Montreal on 3/23/2013.)												
6, 25	Allan Hamilton (D)	1965-66; 1967-68—1969-70	81	0	5	5	54	6	0	0	0	0
6	Ken Hammond (D)	1988-89	3	0	0	0	0	—	—	—	—	—
22	Ted Hampson (C)	1960-61—1962-63	184	14	40	54	16	6	0	1	1	0
40	Roman Hamrlik (D)	2012-13	12	0	0	0	6	2	0	1	1	2
(Claimed off waivers from Washington on 3/6/2013. Left via free agency.)												
2, 6	John Hanna (D)	1958-59—1960-61	177	6	26	32	204	—	—	—	—	—
6	Pat Hannigan (RW)	1960-61—1961-62	109	19	23	42	58	4	0	0	0	2
14	Mark Hardy (D)	1967-68—1992-93	284	7	52	59	409	52	4	14	18	128
(Acquired from Minnesota on 12/9/88 for Larry Bernard and a 1989 5th round draft choice (Rhys Hollyman.) Traded to Los Angeles on 3/22/93 with Ottawa's 1993 5th round draft choice (Frederik Beaubien) for John McIntyre.)												
3	Ron Harris (D)	1972-73—1975-76	147	6	30	36	64	24	4	3	7	25
17	Ed Harrison (LW)	1950-51	5	1	0	1	0	—	—	—	—	—
18	Mike Hartman (RW)	1992-93—1994-95	39	1	1	2	80	—	—	—	—	—
(Acquired from Tampa Bay on 3/22/93 for Randy Gilhen. Loaned to Detroit Vipers (IHL) on 3/8/95.)												
2	Doug Harvey (D)	1961-62—1963-64	151	10	61	71	144	—	—	—	—	—
20	Todd Harvey (RW)	1998-99—1999-00	68	14	20	34	134	—	—	—	—	—
(Acquired from Dallas on 3/24/98 with Bob Errey and a 1998 4th round draft choice (Boyd Kane) for Mike Keane, Brian Skrudland and a 1998 conditional draft pick (6th round – Pavel Patera); Traded to San Jose on 12/30/99 with a 2001 4th round draft choice (Dimitri Patzold) for Radek Dvorak.)												
4	Kevin Hatcher (D)	1999-00	74	4	19	23	38	—	—	—	—	—
(Acquired from Pittsburgh on 9/30/99 for Peter Popovic. Left via free agency.)												
12	Gordie Haworth (C)	1952-53	2	0	1	1	0	—	—	—	—	—
*13	Kevin Hayes (C)	2014-15 - 2016-17	234	48	82	130	70	34	2	8	10	10
(Signed as a free agent on 8/20/14.)												
25	Paul Healey (LW)	2003-04	4	0	0	0	0	—	—	—	—	—
(Signed as a free agent on 7/28/03. Traded to Florida on 3/9/04 for Jeff Paul.)												
19	Mark Heaslip (RW)	1976-77—1977-78	48	6	10	16	65	3	0	0	0	0
26, 40	Randy Heath (LW)	1984-85—1985-86	13	2	4	6	15	—	—	—	—	—
12	Andy Heberton (RW)	1955-56—1962-63	560	177	191	368	80	22	6	5	11	8
15	Anders Hedberg (RW)	1978-79—1984-85	465	172	225	397	144	58	22	24	46	31
49	Ilkka Heikkinen (D)	2009-10	7	0	0	0	0	—	—	—	—	—
(Signed as a free agent on 5/20/09. Left via free agency.)												
23	Bill Heindl (LW)	1972-73	4	1	0	1	0	—	—	—	—	—
47	Barrett Heisten (LW)	2001-02	10	0	0	0	2	—	—	—	—	—
(Signed as a free agent on 6/11/01. Traded to Dallas with Manny Malhotra on 3/12/02 for Martin Rucinsky and Roman Lyashenko.)												
3, 14	Ott Heller (D)	1931-32—1945-46	649	54	176	230	467	61	6	8	14	61
23	Raimo Helminen (C)	1985-86—1986-87	87	12	34	46	12	—	—	—	—	—
21	Camille Henry (LW)	1953-54—1954-55; 1956-57—1964-65; 1967-68	637	256	222	478	72	22	3	7	10	5
18	Wally Hergesheimer (RW)	1951-52—1955-56; 1958-59	310	112	77	189	94	5	1	0	1	0
15	Obs Heximer (LW)	1929-30	19	1	0	1	4	—	—	—	—	—
6	Bryan Hextall, Jr. (C)	1962-63	21	0	2	2	8	—	—	—	—	—
12, 19	Bryan Hextall, Sr. (RW)	1936-37—1943-44; 1945-46—1947-48	449	187	180	367	227	37	8	9	17	19
21	Dennis Hextall (C)	1967-68—1968-69	13	1	4	5	25	2	0	0	0	0
17, 12	Bill Hicke (RW)	1964-65—1966-67	137	18	33	51	58	—	—	—	—	—
28	Greg Hickey (LW)	1977-78	1	0	0	0	0	—	—	—	—	—
16, 14	Pat Hickey (LW)	1975-76—1979-80; 1981-82	370	128	129	257	216	—	—	—	—	—
24	Ike Hildebrand (RW)	1953-54	32	6	10	16	12	—	—	—	—	—
21	Christopher Higgins (LW)	2009-10	55	6	8	14	32	—	—	—	—	—
(Acquired from Montreal with Ryan McDonagh, Pavel Valentenko and Doug Janik for Scott Gomez, Tom Pyatt, and Mike Busto on 6/30/09. Traded to Calgary with Ales Kotalik on 2/1/09 for Olli Jokinen and Brandon Prust.)												
8, 18	Dutch Hiller (LW)	1937-38—1940-41; 1943-44	200	49	69	118	116	23	3	4	7	11
16	Jim Hiller (RW)	1993-94	2	0	0	0	7	—	—	—	—	—
2	Wayne Hillman (D)	1964-65—1967-68	219	6	42	48	185	6	0	0	0	2
27, 37	Jan Hlavac (LW)	1999-00—2000-01 2003-04	218	52	80	132	52	—	—	—	—	—
(Acquired from Calgary on 6/26/99 with a 1999 first round draft choice (Jamie Lundmark) and 1999 3rd round draft choice (Patrick Aufero) for Marc Savard and a 1999 1st round draft choice (Oleg Saprykin.) Traded to Philadelphia with Kim Johnsson, Pavel Brendl and a 2003 third round draft choice (Stefan Ruzicka) for Eric Lindros and future considerations. Signed as a free agent on 8/28/03. Left via free agency.)												
88	Ken Hodge (RW)	1976-77—1977-78	96	23	45	68	51	—	—	—	—	—
*22	Nick Holden (D)	2016-17	80	11	23	34	35	11	2	2	4	4
(Acquired from Colorado on 6/25/16 for a 2017 4th round draft choice.)												
16	Bobby Holik (C)	2002-03—2003-04	146	41	50	91	146	—	—	—	—	—
(Signed as a free agent on 7/11/02. Club exercised buyout option on 7/29/05.)												
22	Jerry Holland (LW)	1974-75—1975-76	37	8	4	12	6	—	—	—	—	—
44	Ryan Hollweg (LW)	2005-06—2007-08	200	5	7	12	311	14	0	1	1	23
(Selected in the 8th round, 238th overall, in the 2001 Entry Draft. Traded to Toronto on 7/14/08 for Pittsburgh's 2009 fifth round draft choice.)												
17	Greg Holst (C)	1975-76—1977-78	11	0	0	0	0	—	—	—	—	—
6	Miloslav Horava (D)	1988-89—1990-91	80	5	17	22	38	2	0	1	1	0
(Acquired from Edmonton on 10/23/86 with Don Jackson, Mike Golden and future considerations for Reijo Ruotsalainen, Ville Kentala, Clark Donatelli and Jim Wiemer. Traded to Quebec on 5/25/91 for Stephane Guerdard.)												
3	Tim Horton (D)	1969-70—1970-71	93	3	23	26	73	19	2	5	7	32
6, 11	Bronco Horvath (C)	1955-56—1956-57; 1962-63	114	20	34	54	76	5	1	2	3	34

# ALL-TIME PLAYER REGISTER

NO.	NAME & POSITION	YEARS PLAYED	REGULAR SEASON					PLAYOFFS				
			GP	G	A	PTS	PIM	GP	G	A	PTS	PIM
23	<b>Ed Hospodar (D)</b>	1979-80–1980-81	122	8	23	31	442	19	3	0	3	135
81	<b>Marcel Hossa (LW)</b>	2005-06–2007-08	164	21	21	42	78	14	2	2	4	10
(Acquired by the Rangers from Montreal in exchange for Garth Murray on 9/30/05. Traded to Phoenix on 2/26/08 with Al Montoya for David LeNeveu, Fredrik Sjöstrom, Josh Gattson, and 2009 fifth round draft choice.)												
16, 11	<b>Vic Howe (RW)</b>	1950-51;										
		1953-54–1954-55	33	3	4	7	10	—	—	—	—	—
3	<b>Harry Howell (D)</b>	1952-53–1968-69	1160	82	263	345	1147	34	3	2	5	30
21, 5	<b>Ron Howell (D-F)</b>	1954-55–1955-56	4	0	0	0	4	—	—	—	—	—
46	<b>Marek Hrivik (LW)</b>	2015-16 - 2016-17	21	0	3	3	2	—	—	—	—	—
(Signed as a free agent on 5/30/12. Left via free agency.)												
27	<b>Willie Huber (D)</b>	1983-84–1987-88	238	28	58	86	284	28	5	5	10	33
15	<b>Mike Hudson (C)</b>	1993-94	48	4	7	11	47	—	—	—	—	—
(Selected from Edmonton on 10/3/93 in the NHL Waiver Draft. Selected by Pittsburgh on 1/18/95 in the NHL Waiver Draft.)												
28	<b>John Hughes (D)</b>	1980-81	—	—	—	—	—	3	0	1	1	6
21	<b>Jody Hull (RW)</b>	1990-91–1991-92	50	5	8	13	12	—	—	—	—	—
(Acquired from Hartford on 7/9/90 for Carey Wilson and a 1991 3rd round draft choice (Michael Nylander.) Traded to Ottawa on 7/28/92 for future considerations.)												
5	<b>Fred Hunt (RW)</b>	1944-45	44	13	9	22	6	—	—	—	—	—
44	<b>Matt Hunwick (D)</b>	2014-15	55	2	9	11	16	6	0	0	0	0
(Signed as a free agent on 7/1/14. Left via free agency.)												
25	<b>Larry Huras (D)</b>	1976-77	2	0	0	0	0	—	—	—	—	—
32	<b>Mike Hurlbut (D)</b>	1992-93	23	1	8	9	16	—	—	—	—	—
(Selected on 6/10/88 in the NHL supplemental draft. Traded to Quebec on 9/7/93 for Alexander Karpovtsev.)												
11	<b>Ron Hutchinson (C)</b>	1960-61	9	0	0	0	0	—	—	—	—	—
38	<b>Jarkko Immonen (C)</b>	2005-06–2006-07	20	3	5	8	4	—	—	—	—	—
(Acquired from Toronto on 3/3/04 with Maxim Kondratiev, a 2004 1st round draft choice (Chris Chucks) and a 2005 2nd round draft choice (Michael Sauer) for Brian Leetch and a 2004 4th round draft choice (Roman Kukumberg.) Left via free agency.)												
10	<b>Earl Ingarfield (C)</b>	1958-59–1966-67	527	122	142	264	187	10	3	2	5	2
4	<b>Ron Ingram (D)</b>	1963-64–1964-65	19	1	3	4	10	—	—	—	—	—
27	<b>Ted Irvine (LW)</b>	1969-70–1974-75	378	86	91	177	438	60	10	18	28	102
2	<b>Ivan Irwin (D)</b>	1953-54–1955-56;										
		1957-58	151	2	26	28	214	5	0	0	0	8
15	<b>Brad Isbister (LW)</b>	2006-07	19	1	4	5	14	4	0	0	0	2
(Acquired from Carolina on 11/21/06 for Jakub Petruzelek. Left via free agency.)												
29	<b>Don Jackson (D)</b>	1986-87	22	1	0	1	91	—	—	—	—	—
14	<b>Jeff Jackson (LW)</b>	1986-87	9	5	1	6	15	6	1	1	2	16
68	<b>Jaromir Jagr (RW)</b>	2003-04–2007-08	277	124	195	319	220	23	10	17	27	26
(Acquired from Washington on 1/23/04 for Anson Carter. Left via free agency.)												
14	<b>Jimmy Jamieson (D)</b>	1943-44	1	0	1	1	0	—	—	—	—	—
15, 47, 27	<b>Mark Janssens (C)</b>	1987-88–1991-92	157	14	15	29	338	15	5	1	6	16
(Selected in the 4th round, 72nd overall, in the 1986 Entry Draft. Traded to Minnesota on 3/10/92 for Mario Thyer and a 1993 3rd round draft choice (Maxim Galanov.)												
28	<b>Doug Jarrett (D)</b>	1975-76–1976-77	54	0	4	4	23	—	—	—	—	—
9	<b>Pierre Jarry (LW)</b>	1971-72	34	3	3	6	20	—	—	—	—	—
10, 17	<b>Larry Jeffrey (LW)</b>	1967-68–1968-69	122	3	10	13	27	7	0	0	0	2
15, 39	<b>Chris Jensen (RW)</b>	1985-86–1987-88	52	7	11	18	23	—	—	—	—	—
39	<b>Nicklas Jensen (RW)</b>	2016-17	7	0	0	0	0	—	—	—	—	—
(Acquired from Vancouver on 1/8/16 with a 2017 6th round draft choice for Emerson Etem. Left via free agency.)												
2	<b>Joe Jerwa (D)</b>	1930-31	33	4	7	11	72	—	—	—	—	—
26	<b>Andreas Johansson (LW)</b>	2001-02	70	14	10	24	46	—	—	—	—	—
(Claimed from the Calgary Flames in the NHL Waiver Draft on 9/29/00. Left via free agency.)												
6, 5	<b>Don Johns (D)</b>	1960-61;	148	2	21	23	68	—	—	—	—	—
		1962-63–1964-65										
3	<b>Ching Johnson (D)</b>	1926-27–1936-37	405	38	48	86	826	54	2	7	9	159
24	<b>Jim Johnson (C)</b>	1964-65–1966-67	8	1	0	1	0	—	—	—	—	—
3	<b>Kim Johnsson (D)</b>	1999-00–2000-01	151	11	36	47	86	—	—	—	—	—
(Selected in the 12th round, 288th overall, in the 1994 Entry Draft. Traded to Philadelphia with Jan Hlavac, Pavel Brendl and a 2003 3rd round draft choice (Stefan Ruzicka) for Eric Lindros and future considerations.)												
17, 14	<b>Ed Johnstone (RW)</b>	1975-76;										
		1977-78–1982-83	371	109	125	234	319	53	13	10	23	83
12	<b>Olli Jokinen (C)</b>	2009-10	26	4	11	15	22	—	—	—	—	—
(Acquired from Calgary with Brandon Prust on 2/11/10 for Ales Kotalik and Christopher Higgins. Left via free agency.)												
6	<b>Bob Jones (LW)</b>	1968-69	2	0	0	0	0	—	—	—	—	—
86	<b>Josh Jooris (C)</b>	2016-17	12	1	1	2	6	—	—	—	—	—
(Signed as a free agent on 7/15/16. Claimed off waivers by Arizona on 12/11/16.)												
16	<b>Bing Juckes (LW)</b>	1947-48; 1949-50	16	2	1	3	6	—	—	—	—	—
19	<b>Bill Juzda (D)</b>	1940-41–1941-42;										
		1945-46–1947-48	187	11	25	36	178	12	0	1	1	13
11, 15	<b>Bob Kabel (C)</b>	1959-60–1960-61	47	5	13	18	32	—	—	—	—	—
45	<b>Dmitri Kalinin (D)</b>	2008-09	58	1	12	13	26	—	—	—	—	—
(Signed as a free agent on 7/3/09. Traded to Phoenix with Nigel Dawes and Petr Prucha for Derek Morris on 3/4/09.)												
17	<b>Alex Kaleta (LW)</b>	1948-49–1950-51	81	32	37	69	84	10	0	3	3	0
13	<b>Valeri Kamensky (LW)</b>	1999-00–2000-01	123	27	39	66	60	—	—	—	—	—
(Signed as a free agent on 7/6/99. Left via free agency.)												
*43	<b>Steven Kampfer (D)</b>	2016-17	10	1	1	2	2	—	—	—	—	—
(Signed as a free agent on 7/1/14. Traded to Florida on 10/6/14 with Andrew Yogan for Joey Crabb. Acquired from Florida on 11/8/16 with a conditional 2018 7th round draft choice for Dylan McIlraith.)												
26	<b>Sheldon Kannegiesser (D)</b>	1972-73–1973-74	12	1	3	4	6	1	0	0	0	2
33	<b>Dave Karpa (D)</b>	2001-02–2002-03	94	1	12	13	145	—	—	—	—	—
(Signed as a free agent on 7/1/01. Left via free agency.)												

# ALL-TIME PLAYER REGISTER

No.	Name & Position	Years Played	Regular Season					Playoffs				
			GP	G	A	PTS	PIM	GP	G	A	PTS	PIM
25	<b>Alexander Karpovtsev (D)</b> (Acquired from Quebec on 9/7/93 for Mike Hurlbut. Traded to Toronto on 10/14/98 with a 1999 4th round draft choice (Mirko Murovic) for Mathieu Schneider.)	1993-94–1998-99	280	22	75	97	211	44	2	8	10	36
6	<b>Darius Kasparaitis (D)</b> (Signed as a free agent on 7/2/02. Left via free agency.)	2002-03–2006-07	215	6	28	34	260	2	0	0	0	0
12	<b>Mike Keane (RW)</b> (Signed as a free agent on 7/7/97. Traded to Dallas on 3/24/98 with Brian Skrudland and a conditional draft choice (6th round – Pavel Patera) for Todd Harvey, Bob Errey and a 1998 4th round draft choice (Boyd Kane).)	1997-98	70	8	10	18	47	—	—	—	—	—
21	<b>Mike Keating (LW)</b>	1977-78	1	0	0	0	0	—	—	—	—	—
10, 11	<b>Butch Keeling (LW)</b>	1928-29–1937-38	452	136	55	191	260	47	11	11	22	34
6	<b>Ralph Keller (D)</b>	1962-63	3	1	0	1	6	—	—	—	—	—
38	<b>Chris Kenady (RW)</b> (Acquired from St. Louis on 2/13/99 as future considerations for Jeff Finley and Geoff Smith. Left via free agency.)	1999-00	2	0	0	0	0	—	—	—	—	—
6	<b>Dean Kennedy (D)</b>	1988-89	16	0	1	1	40	—	—	—	—	—
16	<b>Ernest Kenny (D)</b>	1930-31	6	0	0	0	0	—	—	—	—	—
12	<b>Tim Kerr (RW)</b> (Acquired from San Jose on 5/30/91 for Brian Mullen and future considerations. Traded to Hartford on 7/9/92 for future considerations.)	1991-92	32	7	11	18	12	8	1	0	1	0
19, 12	<b>Kris King (LW)</b> (Acquired from Detroit on 9/7/89 for Chris McRae and a 1990 5th round choice (Tony Burns.) Traded to Winnipeg on 12/28/92 with Tie Domi for Ed Olczyk.)	1989-90–1992-93	249	27	33	60	733	29	6	2	8	88
25	<b>Steven King (RW)</b> (Selected on 6/21/91 in the NHL supplemental draft. Selected by Anaheim on 6/24/94 in the NHL Expansion Draft.)	1992-93	24	7	5	12	16	—	—	—	—	—
16	<b>Bobby Kirk (RW)</b>	1937-38	39	4	8	12	14	—	—	—	—	—
6	<b>Bob Kirkpatrick (C)</b>	1942-43	49	12	12	24	6	—	—	—	—	—
11, 16	<b>Kelly Kisio (C)</b> (Acquired from Detroit on 7/29/86 with Lane Lambert and Jim Leavins for Glen Hanlon, a 1987 3rd round draft choice (Dennis Holland), a 1988 3rd round draft choice (Guy Dupuis) and future considerations. Selected by Minnesota on 5/30/91 in the NHL Expansion Draft.)	1986-87–1990-91	336	110	195	305	415	18	2	9	11	19
8	<b>Kevin Klein (D)</b> (Acquired from Nashville on 1/22/14 for Michael Del Zotto. Retired on 7/7/17.)	2013-14 - 2016-17	224	22	50	72	75	45	1	9	10	15
3	<b>Scot Kleinendorst (D)</b>	1982-83–1983-84	53	2	11	13	43	6	0	2	2	2
22	<b>Tomas Kloucek (D)</b> (Selected in the 5th round, 131st overall, in the 1998 Entry Draft. Traded to Nashville on 12/12/02 with Rem Murray and Marek Zidlicky for Mike Dunham.)	2000-01–2001-02	95	2	7	9	211	—	—	—	—	—
22	<b>Mike Knuble (RW)</b> (Acquired from Detroit on 10/1/98 for a 1999 3rd round draft choice; Traded to Boston on 3/10/00 for Rob DiMaio.)	1998-99–1999-00	141	24	25	49	44	—	—	—	—	—
26	<b>Joe Kocur (RW)</b> (Acquired from Detroit on 3/5/91 with Per Djoo for Kevin Miller, Dennis Vial and Jim Cummins. Traded to Vancouver on 3/20/96 for Kay Whitmore.)	1990-91–1995-96	278	14	15	29	537	48	2	4	6	84
25	<b>Chad Kolarik (C)</b> (Acquired from Columbus on 11/11/2010 for Dane Byers.)	2010-11	4	0	1	1	2	—	—	—	—	—
24	<b>Maxim Kondratiev (D)</b> (Acquired from Toronto on 3/3/04 with Jarkko Immonen, a 2004 1st round draft choice (Chris Chucko) and a 2005 2nd round draft choice (Michael Sauer), for Brian Leetch and a 2004 4th round draft choice (Roman Kukumberg.) Traded to Anaheim on 1/8/06 for Petr Sykora and a 2007 4th round draft pick.)	2005-06	29	1	2	3	22	—	—	—	—	—
23	<b>Chris Kontos (C)</b>	1982-83–1984-85	78	12	16	28	65	—	—	—	—	—
6	<b>Mike Korney (RW)</b>	1978-79	18	0	1	1	18	—	—	—	—	—
29	<b>Lauri Korpikoski (LW)</b> (Selected in the 1st round, 19th overall, in the 2004 Entry Draft. Traded to Phoenix for Enver Lisin on 7/13/09.)	2007-08 - 2008-09	68	6	8	14	64	8	1	2	3	0
4	<b>Michael Kostka (D)</b> (Signed as a free agent on 7/1/14. Left via free agency.)	2014-15	7	0	1	1	0	—	—	—	—	—
12	<b>Ales Kotalik (RW)</b> (Signed as a free agent on 7/9/09. Traded to Calgary with Chris Higgins on 2/11/10 for Olli Jokinen and Brandon Prust.)	2009-10	45	8	14	22	38	—	—	—	—	—
16	<b>Dick Kotanen (D)</b>	1950-51	1	0	0	0	0	—	—	—	—	—
24	<b>Chris Kotsopoulos (D)</b>	1980-81	54	4	12	16	153	—	—	—	—	—
27	<b>Alex Kovalev (RW)</b> (Selected in the 1st round, 15th overall, in the 1991 Entry Draft. Traded to Pittsburgh on 11/25/98 with Harry York for Petr Nedved, Sean Pronger and Chris Tamer. Acquired from Pittsburgh on 2/10/03 with Dan LaCouture, Janne Laukkanen and Mike Wilson for Joel Bouchard, Richard Lintner, Mikael Samuelsson and Rico Fata. Traded to Montreal on 3/2/04 for Jozef Balef and a 2004 2nd round draft choice (Bruce Graham).)	1992-93–1998-99; 2002-03–2003-04	492	142	188	330	533	44	16	23	39	42
6	<b>Steve Kraftcheck (D)</b>	1951-52–1952-53	127	10	18	28	75	—	—	—	—	—
*20	<b>Chris Kreider (LW)</b> (Selected in the 1st round, 19th overall, in the 2009 Entry Draft.)	2011-12 - 2016-17	323	89	93	182	282	77	23	14	37	58
20	<b>Jason Krog (C)</b>	2006-07	9	2	0	2	4	—	—	—	—	—
12	<b>Joe Krol (LW)</b>	1936-37; 1938-39	2	1	1	2	0	—	—	—	—	—
22	<b>Jim Krulicki (LW)</b>	1970-71	27	0	2	2	6	—	—	—	—	—
15	<b>Aggie Kukulowicz (C)</b>	1952-53–1953-54	4	1	0	1	0	—	—	—	—	—
18	<b>Stu Kulak (RW)</b>	1986-87	3	0	0	0	0	—	—	—	—	—
19, 14	<b>Eddie Kullman (RW)</b> (Acquired from Los Angeles on 3/14/96 with Marty McSorley and Shane Churla for Ray Ferraro, Mattias Norstrom, Ian Laperriere, Nathan LaFayette and a 1997 4th round draft choice (Sean Blanchard.) Left via free agency.)	1947-48–1948-49; 1950-51–1953-54	343	56	70	126	300	6	1	0	1	2
17	<b>Alan Kuntz (LW)</b>	1941-42; 1945-46	45	10	12	22	12	6	1	0	1	2
17	<b>Jari Kurri (RW)</b> (Acquired from Los Angeles on 3/14/96 with Marty McSorley and Shane Churla for Ray Ferraro, Mattias Norstrom, Ian Laperriere, Nathan LaFayette and a 1997 4th round draft choice (Sean Blanchard.) Left via free agency.)	1995-96	14	1	4	5	2	11	3	5	8	2
25	<b>Orland Kurtenbach (C)</b> (Acquired from Hartford on 11/2/93 with Steve Larmer, Barry Richter and a 1994 6th round draft choice (Yuri Litvinov) for James Patrick and Darren Turcotte. Traded to Toronto on 2/29/96 with Wayne Presley for Bill Berg and Sergio Momesso.)	1960-61; 1966-67–1969-70	199	30	61	91	191	15	2	4	6	50
8	<b>Larry Kwong (RW)</b>	1947-48	1	0	0	0	0	—	—	—	—	—
19	<b>Bill Kyle (C)</b>	1949-50–1950-51	3	0	3	3	0	—	—	—	—	—
15, 6	<b>Gus Kyle (D)</b>	1949-50–1950-51	134	5	8	13	235	12	1	2	3	30
19	<b>Nick Kypreos (LW)</b> (Acquired from Hartford on 11/2/93 with Steve Larmer, Barry Richter and a 1994 6th round draft choice (Yuri Litvinov) for James Patrick and Darren Turcotte. Traded to Toronto on 2/29/96 with Wayne Presley for Bill Berg and Sergio Momesso.)	1993-94–1995-96	128	7	12	19	272	13	0	2	2	8
15	<b>Mike Labadie (RW)</b>	1952-53	3	0	0	0	0	—	—	—	—	—

# ALL-TIME PLAYER REGISTER

NO.	NAME & POSITION	YEARS PLAYED	REGULAR SEASON					PLAYOFFS				
			GP	G	A	PTS	PIM	GP	G	A	PTS	PIM
18, 19	<b>Gordon Labossiere (C)</b>	1963-64–1964-65	16	0	0	0	8	—	—	—	—	—
17	<b>Max Lavovitch (RW)</b>	1943-44	5	0	0	0	4	—	—	—	—	—
20	<b>Guy Labrie (D)</b>	1944-45	27	2	2	4	14	—	—	—	—	—
39	<b>Dan LaCouture (LW)</b>	2002-03–2003-04	83	6	6	12	82	—	—	—	—	—
(Acquired from Pittsburgh on 2/10/03 with Alex Kovalev, Janne Laukkanen and Mike Wilson for Joel Bouchard, Richard Lintner, Mikael Samuelsson and Rico Fata. Left via free agency.)												
32, 37	<b>Daniel Lacroix (C)</b>	1993-94–1995-96	30	2	2	4	30	—	—	—	—	—
(Selected in the 2nd round, 31st overall, in the 1987 Entry Draft. Traded to Boston on 8/19/94 for Glen Featherstone. Claimed off waivers from Boston on 3/23/95. Signed with Philadelphia on 7/15/96 as a free agent.)												
28	<b>Eric Lacroix (LW)</b>	1998-99–2000-01	146	8	12	20	63	—	—	—	—	—
(Acquired from Los Angeles on 2/12/99 for Sean Pronger. Traded to Ottawa on 3/1/01 for Colin Forbes.)												
22	<b>Nathan LaFayette (C)</b>	1994-95–1995-96	17	0	0	0	0	8	0	0	0	2
(Acquired from Vancouver on 4/7/95 for Corey Hirsch. Traded to Los Angeles on 3/14/96 with Mattias Norstrom, Ian Laperriere, Ray Ferraro and a 1997 4th round draft choice (Sean Blanchard) for Marty McSorley, Shane Churla and Jari Kurri.)												
10	<b>Guy Lafleur (RW)</b>	1988-89	67	18	29	45	12	4	1	0	1	0
16	<b>Pat LaFontaine (C)</b>	1997-98	67	23	39	62	36	—	—	—	—	—
(Acquired from Buffalo on 9/29/97 for a 1998 2nd round draft choice (Andrew Peters) and future considerations. Retired following the 1998-99 season.)												
15	<b>Tason Lafreniere (C)</b>	1988-89	38	8	16	24	6	3	0	0	0	17
2	<b>Tom Laidlaw (D)</b>	1980-81–1986-87	510	20	99	119	561	38	2	9	11	52
14	<b>Lane Lambert (RW)</b>	1986-87	18	2	2	4	33	—	—	—	—	—
21, 16	<b>Jean-Paul Lamirande (D)</b>	1946-47–1947-48;										
22		1949-50	48	5	5	10	26	8	0	0	0	4
38, 33	<b>Bryce Lampman (D)</b>	2003-04–2006-07	10	0	0	0	2	—	—	—	—	—
(Selected in the 4th round, 113th overall, in the 2001 Entry Draft. Rights traded to Tampa Bay on 7/4/07 for rights to Mitch Fritz.)												
16	<b>Jack Lancien (D)</b>	1946-47–1947-48;										
		1949-50–1950-51	63	1	5	6	35	6	0	1	1	2
12	<b>Myles Lane (D)</b>	1928-29	24	1	0	1	32	—	—	—	—	—
15, 19	<b>Darren Langdon (LW)</b>	1994-95–1999-00	277	14	15	29	735	12	0	0	0	2
(Signed as a free agent on 8/16/93. Traded to Carolina on 8/4/00 with Rob Dimaio in exchange for Sandy McCarthy and a conditional draft choice Bryce Lampman.)												
4	<b>Albert Langlois (D)</b>	1961-62–1963-64	173	13	34	47	184	6	0	1	1	2
22	<b>Ian Laperriere (C)</b>	1995-96	28	1	2	3	53	—	—	—	—	—
(Acquired from St. Louis on 12/28/95 for Stephane Matteau. Traded to Los Angeles on 3/14/96 with Mattias Norstrom, Ray Ferraro, Nathan LaFayette and a 1997 4th round draft choice (Sean Blanchard) for Marty McSorley, Shane Churla and Jari Kurri.)												
10	<b>Edgar Laprade (C)</b>	1945-46–1954-55	500	108	172	280	42	18	4	9	13	4
28	<b>Steve Larmer (RW)</b>	1993-94–1994-95	115	35	54	89	57	23	9	7	16	14
(Acquired from Hartford on 11/2/93 with Nick Kyroses, Barry Richter and a 1994 6th round draft choice (Yuri Litvinov) for Darren Turcotte and James Patrick. Retired following the 1994-95 season.)												
20	<b>Claude Larose (LW)</b>	1979-80–1981-82	25	4	7	11	2	2	0	0	0	0
18	<b>Cory Larose (C)</b>	2003-04	7	0	1	1	4	—	—	—	—	—
(Acquired from Minnesota on 2/20/03 for Jay Henderson. Left via free agency.)												
10, 24	<b>Pierre Larouche (RW)</b>	1983-84–1987-88	253	123	120	243	59	26	14	12	26	8
39	<b>Steve Larouche (C)</b>	1995-96	1	0	0	0	0	—	—	—	—	—
(Acquired from Ottawa on 10/5/95 for Jean-Yves Roy. Traded to Los Angeles on 1/14/96 for Chris Snell.)												
19	<b>Norm Larson (RW)</b>	1946-47	1	0	0	0	0	—	—	—	—	—
44	<b>Jim Latos (RW)</b>	1988-89	1	0	0	0	0	—	—	—	—	—
18	<b>Phil Latreille (RW)</b>	1960-61	4	0	0	0	2	—	—	—	—	—
39	<b>Peter Laviolette (D)</b>	1988-89	12	0	0	0	6	—	—	—	—	—
17	<b>Brian Lawton (C)</b>	1988-89	30	7	10	17	39	—	—	—	—	—
2	<b>Hal Laycoe (D)</b>	1945-46–1946-47	75	1	14	15	31	—	—	—	—	—
24	<b>Jim Leavins (D)</b>	1986-87	4	0	1	1	4	—	—	—	—	—
18	<b>Al LeBrun (D)</b>	1960-61; 1965-66	6	0	2	2	4	—	—	—	—	—
18	<b>Albert LeDuc (C)</b>	1933-34	7	0	0	0	6	2	0	0	0	0
30	<b>Grant Ledyard (D)</b>	1984-85–1985-86	69	10	21	31	73	3	0	2	2	4
2	<b>Brian Leetch (D)</b>	1987-88–2003-04	1129	240	741	981	508	82	28	61	89	30
(Selected in the 1st round, 9th overall, in the 1986 Entry Draft. Traded to Toronto on 3/3/04 with a conditional draft choice (Roman Kukumberg) for Maxim Kondratiev, Jarkko Immonen, a 2004 1st round draft choice (Lauri Kopiposki) and a 2005 2nd round draft choice (Michael Sauer.)												
24	<b>Sylvain Lefebvre (D)</b>	1999-00–2002-03	229	4	30	34	131	—	—	—	—	—
(Signed as a free agent on 7/19/99. Left via free agency.)												
5	<b>Roger Leger (D)</b>	1943-44	7	1	2	3	2	—	—	—	—	—
4	<b>Randy Legge (D)</b>	1972-73	12	0	2	2	2	—	—	—	—	—
28	<b>Mikko Leinonen (C)</b>	1981-82–1983-84	159	31	77	108	69	19	2	11	13	28
14, 9	<b>Real Lemieux (LW)</b>	1969-70; 1973-74	63	4	6	10	51	—	—	—	—	—
18	<b>Tony Leswick (LW)</b>	1945-46–1950-51	368	113	89	202	422	18	5	6	11	20
14	<b>Joe Levandoski (RW)</b>	1946-47	8	1	1	2	0	—	—	—	—	—
11	<b>Alex Levinsky (D)</b>	1934-35	21	0	4	4	6	—	—	—	—	—
22	<b>Danny Lewicki (LW)</b>	1954-55–1957-58	280	76	90	166	107	16	0	4	4	8
27	<b>Dale Lewis (LW)</b>	1975-76	8	0	0	0	0	—	—	—	—	—
26	<b>Igor Liba (LW)</b>	1988-89	10	2	5	7	15	—	—	—	—	—
6	<b>Doug Lidster (D)</b>	1993-94;										
		1995-96–1997-98	177	8	19	27	131	31	4	5	9	24
(Acquired from Vancouver on 6/25/93 as future considerations for trade sending John Vanbiesbrouck to Vancouver on 6/20/93. Traded to St. Louis on 7/24/94 with Esa Tikkanen for Petr Nedved. Acquired from St. Louis on 7/31/95 for Jay Wells. Signed as a free agent by Dallas on 2/26/99.)												
55	<b>David Liffiton (D)</b>	2005-06–2006-07	3	0	0	0	9	—	—	—	—	—
(Acquired from Colorado on 3/8/04 with Chris McAllister, and a 2nd round draft choice (David Shantz) for Matthew Barnaby and a 2004 3rd round draft choice (Denis Parshin.) Left via free agency.)												
48, 24	<b>Oscar Lindberg (C)</b>	2014-15–2016-17	134	21	27	48	75	14	3	1	4	4
(Acquired from Phoenix on 5/8/11 for Ethan Werek. Selected by Vegas in NHL Expansion Draft on 6/21/17.)												
21	<b>Johan Lindbom (RW)</b>	1997-98	38	1	3	4	28	—	—	—	—	—
(Selected in the 6th round, 134th overall, in the 1997 Entry Draft.)												



# ALL-TIME PLAYER REGISTER

NO.	NAME & POSITION	YEARS PLAYED	REGULAR SEASON					PLAYOFFS				
			GP	G	A	PTS	PIM	GP	G	A	PTS	PIM
88	<b>Eric Lindros (C)</b>	2001-02–2003-04	192	66	92	158	339	—	—	—	—	—
	(Acquired from Philadelphia with future considerations on 8/20/01 for Kim Johnsson, Jan Hlavac, Pavel Brendl and a 2003 3rd round draft choice (Stefan Ruzicka.) Left via free agency.)											
21	<b>Richard Lintner (D)</b>	2002-03	10	1	0	1	0	—	—	—	—	—
	(Acquired from Nashville on 3/19/02 for Peter Smrek. Traded to Pittsburgh on 2/10/03 with Joel Bouchard, Rico Fata, Mikael Samuelsson for Alex Kovalev, Dan LaCouture, Janne Laukkanen and Mike Wilson.)											
91	<b>Enver Lisin (RW)</b>	2009-10	57	6	8	14	18	—	—	—	—	—
	(Acquired from Phoenix on 7/13/09 for Lauri Korpi Koski. Left via free agency.)											
28	<b>Bill Lochead (LW)</b>	1979-80	7	0	0	0	4	—	—	—	—	—
84	<b>Corey Locke (C)</b>	2009-10	3	0	0	0	0	—	—	—	—	—
	(Signed as a free agent on 7/3/09. Left via free agency.)											
14	<b>Troy Loney (LW)</b>	1994-95	4	0	0	0	0	1	0	0	0	0
	(Claimed off waivers from the Islanders on 4/7/95. Retired following 1994-95 season.)											
25	<b>Jim Lorentz (C)</b>	1971-72	5	0	0	0	0	—	—	—	—	—
4	<b>Kevin Lowe (D)</b>	1992-93–1995-96	217	10	38	48	262	42	1	5	6	36
	(Acquired from Edmonton 12/11/92 for Roman Oksiuta and a 1993 3rd round draft choice (Alexander Kerch.) Signed by Edmonton on 9/28/96 as a free agent.)											
19	<b>Odie Lowe (C)</b>	1949-50	3	1	1	2	0	—	—	—	—	—
14	<b>Don Luce (C)</b>	1969-70–1970-71	21	1	3	4	8	5	0	1	1	4
9	<b>Pentti Lund (RW)</b>	1968-69–1950-51	182	36	41	77	40	12	6	5	11	0
26, 21, 17	<b>Jamie Lundmark (C)</b>	2002-03–2005-06	114	11	19	30	55	—	—	—	—	—
	(Selected in the 1st round, 9th overall, in the 1999 Entry Draft. Traded to Phoenix on 10/18/05 for Jeff Taffe.)											
29, 19	<b>Roman Lyashenko (C)</b>	2001-02–2002-03	17	2	0	2	0	—	—	—	—	—
	(Acquired from Dallas with Martin Rucinsky on 3/12/02 for Manny Malhotra and Barrett Heisten.)											
15	<b>Vic Lynn (LW/D)</b>	1942-43	1	0	0	0	0	—	—	—	—	—
43	<b>Jason MacDonald (RW)</b>	2003-04	4	0	0	0	19	—	—	—	—	—
	(Signed as a free agent on 12/11/03. Left via free agency.)											
2, 8, 14	<b>Kilby MacDonald (LW)</b>	1939-40–1940-41;										
		1943-44–1944-45	152	36	34	70	47	15	1	2	3	4
14	<b>Parker MacDonald (LW)</b>	1956-57–1957-58;										
		1959-60	119	15	18	33	52	7	2	3	5	2
19, 17	<b>Hub Macey (LW)</b>	1941-42–1942-43	18	6	8	14	0	1	0	0	0	0
12, 14	<b>Bruce MacGregor (RW)</b>	1970-71–1973-74	220	62	73	135	44	52	10	14	24	14
14	<b>Ian MacIntosh (F)</b>	1952-53	4	0	0	0	4	—	—	—	—	—
37	<b>Norm Maciver (D)</b>	1986-87–1988-89	67	9	26	35	28	—	—	—	—	—
11	<b>Bill MacKenzie (D)</b>	1934-35	20	1	0	1	10	3	0	0	0	0
2	<b>Reg Mackey (D)</b>	1926-27	41	0	0	0	16	1	0	0	0	0
15	<b>John MacLean (RW)</b>	1998-99–2000-01	161	46	51	97	98	—	—	—	—	—
	(Signed as a free agent on 7/9/98. Traded to Dallas on 2/5/01 for future considerations.)											
26	<b>Brian MacLellan (LW)</b>	1985-86	51	11	21	32	47	16	2	4	6	15
12	<b>Bob MacMillan (RW)</b>	1974-75	22	1	2	3	4	—	—	—	—	—
6	<b>Al MacNeil (D)</b>	1966-67	58	0	4	4	44	4	0	0	0	2
14	<b>Craig MacTavish (C)</b>	1993-94	12	4	2	6	11	23	1	4	5	22
	(Acquired from Edmonton on 3/21/94 for Todd Marchant. Signed with Philadelphia on 7/6/94 as a free agent.)											
2	<b>John Mahaffy (C)</b>	1943-44	28	9	20	29	0	—	—	—	—	—
23	<b>Vladimir Malakhov (D)</b>	2000-01–2003-04	211	12	53	65	192	—	—	—	—	—
	(Signed as a free agent on 7/10/00. Traded to Philadelphia on 3/8/04 for Rick Kozak and a 2005 2nd round draft choice.)											
6	<b>Manny Malhotra (C)</b>	1998-99–2001-02	206	19	22	41	90	—	—	—	—	—
	(Selected in the 1st round, 7th overall, in the 1998 Entry Draft. Traded to Dallas with Barrett Heisten on 3/12/02 for Martin Rucinsky and Roman Lyashenko.)											
8	<b>Marek Malik (D)</b>	2005-06–2007-08	185	6	43	49	196	14	1	4	5	16
	(Signed as a free agent on 8/2/05. Left via free agency.)											
16, 26	<b>Troy Mallette (LW)</b>	1989-90–1990-91	150	25	26	51	557	15	2	2	4	99
	(Selected in the 2nd round, 22nd overall, in the 1988 Entry Draft. Awarded to Edmonton on 9/9/91 as compensation for signing Adam Graves.)											
24	<b>Ryan Malone (LW)</b>	2014-15	6	0	0	0	4	—	—	—	—	—
	(Signed as a free agent on 9/11/14. Contract was terminated.)											
26	<b>Dave Maloney (D)</b>	1974-75–1984-85	605	70	225	295	1115	48	7	17	24	91
12	<b>Don Maloney (LW)</b>	1978-79–1988-89	653	195	307	502	739	85	22	35	57	99
26	<b>Mike Maneluk (RW)</b>	1998-99	4	0	0	0	4	—	—	—	—	—
	(Claimed on waivers on 3/4/99 from Chicago. Signed by Philadelphia on 8/2/99 as a free agent.)											
5	<b>Gus Mancuso (RW)</b>	1942-43	21	6	8	14	13	—	—	—	—	—
16	<b>Jack Mann (C)</b>	1943-44–1944-45	9	3	4	7	0	—	—	—	—	—
19	<b>Ray Manson (LW)</b>	1948-49	1	0	1	1	0	—	—	—	—	—
27	<b>Paul Mara (D)</b>	2006-07–2007-08	156	8	35	43	164	27	3	4	7	46
	(Acquired from Boston on 2/27/07 for Aaron Ward. Left via free agency.)											
14	<b>Bud Maracle (F)</b>	1930-31	11	1	3	4	4	4	0	0	0	0
39	<b>Todd Marchant (C)</b>	1993-94	1	0	0	0	0	—	—	—	—	—
	(Selected in the 7th round, 164th overall, in the 1993 Entry Draft. Traded to Edmonton on 3/21/94 for Craig MacTavish.)											
42	<b>Dave Marcinyshyn (D)</b>	1992-93	2	0	0	0	2	—	—	—	—	—
	(Signed as a free agent on 8/5/92. Left via free agency.)											
25	<b>Mario Marios (D)</b>	1977-78–1980-81	166	15	52	67	356	28	0	6	6	34
29	<b>Ray Markham (C)</b>	1979-80	14	1	1	2	21	7	1	0	1	24
6	<b>Gilles Marotte (D)</b>	1973-74–1975-76	180	10	66	76	131	15	0	2	2	10
4	<b>Bert Marshall (D)</b>	1972-73	8	0	0	0	14	6	0	1	1	8
22	<b>Don Marshall (LW)</b>	1963-64–1969-70	479	129	141	270	40	15	3	2	5	2
17	<b>Clare Martin (D)</b>	1951-52	15	0	1	1	8	—	—	—	—	—
40	<b>Brandon Mashinter (LW)</b>	2012-13–2013-14	10	0	0	0	10	—	—	—	—	—
	(Acquired from San Jose on 1/16/13 for Tommy Grant and a conditional draft pick. Traded to Chicago on 12/6/13 for Kyle Beach.)											
16	<b>Charlie Mason (RW)</b>	1934-35–1935-36	74	6	14	20	22	4	0	1	1	0
32	<b>Stephane Matteau (LW)</b>	1993-94–1995-96	85	11	10	21	49	32	6	4	10	30
	(Acquired from Chicago on 3/21/94 with Brian Noonan for Tony Amonte and Matt Oates. Traded to St. Louis on 12/28/95 for Ian Laperriere.)											
26	<b>Brad Maxwell (D)</b>	1986-87	9	0	4	4	6	—	—	—	—	—

ALL-TIME PLAYER REGISTER

NO.	NAME & POSITION	YEARS PLAYED	REGULAR SEASON					PLAYOFFS				
			GP	G	A	PTS	PIM	GP	G	A	PTS	PIM
34	Jim Mayer (RW)	1979-80	4	0	0	0	0	—	—	—	—	—
12	Sam McAdam (LW)	1930-31	4	0	0	0	0	—	—	—	—	—
24	Chris McAllister (D)	2003-04	12	0	1	1	12	—	—	—	—	—
(Acquired from Colorado on 3/8/04 with David Liffiton and a 2004 2nd round draft choice for Matthew Barnaby and a 2004 3rd round draft choice. Left via free agency.)												
28	Bryan McCabe (D)	2010-11	19	2	4	6	6	5	0	2	2	14
(Acquired from Florida on 2/26/11 for Tim Kennedy and a 2011 third-round draft choice. Left via free agency.)												
20	Dunc McCallum (D)	1965-66	2	0	0	0	2	—	—	—	—	—
28	Dan McCarthy (C)	1980-81	5	4	0	4	4	—	—	—	—	—
10	Sandy McCarthy (RW)	2000-01—2002-03; 2003-04	258	28	32	60	425	—	—	—	—	—
(Acquired from Carolina on 8/4/00 with a conditional draft choice (Bryce Lampman) for Rob DiMaio and Darren Langdon. Left via free agency. Claimed off waivers from Boston 3/9/04. Left via free agency.)												
9, 39	Rob McClanahan (LW)	1981-82—1983-84	141	33	43	76	77	19	4	10	14	14
39	Shawn McCosh (C)	1994-95	5	1	0	1	2	—	—	—	—	—
(Signed as a free agent on 8/17/93. Left via free agency.)												
21	Bill McCreary, Sr. (LW)	1953-54—1954-55	10	0	2	2	2	—	—	—	—	—
19	Bill McDonagh (LW)	1949-50	4	0	0	0	2	—	—	—	—	—
*27	Ryan McDonagh (D)	2010-11—2016-17	467	49	163	212	201	96	10	31	41	49
(Acquired from Montreal on 8/30/09 with Chris Higgins, Pavel Valenchenko, and Doug Janik for Scott Gomez, Tom Pyatt, and Mike Busto.)												
6	Bucko McDonald (D)	1943-44—1944-45	79	7	15	22	14	—	—	—	—	—
11	Jack McDonald (RW)	1943-44	43	10	9	19	6	—	—	—	—	—
14	Robert McDonald (RW)	1943-44	1	0	0	0	0	—	—	—	—	—
22, 28	Mike McDougal (RW)	1978-79; 1980-81	3	0	0	0	0	—	—	—	—	—
6, 27	Mike McEwen (D)	1976-77—1979-80; 1985-86	242	42	92	134	141	18	2	11	13	8
18	Sandy McGregor (RW)	1963-64	2	0	0	0	0	—	—	—	—	—
42, 6	Dylan McLlraith (D)	2013-14—2016-17	38	2	2	4	84	1	0	0	0	0
(Selected in the 1st round, 10th overall, in the 2010 Entry Draft. Traded to Florida on 11/8/16 for Steven Kampfer and a conditional 2018 7th round draft choice.)												
14	John McIntyre (C)	1992-93	11	1	0	1	4	—	—	—	—	—
(Acquired from Los Angeles on 3/22/93 for Mark Hardy and a 1993 5th round draft choice (Frederick Beaubien.) Selected by Vancouver on 10/3/93 in the NHL Waiver Draft.)												
25	Tony McKegney (RW)	1986-87	64	29	17	46	56	6	0	0	0	12
21	Steve McKenna (LW)	2001-02	54	2	1	3	144	—	—	—	—	—
(Signed as a free agent on 8/28/01. Left via free agency.)												
17	Don McKenney (C)	1962-63—1963-64	76	17	33	50	10	—	—	—	—	—
14	John McKenzie (RW)	1965-66	35	6	5	11	36	—	—	—	—	—
14, 19	Jackie McLeod (RW)	1949-50—1952-53; 1954-55	106	14	23	37	10	7	0	0	0	0
4, 6	Mike McMahon (D)	1963-64—1965-66; 1971-72	61	0	13	13	48	—	—	—	—	—
21, 37	George McPhee (LW)	1982-83—1986-87	109	21	24	45	247	29	5	3	8	69
16	Brian McReynolds (C)	1990-91	1	0	0	0	0	—	—	—	—	—
(Selected in the 6th round, 112th overall, in the 1985 Entry Draft. Signed as a free agent with Winnipeg on 6/89. Acquired from Winnipeg on 7/10/90 for Simon Wheelodon. Left via free agency.)												
55, 36	Marty McSorley (D)	1995-96	9	0	2	2	21	4	0	0	0	0
(Acquired from Los Angeles on 3/14/96 with Jari Kurri and Shane Churla for Ray Ferraro, Mattias Norstrom, Ian Laperriere, Nathan LaFayette and a 1997 4th round draft choice (Sean Blanchard). Traded to San Jose on 8/20/96 for Jay More, Brian Swanson and a 1997 4th round draft choice (Adam Colagiacomo.)												
23	Jayson Megna (C)	2015-16	6	1	1	2	2	—	—	—	—	—
(Signed as a free agent on 7/1/15. Left via free agency.)												
12	Dick Meissner (RW)	1963-64—1964-65	36	3	5	8	0	—	—	—	—	—
30	Larry Melnyk (D)	1985-86—1987-88	133	4	21	25	281	22	1	2	3	50
8	Jan Mertzig (D)	1998-99	23	0	2	2	8	—	—	—	—	—
(Selected in the 9th round, 235th overall, in the 1998 Entry Draft.)												
28, 29	Joby Messier (D)	1992-93—1994-95	25	0	4	4	24	—	—	—	—	—
(Selected in the 6th round, 118th overall, in the 1989 Entry Draft. Left via free agency.)												
11	Mark Messier (C)	1991-92—1996-97; 2000-01—2003-04	698	250	441	691	667	70	29	51	80	69
(Acquired from Edmonton on 10/4/91 with future considerations (Jeff Beukeboom) for Bernie Nicholls, Steven Rice and Louie DeBrusk. Signed as a free agent by Vancouver on 7/28/97. Signed as a free agent on 7/13/00. Retired on 9/12/05.)												
18, 12, 9	Larry Mickey (RW)	1965-66—1967-68	19	0	2	2	2	—	—	—	—	—
11	Nick Mickoski (LW)	1947-48—1954-55	364	89	93	182	127	14	1	6	7	2
9	Rick Middleton (RW)	1974-75—1975-76	124	46	44	90	33	3	0	0	0	2
12	Jim Mikol (D)	1964-65	30	1	3	4	6	—	—	—	—	—
4	Hib Milks (LW)	1931-32	48	0	4	4	14	7	0	0	0	0
32, 23	Corey Millen (C)	1989-90—1991-92	19	4	5	9	12	6	1	2	3	0
(Selected in the 3rd round, 57th overall, in the 1982 Entry Draft. Traded to Los Angeles on 12/23/91 for Randy Gilhen.)												
*47, 10	J.T. Miller (C)	2012-13—2016-17	278	59	73	132	116	40	1	15	16	29
(Selected in the 1st round, 15th overall, in the 2011 Entry Draft.)												
40, 10	Kelly Miller (RW)	1984-85—1986-87	117	19	36	55	76	19	3	4	7	6
32, 26	Kevin Miller (RW)	1988-89—1990-91	103	20	37	57	67	1	0	0	0	0
(Selected in the 10th round, 202nd overall, in the 1984 Entry Draft. Traded to Detroit on 3/5/91 with Dennis Vial and Jim Cummins for Joe Kocur and Per Djoos.)												
24	Warren Miller (RW)	1979-80	55	7	6	13	17	6	1	0	1	0
29	Boris Moronov (D)	2002-03—2003-04	111	6	22	28	120	—	—	—	—	—
(Acquired from Chicago on 1/8/03 for a 2004 fourth round draft choice. Left via free agency.)												
34	John Mitchell (C)	2011-12	63	5	11	16	8	18	0	1	1	2
(Acquired from Toronto on 2/28/11 for a 2012 7th round draft choice. Left via free agency.)												
21	Bill Moe (D)	1944-45—1948-49	261	11	42	53	163	1	0	0	0	0
5	Lloyd Mohns (D)	1943-44	1	0	0	0	0	—	—	—	—	—

# ALL-TIME PLAYER REGISTER

NO.	NAME & POSITION	YEARS PLAYED	REGULAR SEASON					PLAYOFFS				
			GP	G	A	PTS	PIM	GP	G	A	PTS	PIM
24	<b>Randy Moller (D)</b>	1989-90—1991-92	164	7	38	45	378	16	1	8	9	43
	(Acquired from Quebec on 10/5/89 for Michel Petit. Traded to Buffalo on 9/3/92 for Jay Wells.)											
16	<b>Larry Molyneux (D)</b>	1937-38—1938-39	45	0	1	20		3	0	0	0	8
32	<b>Sergio Momesso (LW)</b>	1995-96—1996-97	28	4	4	8	41	11	3	1	4	14
	(Acquired from Toronto with Bill Berg on 2/29/96 for Wayne Presley and Nick Kypros. Traded to St. Louis on 11/3/96 for Brian Noonan.)											
15	<b>Hartland Monahan (RW)</b>	1974-75	6	0	1	1	4	—	—	—	—	—
28, 18	<b>Dominic Moore (C)</b>	2003-04—2005-06; 2013-14—2015-16	322	31	50	81	106	53	5	7	12	44
	(Selected in the 3rd round, 95th overall, in the 2000 Entry Draft. Traded to Nashville on 7/19/06 for Adam Hall. Signed as a free agent on 7/5/13. Left via free agency.)											
49	<b>Greg Moore (RW)</b>	2007-08	6	0	0	0	—	—	—	—	—	—
	(Acquired from Calgary on 3/6/04 with Jamie McLennan and Blair Betts for Chris Simon and a 2004 7th round draft choice (Matt Schneider.) Left via free agency.)											
17	<b>John Moore (D)</b>	2012-13—2014-15	125	6	21	27	49	33	0	3	3	18
	(Acquired from Columbus on 4/3/13 with Derick Brassard, Derek Dorsett, and a 6th round pick in the 2014 Entry Draft (later traded), for Marian Gaborik, Steven Delisle, and Blake Parlett. Traded to Arizona on 3/1/15 with Anthony Duclair, a 2nd round pick in the 2015 Entry Draft (later traded), and a 1st round pick in the 2016 Entry Draft (later traded) for Keith Yandle, Chris Summers, and a 4th round pick in the 2016 Entry Draft (Tarmo Reunanen.)											
21	<b>Jayson More (D)</b>	1988-89; 1996-97	15	0	1	25	—	—	—	—	—	—
	(Selected in the 1st round, 10th overall, in the 1988 Entry Draft. Traded to Minnesota on 11/1/89 for Dave Archibald. Acquired from San Jose on 8/20/96 with Brian Swanson and future considerations for Marty McSorley. Traded to Phoenix on 2/6/97 for Mike Eastwood and Dallas Eakins.)											
12	<b>Howie Morenz (C)</b>	1935-36	18	2	5	7	6	—	—	—	—	—
53	<b>Derek Morris (D)</b>	2008-09	18	0	8	8	16	7	0	2	2	0
	(Acquired from Phoenix for Nigel Dawes, Petr Prucha and Dmitri Kalinin on 3/4/09. Left via free agency.)											
8	<b>Moe Morris (D)</b>	1948-49	18	0	1	1	6	—	—	—	—	—
21	<b>Jim Morrison (D)</b>	1960-61	19	1	6	7	6	—	—	—	—	—
2	<b>Mark Morrison (C)</b>	1981-82; 1983-84	10	1	1	2	0	—	—	—	—	—
33, 4	<b>Mike Mottau (D)</b>	2000-01—2001-02	19	0	3	3	13	—	—	—	—	—
	(Selected in the 3rd round, 95th overall, in the 2000 Entry Draft. Traded to Calgary on 1/22/03 for a conditional draft choice.)											
14	<b>Chris Mueller (C)</b>	2014-15	7	1	1	2	0	—	—	—	—	—
	(Signed as a free agent on 7/1/14. Left via free agency.)											
19	<b>Brian Mullen (RW)</b>	1987-88—1990-91	307	100	148	248	188	18	2	5	7	12
	(Acquired from Winnipeg on 6/8/87 with a 1987 10th round draft choice (Bret Barnett) for a 1988 5th round draft choice (Benoit Lebeau) and a 1989 3rd round draft choice. Traded to San Jose on 5/30/91 with future considerations for Tim Kerr.)											
14	<b>Don Murdoch (RW)</b>	1976-77—1979-80	221	97	93	190	110	21	8	8	16	16
9	<b>Murray Murdoch (LW)</b>	1926-27—1936-37	508	84	104	188	193	55	8	11	19	28
14	<b>Mike Murphy (RW)</b>	1972-73—1973-74	31	6	5	11	5	10	0	0	0	0
15, 10	<b>Ron Murphy (LW)</b>	1952-53—1956-57	207	41	60	101	139	10	0	1	1	2
10, 25	<b>Garth Murray (LW)</b>	2003-04	20	1	0	1	24	—	—	—	—	—
	(Selected in the 3rd round, 79th overall, in the 2001 Entry Draft. Traded to Montreal on 9/6/05 for Marcel Hossa.)											
17	<b>Rem Murray (C)</b>	2001-02—2002-03	43	7	8	15	8	—	—	—	—	—
	(Acquired from Edmonton with Tom Poti on 3/19/02 for Mike York and a 2002 4th round draft choice (Ivan Koltsov.) Traded to Nashville on 12/12/02 with Tomas Kloucek and Marek Zidlicky for Mike Dunham.)											
18	<b>Vic Myles (D)</b>	1942-43	45	6	8	14	57	—	—	—	—	—
*61	<b>Rick Nash (LW)</b>	2012-13—2016-17	315	127	97	224	154	73	14	24	38	20
	(Acquired from Columbus on 7/23/12 with Steven Delisle and a 3rd round pick in the 2013 Entry Draft (Pavel Buchnevich) for Artem Anisimov, Brandon Dubinsky, Tim Erixon, and a 1st round pick in the 2013 Entry Draft (Kerby Rychel.)											
91	<b>Markus Naslund</b>	2008-09	82	24	22	46	57	7	1	2	3	10
	(Signed as a free agent on 3/20/08. Retired on 5/4/09.)											
36	<b>Rumun Ndur (D)</b>	1998-99	31	1	3	4	46	—	—	—	—	—
	(Claimed on waivers on 12/18/98 from Buffalo. Claimed on waivers by Atlanta on 12/11/99.)											
3	<b>Stan Neckar (D)</b>	1998-99	18	0	0	0	8	—	—	—	—	—
	(Acquired from Ottawa on 11/27/98 for Bill Berg and a 1999 2nd round draft choice (Jordan Leopold.) Traded to Phoenix on 3/23/99 for Jason Doig and a 1999 6th round draft choice (Jay Dardis.)											
34	<b>Vaclav Nedomansky (RW)</b>	1982-83	35	12	8	20	0	—	—	—	—	—
10, 93	<b>Petr Nedved (C)</b>	1994-95; 1998-99—2003-04	478	149	202	351	312	10	3	2	5	6
	(Acquired from St. Louis on 7/24/94 for Esa Tikkanen and Doug Lidster. Traded to Pittsburgh on 8/31/95 with Sergei Zubov for Ulf Samuelsson and Luc Robitaille. Acquired from Pittsburgh on 11/25/98 with Chris Tamer and Sean Pronger for Alex Kovalev and Harry York. Traded to Edmonton on 3/3/04 with Jussi Markkanen for Dwight Helminen, Steve Valiquette and a 2004 2nd round draft choice (Dane Byers.)											
15	<b>Jim Neilson (D)</b>	1962-63—1973-74	811	60	238	298	763	65	2	16	18	61
13	<b>Sergei Nemchinov (C)</b>	1991-92—1996-97	418	105	120	225	151	52	7	15	22	20
	(Selected in the 12th round, 244th overall, in the 1990 Entry Draft. Traded to Vancouver on 3/8/97 with Brian Noonan for Russ Courtnall and Esa Tikkanen.)											
47	<b>Steve Nemeth (C)</b>	1987-88	12	2	0	2	2	—	—	—	—	—
21	<b>Lance Nethery (C)</b>	1980-81—1981-82	38	11	12	23	12	14	5	3	8	9
8	<b>Bob Nevin (RW)</b>	1963-64—1970-71	505	168	174	342	105	33	6	12	18	8
45, 28	<b>Kris Newbury (C)</b>	2010-11—2012-13	24	0	2	2	68	3	0	0	0	2
	(Acquired from Detroit on 3/3/10 for Jordan Owens. Traded to Philadelphia on 7/1/13 for Danny Syvret.)											
24	<b>Dan Newman (LW)</b>	1976-77—1977-78	100	14	21	35	59	3	0	0	0	4
9	<b>Bernie Nicholls (C)</b>	1989-90—1991-92	104	37	73	110	116	15	11	8	19	24
	(Acquired from Los Angeles on 1/20/90 for Tomas Sandstrom and Tony Granato. Traded to Edmonton on 10/4/91 with Steven Rice and Louie DeBrusk for Mark Messier and future considerations (David Shaw for Jeff Beukeboom on 11/12/91.)											
25	<b>Graeme Nicolson (D)</b>	1982-83	10	0	0	0	9	—	—	—	—	—
36	<b>Jeff Nielsen (RW)</b>	1996-97	2	0	0	0	2	—	—	—	—	—
	(Selected in the 4th round, 69th overall, in the 1990 Entry Draft. Left via free agency.)											
10	<b>Ville Nieminen (LW)</b>	2005-06	48	5	12	17	53	—	—	—	—	—
	(Signed as a free agent on 8/4/05. Traded to San Jose on 3/8/06 for a 2006 3rd round draft choice.)											
*67	<b>Boo Nieves (C)</b>	2016-17	1	0	0	0	0	—	—	—	—	—
	(Selected in the 2nd round, 59th overall, in the 2012 Entry Draft.)											
30	<b>Chris Nilan (RW)</b>	1987-88—1989-90	85	11	14	25	332	8	0	2	2	57
	(Acquired from Montreal on 1/27/88 for a switch of 1st round draft choices. Traded to Boston on 6/28/90 for Greg Johnston and future considerations.)											
19, 11	<b>Ulf Nilsson (C)</b>	1978-79—1982-83	170	57	112	169	85	25	8	14	22	27

# ALL-TIME PLAYER REGISTER

		REGULAR SEASON						PLAYOFFS					
NO.	NAME & POSITION	YEARS PLAYED	GP	G	A	PTS	PIM	GP	G	A	PTS	PIM	
16, 28	Brian Noonan (RW)	1993-94 – 1994-95; 1996-97 (Acquired from Chicago on 3/21/94 with Stephane Matteau for Tony Amonte and Matt Oates. Signed with St. Louis on 7/24/95 as a free agent. Acquired from St. Louis on 11/13/96 for Sergio Momesso. Traded to Vancouver on 3/8/97 with Sergei Nemchinov for Russ Courtnall and Esa Tikkanen.)	101	24	24	48	66	27	4	7	11	25	
14, 5	Mattias Norstrom (D)	1993-94 – 1995-96 (Selected in the 2nd round, 48th overall, in the 1992 Entry Draft. Traded to Los Angeles on 3/14/96 with Ray Ferraro, Ian Laperriere, Nathan LaFayette and a 1997 4th round choice (Sean Blanchard) for Marty McSorley, Shane Churla and Jari Kurri.)	43	2	6	8	13	3	0	0	0	0	
28	Lawrence Nycholat (D)	2003-04 (Acquired from Minnesota on 3/11/03 for Johan Holmqvist.) Left via free agency.	9	0	0	0	6	—	—	—	—	—	
92	Michael Nylander (C)	2005-06 – 2006-07 (Signed as a free agent on 8/10/04. Left via free agency.)	160	49	113	162	118	14	6	8	14	2	
14	Russell Oatman (F)	1928-29	27	1	1	2	8	6	0	0	0	0	
5	Buddy O'Connor (C)	1947-48 – 1950-51	238	62	102	164	12	18	5	6	11	4	
25	John Ogrodnick (LW)	1987-88 – 1991-92 (Acquired from Quebec on 9/30/87 with David Shaw for Jeff Jackson and Terry Carkner. Left via free agency.)	338	126	128	254	106	20	8	3	11	0	
12	Eddie Olczyk (LW)	1992-93 – 1994-95 (Acquired from Winnipeg on 12/28/92 for Kris King and Tie Domi. Traded to Winnipeg on 6/7/95 for their 1995 5th round draft choice (Alexei Vasiliev.)	103	18	22	40	58	1	0	0	0	0	
26	David Oliver (RW)	1996-97 (Claimed on waivers from Edmonton on 2/22/97. Left via free agency.)	14	2	1	3	4	3	0	0	0	0	
29	Krzysztof Oliwa (LW)	2002-03 (Acquired from Pittsburgh on 6/23/02 for future considerations. Traded to Boston on 1/6/03 for a 2004 9th round draft choice.)	9	0	0	0	51	—	—	—	—	—	
28	Colton Orr (RW)	2005-06 – 2007-08 (Claimed off waivers from the Boston Bruins on 11/29/05. Left via free agency.)	224	4	7	11	522	12	0	0	0	30	
41	Jed Ortmeyer (RW)	2003-04 – 2006-07 (Signed as a free agent on 5/10/03. Left via free agency.)	177	9	15	24	76	13	1	0	1	6	
19, 20	Mark Osborne (LW)	1983-84 – 1986-87 1994-95 (Acquired from Detroit on 6/13/83 with Willie Huber and Mike Blaisdell for Ron Duguay, Ed Johnstone and Eddie Mio. Traded to Toronto on 3/5/87 for Jeff Jackson and their 1989 3rd round draft choice (Rob Zamuner.) Signed as a free agent 1/20/95. Left via free agency.)	253	61	74	135	32	7	1	0	1	2	
24	Sandis Ozolinsh (D)	2005-06 – 2006-07 (Acquired from Anaheim on 3/19/06 for San Jose's 2006 3rd round draft choice. Left via free agency.)	40	3	14	17	28	3	0	0	0	6	
11	Wilf Paiment (RW)	1985-86	8	1	6	7	13	16	5	5	10	45	
12	Daniel Paille (LW)	2015-16 (Signed as a free agent on 1/21/16. Left via free agency.)	12	0	0	0	0	—	—	—	—	—	
14	Aldo Palazzari (RW)	1943-44	12	2	0	2	0	—	—	—	—	—	
38	P.A. Parenteau (LW)	2009-10 (Acquired from Chicago on 10/11/07 for a conditional 7th round selection in 2008. Left via free agency.)	22	3	5	8	4	—	—	—	—	—	
2	Brad Park (D)	1968-69 – 1975-76	465	95	283	378	738	64	12	32	44	129	
27	Joe Paterson (LW)	1987-88 – 1988-89	41	1	4	5	149	—	—	—	—	—	
6	Larry Patey (C)	1983-84 – 1984-85	16	1	3	4	16	5	0	1	1	6	
3	James Patrick (D)	1983-84 – 1993-94 (Selected in the 1st round, 9th overall, in the 1981 Entry Draft. Traded to Hartford on 11/2/93 with Darren Turcotte for Steve Larmer, Nick Kypros, Barry Richter and their 1994 6th round draft choice (Yuri Litvinov.)	671	104	363	467	541	63	5	26	31	62	
9, 18	Lynn Patrick (LW)	1934-35 – 1942-43; 1945-46	455	145	191	336	240	44	10	6	16	22	
2, 15	Muzz Patrick (D)	1937-38 – 1940-41; 1945-46	164	5	26	31	139	25	4	0	4	34	
11	Stephen Patrick (RW)	1984-85 – 1985-86	71	15	21	36	100	1	0	0	0	0	
16, 40	Mark Pavelich (C)	1981-82 – 1985-86	341	133	185	318	326	23	7	17	24	14	
18	Jim Pavese (D)	1987-88	14	0	1	1	48	—	—	—	—	—	
12, 16	Mel Pearson (LW)	1959-60; 1961-62 1962-63 – 1964-65	36	2	5	7	23	—	—	—	—	—	
3	Fern Perreault (LW)	1947-48; 1949-50	3	0	0	0	0	—	—	—	—	—	
4	Frank Peters (D)	1930-31	43	0	0	0	57	4	0	0	0	2	
21	Garry Peters (C)	1965-66	63	7	3	10	42	—	—	—	—	—	
24, 17	Michel Petit (D)	1987-88 – 1988-89	133	17	49	66	377	4	0	2	2	27	
38	Ronald Petrovicky (RW)	2002-03 (Claimed in the NHL Waiver Draft from the Calgary Flames on 10/4/02. Claimed by in the NHL Waiver Draft by the Atlanta Thrashers on 10/3/03.)	66	5	9	14	77	—	—	—	—	—	
11	Gordon Pettinger (C)	1932-33	35	1	2	3	18	8	0	0	0	0	
32	Dave Pichette (D)	1987-88	6	1	3	4	4	—	—	—	—	—	
2, 16	Alf Pike (C)	1939-40 – 1942-43; 1945-46 – 1946-47	234	42	77	119	145	21	4	2	6	12	
47	Rich Pilon (D)	1999-00 – 2000-01 (Claimed off waivers from the New York Islanders on 12/1/99. Left via free agency.)	123	2	15	17	25	—	—	—	—	—	
73	Brandon Pirri (RW)	2016-17 (Signed as a free agent on 8/26/16. Left via free agency.)	60	8	10	18	25	—	—	—	—	—	
18	Ales Piza (D)	2002-03 (Acquired from Edmonton on 3/11/03 with Anson Carter for Radek Dvorak and Cory Cross. Left via free agency.)	3	0	0	0	0	—	—	—	—	—	
2, 25	Bob Plager (D)	1964-65 – 1966-67	29	0	5	5	40	—	—	—	—	—	
24	Pierre Plante (RW)	1978-79	70	6	25	31	37	18	0	6	6	20	
8	Walt Poddubny (C)	1986-87 – 1987-88	152	78	97	175	125	6	0	0	0	8	
22	Thomas Pock (D)	2003-04 – 2007-08 (Signed as a free agent on 3/24/04. Claimed off waivers by the NY Islanders on 9/29/08.)	59	7	14	20	20	4	0	3	3	4	
29, 41	Rudy Poeschek (RW)	1987-88 – 1989-90 (Selected in the 12th round, 238th overall, in the 1985 Entry Draft. Traded to Winnipeg on 1/22/91 for Guy Larose.)	68	0	2	2	256	—	—	—	—	—	
14	Bud Poile (RW)	1949-50	28	3	6	9	8	—	—	—	—	—	
19	Johnny Polich (RW)	1939-40 – 1940-41	3	0	1	1	0	—	—	—	—	—	
20	Greg Polis (LW)	1974-75 – 1978-79	275	65	76	141	196	3	0	0	0	6	
19	Larry Popein (C)	1954-55 – 1960-61	402	75	127	202	150	16	1	4	5	6	
34	Peter Popovic (D)	1998-99	68	1	4	5	40	—	—	—	—	—	
(Acquired from Montreal on 6/30/98 for Sylvain Blouin and a 1999 6th round draft choice (later traded to Phoenix - Erik Lewerstrom.) Traded to Pittsburgh on 9/30/99 for Kevin Hatcher.)													

# ALL-TIME PLAYER REGISTER

NO.	NAME & POSITION	YEARS PLAYED	REGULAR SEASON					PLAYOFFS				
			GP	G	A	PTS	PIM	GP	G	A	PTS	PIM
3, 16	<b>Tom Poti (D)</b>	2001-02–2005-06	231	25	78	103	177	4	0	0	0	2
(Acquired from Edmonton with Rem Murray on 3/19/02 for Mike York and a 2002 4th round draft choice (Ivan Koltsov.) Left via free agency.)												
38, 44	<b>Corey Potter (D)</b>	2008-09–2009-10	8	1	1	2	2	—	—	—	—	—
(Selected in the 3rd round, 122nd overall, in the 2003 Entry Draft. Left via free agency.)												
67	<b>Benoit Pouliot (LW)</b>	2013-14	80	15	21	36	56	25	5	5	10	26
(Signed as a free agent on 7/5/13. Left via free agency.)												
8	<b>Darroll Powe (C)</b>	2012-13–2013-14	35	0	0	0	18	3	0	0	0	0
(Acquired from Minnesota on 2/4/13 with Nick Palmieri for Mike Rupp. Left via free agency.)												
11, 2	<b>Babe Pratt (D)</b>	1935-36–1942-43	308	27	97	124	299	39	9	8	17	70
17	<b>Dean Prentice (LW)</b>	1952-53–1962-63	666	186	236	422	266	19	2	7	9	20
18	<b>Wayne Presley (RW)</b>	1955-56	61	4	6	10	7	—	—	—	—	—
15	<b>Noel Price (D)</b>	1959-60–1960-61	8	0	0	0	4	—	—	—	—	—
47	<b>Pat Price (D)</b>	1986-87	13	0	2	2	49	6	0	1	1	27
32	<b>Sean Pronger (C)</b>	1998-99	14	0	3	3	4	—	—	—	—	—
(Acquired from Pittsburgh on 11/25/98 with Petr Nedved and Chris Tamer for Alex Kovalev and Harry York. Traded to Los Angeles on 2/12/99 for Eric Lacroix.)												
20	<b>Vinny Prospal (C)</b>	2009-10-2010-11	104	29	52	81	40	5	1	0	1	0
(Signed as free agent on 8/17/09. Left via free agency.)												
25	<b>Petr Prucha (RW)</b>	2005-06–2008-09	237	63	50	113	100	17	1	1	2	4
(Selected in the 8th round, 240th overall, in the 2002 Entry Draft. Traded to Phoenix with Nigel Dawes and Dmitri Kalinin for Derek Morris on 3/4/09.)												
8	<b>Brandon Prust (LW)</b>	2009-10–2011-12	190	22	33	55	381	24	1	2	3	35
(Acquired from Calgary with Olli Jokinen on 2/11/10 for Ales Kotalik and Christopher Higgins. Left via free agency.)												
*12	<b>Matt Puempel (LW)</b>	2016-17	27	6	3	9	4	—	—	—	—	—
(Claimed off waivers from Ottawa on 11/21/16.)												
5, 45	<b>Dale Purinton (D)</b>	1999-00–2003-04	181	4	16	20	578	—	—	—	—	—
(Selected in the 5th round, 117th overall, in the 1995 Entry Draft. Left via free agency.)												
24	<b>Jamie Pushor (D)</b>	2003-04	7	0	0	0	0	—	—	—	—	—
(Acquired from Columbus on 1/23/04 for a 2004 8th round draft choice (Matt Greer.) Left via free agency.)												
17	<b>Jean Pusie (D)</b>	1933-34	19	0	2	2	17	—	—	—	—	—
14	<b>Taylor Pyatt (LW)</b>	2012-13–2013-14	70	6	6	12	16	12	2	2	4	4
(Signed as a free agent on 7/3/12. Claimed on waivers by Pittsburgh on 1/2/14.)												
12	<b>Leo Quenneville (F)</b>	1929-30	25	0	3	3	10	3	0	0	0	0
5	<b>Stephane Quintal (D)</b>	1999-00	75	2	14	16	77	—	—	—	—	—
(Signed as a free agent on 7/6/99. Claimed off waivers by Chicago on 10/4/00.)												
23	<b>Karel Rachunek (D)</b>	2003-04–2006-07	78	7	23	30	42	6	0	4	4	2
(Acquired from Ottawa on 3/9/04 with Alexandre Giroux for Greg de Vries. Left via free agency.)												
7, 9	<b>Don Raleigh (C)</b>	1943-44; 1947-48–1955-56	535	101	219	320	96	18	6	5	11	6
19, 14	<b>Jean Ratelle (C)</b>	1960-61–1975-76	861	336	481	817	192	65	9	33	42	14
5	<b>Mel Read (C)</b>	1946-47	6	0	0	0	8	—	—	—	—	—
6	<b>Wade Redden (D)</b>	2008-09–2009-10	156	5	35	40	68	7	0	2	2	0
(Signed as a free agent on 7/1/08. Bought out on 1/16/13.)												
11	<b>William Regan (D)</b>	1929-30–1930-31	51	2	1	3	55	8	0	0	0	2
11	<b>Oliver Reinikka (F)</b>	1926-27	16	0	0	0	0	—	—	—	—	—
4	<b>Erik Reitz (D)</b>	2008-09	11	0	0	0	24	—	—	—	—	—
(Acquired from Minnesota for Dan Fritsche on 2/1/09. Claimed off waivers by Toronto on 3/4/09.)												
5	<b>Leo Reise, Jr. (D)</b>	1952-53–1953-54	131	7	20	27	124	—	—	—	—	—
2	<b>Leo Reise, Sr. (D)</b>	1929-30	12	0	1	1	8	—	—	—	—	—
20	<b>Pascal Rheume (C)</b>	2003-04	17	0	0	0	5	—	—	—	—	—
(Signed as a free agent on 10/22/03. Claimed off waivers by St. Louis on 1/29/04.)												
10	<b>Steven Rice (RW)</b>	1990-91	11	1	1	2	4	2	2	1	3	6
(Selected in the 1st round, 20th overall, in the 1989 Entry Draft. Traded to Edmonton on 10/4/91 with Bernie Nicholls and Louie DeBrusk for Mark Messier and future considerations (David Shaw for Jeff Beukeboom on 11/2/91.)												
19	<b>Brad Richards (C)</b>	2011-12–2013-14	210	56	95	151	54	55	12	16	28	14
(Signed as a free agent on 7/2/11. Contract bought out on 6/20/14.)												
18	<b>Dave Richardson (LW)</b>	1963-64–1964-65	41	3	2	5	23	—	—	—	—	—
41	<b>Steve Richmond (D)</b>	1983-84–1985-86	77	2	12	14	263	4	0	0	0	12
29	<b>Barry Richter (D)</b>	1995-96	4	0	1	1	0	—	—	—	—	—
(Acquired from Hartford on 11/2/93 with Nick Kypreos, Steve Larmer and a 1994 6th round draft choice (Yuri Litvinov) for Darren Turcotte and James Patrick. Left via free agency.)												
18	<b>Mike Ridley (C)</b>	1985-86–1986-87	118	38	63	101	89	16	6	8	14	26
4	<b>Vic Ripley (LW)</b>	1933-34–1934-35	38	5	14	19	12	2	1	0	1	4
12	<b>Patrick Rissmiller</b>	2008-09	2	0	0	0	0	—	—	—	—	—
(Signed as a free agent on 7/1/08. Traded to Atlanta on 8/2/10 with Donald Brashear for Todd White.)												
19	<b>Alex Ritson (LW)</b>	1944-45	1	0	0	0	0	—	—	—	—	—
21	<b>Wayne Rivers (RW)</b>	1968-69	4	0	0	0	0	—	—	—	—	—
21	<b>Bert Robertsson (D)</b>	2000-01	2	0	0	0	4	—	—	—	—	—
(Acquired from Columbus on 11/9/00 for Jean-Francois Labbe. Traded to Nashville on 3/7/01 for Ryan Tobler.)												
5	<b>Doug Robinson (LW)</b>	1964-65–1966-67	73	16	26	42	10	—	—	—	—	—
20	<b>Luc Robitaille (LW)</b>	1995-96–1996-97	146	47	70	117	128	26	5	12	17	12
(Acquired from Pittsburgh on 8/31/95 with Ulf Samuelsson for Petr Nedved and Sergei Zubov. Traded to Los Angeles on 8/28/97 for Kevin Stevens.)												
25, 24	<b>Mike Robitaille (D)</b>	1969-70–1970-71	15	1	2	2	15	—	—	—	—	—
16	<b>Leon Rochefort (RW)</b>	1960-61; 1962-63	24	5	4	9	6	—	—	—	—	—
5	<b>Normand Rochefort (D)</b>	1988-89–1991-92	112	7	15	22	108	—	—	—	—	—
(Acquired from Quebec on 8/11/88 with Jason Lafreniere for Walt Poddubny, Bruce Bell, Jari Gronstrand and a 1989 4th round draft choice (Eric Dubois.) Signed as a free agent by Tampa Bay on 9/27/93.)												
12	<b>Edmond Rodden (F)</b>	1930-31	19	0	3	3	8	—	—	—	—	—
17, 27	<b>Mike Rogers (C)</b>	1981-82–1985-86	316	117	191	308	142	14	1	10	11	6
5	<b>Dale Rolfe (D)</b>	1970-71–1974-75	244	13	66	79	190	50	5	17	22	59
19	<b>Len Ronson (LW)</b>	1960-61	13	2	1	3	10	—	—	—	—	—
9	<b>Paul Ronty (C)</b>	1951-52–1954-55	259	45	113	158	62	—	—	—	—	—
2, 15	<b>Jim Ross (D)</b>	1951-52–1952-53	62	2	11	13	29	—	—	—	—	—

# ALL-TIME PLAYER REGISTER

NO.	NAME & POSITION	YEARS PLAYED	REGULAR SEASON					PLAYOFFS				
			GP	G	A	PTS	PIM	GP	G	A	PTS	PIM
3, 33	<b>Michal Rozsival (D)</b>	2005-06-2010-11	432	42	134	176	374	31	4	10	14	32
	(Signed as a free agent on 8/29/05. Traded to Phoenix for Wojtek Wolski on 1/10/11.)											
22	<b>Bobby Rousseau (RW)</b>	1971-72–1974-75	236	41	116	157	30	38	9	22	31	15
15	<b>Ronnie Rowe (LW)</b>	1947-48	5	1	0	1	0	—	—	—	—	—
8	<b>Jean-Yves Roy (RW)</b>	1994-95	3	1	0	1	2	—	—	—	—	—
	(Signed as a free agent on 7/20/92. Traded to Ottawa on 10/6/95 for Steve Larouche.)											
20	<b>Steve Rucchin (C)</b>	2005-06	72	13	23	36	10	4	1	0	1	0
	(Acquired from Anaheim on 8/23/05 for Trevor Gillies and a conditional pick in the 2007 Entry Draft. Left via free agency.)											
19, 26	<b>Martin Rucinsky (RW)</b>	2001-02; 2003-04–2005-06	136	32	78	110	124	2	0	1	1	2
	(Acquired from Dallas with Roman Lyashenko on 3/12/02 for Manny Malhotra and Barrett Heisten. Left via free agency. Signed as a free agent 8/28/03. Traded to Vancouver on 3/9/04 for Martin Grenier and the rights to R.J. Umberger. Signed as a free agent on 8/3/05. Left via free agency.)											
44	<b>Lindy Ruff (D)</b>	1988-89–1990-91	83	3	12	15	135	10	0	3	3	29
	(Acquired from Buffalo on 3/7/89 for a 1990 5th round draft choice (Richard Smehtlik.) Left via free agency.)											
29	<b>Reijo Ruotsalainen (D)</b>	1981-82–1985-86	389	99	217	316	154	43	11	16	27	22
19	<b>Duane Rupp (D)</b>	1962-63	2	0	0	0	0	—	—	—	—	—
71, 17	<b>Mike Rupp (C)</b>	2011-12–2012-13	68	4	1	5	109	20	0	0	0	36
	(Signed as a free agent on 7/1/11. Traded to Minnesota on 2/4/13 for Nick Palmieri and Darroll Powe.)											
16	<b>Church Savelle (LW/C)</b>	1945-48	90	20	16	36	12	—	—	—	—	—
21	<b>Simo Saarinen (D)</b>	1984-85	8	0	0	0	8	—	—	—	—	—
4, 3	<b>Larry Sacharuk (D)</b>	1972-73–1973-74;	75	9	11	20	18	—	—	—	—	—
2, 5		1975-76–1976-77										
26, 8	<b>Kjell Samuelsson (D)</b>	1985-86–1986-87	39	2	6	8	60	9	0	1	1	8
37	<b>Mikael Samuelsson (RW)</b>	2001-02–2002-03	125	14	24	38	55	—	—	—	—	—
	(Acquired from San Jose on 6/24/01 with Christian Gosselin for Adam Graves. Traded to Pittsburgh on 2/10/03 with Joel Bouchard, Richard Lintner, and Rico Fata for Alex Kovalev, Dan LaCouture, Janne Laukkanen and Mike Wilson.)											
5	<b>Ulf Samuelsson (D)</b>	1995-96–1998-99	287	14	46	60	475	26	1	7	8	46
	(Acquired from Pittsburgh on 8/31/95 with Luc Robitaille for Petr Nedved and Sergei Zubov. Traded to Detroit on 3/23/99 for a 1999 2nd round draft choice (David Imman) and the return of the Rangers 2000 3rd round draft choice (from the Mike Knuble trade.)											
16, 4	<b>Derek Sanderson (C)</b>	1974-75–1975-76	83	25	25	50	110	3	0	0	0	0
5	<b>Charlie Sands (C)</b>	1943-44	9	0	2	2	0	—	—	—	—	—
28	<b>Tomas Sandstrom (RW)</b>	1984-85–1989-90	407	173	207	380	563	29	8	12	20	52
	(Selected in the 2nd round, 36th overall, in the 1982 Entry Draft. Traded to Los Angeles on 1/20/90 with Tony Granato for Bernie Nicholls.)											
54	<b>Bobby Sanguinetti (D)</b>	2009-10	5	0	0	0	4	—	—	—	—	—
	(Selected in the 1st round, 21st overall, in the 2006 Entry Draft. Traded to Carolina on 6/26/10 for a 2nd round selection in 2010.)											
6	<b>Glen Sather (LW)</b>	1970-71–1973-74	188	18	24	42	193	38	0	2	2	47
56, 38	<b>Michael Sauer (D)</b>	2008-09–2011-12	98	4	14	18	96	5	0	1	1	0
	(Selected in the 2nd round, 40th overall, in the 2005 Entry Draft. Left via free agency.)											
10, 33	<b>Marc Savard (C)</b>	1997-98–1998-99	98	10	41	51	42	—	—	—	—	—
	(Selected in the 3rd round, 91st overall, in the 1995 Entry Draft. Traded to Calgary on 6/26/99 with a 1999 1st round draft choice (Oleg Saprykin) for Jan Hlavac, a 1999 1st round draft choice (Jamie Lundmark) and a 1999 3rd round draft choice (Patrick Auferio.)											
17	<b>Chuck Scherza (C)</b>	1943-44–1944-45	27	5	5	10	29	3	0	1	1	6
18	<b>Ken Schinkel (RW)</b>	1959-60–1963-64;										
		1966-67	265	34	55	89	77	6	0	1	1	0
25, 21	<b>Mathieu Schneider (D)</b>	1998-99–1999-00	155	20	44	64	149	—	—	—	—	—
	(Acquired from Toronto on 10/4/98 for Alexander Karpovitshev and a 1999 4th round draft choice (Mirko Murovic.) Selected by Columbus in the NHL Expansion Draft on 6/23/00.)											
28	<b>John Scott (D)</b>	2011-12	6	0	0	0	5	—	—	—	—	—
	(Acquired from Chicago on 2/27/12 for a 2012 5th round draft choice. Left via free agency.)											
11	<b>Laurie Scott (F)</b>	1927-28	23	0	1	1	6	—	—	—	—	—
13	<b>Richard Scott (RW)</b>	2001-02; 2003-04	10	0	0	0	28	—	—	—	—	—
	(Signed as a free agent on 5/8/01. Left via free agency.)											
42	<b>Brandon Segal (RW)</b>	2012-13	1	0	0	0	2	—	—	—	—	—
	(Signed as a free agent on 7/11/12. Left via free agency.)											
21, 2	<b>Earl Seibert (D)</b>	1931-32–1935-36	202	27	41	68	338	—	—	—	—	—
16	<b>Rod Seiling (D)</b>	1963-64–1974-75	644	50	198	248	425	54	3	6	9	47
16	<b>George Senick (LW)</b>	1952-53	13	2	3	5	8	—	—	—	—	—
36	<b>Pierre Sevigny (LW)</b>	1997-98	3	0	0	0	2	—	—	—	—	—
	(Signed as a free agent on 8/27/97. Left via free agency.)											
6, 5	<b>Eddie Shack (RW)</b>	1958-59–1960-61	141	16	26	42	232	—	—	—	—	—
18	<b>Joe Shack (LW)</b>	1942-43; 1944-45	70	9	27	36	20	—	—	—	—	—
14	<b>Brendan Shanahan (LW)</b>	2006-07–2007-08	140	52	56	108	82	20	6	6	12	20
	(Signed as a free agent on 7/9/06. Left via free agency.)											
27, 21	<b>David Shaw (D)</b>	1987-88–1991-92	240	17	57	74	314	10	0	2	2	41
	(Acquired from Quebec on 9/30/87 with John Ogronick for Jeff Jackson and Terry Carkner. Traded to Edmonton on 11/12/91 for Jeff Beukeboom as compensation for the 10/4/91 trade.)											
6	<b>Bobby Sheehan (C)</b>	1978-79	—	—	—	—	—	15	4	3	7	8
45	<b>Jody Shelley (LW)</b>	2009-10	21	2	4	6	37	—	—	—	—	—
	(Acquired from San Jose on 2/12/10 for a 6th-round or conditional 5th-round draft pick in 2011. Left via free agency.)											
45	<b>James Sheppard (C)</b>	2014-15	14	2	0	2	9	13	1	1	2	8
	(Acquired from San Jose on 3/11/15 for a 4th round pick in the 2016 Entry Draft. Left via free agency.)											
23	<b>Ray Sheppard (RW)</b>	1990-91	59	24	23	47	21	—	—	—	—	—
	(Acquired from Buffalo on 7/9/90 for cash. Signed as a free agent by Detroit on 8/5/91.)											
3	<b>Fred Shero (D)</b>	1947-48–1949-50	145	6	14	20	137	13	0	2	2	8
4	<b>Alex Shibicky (LW)</b>	1935-36–1941-42;	324	109	92	201	161	40	12	12	24	12
		1945-46										
4	<b>Alex "Babe" Siebert (LW)</b>	1932-33–1933-34	56	9	11	20	54	8	1	0	1	12
18	<b>Mike Siklenka (LW)</b>	2003-04	1	0	0	0	0	—	—	—	—	—
	(Claimed in the NHL Waiver Draft from Philadelphia on 10/3/03. Claimed off waivers by Philadelphia on 11/5/03.)											
16	<b>Dave Silk (RW)</b>	1979-80–1982-83	141	30	33	63	112	9	2	4	6	4
41	<b>Mike Siltala (RW)</b>	1986-87–1987-88	4	0	0	0	0	—	—	—	—	—

# ALL-TIME PLAYER REGISTER

NO.	NAME & POSITION	YEARS PLAYED	REGULAR SEASON					PLAYOFFS				
			GP	G	A	PTS	PIM	GP	G	A	PTS	PIM
17	<b>Chris Simon (LW)</b> (Signed as a free agent on 7/25/03. Traded to Calgary on 3/6/04 with a 2004 7th round draft choice for Blair Betts, Jamie McLennan and Greg Moore.)	2003-04	65	14	9	23	225	—	—	—	—	—
21	<b>Reg Sinclair (RW)</b>	1950-51–1951-52	139	38	31	69	103	—	—	—	—	—
20	<b>Fredrik Sjöstrom (RW)</b> (Acquired from Phoenix on 2/26/08 with David LeNeveu, Josh Gratton and a 2009 fifth round draft choice for AI Montoya and Marcel Hossa. Left via free agency.)	2007-08 - 2008-09	18	2	0	2	8	10	0	1	1	2
*76	<b>Brady Skjei (D)</b> (Selected in the 1st round, 28th overall, in the 2012 Entry Draft.)	2015-16 - 2016-17	87	5	34	39	46	17	4	3	7	12
20	<b>Brian Skrudland (C)</b> (Signed as a free agent on 7/7/97. Traded to Dallas on 3/24/98 with Mike Keane and a 1998 conditional draft choice (6th round – Pavel Patera) for Todd Harvey, Bob Errey and a 1998 4th round draft choice (Boyd Kane).)	1997-98	59	5	6	11	39	—	—	—	—	—
20, 11	<b>Ed Slowinski (RW)</b>	1947-48–1952-53	291	58	74	132	63	16	2	6	8	6
*42	<b>Brendan Smith (D)</b> (Acquired from Detroit on 2/28/17 for a 2017 3rd round draft choice and a 2018 2nd round draft choice.)	2016-17	18	1	3	4	29	12	0	4	4	20
14, 20, 10	<b>Clint Smith (C)</b>	1936-37–1942-43	281	80	116	196	12	31	4	5	9	2
15	<b>Dallas Smith (D)</b>	1977-78	29	1	4	5	23	1	0	1	1	0
21	<b>Don Smith (RW)</b>	1949-50	10	1	1	2	0	1	0	0	0	0
19	<b>Floyd Smith (RW)</b>	1960-61	29	5	9	14	0	—	—	—	—	—
14	<b>Geoff Smith (D)</b> (Signed as a free agent on 9/29/97. Traded to St. Louis on 2/13/99 with Jeff Finley for future considerations (Chris Kenady).)	1997-98–1998-99	19	1	1	2	8	—	—	—	—	—
17	<b>Stan Smith (C)</b>	1939-40–1940-41	9	2	1	3	0	—	—	—	—	—
25	<b>Peter Smrek (D)</b> (Acquired from St. Louis on 3/5/01 for Alexei Gusarov. Traded to Nashville on 3/19/02 for Richard Lintner.)	2000-01–2001-02	22	0	4	4	16	—	—	—	—	—
8, 39	<b>Brad Smyth (RW)</b> (Acquired from Los Angeles on 11/4/97 for a conditional draft pick. Signed as a free agent by Nashville on 7/16/98. Signed as a free agent on 8/19/99. Left via free agency.)	1997-98; 2000-01	5	1	0	1	4	—	—	—	—	—
12	<b>Art Somers (LW)</b>	1931-32–1934-35	145	19	37	56	84	19	1	5	6	18
16	<b>Glen Sonmor (LW)</b>	1953-54–1954-55	28	2	0	2	21	—	—	—	—	—
15, 16, 21	<b>Irv Spencer (D)</b>	1959-60–1961-62	131	4	20	24	81	1	0	0	0	2
26	<b>Martin St. Louis (RW)</b> (Acquired from Tampa Bay on 3/5/14 with a 2nd round pick in the 2015 Entry Draft (later traded) for Ryan Callahan, a 1st round pick in the 2014 Entry Draft (later traded), a 1st round pick in the 2015 Entry Draft (later traded), and a 7th round pick in the 2015 Entry Draft (later traded). Retired on 7/2/15.)	2013-14–2014-15	93	22	38	60	24	44	9	13	22	6
12	<b>Eric Staal (C)</b> (Acquired from Carolina on 2/28/16 for Aleksis Saarela, a 2nd round pick in the 2016 Entry Draft (later traded), and a 2nd round pick in the 2017 Entry Draft. Left via free agency.)	2015-16	20	3	3	6	2	5	0	0	0	4
*18	<b>Marc Staal (D)</b> (Selected in the 1st round, 12th overall, in the 2005 Entry Draft.)	2007-08 - 2016-17	689	37	119	156	366	104	6	13	19	42
25	<b>Viktor Stalberg (LW)</b> (Signed as a free agent on 7/1/15. Left via free agency.)	2015-16	75	9	11	20	22	5	0	0	0	6
19	<b>Al Staley (C)</b>	1948-49	1	0	1	1	0	—	—	—	—	—
8	<b>Allan Stanley (D)</b>	1948-49–1954-55	307	23	56	79	272	12	2	5	7	10
4	<b>Wally Stanowski (D)</b>	1948-49–1950-51	146	3	14	17	54	—	—	—	—	—
4	<b>Harold Starr (D)</b>	1934-35–1935-36	49	0	0	0	42	4	0	0	0	2
21	<b>Bud Stefanski (C)</b>	1977-78	1	0	0	0	0	—	—	—	—	—
21	<b>Pete Stelmowski (C)</b>	1970-71–1976-77	496	113	204	317	379	55	18	18	36	75
12	<b>Lee Stempniak (RW)</b> (Signed as a free agent on 7/19/14. Traded to Winnipeg on 3/1/15 for Carl Klingberg.)	2014-15	53	9	9	18	18	—	—	—	—	—
5	<b>Ulf Sterner (LW)</b>	1964-65	4	0	0	0	0	—	—	—	—	—
21	<b>Derek Stepan (C)</b> (Selected in the 2nd round, 51st overall, in the 2008 Entry Draft. Traded to Arizona on 6/23/17 with Antti Raanta for Tony DeAngelo and a 1st round pick in the 2017 Entry Draft (Lias Andersson).)	2010-11 - 2016-17	515	128	232	360	130	97	19	30	49	24
17	<b>Kevin Stevens (LW)</b> (Acquired from Los Angeles on 8/28/97 for Luc Robitaille. Left via free agency.)	1997-98–1999-00	199	40	52	92	237	—	—	—	—	—
16	<b>Gaye Stewart (LW)</b>	1951-52–1952-53	87	16	27	43	30	—	—	—	—	—
12	<b>Ron Stewart (RW)</b>	1967-68–1972-73	306	44	37	81	74	37	4	3	7	4
28, 32	<b>P.J. Stock (C)</b> (Signed as a free agent on 9/2/97. Signed as a free agent by Montreal on 7/7/00. Signed as a free agent on 8/23/01. Selected by Boston in the 2001 NHL Waiver Draft on 9/28/01.)	1997-98–1999-00	11	2	4	6	131	—	—	—	—	—
13	<b>Jack Stoddard (RW)</b>	1951-52–1952-53	80	16	15	31	31	—	—	—	—	—
26	<b>Jarret Stoll (C)</b> (Signed as a free agent on 8/10/15. Claimed off waivers by Minnesota on 12/15/15.)	2015-16	29	1	2	3	20	—	—	—	—	—
21	<b>Blaine Stoughton (RW)</b>	1983-84	14	5	2	7	4	—	—	—	—	—
21	<b>Neil Strain (LW)</b>	1952-53	52	11	13	24	12	—	—	—	—	—
82	<b>Martin Straka (LW)</b> (Signed as a free agent on 8/2/05. Left via free agency.)	2005-06–2007-08	224	65	122	187	88	24	5	15	20	20
32, 6	<b>Anton Stralman (D)</b> (Signed as a free agent on 11/5/11. Left via free agency.)	2011-12 - 2013-14	182	7	31	38	62	55	3	8	11	8
15, 10	<b>Art Stratton (C)</b>	1959-60	18	2	5	7	2	—	—	—	—	—
10	<b>Art Strobel (LW)</b>	1943-44	7	0	0	0	0	—	—	—	—	—
34	<b>Jason Strudwick (D)</b> (Signed as a free agent on 7/20/04. Left via free agency. Signed as a free agent on 3/19/07. Left via free agency.)	2005-06–2007-08	125	4	5	9	108	5	0	0	0	0
9	<b>Doug Sulliman (RW)</b>	1979-80–1980-81	63	8	16	34	—	3	1	0	1	0
7	<b>Red Sullivan (C)</b>	1956-57–1960-61	322	59	150	209	296	6	1	2	3	4
55	<b>Chris Summers (D)</b> (Acquired from Arizona on 3/1/15 with Keith Yandle and a 4th round pick in the 2016 Entry Draft (Tarmo Reunanen) for John Moore, Anthony Duclair, a 2nd round pick in the 2015 Entry Draft (later traded), and a 1st round pick in the 2016 Entry Draft (later traded). Left via free agency.)	2014-15 - 2015-16	6	0	0	0	4	—	—	—	—	—
38	<b>Ronnie Sundin (D)</b> (Selected in the 9th round, 237th overall, in the 1996 Entry Draft. Left via free agency.)	1997-98	1	0	0	0	0	—	—	—	—	—
24	<b>Niklas Sundstrom (RW/LW)</b> (Selected in the 1st round, 8th overall, in the 1993 Entry Draft. Traded to Tampa Bay on 6/26/99 with Dan Cloutier and 2000 1st (Nikita Alexeev) and 3rd round (Igor Radulov) draft choices for a 1999 1st round draft choice (Pavel Brendl).)	1995-96–1998-99	315	65	98	163	78	20	4	8	12	6



## ALL-TIME PLAYER REGISTER

			REGULAR SEASON					PLAYOFFS				
NO.	NAME & POSITION	YEARS PLAYED	GP	G	A	PTS	PIM	GP	G	A	PTS	PIM
25	Peter Sundstrom (RW)	1983-84—1985-86	206	48	62	110	70	9	1	3	4	2
5	Bill Sweeney (C)	1959-60	4	1	0	1	0	—	—	—	—	—
37	Tim Sweeney (RW)	1997-98	56	11	18	29	26	—	—	—	—	—
	(Signed as a free agent on 9/11/97. Retired following the 1997-98 season.)											
17	Petr Sykora (RW)	2005-06	40	16	15	31	22	4	0	0	0	0
	(Acquired from Anaheim on 1/8/06 with a 2007 4th round draft choice, for defenseman Maxim Kondratiev. Left via free agency.)											
15	Jeff Taffe (LW)	2005-06	2	0	0	0	0	—	—	—	—	—
	(Acquired from Phoenix on 10/18/05 in exchange for Jamie Lundmark. Traded to Phoenix on 1/24/06 for Martin Sonnenberg.)											
19	Dean Talafous (RW)	1978-79—1981-82	202	42	60	102	91	19	4	7	11	11
26, 35	Ron Talakoski (C)	1986-87—1987-88	9	0	1	1	33	—	—	—	—	—
4	Chris Tamer (D)	1998-99	52	1	5	6	92	—	—	—	—	—
	(Acquired from Pittsburgh on 11/25/98 with Petr Nedved and Sean Pronger for Alex Kovalev and Harry York. Selected by Atlanta in the 1999 NHL Expansion Draft.)											
15	Bill Taylor (C)	1947-48	2	0	0	0	0	—	—	—	—	—
19	G. Bill Taylor (C)	1964-65	2	0	0	0	0	—	—	—	—	—
12	Ralph Taylor (D)	1929-30	24	2	0	2	28	4	0	0	0	10
18, 5	Ted Taylor (LW)	1964-65—1965-66	8	0	1	1	6	—	—	—	—	—
26	Tim Taylor (C)	1999-00—2000-01	114	11	16	27	88	—	—	—	—	—
	(Signed as a free agent on 7/15/99. Traded to Tampa Bay on 6/30/01 for Nils Ekman and Kyle Freadrich.)											
17	Spence Thatchell (D)	1942-43	1	0	0	0	0	—	—	—	—	—
58	Christian Thomas (RW)	2012-13	1	0	0	0	0	—	—	—	—	—
	(Selected in the 2nd round, 40th overall in the 2010 NHL Entry Draft. Traded to Montreal on 7/2/13 for Danny Kristo.)											
8, 10	Paul Thompson (LW)	1926-27—1930-31	217	35	32	67	150	24	3	2	5	40
14	Fred Thurier (C)	1944-45	50	16	19	35	14	—	—	—	—	—
44	Billy Tibbetts (RW)	2002-03	11	0	0	0	12	—	—	—	—	—
	(Signed as a free agent on 12/16/02.)											
10	Esa Tikkanen (LW)	1992-93—1993-94; 1996-97; 1998-99	144	25	42	67	176	38	13	7	20	60
	(Acquired from Edmonton on 3/17/93 for Doug Weight. Traded to St. Louis on 7/24/94 with Doug Lidster for Petr Nedved. Acquired from Vancouver on 3/8/97 with Russ Courtnall for Sergei Nemchinov and Brian Noonan. Left via free agency. Signed on 10/9/98 as a free agent. Left via free agency.)											
6	Mark Tinordi (D)	1987-88	24	1	2	3	50	—	—	—	—	—
18, 17	Walt Tkaczuk (C)	1967-68—1980-81	945	227	451	678	556	93	19	32	51	119
29	Jeff Toms (LW)	2000-01—2001-02	53	8	5	13	10	—	—	—	—	—
	(Claimed off waivers from the New York Islanders on 1/13/01. Claimed off waivers by the Pittsburgh Penguins on 3/16/02.)											
12	Zellio Toppazzini (RW)	1950-51—1951-52	71	15	14	29	31	—	—	—	—	—
14	Wes Trainor (RW)	1948-49	17	1	2	3	6	—	—	—	—	—
42	John Tripp (RW)	2002-03	9	1	2	3	2	—	—	—	—	—
	(Signed as a free agent on 1/7/03. Left via free agency.)											
4	Guy Trotter (RW)	1968-69	2	0	0	0	0	—	—	—	—	—
14	Rene Trudell (RW)	1945-46—1947-48	129	24	28	52	72	5	0	0	0	2
8	Darren Turcotte (C)	1988-89—1993-94	325	122	133	255	183	25	6	8	14	10
	(Selected in the 6th round, 114th overall, in the 1986 Entry Draft. Traded to Hartford on 11/2/93 with James Patrick for Steve Larmer, Nick Kyproes, Barry Richter and their 1994 6th round choice (Yuri Litvinov).)											
6	Dean Turner (D)	1978-79	1	0	0	0	0	—	—	—	—	—
17	Norm Tustin (LW)	1941-42	18	2	4	6	0	—	—	—	—	—
37	Tony Tuzzolino (RW)	2000-01	6	0	0	0	5	—	—	—	—	—
	(Signed as a free agent on 2/10/01. Left via free agency.)											
51	Fedor Tyutin (D)	2003-04—2007-08	250	15	51	66	159	24	0	9	9	12
	(Selected in the 2nd round, 40th overall, in the 2001 Entry Draft.											

ALL-TIME PLAYER REGISTER

NO.	NAME & POSITION	YEARS PLAYED	REGULAR SEASON					PLAYOFFS				
			GP	G	A	PTS	PIM	GP	G	A	PTS	PIM
14, 36	<b>Gord Walker (LW)</b>	1986-87–1987-88	19	2	4	6	19	—	—	—	—	—
25	<b>Peter Wallin (RW)</b>	1980-81–1981-82	52	3	14	17	14	14	2	6	8	6
4	<b>Aaron Ward (D)</b>	2006-07	60	3	10	13	57	—	—	—	—	—
(Signed as a free agent on 7/3/06. Traded to Boston on 2/27/07 for Paul Mara.)												
12	<b>Dixon Ward (RW)</b>	2002-03	8	0	0	0	2	—	—	—	—	—
(Signed as a free agent on 10/1/03. Left via free agency.)												
14	<b>Jason Ward (RW)</b>	2005-06–2006-07	127	14	24	38	70	1	0	0	0	2
(Signed as a free agent on 8/4/05. Traded to Los Angeles on 2/5/07 with Jan Marek and Marc Andre Cliche for Sean Avery and John Seymour.)												
19	<b>Eddie Wares (RW)</b>	1936-37	2	2	0	2	0	—	—	—	—	—
14	<b>Billy Warwick (LW)</b>	1942-43–1943-44	14	3	3	6	16	—	—	—	—	—
8	<b>Grant Warwick (RW)</b>	1941-42–1947-48	293	117	116	233	177	6	0	1	1	2
7, 15	<b>Phil Watson (RW)</b>	1935-36–1942-43; 1944-45–1947-48	547	128	233	361	491	36	7	20	27	51
21	<b>John Webster (LW)</b>	1949-50	14	0	0	0	4	—	—	—	—	—
39	<b>Doug Weight (C)</b>	1991-92–1992-93	118	23	47	70	78	7	2	2	4	0
(Selected in the 2nd round, 34th overall, in the 1990 Entry Draft. Traded to Edmonton on 3/17/93 for Esa Tikkanen.)												
32	<b>Dale Weise (RW)</b>	2010-11	10	0	0	0	19	—	—	—	—	—
(Selected in the 4th round, 111th overall, in the 2008 NHL Entry Draft.)												
24	<b>Jay Wells (D)</b>	1991-92–1994-95	186	5	23	28	277	43	0	2	2	38
(Acquired from Buffalo on 3/9/92 for Randy Moller. Traded to St. Louis on 7/28/95 for Doug Lidster.)												
12	<b>Len Wharton (D)</b>	1944-45	1	0	0	0	0	—	—	—	—	—
41	<b>Simon Wheeldon (C)</b>	1987-88–1988-89	11	0	2	2	6	—	—	—	—	—
17, 39	<b>Rob Whistle (D)</b>	1985-86	32	4	2	6	10	3	0	0	0	2
19	<b>Sherman White (C)</b>	1946-47; 1949-50	4	0	2	2	0	—	—	—	—	—
12	<b>Todd White (C)</b>	2010-11	18	1	1	2	2	—	—	—	—	—
(Acquired from Atlanta on 8/2/10 for Donald Brashear and Patrick Rissmiller. Left via free agency.)												
39	<b>Trent Whitfield (C)</b>	2001-02	1	0	0	0	0	—	—	—	—	—
(Claimed off waivers from Washington on 1/16/02. Claimed off waivers by Washington on 2/1/02.)												
14	<b>Doug Wickenheiser (C)</b>	1988-89	1	1	0	1	0	—	—	—	—	—
20	<b>Juha Widing (C)</b>	1969-70	44	7	7	14	10	—	—	—	—	—
6, 24	<b>Jim Wiemer (D)</b>	1984-85–1985-86	29	7	3	10	32	9	1	0	1	6
36	<b>David Wilkie (D)</b>	2000-01	1	0	0	0	2	—	—	—	—	—
(Signed as a free agent on 9/29/99. Left via free agency.)												
86	<b>Jeremy Williams (RW)</b>	2010-11	1	0	0	0	0	—	—	—	—	—
(Signed as a free agent on 7/12/10. Left via free agency.)												
17	<b>Tom Williams (LW)</b>	1971-72–1973-74	25	1	3	4	6	—	—	—	—	—
14	<b>Bert Wilson (LW)</b>	1973-74–1974-75	66	6	2	8	68	—	—	—	—	—
17	<b>Carey Wilson (C)</b>	1988-89–1989-90	82	30	51	81	102	—	—	—	—	—
(Acquired from Hartford on 12/26/88 with their 1990 5th round choice (Lubos Rob) for Don Maloney, Brian Lawton and Norm Maciver. Traded to Hartford on 7/9/90 for Jody Hull.)												
22	<b>Mike Wilson (D)</b>	2002-03	1	0	0	0	0	—	—	—	—	—
(Acquired from Pittsburgh on 2/10/03 with Alex Kovalev, Dan LaCouture and Janne Laukkanen for Joel Bouchard, Richard Lintner, Mikael Samuelsson and Rico Fata.)												
16	<b>Johnny Wilson (LW)</b>	1960-61–1961-62	96	25	15	40	38	6	2	2	4	4
15, 21	<b>Chad Wiseman (LW)</b>	2003-04–2005-06	5	1	0	2	4	1	0	0	0	2
(Acquired from San Jose on 8/12/03 for Nils Ekman. Left via free agency.)												
14, 29	<b>Johan Wirehall (RW)</b>	1998-99–2000-01	28	1	4	5	10	—	—	—	—	—
(Selected in the 8th round, 207th overall, in the 1998 Entry Draft. Claimed off waivers by Montreal on 1/12/01.)												
86	<b>Wojtek Wolski (LW)</b>	2010-11–2011-12	46	6	16	22	10	5	1	2	3	0
(Acquired from Phoenix on 1/10/11 for Michal Rozsival. Traded to Florida on 2/25/12 for Mike Vernace and 2013 3rd round pick.)												
4	<b>Robert Wood (D)</b>	1950-51	1	0	0	0	0	—	—	—	—	—
6	<b>Jeff Woywitka (D)</b>	2011-12	27	1	5	6	8	—	—	—	—	—
(Claimed off waivers from Montreal on 10/6/11. Left via free agency.)												
14	<b>Bill Wylie (C)</b>	1950-51	1	0	0	0	0	—	—	—	—	—
93	<b>Keith Yandle (D)</b>	2014-15–2015-16	103	7	51	58	48	24	3	9	12	12
(Acquired from Arizona on 3/1/15 with Chris Summers and a 4th round pick in the 2016 Entry Draft (Tarmo Reunanen) for John Moore, Anthony Duclair, a 2nd round pick in the 2015 Entry Draft (later traded), and a 1st round pick in the 2016 Entry Draft (later traded). Traded to Florida on 6/20/16 for 2016 6th round pick and 4th round pick.)												
32	<b>Harry York (C)</b>	1997-98–1998-99	7	0	0	0	4	—	—	—	—	—
(Acquired from St. Louis on 3/24/98 for Mike Eastwood. Traded to Pittsburgh on 11/25/98 with Alex Kovalev for Petr Nedved, Chris Tamer and Sean Pronger.)												
18, 16	<b>Mike York (C)</b>	1999-00–2001-02	230	58	80	138	54	—	—	—	—	—
(Selected in the 6th round, 136th overall, in the 1997 Entry Draft. Traded to Edmonton on 3/19/02 with a 2002 4th round draft choice (Ivan Koltsov) for Tom Poti and Rem Murray.)												
19, 39	<b>Tom Youngmans (RW)</b>	1981-82	47	3	5	8	17	2	0	0	0	0
31	<b>Rob Zanuner (C)</b>	1991-92	9	1	2	3	2	—	—	—	—	—
(Selected in the 3rd round, 45th overall, in the 1990 Entry Draft. Signed by Tampa Bay on 7/13/92 as a free agent.)												
24	<b>Joe Zanussi (D)</b>	1974-75	8	0	2	2	4	—	—	—	—	—
13	<b>Nikolai Zherdev (RW)</b>	2008-09	82	23	35	58	39	7	0	0	0	0
(Acquired from Columbus on 7/2/08 with Dan Fritsche, in exchange for Fedor Tyutin and Christian Backman. Left via free agency.)												
*93	<b>Mika Zibanejad (C)</b>	2016-17	56	14	23	37	16	12	2	7	9	0
(Acquired from Ottawa on 7/18/16 with a 2018 2nd round draft choice (later traded) for Derick Brassard and a 2018 7th round draft choice.)												
21	<b>Sergei Zubov (D)</b>	1992-93–1994-95	165	30	126	156	51	32	8	22	30	2
(Selected in the 6th round, 85th overall, in the 1990 Entry Draft. Traded to Pittsburgh on 8/3/95 with Petr Nedved for Ulf Samuelsson and Luc Robitaille.)												
*36	<b>Mats Zuccarello (RW)</b>	2010-11 – 2011-12; 2012-13 – 2016-17	383	86	176	262	155	60	11	20	31	46
(Signed as a free agent on 5/26/10. Left via free agency. Signed as a free agent on 3/28/13.)												

# ALL-TIME GOALTENDING REGISTER

NO.	NAME	YEARS PLAYED	REGULAR SEASON							PLAYOFFS						
			W-L-T/OT	GP	MINS	GA	GAA	SO	W-L-T	GP	MINS	GA	GAA	SO		
1	Andy Aitkenhead	1932-33 - 1934-35	47-43-16	106	6570	257	2.35	11	6-2-2	10	608	15	1.48	3		
1	Lorne Anderson	1951-52	1-2-0	3	180	18	6.00	0	—	—	—	—	—	—		
31	Hardy Astrom	1977-78	2-2-0	4	240	14	3.50	0	—	—	—	—	—	—		
31	Alex Auld	2009-10	0-1-0	3	119	5	2.52	0	—	—	—	—	—	—		
(Claimed off waivers from Dallas on 2/27/10. Left via free agency.)																
35	Steve Baker	1979-80—1982-83	20-20-11	57	3081	190	3.70	3	7-7	14	826	55	4.00	0		
1	Gordie Bell	1955-56	—	—	—	—	—	—	1-1	2	120	9	4.50	0		
1	Bill Beveridge	1942-43	4-10-3	17	1020	89	5.24	1	—	—	—	—	—	—		
43	Martin Biron	2010-11 - 2013-14	22-15-3	46	2555	105	2.47	2	—	—	—	—	—	—		
(Signed as a free agent on 7/1/10. Retired on 10/20/13.)																
31	Dan Blackburn	2001-02—2002-03	20-32-4	63	3500	188	3.22	1	—	—	—	—	—	—		
(Selected in the 1st round, 10th overall, in the 2001 Entry Draft. Retired on 9/25/05 due to injury.)																
1	Lionel Bouvette	1942-43	0-1-0	1	60	6	6.00	0	—	—	—	—	—	—		
1	Johnny Bower	1953-54—1954-55;	31-35-11	77	4620	197	2.62	5	—	—	—	—	—	—		
	Steve Buzinski	1956-57														
1	Lorne Chabot	1926-27—1927-28	41-25-14	81	5037	138	1.61	21	2-3-2	8	441	11	1.50	2		
34, 39	Dan Cloutier	1997-98—1998-99	10-13-4	34	1648	72	2.62	0	—	—	—	—	—	—		
(Selected in the 1st round, 26th overall, in the 1994 Entry Draft. Traded to Tampa Bay on 6/26/99 with Niklas Sundstrom and 2000 1st (Nikita Alexeev) and 3rd (Igor Radulov) round draft choices for a 1999 1st round draft choice (Pavel Brendl.)																
30, 00	John Davidson															
35		1975-76—1982-83	93-90-25	222	12449	742	3.58	7	16-13	30	1802	73	2.43	1		
1	Bob Decourcy	1947-48	0-1-0	1	29	6	12.29	0	—	—	—	—	—	—		
30	Mike Dunham	2002-03—2003-04	35-47-11	100	5615	253	2.70	7	—	—	—	—	—	—		
(Acquired from Nashville for Rem Murray, Tomas Kloucek and Marek Zidlicky on 12/12/02.) Left via free agency.																
1	Dave Dryden	1961-62	0-1-0	1	40	3	4.50	0	—	—	—	—	—	—		
1, 16	Emile Francis	1948-49—1951-52	7-10-4	22	1280	67	3.19	0	—	—	—	—	—	—		
1	Jimmy Franks	1942-43	5-14-4	23	1380	103	4.48	0	—	—	—	—	—	—		
33	Bob Froese	1986-87—1989-90	36-43-8	98	5350	324	3.63	1	1-3	6	237	18	4.56	0		
(Acquired from Philadelphia on 12/18/86 for Kjell Samuelsson and a 1989 2nd round draft choice (Patrick Juulin.) Retired following the 1989-90 season.)																
1	Bruce Gamble	1958-59	0-3-0	3	180	11	3.67	0	—	—	—	—	—	—		
1	Bert Gardiner	1935-36; 1938-39	1-0-0	1	60	1	1.00	0	3-3	6	433	12	2.00	0		
1, 30	Ed Giacomin	1965-66—1975-76	267-172-89	539	31645	1442	2.73	49	29-35	65	3834	180	2.82	5		
33	Gilles Gratton	1976-77	11-18-7	41	2034	143	4.22	0	—	—	—	—	—	—		
1	Glen Hanlon	1982-83—1985-86	56-56-13	138	7690	473	3.69	1	2-7	12	611	33	3.24	1		
30	Glenn Healy	1993-94—1996-97	40-44-18	113	6177	287	2.79	5	2-1	7	298	14	2.82	0		
(Acquired from Tampa Bay for the return of Tampa Bay's 1993 3rd round draft choice (Allan Egeland), acquired in a previous trade. Left via free agency.)																
31	Guy Hebert	2000-01	5-7-1	13	735	42	3.43	0	—	—	—	—	—	—		
(Claimed off waivers from Anaheim on 3/7/01. Left via free agency.)																
45	Magnus Helberg	2015-16 - 2016-17	1-0-0	3	99	4	2.44	0	—	—	—	—	—	—		
(Acquired from Nashville for a 6th round pick in the 2017 Entry Draft on 7/1/15. Left via free agency.)																
1, 20	Jim Henry	1941-42—1945-46;	47-44-17	108	6583	342	3.15	4	2-4	6	360	13	2.17	1		
	Corey Hirsch	1947-48														
31		1992-93	1-2-1	4	224	14	3.75	0	—	—	—	—	—	—		
(Selected in the 8th round, 169th overall, in the 1991 Entry Draft. Traded to Vancouver on 4/7/95 for Nathan Lafayette.)																
33	Milan Hnilicka	1999-00	0-1-0	2	86	5	3.49	0	—	—	—	—	—	—		
(Signed as a free agent on 7/15/99. Left via free agency.)																
32, 40	Johan Holmqvist	2000-01—2002-03	0-3-0	4	167	12	4.31	0	—	—	—	—	—	—		
(Selected in the 7th round, 175th overall, in the 1997 Entry Draft. Traded to Minnesota on 3/11/03 for Lawrence Nycholat.)																
40	Chris Holt	2005-06	0-0-0	1	10	0	0	0	—	—	—	—	—	—		
(Selected in the 6th round, 180th overall, in the 2003 Entry Draft)																
1	Percy Jackson	1934-35	0-1-0	1	60	8	8.00	0	—	—	—	—	—	—		
29	Chad Johnson	2009-10-2010-11	1-2-1	6	301	13	2.59	0	—	—	—	—	—	—		
(Acquired from Pittsburgh on 6/27/09 for a 5th round draft choice in the 2009 Entry Draft.)																
1	Dave Kerr	1934-35—1940-41	157-110-57	324	20230	697	2.07	40	17-13-3	32	2136	56	1.57	7		
44	Terry Kleisinger	1985-86	0-2-0	4	191	14	4.40	0	—	—	—	—	—	—		
1	Julian Klymkiw	1958-59	0-0-0	1	19	2	6.32	0	—	—	—	—	—	—		
34	Jason LaBarbera	2000-01; 2003-04	1-2-0	5	208	16	4.61	0	—	—	—	—	—	—		
(Selected in the 3rd round, 66th overall, in the 1998 Entry Draft. Left via free agency.)																
31	J.F. Labbe	1999-00	0-1-0	1	60	3	3.00	0	—	—	—	—	—	—		
(Signed as a free agent 7/16/98. Traded to Columbus on 11/9/00 for Bert Robertsson.)																
1	Harry Lumley	1943-44	0-0-0	1	20	0	0.00	0	—	—	—	—	—	—		
*30	Henrik Lundqvist	2005-06 - 2016-17	405-249-76	742	43628	1685	2.32	61	61-65	128	7816	297	2.28	10		
(Selected in the 7th round, 205th overall, in the 2000 Entry Draft.)																
30	Cesare Maniago	1965-66—1966-67	9-15-5	34	1832	108	3.54	2	—	—	—	—	—	—		
40	Jussi Markkanen	2003-04	8-12-1	26	1244	53	2.56	2	—	—	—	—	—	—		
(Acquired from Edmonton with a 2004 4th round draft choice for the rights to Brian Leetch on 6/30/03. Traded to Edmonton with Petr Nedved on 3/3/04 for Dwight Hedman, Steve Valiquette and a 2004 2nd round draft choice (Dane Byers).)																
1	Ken McAuley	1943-44—1944-45	16-64-15	96	5740	537	5.61	1	—	—	—	—	—	—		
1	Jack McCartan	1959-60—1960-61	2-7-3	12	680	43	3.71	1	—	—	—	—	—	—		
31	Peter McDuffe	1972-73—1973-74	4-2-1	7	400	19	2.85	0	—	—	—	—	—	—		
30	Kirk McLean	1999-00—2000-01	15-18-5	45	2425	129	3.19	0	—	—	—	—	—	—		
(Signed as a free agent on 7/13/99. Left via free agency.)																
33	Jamie McLennan	2003-04	1-3-0	4	244	12	2.95	0	—	—	—	—	—	—		
(Acquired from Calgary with Blair Betts and Greg Moore for Chris Simon and a 2004 7th round draft choice on 3/6/04. Left via free agency.)																
1	Joe Miller	1927-28	—	—	—	—	—	—	2-1	3	180	3	1.00	1		
41	Ed Mio	1981-82—1982-83	29-24-11	66	3865	225	3.49	2	9-6	16	923	60	3.90	0		
31	Jason Muzzatti	1997-98	0-3-2	6	313	17	3.26	0	—	—	—	—	—	—		
(Acquired from Carolina on 9/8/97 for a 1998 4th round draft choice (Tommy Westlund.) Traded to San Jose on 3/24/98 for Rich Brennan.)																

# ALL-TIME GOALTENDING REGISTER






NO.	NAME	YEARS PLAYED	REGULAR SEASON						PLAYOFFS					
			W-L-T/OT	GP	MIN	GA	GAA	SO	W-L-T	GP	MIN	GA	GAA	SO
1	Dan Olesovich	1961-62	0-0-1	1	29	2	4.14	0	—	—	—	—	—	—
23, 1	Marcel Paille	1957-58—1962-63; 1964-65	32-52-22	107	6342	362	3.42	2	—	—	—	—	—	—
16	Lester Patrick	1927-28	—	—	—	—	—	—	1-0	1	46	1	1.30	0
1	Marcel Pelletier	1962-63	0-1-0	2	40	3	4.62	0	—	—	—	—	—	—
1	Jacques Plante	1963-64—1964-65	32-53-12	98	5838	329	3.38	5	—	—	—	—	—	—
32	Antri Raanta	2015-16 - 2014-17	27-14-4	55	2768	104	2.25	5	0-1	3	94	4	2.56	0
(Acquired from Chicago for Ryan Haggerty on 6/27/15. Traded to Arizona on 6/23/17 with Derek Stepan for Tony DeAngelo and a 1st round pick in the 2017 Entry Draft (Lias Andersson).)														
34	Jamie Ram	1995-96	0-0-0	1	27	0	0.00	0	—	—	—	—	—	—
(Selected in the 10th round, 213th overall, in the 1991 Entry Draft. Left via free agency.)														
1	Chuck Rayner	1945-46—1952-53	123-179-73	377	22488	1118	2.99	24	9-9	18	1135	46	2.43	1
35	Mike Richter	1989-90—2002-03	301-258-73	666	38185	1840	2.89	24	41-33	76	4514	202	2.68	9
(Selected in the 2nd round, 28th overall, in the 1985 Entry Draft. Retired following the 2002-03 season.)														
35	Curt Ridley	1974-75	1-1-0	2	81	7	5.19	0	—	—	—	—	—	—
1	John Ross Roach	1928-29—1931-32	80-63-37	180	11310	407	2.16	30	9-10-2	21	1421	43	1.82	5
1	Al Rollins	1959-60	3-4-3	10	600	31	3.10	0	—	—	—	—	—	—
30	Terry Sawchuk	1969-70	3-1-2	8	412	20	2.91	1	0-1	3	80	6	4.50	0
1	Joe Schaefer	1959-60—1960-61	0-2-0	2	86	8	5.58	0	—	—	—	—	—	—
31, 35	Ron Scott	1983-84—1987-88	3-7-4	16	796	51	3.84	0	—	—	—	—	—	—
30	Don Simmons	1965-66;	—	—	—	—	—	—	—	—	—	—	—	—
70	Mackenzie Skapski	1967-68—1968-69	4-10-4	22	997	61	3.46	0	—	—	—	—	—	—
(Selected in the 6th round, 170th overall, in the 2013 Entry Draft. Left via free agency.)														
1, 31	Doug Soetaert	1975-76—1980-81;	—	—	—	—	—	—	—	—	—	—	—	—
33	1986-87	35-40-15	103	5226	372	4.27	1	—	—	—	—	—	—	—
1	Doug Stevenson	1944-45	1-4-0	5	240	20	5.00	0	—	—	—	—	—	—
33	Cam Talbot	2013-14—2014-15	33-15-5	57	3306	110	2.00	8	0-1	2	46	2	2.61	0
(Signed as a free agent on 3/30/10. Traded to Edmonton on 6/27/15 with a 7th round pick in the 2015 Entry Draft (Ziyat Paigin) for a 2nd round pick in the 2015 Entry Draft (later traded), a 3rd round pick in the 2015 Entry Draft (Sergey Zborovskiy) and a 7th round pick in the 2015 Entry Draft (Adam Huska).)														
25	Dave Tataryn	1976-77	1-1-0	2	80	10	7.50	0	—	—	—	—	—	—
1	Wayne Thomas	1977-78—1980-81	34-43-11	94	5288	320	3.63	5	0-1	1	60	4	4.00	0
34	John Vanbiesbrouck	1981-82; 1983-84—1992-93	200-177-47	449	25380	1457	3.45	16	13-20	38	1940	105	3.25	2
(Selected in the 5th round, 72nd overall, in the 1981 Entry Draft. Traded to Vancouver for future considerations (Doug Lidster) on 6/25/93.)														
45, 40	Steve Valiquette	2003-04; 2006-07—2009-10	17-13-8	39	2042	95	2.79	4	—	—	—	—	—	—
(Acquired from Edmonton with Dwight Helminen and a 2004 2nd round draft choice for Petr Nedved and Jussi Markkanen on 3/3/04. Left via free agency. Signed as a free agent on 7/1/06. Left via free agency.)														
30, 1	Gilles Villemure	1963-64; 1967-68 —1968-69; 1970-71—1974-75	98-53-23	184	10472	457	2.82	13	5-5	14	655	32	2.93	0
80	Kevin Weekes	2005-06—2006-07	18-20-5	46	2611	134	3.08	0	0-1	1	59	4	4	0
(Signed as a free agent on 8/26/04. Left via free agency.)														
31	Steve Weeks	1980-81—1983-84	42-33-14	94	5313	339	3.83	1	1-2	5	141	10	4.26	0
1, 31	Dunc Wilson	1974-75—1975-76	6-11-3	23	1260	89	4.24	0	—	—	—	—	—	—
1	Hal Winkler	1926-27	3-4-1	8	514	13	1.65	2	—	—	—	—	—	—
1	Lorne Worsley	1952-53—1962-63	204-270-101	581	34675	1753	3.05	24	5-15	20	1245	87	4.19	0
34	Vitali Yermeyev	2000-01	0-4-0	4	212	16	4.53	0	—	—	—	—	—	—
(Selected in the 9th round, 209th overall, in the 1994 Entry Draft.)														
31	Matt Zaba	2009-10	0-0-0	1	34	2	3.53	0	—	—	—	—	—	—
(Signed as a free agent on 8/20/07. Left via free agency.)														

\* Denotes players currently in Rangers organization

\*\*\* From 1999-00 through 2003-04, goaltenders were charged with a loss if their team lost in overtime, even though the team was not credited with a loss. Beginning in 2005-06, goaltenders were no longer charged with a loss if the team lost in overtime or a shootout, instead receiving a mark in the "OT" column. For career records, this statistic is incorporated in the third column, in addition.

# Faces in the Crowd

MADISON SQUARE GARDEN





# Jean Ratelle

#19 jersey to be retired on February 25, 2018



# MSG TRAINING CENTER

With today's professional athletes having to compete at a higher level than ever before, the New York Rangers, along with the Knicks and Liberty began training year-round in the state-of-the-art Madison Square Garden Training Center in Tarrytown, New York in September of 2002. This facility is another proactive element of the organizations' continuing commitment towards supplying Madison Square Garden sports fans with the most competitive teams in their respective leagues.

The Madison Square Garden Training Center offers the Rangers, Knicks and Liberty the opportunity to utilize the best equipment, the best training regimen, the best environment – to elevate their performances when they open their respective schedules in the NHL, NBA and WNBA. The 105,000 square foot facility, set on 16 acres of private land in Westchester County, is equipped with well-appointed private areas and office space, exercise rooms with dedicated equipment for each team, the latest technology and first-class amenities.



The facility features two basketball courts and one NHL regulation-sized hockey rink. Each team's area within the Madison Square Garden Training Center includes:

- 1,800 square foot complete cardiovascular and weight room
- Steam rooms, whirlpool and cold plunge
- Gated parking lots located adjacent to a private entrance into the players' lounge
- Tiered classrooms with high-back theater style seating
- State of the art video editing rooms
- Coach's lounge/offices


The training center also features amenities to be shared by all teams, including a Hydro Worx 1000 aquatic therapy pool, a dining room with seating for 40 people and auxiliary locker rooms which can be utilized for visiting teams in need of additional practice time during their stay in New York.

Media accommodations include dedicated media rooms and workstations, pre-wired for phone and Internet access, an interview room for one-on-one or small group interviews, as well as cabled locations for remote broadcast. The basketball courts and hockey rink are all equipped with dedicated seating for attending media.



***How to Get There: 711 Old Saw Mill River Road,  
Tarrytown, NY 10591***

***Northbound (from Manhattan West Side):*** Henry Hudson Parkway to Saw Mill River Parkway North. Take Exit 23 marked “Saw Mill River Road – Eastview” off the Saw Mill River Parkway North. Turn right onto Old Saw Mill River Road. The Madison Square Garden Training Center is located approximately 1/4 mile on the right.



***Northbound (from Manhattan East Side):*** FDR Drive North over Willis Avenue Bridge to Major Deegan North to Saw Mill River Parkway North. Take Exit 23 marked “Saw Mill River Road – Eastview” off the Saw Mill River Parkway North. Turn right onto Old Saw Mill River Road. The Madison Square Garden Training Center is located approximately 1/4 mile on the right.

***Southbound:*** I-684 or Taconic State Parkway South to Saw Mill River Parkway South. Take Exit 23 marked “Saw Mill River Road – Eastview” off the Saw Mill River Parkway South. Turn left onto Old Saw Mill River Road. The Madison Square Garden Training Center is located approximately 1/4 mile on the right.

***Eastbound:*** New York State Thruway across Tappan Zee Bridge to I-287 East. Take Exit 1 marked “Saw Mill River Parkway North.” Stay on Saw Mill River Parkway North approximately two miles. Take Exit 23 marked “Saw Mill River Road – Eastview” off the Saw Mill River Parkway North. Turn right onto Old Saw Mill River Road. The Madison Square Garden Training Center is located approximately 1/4 mile on the right.

***Westbound:*** From Route 287 West, take Exit 3 onto Sprain Brook Parkway North. Take Exit marked “100C-100 Eastview.” Go left on Route 100C for approximately one mile. Bear right on Old Saw Mill River Road and the Madison Square Garden Training Center is located approximately 1/2 mile on the left

## MEDIA INFORMATION

John Rosasco (Senior Vice President, Public Relations) . . . (212) 465-6486	Ryan Watson (VP, Comm., MSG Sports) . . . . . (212) 465-5945
Ryan Nissan (Director, Public Relations) . . . . . (212) 465-5965	Rangers PR office . . . . . (212) 465-6486
Lindsay Hayes (Manager, Public Relations) . . . . . (212) 465-6487	John Condon Press Room . . . . . (212) 465-6065
Michael Rappaport (Coordinator, Public Relations) . . . . . (212) 465-6472	

**Credentials:** Two media credentials are honored for admission to Madison Square Garden: 1) Rangers 2017-18 season working media passes; 2) Rangers single game passes (good for that specific game only.) **NO OTHER CREDENTIALS WILL BE HONORED.**

Application for season or game credentials must be made by emailing the Rangers PR department at [NYRcredentials@msg.com](mailto:NYRcredentials@msg.com). Requests for single game credentials must be made by e-mail to the Rangers' office a minimum of one day prior to game time. Radio stations, magazines and weekly newspapers will be accommodated on a game-by-game, space-available basis. When applying for the first time, requests from magazines and weekly newspapers, radio and TV stations must be made on company letterhead and must include copies of the publication (if applicable.) Applying for credentials does not guarantee confirmation. When in The Garden, media members must wear their credentials in clear sight at all times. All credentials are non-transferable.

**Parking:** There is no media parking area at Madison Square Garden. However, there are numerous pay indoor and outdoor parking areas in the immediate vicinity.

**Taxi:** Taxi service is readily available virtually 24 hours a day at various points around The Garden, especially at the main entrance to Penn Station (7th Avenue between 31st and 33rd Streets) and immediately outside the 8 Penn Plaza press entrance (southeast corner of 33rd Street and 8th Avenue, across from the Post Office.)

**Press Entrance:** Madison Square Garden's press entrance (8 Penn Plaza) is located on the southeast corner of 33rd Street and 8th Avenue. Day-of-game credentials may be picked up there starting three hours prior to game time.

Use the press elevator to enter The Garden arena. The locker rooms and ice surface are located on Level 5.

**Press Room:** Named in memory of the legendary public address voice of The Garden, the John F.X. Condon Press Room is located on the sixth floor of The Garden near Tower C. From the press entrance, take the elevator directly to Level 6 and turn right. The media dining area and interview room are located on the fifth floor directly below the main work room, with a staircase connecting the two rooms.

The dining area (hot and cold buffet) opens 90 minutes prior to game time. **With work stations for print, photo and broadcast media, the press workroom is for the exclusive use of working media filing on deadline. Please confine all social gatherings, arguments, debates and other such conversations to the dining area on the fifth floor, so that a professional atmosphere can be maintained in the workroom. If you are not a working media member filing on deadline, please show a sense of professionalism and leave the work area for those who are.**

Your \$8 contribution to the press room will benefit "Garden of Dreams," the 501c3 non-profit charity that works closely with all areas of Madison Square Garden, including the New York Knicks, Rangers, Liberty, MSG Media and MSG Entertainment "to make dreams come true for kids facing obstacles". Thank you for your support.

**Seating:** Press seating for Rangers beat writers, traveling writers, and a limited number of additional media is located on the South Chase Bridge in sections 324, 325, 326, and 327, and can be reached using the Tower B elevator. Those holding Rangers season credentials must contact the Rangers PR office to reserve seating. Broadcast locations for the 2017-18 season are also on the South Chase Bridge.

**Locker Rooms:** Both the Rangers and visitors' locker rooms are located on the fifth floor directly behind the player benches. As per NHL media policy, the locker room will open five minutes after the conclusion of the game. During post-game media sessions all interviews should be limited to game comments. **Please act in a professional working manner at all times while in the locker room. Any media members using their credentials for the purpose of obtaining autographs or taking photographs for personal use will have their credentials immediately revoked.**

**Coaches Post-Game:** The postgame availability for Rangers Head Coach Alain Vigneault will be conducted in the lower level of the Press Room (fifth floor.) A mult box/amplification system will be set up. During post-game coaches media sessions, priority will be given to those media on deadline (print and live broadcast), and interviews should be limited to game comments during the deadline crunch.

**Notes:** Game notes will be available in the press room beginning two hours prior to game time. Post-game quotes, notes, and stat sheets of from the Rangers' game that day will be available in the press room as soon as possible after the game. In addition, post-game materials will be sent out electronically.

**Fax:** Visiting media needing a final boxscore faxed back to their offices should inform any member of the Rangers game-night staff during the game.

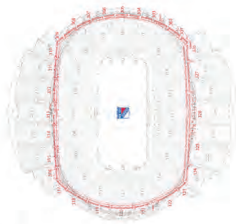
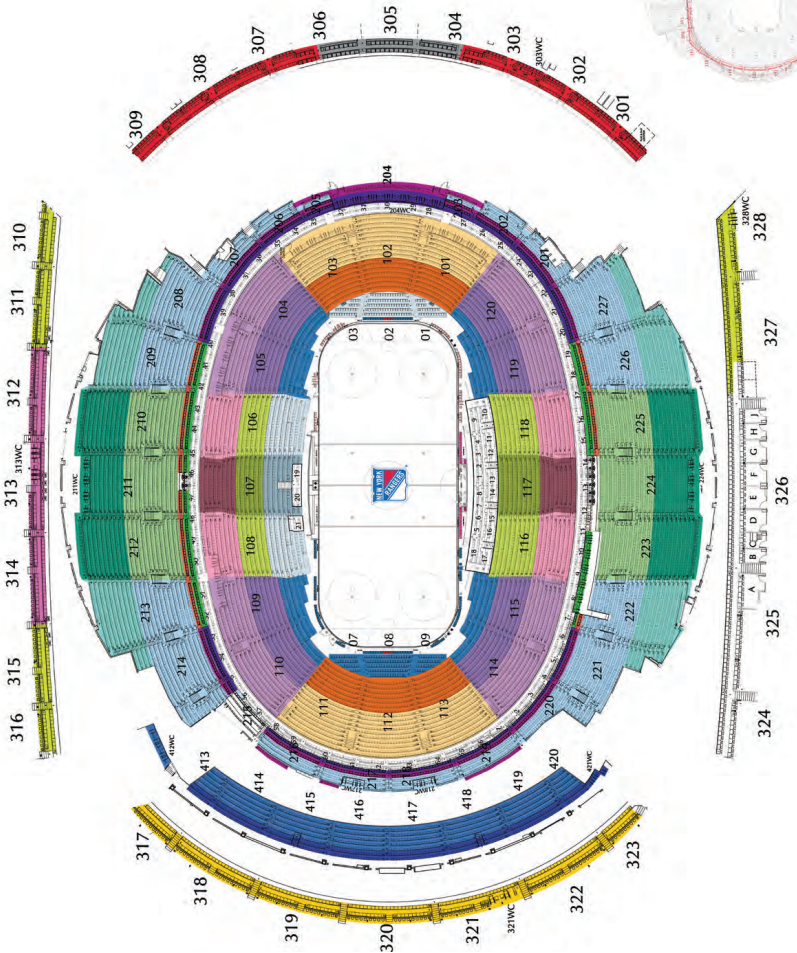
**Phones:** Media wishing to order a phone line for their exclusive use should call Garden Telecommunications at (212) 465-6009, and must also inform Rangers PR so that a specific location can be assigned.

**Practices:** Rangers practice sessions are held at **Madison Square Garden Training Center in Tarrytown, NY**, located in Westchester County approximately 25 miles north of New York City. Rangers morning skates will be held at Madison Square Garden. Players will be made available in the locker room five minutes after the conclusion of practice, followed by a media availability with Coach Vigneault.

**Rangers practices are always subject to last-minute change and/or cancellation**



# 2017-18 SEATING CHART







NEWYORKRANGERS.COM