



**2020-2021**

# **MEDIA**

**GUIDE**



# SNIDERHOCKEY



Snider Hockey – a registered 501(c)3 nonprofit organization – is a cutting edge program that uses the sport of hockey coupled with a rigorous off-ice life skills curriculum and supplemental educational services to build character and academic skills for high-risk inner-city boys and girls from Philadelphia and Camden, NJ. The foundation provides full equipment, ice time and experienced coaching to more than 3,000 children, at no charge to them or their families.

Our participants put these lessons to work in school, at home and in our communities.

For more information on how you can assist, please call 215-952-4125.

**Together, we can build a better future!**



***Snider Hockey***

*Building Lives and Uniting Communities*

Be sure to visit our website, [sniderhockey.org](http://sniderhockey.org), and be sure to check us out on Facebook, Twitter and Instagram.



# COMCAST SPECTACOR



# SPORTS & ENTERTAINMENT

## WELLS FARGO CENTER | PHILADELPHIA FLYERS PHILADELPHIA WINGS | MAINE MARINERS

**Wells Fargo Center**, one of the most active sports and entertainment venues in the world, plays host to the Philadelphia Flyers, Philadelphia 76ers, Philadelphia Wings, Villanova Men's Basketball, and hundreds of concerts, family shows and exhibitions each year. Wells Fargo Center first opened its doors in 1996 and quickly ascended to its position as one of the most active entertainment venues in the world, hosting over 250 events and millions of fans each year. The Wells Fargo Center is no stranger to the national spotlight, hosting a number of prestigious events.

**The Philadelphia Flyers** are an iconic National Hockey League franchise, with a legacy of commitment to victories, fans and the community. The "Orange and Black" are led by captain Claude Giroux and feature a promising group of young players and a steady development plan, ensuring that the Flyers are poised to remain in the upper echelon of the NHL for years.

**The Philadelphia Wings** served Philadelphia's passionate fan base for decades and became one of the top franchises in indoor lacrosse. The Wings were re-established in September 2017 and enter their third season in 2020-2021 with an eye on returning to the upper echelon of the National Lacrosse League.

**The Maine Mariners** are an ECHL franchise based in Portland, Maine. The Flyers and Comcast Spectacor are part of the rich history of professional hockey in Maine's most populous city, and are proud to be part of continuing that tradition.

---

## GAMING

Our rapidly growing gaming division engages gamers and esports enthusiasts across the globe. We are building teams and facilities to make Philadelphia the esports hub of the East Coast. Comcast Spectacor entered the esports space in 2018 with the launch of the Philadelphia Fusion, which competed in the inaugural season of the Overwatch League. The Philadelphia Fusion are the city's first professional esports franchise and has achieved early success, reaching the Grand Finals in 2018 and the championship weekend in 2020.

---

## PARTNER COMPANIES

Comcast Spectacor's strategic partners are closely-aligned leaders in the out-of-home entertainment space that cultivate new relationships and increased opportunity for long-term growth. Our collection of industry partners are Spectra, T1 Entertainment & Sports, Learfield IMG College, Nerd Street Gamers and XFINITY Live! Philadelphia.





**WE'RE CHANGING THE FACE OF ENTERTAINMENT IN PHILADELPHIA!**  
**THE FUTURE IS NOW AND WELLS FARGO CENTER HAS GOTTEN AN UPGRADE. WE'RE CHANGING THE GAME, TAKING YOU TO NEW HEIGHTS AND CLOSER TO THE ACTION. BE READY FOR A WHOLE NEW LEVEL OF ENTERTAINMENT! WELLS FARGO CENTER IS TRANSFORMING FOR YOU.**



Located just steps away from the action, the fully reimaged Center City Club introduces a new level of entertainment to Wells Fargo Center. Combining the city's vibrant culture with just the right amount of luxury, guests can immerse themselves in an unexpected and flawlessly curated modern atmosphere while enjoying an event.

A large show cooking kitchen flanked by two 50-foot bars on either side showcase the latest custom menu creations. Perfect for entertaining clients or gathering with friends to indulge in your favorite food and beverage offerings, the space sets the stage for a memorable and exclusive event experience for guests sitting courtside and in the nearby sections. Direct access to a private lounge, a state-of-the-art high-definition television spanning the length of the bar, and sightlines to the event floor ensures fans don't miss a second of the action taking place on the ice, court, or even out of town.



## NEW CITY TERRACE

AN UNPRECEDENTED MIX OF AMENITIES AND TICKET OPTIONS THAT REDEFINE TRADITIONAL IN-ARENA RITUALS FOR FANS OLD AND NEW.



### ASSEMBLY ROOM

Ticket holders to the Assembly Room have access to a one-of-a-kind environment unlike anything seen before in a pro-sports arena. Inspired by Philadelphia's passion for freedom and innovation, the Assembly Room brings to life a themed environment that couples the Spirit of '76 with modern stylings. The club design evokes a historic sensibility through carefully selected furnishing, architectural features and finishes.

### LIBERTY LOFTS

A reimagined luxury experience, the Liberty Lofts offer you and your friends, family, and colleagues a uniquely social game night and event experience. These semi-private spaces allow guests to indulge in exclusive catering options and a range of high-end amenities as they enjoy some of the best views in the arena from the comfort of loungestyle seating.



### BETRIVERS.COM SPORTS LOUNGE

Located on the New City Terrace, the nearly 6,500-square-foot-lounge offers a fun and open environment that will also feature other spaces for fans to take in the game while betting online through the BetRivers.com Pennsylvania app on their personal mobile devices and enjoying Philly's favorite foods and drinks. Each space features club chairs, bar and table seating, as well as a custom 22-feet long by eight feet tall LED video wall that anchor the viewing area, which has its own dedicated seating space. There are also dozens of live action screens, measuring 86", 65" and 50".



### REVOLUTIONARY ROW

Experience brand new front-line action with a ticket to Revolutionary Row. Fans and guests can enjoy top-shelf amenities inside a completely reimagined space with guaranteed access to all Flyers and 76ers games. With a refreshed, locally-inspired lineup of food and beverage offerings and unique entertainment possibilities, Revolutionary Row is the reimagined affordable experience inside Wells Fargo Center.





# MAIN CONCOURSE



Every fan who enters the arena will experience multiple redesigned spaces throughout the entire Main Concourse level. With the relocation of the new Box Office, an additional 4,000 square feet of open concourse space makes way for an expansive food hall style market for all guests to enjoy a communal dining experience alongside their fellow fans. Bistro meets marketplace in this unique space complete with a "Grab & Go" food and beverage boutique and industrial atmosphere. It's not your traditional food hall, it's better. Adjacent to the food hall in the south end is the brand-new Rivers Casino Philadelphia Sports Lounge, an exciting 5,680 square-foot space. The lounge features 10, 86" screens grouped throughout the seating areas, mixed with odds boards and an additional 16, 65" monitors at the bar. The East Food Hall & Bar in the arena's eastern corridor received a complete makeover and has a completely new look and layout, centered by a full-service bar with modern, industrial finishes. New open concept modern concession stands, in the style of some of Philadelphia's most historic public markets feature extensive menu options to match every taste. Uniquely Philadelphia and on-trend meal offerings can change event to event.



# THE SCOREBOARD



During the summer of 2019, Comcast Spectacor and ANC teamed up to install the most technologically advanced arena scoreboard in the world. The first-ever Kinetic 4K center-hung entertainment system now serves as the centerpiece for sporting events at Wells Fargo Center.

The new Kinetic 4K system features 65% more LED screen real estate than the Wells Fargo Center's previous center-hung model and features an unprecedented ability to transform and be configured in a variety of formats to best highlight the action below.

Complementing the center-hung display are two massive crown trusses designed to create a captivating experience with multi-directional movement. Never before has an arena scoreboard had the ability to extend and compress 4mm LED technology in such an adaptive manner.

When fully expanded, the Kinetic 4K system, combined with the crown trusses, features the most square feet of center-hung 4mm LED video technology in an arena that hosts both NBA and NHL games. While compressed, the configuration embodies a more traditional equilateral display that provides Wells Fargo Center with an ability to tailor-fit its presentation. All together, the Wells Fargo Center's new center-hung system features a grand total of more than 6,600 square feet of 4mm LED video technology.


Comcast Spectacor and ANC worked with leading concert innovators TAIT and Mitsubishi Electric Power Products' Diamond Vision System Division to custom design the game-changing concept that will transform Wells Fargo Center's live event experience.





## DAVID A. SCOTT

CHAIRMAN / CHIEF EXECUTIVE OFFICER OF COMCAST SPECTACOR AND GOVERNOR, PHILADELPHIA FLYERS



Dave Scott is Chairman and Chief Executive Officer of Comcast Spectacor, and serves as Governor of the Philadelphia Flyers for the National Hockey League. As CEO, Scott is responsible for the growth of Comcast Spectacor's core businesses: The Wells Fargo Center arena and complex, as well as a portfolio of professional sports teams that includes the National Hockey League's Philadelphia Flyers, the Overwatch League's Philadelphia Fusion, the National Lacrosse League's Philadelphia Wings and the Maine Mariners of the ECHL.

Scott oversees Comcast Spectacor's investments in partner companies and serves as CEO of Spectra, a hospitality firm specializing in Venue Management, Food Services & Hospitality, and Partnerships. Under Scott's direction, the Wells Fargo Center continues to serve as the company's flagship arena and is consistently ranked a top-five "must play" venue in the United States. The Wells Fargo Center continues to capture the national spotlight by hosting prestigious events such as the 2016 NCAA Men's Basketball East Regional matchups, the 2016 Democratic National Convention as well as the 2019 Overwatch League Grand Finals.

Throughout his tenure, Scott has diversified and expanded Comcast Spectacor's professional sports and esports portfolios. In 2017, the company re-established the Philadelphia Wings of the National Lacrosse League and launched the Philadelphia Fusion, the city's first professional esports franchise who competes in the global Overwatch League. In that same year, Comcast Spectacor proudly brought professional ice hockey back to Portland after it acquired the Maine Mariners of the ECHL.

In 2019, the company expanded its footprint within the esports industry and did so in a global way. Under Scott's leadership, Comcast Spectacor formed an esports joint venture with South Korean wireless telecommunication giant SK Telecom and launched T1 Entertainment and Sports, which includes the ultra-successful T1 League of Legends (LoL) team. The organization also operates teams in competitive gaming segments that include Fortnite, Dota 2, PUBG, Super Smash Bros., Hearthstone and Apex Legends.

Scott joined Comcast Spectacor as President in December 2013 following a 20-year tenure at Comcast Cable. Scott served as Executive Vice President and Chief Financial Officer of Comcast Cable from 2005-2013. Scott joined Comcast in 1993, and was President of Comcast's Central Division from 1996 to 2005.

Scott earned a BBA from Cleveland State University and CPA Certification from the state of Ohio. Scott currently serves on the executive committee and the Board of Directors of the Ed Snider Youth Hockey Foundation. Scott is also a board member of the Comcast Spectacor Foundation.

Scott is married with five children.



## CHUCK FLETCHER

**PRESIDENT OF HOCKEY OPERATIONS & GENERAL MANAGER/ALTERNATE GOVERNOR**



Chuck Fletcher was named the ninth general manager in Flyers history on December 3, 2018, and added the title of President of Hockey Operations on July 11, 2019. Over the course of a 27-year career as an NHL executive, Fletcher has advanced to the Stanley Cup Final four times with three different franchises, and won the Stanley Cup with Pittsburgh in 2009.

Fletcher joined the Flyers after serving as a senior advisor with the New Jersey Devils for the first part of the 2018-19 season. Prior to that appointment, Fletcher was the Executive Vice President & General Manager of the Minnesota Wild for nine seasons (2009-2018), compiling a record of 399-298-89. The Wild made the Stanley Cup Playoffs in each of Fletcher's final six seasons and reached the Second Round in 2014 and 2015. During his tenure in Minnesota, Fletcher added several players that have become leaders in the franchise's history, including Zach Parise, Ryan Suter, Eric Staal, Matt Dumba, Mikael Granlund, Jared Spurgeon, Charlie Coyle, Nino Niederreiter, Jason

Zucker, Jason Pominville, and Devan Dubnyk.

Fletcher's NHL career began in 1993 when he joined the expansion Florida Panthers as an assistant general manager to Bob Clarke, who served as the franchise's first GM. Fletcher assisted in the assembly of the Panthers' first roster and was part of the organization's run to the Stanley Cup Final in just its third season of operation in 1996. He spent nine seasons with the franchise, serving as Interim General Manager in 2001-02.

In 2002, Fletcher joined the Mighty Ducks of Anaheim as Director of Hockey Operations and spent four seasons with the club, later holding the titles of Assistant General Manager, Hockey Operations and Vice President of Amateur Scouting and Player Development. The Ducks made the Stanley Cup Final in the 2002-03 season, losing just two games in the first three rounds before taking New Jersey to a seventh game in the Final. While with Anaheim, Fletcher was involved in drafts that brought Ryan Getzlaf, Corey Perry, Ladislav Smid, Joffrey Lupul and Bobby Ryan to the franchise.

Fletcher moved to the Pittsburgh Penguins in 2006 as an assistant general manager to Ray Shero, where his duties also included overseeing the team's American Hockey League affiliate in Wilkes-Barre/Scranton. In addition to Pittsburgh's 2009 Stanley Cup championship, the Penguins also reached the Stanley Cup Final in 2008. On the AHL side, Wilkes-Barre/Scranton reached the Division Finals in 2006-07 and 2008-09 and the Calder Cup Final in 2007-08. He departed the Penguins for Minnesota following the 2009 championship season.

Fletcher began following the NHL game at a young age alongside his father Cliff Fletcher, a Hockey Hall of Fame inductee who was the general manager of the Atlanta/Calgary Flames from 1972-91 and the Toronto Maple Leafs from 1991-97. While pursuing his degree at Harvard University, Fletcher worked with the Canadian Olympic Team at the 1988 Winter Olympics in Calgary. After graduating from Harvard in 1990, Fletcher spent two years as a player representative for Newport Sports Management before joining Florida.

Fletcher was born on April 29, 1967 in Montreal. He and his wife, Rhonda, have two children, daughter Kaitlin, and son Keith.





# NHL BOARD OF GOVERNORS

## VALERIE CAMILLO

PRESIDENT OF BUSINESS OPERATIONS/ALTERNATE GOVERNOR



Valerie Camillo is President of Business Operations for the Philadelphia Flyers and Wells Fargo Center. In this role, Camillo oversees all business functions for the NHL franchise and one of the country's busiest arenas.

Camillo joined Comcast Spectacor from the Washington Nationals, where she was Chief Revenue and Marketing Officer. Throughout her tenure, she led the development and implementation of the Nationals' strategies to maximize commercial opportunities and drive long-term growth. She was responsible for all revenue generation functions including corporate partnerships, licensing, ticket and suite sales, broadcasting, marketing, brand management, retail, food and beverage, and non-baseball events at Nationals Park.

Prior to joining the Nationals, Camillo was a Senior Vice President in the NBA's Team Marketing and Business Operations (TMBO) group. In this role, she provided strategic advisory services to multiple NBA teams with regards to revenue generation, marketing, analytics, technology and property development.

Before joining the NBA, Camillo worked for 15 years as a consultant at PriceWaterhouseCoopers (PWC) and Booz Allen Hamilton.

Camillo received a B.S. in Commerce from the University of Virginia, and her M.B.A. from the Darden School of Business at the University of Virginia.

She is currently on the Board of Directors for Herschend Family Entertainment, one of the largest privately-held amusement park, event, and attraction companies in the United States. She is also a member of the Young Presidents Organization.

Camillo resides in Philadelphia with her husband, Lawrence.



## PHIL WEINBERG

EXECUTIVE VICE PRESIDENT, ADMINISTRATION AND GENERAL COUNSEL/ALTERNATE GOVERNOR



Phil Weinberg is Executive Vice President and General Counsel for Comcast Spectacor. In this role, Weinberg provides direct oversight of all legal affairs surrounding Comcast Spectacor which includes the Wells Fargo Center arena and complex, as well as a portfolio of professional sports teams that includes the National Hockey League's Philadelphia Flyers, the Overwatch League's Philadelphia Fusion, the National Lacrosse League's Philadelphia Wings and the Maine Mariners of the ECHL. Weinberg's responsibilities cover all aspects of litigation, employment and labor laws, financing, business acquisition and development, as well as player-related matters. In addition, Weinberg oversees Comcast Spectacor's Corporate Communications and Human Resources functions, and serves as a key advisor to Chairman and CEO Dave Scott.

Since becoming EVP/General Counsel in 1996, Weinberg has supported a number of company-defining transactions, such as the construction and permanent financing of the Wells Fargo Center, the merger between Comcast and Spectacor, the acquisitions of Global Spectrum, Ovations Food Services, New Era Tickets and Paciolan, Inc., as well as the sale of the Philadelphia 76ers.

From 2008 through 2012, as Comcast completed its acquisition of NBCUniversal, Weinberg also worked with Comcast's Regional Sports Network group as its Executive Vice President of Legal and Business Affairs. In 2015, Weinberg provided leadership throughout the rebranding of Comcast Spectacor's Venue Management, Food Services, Partnerships and Ticketing business units into one cohesive company: Spectra. Most recently, Weinberg oversaw the sale of Spectra's Ticketing & Fan Engagement division to Learfield in June 2017 and the sale of Spectra to Atairos in April 2018.

Weinberg joined Comcast Spectacor in 1990 following seven years of private practice law with the litigation firm of Sprague and Sprague in Philadelphia. Between 1977 and 1980, Weinberg also served as an assistant to the Commissioner of the New York City Department of Environmental Protection.

Weinberg earned a B.A. in Political Science from Hamilton College in 1977 and his law degree from Boston University in 1983. He currently serves on the Board of Directors of the Ed Snider Youth Hockey Foundation, Flyers Charities, Philadelphia Futures and Big Brothers/Big Sisters of Southeastern Pennsylvania. He also serves as an Alternate Governor of the National Hockey League.

Weinberg resides in Philadelphia and is married with two children.



# PHILADELPHIA FLYERS

## BARRY HANRAHAN

### VICE PRESIDENT & ASSISTANT GENERAL MANAGER



Barry Hanrahan was named Vice President of the Flyers in August of 2018. He was previously named Assistant General Manager in August of 2006. Hanrahan assists President of Hockey Operations and General Manager Chuck Fletcher in the day-to-day operations of the hockey club, including contract re-search and negotiations, roster and salary cap management, and scheduling. Hanrahan also serves as the club's direct liaison between the NHL and the Flyers regarding all aspects of hockey administration and works closely with the Flyers minor league affiliates in Lehigh Valley of the AHL and Reading of the ECHL. He has worked for the club since 1997, first as Director of Team Services and then as Assistant to the General Manager before being promoted to his current role.

Prior to joining the Flyers, Hanrahan spent six years with the Tampa Bay Lightning. He joined the Lightning in January of 1991 and was involved in the start-up of the franchise, working in the public relations and hockey operations departments as the organization prepared for its first NHL season in 1992-93.

Hanrahan earned his bachelor's degree from Florida Southern College, concentrating in Sports Management, before earning his JD degree from Widener University School of Law in Delaware. While attending Florida Southern College, he interned with the Orlando Magic of the NBA during their inaugural season in 1989-90. Hanrahan and his wife, Lisa, reside in South Jersey with their three sons, Jack, Ty and Cam, and their Australian Cockerdog, Doctor.

## BRENT FLAHR

### VICE PRESIDENT & ASSISTANT GENERAL MANAGER



Brent Flahr was named Vice President & Assistant General Manager on December 12, 2018.

Flahr joined the Flyers from the Minnesota Wild, where he was in his 10th season with the club and his second as the Senior Vice President of Hockey Operations, a position to which he was promoted on June 1, 2017. During his time with the Wild, Flahr was responsible for the organization's preparation for and selection of players at the NHL Entry Draft, while also assisting in personnel decisions, contract negotiations and league-related issues. Players selected by the Wild under Flahr's watch include Jason Zucker, Mikael Granlund, Johan Larsson, Jonas Brodin, Matt Dumba, Gustav Olofsson, Alex Tuch, Jordan Greenway, Joel Eriksson Ek and Luke Kunin. From 2015-2018, Flahr also served as the General Manager of the Iowa Wild, Minnesota's primary affiliate in the American Hockey League.

Flahr started his NHL career with the Florida Panthers in 1996 following his graduation from Princeton University. He served in a number of roles for the Panthers over the course of eight seasons, including Assistant to the General Manager and Scouting and Video Coordinator. During the 2002-03 season, Flahr was the Director of Hockey Operations for Florida's American Hockey League affiliate in San Antonio, Texas.

In 2003, Flahr became an amateur scout for the Anaheim Ducks, a position he held through the club's 2007 Stanley Cup run. From there he moved to Ottawa, where he was the Director of Hockey Operations for two seasons before joining the Wild in 2009.





## BOB CLARKE

SENIOR ADVISOR



Bob Clarke enters his 49th season as a member of the Flyers organization. He was named senior vice president on December 4, 2006. Previously, Clarke served as the general manager of the Flyers for just over 18 seasons (1984-1990, 1994-2006). He also carried the title of team president and general manager for nine seasons (1994-95 through 2002-03), and spent the 1992-93 season as a senior vice president.

During Clarke's time at the helm of the Flyers, the team compiled a 714-443-199 record, including 16 playoff appearances, three Eastern Conference Championships, three appearances in the Stanley Cup Final and eight division titles. As a player, Clarke led the Flyers to two Stanley Cup championships (in 1973-74 and 1974-75) and finished his playing career as the Flyers' all-time leading scorer with 1,210 points (358 goals and 852 assists) in 1,144 games over 15 seasons.

Clarke retired as a player following the 1983-84 season to become the fourth general manager in team history, taking over those duties on May 15, 1984. The Flyers went to the Stanley Cup Final twice in the first three years of Clarke's tenure, won three Patrick Division championships, and made the playoffs in each of his first five seasons at the helm of the club. He served in the role until April of 1990.

Clarke then spent two seasons as the vice president and general manager of the Minnesota North Stars, working in that capacity from June 8, 1990 through June 20, 1992. The North Stars made the playoffs in both seasons under Clarke's watch, including a surprising run to the Stanley Cup Final in 1991. After returning to the Flyers as a Senior Vice President in the summer of 1992, Clarke became the first vice president and general manager of the Florida Panthers on March 1, 1993. He was named The Sporting News' Executive of the Year for the 1993-94 season after the Panthers posted 83 points in their inaugural season, which was an NHL record at the time. He was the first to win The Sporting News awards as rookie, player, and executive.

On June 15, 1994, Clarke returned to the Flyers as president and general manager, a dual role he held until giving up the president's duties in 2003. During his second run as general manager, the Flyers won five more division championships and reached the Conference Finals four times, including the 1996-97 club that advanced to the 1997 Stanley Cup Final and became Clarke's fourth team as a GM to reach the Final. He was named as The Sporting News' and The Hockey News' Executive of the Year for the 1994-95 season, becoming the first executive to win The Sporting News award in consecutive years with two different teams. Clarke stepped down as GM on October 22, 2006.

Internationally, Clarke served as general manager of the Canadian Olympic Team for the 1998 Winter Games in Nagano, Japan. He also served as one of four general managers for the victorious 1987 Team Canada squad in the Canada Cup Tournament.

Clarke played an unparalleled 15-year career in Philadelphia. He was drafted by the Flyers in the second round (17th overall) of the 1969 NHL Amateur Draft from Flin Flon of the WCJHL, and went on to become the Flyers' all-time leading scorer with 358 goals and 852 assists for 1,210 points in 1,144 games, averaging over a point per game (1.06) for his entire career. He is 42nd on the NHL's all-time regular season scoring list entering the 2010-11 season. He also recorded 42 goals and 77 assists for 119 points to rank as the Flyers' all-time leading playoff scorer. He was Flyers' captain from 1972-73 through 1978-79 and 1982-83 through 1983-84. During his career, he led the Flyers in scoring eight times, participated in nine NHL All-Star Games, was named to the NHL's First All-Star Team twice (1974-75 and 1975-76), and to the Second Team twice (1972-73 and 1973-74).

Clarke is the most decorated player in Flyers history. He was inducted into the Hockey Hall of Fame on June 15, 1987, and was a charter inductee, along with Bernie Parent, into the Flyers' Hall of Fame in March of 1988. He won the Hart Memorial Trophy as the NHL's Most Valuable Player three times (1972-73, 1974-75, and 1975-76). His other NHL awards include: the Bill Masterton Trophy for perseverance, sportsmanship and dedication to hockey (1971-72); the Lester Patrick Award for outstanding service to hockey in the United States (along with co-recipient Ed Snider, 1979-80); and the Frank J. Selke Trophy as the NHL's top defensive forward (1982-83). He was named Living Legend by the Philadelphia Sports Writers Association at their 2001 Awards Banquet. He also won the Philadelphia Sportswriters "Good Guy" Award in 1982-83, giving him the first clean sweep of PSA honors (Athlete of the Year in 1974 and Most Courageous Athlete in 1980).

Clarke was born on August 13, 1949, in Flin Flon, Manitoba. He and his wife, Sandy, have four children – sons Wade and Luke and daughters Jody and Jakki. They also have eight grandchildren.



## PAUL HOLMGREN

### SENIOR ADVISOR



Paul Holmgren took on the role of Senior Advisor on July 11, 2019. Over the course of 41 years with the Flyers, he is the only individual in the franchise's history to serve the organization as a player (1975-1984), assistant coach (1985-88), head coach (1988-92), general manager (2006-14) and president (2014-19). Holmgren also spent time as the team's director of pro scouting from 1995 to 1999 and assistant general manager from 1999 to 2006.

In addition to his four decades of service to the Flyers, Holmgren has been widely involved with USA Hockey since the 1970s and was the 2014 recipient of the Lester Patrick Trophy for his contributions to hockey in the United States.

Holmgren's journey with the Flyers began when the team drafted him from the University of Minnesota in the sixth round of the 1975 NHL Amateur Draft. He made his NHL debut on March 25, 1975 at the Spectrum vs. the New York Rangers, the first

of 500 games he played for the Flyers through 1984. His Flyers totals include 138 goals and 171 assists for 309 points, as well as 1,600 penalty minutes, which are the second-most in franchise history. He helped the Flyers to the Stanley Cup Final in 1976 and was part of the club's historic 35-game undefeated streak and Stanley Cup Final appearance during the 1979-80 season.

Holmgren was traded to the Minnesota North Stars on February 23, 1984. Following his retirement as a player after the 1984-85 season, Holmgren returned to the Flyers as an assistant coach to Mike Keenan, a role he held for three seasons. He was then named head coach of the Flyers on June 1, 1988, becoming the first former Flyer to be named head coach of the team. Over four seasons as head coach, Holmgren compiled a record of 107-126-31.

Holmgren spent parts of four seasons (1992-93 through 1995-96) with the Hartford Whalers organization. He was named head coach of the Whalers on June 15, 1992 and added the general manager's duties prior to the 1993-94 season. He stepped down as head coach 17 games into the 1993-94 season to concentrate on his GM duties, but was re-appointed to the position on June 28, 1994 when Jim Rutherford was named the club's general manager. He compiled a record of 59-93-14 as Hartford's head coach.

On November 6, 1995, Holmgren re-joined the Flyers as a scout and was named the team's director of pro scouting on December 30, 1995 when Bill Barber became the head coach of the Hershey Bears. Holmgren was named the director of player personnel on August 6, 1997 and was promoted to assistant general manager on June 14, 1999, a position he held for the next seven seasons before becoming the team's interim general manager on October 22, 2006. He was named to the position on a permanent basis on November 11 of that year.

Holmgren led the franchise through a record-setting turnaround following the 2006-07 season and then guided the Flyers through one of the most successful stretches in franchise history, with five consecutive playoff appearances from 2008-12 and seven playoff series wins during that time. The run began with a return to the Eastern Conference Finals in 2008. Then in 2010, after qualifying for the playoffs on the last day of the season, the Flyers went on to dispatch New Jersey (ECQF, 4-1), Boston (ECSF, 4-3), and Montreal (ECF, 4-1) to reach the Final against the Chicago Blackhawks.

The Flyers followed up that Finals run with a 47-win season and a division title in 2010-11, and again posted a 47-win season in 2011-12 after Holmgren dramatically reshaped the team's roster during the offseason. Those two seasons marked the franchise's most wins in a two-season period since 1985-87. The Flyers were the only team in the NHL to reach the second round of the playoffs (or further) in each of the three seasons from 2009-10 to 2011-12.

Over eight seasons as general manager, Holmgren's teams posted an overall record of 307-234-73 (.559) and made six playoff appearances. He was promoted to team president on May 7, 2014 and served five seasons in the role, overseeing both the business and hockey operations of the franchise.

Internationally, Holmgren has represented the United States as a player, coach and front-office member in several capacities. During the 1973-74 season, Holmgren was a member of Team USA for the event that later became the IIHF Under-20 World Junior Championships, and he also played for Team USA in the 1981 Canada Cup. Off the ice, he most recently served as the assistant general manager for Team USA at the 2016 World Cup of Hockey, and was a member of the U.S. Men's National Team Advisory Group from 2009 to 2014. Holmgren also was the assistant general manager of the 2006 U.S. Olympic Men's Ice Hockey Team and the general manager for the 2006 U.S. National Team at the IIHF World Championships, and served as an assistant coach for Team USA at the 1998 Winter Olympic Games and at the 1996 World Cup of Hockey Tournament.

Paul and his wife, Doreen, reside in Yardley, Pennsylvania. He has four children: Jason, Kirsten, Wes, and Greta, and nine grandchildren: Hannah, Noah, Mackenzie, Luke, Nora, Cameron, Brayden, Ryan, and Emma. Holmgren was born on December 2, 1955.



## PHILADELPHIA FLYERS

### BILL BARBER

#### SENIOR ADVISOR



Bill Barber is in his 43rd season as a member of the Flyers organization.

A native of Callander, Ontario, Barber was drafted by the Flyers in 1972 and went on to play 12 seasons for the club, winning the Stanley Cup in both 1974 and 1975. He is the franchise's all-time goal-scoring leader with 420 over 903 career games from 1972-84. Barber also ranks second in franchise history in games played and in overall points (883). Barber, Bobby Clarke and Reggie Leach formed the "LCB Line," one of the best-known lines in Flyers history, during the 1975 Cup run and throughout the latter half of the 1970s. Barber was also the captain of the Flyers during the 1981-82 and 1982-83 seasons while Clarke served as a player-assistant coach; he returned those duties to Clarke once that arrangement ended.

Upon his retirement as a player following the 1983-84 season, Barber was named head coach of the Hershey Bears, then the Flyers' American Hockey League affiliate, and then became an assistant coach of the Flyers in 1985. After three seasons in that role, Barber moved into pro scouting for the organization for the next eight seasons. When the Flyers purchased an American Hockey League franchise in 1996, Barber became the head coach of the new Philadelphia Phantoms, and led them to a Calder Cup championship in 1997.

Barber returned to the Flyers bench as an assistant coach in the summer of 2000, but was promoted to head coach on December 11, 2000. He went on to win the Jack Adams Award as the NHL Coach of the Year after leading the Flyers to a 31-16-7 record over the rest of the season. He served as the head coach through the end of the 2001-02 season.

Barber spent the next six seasons with the Tampa Bay Lightning organization as director of player personnel, winning a Stanley Cup there in 2004. He returned to the Flyers organization as a scouting consultant in 2008.

Barber is a member of both the Hockey Hall of Fame and the Flyers Hall of Fame. His No. 7 is one of only six numbers retired by the Flyers in their history.

### DEAN LOMBARDI

#### SENIOR ADVISOR



Dean Lombardi is in his fourth season as a senior advisor in the Flyers' front office. Lombardi has over 30 years of experience as an NHL executive, most recently with the Los Angeles Kings, where he was President & General Manager from 2006-2017. Lombardi presided over the most successful stretch in the team's history, assembling a roster that won the franchise's first Stanley Cup in 2012 and repeated the feat in 2014.

Lombardi took over a Kings franchise that amassed 42 wins and 89 points in 2005-06, but had not been to the playoffs since 2002. He set to work reconstructing the roster, and his efforts began to pay off when the Kings went 46-27-9 for 101 points and returned to the Stanley Cup Playoffs. A 98-point season followed in 2010-11. After making several key additions to the roster and making an in-season coaching change, the 2011-12 Kings gathered 95 points to make the playoffs as the eighth seed in the Western Conference. They beat the Presidents' Trophy-winning Vancouver Canucks in five games in the first round, and then went on to sweep the second-ranked St. Louis Blues in the second round before

dispatching the third-seeded Phoenix Coyotes in five games in the Western Conference Final. The Kings then beat the New Jersey Devils 4 games to 2 in the Stanley Cup Final.

Lombardi was an original member of the San Jose Sharks front office and spent seven seasons (1996-03) as the general manager of the club. During his tenure, San Jose reached the playoffs five times and won the Pacific Division in 2002 with a 99-point season. In between his general manager appointments, Lombardi worked for the Flyers as a pro scout covering the Western Conference from 2003-06.

Lombardi also has done extensive work with USA Hockey, including serving as general manager for the 2016 World Cup of Hockey. He was named to the USMNT advisory group in 2009.

A native of Ludlow, Massachusetts, Lombardi graduated from the University of New Haven in 1982 and Tulane Law School in 1985. He worked as a player agent before moving into management with the Minnesota North Stars in 1988.





## COACHING STAFF

# ALAIN VIGNEAULT

### HEAD COACH



Alain Vigneault was named the 21st head coach in Flyers history on April 15, 2019.

Vigneault, 59, led the Flyers to one of the NHL's best turnarounds in 2019-20. At the time of the NHL's pause of the season due to COVID-19, the Flyers had played 69 games and were 41-21-7 for 89 points, good for the sixth-best record in the league and fourth-best in the Eastern Conference. That represented an improvement from a record of 34-27-8 the Flyers had through 69 games one year earlier, an increase of seven wins and 15 standings points. When the NHL resumed with the playoffs in August, the Flyers won all three round-robin games before defeating Montreal in a seven-game First Round series, the Flyers' first playoff series win in eight years. Vigneault was the runner-up in voting for the Jack Adams Award as NHL Coach of the Year for his work in engineering the turnaround.

Vigneault enters the 2020-21 season with 1,285 games of experience as an NHL head coach over parts of 17 seasons. Prior to coming to Philadelphia, he served as the head coach of the New York Rangers for five seasons (2013-18), the Vancouver Canucks for seven seasons (2006-13) and the Montreal Canadiens for parts of four seasons (1997-2000). He also served as the head coach for Team Canada at the 2019 IIHF World Championships in Slovakia, guiding the squad to a silver medal.

In Vigneault's 16 full seasons as a head coach, eight of his teams have finished with 100 points or better. Two other teams – the 2019-20 Flyers and the 2012-13 Canucks – ended shortened seasons on pace for 105 and 100 points, respectively. Vigneault's teams have won seven division championships and have made the playoffs 12 times, advancing past the first round on nine of those occasions. He has reached the Stanley Cup Final twice, with Vancouver in 2010-11 and the Rangers in 2013-14. Three of Vigneault's teams have earned the Presidents' Trophy – Vancouver on two occasions, 2010-11 and 2011-12, and the Rangers in 2014-15. Individually, Vigneault won the Jack Adams Award as the NHL Coach of the Year in 2006-07 and has been a finalist for the award on four other occasions, in 1997-98, 2010-11, 2014-15 and last season.

Vigneault earned 539 wins over his 12 seasons in Vancouver and New York from 2006-18, which was the most of any NHL coach in that timeframe – five more than Joel Quenneville and nine ahead of Barry Trotz. He is also one of only two head coaches, along with Scotty Bowman, who have captured the Presidents' Trophy at least three times since the award was first presented in 1985-86.

Vigneault was one of the most successful head coaches in the 91 seasons the New York Rangers franchise had played through the end of the 2017-18 campaign, joining Lester Patrick and Emile Francis in a group that sits atop the 35 men that have coached the team. He was just the fourth head coach to start five consecutive seasons with the Rangers, and he finished ranked third in the franchise's history in regular season wins with 226, third in playoff wins with 31, and fourth in regular season games coached with 410. The 226 wins in his five years with the club is the highest number of wins over any five-year span in Rangers history.

Vigneault guided the Blueshirts to the playoffs in each of his first four seasons with the team, joining Patrick and Francis as the only three head coaches in Rangers history to reach the playoffs in at least four consecutive seasons. Those four teams all turned in seasons of 96 points or better, starting with the 2013-14 squad that bested the Flyers in a seven-game first-round series en route to the 2014 Stanley Cup Final. The Rangers followed that season up by winning the Presidents' Trophy in 2014-15 with 53 wins and 113 points, both franchise records, and took the Tampa Bay Lightning to a seventh game in the Eastern Conference Final. Playoff appearances also followed seasons of 101 points in 2015-16 and 102 points in 2016-17.

Vigneault's tenure in Vancouver was the most successful period in the franchise's history. He is the team's all-time leader in nearly all major coaching categories, including regular season games coached (540), wins (313), points (683) and points percentage (.632), as well as playoff games coached (68) and wins (33).

In Vigneault's debut season with Vancouver in 2006-07, the team went 49-26-7 for 105 points to win the Pacific Division after finishing fourth with 92 points a year prior, a turnaround that earned Vigneault the Jack Adams Award on his second career nomination. After missing out on a playoff spot by three points in 2008-09, Vigneault and the Canucks reeled off five consecutive division championships, all of which came with seasons of 100 points or equivalent.



## COACHING STAFF

The peak of that run came in 2010-11, when Vancouver went 54-19-9 for 117 points to win its first of two consecutive Presidents' Trophies. The Canucks defeated the defending champion Blackhawks in a seven-game first round series, and after defeating Nashville in the second round and San Jose in the Conference Final, came within one win of the Stanley Cup before falling to Boston in a seven-game Final series. A 51-win season followed in 2011-12, but the Canucks saw their run cut short by the eventual Stanley Cup champion Los Angeles Kings in the first round.

Vigneault's first NHL head coaching position came in Montreal, where he became the second-youngest head coach in the franchise's long history at the age of 36. Vigneault guided the Canadiens to the Eastern Conference Semifinals in 1997-98 and earned his first Jack Adams nomination in 1999-2000 after Montreal came within two points of a playoff spot despite an injury-riddled season in which 36 different skaters appeared in at least one game; only seven of those 36 players played 70 or more games that year.

Over the course of a three-year playing career as a defenseman, Vigneault appeared in 42 NHL games with St. Louis from 1981-1983 after being selected by the Blues in the eighth round (167th overall) of the 1981 NHL Entry Draft. He began his coaching career in 1986 in the Quebec Major Junior Hockey League, spending one season with the Trois-Rivieres Draveurs and five with the Hull Olympiques. In 1992-93, Vigneault joined the expansion Ottawa Senators as an assistant coach, where he spent 3 ½ seasons before returning to the QMJHL, where he coached the Beauport Harfangs through the end of the 1996-97 season. He was named the head coach of the Canadiens the following season.

After departing Montreal 20 games into the 2000-01 season, Vigneault spent two seasons back in the QMJHL as the head coach of the Prince Edward Island Rocket from 2003-05 and then one season as the head coach of the Manitoba Moose, the AHL affiliate of the Canucks, before his return to the NHL with Vancouver.

A native of Quebec City, Quebec, Vigneault has two daughters, Andreane and Janie. He was born on May 14, 1961.

## ALAIN VIGNEAULT CAREER COACHING RECORD

YEAR	TEAM	LEAGUE	GP	W	L	T	OL	PTS	PTS%
1997-98	MTL	NHL	82	37	32	13		87	.530
1998-99	MTL	NHL	82	32	39	11		75	.457
1999-00	MTL	NHL	82	35	34	9	4	83	.506
2000-01	MTL	NHL	20	5	13	2	0	12	.300
2006-07	VAN	NHL	82	49	26		7	105	.640
2007-08	VAN	NHL	82	39	33		10	88	.537
2008-09	VAN	NHL	82	45	27		10	100	.610
2009-10	VAN	NHL	82	49	28		5	103	.628
2010-11	VAN	NHL	82	54	19		9	117	.713
2011-12	VAN	NHL	82	51	22		9	111	.677
2012-13	VAN	NHL	48	26	15		7	59	.615
2013-14	NYR	NHL	82	45	31		6	96	.585
2014-15	NYR	NHL	82	53	22		7	113	.689
2015-16	NYR	NHL	82	46	27		9	101	.616
2016-17	NYR	NHL	82	48	28		6	102	.622
2017-18	NYR	NHL	82	34	39		9	77	.470
2019-20	PHI	NHL	69	41	21		7	89	.645
<b>TOTALS</b>			<b>1285</b>	<b>689</b>	<b>456</b>	<b>35</b>	<b>105</b>	<b>1518</b>	<b>.591</b>



## COACHING STAFF

### MICHEL THERRIEN

#### ASSISTANT COACH



Michel Therrien joined the Flyers as an assistant coach on May 5, 2019.

Therrien came to Philadelphia after most recently serving what was his second term as the head coach of the Montreal Canadiens, a position he held from June 5, 2012 until February 14, 2017. The Canadiens made the playoffs in each of Therrien's first three seasons, including division titles in 2012-13 and 2014-15 and a trip to the Conference Finals in 2013-14. Therrien had previously coached Montreal for parts of three seasons (2000-01 to 2002-03). His 542 games at the helm of the Canadiens ranks fourth in the franchise's history, as does his 271 wins with the team.

In between stops in Montreal, Therrien spent seven seasons in the Pittsburgh Penguins organization. He was hired as the head coach of the team's American Hockey League affiliate, the Wilkes-Barre/Scranton Penguins, in 2003 and led the team to Calder Cup Playoff berths in 2004 and 2005. Wilkes-Barre/Scranton was 21-1-2-1 through the first 25 games of the 2005-06 season when Therrien was promoted to the head coaching position in Pittsburgh on December 15, 2005. After missing the playoffs that season, Therrien guided the Penguins back to the postseason in 2006-07 with a 47-24-11 record and was named a finalist for the Jack Adams Award. Therrien remained with the Penguins until February 15, 2009, a run that included a trip to the 2008 Stanley Cup Final. In 814 games as an NHL head coach, Therrien has a record of 406-303-23-82.

Therrien was born on November 4, 1963 in Montreal. He has two children, Elizabeth and Charles.

### MIKE YEO

#### ASSISTANT COACH



Mike Yeo joined the Flyers as an assistant coach on May 6, 2019.

Before coming to Philadelphia, Yeo had most recently been with the St. Louis Blues, where he served as associate coach from June 13, 2016 to February 1, 2017 and as head coach from that date until November 19, 2018. He led the Blues to a 22-8-2 record over the final 32 games of the 2016-17 regular season, finishing third in the Central Division. The Blues defeated the Minnesota Wild in five games in the first round of the 2017 Stanley Cup Playoffs before exiting in a six-game second-round series at the hands of the eventual conference champion Nashville Predators.

Yeo earned his first head coaching job when he was hired to guide the Houston Aeros, the AHL affiliate of the Minnesota Wild, on June 16, 2010. The Aeros reached the AHL's Calder Cup Finals in Yeo's one season behind the bench, after which he was named the head coach of the Wild on June 17, 2011. Yeo became the youngest head coach in the NHL at the time, at the age of

38. Yeo held the position until February 13, 2016; his teams made the playoffs in three of his four full seasons behind the Wild bench, including 98- and 100-point seasons, respectively, in 2013-14 and 2014-15. In 482 games as an NHL head coach, Yeo has a record of 246-181-55.

Yeo began his coaching career as an assistant coach with Wilkes-Barre/Scranton, the AHL affiliate of the Pittsburgh Penguins, in 1999 and continued in that position after Michel Therrien was hired as the head coach in 2003. Yeo was promoted to Pittsburgh along with Therrien on December 15, 2005 and the pair worked together until Therrien's departure in February 2009. Yeo remained in his role through the end of the 2009-10 season, winning the Stanley Cup in 2009.

An Ontario native, Yeo was born in Scarborough on July 31, 1973 and grew up in North Bay. He and his wife Tanya have two children, daughter Braeden and son Kyle.





## COACHING STAFF

### IAN LAPERRIERE

#### ASSISTANT COACH



Ian Laperriere enters his eighth season as a Flyers assistant coach. He was named to the post on October 7, 2013 after spending just over a year as the Flyers' director of player development, a position he officially took on June 29, 2012 following his retirement as a player.

Laperriere spent two seasons assisting the Flyers in a player development role while trying to return from the aftereffects of an injury suffered in the first round of the 2010 Stanley Cup Playoffs. He also remained active within the organization as a television analyst on Comcast SportsNet. Following the 2010-11 season, Laperriere won the Bill Masterton Memorial Trophy for his perseverance, sportsmanship, and dedication to hockey. He signed with the Flyers as a free agent prior to the 2009-10 season and appeared in all 82 games that year, as well as 13 playoff games as the club went to the Stanley Cup Final.

Over his 16 year NHL career, Laperriere played 1,083 games with the Flyers, St. Louis, NY Rangers, Los Angeles, and Colorado, finishing his career with 1,956 PIM – the career leader among active NHL players at the time of his retirement. He was originally selected by St. Louis in the seventh round (156th overall) of the 1992 NHL Entry Draft.

In August 2013, Laperriere competed in the Ironman North American Championship at Mont-Tremblant, Quebec. He completed the 2.4-mile swim, 112-mile bike ride and 26.2-mile run in 12:11:55.

Laperriere and his wife Magali reside in Haddonfield, NJ with their sons Tristan and Zachary. Laperriere was born on January 19, 1974.

### KIM DILLABAUGH

#### GOALTENDING COACH



Kim Dillabaugh was named the Flyers goaltending coach on July 3, 2015.

Dillabaugh came to the Flyers from the Los Angeles Kings, where he spent eight seasons working in a goaltender development role for the club. In his time with the Kings, Dillabaugh contributed to the development of Jonathan Quick, Jonathan Bernier, and Martin Jones, while also working with goaltenders at the club's American Hockey League affiliate, the Manchester Monarchs, and prospects playing elsewhere in professional and amateur hockey. During Dillabaugh's time with the Kings organization, Los Angeles won two Stanley Cups and made the Conference Finals one other time, while Manchester won one Calder Cup and reached the Eastern Conference Finals two other times.

Dillabaugh played three seasons in the Western Hockey League (WHL) with the Kelowna Rockets and the Calgary Hitmen from 1994-97. He went into coaching upon concluding his junior career, first with the Goaltender Development Institute (GDI) as an assistant to GDI president Ian Clark. In 2004, Dillabaugh became a goaltending & assistant coach with Kelowna and helped the team win a Memorial Cup that season. Over the next ten seasons, Dillabaugh helped the Rockets win two WHL championships (2005 and 2009) before stepping down in 2014 to join the Kings on a full-time basis.

Internationally, Dillabaugh has served as the goalie coach for Hockey Canada's Men's Under 18 Team (2004 and 2006 Junior World Cup) and was a part of Hockey Canada's Program of Excellence (POE) Goaltending Camp for four years.

Kim and his wife Bonnie have a daughter, Ellie and a son, Westin.



## COACHING STAFF

### ADAM PATTERSON

#### VIDEO COACH



Adam Patterson enters his 12th season as video coach and his 19th overall year with the Flyers organization. He handles all aspects of video used by the coaches and players, and is involved in pre-scouting upcoming opponents.

Patterson was promoted to his current position in 2009 after serving six years as the Flyers video coordinator. He spent the 2002-03 and 2004-05 seasons in the same capacity for the Philadelphia Phantoms, winning a Calder Cup with the team in 2005.

A native of Peterborough, Ontario, Patterson graduated from Eastern Michigan University with a degree in Communications and Video Production, while captaining the school's ice hockey team for his final three years. He was a four-time CSHL All-Star and three-time Division 1 All-American. Prior to that Patterson played junior hockey in Stratford,

Ontario and in Detroit for the Compuware Ambassadors. He is the son of former Flyer and current team scout Dennis Patterson.

Patterson and his wife Amy reside in Barrington, NJ with their three children – son Colin and daughters Mackenzie and Mya.

### VINNY YULA

#### ASSISTANT VIDEO COACH



Vinny Yula enters his second season as Assistant Video Coach. He moved into the role in an official capacity in 2019 after spending six seasons assisting the coaching staff with video operations on a part-time basis.

Prior to moving to the hockey operations side, Yula spent 13 years with Comcast Spectacor's information technology department. He joined the company in 2006 after graduating from Rowan University with a degree in Computer and Information Sciences.



## HOCKEY OPERATIONS

### JIM MCCROSSIN MS ATC, CSCS, CES, PES

#### DIRECTOR OF SPORTS MEDICINE



Jim McCrossin begins his 24th season with the Philadelphia Flyers. He is both a certified athletic trainer (ATC) and strength and conditioning coach (CSCS). He holds a bachelor's degree in Athletic Training and Master's degrees in both Sports Medicine and Advance Exercise physiology. Jim is certified through the National Academy of Sports Medicine as a Corrective Exercise Specialist (CES) and Performance Enhancement Specialist (PES). He also holds certifications in Sports Manual Therapist Certified (SMT), Blood Flow Restriction and is a Certified Kinesio Taping Practitioner (CKTP). Jim is also a member of the National Athletic Trainers Association, Professional Hockey Athletic Trainers Society, Pa & NJ Athletic Trainers Association, National Academy of Sports Medicine and National Strength and Conditioning Association.

On February 23, 2020, McCrossin was honored by the Flyers and Professional Hockey Athletic Trainers Society for working his 2,000th game in professional hockey.

Jim has four children, Kevin, J.D., Danielle, and Luke. He, his wife Robyn, and son Luke reside in New Jersey.

### SAL RAFFA

#### ASSISTANT ATHLETIC TRAINER



Sal Raffa begins his 15th season as the assistant athletic trainer for the Flyers. He was promoted to the position in 2006 after spending two seasons with the Philadelphia Phantoms, where he was part of the team's Calder Cup championship in 2005.

A native of Norristown, Pennsylvania, Raffa attended Temple University and graduated with degrees in sports medicine and athletic training. While at Temple, he worked with the men's basketball and football teams. He started his career in professional hockey as the athletic trainer for the Rockford IceHogs during the 2003-04 season.

Raffa is Certified and a member of the National Athletic Trainers Association (NATA). He is a Licensed Athletic Trainer in PA and NJ.

Raffa resides in Warrington, PA with his wife Holly and sons Maximus and Salvatore.





# HOCKEY OPERATIONS

## CHRIS OSMOND

### STRENGTH & CONDITIONING COACH



Chris Osmond enters his fifth season with the Philadelphia Flyers. He has extensive experience as a High Performance Strength and Conditioning coach, including stops with the Baltimore Orioles, Los Angeles Dodgers, Cleveland Indians and Minnesota Twins baseball clubs. Additionally, he has also worked with several collegiate programs in both Canada and the United States.

Chris joined the Flyers after serving as a Head Strength & Conditioning Coach for the Canadian Sport Institute in Calgary, Alberta, Canada for 3 years. At the Canadian Sport Institute, Chris worked with national/Olympic and professional athletes from various national sport organizations and also served as a consultant to Hockey Canada National Program. Chris also was the Strength and Conditioning Coach for the Calgary Roughnecks of the

National Lacrosse League for 8 years and Strength Conditioning Coordinator (Player Development Team) for the Medicine Hat Tigers of the Western Hockey League.

Chris holds a Masters Degree in Exercise Science & Sports Nutrition from North Dakota State University. He is also a Certified Strength Conditioning Specialist through the National Strength Conditioning Association.

## DAN WARNKE

### ASSISTANT STRENGTH & CONDITIONING COACH



Dan Warnke enters his second season with the Flyers. He was appointed as the team's assistant strength and conditioning coach in June 2019 after spending three seasons as the strength and conditioning coach for the Flyers' American Hockey League affiliate, the Lehigh Valley Phantoms.

Before coming to the Lehigh Valley, Warnke served as an assistant director of strength and conditioning at the University of Minnesota. He has worked with professionals from the NHL, NBA, MLB and a number of professional soccer leagues and is also a member of the National Strength and Conditioning Association.



## HOCKEY OPERATIONS

### HARRY BRICKER

#### EQUIPMENT MANAGER



Harry Bricker begins his 21st consecutive season as an equipment manager with the Flyers and his 28th overall with the club. He began his career with the AHL's Hershey Bears, where he was assistant equipment manager from 1989 through 1991 while the team was the Flyers' AHL affiliate, and then moved up to the Flyers from 1991 to 1995. In 1996, Bricker became the head equipment manager of the AHL's Kentucky Thoroughblades, a position he held for three seasons. During the 1999-2000 season, Bricker was the assistant equipment manager for the Stanley Cup Champion New Jersey Devils.

### ANDY RANNELLS

#### EQUIPMENT MANAGER



Andy Rannells enters his second season with the Flyers. He joined the club in June 2019 after serving as the head equipment manager for the Lehigh Valley Phantoms for five seasons.

Before coming to Lehigh Valley, Rannells spent four years as the head equipment manager for the University of North Dakota Men's hockey team. During his time there, the Fighting Sioux were WCHA Final Five Champions twice (2010-11, 2011-12) and appeared in the NCAA Tournament four times, culminating in a Frozen Four appearance in his final season.

Rannells has also served as the Assistant Equipment Manager for the US National Team Development Program (2009-10) as well as the Student/Assistant Equipment Manager for the Men's and Women's Hockey teams at his alma mater, the University of Minnesota-Duluth.



# HOCKEY OPERATIONS



Pro Scout  
**Dave Brown**



Pro Scout  
**John Chapman**



Pro Scout  
**Ross Fitzpatrick**



Pro Scout  
**Al Hill**



Pro Scout  
**Alyn McCauley**



College Scout  
**Wade Clarke**



Amateur Scout  
**Martin Gendron**



Amateur Scout  
**Mark Greig**



Amateur Scout  
**Joakim Grundberg**



Amateur Scout  
**Todd Hearty**



Amateur Scout  
**Ken Hoodikoff**



Amateur Scout  
**Dennis Patterson**



Amateur Scout  
**Rick Pracey**



Amateur Scout  
**Nick Pryor**



Amateur Scout  
**Sami Sandell**



Amateur Scout  
**Jan Slansky**



Player Development Coach  
**Kjell Samuelsson**



Player Development Coach  
**Brett Hextall**



Player Development Coach  
**John Riley**



Player Development Coach  
**Nick Schultz**



Player Development Coach  
**Chris Stewart**



Skills Coach  
**Angelo Ricci**



Goaltending Development Coach  
**Brady Robinson**



Senior Director, Team Services  
**Bryan Hardenbergh**



## HOCKEY OPERATIONS



Director, Hockey Information  
**Tom Minton**



Director, Hockey Analytics  
**Ian Anderson**



Lead Developer  
**Jacob Hurlbut**



Hockey Analyst  
**Matthew Karliner**



Assistant Equipment Manager  
**Rock Oratorio**



Assistant Equipment Manager  
**Mike Craytor**



Assistant Equipment Manager  
**Mike Lefczik**



Executive Assistant  
**Jody Clarke**

## MEDICAL/TRAINING STAFF



**Peter DeLuca,  
M.D.**



**Gary Dorshimer,  
M.D.**



**Guy Lanzi, D.M.D.**



Massage Therapist  
**Martin Rosa**








**2020-2021**

**TEAM**

**ROSTER**



# 10 ANDY ANDREOFF

– LEFT WING –  
AN-dree-awf, AN-dee

**BIRTHDATE:** May 17, 1991 | **BIRTHPLACE:** Pickering, Ontario

**HEIGHT:** 6'1" | **WEIGHT:** 203 | **SHOOTS:** Left | **SEASON:** 6th NHL, 2nd FLYERS

**ACQUIRED:** Free Agent – signed July 1, 2019

## 2019-20

Appeared in 39 games for the Flyers' AHL affiliate, the Lehigh Valley Phantoms... scored twice and added an assist Oct. 18 vs. Binghamton... posted a three-game point streak Oct. 26-Nov. 2... recalled to the Flyers for the first time on Nov. 8 and made his Flyers debut Nov. 9 at TOR, his first NHL action since the 2017-18 season... appeared in six games, recording his first Flyers assist Nov. 15 at OTT, before returning to Lehigh Valley Nov. 22... recalled by the Flyers Dec. 17 and stayed with the club through its West Coast holiday trip, appearing in seven games before returning to Lehigh Valley Jan. 8... recalled for the final time of the season Feb. 6 to play vs. NJD and returned to Lehigh Valley the next day... recorded eight points (5G, 3A) over an eight-game stretch from Feb. 15 - March 6.

## CAREER

**2018-19:** Appeared in 75 games for AHL Syracuse, recording 26 goals and 29 assists... ranked third in goals (26), fourth in points (55) and fifth in assists (29) on the team... ranked second in power play goals (9)... recorded 14 multi-point games through the season... posted an assist in the season-opener on Oct. 6 at Hershey... scored at least a goal in back to back games, two goals on Oct. 19 at Binghamton and one goal on Oct. 20 vs. Utica... recorded a three-point game (1G, 2A) on Nov. 3 vs. Belleville... went on a five-game point streak (3G, 4A) from Nov. 11 to Nov. 21... posted a four-game point streak (3G, 2A) from Dec. 7 to Dec. 14... posted a two-goal game on Dec. 29 vs. Springfield... registered at least one point in 16 out of 21 games (8G, 11A) from Feb. 26 to Apr. 12. **2017-18:** Appeared in 45 games for Los Angeles, registering three goals and six assists... scored his first goal of the season on Nov. 18 vs. FLA... posted two assists on Feb. 10 at TBL... recorded a career-high 16:02 on Feb. 13 at CAR. **2016-17:** Recorded a career-high 15:14 TOI, Feb. 9 at FLA... Played his 100th career game, Feb. 7 at TBL... Had a career-tying two-game point streak, and career-high two-game assist streak on Jan. 21-23... Recorded his first point of the season (1A), Jan. 21 at NYI... Missed 15 games due to injury, Nov. 1-Dec. 1. **2015-16:** Scored an NHL career-high eight regular season goals... Registered a point (1G) on April 9 vs. WPG... Tallied his second two-game point streak of the season (1G, 1A) on April 4-5... Scored the game-winning goal on Feb. 9 at BOS... Had a two-game point streak (1G, 1A) on Dec. 29-31... Scored his first goal of the season on Oct. 31 vs. NSH... recorded a career-high of 14:18 on Dec. 5 vs. PIT... posted a point in five out of eight games (4G, 1A) from Mar. 26 to Apr. 9. **PLAYOFFS:** Appeared in his first NHL playoff game, April 14 vs. SJS. **2014-15:** Recorded his first career-multi-point game (1G, 1A), on April 11 vs. SJS; also marked his first career NHL assist... Recorded his first NHL goal on March 16 vs. ARJ; the goal was the game-winning goal, the last King to have his first career goal also be the game-winning goal was Jordan Nolan, Feb. 12, 2012 at DAL... Appeared in his first NHL game, Oct. 14 vs. EDM. **2013-14:** One of only two Manchester players to appear in all 76 regular-season games... Rankings among team leaders were the following: tied for fourth in assists, fifth in points, ninth in goals and third in shots on goal (155)... Recorded three points (1G, 2A) on Dec. 20 vs. Portland, his first game with at least three points in his career... **PLAYOFFS:** Appeared in all four of the Monarchs postseason games... Rankings among team leaders were the following: tied for first in points, tied for second in goals, tied for second in assists, first in PPG (1) and first in shots on goal (13). **2012-13:** Among Manchester rookies he ranked: fourth in points, fourth in goals and fourth in assists... **PLAYOFFS:** Led Manchester in assists, was second in points... Recipient of Manchester's Mark Bavis Unsung Hero Award. **2011-12:** On Oshawa (OHL) he ranked: first in assists, tied for third in points, tied for fourth in goals and fourth in PPG (8)... Recorded three points in a game seven times, including back-to-back games (1G, 2A on Dec. 2 vs. Sarnia and 2G, 1A on Dec. 4 vs. Peterborough)... Recorded five straight multi-point games Dec. 28, 2011 to Jan. 6 (3G, 9A)... Made pro debut with Manchester April 6 at Connecticut. **2010-11:** On Oshawa he ranked: second in points, second in goals, second in assists, first in plus-minus (plus-34, tied for 12th in OHL), first in penalty minutes and first in SHG (four, tied for fifth in OHL)... Recorded four points in a game three times (including 3G, 1A on Dec. 30 at Peterborough)... Points (5G, 9A) in eight straight games (Feb. 21 to March 11)... Points (6G, 8A) in seven straight games (Jan. 8 to Jan. 22)... Helped Oshawa advance to the OHL's Eastern Conference Semifinals... Third on Oshawa in playoff penalty minutes. **2009-10:** Tied for second on Oshawa in assists... Points (3G, 6A) in seven straight games (Feb. 15 to Feb. 28)... Points (1G, 7A) in six straight games (Dec. 11 to Dec. 30)... Points (3-4=7) in six straight games (Sept. 18 to Oct. 4). **2008-09:** Tied for fourth on Oshawa in PPG (five)... Recorded five multi-point games. **2007-08:** First season playing juniors, split time with Pickering (OPJHL) and Oshawa... Helped Oshawa advance to the OHL's Eastern Conference Semifinals.



# 10 ANDY ANDREOFF

## STATISTICAL CAREER HIGHS

	FLYERS	CAREER
MOST GOALS (GAME)	N/A	1 (13 TIMES)
MOST ASSISTS (GAME)	1 (11/15/19 at OTT)	2 (2/10/18 at TBL)
MOST POINTS (GAME)	1 (11/15/19 at OTT)	2 (2 TIMES)
MOST GOALS (SEASON)	N/A	8 (2015-16)
MOST ASSISTS (SEASON)	1 (11/15/19 at OTT)	6 (2017-18)
MOST POINTS (SEASON)	1 (11/15/19 at OTT)	10 (2015-16)
LONGEST GOAL-SCORING STREAK	N/A	N/A
LONGEST ASSIST-SCORING STREAK	1 GAME	2 GAMES (2 TIMES)
LONGEST POINT-SCORING STREAK	1 GAME	2 GAMES (5 TIMES)

## CAREER RECORD

CAREER RECORD			REGULAR SEASON					PLAYOFFS				
YEAR	TEAM	LEAGUE	GP	G	A	PTS	PIM	GP	G	A	PTS	PIM
2007-08	Pickering	OPJHL	40	12	15	27	58	--	--	--	--	--
	Oshawa	OHL	25	0	1	1	8	9	0	0	0	2
2008-09	Oshawa	OHL	66	11	14	25	37	--	--	--	--	--
2009-10	Oshawa	OHL	67	15	33	48	70	--	--	--	--	--
2010-11	Oshawa	OHL	66	33	42	75	109	10	3	8	11	16
2011-12	Oshawa	OHL	57	22	36	58	88	6	1	3	4	4
	Manchester	AHL	5	1	0	1	4	4	2	0	2	2
2012-13	Manchester	AHL	69	13	13	26	111	4	0	3	3	0
2013-14	Manchester	AHL	76	11	24	35	133	4	1	2	3	2
2014-15	Los Angeles	NHL	18	2	1	3	18	--	--	--	--	--
	Manchester	AHL	7	5	5	10	11	--	--	--	--	--
2015-16	Los Angeles	NHL	60	8	2	10	76	1	0	0	0	0
2016-17	Los Angeles	NHL	36	0	2	2	70	--	--	--	--	--
2017-18	Los Angeles	NHL	45	3	6	9	50	--	--	--	--	--
2018-19	Syracuse	AHL	75	26	29	55	150	4	1	0	1	2
2019-20	PHANTOMS	AHL	39	11	7	18	35	--	--	--	--	--
	FLYERS	NHL	14	0	1	1	2	--	--	--	--	--
OHL TOTALS			281	81	126	207	312	25	4	11	15	22
AHL TOTALS			271	67	78	145	444	16	4	5	9	6
NHL TOTALS			173	13	12	25	216	1	0	0	0	0

## MISCELLANEOUS STATS

REGULAR SEASON												PLAYOFFS			
YEAR	TEAM	LGE	PP	SH	GW	S	S%	+/-	TF	F%	MIN	PP	SH	GW	
2014-15	Los Angeles	NHL	0	0	1	14	14.3	1	61	52.5	8:34	--	--	--	
2015-16	Los Angeles	NHL	0	0	1	46	17.4	1	268	50.0	8:48	0	0	0	
2016-17	Los Angeles	NHL	0	0	0	38	0.0	-2	69	59.4	10:36	--	--	--	
2017-18	Los Angeles	NHL	0	0	2	47	6.4	-6	53	45.3	9:23	--	--	--	
2019-20	FLYERS	NHL	0	0	0	14	0.0	-3	8	50.0	8:32	--	--	--	
NHL TOTALS			0	0	4	159	8.2	-9	459	51.2	9:17	0	0	0	





10

ANDY  
ANDREOFF


### CAREER STATS VS. NHL

TEAM	GP	G	A	PTS	PIM	TEAM	GP	G	A	PTS	PIM
ANAHEIM	10	0	0	0	36	NASHVILLE	9	1	0	1	14
ARIZONA	9	1	1	2	2	NEW JERSEY	3	0	0	0	2
BOSTON	5	1	0	1	7	NY ISLANDERS	5	0	1	1	0
BUFFALO	8	0	1	1	11	NY RANGERS	3	0	1	1	4
CALGARY	11	3	0	3	40	OTTAWA	5	0	1	1	4
CAROLINA	3	0	0	0	2	PHILADELPHIA	5	0	0	0	2
CHICAGO	4	1	0	1	0	PITTSBURGH	4	0	0	0	2
COLORADO	3	0	1	1	22	SAN JOSE	11	1	1	2	7
COLUMBUS	6	0	0	0	12	ST. LOUIS	6	0	0	0	7
DALLAS	6	0	0	0	2	TAMPA BAY	6	1	2	3	4
DETROIT	2	0	0	0	0	TORONTO	5	0	0	0	2
EDMONTON	9	2	1	3	7	VANCOUVER	8	0	1	1	16
FLORIDA	7	1	1	2	7	VEGAS	1	0	0	0	0
LOS ANGELES	0	0	0	0	0	WASHINGTON	3	0	0	0	0
MINNESOTA	6	0	0	0	2	WINNIPEG	7	1	0	1	0
MONTREAL	3	0	0	0	2						

### - NHL TOTALS -

GP	G	A	PTS	PIM
173	13	12	25	216





# 62

# NICOLAS AUBE- KUBEL

- RIGHT WING -

aw-BAY cue-BELL, NICK-uh-less

**BIRTHDATE:** May 10, 1996 | **BIRTHPLACE:** Sorel, Quebec

**HEIGHT:** 5'11" | **WEIGHT:** 211 | **SHOOTS:** Right | **SEASON:** 3rd NHL, 3rd FLYERS

**ACQUIRED:** Draft - 2nd round (48th overall) in 2014

## 2019-20

Appeared in 36 games for the Flyers and 26 for their AHL affiliate, the Lehigh Valley Phantoms... began the season in Lehigh Valley, posting a three-game point streak (2G, 1A) Oct. 19-26 and a total of 4G and 1A over six games through Nov. 3... recalled by the Flyers on December 15 and spent the rest of the season with the club... picked up his first NHL point on an assist in his season debut Dec. 15 at WPG... scored his first NHL goal Dec. 23 vs. NYR... registered his first career multi-point game with a goal and an assist Feb. 8 at WSH... over 10 games from Feb. 13 - March 5, recorded four goals and four assists and was a plus-6... scored those four goals on 14 shots for a 28.6 shooting percentage... credited with his first career game-winning goal Feb. 13 at FLA... appeared in 13 of 16 playoff games... scored his first two career playoff goals Aug. 8 vs. TBL, becoming the first Flyers rookie to have a multi-goal playoff game in eight years.

## CAREER

**2018-19:** Recorded 16 goals and 14 assists in 54 games for the Phantoms...tied for fourth on the team in goals...had six multi-point games during the season...registered three points (2G, 1A) in the home opener on Oct. 6 vs. Bridgeport...made his NHL debut on Oct. 30, 2019 vs. ANA...played nine games in the NHL before being loaned back to the Phantoms...had a four-game point streak, recording three goals and two assists, from Oct. 27 to Nov. 30...posted two goals, including the game-winner, in a 3-2 win Mar. 22 at Wilkes-Barre/Scranton...recorded a four-game point streak, recording two goals and three assists, from Mar. 15 to 23. **2017-18:** Posted 18 goals and 28 assists in 72 games for the Phantoms...finished third in scoring with 46 points...ranked first on the team with a +24 rating...skated in 10 Calder Cup Playoff games...had seven multi-point efforts on the season...recorded one assist and the game-winning goal in his season debut Oct. 7 vs. HER...also scored the game-winning goal Oct. 21 and Nov. 4, both at BNG...tallied three assists Dec. 8 in a 5-4 win over HER...posted two goals in a 6-3 win Dec. 12 at CHA...added two assists Dec. 16 in a 4-2 win vs. SYR...recorded three points (2G, 1A) Jan. 26 vs. WBS...posted three assists Feb. 13 in a 5-0 win at BRI...registered three points (2G, 1A), including the game-winning goal, March 2 vs. HER. **2016-17:** Recorded nine goals and nine assists in 71 games for Lehigh Valley...posted a +10 rating in his rookie season...appeared in four playoff games...made his season debut Oct. 15 vs. SPR...scored the game-winning goal, along with an assist, Jan. 25 vs. BNG. **2015-16:** Appeared in 61 games for Val d'Or Foreurs where he recorded 38 goals and 46 assists on the season...finished second among skaters in goals for the second consecutive season and third in scoring (84)...skated in six playoff games, adding three goals...tallied 27 multi-point efforts on the season...posted at least one point in 15 consecutive games...also appeared in six games for the Phantoms, adding two goals and one assist. **2014-15:** Recorded 38 goals and 42 assists in 61 games for Val d'Or Foreurs...tallied five goals and 10 assists in 17 playoff games...ranked second among skaters in goals and third in scoring (81)...posted 22 multi-point efforts on the season, including eight games with three or more points...registered four assists Dec. 7 at SNB...scored two goals and added three assists Jan. 16 at Vic. **2013-14:** Posted 53 points (22G, 31A) in 65 games for Val d'Or Foreurs...was a member of President's Cup-winning (QMJHL champion) team, skating in 24 playoff games while adding four goals and nine assists...finished sixth on the squad in scoring...registered 13 multi-point efforts on the season. **2012-13:** Appeared in 64 games during his first season with Val d'Or Foreurs, scoring 10 goals and 17 assists...added one goal in 10 playoff games.





# 62 NICOLAS AUBE-KUBEL

## STATISTICAL CAREER HIGHS

	FLYERS	CAREER
MOST GOALS (GAME)	1 (7 TIMES)	1 (7 TIMES)
MOST ASSISTS (GAME)	1 (8 TIMES)	1 (8 TIMES)
MOST POINTS (GAME)	2 (2/8/20 at WSH)	2 (2/8/20 at WSH)
MOST GOALS (SEASON)	7 (2019-20)	7 (2019-20)
MOST ASSISTS (SEASON)	8 (2019-20)	8 (2019-20)
MOST POINTS (SEASON)	15 (2019-20)	15 (2019-20)
LONGEST GOAL-SCORING STREAK	N/A	N/A
LONGEST ASSIST-SCORING STREAK	3 GAMES (2/28-3/4/20)	3 GAMES (2/28-3/4/20)
LONGEST POINT-SCORING STREAK	5 GAMES (2/25-3/5/20)	5 GAMES (2/25-3/5/20)

## CAREER RECORD

YEAR	TEAM	LEAGUE	REGULAR SEASON					PLAYOFFS				
			GP	G	A	PTS	PIM	GP	G	A	PTS	PIM
2012-13	Val d'Or	QMJHL	64	10	17	27	26	10	1	0	1	8
2013-14	Val d'Or	QMJHL	65	22	31	53	61	24	4	9	13	20
2014-15	Val d'Or	QMJHL	61	38	42	80	81	17	5	10	15	22
2015-16	Val d'Or	QMJHL	61	38	46	84	71	6	3	0	3	12
	PHANTOMS	AHL	6	2	1	3	6	--	--	--	--	--
2016-17	PHANTOMS	AHL	71	9	9	18	55	4	0	0	0	0
2017-18	PHANTOMS	AHL	72	18	28	46	86	10	0	0	0	8
2018-19	FLYERS	NHL	9	0	0	0	0	--	--	--	--	--
	PHANTOMS	AHL	54	16	14	30	69	--	--	--	--	--
2019-20	PHANTOMS	AHL	26	5	3	8	20	--	--	--	--	--
	FLYERS	NHL	36	7	8	15	19	13	2	1	3	8
	<b>QMJHL TOTALS</b>		<b>251</b>	<b>108</b>	<b>136</b>	<b>244</b>	<b>239</b>	<b>57</b>	<b>13</b>	<b>19</b>	<b>32</b>	<b>62</b>
	<b>AHL TOTALS</b>		<b>229</b>	<b>50</b>	<b>55</b>	<b>105</b>	<b>236</b>	<b>14</b>	<b>0</b>	<b>0</b>	<b>0</b>	<b>8</b>
	<b>NHL TOTALS</b>		<b>45</b>	<b>7</b>	<b>8</b>	<b>15</b>	<b>19</b>	<b>0</b>	<b>0</b>	<b>0</b>	<b>0</b>	<b>0</b>

## MISCELLANEOUS STATS

YEAR	TEAM	LGE	REGULAR SEASON							PLAYOFFS				
			PP	SH	GW	S	S%	+/-	TF	F%	MIN	PP	SH	GW
2018-19	FLYERS	NHL	0	0	0	2	0.0	1	0	0	5:35	--	--	--
2019-20	FLYERS	NHL	2	0	1	48	14.6	1	3	33.3	11:17	0	0	1
	<b>NHL TOTALS</b>		<b>2</b>	<b>0</b>	<b>1</b>	<b>50</b>	<b>14.0</b>	<b>2</b>	<b>3</b>	<b>33.3</b>	<b>10:09</b>	<b>0</b>	<b>0</b>	<b>1</b>





**62**

# NICOLAS AUBE-KUBEL


## CAREER STATS VS. NHL

TEAM	GP	G	A	PTS	PIM	TEAM	GP	G	A	PTS	PIM
ANAHEIM	3	0	0	0	4	NASHVILLE	0	0	0	0	0
ARIZONA	3	0	0	0	0	NEW JERSEY	2	0	0	0	0
BOSTON	2	0	0	0	0	NY ISLANDERS	1	0	0	0	0
BUFFALO	2	0	0	0	0	NY RANGERS	3	1	2	3	0
CALGARY	0	0	0	0	0	OTTAWA	1	0	1	1	0
CAROLINA	2	2	0	2	0	PHILADELPHIA	0	0	0	0	0
CHICAGO	1	0	0	0	0	PITTSBURGH	2	0	1	1	0
COLORADO	1	0	0	0	2	SAN JOSE	3	1	0	1	0
COLUMBUS	2	1	1	2	2	ST. LOUIS	1	0	0	0	2
DALLAS	0	0	0	0	0	TAMPA BAY	3	0	0	0	0
DETROIT	1	0	0	0	0	TORONTO	0	0	0	0	0
EDMONTON	0	0	0	0	0	VANCOUVER	0	0	0	0	0
FLORIDA	3	1	0	1	2	VEGAS	0	0	0	0	0
LOS ANGELES	3	0	0	0	0	WASHINGTON	3	1	2	3	5
MINNESOTA	0	0	0	0	0	WINNIPEG	2	0	1	1	0
MONTREAL	1	0	0	0	2						

### - NHL TOTALS -

GP	G	A	PTS	PIM
45	7	8	15	19





# 61 JUSTIN BRAUN

- DEFENSE -  
BRAUN, JUHS-tihn

**BIRTHDATE:** February 10, 1987 | **BIRTHPLACE:** Minneapolis, Minnesota  
**HEIGHT:** 6'2" | **WEIGHT:** 205 | **SHOOTS:** Right | **SEASON:** 11th NHL, 2nd FLYERS  
**ACQUIRED:** Trade - from San Jose, June 18, 2019

## 2019-20

Made his Flyers debut Oct. 4 vs CHI at Prague, Czech Republic... recorded his first point as a Flyer, an assist, Oct. 12 at VAN... recorded two assists and was plus-3 Dec. 23 vs. NYR... scored his first goal as a Flyer and posted his first multi-point game with the team Dec. 31 at LAK... missed six games (Jan. 7-16) due to injury... missed one game (Jan. 20) due to illness... tied a career high with three assists Feb. 13 at FLA, and did it again Feb. 22 vs. WPG... appeared in all 16 playoff games, posting two assists.

## CAREER

**2018-19:** Appeared in 78 games for San Jose, registering two goals and 14 assists... recorded two assists Dec. 23 vs. ARI... posted a three-game assist streak (3A) from Jan. 12 to Jan. 16... played a season-high 27:27 on Feb. 5 at WPG. 2017-18: Appeared in 81 games, registering five goals and 28 assists... set career-highs in goals, assists and points... ranked 2nd on the team in hits (143), blocked shots (152), and shorthanded time on ice (2:41)... ranked 2nd among Sharks blueliners in points... posted a four-game assist streak (OG, 4A) from Nov. 22 to Nov. 28... recorded a three-game assist streak (OG, 3A) from Dec. 14 to Dec. 18... tallied a five-game point streak (1G, 5A) from Feb. 13 to Feb. 22. **2016-17:** Posted four goals and nine assists in 81 games for San Jose... led the Sharks in blocked shots (161) and finished 2nd in hits (136) while skating in the third-most minutes per game (20:04). **2015-16:** Appeared in 80 games for San Jose, tallying four goals and 19 assists... tied career highs in goals and points... tallied three assists on Jan. 9 vs. TOR... scored in back-to-back games during the Stanley Cup Final (Game 2 and 3). **2014-15:** Posted one goal and 22 assists in 70 games for San Jose... recorded a three-game assist streak (OG, 5A) from Jan. 13 to Jan. 17... posted a career-high in assists... led the team in blocked shots (130) and T-2nd in points amongst defensemen. **2013-14:** Appeared in all 82 games for San Jose, posting four goals and 13 assists... ranked second on the team in average ice time per game (20:59)... scored his first career playoff goal, the game-winner, in Game 2 of the First Round on April 20, 2014 vs. LAK. **2012-13:** Appeared in 41 games for San Jose, registering seven assists... committed just three minor penalties all season long... played for Tappara in Finland during the lockout. **2011-12:** Posted two goals and nine assists in 66 games for San Jose... represented Team USA at the World Championships... posted his first career fighting major (Fedor Tyutin) on Jan. 31 vs. CBJ. **2010-11:** Appeared in 17 games for Worcester, registering one goal and eight assists before being called up to San Jose... tallied an assist in the season-opener on Oct. 9 at Bridgeport... scored his first professional goal in a multi-point game (1G, 2A) on Oct. 23 vs. Providence... made his NHL debut on Nov. 26 at VAN... appeared in 14 games for San Jose, recording one goal and eight assists before being loaned back to Worcester... posted his first NHL multi-point game, including in his first NHL point, in his second game in the NHL on Nov. 27 at EDM... scored his first NHL goal on Dec. 2 at OTT... played in a total of 28 games for San Jose, registering two goals and nine assists. **2009-10:** Made his professional debut on Apr. 7 at Hartford, recording his first professional point and multi-point night (OG, 3A). **College:** USCHO First Team All-American (2010)... Reebok All-American Second Team (2010)... 2010 Hockey East Old Time Hockey Defensive Defenseman... First Team All-League Defenseman (2010)... Hockey East All-Rookie Team (2007).



# 61 JUSTIN BRAUN

## STATISTICAL CAREER HIGHS

	FLYERS	CAREER
MOST GOALS (GAME)	1 (3 TIMES)	2 (3/28/16 vs. LAK)
MOST ASSISTS (GAME)	3 (2 TIMES)	3 (1/9/16 vs. TOR)
MOST POINTS (GAME)	3 (2 TIMES)	3 (1/9/16 vs. TOR)
MOST GOALS (SEASON)	3 (2019-20)	5 (2017-18)
MOST ASSISTS (SEASON)	16 (2019-20)	28 (2017-18)
MOST POINTS (SEASON)	19 (2019-20)	33 (2017-18)
LONGEST GOAL-SCORING STREAK	N/A	N/A
LONGEST ASSIST-SCORING STREAK	2 GAMES (2/8-2/11/20)	5 GAMES (2/13-2/22/18)
LONGEST POINT-SCORING STREAK	2 GAMES (2/8-2/11/20)	5 GAMES (2/13-2/22/18)

## CAREER RECORD

			REGULAR SEASON					PLAYOFFS				
YEAR	TEAM	LEAGUE	GP	G	A	PTS	PIM	GP	G	A	PTS	PIM
2004-05	Green Bay	USHL	10	0	0	0	2	--	--	--	--	--
2005-06	Green Bay	USHL	59	2	11	13	69	3	0	0	0	2
2006-07	UMass-Amherst	H-East	39	4	10	14	20	--	--	--	--	--
2007-08	UMass-Amherst	H-East	36	4	16	20	20	--	--	--	--	--
2008-09	UMass-Amherst	H-East	39	7	16	23	50	--	--	--	--	--
2009-10	UMass-Amherst	H-East	36	8	23	31	30	--	--	--	--	--
	Worcester	AHL	3	0	3	3	0	11	0	3	3	4
2010-11	San Jose	NHL	28	2	9	11	2	1	0	0	0	0
	Worcester	AHL	34	5	18	23	8	--	--	--	--	--
2011-12	Worcester	AHL	6	0	3	3	0	--	--	--	--	--
	San Jose	NHL	66	2	9	11	23	5	0	0	0	15
2012-13	Tappara	Liiga	6	0	3	3	2	--	--	--	--	--
	San Jose	NHL	41	0	7	7	6	11	0	1	1	0
2013-14	San Jose	NHL	82	4	13	17	20	7	1	1	2	7
2014-15	San Jose	NHL	70	1	22	23	48	--	--	--	--	--
2015-16	San Jose	NHL	80	4	19	23	36	24	2	5	7	6
2016-17	San Jose	NHL	81	4	9	13	28	6	0	1	1	0
2017-18	San Jose	NHL	81	5	28	33	28	10	0	1	1	4
2018-19	San Jose	NHL	78	2	14	16	35	20	0	1	1	8
2019-20	FLYERS	NHL	62	3	16	19	18	16	0	2	2	2
COLLEGE TOTALS			150	23	65	88	120	0	0	0	0	0
AHL TOTALS			43	5	24	29	8	11	0	3	3	4
NHL TOTALS			669	27	146	173	244	100	3	12	15	42

## MISCELLANEOUS STATS

REGULAR SEASON											PLAYOFFS			
YEAR	TEAM	LGE	PP	SH	GW	S	S%	+/-	TF	F%	MIN	PP	SH	GW
2010-11	San Jose	NHL	2	0	0	44	4.5	-1	0	0	16:30	0	0	0
2011-12	San Jose	NHL	1	0	0	113	1.8	-2	0	0	16:33	0	0	0
2012-13	San Jose	NHL	0	0	0	48	0.0	-5	0	0	18:48	0	0	0
2013-14	San Jose	NHL	1	0	1	121	3.3	19	0	0	20:59	0	0	1
2014-15	San Jose	NHL	0	0	0	94	1.1	8	0	0	21:02	--	--	--
2015-16	San Jose	NHL	0	0	0	114	3.5	11	0	0	20:34	0	0	0
2016-17	San Jose	NHL	0	0	0	95	4.2	1	0	0	20:05	0	0	0
2017-18	San Jose	NHL	0	0	0	115	4.3	7	0	0	21:20	0	0	0
2018-19	San Jose	NHL	0	0	0	105	1.9	-14	0	0	20:18	0	0	0
2019-20	FLYERS	NHL	0	0	0	70	4.3	-2	0	0	17:16	0	0	0
NHL TOTALS			4	0	1	919	2.9	22	0	0	19:41	0	0	1





# 61 JUSTIN BRAUN

## CAREER STATS VS. NHL


TEAM	GP	G	A	PTS	PIM	TEAM	GP	G	A	PTS	PIM
ANAHEIM	34	1	4	5	26	NASHVILLE	27	2	4	6	12
ARIZONA	36	0	10	10	4	NEW JERSEY	12	0	4	4	10
BOSTON	14	1	2	3	9	NY ISLANDERS	12	0	4	4	6
BUFFALO	14	0	2	2	4	NY RANGERS	13	1	2	3	0
CALGARY	32	2	7	9	10	OTTAWA	14	1	3	4	4
CAROLINA	12	1	1	2	2	PHILADELPHIA	14	1	4	5	8
CHICAGO	21	2	6	8	2	PITTSBURGH	13	1	2	3	2
COLORADO	26	1	3	4	14	SAN JOSE	0	0	0	0	0
COLUMBUS	19	0	6	6	9	ST. LOUIS	26	0	7	7	8
DALLAS	30	1	9	10	10	TAMPA BAY	12	1	3	4	2
DETROIT	21	0	7	7	12	TORONTO	14	1	7	8	8
EDMONTON	33	2	6	8	12	VANCOUVER	34	2	7	9	10
FLORIDA	12	0	2	2	4	VEGAS	7	0	2	2	4
LOS ANGELES	36	2	1	3	16	WASHINGTON	13	0	2	2	4
MINNESOTA	24	0	4	4	2	WINNIPEG	19	0	4	4	8
MONTREAL	13	1	5	6	4						

### - NHL TOTALS -

GP	G	A	PTS	PIM
607	24	130	154	226







# 14 SEAN COUTURIER

- CENTER -

koo-TOO-ree-ay, SHAWN

**BIRTHDATE:** December 7, 1992 | **BIRTHPLACE:** Phoenix, Arizona

**HEIGHT:** 6'3" | **WEIGHT:** 202 | **SHOOTS:** Left | **SEASON:** 10th NHL, 10th FLYERS

**ACQUIRED:** Draft-1st round (8th overall) in 2011

## 2019-20

Winner of the Frank J. Selke Trophy as the NHL's best defensive forward... winner of the Bobby Clarke Trophy as Flyers MVP for the second consecutive season... appeared in all 69 regular season games, marking the fourth time in his career he's played in all available games... recorded a season faceoff percentage of 59.6 (542 for 909), which led the NHL (min. 50 FOs)... PPG average of 0.86 was the third highest of his career, eclipsed only by the previous two seasons (0.93 in 17-18, 0.95 in 18-19) recorded four three-point games and a total of 13 multi-point games over the course of the season... posted five scoring streaks of three games or more, maxed by a six-game streak from Feb. 11-22 (4-2-6)... recorded two two-goal games, adding an assist both times, on Jan. 2 at VGK and Feb. 8 at WSH... scored overtime game-winning goal Nov. 7 vs. MTL... played his 600th career game Nov. 21 at CAR... had a career-high nine shots on goal Nov. 23 vs. CGY... played a season-high 26:18 Dec. 21 at OTT, the third-highest total of his career at the time... led the team in scoring over the first two months of 2020, posting 27 points (10G, 17A) and a plus-11 rating over 24 games from Jan. 1 - Feb. 29... posted a six-game scoring streak (4G, 2A) from Feb. 11-22... recorded his 400th career point Feb. 28 vs. NYR... recorded nine points (2G, 7A) in 15 playoff games, including three multi-point games.

## CAREER

**2018-19:** Won his first Bobby Clarke Trophy as Flyers MVP, becoming the 18th different player to win the award since its inception in 1985... posted five three-point games for the second consecutive season... set a new career high with 33 goals and tied his career high of 76 points set in 2017-18... his 152 points over the past two seasons ranked T-25 in the NHL in that timeframe... appeared in 80 games, marking the fifth year of his career that he missed two or fewer games... played his 500th career game Oct. 6 at COL, becoming the youngest player in franchise history and 35th overall to appear in 500 games for the team... posted his first three-point game of the season (2G, 1A) and was named first star Nov. 10 vs. CHI (4-0 W)... scored twice and added an assist Nov. 23 vs. NYR (4-0 W)... went 13-for-13 on faceoffs Dec. 1 at PIT (4-2 W)... recorded 45 points (17G, 28A) in 35 games from January 8 to March 27, going without a point in just six of those 35 games and never in consecutive games... recorded his first regular season hat trick and was named first star Jan. 15 at BOS (4-3 W)... set a new NHL outdoor record with 21 faceoff wins (21-for-26, 80.8 pct) in the Stadium Series game vs. Pittsburgh Feb. 23 (4-3 OTW)... scored the game-winning goal in overtime with 3.4 seconds remaining, the fourth-latest OT winner in franchise history, March 17 at PIT (2-1 OTW)... scored the deciding shootout goal and was named first star March 27 vs. TOR (5-4 SOW). **2017-2018:** Finalist for the Selke Trophy as the NHL's best defensive forward... Winner of the Pelle Lindbergh Memorial Trophy as most improved player (voted by teammates), the Yanick Dupre Class Guy Award (voted by the PHWA) and the Gene Hart Memorial Award (voted by the Flyers Fan Club)... doubled his previous career high in goals (15) and nearly doubled his previous highs in assists (28) and points (39)... surpassed his career high for points on January 6, needing only 41 games... recorded 21 multi-point games, including five three-point games and eight two-goal games, after only posting three two-goal games and three three-point games in his career prior to this season... finished with a plus-34 rating, the highest by a Flyer since Eric Lindros was plus-35 in 1998-99... posted three consecutive two-goal games from Jan. 6-13, becoming the first Flyer in four years to accomplish the feat... recorded his second career OT GWG Feb. 12 at CBJ... scored his 30th goal of the year on March 20, becoming the 32nd Flyer to record a 30-goal season and the 20th to do it at age 25 or younger... scored with 43 seconds left in regulation to force overtime March 25 at PIT. **2016-17:** Scored two goals Oct. 14 at LAK... Three-game scoring streak (1G, 2A) Nov. 5-11... Missed 16 games to injury Nov. 23 - Dec. 22... recorded two-point games (1G, 1A) Jan. 12 vs. VAN and Feb. 2 vs. MTL... recorded 2 assists Mar. 7 at BUF... posted 1G, 1A and eight SOG Mar. 15 vs. PIT... recorded 3A, and five SOG Mar. 19 vs. CAR... three-point game (1G, 2A) Mar. 30 vs. NYL... **2015-16:** Recorded a goal and two assists Dec. 1 at OTT... recorded a goal and an assist Dec. 15 vs. CAR... recorded two assists Dec. 27 at ANA... recorded three-game point streak (2G, 2A) Dec. 15-19... recorded three game goal/point streak (3G, 2A) Jan. 5-9... Had a four-game assist streak (4A) from Mar. 5 to Mar. 12... tallied two assists (0-2-2) in the team's 3-2 win over CHI on Mar. 16... notched a point in four straight games (1G, 3A) from Mar. 22 to Mar. 28... Reached 100 assists in the NHL on Apr. 3 at PIT. **2014-15:** Appeared in all 82 games for the second consecutive season... recorded his 100th career NHL point (assist) Dec. 29 at ARI... played 24:57 on Nov. 24 at NYI, the second-highest ice time in a single regular season game in his career... recorded first career power play goal Dec. 2 at SJS... recorded a goal and two assists for three points on Oct. 22 at Pittsburgh, his second career game of three or more points... had two six-game point streaks (Dec. 2-13 and Apr. 1-11), which tied career highs... had two four-game assist streaks (Dec. 3-11 and Apr. 1-7). **2013-14:** Appeared in all 82 games... led all NHL forwards in total shorthanded ice time (281:22) and tied for the league lead among forwards in average shorthanded ice time per game (3:25)... averaged 19:05 of ice time per game, an increase of more than three minutes over his 2012-13 average... scored three goals over the last four games of the season... Played a career-high 25:43 on Dec. 15 at WSH... Set a new career high with a four-point game (2G, 2A) on Dec. 4 at DET. **2012-13:** Posted assists in four consecutive games from Feb. 18-23... recorded his first career two-assist game at TOR on March 4... played his 100th career NHL game on March 7 vs. PIT. **2011-12: Playoffs:** Registered 4 points (3G, 1A) along with two PIM... Recorded his 1st hat trick on April 13 at PIT in Game 2 of the Eastern Conference Quarterfinals... **Regular Season:** Scored game-winner against NJD on March 13... Posted a 5-game goal-scoring streak Jan. 8-17 (5G, 1A), which marked the first time in franchise history that 2 rookies had posted 5-game goal-scoring streaks in the same season (Matt Read, Nov. 13-21)... Scored his 2nd short-handed goal of the season, also the game-winning goal, against MIN on Jan. 17th... Scored the GWG on Jan. 10 at CAR and on Jan. 12 at NYL... Missed 4 games (Dec. 19-27) after taking slapshot to the side of the head vs. BOS on Dec. 17... Recorded 2 goals vs. CBJ on Nov. 5... Recorded 1st NHL goal at OTT on Oct. 18... Recorded 1st NHL point, an assist, on Oct. 12 vs. VAN... Made his NHL debut on Oct. 6 at BOS as the first 18-year-old to make the Flyers opening night roster since



# 14 SEAN COUTURIER

defenseman Luca Sbisa did so in 2008... **2010-11:** Appeared in 58 games for Drummondville Voltigeurs (QMJHL)... Tied for 4th in QMJHL with 96 points (36G, 60A), hitting that number for the 2nd consecutive year... Named the league's Most Valuable Player, top 2011 Draft Prospect and was selected as a First-Team All-Star... Also finished 2nd in the league with a plus-55 rating... Was the youngest and only draft-eligible player on Team Canada at the 2011 World Junior Hockey Championships, winning a silver medal... **2009-10:** Played 68 games for Drummondville... Recorded 96 points (41G, 55A) to lead the QMJHL in scoring, becoming the first 17-year-old to do so since Sidney Crosby with Rimouski Oceanic in 2004-05... Also led the team with a plus-62 rating while often playing against the opposition's top players... **2008-09:** Appeared in 58 games for Drummondville... Recorded 31 points (9G, 22A)... Won a gold medal with Canada's Under-18 team at the 2009 Memorial of Ivan Hlinka tournament... **2007-08:** Played for the Notre Dame Hounds in 2007-08, winning the Saskatchewan Midget AAA championship alongside Jaden Schwartz (14th overall by St. Louis in 2010) and Brandon Gormley (13th overall by Phoenix in 2010)... **Personal:** Father Sylvain was drafted 65th overall by Los Angeles in 1986 and played 33 games with the Kings between 1988-89 and 1991-92.

## STATISTICAL CAREER HIGHS

	FLYERS	CAREER
MOST GOALS (GAME)	3 (1/16/19 vs. BOS)	3 (1/16/19 vs. BOS)
MOST ASSISTS (GAME)	3 (3/19/17 vs CAR)	3 (3/19/17 vs CAR)
MOST POINTS (GAME)	4 (vs. DET, 12/4/13)	5 (vs. PIT, 4/22/18)
MOST GOALS (SEASON)	33 (2018-19)	33 (2018-19)
MOST ASSISTS (SEASON)	45 (2017-18)	45 (2017-18)
MOST POINTS (SEASON)	76 (2017-18; 2018-19)	76 (2017-18; 2018-19)
LONGEST GOAL-SCORING STREAK	5 GAMES (1/8/12-1/17/12)	5 GAMES (1/8/12-1/17/12)
LONGEST ASSIST-SCORING STREAK	5 GAMES (3/12-3/20/18)	5 GAMES (3/12-3/20/18)
LONGEST POINT-SCORING STREAK	6 GAMES (SIX TIMES)	6 GAMES (SIX TIMES)

## CAREER RECORD

YEAR	TEAM	LEAGUE	REGULAR SEASON						PLAYOFFS					
			GP	G	A	PTS	PIM	GP	G	A	PTS	PIM	GP	PIM
2008-09	Drummondville	QMJHL	58	9	22	31	14	19	1	7	8	8		
2009-10	Drummondville	QMJHL	68	41	55	96	47	14	10	8	18	18		
2010-11	Drummondville	QMJHL	58	36	60	96	36	10	6	5	11	14		
2011-12	FLYERS	NHL	77	13	14	27	14	11	3	1	4	2		
2012-13	PHANTOMS	AHL	31	10	18	28	16	--	--	--	--	--		
	FLYERS	NHL	46	4	11	15	10	--	--	--	--	--		
2013-14	FLYERS	NHL	82	13	26	39	45	7	0	0	0	6		
2014-15	FLYERS	NHL	82	15	22	37	28	--	--	--	--	--		
2015-16	FLYERS	NHL	63	11	28	39	30	1	0	0	0	0		
2016-17	FLYERS	NHL	66	14	20	34	33	--	--	--	--	--		
2017-18	FLYERS	NHL	82	31	45	76	31	5	5	4	9	2		
2018-19	FLYERS	NHL	80	33	43	76	34	--	--	--	--	--		
2019-20	FLYERS	NHL	69	22	37	59	30	15	2	7	9	16		
<b>QMJHL TOTALS</b>			<b>184</b>	<b>86</b>	<b>137</b>	<b>223</b>	<b>97</b>	<b>43</b>	<b>17</b>	<b>20</b>	<b>37</b>	<b>40</b>		
<b>AHL TOTALS</b>			<b>31</b>	<b>10</b>	<b>18</b>	<b>28</b>	<b>16</b>	<b>--</b>	<b>--</b>	<b>--</b>	<b>--</b>	<b>--</b>		
<b>FLYERS/NHL TOTALS</b>			<b>647</b>	<b>156</b>	<b>246</b>	<b>402</b>	<b>255</b>	<b>39</b>	<b>10</b>	<b>12</b>	<b>22</b>	<b>26</b>		

## MISCELLANEOUS STATS

REGULAR SEASON													PLAYOFFS		
YEAR	TEAM	LEAGUE	PP	SH	GW	S	S%	+/-	TF	F%	MIN	PP	SH	GW	
2011-12	FLYERS	NHL	0	2	4	116	11.2	18	804	47	14:08	0	0	0	
2012-13	FLYERS	NHL	0	0	0	75	5.3	-8	553	43.9	15:53	--	--	--	
2013-14	FLYERS	NHL	0	1	2	165	7.9	1	1353	48.7	19:05	0	0	0	
2014-15	FLYERS	NHL	1	1	0	148	10.1	4	1321	48.4	18:23	--	--	--	
2015-16	FLYERS	NHL	2	0	1	119	9.2	8	1105	48.6	18:36	--	--	--	
2016-17	FLYERS	NHL	0	0	2	120	11.7	12	1066	55.1	18:27	--	--	--	
2017-18	FLYERS	NHL	7	0	6	227	13.7	34	1001	52.8	21:36	0	0	2	
2018-19	FLYERS	NHL	8	1	5	223	14.8	2	1323	57.1	22:08	--	--	--	
2019-20	FLYERS	NHL	4	0	4	185	11.9	21	910	59.7	19:50	0	0	0	
FLYERS/NHL TOTALS			22	5	24	1378	11.3	92	9436	51.5	18:51	0	0	2	





# 14 SEAN COUTURIER


## CAREER STATS VS. NHL

TEAM	GP	G	A	PTS	PIM	TEAM	GP	G	A	PTS	PIM
ANAHEIM	14	8	8	16	0	NASHVILLE	12	2	3	5	0
ARIZONA	16	4	10	14	8	NEW JERSEY	35	8	6	14	8
BOSTON	26	5	7	12	4	NY ISLANDERS	37	10	18	28	23
BUFFALO	23	4	11	15	8	NY RANGERS	34	6	15	21	0
CALGARY	14	4	5	9	2	OTTAWA	27	9	9	18	11
CAROLINA	37	10	16	26	20	PHILADELPHIA	0	0	0	0	0
CHICAGO	14	5	6	11	0	PITTSBURGH	37	6	17	23	12
COLORADO	13	1	8	9	15	SAN JOSE	15	2	3	5	7
COLUMBUS	30	9	10	19	16	ST. LOUIS	14	2	5	7	6
DALLAS	11	3	2	5	16	TAMPA BAY	25	5	10	15	8
DETROIT	21	7	11	18	9	TORONTO	26	4	11	15	4
EDMONTON	11	2	4	6	2	VANCOUVER	14	4	4	8	12
FLORIDA	27	5	6	11	6	VEGAS	6	3	5	8	4
LOS ANGELES	15	3	4	7	0	WASHINGTON	33	8	15	23	20
MINNESOTA	14	5	2	7	4	WINNIPEG	19	5	3	8	10
MONTREAL	27	7	12	19	20						

### - NHL TOTALS -

GP	G	A	PTS	PIM
647	156	246	402	255





# 37 BRIAN ELLIOTT

– GOALIE –

EHL-lee-awt, BRIGH-uhn

**BIRTHDATE:** April 9, 1985 | **BIRTHPLACE:** Newmarket, Ontario

**HEIGHT:** 6'2" | **WEIGHT:** 216 | **CATCHES:** Left | **SEASON:** 16th NHL, 4th FLYERS

**ACQUIRED:** Free Agent: Signed July 1, 2017

## 2019-20

Went 7-1-2 with a 2.67 GAA and .917 save percentage over a 12-game stretch from Oct. 21 – Nov. 30... was 7-2-1 with a 2.33 GAA, .908 save percentage and two shutouts over his final 10 appearances from Jan. 15 – March 4... second of the two shutouts was the 40th of his career, Feb. 3 vs. DET... played his 100th game as a Flyer Feb. 28 vs. NYR... went 1-1 in three playoff appearances.

## CAREER

**2018-19:** Won four consecutive games from Oct. 30 to Nov. 10... picked up an assist on Robert Hägg's 187 foot empty-net goal on Nov. 1 at LAK... recorded a 33-save shutout Nov. 10 vs. CHI... missed 40 games from Nov. 15 to Feb. 19 with a lower-body injury... made 40 saves to backstop the Flyers' 3-2 win over PIT in the 2019 Stadium Series game at Lincoln Financial Field on Feb. 23... that win was part of a three-game winning streak through March 30. **2017-18:** Made his Flyers debut Oct. 4 at SJS, stopping 32 shots in a 5-3 win... made a career-high 47 saves at PIT on Nov. 27... recorded his 200th career win Dec. 7 at VAN... started 15 consecutive games from Dec. 2 – Jan. 4... played his 400th career game Dec. 22 at BUF... recorded his first point as a Flyer with an assist Feb. 8 vs. MTL. **2016-17:** Played in 49 games for Calgary... Recorded 26 wins on the season... Posted an 11-game win streak from Feb. 21-Mar. 19, tying a career best... streak included two consecutive shutouts, Mar. 9 vs. MTL (24 saves) and Mar. 11 at WPG (31 saves)... went 15-5-1 with a 2.16 GAA and a .927 save percentage over his final 21 games of the season from Feb. 15 – Apr. 8... **2015-16:** Posted a 9-9 record with a 2.44 goals against average, a .921 save percentage and one shutout in the playoffs to help the Blues to the Western Conference Final... Finished the regular season with the best SV% (.930) and the second-best GAA (2.07) among qualified goalies in the NHL... Won 28 games (including four shutouts) during the year to help the Blues to a 49-24-9 record and 107 points, a total that was second in the West and third in the NHL... Had a career best 11-game winning streak from Feb. 12 – Apr. 7, including three straight shutouts from Mar. 19 – 25. In those 11 games, he allowed just 13 goals to record a 1.17 GAA and he stopped 276 of 289 shots which was good for a .955 SV%... Started a career-high 18 straight games between Jan. 9 – Feb. 22 Set career highs with 49 shots faced and 46 saves to earn his 150th career win on Jan. 16 vs. MTL... Appeared in his 300th career game on Jan. 14 vs. CAR... **2014-15:** Posted 21st shutout as a Blue... won 26 games for the Blues, second-most wins of his career... Ranked 9th overall in GAA (2.26) and 21st overall in SV% (.917)... **2013-14:** Ranked 2nd overall in GAA (1.96), 11th overall in SV% (.922), and 11th in shutouts (4)... Named NHL's second star of the week Jan. 5th, 2014... **2012-13:** Led Blues goaltenders with 24 games played, 14 wins, SV% (.907)... Recorded 11 wins in April 2013 alone... Set new Blues record with 3 consecutive road wins by shutout (Apr. 7 vs. DET, Apr. 9 vs. NSH, Apr. 11 vs. MIN)... **2011-12:** Set single-season record for shutouts (9), GAA (1.56) and SV% (.940)... Record setting season saw him and teammate Jaroslav Halak earn the William M. Jennings trophy as they combined a 1.78 GAA... Tied modern day NHL record with Halak for goaltending tandem with combined shutouts (15)... **2010-11:** Played in 55 total games between OTT and COL... **2009-10:** Ended season tied for seventh in league for shutouts (5)... Recorded career-high 29 wins on the season... **2008-09:** Set OTT franchise record for rookie goaltender with 8 consecutive wins from Mar. 5-12... Recorded first shutout Mar. 29 vs. TBL... **2007-08:** Played in first NHL game Oct. 10 vs. ATL... Also recorded first win Oct. 10 vs. ATL... **2006-07:** Finished career at Wisconsin with records in GAA (1.78), SV% (.931), and shutouts (16)... **2005-06:** Captured NCAA championship at Wisconsin... Finalist for the Hobey Baker Award... NCAA West First Team All-American... Named to NCAA Championship All-Tournament Team.



# 37 BRIAN ELLIOTT

## CAREER RECORD

YEAR	TEAM	LEAGUE	GP	REGULAR SEASON							PLAYOFFS						
				Min	GA	SO	GAA	W	L	OT	GP	Min	GA	SO	GAA	W	L
2003-04	Wisconsin	WCHA	6	336	12	0	2.14	3	3	0	--	--	--	--	--	--	--
2004-05	Wisconsin	WCHA	9	467	9	3	1.16	6	2	1	--	--	--	--	--	--	--
2005-06	Wisconsin	WCHA	33	2,008	52	8	1.55	25	5	3	--	--	--	--	--	--	--
2006-07	Wisconsin	WCHA	36	2,053	72	5	2.10	15	17	2	--	--	--	--	--	--	--
2007-08	Binghamton	AHL	8	425	30	0	4.24	3	4	0	--	--	--	--	--	--	--
	Ottawa	NHL	1	60	1	0	1.01	1	0	0	--	--	--	--	--	--	--
2008-09	Binghamton	AHL	44	2,394	112	2	2.81	18	19	1	--	--	--	--	--	--	--
	Ottawa	NHL	31	1,667	77	1	2.77	16	8	3	--	--	--	--	--	--	--
2009-10	Binghamton	AHL	30	1,691	65	2	2.31	18	8	1	--	--	--	--	--	--	--
	Ottawa	NHL	55	3,038	130	5	2.57	29	18	4	4	203	14	0	4.14	1	2
2010-11	Ottawa	NHL	43	2,293	122	3	3.19	13	19	8	--	--	--	--	--	--	--
	Colorado	NHL	12	690	44	0	3.83	2	8	1	--	--	--	--	--	--	--
2011-12	St. Louis	NHL	38	2,235	58	9	1.56	23	10	4	8	455	18	0	2.38	3	4
2012-13	St. Louis	NHL	24	1,292	49	3	2.28	14	8	1	6	378	12	0	1.90	2	4
	Peoria	AHL	2	119	3	1	1.51	1	1	0	--	--	--	--	--	--	--
2013-14	St. Louis	NHL	31	1,624	53	4	1.96	18	6	2	--	--	--	--	--	--	--
2014-15	St. Louis	NHL	46	2,546	96	5	2.26	26	14	3	1	26	1	0	2.29	0	0
2015-16	St. Louis	NHL	42	2,261	78	4	2.07	23	8	6	18	1,058	43	1	2.44	9	9
2016-17	Calgary	NHL	49	2,844	121	2	2.55	26	18	3	4	185	12	0	3.88	0	3
2017-18	FLYERS	NHL	43	2,522	112	1	2.66	23	11	7	4	177	14	0	4.74	1	3
2018-19	FLYERS	NHL	26	1,397	69	1	2.96	11	11	1	--	--	--	--	--	--	--
2019-20	FLYERS	NHL	31	1,674	80	2	2.87	16	7	4	3	140	5	0	2.15	1	1
NHL TOTALS			471	26,143	1,090	40	2.50	241	146	47	48	2,622	119	1	2.72	17	26
FLYERS TOTALS			100	5,593	261	4	2.80	50	29	12	7	317	19	0	3.59	2	4

## STATISTICAL CAREER HIGHS

	FLYERS	CAREER
WINS (SEASON)	23 (2017-18)	29 (2009-10)
SHUTOUTS (SEASON)	1 (2017-18)	9 (2011-12)







# 37 BRIAN ELLIOTT


## CAREER STATS VS. NHL

TEAM	GP	W-L-OT	SO	GA	GAA	SV%	TEAM	GP	W-L-OT	SO	GA	GAA	SV%
ANAHEIM	16	4-8-3	0	48	3.07	.886	NASHVILLE	13	8-5-0	3	31	2.56	.911
ARIZONA	17	10-3-1	2	34	2.16	.916	NEW JERSEY	12	6-6-0	1	29	2.78	.889
BOSTON	15	3-8-3	1	42	3.08	.891	NY ISLANDERS	19	8-2-7	0	48	2.64	.911
BUFFALO	17	13-2-2	2	30	1.82	.939	NY RANGERS	12	3-8-1	1	33	2.98	.891
CALGARY	15	9-4-1	2	28	1.97	.927	OTTAWA	9	6-0-2	0	19	2.16	.924
CAROLINA	19	10-6-1	0	48	2.77	.902	PHILADELPHIA	11	7-4-0	3	22	2.10	.931
CHICAGO	22	10-9-1	1	45	2.21	.923	PITTSBURGH	17	9-4-3	2	47	3.03	.910
COLORADO	15	9-4-2	1	34	2.29	.907	SAN JOSE	15	7-5-1	2	38	3.03	.910
COLUMBUS	15	9-3-3	0	37	2.51	.911	ST. LOUIS	8	6-2-0	0	21	2.90	.900
DALLAS	14	8-5-0	0	31	2.48	.912	TAMPA BAY	13	8-2-1	2	24	1.96	.928
DETROIT	16	8-6-2	2	34	2.21	.921	TORONTO	20	9-7-2	2	51	2.84	.906
EDMONTON	19	11-6-1	1	45	2.52	.900	VANCOUVER	19	8-7-2	3	32	1.83	.925
FLORIDA	13	6-4-0	1	27	2.47	.916	VEGAS	3	2-1-0	0	5	1.69	.938
LOS ANGELES	19	7-8-2	3	42	2.45	.916	WASHINGTON	19	10-7-0	0	53	3.09	.895
MINNESOTA	15	9-4-0	2	24	1.91	.921	WINNIPEG	19	10-3-5	1	48	2.61	.907
MONTREAL	16	8-3-1	2	40	2.88	.912							

## - NHL TOTALS -

GP	W-L-OT	SO	GA	GAA	SV%
472	241-146-47	40	1090	2.50	.912





# 86 JOEL FARABEE

- LEFT WING -

FAIR-uh-bee, JOHL

**BIRTHDATE:** February 25, 2000 | **BIRTHPLACE:** Cicero, New York

**HEIGHT:** 6'0" | **WEIGHT:** 171 | **SHOOTS:** Left | **SEASON:** 2nd NHL, 2nd FLYERS

**ACQUIRED:** Draft-1st round (14th overall) in 2018

## 2019-20

Started his first professional season with the Flyers' AHL affiliate, the Lehigh Valley Phantoms... scored a goal in each of his first three AHL games, Oct. 11-18, and added an assist Oct. 19... recalled by the Flyers Oct. 20 and made his NHL debut Oct. 21 vs. VGK... recorded his first NHL point with an assist Oct. 24 at CHI... scored his first NHL goal Nov. 1 at NJD and followed up with another one two games later on Nov. 5 vs. CAR... put down a four-game scoring streak (1G, 3A) Nov. 27 - Dec. 3, part of a larger run of a goal and five assists over eight games Nov. 23 - Dec. 7... played a season-high 18:21 Dec. 14 at MIN... scored in consecutive games Jan. 16-18 and added assists in the next two around the All-Star break Jan. 21 & 31 before picking up his first career multi-goal game with 2G, including his first GWG, Feb. 1 vs. COL, giving him a five-game scoring streak (4G, 2A)... posted two assists Feb. 18 vs. CBJ... loaned to Lehigh Valley Feb. 24 and appeared in one game before returning Feb. 29... scored his final goal of the year March 7 vs. BUF... appeared in 12 playoff games... posted his first two playoff points (1G, 1A) Aug. 8 vs. TBL... scored the GWG Aug. 12 vs. MTL (Gm 1).

## CAREER

**2018-19:** Posted 17 goals and 19 assists in 37 games for Boston University before missing the final game due to injury... Led the team in goals (17), points (36), game-winning goals (5), shorthand goals (3) and tied for 1st in power play goals (5)... ranked 2nd on the team in assists (19)... awarded the Tim Taylor Award, for the NCAA Top Collegiate Rookie... among all NCAA rookies, tied for 2nd in goals (17) and finished 3rd in points (36)... named New England Rookie of the Year... became the 10th Terrier to receive Hockey East Rookie of the Year honors... selected to Hockey East All-Rookie Team... awarded three-times Hockey East Rookie of the Week (1/14, 1/28, 3/18)... named as runner-up for Hockey East Rookie of the Month in February... recorded nine multi-point games during the season... registered three three-point games... posted the game-winning goal and two assists in a 5-2 win on Jan. 11 vs UNH... tallied a goal and two assists on Feb. 1... recorded three assists on Feb. 7 vs. UMass Lowell... registered five points (4G, 1A) in the Hockey East quarterfinal series... awarded eight-times the Hockey East Top Performer... recorded three goals and two assists in seven games for Team USA in the Under-20 World Junior Championship... helped Team USA earn a silver medal.

**2017-18:** Posted 33 goals and 43 assists in 62 games for the US Under-18 team... Finished second in goals (33), assists (43) and points (76)... posted 15 goals and 25 assists in 26 games for the US Under-18 team playing the USHL teams... led the team to a first-place finish at the 2018 U-18 Five Nations Tournament, registered 2 goals in 15 shots in four games... recorded four goals and four assists in seven games at the Under-18 World Championship... earned a silver medal for Team USA... awarded the U18 WJC Top 3 Player on the Team.

**2016-17:** Posted 17 goals and 14 assists in 31 games for the US National U17 team... appeared in 22 games for the US National U18 team, registering eight goals and 11 assists... helped lead the US National U17 team to a fifth-place finish at 2016 World U-17 Challenge, registering four goals and two assists in six games... won a gold medal for Team USA at the Under-18 World Championship... recorded three goals and three assists in seven games, including two goals in the gold medal game.

**2015-16:** Recorded 19 goals and 30 assists in 27 games for the Selects Hockey Academy U16... played in 3 playoff games for the Selects Hockey Academy U16, registering five goals and five assists... helped win the USPHL Championship... awarded USPHL U16 Forward of the Year... awarded SPHL U16 Most Valuable Player.



# 86 JOEL FARABEE

## STATISTICAL CAREER HIGHS

	FLYERS	CAREER
MOST GOALS (GAME)	2 (2/1/20 vs. COL)	2 (2/1/20 vs. COL)
MOST ASSISTS (GAME)	2 (2/18/20 vs. CBJ)	2 (2/18/20 vs. CBJ)
MOST POINTS (GAME)	2 (2 TIMES)	2 (2 TIMES)
MOST GOALS (SEASON)	8 (2019-20)	8 (2019-20)
MOST ASSISTS (SEASON)	13 (2019-20)	13 (2019-20)
MOST POINTS (SEASON)	21 (2019-20)	21 (2019-20)
LONGEST GOAL-SCORING STREAK	2 GAMES (1/16-1/18/20)	2 GAMES (1/16-1/18/20)
LONGEST ASSIST-SCORING STREAK	2 GAMES (1/21-1/31/20)	2 GAMES (1/21-1/31/20)
LONGEST POINT-SCORING STREAK	5 GAMES (1/16-2/1/20)	5 GAMES (1/16-2/1/20)

## CAREER RECORD

YEAR	TEAM	LEAGUE	REGULAR SEASON					PLAYOFFS				
			GP	G	A	PTS	PIM	GP	G	A	PTS	PIM
2016-17	USNDP-18	USHL	10	4	5	9	4	--	--	--	--	--
2017-18	USNDP-18	USHL	26	15	25	40	18	--	--	--	--	--
2017-18	USNDP-18	Exhibition	36	18	18	36	26	--	--	--	--	--
2018-19	Boston Univ.	H-East	37	17	19	36	57	--	--	--	--	--
2019-20	PHANTOMS	AHL	5	3	1	4	2	--	--	--	--	--
2019-20	FLYERS	NHL	52	8	13	21	39	12	3	2	5	4
USNDP TOTALS			72	37	48	85	48	--	--	--	--	--
AHL TOTALS			5	3	1	4	2	--	--	--	--	--
NHL TOTALS			52	8	13	21	39	12	3	2	5	4

## MISCELLANEOUS STATS

YEAR	TEAM	LEAGUE	REGULAR SEASON										PLAYOFFS		
			PP	SH	GW	S	S%	+/-	TF	F%	MIN		PP	SH	GW
2019-20	FLYERS	NHL	1	0	1	81	9.9	6	10	30.0	14:06		1	0	1
FLYERS/NHL TOTALS			1	0	1	81	9.9	6	10	30.0	14:06		1	0	1





# 86 JOEL FARABEE


## CAREER STATS VS. NHL

TEAM	GP	G	A	PTS	PIM	TEAM	GP	G	A	PTS	PIM
ANAHEIM	1	0	0	0	0	NASHVILLE	0	0	0	0	0
ARIZONA	2	0	0	0	0	NEW JERSEY	1	1	0	1	0
BOSTON	3	0	0	0	4	NY ISLANDERS	3	0	1	1	0
BUFFALO	1	1	0	1	0	NY RANGERS	1	0	1	1	0
CALGARY	1	0	1	1	2	OTTAWA	2	0	1	1	5
CAROLINA	4	1	0	1	4	PHILADELPHIA	0	0	0	0	0
CHICAGO	1	0	1	1	0	PITTSBURGH	3	0	2	2	2
COLORADO	2	2	0	2	0	SAN JOSE	1	0	0	0	0
COLUMBUS	4	0	3	3	0	ST. LOUIS	0	0	0	0	0
DALLAS	0	0	0	0	0	TAMPA BAY	2	0	0	0	0
DETROIT	2	0	1	1	0	TORONTO	3	1	1	2	2
EDMONTON	0	0	0	0	0	VANCOUVER	1	0	0	0	0
FLORIDA	2	0	0	0	0	VEGAS	2	0	0	0	0
LOS ANGELES	2	1	0	1	0	WASHINGTON	2	0	0	0	0
MINNESOTA	1	0	0	0	5	WINNIPEG	2	0	0	0	15
MONTREAL	3	1	1	2	0						

### - NHL TOTALS -

GP	G	A	PTS	PIM
52	8	13	21	39





# 48 MORGAN FROST

- CENTER -

FRAWST, MORE-gihn

**BIRTHDATE:** May 4, 1999 | **BIRTHPLACE:** Aurora, Ontario

**HEIGHT:** 6'0" | **WEIGHT:** 180 | **SHOOTS:** Left | **SEASON:** 2nd NHL, 2nd FLYERS

**ACQUIRED:** Draft-1st round (27th overall) in 2017

## 2019-20

Split his first professional season between the Flyers and their AHL affiliate, the Lehigh Valley Phantoms... made his pro debut Oct. 5 vs. Providence... first pro points came in a three-assist night on Oct. 18 vs. Binghamton... scored his first pro goal the next night vs. Springfield... games started off a seven-game scoring streak (4G, 5A) from Oct. 18 - Nov. 3... added two assists Nov. 9 vs. Hershey and a goal the next night at Hershey... recalled by the Flyers Nov. 18 and made his NHL debut Nov. 19 at FLA, scoring his first NHL goal... recorded his first NHL multi-point game two days later with 1G, 1A at CAR... stayed with the Flyers six weeks, adding four more assists, before returning to Lehigh Valley Dec. 29... scored twice Jan. 15 vs. Syracuse... laid down a four-game scoring streak (3G, 2A) Feb. 1-19... represented the Phantoms at the 2020 AHL All-Star Classic... recalled by the Flyers Feb. 7 and appeared in two games before returning to Lehigh Valley Feb. 14... put up a three-point game (2G, 1A) March 6 vs Binghamton... joined the Flyers in the Toronto playoff bubble but did not appear in a game.

## CAREER

**2018-19:** Appeared in 58 games for Sault Ste. Marie, registering 37 goals and 72 assists... almost matched his points total with playing nine fewer games from the year before... played in his 200th career regular season game on Sept. 19 at SAG... named Assistant Captain of the Hounds on Oct. 11... selected to represent Team OHL at 2018 Canada/Russia Series... recorded a single game career-high (5 points) on Nov. 24 at OS... named the OHL 'On the Run' Player of the Week, week ending Nov. 25 after posting two goals and seven assists in three games... selected as a member of Team Canada at the 2019 IIHF World Junior Hockey Championship... registered four goals and four assist in five games for Team Canada... recorded three goals and two assists and was named Player of the Game in Canada's 14-0 win over Denmark in WJC opening game... scored his first-career OHL hat trick, as part of a five goal night on Jan. 20 at SBY... named CHL/OHL Player of the week for week ending Jan. 20 after scoring seven goals and three assists in three games... scored his 100th career regular season goal in career game #238 on Jan. 26 vs. PBO... skated in his 250th career regular season game on Feb. 22 at KIT and recorded his 300th career regular season point... Recipient of the team's Rock 101 Trophy (Regular Season MVP) and Top Scorer Award at their awards banquet. **2017-18:** Registered 42 goals and 70 assists in 67 games for Sault Ste. Marie, almost doubling his points from the previous season and averaging about 1.67 points per game... recorded 39 multi-point games through the season... opened the season with two assists in the first game on Sept. 23 vs. OSH... posted his first goal of the season on Sept. 24 vs. LDN... went on a five-game point streak (3G, 6A) from Oct. 11 to Oct. 20, including his first three-point (1G, 2A) game this season... registered at least one point in seven out of eight games (7G, 7A) from Oct. 27 to Nov. 16... went on a 20-game point streak (16G, 27A), including 3 four-point games and 2 three-point games, from Nov. 22 to Jan. 13... went on a nine-game point streak (5G, 12A) from Jan. 20 to Feb. 10... in the last 15 games of the season, tallied at least one point in 13 games (10G, 14A)... named to the 1st OHL All-Star Team... named OHL 'On the Run' Player of the Week for week ending May 6 after posting 3g, 4a in 7gp... Recipient of the Hounds "Regular Season MVP", "Top Scorer" and "Red Star Three Star" awards at their Annual Awards banquet... voted Western Conference Smartest Player and Best Playmaker in OHL Coaches Poll... named OHL Player of the Month for December 2017 (8g, 20a, 20pts in 10gp)... named OHL "On the Run" Player of the Week and CHL Player of the Week, week ending December 17 after leading the league with eight points in three games including four goals and four assists with a plus-minus rating of plus-9... named to Team OHL for the 2017 CIBC Canada/Russia Series (Sudbury). **2016-17:** Recorded 20 goals and 42 assists in 67 games for Sault Ste. Marie in his second season with the club, which ranked him fourth on the team in overall scoring... improved 35 points from his rookie season... helped the Greyhounds to a 48-16-3-1 record and a first-place finish in the West Division, ranking fourth on the team in scoring... added eight points (2G, 6A) in 11 playoff games, which finished third on the team in scoring. **2015-16:** Recorded his 1st career OHL goal/point on October 9, 2015 vs SAG ... made his OHL debut on Sept. 25 vs WSR. **2014-15:** Recorded 1 goal and 7 assists in 5 games played for Team OMHA Navy at 2015 U16 OHL Gold Cup... originally selected in the 4th Round of the 2015 OHL Priority Selection... appeared in 30 regular season games with the Barrie Jr. Colts where he had 30 goals and 25 assists (50 points).





# 48 MORGAN FROST

## STATISTICAL CAREER HIGHS

	FLYERS	CAREER
MOST GOALS (GAME)	1 (2 TIMES)	1 (2 TIMES)
MOST ASSISTS (GAME)	1 (5 TIMES)	1 (5 TIMES)
MOST POINTS (GAME)	2 (11/21/19 vs. CAR)	2 (11/21/19 vs. CAR)
MOST GOALS (SEASON)	2 (2019-20)	2 (2019-20)
MOST ASSISTS (SEASON)	5 (2019-20)	5 (2019-20)
MOST POINTS (SEASON)	7 (2019-20)	7 (2019-20)
LONGEST GOAL-SCORING STREAK	2 GAMES (11/19-11/21/19)	2 GAMES (11/19-11/21/19)
LONGEST ASSIST-SCORING STREAK	N/A	N/A
LONGEST POINT-SCORING STREAK	2 GAMES (11/19-11/21/19)	2 GAMES (11/19-11/21/19)


## CAREER RECORD

CAREER RECORD			REGULAR SEASON					PLAYOFFS				
YEAR	TEAM	LEAGUE	GP	G	A	PTS	PIM	GP	G	A	PTS	PIM
2015-16	Sault Ste. Marie	OHL	65	7	20	27	12	12	1	2	3	0
2016-17	Sault Ste. Marie	OHL	67	20	42	62	36	11	2	6	8	4
2017-18	Sault Ste. Marie	OHL	67	42	70	112	56	24	10	19	29	26
2018-19	Sault Ste. Marie	OHL	58	37	72	109	45	11	7	11	18	4
2019-20	PHANTOMS	AHL	41	13	16	29	20	--	--	--	--	--
	FLYERS	NHL	20	2	5	7	4	--	--	--	--	--
OHL TOTALS			257	106	204	310	149	58	20	38	58	34
AHL TOTALS			41	13	16	29	20	0	0	0	0	0
NHL TOTALS			20	2	5	7	4	0	0	0	0	0

## MISCELLANEOUS STATS

REGULAR SEASON												PLAYOFFS		
YEAR	TEAM	LEAGUE	PP	SH	GW	S	S%	+/-	TF	F%	MIN	PP	SH	GW
2019-20	FLYERS	NHL	0	1	0	31	6.5	-3	93	47.3	13:41	0	0	0
FLYERS/NHL TOTALS			0	1	0	31	6.5	-3	93	47.3	13:41	0	0	0





# 48 MORGAN FROST


## CAREER STATS VS. NHL

TEAM	GP	G	A	PTS	PIM	TEAM	GP	G	A	PTS	PIM
ANAHEIM	1	0	1	1	0	NASHVILLE	0	0	0	0	0
ARIZONA	1	0	0	0	0	NEW JERSEY	0	0	0	0	0
BOSTON	0	0	0	0	0	NY ISLANDERS	0	0	0	0	0
BUFFALO	1	0	0	0	2	NY RANGERS	1	0	0	0	0
CALGARY	1	0	0	0	0	OTTAWA	2	0	2	2	0
CAROLINA	1	1	1	2	0	PHILADELPHIA	0	0	0	0	0
CHICAGO	0	0	0	0	0	PITTSBURGH	0	0	0	0	0
COLORADO	1	0	0	0	0	SAN JOSE	1	0	0	0	0
COLUMBUS	1	0	0	0	0	ST. LOUIS	0	0	0	0	0
DALLAS	0	0	0	0	0	TAMPA BAY	0	0	0	0	0
DETROIT	1	0	0	0	0	TORONTO	1	0	0	0	0
EDMONTON	0	0	0	0	0	VANCOUVER	1	0	0	0	0
FLORIDA	2	1	0	1	0	VEGAS	0	0	0	0	0
LOS ANGELES	0	0	0	0	0	WASHINGTON	1	0	0	0	0
MINNESOTA	1	0	1	1	0	WINNIPEG	1	0	0	0	2
MONTREAL	1	0	0	0	0						

### - NHL TOTALS -

GP	G	A	PTS	PIM
20	2	5	7	4





# 28

# CLAUDE GIROUX

**CENTER**

zhiih-ROO, KLOHD

**BIRTHDATE:** January 12, 1988 **BIRTHPLACE:** Hearst, Ontario

**HEIGHT:** 5'11" **WEIGHT:** 192 **SHOOTS:** Right **SEASON:** 14th NHL, 14th Flyers

**ACQUIRED:** Draft – 1st Round (22nd overall) in 2006

## 2019-20

Completed his ninth season as captain... appeared in all games for the fourth consecutive season and the eighth season of his career... appeared in all 16 playoff games, recording a goal and seven assists... went 58.1 pct on faceoffs in the postseason... ended the regular season with a consecutive-games-played streak of 315, which was tied with Ivan Provorov for the ninth-longest active streak in the NHL at the conclusion of the 2019-20 season, spanning all games from the start of the 2015-16 season... finished fourth in the NHL in overall faceoff percentage at 59.0 pct (min. 50 faceoffs) while leading the league in both defensive zone FO% (65.8) and shorthanded FO% (60.0, min. 50 FOs)... recorded 13 multi-point games and three multi-goal games... posted a season-high four points, which was his 11th career game of four or more points, Nov. 21 at CAR (2-2-4)... other two multi-goal games came eight days apart, Feb. 28 at NYR and Mar. 7 vs. BUF... posted his 800th career point Feb. 8 at WSH... recorded his 235th career power play assist Feb. 18 vs. CBJ, surpassing the franchise record for power play assists previously held by Bobby Clarke... posted a seven-game scoring streak (4-8-12) from Feb. 8-20, which was the eighth streak of his career of seven or more games.

## CAREER

**2018-19:** Recorded 85 points, the fourth-highest total of his career, and 63 assists, the third-highest in his career... was 57.9 percent on faceoffs (674 for 1164), which ranked second in the NHL among 49 players who took at least 1000 faceoffs on the season and was the second-best full-season percentage of his career... appeared in all 82 games for the third consecutive season... over the course of the season, moved to third in franchise history in games played (820), second in assists (526) fourth in points (762) and second in both power play assists (223) and power play points (296)... completed the season with 535 games of service as captain, second in franchise history only to Bobby Clarke's 695... recorded six games of three points or more on the season... represented the Flyers at the 2019 NHL All-Star Weekend in San Jose, his sixth career All-Star appearance... scored twice and was named first star Oct. 16 vs. FLA (6-5 SOW)... scored twice, added an assist and was named first star Nov. 5 at ARI (5-2 W)... recorded his 10th career game of four or more points (1G, 3A) and was named first star Dec. 8 at BUF (6-2 W)... scored the game-winning goal 1:59 in overtime in the 2019 Stadium Series game vs. PIT at Lincoln Financial Field on Feb. 23 (4-3 OTW)... the game was the 800th of his career, making him the third Flyer to appear in that many games for the franchise along with Bobby Clarke and Bill Barber... registered a seven-game point streak (3G, 9A) from Feb. 23 to March 9. **2017-18:** Won his franchise-record fifth Bobby Clarke Trophy as Flyers MVP... finished second in the NHL in scoring, becoming just the third Flyer to do so (Bobby Clarke 2x, Eric Lindros)... established new career highs in all scoring categories and became the sixth Flyer to record a 100-point season... moved from 10th place to 5th place on the Flyers All Time Scoring List, passing Rod Brind'Amour, Mark Recchi, John LeClair, Tim Kerr and Eric Lindros... 68 assists ties for fourth-highest single-season total in Flyers history... represented the Flyers at the 2018 NHL All-Star Weekend in Tampa... his fifth career All-Star appearance and third in the last four years... posted scoring streaks of five games (Nov. 21-28, 2-5-7), seven games (Dec. 16-29, 0-12-12), eight games (March 1-15, 4-5-9) and 10 games to end the season (8-11-19)... had multiple-point games in 29 of the 82 games, including the last four of the season... posted a four-point game (2G, 2A) Oct. 14 vs. WSH and nine other three-point games, four of which were three-assist games... posted one other two-goal game April 1 vs. BOS... scored Philadelphia's first goal of the season Oct. 4 at SJS... recorded his 400th career assist Oct. 17 vs. FLA, becoming just the fourth Flyer to reach the milestone... Recorded his 600th career point Nov. 24 vs. NYI, becoming the 10th Flyer to reach the milestone... played his 700th career game Jan. 16 at NYR, becoming the 10th player in Flyers history to play 700 games for the team... scored his 200th career goal Feb. 18 at NYR, becoming the 14th player in team history to score 200 or more goals for the team... recorded a goal and an assist and went 16-for-19 on faceoffs, including a perfect 14 for his first 14, Feb. 22 vs. CBJ... recorded consecutive 3-assist games March 20 & 22... recorded his first career regular-season hat trick on April 7 vs. NYR. **2016-17:** Finished among the top 50 in the NHL in scoring for the seventh consecutive season... ranked 4th in the NHL with 31 power play points (5G, 26A); 10th in faceoff percentage (55.9); 4th in total faceoffs taken (1,748) and in faceoff wins (977)... recorded three GWG (12/1 at OTT, 1/22 at NYI, 3/7 at BUF)... Went 14-for-19 (74 pct) on faceoffs Oct. 15 at ARI... recorded three assists Oct. 18 at CHI, his first such game since April 2012... set a new career high with a 10-game scoring streak (2G, 11A) Oct. 15 – Nov. 2... recorded his 18th career two-goal game and 8th career OT GWG, Dec. 1 at OTT... 19th career 2G game (2G, 1A) Dec. 8 vs. EDM... assists in six of seven games (7A), including four over a three-game streak, Jan. 1-14. 2A Feb. 28 vs. COL, Mar. 21 at WPG, & Mar. 26 at PIT... recorded 395th career assist April 8 vs. CBJ, tying Mark Recchi for fourth place on the Flyers All-Time List... **2015-16:** Took his first career penalty shot attempt Oct. 8 at TBL (miss)... went 71 pct (15-for-21) on draws Oct. 12 vs. FLA... was 70 pct (19-for-27) Nov. 2 at VAN... recorded 31st career game of at least three points Nov. 23 vs. CAR (1G, 2A). The goal was just his fifth career SHG... was 86 pct (24 for 28) on draws Nov. 17 vs. LAK... posted 32nd career three-point game (1G, 2A) Dec. 10 at STL... 70 pct (14 for 20) Nov. 25 at NYI... 33rd career 3+ point game Jan. 13 vs. BOS (3A)... represented the Flyers at the 2016 NHL All-Star Weekend... 34th career 3+ point game (2G, 1A) Feb. 6 at NSH... Led the team in assists and points (22-45=67)... led the team in points per game with 0.86... won 57.5 percent of faceoffs... scored two goals (2-1-0), including the game winner, on Feb. 4 in the team's 6-3 win over NSH... tallied four assists (0-4=4) in a 5-3 win vs. CGY on Feb. 29... Had a three-game goal streak (3-0=3) with one game-winner from Mar. 21 to Mar. 24... Scored the game-winning goal in overtime on Mar. 28 vs. WPG... His goal in the team's Feb. 27 loss to ARI was his 500th career point... Won the Bobby Clarke Award as MVP of the team (4th time overall) 4th time in last six years. **2014-15:** Appeared in 81 games... Ranked 3rd in the NHL in power play goals (14), 9th in assists (48), 10th in points (73)... ranked 2nd on the team in scoring with 73 points (25G, 48A)... recorded four two-goal games on the season... ascended to 16th place on the Flyers All Time Scoring List, a jump of four spots... took the second-most faceoffs in the NHL (1878) and won 56.6 percent of them, the second-best winning percentage in



# 28 CLAUDE GIROUX

the league among the 32 players who took 1200 or more faceoffs... represented the Flyers at the 2015 Bridgestone NHL All-Star Weekend... recorded a four-point night (2G, 2A) in a 7-4 win at TOR... did not play in a 5-2 loss at New Jersey, snapping a streak of 168 consecutive regular season games played... was the first regular season game he'd missed since April 7, 2012 and just the sixth game he'd missed since the start of the 2009-10 season... Went 23-for-28 (82 percent) in the faceoff circle, including 10-for-10 in the first period, on Nov. 22 vs. CBJ, becoming the first Flyer since 2005 (Michal Handzus) to win 23 or more faceoffs in a game... Recorded a five-game scoring streak Nov. 4-15 (3-5-8)... Recorded his fourth career regular-season overtime game-winning goal 2:49 into overtime in a 6-5 win at Dallas on Oct. 18... Reached 300 assists in NHL and as a Flyer Mar. 3 vs. CGY... Recorded 400th point in NHL and as a Flyer Nov. 22 vs. CBJ... Reached 200 PIM in NHL and as a Flyer Dec. 27 @ NSH... Recorded a 6 game point streak Dec. 3-16 (1-7-8). **2013-14:** Ranked 3rd in the NHL in scoring with 86 points, 4th in assists (58), 2nd in power play assists (30), 4th in power play points (37), 14th in game winning goals (7, career-high), 3rd in faceoffs taken (1783) and 4th in faceoffs won (931) ... Finalist for the Hart Trophy... Led the Flyers in scoring with 86 points (28G, 58A), assists (58), and game winning goals (7)... Ranked 2nd on the team in goals (28)... Was one of seven Flyers to appear in all 82 games... Climbed to 20th on the Flyers' all-time scoring list, a jump of eight spots... Won the Bobby Clarke Award as MVP of the team... Won the Toyota Cup as the Flyer who accumulated the most points associated with being selected as a "Star of the Game," being named First Star 7 times, Second Star 6 times and Third Star once for a total of 54 points... Recorded a career-high nine-game scoring streak from Dec. 11-30, recording six goals and 11 assists for 17 points in that time... Scored his 100th goal in the NHL and as a Flyer on Dec. 19 vs. CBJ, a game-winner with 1:39 remaining... the game was the sixth of his career with four points or more (2G, 2A)... Reached 300 points in the NHL and as a Flyer on Nov. 12 at OTT. **2012-13:** Led the Flyers in assists with 35 (7th in NHL) and in overall scoring with 48 points (13G, 35 A, 14th in NHL)... Led the league in faceoffs taken (1182) and won (644) for a FOf% of 54.5. Also led the league by taking 40.7% of the Flyers' faceoffs over the season... was one of only two players to appear in all 48 regular season games... won the Toyota Cup as the Flyer who accumulated the most points associated with being selected as a "Star of the Game, being named First Star 4 times, Second Star twice and Third Star twice for a total of 28 points... Recorded 3 points (1G, 2A) on April 15 at MTL and on March 31 vs. WSH... scored 23 seconds into the game vs. WSH on Feb. 27... recorded two goals and an assist on Feb. 18 at NYI, starting a six-game point streak (4G, 8A) that lasted through Feb. 27... Recorded 14 multi-point games out of 48 played (29.2 percent)... played his 300th career NHL game on Feb. 15 at NJD... Named the 19th captain in Flyers history on Jan. 15... **2011-12:** Appeared in 10 playoff games... led the team in scoring with 17 points (8G, 9A) along with 13 penalty minutes... Received a 1-game suspension on May 7 for a hit on NJD's Danis Zubrus during Game 4 of the ECSSF... Scored 14 points in the ECQF vs. PIT, leading all NHL players... Became just the 2nd player in Flyers history to score 14 or more points in a playoff series, trailing only Tim Kerr's 15 points (10G, 5A) in the 1989 Division Finals vs. PIT... Became only the second NHL player since 1993 to score at least 14 points in a playoff series of fewer than 7 games (S. Crosby, PIT, 14 in 6 gm series vs. OTT in 2010)... Scored game's first goal 32 sec into ECQF 6m after delivering hit on S. Crosby off opening faceoff... Set a Flyers franchise record for points in a playoff game with his 6-point night in Game 2 of the ECQF (3G, 3A)... recipient of the Bobby Clarke Trophy as Flyers MVP for the second consecutive year... Also the recipient of the Flyers Toyota Cup, earning the most points via a formula for being named a Star of the Game... Finished third in the NHL in scoring with career highs of 28G, 65A and 93 points, the best season for a Flyer since Eric Lindros had 93 points in 1998-99... 65A were the most assists by a Flyer since Lindros posted 68 in 1995-96 and were the 9th most in a season in franchise history... Became the fourth Flyer ever to record 50 or more assists in consecutive seasons (B. Clarke, B. Propp, M. Recchi)... Led the league in PP points (38 - 6G, 32A)... Set a career high with his 26th goal of the season on Mar. 15 against NYI... Recorded 3 assists on March 1 vs. NYI, his 8th game of 3 or more points this season... Recorded a career-high 5 assists against BUF on Feb. 16... Recorded his 200th point in the NHL and as a Flyer on Jan. 17th vs. MIN (assist)... Scored 1 of the Flyers' 2 goals in the 2012 Bridgestone NHL Winter Classic at Citizens Bank Park... Posted his 4th career 4-point game on Dec. 21 at DAL in his first game back after missing 4 games with a concussion... Recorded his 3rd career 4-point game and second this season on Dec. 7 at BUF... Scored the GWG in 3 consecutive games on the road at ANA, PHX, and BUF (Dec. 2-7)... Recorded his 1st 2-goal game of the season and the 5th of his career at CAR on Nov. 14... Registered his 2nd career 4-point game with a goal and 3 assists, along with a plus-4 on Oct. 29 vs. CAR... Started the season with goals in 5 of the Flyers' 1st 6 games (5-3-8), including 3 points (1G, 2A) in the home opener vs. VAN on Oct. 12. **2010-11:** Had 2 assists in each of the final 3 games of the series... Finished the ECQF with team high 9 points (1G, 8A, T-1st in NHL) and 8 assists (1st in NHL)... recipient of the Bobby Clarke Trophy as the most valuable player on the team, as voted on by a panel of sportscasters and sportswriters, as well as the Gene Hart Memorial Award as the Flyer that demonstrated the most "Heart" during the season, as voted on by members of the Fan Club... Led team in assists (51 - 8th in NHL), points (76 - T-11th in NHL), shorthanded assists (4 - 1st in NHL), shorthanded points (7 - T-2nd in NHL), tied for the team lead in shorthanded goals (3 - T-10th in NHL) and power play goals (8), and finished 3rd in goals (25)... Had a 4-game point streak (2G, 4A) from Feb. 22-26... Had a 5-game point streak (2G, 5A) from March 8-17... Played in his 200th game in the NHL and as a Flyer at NYI on March 26... Had a 4-game point streak (0G, 5A) from April 1-8... Had a 3-game assist streak (6A) from Jan. 20-23... Recorded 4 assists, a new career high for assists in a game, at CHI on Jan. 23... Had a 3-assist game at LAK on Dec. 30... Recorded his 100th NHL point vs. SJS on Dec. 8... Had a 3-game point streak from Dec. 4-8... Had a 3-point game (1G, 2A) vs. OTT on Nov. 15... Had a 3-game streak with 2 or more points in each game from Nov. 11-15... Signed a 3-year contract extension with the Flyers on Nov. 8... Had a 5-game point streak (4G, 5A) from Oct. 26-Nov. 4... Recorded 1st SHG of his career Oct. 7 at PIT. **2009-10:** Finished the season with 6 points in his last 7 games (2G, 4A)... Scored the winning goal in the shootout to give the Flyers a 2-1 win vs. NYR on April 11, the final regular season game and a berth in the playoffs... Set up Chris Pronger's game-winning goal with 2.1 seconds left in the Flyers 3-2 win vs. CHI on March 13... Appeared in his 100th NHL game on Feb. 6 at MIN... Had a goal, assist and +3 @ NYR on Dec. 30... Had 3 points (2G, 1A) at SJS on Nov. 20... Scored a goal in Game 4 of Stanley Cup Final vs. CHI... Had 3 pts (1G, 2A), including scoring a game winning goal in overtime in Game 3... Led the series in scoring with 6 pts (3G, 3A) and a +/- rating of +7... Had 1 assist in Game 5 of Eastern Conference Finals vs. MTL... Scored 2 game winning goals, including a GWG in Game 4... Recorded an assist in Game 2... Had 2 pts (1G, 1A) and went +4 in Game 1... Recorded 5 pts (1G, 4A) in ECSSF vs. BOS... Had an assist in Game 7... His 24:52 of TOI in Game 2 was career high for a playoff game... Led Flyers in goals (4) and 2nd in points (6) in ECQF vs. NJD... Recorded 3 pts (2G, 1A) in Game 5 (1st 2-goal and 3-point playoff game of career). **2008-09:** Tied for the team lead with 5 points (2G, 3A) in six playoff games... Recorded his first NHL playoff point (assist) at PIT in Game 2 on April 17... Recorded his 1st NHL playoff goal in Game 3 against PIT on April 19... Recalled by the Flyers on March 3... loaned to the Phantoms on Feb. 28... Recorded 3 points (1G, 2A) at NYR on Feb. 15, his first multiple-point game in the NHL... Missed 5 games (Jan. 3-13) due to a mild concussion... scored first NHL goal Jan. 27 at FLA... Registered an assist at VAN on Dec. 30 (1st NHL point)... Named the AHL rookie of the month for December after posting 14 points (8G, 6A) and a +12 in 8 games with the Phantoms... Was selected to the Canadian AHL All-Star Team in the 2009 AHL All-Star Classic (did not participate)...



# 28 CLAUDE GIROUX

**2007-08:** Appeared in 2 games for the Flyers, making his NHL debut on Feb. 19 at OTT... Concluded a 4-year career with Gatineau (QMJHL) by leading the Olympiques to the President's Cup as QMJHL champions...Recipient of the Guy Lafleur Trophy, given to the Most Valuable Player of the QMJHL Tournament...Set franchise records with 51 points and 34 assists in the playoffs, while leading the team and ranking 2nd in the league with 17 playoff goals...During the regular season, led Gatineau in points (106 – 2nd in the QMJHL), assists (68 – tied for 2nd in the QMJHL), plus/minus (+40 – 3rd in the QMJHL), GWG (8) and SHG (6 – 3rd in the QMJHL)...Tied for team lead in goals with 38...Named to the QMJHL First All-Star Team... Helped Team Canada capture its fourth consecutive gold medal in the Under-20 World Junior Championships in the Czech Republic...Recorded 6 points (2G, 4A) and 8 penalty minutes in 7 games, and scored a goal in the gold medal game against Sweden... **2006-07:** Joined the Phantoms following the end of Gatineau's season and appeared in 5 games (1G 1A)... Led Gatineau in points (112 – 4th overall in the QMJHL), goals (48 – 6th overall in the QMJHL)... Ranked 2nd on the team in assists (64 – 6th overall in the QMJHL) and PPG (20)...Named QMJHL Offensive Player of the Week Sept. 14-17...Named QMJHL Player of the Month – Sept. 2006... **2005-06:** Led Gatineau in goals (39 – tied for 19th overall in the QMJHL, T-1st among rookies), assists (64 – 11th overall in the QMJHL, 1st among rookies) and +/- (+30 – T-16th overall in the QMJHL, 2nd among rookies)...Was tied for 2nd on the team in PPG (14 – T-1st among QMJHL rookies)...Was named to the QMJHL All-Rookie Team...Named Player of the Month – Rookie – in Dec. and March... Participated in the Canadian National Junior Team Development Camp, held in Calgary.





# 28 CLAUDE GIROUX

## STATISTICAL CAREER HIGHS

	FLYERS	CAREER
MOST GOALS (GAME)	3 (vs. NYR, 4/7/18)	3 (vs. NYR, 4/7/18)
MOST ASSISTS (GAME)	5 (vs. BUF, 2/16/12)	5 (vs. BUF, 2/16/12)
MOST POINTS (GAME)	6 (vs. CBJ, 12/19/13)	6 (vs. CBJ, 12/19/13)
MOST GOALS (SEASON)	34 (2017-18)	34 (2017-18)
MOST ASSISTS (SEASON)	68 (2017-18)	68 (2017-18)
MOST POINTS (SEASON)	102 (2017-18)	102 (2017-18)
LONGEST GOAL-SCORING STREAK	5 GAMES (3/28/18 - 4/7/18)	5 GAMES (3/28/18 - 4/7/18)
LONGEST ASSIST-SCORING STREAK	9 GAMES (TWO TIMES)	9 GAMES (TWO TIMES)
LONGEST POINT-SCORING STREAK	10 GAMES (TWO TIMES)	10 GAMES (TWO TIMES)

## CAREER RECORD

YEAR	TEAM	LEAGUE	REGULAR SEASON					PLAYOFFS				
			GP	G	A	PTS	PIM	GP	G	A	PTS	PIM
2005-06	Gatineau	QMJHL	69	39	64	103	64	17	5	15	20	24
2006-07	Gatineau	QMJHL	63	48	64	112	49	5	2	5	7	2
	PHANTOMS	AHL	5	1	1	2	6	--	--	--	--	--
2007-08	FLYERS	NHL	2	0	0	0	0	--	--	--	--	--
	Gatineau	QMJHL	55	38	68	106	37	19	17	34	51	6
2008-09	FLYERS	NHL	42	9	18	27	14	6	2	3	5	6
	PHANTOMS	AHL	33	17	17	34	22	--	--	--	--	--
2009-10	FLYERS	NHL	82	16	31	47	23	23	10	11	21	4
2010-11	FLYERS	NHL	82	25	51	76	47	11	1	11	12	8
2011-12	FLYERS	NHL	77	28	65	93	29	10	8	9	17	13
2012-13	FLYERS	NHL	48	13	35	48	22	--	--	--	--	--
2013-14	FLYERS	NHL	82	28	58	86	46	7	2	4	6	2
2014-15	FLYERS	NHL	81	25	48	73	36	--	--	--	--	--
2015-16	FLYERS	NHL	78	22	45	67	53	6	0	1	1	2
2016-17	FLYERS	NHL	82	14	44	58	38	--	--	--	--	--
2017-18	FLYERS	NHL	82	34	68	102	20	6	1	2	3	2
2018-19	FLYERS	NHL	82	22	63	85	24	--	--	--	--	--
2019-20	FLYERS	NHL	69	21	32	53	28	16	1	7	8	2
QMJHL TOTALS			187	125	196	321	150	41	24	54	78	32
AHL TOTALS			38	18	18	36	28	--	--	--	--	--
FLYERS/NHL TOTALS			889	257	558	815	380	85	25	48	73	39

## MISCELLANEOUS STATS

YEAR	TEAM	LEAGUE	REGULAR SEASON										PLAYOFFS		
			PP	SH	GW	S	S%	+/-	TF	F%	MIN		PP	SH	GW
2007-08	FLYERS	NHL	0	0	0	2	0.0	-2	--	--	9:34		--	--	--
2008-09	FLYERS	NHL	2	0	0	67	13.4	10	309	47.2	15:09		0	0	0
2009-10	FLYERS	NHL	8	0	2	145	11.0	-9	600	49.5	16:36		3	0	2
2010-11	FLYERS	NHL	8	3	5	169	14.8	20	1095	50.0	19:23		0	0	0
2011-12	FLYERS	NHL	6	0	5	242	11.6	6	1543	53.7	21:32		3	2	0
2012-13	FLYERS	NHL	6	1	2	137	9.5	-7	1182	54.5	21:10		--	--	0
2013-14	FLYERS	NHL	7	0	7	223	12.6	7	1760	52.9	20:26		--	--	--
2014-15	FLYERS	NHL	14	0	4	279	9.0	-3	1870	56.6	20:33		--	--	--
2015-16	FLYERS	NHL	6	1	5	241	9.1	-8	1881	57.5	20:32		0	0	0
2016-17	FLYERS	NHL	5	0	3	199	7.0	-15	1748	55.9	19:07		--	--	--
2017-18	FLYERS	NHL	9	0	1	193	17.6	28	1088	58.6	20:22		0	0	0
2018-19	FLYERS	NHL	2	1	4	229	9.6	9	1163	58.0	21:27		--	--	--
2019-20	FLYERS	NHL	7	1	6	197	10.7	7	1123	59.0	18:59		0	0	0
FLYERS/NHL TOTALS NHL			80	7	44	2323	11.1	43	15362	55.3	19:43		6	2	2








# 28 CLAUDE GIROUX

## CAREER STATS VS. NHL

TEAM	GP	G	A	PTS	PIM	TEAM	GP	G	A	PTS	PIM
ANAHEIM	19	3	16	19	12	NASHVILLE	17	7	8	15	14
ARIZONA	18	7	10	17	10	NEW JERSEY	51	11	35	46	28
BOSTON	39	10	19	29	24	NY ISLANDERS	52	18	38	56	32
BUFFALO	38	10	29	39	16	NY RANGERS	56	12	39	51	16
CALGARY	18	2	12	14	2	OTTAWA	39	8	18	26	15
CAROLINA	44	13	32	45	8	PHILADELPHIA	0	0	0	0	0
CHICAGO	18	6	18	24	4	PITTSBURGH	51	16	35	51	24
COLORADO	16	9	5	14	7	SAN JOSE	19	8	7	15	8
COLUMBUS	33	11	22	33	6	ST. LOUIS	17	4	9	13	20
DALLAS	18	3	13	16	6	TAMPA BAY	37	6	32	38	20
DETROIT	25	7	19	26	20	TORONTO	37	13	23	36	12
EDMONTON	16	7	14	21	2	VANCOUVER	18	4	10	14	4
FLORIDA	40	10	16	26	12	VEGAS	6	3	3	6	0
LOS ANGELES	19	5	12	17	10	WASHINGTON	45	22	23	45	12
MINNESOTA	16	4	6	10	8	WINNIPEG	31	8	19	27	8
MONTREAL	36	10	16	26	20						

- NHL TOTALS -				
GP	G	A	PTS	PIM
889	257	558	815	380





# 53 SHAYNE GOSTISBEHERE

- DEFENSE -

GAWS-tihs-bair, SHAYN

**BIRTHDATE:** April 20, 1993 | **BIRTHPLACE:** Pembroke Pines, FL

**HEIGHT:** 5'11" | **WEIGHT:** 184 | **SHOOTS:** Left | **SEASON:** 7th NHL, 7th Flyers

**ACQUIRED:** Draft - 3rd Round (78th overall) in 2012

## 2019-20

Limited by injury to 42 regular season games... appeared in 40 games through Jan. 7 and saw action in two games after that, Feb. 6 and the last game of the shortened season on March 10... played his 300th career game Oct. 9 vs. NJD... recorded two multi-point games, posting a goal and an assist in each Oct. 26 vs. CBJ and Dec. 3 vs. TOR... moved into sixth place on the Flyers scoring list among defensemen on Jan. 4 vs. ARI... appeared in five playoff games... recorded two assists Aug. 8 vs. TBL.

## CAREER

**2018-19:** Recorded 10 multi-point games... scored his first goal of the season and added an assist on Nov. 5 at ARI (5-2 W) and followed that up with an assist and the overtime game-winner on Nov. 8 in the second half of the home-and-home series vs. ARI (5-4 OTW)... had a season-high five-game point streak from March 9 - 17 (1G, 6A). **2017-18:** Winner of his second Barry Ashbee Trophy as the team's best defenseman... finished fourth in the NHL in scoring among defensemen... his 65 points are fourth-highest in franchise history by a defenseman... only the third Flyers D to record a season of 65 or more points, joining Mark Howe (2) and Garry Galley... posted 52 assists, the third-most in franchise history by a defenseman in a single season behind Galley (60) and Howe (58)... recorded three games of three assists, including two in October (10/4 at SJS and 10/14 vs. WSH)... started the season with 10 assists in the first six games... recorded his 11th point of the season (1G, 10A) in ninth game of season Oct. 21 vs. EDM, tying M. Howe for the best offensive start by a Flyers defenseman in franchise history... recorded his 100th career point with an assist Nov. 9 vs. CHI, and by doing so in his 155th career game became the fastest D in Flyers history to his first 100 career points... posted his second career two-goal game, including the OT GWG, in a 2-1 win over DAL on Dec. 16... recorded his 100th NHL assist Feb. 22 vs. CBJ... ended the year with 10 points, all assists, in the final seven games, including four multi-assist games. **2016-17:** Led the team with 23:29 ice time and seven shots on goal Oct. 15 at ARI... led team with 23:16 Oct 18 at CHI, recording an assist, four shots, seven total shot attempts, two hits and two blocked shots... scored GWG and added an assist Oct. 22 vs. CAR... tied a career high with 7 SOG on three occasions (11/3 at NY, 1/10 at BUF, 3/2 vs. FLA)... 1G, 1A Nov. 5 at MTL... recorded a four-game point streak (4A) Dec. 4-10... posted 3A Feb. 19 at VAN... 1G, 1A Mar. 9 at TOR... 1G, 1A, 5 SOG Mar. 26 at PIT... posted a five-game point streak (1G, 6A) Mar. 26 - Apr. 2... set a new career high with 8 SOG Apr. 4 at NJD. **2015-16:** Started season with Lehigh Valley, recording two goals and eight assists for 10 points in 14 games... recorded a goal and five assists for six points in his final six games before his recall to the Flyers on November 14... recorded his first NHL point that night, assisting on Jake Voracek's game-winning overtime goal at CAR... scored his first career goal Nov. 17 vs. LAK... recorded his first OT GWG Nov. 23 vs. CAR... repeated the feat Nov. 27 vs. NSH, becoming the first rookie in Flyers history to score multiple overtime winners in one season... scored his third OT GWG Dec. 15 vs. CAR, becoming the first NHL rookie to have three OT goals in a season since 2007-08, when Andrew Cogliano did it over the course of appearing in all 82 games for Edmonton... recorded a 15-game scoring streak from Jan. 19 - Feb. 20, establishing Flyers and NHL records for longest scoring streaks by a rookie defenseman... finished the season with 17 goals, establishing a new franchise record for goals by a rookie defenseman... became the youngest Flyer ever to win the Barry Ashbee Trophy as the Flyers' best defenseman... became first rookie in NHL history to record four (4) OT goals in a season... On February 13, 2016 he broke Barry Beck's point streak record for a rookie defenseman with a goal vs. NJD extending his streak to 11 games... Voted on to 2015-16 All-Rookie team - 2nd place in voting of the Calder. **2014-15:** Appeared in a total of five games for Lehigh Valley and two games for the Flyers... recorded first professional points with 2 assists in 4-3 OT win vs. Adirondack on Oct. 17... made his NHL debut Oct. 25 vs. DET... upon return to Lehigh Valley, recorded two assists Nov. 8 vs. Manchester but sustained a torn ACL and missed the rest of the season following surgery. **2013-14:** Played his third and final year at Union College, leading the Dutchmen to the NCAA national championship with a 7-4 win over Minnesota at the Wells Fargo Center... was named NCAA Frozen Four Most Outstanding Player after posting a goal, 2 assists, and a plus-seven rating in the championship game... following the season, signed a three-year entry-level contract with the Flyers and made his professional debut April 18, 2014 when the Adirondack Phantoms hosted Bridgeport... during the regular season, recorded nine goals and 25 assists and was plus-33 in 42 games for Union... helped the Dutchmen to a 16-0-1 record in their final 17 games en route to ECAC and Frozen Four titles... **2012-13:** returned to Union College for his sophomore season, winning an ECAC playoff title and competing in the NCAA tournament, after winning a gold medal with the USA at the 2013 World Junior Championship... In 36 games with the Dutchmen, scored 8 goals with 18 assists and was +18 with 39 penalty minutes... Five of his eight goals came on the Union power play... in six games at the WJC (he was suspended for one game), scored 1 goal with 1 assist and was +4 with 25 penalty minutes. **2011-12:** Had a memorable freshman season at Union College as the Dutchmen won the ECAC Hockey regular season and playoff championships and reached the Frozen Four for the first time in school history... In 41 games, scored 5 goals with 17 assists and was plus-18 with 20 penalty minutes... was selected to the ECAC Hockey All-Rookie Team and was invited to USA Hockey's Evaluation Camp for the 2013 World Junior Championship... ranked 148th amongst North American skaters in Central Scouting's final rankings prior to the 2012 NHL Draft... was selected by Philadelphia in the third round (78th overall).



# 53 SHAYNE GOSTISBEHERE

## STATISTICAL CAREER HIGHS

	FLYERS	CAREER
MOST GOALS (GAME)	2 (3/7/16 vs. TBL)	2 (3/7/16 vs. TBL)
MOST ASSIST (GAME)	3 (4 TIMES)	3 (4 TIMES)
MOST POINTS (GAME)	3 (4 TIMES)	3 (4 TIMES)
MOST GOALS (SEASON)	17 (2015-16)	17 (2015-16)
MOST ASSIST (SEASON)	52 (2017-18)	52 (2017-18)
MOST POINTS (SEASON)	65 (2017-18)	65 (2017-18)
LONGEST GOAL-SCORING STREAK	2 (3 TIMES)	2 (5 TIMES)
LONGEST ASSIST-SCORING STREAK	9 (1/21/16 - 2/11/16)	9 (1/21/16 - 2/11/16)
LONGEST POINT-SCORING STREAK	15 (1/19/16 - 2/20/16)	15 (1/19/16 - 2/20/16)

## CAREER RECORD

			REGULAR SEASON					PLAYOFFS				
YEAR	TEAM	LEAGUE	GP	G	A	PTS	PIM	GP	G	A	PTS	PIM
2011-12	Union	ECAC	41	5	17	22	20	--	--	--	--	--
2012-13	Union	ECAC	36	8	18	26	39	--	--	--	--	--
2013-14	Union	ECAC	42	9	25	34	26	--	--	--	--	--
	PHANTOMS	AHL	2	0	0	0	0	--	--	--	--	--
2014-15	PHANTOMS	AHL	5	0	5	5	0	--	--	--	--	--
	FLYERS	NHL	2	0	0	0	0	--	--	--	--	--
2015-16	PHANTOMS	AHL	14	2	8	10	6	--	--	--	--	--
	FLYERS	NHL	64	17	29	46	24	6	1	1	2	4
2016-17	FLYERS	NHL	76	7	32	39	32	--	--	--	--	--
2017-18	FLYERS	NHL	78	13	52	65	25	6	1	0	1	4
2018-19	FLYERS	NHL	78	9	28	37	22	--	--	--	--	--
2019-20	FLYERS	NHL	42	5	7	12	20	5	0	2	2	2
	PHANTOMS	AHL	2	0	1	1	0	--	--	--	--	--
<b>OHL TOTALS</b>			<b>257</b>	<b>106</b>	<b>204</b>	<b>310</b>	<b>149</b>	<b>58</b>	<b>20</b>	<b>38</b>	<b>58</b>	<b>34</b>
<b>AHL TOTALS</b>			<b>41</b>	<b>13</b>	<b>16</b>	<b>29</b>	<b>20</b>	<b>0</b>	<b>0</b>	<b>0</b>	<b>0</b>	<b>0</b>
<b>NHL TOTALS</b>			<b>20</b>	<b>2</b>	<b>5</b>	<b>7</b>	<b>4</b>	<b>0</b>	<b>0</b>	<b>0</b>	<b>0</b>	<b>0</b>

## MISCELLANEOUS STATS

			REGULAR SEASON										PLAYOFFS		
YEAR	TEAM	LEAGUE	PP	SH	GW	S	S%	+/-	TF	F%	MIN	PP	SH	GW	
2014-15	FLYERS	NHL	0	0	0	2	0.0	-2	0	0	12:34	--	--	--	
2015-16	FLYERS	NHL	8	0	5	152	11.2	8	1	100	20:05	1	0	0	
2016-17	FLYERS	NHL	2	0	1	198	3.5	-21	0	0	19:36	--	--	--	
2017-18	FLYERS	NHL	7	0	2	221	5.9	10	0	0	21:27	2	0	0	
2018-19	FLYERS	NHL	4	0	2	180	5.0	-20	0	0	19:40	--	--	--	
2019-20	FLYERS	NHL	1	0	1	73	6.8	-4	0	0	18:18	0	0	0	
FLYERS/NHL TOTALS			22	0	11	826	6.2	-29	1	100	19:56	3	0	0	





# 53 SHAYNE GOSTISBEHERE


## CAREER STATS VS. NHL

TEAM	GP	G	A	PTS	PIM	TEAM	GP	G	A	PTS	PIM
ANAHEIM	10	0	3	3	4	NASHVILLE	8	1	4	5	2
ARIZONA	9	2	7	9	2	NEW JERSEY	18	3	6	9	10
BOSTON	10	0	1	1	2	NY ISLANDERS	18	3	10	13	8
BUFFALO	11	2	2	4	2	NY RANGERS	16	2	6	8	9
CALGARY	8	0	3	3	6	OTTAWA	15	2	8	10	6
CAROLINA	19	4	10	14	4	PHILADELPHIA	0	0	0	0	0
CHICAGO	8	0	2	2	4	PITTSBURGH	17	3	12	15	8
COLORADO	8	0	4	4	0	SAN JOSE	9	1	3	4	6
COLUMBUS	17	2	8	10	8	ST. LOUIS	6	0	4	4	0
DALLAS	8	4	3	7	2	TAMPA BAY	11	3	2	5	6
DETROIT	13	5	4	9	0	TORONTO	15	5	7	12	4
EDMONTON	8	0	3	3	2	VANCOUVER	8	1	4	5	0
FLORIDA	11	3	4	7	8	VEGAS	6	0	2	2	0
LOS ANGELES	9	1	3	4	2	WASHINGTON	16	1	7	8	4
MINNESOTA	9	0	3	3	4	WINNIPEG	6	1	1	2	2
MONTREAL	13	2	12	14	8						

### - NHL TOTALS -

GP	G	A	PTS	PIM
340	51	148	199	123





# 56 ERIK GUSTAFSSON

- DEFENSE -

GUHS-tahf-suhn, AIR-ihk

**BIRTHDATE:** March 14, 1992 | **BIRTHPLACE:** Nynashamn, Sweden

**HEIGHT:** 6'0" | **WEIGHT:** 197 | **SHOOTS:** Left | **SEASON:** 5th NHL, 1st FLYERS

**ACQUIRED:** Free Agent - signed October 12, 2020

## 2019-20

Embarked on his fifth season in the Chicago Blackhawks organization, where he signed as a free agent in 2015... appeared in 59 games, posting six goals and 20 assists... started the season with two assists Oct. 4 vs. the Flyers in the Global Series game in Prague... scored in consecutive games Nov. 13 & 16... posted an assist in three straight games Dec. 12-15, part of a six-game stretch where he had a goal and four assists... had a goal and five assists over a three-game scoring streak Jan. 18-21... traded to Calgary at the 2020 deadline on Feb. 24... appeared in seven games for the Flames, picking up three assists... appeared in 10 Stanley Cup Playoff games, picking up four assists and averaging just over 17 minutes per game.

## CAREER

**2018-2019:** Led Blackhawks defensemen in scoring with 60 points (17G, 43A) ... Finished sixth in the NHL in scoring among defensemen ... Tied a career-high with three assists on April 1 vs. WPG ... Scored a goal in three straight games from March 18-23 ... Scored two goals, including an OT goal on Feb. 2 at MIN ... Recorded a career-high eight-game scoring streak (11A) from Dec. 27 - Jan. 12... skated in eight games with Sweden at the 2019 IIHF World Championships in Slovakia, scoring two goals and adding two assists. **2017-18:** Split time between Chicago and Rockford of the American Hockey League ... Recorded 16 points (5G, 11A) in 35 games for Chicago ... Registered five points (1G, 4A) in a two-game series vs. BOS on Mar. 10-11 ... Posted a first career three-game point streak from Mar. 24-29 ... Netted his first career goal on Jan. 20 vs. NYI ... Skated in 25 regular-season games for Rockford, netting three goals and 14 helpers ... Named to the 2018 AHL All-Star game... captured a gold medal with Sweden at the 2018 IIHF World Championship in Copenhagen/Herning, adding an assist in six games. **2016-17:** Tallied 30 points (5G, 25A) in 68 regular-season games with the American Hockey League's Rockford IceHogs. **2015-16:** Split the season between Chicago and Rockford ... Recorded 14 assists in 41 regular-season games with Chicago ... Made his NHL debut on Oct. 30 at MIN and notched an assist ... Tallied his first career multi-point outing with two helpers on April 1 at WPG ... Skated in a season-high 22:07 on April 9 at CBJ ... Registered 11 points (3G, 8A) in 27 games with the IceHogs ... Made his professional debut on Oct. 9 at San Jose ... Posted a season-high four points (1G, 3A) on Dec. 2 at Texas ... Notched one assist in five games in his Stanley Cup Playoffs debut... posted two helpers in eight tilts with Team Sweden at the 2016 IIHF World Championship in Moscow and St. Petersburg. **2014-15:** Posted 29 points (4G, 25A) in 55 regular-season games with Frolunda HC of the Swedish Hockey League ... Recorded three points (1G, 2A), including one game-winner, and 31 penalty minutes in 12 postseason contests with Frolunda . **2013-14:** Recorded 20 points (2G, 18A) in 50 regular-season games with Frolunda... tallied one assist in eight games with Sweden at the 2014 IIHF World Championship in Minsk, Belarus, winning a bronze medal. **2012-13:** Compiled 24 points (8G, 16A) in 55 regular-season games with Djurgardens of the Swedish HockeyAllsvenskan. **2011-12:** Played at two levels for Djurgardens ... Tallied 14 points (3G, 11A) in 21 regular-season games with Djurgardens Jr. in the SuperElit ... Recorded three goals and four helpers in 41 regular-season games with Djurgardens in the SHL ... Added one assist in 10 relegation playoff tilts. **2010-11:** Notched 23 points (2G, 21A) in 38 regular-season games with Djurgardens Jr. ... Posted one assist in four postseason contests. **2009-10:** Split the season between Djurgardens Jr. and Djurgardens U18 ... Compiled 20 points (7G, 13A) in 27 regular-season games with Djurgardens U18 ... Posted eight assists in 24 appearances for Djurgardens Jr. ... Made three appearances in the playoffs with Djurgardens U18. **2008-09:** Collected 10 points (2G, 8A) in 33 regular-season games with Djurgardens U18 ... Played in two postseason contests...



# 56 ERIK GUSTAFSSON

## STATISTICAL CAREER HIGHS

	FLYERS	CAREER
MOST GOALS (GAME)	N/A	2 (2/2/19 at MIN)
MOST ASSISTS (GAME)	N/A	3 (2 TIMES)
MOST POINTS (GAME)	N/A	3 (2 TIMES)
MOST GOALS (SEASON)	N/A	17 (2018-19)
MOST ASSISTS (SEASON)	N/A	43 (2018-19)
MOST POINTS (SEASON)	N/A	60 (2018-19)
LONGEST GOAL-SCORING STREAK	N/A	3 GAMES (3/18-3/23/19)
LONGEST ASSIST-SCORING STREAK	N/A	7 GAMES (12/27-1/12/19)
LONGEST POINT-SCORING STREAK	N/A	7 GAMES (12/27-1/12/19)

## CAREER RECORD

CAREER RECORD		REGULAR SEASON						PLAYOFFS					
YEAR	TEAM	LEAGUE	GP	G	A	PTS	PIM	GP	G	A	PTS	PIM	
2013-14	Frolunda HC	SHL	50	2	18	20	16	--	--	--	--	--	
2014-15	Frolunda HC	SHL	55	4	25	29	22	12	1	2	3	31	
2015-16	Rockford	AHL	27	3	8	11	38	--	--	--	--	--	
	Chicago	NHL	41	0	14	14	4	5	0	1	1	0	
2016-17	Rockford	AHL	68	5	25	30	40	--	--	--	--	--	
2017-18	Rockford	AHL	25	3	14	17	18	--	--	--	--	--	
	Chicago	NHL	35	5	11	16	6	--	--	--	--	--	
2018-19	Chicago	NHL	79	17	43	60	34	--	--	--	--	--	
2019-20	Chicago	NHL	59	6	20	26	25	--	--	--	--	--	
	Calgary	NHL	7	0	3	3	2	10	0	4	4	2	
SHL TOTALS			105	6	43	49	38	12	1	2	3	31	
AHL TOTALS			120	11	47	58	96	0	0	0	0	0	
NHL TOTALS			221	28	91	119	71	15	0	5	5	2	

## MISCELLANEOUS STATS

REGULAR SEASON												PLAYOFFS		
YEAR	TEAM	LEAGUE	PP	SH	GW	S	S%	+/-	TF	F%	MIN	PP	SH	GW
2015-16	Chicago	NHL	0	0	0	58	0.0	11	0	0	15:27	0	0	0
2017-18	Chicago	NHL	0	0	0	71	7.0	1	1	0	18:33	--	--	--
2018-19	Chicago	NHL	4	0	3	160	10.6	-6	0	0	22:35	--	--	--
2019-20	Chicago	NHL	2	0	0	98	6.1	-8	0	0	20:40	--	--	--
	Calgary	NHL	0	0	0	5	0.0	-1	0	0	18:01	0	0	0
NHL TOTALS			6	0	3	392	7.1	-3	1	0	19:58	0	0	0







# 56 ERIK GUSTAFSSON


## CAREER STATS VS. NHL

TEAM	GP	G	A	PTS	PIM	TEAM	GP	G	A	PTS	PIM
ANAHEIM	6	1	3	4	2	NASHVILLE	12	2	4	6	0
ARIZONA	11	1	3	4	4	NEW JERSEY	6	0	3	3	0
BOSTON	9	2	7	9	8	NY ISLANDERS	5	1	3	4	0
BUFFALO	5	0	2	2	7	NY RANGERS	4	0	2	2	0
CALGARY	7	0	3	3	6	OTTAWA	5	0	2	2	0
CAROLINA	6	1	1	2	0	PHILADELPHIA	4	1	2	3	2
CHICAGO	0	0	0	0	0	PITTSBURGH	4	0	1	1	0
COLORADO	15	2	6	8	12	SAN JOSE	9	1	5	6	0
COLUMBUS	7	1	3	4	0	ST. LOUIS	13	1	3	4	2
DALLAS	11	1	5	6	4	TAMPA BAY	6	0	1	1	0
DETROIT	6	0	6	6	2	TORONTO	5	0	3	3	2
EDMONTON	6	1	0	1	2	VANCOUVER	8	1	2	3	4
FLORIDA	5	1	2	3	0	VEGAS	8	2	4	6	4
LOS ANGELES	8	1	0	1	0	WASHINGTON	4	1	0	1	2
MINNESOTA	9	2	5	7	2	WINNIPEG	13	4	8	12	4
MONTREAL	4	0	2	2	2						

### - NHL TOTALS -

GP	G	A	PTS	PIM
221	28	91	119	71





# 8 ROBERT HAGG

- DEFENSE -

HAIG, RAH-buhrt

**BIRTHDATE:** February 8, 1995 | **BIRTHPLACE:** Uppsala, Sweden

**HEIGHT:** 6'2" | **WEIGHT:** 216 | **SHOOTS:** Left | **SEASON:** 4th NHL, 4th Flyers

**ACQUIRED:** Draft - 2nd round (41st overall) in 2013

## 2019-20

Appeared in 49 games... finished tied for fourth on the roster with a plus-14 rating, a career high... came within seven points of his career high of 20 set last season despite appearing in 33 fewer games... led the team with 136 hits... ten of his 13 points on the season (3-7-10) came during a 19-game stretch from Jan. 7 - Feb 22 in which he was also a plus-16, a plus-minus rating that tied for fourth-best in the NHL and tied with Victor Hedman for the league lead among defensemen during that specific timeframe... led the Flyers with four blocked shots Feb. 8 at WSH... scored his first career power play goal Feb. 13 at FLA... recorded an assist, three hits, three blocks and was plus-2 Feb. 22 vs. WPG... played a season-high 19:46 Feb. 26 at CBJ... Led the team with five hits and four blocked shots Mar. 5 vs. CAR, which was his 200th career game... picked up three assists over 12 playoff games.

## CAREER

**2018-19:** Scored his first goal of the season and added an assist on Oct. 4 at VGK... scored a 185-foot empty-netter on Nov. 1 at LAK... played a season-high 23:58 on Nov. 21 at BUF... picked up a goal after spending four of the first 6 ½ minutes killing penalties on Mar. 23 vs. NYI. **2017-18:** Finished seventh in the league in hits (238) and led all rookies in blocked shots (100)... recorded his first NHL point with an assist Oct. 17 vs. FLA... played a season & career-high 26:00 Nov. 16 at WPG... recorded nine hits Nov. 28 vs. SJS, a franchise record for a rookie (since 1997)... scored his first NHL goal Dec. 20 vs. DET. **2016-17:** Appeared in 58 games for the Phantoms... made NHL debut April 9, Philadelphia vs. Carolina... Missed 10 games because of injury (3/4-3/22)... Scored 2 goals in 7-4 win at Utica on February 19, 2017... Registered goal, assist in 5-0 win vs. Binghamton on February 8, 2017. **2015-16:** 2nd among Phantoms defensemen in power play goals (3) during 2015-16 season (MacDonald) ... Appeared in 65 games... Recorded 5 goals and 6 assists for 11 points... **2014-15:** Member of Team Sweden at 2015 World Junior Championships (7 games, 2 assists, 2 PIM)... Appeared in 69 games with Phantoms... Recorded 3 goals and 17 assists for 20 points... Finished second among all Phantoms defensemen in points (20) and assists (17)... Recorded multiple 2-assist games (Oct 11, Dec 17, Jan 21, Feb 8)... **2013-14:** Member of Team Sweden at World Junior Championships... won back-to-back silver medals... Appeared in 50 games for MODO Hockey in the SHL... recorded 6 points... made AHL debut with Adirondack Phantoms Mar 29... First professional goal scored Apr 16 vs Syracuse... First professional assist Apr 16 vs Syracuse... Signed three-year entry-level contract with Philadelphia on March 21, 2014. **2012-13:** Appeared in 28 games for MODO Hockey J20 as captain... Recorded 11 goals and 13 assists for 24 points on the season... Named J20 SuperElit Best Defensemen... Served as assistant captain for Team Sweden at 2013 U18 World Junior Championships... won silver medal.



# 8 ROBERT HAGG

## STATISTICAL CAREER HIGHS

	FLYERS	CAREER
MOST GOALS (GAME)	1 (11 TIMES)	1 (8 TIMES)
MOST ASSISTS (GAME)	1 (31 TIMES)	1 (21 TIMES)
MOST POINTS (GAME)	2 (10/4/18 at VGK)	2 (10/4/18 at VGK)
MOST GOALS (SEASON)	5 (2018-19)	5 (2018-19)
MOST ASSISTS (SEASON)	15 (2018-19)	15 (2018-19)
MOST POINTS (SEASON)	20 (2018-19)	20 (2018-19)
LONGEST GOAL-SCORING STREAK	2 GAMES (2/11-2/13/20)	2 GAMES (2/11-2/13/20)
LONGEST ASSIST-SCORING STREAK	2 GAMES (1/13-1/15/20)	2 GAMES (1/13-1/15/20)
LONGEST POINT-SCORING STREAK	2 GAMES (FOUR TIMES)	2 GAMES (FOUR TIMES)

## CAREER RECORD

CAREER RECORD			REGULAR SEASON					PLAYOFFS				
YEAR	TEAM	LEAGUE	GP	G	A	PTS	PIM	GP	G	A	PTS	PIM
2012-13	Modo Hockey	SweHL	27	0	1	1	2	1	0	0	0	0
2013-14	Modo Hockey	SweHL	50	1	5	6	47	--	--	--	--	--
	PHANTOMS	AHL	10	1	3	4	10	--	--	--	--	--
2014-15	PHANTOMS	AHL	69	3	17	20	42	--	--	--	--	--
2015-16	PHANTOMS	AHL	65	5	6	11	42	--	--	--	--	--
2016-17	FLYERS	NHL	1	0	0	0	0	--	--	--	--	--
	PHANTOMS	AHL	58	7	8	15	48	5	0	1	1	0
2017-18	FLYERS	NHL	70	3	6	9	32	2	0	0	0	0
2018-19	FLYERS	NHL	82	5	15	20	63	--	--	--	--	--
2019-20	FLYERS	NHL	49	3	10	13	30	12	0	3	3	6
SweHL TOTALS			77	1	6	7	49	1	0	0	0	0
AHL TOTALS			202	16	34	50	142	5	0	1	1	0
NHL/FLYERS TOTALS			202	11	31	42	125	14	0	3	3	6

## MISCELLANEOUS STATS

REGULAR SEASON												PLAYOFFS		
YEAR	TEAM	LEAGUE	PP	SH	GW	S	S%	+/-	TF	F%	MIN	PP	SH	GW
2017-18	FLYERS	NHL	0	0	0	89	3.4	5	0	0	18:08	0	0	0
2018-19	FLYERS	NHL	0	0	1	86	5.8	-3	0	0	16:57	--	--	--
2019-20	FLYERS	NHL	1	0	0	38	7.9	14	0	0	15:36	0	0	0
FLYERS/NHL TOTALS			1	0	1	213	5	16	0	0	17:03	0	0	0





# 8 ROBERT HAGG


## CAREER STATS VS. NHL

TEAM	GP	G	A	PTS	PIM	TEAM	GP	G	A	PTS	PIM
ANAHEIM	6	0	2	2	2	NASHVILLE	4	0	0	0	0
ARIZONA	5	0	0	0	2	NEW JERSEY	9	0	0	0	6
BOSTON	7	0	1	1	2	NY ISLANDERS	9	2	3	5	4
BUFFALO	7	0	1	1	4	NY RANGERS	8	0	0	0	2
CALGARY	6	0	1	1	0	OTTAWA	7	2	0	2	10
CAROLINA	10	0	1	1	4	PHILADELPHIA	0	0	0	0	0
CHICAGO	6	0	2	2	0	PITTSBURGH	10	0	1	1	12
COLORADO	5	0	2	2	4	SAN JOSE	5	0	0	0	4
COLUMBUS	11	0	2	2	4	ST. LOUIS	5	0	1	1	4
DALLAS	4	0	0	0	0	TAMPA BAY	8	2	1	3	2
DETROIT	8	1	2	3	4	TORONTO	6	0	3	3	2
EDMONTON	5	0	0	0	2	VANCOUVER	6	0	1	1	0
FLORIDA	8	1	2	3	8	VEGAS	4	1	1	2	2
LOS ANGELES	6	1	0	1	2	WASHINGTON	11	1	2	3	11
MINNESOTA	4	0	0	0	6	WINNIPEG	5	0	1	1	17
MONTREAL	7	0	1	1	5						

### - NHL TOTALS -

GP	G	A	PTS	PIM
202	11	31	42	125





# 79 CARTER HART

- GOALIE -  
HART, CAR-tuhr

**BIRTHDATE:** August 13, 1998 | **BIRTHPLACE:** Sherwood Park, Alberta  
**HEIGHT:** 6'2" | **WEIGHT:** 187 | **SHOOTS:** Left | **SEASON:** 3rd NHL, 3rd Flyers  
**ACQUIRED:** Draft - 2nd round (48th overall) in 2016

## 2019-20

Appeared in 43 games in his first full NHL season, going 24-13-3... concluded the regular season ranked eighth in the league in GAA (2.42) and tied for ninth in wins (24)... posted a 20-3-2 record at home with a 1.63 GAA and a .943 save percentage, which tied him with Andrei Vasilevsky and Jordan Binnington for the league lead in home wins... ranked third in the NHL in GAA at home and tied for third in home point percentage... recorded his first career shutout Oct. 9 vs. NJD... on 13 other occasions, played the full game and allowed only one goal, going 11-1-1 in those 13 contests... missed nine games with a lower abdominal strain from Jan. 15 - Feb. 8... became the seventh goaltender in NHL history to win his first three playoff games before the age of 22... recorded his first postseason shutout Aug. 16 vs. MTL (Gm. 3), becoming the youngest goaltender in franchise history to do so at the age of 22 years, 3 days, eclipsing Pete Peeters in 1980... became the second-youngest goaltender in NHL history to record back-to-back shutouts when he made 29 saves Aug. 18 vs. MTL (Gm 4), behind only Detroit's Harry Lumley in 1945, and became the third Flyers goaltender to record back-to-back playoff shutouts... finished the run with a scoreless streak of 122:35 in Game 5, slotting it as the seventh-longest shutout streak in Flyers playoff history... made 49 saves Sept. 3 vs. NYI (Gm 6), ranking fifth in franchise history for most saves in a playoff game.

## CAREER

**2018-19:** Recipient of the Toyota Cup as the Flyer who accumulated the most points associated with being selected as a "Star of the Game," becoming the first Flyers rookie to win the award and the first Flyers goaltender since Roman Cechmanek won the inaugural award in 2000-01... is the first goaltender in NHL history to wear #79 and is the first Flyer to do so at any position... represented Canada at the 2019 World Championships... began the season with AHL Lehigh Valley, where he went 9-6-2 with a 3.05 GAA and a .902 save percentage in 18 appearances... made his professional debut there and earned his first win on October 6 vs. Bridgeport and picked up his first pro shutout on Dec. 7 vs. Hershey... went 5-2 in his final seven games with Lehigh Valley with a 2.45 GAA and a .922 save percentage; in the five wins, posted a 1.41 GAA and .952 save percentage... recalled to the Flyers on Dec. 17 and won his NHL debut vs. DET on Dec. 18 (3-2), earning first star honors... with the win at the age of 20 years, 127 days, became the youngest goaltender in Flyers history to win his NHL debut and the second-youngest Flyers goaltender to appear in a game... picked up his second win two days later on Dec. 20 vs. NSH (2-1), becoming the 23rd goaltender in NHL history to win each of his first two career starts before celebrating his 21st birthday and first since Mackenzie Skapski in 2014-15 (w/ NYR)... came within less than three minutes of a shutout on Jan. 10 vs. DAL (2-1 W, 34 saves)... won eight consecutive games from Jan. 14 to Feb. 9, tying an NHL record for longest winning streak for a goaltender before his 21st birthday... named the NHL Rookie of the Month for January after going 6-2-1 with a 2.33 GAA and a .931 save percentage, becoming the first Flyer to win the award since Sergei Bobrovsky in November 2010... missed three weeks of action (Feb. 22 - March 14) with a lower body injury... made 38 saves in regulation and overtime before stopping all five shooters he faced in the shootout on March 27 vs. TOR (5-4 SOW). **Amateur Career:** Played four years in the Western Hockey League with the Everett Silvertips, where he was 116-46-19 in 190 games played for a career winning percentage of .611 and a points percentage of .661... had a 2.01 career GAA and a .927 career save percentage; over his final three seasons, went 98-40-8 with a 1.95 GAA and a .930 save percentage... was named the WHL goaltender of the year in three consecutive seasons (15-16, 16-17 and 17-18) and was a two-time winner of the Canadian Hockey League goaltender of the year award (15-16, 17-18) as the top goaltender across all of Canadian major junior hockey, becoming the first goaltender to ever win that award twice... was also named the WHL MVP in 2017-18... helped Team Canada to a gold medal at the 2018 World Junior Championships, where he posted a 1.81 GAA and .930 save percentage in six games... also was part of Canada's silver-medal team in 2017.



# 79 CARTER HART

## CAREER RECORD

YEAR	TEAM	LEAGUE	GP	REGULAR SEASON								PLAYOFFS							
				Min	GA	SO	GAA	W	L	OT	GP	Min	GA	SO	GAA	W	L		
2013-14	Everett	WHL	2	103	6	0	3.49	0	1	1	--	--	--	--	--	--	--		
2014-15	Everett	WHL	30	1648	63	4	2.29	18	5	5	--	--	--	--	--	--	--		
2015-16	Everett	WHL	63	3693	132	6	2.14	35	23	4	--	--	--	--	--	--	--		
2016-17	Everett	WHL	54	3078	102	9	1.99	32	11	2	10	691	28	1	2.43	4	5		
2017-18	Everett	WHL	41	2437	65	7	1.60	31	6	3	22	--	--	--	--	--	--		
2018-19	PHANTOMS	AHL	18	1005	51	1	3.05	9	8	1	--	--	--	--	--	--	--		
	FLYERS	NHL	31	1717	81	0	2.83	16	13	1	--	--	--	--	--	--	--		
2019-20	FLYERS	NHL	43	2356	95	1	2.42	24	13	3	14	860	32	2	2.23	9	5		
WHL TOTALS			190	10959	368	26	11.51	116	46	15	32	691	28	1	2.43	4	5		
AHL TOTALS			18	1005	51	1	3.05	9	8	1	0	0	0	0	0	0	0		
NHL/FLYERS TOTALS			74	4073	176	1	2.59	40	26	4	14	860	32	2	2.23	9	5		

## STATISTICAL CAREER HIGHS

	FLYERS	CAREER
WINS (SEASON)	24 (2019-20)	24 (2019-20)
SHUTOUTS (SEASON)	1 (2019-20)	1 (2019-20)







# 79 CARTER HART


## CAREER STATS VS. NHL

TEAM	GP	W-L-OT	SO	GA	GAA	SV%	TEAM	GP	W-L-OT	SO	GA	GAA	SV%
ANAHEIM	2	2-0-0	0	3	1.50	.959	NASHVILLE	1	1-0-0	0	1	1.00	.969
ARIZONA	1	0-1-0	0	3	11.08	.750	NEW JERSEY	3	2-1-0	1	6	1.98	.922
BOSTON	5	4-1-0	0	14	2.71	.910	NY ISLANDERS	2	0-2-0	0	9	6.23	.833
BUFFALO	2	2-0-0	0	2	1.00	.964	NY RANGERS	4	3-1-0	0	9	2.25	.921
CALGARY	2	0-0-2	0	5	2.36	.915	OTTAWA	2	1-1-0	0	5	2.57	.898
CAROLINA	4	2-2-0	0	9	2.69	.911	PHILADELPHIA	0	0-0-0	0	0	0.00	.000
CHICAGO	2	2-0-0	0	4	2.00	.944	PITTSBURGH	3	1-1-0	0	5	2.15	.936
COLORADO	1	0-1-0	0	3	3.16	.889	SAN JOSE	2	1-1-0	0	8	4.00	.860
COLUMBUS	2	1-1-0	0	5	2.54	.896	ST. LOUIS	2	0-1-0	0	5	2.68	.924
DALLAS	2	1-1-0	0	4	2.04	.925	TAMPA BAY	3	0-3-0	0	8	3.83	.867
DETROIT	4	4-0-0	0	9	2.24	.931	TORONTO	2	2-0-0	0	5	2.40	.929
EDMONTON	2	1-1-0	0	8	4.97	.862	VANCOUVER	3	2-0-1	0	4	1.30	.952
FLORIDA	4	2-2-0	0	9	2.58	.920	VEGAS	1	0-1-0	0	5	5.16	.848
LOS ANGELES	1	0-0-0	0	1	1.60	.929	WASHINGTON	3	1-1-1	0	7	2.29	.926
MINNESOTA	2	1-1-0	0	7	3.53	.892	WINNIPEG	3	2-0-0	0	4	1.72	.941
MONTREAL	4	2-2-0	0	9	2.85	.913							

### - NHL TOTALS -

GP	W-L-OT	SO	GA	GAA	SV%
74	40-26-4	1	176	2.59	.915





# 13 KEVIN HAYES

- CENTER -  
HAYES, KEH-vin

**BIRTHDATE:** May 8, 1992 | **BIRTHPLACE:** Dorchester, Massachusetts  
**HEIGHT:** 6'5" | **WEIGHT:** 216 | **SHOOTS:** Left | **SEASON:** 7th NHL, 2nd Flyers  
**ACQUIRED:** Trade - from Winnipeg, June 3, 2019

## 2019-20

Appeared in all 69 games in his first season with the Flyers... scored 23 goals, two shy of his career high of 25 in 76 games with NYR in 2017-18... recipient of the Gene Hart Memorial Award, given annually to the Flyer who demonstrates the most "heart" as voted by the Flyers Fan Club... recorded three three-point games: Oct. 26 vs. CBJ (1G, 2A); Feb. 1 vs. COL (2G, 1A); and Feb. 25 vs. SJS (2G, 1A)... second on the team with five game-winning goals, two of which came in overtime... one of four players to share the NHL lead with four shorthanded goals, becoming the first Flyer to post that many since Matt Read scored four SHG in the 2013-14 season...GWG and SHG totals were both career highs... scored his first goal as a Flyer Oct. 9 vs. NJD... posted a three-game goal streak Oct. 21-26 (3G) and a four-game point streak Oct. 21-27 (3G, 3A)... played his 400th NHL game Nov. 15 at OTT... posted 16 points (8G, 8A) over a 19-game stretch from Nov. 19 - Dec. 29... scored his 100th NHL goal Nov. 30 at MTL... posted nine points (5G, 4A) over 11 games from Jan. 7 - Feb. 3... scored shorthanded goals in consecutive games Feb. 1 vs. COL and Feb. 3 at DET, becoming the first Flyer to do so since Matt Read did it in March 2014... led the Flyers in playoff scoring with 13 points (4G, 9A), all of which came at even strength... also led the team in plus-minus (+7) and shots on goal (44)... set career playoff highs with three points (all assists) and a plus-3 rating Aug. 8 vs. WSH... scored twice Aug. 26 vs. NYI (Gm 2), his first career multi-goal playoff game.

## CAREER

**2018-2019:** Appeared in 51 games for the New York Rangers, recording 14 goals and 28 assists before being traded to Winnipeg...ranked second in assists (28) and third in points (42) on the Rangers before being traded...led the Rangers in shorthanded goals (2) before the trade...posted a nine-game point streak (5G, 11A) from Dec. 8 to Dec. 29; six of the nine were multi-point games...recorded a season-high ice time (23:15) on Dec. 23 vs. PHI...posted 12 multi-point games with NY Rangers...tallied three assists on Nov. 6 vs. MTL...scored two goals on Dec. 10 at TBL...appeared in 20 games for Winnipeg, recording five goals and eight assists...ranked fourth in assists (8) and fifth in goals (5) and points (13) during his time with Winnipeg...posted a goal and two assists in the second game with Winnipeg on Mar. 1 vs. NSH...tallied four points (1G, 3A) in the 5-0 win on Mar. 23 vs. NSH...registered two goals and one assist in six games in the first round of the 2019 Stanley Cup playoffs. **2017-18:** Established career-highs in several categories, including goals (25), even strength goals (17), power play goals (6), shorthanded goals (2), average ice time (17:21), and shots on goal (172), and tied his career-high in game-winning goals (4)...tied for fourth in the NHL - and led the Rangers - in times scoring the first goal of the game (9)...led the Rangers in shorthanded goals, tied for the team lead in game-winning goals and shorthanded points (2), ranked second in even strength goals, even strength points (34), takeaways (52), faceoff wins (562), and faceoffs taken (1,112), tied for second in goals, ranked third in points (44), tied for third in power play goals, and ranked fourth in shots on goal...ranked second on the Rangers - and led team forwards - in shorthanded ice time (17:02); also led Rangers forwards in average shorthanded ice time (2:15)...led the Rangers in goals (15) and tied for the team lead in points (25) on the road...registered a goal/point in two consecutive games on Oct. 19 vs. NYI and Oct. 21 vs. NSH (two goals, one assist, plus-five rating)...recorded a point in five games over a seven-game span from Nov. 11 vs. EDM to Nov. 26 vs. VAN (2G, 3A, plus-6 rating)...posted a four-game point streak from Dec. 15 vs. LAK to Dec. 21 at NJD (3G, 1A)...recorded an assist, tied for the game high with five shots on goal, and posted a plus one rating in 18:11 of ice time in the 2018 Bridgestone NHL Winter Classic on Jan. 1 at BUF...registered 26 points (15G, 11A) in 33 games after returning to the Rangers' lineup on Jan. 25 following an injury; led the team in goals and points over the span...tallied a point in 19 of the final 28 games of the season (14G, 10A)...recorded a point in nine games over an 11-game span from Feb. 9 vs. CGY to Mar. 2 at CGY (7G, 5A); recorded three separate three-game point streaks during the stretch...posted a three-game assist/point streak from Feb. 9 vs. CGY to Feb. 13 at MIN (2G, 3A)...recorded a team-high six shots on goal on Feb. 9 vs. CGY; registered six shots on goal in the first period, becoming the first Ranger to do so since Feb. 16, 2015 (NSH)...tied for the team-high with five shots on goal in 20:07 of ice time on Feb. 15 at NYI...registered his 20th goal of the season on Mar. 10 at FLA; reached the 20-goal plateau for the first time in his NHL career...tallied a point in eight of the final 11 games of the season (5G, 4A)...recorded an assist while skating in his 300th career NHL game on Mar. 17 at STL...recorded two assists, including his 100th career NHL assist on Mar. 24 vs. BUF...posted a five-game point streak from Mar. 28 at WSH to Apr. 5 at NYI (4G, 1A), including a three-game goal streak from Mar. 31 at CAR to Apr. 5 at NYI...won 15 of 17 faceoffs (88.2%) on Apr. 7 at PHI; became the fifth Ranger to win at least 15 faceoffs and post a faceoff win percentage of 88.0% or better in the same game since the NHL began tracking faceoffs in 1997-98. **2016-17:** Established career-highs in assists (32), points (49), shorthanded assists (6), shorthanded points (7), and game-winning goals (4)...led the NHL in shorthanded assists and tied for the NHL lead in shorthanded points; became the first Ranger to lead the NHL in shorthanded assists outright since Messier in 1996-97...the Rangers posted a 29-2-2 record in games which he tallied a point, including a 15-0-0 record in games which he tallied a goal...led the Rangers in points on the road (30; 11G, 19A)...registered 15 points (7G, 8A) and a plus-15 rating over a 12-game span from Oct. 30 vs. TBL to Nov. 21 at PIT...posted a career-high six-game point streak from Oct. 30 vs. TBL to Nov. 8 vs. VAN (4G, 6A), including a career-high four-game goal streak from Nov. 1 vs. STL to Nov. 6 vs. WPG...established a single-game career-high with three assists and tied single game career-highs with three points on Oct. 30 vs. TBL...led the Rangers in goals (8) and points (13) in November; was the only NHL player who recorded at least 13 points and a plus-10 rating during the month...selected as the NHL's Third Star of the Week for the week ending on Nov. 6, as he recorded six points (4G, 2A) and a plus-seven rating in four games; tied for the NHL lead in goals, tied for second in the NHL in plus/minus rating, and tied for fourth in the league in points during the week...tallied a shorthanded goal, which was the game-winning goal on Nov. 5 at BOS...posted his first career multi-goal game in the NHL, recording two goals on Nov. 15 at VAN...



# 13 KEVIN HAYES

registered the game-winning goal, which was his 100th career NHL point, on Nov. 25 at PHI...recorded 12 points (2G, 10A) over a 10-game span from Dec. 27 vs. OTT to Jan. 19 at TOR; posted four multi-point games in the 10 contests...tallied an assist, recorded five shots on goal, and posted a plus one rating while skating in his 200th career NHL game on Jan. 7 at CBJ...tied single-game career-highs with three assists and three points, and posted a plus-three rating on Feb. 9 vs. NSH...tallied two points (1G, 1A), including his sixth shorthanded assist of the season on Mar. 12 at DET; became the first Ranger to tally six shorthanded assists in one season since Messier in 1996-97...established playoff career-highs in faceoff wins (102) and faceoff win percentage (51.8%; 102-for-197)...tied for the team lead in faceoff wins, ranked second in faceoff win percentage, and tied for sixth in assists (three) in the playoffs...posted a faceoff win percentage of 50.0% or better in nine of 12 playoff contests...tallied an assist on the game-winning goal, led all skaters with 12 faceoff wins (12-for-19; 63.2%) in Game 6 of the First Round vs. MTL on Apr. 22...tallied an assist in two consecutive games in Game 4 of the Second Round vs. OTT on May 4 and Game 5 at OTT on May 6...registered four points (2G, 2A) and posted a plus-four rating in three games while representing the United States at the 2017 IIHF World Championship. **2015-16:** Tied for fifth on the Rangers in even strength assists (19), ranked sixth in primary assists (14), and tied for sixth in assists (22), power play goals (three), and even strength points (30)...ranked sixth on the Rangers in assists per 60 minutes of ice time (1.22)...the Rangers posted an 18-6-6 record in games which he tallied a point, including an 8-3-3 record in games which he registered a goal...posted a three-game point streak over the first three games from Oct. 7 at CHI to Oct. 10 vs. CBJ (1G, 2A)...tallied a point in eight games over a 10-game span from Oct. 22 vs. ARI to Nov. 14 at OTT (4G, 5A)...registered two points (1G, 1A) while skating in his 100th career NHL game on Nov. 23 vs. NSH...posted a three-game point streak from Feb. 21 vs. DET to Feb. 25 at STL (1G, 2A)...skated in three playoff games. **2014-15:** Led NHL rookies in primary assists (25), ranked second in shooting percentage (15.3%), tied for third in plus/minus rating (plus-15), ranked fifth in points (45), tied for fifth in assists (28), and ranked sixth in goals (17)...led the Rangers in shooting percentage and tied for fifth in goals...recorded one shot on goal in 14:17 of ice time while making his NHL debut in the Rangers' home opener on Oct. 12 vs. TOR...tallied his first career NHL point with a goal on Oct. 19 vs. SJS...recorded his first career NHL assist on Oct. 21 at NJD...posted a five-game point streak from Feb. 7 at NSH to Feb. 14 at ARI, including a three-game goal streak from Feb. 10 at TOR to Feb. 14 at ARI...notched his first career shorthanded goal on Feb. 14 at ARI; became the first Ranger rookie to tally a power play goal and a shorthanded goal in the same season since Mikael Samuelsson in 2001-02...tallied his 40th point of the season on Apr. 6 vs. CBJ...tied for first among NHL rookies in primary assists (5) and game-winning goals (1), ranked second in power play points (3), tied for second in assists (5), power play assists (2), and takeaways (9), and tied for third in points (7) in the playoffs...tied for the team lead in primary assists in the playoffs...tallied his first career NHL playoff goal/point by tallying the game-winning goal in overtime in Game 4 of the First Round at PIT on Apr. 22; became the first Rangers rookie to tally a playoff OT goal on the road in franchise history...registered his first career NHL playoff assist in Game 1 of the Second Round vs. WSH on Apr. 30...tallied a power play goal in Game 7 vs. WSH on May 13; became the second Ranger rookie to tally a goal in Game 7 of a playoff series, and the first to do so since Muzz Patrick in the Semifinals in 1939 against BOS. **2013-14:** Named a finalist for the Hobey Baker Award as the top player in collegiate hockey...named to the NCAA East First All-American Team and Hockey East's First All-Star Team...established collegiate career-highs in goals (27), assists (38), points (65), plus/minus rating (plus-34), power play goals (six), and game-winning goals (6)...ranked second in the nation in points, third in plus/minus rating, fourth in assists, and fifth in goals...ranked second on Boston College in goals, points, game-winning goals, and shots on goal (140), tied for second in power play goals, and ranked third in assists and plus/minus rating...registered two points (1G, 1A) in eight games while representing the United States at the 2014 IIHF World Championship. **2012-13:** Tied for third on Boston College in assists (19), tied for fourth in power play goals (4), and tied for fifth in points (25)...tallied seven multi-point games, including three multi-point performances. **2011-12:** Tied for fifth on Boston College in assists (21), power play goals (3), and game-winning goals (3) while helping the Eagles win the National Championship...registered an assist in the National Championship Game on Apr. 7 vs. Ferris State. **2010-11:** Led freshmen on the team in power play goals (2), tied for first among team freshmen in assists (10), and ranked second in goals (4) and points (14)...Made his collegiate debut on Oct. 9 at Northeastern...tallied his first career collegiate goal, assist, and point as part of a two-point effort on Oct. 15 at Denver. **2009-10:** Registered two goals in two games with the United States U-18 National Development Team (USDP)...tallied 69 points (25 goals, 44 assists) in 29 games with Noble & Greenough School. **2008-09:** Registered 55 points (28 goals, 27 assists) in 23 games with Noble & Greenough School. **2007-08:** Recorded 13 points (eight goals, five assists) in 29 games with Noble & Greenough School. Personal: Nickname is "Hazy"...his brother, Jimmy, played 334 NHL games over eight seasons with Chicago, Boston, Florida and New Jersey; the two were teammates at Boston College for one season...two of his cousins are former NHL players Keith Tkachuk and Tom Fitzgerald, and he is also cousins with current NHL player Matthew Tkachuk and 2018 first round draft pick Brady Tkachuk...received a degree in communications from Boston College.



# 13 KEVIN HAYES

## STATISTICAL CAREER HIGHS

	FLYERS	CAREER
MOST GOALS (GAME)	2 (2 TIMES)	2 (4 TIMES)
MOST ASSIST (GAME)	2 (3 TIMES)	3 (6 TIMES)
MOST POINTS (GAME)	3 (2 TIMES)	4 (3/23/19 vs. NSH)
MOST GOALS (SEASON)	23 (2019-20)	25 (2017-18)
MOST ASSIST (SEASON)	18 (2019-20)	36 (2018-19)
MOST POINTS (SEASON)	41 (2019-20)	55 (2018-19)
LONGEST GOAL-SCORING STREAK	3 GAMES (10/21-10/26/19)	4 GAMES (11/1-11/6/16)
LONGEST ASSIST-SCORING STREAK	2 GAMES (10/26-10/27/19)	4 GAMES (12/22-12/29/18)
LONGEST POINT-SCORING STREAK	4 GAMES (2 TIMES)	9 GAMES (12/8-12/29/18)

## CAREER RECORD

YEAR	TEAM	LEAGUE	REGULAR SEASON						PLAYOFFS					
			GP	G	A	PTS	PIM		GP	G	A	PTS	PIM	
2010-11	Boston College	H-East	31	4	10	14	8	--	--	--	--	--	--	
2011-12	Boston College	H-East	44	7	21	28	10	--	--	--	--	--	--	
2012-13	Boston College	H-East	27	6	19	25	14	--	--	--	--	--	--	
2013-14	Boston College	H-East	40	27	38	65	16	--	--	--	--	--	--	
2014-15	NY Rangers	NHL	79	17	28	45	22	19	2	5	7	2		
2015-16	NY Rangers	NHL	79	14	22	36	30	3	0	0	0	4		
2016-17	NY Rangers	NHL	76	17	32	49	18	12	0	3	3	4		
2017-18	NY Rangers	NHL	76	25	19	44	18	--	--	--	--	--	--	
2018-19	NY Rangers	NHL	51	14	28	42	10	--	--	--	--	--	--	
	Winnipeg	NHL	20	5	8	13	2	6	2	1	3	2		
2019-20	FLYERS	NHL	69	23	18	41	34	16	4	9	13	2		
<b>H-East TOTALS</b>			<b>142</b>	<b>44</b>	<b>88</b>	<b>132</b>	<b>48</b>	<b>0</b>	<b>0</b>	<b>0</b>	<b>0</b>	<b>0</b>	<b>0</b>	
<b>NHL TOTALS</b>			<b>450</b>	<b>115</b>	<b>155</b>	<b>270</b>	<b>134</b>	<b>56</b>	<b>8</b>	<b>18</b>	<b>26</b>	<b>14</b>		

## MISCELLANEOUS STATS

YEAR	TEAM	LEAGUE	REGULAR SEASON										PLAYOFFS		
			PP	SH	GW	S	S%	+/-	TF	F%	MIN		PP	SH	GW
2014-15	NY Rangers	NHL	1	1	1	111	15.3	15	678	36.6	13:02		1	0	1
2015-16	NY Rangers	NHL	3	0	3	133	10.5	4	381	36.0	13:40		0	0	0
2016-17	NY Rangers	NHL	1	1	4	143	11.9	10	968	45.7	16:34		0	0	0
2017-18	NY Rangers	NHL	6	2	4	172	14.5	1	1112	50.5	17:21	--	--	--	
2018-19	NY Rangers	NHL	3	2	1	119	11.8	1	768	48.6	19:27	--	--	--	
	Winnipeg	NHL	0	0	1	37	13.5	-3	213	51.6	15:17		0	0	0
2019-20	FLYERS	NHL	4	4	5	175	13.1	-6	826	50.2	17:44		0	0	0
<b>NHL TOTALS</b>			<b>18</b>	<b>10</b>	<b>19</b>	<b>890</b>	<b>12.9</b>	<b>22</b>	<b>4946</b>	<b>46.2</b>	<b>16:01</b>		<b>1</b>	<b>0</b>	<b>1</b>





# 13 KEVIN HAYES

## CAREER STATS VS. NHL


TEAM	GP	G	A	PTS	PIM	TEAM	GP	G	A	PTS	PIM
ANAHEIM	12	4	3	7	6	NASHVILLE	12	4	13	17	0
ARIZONA	12	4	6	10	2	NEW JERSEY	20	6	7	13	20
BOSTON	17	4	1	5	6	NY ISLANDERS	23	6	4	10	12
BUFFALO	15	1	9	10	2	NY RANGERS	3	3	0	3	2
CALGARY	11	4	4	8	4	OTTAWA	17	3	7	10	8
CAROLINA	25	3	8	11	6	PHILADELPHIA	18	4	3	7	2
CHICAGO	12	4	2	6	2	PITTSBURGH	20	4	6	10	4
COLORADO	11	6	6	12	6	SAN JOSE	13	5	5	10	0
COLUMBUS	22	8	12	20	4	ST. LOUIS	9	2	2	4	4
DALLAS	11	1	3	4	0	TAMPA BAY	15	5	5	10	6
DETROIT	15	4	5	9	2	TORONTO	17	3	6	9	2
EDMONTON	10	1	5	6	4	VANCOUVER	11	4	3	7	2
FLORIDA	17	4	4	8	6	VEGAS	6	1	4	5	4
LOS ANGELES	11	5	3	8	0	WASHINGTON	24	7	8	15	8
MINNESOTA	11	1	1	2	0	WINNIPEG	12	2	4	6	6
MONTREAL	18	2	6	8	4						

### - NHL TOTALS -

GP	G	A	PTS	PIM
450	115	155	270	134







# 11 TRAVIS KONECNY

- CENTER -

koh-NEHK-nee, TRA-vihs

**BIRTHDATE:** March 11, 1997 | **BIRTHPLACE:** London, Ontario

**HEIGHT:** 5'10" | **WEIGHT:** 183 | **SHOOTS:** Right | **SEASON:** 5th NHL, 5th Flyers

**ACQUIRED:** Draft - 1st Round (24th overall) in 2015

## 2019-20

Appeared in 66 of 69 games... established career highs in assists (37) and points (61) while matching his career high of 24 goals (third consecutive season), doing all in 16 fewer games... winner of the Toyota Cup, awarded to the Flyer with the most points from being selected as a 'Star of the Game... installed as a regular on the power play, resulting in a 55-minute increase of total power play time from 2017-18... recorded 23 points on the power play, nearly tripling his previous career high of eight... scored three game-winning goals, marking the third consecutive year he'd scored three or more... averaged 16:48 TOI per game, marking his fourth consecutive year of increased ice time and the biggest one-season jump of his career, playing 1:32 more per game than 2017-18... increased his shooting percentage by 3.8 points over 2018-19... represented the Flyers at the 2020 NHL All-Star Weekend, the first appearance of his career... recorded six three-point games after only having two prior to the season... first one was a three-point game (1G, 2A) in the NHL Global Series win over Chicago in Prague, Czech Republic on Oct. 4... started the season on a four-game scoring streak (3G, 4A) and went on to record 19 points (8G, 11A) in the first 17 games... set a career high with three assists Nov. 21 at CAR and later tied it Dec. 19 vs. BUF... played a career-high 23:14 Jan. 2 at VGK... finished the season from Feb. 1 onward on a point-per-game pace, posting 18 points (7G, 11A) over the final 18 games... picked up his 100th career assist Feb. 25 vs. SJS... appeared in all 16 playoff games, collecting seven assists... picked up his first two career playoff assists Aug. 8 vs. WSH.

## CAREER

**2018-19:** Recorded eight multi-point games... posted his first point of the season on Oct. 6 at COL... picked up his first goal of the year on Oct. 18 at CBJ and followed that up with a goal on Oct. 20 vs. NJD... went on a three-game point streak (2G, 2A) from Oct. 16 to Oct. 20... posted a three-game point streak (1G, 2A) from Nov. 3 to Nov. 8... played a season-high 20:50 Nov. 13 vs. FLA... recorded a three-point game and a Gordie Howe Hat Trick (1G, 2A) on Nov. 23 vs. NYR... recorded a point in seven out of eight games (6G, 5A) from Nov. 17 to Dec. 8... tallied a goal and an assist on Jan. 19 at MTL and then again following the All-Star break on Jan. 28 vs. WPG... posted a point in 11 out of 15 games (7G, 6A) from Feb. 16 to Mar. 17, including a four-game point streak (3G, 2A). **2017-18:** Played his 100th career game Dec. 12 vs. TOR... after posting four goals and six assists for 10 points in the first 36 games of season, had 20 goals and 17 assists for 37 points in the final 45 beginning Dec. 28... recorded 10 multi-point games, including a pair of two-goal games, all of them after Dec. 28... scored the OT GWG in consecutive games on Jan. 21 at WSH and Jan. 23 at DET, becoming only the second Flyer to accomplish that feat (S. Kapanen, Dec. 28 & 29, 2005)... scored both goals on the only shot of OT for either team, becoming just the second player anywhere in the NHL to do that since 1997-98 (T. Bertuzzi, Dec. 11 & 12, 2009)... posted a six-game scoring streak Jan. 18-31 (5-2-7), the last five of which were a five-game goal-scoring streak (5G)... posted a career-high three points (1G, 2A) Feb. 18 at NYR. **2016-17:** Appeared in 70 games for the Flyers in a breakout year... recorded 11 goals and 17 assists in his rookie season... Made NHL debut on Oct 14 vs LAK, recording 2 assists for a two-point game... First NHL goal scored on Oct 25 vs BUF... Recorded 2 goals Mar 13 vs. CBJ... **2015-16:** Appeared in 29 games for the Ottawa 67's... recorded 38 assists... traded to Sarnia Sting on Jan 7... Appeared in 31 games for the Sarnia Sting... Recorded 23 goals and 33 assists for 56 points... Member of Canada U-20 team in World Juniors Championship. **2014-15:** Appeared in 60 games for the Ottawa 67's as team captain... recorded 29 goals and 39 assists for a 68 point season... was second leading scorer... **2013-14:** Appeared in 63 games for the Ottawa 67's in the OHL... scored 26 goals and recorded 44 assists for a 70 point season... recorded two assists in his OHL debut on Sep 20... led all rookies in points and goals in OHL... was awarded the Emms Family Award for OHL rookie of the year... named to the OHL's first rookie all-star team... member of the Canada U-18 Team for the World Junior Championship... recorded 4 goals and an assist in 7 games of the tournament.





# 11 TRAVIS KONECNY

## STATISTICAL CAREER HIGHS

	FLYERS	CAREER
MOST GOALS (GAME)	2 (7 TIMES)	2 (7 TIMES)
MOST ASSIST (GAME)	3 (2 TIMES)	3 (2 TIMES)
MOST POINTS (GAME)	3 (6 TIMES)	3 (6 TIMES)
MOST GOALS (SEASON)	24 (3 TIMES)	24 (3 TIMES)
MOST ASSIST (SEASON)	37 (2019-20)	37 (2019-20)
MOST POINTS (SEASON)	61 (2019-20)	61 (2019-20)
LONGEST GOAL-SCORING STREAK	5 GAMES (1/20-1/31/18)	5 GAMES (1/20-1/31/18)
LONGEST ASSIST-SCORING STREAK	4 GAMES (10/4-10/15/19)	4 GAMES (10/4-10/15/19)
LONGEST POINT-SCORING STREAK	6 GAMES (1/18-1/31/18)	6 GAMES (1/18-1/31/18)

## CAREER RECORD

			REGULAR SEASON					PLAYOFFS				
YEAR	TEAM	LEAGUE	GP	G	A	PTS	PIM	GP	G	A	PTS	PIM
2013-14	Ottawa	OHL	63	26	44	70	18	--	--	--	--	--
2014-15	Ottawa	OHL	60	29	39	68	34	5	3	7	10	6
2015-16	Ottawa	OHL	29	7	38	45	6	--	--	--	--	--
2015-16	Sarnia	OHL	31	23	33	56	21	2	1	2	3	0
2015-16	Canada U20	WJC	5	1	1	2	0	--	--	--	--	--
2016-17	FLYERS	NHL	70	11	17	28	49	--	--	--	--	--
2017-18	FLYERS	NHL	81	24	23	47	46	6	1	0	1	10
2018-19	FLYERS	NHL	82	24	25	49	40	--	--	--	--	--
2019-20	FLYERS	NHL	66	24	37	61	28	16	0	7	7	14
<b>OHL TOTALS</b>			<b>183</b>	<b>85</b>	<b>154</b>	<b>239</b>	<b>79</b>	<b>7</b>	<b>4</b>	<b>9</b>	<b>13</b>	<b>6</b>
<b>FLYERS/NHL TOTALS</b>			<b>299</b>	<b>83</b>	<b>102</b>	<b>185</b>	<b>163</b>	<b>22</b>	<b>1</b>	<b>7</b>	<b>8</b>	<b>24</b>

## MISCELLANEOUS STATS

REGULAR SEASON												PLAYOFFS		
YEAR	TEAM	LEAGUE	PP	SH	GW	S	S%	+/-	TF	F%	MIN	PP	SH	GW
2016-17	FLYERS	NHL	3	0	0	133	8.3	-2	5	0.0	14:05	--	--	--
2017-18	FLYERS	NHL	1	0	6	177	13.6	17	21	33.3	14:54	0	0	0
2018-19	FLYERS	NHL	4	0	3	182	13.2	-4	22	31.8	15:16	--	--	--
2019-20	FLYERS	NHL	5	0	3	141	17.0	-1	49	49.0	16:48	0	0	0
FLYERS/NHL TOTALS			13	0	12	633	13.1	10	97	39.2	15:14	0	0	0





# 11

## TRAVIS KONECNY


### CAREER STATS VS. NHL

TEAM	GP	G	A	PTS	PIM	TEAM	GP	G	A	PTS	PIM
ANAHEIM	8	2	2	4	4	NASHVILLE	6	1	1	2	2
ARIZONA	8	1	3	4	4	NEW JERSEY	16	7	3	10	14
BOSTON	12	2	5	7	8	NY ISLANDERS	14	6	0	6	14
BUFFALO	11	3	6	9	6	NY RANGERS	15	5	7	12	24
CALGARY	7	1	1	2	6	OTTAWA	12	3	4	7	0
CAROLINA	17	6	5	11	10	PHILADELPHIA	0	0	0	0	0
CHICAGO	8	2	4	6	2	PITTSBURGH	14	3	3	6	4
COLORADO	6	0	4	4	4	SAN JOSE	6	1	5	6	4
COLUMBUS	15	6	12	18	6	ST. LOUIS	7	1	3	4	2
DALLAS	7	2	2	4	0	TAMPA BAY	11	5	3	8	12
DETROIT	11	4	1	5	4	TORONTO	12	4	6	10	0
EDMONTON	6	1	1	2	0	VANCOUVER	7	1	3	4	0
FLORIDA	11	1	5	6	6	VEGAS	6	2	4	6	0
LOS ANGELES	7	2	3	5	6	WASHINGTON	15	5	1	6	7
MINNESOTA	6	0	0	0	0	WINNIPEG	7	1	2	3	10
MONTREAL	11	5	3	8	4						

### - NHL TOTALS -

GP	G	A	PTS	PIM
299	83	102	185	163





# 21 SCOTT LAUGHTON

- CENTER -

LAW-tuhn, SKAWT

**BIRTHDATE:** May 30, 1994 | **BIRTHPLACE:** Oakville, Ontario

**HEIGHT:** 6'1" | **WEIGHT:** 185 | **SHOOTS:** Left | **SEASON:** 8th NHL, 8th Flyers

**ACQUIRED:** Draft - 1st Round (20th overall) in 2012

## 2019-20

Winner of the Yanick Dupre Class Guy Memorial Award, presented to the Flyer deemed to show character, dignity and respect on and off the ice as voted by the Philadelphia Chapter of the Professional Hockey Writers Association, and the Pelle Lindbergh Memorial Trophy, given to the Flyer who is deemed the "Most Improved Player" as voted by his teammates... appeared in 49 of 69 games, missing a total of 20 due to injury - missed 13 games from Oct. 27 - Nov. 21 due to a broken finger and seven games from Dec. 15-29 due to a groin strain... recorded 27 points (13G, 14A) during those 49 games for a 0.55 points-per-game average, a career high that was 0.14 better than his previous of 0.39 points per game set in 2018-19... came within five points of his career high of 32 set last year in 33 fewer games... was a plus-11 on the season, the first plus season of his career and a 24-point turnaround from the previous season... recorded seven multi-point games over his 49 contests, eclipsing his career high of six in 82 games from 2018-19... set up Travis Konecny's second goal of the game in the Oct. 4 win over Chicago at the NHL Global Series in Prague, Czech Republic... scored the game-winning goal with 4:49 to play in the third period Dec. 7 vs. OTT... played his 300th career game Jan. 16 vs. MTL... came out of the All-Star break with a three-game goal streak from Jan. 31 - Feb. 3... registered three consecutive two-point games when he scored two goals and was plus-3 Feb. 22 vs. WPG and then posted two assists Feb. 25 vs. SJS and Feb. 28 vs. NYR... posted two assists, was plus-2 and was named the game's first star March 5 vs. CAR... all that was part of a total of nine points (3G, 6A) over the final eight games of the season... appeared in 15 playoff games... led the Flyers in playoff goals (5)... scored twice and added an assist Aug 8 vs. WSH. .

## CAREER

**2018-19:** Set career highs in games played (82) and goals (12) for the second straight season while also posting a career-high in assists (20)... recorded six multi-point games... scored in the season-opener on Oct. 4 at VGK... posted a two-goal game, including an empty-netter on Oct. 10 at OTT... registered a two-goal game on Nov. 8 vs. ARI... scored the Flyers only goal on Dec. 15 at VAN (5-1 L)... went on a three-game assist streak (3A) Dec. 27-31... registered three assists on Jan. 14 vs. MIN (7-4W)... posted a six-game point streak (4G, 2A) from Mar. 1 to Mar. 14... tallied two assists to earn the second star on Mar. 27 vs. TOR.

**2017-18:** Set career highs in games played (81) and goals (10)... recorded five shots on goal and earned second star honors Oct. 5 at LAK... recorded his first career two-goal game, including a shorthanded tally, Oct. 14 vs. WSH and added another Dec. 4 at CGY... posted a goal and an assist Dec. 12 vs. TOR... played a season-high 16:31 Feb. 18 at NYR... went 10-for-11 (90.9 pct) on faceoffs Feb. 8 vs. MTL and had two perfect games in the circle - 6-for-6 on Jan. 31 at WSH and 5-for-5 on March 4 at FLA.

**2016-17:** Appeared in 60 games for the Flyers' American Hockey League affiliate, the Lehigh Valley Phantoms... tied for the AHL lead in shorthanded goals with four and led the Phantoms with a plus-17 rating... recorded a three-assist game Nov. 12 vs. Toronto Marlies... recorded at least a point in 13 out of 18 games Jan. 7 through Feb. 19, posting nine goals and six assists in the stretch... recorded a six-game scoring streak Mar. 3-11 (3G, 4A)... finished the regular season with consecutive two-point games (1G, 1A each) Apr. 14 vs. Providence & Apr. 15 at Binghamton... scored two goals to put away Game 4 vs. Hershey on Apr. 29 to force a deciding Game 5 of their first-round series.

**2015-16:** Completed his first full season with the Flyers, appearing in 71 games... recorded seven goals and 14 assists for 21 points... recorded two assists at TOR on Feb. 20, his first of three multi-point games over the rest of the season (2A Feb. 20 at TOR, 1G 1A Apr. 10 at NYI)... recorded a three-game scoring streak (1G, 3A) Feb. 19-23... played a career-high 18:04 Oct. 27 vs. BUF.

**2014-15:** Split the season between the Flyers and AHL Lehigh Valley, appearing in 31 games for the Flyers and 39 for the Phantoms... started the season with the Phantoms and scored four goals over a two-game span Oct. 17 and 18 in a home-and-home series vs. Adirondack (two goals in each game)... had six goals and five assists for 11 points in his first 13 games... recalled by the Flyers on Nov. 18 and made his season debut with the Flyers on Nov. 19 at NYR, marking his first NHL action since January of 2013... recorded his first NHL point with an assist Dec. 2 at SJS... scored his first NHL goal and posted his first NHL multi-point game (1G, 1A) on Dec. 13 vs. CAR... returned to Lehigh Valley on Feb. 15 and remained there the rest of the season... posted a four-game scoring streak (4G, 3A) from March 28 to April 3, including two goals and one assist vs. Wilkes-Barre/Scranton on March 28... was part of a stretch where he scored seven goals over the final 12 games of the season... had a four-game scoring streak (3G, 2A) April 10-17.

**2013-14:** Returned to Oshawa following Flyers' training camp and skated for the Canada U20 team at the 2014 World Juniors... was the second-leading scorer for the Generals behind 17-year-old Michael Dal Colle (NYI) as Oshawa finished first in the OHL's East Division and reached the Eastern Conference finals... scored 40 goals with 47 assists and was plus-12 with 72 penalty minutes... scored 13 goals on the power play. In nine playoff games he scored 4 goals with 7 assists and was plus-2 with 17 penalty minutes... had 1 assist and was plus-2 with 6 penalty minutes in seven games at the WJC. Canada finished fourth; falling 2-1 to Russia in the bronze medal game.

**2012-13:** Made his NHL debut as an 18-year-old, skating in five games with the Flyers before returning to the OHL's Oshawa Generals... finished the year with Philadelphia's AHL affiliate in Adirondack... had no points nor penalty minutes and had an even plus/minus, averaging 11:31 minutes of ice time during his time with the Flyers. In six AHL games he scored his first professional goal and was +2 with 2 assists. Adirondack missed the playoffs after finishing last in the Northeast Division... was the second-leading scorer for Oshawa in his third OHL season... scored 23 goals with 33 assists in 49 games and was +22 with 72 penalty minutes. The Generals finished second in the East Division and reached the second round in the playoffs... scored 7 goals with 6 assists in seven playoff games and was +8 with 11 penalty minutes.

**2011-12:** Had a strong second season and finished the year with an impressive performance for Team Canada at the 2012 U18 World Junior Championship... scored 21 goals with 32 assists and was plus-8 with 101 penalty minutes in 64 games for Oshawa... In the playoffs, scored 2 goals with 3 assists and was minus-5 with 17 penalty minutes in a six-game, first-round playoff series defeat... in seven games for bronze medal-winning Canada at the WJC,



# 21 SCOTT LAUGHTON

scored 2 goals with 5 assists and was plus-3 with 4 penalty minutes... one of the risers in Central Scouting's rankings, moving up twelve places from the mid-season list and ranking 28th amongst North American skaters in the final rankings prior to the 2012 NHL Draft. **2010-11:** Skated in 63 games for Oshawa in his first OHL season and represented Ontario in the 2011 U17 World Hockey Challenge... scored 12 goals with 11 assists and was plus-5 with 58 penalty minutes on an Oshawa team that finished second in its division... in 10 playoff games, scored 1 goal with 1 assist and was minus-2 with 11 penalty minutes... in five games at the WHC, scored 2 goals with 2 assists and had 4 penalty minutes as Ontario captured the gold medal. **2009-10:** Was the captain for the Toronto Marlboros Midget AAA team in the Greater Toronto Hockey League and skated in two games for the St. Michael's Buzzers Tier II junior team... scored 55 goals with 40 assists and 109 penalty minutes in 76 games for the Marlboros... was selected by the Oshawa Generals in the first round (3rd overall) of the OHL Priority Draft.

## STATISTICAL CAREER HIGHS

	FLYERS	CAREER
MOST GOALS (GAME)	2 (5 TIMES)	2 (5 TIMES)
MOST ASSIST (GAME)	3 (1/14/19 vs MIN)	3 (1/14/19 vs MIN)
MOST POINTS (GAME)	3 (1/14/19 vs MIN)	3 (1/14/19 vs MIN)
MOST GOALS (SEASON)	13 (2019-20)	13 (2019-20)
MOST ASSIST (SEASON)	20 (2018-19)	20 (2018-19)
MOST POINTS (SEASON)	32 (2018-19)	32 (2018-19)
LONGEST GOAL-SCORING STREAK	3 GAMES (1/31-2/3/20)	3 GAMES (1/31-2/3/20)
LONGEST ASSIST-SCORING STREAK	3 GAMES (12/27-12/31/18)	3 GAMES (12/27-12/31/18)
LONGEST POINT-SCORING STREAK	6 GAMES (3/1-3/14/19)	6 GAMES (3/1-3/14/19)

## CAREER RECORD

CAREER RECORD			REGULAR SEASON					PLAYOFFS				
YEAR	TEAM	LEAGUE	GP	G	A	PTS	PIM	GP	G	A	PTS	PIM
2010-11	Oshawa	OHL	63	12	11	23	58	10	1	1	2	11
2011-12	Oshawa	OHL	64	21	32	53	101	6	2	3	5	17
2012-13	Oshawa	OHL	49	23	33	56	72	7	7	6	13	11
2012-13	FLYERS	NHL	5	0	0	0	0	--	--	--	--	--
2012-13	PHANTOMS	AHL	6	1	2	3	0	--	--	--	--	--
2013-14	Oshawa	OHL	54	40	47	87	72	9	4	7	11	17
2014-15	PHANTOMS	AHL	39	14	13	27	31	--	--	--	--	--
	FLYERS	NHL	31	2	4	6	17	--	--	--	--	--
2015-16	FLYERS	NHL	71	7	14	21	34	3	0	0	0	0
2016-17	PHANTOMS	AHL	60	19	20	39	40	5	2	1	3	2
	FLYERS	NHL	2	0	0	0	0	--	--	--	--	--
2017-18	FLYERS	NHL	81	10	10	20	42	6	1	0	1	6
2018-19	FLYERS	NHL	82	12	20	32	53	--	--	--	--	--
2019-20	FLYERS	NHL	49	13	14	27	26	15	5	4	9	21
OHL TOTALS			230	96	123	219	303	32	14	17	31	56
AHL TOTALS			105	34	35	69	71	5	2	1	3	2
NHL/FLYERS TOTALS			321	44	62	106	172	24	6	4	10	27

## MISCELLANEOUS STATS

REGULAR SEASON															PLAYOFFS		
YEAR	TEAM	LEAGUE	PP	SH	GW	S	S%	+/-	TF	F%	MIN	PP	SH	GW			
2012-13	FLYERS	NHL	0	0	0	10	0	0	43	44.2	11:31	--	--	--			
2014-15	FLYERS	NHL	0	0	0	51	3.9	-1	275	48.7	12:43	--	--	--			
2015-16	FLYERS	NHL	0	0	0	85	8.2	-2	388	43.8	10:26	0	0	0			
2016-17	FLYERS	NHL	0	0	0	4	0	0	20	55.0	10:15	--	--	--			
2017-18	FLYERS	NHL	0	1	0	108	9.3	-10	604	52.0	11:07	0	0	0			
2018-19	FLYERS	NHL	0	0	1	130	9.2	-11	635	54.2	14:51	--	--	--			
2019-20	FLYERS	NHL	0	0	2	74	17.6	13	271	53.9	14:36	0	0	1			
FLYERS/NHL TOTALS			0	1	3	462	9.5	-11	2236	50.9	12:37	0	0	1			





# 21 SCOTT LAUGHTON


## CAREER STATS VS. NHL

TEAM	GP	G	A	PTS	PIM	TEAM	GP	G	A	PTS	PIM
ANAHEIM	7	0	2	2	0	NASHVILLE	7	0	4	4	2
ARIZONA	8	3	1	4	13	NEW JERSEY	14	2	2	4	11
BOSTON	12	0	1	1	16	NY ISLANDERS	15	2	7	9	13
BUFFALO	10	0	3	3	13	NY RANGERS	20	2	3	5	10
CALGARY	8	2	1	3	4	OTTAWA	10	5	3	8	4
CAROLINA	16	2	5	7	6	PHILADELPHIA	0	0	0	0	0
CHICAGO	8	0	2	2	5	PITTSBURGH	13	1	1	2	0
COLORADO	8	1	0	1	4	SAN JOSE	8	0	3	3	0
COLUMBUS	19	2	0	2	8	ST. LOUIS	7	2	1	3	0
DALLAS	7	0	0	0	0	TAMPA BAY	14	0	4	4	12
DETROIT	11	3	3	6	6	TORONTO	11	3	6	9	2
EDMONTON	7	1	0	1	6	VANCOUVER	8	1	0	1	0
FLORIDA	13	2	3	5	8	VEGAS	6	1	1	2	0
LOS ANGELES	9	1	0	1	6	WASHINGTON	17	6	0	6	11
MINNESOTA	9	0	3	3	6	WINNIPEG	7	2	0	2	4
MONTREAL	12	0	3	3	2						

### - NHL TOTALS -

GP	G	A	PTS	PIM
321	44	62	106	172





# 23 OSKAR LINDBLOM

- LEFT WING -

LIHND-blawm, AWS-kuhr

**BIRTHDATE:** August 15, 1996 | **BIRTHPLACE:** Gavle, Sweden

**HEIGHT:** 6'1" | **WEIGHT:** 200 | **SHOOTS:** Left | **SEASON:** 4th NHL, 4th FLYERS

**ACQUIRED:** Draft- 5th round (138th overall) in 2014

## 2019-20

Appeared in 30 games before being sidelined for the rest of the regular season due to a diagnosis of Ewing's sarcoma... played his final game of the season Dec. 7 vs. OTT... scored 11 goals and added seven assists for 18 points, putting him more than halfway to his career high... was tied for the team lead in goals at the time of his diagnosis... averaged 17:37 of ice time per game, nearly four minutes higher than during the previous season... scored seven goals in the first 12 games of the season... recorded three multi-point games, all 1G 1A... scored a power play goal Oct. 4 vs. CHI at Prague, Czech Republic...was the first of four PPG he scored on the season after posting just one in his career to that point... had a four-game scoring streak (2-3-5) from Oct. 29 to Nov. 5... nominated by the Philadelphia Chapter of the PHWA for the 2019-20 Bill Masterton Memorial Trophy, awarded annually by the NHL to the player who best embodies the qualities of perseverance, sportsmanship, and dedication to the game of hockey... due to the COVID-19 season postponement, was able to recover in time to join the Flyers in the Toronto playoff bubble and returned to action Sept. 3 vs. NYI (Gm 6), appearing in the final two playoff games of the run.

## CAREER

**2018-19:** Registered four multi-point games during the season... scored n the season opener on Oct. 4 at VGK... went on a five-game point streak (2G, 5A) from Oct. 30 to Nov. 8... scored a goal on Nov. 1 at LAK to earn a third star... picked up the game's only goal just 1:40 into the contest on Jan. 29 at NYR to earn a second star... tallied a point in five out of six games (3G, 3A) from Jan. 16 to Feb. 2... posted a two-goal game on Feb. 17 at DET... scored a goal in the last three games on Apr. 2 at DAL, Apr. 4 at STL, and Apr. 6 vs. CAR. **2017-18:** Made his NHL debut Feb. 20 vs. MTL... recorded his first NHL point on an assist March 17 at CAR and scored his first NHL goal the next day vs. WSH... scored eight seconds into the third period on March 22 vs. NYR, which ties with three others as the third-fastest goal from the start of a period in franchise history, and was the fastest since S. Gagne scored seven seconds into overtime at NYR on January 5, 2006... the goal was the game-winner... also posted a season-high five SOG in the game while adding four hits and two blocked shots. **2016-17:** Appeared in all 52 games for Brynas IF Gavle... recorded 22 goals and 25 assists for 47 points...also scored four goals and added 10 assists in 20 playoff games...was named the SHL Forward of the Year. **2015-16:** Played in eight games for the Phantoms where he posted two goals and five assists... made his professional debut 4/1/16 at St. John's...scored his first professional goal in a 6-4 loss 4/9/16 vs. Bridgeport...tallied eight goals and 17 assists in 48 games for Brynas IF Gavle...his 25 points were the most by an SHL Junior...scored three points (1G, 2A) in three playoff games for Brynas...also appeared in seven games for Sweden U20 in the WJC-20 league where he tallied six points (3G, 3A)...played in 14 contests for Sweden's U20 team in the International-Jr league and scored five goals along with five assists. **2014-15:** Appeared in 37 games for Brynas IF Gavle, recording eight goals and seven assists for 15 points on the season...also skated in four playoff games. **2013-14:** Leading scorer for Team Sweden at the 2013 World U17 Hockey Challenge with eight goals and 13 points.





# 23 OSKAR LINDBLOM

## STATISTICAL CAREER HIGHS

	FLYERS	CAREER
MOST GOALS (GAME)	2 (2/17/19 at DET)	2 (2/17/19 at DET)
MOST ASSISTS (GAME)	2 (11/3/18 at SJS)	2 (11/3/18 at SJS)
MOST POINTS (GAME)	2 (7 TIMES)	2 (7 TIMES)
MOST GOALS (SEASON)	17 (2018-19)	17 (2018-19)
MOST ASSISTS (SEASON)	16 (2018-19)	16 (2018-19)
MOST POINTS (SEASON)	33 (2018-19)	33 (2018-19)
LONGEST GOAL-SCORING STREAK	3 GAMES (4/2-4/6/19)	3 GAMES (4/2-4/6/19)
LONGEST ASSIST-SCORING STREAK	3 GAMES (2 TIMES)	3 GAMES (2 TIMES)
LONGEST POINT-SCORING STREAK	5 GAMES (10/27-11/8/18)	5 GAMES (10/27-11/8/18)

## CAREER RECORD

			REGULAR SEASON					PLAYOFFS				
YEAR	TEAM	LEAGUE	GP	G	A	PTS	PIM	GP	G	A	PTS	PIM
2013-14	Brynäs	SweHL	4	0	0	0	0	--	--	--	--	--
2014-15	Brynäs	SweHL	37	8	7	15	16	4	0	0	0	0
2015-16	Brynäs J20	Superelit	--	--	--	--	--	2	1	3	4	0
	Brynäs	SHL	48	8	17	25	14	3	1	2	3	6
	PHANTOMS	AHL	8	2	5	7	0	--	--	--	--	--
	Sweden U20	WJC-20	7	3	3	6	0	--	--	--	--	--
	Sweden U20	Int Jr.	14	5	5	10	2	--	--	--	--	--
2016-17	Brynäs	SHL	52	22	25	47	18	20	4	10	14	10
2017-18	PHANTOMS	AHL	54	16	18	34	10	11	4	3	7	0
	FLYERS	NHL	23	2	4	6	8	4	0	0	0	0
2018-19	FLYERS	NHL	81	17	16	33	20	--	--	--	--	--
2019-20	FLYERS	NHL	30	11	7	18	4	2	0	0	0	0
SHL TOTALS			141	38	49	87	48	27	5	12	17	16
Int'l TOTAL			21	8	8	16	2	0	0	0	0	0
AHL TOTALS			62	18	23	41	10	11	4	3	7	0
NHL/FLYERS TOTALS			134	30	27	57	32	6	0	0	0	0

## MISCELLANEOUS STATS

			REGULAR SEASON									PLAYOFFS		
YEAR	TEAM	LEAGUE	PP	SH	GW	S	S%	+/-	TF	F%	MIN	PP	SH	GW
2017-18	FLYERS	NHL	0	0	1	36	5.6	4	0	0.0	14:35	0	0	0
2018-19	FLYERS	NHL	2	0	2	162	10.5	-9	10	30.0	13:45	--	--	--
2019-20	FLYERS	NHL	3	0	0	72	15.3	4	32	40.6	17:37	0	0	0
NHL/FLYERS TOTALS			5	0	3	270	11.1	-1	42	38.1	14:45	0	0	0





# 23 OSKAR LINDBLOM


## CAREER STATS VS. NHL

TEAM	GP	G	A	PTS	PIM	TEAM	GP	G	A	PTS	PIM
ANAHEIM	2	1	1	2	2	NASHVILLE	2	0	0	0	0
ARIZONA	3	1	1	2	2	NEW JERSEY	6	1	2	3	4
BOSTON	6	2	3	5	8	NY ISLANDERS	7	1	3	4	0
BUFFALO	3	1	0	1	0	NY RANGERS	6	2	0	2	4
CALGARY	4	0	0	0	0	OTTAWA	6	1	1	2	2
CAROLINA	9	2	2	4	0	PHILADELPHIA	0	0	0	0	0
CHICAGO	4	2	1	3	2	PITTSBURGH	7	1	2	3	2
COLORADO	3	0	0	0	0	SAN JOSE	2	0	2	2	0
COLUMBUS	8	1	0	1	0	ST. LOUIS	2	1	0	1	0
DALLAS	4	1	0	1	0	TAMPA BAY	4	1	0	1	0
DETROIT	5	3	1	4	2	TORONTO	6	1	1	2	0
EDMONTON	3	1	1	2	0	VANCOUVER	3	1	0	1	2
FLORIDA	5	0	1	1	0	VEGAS	4	2	1	3	0
LOS ANGELES	2	1	1	2	0	WASHINGTON	6	1	2	3	0
MINNESOTA	2	0	0	0	0	WINNIPEG	3	0	0	0	2
MONTREAL	7	1	1	2	0						

### - NHL TOTALS -

GP	G	A	PTS	PIM
134	30	27	57	32





# 55 SAMUEL MORIN

- LEFT WING -

moh-REHN, SAM-yewl

**BIRTHDATE:** July 12, 1995 | **BIRTHPLACE:** Lac-Beauport, Quebec

**HEIGHT:** 6'6" | **WEIGHT:** 230 | **SHOOTS:** Left | **SEASON:** 5th NHL, 5th Flyers

**ACQUIRED:** Draft - 1st round (11th overall) in 2013

## 2019-20

Missed the season while recovering from a second offseason ACL surgery.

## CAREER

**2018-2019:** Spent the majority of the season recovering from offseason ACL surgery before returning to action in February... played two games for the Phantoms before being called up to the Flyers... appeared in five games for the Flyers, averaging 12:22 TOI/game. **2017-18:** Appeared in two games for the Flyers during the season... recorded one shot, one block and three hits 11/22/17 at NYI... skated in 15:28 minutes of action and added four hits 11/24/17 vs. NYI... played in 15 games for the Phantoms, posting one goal and six assists... also appeared in three playoff games for Lehigh Valley. **2016-17:** Appeared in 74 games for Phantoms... recorded three goals and 13 assists for 16 points... led team in penalty minutes for second year in a row with 129 minutes... recorded goal and assist in 5-0 win on Feb 8 vs Binghamton... recorded game-winning-goal on Nov 29 vs Toronto... made NHL debut on Apr 3 vs NJD... recorded two shots for the Flyers in 17:47 minutes of ice time 4/4/17 at NJD. **2015-16:** Made his pro debut Oct 10 vs. Syracuse... appeared in all 76 games (only Phantom to do so)... recorded 4 goals and 15 assists for 19 points... First AHL goal on Nov 22 vs Providence... Registered Gordie Howe hat trick (goal, assist, fight) in 6-4 win on Dec 18 vs Hershey... led team in penalty minutes with 118 minutes. **2014-15:** Appeared in 38 games for Rimouski... recorded 5 goals and 27 assists... Rimouski finished first in the East Division and beat second-place Quebec in the QMJHL Finals... advanced to the Memorial Cup... scored 1 goal with 10 assists and was +10 with 28 penalty minutes in 19 QMJHL playoff games... was -3 with 1 goal and 7 penalty minutes in four games at the Memorial Cup... Won gold medal with Canada at the WJC. **2013-14:** Appeared in 54 games for Rimouski Oceanic... recorded 7 goals and 24 assists... signed a three-year entry-level contract with the Flyers in September 2013... Rimouski finished second in the East Division... reached the second round in the playoffs... scored 4 goals with 4 assists and was +1 with 30 penalty minutes in 11 playoff games. **2012-13:** Appeared in 46 games for Rimouski Oceanic... recorded 4 goals and 12 assists... recorded team-high 117 penalty minutes... Member of Canada's U-18 team... was plus-six with 2 assists and 6 penalty minutes in seven games for Canada's gold medal-winning U18 team in Sochi, Russia. **2011-12:** Appeared in 62 games in his debut season for Rimouski Océanic in the QMJHL... named to the QMJHL all-rookie team.



# 55 SAMUEL MORIN

## STATISTICAL CAREER HIGHS

	FLYERS	CAREER
MOST GOALS (GAME)	N/A	N/A
MOST ASSISTS (GAME)	N/A	N/A
MOST POINTS (GAME)	N/A	N/A
MOST GOALS (SEASON)	N/A	N/A
MOST ASSISTS (SEASON)	N/A	N/A
MOST POINTS (SEASON)	N/A	N/A
LONGEST GOAL-SCORING STREAK	N/A	N/A
LONGEST ASSIST-SCORING STREAK	N/A	N/A
LONGEST POINT-SCORING STREAK	N/A	N/A

## CAREER RECORD

CAREER RECORD		REGULAR SEASON						PLAYOFFS				
YEAR	TEAM	LEAGUE	GP	G	A	PTS	PIM	GP	G	A	PTS	PIM
2011-12	Rimouski	QMJHL	62	0	8	8	57	10	0	1	1	8
2012-13	Rimouski	QMJHL	46	4	12	16	117	6	1	6	7	16
2013-14	Rimouski	QMJHL	54	7	24	31	121	11	4	4	8	30
2014-15	Rimouski	QMJHL	38	5	27	32	68	19	1	10	11	28
2015-16	PHANTOMS	AHL	76	4	15	19	118	--	--	--	--	--
2016-17	PHANTOMS	AHL	74	3	13	16	129	5	0	2	2	2
	FLYERS	NHL	1	0	0	0	0	--	--	--	--	--
2017-18	FLYERS	NHL	2	0	0	0	4	--	--	--	--	--
	PHANTOMS	AHL	15	1	6	7	26	3	0	0	0	2
2018-19	PHANTOMS	AHL	2	0	0	0	5	--	--	--	--	--
	FLYERS	NHL	5	0	0	0	4	--	--	--	--	--
2019-20	FLYERS	NHL	1	0	0	0	0	--	--	--	--	--
	PHANTOMS	AHL	3	0	0	0	2	--	--	--	--	--
QMJHL TOTALS			200	16	71	87	363	46	6	21	27	82
AHL TOTALS			170	8	34	42	280	8	0	2	2	4
NHL/FLYERS TOTALS			9	0	0	0	8	0	0	0	0	0

## MISCELLANEOUS STATS

		REGULAR SEASON										PLAYOFFS		
YEAR	TEAM	LEAGUE	PP	SH	GW	S	S%	+/-	TF	F%	MIN	PP	SH	GW
2016-17	FLYERS	NHL	0	0	0	2	0.0	0	0	0	17:47	--	--	--
2017-18	FLYERS	NHL	0	0	0	1	0.0	1	0	0	15:49	--	--	--
2018-19	FLYERS	NHL	0	0	0	5	0.0	-3	0	0	12:22	--	--	--
2019-20	FLYERS	NHL	0	0	0	0	0.0	-1	0	0	12:32	--	--	--
<b>NHL/FLYERS TOTALS</b>			<b>0</b>	<b>0</b>	<b>0</b>	<b>8</b>	<b>0.0</b>	<b>-3</b>	<b>0</b>	<b>0</b>	<b>13:45</b>	<b>0</b>	<b>0</b>	<b>0</b>





# 55 SAMUEL MORIN


## CAREER STATS VS. NHL

TEAM	GP	G	A	PTS	PIM	TEAM	GP	G	A	PTS	PIM
ANAHEIM	0	0	0	0	0	NASHVILLE	0	0	0	0	0
ARIZONA	0	0	0	0	0	NEW JERSEY	1	0	0	0	0
BOSTON	0	0	0	0	0	NY ISLANDERS	3	0	0	0	4
BUFFALO	0	0	0	0	0	NY RANGERS	0	0	0	0	0
CALGARY	0	0	0	0	0	OTTAWA	0	0	0	0	0
CAROLINA	2	0	0	0	0	PHILADELPHIA	0	0	0	0	0
CHICAGO	0	0	0	0	0	PITTSBURGH	0	0	0	0	0
COLORADO	0	0	0	0	0	SAN JOSE	0	0	0	0	0
COLUMBUS	0	0	0	0	0	ST. LOUIS	1	0	0	0	2
DALLAS	1	0	0	0	2	TAMPA BAY	0	0	0	0	0
DETROIT	0	0	0	0	0	TORONTO	1	0	0	0	0
EDMONTON	0	0	0	0	0	VANCOUVER	0	0	0	0	0
FLORIDA	0	0	0	0	0	VEGAS	0	0	0	0	0
LOS ANGELES	0	0	0	0	0	WASHINGTON	0	0	0	0	0
MINNESOTA	0	0	0	0	0	WINNIPEG	0	0	0	0	0
MONTREAL	0	0	0	0	0						

### - NHL TOTALS -

GP	G	A	PTS	PIM
9	0	0	0	8





# 5 PHILIPPE MYERS

- DEFENSE -

**BIRTHDATE:** January 25, 1997 | **BIRTHPLACE:** Moncton, NB

**HEIGHT:** 6'5" | **WEIGHT:** 218 | **SHOOTS:** Right | **SEASON:** 3rd NHL, 3rd Flyers

**ACQUIRED:** Free Agent - Signed an entry-level contract on Sept. 21, 2015

## 2019-20

Appeared in 50 games for the Flyers and six for their AHL affiliate, the Lehigh Valley Phantoms... started the season in Lehigh Valley before being recalled on October 31 and stayed in the NHL the rest of the season... scored goals in three consecutive games Nov. 7-10, becoming just the seventh Flyers defenseman to accomplish the feat and the first since Mark Howe did it in 1987... led the team with six hits while recording five shot attempts, two takeaways and two blocked shots Nov. 10 at BOS... recorded three assists in the third period Dec. 3 vs. TOR, becoming the third-youngest defenseman in franchise history to pick up three assists in one period, joining Ivan Provorov and Alexandre Picard... posted assists in consecutive games Dec. 19-21 and Jan. 7-8... played a career-high 20:30 Nov. vs. CAR and later eclipsed it Feb. 11 at NYI (20:46) and Feb. 28 vs. NYR (20:56)... scored his first career playoff goal Aug. 2 vs. BOS... scored the overtime winner Aug. 26 vs NYI (Gm 2), becoming the seventh defenseman in franchise history to do so and the first in 20 years.

## CAREER

**2018-19:** Recorded nine goals and 24 assists in 53 games for the Phantoms...ranked 2nd on the team in penalty minutes (78), 4th on the team in assists (24) and 6th on the team in points (33)...amongst the defensemen, ranked 1st in goals (9) and 2nd in both assists (24) and points (33)...registered six multi-point games during the season...tallied a goal and two assists in a 5-2 win on Oct. 27 at Binghamton...posted a three-game assist streak (3A) from Nov. 2 to Nov. 9...scored the game-winning goal in a 5-4 win on Nov. 16 at Providence...registered a three-game point streak (1G, 5A) from Dec. 22 to Dec. 28...tallied three assists in a 5-3 win on Dec. 26 at WBS...recalled to the Flyers on Feb. 9...made his NHL debut on Feb. 17 at DET...recorded his 1st NHL point on Feb. 26 vs. BUF...scored his 1st NHL goal on Mar. 6 vs WSH...recorded a goal and an assist in 21 games for the Flyers, averaging 15:22 on ice per game...loaned back to the Phantoms on Apr. 5...tallied three assists in a 10-6 win on Apr. 7 vs. Wilkes-Barre/Scranton. **2017-18:** Recorded five goals and 16 assists for 21 points in 50 games for the Phantoms...finished second among defensemen with 21 points...appeared in 13 Calder Cup Playoff games, adding seven points (3G, 4A)...made his professional debut Oct. 7 vs. HER...scored his first pro goal Oct. 15 at HER... posted a goal, assist in a 5-4 loss vs. Hartford on October 28, 2017. **2016-17:** Posted 10 goals and 25 assists in 34 games with the Rouyn-Noranda Huskies...finished with 11 multi-point efforts on the season...skated in three playoff games and recorded nine points (3G, 6A)...scored two goals Oct. 15 in a 6-2 win over Dru...tallied two goals and one assist in an 8-3 win vs. Rim on Nov. 19...member of Team Canada's silver medal-winning team at the 2017 World Junior Ice Hockey Championships. **2015-16:** Appeared in 63 games and recorded 45 points (17G, 28A) with Rouyn-Noranda...his 28 assists tie for fifth-most on the team...won the QMJHL Championship with the Huskies and tallied 16 points (4G, 12A) in 20 playoff games...posted two assists on six occasions...registered two assists Oct. 3 in an 8-4 win over Chi...tallied two assists in a 5-2 win at SNB on Oct. 30...recorded three points (1G, 2A) Feb. 25 in a 7-6 win vs. My. **2014-15:** Recorded two goals and six assists in 60 games for the Huskies...added two assists in six playoff games...posted an assist in two consecutive games Jan. 29-31. **2013-14:** Skated in 46 games and added four assists in his rookie season for Rouyn-Noranda...tallied three assists in nine playoff games.





# 5 PHILIPPE MYERS

## STATISTICAL CAREER HIGHS

	FLYERS	CAREER
MOST GOALS (GAME)	1 (5 TIMES)	1 (5 TIMES)
MOST ASSIST (GAME)	3 (12/3/19 vs TOR)	3 (12/3/19 vs TOR)
MOST POINTS (GAME)	3 (12/3/19 vs TOR)	3 (12/3/19 vs TOR)
MOST GOALS (SEASON)	4 (2019-20)	4 (2019-20)
MOST ASSIST (SEASON)	12 (2019-20)	12 (2019-20)
MOST POINTS (SEASON)	16 (2019-20)	16 (2019-20)
LONGEST GOAL-SCORING STREAK	3 GAMES (11/7-11/10/19)	3 GAMES (11/7-11/10/19)
LONGEST ASSIST-SCORING STREAK	2 GAMES (3 TIMES)	2 GAMES (3 TIMES)
LONGEST POINT-SCORING STREAK	4 GAMES (11/5-11/10/19)	4 GAMES (11/5-11/10/19)

## CAREER RECORD

			REGULAR SEASON					PLAYOFFS				
YEAR	TEAM	LEAGUE	GP	G	A	PTS	PIM	GP	G	A	PTS	PIM
2013-14	Rouyn-Noranda	QMJHL	46	0	4	4	11	9	0	3	3	2
2014-15	Rouyn-Noranda	QMJHL	60	2	6	8	55	6	0	2	2	15
2015-16	Rouyn-Noranda	QMJHL	63	17	28	45	44	20	4	12	16	18
2016-17	Rouyn-Noranda	QMJHL	34	10	25	35	46	13	3	6	9	14
2017-18	PHANTOMS	AHL	50	5	16	21	54	13	3	4	7	12
2018-19	PHANTOMS	AHL	53	9	24	33	78	--	--	--	--	--
	FLYERS	NHL	21	1	1	2	2	--	--	--	--	--
2019-20	PHANTOMS	AHL	6	0	4	4	4	--	--	--	--	--
	FLYERS	NHL	50	4	12	16	30	16	3	1	4	8
<b>QMJHL TOTAL</b>			<b>203</b>	<b>29</b>	<b>63</b>	<b>92</b>	<b>156</b>	<b>48</b>	<b>7</b>	<b>23</b>	<b>30</b>	<b>49</b>
<b>AHL TOTALS</b>			<b>109</b>	<b>14</b>	<b>44</b>	<b>58</b>	<b>136</b>	<b>13</b>	<b>3</b>	<b>4</b>	<b>7</b>	<b>12</b>
<b>NHL/FLYERS TOTALS</b>			<b>71</b>	<b>5</b>	<b>13</b>	<b>18</b>	<b>32</b>	<b>16</b>	<b>3</b>	<b>1</b>	<b>4</b>	<b>8</b>

## MISCELLANEOUS STATS

			REGULAR SEASON										PLAYOFFS		
YEAR	TEAM	LEAGUE	PP	SH	GW	S	S%	+/-	TF	F%	MIN		PP	SH	GW
2018-19	FLYERS	NHL	0	0	0	25	4.0	-5	0	0.0	15:22		--	--	--
2019-20	FLYERS	NHL	0	0	0	78	5.1	17	0	0.0	17:06		0	0	0
<b>FLYERS/NHL TOTALS</b>			<b>0</b>	<b>1</b>	<b>0</b>	<b>31</b>	<b>6.5</b>	<b>-3</b>	<b>93</b>	<b>47.3</b>	<b>13:41</b>		<b>0</b>	<b>0</b>	<b>0</b>





# 5 PHILIPPE MYERS


## CAREER STATS VS. NHL

TEAM	GP	G	A	PTS	PIM	TEAM	GP	G	A	PTS	PIM
ANAHEIM	0	0	0	0	0	NASHVILLE	0	0	0	0	0
ARIZONA	2	0	0	0	2	NEW JERSEY	3	0	0	0	0
BOSTON	2	1	1	2	0	NY ISLANDERS	4	0	0	0	0
BUFFALO	3	0	2	2	2	NY RANGERS	4	0	0	0	4
CALGARY	1	0	0	0	0	OTTAWA	4	0	1	1	2
CAROLINA	5	0	3	3	0	PHILADELPHIA	0	0	0	0	0
CHICAGO	1	0	0	0	0	PITTSBURGH	4	0	0	0	2
COLORADO	1	0	0	0	4	SAN JOSE	2	0	0	0	2
COLUMBUS	4	1	1	2	0	ST. LOUIS	2	0	0	0	0
DALLAS	1	0	0	0	0	TAMPA BAY	2	0	0	0	0
DETROIT	2	0	0	0	0	TORONTO	5	1	3	4	2
EDMONTON	0	0	0	0	0	VANCOUVER	1	0	0	0	0
FLORIDA	3	0	1	1	6	VEGAS	1	0	0	0	0
LOS ANGELES	1	0	0	0	0	WASHINGTON	7	1	1	2	4
MINNESOTA	1	0	0	0	0	WINNIPEG	1	0	0	0	0
MONTREAL	4	1	0	1	2						

### - NHL TOTALS -

GP	G	A	PTS	PIM
71	5	13	18	32





# 19 NOLAN PATRICK

- CENTER -

PAT-rihk, NOH-luhn

**BIRTHDATE:** September 19, 1998 | **BIRTHPLACE:** Winnipeg, Manitoba  
**HEIGHT:** 6'2" | **WEIGHT:** 203 | **SHOOTS:** Right | **SEASON:** 3rd NHL, 3rd Flyers  
**ACQUIRED:** Draft - 1st round (2nd overall) in 2017

## 2019-20

Missed the season with a migraine disorder.

## CAREER

**2018-2019:** Posted four multi-point games during the season... scored his first goal of the season in the 5-2 win on Oct. 20 vs. NJD... went on a four-game point streak (2G, 4A) from Oct. 30 to Nov. 5... posted the only goal in the shootout to earn the 3-2 win on Dec. 23 at NYR... recorded a two-goal game on Jan. 14 vs. MIN... scored his first NHL overtime goal in the 5-4 overtime win on Feb. 2 vs. EDM... tallied a three-point game (1G, 2A) on Feb. 16 vs. DET... went on a three-game point-streak starting on the Stadium Series on Feb. 23 to Feb. 28... played a season-high time-on-ice (19:58) on Mar. 23 vs. NYI. **2017-18:** Posted at least a point in 26 games, 19 of which were after January 1... made his NHL debut Oct. 4 at SJS... recorded first NHL point (assist) Oct. 7 at ANA... scored his first NHL goal Oct. 10 at NSH... missed nine games due to injury, Oct. 26 - Nov. 14... recorded his first multi-point game (1G, 1A) Jan. 31 at WSH... scored the game-tying goal with less than three seconds left in regulation Feb. 3 vs. OTT, the third-latest by a rookie in franchise history... played 18:42 on Feb. 10 at ARI, more than two minutes over his previous season/career high... posted a five-game scoring streak, including a four-game goal streak, Feb. 16-24... recorded nine shots on goal Feb. 24 at OTT, the most by a Flyers rookie since November 2002 (D. Seidenberg, 10, 11/16/02) and just the sixth time in franchise history by a rookie... posted his first career three-point and two-goal game April 3 at NYI. **2016-17:** Recorded 20 goals and 26 assists in 33 games for the Brandon Wheat Kings...suffered a leg injury and missed playoffs. **2015-16:** Fifth-leading scorer in the league with 102 points (41 G, 61 A) in 72 WHL games...appeared in 21 playoff games, scoring 13 goals and adding 17 assists... his 30 playoff points ranked first in the WHL...named WHL playoffs MVP...WHL Second All-Star Team...Hlinka Memorial Gold Medal recipient. **2014-15:** Tallied 56 points (30 G, 26 A) in 55 games for the Brandon Wheat Kings...his 30 goals were the most by a WHL rookie...named WHL Rookie of the Year...skated in 19 playoff games, adding eight goals and seven assists...appeared in five contests for Canada Red U17 and recorded five assists. **2013-14:** Played in 39 games for the Winnipeg Thrashers where he posted 33 goals and 30 assists...added 10 points (3G, 7A) in eight playoff games for Winnipeg...also appeared in three games for Brandon, scoring one goal.



# 19 NOLAN PATRICK

## STATISTICAL CAREER HIGHS

	FLYERS	CAREER
MOST GOALS (GAME)	2 (3 TIMES)	2 (3 TIMES)
MOST ASSISTS (GAME)	2 (4 TIMES)	2 (4 TIMES)
MOST POINTS (GAME)	3 (2 TIMES)	3 (2 TIMES)
MOST GOALS (SEASON)	13 (2017-18;2018-19)	13 (2017-18;2018-19)
MOST ASSISTS (SEASON)	18 (2018-19)	18 (2018-19)
MOST POINTS (SEASON)	31 (2018-19)	31 (2018-19)
LONGEST GOAL-SCORING STREAK	4 GAMES (2/18-2/24/18)	4 GAMES (2/18-2/24/18)
LONGEST ASSIST-SCORING STREAK	3 GAMES (2 TIMES)	3 GAMES (2 TIMES)
LONGEST POINT-SCORING STREAK	5 GAMES (2/16-2/24/18)	5 GAMES (2/16-2/24/18)

## CAREER RECORD

			REGULAR SEASON					PLAYOFFS				
YEAR	TEAM	LEAGUE	GP	G	A	PTS	PIM	GP	G	A	PTS	PIM
2013-14	Winnipeg	MMHL	39	33	30	63	42	8	3	7	10	6
	Brandon	WHL	3	1	0	1	0	9	0	0	0	2
2014-15	Brandon	WHL	55	30	26	56	19	19	8	7	15	14
	Canada Red U17	WHC-17	5	0	5	5	6	--	--	--	--	--
2015-16	Brandon	WHL	72	41	61	102	41	21	13	17	30	16
2016-17	Brandon	WHL	33	20	26	46	36	--	--	--	--	--
2017-18	FLYERS	NHL	73	13	17	30	30	6	1	1	2	0
2018-19	FLYERS	NHL	72	13	18	31	27	--	--	--	--	--
2019-20	FLYERS	NHL	0	0	0	0	0	0	0	0	0	0
<b>WHL TOTALS</b>			<b>163</b>	<b>92</b>	<b>113</b>	<b>205</b>	<b>96</b>	<b>49</b>	<b>21</b>	<b>24</b>	<b>45</b>	<b>32</b>
<b>NHL TOTALS</b>			<b>145</b>	<b>26</b>	<b>35</b>	<b>61</b>	<b>57</b>	<b>6</b>	<b>1</b>	<b>1</b>	<b>2</b>	<b>0</b>

## MISCELLANEOUS STATS

			REGULAR SEASON										PLAYOFFS		
YEAR	TEAM	LEAGUE	PP	SH	GW	S	S%	+/-	TF	F%	MIN	PP	SH	GW	
2017-18	FLYERS	NHL	5	0	2	127	10.2	1	743	50.6	13:43	1	0	0	
2018-19	FLYERS	NHL	1	0	3	115	11.3	-8	779	51.2	15:05	--	--	--	
2019-20	FLYERS	NHL	0	0	0	0	0	0	0	0	0	0	0	0	
FLYERS/NHL TOTALS			6	0	5	242	10.7	-7	1522	50.9	14:24	1	0	0	





# 19 NOLAN PATRICK

## CAREER STATS VS. NHL

TEAM	GP	G	A	PTS	PIM	TEAM	GP	G	A	PTS	PIM
ANAHEIM	4	2	2	4	0	NASHVILLE	3	1	0	1	0
ARIZONA	3	0	1	1	0	NEW JERSEY	8	1	0	1	10
BOSTON	6	1	1	2	0	NY ISLANDERS	8	3	3	6	6
BUFFALO	6	0	1	1	4	NY RANGERS	8	1	1	2	2
CALGARY	4	1	0	1	0	OTTAWA	5	2	1	3	0
CAROLINA	5	0	3	3	4	PHILADELPHIA	0	0	0	0	0
CHICAGO	2	1	0	1	2	PITTSBURGH	8	0	3	3	0
COLORADO	3	1	0	1	0	SAN JOSE	4	1	0	1	0
COLUMBUS	7	1	2	3	4	ST. LOUIS	2	0	0	0	2
DALLAS	4	0	1	1	2	TAMPA BAY	6	1	1	2	5
DETROIT	6	1	4	5	0	TORONTO	5	1	2	3	0
EDMONTON	4	1	0	1	0	VANCOUVER	4	0	1	1	2
FLORIDA	4	0	1	1	4	VEGAS	3	0	0	0	0
LOS ANGELES	4	0	2	2	2	WASHINGTON	7	1	1	2	2
MINNESOTA	2	2	2	4	2	WINNIPEG	4	0	2	2	2
MONTREAL	6	3	0	3	2						

### - NHL TOTALS -

GP	G	A	PTS	PIM
145	26	35	61	57





# 61 DERRICK POUILOT

POO-lee-awt, DAIR-ihk

**BIRTHDATE:** January 16, 1994 | **BIRTHPLACE:** Estevan, Saskatchewan

**HEIGHT:** 6'0" | **WEIGHT:** 196 | **SHOOTS:** Left | **SEASON:** 7th NHL, 1st FLYERS

**ACQUIRED:** Free Agent - signed October 10, 2020

## 2019-20

Signed with St. Louis in the off-season as a free agent... only appeared in two games for the Blues, playing a back-to-back Nov. 29 at DAL and Nov. 30 vs. PIT... spent the rest of the season with St. Louis's AHL affiliate in San Antonio, posting seven goals and 32 assists in 58 games... recorded nine two-point games... had five scoring streaks of three games or more, including a season-high six-game streak (3-5-8) Nov. 19 - Dec. 7.

## CAREER

**2018-2019:** Appeared in 62 games with Vancouver, posting three goals and nine assists... had three games of plus-3 or better, including a season-high plus-4 in the season opener Oct. 3 vs. CGY... scored the overtime game-winner and played 25:26 Nov. 2 vs. COL... played a season-high 26:01 Nov. 6 at DET... points in consecutive games (1G, 1A) Feb. 9 & 11. **2017-18:** Finished his 4th NHL season (first with Vancouver) with 22 points (3-19-22) and 39 penalty minutes in 71 games played ... Made his debut and registered his first point (0-1-1) as a Canuck Oct. 14 vs. CGY ... Scored his first goal as a Canuck Nov. 22 at PIT ... Scored a career-high 3 points (1-2-3), Dec. 5 vs. CAR ... Was a season high +4 with 2 assists, Feb. 17 vs. BOS ... Set a career-high for games played (68), goals (3), assists (19) and points (22) this season. **2016-17:** Split the season between Pittsburgh (0-0-0 in 11 games played) and Wilkes-Barre/Scranton (7-26-23 in 46 games played) ... Added 2 points (1-1-2) in 5 AHL playoff games ... Equaled AHL career highs in goals (7) and points (23). **2015-16:** Split the season between Pittsburgh (0-7-7 in 22 games played) and Wilkes-Barre/Scranton (6-17-23 in 37 games played) ... Tied his NHL career high in points (7) and set a new career-high in assists (7) ... Played in his first NHL playoff games against WSH ... Named to the AHL All-Star Game for the 2nd consecutive year. **2014-15:** Split his first full professional season between Pittsburgh (2-5-7 in 34 games played) and the AHL's Wilkes-Barre/Scranton (7-17-24 in 31 games played) ... Made his NHL debut on Dec. 20, scoring his first NHL goal on his first shot ... Finished second amongst Wilkes-Barre/Scranton defencemen in scoring despite playing in only 31 games ... Named to the AHL All-Star Game.





# 61 DEREK POULIOT

## STATISTICAL CAREER HIGHS

	FLYERS	CAREER
MOST GOALS (GAME)	N/A	1 (8 TIMES)
MOST ASSISTS (GAME)	N/A	2 (2 TIMES)
MOST POINTS (GAME)	N/A	3 (12/5/17 vs CAR)
MOST GOALS (SEASON)	N/A	3 (2017-18;2018-19)
MOST ASSISTS (SEASON)	N/A	19 (2017-18)
MOST POINTS (SEASON)	N/A	22 (2017-18)
LONGEST GOAL-SCORING STREAK	N/A	N/A
LONGEST ASSIST-SCORING STREAK	N/A	2 GAMES (3 TIMES)
LONGEST POINT-SCORING STREAK	N/A	2 GAMES (7 TIMES)

## CAREER RECORD

CAREER RECORD			REGULAR SEASON					PLAYOFFS				
YEAR	TEAM	LEAGUE	GP	G	A	PTS	PIM	GP	G	A	PTS	PIM
2009-10	Moose Jaw	SMAAAHL	43	14	29	43	38	4	0	2	2	4
	Portland	WHL	7	0	1	1	0	--	--	--	--	--
2010-11	Portland	WHL	66	5	25	30	38	21	1	3	4	16
2011-12	Portland	WHL	72	11	48	59	79	22	3	14	17	18
2012-13	Portland	WHL	44	9	36	45	60	21	4	16	20	12
2013-14	Portland	WHL	58	17	53	70	74	21	5	27	32	13
2014-15	WB/Scranton	AHL	31	7	17	24	20	6	1	2	3	2
	Pittsburgh	NHL	34	2	5	7	4	--	--	--	--	--
2015-16	WB/Scranton	AHL	37	6	17	23	26	--	--	--	--	--
	Pittsburgh	NHL	22	0	7	7	2	2	0	0	0	2
2016-17	Pittsburgh	NHL	11	0	0	0	4	--	--	--	--	--
	WB/Scranton	AHL	46	7	16	23	26	5	1	1	2	2
2017-18	Vancouver	NHL	71	3	19	22	39	--	--	--	--	--
2018-19	Vancouver	NHL	62	3	9	12	30	--	--	--	--	--
2019-20	St. Louis	NHL	2	0	0	0	2	--	--	--	--	--
	San Antonio	AHL	58	7	32	39	34	--	--	--	--	--
WHL TOTALS			247	42	163	205	251	85	13	60	73	59
AHL TOTALS			172	27	82	109	106	11	2	3	5	4
NHL TOTALS			202	8	40	48	81	2	0	0	0	2

## MISCELLANEOUS STATS

		REGULAR SEASON										PLAYOFFS		
YEAR	TEAM	LEAGUE	PP	SH	GW	S	S%	+/-	TF	F%	MIN	PP	SH	GW
2014-15	Pittsburgh	NHL	1	0	2	56	3.6	-11	0	0.0	17:03	--	--	--
2015-16	Pittsburgh	NHL	0	0	0	25	0.0	4	0	0.0	15:27	0	0	0
2016-17	Pittsburgh	NHL	0	0	0	11	0.0	-4	0	0.0	14:53	--	--	--
2017-18	Vancouver	NHL	1	0	3	78	3.8	-22	0	0.0	17:51	--	--	--
2018-19	Vancouver	NHL	1	0	1	58	5.2	-1	0	0.0	17:10	--	--	--
2019-20	St. Louis	NHL	0	0	0	1	0.0	-1	0	0.0	8:20	--	--	--
<b>NHL TOTALS</b>			<b>3</b>	<b>0</b>	<b>6</b>	<b>229</b>	<b>3.5</b>	<b>-35</b>	<b>0</b>	<b>0.0</b>	<b>17:04</b>	<b>0</b>	<b>0</b>	<b>0</b>





# 61 DEREK POULIOT


## CAREER STATS VS. NHL

TEAM	GP	G	A	PTS	PIM	TEAM	GP	G	A	PTS	PIM
ANAHEIM	9	1	2	3	8	NASHVILLE	7	0	0	0	0
ARIZONA	9	0	2	2	10	NEW JERSEY	7	0	2	2	0
BOSTON	5	0	2	2	2	NY ISLANDERS	4	0	0	0	2
BUFFALO	5	0	2	2	0	NY RANGERS	8	0	2	2	2
CALGARY	10	0	2	2	4	OTTAWA	5	0	0	0	2
CAROLINA	8	1	2	3	2	PHILADELPHIA	7	0	1	1	0
CHICAGO	8	0	0	0	19	PITTSBURGH	5	1	0	1	2
COLORADO	6	1	1	2	2	SAN JOSE	11	1	3	4	12
COLUMBUS	7	1	1	2	0	ST. LOUIS	7	0	1	1	4
DALLAS	4	0	2	2	0	TAMPA BAY	7	0	2	2	0
DETROIT	6	0	2	2	0	TORONTO	5	0	0	0	4
EDMONTON	9	1	1	2	2	VANCOUVER	2	0	0	0	0
FLORIDA	9	1	2	3	2	VEGAS	6	0	1	1	0
LOS ANGELES	6	0	2	2	0	WASHINGTON	7	0	1	1	0
MINNESOTA	4	0	0	0	0	WINNIPEG	6	0	3	3	0
MONTREAL	3	0	1	1	2						

### - NHL TOTALS -

GP	G	A	PTS	PIM
202	8	40	48	81





# 39 NATE PROSSER

- DEFENSE -

PRAW-suhr, NAYT

**BIRTHDATE:** May 7, 1986 | **BIRTHPLACE:** Elk River, Minnesota

**HEIGHT:** 6'2" | **WEIGHT:** 201 | **SHOOTS:** Right | **SEASON:** 8th NHL, 1st Flyers

**ACQUIRED:** Free Agent – signed July 1, 2019

## 2019-20

Spent the season with the Flyers' American Hockey League affiliate, the Lehigh Valley Phantoms, after signing with the organization as a free agent in the offseason... appeared in 59 games, recording a goal and nine assists for 10 points... posted a goal, three assists and was a plus-8 over a six-game stretch Jan. 5-17.

## CAREER

**2018-19:** Appeared in 15 games for Minnesota, all but two of which were in December and January... played a season-high 15:17 Jan. 8 at BOS and was a plus-2 Dec. 29 at WPG... appeared in 31 games for Minnesota's AHL affiliate in Iowa, his first stint in the AHL since the 2011-12 season... recorded a goal and seven assists in the regular season... tallied an assist in back-to-back games April 2 and April 3... posted two assists in 3-0 win on Apr. 13 vs. Rockford... picked up an assist and was plus-4 in 11 playoff games as Iowa reached the second round of the Calder Cup Playoffs, doing so in their first postseason appearance since relocating to Des Moines in 2013. **2017-18:** Appeared in one game for St. Louis before being picked up off waivers by Minnesota... appeared in 56 games for Minnesota, recording three goals and six assists... set career highs in goals, hits and plus/minus... games played and point total were second-best of his career... ranked fifth on team in blocked shots... tallied season highs with two points (1G, 1A) and three shots at OTT (12/19) – second career multi-point game... skated in 300th NHL game at COL (1/6)... recorded GWG and named First Star vs. TBL (1/20)... blocked season-high five shots vs. CHI (2/10)... tallied assist and tied career best with plus-3 rating vs. STL (2/27)... tied season high skating 18:15 vs. EDM (4/2)... notched first career SHG and tied season best with four hits at LAK (4/5)... led team in PIM and ranked third in hits during playoffs... Minnesota went 33-15-8 with Prosser in lineup... ranks fifth in franchise history in blocked shots, seventh in PIM and eighth in games played amongst defensemen. **2016-17:** Appeared in 39 games for Minnesota, recording two goals and five assists. **2015-16:** Ranked third on the team in PIM and fifth in blocked shots... Wild nominee for 2016 Bill Masterton Memorial Trophy. In addition to team initiatives, he has taken it upon himself to mentor and befriend sick children in the area and support a number of local charities including United Heroes League, Children's Minnesota and Wishes & More. **2014-15:** Set career highs in games played and shots... ranked fourth on team in blocked shots... ranked second on team in blocked shots during 2015 playoffs. **2013-14:** Appeared in 10 of the Wild's 13 playoff games... ranked T-4th on team in blocked shots and T-5th in plus/minus rating... ranked third on team in PIM (career high) and fifth in blocked shots... tallied GWG in 3-2 OT win vs. DAL (1/14) and collected first career GWG and career-best vs. EDM (1/16/14) to become first Wild defenseman to record back-to-back GWG in franchise history. **2012-13:** Led team defensemen in plus/minus rating. 2011-12: Led Wild and ranked first among NHL rookies in blocked shots... Ranked seventh amongst NHL rookies in TOI/game... tallied first career NHL goal at CBJ (2/7). **2011-12:** Played in 23 games with Houston in, ranked second on team with a plus-9 rating. **2010-11:** Appeared in 73 games for Houston, recording eight goals and 19 assists... ranked T-3rd on Houston with plus-12 rating and second amongst team defensemen in scoring... skated in all 24 playoff games as Houston advanced to Calder Cup Final. **2009-10:** Ranked second amongst WCHA defensemen in scoring and named to the 2010 WCHA Second All-Star Team... earned an assist in his NHL debut at EDM (4/5). **Career:** Notched 64 points (12G, 52A) and 178 PIM in 137 games at Colorado College (2006-10)... led Colorado College defensemen in goals in 2008-09 and ranked T-1st on the team with a plus-21 rating in 2007-08... played three seasons with the Sioux Falls Stampede (USHL, 2003-06)... helped Sioux Falls claim the Anderson Cup as 2005-06 regular season champion... Two-time All-Conference selection at Elk River High School and played in the Minnesota State High School Hockey Tournament as a sophomore.



# 39 NATE PROSSER

## STATISTICAL CAREER HIGHS

	FLYERS	CAREER
MOST GOALS (GAME)	N/A	1 (10 TIMES)
MOST ASSISTS (GAME)	N/A	1 (37 TIMES)
MOST POINTS (GAME)	N/A	2 (2 TIMES)
MOST GOALS (SEASON)	N/A	3 (2017-18)
MOST ASSISTS (SEASON)	N/A	11 (2011-12)
MOST POINTS (SEASON)	N/A	12 (2011-12)
LONGEST GOAL-SCORING STREAK	N/A	2 GAMES (1/16-1/18/14)
LONGEST ASSIST-SCORING STREAK	N/A	2 GAMES (2 TIMES)
LONGEST POINT-SCORING STREAK	N/A	2 GAMES (3 TIMES)

## CAREER RECORD

CAREER RECORD			REGULAR SEASON					PLAYOFFS				
YEAR	TEAM	LEAGUE	GP	G	A	PTS	PIM	GP	G	A	PTS	PIM
2003-04	Sioux Falls	USHL	32	0	7	7	35	--	--	--	--	--
2004-05	Sioux Falls	USHL	60	4	20	24	97	--	--	--	--	--
2005-06	Sioux Falls	USHL	58	3	27	30	100	14	0	5	5	16
2006-07	Colorado Coll.	WCHA	21	0	3	3	8	--	--	--	--	--
2007-08	Colorado Coll.	WCHA	39	3	17	20	51	--	--	--	--	--
2008-09	Colorado Coll.	WCHA	38	5	8	13	61	--	--	--	--	--
2009-10	Colorado Coll.	WCHA	39	4	24	28	58	--	--	--	--	--
2010-11	Minnesota	NHL	3	0	1	1	8	--	--	--	--	--
	Minnesota	NHL	2	0	0	0	0	--	--	--	--	--
	Houston	AHL	73	8	19	27	31	24	2	2	4	16
2011-12	Minnesota	NHL	51	1	11	12	57	--	--	--	--	--
	Houston	AHL	23	0	4	4	10	2	1	0	1	2
2012-13	Minnesota	NHL	17	0	0	0	4	--	--	--	--	--
2013-14	Minnesota	NHL	53	2	6	8	58	10	0	0	0	12
2014-15	Minnesota	NHL	63	2	5	7	32	1	0	0	0	2
2015-16	Minnesota	NHL	54	0	3	3	39	6	0	1	1	0
2016-17	Minnesota	NHL	39	2	5	7	12	3	0	1	1	2
2017-18	St. Louis	NHL	1	0	0	0	0	--	--	--	--	--
	Minnesota	NHL	56	3	6	9	19	5	0	1	1	14
2018-19	Minnesota	NHL	15	0	0	0	2	--	--	--	--	--
	Iowa	AHL	31	1	7	8	20	11	0	1	1	4
2019-20	PHANTOMS	AHL	59	1	9	10	47	--	--	--	--	--
USHL TOTALS			150	7	54	61	232	14	0	5	5	16
NCAA TOTALS			137	12	52	64	178	0	0	0	0	0
AHL TOTALS			186	10	39	49	108	37	3	3	6	22
NHL TOTALS			354	10	37	47	231	25	0	3	3	30

## MISCELLANEOUS STATS

		REGULAR SEASON										PLAYOFFS		
YEAR	TEAM	LEAGUE	PP	SH	GW	S	S%	+/-	TF	F%	MIN	PP	SH	GW
2009-10	Minnesota	NHL	0	0	0	4	0.0	2	0	0.0	19:37	--	--	--
2010-11	Minnesota	NHL	0	0	0	1	0.0	0	0	0.0	14:48	--	--	--
2011-12	Minnesota	NHL	0	0	0	32	3.1	-17	0	0.0	19:15	--	--	--
2012-13	Minnesota	NHL	0	0	0	5	0.0	4	0	0.0	11:15	--	--	--
2013-14	Minnesota	NHL	0	0	2	30	6.7	2	0	0.0	14:32	0	0	0
2014-15	Minnesota	NHL	0	0	1	38	5.3	-1	0	0.0	12:48	0	0	0
2015-16	Minnesota	NHL	0	0	0	20	0.0	1	0	0.0	11:23	0	0	0
2016-17	Minnesota	NHL	0	0	0	20	10.0	0	0	0.0	12:44	0	0	0
2017-18	St. Louis	NHL	0	0	0	0	0.0	0	0	0.0	15:23	0	0	0
	Minnesota	NHL	0	1	1	27	11.1	8	0	0.0	13:26	--	--	--
2018-19	Minnesota	NHL	0	0	0	10	0.0	1	0	0.0	10:13	--	--	--
<b>NHL TOTALS</b>			<b>0</b>	<b>1</b>	<b>4</b>	<b>187</b>	<b>5.3</b>	<b>0</b>	<b>0</b>	<b>0.0</b>	<b>13:45</b>	<b>0</b>	<b>0</b>	<b>0</b>





# 39 NATE PROSSER


## CAREER STATS VS. NHL

TEAM	GP	G	A	PTS	PIM	TEAM	GP	G	A	PTS	PIM
ANAHEIM	13	0	5	5	9	NASHVILLE	22	0	2	2	21
ARIZONA	17	0	0	0	18	NEW JERSEY	6	0	0	0	15
BOSTON	9	0	0	0	2	NY ISLANDERS	6	0	0	0	2
BUFFALO	7	0	2	2	2	NY RANGERS	8	1	0	1	2
CALGARY	16	0	2	2	12	OTTAWA	6	1	1	2	0
CAROLINA	8	1	1	2	11	PHILADELPHIA	3	0	0	0	4
CHICAGO	18	0	1	1	31	PITTSBURGH	8	0	2	2	2
COLORADO	20	1	2	3	11	SAN JOSE	13	0	1	1	9
COLUMBUS	7	1	0	1	5	ST. LOUIS	21	0	4	4	4
DALLAS	25	1	3	4	13	TAMPA BAY	8	1	0	1	8
DETROIT	16	1	1	2	8	TORONTO	7	0	0	0	0
EDMONTON	18	1	3	4	12	VANCOUVER	15	0	2	2	13
FLORIDA	10	0	0	0	0	VEGAS	2	0	0	0	0
LOS ANGELES	14	1	2	3	2	WASHINGTON	9	0	0	0	11
MINNESOTA	0	0	0	0	0	WINNIPEG	15	0	2	2	2
MONTREAL	7	0	1	1	2						

### - NHL TOTALS -

GP	G	A	PTS	PIM
354	10	37	47	231





# 9 IVAN PROVOROV

- DEFENSE -

PROH-voh-rowv, EYE-van

**BIRTHDATE:** January 13, 1997 | **BIRTHPLACE:** Yaroslavl, Russia

**HEIGHT:** 6'1" | **WEIGHT:** 211 | **SHOOTS:** Left | **SEASON:** 5th NHL, 5th Flyers

**ACQUIRED:** Draft - 1st round (7th overall) in 2015

## 2019-20

Appeared in all 69 games, extending his franchise-record streak for consecutive games played from the start of a career to 315... earned his second Barry Ashbee Trophy, given annually to the Flyers' best defenseman as voted by the media... averaged 24:51 of ice time, ranking eighth in the NHL... played three games of 28 minutes or more, bringing him to a total of 16 on his career... scored seven power play goals, leading all NHL defensemen... marked just the eighth occasion, and became the seventh different Flyers defenseman, to record seven or more PPG in a campaign... recorded six two-point games and six games of a plus-3 rating... started the season with seven points (2G, 5A) over the first nine games... recorded his 100th career point Oct. 16 at EDM... posted a four-game point streak (1G, 3A) Nov. 27-Dec. 3... streak included an OT GWG Nov. 30 at MTL... played his 300th career game Feb. 6 vs. NJD... also posted a four-game streak Feb. 28-March 5 (2G, 3A)... appeared in all 16 playoff games, leading the team with 25:56 of ice time per game and leading all Flyers defensemen with eight points (3G, 5A)... scored the game-winner in double overtime Sept. 3 vs. NYI (Gm 6)... played 38:15 in the contest.

## CAREER

**2018-19:** Appeared in all 82 games for the third consecutive season, extending his Flyers record for consecutive games played from an NHL debut... ranked sixth in the league in TOI (25:07)... became just the sixth NHL player to play over 2,050 minutes in a season in which he was 22 or younger since TOI started being tracked in 1997... played his first two career games over 30 minutes, 30:20 Jan. 31 at BOS and 30:19 Feb. 12 at MIN... Jan. 31 game marked the first Flyer to play over 30 minutes in nearly four years and made Provorov the second-youngest Flyer to play a 30-minute game since TOI began tracking in 1997... had a three-game point streak (2G, 1A) Oct. 30 to Nov. 3... posted a three-game assist streak (4A) Jan. 12 to Jan. 16... matched a career-high eight shots on goal Feb. 11 vs. PIT... scored the game-winning goal Feb. 17 at DET... had a three-game point streak (1G, 2A) Feb. 26 to March 1. **2017-18:** Played all 82 games for the second consecutive season, establishing a new Flyers record for consecutive games played from an NHL debut... nearly tripled his goal total from his rookie season (6 to 17)... 24-point improvement in plus-minus... averaged 24:09 of ice time per game, the highest for a Flyer since Chris Pronger averaged 25:55 in 2009-10... recorded his first career three-assist game Oct. 30 vs. ARI... played a career-high 29:51 Oct. 1 at CHI, one of 10 games over 27 minutes... tied a franchise record (since 1997) with 10 blocked shots on Nov. 2 at STL... recorded his second career two-goal game and his third career three-point game Jan. 4 vs. NYI... scored an empty-net goal from 182 feet away on Feb. 8 vs. MTL... posted three assists March 3 at TBL... recorded a career-high eight shots on goal March 8 at Boston, becoming the youngest Flyers defenseman (21 years, 54 days) to record eight or more shots in a game since the individual shot category started being tracked in 1987... posted a goal, assist, five hits and five blocked shots in 27:42 of ice time, which was 4:40 more than any other Flyer played in the game, on March 28 at COL. **2016-17:** Appeared in all 82 games in his rookie season...recorded 6 goals and 24 assists for 30 points... Recorded his first NHL point with an assist on Oct 14 vs. LAK in his NHL debut game...scored his first NHL goal on Nov 23 vs. TBL...scored 2 goals on Dec 3 vs CHI...recorded 3 points on Mar 19 vs CAR... awarded the Barry Ashbee Trophy- team's most "outstanding defenseman" from the season. **2015-16:** Appeared in 62 games for the Wheat Kings...recorded 21 goals and 52 assists for 73 points...won the WHL championship...named WHL defenseman of the year...named CHL Defenseman of the year... Member of the U-20 Russia team for World Junior Championships.**2014-15:** Appeared in 60 games for the Brandon Wheat Kings...recorded 15 goals and 46 assists...helped lead his team to the WHL playoffs...**2013-14:** Appeared in 56 games for the Cedar Rapids Rough Riders...recorded 6 goals and 13 assists for 19 points...Member of the Russia U-18 Team for the World Junior Championships...Selected in the CHL Import Draft, 30th overall by the Brandon Wheat Kings.





# 9 IVAN PROVOROV

## STATISTICAL CAREER HIGHS

	FLYERS	CAREER
MOST GOALS (GAME)	2 (3 TIMES)	2 (3 TIMES)
MOST ASSIST (GAME)	3 (10/30/17 vs. ARI)	3 (10/30/17 vs. ARI)
MOST POINTS (GAME)	3 (4 TIMES)	3 (4 TIMES)
MOST GOALS (SEASON)	17 (2017-18)	17 (2017-18)
MOST ASSIST (SEASON)	24 (2016-17, 2017-18)	24 (2016-17, 2017-18)
MOST POINTS (SEASON)	41 (2017-18)	41 (2017-18)
LONGEST GOAL-SCORING STREAK	2 GAMES (4 TIMES)	2 GAMES (4 TIMES)
LONGEST ASSIST-SCORING STREAK	3 GAMES (3 TIMES)	3 GAMES (3 TIMES)
LONGEST POINT-SCORING STREAK	4 GAMES (3 TIMES)	4 GAMES (3 TIMES)

## CAREER RECORD

YEAR	TEAM	LEAGUE	REGULAR SEASON					PLAYOFFS				
			GP	G	A	PTS	PIM	GP	G	A	PTS	PIM
2013-14	Cedar Rapids	USHL	56	6	13	19	32	--	--	--	--	--
2014-15	Brandon	WHL	60	15	46	61	42	19	2	11	13	10
2015-16	Brandon	WHL	62	21	52	73	16	21	3	10	13	14
	Russia U20	WJC-20	7	0	8	8	2	--	--	--	--	--
	Russia U20 (all)	Int-Junior	9	0	8	8	2	--	--	--	--	--
2016-17	FLYERS	NHL	82	6	24	30	34	--	--	--	--	--
2017-18	FLYERS	NHL	82	17	24	41	20	6	0	3	3	0
2018-19	FLYERS	NHL	82	7	19	26	32	--	--	--	--	--
2019-20	FLYERS	NHL	69	13	23	36	24	16	3	5	8	4
<b>Int'l TOTALS</b>			<b>16</b>	<b>0</b>	<b>16</b>	<b>16</b>	<b>4</b>	<b>0</b>	<b>0</b>	<b>0</b>	<b>0</b>	<b>0</b>
<b>NHL/FLYERS TOTALS</b>			<b>315</b>	<b>43</b>	<b>90</b>	<b>133</b>	<b>110</b>	<b>22</b>	<b>3</b>	<b>8</b>	<b>11</b>	<b>4</b>

## MISCELLANEOUS STATS

REGULAR SEASON													PLAYOFFS		
YEAR	TEAM	LEAGUE	PP	SH	GW	S	S%	+/-	TF	F%	MIN	PP	SH	GW	
2016-17	FLYERS	NHL	0	0	1	161	3.7	-7	0	0.0	21:59	--	--	--	
2017-18	FLYERS	NHL	2	0	2	203	8.4	17	0	0.0	24:09	0	0	0	
2018-19	FLYERS	NHL	0	0	1	145	4.8	-16	1	0.0	25:07	--	--	--	
2019-20	FLYERS	NHL	7	0	3	150	8.7	11	0	0.0	24:51	0	0	1	
NHL/FLYERS TOTALS			9	0	7	659	6.5	5	1	0.0	23:59	0	0	1	





# 9 IVAN PROVOROV


## CAREER STATS VS. NHL

TEAM	GP	G	A	PTS	PIM	TEAM	GP	G	A	PTS	PIM
ANAHEIM	8	2	2	4	4	NASHVILLE	6	0	1	1	12
ARIZONA	8	0	4	4	2	NEW JERSEY	16	3	7	10	2
BOSTON	12	0	5	5	4	NY ISLANDERS	15	4	5	9	4
BUFFALO	11	3	3	6	0	NY RANGERS	15	1	3	4	2
CALGARY	8	1	3	4	8	OTTAWA	12	3	3	6	4
CAROLINA	17	4	5	9	10	PHILADELPHIA	0	0	0	0	0
CHICAGO	8	2	2	4	6	PITTSBURGH	15	0	2	2	4
COLORADO	8	1	1	2	0	SAN JOSE	8	2	1	3	2
COLUMBUS	16	1	8	9	4	ST. LOUIS	7	0	3	3	2
DALLAS	7	1	0	1	4	TAMPA BAY	11	4	5	9	4
DETROIT	11	1	4	5	0	TORONTO	12	1	3	4	6
EDMONTON	7	0	3	3	4	VANCOUVER	8	1	1	2	0
FLORIDA	12	1	1	2	4	VEGAS	6	1	2	3	0
LOS ANGELES	8	1	2	3	0	WASHINGTON	16	2	5	7	6
MINNESOTA	7	1	1	2	2	WINNIPEG	8	0	3	3	6
MONTREAL	12	2	2	4	4						

### - NHL TOTALS -

GP	G	A	PTS	PIM
315	43	90	133	110





# 12

# MICHAEL RAFFL

- LEFT WING -

RA-fuhl, MIGH-kehl

**BIRTHDATE:** December 1, 1988 | **BIRTHPLACE:** Villach, Austria

**HEIGHT:** 6'0" | **WEIGHT:** 210 | **SHOOTS:** Left | **SEASON:** 8th NHL, 8th Flyers

**ACQUIRED:** Free Agent - Signed on May 31, 2013

## 2019-20

Eclipsed his 2018-19 goals total by two and matched his assist total in nine fewer games... credited with the GWG in the Oct. 4 season-opening win over Chicago in Prague, Czech Republic, while posting a season-high four shots on goal in a game played just 310 miles north of his native Villach, Austria... posted a goal and two assists Oct. 21 vs. VGK, marking his third career two-goal game and first since March of 2016, and his fourth career three-point game and first since April 2016... missed nine games (12/5 - 12/28) with a broken pinky finger... led the Flyers with four hits and was 8-for-11 on faceoffs Jan. 8 vs. WSH... posted a three-game point streak (2G, 1A) March 1-5... tied for second on the team with four goals in nine playoff games, missing six due to injury.

## CAREER

**2018-19:** Posted a two-assist game Dec. 8 at BUF... played a season-high 16:01 Dec. 20 vs. NSH... scored a goal in consecutive games on Dec. 23 at NYR and Dec. 27 at TBL... posted a two-point game (1G, 1A), including his second career shorthanded goal, Feb. 9 vs. ANA... recorded a goal and an assist in his 400th NHL game Mar. 11 vs. OTT... signed a two-year contract extension March 26... represented Austria at the 2019 World Championships. **2017-18:** Scored his first goal of the season and tied a career high with six shots on goal Nov. 22 at NYL... scored three consecutive game-winning goals Dec. 4-7... recorded his 300th assist Dec. 14 vs. Buffalo... posted four points (3G, 1A) in the final five games of the season. **2016-17:** Missed a total of 30 games due to injury, including the final 19 of the season following an injury at COL on Feb. 28... scored and was +2 Oct. 15 at ARI... goals in two consecutive games Nov. 15 & 17... played a career-high 18:58 Dec. 19 vs. NSH... set a season high and tied a career high with six shots Jan. 7 vs. TBL. **2015-16:** Recorded his first goal for the season Nov. 5 at CGY... recorded three goals in the span of six games Dec. 5-17, including GWG Dec. 17 vs. VAN... Recorded GWG and an assist Jan. 9 vs. NYL... Was the only Flyer to play in all 82 games... Second in plus/minus with +9... Tallied a goal and an assist (1-1=2) in the team's 5-1 win over BUF on Feb. 11... Scored the game-winning goal (1-1=2) and was +3 in a 6-0 shutout of CBJ on Mar. 5... Had two goals (2-0=2) in the team's 4-3 win vs. DET on Mar. 15... Scored the game-winning goal (1-2=3) in the last game of the season at NYL... played in his 200th NHL game on Mar. 7 vs. TBL. **2014-15:** Appeared in 67 games...tallied a career-high 21 goals, more than twice as much as the previous season... recorded career-high six shots April 1 at PIT... recorded first career shorthanded goal March 8 at NJD... missed eight games while recovering from pneumonia (Jan. 27 - Feb. 15)... played his 100th career game Jan.3 at NJD... missed eight games with a lower body injury from Nov. Diagnosed with a lower body injury after blocking a shot Nov. 4 vs. EDM and missed eight games (Nov.6-24)... recorded his first career two-goal game Oct. 25 vs. Detroit and tied a career high with three points (2G, 1A). **2013-14:** Appeared in all seven playoff games, recording one assist... posted three assists on Dec. 15 vs. WSH... scored first NHL goal Dec. 9 at OTT... Recalled from Adirondack Oct. 12 and made NHL debut that night vs. DET... began season with Adirondack, recording a goal and two assists in two games. **2012-13:** Led Leksands IF (SHL) in scoring with 46 points (24G, 22A) in 49 games... **2011-12:** Appeared in 39 games for Leksands IF, recording 23 points (10G, 13A). **2005-2011:** Played parts of six seasons for VSV EC in Austria... recorded 67 goals and 65 assists, along with 239 PIM, in 229 career games.



# 12 MICHAEL RAFFL

## STATISTICAL CAREER HIGHS

	FLYERS	CAREER
MOST GOALS (GAME)	2 (3/15/16 vs DET)	2 (3/15/16 vs DET)
MOST ASSIST (GAME)	3 (12/15/13 vs WSH)	3 (12/15/13 vs WSH)
MOST POINTS (GAME)	3 (4 TIMES)	3 (4 TIMES)
MOST GOALS (SEASON)	21 (2014-15)	21 (2014-15)
MOST ASSIST (SEASON)	18 (2015-16)	18 (2015-16)
MOST POINTS (SEASON)	31 (2015-16)	31 (2015-16)
LONGEST GOAL-SCORING STREAK	3 GAMES (3 TIMES)	3 GAMES (3 TIMES)
LONGEST ASSIST-SCORING STREAK	2 GAMES (7 TIMES)	2 GAMES (7 TIMES)
LONGEST POINT-SCORING STREAK	5 GAMES (12/4-12/14/17)	5 GAMES (12/4-12/14/17)

## CAREER RECORD

YEAR	TEAM	LEAGUE	REGULAR SEASON					PLAYOFFS				
			GP	G	A	PTS	PIM	GP	G	A	PTS	PIM
2008-09	EC VSV Villach	EBHL	49	9	10	19	77	6	0	2	2	12
2009-10	EC VSV Villach	EBHL	42	25	18	43	54	5	1	0	1	14
2010-11	EC VSV Villach	EBHL	50	26	29	55	62	8	5	4	9	20
2011-12	Leksands IF	SWE-1	45	10	14	24	26	--	--	--	--	--
2012-13	Leksands IF	SWE-1	59	27	25	52	44	--	--	--	--	--
2013-14	PHANTOMS	AHL	2	1	2	3	0	--	--	--	--	--
	FLYERS	NHL	68	9	13	22	28	7	0	1	1	0
2014-15	FLYERS	NHL	67	21	7	28	34	--	--	--	--	--
2015-16	FLYERS	NHL	82	13	18	31	30	6	1	0	1	2
2016-17	FLYERS	NHL	52	8	3	11	20	--	--	--	--	--
2017-18	FLYERS	NHL	76	13	9	22	28	6	0	1	1	2
2018-19	FLYERS	NHL	67	6	12	18	32	--	--	--	--	--
2019-20	FLYERS	NHL	58	8	12	20	14	9	4	1	5	2
<b>EBHL TOTALS</b>			<b>141</b>	<b>60</b>	<b>57</b>	<b>117</b>	<b>193</b>	<b>19</b>	<b>6</b>	<b>6</b>	<b>12</b>	<b>46</b>
<b>SWE-1 TOTALS</b>			<b>104</b>	<b>37</b>	<b>39</b>	<b>76</b>	<b>70</b>	--	--	--	--	--
<b>AHL TOTALS</b>			<b>2</b>	<b>1</b>	<b>2</b>	<b>3</b>	<b>0</b>	--	--	--	--	--
<b>NHL/FLYERS TOTALS</b>			<b>470</b>	<b>78</b>	<b>74</b>	<b>152</b>	<b>186</b>	<b>28</b>	<b>5</b>	<b>3</b>	<b>8</b>	<b>6</b>

## MISCELLANEOUS STATS

YEAR	TEAM	LEAGUE	REGULAR SEASON										PLAYOFFS		
			PP	SH	GW	S	S%	+/-	TF	F%	MIN		PP	SH	GW
2013-14	FLYERS	NHL	0	0	3	101	8.9	2	93	55.9	12:59		0	0	0
2014-15	FLYERS	NHL	2	1	2	134	15.7	6	97	45.4	14:11		--	--	--
2015-16	FLYERS	NHL	1	0	4	132	9.8	9	82	40.2	14:18		0	0	0
2016-17	FLYERS	NHL	0	0	3	63	12.7	-7	10	30	13:16		--	--	--
2017-18	FLYERS	NHL	1	0	3	96	13.5	9	66	59.1	13:15		0	0	0
2018-19	FLYERS	NHL	0	1	1	65	9.2	-1	34	41.2	11:25		--	--	--
2019-20	FLYERS	NHL	0	1	2	66	12.1	-2	197	50.3	12:22		0	0	2
<b>NHL/FLYERS TOTALS</b>			<b>4</b>	<b>3</b>	<b>18</b>	<b>657</b>	<b>11.9</b>	<b>16</b>	<b>579</b>	<b>49.1</b>	<b>13:10</b>		<b>0</b>	<b>0</b>	<b>2</b>





# 12 MICHAEL RAFFL


## CAREER STATS VS. NHL

TEAM	GP	G	A	PTS	PIM	TEAM	GP	G	A	PTS	PIM
ANAHEIM	11	4	1	5	0	NASHVILLE	12	1	0	1	8
ARIZONA	7	2	0	2	0	NEW JERSEY	24	2	3	5	20
BOSTON	18	0	1	1	6	NY ISLANDERS	23	5	6	11	4
BUFFALO	15	4	6	10	6	NY RANGERS	23	4	4	8	10
CALGARY	14	3	3	6	8	OTTAWA	16	3	3	6	8
CAROLINA	24	6	4	10	2	PHILADELPHIA	0	0	0	0	0
CHICAGO	12	2	3	5	6	PITTSBURGH	22	1	2	3	17
COLORADO	11	1	0	1	0	SAN JOSE	12	2	0	2	4
COLUMBUS	23	3	4	7	9	ST. LOUIS	12	3	0	3	4
DALLAS	12	2	0	2	4	TAMPA BAY	19	4	2	6	6
DETROIT	18	4	6	10	17	TORONTO	16	1	5	6	4
EDMONTON	13	3	0	3	4	VANCOUVER	14	3	2	5	2
FLORIDA	16	1	4	5	15	VEGAS	6	1	3	4	0
LOS ANGELES	13	1	0	1	2	WASHINGTON	27	4	6	10	16
MINNESOTA	10	1	2	3	0	WINNIPEG	10	1	3	4	2
MONTREAL	17	6	1	7	2						

### - NHL TOTALS -

GP	G	A	PTS	PIM
470	78	74	152	186





# 6 TRAVIS SANHEIM

- DEFENSE -

SAN-highm, TRA-vihs

**BIRTHDATE:** March 29, 1996 | **BIRTHPLACE:** Elkhorn, Manitoba

**HEIGHT:** 6'3" | **WEIGHT:** 205 | **SHOOTS:** Left | **SEASON:** 4th NHL, 4th Flyers

**ACQUIRED:** Draft - 1st round (17th overall) in 2014

## 2019-20

Appeared in all 69 games, marking his second consecutive season without missing a game... posted eight goals, coming one away from his career high of nine in 13 fewer games... tied the game with 7:02 to play in a 6-5 SOW Jan. 13 vs. BOS, giving him his fourth career two-goal game and third of the season while playing a season-high 25:32... played his 200th NHL game March 10 vs. BOS... posted his first career three-point game (2G, 1A) Dec. 23 vs. NYR... registered a four-game point streak (0G, 4A), part of a stretch of nine points (1G, 8A) over the final 14 games of the season... appeared in all 16 playoff games... averaged 22:37 of ice time during the playoffs, third-most on the roster... blocked eight shots Aug. 8 vs. TBL.

## CAREER

**2018-19:** Appeared in all 82 games, recording nine goals and 26 assists... posted 10 points (3G, 7A) and averaged 16:07 TOI in first 31 games of the season through Dec. 16 and then posted 25 points (6G, 19A) while averaging 21:39 TOI in final 51 games from Dec. 17 on... recorded seven multi-point games throughout the season... tallied his first career two-goal game Dec. 6 vs. CBJ... posted a goal and an assist in his 100th NHL game Jan. 31 at BOS... went on a five-game point streak (4G, 2A) from Feb. 23 to Mar. 3... registered a two-goal game Feb. 28 at CBJ... posted the game-winning goal Mar. 3 at NYI... played a career-high 26:19 Mar. 17 at PIT. **2017-18:** Made his NHL debut Oct. 5 at LAK, playing 10:58... played a season-high 23:41 Oct. 30 vs. ARI... scored his first NHL goal Dec. 14 vs. BUF, playing 14:23 while recording three shots on goal, six total attempts, and one block. **2016-17:** Appeared in 76 games for the Phantoms...recorded 10 goals and 27 assists for 37 points...Finished 6th among AHL rookie defensemen in scoring this season with 37 points...One of 2 Phantoms (along with T.J. Brennan) to appear in all 76 games this season...Netted 2 goals in 6-4 loss at Hershey on January 14, 2017... Scored 2 goals in 8-6 win on Dec 14 vs. Bridgeport. **2015-16:** Appeared in 52 games for the Hitmen...recorded 15 goals and 53 assists for 68 points...Made pro debut in AHL with Phantoms Apr 8...appeared in 5 games that season...First Pro Goal: April 17 vs. Syracuse led Hitmen as assistant captain to playoffs for third year in a row... scored a goal and five assists and was -2 with 8 penalty minutes in five playoff games. **2014-15:** Signed 3-year entry level contract with Flyers...returned to Calgary and appeared in 67 games...recorded 15 goals and 50 assists for a 65 point season...He was assistant captain for the Hitmen...was the team's third-leading scorer... finished first in the Central Division and advanced to the Eastern Conference finals against Brandon...scored 5 goals with 13 assists and had an even plus/minus with 10 penalty minutes in 17 playoff games. **2013-14:** Appeared in 67 games for the Calgary Hitmen...recorded 5 goals and 24 assists for 29 points... Sanheim scored 1 goal with 1 assist and was plus-5 with 6 penalty minutes in six playoff games...member of Canada U-18 Team for World Juniors...selected first round of 2014 NHL draft by Flyers.





# 6 TRAVIS SANHEIM

## STATISTICAL CAREER HIGHS

	FLYERS	CAREER
MOST GOALS (GAME)	2 (4 TIMES)	2 (4 TIMES)
MOST ASSISTS (GAME)	2 (6 TIMES)	2 (6 TIMES)
MOST POINTS (GAME)	3 (12/23/19 vs NYR)	3 (12/23/19 vs NYR)
MOST GOALS (SEASON)	9 (2018-19)	9 (2018-19)
MOST ASSISTS (SEASON)	26 (2018-19)	26 (2018-19)
MOST POINTS (SEASON)	35 (2018-19)	35 (2018-19)
LONGEST GOAL-SCORING STREAK	2 GAMES (2/26-2/28/19)	2 GAMES (2/26-2/28/19)
LONGEST ASSIST-SCORING STREAK	4 GAMES (2/13-2/20/20)	4 GAMES (2/13-2/20/20)
LONGEST POINT-SCORING STREAK	5 GAMES (2/23-3/3/19)	5 GAMES (2/23-3/3/19)

## CAREER RECORD

CAREER RECORD			REGULAR SEASON					PLAYOFFS				
YEAR	TEAM	LEAGUE	GP	G	A	PTS	PIM	GP	G	A	PTS	PIM
2013-14	Calgary	WHL	67	5	24	29	14	6	1	1	2	6
2014-15	Calgary	WHL	67	15	50	65	52	17	5	13	18	10
2015-16	Calgary	WHL	52	15	53	68	66	5	1	5	6	8
	PHANTOMS	AHL	4	1	2	3	0	--	--	--	--	--
2016-17	PHANTOMS	AHL	76	10	27	37	46	5	0	3	3	2
2017-18	PHANTOMS	AHL	18	1	15	16	10	7	1	2	3	4
	FLYERS	NHL	49	2	8	10	20	4	1	0	1	2
2018-19	FLYERS	NHL	82	9	26	35	22	--	--	--	--	--
2019-20	FLYERS	NHL	69	8	17	25	32	16	1	6	7	6
WHL TOTALS			186	35	127	162	132	28	7	19	26	24
AHL TOTALS			98	12	44	56	56	12	1	5	6	6
NHL/FLYERS TOTALS			200	19	51	70	74	20	2	6	8	8

## MISCELLANEOUS STATS

		REGULAR SEASON										PLAYOFFS		
YEAR	TEAM	LEAGUE	PP	SH	GW	S	S%	+/-	TF	F%	MIN	PP	SH	GW
2017-18	FLYERS	NHL	0	0	0	72	2.8	-6	0	0.0	15:35	0	0	0
2018-19	FLYERS	NHL	2	0	2	121	7.4	-4	0	0.0	19:34	--	--	--
2019-20	FLYERS	NHL	0	0	0	110	7.3	4	0	0.0	20:09	0	0	1
<b>NHL/FLYERS TOTALS</b>			<b>2</b>	<b>0</b>	<b>2</b>	<b>303</b>	<b>6.3</b>	<b>-6</b>	<b>0</b>	<b>0.0</b>	<b>18:04</b>	<b>0</b>	<b>0</b>	<b>1</b>





# 6 TRAVIS SANHEIM


## CAREER STATS VS. NHL

TEAM	GP	G	A	PTS	PIM	TEAM	GP	G	A	PTS	PIM
ANAHEIM	6	0	3	3	0	NASHVILLE	4	0	0	0	0
ARIZONA	5	0	0	0	2	NEW JERSEY	8	0	3	3	4
BOSTON	8	3	2	5	2	NY ISLANDERS	10	1	4	5	2
BUFFALO	7	2	3	5	4	NY RANGERS	9	2	6	8	10
CALGARY	6	2	1	3	2	OTTAWA	7	0	0	0	0
CAROLINA	10	1	3	4	2	PHILADELPHIA	0	0	0	0	0
CHICAGO	6	0	1	1	2	PITTSBURGH	9	1	1	2	0
COLORADO	6	0	2	2	2	SAN JOSE	5	0	0	0	2
COLUMBUS	10	4	3	7	4	ST. LOUIS	4	0	0	0	2
DALLAS	5	0	0	0	4	TAMPA BAY	5	0	3	3	2
DETROIT	7	0	1	1	0	TORONTO	8	1	3	4	6
EDMONTON	5	0	1	1	2	VANCOUVER	6	0	2	2	2
FLORIDA	7	2	2	4	0	VEGAS	5	0	2	2	6
LOS ANGELES	6	0	1	1	4	WASHINGTON	9	0	0	0	4
MINNESOTA	5	0	3	3	0	WINNIPEG	6	0	1	1	2
MONTREAL	6	0	0	0	0						

### - NHL TOTALS -

GP	G	A	PTS	PIM
200	19	51	70	72





# 25 JAMES VAN RIEMSDYK

- LEFT WING -

van REEMZ-dighk, JAYMZ

**BIRTHDATE:** May 4, 1989 | **BIRTHPLACE:** Middletown, NJ

**HEIGHT:** 6'3" | **WEIGHT:** 212 | **SHOOT:** Left | **SEASON:** 12th NHL, 6th Flyers

**ACQUIRED:** Free Agent- Signed July 1, 2018

## 2019-20

Appeared in 66 of 69 games... finished with a plus-5 rating, his best since a career-high plus-15 season with the Flyers in 2010-11... scored 15 of his 19 goals at even strength, which tied for third on the team in EVG... recorded 17 points (7G, 10A) in the final 21 games of the season dating back to Jan. 13... Flyers were 22-5-0 when he recorded at least a point... recorded six points (3G, 3A) over a three-game scoring streak Oct. 24-27... played his 700th NHL game Nov. 27 at CBJ... posted three consecutive two-point games (total 4G, 2A) Dec. 19-23, part of a stretch of five multi-point games over eight contests from Dec. 7-23... appeared in his 300th game as a Flyer Dec. 28 at SJS... had a three-point game Jan. 18 vs. LAK (1G, 2A) and another Feb. 13 at FLA... second one was part of a five-game scoring streak (4G, 4A) from Feb. 8-15... sustained a broken finger March 4 at WSH that was to keep him out 4-6 weeks; he missed the final three games before the season pause... appeared in 12 playoff games, scoring two goals.

## CAREER

**2018-19:** Missed 16 games from Oct. 7 to Nov. 14 after sustaining a lower-body injury in the second game of the season at VGK... recorded a three-point game (1G, 2A) on Nov. 17 vs. TBL... posted a goal and an assist in the 6-2 win on Dec. 8 at BUF... tallied a point in five out of six games (7G, 2A) from Jan. 10 to Jan. 28... scored a hat trick on Jan. 14 vs. MIN, the fourth of his career and second as a Flyer... posted a two-goal game on Feb. 12 at MIN... went on a four-game point streak (4G, 2A) from Feb. 23 to Mar. 1... recorded a three-point game (2G, 1A) on Mar. 1 at NJD... scored his second hat trick of the season on Mar. 15 at TOR, the fifth of his career and third as a Flyer... went on a five-game point streak (6G, 1A) from Mar. 14 to Mar. 21... posted a goal and an assist on Apr. 4 at STL. **2017-18:** Playoffs: Appeared in seven playoff games for TOR... added one power play goal March 14 in a Game 2 loss at BOS... recorded one goal in 15:07 March 16 in Game 3 for a 4-2 victory vs. BOS... scored the game-winning goal and added one assist in a 4-3 win over BOS in Game 5 on March 21. Regular Season: Posted a career-high 36 goals along with 18 assists and 30 penalty minutes in 81 games for TOR... ranked first on the team in goals and fifth with 54 points... recorded one goal and two assists in his season debut Nov. 4 at WPG... scored a goal in three consecutive games twice on the season (Nov. 9-14 & Feb. 7-12)... scored the game-winning goal and added one assist Nov. 11 in a 4-1 win at BOS... added one goal and two assists Dec. 19 in an 8-1 victory over CAR... scored three goals in 19:19 March 14 vs. DAL... tallied three points (2-1-3) March 13 at BUF... collected two goals March 20 at TBL... had two points (1-1-2) March 22 at NSH. **2016-17:** Playoffs: Recorded two goals, including one power play goal, and one assist in six playoff games for TOR. Regular Season: Played in a career-high 82 games for TOR... ranked second on the Maple Leafs with 62 points and third with 29 goals... recorded six power play goals and five game-winning goals on the season... posted career-highs in one game in points with four and goals with three Nov. 15 vs. NSH... recorded a point in 10 straight games Dec. 29-Jan. 21, establishing a new career-best point streak... scored his 100th goal as a Maple Leaf on Dec. 3 at VAN... skated in his 500th NHL game on Feb. 11 vs. BUF... recorded a season-high eight shots on goal Mar. 3 at ANA... had two assists and four shots on goal in a season-high 23:04 TOI March 20 vs. BOS. **2015-16:** Ranked seventh on TOR with 29 points (14-15=29) in 40 games... ranked fourth on the Maple Leafs with 14 goals... posted the sixth-most shots on goal by a Maple Leaf with 129... ranked third on the team with a plus-3 rating on the season... scored one goal in his season debut Oct. 7 vs. MTL... added one goal Oct. 16 in a 6-3 win at CBJ... posted two points (1-1-2) Oct. 24 at MTL... collected three assists Nov. 30 in a 3-1 victory over EDM... played a season-high 22:26 Dec. 17 vs. SJS where he scored one goal... scored one goal in three straight games from Dec. 21-27... recorded points in seven consecutive games from Dec. 21-Jan. 6. **2014-15:** Led TOR with 27 goals and tied for the team lead with four game-winning goals... ranked second on the team with 29 assists and 61 points in a career-high 82 games... scored nine power play goals and one short-handed goal on the season... added two points (1-1-2), including the game-winning goal Oct. 12 in the 6-3 victory at NYR... had one goal and one assist Oct. 21 at NYI... tallied points in six consecutive games from Nov. 1-12... scored two goals, including one game-winning, Nov. 20 in the 5-2 victory vs. TBL... posted two assists Nov. 29 vs. WSH... scored the game-winning goal Dec. 9 in a 4-1 victory vs. CGY... recorded three points (1-2-3) Dec. 23 at DAL... posted two goals and one assist Jan. 9 vs. CBJ... had the game-winning goal Feb. 21 in a 4-3 win over WPG... added three assists March 28 vs. OTT... scored one goal in three straight games March 1, 4 and 5. **2013-14:** Led TOR with nine power play goals and two shorthanded goals... ranked second on the team with 30 goals, 31 assists, 61 points and 279 shots in 80 games... played a career-high 21:03 average TOI on the season... scored six goals in 10 shootout attempts (60%)... had four two-goal efforts on the season... scored one power play goal in his season debut Oct. 1 at MTL... recorded points in five consecutive games from Oct. 22-30... recorded two goals Oct. 12 in a 6-5 win vs. EDM... posted three points (2-1-3), including one power play goal, Nov. 27 at PIT... tallied three points (1-2-3) Dec. 7 in a 4-3 victory at OTT... scored the game-winning goal and added one assist Jan. 14 in a 4-3 victory at BOS... had the game-winning goal Jan. 18 in a 5-3 win over MTL... added two points (1-1-2) in 20:00 Jan. 21 at COL... posted the game-winning goal Jan. 28 in a 3-2 victory vs. TBL... tallied two points in two consecutive games Jan. 30-Feb. 1... recorded three assists Feb. 27 at NYI... scored two goals March 1 at MTL... played a season-high 26:14 March 23 at NJD... tied an NHL record by scoring a goal four seconds into the second period Mar. 28 at PHI. **2012-13:** Playoffs: Led the Maple Leafs with five playoff assists, seven points and 33 shots in seven games... scored one goal in Game 1 May 1 at BOS... added one goal May 4 in Game 2's 4-2 victory... posted one assist May 6 vs. BOS... recorded two assists in two straight games May 12 & 13. Regular Season: Ranked second on the team with 18 goals, 5 power play goals, 3 game-winning goals and 140 shots in 48 games... finished third on TOR with 32 points... averaged 19:12 on ice per game... posted three points (2-1-3), including one game-winning goal, Jan. 23 in a 5-2 victory at PIT... scored two goals Feb. 5 at WSH... tallied two points (1-1-2) Feb. 9 at MTL... scored two goals, including the game-winning Feb. 21 in the 3-1 win over BUF... had two points (1-1-2) March 6 vs. OTT... recorded points in five straight games from April 4-13... posted two assists April 13 vs. MTL... scored one power play and a game-winning goal April 20 in the 4-1 victory at OTT. **2011-12:** Playoffs: Appeared in seven playoff games... Posted two points (1G, 1A) along with four penalty minutes ... Regular Season: Sustained a broken foot on March 1 vs. NYI... missed 15 games with a concussion (Jan. 14 - Feb. 16)... Posted 2 goals, including the game-winner, vs. CHI on 1/5 and was named the first star of the game... Recorded a four point game (2G, 2A) vs. CBJ on 1/5 and was named 1st star of the game... Posted 3 points (2G, 1A) and recorded nine shots on goal on 10/27 vs. WPG (18.8 pct of team's total). 2010-11 Playoffs: Scored a goal in each of the last three games in ECQF against Buffalo... Tied for team leader in goals with seven. Regular Season: Finished the season with new career highs in points (40), goals (21), and +/- (+15)... Had three-game point streak (3G, 2A) from 3/24-3/27... Recorded first



# 25 JAMES VAN RIEMSDYK

career hat trick (3-0-3) at NY Islanders on 3/26... Scored career high 16th goal vs. Buffalo on 3/5... Scored goals in consecutive games vs. Ottawa on 1/20 and at New Jersey on 1/22... Scored goals in consecutive games at Tampa Bay on 2/15 and at Florida on 2/16... Tied career high with a two-goal game and +3 rating at Montreal on 12/15... Played in his 100th NHL game vs. Boston on 12/1... Had a five-game point streak (3G, 3A) from 11/18-11/26... Had a three-game goal scoring streak from 11/22-11/26... Had two assists vs. Tampa Bay on 11/18. **2009-10:** Finished his rookie season tied for the team lead and tied for the lead among NHL rookies in game-winning-goals (6 – T-10th in NHL)... Finished tied for fifth among all NHL rookies in goals, eighth in points (35) and assists (20)... Had eight multi-point games for the year. Scored his first multi-goal game against Pittsburgh on 1/7 scoring twice... Had three straight multipoint games (1/3-1/7) - 6 pts (3G,3A)... Named NHL's Rookie of the Month for November on 12/2 (9pts - 4G,5A) in 12 games... Tied an NHL rookie record on 11/19 by scoring the GWG in the third straight Flyers' victory, a 3-2 win at LA... Had a four-game point streak (3G,1A) from 11/12-11/20... Had first NHL goal (also had an assist) vs. Florida on 10/24... Had first NHL point in his NHL debut at Carolina on 10/2... Scored a goal in Game 5 of Stanley Cup Finals vs. Chicago... Had assist in Game 4... had 2 points in Game 1 of Eastern Conference Finals vs. Montréal... Scored his first NHL playoff goal in Game 7 of Eastern Conference Semifinals vs. Boston... Had one assist (first NHL playoff point) in Game 2 of Eastern Conference Quarterfinals vs. New Jersey...**2008-09:** Posted his first professional goal on April 8 in Albany... joined the Flyers AHL affiliate, the Philadelphia Phantoms, following the conclusion of the season at the University of New Hampshire. **Collegiate Career:** Led the team in scoring as a sophomore with 17 goals and 23 assists for 40 points... ranked first on the team and second in the nation with four shorthanded goals... was a plus-14 on the season and led the team in shots on goal with 138... was named to the New England Division I All-Star team and was a second team all-conference selection in Hockey East ... **2007-08:** named to the Hockey East All-Rookie Team... Led all UNH rookies in scoring with 11 goals and 23 assists for 34 points... Recorded 1.03 points per game... Had eight multiple-point games, including a career-high four points (1g, 3a) Nov. 17 at Providence... Hockey East Rookie of the Week on Jan. 14 after four points in a weekend sweep of UMass... Tallied his fourth multi-assist game in the Hockey East semifinal against Boston College when he earned two assists... Ranked 15th in assists and 22nd in points per game in the nation... ranked third on the team in scoring and fourth in Hockey East and nationally in rookie scoring... Hockey East Rookie of the Month for March... Had a +14 plus/minus rating. **2006-07:** Posted a 63-point season (33 goals, 30 assists) and 81 PIM in just 42 games on the US Under-18 team... led the team in goals, points, PPG (11), and GWG (6) while finishing second overall in assists and PIM... Skated for Team USA at the World Junior Hockey Championships in Sweden. **2005-06:** Split inaugural season with USA Hockey between the U-17 and U-18 team... In 42 games with the U-17 team, recorded 42 points (26 goals, 16 assists) and 62 PIM in 55 games... In 14 games with the U-18 Team, recorded four points (one goal, three assists)... Was a member of the U-18 Team USA squad that won the gold at the IIHF World Under-18 Championships... was also an instrumental piece of the U-17 Team USA squad that won the silver medal at the 2006 World Under-17 Hockey Challenge, where in seven games, notched nine points (five goals, four assists), and was subsequently named to the All-Tournament Team.



# 25 JAMES VAN RIEMSDYK

## STATISTICAL CAREER HIGHS

	FLYERS	CAREER
MOST GOALS (GAME)	1 (2 TIMES)	1 (2 TIMES)
MOST ASSISTS (GAME)	1 (5 TIMES)	1 (5 TIMES)
MOST POINTS (GAME)	2 (11/21/19 vs. CAR)	2 (11/21/19 vs. CAR)
MOST GOALS (SEASON)	2 (2019-20)	2 (2019-20)
MOST ASSISTS (SEASON)	5 (2019-20)	5 (2019-20)
MOST POINTS (SEASON)	7 (2019-20)	7 (2019-20)
LONGEST GOAL-SCORING STREAK	2 GAMES (11/19-11/21/19)	2 GAMES (11/19-11/21/19)
LONGEST ASSIST-SCORING STREAK	N/A	N/A
LONGEST POINT-SCORING STREAK	2 GAMES (11/19-11/21/19)	2 GAMES (11/19-11/21/19)

## CAREER RECORD

YEAR	TEAM	LEAGUE	REGULAR SEASON					PLAYOFFS				
			GP	G	A	PTS	PIM	GP	G	A	PTS	PIM
2004-05	Christian Bros.	High-NJ	30	36	24	60	--	--	--	--	--	--
2005-06	USNTDP	NAHL	37	18	11	29	26	--	--	--	--	--
2006-07	USNTDP(a)	NAHL	12	13	12	25	37	--	--	--	--	--
2007-08	New Hampshire	H-East	31	11	23	34	36	--	--	--	--	--
2008-09	New Hampshire	H-East	36	17	23	40	47	--	--	--	--	--
2008-09	Philadelphia	AHL	7	1	1	2	2	4	0	0	0	2
2009-10	FLYERS	NHL	78	15	20	35	30	21	3	3	6	4
2010-11	FLYERS	NHL	75	21	19	40	35	11	7	0	7	4
2011-12	FLYERS	NHL	43	11	13	24	24	7	1	1	2	4
2012-13	Toronto	NHL	48	18	14	32	26	7	2	5	7	4
2013-14	Toronto	NHL	80	30	31	61	50	--	--	--	--	--
2014-15	Toronto	NHL	82	27	29	56	43	--	--	--	--	--
2015-16	Toronto	NHL	40	14	15	29	6	--	--	--	--	--
2016-17	Toronto	NHL	82	29	33	62	37	6	2	1	3	0
2017-18	Toronto	NHL	81	36	18	54	30	7	3	1	4	4
2018-19	FLYERS	NHL	66	27	21	48	18	--	--	--	--	--
2019-20	FLYERS	NHL	66	19	21	40	8	12	2	0	2	2
COLLEGIATE TOTALS			67	28	46	74	83	--	--	--	--	--
NHL TOTALS			741	247	234	481	307	71	20	11	31	22
FLYERS TOTALS			328	93	94	187	115	51	13	4	17	14

## MISCELLANEOUS STATS

YEAR	TEAM	LEAGUE	REGULAR SEASON										PLAYOFFS		
			PP	SH	GW	S	S%	+/-	TF	F%	MIN		PP	SH	GW
2009-10	FLYERS	NHL	4	0	6	173	8.7	-1	2	0.0	12:57		0	0	0
2010-11	FLYERS	NHL	3	0	4	173	12.1	15	3	0.0	14:31		2	0	1
2011-12	FLYERS	NHL	2	0	1	121	9.1	-1	5	40.0	15:10		0	0	0
2012-13	Toronto	NHL	5	0	3	140	12.9	-7	43	55.8	19:12		1	0	0
2013-14	Toronto	NHL	9	2	3	279	10.8	-9	113	40.7	21:03		--	--	--
2014-15	Toronto	NHL	9	1	4	248	10.9	-33	54	38.9	19:05		--	--	--
2015-16	Toronto	NHL	5	0	0	129	10.9	3	2	50.0	17:46		--	--	--
2016-17	Toronto	NHL	6	0	5	238	12.2	-2	5	20.0	15:53		1	0	0
2017-18	Toronto	NHL	11	0	5	248	14.5	1	1	0.0	14:54		3	0	1
2018-19	FLYERS	NHL	8	0	4	167	16.2	-10	11	54.5	16:36		--	--	--
2019-20	FLYERS	NHL	4	0	2	151	12.6	5	23	34.8	14:54		0	0	0
NHL TOTALS			66	3	37	2067	11.9	-39	262	41.6	16:30		7	0	2
FLYERS TOTALS			21	0	17	785	11.8	8	44	36.4	14:44		2	0	1





25

# JAMES VAN RIEMSDYK

## CAREER STATS VS. NHL

TEAM	GP	G	A	PTS	PIM	TEAM	GP	G	A	PTS	PIM
ANAHEIM	14	0	9	9	8	NASHVILLE	13	7	3	10	6
ARIZONA	15	4	3	7	8	NEW JERSEY	34	14	10	24	12
BOSTON	36	14	12	26	20	NY ISLANDERS	37	11	17	28	10
BUFFALO	36	17	7	24	15	NY RANGERS	38	9	8	17	16
CALGARY	15	4	1	5	0	OTTAWA	38	16	16	32	10
CAROLINA	33	6	15	21	10	PHILADELPHIA	14	5	2	7	8
CHICAGO	13	7	2	9	4	PITTSBURGH	39	12	11	23	15
COLORADO	16	6	7	13	8	SAN JOSE	16	1	4	5	4
COLUMBUS	23	10	9	19	8	ST. LOUIS	16	4	3	7	4
DALLAS	18	6	8	14	2	TAMPA BAY	36	16	13	29	25
DETROIT	26	10	7	17	22	TORONTO	15	5	3	8	6
EDMONTON	15	5	6	11	4	VANCOUVER	16	5	3	8	6
FLORIDA	32	10	12	22	28	VEGAS	5	1	1	2	2
LOS ANGELES	17	4	7	11	6	WASHINGTON	34	9	11	20	8
MINNESOTA	14	7	1	8	10	WINNIPEG	28	6	14	20	6
MONTREAL	39	16	9	25	16						

### - NHL TOTALS -

GP	G	A	PTS	PIM
741	247	234	481	307







# 93 JAKUB VORACEK

RIGHT WING -

VOHR-rah-chehk, YA-kuhb

**BIRTHDATE:** August 15, 1989 | **BIRTHPLACE:** Kladno, Czech Republic

**HEIGHT:** 6'2" | **WEIGHT:** 217 | **SHOOTS:** Left | **SEASON:** 13th NHL, 10th Flyers

**ACQUIRED:** Trade from Columbus - June 23, 2011

## 2019-20

Appeared in all 69 games... posted his sixth consecutive season of 40 or more assists, with a total of 11 multi-assist games... was a career-best plus-14... scored twice and added an assist Oct. 16 at EDM... picked up five points in a back-to-back set Oct. 26 vs. CBJ... scored his 200th NHL goal Nov. 23 vs. CGY... recorded three assists Nov. 29 vs. DET... moved into sole possession of sixth place on the Flyers all-time scoring list with two assists Dec. 29 at ANA... was the first of three consecutive two-assist games from Dec. 29 - Jan. 2... played his 900th NHL game Feb. 6 vs. NJD... tied a career high with four assists on Feb. 28 vs. NYR, his first since Dec. 2014 and the first by a Flyer in almost exactly four years... also became the first Flyer in franchise history to record a four-assist game vs. NYR... the contest started a five-game scoring streak in which he posted 10 assists from Feb. 28 - March 7... shared the team lead in points (11-12-13) during the team's nine-game winning streak Feb. 18 - March 7... recorded his first career multi-goal playoff game (2G, 1A) Aug. 19 vs. MTL (Gm 5).

## CAREER

**2018-19:** Recorded a career-high five points (2G, 3A) in a 7-4 win on Oct. 10 at OTT... recorded a three-point game (1G, 2A) on Oct. 20 vs. NJD... went on a four-game point streak (1G, 3A) from Nov. 1 to Nov. 8... posted a seven-game point streak (3G, 5A) from Nov. 27 to Dec. 14... played in his 800th game on Dec. 18 vs. DET... recorded an assist for his 600th career point on Dec. 22 vs. CBJ... posted the game-winning goal on Feb. 4 vs. VAN... scored with 18.2 seconds left in the third period to force overtime on Feb. 7 vs. LAK... recorded the tying goal and two assists in the 4-3 Stadium Series win on Feb. 23 vs. PIT... posted a six-game point streak (4G, 8A) from Feb. 23 to Mar. 15... missed a game March 3 at NYI with a lower-body injury, snapping a 242-game streak dating back to the 2015-16 season. **2017-18:** Set career highs in points (85) and assists (65) and tied his career high in goals (20)... played all 82 games for the second consecutive season, marking the fifth season as a Flyer in which he has not missed a game including 48 in 2012-13... has only missed 13 games in the last seven years... his 65 assists is the second-most by a Flyer since 2011-12, behind only Claude Giroux's 68 this year... recorded a point in 53 out of 82 games, including six three-point games and 20 two-point games... recorded his 400th point as a Flyer Dec. 29 at TBL, becoming the 19th player in team history to reach the milestone... Posted an eight-game scoring streak Jan. 23 - Feb. 10 (3-8-11)... played his 500th game as a Flyer Feb. 10 at ARI... scored his ninth-career OT GWG Feb. 20 vs. MTL, doing so after tying the game with 1:25 to play; becoming the second player in franchise history to score a game-tying goal in the final two minutes of regulation and then score the game-winner in overtime... concluded the season on a four-game scoring streak (1-4-5). **2016-17:** Posted a three-point game (2G, 1A) Oct. 22 vs. CAR... part of a four-game scoring streak Oct. 18-24 (3-4-7)... consecutive two-assist games Nov. 5 at MTL and Nov. 8 vs. DET... 1G, 1A Nov. 12 vs. MIN... recorded a total of 17 points (7G, 10A) over the first 16 games of the season, including six multi-point games... posted a three-game scoring streak (1-4-5) Nov. 11 - Dec. 1... recorded consecutive four-point games, each of 1G & 3A, Dec. 8 vs. EDM & Dec. 10 vs. DAL, becoming the first Flyer to record eight points in a two-game span since Feb. 2009 (M. Richards) and the first Flyer to have consecutive four-point games since Eric Lindros on 12/31/97 & 1/3/98... following Dec. 10 game, ranked second in the NHL in scoring, and was named NHL First Star of the Week for week ending Dec. 11... 2G Jan. 4 vs. NYR... 3G over four games Feb. 25 - Mar. 2. **2015-16:** Snapped a long goal-scoring drought with OT GWG Nov. 14 at CAR... recorded six-game scoring streak Dec. 11-27... recorded 1G, 2A and 7 shots Dec. 15 vs. CAR... recorded 1G, 1A Jan. 21 at PIT... recorded 3A Feb. 2 vs. MTL... Had eight points in four games from Jan. 27th - Feb. 6th... Missed nine games due to a lower body injury (Feb. 27th - Mar. 16th). Recorded seven points in his last 13 games after returning from his lower body injury. **2014-15:** Appeared in all 82 games, his third consecutive perfect season... Led the team in points (82) and assists (59) while finishing third in goals (22)... assist total was second-most in the NHL, and also finished fourth in the league in points... Won the Bobby Clarke Trophy as team MVP for the second time in three seasons as well as the Gene Hart Memorial Award... made his first career All-Star appearance when he represented the Flyers at the 2015 Bridgestone NHL All-Star Weekend... Played his 500th NHL game on Jan. 31 vs. TOR... Participated in his second career NHL fight Jan. 20 vs. PIT... Reached 200 points as a Flyer on Dec. 23 at MIN... Tied a career high with four assists on Dec. 20 at TOR... Recorded his 300th point in the NHL on Oct. 25 vs. DET... Became only the sixth Flyer in team history to record 10 multi-point games over the first 19 games of the season, joining Peter Forsberg, Brian Propp, Tim Kerr, Mark Recchi and Bobby Clarke... Recorded a career-high 10-game scoring streak from Oct. 22 - Nov. 15... Recorded a three-point night, 1G, 2A in a 6-5 OTW at Dallas on Oct. 18... Became the first Flyer in three years (Chris Pronger, 2011) to record at least a point in each of the team's first five games of the season. **2013-14:** Finished 2nd on the team in points (62), 3rd in goals (23), 2nd in assists (39)... Appeared in all 82 games... Played his 200th game as a Flyer on March 30 vs. BOS... Registered his 100th NHL goal on March 26 at NYR... Won the Yanick Dupre Class Guy Memorial Award for the Flyer who best illustrates character, dignity and respect for the sport on and off the ice... Picked up his third multi-goal game of the season on Jan. 11 vs. TBL... Recorded a career-high nine-game scoring streak (6-9-15) from Dec. 9-28... Recorded three points (1G, 2A) in the third period on Dec. 19 vs. CBJ, the third time in his career he's had three points in a period... Reached his 400th game in the NHL on Dec. 15 at WSH... Reached 100 points as a Flyer on Nov. 9... Recorded a five-game scoring streak (Nov. 9-19) (2G, 4A). **2012-13:** Received the Bobby Clarke Trophy as the team's most valuable player... also won the Pelle Lindbergh Memorial Trophy as the Flyers' most improved player from the previous season, as voted by his teammates... Was one of only two Flyers to appear in all 48 regular season games... scored a career-high 22 goals, which led the Flyers and was 9th in the league... was second on the team and 18th in the league in points with 46 (22G, 24A)... Led the team and was 13th in the league with 8 PPG... Recorded his first NHL fight, along with a career-high 19 penalty minutes vs. WSH on March 31... Posted a career-high 4 assists at NYI on Feb. 18... Had a 3-game goal streak from March 2-7... Posted a 6-game point streak from Feb. 16-25... played his 100th game as a Flyer on Feb. 27 vs. WSH... Picked up 3 assists in a 5-3 win vs. WPG on Feb. 23, giving him 12 points over a 5-game span, making him the first Flyer since Peter Forsberg



# 93 JAKUB VORACEK

in 2005 to have 12 or more points in a 5-game stretch... Recorded 200th NHL point and first NHL hat trick on Feb. 20 at PIT.  
**2011-12** : Playoffs: Appeared in 11 playoff games, registering 10 points (2G, 8A) along with 8 penalty minutes ... Recorded GWG April 11 vs. PIT...Regular Season: Played in his 300th NHL game on Feb. 23 at EDM... recorded 2 assists vs. OTT on Jan. 7, including 1 to set up Danny Briere's GWG in overtime...was plus-3 Nov.25 vs. MTL... posted a 3-point night (1G 2A) Nov. 5 vs. CBJ... scored GWG Oct. 6 at BOS in 1st game as a Flyer. **2010-11**: After being a healthy scratch Dec. 27-30, he had 8-17-25 in the 44 games past compared to 1-5-6 the 15 games prior to the scratches. CBJ was 9-1-3 when he scored a goal, 22-6-7 when he notched a point; is 19-5-3 all-time when he notched a multi-point game. **2009-10**: Appeared in 81 games for CBJ...posted 50

## STATISTICAL CAREER HIGHS

	FLYERS	CAREER
MOST GOALS (GAME)	3 (2/20/13 vs. PIT)	3 (2/20/13 vs. PIT)
MOST ASSISTS (GAME)	4 (3 TIMES)	4 (3 TIMES)
MOST POINTS (GAME)	5 (10/10/18 at OTT)	5 (10/10/18 at OTT)
MOST GOALS (SEASON)	23 (2013-14)	23 (2013-14)
MOST ASSISTS (SEASON)	65 (2017-18)	65 (2017-18)
MOST POINTS (SEASON)	85 (2017-18)	85 (2017-18)
LONGEST GOAL-SCORING STREAK	3 GAMES (5 TIMES)	3 GAMES (5 TIMES)
LONGEST ASSIST-SCORING STREAK	6 GAMES (1/23/18-2/6/18)	6 GAMES (2 TIMES)
LONGEST POINT-SCORING STREAK	10 GAMES (10/22/14-11/15/14)	10 GAMES (10/22/-11/15/14)

## CAREER RECORD

YEAR	TEAM	LEAGUE	GP	G	A	PTS	PIM	GP	G	A	PTS	PIM
2006-07	Halifax	QMJHL	59	23	63	86	26	12	7	17	24	6
2007-08	Halifax	QMJHL	53	33	68	101	42	15	5	13	18	14
2008-09	Columbus	NHL	80	9	29	38	44	4	0	1	1	8
2009-10	Columbus	NHL	81	16	34	50	26	--	--	--	--	--
2010-11	Columbus	NHL	80	14	32	46	26	--	--	--	--	-
2011-12	FLYERS	NHL	78	18	31	49	32	11	2	8	10	8
2012-13	FLYERS	NHL	48	22	24	46	35	--	--	--	--	-
2013-14	FLYERS	NHL	82	23	39	62	22	7	2	2	4	4
2014-15	FLYERS	NHL	82	22	59	81	78	--	--	--	--	--
2015-16	FLYERS	NHL	73	11	44	55	38	6	1	0	1	4
2016-17	FLYERS	NHL	82	20	41	61	56	--	--	--	--	--
2017-18	FLYERS	NHL	82	20	65	85	50	6	0	3	3	6
2018-19	FLYERS	NHL	78	20	46	66	25	--	--	--	--	--
2019-20	FLYERS	NHL	69	12	44	56	31	15	4	5	9	24
NHL TOTALS			915	207	488	695	463	49	9	19	28	54
FLYERS TOTALS			592	145	354	499	345	38	7	16	23	42

## MISCELLANEOUS STATS

REGULAR SEASON													PLAYOFFS		
YEAR	TEAM	LEAGUE	PP	SH	GW	S	S%	+/-	TF	F%	MIN	PP	SH	GW	
2008-09	Columbus	NHL	0	0	1	101	8.9	11	3	0.0	12:40	0	0	0	
2009-10	Columbus	NHL	4	0	1	154	10.4	-7	6	33.3	15:37	--	--	--	
2010-11	Columbus	NHL	2	0	2	183	7.7	-3	65	36.9	16:58	--	--	--	
2011-12	FLYERS	NHL	0	0	2	190	9.5	11	23	30.4	16:17	1	0	1	
2012-13	FLYERS	NHL	8	0	3	129	17.1	-7	5	40.0	17:14	--	--	--	
2013-14	FLYERS	NHL	8	0	2	235	9.8	11	6	66.7	17:15	1	0	1	
2014-15	FLYERS	NHL	11	0	3	221	10	1	9	66.7	18:36	--	--	--	
2015-16	FLYERS	NHL	1	0	2	213	5.2	-5	6	50.0	18:35	0	0	0	
2016-17	FLYERS	NHL	5	0	3	253	7.9	-24	14	21.4	19:05	--	--	--	
2017-18	FLYERS	NHL	5	0	3	228	8.8	10	34	44.1	19:27	0	0	0	
2018-19	FLYERS	NHL	4	0	2	210	9.5	-16	30	40.0	18:40	--	--	--	
2019-20	FLYERS	NHL	4	0	3	132	9.1	14	20	35.0	17:03	3	0	1	
FLYERS TOTALS			46	46	23	1811	9.3	-5	147	40.1	18:05	5	0	3	
NHL TOTALS			52	0	27	2249	9.2	-4	221	38.5	17:18	5	0	3	





# 93 JAKUB VORACEK


## CAREER STATS VS. NHL

TEAM	GP	G	A	PTS	PIM	TEAM	GP	G	A	PTS	PIM
ANAHEIM	26	7	12	19	12	NASHVILLE	32	3	12	15	10
ARIZONA	27	3	9	12	38	NEW JERSEY	41	7	22	29	20
BOSTON	31	6	21	27	11	NY ISLANDERS	42	6	27	33	29
BUFFALO	31	4	20	24	12	NY RANGERS	42	13	23	36	22
CALGARY	26	6	16	22	20	OTTAWA	30	13	16	29	15
CAROLINA	40	10	21	31	22	PHILADELPHIA	3	0	1	1	0
CHICAGO	32	6	17	23	10	PITTSBURGH	43	23	20	43	47
COLORADO	27	6	14	20	17	SAN JOSE	26	3	11	14	10
COLUMBUS	29	8	16	24	2	ST. LOUIS	32	7	11	18	14
DALLAS	26	3	17	20	4	TAMPA BAY	28	5	15	20	12
DETROIT	38	7	21	28	14	TORONTO	29	6	14	20	14
EDMONTON	25	6	21	27	16	VANCOUVER	27	5	15	20	15
FLORIDA	30	7	6	13	2	VEGAS	6	0	6	6	0
LOS ANGELES	27	6	13	19	6	WASHINGTON	39	15	19	34	31
MINNESOTA	24	3	16	19	14	WINNIPEG	25	6	14	20	12
MONTREAL	31	7	22	29	12						

### - NHL TOTALS -

GP	G	A	PTS	PIM
915	207	488	695	463





# 74 EGOR ZAMULA

- DEFENSE -

ZUH-mool-uh, EE-gore

**BIRTHDATE:** March 30, 2000 | **BIRTHPLACE:** Chelyabinsk, Russia

**HEIGHT:** 6'3" | **WEIGHT:** 171 | **SHOOTS:** Left | **SEASON:** 1st NHL, 1st Flyers

**ACQUIRED:** Free Agent - Signed an entry-level contract September 20, 2018

## 2019-20

Appeared in 28 games for Calgary of the Western Hockey League before undergoing season-ending surgery following the 2020 World Junior Championships... scored seven goals and added 21 assists for 28 points with Calgary and added two goals and three assists for five points in seven games for Russia at the WJC... started the WHL season with a nine-game point streak (4G, 9A) Sept. 21 - Oct. 20... posted a five-game assist streak (8A) Nov. 17-29... joined the Flyers in the 2020 playoff bubble in Toronto but did not appear in a game.


## CAREER

**2018-2019:** Attended the Calgary Flames' 2018 development camp... invited to the Flyers' 2018 rookie and main training camps on an Amateur Try-Out... played 18:35 in the club's rookie game vs. NYI Sept. 17 and 14:47 at NYR on Sept. 19... signed an entry-level contract with the Flyers on Sept. 20... after returning to Calgary, went on to record 10 goals and 46 assists for 56 points in 61 games to rank 7th in the WHL in scoring among defensemen... started the season without a point in eight games and went on to achieve his season totals over the final 53... recorded three 3-point games and a total of 18 multi-point games... contributed seven assists in 11 playoff games. **2017-18:** Split the season between Calgary and Regina of the WHL, picking up a total of two goals and 16 assists for 18 points... claimed off import waivers from Regina by Calgary on Jan. 9. **2016-17:** Appeared in 36 games for Metallurg Magnitogorsk in Russia's U-17 level, picking up three goals and 23 assists for 26 points.

## CAREER RECORD

YEAR	TEAM	LEAGUE	REGULAR SEASON					PLAYOFFS				
			GP	G	A	PTS	PIM	GP	G	A	PTS	PIM
2017-18	Regina	WHL	38	0	7	7	14	--	--	--	--	--
2017-18	Calgary	WHL	31	2	9	11	24	--	--	--	--	--
2018-19	Calgary	WHL	61	10	46	56	27	11	0	7	7	4
2019-20	Calgary	WHL	28	7	21	28	14	--	--	--	--	--
WHL TOTALS			158	19	83	102	79	11	0	7	7	4





# 57 WADE ALLISON

– RIGHT WING –

**BIRTHDATE:** October 14, 1997 | **BIRTHPLACE:** Carman, Manitoba

**HEIGHT:** 6'2" | **WEIGHT:** 197 | **SHOOT:** Right

**ACQUIRED:** Draft - 2nd round (52nd overall) in 2016

## 2019-20

Played his fourth and final season at Western Michigan University... finished shortened season with 23 points on 10 goals and 13 assists in 26 games ... named to NCHC Academic All-Conference Team ... netted first goal of the season in 5-2 win over Bowling Green ... had career-high five-game goal scoring streak, totaling six goals and three assists during stretch in which WMU won five straight games ... had career-long seven-game point streak totaling seven goals and six assists for 13 points ... ended career with a goal and two assists in 8-4 win over Miami.

## CAREER

**2018-19:** Played in just 22 games due to injury, finishing with 15 points on eight goals and seven assists ... netted a goal in season debut, 7-2, win over Omaha ... had game-winning goal and an assist in 6-2 win at North Dakota for the program's first road sweep of the Fighting Hawks ... had a four-goal weekend, including a hat trick, in series sweep at Miami, also earning NCHC Offensive Player of the Week honors. **2017-18:** Played in 22 games, missing time due to injury ... named All-NCHC Honorable Mention ... finished second on the team scoring with a career-high 30 points on 15 goals and 15 assists ... started off season with two goals and an assist in 6-1 win over Ferris State (10/6) ... had an assist streak of four games, totaling six assists (10/13-21) ... netted goal and an assist in 6-5 win over No. 1 Denver, following it up with four points and his first collegiate hat trick in 7-4 win over No. 1 Denver (11/3-4) ... named NCHC Offensive Player of the Week for performance in sweep of No. 1 Denver (11/6) ... netted two goals and finished +2 in 5-2 win over Omaha (11/18) ... netted two goals in 5-3 win over No. 18 Colgate (11/24) ... netted second collegiate hat trick, including the game-winner in overtime, and tallied an assist for four points in a 4-3 win over Miami (12/9) ... named NCHC Offensive Player of the Week for performance in series against Miami (12/11) ... netted a goal and two assists in 5-2 win at Bowling Green (12/28) ... tallied two assists in 7-6 win at No. 2 St. Cloud State (1/12) ... suffered season-ending injury against St. Cloud (1/13). **2016-17:** Appeared in 36 games ... finished season with 29 points on 12 goals and 17 assists ... scored first collegiate goal in debut and 5-3 win at No. 20 Ferris State (10/6) ... netted two goals, including the game-tying goal in 4-4 tie at No. 20 Bowling Green (10/14) ... tallied two assists in 8-2 win over No. 20 Bowling Green (10/15) ... named NCHC Rookie of the Week for performance in Bowling Green series (10/17) ... netted fourth goal of the season in 5-2 win over Miami (11/5) ... netted goals in win and tie against Air Force (11/18-19) ... tallied assist in loss at North Dakota and then netted two goals and tallied an assist in 3-1 win at UND (12/9-10) ... named NCHC Rookie of the Week for performance against North Dakota ... tallied seven points (1-6-7) in five-game scoring streak, including a career-high three assists in win over Arizona State 1/27-2/10) ... tallied three points on a goal and two assists in 5-2 win over Omaha (3/11). **Career:** Played two seasons in the USHL with the Tri-City Storm, where he led the team to its first Clark Cup championship in 2016... was named Clark Cup MVP after leading the USHL with nine playoff goals and finishing second with 16 postseason points... led the team with five goals and nine points in the three-game Clark Cup Final... posted 25 goals and 47 points during the 2015-16 regular season... prior to Tri-City, recorded 139 points (68G, 71A) in 63 games for the 16U AAA Omaha Lancers in 2013-14.


## CAREER RECORD

### REGULAR SEASON

### PLAYOFFS

YEAR	TEAM	LEAGUE	GP	G	A	PTS	PIM	GP	G	A	PTS	PIM
2011-12	Pembina Valley	WBAAA	56	45	50	95	-					
	Carman	CAHS	3	5	5	10	0					
2012-13	Pembina Valley	MMHL	35	15	22	37	16	5	4	3	7	2
2013-14	Omaha	16U AAA	63	68	71	139	10	5	3	6	9	2
2014-15	Tri-City	USHL	35	6	7	13	8	7	0	2	2	0
2015-16	Tri-City	USHL	56	25	22	47	46	11	9	7	16	4
2016-17	Western Michigan	NCHC	36	12	17	29	53					
2017-18	Western Michigan	NCHC	22	15	15	30	29					
2018-19	Western Michigan	NCHC	22	8	7	15	20	--	--	--	--	--
2019-20	Western Michigan	NCHC	26	10	13	23	17	--	--	--	--	--
<b>USHL TOTALS</b>			<b>91</b>	<b>31</b>	<b>29</b>	<b>60</b>	<b>54</b>	<b>18</b>	<b>9</b>	<b>9</b>	<b>18</b>	<b>4</b>
<b>COLLEGE TOTALS</b>			<b>106</b>	<b>45</b>	<b>52</b>	<b>97</b>	<b>119</b>	<b>0</b>	<b>0</b>	<b>0</b>	<b>0</b>	<b>0</b>





3

CHRIS  
BIGRAS

- DEFENSE -

BIRTHDATE: February 22, 1995 | BIRTHPLACE: Orillia, Ontario

HEIGHT: 6'1" | WEIGHT: 190 | SHOOTS: Left

ACQUIRED: Free agent - signed July 1, 2019

## 2019-20

Spent the season with the Flyers' American Hockey League affiliate, the Lehigh Valley Phantoms, appearing in 39 games... scored his first goal as a Phantom Oct. 11 vs. WB/Scranton... posted two assists Dec. 21 at Charlotte and had another two-assist game Jan. 15 vs. Syracuse.

## CAREER

**2018-19:** Appeared in 52 games for Hartford, registering three goals and 19 assists... posted a goal and an assist in his first game of the season on Oct. 5 vs. PRO... recorded two-assist game on Oct. 12 vs. Providence... went on a three-game assist streak (3A) from Oct. 17 to Oct. 20... posted two assists on Dec. 1 vs. Charlotte... went on a five-game point streak (1G, 5A) from Dec. 27 to Jan. 5. **2017-18:** Posted third-most points, and tied for third in assists, among Hartford defensemen (a combined 3-16-19 in 38 GP, between Hartford and San Antonio... Had at least a point in five of season's last six games (1G, 6A)... Posted his second straight two-assist game, and was +3, in 4-2 victory in season finale 4/14 at Binghamton... Assisted on both Wolf Pack goals, including primary assist on Cole Schneider's OT-GWG, in 2-1 win vs. Binghamton 4/13... Had primary assist on Vinni Lettieri's OT-GWG 4/7 vs. Lehigh Valley, extending a point streak to three games (1G, 2A)... Stretched a point-scoring streak to three games (1G, 3A) with an assist 3/24 vs. Hershey... Scored his first goal in a Wolf Pack uniform, and added an assist for his first Wolf Pack multiple-point game, in 6-4 win 3/18 vs. Rochester... Notched his first Wolf Pack point with an assist vs. Providence 3/3... Was +2 in Wolf Pack debut 3/2 at Springfield... Scored his first goal of the season, and added an assist, for San Antonio 2/18 at Rockford... Registered an assist in AHL season debut for San Antonio 12/1 vs. Iowa, after being assigned to Rampage 11/28... Had an assist for Colorado in season opener at NY Rangers 10/5. **2016-17:** Led San Antonio defensemen in points (19), goals (5) and assists (14)... Returned to action 12/27 vs. Texas, and had two assists in 2-1 Rampage win (Second Star), after missing previous 23 games due to injury... **2015-16:** Had third-most points (19), goals (6) and assists (19) among San Antonio defensemen... Netted first career NHL goal for Colorado 3/1 at Minnesota... Notched his first career NHL point with an assist 1/16 at Columbus... Made NHL debut 1/14 vs. New Jersey, after recall from San Antonio 1/13... Had goals in three straight games (3G, 1A) for San Antonio 1/3-1/9, as part of five-game point-scoring streak (3G, 3A), 12/29-1/9. **2014-15:** Had assists in back-to-back games for Lake Erie 4/12 at Adirondack and 4/16 vs. Grand Rapids (2A)... Notched his first pro point with an assist for Lake Erie 4/9 vs. Rochester... Made pro debut for Lake Erie 4/7 at Chicago... Earned First-Team OHL All-Star honors with Owen Sound... Led team defensemen in points, goals and assists (20-51-71 in 62 GP), and finished tops overall on team in assists and third in points... Scored second-most points among OHL defensemen (trailing only Anthony DeAngelo of Sarnia/Sault Ste. Marie). **2013-14:** Tied for Owen Sound (OHL) team lead in playoff assists (2), and tied for second in postseason points (3)... Finished second among Owen Sound defensemen in regular-season points (27) and assists (23)... Member of Canadian squad at World Junior Championship (+2 in 7 GP). **2012-13:** Led Owen Sound (OHL) team defensemen in points (38), tied for team lead among blueliners in goals (8) and assists (30), and finished tied for third overall on team in assists and fifth in points... Was +35 on the season, second-best on Owen Sound club. **2011-12:** Topped Owen Sound (OHL) defensemen in playoff points (5) and goals (2), tied for overall team lead in playoff assists (3) and had second-most postseason points on squad. Drafted: 2nd rd. (32nd overall) by Colorado 2013. **Misc.:** Finished his OHL career as highest-scoring defenseman in Owen Sound franchise history (35-120-155 in 234 career GP).

## CAREER RECORD


## REGULAR SEASON

## PLAYOFFS

YEAR	TEAM	LEAGUE	GP	G	A	PTS	PIM	GP	G	A	PTS	PIM
2011-12	Owen Sound	OHL	49	3	16	19	33	5	2	3	5	0
2012-13	Owen Sound	OHL	68	8	30	38	34	12	0	2	2	8
	Canada U18	WJC-18	7	0	3	3	0	--	--	--	--	--
2013-14	Owen Sound	OHL	55	4	22	26	46	5	1	2	3	4
	Canada U20	WJC-20	7	0	0	0	0	--	--	--	--	--
2014-15	Owen Sound	OHL	62	20	51	71	52	5	1	2	3	4
	Lake Erie	AHL	7	0	4	4	2	--	--	--	--	--
2015-16	Colorado	NHL	31	1	2	3	16	--	--	--	--	--
	San Antonio	AHL	37	6	13	19	6	--	--	--	--	--
2016-17	San Antonio	AHL	45	5	14	19	37	--	--	--	--	--
2017-18	Colorado	NHL	15	0	1	1	2	--	--	--	--	--
	San Antonio	AHL	20	1	5	6	14	--	--	--	--	--
	Hartford	AHL	18	2	11	13	8	--	--	--	--	--
2018-19	Hartford	AHL	52	3	19	22	36	--	--	--	--	--
2019-20	PHANTOMS	AHL	39	2	14	16	22	--	--	--	--	--
OHL TOTALS			234	35	119	154	165	27	4	9	13	16
AHL TOTALS			218	19	80	99	125	0	0	0	0	0
NHL TOTALS			46	1	3	4	18	0	0	0	0	0







# 82 CONNOR BUNNAMAN

– CENTER –

**BIRTHDATE:** April 16, 1998 | **BIRTHPLACE:** Guelph, Ontario

**HEIGHT:** 6'3" | **WEIGHT:** 226 | **SHOOTS:** Left

**ACQUIRED:** Draft - 4th round (109th overall) in 2016

## 2019-20:

Made his NHL debut in the Global Series win over Chicago in Prague on Oct. 4... appeared in four games before re-joining the Flyers' AHL affiliate, the Lehigh Valley Phantoms... scored in three consecutive games Jan. 4-10... recalled by the Flyers Jan. 12... scored his first NHL goal Jan. 13 vs. BOS... added his first NHL assist Jan. 16 vs. MTL... returned to Lehigh Valley Jan. 21... recalled Jan. 31 and spent just under a month with the Flyers, appearing in 12 games... returned to Lehigh Valley Feb. 24... scored two goals Feb. 28 vs. Charlotte... added assists on Feb. 29 and March 6 for a three-game scoring streak... recalled to the Flyers for the playoffs and appeared in four Stanley Cup Playoff games.


## CAREER

**2018-19:** Registered 19 goals and 13 assists in 62 games for the Phantoms... made his professional debut on Oct. 12 vs. SPR... tallied his first professional point on Oct. 20 at WBS, assisting on German Rubtsov's goal... scored his first professional goal on Oct. 28 at HER... posted a three-game goal streak (3G) from Dec. 7 to Dec. 14... went on a five-game point streak (2G, 3A) from Dec. 19 to Dec. 28... tallied a goal and an assist on Jan. 6 at SPR, starting a six-game point streak (5G, 2A) from Jan. 6 to Jan. 19... posted a two-goal game on Feb. 10 vs. HFD... scored the overtime goal in the 3-2 win on Apr. 9 at Hershey. **2017-18:** Posted 27 goals and 23 assists in 66 games for Kitchener, served as the team's captain... finished third in goals (27) and fourth in points (50) on the team... ranked second in power play goals (9) and in game-winning goals (6)... scored his first goal this season on Oct. 13 at SSM... recorded a three-game point streak (5G, 1A) from Oct. 13 to Oct. 15, including consecutive two-goal games on Oct. 14 at SAG and Oct. 15 at FLNT... went on a six-game point streak (6G, 1A) from Oct. 27 to Nov. 11, including a four-game goal streak (5G) from Nov. 1 to Nov. 11... posted a seven-game point streak (3G, 7A) from Nov. 17 to Nov. 29... recorded a seven-game point streak (3G, 7A) from Dec. 5 to Dec. 29... tallied a goal in consecutive games on Jan. 21 vs. GUE and Jan. 23 at LDN... went on a seven-game point streak (6G, 3A) from Feb. 19 to Mar. 6... posted five goals and nine assists in 14 playoff games... went on a five-game point streak (3G, 5A) during playoffs from Mar. 28 to Apr. 8. **2016-17:** Appeared in 64 games, posting 37 goals and 15 assists... led the team in goals (37) and in power play goals (16)... finished third on the team in points (52)... scored a goal in the first game of the season on Sept. 30 at NB, starting a three-game point streak (3G, 2A) from Sept. 30 to Oct. 7... tallied a three-point game (2G, 1A) on Nov. 23 at SAR... recorded a hat trick on Dec. 3 at OTT, his second in the OHL... went on a four-game goal streak (5G) from Jan. 6 to Jan. 12... posted consecutive multi-point games on Jan. 27 vs. NB (1G, 1A) and Jan. 29 at OS (2G)... tallied a hat trick on Mar. 11 at FLNT, his second this season and third in the OHL... went on a three-game goal streak (6G) from Mar. 11 to Mar. 17... posted four goals in three playoff games... posted consecutive two-goal games on Mar. 29 vs. OS and Mar. 31 at OS. **2015-16:** Recorded 16 goals and 22 assists in 68 games for Kitchener... started off the season on a four-game point streak (2G, 2A) from Sept. 25 to Oct. 9... posted his first two-goal game on Oct. 12 vs. SBY, starting a three-game point streak (2G, 2A) from Oct. 12 to Oct. 17... tallied his first three-point game (1G, 2A) on Oct. 29 at PBO... registered his first hat trick on Dec. 8 vs. GUE... went on a three-game point streak (2G, 1A) from Jan. 29 to Jan. 31... tallied a three-game point streak (1G, 2A) from Mar. 8 to Mar. 12... appeared in nine playoff games, posting two goals and two assists. **2014-15:** Posted 10 goals and five assists in 67 games for Kitchener... scored his first OHL goal on Oct. 13 vs. GUE... posted his first OHL two-point game (1G, 1A) on Oct. 26 vs. OTT... tallied a goal in consecutive games on Jan. 3 at NIAG and Jan. 9 vs. BELV... recorded a goal and an assist on Jan. 16 vs. OSH... appeared in six playoff games, posting one goal and one assist... scored his first OHL playoff goal on Mar. 29 at LDN.

## CAREER RECORD

YEAR	TEAM	LEAGUE	REGULAR SEASON					PLAYOFFS				
			GP	G	A	PTS	PIM	GP	G	A	PTS	PIM
2013-14	Guelph	SCTAMM	37	18	17	35	39	9	3	4	7	4
2014-15	Kitchener	OHL	67	10	5	15	18	6	1	1	2	0
2015-15	Kitchener	OHL	68	16	22	38	14	9	2	2	4	0
2016-17	Kitchener	OHL	64	37	15	52	30	3	4	0	4	7
2017-18	Kitchener	OHL	66	27	23	50	31	19	5	9	14	16
2018-19	PHANTOMS	AHL	62	19	13	32	16	--	--	--	--	--
2019-20	PHANTOMS	AHL	29	6	3	9	12	--	--	--	--	--
	FLYERS	NHL	21	1	1	2	2	4	0	0	0	2
OHL TOTALS			265	90	65	155	93	24	12	12	24	23
AHL TOTALS			91	25	16	41	28	0	0	0	0	0
NHL TOTALS			21	1	1	2	2	4	0	0	0	2





# 59 MARK FRIEDMAN

– DEFENSE –

**BIRTHDATE:** December 25, 1995 | **BIRTHPLACE:** Toronto, Ontario

**HEIGHT:** 5'10" | **WEIGHT:** 185 | **SHOOTS:** Right

**ACQUIRED:** Draft - 3rd round (86th overall) in 2014

## 2019-20

Spent the majority of the season (45GP) with the Flyers' American Hockey League affiliate, the Lehigh Valley Phantoms, while playing six games with the Flyers...


## CAREER

**2018-19:** Registered five goals and 21 assists in 75 games for the Phantoms... opened the season with two assists on Oct. 6 vs. Bridgeport, his first multi-point game... recorded a goal and an assist on Oct. 20 at Wilkes-Barre... tallied two assists on Oct. 24 at Hartford... tallied an assist in a home-and-home with Binghamton on Nov. 2 and Nov. 3... posted a point in consecutive games, an assist on Mar. 23 vs. Wilkes-Barre and a goal on Mar. 27 at Rochester... recorded an assist in consecutive games on Apr. 9 at Hershey and Apr. 12 at Providence... made his NHL debut on Apr. 6 vs. CAR, registering 12:33 in ice time. **2017-18:** Posted two goals and 14 assists in 65 games for the Phantoms... went on a three-game assist streak (3A) from Nov. 17 to Nov. 24... scored his first professional goal on Feb. 13 at Bridgeport... made his first Calder Cup playoff appearance on Apr. 20 at Providence... scored his first playoff goal and point on Apr. 21 at Providence. **2016-17:** Appeared in 40 games for Bowling Green, recording eight goals and 18 assists... named to All-WCHA Third Team honors... his eight goals and 18 assists on the season, lead the defensemen on the Bowling Green... marked four multi-point games on the year, including a game-high of three in the 8-3 victory at Alabama Huntsville on Nov. 19... tallied 90 shots on goal, and 51 blocked shots... marked the game-winning goal in the 4-2 victory at home over then-No. 17 Bemidji State on Jan. 6 and again in the 3-2 overtime win at Ferris State on Jan. 27... finished the season with a plus-7 rating, including a game-high of plus-3 on two occasions... made his professional debut for the Phantoms on Apr. 15 at Binghamton, also tallying his first professional point (1A). **2015-16:** Named to the WCHA All-Star First team... named one of the Top 50 Players to Watch by The Hockey News just prior to the start of the season... ranked among the top 50 defensemen in the country in points per game... finished the year with 17 assists, second-most on the team... tallied 23 total points, tied for most among defensemen in the WCHA, and a team-best 73 blocked shots, fourth-most in the conference... tied for a team-best 10 points on the power play (two goals, eight assists) and added a goal and an assist short-handed... earned WCHA Defensive Player of the Week honors on Nov. 30... had two assists and was a +4 in a 6-2 win against Ferris State on Senior Night Feb. 27... had the first two-goal game of his career on Mar. 12 vs. Bemidji State in game two of the first round of the WCHA Tournament, also added an assist for a three-point night. **2014-15:** Named to the WCHA All-Rookie Team and the team's co-Rookie of the Year... tied for a team-high with 17 assists on the season... tied for seventh in the WCHA among defensemen in points, as well as tied for seventh among freshmen... blocked a team-best 64 shots... scored a goal on four shots in just his second collegiate game on Oct. 12 at Miami... had a goal and an assist on Jan. 4 at Robert Morris. **2013-14:** Went on a four-game point streak (1G, 6A) from Sept. 27 to Oct. 12, including the a four-point game (1G, 3A) on Oct. 5 vs. Youngstown... posted a three-game point streak (1G, 2A) from Oct. 18 to Oct. 26... recorded a three-assist game on Nov. 22 vs. U.S. NTDP, starting a three-game assist streak (6A) from Nov. 22 to Nov. 28... tallied a five-game point streak (3G, 6A) from Jan. 3 to Jan. 17... posted a three-game scoring streak (2G, 2A) Mar. 14-16... registered seven assists in 12 playoff games... led the Blackhawks to the Anderson Cup... were finalists of the Clark Cup... represented Waterloo at the USHL All-Star Game... named to the USHL Second All-Star Team.

## CAREER RECORD

CAREER RECORD		REGULAR SEASON						PLAYOFFS				
YEAR	TEAM	LEAGUE	GP	G	A	PTS	PIM	GP	G	A	PTS	PIM
2010-11	North York	OJHL	2	0	0	0	0	--	--	--	--	--
2011-12	North York	OJHL	48	9	18	27	44	4	1	3	4	0
2012-13	Waterloo	USHL	64	8	27	35	44	5	2	3	5	2
2013-14	Waterloo	USHL	51	10	30	40	30	12	0	7	7	4
2014-15	Bowling Green	WCHA	39	2	17	19	75	--	--	--	--	--
2015-16	Bowling Green	WCHA	42	6	17	23	40	--	--	--	--	--
2016-17	Bowling Green	WCHA	40	8	18	26	28	--	--	--	--	--
	PHANTOMS	AHL	1	0	1	1	0	--	--	--	--	--
2017-18	PHANTOMS	AHL	65	2	14	16	18	13	2	0	2	8
2018-19	PHANTOMS	AHL	75	5	21	26	68	--	--	--	--	--
	FLYERS	NHL	1	0	0	0	0	--	--	--	--	--
2019-20	PHANTOMS	AHL	45	3	15	18	30	--	--	--	--	--
	FLYERS	NHL	6	0	1	1	2	--	--	--	--	--
OJHL TOTALS			50	9	18	27	44	4	1	3	4	0
USHL TOTALS			115	18	57	75	74	17	2	10	12	6
COLLEGE TOTALS			121	16	52	68	143	0	0	0	0	0
AHL TOTALS			186	10	51	61	116	13	2	0	2	8
NHL TOTALS			7	0	1	1	2	0	0	0	0	0





# 84 LINUS HOGBERG

– DEFENSE –

**BIRTHDATE:** September 4th, 1998 | **BIRTHPLACE:** Stockholm, Sweden

**HEIGHT:** 6'1" | **WEIGHT:** 176 | **SHOOTS:** Left

**ACQUIRED:** Draft - 5th Round (139th overall) in 2016

## 2019-20

Played in 50 games for Växjö Lakers HC, his fourth with the club... ranked third among defensemen on the team in scoring.


## CAREER

**2018-19:** Posted 10 points (2G, 8A) in 52 games, ranking second on the team among defensemen in scoring. **2017-18:** Appeared in 42 regular season games, posting six points (2G, 4A)... contributed three assists in 13 playoff games to help Växjö win the Swedish national championship... was a member of Team Sweden at the 2018 World Junior Championships. **2016-17:** Played in 35 SHL games for Växjö while also seeing time with the club's J20 SuperElit team. **2015-16:** Made his SHL debut with Växjö, appearing in two games... spent most of the season with the J20 SuperElit team (39 GP), posting seven goals and 18 assists... also played 13 games for the club's J18 Elit team, picking up 12 points (3G, 9A). **2014-15:** Joined Växjö Lakers HC, appearing in 40 games for the J20 SuperElit team and 13 for the J18 Elit squad. **Career:** Spent two seasons with Huddinge IK, seeing time with the U16, U18 and U20 teams.

## CAREER RECORD

YEAR	TEAM	LEAGUE	REGULAR SEASON					PLAYOFFS				
			GP	G	A	PTS	PIM	GP	G	A	PTS	PIM
2014-15	Växjö J18	J18 Elit	13	2	3	5	6	3	0	1	1	0
	Växjö J20	Superelit	40	2	1	3	8	--	--	--	--	--
	Sweden U17	WHC-17	6	0	2	2	2	--	--	--	--	--
	Sweden U17 (all)	Int. Jr.	7	0	2	2	2	--	--	--	--	--
2015-16	Växjö J18	J18 Elit	13	3	9	12	6	--	--	--	--	--
	Växjö J20	Superelit	39	7	18	25	14	2	0	0	0	0
	Växjö HC	SweHL	2	0	0	0	0	1	0	0	0	0
2016-17	Växjö HC	SweHL	35	0	4	4	6	--	--	--	--	--
	Bjorkloven IF	Swe-1	3	0	0	0	0	--	--	--	--	--
2017-18	Vaxjo HC	SweHL	42	2	4	6	0	8	0	3	3	0
2018-19	Vaxjo HC	SweHL	52	2	8	10	8	7	0	1	1	2
2019-20	Vaxjo HC	SweHL	50	5	9	14	12	--	--	--	--	--
Div.1 TOTALS			26	9	18	27	2	0	0	0	0	0
Div.2TOTALS			4	4	3	7	2	0	0	0	0	0
U16 SM TOTALS			14	1	6	7	4	0	0	0	0	0
J18 Elit			38	5	16	21	12	3	0	1	1	0
Int. Jr.			11	0	2	2	4	0	0	0	0	0
Superelit			79	9	19	28	22	2	0	0	0	0
SweHL TOTALS			181	9	25	34	32	21	0	4	4	2
Swe-1 TOTALS			3	0	0	0	0	0	0	0	0	0





# 72 DAVID KASE

– CENTER –

**BIRTHDATE:** January 28, 1997 | **BIRTHPLACE:** Kadan, Czech Republic

**HEIGHT:** 5'11" | **WEIGHT:** 168 | **SHOOTS:** Left

**ACQUIRED:** Draft - 5th Round (128th overall) in 2015

## 2019-20

Appeared in 51 games for the Flyers' American Hockey League affiliate, the Lehigh Valley Phantoms, while also playing his first six NHL games with the Flyers... registered a three-point game (2G, 1A) Nov. 22 vs. Charlotte... recalled by the Flyers on Dec. 11 and made his NHL debut that night at COL, playing 7:47... scored his first NHL goal Dec. 17 vs. ANA while playing against his brother Ondrej with the Ducks... returned to Lehigh Valley Dec. 19... recalled by the Flyers on Jan. 9 and played 5:00 Jan. 11 vs. TBL... returned to Lehigh Valley Jan. 12... upon returning, posted eight points (2G, 6A) and was plus-5 over the next 10 games through Feb. 9.

## CAREER


**2018-19:** Registered eight goals and 15 assists in 40 games for the Phantoms... made his AHL debut on Oct. 6 vs. Bridgeport, tallying his first AHL point (1A)... scored his first AHL goal on Oct. 13 at Springfield... posted his first two point game (1G, 1A) in the AHL on Oct. 21 at Bridgeport... went on a three-game point streak (1G, 4A) from Nov. 9 to Nov. 14... due to injury, missed games from Dec. 8 to Mar. 1... recorded an assist his first game back from injury on Mar. 2 vs. Utica... tallied an assist in consecutive games on Mar. 6 at Wilkes-Barre and on Mar. 8 vs. Charlotte... posted an assist in a home-and-home against Wilkes-Barre on Mar. 22 and Mar. 23. **2017-18:** Recorded nine goals and 14 assists in 44 games for Mora IK in the SHL... played in five games for Mora in a relegation round, posting one goal and two assists... represented Czech Republic in the Men's World Championship, tallying two goals in four games. **2016-17:** Posted three goals and six assists in 32 games for Pirati Chomutov... also tallied two goals and four assists in 15 playoff games... was loaned to SK Kadan in the Czech2 league for eight games, posting four goals and three assists... also represented Czech Republic at the U-20 World Junior Championship, recording two goals and one assist in five games... named one of Top 3 Player on Team in U-20 World Junior Championship. **2015-16:** Appeared in one game for Pirati Chomutov U20 before spending most of the season with the men's team... recorded one goal and one assist in 30 games for Pirati Chomutov... loaned to SK Kadan for 16 games, recording six goals and eight assists... appeared in eight playoff games for Pirati Chomutov, posting one goal and one assist... also represented Czech Republic at the U-20 World Junior Championship, recording an assist in five games. **2014-15:** Recorded seven goals and eight assists in eight games for Pirati Chomutov U20... tallied five goals and seven assists in nine playoff games for Pirati Chomutov U20... won Czech U20 Championship... had the most points (12) during the Czech U20 playoffs... spent most of the season with Pirati Chomutov's men's team, recording seven goals and seven assists in 30 games... represented Czech Republic at the U-18 World Junior Championship... registered two goals and three assists in four games... named one of Top 3 Players on Team in U-18 World Junior Championship... also represented Czech Republic at the U-20 World Junior Championship, recording an assist in four games... appeared in five games for Czech Republic in the Hlinka Memorial Cup, registering one goal and one assist... earned a silver medal in the Hlinka Memorial Cup.



## CAREER RECORD

CAREER RECORD			REGULAR SEASON					PLAYOFFS				
YEAR	TEAM	LEAGUE	GP	G	A	PTS	PIM	GP	G	A	PTS	PIM
2010-11	SK Kadan U16	Czech U16 2	11	15	15	30	4	--	--	--	--	--
	KLH Chomutov U16	Czech U16	21	10	6	16	2	--	--	--	--	--
2011-12	KLH Chomutov U16	Czech U16	29	27	38	65	10	--	--	--	--	--
	KLH Chomutov U18	Czech U18	13	3	2	5	2	1	0	0	0	0
2012-13	KLH Chomutov U16	Czech U16	6	4	6	10	10	1	0	0	0	0
	KLH Chomutov U18	Czech U18	25	5	21	26	8	--	--	--	--	--
	KLH Chomutov U20	Czech U20	4	0	1	1	0	--	--	--	--	--
	Czech Republic U16 (all)	Int.-Jr	10	2	6	8	4	--	--	--	--	--
2013-14	KLH Chomutov U18	Czech U18	14	9	22	31	4	3	1	2	3	0
	KLH Chomutov U20	Czech U20	35	11	19	30	10	11	2	1	3	8
	Czech Republic U17	WHC-17	5	4	2	6	0	--	--	--	--	--
	Czech Republic U17 (all)	Int.-Jr	18	11	7	18	4	--	--	--	--	--
	Czech Republic U18	WJC-18	7	3	2	5	0	--	--	--	--	--
	Czech Republic U18 (all)	Int.-Jr	11	4	3	7	2	--	--	--	--	--
2014-15	KLH Chomutov U20	Czech U20	8	7	8	15	2	9	5	7	12	12
	KLH Chomutov	Czech2	30	7	7	14	10	1	0	0	0	0
	Czech Republic U18	WJC-18	4	2	3	5	2	--	--	--	--	--
	Czech Republic U18 (all)	Int.-Jr	5	1	2	3	4	--	--	--	--	--
	Czech Republic U20	WJC-20	4	0	1	1	0	--	--	--	--	--
	Czech Republic U20 (all)	Int.-Jr	7	1	1	2	2	--	--	--	--	--
2015-16	KLH Chomutov U20	Czech U20	1	0	1	1	0	2	1	3	4	2
	Pirati Chomutov	Czech League	30	1	1	2	2	8	1	1	2	2
	SK Kadan	Czech 2	16	6	8	14	6	--	--	--	--	--
	Czech Republic U20	WJC-20	5	0	1	1	2	--	--	--	--	--
	Czech Republic U20 (all)	Int.-Jr	7	0	0	4	4	--	--	--	--	--
2016-17	Pirati Chomutov	Czech League	32	3	6	9	8	15	2	4	6	4
2017-18	Mora IK	SweHL	44	9	14	23	6	--	--	--	--	--
2018-19	PHANTOMS	AHL	40	8	15	23	10	--	--	--	--	--
2019-20	FLYERS	NHL	6	1	0	1	0	--	--	--	--	--
	PHANTOMS	AHL	51	7	12	19	14	--	--	--	--	--
CZECH TOTALS			275	108	161	269	78	51	12	18	30	28
INT'L JUNIOR TOTALS			58	19	19	42	20	--	--	--	--	--
WHC/WJC TOTALS			25	9	9	18	4	--	--	--	--	--
SweHL TOTALS			44	9	14	23	6	--	--	--	--	--
AHL TOTALS			91	15	27	42	24	0	0	0	0	0
NHL TOTALS			6	1	0	1	0	0	0	0	0	0





# 75 PASCAL LABERGE

— CENTER/RIGHT WING —

**BIRTHDATE:** April 9th, 1998 | **BIRTHPLACE:** Châteauguay, Quebec

**HEIGHT:** 6'1" | **WEIGHT:** 188 | **SHOOTS:** Right

**ACQUIRED:** Draft - 2nd Round (36th overall) in 2016

## 2019-20

Split the season between the Flyers' American Hockey League affiliate, the Lehigh Valley Phantoms, and their ECHL affiliate, the Reading Royals... appeared in 23 games for the Phantoms... scored a goal in his AHL season debut Nov. 20 vs. Charlotte... scored in consecutive games Nov. 27-29... posted two goals Dec. 21 at Charlotte... scored in consecutive games Jan. 4-5.

## CAREER


**2018-19:** Registered five goals and one assist in 15 games for the Phantoms... missed most of the season due to hip injury... scored his first professional goal on Mar. 6 at Wilkes-Barre... record his first professional hat trick in his first multi-point game on Mar. 27 at Rochester. **2017-18:** Posted six goals and 14 assists in 31 games for Victoriaville before being traded to Quebec... went on a five-game point streak (4G, 1A) from Sept. 24 to Oct. 12, including a three-point game (1G, 2A) on Oct. 12 at Quebec... tallied an assist in consecutive games on Oct. 19 vs. Sherbrooke and Oct. 20 vs. Baie-Comeau... recorded three assists on Dec. 15 vs. Shawinigan... was traded to Quebec, posting 11 goals and 16 assists in 33 games... tallied two goals on Jan. 5 vs. Shawinigan... went on a five-game point streak (3G, 4A) from Jan. 14 to Jan. 27... registered a nine-game point streak (5G, 9A) from Feb. 18 to Mar. 14... appeared in seven playoff games for Quebec, posting two goals and three assists... recorded a goal and an assist on Mar. 25 vs. Charlottetown... made his professional debut on Apr. 13 vs. Bridgeport. **2016-17:** Appeared in 46 games for Victoriaville, tallying 12 goals and 20 assists... scored his first goal of the season on Oct. 1 vs. Val d'Or... tallied at least a point in consecutive games, an assist on Oct. 7 at Baie-Comeau and a goal and assist on Oct. 8 at Baie-Comeau... recorded two assists on Dec. 8 at Saint John... scored a goal in consecutive games on Dec. 11 at Cape Breton and Dec. 16 vs. Rimouski... tallied a goal and an assist on Jan. 15 at Halifax... went on a three-game point streak (2G, 2A) from Feb. 19 to Feb. 26... finished the regular season on a three-game point streak (1G, 2A) from Mar. 10 to Mar. 18... appeared in four playoff games for Victoriaville, recording two goals. **2015-16:** Recorded 23 goals and 45 assists in 56 games for Victoriaville... led the team in assists (45), in points (68) and power play assists (22)... ranked third on the team in goals (23)... named to the CHL Top Prospects Game... opened the season on a three-game assist streak (3A) from Sept. 11 to Sept. 18... posted a four-game point streak (2G, 2A) from Sept. 25 to Oct. 4... tallied a three-assist game on Oct. 17 vs. Sherbrooke, starting a four-game assist streak (6A) from Oct. 17 to Oct. 28... posted a two-goal game on Nov. 7 vs. Shawinigan... registered a nine-game point streak (6G, 11A) from Nov. 27 to Jan. 3, including a four-point game (1G, 3A) on Dec. 18 at Rimouski... recorded ten-game point streak (6G, 15A) from Jan. 23 to Feb. 19, including a four-point game (1G, 3A) on Feb. 5 at Moncton... went on a three-game point streak (1G, 3A) from Mar. 13 to Mar. 19... posted three goals and two assists in five playoff games for Victoriaville... scored a goal in consecutive playoff games on Mar. 25 at Moncton and Mar. 26 at Moncton... tallied two assists on Mar. 30 vs. Victoriaville, his first in his playoff career... appeared in seven games for Team Canada at the World Junior Championship U-18, recording two goals and two assists. **2014-15:** Posted four goals and six assists in 27 games for Gatineau before being traded to Victoriaville... made his QMJHL debut on Sept. 12 vs. Val d'Or... tallied his first QMJHL point (1A) on Sept. 19 at Blainville-Boisbriand... scored his first goal in the QMJHL on Sept. 21 at Victoriaville... went on a three-game point streak (2G, 2A) from Oct. 1 to Oct. 5... posted a point in consecutive game, a goal on Oct. 11 at Baie-Comeau and an assist on Oct. 12 at Chicoutimi... was traded to Victoriaville, registering six goals and 15 assists in 31 games... went on a four-game assist streak (8A) from Jan. 3 to Jan. 10... recorded a three-game point streak (3G, 1A) from Jan. 16 to Jan. 23... registered his first multi-point game (1G, 1A) on Feb. 19 at Halifax... appeared in two playoff games for Victoriaville... also appeared in five games for Canada Black in World Hockey Championship U-17, recording four assists.

## CAREER RECORD

YEAR	TEAM	REGULAR SEASON					PLAYOFFS				
		LEAGUE	GP	G	A	PTS	PIM	GP	G	A	PTS
2014-15	Gatineau	QMJHL	27	4	6	10	4	--	--	--	--
	Victoriaville	QMJHL	31	6	15	21	24	2	0	0	4
	Canada U17	WHC-17	5	0	4	4	6	--	--	--	--
2015-16	Victoriaville	QMJHL	56	23	45	68	64	5	3	2	5
	Canada U18	WJC-18	7	2	2	4	4	--	--	--	--
2016-17	Victoriaville	QMJHL	46	12	20	32	35	4	2	0	4
2017-18	Victoriaville	QMJHL	31	6	14	20	34	--	--	--	--
	Quebec	QMJHL	33	11	16	27	33	7	2	3	5
	PHANTOMS	AHL	2	0	0	0	0	--	--	--	--
2018-19	PHANTOMS	AHL	15	5	1	6	14	--	--	--	--
QMJHL TOTALS			224	62	116	178	194	18	7	5	12
ECHL TOTALS			24	6	6	12	8	0	0	0	0
AHL TOTALS			40	12	4	16	28	0	0	0	0







# 58 TANNER LACZYNSKI

– DEFENSE –

**BIRTHDATE:** February 22, 1995 | **BIRTHPLACE:** Orillia, Ontario

**HEIGHT:** 6'1" | **WEIGHT:** 190 | **SHOOTS:** Left

**ACQUIRED:** Free agent - signed July 1, 2019

## 2019-20

Served as alternate captain... member of a senior class that earned three straight NCAA berths and was poised for a fourth in 2020 before season was canceled; would have been first group of seniors in program history with four NCAA appearances... named second team All-Big Ten... led team with 34 points and 23 assists, fourth on roster with 11 goals... recorded his fourth straight 30+ point season... averaged 1.04 career points per game, ranking fifth among 2019-20 NCAA skaters and second among 2019-20 seniors; was just the third Buckeye since 2000 to average better than a point per game... shared lead among '20 seniors in career assists and career game-winning goals... finished season with 143 points in 138 career games, ranking 22nd (tied) in Ohio State history in points... ended year on five-game point streak (4g, 3a, 7p) and had a point in 24 of 36 games played... tied for third in Big Ten in points and second in assists... led league with 14 power play assists and 17 power play points... was a three-time Big Ten Star of the Week... scored the game-winning goal Dec. 1 vs. Michigan State and Dec. 27 vs. Colgate... posted three points in a Big Ten Tournament quarterfinal series sweep of Wisconsin, with goal and an assist in game one, along with career-best +4 ranking, and helper in game two.


## CAREER

**2018-19:** Earned Honorable Mention All-Big Ten... Ohio State Scholar-Athlete and Academic All-Big Ten selection... finished second on team with 30 points and first with 20 assists... had at least a point in 19 of 27 games played, with multiple points in 10 games (missed nine games with injury, with three in first half and six in second half)... tied for 16th in the NCAA and fifth in the Big Ten with 1.11 points per game... ended season with 109 career points (37 goals, 72 assists); 1.07 career points per game, ranking third among 2018-19 juniors and eighth among all 2018-19 NCAA skaters; 109 points was 20th among all skaters and fourth among juniors... scored twice vs. UMass Oct. 20, including game-winning goal with 1:22 left in regulation... recorded 11 points (4G, 7A) over a nine-game point streak to start the season... scored two goals Nov. 9 at Colgate in first game after missing three with injury... posted four points in series vs. Wisconsin Nov. 16-17, picking up the game-winning goal and an assist in Game 1, with two assists in Game 2... **2017-18:** Named First Team All-Big Ten and earned a spot on the Big Ten and NCAA Midwest Regional All-Tournament Team during Ohio State's run to the Frozen Four... was a second-team All-American... posted a career-high 47 points, with 17 goals and 30 assists, in 41 games, with all 47 points coming in last 36 outings (1.27 ppg since Oct. 19, eighth in NCAA among all players in that span)... had 10 points (5G, 5A) in last nine games combined (with at least a point in six of the nine games); ended season on five-game point streak (2g, 4a, 6p)... four assists in series at UMass Oct. 20-21; Second career three-assist game in game two and was +3 in the contest... NCAA First Star and Big Ten Second Star Oct. 31 after five points and +5 mark in sweep of Robert Morris; goal and two assists at home in game one and then scored twice in final 2:31 (breaking 1-1 tie, then ENG with :08 left) on the road two assists in first game at UConn Nov. 10 and scored lone goal in game two Nov. 11... B1G Second Star of the Week Nov. 27 after four points in sweep of Michigan. **2016-17:** Posted 32 points as a freshman, with 10 goals and 22 assists, while playing in 34 games... fourth in points among Big Ten rookies and 11th among NCAA freshmen with .94 points per game... had 10 multiple point games... won gold medal with U.S. National Junior Team at World Junior Championship Dec. 26-Jan. 5... selected by his teammates as the squad's Most Valuable Freshman. **Career:** Finished 2015-16 regular season fourth in scoring in the USHL with 63 points, scoring 24 goals and adding 39 assists... started the season with Chicago Steel, serving as an alternate captain, and had 40 points, on 13 goals and 27 assists, in 52 games... ended year with Lincoln Stars and had 23 points (19g, 11a) in 19 regular season games... participated in 2016 USA Hockey National Junior Evaluation Camp... chosen for USHL/NHL Top Prospects Game... 2015 USHL All-Rookie Second Team honoree after posting 28 points, with 18 goals and 28 assists, in 57 regular season games... skated in two games for the Steel in 2013-14... 2014 CCM/USA Hockey All-American Prospects Game participant and played in 2015 USHL/NHL Top Prospects game in January 2015... skated for Team USA in 2015 Hlinka Memorial Tournament... Played for Chicago Mission, winning 16U national championship.

## CAREER RECORD

CAREER RECORD		REGULAR SEASON						PLAYOFFS					
YEAR	TEAM	LEAGUE	GP	G	A	PTS	PIM	GP	G	A	PTS	PIM	
2013-14	Chicago U16	HPHL U16	25	20	18	38	18	--	--	--	--	--	
	Chicago U18	HPHL U18	3	0	6	6	0	--	--	--	--	--	
	Chicago	USHL	2	0	0	0	0	--	--	--	--	--	
2014-15	Chicago	USHL	57	18	28	46	10	--	--	--	--	--	
2015-16	Chicago	USHL	33	13	27	40	20	--	--	--	--	--	
	Lincoln	USHL	19	11	12	23	18	4	1	2	3	0	
2016-17	Ohio State	Big-10	34	10	22	32	22	--	--	--	--	--	
2017-18	Ohio State	Big-10	41	17	30	47	12	--	--	--	--	--	
2018-19	Ohio State	Big-10	27	10	20	30	14	--	--	--	--	--	
2019-20	Ohio State	Big-10	36	11	23	34	22	--	--	--	--	--	
USHL TOTALS			111	42	67	109	48	4	1	2	3	0	
College TOTALS			138	48	95	143	70	0	0	0	0	0	





# 34 ALEX LYON

– GOALIE –

**BIRTHDATE:** December 9, 1992 | **BIRTHPLACE:** Baudette, MN

**HEIGHT:** 6'1" | **WEIGHT:** 209 | **CATCHES:** Left

**ACQUIRED:** Free Agent - Signed an entry-level contract on April 5, 2016

## 2019-20

Appeared in 32 games for the Flyers' American Hockey League affiliate, the Lehigh Valley Phantoms, while seeing three games with the Flyers... started the AHL season with a 2-0-2 record over the first four games, stopping 90 of 97 shots... made 40 saves in a 4-1 loss to MTL on Jan. 16 and stopped 31 in a 6-3 win vs. COL on Feb. 1, his first NHL win since 2018.


## CAREER

**2018-19:** Appeared in 39 games for the Phantoms, tallying a record of 19-20-2, a 2.74 goals-against average and a .916 save percentage... stopped 18 shots to earn a shutout on Dec. 19 vs. Hershey... stopped a season-high 49 shots to earn a 3-2 overtime win on Nov. 19 vs. Rockford... appeared in two games for the Flyers, posting a 5.07 goals-against average and a .806 save percentage. **2017-18:** Made his NHL debut in relief on Jan. 31 at WSH, making five saves in 8:02 of action... made his first NHL start the next day (Feb. 1) at NJD... earned his first NHL win Feb. 18 at NYR in relief of Michal Neuvirth... picked up his first win as a starter on Feb. 20 vs. MTL... played 34:45 of scoreless relief (18 saves) on March 15 vs. CBJ... stopped a season-high 33 shots in a win over NYR on March 22. **2016-17:** Appeared in 47 games for the Phantoms and had 27 wins and 14 losses on the season... his 27 wins tied for fourth among all AHL goaltenders... tied for seventh in AHL with four shutouts... posted a 2.74 GAA and collected 1286 saves... made his professional debut 10/22/16 vs. Hartford with 29 saves... saved 26 shots for his first professional win 11/11/16 at Utica... registered first professional shutout with 28 saves in a 1-0 win over Binghamton 11/23/16... recorded a personal season-high 44 saves 4/8/17 vs. Springfield. **2015-16:** Had a 19-8-4 record with a 1.64 goals against average in 31 games at Yale University... recorded his 50th career win, setting the school record for career goalie victories... broke the record with his 43rd shutout by stopping all 29 shots in a 3-0 win over RPI... added five shutouts on the season, setting another school record with 15 career... Ken Dryden Award recipient for the second consecutive season... was named ECAC Hockey Goalie of the Month in January and February... Richter Award and Hobey Baker Top 10 finalist... named to AHCA first-team All-America and first-team All-ECAC. **2014-15:** Appeared in 32 games for the Bulldogs, posting a 17-10-5 record... led the nation in GAA (1.62), SV% (.939) and shutouts (7), all of which were also school records... set a Yale record for career shutouts with 10... selected to the U.S. National Team at the IIHF World Championships... Richter Award Top 5 finalist... Ken Dryden Award recipient... honored with the J. Murray Murdoch Award as the team's MVP. **2013-14:** Recorded a 14-11-5 record in 30 games at Yale with a 2.41 GAA and .918 SV%... made 796 saves during his rookie season, the seventh most in Yale history... named Ivy League co-Rookie of the Year and team rookie of the year. **2012-13:** Appeared in 50 games for the Omaha Lancers with 26 wins, 2.65 goals against average, .916 save percentage and one shutout... recorded a career-best 1396 saves... named to USHL Second All-Star team. **2011-12:** Posted a 28-15-3 record in 48 games for the Lancers... tallied 1287 saves (.910 SV%) and 2.76 GAA... had four shutouts on the season... appeared in four playoff games for Omaha... named to USHL All-Rookie team. **2010-11:** Made his USHL debut with the Cedar Rapids Roughriders with 28 saves in 60 minutes of action.

## CAREER RECORD

			REGULAR SEASON										PLAYOFFS									
SEASON	TEAM	LEAGUE	GP	MINS	GA	SO	AVG	W	L	T	GP	MINS	GA	SO	AVG	W	L	T	GP	MINS	GA	SO
2010-11	Cedar Rapids	USHL	1	60	5	0	5	0	1	0	--	--	--	--	--	--	--	--	--	--	--	--
2011-12	Omaha	USHL	48	2762	127	4	2.76	28	15	3	4	--	--	--	--	--	--	--	--	--	--	--
2012-13	Omaha	USHL	50	2894	128	1	2.65	26	21	1	--	--	--	--	--	--	--	--	--	--	--	--
2013-14	Yale	ECAC	30	1764	71	3	2.41	14	11	5	--	--	--	--	--	--	--	--	--	--	--	--
2014-15	Yale	ECAC	32	1925	52	7	1.62	17	10	5	--	--	--	--	--	--	--	--	--	--	--	--
2015-16	Yale	ECAC	31	1906	52	5	1.64	19	8	4	--	--	--	--	--	--	--	--	--	--	--	--
2016-17	PHANTOMS	AHL	47	2719	124	4	2.74	27	14	0	2	--	--	--	--	--	--	--	--	--	--	--
2017-18	PHANTOMS	AHL	26	1484	70	0	2.83	15	8	2	11	758	25	0	1.98	6	5					
	FLYERS	NHL	11	480	22	0	2.75	4	2	1	--	--	--	--	--	--	--	--	--	--	--	--
2018-19	FLYERS	NHL	2	71	6	0	5.07	0	1	0	--	--	--	--	--	--	--	--	--	--	--	--
	PHANTOMS	AHL	39	2322	106	1	2.74	19	20	2	--	--	--	--	--	--	--	--	--	--	--	--
2019-20	FLYERS	NHL	3	135	8	0	3.55	1	1	0	--	--	--	--	--	--	--	--	--	--	--	--
	PHANTOMS	AHL	32	1763	79	1	2.69	11	14	5	--	--	--	--	--	--	--	--	--	--	--	--
USHL TOTALS			99	5716	260	5	3.43	54	37	4	4	--	--	--	--	--	--	--	--	--	--	--
COLLEGE TOTALS			93	5595	175	15	1.89	50	29	14	0	0	0	0	0	0	0	0	0	0	0	0
AHL TOTALS			144	8288	379	6	2.74	72	56	9	2	0	0	0	0	0	0	0	0	0	0	0
NHL TOTALS			16	686	36	0	3.15	5	4	1	0	0	0	0	0	0	0	0	0	0	0	0





# 76 ISAAC RATCLIFFE

— LEFT WING —

**BIRTHDATE:** February 15, 1999 | **BIRTHPLACE:** London, Ontario

**HEIGHT:** 6'6" | **WEIGHT:** 208 | **SHOOTS:** Left

**ACQUIRED:** Draft - 2nd round (35th overall) in 2017

## 2019-20

Appeared in 53 games for the Flyers' American Hockey League affiliate, the Lehigh Valley Phantoms, in his first professional season... recorded his first multi-point game Jan. 17 at Binghamton (1-1-2)... scored in consecutive games Feb. 8-9... picked up a second two-point game March 8 at Bridgeport.


## CAREER

**2018-19:** Registered 50 goals and 32 assists in 65 games for Guelph, helping them to the OHL Championship... named team captain... led the team in goals (50) and shorthanded goals (3)... ranked second in power play goals (13) and third in game-winning goals (10)... tallied two goals and an assist on Nov. 28 vs. Owen Sound, starting a seven-game point streak (7G, 5A) from Sept. 28 to Oct. 14... recorded a five-game point streak (4G, 3A) from Nov. 23 to Dec. 2... registered a 13-game point streak (14G, 8A) from Jan. 2 to Jan. 30, including a hat trick and assist on Jan. 13 vs. Ottawa and three assists on Jan. 30 vs. Saginaw... recorded two goals and an assist on Feb. 10 vs. Kingston... posted a nine-game point streak (12G, 4A) from Feb. 18 to Mar. 9, including back-to-back hat tricks on Feb. 22 and Feb. 23... appeared in 24 playoff games, recording 15 goals and 15 assists... posted a five-game point streak (2G, 5A) from Mar. 22 to Apr. 5... recorded a six-game point streak (6G, 4A) from Apr. 12 to Apr. 22, including a three-point game (2G, 1A) on Apr. 16 at London... posted a four-game point streak (5G, 3A) from May 5 to May 12, including a four-point game (2G, 2A) on May 12 vs. Ottawa... named to the CHL Memorial Cup All-Star Team... awarded the OHL Commitment Award... named to the OHL Third All-Star Team... was named to the CIBC Canada vs. Russia Series playing for Team OHL, collected one goal in one game. **2017-18:** Posted 41 goals and 27 assists in 67 games for Guelph... led the team in goals (41), points (68), power play goals (12), and tied for first in game-winning goals (7)... ranked second in overtime goals (3), third in shorthanded goals (2) and fifth in assists (27) on the team... tallied a goal and an assist on Sept. 29 vs. Oshawa, starting a four-game point streak (2G, 3A) from Sept. 29 to Oct. 7... scored two goals on Oct. 21 at Saginaw... posted multi-point games in consecutive games on Nov. 10 (2G) and on Nov. 12 (1G, 2A)... went on a four-game point streak (4G, 3A) from Nov. 17 to Nov. 26, including a goal and two assists on Nov. 24 vs. Barrie... posted a six-game point streak (8G, 3A) from Jan. 21 to Feb. 2, including a hat trick and assist on Jan. 26 vs. Flint... tallied a four-game streak (2G, 3A) from Feb. 9 to Feb. 18... recorded his second hat trick of the season on Mar. 2 vs. Flint, starting a four-game point streak (6G, 2A) from Mar. 2 to Mar. 7... finished the regular season on a four-game point streak (3G, 2A) from Mar. 10 to Mar. 17... appeared in six playoff games, registering five goals and four assists... posted at least a point in five out of six games, including three assists on Mar. 27 vs. Kitchener and two goals on Mar. 28... appeared in two games for the Phantoms after the OHL season ended... made his pro debut on Apr. 13 at Bridgeport, also scoring his first pro goal. **2016-17:** Appeared in 67 games for Guelph, recording 28 goals and 26 assists... Four-time recipient of the team player of the week... named Storm's Most Improved Player... posted a goal and an assist on Sept. 30 vs. Hamilton, starting a six-game point streak (2G, 5A) from Sept. 30 to Oct. 12... three assists on Nov. 5 at Ottawa... posted two goals and an assist on Nov. 18 vs. Mississauga... went on a six-game point streak (6G, 2A) from Nov. 27 to Dec. 11 and another (4G, 2A) from Jan. 7 to Jan. 19... posted a four-game point streak (4G, 3A) from Mar. 10 to Mar. 17... represented Canada at the U-18 World Junior Championship, registering two goals in five games. **2015-16:** Recorded five goals and eight assists in 46 games for Guelph... Storm's rookie of the year... scored his first OHL goal on Oct. 3 at Saginaw... went on a six-game point streak (2G, 4A) from Nov. 21 to Dec. 6... named the OHL Player of the Week for the week ending November 29th... tallied his first multi-point game (1G, 2A) on Feb. 19 vs. Owen Sound... appeared in six games for Canada Red in the World Hockey Challenge U-17.

## CAREER RECORD

YEAR	TEAM	LEAGUE	REGULAR SEASON					PLAYOFFS				
			GP	G	A	PTS	PIM	GP	G	A	PTS	PIM
2014-15	London	AHMMPL	32	22	27	49	16	13	6	1	7	12
2015-16	Guelph	OHL	46	5	8	13	24	--	--	--	--	--
	Canada Red U-17	WHC-17	6	0	0	0	0	--	--	--	--	--
2016-17	Guelph	OHL	67	28	26	54	65	--	--	--	--	--
	Canada U18	WJC-18	5	2	0	2	6	--	--	--	--	--
2017-18	Guelph	OHL	67	41	27	68	58	6	5	4	9	8
	PHANTOMS	AHL	2	1	0	1	4	--	--	--	--	--
2018-19	Guelph	OHL	65	50	32	82	105	24	15	15	30	20
2019-20	PHANTOMS	AHL	53	6	9	15	40	--	--	--	--	--
OHL TOTALS			245	124	93	217	252	30	20	19	39	28
AHL TOTALS			55	7	9	16	44	0	0	0	0	0





# 50 GERMAN RUBTSOV

– CENTER –

**BIRTHDATE:** June 27, 1998 | **BIRTHPLACE:** Chekhov, Russia

**HEIGHT:** 6'0" | **WEIGHT:** 203 | **SHOOTS:** Left

**ACQUIRED:** Draft – 1st round (22nd overall) in 2016

## 2019-20

Appeared in 42 games for the Flyers' American Hockey League affiliate, the Lehigh Valley Phantoms, while also appearing in his first four NHL games... opened the AHL season with a goal and four assists in his first five games... made his NHL debut Nov. 1 at NJD, the first of three games played during the callup... returned to the Flyers for one game Jan. 21 vs. PIT.


## CAREER

**2018-19:** Appeared in 14 games, registering six goals and four assists... made his AHL debut on Oct. 6 vs. BRI, recording his first professional goal... tallied his first career two-goal game on Oct. 20 at WBS... went on a three-game point streak (3G, 2A) from Oct. 20 to Oct. 24... posted a three-game point streak (2G, 2A) from Nov. 2 to Nov. 9... missed the rest of the season, due to shoulder surgery. **2017-18:** Posted three goals and eight assists in 11 games before being traded to Acadie-Bathurst... appeared in 38 games, registering 12 goals and 20 assists... added five goals and five assists in 19 playoff games... won the QMJHL championship... won the 2018 CHL Memorial Cup championship... recorded one goal and three assists in five games for Team Russia in the U-20 World Junior Championship. **2016-17:** Started the year with Russkie Vityazi, posting seven goals and eight assists in 15 games before being called up to the KHL... appeared in 15 games for Vityaz... transferred to Chicoutimi in the QMJHL, registering nine goals and 13 assists in 16 games... appeared in five games for Team Russia in the U-20 World Junior Championship... earned a bronze medal with Team Russia in U-20 World Junior Championship. **2015-16:** Registered 12 goals and 14 assists in 28 games for the Russian U-18 National Team... recorded a goal and three assists in five games to earn a bronze medal at the Ivan Hlinka Memorial Cup... also posted two goals and four assists in four games to earn a silver medal at the World Junior A Challenge... named to the World Junior A Challenge All-Star team.

## CAREER RECORD

YEAR	TEAM	LEAGUE	REGULAR SEASON					PLAYOFFS				
			GP	G	A	PTS	PIM	GP	G	A	PTS	PIM
2014-15	Vityaz Podolsk U17	Russia U17	9	5	5	10	8	--	--	--	--	--
	Russkie Vityazi Chekhov	MHL	11	1	4	5	4	1	0	0	0	0
	Russia U17	WHC-17	6	1	4	5	4	--	--	--	--	--
	Russia U17 (all)	Int. - Jr	10	3	4	7	16	--	--	--	--	--
	Russia U18	WJC-18	5	1	1	2	2	--	--	--	--	--
2015-16	Team Russia U18	MHL	28	12	14	26	10	3	0	1	1	0
2016-17	Vityaz Podolsk	KHL	15	0	0	0	6	--	--	--	--	--
	Russkie Vityazi Chekhov	MHL	15	7	8	15	16	--	--	--	--	--
	Chicoutimi	QMJHL	16	9	13	22	4	--	--	--	--	--
	Russia U20	WJC-20	5	0	0	0	0	--	--	--	--	--
2017-18	Acadie-Bathurst	QMJHL	38	12	20	32	11	19	5	5	10	11
2018-19	PHANTOMS	AHL	14	6	4	10	0	--	--	--	--	--
2019-20	PHANTOMS	AHL	42	2	11	13	20	--	--	--	--	--
	FLYERS	NHL	4	0	0	0	0	--	--	--	--	--
MHL TOTALS			54	20	26	46	30	4	0	1	1	0
QMJHL TOTALS			54	21	33	54	15	19	5	5	10	11
AHL TOTALS			56	8	15	23	20	0	0	0	0	0
NHL TOTALS			4	0	0	0	0	0	0	0	0	0





# 36 LINUS SANDIN

– DEFENSE –

**BIRTHDATE:** May 19, 1996 | **BIRTHPLACE:** Uppsala, Sweden

**HEIGHT:** 6'0" | **WEIGHT:** 209 | **SHOOTS:** Right

**ACQUIRED:** Free agent - signed April 29, 2020

## 2019-20

Played 51 games with HK71 of the SHL, recording 19 goals and 27 assists for 36 points... finished third in the SHL in goals scored... registered at least a point in 25 of the 51 games... opened the season with goals in three of the club's first four games... had three two-goal games and a total of 11 two-point games... scored in four straight contests Feb. 1-15, a total of five goals... finished the abbreviated season with three goals and five assists over the final seven games.


## CAREER

**2018-19:** appeared in 50 games for Rogle BK Angelhom in his second SHL season... registered his first multi-point SHL game (1G, 1A) Nov. 1... first two-goal game came on Jan. 29 and was repated Feb. 14 before he picked up his first SHL hat trick on Feb. 23... posted a total of 12 goals and three assists over the final 24 games of the season. **2017-18:** Played his first SHL season with Rogle BK Angelhom... appeared in 42 games, posting three goals and four assists... picked up his first SHL points in a two-assist game Dec. 2... scored his three goals in the span of six games Jan. 6-25.

## CAREER RECORD

			REGULAR SEASON					PLAYOFFS				
YEAR	TEAM	LEAGUE	GP	G	A	PTS	PIM	GP	G	A	PTS	PIM
2012-13	MODO Hockey J18	J18 Elit	22	7	9	16	4	--	--	--	--	--
	MODO Hockey J18	J18 Allsvenskan	16	7	7	14	12	4	1	2	3	2
	MODO Hockey J20	J20 SuperElit	2	0	0	0	0	--	--	--	--	--
2013-14	MODO Hockey J18	J18 Elit	22	21	20	41	30	--	--	--	--	--
	MODO Hockey J18	J18 Allsvenskan	15	5	12	17	65	5	0	0	0	6
	MODO Hockey J20	J20 SuperElit	7	0	1	1	6	--	--	--	--	--
2014-15	MODO Hockey J20	J20 SuperElit	37	24	23	47	70	5	3	2	5	2
2015-16	Mora IK	Allsvenskan	49	7	12	19	20	5	1	0	1	0
2016-17	Almtuna IS	Allsvenskan	51	13	18	31	20	5	0	3	3	2
2017-18	Rogle BK	SHL	42	3	4	7	4	--	--	--	--	--
2018-19	Rogle BK	SHL	50	16	7	23	16	2	0	0	0	0
2019-20	HV71	SHL	51	19	17	36	14	--	--	--	--	--
J20 SUPERELIT TOTALS			46	24	24	48	76	5	3	2	5	2
ALLSVENSKAN TOTALS			100	20	30	50	40	10	1	3	4	2
SHL TOTALS			143	38	28	66	34	2	0	0	0	0





# 32 FELIX SANDSTROM

– GOALIE –

**BIRTHDATE:** January 12, 1997 | **BIRTHPLACE:** Gavle, Sweden

**HEIGHT:** 6'2" | **WEIGHT:** 204 | **CATCHES:** Left

**ACQUIRED:** Draft - 3rd round (70th overall) in 2015

## 2019-20

Spent the majority of the season with the Flyers' ECHL affiliate, the Reading Royals, where he had a 13-11-1 record with a 3.27 GAA... appeared in one game for the Phantoms, making seven saves in 19:07 of relief on Jan. 31 at Wilkes-Barre/Scranton.

## CAREER


**2018-19:** Registered a 2.16 goals-against average and .911 save percentage in 19 games for HV71... appeared in one game for the Phantoms on a professional try-out basis, posting a 3.02 goals-against and .930 save percentage in 59:42. **2017-18:** Posted a 2.87 goals-against average and a .905 save percentage in eight games for Brynäs before being loaned to Oskarshamn... appeared in seven games for Oskarshamn, registering a 3.10 goals-against average and .895 save percentage... was traded to HV71 from Oskarshamn... played in three games, posting a 2.58 goals-against average and .902 save percentage... appeared in one playoff game, recording a 3.12 goals-against average and .885 save percentage... missed several games due to illness. **2016-17:** Appeared in 22 games, posting a 2.25 goals-against average and .908 save percentage... posted a 2.83 goals-against average and .901 save percentage in 13 playoff games... awarded SHL Save of the Year... won the SHL silver medal... registered a 2.17 goals-against average and .915 save percentage in six games in the U-20 World Junior Championship... named U20 WJC Best Goaltender... named U20 WJC Top 3 Player on Team for Sweden. **2015-16:** Registered a 2.65 goals-against average and .910 save percentage in three games with Brynäs J20 team... also registered a 5.05 goals-against average and .825 save percentage in two games for the J20 team... appeared in 25 games for Brynäs's top team, recording a 2.61 goals-against average and .904 save percentage... also appeared in two playoff games for Brynäs, posting a 3.60 goals-against average and .892 save percentage... posted a 3.88 goals-against average and a .795 save percentage in three games for Sweden in the U-20 World Junior Championship. **2014-15:** Started the season with Brynäs J18, registering a 2.69 goals-against average and .896 save percentage in three games... registered a 1.96 goals-against average and .928 save percentage in four playoff games... won the SM Gold Medal in J18 league... recorded a 2.63 goals-against average and .907 save percentage in 14 games for Brynäs J20 team... recorded 2.57 goals-against average and .889 save percentage in one playoff game for Brynäs J20 team... also appeared in two games for Brynäs in the SHL, posting a 1.09 GAA and .963 save percentage in 55 minutes of action... represented Sweden at the World Junior Under-18 Championships, registering a 3.31 goals-against average and a .909 save percentage... named one of the U18 WJC Top 3 Player on Team... recorded a 3.35 goals-against average and a .894 save percentage in three game in the Hlinka Memorial Cup.

## CAREER RECORD

			REGULAR SEASON										PLAYOFFS									
SEASON	TEAM	LEAGUE	GP	MINS	GA	SO	AVG	W	L	T	GP	MINS	GA	SO	AVG	W	L					
2011-12	Brynäs IF	Swe-U18	1	60	1	0	1	1	0	0	--	--	--	--	--	--	--					
2012-13	Brynäs IF	Swe-U18	28	1,706	49	9	1.72	23	5	0	1	59	4	0	4.10	0	1					
2013-14	Brynäs IF	Swe-U18	26	1,568	52	3	1.99	19	7	0	5	310	10	1	1.94	3	2					
	Brynäs IF	SuperElit	6	323	18	0	3.34	2	4	0	--	--	--	--	--	--	--					
2014-15	Brynäs IF	Swe-U18	4	238	10	1	2.52	3	1	0	4	244	8	0	1.96	4	0					
	Brynäs IF	SuperElit	14	822	36	0	2.63	10	4	0	1	70	3	0	2.57	0	1					
	Brynäs IF	SHL	2	55	1	0	1.09	1	0	0	1	20	1	0	3.00	0	0					
2015-16	Brynäs J20	SuperElit	2	121	7	0	3.47	2	0	0	2	119	10	0	5.05	0	2					
	Brynäs	SHL	25	1471	64	0	2.61	10	14	0	--	--	--	--	--	--	--					
2016-17	Brynäs	SHL	22	1282	48	2	2.25	14	7	0	13	595	28	2	2.83	6	4					
2017-18	Brynäs	SHL	8	397	19	0	2.87	3	5	0	--	--	--	--	--	--	--					
	Oskarshamn	Allsvenskan	7	387	20	0	3.10	3	4	0	--	--	--	--	--	--	--					
	Jonkoping	SHL	3	186	8	0	2.58	2	1	0	1	0	0	0	3.12	0	0					
2018-19	Jonkoping	SHL	19	1112	40	0	2.16	10	8	0	--	--	--	--	--	--	--					
	PHANTOMS	AHL	1	60	3	0	3.02	1	0	0	--	--	--	--	--	--	--					
2019-20	PHANTOMS	AHL	1	19	0	0	0.00	0	0	0	--	--	--	--	--	--	--					
	Reading	ECHL	25	1429	78	2	3.27	13	11	1	--	--	--	--	--	--	--					
U18 TOTALS			59	3572	112	13	1.88	46	13	0	10	613	22	1	8.00	7	3					
SUPERELIT TOTALS			22	1266	61	0	2.89	14	8	0	3	189	13	0	7.62	0	3					
ALLSVENSKAN TOTALS			7	387	20	0	3.10	3	4	0	0	0	0	0	0	0	0					
ECHL TOTALS			25	1429	78	2	3.27	13	11	1	0	0	0	0	0	0	0					
AHL TOTALS			2	79	3	0	2.28	1	0	0	0	0	0	0	0	0	0					







# 78 MATTHEW STROME

– LEFT WING –

**BIRTHDATE:** January 6, 1999 | **BIRTHPLACE:** Mississauga, Ontario

**HEIGHT:** 6'4" | **WEIGHT:** 211 | **SHOOTS:** Left

**ACQUIRED:** Draft - 4th round (106th overall) in 2017

## 2019-20

Split his first professional season between the Flyers' American Hockey League affiliate, the Lehigh Valley Phantoms (19 GP.) and their ECHL affiliate, the Reading Royals (25 GP.)... started the season in Lehigh Valley and played two games before heading to Reading... returned to Lehigh Valley in November, picking up his first AHL point with an assist Nov. 20 vs. Charlotte... scored his first AHL goal Nov. 29 vs. Wilkes-Barre/Scranton... posted a goal and an assist over his final two AHL games of the season Dec. 27 & 28.


## CAREER

**2018-19:** Registered 28 goals and 51 assists in 68 games for Hamilton... was named captain... tied for first in assists (51)... ranked second on the team in goals (28) and points (79)... ranked third in power play goals (10) and game-winning goals (3)... opened the season with two assists on Sept. 22, starting a three-game point streak (1G, 4A) from Sept. 22 to Sept. 30... went on a five-game point streak (4G, 8A) from Oct. 14 to Oct. 26, including a four-assist game on Oct. 17 at Owen Sound... recorded three assists on Nov. 14 vs. Barrie... posted a three-point game (1G, 2A) on Nov. 24 vs. Niagara... tallied three assists on Nov. 30 at Mississauga... went on a three-game point streak (3G, 3A) from Dec. 8 to Dec. 13, including a three-point game (2G, 1A) on Dec. 9 vs. North Bay... registered a goal and an assist in consecutive games on Dec. 31 at Erie and Jan. 2 vs. Kingston... posted two goals and an assist on Jan. 6 vs. Niagara... tallied one goal and two assists on Jan. 11 at Flint... went on an 11-game point streak (7G, 13A) from Jan. 19 to Feb. 13, including two three-point games (1G, 2A) on Feb. 2 vs. Erie, (2G, 1A) on Feb. 7 vs. Oshawa and a four-point game (1G, 3A) on Feb. 8 at Kitchener... appeared in four playoff games for Hamilton, posting two goals and two assists... tallied a point in each playoff game... registered two assists in six games for the Phantoms... made his professional debut on Apr. 2 at Charlotte... recorded his first professional point (1A) on Apr. 9 at Hershey. **2017-18:** Posted 37 goals and 31 assists in 65 games for Hamilton... led the team in goals (37)... ranked second in power play goals (12), third in points (75) and game-winning goals (6) on the team... scored his first goal of the season on Sept. 29 at Mississauga, starting a three-game point streak (2G, 1A) from Sept. 29 to Oct. 1... posted an eight-game point streak (6G, 8A) from Nov. 4 to Nov. 23, including consecutive three-point games (1G, 2A) on Nov. 10 vs. Erie and (2G, 1A) on Nov. 12 at Mississauga... tallied two consecutive multi-point games (2G, 1A) on Nov. 25 at Ottawa and (2A) on Nov. 30 at Saginaw... recorded a three-point game (1G, 2A) on Dec. 3 vs. Mississauga... went on a nine-game point streak (9G, 4A) from Dec. 9 to Jan. 3... registered a four-game point streak (3G, 1A) from Jan. 17 to Jan. 26... posted a four-point game (1G, 3A) on Feb. 11 vs. Sault Ste. Marie... went on a four-game point streak (4G, 3A) from Feb. 17 to Feb. 24... appeared in 20 playoff games for Hamilton, recording four goals and 14 assists... started playoffs by going on a seven-game point streak (3G, 10A) from Mar. 22 to Apr. 7, including a three-point game (1G, 2A) on Mar. 22 vs. Ottawa... posted a three-game assist streak (3A) from May 3 to May 7... won the OHL Championship... recorded two assists in four games for Hamilton in the Memorial Cup. **2016-17:** Appeared in 66 games for Hamilton, recording 34 goals and 28 assists... led the team in goals (34), points (62) and power play goals (10)... ranked second on the team in game-winning goals (7)... opened the season with an assist on Sept. 23 at Mississauga, starting a four-game point streak (3G, 2A) from Sept. 23 to Sept. 30... posted a four-game point streak (4G, 4A) from Oct. 8 to Oct. 15, including a three-point game (1G, 2A) on Oct. 8 vs. Guelph... tallied two goals and two assists on Oct. 30 at Kingston... went on a four-game point streak (3G, 6A) from Oct. 10 to Nov. 6, including a three-point game (1G, 2A) on Nov. 6 at London... posted a goal and assist on Dec. 16 at Mississauga... scored his first career hat trick on Jan. 30 vs. Barrie... went on a six-game point streak (4G, 5A) from Feb. 16 to Feb. 26... appeared in seven playoff games for Hamilton, recording one goal and seven assists... posted a four-point game (1G, 3A) on Apr. 2 vs. Kingston... represented Canada in the World Junior Championship U-18, registering one goal and two assists in five games. **2015-16:** Tallied 16 goals and 22 assists in 61 games for Hamilton... made his OHL debut on Sept. 25 vs. London, registering his first point (1A)... scored his first goal on Oct. 4 vs. Sault Ste. Marie... recorded a point in consecutive games, one goal on Nov. 20 at Oshawa and an assist on Nov. 21 vs. Ottawa... went on a three-game point streak (1G, 4A) from Dec. 4 to Dec. 11, including a three-point game on Dec. 11 vs. Peterborough... posted a five-game point streak (3G, 4A) from Feb. 10 to Feb. 18... recorded a five-game point streak (3G, 4A) from Mar. 3 to Mar. 13, including a three-point game (2G, 1A) on Mar. 5 vs. Guelph... finished the season with a goal on Mar. 19 at Kingston... appeared in five games for Canada Black in the World Hockey Challenge U-17.

## CAREER RECORD

YEAR	TEAM	LEAGUE	REGULAR SEASON					PLAYOFFS				
			GP	G	A	PTS	PIM	GP	G	A	PTS	PIM
2015-16	Hamilton	OHL	61	16	22	38	29	--	--	--	--	--
	Canada Black U17	WHC-17	5	0	0	0	4	--	--	--	--	--
2016-17	Hamilton	OHL	66	34	28	62	62	7	1	7	8	4
	Canada U18	WJC-18	5	1	2	3	6	--	--	--	--	--
2017-18	Hamilton	OHL	65	37	31	68	43	20	4	14	18	8
2018-19	Hamilton	OHL	68	28	51	79	55	4	2	2	4	12
	PHANTOMS	AHL	6	0	2	2	4	--	--	--	--	--
2019-20	PHANTOMS	AHL	19	2	2	4	4	--	--	--	--	--
	Reading	ECHL	25	9	11	20	8	--	--	--	--	--
OHL TOTALS			260	115	132	247	189	31	7	23	30	24
ECHL TOTALS			25	9	11	20	8	0	0	0	0	0
AHL TOTALS			25	2	4	6	8	0	0	0	0	0





# 64 MAKSIM SUSHKO

– RIGHT WING –

**BIRTHDATE:** February 10, 1999 | **BIRTHPLACE:** Brest, Belarus

**HEIGHT:** 6'0" | **WEIGHT:** 194 | **SHOOTS:** Left

**ACQUIRED:** Draft - 4th round (107th overall) in 2017

## 2019-20

Appeared in 53 games for the Flyers' American Hockey League affiliate, the Lehigh Valley Phantoms, in his first professional season... tied for fourth on the team with 11 goals while also adding 10 assists... scored his first AHL goal Oct. 12 vs. Hershey and picked up his first two goal game three contests later, Oct. 26 at Charlotte... posted two assists and was plus-3 Nov. 3 at Bridgeport... scored in consecutive games Jan. 12 & 15... picked up his second two-goal game Feb. 8 at Wilkes-Barre/Scranton, including his first shorthanded goal.


## CAREER

**2018-19:** Registered 18 goals and 33 assists in 62 games for Owen Sound... ranked third in assists (33) and points (51) on the team... started the season with an assist on Sept. 20 at Barrie... posted a three-game point streak (2G, 3A) from Oct. 20 to Oct. 27... recorded an eight-game point streak (3G, 9A) from Nov. 2 to Nov. 17, including three assists on Nov. 11 vs. Erie... tallied a goal and assist on Dec. 28 at Sarnia... registered a goal in consecutive games on Jan. 26 vs. Flint and Jan. 30 vs. Kitchener... posted a five-game point streak (4G, 5A) from Feb. 2 to Feb. 9, including one goal and two assists on Feb. 9 vs. Kingston... recorded a three-game point streak (1G, 3A) from Mar. 6 to Mar. 9... registered two goals and two assists in five playoff games for Owen Sound... tallied two goals and one assist on Mar. 21 at Sault Ste. Marie... tallied one goal and two assists in four games to win a silver medal for Belarus in the World Junior Championship U-20... also represented Belarus in the World Championship, appearing in five games. **2017-18:** Posted 31 goals and 29 assists in 60 games for Owen Sound... ranked third in goals (31) and fourth in points (60)... led the team in shorthanded goals (6) and tied for first in game-winning goals (5)... went on a three-game point streak (2G, 2A) from Sept. 29 to Oct. 4... scored a hat trick and a spare (4G) on Oct. 14 vs. Oshawa, starting a six-game point streak (7G, 3A) from Oct. 14 to Oct. 28... posted a three-game point streak (2G, 2A) from Nov. 16 to Nov. 19... recorded two consecutive multi-point games (1G, 1A) on Nov. 29 vs. Kitchener and (2G) Dec. 1 at Kitchener... tallied a three-game point streak (3G, 2A) from Jan. 6 to Jan. 11... registered two goals and one assist on Jan. 20 vs. Erie, starting a three-game point streak (2G, 3A) from Jan. 20 to Jan. 26... posted a four-game point streak (4G, 4A) from Jan. 31 to Feb. 8, including a goal and assist on Feb. 2 at Guelph... recorded a goal and two assists on Feb. 17 vs. Ottawa, starting a three-game point streak (2G, 4A) from Feb. 17 to Feb. 23... registered a point in seven out of the last nine games (3G, 6A) of the regular season from Mar. 1 to Mar. 17... posted two goals and four assists in ten playoff games for Owen Sound... recorded three assists on Apr. 9 vs. Sault Ste. Marie... tallied two goals and six assist in six games for Belarus in the World Junior Championship U-20... named WJC U-20 Top 3 Player on Team... represented Belarus in the World Championship, registering an assist in six games. **2016-17:** Appeared in 54 games for Owen Sound in the OHL, recording 17 goals and 15 assists... made his OHL debut on Sept. 23 at Sarnia... posted his first point in the OHL on Oct. 1 vs. Guelph... scored his first goal in the OHL on Oct. 6 at North Bay... went on a seven-game point streak (5G, 4A) from Oct. 9 to Oct. 26... tallied two goals on Nov. 2 vs. Barrie... posted a four-game point streak (3G, 2A) from Jan. 14 to Jan. 28... registered a three-point game (1G, 2A) on Feb. 25 vs. London... went on a four-game point streak (2G, 2A) from Mar. 9 to Mar. 14... appeared in 17 playoff games for Owen Sound, recording three goals and eight assists... posted a goal and assist in his first OHL playoff game on Mar. 24 vs. Kitchener... tallied a four-game point streak (2G, 3A) from Apr. 21 to Apr. 26... represented Belarus in World Junior Championship U-20, recording one goal in five games to win a gold medal. **2015-16:** Tallied three goals and seven assists in eight games with Dinamo-Raubichi in Belarus2 league... traded to Shakhter Soligorsk-2, recording nine goals and 21 assists in 21 games... also appeared in 16 playoff games, posting three goals and ten assists... won the Belarus2 championship... represented Belarus in World Junior Championship U-18 Division 1A, tallying two goals and four assists in six games to win a gold medal... named WJC U-18 Top Player on Team.

## CAREER RECORD

YEAR	TEAM	LEAGUE	REGULAR SEASON					PLAYOFFS				
			GP	G	A	PTS	PIM	GP	G	A	PTS	PIM
2013-14	DYUSSH Brest U18	Belarus U18	3	1	1	2	0	--	--	--	--	--
2014-15	DYUSSH Shakhter U18	Belarus U18	17	37	29	66	28	--	--	--	--	--
	Shakhter Soligorsk - 2	Belarus2	20	14	16	30	28	8	3	10	13	14
2015-16	Dinamo-Raubichi	Belarus2	8	3	7	10	8	--	--	--	--	--
	Shakhter Soligorsk - 2	Belarus2	21	9	21	30	42	16	3	10	13	18
2016-17	Belarus U18	WJC-18 D1A	5	2	4	6	2	--	--	--	--	--
	Owen Sound	OHL	54	17	15	32	24	17	3	8	11	10
	Belarus U20	WJC-20D1A	5	1	0	1	0	--	--	--	--	--
2017-18	Owen Sound	OHL	60	31	29	60	52	10	2	4	6	6
	Belarus U20	WJC-20	6	2	6	8	4	--	--	--	--	--
	Belarus	WC	6	0	1	1	0	--	--	--	--	--
2018-19	Belarus	Int'l	8	0	1	1	4	--	--	--	--	--
	Owen Sound	OHL	62	18	33	51	44	5	2	2	4	9
	<b>BELARUS U18 TOTALS</b>		<b>20</b>	<b>38</b>	<b>30</b>	<b>68</b>	<b>28</b>	<b>0</b>	<b>0</b>	<b>0</b>	<b>0</b>	<b>0</b>
<b>BELARUS2 TOTALS</b>			<b>49</b>	<b>26</b>	<b>44</b>	<b>70</b>	<b>78</b>	<b>24</b>	<b>6</b>	<b>20</b>	<b>26</b>	<b>32</b>
<b>OHL TOTALS</b>			<b>176</b>	<b>66</b>	<b>77</b>	<b>143</b>	<b>120</b>	<b>32</b>	<b>7</b>	<b>14</b>	<b>21</b>	<b>25</b>





# 81 CARSEN TWARYNSKI

– LEFT WING –

**BIRTHDATE:** November 24th,1997 | **BIRTHPLACE:** Calgary, Alberta

**HEIGHT:** 6'2" | **WEIGHT:** 206 | **SHOOTS:** Left

**ACQUIRED:** Draft - 3rd round (82nd overall) in 2016

## 2019-20

Appeared in 15 games for the Flyers, spending the rest of his season (31 games) with the Flyers American Hockey League affiliate, the Lehigh Valley Phantoms... made his NHL debut in the Global Series game vs. CHI on Oct. 4 in Prague... scored his first NHL goal Oct. 12 at VAN... stayed with the Flyers through Oct. 19 before going to Lehigh Valley for a pair of games... returned to the Flyers Nov. 1 at NJD... concluded a two-week stay Nov. 15 at OTT and returned to the Phantoms Nov. 22 vs. Charlotte... scored twice and added an assist Nov. 29 vs. Wilkes-Barre/Scranton... played his final NHL game of the season Dec. 15 at WPG... with the Phantoms, posted assists in three straight Dec. 22-28... scored two goals and was plus-3 Feb. 19 at Bridgeport.

## CAREER

**2018-19:** Registered 10 goals and 14 assists in 69 games for the Phantoms... tallied his first point this season (1A) on Oct. 19 vs. WBS... posted his first career two-point game (1G, 1A) on Nov. 16 at PRO... recorded his first two-goal game on Dec. 14 vs. BEL... went on a three-game point streak (3G, 2) from Apr. 6 to Apr. 9. **2017-18:** Posted 45 goals and 27 assists in 68 games for Kelowna... led the team in goals (45) and ranked third in points (72)... led the team in power play goals (18) and tied for first in shorthanded goals (4)... started the season with a three-game point streak (1G, 5A) from Oct. 4 to Oct. 7... tallied his first three-point game (1G, 2A) this season on Oct. 7 at PG... scored his first hat trick on Oct. 21 vs. POR, starting a three-game point streak (6G, 1A) from Oct. 21 to Oct. 28... recorded a three-point game (2G, 1A) on Nov. 14 vs. EDM... went on a five-game point streak (7G, 3A) from Nov. 22 to Dec. 1... tallied four-point game (2G, 2A) on Dec. 15 at PA... went on a three-game point streak (2G, 4A) from Jan. 10 to Jan. 13... went on a six-game point streak (5G, 2A) from Feb. 28 to Mar. 10... finished the season with a two-goal game on Mar. 16... posted two goals and two assists in four playoff games... registered one goal and one assist in five games for the Phantoms... made his AHL debut on Apr. 3 at CHA... scored his first professional goal on Apr. 8 at PRO... appeared in two games in the Calder Cup playoffs. **2016-17:** Appeared in 36 games for Calgary, registering 10 goals and 11 assists... led Calgary in shorthanded goals (2)... went on a three-game point streak (2G, 2A) from Dec. 3 to Dec. 7... traded to Kelowna from Calgary... posted seven goals and 15 assists in 28 games for Kelowna... went on a three-game assist streak (3A) from Jan. 20 to Feb. 1... tallied a two-point game (1G, 1A) on Feb. 22 vs. EDM... recorded a three-point game (1G, 2A) on Feb. 24... went on a three-game point streak (2G, 2A) from Mar. 4 to Mar. 10... finished the season on a three-game assist streak (4A) from Mar. 15 to Mar. 18... appeared in 16 playoff games, recording three goals and two assists... scored two goals in the first playoff game on Mar. 24. **2015-16:** Recorded 20 goals and 25 assists in 67 games for Calgary... ranked fifth in goals (20) and sixth in assists (25)... led Calgary with a plus-21 rating... tied for the team lead in shorthanded goals (4)... scored his first goal of the season on Sept. 25 at KTN... went on a three-game assist streak (4A) from Nov. 1 to Nov. 4... tallied a three-point game (1G, 2A) on Dec. 8 at BDN... recorded three assists on Jan. 9 at EDM... recorded his first hat trick on Feb. 12 vs. RD, starting a three-game point streak (4G, 1A) from Feb. 12 to Feb. 17... in the last ten games, tallied a point in eight games (6G, 5A) from Feb. 27 to Mar. 20... added one assist in five playoff games.

## CAREER RECORD

		REGULAR SEASON						PLAYOFFS					
YEAR	TEAM	LEAGUE	GP	G	A	PTS	PIM	GP	G	A	PTS	PIM	
2014-15	Calgary	WHL	58	6	16	22	22	16	1	4	5	14	
2015-16	Calgary	WHL	67	20	25	45	42	5	0	1	1	0	
2016-17	Calgary	WHL	36	10	11	21	42	--	--	--	--	--	
2017-18	Kelowna	WHL	28	7	15	22	18	16	3	2	5	17	
	Kelowna	WHL	68	45	27	72	87	4	2	2	4	4	
	PHANTOMS	AHL	5	1	1	2	0	2	0	0	0	0	
2018-19	PHANTOMS	AHL	69	10	14	24	50	--	--	--	--	--	
2019-20	PHANTOMS	AHL	31	7	5	12	12	--	--	--	--	--	
	FLYERS	NHL	15	1	0	1	4	--	--	--	--	--	
WHL TOTALS			257	88	94	182	211	41	6	9	15	35	
AHL TOTALS			105	18	20	38	62	2	0	0	0	0	
NHL TOTALS			15	1	0	1	4	0	0	0	0	0	





# 67 KIRILL USTIMENKO

– GOALIE –

**BIRTHDATE:** January 29, 1999 | **BIRTHPLACE:** Gomel, Belarus

**HEIGHT:** 6'3" | **WEIGHT:** 201 | **CATCHES:** Left

**ACQUIRED:** Draft - 3rd round (80th overall) in 2017

## 2019-20

Appeared in 31 games for the Flyers' ECHL affiliate, the Reading Royals, in his first North American season, while also appearing in five games for their AHL affiliate, the Lehigh Valley Phantoms... posted a 19-4-5 record with a 2.40 GAA and .919 save percentage for Reading, ranking eighth in GAA, seventh in save percentage and T-9 in wins... recorded two shutouts... made his AHL debut Feb. 8 at Wilkes-Barre/Scranton, making 38 saves in a 5-3 win.


## CAREER

**2018-19:** Posted a 30-12-3 record in 46 games for Dynamo St. Petersburg...recorded an 1.78 goals-against-average and .927 save percentage...led all MHL goaltenders in shutouts (12) this season and set the all-time MHL record for shutouts...played six games in the MHL playoffs, registering a 2.49 goals-against-average and a .917 save percentage...was called up for one game in the VHL, registering a 3.04 goals-against-average and .875 save percentage...named MHL Goaltender of the Month for January. **2017-18:** Appeared in 53 games for the Dynamo St. Petersburg, registering a 1.81 goals-against-average and a .929 save percentage...played eight games in the MHL playoffs, registering a 3.54 goals-against-average and a .902 save percentage...named MHL Goaltender of the Month for October...named to the MHL All-Star Game. **2016-17:** Recorded a 1.74 goals-against-average and a .938 save percentage in 27 games for the Dynamo St. Petersburg...appeared in two games for Team Russia in the under-18 IIHF WJC...went 2-0-0 while helping Team Russia win the bronze medal...led the MHL in save percentage (.938).

## CAREER RECORD

CAREER RECORD			REGULAR SEASON							PLAYOFFS							
SEASON	TEAM	LEAGUE	GP	MINS	GA	SO	AVG	W	L	T	GP	MINS	GA	SO	AVG	W	L
2014-15	Dynamo U-16	Russia U-16	26				2.15	--	--	--	--	--	--	--	--	--	--
	Dynamo U-17	Russia U-17	2				4.03	--	--	--	--	--	--	--	--	--	--
2015-16	Dynamo U-17	Russia U-17	19				1.50	--	--	--	--	--	--	--	--	--	--
2016-17	Dynamo U-18	Russia U-18	2				0.00	--	--	--	--	--	--	--	--	--	--
	MHK Dynamo	MHL	27				1.74	--	--	--	--	--	--	--	--	--	--
	Russia U-18	WJC-18	2				0.50	--	--	--	--	--	--	--	--	--	--
2017-18	MHK Dynamo	MHL	53				1.81				8				3.54		
2018-19	MHK Dynamo	VHL	1				3.04				--	--	--	--	--	--	--
	MHK Dynamo	MHL	46				1.78				6				2.49		
2019-20	Reading	ECHL	31	1751	70	2	2.40	19	4	5	--	--	--	--	--	--	--
	PHANTOMS	AHL	5	297	19	0	3.84	1	3	1	--	--	--	--	--	--	--
RUSSIA U-17 TOTALS			21	0	0	0	2.87	0	0	0	0	0	0	0	0.00	0	0
RUSSIA U-18 TOTALS			2	0	0	0	0.00	0	0	0	0	0	0	0	0.00	0	0
MHL TOTALS			126	0	0	0	1.78	0	0	0	19	0	0	0	3.21	0	0
ECHL TOTALS			31	1751	70	2	2.40	19	4	5	0	0	0	0	0.00	0	0
AHL TOTALS			5	297	19	0	3.84	1	3	1	0	0	0	0	0.00	0	0





# 26 TYLER WOTHERSPOON

– DEFENSE –

**BIRTHDATE:** March 12, 1993 | **BIRTHPLACE:** Surrey, British Columbia

**HEIGHT:** 6'2" | **WEIGHT:** 207 | **SHOOTS:** Left

**ACQUIRED:** Free Agent - signed July 1, 2019

## 2019-20

Appeared in 54 games for the Flyers' American Hockey League affiliate, the Lehigh Valley Phantoms... recorded the exact same totals of four goals and 18 assists from 2018-19 in 14 fewer games... posted six assists over a three-game streak Nov. 16-22, including a five-assist series vs. Charlotte - 2A on Nov. 20 and 3A on Nov. 22... posted two assists Dec. 14 vs. Hartford... scored his first goal as a Phantom Dec. 22 at Charlotte... posted six points (1G, 5A) over a four-game stretch from Feb. 7-14, including consecutive two-assist games Feb. 7 & 8 and a goal and assist Feb. 14 vs. Bridgeport.

## CAREER

**2018-19:** Registered four goals and 18 assists in 70 games for San Antonio... tallied an assist in two consecutive games on Oct. 13 vs. Colorado and on Oct. 19 at Manitoba... posted a goal and an assist on Dec. 5 at Grand Rapids... went on a four-game point streak (1G, 6A) from Dec. 28 to Jan. 4... tallied an assist in back-to-back games on Mar. 9 vs. Texas and Mar. 10 at Texas... registered a point in two consecutive games, one goal on Mar. 30 vs. Manitoba and one assist on Apr. 2 at Rockford.

**2017-18:** Posted seven goals and 30 assists in 67 games for Stockton... opened the season with an assist in two consecutive games on Oct. 6 vs. Bakersfield and on Oct. 7 vs. San Jose... tallied a goal and an assist on Oct. 21 vs. San Diego... recorded at least an assist in two consecutive games, one goal on Nov. 8 vs. Manitoba and three assists on Nov. 10 at San Diego... went on a three-game assist streak (3A) from Jan. 20 to Jan. 27... registered a three-game point streak (2G, 2A) from Feb. 10 to Feb. 16.

**2016-17:** Appeared in 56 games for Stockton, registering six goals and 12 assists... recorded a goal and an assist on Nov. 12 vs. San Antonio... called up to Calgary, appeared in four games... posted an assist in consecutive games on Jan. 28 at Grand Rapids and on Feb. 3 at Bakersfield... played his 200th AHL game on Mar. 1 vs. Ontario... went on a four-game point streak (2G, 2A) from Mar. 17 to Mar. 25... appeared in five Calder Cup games... named Stockton's Defensive Player of the Year.

**2015-16:** Recorded two goals and eight assists in 53 games for Stockton... registered an assist in two consecutive games on Mar. 12 vs. Texas and on Mar. 18 vs. Iowa... posted a goal in two consecutive games on Apr. 1 vs. Ontario and Apr. 3 vs. San Diego... appeared in 11 games for Calgary, recording one assist.

**2014-15:** Posted two goals and 22 assists in 61 games for Adirondack... tallied a goal and an assist on Oct. 25 vs. Rochester... went on a three-game assist streak (3A) from Dec. 2 to Dec. 6... posted an assist in four out of five games (6A) from Feb. 7 to Feb. 21... called up for the last regular-season game for Calgary, playing 20:19... played six playoff games for Calgary, his first professional playoff experience.

**2013-14:** Posted one goal and eight assists in 48 games for Abbotsford (AHL) during his first professional season... registered his first pro point (1A) during his first pro game on Oct. 4 at Lake Erie... scored his first pro goal on Oct. 20 at Texas... called up to Calgary, posting four assists in 14 games... made his NHL debut on Mar. 7 vs. NYI, registering 11:15 on ice... recorded his first NHL assist and point on Mar. 8 at VAN... went on a three-game assist streak from Mar. 22 to Mar. 26.

**2012-13:** Appeared in 61 games for Portland, scoring seven goals and 30 assists... helped lead the team to a WHL Championship and a berth in the Memorial Cup... had a goal and 2 assists in 5 Memorial Cup games... served as an alternate captain during the championship year... represented Team Canada in the World Junior Championship.

**2011-12:** Recorded seven goals and 21 assists in 67 games for Portland in WHL... recorded one goal and six assists in 22 playoff games. **2010-11:** Posted two goals and ten assists in 64 games for Portland in the WHL... registered a three-point game (1G, 2A) on Feb. 5 vs. Tri-City... appeared in 20 playoff games, tallying three goals and one assist.



# 26 TYLER WOTHERSPOON

## CAREER RECORD

YEAR	TEAM	LEAGUE	REGULAR SEASON					PLAYOFFS				
			GP	G	A	PTS	PIM	GP	G	A	PTS	PIM
2008-09	Valley West	BCMML	37	11	13	24	85	--	--	--	--	--
	Portland	WHL	4	0	0	0	0	--	--	--	--	--
2009-10	Portland	WHL	43	1	4	5	21	2	0	0	0	0
	Canada U17	WHC-17	5	0	0	0	4	--	--	--	--	--
2010-11	Portland	WHL	64	2	10	12	73	20	3	1	4	10
2011-12	Portland	WHL	67	7	21	28	42	22	1	6	7	6
2012-13	Portland	WHL	61	7	30	37	30	21	2	8	10	20
	Canada U20	WJC-20	6	1	1	2	0	--	--	--	--	--
2013-14	Calgary	NHL	14	0	4	4	4	--	--	--	--	--
	Abbotsford	AHL	48	1	8	9	12	--	--	--	--	--
2014-15	Adirondack	AHL	61	2	22	24	20	--	--	--	--	--
	Calgary	NHL	1	0	0	0	0	6	0	0	0	0
2015-16	Calgary	NHL	11	0	1	1	0	--	--	--	--	--
	Stockton	AHL	53	2	8	10	16	--	--	--	--	--
2016-17	Calgary	NHL	4	0	0	0	0	--	--	--	--	--
	Stockton	AHL	56	6	12	18	24	5	0	0	0	2
2017-18	Stockton	AHL	67	7	30	37	46	--	--	--	--	--
2018-19	San Antonio	AHL	70	4	18	22	28	--	--	--	--	--
	<b>WHL TOTALS</b>		<b>239</b>	<b>17</b>	<b>65</b>	<b>82</b>	<b>166</b>	<b>65</b>	<b>6</b>	<b>15</b>	<b>21</b>	<b>36</b>
	<b>AHL TOTALS</b>		<b>355</b>	<b>22</b>	<b>98</b>	<b>120</b>	<b>146</b>	<b>5</b>	<b>0</b>	<b>0</b>	<b>0</b>	<b>2</b>
	<b>NHL TOTALS</b>		<b>30</b>	<b>0</b>	<b>5</b>	<b>5</b>	<b>4</b>	<b>6</b>	<b>0</b>	<b>0</b>	<b>0</b>	<b>0</b>





## IN THE SYSTEM



### Emile Andrae

– DEFENSE –

**BIRTHDATE:** February 23, 2002 | **BIRTHPLACE:** Vastervik, Sweden

**HEIGHT:** 5'9" | **WEIGHT:** 183 | **SHOOTS:** Left

**ACQUIRED:** Draft - 2nd round (54th overall) in 2020

### CAREER RECORD

			REGULAR SEASON					PLAYOFFS				
YEAR	TEAM	LEAGUE	GP	G	A	PTS	PIM	GP	G	A	PTS	PIM
2016-17	Vasterviks IK U16	U16 Div. 1	13	10	12	22	8	--	--	--	--	--
	Vasterviks IK J20	J20 Div. 1	9	1	2	3	4	--	--	--	--	--
2017-18	IK Oskarshamn U16	U16 Div. 1	4	2	5	7	2	--	--	--	--	--
	IK Oskarshamn J18	J18 Elit	19	4	11	15	18	--	--	--	--	--
	IK Oskarshamn J20	J20 Elit	1	0	0	0	0	2	0	0	0	0
	IK Oskarshamn	Allsvenskan	4	0	0	0	2	--	--	--	--	--
2018-19	HV71 J18	J18 Elit	18	2	14	16	14	--	--	--	--	--
	HV71 J18	J18 Allsvenskan	10	2	8	10	16	--	--	--	--	--
	HV71 J20	J20 SuperElit	23	2	5	7	22	--	--	--	--	--
	Sweden U17	International-Jr	17	4	6	10	18	--	--	--	--	--
2019-20	HV71 J18	J18 Elit	2	1	3	4	6	--	--	--	--	--
	HV71 J18	J18 Allsvenskan	0	0	0	0	0	1	1	1	2	0
	HV71 J20	J20 SuperElit	40	11	27	38	82	--	--	--	--	--
	HV71	SHL	10	0	0	0	4	--	--	--	--	--
	Sweden U18	International-Jr	13	1	11	12	14	--	--	--	--	--
	J18 ELIT TOTALS		39	7	28	35	38	0	0	0	0	0
J18 ALLSVENSKAN TOTALS		10	2	8	10	16	1	1	1	2	0	
J20 SUPERELIT TOTALS		63	13	32	45	104	0	0	0	0	0	
SHL TOTALS		10	0	0	0	4	0	0	0	0	0	



### Ronnie Attard

– DEFENSE –

**BIRTHDATE:** March 20, 1999 | **BIRTHPLACE:** White Lake Township, MI

**HEIGHT:** 6'3" | **WEIGHT:** 198 | **SHOOTS:** Right


**ACQUIRED:** Draft - 3rd round (72nd overall) in 2019

### CAREER RECORD

YEAR	TEAM	LEAGUE	REGULAR SEASON					PLAYOFFS				
			GP	G	A	PTS	PIM	GP	G	A	PTS	PIM
2012-13	Honeybaked Bantam Minor	HPMBHL	20	2	5	7	34	--	--	--	--	--
2013-14	Honeybaked Bantam Major	HPBHL	17	2	5	7	8	--	--	--	--	--
2014-15	Victory Honda U16	T1EHL U16	29	2	4	6	20	4	1	1	2	18
2015-16	Victory Honda U16	T1EHL U16	32	7	9	16	38	4	2	1	3	4
2016-17	Tri-City	USHL	46	3	2	5	27	--	--	--	--	--
2017-18	Tri-City	USHL	50	8	7	15	126	2	0	0	0	6
2018-19	Tri-City	USHL	48	30	34	64	66	6	0	1	1	8
2019-20	Western Michigan	NCHC	30	6	8	14	29	--	--	--	--	--
<b>T1EHL U16 TOTALS</b>			<b>61</b>	<b>9</b>	<b>13</b>	<b>22</b>	<b>58</b>	<b>8</b>	<b>3</b>	<b>2</b>	<b>5</b>	<b>22</b>
<b>USHL TOTALS</b>			<b>144</b>	<b>41</b>	<b>43</b>	<b>84</b>	<b>219</b>	<b>8</b>	<b>0</b>	<b>1</b>	<b>1</b>	<b>14</b>
<b>COLLEGE TOTALS</b>			<b>30</b>	<b>6</b>	<b>8</b>	<b>14</b>	<b>29</b>	<b>0</b>	<b>0</b>	<b>0</b>	<b>0</b>	<b>0</b>



## IN THE SYSTEM



### Bobby Brink

– RIGHT WING –

**BIRTHDATE:** July 8, 2001 | **BIRTHPLACE:** Minnetonka, MN

**HEIGHT:** 5'8" | **WEIGHT:** 161 | **SHOOTS:** Right

**ACQUIRED:** Draft - 2nd round (34th overall) in 2019

### CAREER RECORD

YEAR	TEAM	LEAGUE	REGULAR SEASON					PLAYOFFS				
			GP	G	A	PTS	PIM	GP	G	A	PTS	PIM
2016-17	Minnetonka	USHS-MN	25	8	18	26	8	2	2	2	4	0
	Team Southwest	UMHSEHL	21	10	14	24	8	3	2	3	5	2
2017-18	Minnetonka	USHS-MN	25	13	31	44	20	3	3	2	5	0
	Sioux City	USHL	13	2	2	4	4	--	--	--	--	--
	US National U17	USDP	8	0	2	2	6	--	--	--	--	--
	Sioux City	USHL	43	35	33	68	22	2	0	2	2	4
2018-19	USA U18	WJC-18	5	3	3	6	6	--	--	--	--	--
2019-20	Denver	NCAA	28	11	13	24	12	--	--	--	--	--
	USA U20	WJC-20	5	1	1	2	0	--	--	--	--	--
	<b>USHS-MN TOTALS</b>		<b>50</b>	<b>21</b>	<b>49</b>	<b>70</b>	<b>28</b>	<b>5</b>	<b>5</b>	<b>4</b>	<b>9</b>	<b>0</b>
	<b>USHL TOTALS</b>		<b>56</b>	<b>37</b>	<b>35</b>	<b>72</b>	<b>26</b>	<b>2</b>	<b>0</b>	<b>2</b>	<b>2</b>	<b>4</b>
	<b>COLLEGE TOTALS</b>		<b>28</b>	<b>11</b>	<b>13</b>	<b>24</b>	<b>12</b>	<b>0</b>	<b>0</b>	<b>0</b>	<b>0</b>	<b>0</b>



### Bryce Brodzinski

– RIGHT WING –

**BIRTHDATE:** April 16, 1998 | **BIRTHPLACE:** Guelph, Ontario

**HEIGHT:** 6'1" | **WEIGHT:** 211 | **SHOOTS:** Left


**ACQUIRED:** Draft - 4th round (109th overall) in 2019

### CAREER RECORD

YEAR	TEAM	LEAGUE	REGULAR SEASON					PLAYOFFS				
			GP	G	A	PTS	PIM	GP	G	A	PTS	PIM
2015-16	Minnesota Blades U16	NAPHL 16U	3	1	1	2	0	--	--	--	--	--
2016-17	Blaine	USHS-MN	25	17	23	40	6	2	1	4	5	4
2017-18	Blaine	USHS-MN	25	27	26	53	26	2	2	2	4	2
2018-19	Blaine	USHS-MN	23	32	44	76	31	5	4	10	14	6
	Omaha	USHL	19	7	10	17	8	--	--	--	--	--
2019-20	Minnesota	Big 10	37	7	5	12	16	--	--	--	--	--
	<b>USHS-MN TOTALS</b>		<b>73</b>	<b>76</b>	<b>93</b>	<b>169</b>	<b>63</b>	<b>9</b>	<b>7</b>	<b>16</b>	<b>23</b>	<b>12</b>
	<b>USHL TOTALS</b>		<b>19</b>	<b>7</b>	<b>10</b>	<b>17</b>	<b>8</b>	<b>0</b>	<b>0</b>	<b>0</b>	<b>0</b>	<b>0</b>
	<b>COLLEGE TOTALS</b>		<b>37</b>	<b>7</b>	<b>5</b>	<b>12</b>	<b>16</b>	<b>0</b>	<b>0</b>	<b>0</b>	<b>0</b>	<b>0</b>



## IN THE SYSTEM



### Noah Cates

– CENTER –

**BIRTHDATE:** February 5, 1999 | **BIRTHPLACE:** Stillwater, MN

**HEIGHT:** 6'1" | **WEIGHT:** 185 | **SHOOTS:** Left

**ACQUIRED:** Draft - 5th round (137th overall) in 2017

### CAREER RECORD

YEAR	TEAM	LEAGUE	REGULAR SEASON					PLAYOFFS				
			GP	G	A	PTS	PIM	GP	G	A	PTS	PIM
2014-15	Stillwater	USHS-MN	25	13	17	30	10	3	0	0	0	0
	Team Southwest	USHS	5	0	1	1	0					
2015-16	Stillwater	USHS-MN	25	20	34	54	6	3	3	3	6	2
	Team Northeast	USHS	20	3	12	15	6	3	0	4	4	0
	Omaha	USHL	2	1	0	1	2					
2016-17	Stillwater	USHS-MN	25	20	45	65	10	3	3	2	5	2
	Team Northeast	USHS	21	9	15	24	10	3	1	1	2	4
	Omaha	USHL	11	2	5	7	6					
2017-18	Omaha	USHL	60	21	34	55	26	4	1	2	3	0
2018-19	Minnesota-Duluth	NCHC	40	9	14	23	33	--	--	--	--	--
2019-20	Minnesota-Duluth	NCHC	34	14	19	33	35	--	--	--	--	--
<b>USHS TOTALS</b>			<b>121</b>	<b>65</b>	<b>124</b>	<b>189</b>	<b>42</b>	<b>15</b>	<b>7</b>	<b>10</b>	<b>17</b>	<b>8</b>
<b>USHL TOTALS</b>			<b>73</b>	<b>24</b>	<b>39</b>	<b>63</b>	<b>34</b>	<b>4</b>	<b>1</b>	<b>2</b>	<b>3</b>	<b>0</b>
<b>COLLEGE TOTALS</b>			<b>74</b>	<b>23</b>	<b>33</b>	<b>56</b>	<b>68</b>	<b>0</b>	<b>0</b>	<b>0</b>	<b>0</b>	<b>0</b>



### Elliot Desnoyers

– LEFT WING –

**BIRTHDATE:** January 21, 2002 | **BIRTHPLACE:** St-Hyacinthe, Quebec

**HEIGHT:** 5'11" | **WEIGHT:** 172 | **CATCHES:** Left


**ACQUIRED:** Draft - 5th round (135th overall) in 2020

### CAREER RECORD

YEAR	TEAM	LEAGUE	REGULAR SEASON					PLAYOFFS				
			GP	G	A	PTS	PIM	GP	G	A	PTS	PIM
2015-16	Antoine-Girouard	QBAAA	33	16	13	29	10					
2016-17	Antoine-Girouard	QMAAA	24	4	14	18	4	7	1	3	4	10
2017-18	Saint-Hyacinthe	QMAAA	40	10	26	36	36	3	0	1	1	0
2018-19	Moncton	QMJHL	61	12	19	31	12	11	2	2	4	2
	Canada Red U17	WHC-17	6	1	0	1	6					
2019-20	Moncton	QMJHL	61	11	24	35	18					
<b>QMAAA TOTALS</b>			<b>64</b>	<b>14</b>	<b>40</b>	<b>54</b>	<b>40</b>	<b>10</b>	<b>1</b>	<b>4</b>	<b>5</b>	<b>10</b>
<b>QMJHL TOTALS</b>			<b>122</b>	<b>23</b>	<b>43</b>	<b>66</b>	<b>30</b>	<b>11</b>	<b>2</b>	<b>2</b>	<b>4</b>	<b>2</b>



## IN THE SYSTEM



### Samuel Ersson

– GOALIE –

**BIRTHDATE:** October 20, 1999 | **BIRTHPLACE:** Falun, Sweden

**HEIGHT:** 6'2" | **WEIGHT:** 182 | **CATCHES:** Left

**ACQUIRED:** Draft - 5th round (143rd overall) in 2018

### CAREER RECORD

			REGULAR SEASON								PLAYOFFS							
YEAR	TEAM	LEAGUE	GP	MINS	GA	SO	AVG	W	L	T	GP	MINS	GA	SO	AVG	W	L	
2015-16	Brynas IF J18	J18 Elit	15				1.86				--	--	--	--	--	--	--	
	Brynas IF J18	J18 Allsvenskan	7				2.56				2	--	--	--	2.50	--	--	
2016-17	Brynas IF J18	J18 Elit	13				1.45				--	--	--	--	--	--	--	
	Brynas IF J18	J18 Allsvenskan	14				1.64				4	--	--	--	2.02	--	--	
	Brynas IF J20	SuperElit	12				2.95				--	--	--	--	--	--	--	
2017-18	Brynas IF J20	SuperElit	40				2.53	27	13	0	5	--	--	--	4.44	--	--	
	Brynas IF	SHL	1	40	2	0	3.00	0	0	0	0	--	--	--	--	--	--	
	Sweden U19	International-Jr	3				2.69				--	--	--	--	--	--	--	
2018-19	Vasteras IK	Swe-1	36	2159	70	5	1.95	27	9	0	--	--	--	--	--	--	--	
	Sweden U20	WJC	4				2.23	3	1	0	--	--	--	--	--	--	--	
2019-20	Brynas IF	SHL	35	2010	97	1	2.90	14	20	0	--	--	--	--	--	--	--	
	J18 DIVISION 1 TOTALS		10	0	0	0	5.17	0	0	0	--	--	--	--	--	--	--	
	J18 ELIT TOTALS		28	0	0	0	1.66	0	0	0	--	--	--	--	--	--	--	
	J18 ALLSVENSKAN TOTALS		21	0	0	0	2.1	0	0	0	6	0	0	0	2.26	0	0	
	SUPERELIT TOTALS		52	0	0	0	2.74	27	13	0	5	0	0	0	4.44	0	0	
	Swe-1 TOTALS		36	2159	70	5	1.95	27	9	0	0	0	0	0	0	0	0	



### Tyson Foerster

– CENTER –

**BIRTHDATE:** January 18, 2002 | **BIRTHPLACE:** Alliston, Ontario

**HEIGHT:** 6'2" | **WEIGHT:** 194 | **SHOOTS:** Right

**ACQUIRED:** Draft - 1st round (23rd overall) in 2020

### CAREER RECORD

YEAR	TEAM	LEAGUE	REGULAR SEASON					PLAYOFFS				
			GP	G	A	PTS	PIM	GP	G	A	PTS	PIM
2016-17	Barrie	ETAHL U15	37	12	20	32	30	--	--	--	--	--
2017-18	Barrie	ETAHL U16	34	20	41	61	24	8	5	9	14	8
	Stouffville	OJHL	2	0	0	0	0	--	--	--	--	--
2018-19	Barrie	OHL	64	10	13	23	24	--	--	--	--	--
2019-20	Barrie	OHL	62	36	44	80	53	--	--	--	--	--
	<b>OHL TOTALS</b>		<b>126</b>	<b>46</b>	<b>57</b>	<b>103</b>	<b>77</b>	<b>0</b>	<b>0</b>	<b>0</b>	<b>0</b>	<b>0</b>



## IN THE SYSTEM



### Adam Ginning

– DEFENSE –

**BIRTHDATE:** January 13, 2000 | **BIRTHPLACE:** Linköping, Sweden

**HEIGHT:** 6'4" | **WEIGHT:** 221 | **SHOOTS:** Left

**ACQUIRED:** Draft - 2nd round (50th overall) in 2018

### CAREER RECORD

YEAR	TEAM	LEAGUE	REGULAR SEASON					PLAYOFFS				
			GP	G	A	PTS	PIM	GP	G	A	PTS	PIM
2013-14	Linköping HC U15	U16 Div. 1	12	3	3	6	8	--	--	--	--	--
	Linköping HC U16	U16 Elit	4	0	0	0	2	--	--	--	--	--
2014-15	Linköping HC U16	U16 Elit	24	7	11	18	20	--	--	--	--	--
	Linköping HC U16	U16 SM	5	0	1	1	2	--	--	--	--	--
2015-16	Linköping HC U16	U16 Elit	13	4	14	18	12	--	--	--	--	--
	Linköping HC U16	U16 SM	3	1	4	5	0	--	--	--	--	--
	Linköping HC J18	J18 Elit	9	1	2	3	6	--	--	--	--	--
	Linköping HC J18	J18 Allsvenskan	18	1	6	7	12	2	0	0	0	4
	Sweden U16	International-Jr	6	0	3	3	6	--	--	--	--	--
	Linköping HC J18	J18 Elit	9	1	1	2	10	--	--	--	--	--
2016-17	Linköping HC J18	J18 Allsvenskan	1	0	0	0	0	4	1	3	4	4
	Linköping HC J20	SuperElit	29	0	10	10	14	1	0	1	1	0
	Linköping HC	SHL	12	0	2	2	6	2	0	0	0	0
	Sweden U17	WHC-17	6	0	0	0	10	--	--	--	--	--
	Sweden U17 "A"	International-Jr	10	1	1	2	8	--	--	--	--	--
	Sweden U18	WJC-18	7	0	1	1	8	--	--	--	--	--
	Sweden U18	International-Jr	12	0	1	1	8	--	--	--	--	--
	Linköping HC J18	J18 Allsvenskan	0	0	0	0	0	2	0	0	0	27
2017-18	Linköping HC J20	SuperElit	17	1	5	6	22	--	--	--	--	--
	Linköping HC	SHL	28	1	1	2	10	7	0	1	1	2
	Sweden U18 "C"	WJC-18	7	1	3	4	18	--	--	--	--	--
	Sweden	International	2	0	0	0	2	--	--	--	--	--
	Sweden U18	International-Jr	21	3	8	11	42	--	--	--	--	--
	Linköping HC	SHL	48	1	4	5	49	--	--	--	--	--
2019-20	Linköping HC J20	J20 SuperElit	6	3	1	4	6	--	--	--	--	--
	Linköping HC	SHL	27	2	1	3	35	--	--	--	--	--
	HC Vita Hasten	Allsvenskan	17	0	4	4	44	--	--	--	--	--
	Sweden U20	International-Jr	17	1	6	7	30	--	--	--	--	--
<b>U16 Elit TOTALS</b>			<b>41</b>	<b>11</b>	<b>25</b>	<b>36</b>	<b>34</b>	<b>0</b>	<b>0</b>	<b>0</b>	<b>0</b>	<b>0</b>
<b>U16 SM TOTALS</b>			<b>8</b>	<b>1</b>	<b>5</b>	<b>6</b>	<b>2</b>	<b>0</b>	<b>0</b>	<b>0</b>	<b>0</b>	<b>0</b>
<b>J18 Elit TOTALS</b>			<b>18</b>	<b>2</b>	<b>3</b>	<b>5</b>	<b>16</b>	<b>0</b>	<b>0</b>	<b>0</b>	<b>0</b>	<b>0</b>
<b>J18 Allsvenskan TOTALS</b>			<b>19</b>	<b>1</b>	<b>6</b>	<b>7</b>	<b>12</b>	<b>8</b>	<b>1</b>	<b>3</b>	<b>4</b>	<b>35</b>
<b>J20 SuperElit TOTALS</b>			<b>52</b>	<b>4</b>	<b>16</b>	<b>20</b>	<b>42</b>	<b>1</b>	<b>0</b>	<b>1</b>	<b>1</b>	<b>0</b>
<b>International-Jr TOTALS</b>			<b>58</b>	<b>4</b>	<b>16</b>	<b>20</b>	<b>72</b>	<b>0</b>	<b>0</b>	<b>0</b>	<b>0</b>	<b>0</b>
<b>Allsvenskan TOTALS</b>			<b>17</b>	<b>0</b>	<b>4</b>	<b>4</b>	<b>44</b>	<b>0</b>	<b>0</b>	<b>0</b>	<b>0</b>	<b>0</b>
<b>SHL TOTALS</b>			<b>115</b>	<b>4</b>	<b>8</b>	<b>12</b>	<b>100</b>	<b>9</b>	<b>0</b>	<b>1</b>	<b>1</b>	<b>2</b>



## IN THE SYSTEM



### Gavin Hain

– CENTER –

**BIRTHDATE:** April 3, 2000 | **BIRTHPLACE:** Grand Rapids, Minnesota

**HEIGHT:** 5'11" | **WEIGHT:** 198 | **SHOOTS:** Left

**ACQUIRED:** Draft - 6th round (174th overall) in 2018

### CAREER RECORD

YEAR	TEAM	LEAGUE	GP	REGULAR SEASON				PLAYOFFS				
				G	A	PTS	PIM	GP	G	A	PTS	PIM
2014-15	MNBEL	Bantam	16	9	5	14	0	--	--	--	--	--
	Bantam AA	Bantam	52	67	52	119	0	--	--	--	--	--
2015-16	Team North	USHS-MN	21	7	6	13	16	3	3	0	3	0
	Grand Rapids	USHS-MN	25	12	17	29	28	3	5	6	11	4
2016-17	Team North	USHS-MN	16	6	9	15	39	3	2	2	4	0
	Grand Rapids	USHS-MN	24	24	24	48	32	3	3	1	4	4
	USNTDP Juniors	USHL	2	1	0	1	0	--	--	--	--	--
	U.S. National U17 Team	USDP	2	1	0	1	0	--	--	--	--	--
	Sioux Falls	USHL	12	3	2	5	0	--	--	--	--	--
2017-18	USNTDP Juniors	USHL	25	7	11	18	14	--	--	--	--	--
	U.S. National U18 Team	USDP	61	15	20	35	36	--	--	--	--	--
	USA U18	WJC-18	7	1	0	1	2	--	--	--	--	--
2018-19	North Dakota	NCHC	31	6	3	9	28	--	--	--	--	--
2019-20	North Dakota	NCHC	28	2	8	10	13	--	--	--	--	--
<b>USHS-MN TOTALS</b>			<b>86</b>	<b>49</b>	<b>56</b>	<b>105</b>	<b>115</b>	<b>12</b>	<b>13</b>	<b>9</b>	<b>22</b>	<b>8</b>
<b>USHL TOTALS</b>			<b>39</b>	<b>11</b>	<b>13</b>	<b>24</b>	<b>14</b>	<b>4</b>	<b>0</b>	<b>3</b>	<b>3</b>	<b>8</b>
<b>USDP TOTALS</b>			<b>63</b>	<b>16</b>	<b>20</b>	<b>36</b>	<b>36</b>	<b>6</b>	<b>7</b>	<b>8</b>	<b>15</b>	<b>4</b>
<b>COLLEGE TOTALS</b>			<b>59</b>	<b>8</b>	<b>11</b>	<b>19</b>	<b>41</b>	<b>0</b>	<b>0</b>	<b>0</b>	<b>0</b>	<b>0</b>





## IN THE SYSTEM



### Olle Lycksell

– CENTER –

**BIRTHDATE:** August 24th 1999 | **BIRTHPLACE:** Oskarshamn, Sweden

**HEIGHT:** 5'11" | **WEIGHT:** 190 | **SHOOTS:** Left

**ACQUIRED:** Draft - 6th round (168th overall) in 2017

### CAREER RECORD

YEAR	TEAM	LEAGUE	REGULAR SEASON					PLAYOFFS				
			GP	G	A	PTS	PIM	GP	G	A	PTS	PIM
2012-13	IK Oskarshamn U16	U16 Div. 2	16	14	11	25	0	--	--	--	--	--
2013-14	IK Oskarshamn U16	U16 Div.1	12	4	3	7	7	--	--	--	--	--
2014-15	Linköping HC U16	U16 Elit	25	3	11	14	2	--	--	--	--	--
	Linköping HC U16	U16 SM	5	0	0	0	2	--	--	--	--	--
2015-16	IK Oskarshamn J18	J18 Elit	34	8	31	39	8	--	--	--	--	--
	IK Oskarshamn	Allsvenskan	1	0	0	0	0	--	--	--	--	--
2016-17	Linköping HC J18	J18 Elit	12	9	6	15	8	--	--	--	--	--
	Linköping HC J18	J18 Allsvenskan	10	11	21	27	6	2	6	8	0	0
	Linköping HC J20	SuperElit	29	4	5	9	2	2	1	0	1	2
2017-18	Oskarshamn IK	Allsvenskan	2	1	1	1	0	--	--	--	--	--
	Linköping HC	SHL	26	5	2	7	2	--	--	--	--	--
2018-19	Linköping HC	SHL	51	5	7	12	10	--	--	--	--	--
2019-20	Linköping HC	SHL	51	9	12	21	4	--	--	--	--	--
<b>J18 ELIT TOTALS</b>			<b>46</b>	<b>17</b>	<b>37</b>	<b>54</b>	<b>16</b>	<b>0</b>	<b>0</b>	<b>0</b>	<b>0</b>	<b>0</b>
<b>SUPERELIT TOTALS</b>			<b>29</b>	<b>4</b>	<b>5</b>	<b>9</b>	<b>2</b>	<b>2</b>	<b>1</b>	<b>0</b>	<b>1</b>	<b>2</b>
<b>ALLSVENSKAN TOTALS</b>			<b>3</b>	<b>1</b>	<b>1</b>	<b>1</b>	<b>0</b>	<b>0</b>	<b>0</b>	<b>0</b>	<b>0</b>	<b>0</b>
<b>SHL TOTALS</b>			<b>77</b>	<b>10</b>	<b>9</b>	<b>19</b>	<b>12</b>	<b>0</b>	<b>0</b>	<b>0</b>	<b>0</b>	<b>0</b>



### Connor McClennon

– DEFENSE –

**BIRTHDATE:** June 25, 2002 | **BIRTHPLACE:** Wainwright, Alberta

**HEIGHT:** 5'8" | **WEIGHT:** 157 | **SHOOTS:** Right

**ACQUIRED:** Draft - 6th round (178th overall) in 2020

### CAREER RECORD

YEAR	TEAM	LEAGUE	REGULAR SEASON					PLAYOFFS				
			GP	G	A	PTS	PIM	GP	G	A	PTS	PIM
2015-16	Pursuit of Excellence	CSSHL U15	23	26	18	44	40	3	2	5	7	2
2016-17	Pursuit of Excellence	CSSHL U15	30	45	54	99	36	5	10	6	16	2
2017-18	Northern Alberta	CSSHL U18	31	26	41	67	36	5	4	7	11	10
	Kootenay	WHL	5	0	0	0	2	--	--	--	--	--
2018-19	Kootenay	WHL	46	14	15	29	18	--	--	--	--	--
	Canada White U17	WHC-17	5	8	3	11	2	--	--	--	--	--
2019-20	Winnipeg	WHL	42	21	28	49	25	--	--	--	--	--
<b>WHL TOTALS</b>			<b>93</b>	<b>35</b>	<b>43</b>	<b>78</b>	<b>45</b>	<b>0</b>	<b>0</b>	<b>0</b>	<b>0</b>	<b>0</b>



## IN THE SYSTEM



### Mason Millman

– DEFENSE –


**BIRTHDATE:** July 18, 2001 | **BIRTHPLACE:** London, Ontario

**HEIGHT:** 6'1" | **WEIGHT:** 174 | **SHOOTS:** Left

**ACQUIRED:** Draft - 4th round (103rd overall) in 2019

### CAREER RECORD

YEAR	TEAM	LEAGUE	REGULAR SEASON					PLAYOFFS				
			GP	G	A	PTS	PIM	GP	G	A	PTS	PIM
2016-17	London	AHMMPL	33	5	14	19	10	11	1	8	9	8
2017-18	St. Thomas	GOJHL	46	6	16	22	22	16	0	10	10	4
	Saginaw	OHL	6	0	0	0	0	--	--	--	--	--
2018-19	Saginaw	OHL	66	3	22	25	40	13	2	3	5	8
2019-20	Saginaw	OHL	58	13	31	44	61	--	--	--	--	--
<b>OHL TOTALS</b>			<b>130</b>	<b>16</b>	<b>53</b>	<b>69</b>	<b>101</b>	<b>13</b>	<b>2</b>	<b>3</b>	<b>5</b>	<b>8</b>



### Jay O'Brien

– CENTER –

**BIRTHDATE:** November 4, 1999 | **BIRTHPLACE:** Hingham, MA

**HEIGHT:** 5'11" | **WEIGHT:** 184 | **SHOOTS:** Right

**ACQUIRED:** Draft - 1st round (19th overall) in 2018

### CAREER RECORD

YEAR	TEAM	LEAGUE	REGULAR SEASON					PLAYOFFS				
			GP	G	A	PTS	PIM	GP	G	A	PTS	PIM
2014-15	Dexter School	USHS-Prep	31	5	4	9	0	--	--	--	--	--
	Cape Cod U16	MHSL U16	15	10	11	21	2	--	--	--	--	--
2015-16	Dexter School	USHS-Prep	29	14	20	34	0	--	--	--	--	--
	Cape Cod U16	MHSL U16	12	8	7	15	20	--	--	--	--	--
2016-17	Thayer Academy	USHS-Prep	30	24	41	64	0	--	--	--	--	--
	Cape Cod U18	MHSL U18	13	13	9	22	12	--	--	--	--	--
	Cape Cod U18	Midget	22	18	10	28	0	--	--	--	--	--
	Youngstown	USHL	4	0	1	1	4	--	--	--	--	--
2017-18	Thayer Academy	USHS-Prep	30	43	37	80	0	--	--	--	--	--
	Cape Cod U18	MHSL U18	8	6	2	8	0	--	--	--	--	--
	U.S. National U18 Team	USDP	7	1	1	2	4	--	--	--	--	--
2018-19	Youngstown	USHL	1	0	0	0	0	--	--	--	--	--
	Providence	H-East	25	2	3	5	10	--	--	--	--	--
2019-20	Penticton	BCHL	46	25	41	66	51	--	--	--	--	--
<b>USHS TOTALS</b>			<b>120</b>	<b>86</b>	<b>102</b>	<b>187</b>	<b>0</b>	<b>0</b>	<b>0</b>	<b>0</b>	<b>0</b>	<b>0</b>
<b>MHSL TOTALS</b>			<b>48</b>	<b>37</b>	<b>29</b>	<b>66</b>	<b>34</b>	<b>0</b>	<b>0</b>	<b>0</b>	<b>0</b>	<b>0</b>
<b>USHL TOTALS</b>			<b>5</b>	<b>0</b>	<b>1</b>	<b>1</b>	<b>4</b>	<b>0</b>	<b>0</b>	<b>0</b>	<b>0</b>	<b>0</b>
<b>USDP TOTALS</b>			<b>7</b>	<b>1</b>	<b>1</b>	<b>2</b>	<b>4</b>	<b>0</b>	<b>0</b>	<b>0</b>	<b>0</b>	<b>0</b>
<b>COLLEGE TOTALS</b>			<b>25</b>	<b>2</b>	<b>3</b>	<b>5</b>	<b>10</b>	<b>0</b>	<b>0</b>	<b>0</b>	<b>0</b>	<b>0</b>



## IN THE SYSTEM



### Roddy Ross

– GOALIE –


**BIRTHDATE:** July 4, 2000 | **BIRTHPLACE:** Meadow Lake, Saskatchewan

**HEIGHT:** 6'3" | **WEIGHT:** 186 | **CATCHES:** Left

**ACQUIRED:** Draft - 6th round (169th overall) in 2019

### CAREER RECORD

			REGULAR SEASON										PLAYOFFS									
YEAR	TEAM	LGE	GP	MINS	GA	SO	AVG	W	L	T	GP	MINS	GA	SO	AVG	W	L	T				
2015-16	Lloydminster	AMMHL	19				2.28				4	--	--	--	1.53	--	--	--				
2016-17	Onion Lake	NEAJBHL	19				3.97				4	--	--	--	5.24	--	--	--				
2017-18	Tisdale	SMHL	22				1.85				2	--	--	--	6.55	--	--	--				
2018-19	Camrose	AJHL	22	1246	61	0	2.94	8	6	5	--	--	--	--	--	--	--	--				
	Seattle	WHL	25	1477	68	0	2.76	16	5	2	6	--	--	--	4.05	--	--	--				
2019-20	Seattle	WHL	49	2835	150	0	3.17	20	21	7	--	--	--	--	--	--	--	--				
WHL TOTALS			74	4312	218	0	3.03	36	26	9	6	0	0	0	4.05	0	0	0				



### Jack St. Ivany

– DEFENSE –

**BIRTHDATE:** July 22, 1999 | **BIRTHPLACE:** Manhattan Beach, CA

**HEIGHT:** 6'3" | **WEIGHT:** 204 | **SHOOTS:** Right


**ACQUIRED:** Draft - 4th round (112th overall) in 2018

### CAREER RECORD

YEAR	TEAM	LEAGUE	REGULAR SEASON						PLAYOFFS					
			GP	G	A	PTS	PIM	GP	G	A	PTS	PIM	GP	PIM
2013-14	Los Angeles AAA	Bantam	17	1	9	10	6	--	--	--	--	--		
2014-15	Los Angeles U16	T1EHL U16	24	2	6	8	8	4	0	0	0	0		
2015-16	Los Angeles U16	T1EHL U16	31	3	10	13	22	4	1	2	3	2		
2016-17	Sioux Falls	USHL	52	1	9	10	14	--	--	--	--	--		
2017-18	Sioux Falls "A"	USHL	54	6	30	36	30	3	1	2	3	2		
2018-19	Yale	ECAC	30	6	8	14	20	--	--	--	--	--		
	USA U20	WJC-20	7	0	0	0	0	--	--	--	--	--		
2019-20	Yale	ECAC	32	1	15	16	18	--	--	--	--	--		
<b>T1EHL U16 TOTALS</b>			<b>55</b>	<b>5</b>	<b>16</b>	<b>21</b>	<b>30</b>	<b>8</b>	<b>1</b>	<b>2</b>	<b>3</b>	<b>2</b>		
<b>USHL TOTALS</b>			<b>106</b>	<b>7</b>	<b>39</b>	<b>46</b>	<b>16</b>	<b>3</b>	<b>1</b>	<b>2</b>	<b>3</b>	<b>2</b>		
<b>COLLEGE TOTALS</b>			<b>62</b>	<b>7</b>	<b>23</b>	<b>30</b>	<b>38</b>	<b>0</b>	<b>0</b>	<b>0</b>	<b>0</b>	<b>0</b>		



## IN THE SYSTEM



### Egor Serdyuk

– RIGHT WING –

**BIRTHDATE:** June 3, 2001 | **BIRTHPLACE:** Novosibirsk, Russia

**HEIGHT:** 5'10" | **WEIGHT:** 159 | **SHOOTS:** Left

**ACQUIRED:** Draft - 6th round (165th overall) in 2019

### CAREER RECORD

YEAR	TEAM	LEAGUE	REGULAR SEASON					PLAYOFFS				
			GP	G	A	PTS	PIM	GP	G	A	PTS	PIM
2015-16	Avangard Omsk	Russia U16	6	0	2	2	0	--	--	--	--	--
2016-17	Avangard Omsk	Russia U16	36	41	29	70	16	--	--	--	--	--
	Avangard Omsk	Russia U17	6	0	1	1	14	--	--	--	--	--
2017-18	Avangard Omsk	Russia U17	26	15	10	25	30	--	--	--	--	--
	Omskie Yastreby	MHL	30	8	5	13	4	--	--	--	--	--
	Russia U17	Intl-Jr	6	5	4	9	2	--	--	--	--	--
2018-19	Victoriaville	QMJHL	63	25	40	65	41	11	3	3	6	10
	Russia U18	Intl-Jr	5	0	0	0	2	--	--	--	--	--
2019-20	Victoriaville	QMJHL	50	16	24	40	37	--	--	--	--	--
<b>RUSSIA U16 TOTALS</b>			<b>42</b>	<b>41</b>	<b>31</b>	<b>72</b>	<b>16</b>	<b>0</b>	<b>0</b>	<b>0</b>	<b>0</b>	<b>0</b>
<b>RUSSIA U17 TOTALS</b>			<b>32</b>	<b>15</b>	<b>11</b>	<b>26</b>	<b>44</b>	<b>0</b>	<b>0</b>	<b>0</b>	<b>0</b>	<b>0</b>
<b>QMJHL TOTALS</b>			<b>113</b>	<b>41</b>	<b>64</b>	<b>105</b>	<b>78</b>	<b>11</b>	<b>3</b>	<b>3</b>	<b>6</b>	<b>10</b>



### Matej Tomek

– GOALIE –

**BIRTHDATE:** May 24, 1997 | **BIRTHPLACE:** Bratislava, Slovakia

**HEIGHT:** 6'3" | **WEIGHT:** 181 | **CATCHES:** Left

**ACQUIRED:** Draft - 3rd round (90th overall) in 2015

### CAREER RECORD

SEASON	TEAM	LEAGUE	GP	REGULAR SEASON							PLAYOFFS		
				MIN	GA	SO	GAA	W	L	T	GP	GAA	SV%
2012-13	HC Slovan U18	Slovakia U18	19				2.05				4	2.03	.934
2013-14	Slovakia U18	Slovakia 2	14				2.39				--	--	--
	HK SKP U18	Slovakia U18	6				2.34				4	3	.925
	HK SKP U18	Slovakia U20	2				1.50				--	--	--
2014-15	Topeka	NAHL	33	1938	59	6	1.83	24	7	2	7	3.2	.876
2016-17	North Dakota	NCHC	2	32	4	0	7.46				--	--	--
2017-18	Waterloo	USHL	30	1785	71	2	2.39	15	8	2	2	2.95	.902
2018-19	North Dakota	NCHC	5	140	11	0	4.73	0	1	0	--	--	--
2019-20	HK Dukla Trencin	Slovakia	32	1900	74	0	2.34	--	--	--	--	--	--
<b>COLLEGE TOTALS</b>			<b>7</b>	<b>172</b>	<b>15</b>	<b>0</b>	<b>6.10</b>	<b>0</b>	<b>1</b>	<b>0</b>	<b>0</b>	<b>0</b>	<b>0</b>
<b>SLOVAKIA TOTALS</b>			<b>32</b>	<b>1900</b>	<b>74</b>	<b>0</b>	<b>2.34</b>	<b>0</b>	<b>0</b>	<b>0</b>	<b>0</b>	<b>0</b>	<b>0</b>



## IN THE SYSTEM



### Marcus Westfalt

– CENTER –

**BIRTHDATE:** March 12, 2000 | **BIRTHPLACE:** Stockholm, Sweden

**HEIGHT:** 6'3" | **WEIGHT:** 208 | **SHOOTS:** Left

**ACQUIRED:** Draft - 7th round ( 205th overall) in 2018

### CAREER RECORD

YEAR	TEAM	LEAGUE	REGULAR SEASON					PLAYOFFS				
			GP	G	A	PTS	PIM	GP	G	A	PTS	PIM
2016-17	Brynas IF J18	J18 Elit	22	10	26	36	4	--	--	--	--	--
	Brynas IF J18	J18 Allsvenska	12	5	14	19	2	4	1	3	4	0
	Brynas IF J20	SuperElit	15	3	2	5	2	2	0	0	0	2
	Sweden U17	WHC-17	6	2	1	3	0	--	--	--	--	--
	Sweden U17	International-Jr	18	4	6	10	4	--	--	--	--	--
2017-18	Brynas IF J18	J18 Allsvenska	5	2	3	5	0	--	--	--	--	--
	Brynas IF J20	SuperElit	26	12	15	27	38	--	--	--	--	--
	Brynas IF	SHL	31	1	3	4	6	8	0	0	0	0
	Sweden U18	WJC-18	7	2	0	2	2	--	--	--	--	--
	Sweden U18	International-Jr	17	4	1	5	6	--	--	--	--	--
2018-19	Brynas IF	SHL	19	0	1	1	2	--	--	--	--	--
	Karlskrona HK	Swe-1	19	0	2	2	10	--	--	--	--	--
2019-20	Vasterviks IK	SHL	52	3	5	8	20	--	--	--	--	--
	<b>J18 Elit TOTALS</b>		<b>22</b>	<b>10</b>	<b>26</b>	<b>36</b>	<b>4</b>	<b>0</b>	<b>0</b>	<b>0</b>	<b>0</b>	<b>0</b>
	<b>J18 Allsvenskan TOTALS</b>		<b>17</b>	<b>7</b>	<b>17</b>	<b>24</b>	<b>2</b>	<b>4</b>	<b>1</b>	<b>3</b>	<b>4</b>	<b>0</b>
	<b>J20 Division 1 TOTALS</b>		<b>20</b>	<b>7</b>	<b>14</b>	<b>21</b>	<b>6</b>	<b>0</b>	<b>0</b>	<b>0</b>	<b>0</b>	<b>0</b>
	<b>SuperElit TOTALS</b>		<b>41</b>	<b>15</b>	<b>17</b>	<b>32</b>	<b>40</b>	<b>2</b>	<b>0</b>	<b>0</b>	<b>0</b>	<b>2</b>
	<b>Allsvenskan TOTALS</b>		<b>19</b>	<b>0</b>	<b>2</b>	<b>2</b>	<b>10</b>	<b>0</b>	<b>0</b>	<b>0</b>	<b>0</b>	<b>0</b>
	<b>SHL TOTALS</b>		<b>102</b>	<b>4</b>	<b>9</b>	<b>13</b>	<b>28</b>	<b>8</b>	<b>0</b>	<b>0</b>	<b>0</b>	<b>0</b>



### Zayde Wisdom

– LEFT WING –

**BIRTHDATE:** July 7, 2002 | **BIRTHPLACE:** Toronto, Ontario

**HEIGHT:** 5'10" | **WEIGHT:** 201 | **SHOOTS:** Right

**ACQUIRED:** Draft - 4th round (94th overall) in 2020

### CAREER RECORD

YEAR	TEAM	LEAGUE	REGULAR SEASON					PLAYOFFS				
			GP	G	A	PTS	PIM	GP	G	A	PTS	PIM
2017-18	Toronto Jr.	GTHL U16	57	15	38	53	--	--	--	--	--	--
2018-19	Kingston	OHL	60	3	7	10	33	--	--	--	--	--
2019-20	Kingston	OHL	62	29	30	59	55	--	--	--	--	--
<b>OHL TOTALS</b>			<b>122</b>	<b>32</b>	<b>37</b>	<b>69</b>	<b>88</b>	<b>0</b>	<b>0</b>	<b>0</b>	<b>0</b>	<b>0</b>



## IN THE SYSTEM



### Wyatt Wylie

– DEFENSE –

**BIRTHDATE:** November 2, 1999 | **BIRTHPLACE:** Everett, WA

**HEIGHT:** 6'1" | **WEIGHT:** 187 | **SHOOTS:** Right

**ACQUIRED:** Draft - 5th round (127th overall) in 2018

### CAREER RECORD

YEAR	TEAM	LEAGUE	REGULAR SEASON					PLAYOFFS				
			GP	G	A	PTS	PIM	GP	G	A	PTS	PIM
2013-14	Everett Jr. 16U "A"	Midget	46	17	34	51	90	--	--	--	--	--
2014-15	Everett Jr. 16U	Midget	38	2	14	16	38	--	--	--	--	--
	Everett Jr. 16U	NAPHL 16U	20	2	8	10	12	4	0	0	0	4
2015-16	Dallas U16	T1EHL U16	32	4	7	11	12	4	0	3	3	8
	Everett	WHL	0	0	0	0	0	1	0	0	0	0
2016-17	Everett	WHL	71	0	10	10	50	10	0	0	0	2
2017-18	Everett	WHL	72	6	25	31	29	22	2	6	8	6
2018-19	Everett	WHL	67	11	36	47	36	10	1	4	5	6
2019-20	Everett	WHL	62	14	50	64	35	--	--	--	--	--
<b>Midget TOTALS</b>			<b>84</b>	<b>19</b>	<b>48</b>	<b>67</b>	<b>128</b>	<b>0</b>	<b>0</b>	<b>0</b>	<b>0</b>	<b>0</b>
<b>NAPHL 16U TOTALS</b>			<b>20</b>	<b>2</b>	<b>8</b>	<b>10</b>	<b>12</b>	<b>4</b>	<b>0</b>	<b>0</b>	<b>0</b>	<b>4</b>
<b>T1EHL U16 TOTALS</b>			<b>32</b>	<b>4</b>	<b>7</b>	<b>11</b>	<b>12</b>	<b>4</b>	<b>0</b>	<b>3</b>	<b>3</b>	<b>8</b>
<b>WHL TOTALS</b>			<b>272</b>	<b>31</b>	<b>121</b>	<b>152</b>	<b>150</b>	<b>43</b>	<b>3</b>	<b>10</b>	<b>13</b>	<b>20</b>



### Cameron York

– DEFENSE –

**BIRTHDATE:** January 5, 2001 | **BIRTHPLACE:** Anaheim, CA

**HEIGHT:** 5'11" | **WEIGHT:** 161 | **SHOOTS:** Left

**ACQUIRED:** Draft - 1st round (14th overall) in 2019

### CAREER RECORD

YEAR	TEAM	LEAGUE	REGULAR SEASON					PLAYOFFS				
			GP	G	A	PTS	PIM	GP	G	A	PTS	PIM
2015-16	Shattuck St. Mary's	USHS-Prep	60	18	51	69	15	--	--	--	--	--
2016-17	Shattuck St. Mary's	USHS-Prep	54	9	39	48	6	--	--	--	--	--
2017-18	USNTDP Juniors	USHL	33	3	11	14	12	--	--	--	--	--
	US National U17 Team	USDP	38	5	20	25	12	--	--	--	--	--
	US National U18 Team	USDP	21	3	10	13	6	--	--	--	--	--
	USA U17	WHC-17	6	1	4	5	4	--	--	--	--	--
	USA U18	WJC-18	7	0	6	6	0	--	--	--	--	--
2018-19	USNTDP Juniors	USHL	28	7	26	33	12	--	--	--	--	--
	US National U18 Team	USDP	63	14	51	65	16	--	--	--	--	--
	USA U18	WJC-18	7	4	7	11	0	--	--	--	--	--
2019-20	Michigan	Big-10	30	5	11	16	10	--	--	--	--	--
	USA U20	WJC-20	5	0	0	0	2	--	--	--	--	--
<b>USDP TOTALS</b>			<b>122</b>	<b>22</b>	<b>81</b>	<b>103</b>	<b>34</b>	<b>0</b>	<b>0</b>	<b>0</b>	<b>0</b>	<b>0</b>
<b>USHL TOTALS</b>			<b>61</b>	<b>10</b>	<b>37</b>	<b>47</b>	<b>24</b>	<b>0</b>	<b>0</b>	<b>0</b>	<b>0</b>	<b>0</b>
<b>COLLEGE TOTALS</b>			<b>30</b>	<b>5</b>	<b>11</b>	<b>16</b>	<b>10</b>	<b>0</b>	<b>0</b>	<b>0</b>	<b>0</b>	<b>0</b>





## 2020 DRAFT PICKS



### **TYSON FOERSTER** | **RIGHT WING - Barrie (OHL)** **1ST ROUND (23RD OVERALL)**

Led Barrie in every offensive category over 62 games in 2019-20, scoring 36 goals and adding 44 assists for 80 points... scored 18 power play goals and added 16 power play assists... recorded two 13-game point streaks... named Player of the Game for Team White in the 2020 CHL/NHL Top Prospects game after posting three points (2G, 1A)... showed a 57-point improvement from 2018-19, when he had 10 goals and 13 assists in 64 games... ranked 21st among North American skaters by NHL Central Scouting.



### **EMILE ANDRAE** | **DEFENSE - HV71 (SWEDEN JR)** **2ND ROUND (54TH OVERALL)**

Appeared in 40 games for HV-71 in Sweden's U-20 league, recording 11 goals and 27 assists...led all defensemen in Sweden's top junior league in points (38) over 40 games in 2019-20...appeared in 10 games for HV-71's men's team in the SHL, Sweden's top professional league... captained Team Sweden to a bronze medal in the 2019 Hlinka Gretzky Cup, recording 4 assists in 5 games... won a bronze medal with Sweden in 2018 World Under-17 Hockey Challenge, recording 3 assists in 6 games... ranked 15th among International skaters by NHL Central Scouting.



### **ZAYDE WISDOM** | **LEFT WING - Kingston (OHL)** **4TH ROUND (94TH OVERALL)**

Appeared in 62 games for Kingston, recording 29 goals and 30 assists...ranked second on the team in goals (29), assists (30) and points (59)... winner of the E.J. McGuire Award of Excellence... played in 60 games for Kingston in 2018-19, posting 3 goals and 7 assists...won the OHL Cup Championship in 2017-18 with the Toronto Jr. Canadiens.



### **ELLIOT DESNOYERS** | **LEFT WING - Moncton (QMJHL)** **5TH ROUND (135TH OVERALL)**

Has started the 2020-21 season with Halifax in the Quebec Major Junior Hockey League after joining the club in an offseason trade... appeared in 61 games for Moncton in 2019-20, posting 11 goals and 24 assists...was a part of Canada Red U17 in the World Hockey Challenge in 2018, posting one goal in six games...in 2018-19, played in 61 games for Moncton, recording 12 goals and 19 assists.



### **CONNOR MCCLELLENN** | **RIGHT WING - Winnipeg (WHL)** **6TH ROUND (178TH OVERALL)**

Appeared in 42 games for Winnipeg in 2019-20, recording 21 goals and 28 assists...won a silver medal with Team Canada in the 2019 Hlinka Gretzky Cup, posting a goal and an assist in 5 games... was a part of Canada White in the 2018 U17 World Hockey Challenge, recording eight goals and three assists in five games...named to the U17 World Hockey Challenge All-Star Team...led the U17 World Hockey Challenge in goals (8) and points (11).





2019-2020

# RECAP



# 2019-20 FINAL REGULAR SEASON STATISTICS

## EASTERN CONFERENCE

## WESTERN CONFERENCE

### ATLANTIC DIVISION

	GP	W	L	OT	PTS	PCT	RW	ROW	GF	GA
BOSTON	70	44	14	12	100	.714	38	44	227	174
TAMPA BAY	70	43	21	6	92	.657	35	41	245	195
TORONTO	70	36	25	9	81	.579	28	35	238	227
FLORIDA	69	35	26	8	78	.565	30	32	231	228
MONTREAL	71	31	31	9	71	.500	19	27	212	221
BUFFALO	69	30	31	8	68	.493	22	28	195	217
OTTAWA	71	25	34	12	62	.437	18	24	191	243
DETROIT	71	17	49	5	39	.275	13	14	145	267

### CENTRAL DIVISION

	GP	W	L	OT	PTS	PCT	RW	ROW	GF	GA
ST. LOUIS	71	42	19	10	94	.662	33	40	225	193
COLORADO	70	42	20	8	92	.657	37	41	237	191
DALLAS	69	37	24	8	82	.594	26	35	180	177
WINNIPEG	71	37	28	6	80	.563	30	34	216	203
NASHVILLE	69	35	26	8	78	.565	28	32	215	217
MINNESOTA	69	35	27	7	77	.558	30	33	220	220
CHICAGO	70	32	30	8	72	.514	23	28	212	218

### METROPOLITAN DIVISION

	GP	W	L	OT	PTS	PCT	RW	ROW	GF	GA
WASHINGTON	69	41	20	8	90	.652	31	37	240	215
PHILADELPHIA	69	41	21	7	89	.645	31	36	232	196
PITTSBURGH	69	40	23	6	86	.623	29	37	224	196
CAROLINA	68	38	25	5	81	.596	27	33	222	193
COLUMBUS	70	33	22	15	81	.579	25	33	180	187
NY ISLANDERS	68	35	23	10	80	.588	24	32	192	193
NY RANGERS	70	37	28	5	79	.564	31	36	234	222
NEW JERSEY	69	28	29	12	68	.493	22	24	189	230

### PACIFIC DIVISION

	GP	W	L	OT	PTS	PCT	RW	ROW	GF	GA
VEGAS	71	39	24	8	86	.606	30	36	227	211
EDMONTON	71	37	25	9	83	.585	31	35	225	217
CALGARY	70	36	27	7	79	.564	25	30	210	215
VANCOUVER	69	36	27	6	78	.565	27	32	228	217
ARIZONA	70	33	29	8	74	.529	26	28	195	187
ANAHEIM	71	29	33	9	67	.472	20	24	187	226
LOS ANGELES	70	29	35	6	64	.457	21	28	178	212
SAN JOSE	70	29	36	5	63	.45	22	27	182	226

\*Teams receive two points for a victory (W), one point for a loss in overtime or shootout (OT).

### INDIVIDUAL SCORING LEADERS

PLAYER	TEAM	GP	G	A	PTS	+/-	PIM	PP	SH	GW	S	PCTG
LEON DRAISAITL	EDMONTON	71	43	67	110	-7	18	16	0	10	218	19.7
CONNOR MCDAVID	EDMONTON	64	34	63	97	-6	28	11	0	6	212	16
DAVID PASTRNAK	BOSTON	70	48	47	95	-21	40	20	0	10	279	17.2
ARTEMI PANARIN	NY RANGERS	69	32	63	95	36	20	7	0	4	209	15.3
NATHAN MACKINNON	COLORADO	69	35	58	93	13	12	12	0	4	318	11
BRAD MARCHAND	BOSTON	70	28	59	87	25	82	5	1	5	185	15.1
NIKITA KUCHEROV	TAMPA BAY	68	33	52	85	26	38	4	0	6	210	15.7
PATRICK KANE	CHICAGO	70	33	51	84	8	40	8	0	2	275	12
AUSTON MATTHEWS	TORONTO	70	47	33	80	19	8	12	0	5	290	16.2
JACK EICHEL	BUFFALO	68	36	42	78	5	34	11	1	9	227	15.9
JONATHAN HUBERDEAU	FLORIDA	69	23	55	78	5	30	5	0	3	152	15.1
MIKA ZIBANEJAD	NY RANGERS	57	41	34	75	9	14	15	3	6	208	19.7
JOHN CARLSON	WASHINGTON	69	15	60	75	12	26	2	0	6	189	7.9
EVGENI MALKIN	PITTSBURGH	55	25	49	74	7	58	7	0	5	171	14.6
KYLE CONNOR	WINNIPEG	71	38	35	73	4	34	9	1	7	239	15.9
MARK SCHEIFELE	WINNIPEG	71	29	44	73	2	45	10	0	6	170	17.1
J.T. MILLER	VANCOUVER	69	27	45	72	11	47	9	0	3	165	16.4
ALEX OVECHKIN	WASHINGTON	68	48	19	67	-12	30	13	0	3	311	15.4
MITCHELL MARNER	TORONTO	59	16	51	67	6	16	6	0	2	154	10.4
SEBASTIAN AHO	CAROLINA	68	38	28	66	10	26	8	4	5	206	18.4
MAX PACIORETTY	VEGAS	71	32	34	66	18	44	8	0	5	307	10.4
STEVEN STAMKOS	TAMPA BAY	57	29	37	66	14	22	10	0	6	176	16.5
ELIAS PETTERSSON	VANCOUVER	68	27	39	66	16	18	8	0	5	162	16.7

### DEFENSEMEN SCORING LEADERS

PLAYER	TEAM	GP	G	A	PTS	+/-	PIM	PP	SH	GW	S	PCTG
JOHN CARLSON	WASHINGTON	69	15	60	75	12	26	2	0	6	189	7.9
ROMAN JOSI	NASHVILLE	69	16	49	65	22	41	4	0	1	260	6.2
VICTOR HEDMAN	TAMPA BAY	66	11	44	55	27	31	4	0	3	155	7.1
TONY DEANGELO	NY RANGERS	68	15	38	53	12	47	3	0	3	149	10.1
*QUINN HUGHES	VANCOUVER	68	8	45	53	-10	22	3	0	2	126	6.3
ALEX PIETRANGELO	ST. LOUIS	70	16	36	52	11	20	6	0	3	225	7.1
*CALE MAKAR	COLORADO	57	12	38	50	12	12	4	0	4	121	9.9
TOREY KRUG	BOSTON	61	9	40	49	-4	33	2	0	4	144	6.3
RYAN SUTER	MINNESOTA	69	8	40	48	-6	12	2	0	2	111	7.2
SHEA THEODORE	VEGAS	71	13	33	46	12	25	1	1	4	219	5.9
BRENT BURNS	SAN JOSE	70	12	33	45	-22	34	5	0	1	225	5.3
NEAL PIONK	WINNIPEG	71	6	39	45	10	32	3	0	1	177	3.4
KEITH YANDLE	FLORIDA	69	5	40	45	0	20	2	0	0	129	3.9
KRIS LETANG	PITTSBURGH	61	15	29	44	0	38	6	0	2	177	8.5
*ADAM FOX	NY RANGERS	70	8	34	42	22	32	1	0	4	125	6.4
ZACH WERENSKI	COLUMBUS	63	20	21	41	9	10	5	1	4	187	10.7
AARON EKBALD	FLORIDA	67	5	36	41	12	26	0	0	1	147	3.4
DOUGIE HAMILTON	CAROLINA	47	14	26	40	30	32	2	0	3	170	8.2
JEFF PETRY	MONTREAL	71	11	29	40	-10	26	3	1	3	158	7
ERIK KARLSSON	SAN JOSE	56	6	34	40	-15	16	1	1	0	120	5
RASMUS DAHLIN	BUFFALO	59	4	36	40	-7	38	2	0	1	90	4.4



# 2019-20 FINAL REGULAR SEASON STATISTICS

## 2019-20 NHL GOAL LEADERS

NAME	TEAM	GP	G
ALEX OVECHKIN	WASHINGTON	68	48
DAVID PASTRNAK	BOSTON	70	48
AUSTON MATTHEWS	TORONTO	70	47
LEON DRAISAITL	EDMONTON	71	43
MIKA ZIBANEJAD	NY RANGERS	57	41
SEBASTIAN AHO	CAROLINA	68	38
KYLE CONNOR	WINNIPEG	71	38
JACK EICHEL	BUFFALO	68	36
NATHAN MACKINNON	COLORADO	69	35
CONNOR MCDAVID	EDMONTON	64	34
NIKITA KUCHEROV	TAMPA BAY	68	33
PATRICK KANE	CHICAGO	70	33
ARTEMI PANARIN	NY RANGERS	69	32
MAX PACIORETTY	VEGAS	71	32
PATRICE BERGERON	BOSTON	61	31
WILLIAM NYLANDER	TORONTO	68	31

## 2019-20 NHL ASSIST LEADERS

NAME	TEAM	GP	A
LEON DRAISAITL	EDMONTON	71	67
CONNOR MCDAVID	EDMONTON	64	63
ARTEMI PANARIN	NY RANGERS	69	63
JOHN CARLSON	WASHINGTON	69	60
BRAD MARCHAND	BOSTON	70	59
NATHAN MACKINNON	COLORADO	69	58
JONATHAN HUBERDEAU	FLORIDA	69	55
NIKITA KUCHEROV	TAMPA BAY	68	52
MITCHELL MARNER	TORONTO	59	51
PATRICK KANE	CHICAGO	70	51
EVGENI MALKIN	PITTSBURGH	55	49
ROMAN JOSI	NASHVILLE	69	49
RYAN O'REILLY	ST. LOUIS	71	49
TEUVO TERAVAINEN	CAROLINA	68	48
DAVID PASTRNAK	BOSTON	70	47

## 2019-20 POWER PLAY GOALS

NAME	TEAM	GP	PP
DAVID PASTRNAK	BOSTON	70	20
LEON DRAISAITL	EDMONTON	71	16
MIKA ZIBANEJAD	NY RANGERS	57	15
EVANDER KANE	SAN JOSE	64	14
ALEX OVECHKIN	WASHINGTON	68	13
JAMES NEAL	EDMONTON	55	12
ZACH PARISE	MINNESOTA	69	12
NATHAN MACKINNON	COLORADO	69	12
BO HORVAT	VANCOUVER	69	12
AUSTON MATTHEWS	TORONTO	70	12

## 2019-20 GAME WINNING GOALS

NAME	TEAM	GP	GW
DAVID PASTRNAK	BOSTON	70	10
LEON DRAISAITL	EDMONTON	71	10
JACK EICHEL	BUFFALO	68	9
DAVID PERRON	ST. LOUIS	71	9
JEFF CARTER	LOS ANGELES	60	7
ALEX KILLORN	TAMPA BAY	68	7
WILLIAM NYLANDER	TORONTO	68	7
ELIAS LINDHOLM	CALGARY	70	7
KYLE CONNOR	WINNIPEG	71	7
14 PLAYERS WITH			6

## 2019-20 POWER PLAY ASSISTS

NAME	TEAM	GP	PPA
CONNOR MCDAVID	EDMONTON	64	32
LEON DRAISAITL	EDMONTON	71	28
TOREY KRUG	BOSTON	61	26
JOHN CARLSON	WASHINGTON	69	24
JONATHAN HUBERDEAU	FLORIDA	69	24
BRAD MARCHAND	BOSTON	70	23
*QUINN HUGHES	VANCOUVER	68	22
NEAL PIONK	WINNIPEG	71	22
NIKITA KUCHEROV	TAMPA BAY	68	21

## 2019-20 POWER PLAY POINTS

NAME	TEAM	GP	PPP
LEON DRAISAITL	EDMONTON	71	44
CONNOR MCDAVID	EDMONTON	64	43
DAVID PASTRNAK	BOSTON	70	38
NATHAN MACKINNON	COLORADO	69	31
JONATHAN HUBERDEAU	FLORIDA	69	29
TOREY KRUG	BOSTON	61	28
BRAD MARCHAND	BOSTON	70	28
MIKA ZIBANEJAD	NY RANGERS	57	27
JACK EICHEL	BUFFALO	68	27
DAVID PERRON	ST. LOUIS	71	27
JOHN CARLSON	WASHINGTON	69	26
FIVE PLAYERS WITH			25

## 2019-20 SHORTHANDED GOALS

NAME	TEAM	GP	SH
VLADISLAV NAMESTNIKOV	NYR-OTT-COL	65	4
SEBASTIAN AHO	CAROLINA	68	4
KEVIN HAYES	PHILADELPHIA	69	4
CHRIS TIERNEY	OTTAWA	71	4
10 PLAYERS WITH			3

## 2019-20 SHORTHANDED ASSISTS

NAME	TEAM	GP	SHA
WILLIAM KARLSSON	VEGAS	63	3
ANDREW COPP	WINNIPEG	63	3
RON HAINSEY	OTTAWA	64	3
RICKARD RAKELL	ANAHEIM	65	3
JEAN-GABRIEL PAGEAU	OTT-NYI	67	3
J.T. COMPTON	COLORADO	67	3
TEUVO TERAVAINEN	CAROLINA	68	3
ESA LINDELL	DALLAS	69	3

## 2019-20 SHORTHANDED POINTS

NAME	TEAM	GP	SHP
VLADISLAV NAMESTNIKOV	NYR-OTT-COL	65	6
JEAN-GABRIEL PAGEAU	OTT-NYI	67	6
CASEY CIZIKAS	NY ISLANDERS	48	5
DEREK GRANT	ANA-PHI	56	5
MIKA ZIBANEJAD	NY RANGERS	57	5
WILLIAM KARLSSON	VEGAS	63	5
SEBASTIAN AHO	CAROLINA	68	5
CHRIS TIERNEY	OTTAWA	71	5
10 PLAYERS WITH			4

## 2019-20 SHOTS LEADERS

NAME	TEAM	GP	S
NATHAN MACKINNON	COLORADO	69	318
ALEX OVECHKIN	WASHINGTON	68	311
MAX PACIORETTY	VEGAS	71	307
AUSTON MATTHEWS	TORONTO	70	290
DAVID PASTRNAK	BOSTON	70	279
PATRICK KANE	CHICAGO	70	275
ROMAN JOSI	NASHVILLE	69	260
BRADY TKACHUK	OTTAWA	71	259
TYLER SEGUIN	DALLAS	69	245
KYLE CONNOR	WINNIPEG	71	239



# 2019-20 FINAL REGULAR SEASON STATISTICS

## 2019-20 PLUS/MINUS LEADERS

NAME	TEAM	GP	+/-
RYAN GRAVES	COLORADO	69	40
ARTEMI PANARIN	NY RANGERS	69	36
DOUGIE HAMILTON	CAROLINA	47	30
JACOB SLAVIN	CAROLINA	68	30
BRAYDEN PONT	TAMPA BAY	66	28
ANTHONY CIRELLI	TAMPA BAY	68	28
VICTOR HEDMAN	TAMPA BAY	66	27

## 2019-20 SHOOTING PERCENTAGE (MIN 68 SHOTS)

NAME	TEAM	GP	G	S	%
ALEX KILLORN	TAMPA BAY	68	26	130	20.0
ZACH HYMAN	TORONTO	51	21	106	19.8
LEON DRAISAITL	EDMONTON	71	43	218	19.7
MIKA ZIBANEJAD	NY RANGERS	57	41	208	19.7
T.J. OSHIE	WASHINGTON	69	26	133	19.5
A. BURAKOVSKY	COLORADO	58	20	103	19.4
*DOMINIK KUBALIK	CHICAGO	68	30	157	19.1
NOEL ACCIARI	FLORIDA	66	20	108	18.5
SEBASTIAN AHO	CAROLINA	68	38	206	18.4
*MARTIN NECAS	CAROLINA	64	16	88	18.2

## GOALS AGAINST AVERAGE

GOALTENDER	TEAM	GPI	MINS	GA	AVG
TUUKKA RASK	BOSTON	41	2402	85	2.12
JAKE ALLEN	ST. LOUIS	24	1339	48	2.15
DARCY KUEMPER	ARIZONA	29	1753	65	2.22
ANTON KHUOBIN	DALLAS	30	1677	62	2.22
*ELVIS MERZLIKINS	COLUMBUS	33	1815	71	2.35
JAROSLAV HALAK	BOSTON	31	1833	73	2.39
PAVEL FRANCOUZ	COLORADO	34	1914	77	2.41
<b>CARTER HART</b>	<b>PHILADELPHIA</b>	<b>43</b>	<b>2356</b>	<b>95</b>	<b>2.42</b>
TRISTAN JARRY	PITTSBURGH	33	1926	78	2.43
BEN BISHOP	DALLAS	44	2474	103	2.50
*ILYA SAMSONOV	WASHINGTON	26	1411	60	2.55
ANDREI VASILEVSKIY	TAMPA BAY	52	3122	133	2.56
JORDAN BINNINGTON	ST. LOUIS	50	2948	126	2.56
CONNOR HELLEBUYCK	WINNIPEG	58	3269	140	2.57
JOONAS KORPISALO	COLUMBUS	37	2126	92	2.60

## WINS

GOALTENDER	TEAM	GPI	MINS	W	L	OT
ANDREI VASILEVSKIY	TAMPA BAY	52	3122	35	14	3
CONNOR HELLEBUYCK	WINNIPEG	58	3269	31	21	5
JORDAN BINNINGTON	ST. LOUIS	50	2948	30	13	7
FREDERIK ANDERSEN	TORONTO	52	3007	29	13	7
MARC-ANDRE FLEURY	VEGAS	49	2880	27	16	5
CAREY PRICE	MONTREAL	58	3440	27	25	6
TUUKKA RASK	BOSTON	41	2402	26	8	6
BRADEN HOLTBY	WASHINGTON	48	2743	25	14	6
<b>CARTER HART</b>	<b>PHILADELPHIA</b>	<b>43</b>	<b>2356</b>	<b>24</b>	<b>13</b>	<b>3</b>
DAVID RITTICH	CALGARY	48	2792	24	17	6
JACOB MARKSTROM	VANCOUVER	43	2552	23	16	4
SERGEI BOBROVSKY	FLORIDA	50	2806	23	19	6
*MACKENZIE BLACKWOOD	NEW JERSEY	47	2684	22	14	8

## SAVE PERCENTAGE

GOALTENDER	TEAM	GPI	MINS	GA	SA	SPCTG	W	L	OT
ANTON KHUOBIN	DALLAS	30	1677	62	882	.930	16	8	4
TUUKKA RASK	BOSTON	41	2402	85	1189	.929	26	8	6
DARCY KUEMPER	ARIZONA	29	1753	65	903	.928	16	11	2
JAKE ALLEN	ST. LOUIS	24	1339	48	655	.927	12	6	3
PAVEL FRANCOUZ	COLORADO	34	1914	77	996	.923	21	7	4
*ELVIS MERZLIKINS	COLUMBUS	33	1815	71	919	.923	13	9	8
CONNOR HELLEBUYCK	WINNIPEG	58	3269	140	1796	.922	31	21	5
TRISTAN JARRY	PITTSBURGH	33	1926	78	985	.921	20	12	1
ANTTI RAANTA	ARIZONA	33	1823	80	1014	.921	15	14	3
BEN BISHOP	DALLAS	44	2474	103	1286	.920	21	16	4
ROBIN LEHNER	CHI-VGK	36	2055	99	1235	.920	19	10	5
JAROSLAV HALAK	BOSTON	31	1833	73	905	.919	18	6	6
CAM TALBOT	CALGARY	26	1435	63	780	.919	12	10	1
JACOB MARKSTROM	VANCOUVER	43	2552	117	1420	.918	23	16	4
ANDREI VASILEVSKIY	TAMPA BAY	52	3122	133	1605	.917	35	14	3
COREY CRAWFORD	CHICAGO	40	2340	108	1294	.917	16	20	3
MIKKO KOSKINEN	EDMONTON	38	2117	97	1175	.917	18	13	3

## SHUTOUTS

GOALTENDER	TEAM	GPI	MINS	SO	W	L	OT
CONNOR HELLEBUYCK	WINNIPEG	58	3269	6	31	21	5
*ELVIS MERZLIKINS	COLUMBUS	33	1815	5	13	9	8
TUUKKA RASK	BOSTON	41	2402	5	26	8	6
MARC-ANDRE FLEURY	VEGAS	49	2880	5	27	16	5
ALEX STALOCK	MINNESOTA	38	2177	4	20	11	4
JUUSE SAROS	NASHVILLE	40	2321	4	17	12	4
CAREY PRICE	MONTREAL	58	3440	4	27	25	6
JAMES REIMER	CAROLINA	25	1378	3	14	6	2
JAROSLAV HALAK	BOSTON	31	1833	3	18	6	6
TRISTAN JARRY	PITTSBURGH	33	1926	3	20	12	1
PEKKA RINNE	NASHVILLE	36	1988	3	18	14	4
PETR MRAZEK	CAROLINA	40	2321	3	21	16	2
*MACKENZIE BLACKWOOD	NEW JERSEY	47	2684	3	22	14	8
JORDAN BINNINGTON	ST. LOUIS	50	2948	3	20	13	7
FREDERIK ANDERSEN	TORONTO	52	3007	3	29	13	7
ANDREI VASILEVSKIY	TAMPA BAY	52	3122	3	35	14	3



## 2020 STANLEY CUP PLAYOFF RESULTS

### EASTERN CONFERENCE PRELIMINARY ROUND

(12) MONTREAL	3	(5) PITTSBURGH	1
(6) CAROLINA	3	(11) NY RANGERS	0
(7) NY ISLANDERS	3	(10) FLORIDA	1
(9) COLUMBUS	3	(8) TORONTO	2

### WESTERN CONFERENCE PRELIMINARY ROUND

(12) CHICAGO	3	(5) EDMONTON	1
(11) ARIZONA	3	(6) NASHVILLE	1
(7) VANCOUVER	3	(10) MINNESOTA	1
(8) CALGARY	3	(9) WINNIPEG	1

### EASTERN CONFERENCE QUARTERFINALS

(1) PHILADELPHIA	4	(8) MONTREAL	2
(2) TAMPA BAY	4	(7) COLUMBUS	1
(6) NY ISLANDERS	4	(3) WASHINGTON	1
(4) BOSTON	4	(5) CAROLINA	1

### WESTERN CONFERENCE QUARTERFINALS

(1) VEGAS	4	(8) CHICAGO	1
(2) COLORADO	4	(7) ARIZONA	1
(3) DALLAS	4	(6) CALGARY	2
(5) VANCOUVER	4	(4) ST. LOUIS	2

### EASTERN CONFERENCE SEMIFINALS

(6) NY ISLANDERS	4	(1) PHILADELPHIA	3
(2) TAMPA BAY	4	(4) BOSTON	1

### WESTERN CONFERENCE SEMIFINALS

(1) VEGAS	4	(5) VANCOUVER	3
(3) DALLAS	4	(2) COLORADO	3

### EASTERN CONFERENCE FINAL

(2) TAMPA BAY	4	(6) NY ISLANDERS	2
---------------	---	------------------	---

### WESTERN CONFERENCE FINAL

(3) DALLAS	4	(1) VEGAS	1
------------	---	-----------	---

### STANLEY CUP FINAL

TAMPA BAY	4	DALLAS	2
-----------	---	--------	---



## 2019-20 NHL AWARD WINNERS

### HART MEMORIAL TROPHY

(Most valuable player-regular season)  
Leon Draisaitl, Edmonton Oilers

### JAMES NORRIS MEMORIAL TROPHY

(Best defenseman)  
Roman Josi, Nashville Predators

### VEZINA TROPHY

(Best goaltender)  
Connor Hellebuyck, Winnipeg Jets

### FRANK J. SELKE TROPHY

(Best defensive forward)  
**Sean Couturier, Philadelphia Flyers**

### CALDER MEMORIAL TROPHY

(Rookie of the year)  
Cale Makar, Colorado Avalanche

### JACK ADAMS AWARD

(Coach of the year)  
Bruce Cassidy, Boston Bruins

### ART ROSS TROPHY

(Regular season scoring title)  
Leon Draisaitl, Edmonton Oilers

### MAURICE "ROCKET" RICHARD TROPHY

(Leading goal scorer-regular season)  
Alex Ovechkin, Washington Capitals  
David Pastrnak, Boston Bruins

### WILLIAM M. JENNINGS TROPHY

(Lowest goals-against average- team)  
Tuukka Rask & Jaroslav Halak, Boston Bruins

### BILL MASTERTON MEMORIAL TROPHY

(Perseverance, sportsmanship and dedication to hockey)  
Bobby Ryan, Ottawa Senators

### KING CLANCY MEMORIAL TROPHY

(Leadership qualities on and off the ice, humanitarian)  
Matt Dumba, Minnesota Wild

### LADY BYNG MEMORIAL TROPHY

(Best sportsmanship and gentlemanly conduct)  
Nathan MacKinnon, Colorado Avalanche

### TED LINDSAY AWARD

(Most outstanding player as voted by fellow NHLPA members)  
Leon Draisaitl, Edmonton Oilers

### CONN SMYTHE TROPHY

(Most valuable player- playoffs)  
Victor Hedman, Tampa Bay Lightning

## 2019-20 NHL FIRST ALL-STAR TEAM

Pos.	Player	Team
G	Connor Hellebuyck	Winnipeg Jets
D	John Carlson	Washington Capitals
D	Roman Josi	Nashville Predators
C	Leon Draisaitl	Edmonton Oilers
RW	David Pastrnak	Boston Bruins
LW	Artemi Panarin	New York Rangers

## 2019-20 NHL SECOND ALL-STAR TEAM

Pos.	Player	Team
G	Tuukka Rask	Boston Bruins
D	Victor Hedman	Tampa Bay Lightning
D	Alex Pietrangelo	St. Louis Blues
C	Nathan MacKinnon	Colorado Avalanche
RW	Nikita Kucherov	Tampa Bay Lightning
LW	Brad Marchand	Boston Bruins

## 2019-20 NHL ALL-ROOKIE TEAM

Pos.	Player	Team
G	Elvis Merzlikins	Columbus Blue Jackets
D	Quinn Hughes	Vancouver Canucks
D	Cale Makar	Colorado Avalanche
F	Dominik Kubalik	Chicago Blackhawks
F	Victor Olofsson	Buffalo Sabres
F	Nick Suzuki	Montreal Canadiens





# 2019-20 FLYERS FINAL REGULAR SEASON STATISTICS

#	POS	PLAYER	GP	G	A	P	+/-	PIM	PP	SH	GW	S	S%
11	C	TRAVIS KONECNY	66	24	37	61	-1	28	5	0	3	141	17.0
14	C	SEAN COUTURIER	69	22	37	59	21	30	4	0	4	185	11.9
93	R	JAKUB VORACEK	69	12	44	56	14	31	4	0	3	132	9.1
28	R	CLAUDE GIROUX	69	21	32	53	7	28	7	1	6	197	10.7
13	R	KEVIN HAYES	69	23	18	41	-6	34	4	4	5	175	13.1
25	L	JAMES VAN RIEMSDYK	66	19	21	40	5	8	4	0	2	151	12.6
9	D	IVAN PROVOROV	69	13	23	36	11	24	7	0	3	150	8.7
15	D	MATT NISKANEN	68	8	25	33	15	29	4	1	0	126	6.3
21	L	SCOTT LAUGHTON	49	13	14	27	13	26	0	0	2	74	17.6
38	C	DEREK GRANT	56	15	10	25	1	30	2	3	5	94	16
6	D	TRAVIS SANHEIM	69	8	17	25	4	32	0	0	0	110	7.3
49	L	*JOEL FARABEE	52	8	13	21	6	39	1	0	1	81	9.9
12	L	MICHAEL RAFFL	58	8	12	20	-2	14	0	1	2	66	12.1
18	C	TYLER PITLICK	63	8	12	20	11	12	0	0	1	76	10.5
61	D	JUSTIN BRAUN	62	3	16	19	-2	18	0	0	0	70	4.3
23	L	OSKAR LINDBLOM	30	11	7	18	4	4	3	0	0	72	15.3
5	D	*PHILIPPE MYERS	50	4	12	16	17	30	0	0	0	78	5.1
62	R	*NICOLAS AUBE-KUBEL	36	7	8	15	1	19	2	0	1	48	14.6
44	C	NATE THOMPSON	70	4	11	15	-1	30	0	0	1	67	6
8	D	ROBERT HAGG	49	3	10	13	14	30	1	0	0	38	7.9
53	D	SHAYNE GOSTISBEHERE	42	5	7	12	-4	20	1	0	1	73	6.8
37	G	BRIAN ELLIOTT	31	0	1	1	0	2	0	0	0	0	0
55	D	*SAMUEL MORIN	1	0	0	0	-1	0	0	0	0	0	0
79	G	CARTER HART	43	0	0	0	0	0	0	0	0	0	0

---

#	GOALTENDER	GP	MIN	GAA	W	L	OT	EN	SO	GA	SA	SV%
79	CARTER HART	43	2356	2.42	24	13	3	3	1	95	1100	.914
37	BRIAN ELLIOTT	31	1674	2.87	16	7	4	5	2	80	796	.899
34	ALEX LYON	3	135	3.56	1	1	0	0	0	8	73	.890



# 2019-20 PHILADELPHIA FLYERS

## GAME-BY-GAME RESULTS: OVERALL

#	DATE	H/R	OPP	RES	GF	GA	PTS	REC	PHI SCORERS	W. GOALTENDER	W. GOALSCORER	ATT
1	10/4/19	H	CHI	W	4	3	2	1-0-0	11,23p,11,12	79 C. Hart	12 M. Raffl	17,463
2	10/9/19	H	NJD	W	4	0	4	2-0-0	9p,13p,14,11	79 C. Hart	9 I. Provorov	19,658
3	10/12/19	R	VAN	L SO	2	5	2	2-0-1	81,23p	25 J. Markstrom	70 T. Pearson	18,652
4	10/15/19	R	CGY	L	1	3	5	2-1-1	15	33 D. Rittich	88 A. Mangiapane	17,771
5	10/16/19	R	EDM	L	3	6	5	2-2-1	93p,23,93p	19 M. Koskinen	93 R. Nugent-Hopkins	17,107
6	10/19/19	H	DAL	L	1	4	5	2-3-1	14	30 B. Bishop	23 E. Lindell	18,003
7	10/21/19	H	VKG	W	6	2	7	3-3-1	11p,13,12, 15p,23,12	37 B. Elliott	12 M. Raffl	16,780
8	10/24/19	R	CHI	W	4	1	9	4-3-1	23,28,13,25	37 B. Elliott	28 C. Giroux	21,315
9	10/26/19	H	CBJ	W	7	4	11	5-3-1	93,25p,53, 25,13s,12,11p	37 B. Elliott	13 K. Hayes	17,840
10	10/27/19	R	NYI	L	3	5	11	5-4-1	93,11,28	40 S. Varlamov	6 R. Pulock	12,055
11	10/29/19	R	PIT	L	1	7	11	5-5-1	23	30 M. Murray	9 I. McCann	18,560
12	11/1/19	R	NJD	W SO	3	3	13	6-5-1	23,14,49	79 C. Hart	14 S. Couturier	14,624
13	11/2/19	H	TOR	L SO	3	3	14	6-5-2	9p,28p,6	31 F. Andersen	18 A. Johansson	18,441
14	11/5/19	H	CAR	W	4	1	16	7-5-2	14p,11,49,28	79 C. Hart	11 T. Konecny	16,172
15	11/7/19	H	MTL	W OT	3	2	18	8-5-2	5,25,14	79 C. Hart	14 S. Couturier	16,788
16	11/9/19	R	TOR	W SO	2	2	20	9-5-2	5,23p	37 B. Elliott	14 S. Couturier	19,279
17	11/10/19	R	BOS	W SO	2	2	22	10-5-2	11,5	79 C. Hart	49 J. Farabee	17,193
18	11/13/19	H	WSH	L SO	1	1	23	10-5-3	28p	70 B. Holtby	92 E. Kuznetsov	18,159
19	11/15/19	R	OTT	L	1	2	23	10-6-3	18	31 A. Nilsson	78 F. Chlapik	10,664
20	11/16/19	H	NYI	L SO	3	3	24	10-6-4	14,9p,23	1 T. Greiss	7 J. Eberle	19,023
21	11/19/19	R	FLA	L	2	5	24	10-7-4	6,48	72 S. Bobrovsky	16 A. Barkov	11,515
22	11/21/19	R	CAR	W	5	3	26	11-7-4	28,9p,48s, 28,13	37 B. Elliott	28 C. Giroux	14,734
23	11/23/19	H	CGY	L SO	2	2	27	11-7-5	93,13	33 D. Rittich	19 M. Tkachuk	17,198
24	11/25/19	H	VAN	W	2	1	29	12-7-5	14,93	79 C. Hart	93 J. Voracek	17,083
25	11/27/19	R	CBJ	W	3	2	31	13-7-5	18,21,28p	37 B. Elliott	28 C. Giroux	14,975
26	11/29/19	H	DET	W	6	1	33	14-7-5	21,53p,14, 13,23,25	79 C. Hart	53 S. Gostisbehere	18,566
27	11/30/19	R	MTL	W OT	4	3	35	15-7-5	23,13,11,9	37 B. Elliott	9 I. Provorov	21,213
28	12/3/19	H	TOR	W	6	1	37	16-7-5	21,28,11,49,53,25	79 C. Hart	28 C. Giroux	15,811
29	12/5/19	H	ARI	L	1	3	37	16-8-5	15	35 D. Kuemper	83 C. Garland	17,440
30	12/7/19	H	OTT	W	4	3	39	17-8-5	11,53,9,21	79 C. Hart	21 S. Laughton	18,031
31	12/11/19	R	COL	L	1	3	39	17-9-5	28	39 P. Francouz	96 M. Rantanen	17,905
32	12/14/19	R	MIN	L	1	4	39	17-10-5	25	32 A. Stalock	12 E. Staal	17,140
33	12/15/19	R	WPG	L	3	7	39	17-11-5	15p,25,53	37 C. Hellebuyck	55 M. Scheifele	15,325
34	12/17/19	H	ANA	W	4	1	41	18-11-5	28,72,93,14	79 C. Hart	72 D. Kase	18,449
35	12/19/19	H	BUF	W	6	1	43	19-11-5	24,25,15p, 9p,18,25p	79 C. Hart	25 J. van Riemsdyk	18,124
36	12/21/19	R	OTT	W SO	4	4	45	20-11-5	13p,25,93,25	37 B. Elliott	14 S. Couturier	11,203
37	12/23/19	H	NYR	W	5	1	47	21-11-5	6,13,6,13,62p	79 C. Hart	13 K. Hayes	19,776
38	12/28/19	R	SJS	L	1	6	47	21-12-5	9p	31 M. Jones	46 J. Kellman	16,819
39	12/29/19	R	ANA	W OT	2	1	49	22-12-5	14,13	37 B. Elliott	13 K. Hayes	16,238
40	12/31/19	R	LAK	L	3	5	49	22-13-5	61,28p,21	32 J. Quick	9 A. Kempe	17,982
41	1/2/20	R	VKG	L	4	5	49	22-14-5	28,11,14,14p	29 M. Fleury	9 C. Glass	18,415
42	1/4/20	R	ARI	L	2	6	49	22-15-5	18,61	32 A. Raanta	9 C. Keller	17,125
43	1/7/20	R	CAR	L OT	4	5	50	22-15-6	11,12,62,6	47 J. Reimer	19 D. Hamilton	15,072
44	1/8/20	H	WSH	W	3	2	52	23-15-6	11,8,13s	79 C. Hart	13 K. Hayes	18,595
45	1/11/20	H	TBL	L	0	1	52	23-16-6		88 A. Vasilevskiy	14 P. Maroon	19,866
46	1/13/20	H	BOS	W SO	5	5	54	24-16-6	13p,6,12,82,6	79 C. Hart	11 T. Konecny	19,246
47	1/15/20	R	STL	W OT	4	3	56	25-16-6	18,12,11p,93	37 B. Elliott	93 J. Voracek	18,096
48	1/16/20	H	MTL	L	1	4	56	25-17-6	49	34 A. Lyon	17 I. Kovalchuk	17,377
49	1/18/20	H	LAK	W	4	1	58	26-17-6	11,11,49p,25p	37 B. Elliott	11 T. Konecny	19,602
50	1/21/20	H	PIT	W	3	0	60	27-17-6	93,25,61	37 B. Elliott	93 J. Voracek	19,120
51	1/31/20	R	PIT	L OT	3	4	61	27-17-7	93p,18,21	37 B. Elliott	87 S. Crosby	18,647
52	2/1/20	H	COL	W	6	3	63	28-17-7	15,13p,49, 49,13s,21	34 A. Lyon	49 J. Farabee	19,745
53	2/3/20	R	DET	W	3	0	65	29-17-7	21,13s,15s	37 B. Elliott	21 S. Laughton	17,526
54	2/6/20	H	NJD	L	0	5	65	29-18-7		29 M. Blackwood	20 B. Coleman	19,070
55	2/8/20	R	WSH	W	7	2	67	30-18-7	14p,12,14, 25,62,11,28p	37 B. Elliott	14 S. Couturier	18,573
56	2/10/20	H	FLA	W	4	1	69	31-18-7	9,25,6,28s	79 C. Hart	25 J. van Riemsdyk	17,867
57	2/11/20	R	NYI	L	3	5	69	31-19-7	11,8,14	40 S. Varlamov	6 R. Pulock	12,228
58	2/13/20	R	FLA	W	6	2	71	32-19-7	25,18,62, 21,14,8p	79 C. Hart	62 N. Aube-Kubel	15,556
59	2/15/20	R	TBL	L	3	5	71	32-20-7	9p,25p,28	88 A. Vasilevskiy	21 B. Point	19,092
60	2/18/20	H	CBJ	W	5	1	73	33-20-7	13,14,5,11,93p	79 C. Hart	14 S. Couturier	18,273
61	2/20/20	R	CBJ	W	4	3	75	34-20-7	11,62,28p,13	37 B. Elliott	13 K. Hayes	18,365
62	2/22/20	H	WPG	W	4	2	77	35-20-7	21,214,18	79 C. Hart	14 S. Couturier	19,870
63	2/25/20	H	SJS	W	4	2	79	36-20-7	62p,13,11,13	79 C. Hart	11 T. Konecny	18,290
64	2/28/20	H	NYR	W	5	2	81	37-20-7	14,25,28,28p,13	79 C. Hart	28 C. Giroux	19,581
65	3/1/20	R	NYR	W	5	3	83	38-20-7	15p,14p,12s, 38,11p	79 C. Hart	38 D. Grant	18,006
66	3/4/20	R	WSH	W	5	2	85	39-20-7	11p,13,18,9,21	37 B. Elliott	18 T. Pitlick	18,573
67	3/5/20	H	CAR	W	4	1	87	40-20-7	9,12,62,14	79 C. Hart	12 M. Raffl	18,900
68	3/7/20	H	BUF	W	3	1	89	41-20-7	28,28,49	79 C. Hart	28 C. Giroux	19,781
69	3/10/20	H	BOS	L	0	2	89	41-21-7		40 T. Rask	48 M. Grzelcyk	19,689



# 2019-20 PHILADELPHIA FLYERS

## GAME-BY-GAME RESULTS: HOME

#	DATE	H/R	OPP	RES	GF	GA	PTS	REC	PHI SCORERS	W. GOALTENDER	W. GOALSCORER	ATT	
1	10/4/2019	H	CHI	W	4	3	2	1-0-0	11,23p,11,12	79 C. Hart	12 M. Raffl	17,463	
2	10/9/2019	H	NJD	W	4	0	4	2-0-0	9p,13p,14,11	79 C. Hart	9 I. Provorov	19,658	
6	10/19/2019	H	DAL	L	1	4	5	2-3-1	14	30 B. Bishop	23 E. Lindell	18,003	
7	10/21/2019	H	VKG	W	6	2	7	3-3-1	11p,13,12,15p,23,12	37 B. Elliott	12 M. Raffl	16,780	
9	10/26/2019	H	CBJ	W	7	4	11	5-3-1	93,25p,53,25,13s, 12,11p	37 B. Elliott	13 K. Hayes	17,840	
13	11/2/2019	H	TOR	L	SO	3	3	14	6-5-2	9p,28p,6	31 F. Andersen	18 A. Johnsson	18,441
14	11/5/2019	H	CAR	W	4	1	16	7-5-2	14p,11,49,28	79 C. Hart	11 T. Konecny	16,172	
15	11/7/2019	H	MTL	W	OT	3	2	18	8-5-2	5,25,14	79 C. Hart	14 S. Couturier	16,788
18	11/13/2019	H	WSH	L	SO	1	1	23	10-5-3	28p	70 B. Holtby	92 E. Kuznetsov	18,159
20	11/16/2019	H	NYI	L	SO	3	3	24	10-6-4	14,9p,23	1 T. Greiss	7 J. Eberle	19,023
23	11/23/2019	H	CGY	L	SO	2	2	27	11-7-5	93,13	33 D. Rittich	19 M. Tkachuk	17,198
24	11/25/2019	H	VAN	W	2	1	29	12-7-5	14,93	79 C. Hart	93 J. Voracek	17,083	
26	11/29/2019	H	DET	W	6	1	33	14-7-5	21,53p,14,13,23,25	79 C. Hart	53 S. Gostisbehere	18,566	
28	12/3/2019	H	TOR	W	6	1	37	16-7-5	21,28,11,49,53,25	79 C. Hart	28 C. Giroux	15,811	
29	12/5/2019	H	ARI	L	1	3	37	16-8-5	15	35 D. Kuemper	83 C. Garland	17,440	
30	12/7/2019	H	OTT	W	4	3	39	17-8-5	11,53,9,21	79 C. Hart	21 S. Laughton	18,031	
34	12/17/2019	H	ANA	W	4	1	41	18-11-5	28,72,93,14	79 C. Hart	72 D. Kase	18,449	
35	12/19/2019	H	BUF	W	6	1	43	19-11-5	24,25,15p,9p,18,25p	79 C. Hart	25 J. van Riemsdyk	18,124	
37	12/23/2019	H	NYR	W	5	1	47	21-11-5	6,13,6,13,62p	79 C. Hart	13 K. Hayes	19,776	
44	1/8/2020	H	WSH	W	3	2	52	23-15-6	11,8,13s	79 C. Hart	13 K. Hayes	18,595	
45	1/11/2020	H	TBL	L	0	1	52	23-16-6		88 A. Vasilevskiy	14 P. Maroon	19,866	
46	1/13/2020	H	BOS	W	SO	5	5	54	24-16-6	13p,6,12,82,6	79 C. Hart	11 T. Konecny	19,246
48	1/16/2020	H	MTL	L	1	4	56	25-17-6	49	34 A. Lyon	17 I. Kovalchuk	17,377	
49	1/18/2020	H	LAK	W	4	1	58	26-17-6	11,11,49p,25p	37 B. Elliott	11 T. Konecny	19,602	
50	1/21/2020	H	PIT	W	3	0	60	27-17-6	93,25,61	37 B. Elliott	93 J. Voracek	19,120	
52	2/1/2020	H	COL	W	6	3	63	28-17-7	15,13p,49,49,13s,21	34 A. Lyon	49 J. Farabee	19,745	
54	2/6/2020	H	NJD	L	0	5	65	29-18-7		29 M. Blackwood	20 B. Coleman	19,070	
56	2/10/2020	H	FLA	W	4	1	69	31-18-7	9,25,6,28s	79 C. Hart	25 J. van Riemsdyk	17,867	
60	2/18/2020	H	CBJ	W	5	1	73	33-20-7	13,14,5,11,93p	79 C. Hart	14 S. Couturier	18,273	
62	2/22/2020	H	WPG	W	4	2	77	35-20-7	21,21,14,18	79 C. Hart	14 S. Couturier	19,870	
63	2/25/2020	H	SJS	W	4	2	79	36-20-7	62p,13,11,13	79 C. Hart	11 T. Konecny	18,290	
64	2/28/2020	H	NYR	W	5	2	81	37-20-7	14,25,28,28p,13	79 C. Hart	28 C. Giroux	19,581	
67	3/5/2020	H	CAR	W	4	1	87	40-20-7	9,12,62,14	79 C. Hart	12 M. Raffl	18,900	
68	3/7/2020	H	BUF	W	3	1	89	41-20-7	28,28,49	79 C. Hart	28 C. Giroux	19,781	
69	3/10/2020	H	BOS	L	0	2	89	41-21-7		40 T. Rask	48 M. Grzelcyk	19,689	



# 2019-20 PHILADELPHIA FLYERS

## GAME-BY-GAME RESULTS: AWAY

#	DATE	H/R	OPP	RES	GF	GA	PTS	REC	PHI SCORERS	W. GOALTENDER	W. GOALSCORER	ATT
3	10/12/2019	R	VAN	L SO	2	2	5	2-0-1	81,23p	25 J. Markstrom	70 T. Pearson	18,652
4	10/15/2019	R	CGY	L	1	3	5	2-1-1	15	33 D. Rittich	88 A. Mangiapane	17,771
5	10/16/2019	R	EDM	L	3	6	5	2-2-1	93p,23,93p	19 M. Koskinen	93 R. Nugent-Hopkins	17,107
8	10/24/2019	R	CHI	W	4	1	9	4-3-1	23,28,13,25	37 B. Elliott	28 C. Giroux	21,315
10	10/27/2019	R	NYI	L	3	5	11	5-4-1	93,11,28	40 S. Varlamov	6 R. Pulock	12,055
11	10/29/2019	R	PIT	L	1	7	11	5-5-1	23	30 M. Murray	19 J. McCann	18,560
12	11/1/2019	R	NJD	W SO	3	3	13	6-5-1	23,14,49	79 C. Hart	14 S. Couturier	14,624
16	11/9/2019	R	TOR	W SO	2	2	20	9-5-2	5,23p	37 B. Elliott	14 S. Couturier	19,279
17	11/10/2019	R	BOS	W SO	2	2	22	10-5-2	11,5	79 C. Hart	49 J. Farabee	17,193
19	11/15/2019	R	OTT	L	1	2	23	10-6-3	18	31 A. Nilsson	78 F. Chlapik	10,664
21	11/19/2019	R	FLA	L	2	5	24	10-7-4	6,48	72 S. Bobrovsky	16 A. Barkov	11,515
22	11/21/2019	R	CAR	W	5	3	26	11-7-4	28,9p,48s,28,13	37 B. Elliott	28 C. Giroux	14,734
25	11/27/2019	R	CBJ	W	3	2	31	13-7-5	18,21,28p	37 B. Elliott	28 C. Giroux	14,975
27	11/30/2019	R	MTL	W OT	4	3	35	15-7-5	23,13,11,9	37 B. Elliott	9 I. Provorov	21,213
31	12/11/2019	R	COL	L	1	3	39	17-9-5	28	39 P. Francouz	96 M. Rantanen	17,905
32	12/14/2019	R	MIN	L	1	4	39	17-10-5	25	32 A. Stalock	12 E. Staal	17,140
33	12/15/2019	R	WPG	L	3	7	39	17-11-5	15p,25,53	37 C. Hellebuyck	55 M. Scheifele	15,325
36	12/21/2019	R	OTT	W SO	4	4	45	20-11-5	13p,25,93,25	37 B. Elliott	14 S. Couturier	11,203
38	12/28/2019	R	SJS	L	1	6	47	21-12-5	9p	31 M. Jones	46 J. Kellman	16,819
39	12/29/2019	R	ANA	W OT	2	1	49	22-12-5	14,13	37 B. Elliott	13 K. Hayes	16,238
40	12/31/2019	R	LAK	L	3	5	49	22-13-5	61,28p,21	32 J. Quick	9 A. Kempe	17,982
41	1/2/2020	R	VGK	L	4	5	49	22-14-5	28,11,14,14p	29 M. Fleury	9 C. Glass	18,415
42	1/4/2020	R	ARI	L	2	6	49	22-15-5	18,61	32 A. Raanta	9 C. Keller	17,125
43	1/7/2020	R	CAR	L OT	4	5	50	22-15-6	11,12,62,6	47 J. Reimer	19 D. Hamilton	15,072
47	1/15/2020	R	STL	W OT	4	3	56	25-16-6	18,12,11p,93	37 B. Elliott	93 J. Voracek	18,096
51	1/31/2020	R	PIT	L OT	3	4	61	27-17-7	93p,18,21	37 B. Elliott	87 S. Crosby	18,647
53	2/3/2020	R	DET	W	3	0	65	29-17-7	21,13s,15s	37 B. Elliott	21 S. Laughton	17,526
55	2/8/2020	R	WSH	W	7	2	67	30-18-7	14p,12,14,25,62, 11, 28p	37 B. Elliott	14 S. Couturier	18,573
57	2/11/2020	R	NYI	L	3	5	69	31-19-7	11,8,14	40 S. Varlamov	6 R. Pulock	12,228
58	2/13/2020	R	FLA	W	6	2	71	32-19-7	25,18,62,21,14,8p	79 C. Hart	62 N. Aube-Kubel	15,556
59	2/15/2020	R	TBL	L	3	5	71	32-20-7	9p,25p,28	88 A. Vasilevskiy	21 B. Point	19,092
61	2/20/2020	R	CBJ	W	4	3	75	34-20-7	11,62,28p,13	37 B. Elliott	13 K. Hayes	18,365
65	3/1/2020	R	NYR	W	5	3	83	38-20-7	15p,14p,12s,38,11p	79 C. Hart	38 D. Grant	18,006
66	3/4/2020	R	WSH	W	5	2	85	39-20-7	11p,13,18,9,21	37 B. Elliott	18 T. Pitlick	18,573



# vs. ANAHEIM DUCKS

- 2019-20 RESULTS -		
W	L	OTL
2	0	0

DATE	GAME NO.	FLYERS GOALSCORERS	GOALTENDERS	WINNING GOAL
12-17-19	34	ANAHEIM 1 AT FLYERS 4	HART (W)/GIBSON (L)	D.KASE
12-29-19	39	FLYERS 2 AT ANAHEIM 1 OT	ELLIOTT (W)/GIBSON (L)	K.HAYES

	GP	W	L	OT	PTS	GF	GA	SO	PPG	SHG	PIM
FLYERS	2	2	0	0	4	6	2	0	0	0	25
ANAHEIM	2	0	1	1	1	2	6	0	1	0	15

GOALS BY PERIOD:	1ST	2ND	3RD	OT	TOTAL	SHOTS BY PERIOD:	1ST	2ND	3RD	OT	TOTAL
FLYERS	1	2	2	1	6	FLYERS	21	26	15	4	66
ANAHEIM	1	1	0	0	2	ANAHEIM	24	17	26	2	69

## INDIVIDUAL SCORING:

FLYERS	GP	G	A	TP +/-	PIM	PP	SH	ANAHEIM	GP	G	A	TP +/-	PIM	PP	SH	
SEAN COUTURIER	2	2	1	3	3	0	0	ERIK GUDBRANSON	2	1	0	1	-1	2	0	0
CLAUDE GIROUX	2	1	2	3	3	2	0	RICKARD RAKELL	1	1	0	1	-1	0	1	0
JAKUB VORACEK	2	1	2	3	4	0	0	HAMPUS LINDHOLM	2	0	1	1	-2	4	0	0
DAVID KASE	1	1	0	1	2	0	0	JAKOB SILFVERBERG	2	0	1	1	-2	0	0	0
KEVIN HAYES	2	1	0	1	0	2	0	ADAM HENRIQUE	2	0	1	1	0	0	0	0
MORGAN FROST	1	0	1	1	2	0	0	MAX JONES	1	0	0	0	0	0	0	0
IVAN PROVOROV	2	0	1	1	1	0	0	JOSH MANSON	2	0	0	0	-1	2	0	0
TRAVIS KONECNY	2	0	1	1	1	2	0	CAM FOWLER	2	0	0	0	-2	0	0	0
TRAVIS SANHEIM	2	0	1	1	2	0	0	NICOLAS DESLAURIERS	2	0	0	0	0	5	0	0
CHRIS STEWART	1	0	0	0	0	7	0	MICHAEL DEL ZOTTO	1	0	0	0	-2	0	0	0
JUSTIN BRAUN	2	0	0	0	2	0	0	TROY TERRY	1	0	0	0	-1	0	0	0
MATT NISKANEN	2	0	0	0	0	4	0	JACOB LARSSON	2	0	0	0	-2	0	0	0
ANDY ANDREOFF	2	0	0	0	0	0	0	MAX COMTOIS	2	0	0	0	-2	0	0	0
SHAYNE GOSTISBEHERE	2	0	0	0	2	0	0	RYAN GETZLAF	2	0	0	0	-2	0	0	0
ROBERT HAGG	2	0	0	0	2	0	0	ISAC LUNDESTROM	1	0	0	0	-1	0	0	0
JOEL FARABEE	1	0	0	0	0	0	0	DEVIN SHORE	2	0	0	0	0	0	0	0
JAMES VAN RIEMSDYK	2	0	0	0	-1	0	0	SAM CARRICK	1	0	0	0	0	0	0	0
TYLER PITLICK	1	0	0	0	0	0	0	SAM STEEL	2	0	0	0	-2	0	0	0
MIKHAIL VOROBYEV	2	0	0	0	0	4	0	CARTER ROWNEY	2	0	0	0	0	0	0	0
MICHAEL RAFFL	1	0	0	0	0	0	0	KORBINIAN HOLZER	1	0	0	0	0	0	0	0
NICOLAS AUBE-KUBEL	2	0	0	0	0	4	0	ONDREJ KASE	2	0	0	0	-2	2	0	0
								DEREK GRANT	1	0	0	0	-1	0	0	0

## GOALTENDING RECORD:

FLYERS	GP	MIN	GA	AVG	EN	SO	W	L	OT	SHOTS	SAVE %
BRIAN ELLIOT	1	64	1	0.94	0	0	1	0	0	28	.964
CARTER HART	1	60	1	1.00	0	0	1	0	0	41	.976
TEAM TOTALS	2	124	2	0.97	0	0	2	0	0	69	.971

ANAHEIM	GP	MIN	GA	AVG	EN	SO	W	L	OT	SHOTS	SAVE %
JOHN GIBSON	2	121	5	2.47	1	0	0	1	1	65	.923
TEAM TOTALS	2	121	5	2.47	1	0	0	1	1	65	.923

## POWER PLAY:

FLYERS	0	FOR	4	00.0%	ANAHEIM	1	FOR	9	11.1%
HOME	0	FOR	2	00.0%	HOME	0	FOR	4	00.0%
AWAY	0	FOR	2	00.0%	AWAY	1	FOR	5	20.0%

## PENALTY KILLING

FLYERS	8	FOR	9	88.9%	ANAHEIM	4	FOR	4	100.0%
HOME	4	FOR	5	80.0%	HOME	2	FOR	2	100.0%
AWAY	4	FOR	4	100.0%	AWAY	2	FOR	2	100.0%



# vs. ARIZONA COYOTES

## - 2019-20 RESULTS -

W	L	OTL
0	2	0

DATE	GAME NO.	FLYERS GOALSCORERS	GOALTENDERS	WINNING GOAL
12-5-19	29	ARIZONA 3 AT FLYERS 1	ELLIOTT (L)/KUEMPER (W)	C.GARLAND
1-4-20	42	FLYERS 2 AT ARIZONA 6	HART, ELLIOTT (L)/RAANTA, HILL (W)	C.KELLER

	GP	W	L	OT	PTS	GF	GA	SO	PPG	SHG	PIM
FLYERS	2	0	0	0	0	3	9	0	0	0	20
ARIZONA	2	2	0	0	4	9	3	0	3	1	16

GOALS BY PERIOD:	1ST	2ND	3RD	OT	TOTAL	SHOTS BY PERIOD:	1ST	2ND	3RD	OT	TOTAL
FLYERS	0	0	3	0	3	FLYERS	15	20	23	0	58
ARIZONA	4	1	4	0	9	ARIZONA	17	10	13	0	40

### INDIVIDUAL SCORING:

FLYERS	GP	G	A	TP	+/-	PIM	PP	SH	ARIZONA	GP	G	A	TP	+/-	PIM	PP	SH
SEAN COUTURIER	2	0	2	2	1	2	0	0	CLAYTON KELLER	2	2	2	4	2	0	1	0
TYLER PITLICK	2	1	0	1	0	0	0	0	PHIL KESSEL	2	2	1	3	-1	2	2	0
MATT NISKANEN	2	1	0	1	-2	0	0	0	DEREK STEPAN	2	1	1	2	0	0	0	1
JUSTIN BRAUN	2	1	0	1	1	0	0	0	JAKOB CHYCHRUN	2	0	2	2	4	4	0	0
SHAYNE GOSTISBEHERE	2	0	1	1	-1	0	0	0	NICK SCHMALTZ	2	0	2	2	3	2	0	0
JAKUB VORACEK	2	0	1	1	-1	0	0	0	JORDAN OESTERLE	2	1	0	1	1	2	0	0
MICHAEL RAFFL	1	0	0	0	-3	0	0	0	BRAD RICHARDSON	2	1	0	1	2	0	0	0
SCOTT LAUGHTON	2	0	0	0	-2	4	0	0	LAWSON CROUSE	2	1	0	1	0	0	0	0
CLAUDE GIROUX	2	0	0	0	0	6	0	0	CONOR GARLAND	2	1	0	1	-1	0	0	0
ANDY ANDREOFF	1	0	0	0	0	0	0	0	OLIVER EKMAN-LARSSON	2	0	1	1	-2	0	0	0
OSKAR LINDBLOM	1	0	0	0	1	0	0	0	ILYA LYUBUSHKIN	2	0	1	1	0	0	0	0
ROBERT HAGG	1	0	0	0	0	0	0	0	ALEX GOLIGOSKI	2	0	1	1	3	0	0	0
KEVIN HAYES	2	0	0	0	-2	2	0	0	CARL SODERBERG	2	0	1	1	2	0	0	0
MORGAN FROST	1	0	0	0	-1	0	0	0	CHRISTIAN DVORAK	2	0	1	1	-1	2	0	0
JAMES VAN RIEMSDYK	2	0	0	0	-1	0	0	0	VINNIE HINOSTROZA	2	0	1	1	2	4	0	0
JOEL FARABEE	2	0	0	0	0	0	0	0	TAYLOR HALL	1	0	1	1	-1	0	0	0
PHILIPPE MYERS	2	0	0	0	0	2	0	0	CHRISTIAN FISCHER	2	0	0	0	1	0	0	0
IVAN PROVOROV	2	0	0	0	-3	0	0	0	JASON DEMERS	2	0	0	0	0	0	0	0
TRAVIS KONECNY	2	0	0	0	-2	2	0	0	MICHAEL GRABNER	1	0	0	0	0	0	0	0
NICOLAS AUBE-KUBEL	1	0	0	0	1	0	0	0									
TRAVIS SANHEIM	2	0	0	0	-1	2	0	0									

### GOALTENDING RECORD:

FLYERS	GP	MIN	GA	AVG	EN	SO	W	L	OT	SHOTS	SAVE %
BRIAN ELLIOTT	1	100	4	2.39	2	0	0	1	0	26	.846
CARTER HART	1	16	3	11.08	0	0	0	1	0	12	.750
TEAM TOTALS	2	116	7	3.62	2	0	0	2	0	38	.816

BOSTON	GP	MIN	GA	AVG	EN	SO	W	L	OT	SHOTS	SAVE %
ADIN HILL	1	20	2	6.00	0	0	0	0	0	12	.833
DARCY KUEMPER	1	60	1	1.00	0	0	1	0	0	29	.966
ANTTI RAANTA	1	40	0	0.00	0	0	1	0	0	17	1.000
TEAM TOTALS	2	120	3	1.50	0	0	2	0	0	58	.948

### POWER PLAY:

FLYERS	0	FOR	7	00.0%	ARIZONA	3	FOR	9	33.3%
HOME	0	FOR	3	00.0%	HOME	1	FOR	5	20.0%
AWAY	0	FOR	4	00.0%	AWAY	2	FOR	4	50.0%

### PENALTY KILLING

FLYERS	6	FOR	9	66.7%	ARIZONA	7	FOR	7	100.0%
HOME	2	FOR	4	50.0%	HOME	4	FOR	4	100.0%
AWAY	4	FOR	5	80.0%	AWAY	3	FOR	3	100.0%



# vs. BOSTON BRUINS

- 2019-20 RESULTS -		
W	L	OTL
2	1	0

DATE	GAME NO.	FLYERS GOALSCORERS	GOALTENDERS	WINNING GOAL
11-10-19	17	FLYERS 3 AT BOSTON 2 SO	11,5	J.FARABEE
1-13-20	46	BOSTON 5 AT FLYERS 6 SO	13P6,14,82,6	T.KONECNY
3-10-20	69	BOSTON 2 AT FLYERS 0	HART (L)/ RASK (W)	M.GRZELCYK

	GP	W	L	OT	PTS	GF	GA	SO	PPG	SHG	PIM
FLYERS	3	2	1	0	4	7	9	0	1	0	18
BOSTON	3	1	0	2	4	9	7	1	2	0	20

GOALS BY PERIOD:	1ST	2ND	3RD	OT	TOTAL	SHOTS BY PERIOD:	1ST	2ND	3RD	OT	TOTAL
FLYERS	3	3	1	0	7	FLYERS	38	33	27	6	104
BOSTON	2	4	3	0	9	BOSTON	27	17	40	4	88

## INDIVIDUAL SCORING:

FLYERS	GP	G	A	TP	+/-	PIM	PP	SH	BOSTON	GP	G	A	TP	+/-	PIM	PP	SH
SEAN COUTURIER	3	1	4	5	3	0	0	0	DAVID KREJCI	3	2	1	3	2	0	1	0
TRAVIS KONECNY	3	1	2	3	0	0	0	0	DANTON HEINEN	2	1	2	3	2	0	0	0
TRAVIS SANHEIM	3	2	0	2	2	0	0	0	CHARLIE COYLE	3	1	2	3	1	0	0	0
PHILIPPE MYERS	2	1	1	2	3	0	0	0	BRAD MARCHAND	3	1	2	3	0	4	0	0
JAKUB VORACEK	3	0	2	2	2	0	0	0	MATT GRZELCYK	3	1	1	2	-1	0	1	0
KEVIN HAYES	3	1	0	1	-3	0	1	0	ANDERS BJORK	2	1	1	2	1	2	0	0
CONNOR BUNNAMAN	1	1	0	1	1	0	0	0	PATRICE BERGERON	3	1	1	2	2	4	0	0
MARK FRIEDMAN	1	0	1	1	0	2	0	0	DAVID PASTRNAK	3	1	1	2	1	2	0	0
ROBERT HAGG	2	0	1	1	0	0	0	0	ZDENO CHARA	3	0	2	2	3	0	0	0
JAMES VAN RIEMSDYK	2	0	1	1	-3	0	0	0	JAKE DEBRUSK	2	0	2	2	0	0	0	0
OSKAR LINDBLOM	1	0	1	1	2	2	0	0	BRANDON CARLO	2	0	1	1	-2	0	0	0
CARSEN TWARYNSKI	1	0	0	0	0	0	0	0	JEREMY LAUZZON	1	0	0	0	0	0	0	0
SHAYNE GOSTISBEHERE	2	0	0	0	-2	0	0	0	ONDREJ KASE	1	0	0	0	1	0	0	0
TYLER PITLICK	3	0	0	0	-1	0	0	0	NICK RITCHIE	1	0	0	0	0	0	0	0
JUSTIN BRAUN	2	0	0	0	-1	2	0	0	CONNOR CLIFTON	2	0	0	0	-1	0	0	0
MATT NISKANEN	3	0	0	0	-2	2	0	0	JOHN MOORE	2	0	0	0	0	0	0	0
JOEL FARABEE	3	0	0	0	0	4	0	0	BRETT RITCHIE	1	0	0	0	0	0	0	0
MICHAEL RAFFL	3	0	0	0	1	2	0	0	ZACH SENYSHYN	1	0	0	0	0	0	0	0
ANDY ANDREOFF	1	0	0	0	0	0	0	0	PAR LINDHOLM	2	0	0	0	0	0	0	0
SCOTT LAUGHTON	2	0	0	0	-1	2	0	0	SEAN KURALY	3	0	0	0	-3	0	0	0
DEREK GRANT	1	0	0	0	0	0	0	0	CHRIS WAGNER	3	0	0	0	-2	4	0	0
CLAUDE GIROUX	3	0	0	0	-4	0	0	0	CHARLIE MCAVOY	3	0	0	0	4	0	0	0
NATE THOMPSON	1	0	0	0	0	0	0	0	TOREY KRUG	2	0	0	0	-1	2	0	0
IVAN PROVOROV	3	0	0	0	-2	2	0	0	JOAKIM NORDSTROM	3	0	0	0	-1	0	0	0
NICOLAS AUBE-KUBEL	2	0	0	0	-1	0	0	0									

## GOALTENDING RECORD:

FLYERS	GP	MIN	GA	AVG	EN	SO	W	L	OT	SHOTS	SAVE %
CARTER HART	3	187	9	2.88	0	0	2	1	0	88	.898
TEAM TOTALS	3	187	9	2.88	0	0	2	1	0	88	.898

BOSTON	GP	MIN	GA	AVG	EN	SO	W	L	OT	SHOTS	SAVE %
JAROSLAV HALAK	2	130	7	3.23	0	0	0	0	2	68	.897
TUUKKA RASK	1	60	0	0.00	0	1	1	0	0	36	1.000
TEAM TOTALS	3	190	7	2.21	0	1	1	0	2	104	.933

## POWER PLAY:

FLYERS	1	FOR	8	12.5%	BOSTON	2	FOR	7	28.6%
HOME	1	FOR	6	16.7%	HOME	0	FOR	2	00.0%
AWAY	0	FOR	2	00.0%	AWAY	2	FOR	5	40.0%

## PENALTY KILLING

FLYERS	5	FOR	7	71.4%	BOSTON	7	FOR	8	87.5%
HOME	3	FOR	5	60.0%	HOME	2	FOR	2	100.0%
AWAY	2	FOR	2	100.0%	AWAY	5	FOR	6	83.3%





# vs. BUFFALO SABRES

- 2019-20 RESULTS -		
W	L	OTL
2	0	0

DATE	GAME NO.	FLYERS GOALSCORERS	GOALTENDERS	WINNING GOAL
12-19-19	35	24,25,15P9P18,25P	HART (W)/ HUTTON (L)	C.GIROUX
3-7-20	68	28,28,49	HART (W)/ HUTTON (L)	J.VAN RIEMSDYK

	GP	W	L	OT	PTS	GF	GA	SO	PPG	SHG	PIM
FLYERS	2	2	0	0	4	9	2	0	3	0	14
BUFFALO	2	0	2	0	0	2	9	0	0	0	18

GOALS BY PERIOD: 1ST					2ND	3RD	OT	TOTAL	SHOTS BY PERIOD: 1ST					2ND	3RD	OT	TOTAL
FLYERS	3	4	2	0	9	FLYERS	18	21	14	0	53						
BUFFALO	7	1	1	0	2	BUFFALO	18	15	23	0	56						

## INDIVIDUAL SCORING:

FLYERS	GP	G	A	TP	+/-	PIM	PP	SH	BUFFALO	GP	G	A	TP	+/-	PIM	PP	SH
TRAVIS KONECNY	2	0	3	3	2	2	0	0	VICTOR OLOFSSON	2	1	1	2	0	0	1	0
JAKUB VORACEK	2	0	3	3	1	2	0	0	MARCUS JOHANSSON	2	0	2	2	0	0	0	0
JAMES VAN RIEMSDYK	1	2	0	2	2	0	1	0	DOMINIK KAHUN	1	1	0	1	0	0	0	0
CLAUDE GIROUX	2	2	0	2	1	0	0	0	RASMUS DAHLIN	2	0	1	1	0	4	0	0
MATT NISKANEN	2	1	1	2	2	0	1	0	MICHAEL FROLIK	1	0	0	0	0	0	0	0
TRAVIS SANHEIM	2	0	2	2	2	2	0	0	HENRI JOKIHARJU	2	0	0	0	-4	0	0	0
KEVIN HAYES	2	0	2	2	1	0	0	0	BRANDON MONTOUR	2	0	0	0	-1	4	0	0
SEAN COUTURIER	2	0	2	2	1	0	0	0	JACK EICHEL	1	0	0	0	-1	0	0	0
IVAN PROVOROV	2	1	0	1	2	0	1	0	JOHAN LARSSON	2	0	0	0	-1	0	0	0
TYLER PITLICK	2	1	0	1	2	0	0	0	ZEMGUS GIRGENSONS	2	0	0	0	-1	0	0	0
MIKHAIL VOROBYEV	1	1	0	1	1	0	0	0	RASMUS ASPLUND	1	0	0	0	0	0	0	0
JOEL FARABEE	1	1	0	1	1	0	0	0	SAM REINHART	2	0	0	0	-3	0	0	0
PHILIPPE MYERS	2	0	1	1	1	2	0	0	CURTIS LAZAR	1	0	0	0	-1	0	0	0
MICHAEL RAFFL	1	0	0	0	0	0	0	0	KYLE OKPOSO	2	0	0	0	0	0	0	0
ROBERT HAGG	1	0	0	0	1	0	0	0	RASMUS RISTOLAINEN	2	0	0	0	-1	4	0	0
NICOLAS AUBE-KUBEL	2	0	0	0	0	0	0	0	JAKE MCCABE	2	0	0	0	-1	0	0	0
NATE THOMPSON	1	0	0	0	0	0	0	0	JIMMY VESEY	1	0	0	0	0	0	0	0
DEREK GRANT	1	0	0	0	0	0	0	0	COLIN MILLER	2	0	0	0	0	4	0	0
SCOTT LAUGHTON	1	0	0	0	1	4	0	0	JEFF SKINNER	2	0	0	0	-4	0	0	0
MORGAN FROST	1	0	0	0	0	2	0	0	MARCO SCANDELLA	1	0	0	0	-3	0	0	0
SHAYNE GOSTISBEHERE	1	0	0	0	1	0	0	0	CONOR SHEARY	1	0	0	0	-2	0	0	0
ANDY ANDREOFF	1	0	0	0	2	0	0	0	EVAN RODRIGUES	1	0	0	0	-2	0	0	0
JUSTIN BRAUN	2	0	0	0	1	0	0	0	WAYNE SIMMONDS	1	0	0	0	0	0	0	0
DAVID KASE	1	0	0	0	0	0	0	0									

## GOALTENDING RECORD:

FLYERS	GP	MIN	GA	AVG	EN	SO	W	L	OT	SHOTS	SAVE %
CARTER HART	2	120	2	1.00	0	0	2	0	0	56	.964
TEAM TOTALS	2	120	2	1.00	0	0	2	0	0	56	.964

BUFFALO	GP	MIN	GA	AVG	EN	SO	W	L	OT	SHOTS	SAVE %
CARTER HUTTON	2	118	9	4.59	0	0	0	2	0	53	.830
TEAM TOTALS	2	118	9	4.59	0	0	0	2	0	53	.830

## POWER PLAY:

FLYERS	3	FOR	8	37.5%	BUFFALO	1	FOR	6	16.7%
HOME	3	FOR	8	37.5%	HOME	0	FOR	0	00.0%
AWAY	0	FOR	0	00.0%	AWAY	1	FOR	6	16.7%

## PENALTY KILLING

FLYERS	5	FOR	6	83.3%	BUFFALO	5	FOR	8	62.5%
HOME	5	FOR	6	83.3%	HOME	0	FOR	0	00.0%
AWAY	0	FOR	0	00.0%	AWAY	5	FOR	8	62.5%



# vs. CALGARY FLAMES

- 2019-20 RESULTS -		
W	L	OTL
1	0	1

DATE	GAME NO.	FLYERS	FLYERS GOALSCORERS	GOALTENDERS	WINNING GOAL
10-15-19	4	FLYERS 1 AT CALGARY 3	15	ELLIOTT (L)/RITTICH (W)	A.MANGIAPANE
11-23-19	23	CALGARY 3 AT FLYERS 2 SO	93:13	HART (L)/RITTICH (W)	M.TKACHUK

	GP	W	L	OT	PTS	GF	GA	SO	PPG	SHG	PIM
FLYERS	2	0	1	1	1	3	5	0	0	0	12
CALGARY	2	2	0	0	4	5	3	0	0	0	14

GOALS BY PERIOD:	1ST	2ND	3RD	OT	TOTAL	SHOTS BY PERIOD:	1ST	2ND	3RD	OT	TOTAL
FLYERS	0	1	2	0	3	FLYERS	18	24	15	3	60
CALGARY	1	1	3	0	5	CALGARY	21	16	25	3	65

## INDIVIDUAL SCORING:

FLYERS	GP	G	A	TP	+/-	PIM	PP	SH	CALGARY	GP	G	A	TP	+/-	PIM	PP	SH
SEAN COUTURIER	2	0	2	2	0	0	0	0	ANDREW MANGIAPANE	2	2	0	2	1	0	0	0
MATT NISKANEN	2	1	0	1	0	0	0	0	ELIAS LINDHOLM	2	2	0	2	1	0	0	0
KEVIN HAYES	2	1	0	1	0	0	0	0	MICHAEL FROLIK	2	1	0	1	1	2	0	0
JAKUB VORACEK	2	1	0	1	0	0	0	0	JOHNNY GAUDREAU	2	0	1	1	0	2	0	0
TRAVIS SANHEIM	2	0	1	1	-1	2	0	0	DEREK RYAN	2	0	1	1	0	0	0	0
TRAVIS KONECNY	2	0	1	1	-2	2	0	0	MIKAEL BACKLUND	2	0	1	1	2	0	0	0
JOEL FARABEE	1	0	1	1	1	2	0	0	MARK GIORDANO	2	0	1	1	2	0	0	0
MORGAN FROST	1	0	0	0	-1	0	0	0	RASMUS ANDERSSON	2	0	1	1	-1	0	0	0
SCOTT LAUGHTON	2	0	0	0	-1	0	0	0	MILAN LUCIC	2	0	0	0	-1	0	0	0
CLAUDE GIROUX	2	0	0	0	-2	0	0	0	SEAN MONAHAN	2	0	0	0	1	0	0	0
MICHAEL RAFFL	2	0	0	0	0	0	0	0	OLIVER KYLINGTON	2	0	0	0	1	0	0	0
OSKAR LINDBLOM	2	0	0	0	0	0	0	0	MARK JANKOWSKI	2	0	0	0	0	0	0	0
SHAYNE GOSTISBEHERE	1	0	0	0	1	2	0	0	NOAH HANIFIN	2	0	0	0	-1	0	0	0
TYLER PITLICK	2	0	0	0	-2	2	0	0	ZAC RINALDO	1	0	0	0	0	2	0	0
CARSEN TWARYNSKI	1	0	0	0	0	0	0	0	BRANDON DAVIDSON	1	0	0	0	-1	0	0	0
CHRIS STEWART	1	0	0	0	0	0	0	0	SAM BENNETT	1	0	0	0	0	2	0	0
JAMES VAN RIEMSDYK	2	0	0	0	-1	0	0	0	MATTHEW TKACHUK	2	0	0	0	3	2	0	0
JUSTIN BRAUN	2	0	0	0	-1	0	0	0	DILLON DUBE	1	0	0	0	-1	0	0	0
PHILIPPE MYERS	1	0	0	0	0	0	0	0	MICHAEL STONE	1	0	0	0	1	4	0	0
IVAN PROVOROV	2	0	0	0	-2	2	0	0	AUSTIN CZARNIK	1	0	0	0	0	0	0	0
ROBERT HAGG	2	0	0	0	0	0	0	0	TRAVIS HAMONIC	1	0	0	0	0	0	0	0
									TJ BRODIE	1	0	0	0	1	0	0	0

## GOALTENDING RECORD:

FLYERS	GP	MIN	GA	AVG	EN	SO	W	L	OT	SHOTS	SAVE %
BRIAN ELLIOTT	1	58	2	2.08	1	0	0	1	0	37	.946
CARTER HART	1	65	2	1.85	0	0	0	0	1	27	.926
TEAM TOTALS	2	123	9	4.39	1	0	0	1	1	64	.859
CALGARY	GP	MIN	GA	AVG	EN	SO	W	L	OT	SHOTS	SAVE %
DAVID RITTICH	2	124	3	1.45	0	0	2	0	0	60	.950
TEAM TOTALS	2	124	3	1.45	0	0	2	0	0	60	.950

## POWER PLAY:

FLYERS	0	FOR	7	00.0%	CALGARY	0	FOR	5	00.0%
HOME	0	FOR	3	00.0%	HOME	0	FOR	2	00.0%
AWAY	0	FOR	4	00.0%	AWAY	0	FOR	3	00.0%

## PENALTY KILLING

FLYERS	5	FOR	5	100.0%	CALGARY	7	FOR	7	100.0%
HOME	3	FOR	3	100.0%	HOME	4	FOR	4	100.0%
AWAY	2	FOR	2	100.0%	AWAY	3	FOR	3	100.0%



# vs. CAROLINA HURRICANES

- 2019-20 RESULTS -		
W	L	OTL
3	0	1

DATE	GAME NO.	FLYERS GOALSCORERS	GOALTENDERS	WINNING GOAL
11-5-19	14	CAROLINA 1 AT FLYERS 4	HART (W)/MRAZEK (L)	T.KONECNY
11-21-19	22	FLYERS 5 AT CAROLINA 3	ELLIOTT (W)/MRAZEK (L)	C.GIROUX
1-7-20	43	FLYERS 4 AT CAROLINA 5 OT	ELLIOTT (L)/REIMER (W)	D.HAMILTON
3-5-20	67	CAROLINA 1 AT FLYERS 4	HART (W)/NEDELJKOVIC (L)	M.RAFFL

	GP	W	L	OT	PTS	GF	GA	SO	PPG	SHG	PIM
FLYERS	4	3	0	1	7	17	10	0	2	1	18
CAROLINA	4	1	3	0	2	10	17	0	1	0	30

GOALS BY PERIOD: 1ST					2ND	3RD	OT	TOTAL	SHOTS BY PERIOD: 1ST					2ND	3RD	OT	TOTAL
FLYERS	6	3	8	0	17	FLYERS	38	31	35	0	104						
CAROLINA	4	3	2	1	10	CAROLINA	44	44	43	1	132						

## INDIVIDUAL SCORING:

FLYERS	GP	G	A	TP +/-	PIM	PP	SH	CAROLINA	GP	G	A	TP +/-	PIM	PP	SH
CLAUDE GIROUX	4	3	5	8	3	2	0	LUCAS WALLMARK	3	3	0	3	2	0	0
TRAVIS KONECNY	4	2	3	5	2	2	0	SEBASTIAN AHO	4	1	2	3	-3	0	0
SEAN COUTURIER	4	2	1	3	2	0	1	BROCK MCGINN	4	0	3	3	2	0	0
MICHAEL RAFFL	4	2	1	3	3	0	0	JOEL EDMUNDSON	4	1	1	2	2	18	0
PHILIPPE MYERS	4	0	3	3	-1	0	0	TEUVO TERAVAINEN	4	1	1	2	-6	0	1
NICOLAS AUBE-KUBEL	2	2	0	2	2	0	0	JAKE GARDINER	4	1	1	2	-3	2	0
IVAN PROVOROV	4	2	0	2	6	4	1	DOUGIE HAMILTON	3	1	1	2	-2	0	0
KEVIN HAYES	4	1	1	2	-1	0	0	WARREN FOEGELE	4	1	1	2	-2	0	0
MORGAN FROST	1	1	1	2	0	0	1	MARTIN NECAS	4	0	2	2	0	0	0
MATT NISKANEN	4	0	2	2	6	0	0	JORDAN STAAL	4	0	2	2	-3	0	0
TYLER PITLICK	4	0	2	2	3	2	0	JUSTIN WILLIAMS	1	1	0	1	0	0	0
JAKUB VORACEK	4	0	2	2	-1	4	0	TREVOR VAN RIEMSDYK	3	0	1	1	-1	0	0
SCOTT LAUGHTON	2	0	2	2	1	0	0	BRETT PESCE	3	0	1	1	-1	0	0
JOEL FARABEE	4	1	0	1	0	4	0	ANDREI SVECHNIKOV	4	0	1	1	-5	2	0
TRAVIS SANHEIM	4	1	0	1	-1	0	0	JORDAN MARTINOOK	3	0	1	1	2	2	0
ROBERT HAGG	3	0	1	1	2	0	0	RYAN DZINGEL	4	0	1	1	-1	0	0
OSKAR LINDBLOM	2	0	1	1	1	0	0	ERIK HAULA	1	0	1	1	1	2	0
JAMES VAN RIEMSDYK	3	0	1	1	1	0	0	NINO NIEDERREITER	4	0	0	0	-3	2	0
SHAYNE GOSTISBEHERE	3	0	1	1	2	0	0	EETU LUOSTARINEN	1	0	0	0	0	0	0
DEREK GRANT	1	0	1	1	0	0	0	BRIAN GIBBONS	1	0	0	0	0	0	0
NATE THOMPSON	1	0	1	1	2	0	0	JACCOB SLAVIN	4	0	0	0	-3	0	0
MIKHAIL VOROBYEV	1	0	0	0	-1	0	0	HAYDN FLEURY	3	0	0	0	-3	0	0
GERMAN RUBTSOV	1	0	0	0	0	0	0	VINCENT TROCHECK	1	0	0	0	-3	0	0
JUSTIN BRAUN	3	0	0	0	-1	0	0	BRADY SKJEI	1	0	0	0	-2	0	0
CARSEN TWARYNSKI	1	0	0	0	0	0	0								

## GOALTENDING RECORD:

FLYERS	GP	MIN	GA	AVG	EN	SO	W	L	OT	SHOTS	SAVE %
BRIAN ELLIOTT	2	122	8	3.94	0	0	1	0	1	69	.884
CARTER HART	2	120	2	1.00	0	0	2	0	0	63	.968
TEAM TOTALS	4	242	10	2.48	0	0	3	0	1	132	.924

CAROLINA	GP	MIN	GA	AVG	EN	SO	W	L	OT	SHOTS	SAVE %
PETR MRAZEK	2	118	8	4.06	1	0	0	2	0	50	.840
ALEX NEDELJKOVIC	1	60	4	4.00	0	0	0	1	0	32	.875
JAMES REIMER	1	62	4	3.88	0	0	1	0	0	21	.810
TEAM TOTALS	4	240	16	4.00	1	0	1	3	0	103	.845

## POWER PLAY:

FLYERS	2	FOR	10	20.0%	CAROLINA	1	FOR	9	11.1%
HOME	1	FOR	5	20.0%	HOME	1	FOR	6	16.7%
AWAY	1	FOR	5	20.0%	AWAY	0	FOR	3	00.0%

## PENALTY KILLING

FLYERS	8	FOR	9	88.9%	CAROLINA	8	FOR	10	80.0%
HOME	3	FOR	3	100.0%	HOME	4	FOR	5	80.0%
AWAY	5	FOR	6	83.3%	AWAY	4	FOR	5	80.0%



# vs. CHICAGO BLACKHAWKS

- 2019-20 RESULTS -		
W	L	OTL
2	0	0

DATE	GAME NO.	FLYERS GOALSCORERS	GOALTENDERS	WINNING GOAL
10-4-19	1	CHICAGO 3 AT FLYERS 4	HART (W)/CRAWFORD (L)	M.RAFFL
10-24-19	8	FLYERS 4 AT CHICAGO 1	ELLIOTT (W)/LEHNER (L)	C.GIROUX

	GP	W	L	OT	PTS	GF	GA	SO	PPG	SHG	PIM
FLYERS	2	2	0	0	4	8	4	0	1	0	12
CHICAGO	2	0	2	0	0	4	8	0	1	0	10

GOALS BY PERIOD: 1ST					2ND	3RD	OT	TOTAL	SHOTS BY PERIOD: 1ST					2ND	3RD	OT	TOTAL
FLYERS	2	3	3	0	8	FLYERS	18	28	15	0	61						
CHICAGO	1	1	2	0	4	CHICAGO	18	8	29	0	55						

## INDIVIDUAL SCORING:

FLYERS	GP	G	A	TP	+/-	PIM	PP	SH	CHICAGO	GP	G	A	TP	+/-	PIM	PP	SH
TRAVIS KONECNY	2	2	2	4	2	0	0	0	PATRICK KANE	2	1	2	3	-2	0	0	0
OSKAR LINDBLOM	2	2	0	2	1	0	1	0	ERIK GUSTAFSSON	2	0	2	2	0	0	0	0
JAMES VAN RIEMSDYK	2	1	1	2	1	2	0	0	ALEX DEBRINCAT	2	1	0	1	0	1	0	0
SCOTT LAUGHTON	2	0	2	2	1	0	0	0	ALEX NYLANDER	2	1	0	1	0	0	0	0
CLAUDE GIROUX	2	1	0	1	2	2	0	0	BRANDON SAAD	2	1	0	1	0	0	0	0
MICHAEL RAFFL	2	1	0	1	1	0	0	0	DUNCAN KEITH	2	0	1	1	-1	0	0	0
KEVIN HAYES	2	1	0	1	1	0	0	0	ANDREW SHAW	2	0	1	1	1	0	0	0
JOEL FARABEE	1	0	1	1	1	0	0	0	KIRBY DACH	1	0	1	1	0	0	0	0
ROBERT HAGG	2	0	1	1	0	0	0	0	DENNIS GILBERT	1	0	0	0	-1	0	0	0
TRAVIS SANHEIM	2	0	1	1	3	0	0	0	CALVIN DE HAAN	1	0	0	0	-1	0	0	0
IVAN PROVOROV	2	0	1	1	2	4	0	0	DOMINIK KUBALIK	2	0	0	0	-2	0	0	0
TYLER PITLICK	1	0	1	1	1	0	0	0	SLATER KOEKKOEK	2	0	0	0	-3	0	0	0
SEAN COUTURIER	2	0	0	0	-1	0	0	0	OLLI MAATTA	2	0	0	0	-1	0	0	0
MIKHAIL VOROBYEV	1	0	0	0	0	0	0	0	ZACK SMITH	1	0	0	0	-1	0	0	0
CONNOR BUNNAMAN	1	0	0	0	1	0	0	0	DAVID KAMPF	2	0	0	0	-3	0	0	0
CARSEN TWARYNSKI	1	0	0	0	0	0	0	0	RYAN CARPENTER	2	0	0	0	-1	0	0	0
JAKUB VORACEK	2	0	0	0	0	2	0	0	JONATHAN TOEWS	2	0	0	0	0	0	0	0
JUSTIN BRAUN	2	0	0	0	-1	2	0	0	DYLAN STROME	2	0	0	0	0	0	0	0
CHRIS STEWART	1	0	0	0	0	0	0	0	DRAKE CAGGIULA	2	0	0	0	-2	0	0	0
MATT NISKANEN	2	0	0	0	4	0	0	0	BRENT SEABROOK	2	0	0	0	-1	0	0	0
SHAYNE GOSTISBEHERE	2	0	0	0	0	0	0	0									

## GOALTENDING RECORD:

FLYERS	GP	MIN	GA	AVG	EN	SO	W	L	OT	SHOTS	SAVE %
BRIAN ELLIOTT	1	60	1	1.00	0	0	1	0	0	24	.958
CARTER HART	1	60	3	3.00	0	0	1	0	0	31	.903
TEAM TOTALS	2	120	4	2.00	0	0	2	0	0	55	.927

CHICAGO	GP	MIN	GA	AVG	EN	SO	W	L	OT	SHOTS	SAVE %
COREY CRAWFORD	1	58	4	4.13	0	0	0	1	0	38	.895
ROBIN LEHNER	1	60	4	4.00	0	0	0	1	0	23	.826
TEAM TOTALS	2	118	8	4.07	2	0	0	2	0	61	.869

## POWER PLAY:

FLYERS	1	FOR	5	20.0%	CHICAGO	1	FOR	6	16.7%
HOME	1	FOR	3	33.3%	HOME	0	FOR	4	00.0%
AWAY	0	FOR	2	00.0%	AWAY	1	FOR	2	50.0%

## PENALTY KILLING

FLYERS	5	FOR	6	83.3%	CHICAGO	4	FOR	5	80.0%
HOME	1	FOR	2	50.0%	HOME	2	FOR	2	100.0%
AWAY	4	FOR	4	100.0%	AWAY	2	FOR	3	66.7%



vs. COLORADO AVALANCHE

- 2019-20 RESULTS -		
W	L	OTL
1	1	0

DATE	GAME NO.	FLYERS 1 AT COLORADO 3	FLYERS GOALSCORERS	GOALTENDERS	WINNING GOAL
12-11-19	31	FLYERS 1 AT COLORADO 3	28	HART (L)/FRANCOUZ (W)	M.RANTANEN
2-1-20	52	COLORADO 3 AT FLYERS 6	15,13P,49,49,13S,21	LYON (W)/GRUBAUER (L)	J. FARABEE

	GP	W	L	OT	PTS	GF	GA	SO	PPG	SHG	PIM
FLYERS	2	1	1	0	2	7	6	0	1	1	12
COLORADO	2	1	1	0	2	6	7	0	1	0	16

GOALS BY PERIOD: 1ST					2ND	3RD	OT	TOTAL	SHOTS BY PERIOD: 1ST					2ND	3RD	OT	TOTAL		
FLYERS					2	1	4	0	7	FLYERS					15	31	15	0	61
COLORADO					1	3	2	0	6	COLORADO					24	14	20	0	58

INDIVIDUAL SCORING:

FLYERS	GP	G	A	TP	+/-	PIM	PP	SH	COLORADO	GP	G	A	TP	+/-	PIM	PP	SH
SEAN COUTURIER	2	0	4	4	4	0	0	0	MIKKO RANTANEN	2	3	0	3	0	0	1	0
KEVIN HAYES	2	2	1	3	-1	0	1	1	NIKITA ZADOROV	2	1	1	2	1	0	0	0
JOEL FARABEE	2	2	0	2	1	0	0	0	ANDRE BURAKOVSKY	2	1	1	2	0	2	0	0
MATT NISKANEN	2	1	1	2	4	2	0	0	VALERI NICHUSHKIN	2	0	2	2	2	0	0	0
JAKUB VORACEK	2	0	2	2	4	0	0	0	NAZEM KADRI	2	0	2	2	1	0	0	0
CLAUDE GIROUX	2	1	0	1	1	0	0	0	MATT CALVERT	2	1	0	1	-1	0	0	0
SCOTT LAUGHTON	2	1	0	1	-2	0	0	0	NATHAN MACKINNON	2	0	1	1	-3	6	0	0
JAMES VAN RIEMSDYK	2	0	1	1	-1	0	0	0	J.T. COMPHER	2	0	1	1	0	2	0	0
ROBERT HAGG	2	0	1	1	-2	2	0	0	PIERRE-EDOUARD BELLEMARE	2	0	1	1	0	0	0	0
TRAVIS KONECNY	1	0	1	1	-1	2	0	0	GABRIEL LANDESKOG	2	0	1	1	-2	2	0	0
MIKHAIL VOROBYEV	1	0	0	0	0	0	0	0	CALLE ROSEN	1	0	1	1	-2	0	0	0
TYLER PITLICK	2	0	0	0	1	0	0	0	TYSON JOST	2	0	0	0	0	0	0	0
MORGAN FROST	1	0	0	0	0	0	0	0	CALE MAKAR	1	0	0	0	-2	0	0	0
CONNOR BUNNAMAN	1	0	0	0	-1	0	0	0	JOONAS DONSKOI	2	0	0	0	-2	0	0	0
SHAYNE GOSTISBEHERE	1	0	0	0	-1	0	0	0	MATT NIETO	2	0	0	0	0	0	0	0
CHRIS STEWART	1	0	0	0	-1	0	0	0	RYAN GRAVES	2	0	0	0	-1	0	0	0
DAVID KASE	1	0	0	0	0	0	0	0	ERIK JOHNSON	1	0	0	0	-1	0	0	0
PHILIPPE MYERS	1	0	0	0	-1	4	0	0	IAN COLE	2	0	0	0	1	0	0	0
IVAN PROVOROV	2	0	0	0	4	0	0	0	SAMUEL GIRARD	2	0	0	0	-2	2	0	0
NICOLAS AUBE-KUBEL	1	0	0	0	-1	2	0	0	MARK BARBERIO	1	0	0	0	2	0	0	0
TRAVIS SANHEIM	2	0	0	0	0	0	0	0									
MICHAEL RAFFL	1	0	0	0	-1	0	0	0									
JUSTIN BRAUN	2	0	0	0	-2	0	0	0									

GOALTENDING RECORD:

FLYERS	GP	MIN	GA	AVG	EN	SO	W	L	OT	SHOTS	SAVE %
CARTER HART	1	57	3	3.16	0	0	0	1	0	27	.889
ALEX LYON	1	60	3	3.00	0	0	1	0	0	31	.903
TEAM TOTALS	2	117	6	3.08	0	0	1	1	0	58	.897
COLORADO	GP	MIN	GA	AVG	EN	SO	W	L	OT	SHOTS	SAVE %
PAVEL FRANCOUZ	1	60	1	1.00	0	0	1	0	0	33	.970
PHILIPP GRUBAUER	1	57	5	5.24	1	0	0	1	0	27	.815
TEAM TOTALS	2	117	6	3.08	1	0	1	1	0	60	.900

POWER PLAY:

FLYERS	1	FOR	7	14.3%	COLORADO	1	FOR	5	20.0%
HOME	1	FOR	5	20.0%	HOME	0	FOR	2	00.0%
AWAY	0	FOR	2	00.0%	AWAY	1	FOR	3	33.3%

PENALTY KILLING

FLYERS	4	FOR	5	80.0%	COLORADO	6	FOR	7	85.7%
HOME	2	FOR	3	66.7%	HOME	2	FOR	2	100.0%
AWAY	2	FOR	2	100.0%	AWAY	4	FOR	5	80.0%



# vs. COLUMBUS BLUE JACKETS

- 2019-20 RESULTS -		
W	L	OTL
4	0	0

DATE	GAME NO.		FLYERS GOALSCORERS	GOALTENDERS	WINNING GOAL
10-26-19	9	COLUMBUS 4 AT FLYERS 7	93,25P,53,25,13S,12,11P	ELLIOTT (W)/KORPISALO (L)	K.HAYES
11-27-19	25	FLYERS 3 AT COLUMBUS 2	18,21,28P	ELLIOTT (W)/KORPISALO (L)	C.GIROUX
2-18-20	60	COLUMBUS 1 AT FLYERS 5	13,14,5,11,93P	HART (W)/MERZLIKINS,KIVLENIEKS (L)	S.COUTURIER
2-20-20	61	FLYERS 4 AT COLUMBUS 3 OT	11,62,28P,13	ELLIOTT (W)/MERZLIKINS (L)	K.HAYES

	GP	W	L	OT	PTS	GF	GA	SO	PPG	SHG	PIM
FLYERS	4	4	0	0	8	19	10	0	5	1	28
COLUMBUS	4	0	3	1	1	10	19	0	1	0	36

GOALS BY PERIOD: 1ST					2ND	3RD	OT	TOTAL	SHOTS BY PERIOD: 1ST					2ND	3RD	OT	TOTAL
FLYERS	5	6	7	1	19	FLYERS	33	40	39	4	116						
COLUMBUS	5	4	1	0	10	COLUMBUS	28	41	44	3	116						

## INDIVIDUAL SCORING:

FLYERS	GP	G	A	TP	+/-	PIM	PP	SH	COLUMBUS	GP	G	A	TP	+/-	PIM	PP	SH
TRAVIS KONECNY	4	3	5	8	-2	2	1	0	OLIVER BJORKSTRAND	4	2	2	4	-1	2	1	0
KEVIN HAYES	4	3	4	7	4	2	0	1	BOONE JENNER	4	2	1	3	2	10	0	0
JAKUB VORACEK	4	2	3	5	2	0	1	0	NICK FOLIGNO	4	2	1	3	-2	6	0	0
CLAUDE GIROUX	4	2	3	5	3	0	2	0	SONNY MILANO	3	0	3	1	2	2	0	0
JAMES VAN RIEMSDYK	4	2	2	4	3	0	1	0	JOSH ANDERSON	2	1	1	2	0	2	0	0
MICHAEL RAFFL	4	1	2	3	4	0	0	0	SETH JONES	2	1	1	2	0	2	0	0
IVAN PROVOROV	4	0	3	3	2	0	0	0	MARKUS NUTIVAARA	2	0	2	2	1	0	0	0
JOEL FARABEE	4	0	3	3	2	0	0	0	GUSTAV NYQUIST	4	0	2	2	0	2	0	0
SEAN COUTURIER	4	1	1	2	-4	6	0	0	EMIL BEMSTROM	4	0	2	2	-5	0	0	0
SHAYNE GOSTISBEHERE	1	1	1	2	0	2	0	0	ZACH WERENSKI	4	0	2	2	2	0	0	0
PHILIPPE MYERS	3	1	1	2	3	0	0	0	VLADISLAV GAVRIKOV	4	0	2	2	-1	0	0	0
NICOLAS AUBE-KUBEL	2	1	1	2	2	2	0	0	PIERRE-LUC DUBOIS	4	1	0	1	-2	2	0	0
TRAVIS SANHEIM	4	0	2	2	6	4	0	0	STEFAN MATTEAU	1	1	0	1	1	0	0	0
MATT NISKANEN	4	0	2	2	1	2	0	0	DEAN KUKAN	2	0	1	1	1	2	0	0
TYLER PITLICK	3	1	0	1	1	2	0	0	RYAN MURRAY	2	0	0	0	-2	0	0	0
SCOTT LAUGHTON	4	1	0	1	-1	0	0	0	DAVID SAVARD	4	0	0	0	-4	0	0	0
ROBERT HAGG	4	0	1	1	-3	2	0	0	SCOTT HARRINGTON	2	0	0	0	-2	0	0	0
MARK FRIEDMAN	1	0	0	0	-1	0	0	0	JAKOB LILJA	2	0	0	0	0	0	0	0
CHRIS STEWART	1	0	0	0	0	0	0	0	ANDREW PEEKE	2	0	0	0	-3	0	0	0
OSKAR LINDBLOM	2	0	0	0	-3	0	0	0	ERIC ROBINSON	3	0	0	0	0	0	0	0
JUSTIN BRAUN	3	0	0	0	1	2	0	0	CAM ATKINSON	2	0	0	0	-2	0	0	0
CONNOR BUNNAMAN	2	0	0	0	2	0	0	0	ALEXANDER WENNBERG	2	0	0	0	-1	4	0	0
MIKHAIL VOROBYEV	1	0	0	0	0	0	0	0	ALEXANDRE TEXIER	2	0	0	0	-2	0	0	0
MORGAN FROST	1	0	0	0	-1	0	0	0	NATHAN GERBE	2	0	0	0	-2	2	0	0
									RILEY NASH	3	0	0	0	0	0	0	0
									KEVIN STENLUND	2	0	0	0	-2	0	0	0

## GOALTENDING RECORD:

FLYERS	GP	MIN	GA	AVG	EN	SO	W	L	OT	SHOTS	SAVE %
BRIAN ELLIOTT	3	184	9	2.94	0	0	3	0	0	87	.897
CARTER HART	1	60	1	1.00	0	0	1	0	0	29	.966
TEAM TOTALS	4	244	10	2.46	0	0	4	0	0	116	.914
COLUMBUS	GP	MIN	GA	AVG	EN	SO	W	L	OT	SHOTS	SAVE %
MATISS KIVLENIEKS	1	16	1	3.67	0	0	0	0	0	3	.667
JOONAS KORPISALO	2	117	9	4.62	1	0	0	2	0	67	.866
ELVIS MERZLIKINS	2	108	8	4.46	0	0	0	1	1	45	.822
TEAM TOTALS	4	241	18	4.48	1	0	0	3	1	115	.843

## POWER PLAY:

FLYERS	5	FOR	11	45.5%	COLUMBUS	1	FOR	12	8.3%
HOME	3	FOR	5	60.0%	HOME	0	FOR	4	00.0%
AWAY	2	FOR	6	33.3%	AWAY	1	FOR	8	12.5%

## PENALTY KILLING

FLYERS	11	FOR	12	91.7%	COLUMBUS	6	FOR	11	54.5%
HOME	7	FOR	8	87.5%	HOME	4	FOR	6	66.7%
AWAY	4	FOR	4	100.0%	AWAY	2	FOR	5	40.0%



# vs. DALLAS STARS

- 2019-20 RESULTS -		
W	L	OTL
0	1	0

DATE	GAME NO.	FLYERS GOALSCORERS					GOALTENDERS				WINNING GOAL		
10-19-19	6	DALLAS 4 AT FLYERS 1					HART (L)/BISHOP (W)				ELINDELL		
FLYERS		GP	W	L	OT	PTS	GF	GA	SO	PPG	SHG	PIM	
DALLAS		1	0	1	0	0	1	4	0	0	0	13	
		1	1	0	0	2	4	1	0	1	0	9	
GOALS BY PERIOD: 1ST		2ND	3RD	OT	TOTAL	SHOTS BY PERIOD: 1ST		2ND	3RD	OT	TOTAL		
FLYERS		1	0	0	0	1	FLYERS		12	9	18	0	39
DALLAS		2	0	2	0	4	DALLAS		11	1	4	0	16

## INDIVIDUAL SCORING:

FLYERS	GP	G	A	TP	+/-	PIM	PP	SH	DALLAS	GP	G	A	TP	+/-	PIM	PP	SH
SEAN COUTURIER	1	1	0	1	0	0	0	0	COREY PERRY	1	1	2	3	2	0	0	0
CLAUDE GIROUX	1	0	1	1	0	0	0	0	ESA LINDELL	1	1	0	1	0	0	0	1
TRAVIS KONECNY	1	0	1	1	0	0	0	0	ROOPE HINTZ	1	1	0	1	2	0	0	0
MICHAEL RAFFL	1	0	0	0	0	0	0	0	MIRO HEISKANEN	1	1	0	1	2	0	0	0
KEVIN HAYES	1	0	0	0	-2	0	0	0	JAMIE BENN	1	0	1	1	1	0	0	0
TYLER PITLICK	1	0	0	0	-1	0	0	0	TYLER SEGUIN	1	0	1	1	1	2	0	0
OSKAR LINDBLOM	1	0	0	0	-2	0	0	0	DENIS GURIANOV	1	0	1	1	0	0	0	0
SCOTT LAUGHTON	1	0	0	0	0	0	0	0	JASON DICKINSON	1	0	0	0	0	0	0	0
JAKUB VORACEK	1	0	0	0	-2	0	0	0	RADEK FAKSA	1	0	0	0	0	0	0	0
JAMES VAN RIEMSDYK	1	0	0	0	0	0	0	0	JUSTIN DOWLING	1	0	0	0	0	2	0	0
CHRIS STEWART	1	0	0	0	0	5	0	0	JOE PAVELSKI	1	0	0	0	-1	0	0	0
MATT NISKANEN	1	0	0	0	-1	2	0	0	ANDREW COGLIANO	1	0	0	0	0	0	0	0
CARSEN TWARYNSKI	1	0	0	0	0	0	0	0	ANDREJ SEKERA	1	0	0	0	1	0	0	0
IVAN PROVOROV	1	0	0	0	-1	0	0	0	ALEXANDER RADULOV	1	0	0	0	0	4	0	0
TRAVIS SANHEIM	1	0	0	0	-1	2	0	0	MATTIAS JANMARK	1	0	0	0	1	0	0	0
ROBERT HAGG	1	0	0	0	1	0	0	0	JAMIE OLEKSIK	1	0	0	0	1	5	0	0
SHAYNE GOSTISBEHERE	1	0	0	0	-1	0	0	0	TAYLOR FEDUN	1	0	0	0	1	0	0	0
JUSTIN BRAUN	1	0	0	0	-1	0	0	0	JOHN KLINGBERG	1	0	0	0	-1	0	0	0

## GOALTENDING RECORD:

FLYERS	GP	MIN	GA	AVG	EN	SO	W	L	OT	SHOTS	SAVE %
CARTER HART	1	58	3	3.08	1	0	0	1	0	15	.800
TEAM TOTALS	1	58	3	3.08	1	0	0	1	0	15	.800
DALLAS	GP	MIN	GA	AVG	EN	SO	W	L	OT	SHOTS	SAVE %
BEN BISHOP	1	60	1	1.00	0	0	1	0	0	39	.974
TEAM TOTALS	1	60	1	1.00	0	0	1	0	0	39	.974

## POWER PLAY:

FLYERS	0	FOR	4	00.0%	DALLAS	1	FOR	2	50.0%
HOME	0	FOR	4	00.0%	HOME	0	FOR	0	00.0%
AWAY	0	FOR	0	00.0%	AWAY	1	FOR	2	50.0%

## PENALTY KILLING

FLYERS	1	FOR	2	50.0%	DALLAS	4	FOR	4	100.0%
HOME	1	FOR	2	50.0%	HOME	0	FOR	0	00.0%
AWAY	0	FOR	0	00.0%	AWAY	4	FOR	4	100.0%





# vs. DETROIT RED WINGS

- 2019-20 RESULTS -		
W	L	OTL
2	0	0

DATE	GAME NO.	FLYERS GOALSCORERS	GOALTENDERS	WINNING GOAL
11-29-19	26	DETROIT 1 AT FLYERS 6	HART (W)/PICKARD (L)	S.GOSTISBEHERE
2-17-19	53	FLYERS 3 AT DETROIT 0	ELLIOTT (W)/BERNIER (L)	S.LAUGHTON

	GP	W	L	OT	PTS	GF	GA	SO	PPG	SHG	PIM
FLYERS	3	3	0	0	6	12	8	0	1	0	19
DETROIT	3	0	2	1	1	8	12	0	1	0	17

GOALS BY PERIOD:	1ST	2ND	3RD	OT	TOTAL	SHOTS BY PERIOD:	1ST	2ND	3RD	OT	TOTAL
FLYERS	3	4	4	1	12	FLYERS	34	25	27	2	88
DETROIT	1	2	5	0	8	DETROIT	33	27	38	0	98

## INDIVIDUAL SCORING:

FLYERS	GP	G	A	TP	+/-	PIM	PP	SH	DETROIT	GP	G	A	TP	+/-	PIM	PP	SH
SCOTT LAUGHTON	2	2	1	3	3	2	0	0	ROBBY FABBRI	2	1	0	1	-2	0	0	0
MATT NISKANEN	2	1	2	3	5	0	0	1	ANDREAS ATHANASIOU	2	0	1	1	-4	0	0	0
JAKUB VORACEK	2	0	3	3	2	2	0	0	VALTERI FILPPULA	2	0	1	1	-1	0	0	0
KEVIN HAYES	2	2	0	2	3	0	0	1	PATRIK NEMETH	1	0	0	0	0	0	0	0
SEAN COUTURIER	2	1	1	2	3	2	0	0	MADISON BOWEY	2	0	0	0	-3	2	0	0
IVAN PROVOROV	2	0	2	2	4	0	0	0	DYLAN MCILRATH	1	0	0	0	0	2	0	0
ROBERT HAGG	2	0	2	2	2	2	0	0	FILIP ZADINA	1	0	0	0	0	0	0	0
JAMES VAN RIEMSDYK	2	1	0	1	0	0	0	0	ALEX BIEGA	2	0	0	0	0	2	0	0
SHAYNE GOSTISBEHERE	1	1	0	1	0	0	1	0	DARREN HELM	2	0	0	0	0	2	0	0
OSKAR LINDBLOM	1	1	0	1	2	0	0	0	FILIP HRONEK	2	0	0	0	-4	0	0	0
MICHAEL RAFFL	2	0	1	1	1	0	0	0	MIKE GREEN	1	0	0	0	-2	0	0	0
JOEL FARABEE	2	0	1	1	2	0	0	0	TYLER BERTUZZI	2	0	0	0	-4	0	0	0
TYLER PITLICK	2	0	1	1	2	0	0	0	CHRISTOFFER EHN	2	0	0	0	-2	0	0	0
MORGAN FROST	1	0	0	0	0	0	0	0	DYLAN LARKIN	2	0	0	0	-4	0	0	0
CLAUDE GIROUX	2	0	0	0	1	2	0	0	LUKE GLENDENING	2	0	0	0	-1	0	0	0
CONNOR BUNNAMAN	1	0	0	0	0	0	0	0	ADAM ERNE	2	0	0	0	-2	0	0	0
PHILIPPE MYERS	1	0	0	0	0	0	0	0	FRANS NIELSEN	1	0	0	0	0	0	0	0
NICOLAS AUBE-KUBEL	1	0	0	0	0	0	0	0	DENNIS CHOLOWSKI	2	0	0	0	-4	0	0	0
JUSTIN BRAUN	2	0	0	0	2	0	0	0	JUSTIN ABDELKADER	1	0	0	0	0	0	0	0
TRAVIS KONECNY	2	0	0	0	0	0	0	0	GIVANI SMITH	1	0	0	0	0	0	0	0
TRAVIS SANHEIM	2	0	0	0	1	0	0	0	TREVOR DALEY	1	0	0	0	-1	2	0	0
									BRENDAN PERLINI	2	0	0	0	-2	0	0	0

## GOALTENDING RECORD:

FLYERS	GP	MIN	GA	AVG	EN	SO	W	L	OT	SHOTS	SAVE %
BRIAN ELLIOTT	1	60	0	0.00	0	1	1	0	0	16	1.000
CARTER HART	1	60	1	1.00	0	0	1	0	0	33	.970
TEAM TOTALS	2	120	1	0.50	0	1	2	0	0	49	.980

DETROIT	GP	MIN	GA	AVG	EN	SO	W	L	OT	SHOTS	SAVE %
JONATHAN BERNIER	1	59	2	2.04	1	0	0	1	0	30	.933
CALVIN PICKARD	1	60	6	6.03	0	0	0	1	0	35	.829
TEAM TOTALS	2	119	8	4.03	1	0	0	2	0	65	.877

## POWER PLAY:

FLYERS	1	FOR	5	20.0%	DETROIT	0	FOR	5	00.0%
HOME	1	FOR	3	33.3%	HOME	0	FOR	2	00.0%
AWAY	0	FOR	2	00.0%	AWAY	0	FOR	3	00.0%

## PENALTY KILLING

FLYERS	5	FOR	5	100.0%	DETROIT	4	FOR	5	80.0%
HOME	3	FOR	3	100.0%	HOME	2	FOR	2	100.0%
AWAY	2	FOR	2	100.0%	AWAY	2	FOR	3	66.7%



# vs. EDMONTON OILERS

- 2019-20 RESULTS -		
W	L	OTL
0	1	0

DATE	GAME NO.	FLYERS 3 AT EDMONTON 6					FLYERS GOALSCORERS 93P,23,93P					GOALTENDERS ELLIOTT,HART (L)/ KOSKINEN (W)					WINNING GOAL R.NUGENT-HOPKINS
10-16-19	5																
		GP	W	L	OT	PTS	GF	GA	SO	PPG	SHG	PIM					
FLYERS		1	0	1	0	0	3	6	0	2	0	4					
EDMONTON		1	1	0	0	2	6	3	0	2	0	12					
GOALS BY PERIOD: 1ST		2ND	3RD	OT	TOTAL	SHOTS BY PERIOD: 1ST		2ND	3RD	OT	TOTAL						
FLYERS		1	0	2	0	3	FLYERS	16	22	30	3	71					
EDMONTON		2	3	1	0	6	EDMONTON	25	25	16	0	66					

## INDIVIDUAL SCORING:

FLYERS	GP	G	A	TP	+/-	PIM	PP	SH	EDMONTON	GP	G	A	TP	+/-	PIM	PP	SH
JAKUB VORACEK	1	2	1	3	-1	0	2	0	CONNOR MCDAVID	1	1	4	5	3	0	0	0
CLAUDE GIROUX	1	0	2	2	-1	0	0	0	LEON DRAISAITL	1	2	1	3	3	0	1	0
OSKAR LINDBLOM	1	1	0	1	-2	0	0	0	RYAN NUGENT-HOPKINS	1	1	1	2	1	0	1	0
SEAN COUTURIER	1	0	1	1	-1	2	0	0	OSCAR KLEFBOM	1	0	2	2	2	0	0	0
JUSTIN BRAUN	1	0	1	1	-2	0	0	0	BRANDON MANNING	1	1	0	1	1	0	0	0
IVAN PROVOROV	1	0	1	1	0	0	0	0	ETHAN BEAR	1	1	0	1	0	2	0	0
TRAVIS KONECNY	1	0	0	0	-1	0	0	0	ZACK KASSIAN	1	0	1	1	3	0	0	0
MATT NISKANEN	1	0	0	0	-2	0	0	0	KRIS RUSSELL	1	0	1	1	2	0	0	0
CARSEN TWARYNSKI	1	0	0	0	0	2	0	0	JAMES NEAL	1	0	1	1	1	0	0	0
TRAVIS SANHEIM	1	0	0	0	-1	0	0	0	PATRICK RUSSELL	1	0	0	0	-1	2	0	0
JAMES VAN RIEMSDYK	1	0	0	0	-1	0	0	0	ALEX CHIASSON	1	0	0	0	1	0	0	0
ROBERT HAGG	1	0	0	0	0	0	0	0	JOSH ARCHIBALD	1	0	0	0	0	0	0	0
CONNOR BUNNAMAN	1	0	0	0	0	0	0	0	TOMAS JURCO	1	0	0	0	0	0	0	0
MICHAEL RAFFL	1	0	0	0	-1	0	0	0	MARKUS GRANLUND	1	0	0	0	0	4	0	0
TYLER PITLICK	1	0	0	0	0	0	0	0	DARNELL NURSE	1	0	0	0	0	2	0	0
SCOTT LAUGHTON	1	0	0	0	0	0	0	0	MATT BENNING	1	0	0	0	1	0	0	0
KEVIN HAYES	1	0	0	0	-1	0	0	0	JUJHAR KHAIRA	1	0	0	0	-1	0	0	0
SHAYNE GOSTISBEHERE	1	0	0	0	-1	0	0	0	RILEY SHEAHAN	1	0	0	0	-1	0	0	0

## GOALTENDING RECORD:

FLYERS	GP	MIN	GA	AVG	EN	SO	W	L	OT	SHOTS	SAVE %
BRIAN ELLIOTT	1	23	2	5.21	0	0	0	0	0	8	.750
CARTER HART	1	35	4	6.95	0	0	0	1	0	14	.714
TEAM TOTALS	1	58	6	6.21	0	0	0	1	0	22	.727
EDMONTON	GP	MIN	GA	AVG	EN	SO	W	L	OT	SHOTS	SAVE %
MIKKO KOSKINEN	1	60	3	3.00	0	0	1	0	0	52	.942
TEAM TOTALS	1	60	3	3.00	0	0	1	0	0	52	.942

## POWER PLAY:

FLYERS	2	FOR	6	33.3%	EDMONTON	2	FOR	2	100.0%
HOME	0	FOR	0	00.0%	HOME	2	FOR	2	100.0%
AWAY	2	FOR	6	33.3%	AWAY	0	FOR	0	00.0%

## PENALTY KILLING

FLYERS	0	FOR	2	00.0%	EDMONTON	4	FOR	6	66.7%
HOME	0	FOR	0	00.0%	HOME	4	FOR	6	66.7%
AWAY	0	FOR	2	00.0%	AWAY	0	FOR	0	00.0%



# vs. FLORIDA PANTHERS

- 2019-20 RESULTS -		
W	L	OTL
2	1	0

DATE	GAME NO.	FLYERS GOALSCORERS	GOALTENDERS	WINNING GOAL
11-19-19	21	FLYERS 2 AT FLORIDA 5 6,48	HART,ELLIOTT (L)/BOBROVSKY (W)	A.BARKOV
2-10-20	56	FLORIDA 1 AT FLYERS 4 9,25,6,28S	HART (W)/BOBROVSKY (L)	JVAN RIEMSDYK
2-13-20	58	FLYERS 6 AT FLORIDA 2 25,18,6,2,21,14,8P	HART (W)/ BOBROVSKY,MONTEMBEAULT (L)	N.AUBE-KUBEL

	GP	W	L	OT	PTS	GF	GA	SO	PPG	SHG	PIM
FLYERS	3	2	1	0	4	12	8	0	1	1	22
FLORIDA	3	1	2	0	2	8	12	0	0	0	24

GOALS BY PERIOD: 1ST					2ND	3RD	OT	TOTAL	SHOTS BY PERIOD: 1ST					2ND	3RD	OT	TOTAL
FLYERS	5	4	3	0	12	FLYERS	33	37	29	0	99						
FLORIDA	3	2	3	0	8	FLORIDA	32	28	25	0	85						

## INDIVIDUAL SCORING:

FLYERS	GP	G	A	P	+/-	PIM	PP	SH	FLORIDA	GP	G	A	P	+/-	PIM	PP	SH
JAMES VAN RIEMSDYK	3	2	3	5	5	2	0	0	ALEKSANDER BARKOV	3	2	2	4	2	0	0	0
JUSTIN BRAUN	3	0	4	4	2	2	0	0	JONATHAN HUBERDEAU	3	2	0	2	2	6	0	0
TRAVIS SANHEIM	3	2	1	3	2	0	0	0	MACKENZIE WEEGAR	2	1	1	2	-2	0	0	0
MATT NISKANEN	3	0	3	3	-2	0	0	0	BRETT CONNOLLY	3	1	1	2	-4	0	0	0
TYLER PITLICK	3	1	1	2	2	2	0	0	AARON EKBLAD	3	0	2	2	-3	2	0	0
SCOTT LAUGHTON	2	1	1	2	1	2	0	0	EVGENII DADONOV	3	0	2	2	3	0	0	0
CLAUDE GIROUX	3	1	1	2	1	0	0	1	COLTON SCEVIOUR	3	1	0	1	-1	0	0	0
MICHAEL RAFFL	3	0	2	2	-2	0	0	0	MIKE HOFFMAN	3	1	0	1	-2	2	0	0
MORGAN FROST	2	1	0	1	1	0	0	0	MIKE MATHESON	2	0	1	1	1	0	0	0
SEAN COUTURIER	3	1	0	1	1	2	0	0	VINCENT TROCHECK	3	0	1	1	-4	4	0	0
NICOLAS AUBE-KUBEL	2	1	0	1	1	2	0	0	JOSH BROWN	3	0	1	1	0	2	0	0
ROBERT HAGG	2	1	0	1	4	2	1	0	ANTON STRALMAN	3	0	1	1	-1	0	0	0
IVAN PROVOROV	3	1	0	1	-3	0	0	0	KEITH YANDLE	3	0	1	1	-1	0	0	0
JAKUB VORACEK	3	0	1	1	1	0	0	0	MARK PYSYK	3	0	0	0	-1	0	0	0
PHILIPPE MYERS	3	0	1	1	3	6	0	0	DENIS MALGIN	1	0	0	0	1	0	0	0
KEVIN HAYES	3	0	1	1	-1	0	0	0	BRIAN BOYLE	1	0	0	0	0	0	0	0
TRAVIS KONECNY	3	0	1	1	-1	0	0	0	NOEL ACCIARI	3	0	0	0	-2	2	0	0
JOEL FARABEE	2	0	0	0	-1	0	0	0	FRANK VATRANO	3	0	0	0	-2	2	0	0
OSKAR LINDBLOM	1	0	0	0	-1	0	0	0	DOMINIC TONINATO	3	0	0	0	0	2	0	0
CONNOR BUNNAMAN	2	0	0	0	1	0	0	0	RILEY STILLMAN	2	0	0	0	-2	0	0	0
SHAYNE GOSTISBEHERE	1	0	0	0	0	2	0	0	JAYCE HAWRYLUK	1	0	0	0	0	2	0	0
ANDY ANDREOFF	1	0	0	0	-1	0	0	0									

## GOALTENDING RECORD:

FLYERS	GP	MIN	GA	AVG	EN	SO	W	L	OT	SHOTS	SAVE %
BRIAN ELLIOTT	1	28	0	0.00	1	0	0	0	0	7	1.000
CARTER HART	3	150	7	2.80	0	0	2	1	0	77	.909
TEAM TOTALS	3	178	7	2.36	1	0	2	1	0	84	.917

FLORIDA	GP	MIN	GA	AVG	EN	SO	W	L	OT	SHOTS	SAVE %
SERGEI BOBROVSKY	3	139	8	3.44	1	0	1	2	0	79	.899
SAM MONTEMBEAULT	1	40	3	4.50	0	0	0	0	0	19	.842
TEAM TOTALS	3	179	11	3.69	1	0	1	2	0	98	.888

## POWER PLAY

FLYERS	1	FOR	10	10.0%	FLORIDA	0	FOR	9	00.0%
HOME	0	FOR	5	00.0%	HOME	0	FOR	4	00.0%
AWAY	1	FOR	5	20.0%	AWAY	0	FOR	5	00.0%

## PENALTY KILLING

FLYERS	9	FOR	9	100.0%	FLORIDA	9	FOR	10	90.0%
HOME	5	FOR	5	100.0%	HOME	4	FOR	5	80.0%
AWAY	4	FOR	4	100.0%	AWAY	5	FOR	5	100.0%



# vs. LOS ANGELES KINGS

- 2019-20 RESULTS -		
W	L	OTL
1	1	0

DATE	GAME NO.	FLYERS GOALSCORERS	GOALTENDERS	WINNING GOAL
12-31-19	40	FLYERS 3 AT LOS ANGELES 5	ELLIOTT,HART (L)/QUICK (W)	A.KEMPE
1-18-20	49	LOS ANGELES 1 AT FLYERS 4	ELLIOTT (W)/CAMPBELL (L)	T.KONECNY

	GP	W	L	OT	PTS	GF	GA	SO	PPG	SHG	PIM
FLYERS	2	1	1	0	2	7	6	0	3	0	10
LOS ANGELES	2	1	1	0	2	6	7	0	3	1	10

GOALS BY PERIOD: 1ST					2ND	3RD	OT	TOTAL	SHOTS BY PERIOD: 1ST					2ND	3RD	OT	TOTAL		
FLYERS					1	3	3	0	7	FLYERS					24	19	18	2	63
LOS ANGELES					4	0	2	0	6	LOS ANGELES					25	27	12	2	66

## INDIVIDUAL SCORING:

FLYERS	GP	G	A	P	+/-	PIM	PP	SH	KINGS	GP	G	A	P	+/-	PIM	PP	SH
TRAVIS KONECNY	2	2	1	3	2	0	0	0	ADRIAN KEMPE	2	1	1	2	1	0	0	1
JAMES VAN RIEMSDYK	2	1	2	3	1	0	1	0	ANZE KOPITAR	2	0	2	2	1	4	0	0
CLAUDE GIROUX	2	1	2	3	1	2	1	0	KYLE CLIFFORD	2	1	0	1	0	0	0	0
JUSTIN BRAUN	2	1	1	2	1	0	0	0	TYLER TOFFOLI	2	1	0	1	0	0	1	0
JOEL VORACEK	2	0	2	2	0	0	0	0	DUSTIN BROWN	1	1	0	1	0	0	0	0
JOEL FARABEE	2	1	0	1	1	0	1	0	MARTIN FRK	1	1	0	1	-1	0	1	0
SCOTT LAUGHTON	2	1	0	1	1	4	0	0	ALEX IAFALLO	2	1	0	1	1	0	1	0
SEAN COUTURIER	2	0	1	1	0	0	0	0	DREW DOUGHTY	2	0	1	1	1	2	0	0
MATT NISKANEN	2	0	1	1	-2	0	0	0	KURTIS MACDERMID	2	0	1	1	0	0	0	0
KEVIN HAYES	2	0	1	1	-1	0	0	0	NIKOLAI PROKHORKIN	2	0	1	1	-3	2	0	0
MIKHAIL VOROBYEV	1	0	1	1	0	0	0	0	MICHAEL AMADIO	2	0	1	1	0	0	0	0
TRAVIS SANHEIM	2	0	1	1	2	0	0	0	BLAKE LIZOTTE	1	0	1	1	1	0	0	0
CONNOR BUNNAMAN	1	0	0	0	0	0	0	0	SEAN WALKER	2	0	1	1	-1	0	0	0
PHILIPPE MYERS	1	0	0	0	2	0	0	0	MATT LUFF	2	0	1	1	-1	0	0	0
ROBERT HAGG	2	0	0	0	2	2	0	0	ALEC MARTINEZ	1	0	0	0	0	0	0	0
MICHAEL RAFFL	2	0	0	0	-1	0	0	0	BEN HUTTON	1	0	0	0	1	0	0	0
SHAYNE GOSTISBEHERE	1	0	0	0	-2	0	0	0	KALE CLAGUE	1	0	0	0	-1	0	0	0
TYLER PITLICK	2	0	0	0	0	0	0	0	MATT ROY	2	0	0	0	-1	0	0	0
IVAN PROVOROV	2	0	0	0	-1	0	0	0	AUSTIN WAGNER	1	0	0	0	0	2	0	0
NICOLAS AUBE-KUBEL	2	0	0	0	-1	0	0	0	JARET ANDERSON-DOLAN	1	0	0	0	0	0	0	0
									TREVOR LEWIS	1	0	0	0	-1	0	0	0
									JEFF CARTER	2	0	0	0	-2	0	0	0
									DEREK FORBORT	1	0	0	0	-1	0	0	0

## GOALTENDING RECORD:

FLYERS	GP	MIN	GA	AVG	EN	SO	W	L	OT	SHOTS	SAVE %
BRIAN ELLIOTT	2	80	5	3.75	0	0	1	1	0	50	.900
CARTER HART	1	38	1	1.60	0	0	0	0	0	14	.929
TEAM TOTALS	2	118	6	3.05	0	0	1	1	0	64	.906

LOS ANGELES	GP	MIN	GA	AVG	EN	SO	W	L	OT	SHOTS	SAVE %
JACK CAMPBELL	1	60	4	4.00	0	0	0	1	0	26	.846
JONATHAN QUICK	1	60	3	3.01	0	0	1	0	0	35	.914
TEAM TOTALS	2	120	7	3.50	0	0	1	1	0	61	.885

## POWER PLAY:

FLYERS	3	FOR	5	60.0%	LOS ANGELES	3	FOR	5	60.0%
HOME	2	FOR	2	100.0%	HOME	3	FOR	3	100.0%
AWAY	1	FOR	3	33.3%	AWAY	0	FOR	2	00.0%

## PENALTY KILLING

FLYERS	2	FOR	5	40.0%	LOS ANGELES	2	FOR	5	40.0%
HOME	2	FOR	2	100.0%	HOME	2	FOR	3	66.7%
AWAY	0	FOR	3	00.0%	AWAY	0	FOR	2	00.0%



# vs. MINNESOTA WILD

- 2019-20 RESULTS -		
W	L	OTL
0	1	0

DATE	GAME NO.	FLYERS GOALSCORERS					GOALTENDERS				WINNING GOAL		
12-14-19	32	FLYERS 1 AT MINNESOTA 4					25	HART (L)/STALOCK (W)				E.STAAL	
		GP	W	L	OT	PTS	GF	GA	SO	PPG	SHG	PIM	
FLYERS		1	0	1	0	0	1	4	0	0	0	15	
MINNESOTA		1	1	0	0	2	4	1	0	0	1	11	

GOALS BY PERIOD: 1ST					2ND	3RD	OT	TOTAL	SHOTS BY PERIOD: 1ST					2ND	3RD	OT	TOTAL
FLYERS	1	0	0	0	1	FLYERS	5	3	10	0	18						
MINNESOTA	2	1	1	0	4	MINNESOTA	7	8	13	0	28						

## INDIVIDUAL SCORING:

FLYERS	GP	G	A	P	+/-	PIM	PP	SH	WILD	GP	G	A	P	+/-	PIM	PP	SH
JAMES VAN RIEMSDYK	1	1	0	1	-1	2	0	0	ERIC STAAL	1	2	0	2	2	0	0	0
MORGAN FROST	1	0	1	1	0	0	0	0	JONAS BRODIN	1	0	2	2	2	0	0	0
KEVIN HAYES	1	0	0	0	-1	0	0	0	CARSON SOUCY	1	1	0	1	2	0	0	1
MIKHAIL VOROBYEV	1	0	0	0	0	0	0	0	ZACH PARISE	1	1	0	1	0	0	0	0
SEAN COUTURIER	1	0	0	0	-2	0	0	0	KEVIN FIALA	1	0	1	1	0	4	0	0
SHAYNE GOSTISBEHERE	1	0	0	0	-1	2	0	0	RYAN DONATO	1	0	1	1	0	0	0	0
SCOTT LAUGHTON	1	0	0	0	0	0	0	0	RYAN SUTER	1	0	1	1	2	0	0	0
TYLER PITLICK	1	0	0	0	0	2	0	0	VICTOR RASK	1	0	0	0	0	0	0	0
JAKUB VORACEK	1	0	0	0	-1	0	0	0	LUKE KUNIN	1	0	0	0	0	0	0	0
JUSTIN BRAUN	1	0	0	0	-1	0	0	0	JORDAN GREENWAY	1	0	0	0	1	0	0	0
JOEL FARABEE	1	0	0	0	-1	5	0	0	BRENNAN MENELL	1	0	0	0	-1	2	0	0
CHRIS STEWART	1	0	0	0	-1	2	0	0	MARCUS FOLIGNO	1	0	0	0	0	5	0	0
MATT NISKANEN	1	0	0	0	-1	2	0	0	MATS ZUCCARELLO	1	0	0	0	2	0	0	0
PHILIPPE MYERS	1	0	0	0	0	0	0	0	BRAD HUNT	1	0	0	0	-1	0	0	0
IVAN PROVOROV	1	0	0	0	-2	0	0	0	MATT DUMBA	1	0	0	0	2	0	0	0
DAVID KASE	1	0	0	0	-1	0	0	0	JOEL ERIKSSON EK	1	0	0	0	0	0	0	0
TRAVIS SANHEIM	1	0	0	0	-1	0	0	0	RYAN HARTMAN	1	0	0	0	1	0	0	0
CLAUDE GIROUX	1	0	0	0	-2	0	0	0	JASON ZUCKER	1	0	0	0	2	0	0	0

## GOALTENDING RECORD:

FLYERS	GP	MIN	GA	AVG	EN	SO	W	L	OT	SHOTS	SAVE %
CARTER HART	1	59	3	3.05	1	0	0	1	0	27	.889
TEAM TOTALS	1	59	3	3.05	1	0	0	1	0	27	.889

MINNESOTA	GP	MIN	GA	AVG	EN	SO	W	L	OT	SHOTS	SAVE %
ALEX STALOCK	1	60	1	1.00	0	0	1	0	0	18	.944
TEAM TOTALS	1	60	1	1.00	0	0	1	0	0	18	.944

## POWER PLAY:

FLYERS	0	FOR	3	00.0%	MINNESOTA	0	FOR	5	00.0%
HOME	0	FOR	0	00.0%	HOME	0	FOR	5	00.0%
AWAY	0	FOR	3	00.0%	AWAY	0	FOR	0	00.0%

## PENALTY KILLING

FLYERS	5	FOR	5	100.0%	MINNESOTA	3	FOR	3	100.0%
HOME	0	FOR	0	00.0%	HOME	3	FOR	3	100.0%
AWAY	5	FOR	5	100.0%	AWAY	0	FOR	0	00.0%



# vs. MONTREAL CANADIENS

- 2019-20 RESULTS -		
W	L	OTL
2	1	0

DATE	GAME NO.	FLYERS GOALSCORERS	GOALTENDERS	WINNING GOAL
11-7-19	15	MONTREAL 2 AT FLYERS 3 OT	5,25,14	S.COUTURIER
11-30-19	27	FLYERS 4 AT MONTREAL 3 OT	23,13,11,9	I.PROVOROV
1-16-20	48	MONTREAL 4 AT FLYERS 1	49	I.KOVALCHUK

	GP	W	L	OT	PTS	GF	GA	SO	PPG	SHG	PIM
FLYERS	3	2	1	0	4	8	9	0	0	0	17
MONTREAL	3	1	0	2	4	9	8	0	2	0	39

GOALS BY PERIOD: 1ST					2ND	3RD	OT	TOTAL	SHOTS BY PERIOD: 1ST					2ND	3RD	OT	TOTAL
FLYERS	2	3	1	2	8	FLYERS	37	47	27	2	113						
MONTREAL	2	4	3	0	9	MONTREAL	34	37	35	0	106						

## INDIVIDUAL SCORING:

FLYERS	GP	G	A	P	+/-	PIM	PP	SH	CANADIENS	GP	G	A	P	+/-	PIM	PP	SH
JOEL FARABEE	3	1	1	2	1	0	0	0	TOMAS TATAR	3	3	2	5	1	6	1	0
IVAN PROVOROV	3	1	1	2	0	2	0	0	PHILLIP DANAULT	3	0	5	5	4	2	0	0
TRAVIS KONECNY	3	1	1	2	0	0	0	0	SHEA WEBER	3	1	2	3	1	0	0	0
SEAN COUTURIER	3	1	1	2	1	0	0	0	ILYA KOVALCHUK	1	2	0	2	2	0	1	0
CLAUDE GIROUX	3	0	2	2	0	0	0	0	BEN CHIAROT	3	1	1	2	2	0	0	0
JAKUB VORACEK	3	0	2	2	0	0	0	0	NICK COUSINS	3	0	2	2	0	0	0	0
OSKAR LINDBLOM	2	1	0	1	1	0	0	0	JOEL ARMIA	3	1	0	1	0	0	0	0
KEVIN HAYES	3	1	0	1	-1	2	0	0	ARTTURI LEHKONEN	3	1	0	1	0	4	0	0
PHILIPPE MYERS	3	1	0	1	0	2	0	0	JEFF PETRY	3	0	1	1	-2	0	0	0
JAMES VAN RIEMSDYK	3	1	0	1	1	0	0	0	JONATHAN DROUIN	1	0	1	1	0	0	0	0
CONNOR BUNNAMAN	1	0	1	1	0	2	0	0	VICTOR METE	3	0	1	1	1	0	0	0
JUSTIN BRAUN	2	0	1	1	-1	0	0	0	NICK SUZUKI	3	0	1	1	-2	0	0	0
TYLER PITLICK	3	0	1	1	0	0	0	0	DALE WEISE	1	0	0	0	-1	2	0	0
MICHAEL RAFFL	3	0	1	1	0	0	0	0	BRETT KULAK	1	0	0	0	1	0	0	0
MIKHAIL VOROBYEV	1	0	0	0	0	0	0	0	BRENDAN GALLAGHER	2	0	0	0	1	0	0	0
SCOTT LAUGHTON	2	0	0	0	0	0	0	0	PAUL BYRON	1	0	0	0	-1	0	0	0
MORGAN FROST	1	0	0	0	-1	0	0	0	GUSTAV OLOFSSON	1	0	0	0	-2	0	0	0
CARSEN TWARYNSKI	1	0	0	0	0	0	0	0	CHARLES HUDON	1	0	0	0	0	0	0	0
SHAYNE GOSTISBEHERE	2	0	0	0	0	0	0	0	JORDAN WEAL	1	0	0	0	-1	0	0	0
MARK FRIEDMAN	1	0	0	0	0	0	0	0	JESPERI KOTKANIEMI	2	0	0	0	-1	17	0	0
NICOLAS AUBE-KUBEL	1	0	0	0	0	2	0	0	MAX DOMI	3	0	0	0	0	2	0	0
TRAVIS SANHEIM	3	0	0	0	0	2	0	0	RYAN POEHLING	2	0	0	0	-1	0	0	0
ROBERT HAGG	1	0	0	0	0	5	0	0	CALE FLEURY	2	0	0	0	-2	0	0	0
MATT NISKANEN	3	0	0	0	0	0	0	0	MIKE REILLY	1	0	0	0	0	0	0	0
									MARCO SCANDELLA	1	0	0	0	1	2	0	0
									NATE THOMPSON	3	0	0	0	-2	0	0	0

## GOALTENDING RECORD:

FLYERS	GP	MIN	GA	AVG	EN	SO	W	L	OT	SHOTS	SAVE %
BRIAN ELLIOTT	1	61	3	2.97	0	0	1	0	0	42	.929
CARTER HART	1	61	2	1.97	0	0	1	0	0	24	.917
ALEX LYON	1	60	4	4.00	0	0	0	1	0	40	.900
TEAM TOTALS	3	182	9	2.97	0	0	2	1	0	106	.915

MONTREAL	GP	MIN	GA	AVG	EN	SO	W	L	OT	SHOTS	SAVE %
KEITH KINKAID	1	61	4	3.97	0	0	0	0	1	84	.952
CAREY PRICE	2	121	4	1.98	0	0	1	0	1	29	.862
TEAM TOTALS	3	182	8	2.64	0	0	1	0	2	113	.929

## POWER PLAY:

FLYERS	0	FOR	12	00.0%	MONTREAL	2	FOR	6	33.3%
HOME	0	FOR	10	00.0%	HOME	1	FOR	3	33.3%
AWAY	0	FOR	2	00.0%	AWAY	1	FOR	3	33.3%

## PENALTY KILLING:

FLYERS	4	FOR	6	66.7%	MONTREAL	12	FOR	12	100.0%
HOME	2	FOR	3	66.7%	HOME	2	FOR	2	100.0%
AWAY	2	FOR	3	66.7%	AWAY	10	FOR	10	100.0%



## vs. NASHVILLE PREDATORS

- 2019-20 RESULTS -		
W	L	OTL
0	0	0

**BOTH GAMES CANCELLED DUE TO  
COVID-19 SEASON PAUSE**





# vs. NEW JERSEY DEVILS

- 2019-20 RESULTS -		
W	L	OTL
2	1	0

DATE	GAME NO.	FLYERS GOALSCORERS	GOALTENDERS	WINNING GOAL
10-9-19	2	NEW JERSEY 0 AT FLYERS 4	9P,13P,14,11	I.PROVOROV
11-1-19	12	FLYERS 4 AT NEW JERSEY 3 SO	23,14,49	S.COUTURIER
2-6-20	54	NEW JERSEY 5 AT FLYERS 0	ELLIOTT,LYON (L)/ BLACKWOOD (W)	B.COLEMAN

	GP	W	L	OT	PTS	GF	GA	SO	PPG	SHG	PIM
FLYERS	3	2	1	0	4	7	8	1	2	0	29
NEW JERSEY	3	1	1	1	3	8	7	1	3	1	54

GOALS BY PERIOD:	1ST	2ND	3RD	OT	TOTAL	SHOTS BY PERIOD:	1ST	2ND	3RD	OT	TOTAL
FLYERS	1	2	4	0	7	FLYERS	25	41	41	4	111
NEW JERSEY	2	2	4	0	8	NEW JERSEY	26	19	23	2	70

## INDIVIDUAL SCORING:

FLYERS	GP	G	A	P	+/-	PIM	PP	SH	DEVILS	GP	G	A	P	+/-	PIM	PP	SH
SEAN COUTURIER	3	2	1	3	4	2	0	0	MILES WOOD	3	2	0	2	2	2	0	0
TRAVIS KONECNY	3	1	2	3	1	2	0	0	TAYLOR HALL	2	1	1	2	-3	0	0	0
OSKAR LINDBLUM	2	1	2	3	4	0	0	0	KYLE PALMIERI	3	0	2	2	-1	17	0	0
IVAN PROVOROV	3	1	1	2	1	0	1	0	BLAKE COLEMAN	3	1	0	1	0	2	0	0
MATT NISKANEN	3	0	2	2	2	5	0	0	PAVEL ZACHA	2	1	0	1	3	0	0	1
KEVIN HAYES	3	1	0	1	-1	6	1	0	WAYNE SIMMONDS	3	1	0	1	0	0	1	0
JOEL FARABEE	1	1	0	1	0	0	0	0	SAMI VATANEN	2	1	0	1	0	2	1	0
CLAUDE GIROUX	3	0	1	1	-3	2	0	0	DAMON SEVERSON	3	1	0	1	3	0	1	0
MICHAEL RAFFL	3	0	1	1	-1	2	0	0	MIRCO MUELLER	1	0	1	1	2	0	0	0
ROBERT HAGG	1	0	0	0	0	0	0	0	ANDY GREENE	3	0	1	1	1	2	0	0
CHRIS STEWART	1	0	0	0	0	0	0	0	KEVIN ROONEY	3	0	1	1	1	0	0	0
JUSTIN BRAUN	3	0	0	0	0	2	0	0	P.K. SUBBAN	3	0	1	1	1	4	0	0
PHILIPPE MYERS	2	0	0	0	0	0	0	0	NICO HISCHIER	2	0	1	1	-2	0	0	0
NICOLAS AUBE-KUBEL	1	0	0	0	-1	0	0	0	JACK HUGHES	3	0	1	1	-1	0	0	0
TRAVIS SANHEIM	3	0	0	0	0	2	0	0	TRAVIS ZAJAC	3	0	1	1	0	0	0	0
SHAYNE GOSTISBEHERE	3	0	0	0	-2	4	0	0	CONNOR CARRICK	2	0	0	0	-2	0	0	0
ANDY ANDREOFF	1	0	0	0	-1	0	0	0	JOHN HAYDEN	3	0	0	0	0	4	0	0
TYLER PITLICK	2	0	0	0	0	2	0	0	MATT TENNYSON	1	0	0	0	-2	2	0	0
CONNOR BUNNAMAN	2	0	0	0	0	0	0	0	JESPER BRATT	3	0	0	0	0	0	0	0
JAMES VAN RIEMSDYK	3	0	0	0	-3	0	0	0	JOEY ANDERSON	1	0	0	0	0	0	0	0
JAKUB VORACEK	3	0	0	0	0	0	0	0	WILL BUTCHER	3	0	0	0	-3	0	0	0
GERMAN RUBTSOV	1	0	0	0	0	0	0	0	NIKITA GUSEV	2	0	0	0	0	2	0	0
CARSEN TWARYNSKI	2	0	0	0	0	0	0	0									
SCOTT LAUGHTON	2	0	0	0	0	0	0	0									

## GOALTENDING RECORD:

FLYERS	GP	MIN	GA	AVG	EN	SO	W	L	OT	SHOTS	SAVE %
BRIAN ELLIOT	1	44	4	5.45	0	0	0	1	0	17	.765
CARTER HART	2	125	3	1.44	0	1	2	0	0	51	.941
ALEX LYON	1	15	1	3.92	0	0	0	0	0	2	.500
TEAM TOTALS	3	184	8	2.61	0	1	2	1	0	70	.886

NEW JERSEY	GP	MIN	GA	AVG	EN	SO	W	L	OT	SHOTS	SAVE %
MACKENZIE BLACKWOOD	2	124	3	1.45	0	1	1	0	1	77	.961
CORY SCHNEIDER	1	60	4	4.01	0	0	0	1	0	30	.882
TEAM TOTALS	3	184	7	2.28	0	1	1	1	1	107	.935

## POWER PLAY:

FLYERS	2	FOR	11	18.2%	NEW JERSEY	3	FOR	12	25.0%
HOME	2	FOR	8	25.0%	HOME	2	FOR	4	50.0%
AWAY	0	FOR	3	00.0%	AWAY	1	FOR	8	12.5%

## PENALTY KILLING

FLYERS	9	FOR	12	75.0%	NEW JERSEY	9	FOR	11	81.8%
HOME	7	FOR	8	87.5%	HOME	3	FOR	3	100.0%
AWAY	2	FOR	4	50.0%	AWAY	6	FOR	8	75.0%



vs. NEW YORK ISLANDERS

- 2019-20 RESULTS -		
W	L	OTL
0	2	1

DATE	GAME NO.	FLYERS GOALSCORERS	GOALTENDERS	WINNING GOAL
10-27-19	10	FLYERS 3 AT ISLANDERS 5	ELLIOTT,HART (L)/VARLAMOV (W)	R.PULOCK
11-16-19	20	ISLANDERS 4 AT FLYERS 3 SO	ELLIOTT (L)/GREISS (W)	J.EBERLE
2-11-20	57	FLYERS 3 AT ISLANDERS 5	ELLIOTT (L)/VARLAMOV (W)	R.PULOCK

	GP	W	L	OT	PTS	GF	GA	SO	PPG	SHG	PIM
FLYERS	3	0	2	1	1	9	13	0	1	0	19
ISLANDERS	3	3	0	0	6	13	9	0	1	0	23

GOALS BY PERIOD: 1ST	2ND	3RD	OT	TOTAL	SHOTS BY PERIOD: 1ST	2ND	3RD	OT	TOTAL		
FLYERS	4	3	2	0	9	FLYERS	29	31	39	1	100
ISLANDERS	6	2	5	0	13	ISLANDERS	27	34	30	3	94

INDIVIDUAL SCORING:

FLYERS	GP	G	A	P	+/-	PIM	PP	SH	ISLANDERS	GP	G	A	P	+/-	PIM	PP	SH
SEAN COUTURIER	3	2	1	3	-1	0	0	0	MATHEW BARZAL	3	2	3	5	2	2	1	0
CLAUDE GIROUX	3	1	2	3	1	2	0	0	DERICK BRASSARD	3	1	3	4	3	0	0	0
IVAN PROVOROV	3	1	2	3	-1	0	1	0	JOSH BAILEY	3	1	2	3	1	0	0	0
TRAVIS KONECNY	3	2	0	2	0	0	0	0	ANDERS LEE	3	1	2	3	0	0	0	0
OSKAR LINDBLOM	2	1	1	2	-2	0	0	0	BROCK NELSON	3	0	3	3	-1	2	0	0
JAKUB VORACEK	3	1	1	2	1	0	0	0	RYAN PULOCK	3	2	0	2	4	2	0	0
JAMES VAN RIEMSDYK	3	0	2	2	0	0	0	0	ANTHONY BEAUVILLIER	3	2	0	2	1	0	0	0
SCOTT LAUGHTON	1	0	2	2	0	0	0	0	JORDAN EBERLE	2	1	1	2	0	2	0	0
ROBERT HAGG	2	1	0	1	1	0	0	0	LEO KOMAROV	1	1	1	2	1	0	0	0
KEVIN HAYES	3	0	1	1	-2	4	0	0	MATT MARTIN	1	1	0	1	0	0	0	0
JOEL FARABEE	3	0	1	1	-1	0	0	0	ROSS JOHNSTON	2	1	0	1	1	9	0	0
TRAVIS SANHEIM	3	0	1	1	-3	2	0	0	CAL CLUTTERBUCK	2	0	1	1	1	0	0	0
JUSTIN BRAUN	3	0	1	1	1	0	0	0	DEVON TOEWS	3	0	1	1	5	0	0	0
MATT NISKANEN	3	0	1	1	-2	0	0	0	COLE BARDREAU	1	0	1	1	0	2	0	0
CONNOR BUNNAMAN	1	0	0	0	0	0	0	0	ADAM PELECH	2	0	1	1	2	0	0	0
MIKHAIL VOROBYEV	1	0	0	0	-1	0	0	0	JOHNNY BOYCHUK	3	0	1	1	0	2	0	0
ANDY ANDREOFF	1	0	0	0	0	0	0	0	OLIVER WAHLSTROM	1	0	0	0	1	0	0	0
SAMUEL MORIN	1	0	0	0	-1	0	0	0	OTTO KOIVULA	1	0	0	0	0	0	0	0
PHILIPPE MYERS	1	0	0	0	-2	0	0	0	CASEY CIZIKAS	3	0	0	0	1	2	0	0
NICOLAS AUBE-KUBEL	1	0	0	0	0	0	0	0	NOAH DOBSON	1	0	0	0	-1	0	0	0
MICHAEL RAFFL	3	0	0	0	-2	0	0	0	KIEFFER BELLOWES	1	0	0	0	0	0	0	0
SHAYNE GOSTISBEHERE	2	0	0	0	-1	2	0	0	MICHAEL DAL COLLE	3	0	0	0	1	0	0	0
TYLER PITLICK	3	0	0	0	-4	0	0	0	SCOTT MAYFIELD	3	0	0	0	0	0	0	0
CHRIS STEWART	2	0	0	0	-1	7	0	0	NICK LEDDY	3	0	0	0	-2	0	0	0

GOALTENDING RECORD:

FLYERS	GP	MIN	GA	AVG	EN	SO	W	L	OT	SHOTS	SAVE %
BRIAN ELLIOTT	3	152	7	2.76	1	0	0	1	1	79	.911
CARTER HART	1	29	5	10.43	0	0	0	1	0	14	.643
TEAM TOTALS	3	181	12	3.98	1	0	0	2	1	93	.871

ISLANDERS	GP	MIN	GA	AVG	EN	SO	W	L	OT	SHOTS	SAVE %
THOMAS GREISS	1	65	3	2.79	0	0	1	0	0	31	.903
SEMYON VARLAMOV	2	120	6	3.00	0	0	2	0	0	69	.913
TEAM TOTALS	3	185	9	2.92	0	0	3	0	0	100	.910

POWER PLAY:

FLYERS	1	FOR	8	12.5%	ISLANDERS	1	FOR	6	16.7%
HOME	1	FOR	3	33.3%	HOME	0	FOR	3	00.0%
AWAY	0	FOR	5	00.0%	AWAY	1	FOR	3	33.3%

PENALTY KILLING

FLYERS	5	FOR	6	83.3%	ISLANDERS	7	FOR	8	87.5%
HOME	2	FOR	3	66.7%	HOME	5	FOR	5	100.0%
AWAY	3	FOR	3	100.0%	AWAY	2	FOR	3	66.7%



vs. NEW YORK RANGERS

- 2019-20 RESULTS -		
W	L	OTL
3	0	0

DATE	GAME NO.	FLYERS GOALSCORERS	GOALTENDERS	WINNING GOAL
12-23-19	37	RANGERS 1 AT FLYERS 5 613,613,62P	HART (W)/LUNDOVIST (L)	K.HAYES
2-28-20	64	RANGERS 2 AT FLYERS 5 14,25,28,28P,13	HART (W)/GEORGIEV (L)	C.GIROUX
3-1-20	65	FLYERS 5 AT RANGERS 3 15P,14P,12S,38,11P	HART (W)/LUNDOVIST (L)	D.GRANT

	GP	W	L	OT	PTS	GF	GA	SO	PPG	SHG	PIM
FLYERS	3	3	0	0	6	15	6	0	5	1	30
RANGERS	3	0	3	0	0	6	15	0	3	1	42

GOALS BY PERIOD:	1ST	2ND	3RD	OT	TOTAL	SHOTS BY PERIOD:	1ST	2ND	3RD	OT	TOTAL
FLYERS	4	5	6	0	15	FLYERS	41	27	28	0	96
RANGERS	1	2	3	0	6	RANGERS	25	29	35	0	89

INDIVIDUAL SCORING:

FLYERS	GP	G	A	P	+/-	PIM	PP	SH	NY RANGERS	GP	G	A	P	+/-	PIM	PP	SH
JAKUB VORACEK	3	0	7	7	2	4	0	0	MIKA ZIBANEJAD	3	2	1	3	-7	0	2	0
TRAVIS SANHEIM	3	2	3	5	2	4	0	0	ARTEMI PANARIN	3	0	3	3	-4	0	0	0
SEAN COUTURIER	3	2	2	4	2	0	1	0	JESPER FAST	3	2	0	2	0	0	0	1
TRAVIS KONECNY	3	1	3	4	-1	2	1	0	BRETT HOWDEN	3	1	1	2	-2	6	0	0
KEVIN HAYES	3	3	0	3	2	2	0	0	PAVEL BUCHNEVICH	3	1	1	2	-3	4	1	0
CLAUDE GIROUX	3	2	1	3	2	0	1	0	TONY DEANGELO	3	0	-2	2	-5	2	0	0
NICOLAS AUBE-KUBEL	3	1	2	3	1	0	1	0	BRADY SKJEI	1	0	1	1	-1	0	0	0
JAMES VAN RIEMSDYK	3	1	2	3	3	0	0	0	GREG MCKEGG	2	0	1	1	1	4	0	0
DEREK GRANT	2	1	1	2	2	0	0	0	ADAM FOX	3	0	1	1	0	4	0	0
IVAN PROVOROV	3	0	2	2	1	2	0	0	JACOB TROUBA	3	0	0	0	-1	0	0	0
JUSTIN BRAUN	3	0	2	2	4	0	0	0	PHILLIP DI GIUSEPPE	2	0	0	0	-1	0	0	0
SCOTT LAUGHTON	2	0	2	2	2	4	0	0	BRENDAN LEMIEUX	3	0	0	0	-1	12	0	0
MATT NISKANEN	3	1	0	1	3	2	1	0	BRENDAN SMITH	3	0	0	0	-1	0	0	0
MICHAEL RAFFL	2	1	0	1	1	2	0	1	JULIEN GAUTHIER	2	0	0	0	0	0	0	0
TYLER PITLICK	3	0	1	1	2	0	0	0	KAAPPO KAKKO	2	0	0	0	-1	0	0	0
JOEL FARABEE	1	0	1	1	2	0	0	0	MARC STAAL	3	0	0	0	-3	0	0	0
ROBERT HAGG	2	0	0	0	2	0	0	0	RYAN STROME	3	0	0	0	-4	6	0	0
NATE THOMPSON	2	0	0	0	0	4	0	0	RYAN LINDGREN	3	0	0	0	-1	4	0	0
PHILIPPE MYERS	3	0	0	0	2	4	0	0	FILIP CHYTIL	3	0	0	0	-1	0	0	0
SHAYNE GOSTISBEHERE	1	0	0	0	1	0	0	0	CHRIS KREIDER	2	0	0	0	-2	0	0	0
ANDY ANDREOFF	1	0	0	0	0	0	0	0	MICHEAL HALEY	1	0	0	0	0	0	0	0
MORGAN FROST	1	0	0	0	0	0	0	0									
MIKHAIL VOROBYEV	1	0	0	0	0	0	0	0									

GOALTENDING RECORD:

FLYERS	GP	MIN	GA	AVG	EN	SO	W	L	OT	SHOTS	SAVE %
CARTER HART	3	180	6	2.00	0	0	3	0	0	89	.933
TEAM TOTALS	3	180	6	2.00	0	0	3	0	0	89	.933

RANGERS	GP	MIN	GA	AVG	EN	SO	W	L	OT	SHOTS	SAVE %
ALEXANDAR GEORGIEV	1	60	5	5.00	0	0	0	1	0	40	.875
HENRIK LUNDOVIST	2	117	10	5.11	0	0	0	2	0	56	.821
TEAM TOTALS	3	177	15	5.08	0	0	0	3	0	96	.848

POWER PLAY:

FLYERS	5	FOR	14	35.7%	RANGERS	3	FOR	13	23.1%
HOME	2	FOR	9	22.2%	HOME	0	FOR	7	00.0%
AWAY	3	FOR	5	60.0%	AWAY	3	FOR	6	50.0%

PENALTY KILLING

FLYERS	10	FOR	13	76.9%	RANGERS	9	FOR	14	64.3%
HOME	7	FOR	7	100.0%	HOME	2	FOR	5	40.0%
AWAY	3	FOR	6	50.0%	AWAY	7	FOR	9	77.8%



# vs. OTTAWA SENATORS

- 2019-20 RESULTS -		
W	L	OTL
2	1	0

DATE	GAME NO.		FLYERS GOALSCORERS	GOALTENDERS	WINNING GOAL
11-15-19	19	FLYERS 1 AT OTTAWA 2	18	HART (L)/NILSSON (W)	FCHLAPIK
12-7-19	30	OTTAWA 3 AT FLYERS 4	11,53,9,21	HART (W)/ANDERSON, NILSSON (L)	S.LAUGHTON
12-21-19	36	FLYERS 5 AT OTTAWA 4 SO	13P,25,93,25	ELLIOTT (W)/HOGBERG (L)	S.COUTURIER

	GP	W	L	OT	PTS	GF	GA	SO	PPG	SHG	PIM
FLYERS	3	2	1	0	4	9	9	0	1	0	30
OTTAWA	3	1	1	1	3	9	9	0	2	1	36

GOALS BY PERIOD: 1ST					2ND	3RD	OT	TOTAL	SHOTS BY PERIOD: 1ST					2ND	3RD	OT	TOTAL
FLYERS	4	2	3	0	9	FLYERS	31	24	24	7	86						
OTTAWA	1	6	2	0	9	OTTAWA	32	27	23	1	83						

## INDIVIDUAL SCORING:

FLYERS	GP	G	A	P	+/-	PIM	PP	SH	OTTAWA	GP	G	A	P	+/-	PIM	PP	SH
JAMES VAN RIEMSDYK	3	2	2	4	1	0	0	0	ANTHONY DUCLAIR	3	3	1	4	1	0	1	1
TYLER PITLICK	3	1	2	3	3	0	0	0	TYLER ENNIS	3	3	1	4	2	0	1	0
SCOTT LAUGHTON	1	1	1	2	1	0	0	0	MARK BOROWIECKI	3	1	2	3	4	0	0	0
JAKUB VORACEK	3	1	1	2	1	7	0	0	ERIK BRANNSTROM	2	0	2	2	0	2	0	0
KEVIN HAYES	3	1	1	2	1	4	1	0	BRADY TKACHUK	3	1	0	1	-1	4	0	0
MORGAN FROST	2	0	2	2	0	0	0	0	FILIP CHLAPIK	1	1	0	1	1	2	0	0
SHAYNE GOSTISBEHERE	3	1	0	1	2	4	0	0	CHRIS TIERNEY	3	0	1	1	-2	0	0	0
TRAVIS KONECNY	3	1	0	1	-2	0	0	0	COLIN WHITE	3	0	1	1	-2	4	0	0
IVAN PROVOROV	3	1	0	1	0	2	0	0	THOMAS CHABOT	3	0	1	1	-3	6	0	0
NICOLAS AUBE-KUBEL	1	0	1	1	1	0	0	0	CONNOR BROWN	3	0	1	1	0	0	0	0
ANDY ANDREOFF	2	0	1	1	0	2	0	0	DYLAN DEMELO	2	0	1	1	3	0	0	0
CLAUDE GIROUX	3	0	1	1	-1	2	0	0	ANDREAS ENGLUND	1	0	1	1	1	0	0	0
PHILIPPE MYERS	3	0	1	1	5	2	0	0	JEAN-GABRIEL PAGEAU	3	0	1	1	0	5	0	0
JOEL FARABEE	2	0	1	1	1	5	0	0	BOBBY RYAN	1	0	0	0	-1	0	0	0
SEAN COUTURIER	3	0	0	0	-2	0	0	0	NIKITA ZAITSEV	2	0	0	0	-1	0	0	0
MICHAEL RAFFL	1	0	0	0	1	0	0	0	JONATHAN DAVIDSSON	1	0	0	0	0	0	0	0
MIKHAIL VOROBYEV	2	0	0	0	0	0	0	0	MAXIME LAJOIE	1	0	0	0	1	0	0	0
CARSEN TWARYNSKI	1	0	0	0	0	0	0	0	CODY GOLOUBEV	2	0	0	0	-3	0	0	0
MATT NISKANEN	2	0	0	0	0	0	0	0	ARTEM ANISIMOV	2	0	0	0	-1	0	0	0
OSKAR LINDBLOM	2	0	0	0	-1	0	0	0	J.C. BEAUDIN	1	0	0	0	-1	0	0	0
CHRIS STEWART	1	0	0	0	-1	0	0	0	LOGAN BROWN	3	0	0	0	1	0	0	0
TRAVIS SANHEIM	3	0	0	0	-2	0	0	0	RON HAINSEY	2	0	0	0	-4	0	0	0
ROBERT HAGG	1	0	0	0	0	0	0	0	NICK PAUL	3	0	0	0	-3	5	0	0
JUSTIN BRAUN	3	0	0	0	-2	2	0	0	VLADISLAV NAMESTNIKOV	3	0	0	0	-2	2	0	0

## GOALTENDING RECORD:

FLYERS	GP	MIN	GA	AVG	EN	SO	W	L	OT	SHOTS	SAVE %
BRIAN ELLIOTT	1	65	4	3.69	0	0	1	0	0	34	.882
CARTER HART	2	117	5	2.57	0	0	1	1	0	49	.898
TEAM TOTALS	3	182	9	2.97	0	0	2	1	0	83	.892

OTTAWA	GP	MIN	GA	AVG	EN	SO	W	L	OT	SHOTS	SAVE %
CRAIG ANDERSON	1	7	2	17.18	0	0	0	0	0	6	.667
MARCUS HOGBERG	1	65	4	3.69	0	0	0	0	1	38	.895
ANDERS NILSSON	2	110	3	1.63	0	0	1	1	0	42	.929
TEAM TOTALS	3	182	9	2.97	0	0	1	1	1	86	.895

## POWER PLAY:

FLYERS	1	FOR	12	8.3%	OTTAWA	2	FOR	10	20.0%
HOME	0	FOR	2	00.0%	HOME	2	FOR	7	28.6%
AWAY	1	FOR	10	10.0%	AWAY	0	FOR	3	00.0%

## PENALTY KILLING:

FLYERS	8	FOR	10	80.0%	OTTAWA	11	FOR	12	91.7%
HOME	3	FOR	3	100.0%	HOME	9	FOR	10	90.0%
AWAY	5	FOR	7	71.4%	AWAY	2	FOR	2	100.0%



vs. PITTSBURGH PENGUINS

- 2019-20 RESULTS -		
W	L	OTL
1	1	1

DATE	GAME NO.	FLYERS	GOALSCORERS	GOALTENDERS	WINNING GOAL
10-29-19	11	FLYERS 1 AT PITTSBURGH 7	23	ELLIOTT,HART (L)/MURRAY(W)	J.MCCANN
1-21-20	50	PITTSBURGH 0 AT FLYERS 3	93,25,61	ELLIOTT (W)/JARRY (L)	J.VORACEK
1-31-20	51	FLYERS 3 AT PITTSBURGH 4 OT	93P,18,21	ELLIOTT (L)/JARRY(W)	S.CROSBY

	GP	W	L	OT	PTS	GF	GA	SO	PPG	SHG	PIM
FLYERS	3	1	1	1	3	11	7	1	1	0	18
PITTSBURGH	3	2	1	0	4	11	7	0	2	0	22

GOALS BY PERIOD:	1ST	2ND	3RD	OT	TOTAL	SHOTS BY PERIOD:	1ST	2ND	3RD	OT	TOTAL
FLYERS	1	3	3	0	7	FLYERS	22	34	34	0	90
PITTSBURGH	4	5	1	1	11	PITTSBURGH	27	32	16	1	76

INDIVIDUAL SCORING:

FLYERS	GP	G	A	TP	+/-	PIM	PP	SH	PITTSBURGH	GP	G	A	TP	+/-	PIM	PP	SH
JAKUB VORACEK	3	2	0	2	-1	4	1	0	SIDNEY CROSBY	3	2	4	6	1	4	0	0
TYLER PITLICK	3	1	1	2	1	0	0	0	DOMINIK KAHUN	1	1	2	3	3	0	0	0
SEAN COUTURIER	3	0	2	2	0	0	0	0	EVGENI MALKIN	2	1	2	3	0	4	0	0
JOEL FARABEE	3	0	2	2	-2	2	0	0	BRYAN RUST	3	1	2	3	2	0	1	0
MATT NISKANEN	3	0	2	2	-1	0	0	0	KRIS LETANG	3	1	2	3	2	2	1	0
SCOTT LAUGHTON	2	1	0	1	2	0	0	0	DOMINIK SIMON	3	1	2	3	0	0	0	0
OSKAR LINDBLOM	1	1	0	1	1	0	0	0	JARED MCCANN	3	1	1	2	0	0	0	0
JAMES VAN RIEMSDYK	3	1	0	1	1	0	0	0	PATRIC HORNQVIST	3	0	2	2	-2	0	0	0
JUSTIN BRAUN	3	1	0	1	-1	2	0	0	JAKE GUENTZEL	1	1	0	1	3	0	0	0
KEVIN HAYES	3	0	1	1	-1	0	0	0	ZACH ASTON-REESE	3	1	0	1	0	2	0	0
CLAUDE GIROUX	3	0	1	1	0	0	0	0	JUSTIN SCHULTZ	2	1	0	1	1	0	0	0
NICOLAS AUBE-KUBEL	2	0	1	1	1	0	0	0	BRANDON TANEV	3	0	1	1	0	0	0	0
TRAVIS KONECNY	3	0	1	1	0	2	0	0	JACK JOHNSON	3	0	1	1	-1	0	0	0
SHAYNE GOSTISBEHERE	1	0	1	1	0	0	0	0	JOHN MARINO	3	0	0	0	0	2	0	0
MICHAEL RAFFL	2	0	0	0	-5	0	0	0	ANTHONY ANGELLO	1	0	0	0	0	0	0	0
IVAN PROVOROV	3	0	0	0	-1	0	0	0	MARCUS PETERSSON	3	0	0	0	2	0	0	0
PHILIPPE MYERS	2	0	0	0	-1	2	0	0	CHAD RUHWEDEL	2	0	0	0	-1	0	0	0
CHRIS STEWART	1	0	0	0	-3	0	0	0	TEDDY BLUEGER	3	0	0	0	0	0	0	0
TRAVIS SANHEIM	3	0	0	0	-3	0	0	0	SAM LAFFERTY	1	0	0	0	0	0	0	0
ROBERT HAGG	3	0	0	0	0	4	0	0	JUUSO RIIKOLA	1	0	0	0	0	2	0	0
GERMAN RUBTSOV	1	0	0	0	0	0	0	0	NICK BJUGSTAD	1	0	0	0	0	2	0	0
MIKHAIL VOROBYEV	1	0	0	0	-3	0	0	0	ALEX GALCHENYUK	3	0	0	0	-1	2	0	0
CONNOR BUNNAMAN	2	0	0	0	1	0	0	0	ANDREW AGOZZINO	2	0	0	0	0	0	0	0
									BRIAN DUMOULIN	1	0	0	0	3	0	0	0

GOALTENDING RECORD:

FLYERS	GP	MIN	GA	AVG	EN	SO	W	L	OT	SHOTS	SAVE %
BRIAN ELLIOTT	3	160	10	3.74	0	1	1	1	1	67	.851
CARTER HART	1	19	1	3.21	0	0	0	0	0	9	.889
TEAM TOTALS	3	179	11	3.69	0	1	1	1	1	76	.855

PITTSBURGH	GP	MIN	GA	AVG	EN	SO	W	L	OT	SHOTS	SAVE %
TRISTAN JARRY	2	121	5	2.49	1	0	1	1	0	59	.915
MATT MURRAY	1	60	1	1.00	0	0	1	0	0	30	.967
TEAM TOTALS	3	181	6	1.99	1	0	2	1	0	89	.933

POWER PLAY:

FLYERS	1	FOR	10	10.0%	PITTSBURGH	2	FOR	8	25.0%
HOME	0	FOR	3	00.0%	HOME	2	FOR	5	40.0%
AWAY	1	FOR	7	14.3%	AWAY	0	FOR	3	00.0%

PENALTY KILLING

FLYERS	6	FOR	8	75.0%	PITTSBURGH	9	FOR	10	90.0%
HOME	3	FOR	3	100.0%	HOME	3	FOR	3	100.0%
AWAY	3	FOR	5	60.0%	AWAY	6	FOR	7	85.7%



# vs. SAN JOSE SHARKS

- 2019-20 RESULTS -		
W	L	OTL
1	1	0

DATE	GAME NO.	FLYERS 1 AT SAN JOSE 6	FLYERS GOALSCORERS	GOALTENDERS	WINNING GOAL
12-28-19	38	FLYERS 1 AT SAN JOSE 6	9P	HART (L)/JONES (W)	J.KELLMAN
2-25-20	63	SAN JOSE 2 AT FLYERS 4	62P;13,11,13	HART (W)/DELL (L)	T.KONECNY

	GP	W	L	OT	PTS	GF	GA	SO	PPG	SHG	PIM
FLYERS	2	1	1	0	2	5	8	0	2	0	8
SAN JOSE	2	1	1	0	2	8	5	0	0	0	12

GOALS BY PERIOD: 1ST	2ND	3RD	OT	TOTAL	SHOTS BY PERIOD: 1ST	2ND	3RD	OT	TOTAL
FLYERS	1	2	2	0	5	FLYERS	13	18	23
SAN JOSE	2	2	4	0	8	SAN JOSE	22	21	14

## INDIVIDUAL SCORING:

FLYERS	GP	G	A	TP	+/-	PIM	PP	SH	SAN JOSE	GP	G	A	TP	+/-	PIM	PP	SH
TRAVIS KONECNY	2	1	3	4	2	0	0	0	TIMO MEIER	2	3	0	3	3	2	0	0
KEVIN HAYES	2	2	1	3	1	0	0	0	BARCLAY GOODROW	1	0	3	3	4	2	0	0
SCOTT LAUGHTON	1	0	2	2	3	0	0	0	JOEL KELLMAN	2	2	0	2	2	0	0	0
NICOLAS AUBE-KUBEL	2	1	0	1	-4	0	1	0	MARIO FERRARO	2	1	1	2	3	0	0	0
IVAN PROVOROV	2	1	0	1	0	0	1	0	MARCUS SORENSEN	2	0	2	2	1	0	0	0
JAMES VAN RIEMSDYK	2	0	1	1	-1	0	0	0	EVANDER KANE	2	0	2	2	4	0	0	0
MATT NISKANEN	2	0	1	1	1	2	0	0	NOAH GREGOR	1	1	0	1	0	2	0	0
CLAUDE GIROUX	2	0	1	1	-1	0	0	0	PATRICK MARLEAU	1	1	0	1	1	2	0	0
ANDY ANDREOFF	1	0	0	0	-3	0	0	0	JOE THORNTON	2	0	1	1	-1	0	0	0
JOEL FARABEE	1	0	0	0	-2	0	0	0	BRENDEN DILLON	1	0	1	1	3	0	0	0
JUSTIN BRAUN	2	0	0	0	-4	0	0	0	RADIM SIMEK	2	0	1	1	0	0	0	0
ROBERT HAGG	1	0	0	0	-2	0	0	0	BRENT BURNS	2	0	1	1	2	-2	0	0
TYLER PITLICK	2	0	0	0	-1	0	0	0	TIM HEED	1	0	1	1	1	0	0	0
JAKUB VORACEK	2	0	0	0	-2	0	0	0	JACOB MIDDLETON	1	0	1	1	1	0	0	0
SEAN COUTURIER	2	0	0	0	-1	0	0	0	ANTTI SUOMELA	1	0	0	0	1	0	0	0
MORGAN FROST	1	0	0	0	-3	0	0	0	ERIK KARLSSON	1	0	0	0	0	0	0	0
NATE THOMPSON	1	0	0	0	-1	0	0	0	MARC-EDOUARD VLASIC	2	0	0	0	0	0	0	0
MICHAEL RAFFL	1	0	0	0	-1	0	0	0	MELKER KARLSSON	1	0	0	0	1	0	0	0
DEREK GRANT	1	0	0	0	0	2	0	0	LOGAN COUTURE	2	0	0	0	0	0	0	0
MIKHAIL VOROBYEV	1	0	0	0	-1	0	0	0	ALEXANDER TRUE	1	0	0	0	0	0	0	0
PHILIPPE MYERS	2	0	0	0	0	2	0	0	DYLAN GAMBRELL	1	0	0	0	-2	0	0	0
TRAVIS SANHEIM	2	0	0	0	-1	0	0	0	TOMAS HERTL	1	0	0	0	0	0	0	0
SHAYNE GOSTISBEHERE	1	0	0	0	-4	0	0	0	KEVIN LABANC	2	0	0	0	0	0	0	0
									STEFAN NOESEN	2	0	0	0	1	0	0	0

## GOALTENDING RECORD:

FLYERS	GP	MIN	GA	AVG	EN	SO	W	L	OT	SHOTS	SAVE %
CARTER HART	2	120	8	4.00	0	0	1	1	0	57	.860
TEAM TOTALS	2	120	8	4.00	0	0	1	1	0	57	.860
SAN JOSE	GP	MIN	GA	AVG	EN	SO	W	L	OT	SHOTS	SAVE %
AARON DELL	1	58	4	4.14	0	0	0	1	0	27	.852
MARTIN JONES	1	60	1	1.00	0	0	1	0	0	27	.963
TEAM TOTALS	2	118	5	2.54	0	0	1	1	0	54	.907

## POWER PLAY:

FLYERS	2	FOR	5	40.0%	SAN JOSE	0	FOR	3	00.0%
HOME	1	FOR	2	50.0%	HOME	0	FOR	1	00.0%
AWAY	1	FOR	3	33.3%	AWAY	0	FOR	2	00.0%

## PENALTY KILLING

FLYERS	3	FOR	3	100.0%	SAN JOSE	3	FOR	5	60.0%
HOME	2	FOR	2	100.0%	HOME	2	FOR	3	66.7%
AWAY	1	FOR	1	100.0%	AWAY	1	FOR	2	50.0%



# vs. ST. LOUIS BLUES

- 2019-20 RESULTS -		
W	L	OTL
1	0	0

DATE	GAME NO.	FLYERS GOALSCORERS	GOALTENDERS	WINNING GOAL
1-15-20	47	FLYERS 4 AT ST. LOUIS 3 21,12,11P,93	ELLIOTT (W)/BINNINGTON (L)	J.VORACEK

	GP	W	L	OT	PTS	GF	GA	SO	PPG	SHG	PIM
FLYERS	1	1	0	0	0	2	4	3	0	1	0
ST. LOUIS	1	0	0	1	1	3	4	0	1	0	6

GOALS BY PERIOD: 1ST					2ND	3RD	OT	TOTAL	SHOTS BY PERIOD: 1ST					2ND	3RD	OT	TOTAL
FLYERS	0	2	1	1	4	FLYERS	8	9	7	1	25						
ST. LOUIS	1	0	2	0	3	ST. LOUIS	14	8	11	0	33						

## INDIVIDUAL SCORING:

FLYERS	GP	G	A	TP	+/-	PIM	PP	SH	ST LOUIS	GP	G	A	TP	+/-	PIM	PP	SH
SEAN COUTURIER	1	0	2	2	2	0	0	0	ALEXANDER STEEN	1	1	1	2	1	0	0	0
JAKUB VORACEK	1	1	0	1	2	0	0	0	ROBERT THOMAS	1	0	2	2	1	0	0	0
SCOTT LAUGHTON	1	1	0	1	1	0	0	0	JUSTIN FAULK	1	1	0	1	-2	0	1	0
MICHAEL RAFFL	1	1	0	1	1	4	0	0	RYAN O'REILLY	1	1	0	1	0	0	0	0
TRAVIS KONECNY	1	1	0	1	-1	0	1	0	JADEN SCHWARTZ	1	0	1	1	0	0	0	0
CLAUDE GIROUX	1	0	1	1	-1	0	0	0	DAVID PERRON	1	0	1	1	-1	2	0	0
JAMES VAN RIEMSDYK	1	0	1	1	-1	0	0	0	BRAYDEN SCHENN	1	0	1	1	0	2	0	0
MATT NISKANEN	1	0	1	1	0	2	0	0	IVAN BARBASHEV	1	0	0	0	0	2	0	0
ROBERT HAGG	1	0	1	1	1	0	0	0	TYLER BOZAK	1	0	0	0	0	0	0	0
IVAN PROVOROV	1	0	1	1	1	0	0	0	OSKAR SUNDQVIST	1	0	0	0	-1	0	0	0
TYLER PITLICK	1	0	1	1	1	0	0	0	MACKENZIE MACEACHERN	1	0	0	0	-1	0	0	0
TRAVIS SANHEIM	1	0	0	0	-1	2	0	0	ZACH SANFORD	1	0	0	0	0	0	0	0
PHILIPPE MYERS	1	0	0	0	-1	0	0	0	VINCE DUNN	1	0	0	0	1	0	0	0
MARK FRIEDMAN	1	0	0	0	1	0	0	0	JAY BOUWMEESTER	1	0	0	0	-1	0	0	0
CHRIS STEWART	1	0	0	0	0	0	0	0	NIKO MIKKOLA	1	0	0	0	0	0	0	0
NICOLAS AUBE-KUBEL	1	0	0	0	-1	2	0	0	ROBERT BORTUZZO	1	0	0	0	1	0	0	0
KEVIN HAYES	1	0	0	0	-2	2	0	0	ALEX PIETRANGELO	1	0	0	0	0	0	0	0
CONNOR BUNNAMAN	1	0	0	0	1	0	0	0	JACOB DE LA ROSE	1	0	0	0	-1	0	0	0

## GOALTENDING RECORD:

FLYERS	GP	MIN	GA	AVG	EN	SO	W	L	OT	SHOTS	SAVE %
BRIAN ELLIOTT	1	64	3	2.83	0	0	1	0	0	33	.909
TEAM TOTALS	1	64	3	2.83	0	0	1	0	0	33	.909
ST. LOUIS	GP	MIN	GA	AVG	EN	SO	W	L	OT	SHOTS	SAVE %
JORDAN BINNINGTON	1	64	4	3.78	0	0	0	0	1	25	.840
TEAM TOTALS	1	64	4	3.78	0	0	0	0	1	25	.840

## POWER PLAY:

FLYERS	1	FOR	2	50.0%	ST. LOUIS	1	FOR	6	16.7%
HOME	0	FOR	0	00.0%	HOME	1	FOR	6	16.7%
AWAY	1	FOR	2	50.0%	AWAY	0	FOR	0	00.0%

## PENALTY KILLING

FLYERS	5	FOR	6	83.3%	ST. LOUIS	1	FOR	2	50.0%
HOME	0	FOR	0	00.0%	HOME	1	FOR	2	50.0%
AWAY	5	FOR	6	83.3%	AWAY	0	FOR	0	00.0%





# vs. TAMPA BAY LIGHTNING

- 2019-20 RESULTS -		
W	L	OTL
0	2	0

DATE	GAME NO.	FLYERS	GOALSCORERS	GOALTENDERS	WINNING GOAL
12-27-18	36	FLYERS 0 AT TAMPA BAY 1		HART (L)/VASILEVSKIY (W)	PMAROON
2-19-19	60	TAMPA BAY 5 AT FLYERS 3	9P,25P,28	HART (L)/VASILEVSKIY (W)	B.POINT

	GP	W	L	OT	PTS	GF	GA	SO	PPG	SHG	PIM
FLYERS	2	0	2	0	2	3	6	0	2	0	22
TAMPA BAY	2	2	0	0	4	6	3	1	0	0	30

GOALS BY PERIOD: 1ST					2ND	3RD	OT	TOTAL	SHOTS BY PERIOD: 1ST					2ND	3RD	OT	TOTAL
FLYERS	0	1	2	0	3	FLYERS	15	16	25	0	56						
TAMPA BAY	2	2	2	0	6	TAMPA BAY	19	19	14	0	52						

## INDIVIDUAL SCORING:

FLYERS	GP	G	A	P	+/-	PIM	PP	SH	TAMPA BAY	GP	G	A	P	+/-	PIM	PP	SH
IVAN PROVOROV	2	1	1	2	-4	4	1	0	PAT MAROON	2	1	1	2	2	2	0	0
CLAUDE GIROUX	2	1	1	2	-2	2	0	0	NIKITA KUCHEROV	2	1	1	2	1	2	0	0
JAMES VAN RIEMSDYK	2	1	0	1	-3	0	1	0	VICTOR HEDMAN	2	0	2	2	3	0	0	0
MATT NISKANEN	2	0	1	1	-3	0	0	0	STEVEN STAMKOS	2	0	2	2	1	2	0	0
SEAN COUTURIER	2	0	1	1	-1	0	0	0	CEDRIC PAQUETTE	2	1	0	1	1	0	0	0
TRAVIS SANHEIM	2	0	1	1	0	0	0	0	BRAYDEN POINT	2	1	0	1	1	0	0	0
TRAVIS KONECNY	2	0	1	1	0	8	0	0	ALEX KILLORN	2	1	0	1	1	0	0	0
CONNOR BUNNAMAN	1	0	0	0	0	0	0	0	CARTER VERHAEGHE	2	1	0	1	1	0	0	0
MICHAEL RAFFL	2	0	0	0	0	2	0	0	KEVIN SHATTENKIRK	2	0	1	1	1	2	0	0
SCOTT LAUGHTON	2	0	0	0	-2	0	0	0	TYLER JOHNSON	2	0	1	1	1	0	0	0
KEVIN HAYES	2	0	0	0	-2	2	0	0	MIKHAIL SERGACHEV	2	0	1	1	1	0	0	0
DAVID KASE	1	0	0	0	0	0	0	0	YANNI GOURDE	2	0	1	1	1	2	0	0
MARK FRIEDMAN	1	0	0	0	0	0	0	0	ANTHONY CIRELLI	2	0	0	0	2	0	0	0
JOEL FARABEE	2	0	0	0	0	0	0	0	MITCHELL STEPHENS	2	0	0	0	2	6	0	0
PHILIPPE MYERS	2	0	0	0	-1	0	0	0	ALEXANDER VOLKOV	1	0	0	0	0	0	0	0
NICOLAS AUBE-KUBEL	2	0	0	0	-1	0	0	0	JAN RUTTA	1	0	0	0	0	0	0	0
ROBERT HAGG	2	0	0	0	-1	2	0	0	ERIK CERNAK	2	0	0	0	4	10	0	0
TYLER PITLICK	2	0	0	0	-2	0	0	0	ONDREJ PALAT	1	0	0	0	1	0	0	0
JAKUB VORACEK	2	0	0	0	-2	2	0	0	LUKE SCHENN	1	0	0	0	0	0	0	0
JUSTIN BRAUN	1	0	0	0	-1	0	0	0	BRAYDON COBURN	2	0	0	0	1	4	0	0

## GOALTENDING RECORD:

FLYERS	GP	MIN	GA	AVG	EN	SO	W	L	OT	SHOTS	SAVE %
CARTER HART	2	115	5	2.61	1	0	0	2	0	51	.902
TEAM TOTALS	2	115	5	2.61	1	0	0	2	0	51	.902

TAMPA BAY	GP	MIN	GA	AVG	EN	SO	W	L	OT	SHOTS	SAVE %
ANDREI VASILEVSKIY	2	120	3	1.50	0	1	2	0	0	56	.946
TEAM TOTALS	2	120	3	1.50	0	1	2	0	0	56	.946

## POWER PLAY:

FLYERS	2	FOR	8	25.0%	TAMPA BAY	0	FOR	9	00.0%
HOME	0	FOR	3	00.0%	HOME	0	FOR	5	00.0%
AWAY	2	FOR	5	40.0%	AWAY	0	FOR	4	00.0%

## PENALTY KILLING

FLYERS	9	FOR	9	100.0%	TAMPA BAY	6	FOR	8	75.0%
HOME	4	FOR	4	100.0%	HOME	3	FOR	5	60.0%
AWAY	5	FOR	5	100.0%	AWAY	3	FOR	3	100.0%



# vs. TORONTO MAPLE LEAFS

- 2019-20 RESULTS -		
W	L	OTL
2	0	1

DATE	GAME NO.		FLYERS GOALSCORERS	GOALTENDERS	WINNING GOAL
11-2-19	13	TORONTO 4 AT FLYERS 3 SO	9P, 28P, 6	ELLIOTT (L)/ANDERSEN (W)	A.JOHNSON
11-9-19	16	FLYERS 3 AT TORONTO 2 SO	5, 23P	ELLIOTT (W)/ANDERSEN (L)	S.COUTURIER
12-3-19	28	TORONTO 1 AT FLYERS 6	21, 28, 11, 49, 53, 25	HART (W)/ANDERSEN (L)	C.GIROUX

	GP	W	L	OT	PTS	GF	GA	SO	PPG	SHG	PIM
FLYERS	3	2	0	1	5	11	6	0	3	0	14
TORONTO	3	1	1	1	3	6	11	0	0	0	26

GOALS BY PERIOD: 1ST	2ND	3RD	OT	TOTAL	SHOTS BY PERIOD: 1ST	2ND	3RD	OT	TOTAL
FLYERS	3	2	6	0	11	20	34	38	9
TORONTO	1	2	3	0	6	37	26	21	10

## INDIVIDUAL SCORING:

FLYERS	GP	G	A	TP	+/-	PIM	PP	SH	TORONTO	GP	G	A	TP	+/-	PIM	PP	SH
PHILIPPE MYERS	3	1	3	4	4	0	0	0	JASON SPEZZA	2	1	2	3	1	4	0	0
CLAUDE GIROUX	3	2	1	3	1	4	1	0	TRAVIS DERMOTT	3	2	0	2	3	0	0	0
SHAYNE GOSTISBEHERE	3	1	2	3	2	0	0	0	KASPERI KAPANEN	3	1	1	2	2	2	0	0
IVAN PROVOROV	3	1	2	3	2	2	1	0	WILLIAM NYLANDER	3	1	1	2	-4	0	0	0
TRAVIS KONECNY	3	1	2	3	2	0	0	0	AUSTON MATTHEWS	3	0	2	2	-2	2	0	0
JAMES VAN RIEMSDYK	3	1	1	2	2	0	0	0	MITCHELL MARNER	2	1	0	1	1	0	0	0
TRAVIS SANHEIM	3	1	1	2	-2	0	0	0	MORGAN RIELLY	3	0	1	1	-3	2	0	0
OSKAR LINDBLOM	3	1	1	2	0	0	1	0	JUSTIN HOLL	3	0	1	1	1	0	0	0
JOEL FARABEE	3	1	1	2	1	2	0	0	ILYA MIKHEYEV	3	0	1	1	1	2	0	0
JAKUB VORACEK	3	0	2	2	-1	2	0	0	ZACH HYMAN	1	0	0	0	-1	2	0	0
SCOTT LAUGHTON	1	1	0	1	1	0	0	0	JAKE MUZZIN	2	0	0	0	0	2	0	0
MATT NISKANEN	3	0	1	1	-1	2	0	0	MARTIN MARINCIN	1	0	0	0	0	0	0	0
SEAN COUTURIER	3	0	1	1	0	0	0	0	TYSON BARRIE	3	0	0	0	-3	0	0	0
KEVIN HAYES	3	0	1	1	1	0	0	0	FREDERIK GAUTHIER	3	0	0	0	-2	0	0	0
GERMAN RUBTSOV	1	0	0	0	-1	0	0	0	ALEXANDER KERFOOT	3	0	0	0	-1	0	0	0
ANDY ANDREOFF	1	0	0	0	0	0	0	0	NICHOLAS SHORE	2	0	0	0	0	2	0	0
MORGAN FROST	1	0	0	0	3	0	0	0	JOHN TAVARES	2	0	0	0	0	0	0	0
CARSEN TWARYNSKI	2	0	0	0	-1	0	0	0	PIERRE ENGVALL	1	0	0	0	-2	0	0	0
MICHAEL RAFFL	3	0	0	0	-1	0	0	0	ANDREAS JOHNSON	3	0	0	0	0	0	0	0
TYLER PITLICK	3	0	0	0	0	0	0	0	CODY CECI	3	0	0	0	-2	2	0	0
JUSTIN BRAUN	3	0	0	0	-1	0	0	0	TREVOR MOORE	2	0	0	0	0	0	0	0
									DMYTRO TIMASHOV	3	0	0	0	-1	2	0	0

## GOALTENDING RECORD:

FLYERS	GP	MIN	GA	AVG	EN	SO	W	L	OT	SHOTS	SAVE %
BRIAN ELLIOTT	2	129	5	2.32	0	0	1	0	1	66	.924
CARTER HART	1	60	1	1.00	0	0	1	0	0	28	.964
TEAM TOTALS	3	189	6	1.90	0	0	2	0	1	94	.936
TORONTO	GP	MIN	GA	AVG	EN	SO	W	L	OT	SHOTS	SAVE %
FREDERIK ANDERSEN	3	189	10	3.17	1	0	1	1	1	100	.900
TEAM TOTALS	3	189	10	3.17	1	0	1	1	1	100	.900

## POWER PLAY:

FLYERS	3	FOR	12	25.0%	TORONTO	0	FOR	6	00.0%
HOME	2	FOR	9	22.2%	HOME	0	FOR	3	00.0%
AWAY	1	FOR	3	33.3%	AWAY	0	FOR	3	00.0%

## PENALTY KILLING

FLYERS	6	FOR	6	100.0%	TORONTO	9	FOR	12	75.0%
HOME	3	FOR	3	100.0%	HOME	2	FOR	3	66.7%
AWAY	3	FOR	3	100.0%	AWAY	7	FOR	9	77.8%



# vs. VANCOUVER CANUCKS

- 2019-20 RESULTS -		
W	L	OTL
1	0	1

DATE	GAME NO.	FLYERS 2 AT VANCOUVER 3 SO	81,23P	HART (L)/MARKSTROM (W)	T.PEARSON
10-12-19	3	FLYERS 2 AT VANCOUVER 3 SO	81,23P	HART (L)/MARKSTROM (W)	T.PEARSON
11-25-19	24	VANCOUVER 1 AT FLYERS 2	14,93	HART (W)/DEMKO (L)	J.VORACEK

	GP	W	L	OT	PTS	GF	GA	SO	PPG	SHG	PIM
FLYERS	2	1	1	0	2	3	6	0	1	0	10
VANCOUVER	2	1	1	0	2	6	3	0	0	0	14

GOALS BY PERIOD: 1ST					2ND	3RD	OT	TOTAL	SHOTS BY PERIOD: 1ST					2ND	3RD	OT	TOTAL
FLYERS	2	1	0	0	3	FLYERS	24	21	17	0	62						
VANCOUVER	3	2	1	0	6	VANCOUVER	18	22	26	0	66						

## INDIVIDUAL SCORING:

FLYERS	GP	G	A	TP	+/-	PIM	PP	SH	VANCOUVER	GP	G	A	TP	+/-	PIM	PP	SH
SEAN COUTURIER	2	1	1	2	1	2	0	0	CHRISTOPHER TANEV	2	0	2	2	0	0	0	0
JAKUB VORACEK	2	1	1	2	2	0	0	0	BROCK BOESER	2	1	0	1	-1	0	0	0
JUSTIN BRAUN	2	0	2	2	0	2	0	0	J.T. MILLER	2	1	0	1	-1	2	0	0
CARSEN TWARYNSKI	1	1	0	1	1	2	0	0	TANNER PEARSON	2	1	0	1	1	0	0	0
OSKAR LINDBLOM	2	1	0	1	1	2	1	0	ELIAS PETTERSSON	2	0	1	1	-1	0	0	0
MATT NISKANEN	2	0	1	1	0	0	0	0	JOSH LEIVO	2	0	1	1	1	0	0	0
TRAVIS SANHEIM	2	0	1	1	1	0	0	0	BO HORVAT	2	0	1	1	1	0	0	0
ROBERT HAGG	2	0	1	1	0	0	0	0	JAY BEAGLE	1	0	0	0	0	0	0	0
TRAVIS KONECNY	2	0	1	1	-1	0	0	0	BRANDON SUTTER	1	0	0	0	0	0	0	0
JOEL FARABEE	1	0	0	0	0	0	0	0	TYLER GRAOVAC	1	0	0	0	0	0	0	0
PHILIPPE MYERS	1	0	0	0	0	0	0	0	ADAM GAUDETTE	2	0	0	0	0	0	0	0
IVAN PROVOROV	2	0	0	0	-1	0	0	0	TIM SCHALLER	2	0	0	0	0	0	0	0
SHAYNE GOSTISBEHERE	1	0	0	0	0	0	0	0	ZACK MACEWEN	1	0	0	0	0	0	0	0
TYLER PITLICK	2	0	0	0	-1	0	0	0	TROY STECHER	2	0	0	0	1	0	0	0
CONNOR BUNNAMAN	1	0	0	0	-1	0	0	0	LOUI ERIKSSON	1	0	0	0	0	0	0	0
SCOTT LAUGHTON	2	0	0	0	1	0	0	0	ALEXANDER EDLER	2	0	0	0	-1	2	0	0
MORGAN FROST	1	0	0	0	0	0	0	0	JAKE VIRTANEN	2	0	0	0	0	0	0	0
JAMES VAN RIEMSDYK	2	0	0	0	-1	0	0	0	MICHEAL FERLAND	1	0	0	0	0	0	0	0
MICHAEL RAFFL	2	0	0	0	-2	0	0	0	JORDIE BENN	2	0	0	0	1	2	0	0
KEVIN HAYES	2	0	0	0	0	0	0	0	TYLER MYERS	2	0	0	0	-1	0	0	0
CLAUDE GIROUX	2	0	0	0	0	0	0	0	QUINN HUGHES	2	0	0	0	0	0	0	0

## GOALTENDING RECORD:

FLYERS	GP	MIN	GA	AVG	EN	SO	W	L	OT	SHOTS	SAVE %
CARTER HART	2	124	3	1.45	0	0	1	0	1	41	.927
TEAM TOTALS	2	124	3	1.45	0	0	1	0	1	41	.927

VANCOUVER	GP	MIN	GA	AVG	EN	SO	W	L	OT	SHOTS	SAVE %
THATCHER DEMKO	1	58	2	2.06	0	0	0	1	0	34	.941
JACOB MARKSTROM	1	65	2	1.85	0	0	1	0	0	32	.938
TEAM TOTALS	2	123	4	1.95	0	0	1	1	0	66	.939

## POWER PLAY:

FLYERS	1	FOR	4	25.0%	VANCOUVER	0	FOR	4	00.0%
HOME	0	FOR	1	00.0%	HOME	0	FOR	2	00.0%
AWAY	1	FOR	3	33.3%	AWAY	0	FOR	2	00.0%

## PENALTY KILLING

FLYERS	4	FOR	4	100.0%	VANCOUVER	3	FOR	4	75.0%
HOME	2	FOR	2	100.0%	HOME	2	FOR	3	66.7%
AWAY	2	FOR	2	100.0%	AWAY	1	FOR	1	100.0%



vs. VEGAS GOLDEN KNIGHTS

- 2019-20 RESULTS -		
W	L	OTL
1	1	0

DATE	GAME NO.	VEGAS 2 AT FLYERS 6	FLYERS GOALSCORERS	GOALTENDERS	WINNING GOAL
10-21-19	7		11P,13,9,15P,23,12	ELLIOTT (W)/DANSK (L)	I.PROVOROV
1-2-20	41	FLYERS 4 AT VEGAS 5	28,11,14,14P	HART (L)/FLEURY (W)	C.GLASS

	GP	W	L	OT	PTS	GF	GA	SO	PPG	SHG	PIM
FLYERS	2	1	1	0	2	10	7	0	3	0	12
VEGAS	2	1	1	0	2	7	10	0	2	0	16

GOALS BY PERIOD: 1ST	2ND	3RD	OT	TOTAL	SHOTS BY PERIOD: 1ST	2ND	3RD	OT	TOTAL		
FLYERS	3	5	2	0	10	FLYERS	27	26	22	0	75
VEGAS	4	1	2	0	7	VEGAS	25	23	20	0	68

INDIVIDUAL SCORING:

FLYERS	GP	G	A	TP	+/-	PIM	PP	SH	VEGAS	GP	G	A	TP	+/-	PIM	PP	SH
SEAN COUTURIER	2	2	2	4	1	4	1	0	MAX PACIORETTY	2	2	0	2	0	0	1	0
TRAVIS KONECNY	2	2	1	3	-1	0	1	0	SHEA THEODORE	2	1	1	2	0	0	0	0
MICHAEL RAFFL	2	1	2	3	2	0	0	0	JON MERRILL	2	1	1	2	-1	0	0	0
JAKUB VORACEK	2	0	3	3	2	0	0	0	MARK STONE	2	0	2	2	-2	0	0	0
IVAN PROVOROV	2	1	1	2	1	0	0	0	PAUL STASTNY	2	0	2	2	1	0	0	0
MATT NISKANEN	2	1	1	2	1	0	1	0	CODY GLASS	2	1	0	1	1	0	0	0
CLAUDE GIROUX	2	1	1	2	1	0	0	0	REILLY SMITH	2	1	0	1	-2	2	0	0
OSKAR LINDBLOM	1	1	1	2	1	0	0	0	JONATHAN MARCHESSAULT	1	1	0	1	-2	2	1	0
KEVIN HAYES	2	1	0	1	2	2	0	0	WILLIAM KARLSSON	2	0	1	1	-2	0	0	0
SCOTT LAUGHTON	2	0	1	1	-1	0	0	0	WILLIAM CARRIER	2	0	1	1	2	2	0	0
MIKHAIL VOROBYEV	2	0	1	1	1	0	0	0	NICOLAS ROY	1	0	1	1	1	0	0	0
SHAYNE GOSTISBEHERE	2	0	1	1	1	0	0	0	NICK HOLDEN	2	0	1	1	-1	0	0	0
CHRIS STEWART	2	0	1	1	1	0	0	0	JAKE BISCHOFF	1	0	0	0	-1	2	0	0
TRAVIS SANHEIM	2	0	1	1	1	2	0	0	BRANDON PIRRI	1	0	0	0	-2	0	0	0
ROBERT HAGG	1	0	0	0	0	2	0	0	NATE SCHMIDT	1	0	0	0	-2	0	0	0
JAMES VAN RIEMSDYK	2	0	0	0	0	0	0	0	BRAYDEN MCNABB	2	0	0	0	-2	2	0	0
JUSTIN BRAUN	2	0	0	0	1	0	0	0	NICOLAS HAGUE	1	0	0	0	2	0	0	0
JOEL FARABEE	2	0	0	0	-1	0	0	0	DERYK ENGELLAND	2	0	0	0	2	2	0	0
TYLER PITLICK	1	0	0	0	-1	0	0	0	TOMAS NOSEK	1	0	0	0	0	0	0	0
PHILIPPE MYERS	1	0	0	0	-1	0	0	0	ALEX TUCH	1	0	0	0	-2	0	0	0
									RYAN REAVES	2	0	0	0	1	4	0	0
									CODY EAKIN	1	0	0	0	-2	0	0	0
									CHANDLER STEPHENSON	1	0	0	0	0	0	0	0

GOALTENDING RECORD:

FLYERS	GP	MIN	GA	AVG	EN	SO	W	L	OT	SHOTS	SAVE %
BRIAN ELLIOTT	1	60	2	2.01	0	0	1	0	0	35	.943
CARTER HART	1	58	5	5.16	0	0	0	1	0	33	.848
TEAM TOTALS	2	118	7	3.56	0	0	1	1	0	68	.897
VEGAS	GP	MIN	GA	AVG	EN	SO	W	L	OT	SHOTS	SAVE %
OSCAR DANSK	1	60	6	6.00	0	0	0	1	0	38	.838
MARC-ANDRE FLEURY	1	60	4	4.00	0	0	1	0	0	37	.895
TEAM TOTALS	2	120	10	5.00	0	0	1	1	0	75	.867

POWER PLAY:

FLYERS	3	FOR	8	37.5%	VEGAS	2	FOR	6	33.3%
HOME	2	FOR	5	40.0%	HOME	1	FOR	1	100.0%
AWAY	1	FOR	3	33.3%	AWAY	1	FOR	5	20.0%

PENALTY KILLING

FLYERS	4	FOR	6	66.7%	VEGAS	5	FOR	8	62.5%
HOME	4	FOR	5	80.0%	HOME	2	FOR	3	66.7%
AWAY	0	FOR	1	00.0%	AWAY	3	FOR	5	60.0%



# vs. WASHINGTON CAPITALS

- 2019-20 RESULTS -		
W	L	OTL
3	0	1

DATE	GAME NO.	FLYERS GOALSCORERS	GOALTENDERS	WINNING GOAL
11-13-19	20	WASHINGTON 2 AT FLYERS 1 SO 28P	HART (L)/ HOLTBY (W)	E. KUZNETSOV
1-8-20	45	WASHINGTON 2 AT FLYERS 3 11, 8, 13S	HART (W)/ HOLTBY (L)	K. HAYES
2-8-20	55	FLYERS 7 AT WASHINGTON 2 14P, 12, 14, 25, 62, 11, 28P	ELLIOTT(W)/ HOLTBY, SAMSONOV(L)	S. COUTURIER
3-4-20	66	FLYERS 5 AT WASHINGTON 2 11P, 13, 18, 9, 21	ELLIOTT (W)/ HOLTBY (L)	T. PITLICK

	GP	W	L	OT	PTS	GF	GA	SO	PPG	SHG	PIM
FLYERS	4	3	0	1	7	16	7	0	4	1	51
WASHINGTON	4	1	3	0	2	7	16	0	1	0	59

GOALS BY PERIOD: 1ST					2ND	3RD	OT	TOTAL	SHOTS BY PERIOD: 1ST					2ND	3RD	OT	TOTAL
FLYERS	3	7	6	0	16	FLYERS	34	42	33	4	113						
WASHINGTON	5	1	1	0	7	WASHINGTON	42	34	39	3	118						

## INDIVIDUAL SCORING:

FLYERS	GP	G	A	TP +/-	PIM	PP	SH	WASHINGTON	GP	G	A	TP +/-	PIM	PP	SH	
CLAUDE GIROUX	4	2	3	5	3	0	2	NICKLAS BACKSTROM	4	1	1	2	-5	0	0	0
TRAVIS KONECNY	4	3	1	4	0	0	1	T.J. OSHIE	4	1	1	2	-1	0	1	0
SEAN COUTURIER	4	2	2	4	3	6	1	EVGENY KUZNETSOV	4	1	1	2	-2	2	0	0
JAKUB VORACEK	4	0	4	4	1	2	0	JAKUB VRANA	4	1	1	2	-2	4	0	0
KEVIN HAYES	4	2	1	3	1	4	0	TOM WILSON	4	0	2	2	-5	14	0	0
MICHAEL RAFFL	4	1	2	3	2	2	0	NIC DOWD	4	0	2	2	1	4	0	0
IVAN PROVOROV	4	1	2	3	4	0	0	GARNET HATHAWAY	4	1	0	1	0	4	0	0
NICOLAS AUBE-KUBEL	3	1	2	3	2	5	0	BRENDAN LEISPIC	3	1	0	1	0	5	0	0
TYLER PITLICK	4	1	1	2	2	0	0	LARS ELLER	4	1	0	1	-1	2	0	0
DEREK GRANT	1	0	2	2	0	0	0	CARL HAGELIN	3	0	1	1	1	0	0	0
JAMES VAN RIEMSDYK	4	1	0	1	1	2	0	RICHARD PANIK	4	0	1	1	0	16	0	0
SCOTT LAUGHTON	3	1	0	1	1	4	0	MICHAL KEMPNY	3	0	1	1	-1	0	0	0
ROBERT HAGG	3	1	0	1	2	5	0	JOHN CARLSON	4	0	1	1	-5	0	0	0
PHILIPPE MYERS	4	0	1	1	1	4	0	MARTIN FEHERVARY	1	0	1	1	-1	0	0	0
JUSTIN BRAUN	3	0	1	1	1	2	0	DMITRY ORLOV	4	0	0	0	-1	2	0	0
MATT NISKANEN	4	0	1	1	4	2	0	ALEX OVECHKIN	4	0	0	0	-4	0	0	0
TRAVIS SANHEIM	4	0	0	0	0	4	0	NICK JENSEN	3	0	0	0	1	0	0	0
MARK FRIEDMAN	1	0	0	0	0	0	0	RADKO GUDAS	4	0	0	0	-2	0	0	0
JOEL FARABEE	2	0	0	0	0	0	0	JONAS SIEGENTHALER	4	0	0	0	-2	2	0	0
MORGAN FROST	1	0	0	0	0	0	0	CHANDLER STEPHENSON	1	0	0	0	0	0	0	0
CONNOR BUNNAMAN	1	0	0	0	2	0	0	BRENDEN DILLON	1	0	0	0	-1	2	0	0
MIKHAIL VOROBYEV	1	0	0	0	0	2	0	ILYA KOVALCHUK	1	0	0	0	0	0	0	0
OSKAR LINDBLOM	1	0	0	0	0	0	0									
SHAYNE GOSTISBEHERE	1	0	0	0	0	0	0									
ANDY ANDREOFF	1	0	0	0	0	0	0									
NATE THOMPSON	1	0	0	0	0	5	0									
CARSEN TWARYNSKI	1	0	0	0	-1	0	0									

## GOALTENDING RECORD:

FLYERS	GP	MIN	GA	AVG	EN	SO	W	L	OT	SHOTS	SAVE %
CARTER HART	2	124	3	1.45	0	0	1	0	1	54	.953
BRIAN ELLIOTT	2	120	4	2.00	0	0	2	0	0	64	.926
TEAM TOTALS	4	244	7	1.72	2	0	3	0	1	118	.941

WASHINGTON	GP	MIN	GA	AVG	EN	SO	W	L	OT	SHOTS	SAVE %
BRADEN HOLTBY	4	232	16	4.15	0	0	1	3	0	112	.857
ILYA SAMSONOV	1	12	0	0.00	0	0	0	0	0	1	1.00
TEAM TOTALS	4	244	16	3.93	0	0	1	3	0	113	.858

## POWER PLAY:

FLYERS	4	FOR	16	25.0%	WASHINGTON	1	FOR	17	5.9%
HOME	1	FOR	6	16.7%	HOME	1	FOR	9	11.1%
AWAY	3	FOR	10	30.0%	AWAY	0	FOR	8	0.0%

## PENALTY KILLING

FLYERS	16	FOR	17	94.1%	WASHINGTON	12	FOR	16	75.0%
HOME	8	FOR	8	100.0%	HOME	7	FOR	10	70.0%
AWAY	8	FOR	9	88.9%	AWAY	5	FOR	6	83.3%



# vs. WINNIPEG JETS

- 2019-20 RESULTS -		
W	L	OTL
1	1	0

DATE	GAME NO.	FLYERS 3 AT WINNIPEG 7	FLYERS GOALSCORERS	GOALTENDERS	WINNING GOAL
12-15-19	33		15P,25,53	ELLIOTT,HART (L)/HELLEBUYCK (L)	M.SCHEIFELE
2-22-20	62	WINNIPEG 2 AT FLYERS 4	21,21,14,18	HART (W)/HELLEBUYCK (L)	S.COUTURIER

	GP	W	L	OT	PTS	GF	GA	SO	PPG	SHG	PIM
FLYERS	2	1	1	0	2	7	9	0	1	0	27
WINNIPEG	2	1	1	0	2	9	7	0	4	0	8

GOALS BY PERIOD:	1ST	2ND	3RD	OT	TOTAL	SHOTS BY PERIOD:	1ST	2ND	3RD	OT	TOTAL
FLYERS	2	3	2	0	7	FLYERS	25	22	21	0	68
WINNIPEG	2	5	2	0	9	WINNIPEG	17	31	19	0	67

## INDIVIDUAL SCORING:

FLYERS	GP	G	A	TP	+/-	PIM	PP	SH	WINNIPEG	GP	G	A	TP	+/-	PIM	PP	SH
JUSTIN BRAUN	2	0	3	3	1	0	0	0	MARK SCHEIFELE	2	1	3	4	-1	2	1	0
SCOTT LAUGHTON	1	2	0	2	3	0	0	0	BLAKE WHEELER	2	1	3	4	0	2	1	0
SEAN COUTURIER	2	1	1	2	2	2	0	0	NEAL PIONK	2	0	4	4	0	0	0	0
MATT NISKANEN	2	1	1	2	1	0	1	0	PATRIK LAINE	2	2	0	2	-2	0	1	0
JAMES VAN RIEMSDYK	2	1	1	2	1	0	0	0	KYLE CONNOR	2	1	1	2	-2	2	1	0
KEVIN HAYES	2	0	2	2	-1	0	0	0	JOSH MORRISSEY	2	1	1	2	-2	0	0	0
IVAN PROVOROV	2	0	2	2	-1	0	0	0	NIKOLAJ EHLERS	2	1	1	2	1	0	0	0
SHAYNE GOSTISBEHERE	1	1	0	1	0	2	0	0	LUCA SBISA	1	1	0	1	2	0	0	0
TYLER PITLICK	1	1	0	1	3	0	0	0	LOGAN SHAW	2	1	0	1	1	0	0	0
JAKUB VORACEK	2	0	1	1	-1	0	0	0	NICHOLAS SHORE	2	0	1	1	1	2	0	0
NICOLAS AUBE-KUBEL	2	0	1	1	0	0	0	0	GABRIEL BOURQUE	2	0	1	1	0	0	0	0
ROBERT HAGG	2	0	1	1	2	2	0	0	JACK ROSLOVIC	2	0	1	1	0	2	0	0
CLAUDE GIROUX	2	0	0	0	0	0	0	0	ADAM LOWRY	1	0	1	1	0	0	0	0
TRAVIS KONECNY	1	0	0	0	0	0	0	0	DMITRY KULIKOV	1	0	0	0	-1	0	0	0
MIKHAIL VOROBYEV	1	0	0	0	-1	0	0	0	MASON APPLETON	1	0	0	0	-1	0	0	0
MICHAEL RAFFL	1	0	0	0	1	0	0	0	JANSEN HARKINS	1	0	0	0	-1	0	0	0
MORGAN FROST	1	0	0	0	-2	2	0	0	TUCKER POOLMAN	2	0	0	0	-2	0	0	0
CONNOR BUNNAMAN	1	0	0	0	0	0	0	0	NATHAN BEAULIEU	2	0	0	0	1	0	0	0
CARSEN TWARYNSKI	1	0	0	0	-1	0	0	0	ANDREW COPP	2	0	0	0	-1	0	0	0
CHRIS STEWART	1	0	0	0	-1	0	0	0	ANTHONY BITETTO	1	0	0	0	2	0	0	0
DAVID KASE	1	0	0	0	0	0	0	0	MATHIEU PERREAULT	1	0	0	0	1	0	0	0
JOEL FARABEE	2	0	0	0	0	15	0	0	DYLAN DEMELO	1	0	0	0	-1	0	0	0
PHILIPPE MYERS	1	0	0	0	-1	0	0	0									
TRAVIS SANHEIM	2	0	0	0	-2	2	0	0									

## GOALTENDING RECORD:

FLYERS	GP	MIN	GA	AVG	EN	SO	W	L	OT	SHOTS	SAVE %
BRIAN ELLIOTT	1	40	6	9.00	0	0	0	1	0	17	.647
CARTER HART	1	80	3	2.25	0	0	1	0	0	36	.917
TEAM TOTALS	2	120	9	4.50	0	0	1	1	0	53	.830
WINNIPEG	GP	MIN	GA	AVG	EN	SO	W	L	OT	SHOTS	SAVE %
CONNOR HELLEBUYCK	2	118	7	3.56	0	0	1	1	0	62	.887
TEAM TOTALS	2	118	7	3.56	0	0	1	1	0	62	.887

## POWER PLAY:

FLYERS	1	FOR	4	25.0%	WINNIPEG	4	FOR	7	57.1%
HOME	0	FOR	3	00.0%	HOME	3	FOR	5	60.0%
AWAY	1	FOR	1	100.0%	AWAY	1	FOR	2	50.0%

## PENALTY KILLING

FLYERS	3	FOR	7	42.9%	WINNIPEG	3	FOR	4	75.0%
HOME	1	FOR	2	50.0%	HOME	0	FOR	1	00.0%
AWAY	2	FOR	5	40.0%	AWAY	3	FOR	3	100.0%






PHILADELPHIA FLYERS

**TRADITION**





# Ed Snider

## A FLYER FOREVER

Ed Snider was an icon – an entrepreneur, a passionate philanthropist, a risk-taker for the greater good, and a true visionary in the sports and entertainment industry. Driven to succeed from an early age, Mr. Snider would bring a new team and a new industry into existence, rooting them into the fabric of the city he quickly fell in love with; one that adopted him as its own.

Mr. Snider's emergence as a leader in the Philadelphia sports market started in 1964 as vice president with the Philadelphia Eagles. Two years later, he transformed sports in the city when he mortgaged his home to establish a National Hockey League (NHL) franchise as the founder of the Philadelphia Flyers. The Flyers were quick to succeed and became the first expansion team to capture the coveted Stanley Cup when they won it in 1974 and again in 1975. The Flyers went on to become the only National Hockey League team to defeat the powerful Soviet Union national team when it toured North America in 1976. Mr. Snider became the driving force behind the Spectrum, Philadelphia's iconic arena and home to the Flyers and National Basketball Association's Philadelphia 76ers when, once again, he used his own financing to buy it out of bankruptcy in 1972.

In 1973, leveraging his knowledge of the sports and entertainment worlds, he created Spectacor as the management company to oversee the Flyers and the Spectrum. This move helped launch an entire industry – private management of sports and entertainment facilities. In 1976, Mr. Snider's vision turned to broadcasting. He created PRISM – the first 24-hour regional cable network in the nation to combine sports and movies.

Over the next 20 years, Spectacor experienced significant growth, earning national acclaim for its impact in the sports and entertainment industry. Under Mr. Snider's guidance, Spectacor developed and acquired nearly a dozen related lines of business including WIP-AM, which later became one of the first all sports radio stations. Spectacor was renamed Comcast Spectacor after Comcast Corporation acquired the Philadelphia 76ers in 1996 and then merged with Spectacor.

In the early 1990s, Mr. Snider had yet another vision for the city he loved: to create a state-of-the-art arena for the Flyers and the 76ers. He worked with city government and the business community to privately finance and build what is today called the Wells Fargo Center, which opened in 1996.

One of Mr. Snider's proudest accomplishments was the creation of the Ed Snider Youth Hockey Foundation in 2005. It provides underserved children from urban neighborhoods in Philadelphia and Camden, NJ, with the opportunity to learn to play the game of ice hockey and as a means to succeed in the game of life. The Foundation partnered with the City of Philadelphia and the Commonwealth of Pennsylvania in 2010 to complete a \$14.5 million construction project, completely refurbishing four public rinks in the city for year-round use. This project included new classrooms, learning labs, and public meeting space, as well as upgrading these rinks to NHL standards. Snider Hockey now funds and administers programming for more than 3,000 boys and girls at nine inner-city sites.


In addition to the legacy of the Ed Snider Youth Hockey Foundation, Mr. Snider also created Flyers Charities. The Flyers Wives Carnival, its signature event, is a highly attended annual event that has raised more than \$28 million since its inception in 1977. These charities have impacted millions of people in the region and touched the hearts of millions of fans.

Mr. Snider's business success and philanthropy has been widely recognized. He is an Honoured Member of the Hockey Hall of Fame, inducted as a builder in 1988. In addition to serving on the NHL's Executive Committee, he was a recipient of the Lester Patrick Award for outstanding service to hockey in the United States (1980).

He also is a member of the Pennsylvania Sports Hall of Fame (1985), the Flyers Hall of Fame (1989), the Philadelphia Jewish Sports Hall of Fame (1997), the Philadelphia Sports Hall of Fame (2005), the Greater Washington Jewish Sports Hall of Fame (2007), and the U.S. Hockey Hall of Fame (2011).



# 1973-74 | Stanley Cup Champions



## - STANLEY CUP FINALS RESULTS -

W	L
4	2

**REGULAR SEASON RECORD:** 50-16-12 (HOME: 28-6-5, ROAD: 22-10-7)

**PLAYOFF RECORD:** 12-5

**QUARTERFINALS:** DEFEATED ATLANTA FLAMES, FOUR GAMES TO ZERO.

**SEMIFINALS:** DEFEATED NEW YORK RANGERS, FOUR GAMES TO THREE.

**FINAL:** DEFEATED BOSTON BRUINS, FOUR GAMES TO TWO.

**HEAD COACH:** FRED SHERO


**ROSTER:** BARRY ASHBE, BILL BARBER, TOM BLADON, BOBBY CLARKE (CAPTAIN), BILL CLEMENT, TERRY CRISP, GARY DORNHOEFER, ANDRE DUPONT, BILL FLETT, BOB KELLY, OREST KINDRACHUK, ROSS LONSBERRY, RICK MACLEISH, SIMON NOLET, BERNIE PARENT, DON SALESKI, DAVE SCHULTZ, BOBBY TAYLOR, JIM WATSON, JOE WATSON, ED VAN IMPE, BRUCE COWICK (PLAYOFFS ONLY).

### NOTES:

- THE 1973-74 FLYERS WERE THE FIRST NHL EXPANSION CLUB TO WIN THE STANLEY CUP.
- RICK MACLEISH SCORED THE CUP-WINNING DEFLECTION GOAL AT 14:48 OF THE FIRST PERIOD OF GAME SIX AGAINST BOSTON. IT WAS THE LONE TALLY IN A 1-0 FINAL.
- AFTER WINNING THE VEZINA TROPHY IN THE REGULAR SEASON, BERNIE PARENT WON THE CONN SMYTHE TROPHY AS PLAYOFF MVP.
- PARENT WAS NAMED A 1ST TEAM NHL ALL-STAR AT GOALTENDER, WHILE BOBBY CLARKE WAS A 2ND-TEAM NHL ALL-STAR AT CENTER AND BARRY ASHBE WAS A 2ND-TEAM NHL ALL-STAR AT DEFENSE



# 1974-75 | Stanley Cup Champions



## - STANLEY CUP FINALS RESULTS -

W	L
4	2

**REGULAR SEASON RECORD:** 51-18-11 (HOME: 31-6-2, ROAD: 19-12-9)

**PLAYOFF RECORD:** 12-5

**QUARTERFINALS:** DEFEATED TORONTO MAPLE LEAFS, FOUR GAMES TO ZERO.

**SEMIFINALS:** DEFEATED NEW YORK ISLANDERS, FOUR GAMES TO THREE.

**FINAL:** DEFEATED BUFFALO SABRES, FOUR GAMES TO TWO.

**HEAD COACH:** FRED SHERO

**ROSTER:** BILL BARBER, TOM BLADON, BOB CLARKE (CAPTAIN), BILL CLEMENT, TERRY CRISP, GARY DORNHOEFER, ANDRE DUPONT, LARRY GOODENOUGH, TED HARRIS, BOB KELLY, OREST KINDRACHUK, REGGIE LEACH, ROSS LONSBERRY, RICK MACLEISH, BERNIE PARENT, DON SALESKI, DAVE SCHULTZ, WAYNE STEPHENSON, BOBBY TAYLOR, ED VAN IMPE, JIM WATSON, JOE WATSON.

### NOTES:

- THE 1974-75 FLYERS WERE THE FINAL NHL TEAM TO WIN THE STANLEY CUP WITH A ROSTER CONSISTING ENTIRELY OF CANADIAN-BORN PLAYERS.
- THE FLYERS HAD THE NHL'S BEST RECORD IN THE REGULAR SEASON PRIOR TO WINNING THE STANLEY CUP.
- BOB KELLY SCORED THE STANLEY CUP WINNING GOAL AT THE 11-SECOND MARK OF THE THIRD PERIOD OF GAME SIX IN BUFFALO. THE FLYERS WON THE GAME, 2-0.
- FOR THE SECOND STRAIGHT SEASON, BERNIE PARENT WON BOTH THE VEZINA TROPHY AS THE NHL'S TOP GOALTENDER AND THE CONN SMYTHE TROPHY AS PLAYOFF MVP.
- BOBBY CLARKE WON HIS SECOND OF THREE HART TROPHIES AS THE NHL'S MOST VALUABLE PLAYER.



# 1975-76 | Campbell Conference Champions



## - STANLEY CUP FINALS RESULTS -

W	L
0	4

**REGULAR SEASON RECORD:** 51-13-6 (HOME: 36-2-2, ROAD: 15-11-14)

**PLAYOFF RECORD:** 8-8

**QUARTERFINALS:** DEFEATED TORONTO MAPLE LEAFS, FOUR GAMES TO THREE.

**SEMIFINALS:** DEFEATED BOSTON BRUINS, FOUR GAMES TO ONE.

**FINAL:** DEFEATED BY MONTREAL CANADIENS, FOUR GAMES TO ZERO.

**HEAD COACH:** FRED SHERO

**ROSTER:** BILL BARBER, TOM BLADON, MEL BRIDGMAN, BOBBY CLARKE (CAPTAIN), TERRY CRISP, GARY DORNHOEFER, ANDRE DUPONT, LARRY GOODENOUGH, BOB KELLY, OREST KINDRACHUK, REGGIE LEACH, ROSS LONSBERRY, RICK MACLEISH, JACK MCILHARGEY, BERNIE PARENT, DON SALESKI, DAVE SCHULTZ, WAYNE STEPHENSON, ED VAN IMPE, JIM WATSON, JOE WATSON.

## NOTES:

- INJURED STAR PLAYERS BERNIE PARENT AND RICK MACLEISH WERE UNAVAILABLE FOR THE STANLEY CUP FINAL.
- EACH OF THE FIRST THREE GAMES OF THE STANLEY CUP FINAL WERE DECIDED BY ONE GOAL (4-3, 2-1, AND 3-2). IN GAME FOUR, THE GAME WAS TIED AT 3-3 WITH LESS THAN SIX MINUTES REMAINING IN REGULATION BEFORE MONTREAL SCORED TWICE TO WIN, 5-3.
- REGGIE LEACH'S 19 GOALS IN THE PLAYOFFS SET AN NHL RECORD FOR A PLAYOFF YEAR; A RECORD STILL CO-HELD AS OF 2016. LEACH BECAME JUST THE THIRD PLAYER FROM A DEFEATED TEAM IN THE STANLEY CUP FINAL TO WIN THE CONN SMYTHE TROPHY AS PLAYOFF MVP.
- BOBBY CLARKE WON HIS THIRD AND FINAL HART TROPHY AS NHL MOST VALUABLE PLAYER.
- THE FLYERS' .925 HOME WINNING PERCENTAGE IN 1975-76 STANDS AS A FRANCHISE RECORD.
- PHILADELPHIA SET A FRANCHISE RECORD (LATER BROKEN IN 1979-80) WITH A 23-GAME UNBEATEN STREAK (17-0-6) DURING THE REGULAR SEASON.





# 1979-80 | Campbell Conference Champions



## - STANLEY CUP FINALS RESULTS -

W	L
2	4

**REGULAR SEASON RECORD:** 48-12-20 (HOME: 27-5-8, ROAD: 21-7-12).

**PLAYOFF RECORD:** 13-6

**PRELIMINARY ROUND:** DEFEATED EDMONTON OILERS, THREE GAMES TO ZERO (BEST-OF-FIVE).

**QUARTERFINALS:** DEFEATED NEW YORK RANGERS, FOUR GAMES TO ONE.

**SEMIFINALS:** DEFEATED MINNESOTA NORTH STARS, FOUR GAMES TO ONE.

**FINAL:** DEFEATED BY NEW YORK ISLANDERS, FOUR GAMES TO TWO.

**HEAD COACH:** PAT QUINN


**ROSTER:** BILL BARBER, NORM BARNES, FRANK BATHE, MEL BRIDGMAN (CAPTAIN), MIKE BUSNIUK, BOBBY CLARKE, BOB DAILEY, ANDRE DUPONT, TOM GORENCE, AL HILL, PAUL HOLMGREN, BOB KELLY, REGGIE LEACH, KEN LINSEMAN, RICK MACLEISH, JACK MCILHARGEY, PHIL MYRE, JOHN PADDOCK, PETE PEETERS, BRIAN PROPP, DENNIS VERVERGAERT, JIM WATSON, BEHN WILSON.

### NOTES:

- THE 1979-80 FLYERS SET A NORTH AMERICAN PROFESSIONAL SPORTS RECORD AS THEY REELED OFF A 35-GAME UNBEATEN STREAK (25-0-10), ECLIPSING THE PREVIOUS NHL-RECORD 28-GAME STREAK SET BY THE 1977-78 MONTREAL CANADIENS.
- THE ISLANDERS' BOBBY NYSTROM SCORED THE STANLEY CUP WINNING GOAL AT 7:11 OF OVERTIME IN GAME SIX OF THE FINAL AT NASSAU COUNTY COLISEUM IN UNIONDALE, NY. IN THE FIRST PERIOD, THE ISLANDERS BENEFITED FROM AN INFAMOUS MISSED OFFSIDE ON A RUSH THAT ENDED IN A DUANE SUTTER GOAL.
- KEN "THE RAT" LINSEMAN LED THE FLYERS WITH 22 POINTS (FOUR GOALS, 18 ASSISTS) IN 17 GAMES DURING THE FLYERS' PLAYOFF RUN.
- SEVEN FLYERS PLAYED IN 1980 NHL ALL-STAR GAME: GOALTENDER PETE PEETERS, FORWARDS BILL BARBER, REGGIE LEACH, RICK MACLEISH AND ROOKIE BRIAN PROPP, AND DEFENSEMEN JIM WATSON AND NORM BARNES.
- FORMER CAPTAIN BOB CLARKE SERVED AS AN ASSISTANT COACH TO PAT QUINN WHILE STILL ON THE ACTIVE PLAYING ROSTER.



# 1984-85 | Wales Conference Champions



## - STANLEY CUP FINALS RESULTS -

W	L
1	4

**REGULAR SEASON RECORD:** 53-20-7 (HOME: 32-4-4, ROAD: 21-16-3)

**PLAYOFF RECORD:** 12-7

**PATRICK DIVISION SEMIFINALS:** DEFEATED NEW YORK RANGERS, THREE GAMES TO ZERO (BEST-OF-FIVE).

**PATRICK DIVISION FINALS:** DEFEATED NEW YORK ISLANDERS, THREE GAMES TO ONE.

**WALES CONFERENCE FINAL:** DEFEATED QUEBEC NORDIQUES, FOUR GAMES TO TWO.

**STANLEY CUP FINAL:** DEFEATED BY EDMONTON OILERS, FOUR GAMES TO ONE.

**HEAD COACH:** MIKE KEENAN


**ROSTER:** TODD BERGEN, DAVE BROWN, LINDSAY CARSON, MURRAY CRAVEN, DOUG CROSSMAN, MIROSLAV DVORAK, THOMAS ERIKSSON, BOB FROESE, LEN HACHBORN, ED HOSPODAR, MARK HOWE, TIM KERR, PELLE LINDBERGH, BRAD MARSH, BRAD MCCRIMMON, JOE PATERSON, DAVE POULIN, BRIAN PROPP, ILKKA SINISALO, DERRICK SMITH, RICH SUTTER, RON SUTTER, RICK TOCCHET, PETER ZEDEL.

## NOTES:

- THE FLYERS' REGULAR SEASON RECORD TOPPED ALL TEAMS IN THE NATIONAL HOCKEY LEAGUE. BEFORE THE SEASON, MANY PUNDITS PICKED THE FLYERS TO FINISH FOURTH IN THE PATRICK DIVISION. THE FLYERS' ROSTER WAS THE YOUNGEST IN THE NHL IN AVERAGE AGE PER PLAYER.
- TEAM CAPTAIN DAVE POULIN'S 5-ON-3 SHORTHANDED BREAKAWAY GOAL IN THE SECOND PERIOD OF GAME 5 OF THE WALES CONFERENCE FINAL WAS A PIVOTAL PLAY IN A 3-0 SHUTOUT WIN AT THE SPECTRUM IN THE CLINCHING GAME. AT THE TIME, THE GOAL GAVE PHILADELPHIA A 2-0 LEAD.
- THE FLYERS WON THE FIRST GAME OF THE STANLEY CUP FINAL, BUT THE OILERS WON EACH OF THE NEXT FOUR. THE FLYERS WERE WITHOUT GOALTENDER PELLE LINDBERGH IN GAME 5 AND TIM KERR IN GAME 4 AND GAME 5, BOTH DUE TO INJURY.
- LINDBERGH WON THE VEZINA TROPHY AS THE NHL'S TOP GOALTENDER AND WAS A FINALIST FOR THE HART TROPHY (WON BY EDMONTON'S WAYNE GRETZKY) AS LEAGUE MVP.
- FIRST-YEAR HEAD COACH MIKE KEENAN WON THE JACK ADAMS AWARD AS THE NHL'S TOP COACH. PREVIOUS WINNERS INCLUDED FRED SHERO (1973-74) AND PAT QUINN (1979-80).



# 1986-87 | Wales Conference Champions



## - STANLEY CUP FINALS RESULTS -

W	L
3	4

**REGULAR SEASON RECORD:** 46-26-8 (HOME: 29-9-2, 17-17-6)

**PLAYOFF RECORD:** 15-11

**PATRICK DIVISION SEMIFINALS:** DEFEATED NEW YORK RANGERS, FOUR GAMES TO TWO.

**PATRICK DIVISION FINALS:** DEFEATED NEW YORK ISLANDERS, FOUR GAMES TO THREE.

**WALES CONFERENCE FINALS:** DEFEATED MONTREAL CANADIENS, FOUR GAMES TO TWO.

**STANLEY CUP FINAL:** DEFEATED BY EDMONTON OILERS, FOUR GAMES TO THREE.

**HEAD COACH:** MIKE KEENAN

**ROSTER:** DAVE BROWN, LINDSAY CARSON, MURRAY CRAVEN, DOUG CROSSMAN, J.J. DAIGNEAULT, RON HEXTALL, ED HOSPODAR, MARK HOWE, TIM KERR, BRAD MARSH, BRAD MCCRIMMON, SCOTT MELLANBY, DAVE POULIN, BRIAN PROPP, GLENN RESCH, KJELL SAMUELSSON, ILKKA SINISALO, DERRICK SMITH, DARYL STANLEY, RON SUTTER, RICK TOCCHET, PETER ZEZEL.


### NOTES:

- WITH TWO SEVEN-GAME AND TWO SIX-GAME SERIES IN THE POSTSEASON, THE FLYERS PLAYED ONLY TWO FEWER THAN THE MAXIMUM POSSIBLE 28 PLAYOFF GAMES.
- J.J. DAIGNEAULT'S GAME-WINNING GOAL AT 14:28 OF THE THIRD PERIOD OF GAME SIX AT THE SPECTRUM FORCED A SEVENTH AND DECIDING GAME OF THE SERIES IN EDMONTON.
- THE FLYERS HELD AN EARLY 1-0 LEAD IN GAME SEVEN OF THE FINAL BEFORE EDMONTON ULTIMATELY PREVAILED, 3-1.
- BRIAN PROPP LED THE FLYERS IN PLAYOFF SCORING WITH 28 POINTS (12 GOALS, 16 ASSISTS) IN 26 GAMES.
- PRIOR TO THE SERIES-ENDING GAME SIX OF THE WALES CONFERENCE FINAL, FLYERS AND MONTREAL PLAYERS BRAWLED AT THE END OF PRE-GAME WARMUPS.
- ROOKIE GOALTENDER FINISHED AS RUNNER-UP FOR THE CALDER TROPHY AS THE NHL'S ROOKIE OF THE YEAR BUT HE WON THE VEZINA TROPHY AS THE NHL'S TOP GOALTENDER AND THE CONN SMYTHE TROPHY AS PLAYOFF MVP.
- TIM KERR MATCHED HIS CAREER-HIGH 58 GOALS DURING THE REGULAR SEASON; THE FOURTH STRAIGHT SEASON THAT KERR SCORED AT LEAST 54 GOALS. DUE TO A SHOULDER INJURY, HE MISSED THE FINAL 14 GAMES OF THE FLYERS' PLAYOFF RUN.
- MARK HOWE WAS THE RUNNER-UP TO RAY BOURQUE FOR THE NORRIS TROPHY AS THE NHL'S BEST DEFENSEMAN; THE THIRD TIME IN HIS CAREER THAT HE FINISHED SECOND IN THE BALLOTING.





# 1996-97 | Eastern Conference Champions



## - STANLEY CUP FINALS RESULTS -

W	L
0	4

**REGULAR SEASON RECORD:** 45-24-13 (HOME: 23-12-6, ROAD: 22-12-7)

**PLAYOFF RECORD:** 12-7

**EASTERN CONFERENCE QUARTERFINALS:** DEFEATED PITTSBURGH PENGUINS, FOUR GAMES TO ONE.

**EASTERN CONFERENCE SEMIFINALS:** DEFEATED BUFFALO SABRES, FOUR GAMES TO ONE.

**EASTERN CONFERENCE FINAL:** DEFEATED NEW YORK RANGERS, FOUR GAMES TO ONE.

**STANLEY CUP FINAL:** DEFEATED BY DETROIT RED WINGS, FOUR GAMES TO ZERO.

**HEAD COACH:** TERRY MURRAY

**ROSTER:** ROD BRIND'AMOUR, PAUL COFFEY, SCOTT DANIELS, ERIC DESJARDINS, JOHN DRUCE, KARL DYKHUIS, PAT FALLOON, COLIN FORBES, DALE HAWERCHUK, RON HEXTALL, TRENT KLATT, DAN KORDIC, DANIEL LACROIX, JOHN LECLAIR, ERIC LINDROS (CAPTAIN), JANNE NIINIMAA, JOEL OTTO, MICHEL PETIT, SHJON PODEIN, VACLAV PROSPAL, MIKAEL RENBERG, KJELL SAMUELSSON, GARTH SNOW, PETR SVOBODA, CHRIS THERIEN, DAINIUS ZUBRUS.

## NOTES:

- THE FLYERS FINISHED IN SECOND PLACE IN THE ATLANTIC DIVISION DURING THE REGULAR SEASON, ONE POINT BEHIND THE NEW JERSEY DEVILS.
- THIS WAS THE FINAL SEASON THAT THE ORIGINAL "LEGION OF DOOM" LINE OF ERIC LINDROS, JOHN LECLAIR AND MIKAEL RENBERG WAS AN INTACT UNIT. RENBERG WAS TRADED IN THE OFFSEASON AND MOSTLY PLAYED WITH OTHER LINEMATES DURING HIS SUBSEQUENT SECOND STINT WITH THE FLYERS (1998-99 TO 1999-2000).
- LINDROS LED THE FLYERS IN PLAYOFF SCORING WITH 26 POINTS (12 GOALS, 14 ASSISTS) IN 19 GAMES, WHILE LINEMATE LECLAIR'S THREE GAME-WINNERS (AMONG NINE GOALS OVERALL) PACED THE TEAM.
- DEFENSEMAN JANNE NIINIMAA EARNED A SPOT ON THE NHL ALL-ROOKIE TEAM.
- LINDROS, LECLAIR, PAUL COFFEY AND DALE HAWERCHUK WERE SELECTED TO THE NHL ALL-STAR GAME.



# 2009-10 | Eastern Conference Champions



## - STANLEY CUP FINALS RESULTS -

W	L
2	4

**REGULAR SEASON RECORD:** 41-35-6 (HOME: 24-14-3, AWAY: 17-21-3)

**PLAYOFF RECORD:** 14-9

**EASTERN CONFERENCE QUARTERFINALS:** DEFEATED NEW JERSEY DEVILS, FOUR GAMES TO ONE.

**EASTERN CONFERENCE SEMIFINALS:** DEFEATED BOSTON BRUINS, FOUR GAMES TO THREE.

**EASTERN CONFERENCE FINAL:** DEFEATED MONTREAL CANADIENS, FOUR GAMES TO ONE.

**STANLEY CUP FINAL:** DEFEATED BY CHICAGO BLACKHAWKS, FOUR GAMES TO TWO.

**HEAD COACH:** PETER LAVIOLETTE (REPLACED JOHN STEVENS ON DECEMBER 4, 2009)


**ROSTER:** ARRON ASHAM, OSKARS BARTULIS, BLAIR BETTS, DANNY BRIERE, BRIAN BOUCHER, DAN CARCILLO, MATT CARLE, JEFF CARTER, BRAYDON COBURN, RAY EMERY, CLAUDE GIRoux, SCOTT HARTNELL, LUKAS KRAJICEK, IAN LAPERRIERE, MICHAEL LEIGHTON, VILLE LEINO, ANDREAS NODL, RYAN PARENT, DARROLL POWE, CHRIS PRONGER, MIKE RICHARDS, KIMMO TIMONEN, JAMES VAN RIEMSDYK.

## NOTES:

- THE FLYERS QUALIFIED FOR THE PLAYOFFS VIA SHOOTOUT VICTORY OVER THE NEW YORK RANGERS ON THE FINAL DAY OF THE 2009-10 REGULAR SEASON. HAD NEW YORK WON, THE RANGERS WOULD HAVE MADE THE PLAYOFFS INSTEAD.
- IN THE EASTERN CONFERENCE SEMIFINALS, THE FLYERS BECAME JUST THE THIRD TEAM IN NHL HISTORY TO RECOVER FROM A THREE GAMES TO ZERO DEFICIT AND COME BACK TO WIN A SERIES. IN THE CLINCHING SEVENTH GAME IN BOSTON, THE FLYERS TRAILED 3-0 IN THE FIRST PERIOD BEFORE STORMING BACK TO WIN IN REGULATION, 4-3.
- DANNY BRIERE LED THE FLYERS IN PLAYOFF SCORING WITH 30 POINTS (12 GOALS, 18 ASSISTS) IN 23 GAMES. HE SET A NEW FRANCHISE RECORD FOR A PLAYOFF YEAR.



# BERNIE PARENT | 1



## - NHL CAREER TOTALS -

GP	W-L-T	SO	GA	GAA
608	271-198-119	54	1493	2.55

### NUMBER RETIRED ON OCTOBER 11, 1979

The entire history of the Philadelphia Flyers may have been different without Bernie Parent. The Montreal native was not only the greatest goaltender in franchise history; he was one of the best to ever grace a National Hockey League crease.

Parent's name is synonymous with grace and excellence on the hockey rink. Just as importantly, Parent is known as a warm, compassionate human being who has never been afraid to face up to his flaws. He has celebrated the good times and weathered the tough times with uncommon grace and refreshing honesty. He emerged with his smile intact and boasts countless numbers of friends and acquaintances who feel enriched to have known him.

Beloved by fans and teammates alike, the Hockey Hall of Fame goaltender's gentle spirit and good humor off the ice were only surpassed by his brilliance between the pipes. Parent gave his team the confidence to believe they had a chance to win every night.

Parent's two-stint Flyers career ended with a stellar 232-141-103 record, 50 shutouts, and a 2.42 goals against average. His playoff numbers were equally impressive, with two Conn Smythe Trophies and 2.38 goals against average.

### FLYERS CAREER HONORS AND ACHIEVEMENTS

- NHL FIRST-TEAM ALL-STAR: 1973-74, 1974-75
- CONN SMYTHE TROPHY WINNER: 1974, 1975
- VEZINA TROPHY: 1973-74, 1974-75
- STANLEY CUP CHAMPIONSHIP: 1973-74, 1974-75
- NHL ALL-STAR GAME PARTICIPANT: 1968-69, 1969-70, 1973-74, 1974-75, 1976-77
- CLASS GUY AWARD: 1978-79
- FLYERS FRANCHISE RECORD: MOST CAREER SHUTOUTS, REGULAR SEASON (50), PLAYOFFS (SIX)
- FLYERS FRANCHISE RECORD: MOST SHUTOUTS IN A SEASON (12, 1973-74 AND 1974-75)
- 40-WIN CLUB: 1973-74 (47, FRANCHISE RECORD), 1974-75 (44)
- HOCKEY HALL OF FAME INDUCTEE: 1984
- FLYERS HALL OF FAME INDUCTEE: 1988



# MARK HOWE | 2



## - NHL CAREER TOTALS -

GP	G	A	PTS	PIM
929	197	545	742	455

### NUMBER RETIRED ON MARCH 6, 2012

The consensus best all-around defenseman in the first half-century of Flyers' franchise history, Mark Howe is a member of the Hockey Hall of Fame, the United States Hockey Hall of Fame and the Flyers Hall of Fame.

Howe's combination of supreme natural talent, outstanding work ethic and sharp mind for hockey made him a superior player both offensively and defensively. He made the transition from an All-Star forward to defenseman mid-career and not only held their own at the new position, but became one of the NHL's best blueliners of his generation.

Howe was a smooth skater, a pinpoint passer and possessed a dangerous wrist shot. At the defensive end, his uncanny anticipation and positional smarts more than made up for his lack of size and bulk.

Between his WHA and NHL careers, Howe compiled 405 regular season goals and 1,246 regular season points. Howe is also the Flyers franchise leader for goals (138), assists (342), regular season points (342), playoff points (53) and career plus-minus rating (+349) among defensemen.

A three-time Norris Trophy finalist for best NHL defenseman and four-time Barry Ashbee Award winner, Howe always placed much greater emphasis on team goals than personal accomplishments. Off the ice, he epitomized class and dignity.

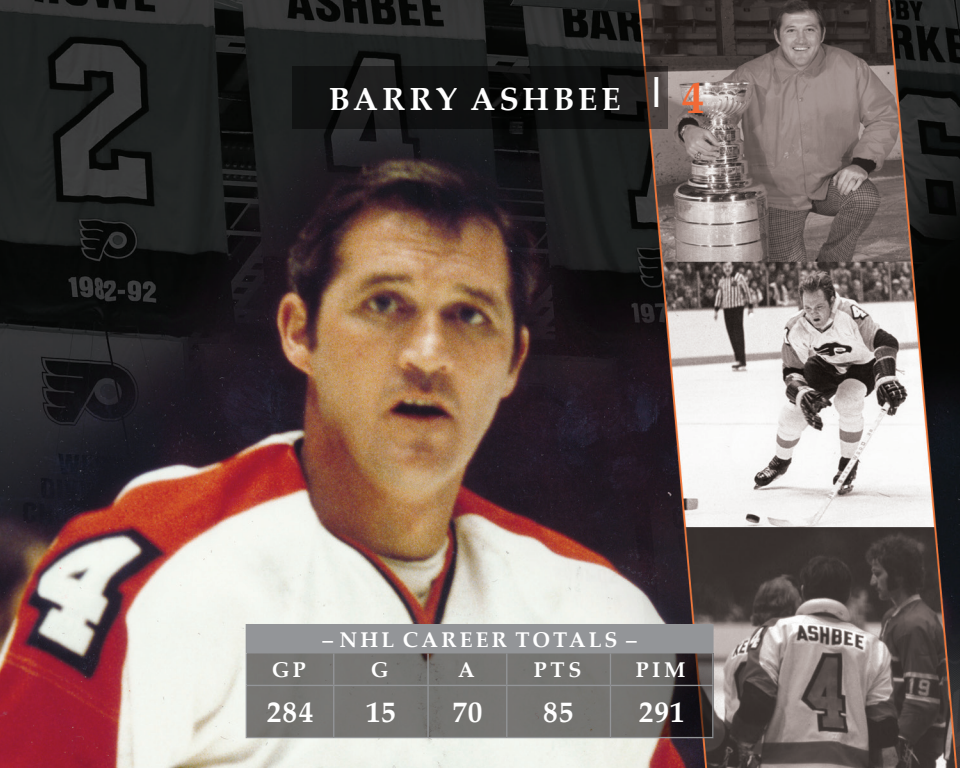
### FLYERS CAREER HONORS AND ACHIEVEMENTS

- NHL FIRST-TEAM ALL-STAR: 1982-83, 1985-86, 1986-87
- NORRIS TROPHY FINALIST: 1982-83, 1985-86, 1986-87
- NHL ALL-STAR GAME: 1982-83, 1985-86, 1987-88
- EMERY EDGE (NHL PLUS/MINUS) AWARD: 1985-86 (+85)
- STANLEY CUP FINAL PARTICIPANT: 1984-85, 1986-87
- BARRY ASHBEE TROPHY (FLYERS TOP DEFENSEMAN): 1982-83, 1985-86, 1986-87, 1987-88
- BOBBY CLARKE TROPHY (FLYERS MVP): 1985-86
- FLYERS FRANCHISE RECORDS FOR DEFENSEMEN: GOALS (138), ASSISTS (342), POINTS (480), PLUS/MINUS (+349)
- FLYERS HALL OF FAME: 2001
- UNITED STATES HOCKEY HALL OF FAME: 2003
- HOCKEY HALL OF FAME: 2011
- LESTER PATRICK TROPHY - 2016





# BARRY ASHBEE



## - NHL CAREER TOTALS -

GP	G	A	PTS	PIM
284	15	70	85	291

### NUMBER RETIRED ON OCTOBER 13, 1977

An inspirational leader by stoic example, the late Barry Ashbee was an everyman made good. Among teammates, he epitomized the competitiveness of the Broad Street Bullies-era Flyers. Whatever Ashbee lacked in natural talent he made up for in hockey smarts, work ethic and hunger to win.

Ashbee possessed as much character and inner strength as anyone who has ever been a professional athlete. There was nothing phony or pretentious about the guy teammates called "Ash Can."

The defensive defenseman courageously and effectively played through a litany of injuries that was extensive even by hockey standards. Although his late-blooming NHL playing career was cut short by an eye injury suffered in the 1974 Stanley Cup semifinals, Ashbee left an indelible mark in shaping the Flyers' team identity; first as a player and later as an assistant coach.

By celebrating the legacy of Barry Ashbee, the Flyers also pay tribute to all the players who came before and after him, men who toiled and sacrificed just for a chance to play. His jersey was retired as much to venerate his spirit as to honor his playing abilities. No one was more dedicated to winning or persevered more tenaciously.

### FLYERS CAREER HONORS AND ACHIEVEMENTS

- NHL SECOND-TEAM ALL-STAR: 1973-74
- STANLEY CUP CHAMPIONSHIP: 1973-74, 1974-75 (ASSISTANT COACH)
- FLYERS HALL OF FAME: 1991
- BARRY ASHBEE TROPHY (FLYERS BEST DEFENSEMAN): AWARD FIRST GIVEN IN 1974-75.



# BILL BARBER | 7

- NHL CAREER TOTALS -				
GP	G	A	PTS	PIM
903	420	463	883	623

## NUMBER RETIRED ON OCTOBER 11, 1990

An inductee in both the Hockey Hall of Fame and Flyers Hall of Fame, left winger Bill Barber was much more than just one-third of the famed LCB line with teammates Bob Clarke and Reggie Leach.

Barber spent his entire playing career with the Flyers. He played 903 regular season games (420 goals, 463 assists, 883 points, 623 penalty minutes) and 129 games in the Stanley Cup playoffs (53 goals, 55 assists, 108 points, 109 penalty minutes). Knee problems prematurely ended his career, but Barber still stands at the franchise's all-time leading goal scorer.

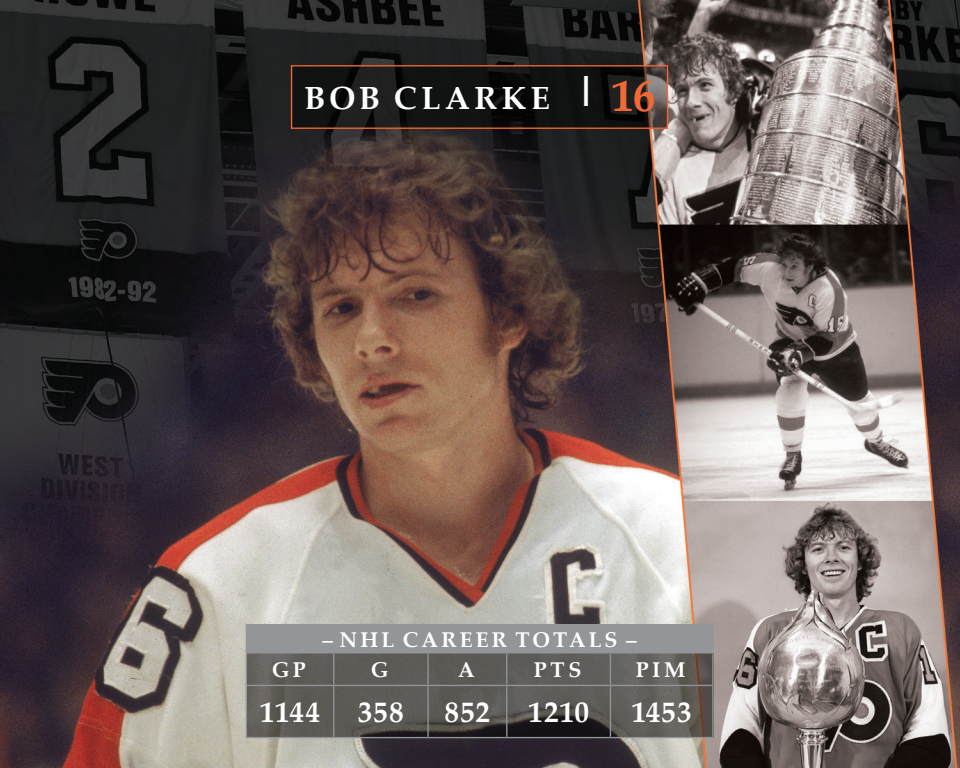
Barber was a productive offensive force almost in spite of himself. The player cared only about winning. Although there were a handful of players around the league who scored at a more prolific rate, Barber was one of the National Hockey League's top all-around wingers of his era. Some of Barber's best games came in the biggest games of season. For example, in the 31 playoff games the Flyers played in 1980 and 1981, the intrepid Barber scored 23 goals and 37 points. In the 1980 run to the Cup Finals, Barber tied an NHL record with 3 shorthanded goals. That is the epitome of "clutch performance."

## FLYERS CAREER HONORS AND ACHIEVEMENTS

- NHL FIRST-TEAM ALL-STAR: 1975-76
- NHL SECOND-TEAM ALL-STAR: 1978-79, 1980-81
- NHL ALL-STAR GAME: 1974-75, 1975-76, 1977-78, 1978-79, 1979-80, 1980-81, 1981-82
- STANLEY CUP CHAMPIONSHIP: 1973-74, 1974-75
- STANLEY CUP FINAL PARTICIPANT: 1973-74, 1974-75, 1975-76, 1979-80
- CALDER CUP CHAMPIONSHIP: 1997-98 (HEAD COACH, PHILADELPHIA PHANTOMS)
- CLASS GUY AWARD: 1980-81
- JACK ADAMS AWARD (NHL COACH OF THE YEAR): 2000-01
- FLYERS 50-GOAL CLUB: 1975-76
- FLYERS 100-POINT CLUB: 1975-76



# BOB CLARKE | 16



## - NHL CAREER TOTALS -

GP	G	A	PTS	PIM
1144	358	852	1210	1453

### NUMBER RETIRED ON NOVEMBER 15, 1984

Described by coach Fred Shero as “a dream dressed in work clothes,” Bob Clarke played an incalculable role in shaping the Flyers team identity and work ethic.

The Flyers’ longtime captain was the ultimate team player, caring nothing for personal stats and willing to do anything for victory; whether it meant spilling his own blood or fighting for the puck as if his life depended on it. Clarke was also one of the top playmakers in NHL history, a highly effective two-way, all-situations performer and one of the best faceoff men of his era.

Known as “Bobby” to fans and “Whitey” to teammates, Clarke was as modest, unassuming and soft-spoken off the ice as he was driven to win on the ice.

Clarke quickly made people forget that he’d been bypassed at least once in the 1969 NHL Draft by every team in the league solely because he had a form of diabetes. Simultaneously, he became a source of inspiration to diabetic aspiring athletes worldwide.

Even had Clarke not gone on to become a two-tenure Flyers general manager and to later serve the organization as senior vice president, his place would be secure in the team’s pantheon of the greatest of the greats.

### FLYERS CAREER HONORS AND ACHIEVEMENTS

- HART TROPHY: 1972-73, 1974-75, 1975-76
- NHL FIRST-TEAM ALL-STAR: 1974-75, 1975-76
- NHL SECOND-TEAM ALL-STAR: 1972-73, 1973-74
- SELECTED TO 10 CONSECUTIVE NHL ALL-STAR GAMES FROM 1970-79
- MASTERTON TROPHY: 1971-72
- SELKE TROPHY: 1982-83
- LESTER B. PEARSON AWARD: 1972-73
- LESTER PATRICK AWARD (SERVICE TO HOCKEY IN THE USA): 1979-80
- CLASS GUY AWARD: 1981-82
- FLYERS 100-POINT CLUB: 1972-73, 1974-75, 1975-76
- FLYERS FRANCHISE RECORD, REG. SEASON: MOST GAMES (1,144), POINTS (1,210) AND ASSISTS (852)
- FLYERS FRANCHISE RECORD, PLAYOFFS: MOST GAMES (136), POINTS (119), AND ASSISTS (77)





# ERIC LINDROS | 88



## - NHL CAREER TOTALS -

GP	G	A	PTS	PIM
760	372	493	865	1398

### NUMBER RETIRED ON JANUARY 18, 2018

His acquisition from the Quebec Nordiques in the summer of 1992 shook the hockey world, and from there, Eric Lindros went on to become the most prolific scorer in Flyers history. Although his career totals don't top the team lists, his 1.36 points per game over his 486-game Flyers career is unparalleled by any other player ever to wear the Orange and Black.

Lindros made his NHL debut on October 6, 1992 in the season opener against Pittsburgh, scoring a goal in a 3-3 tie. It was the first of his 41 goals that season, a franchise record for goals scored by a rookie that still stands.

Lindros was named the 11th captain in Flyers history on September 6, 1994, and at the age of 21 became the youngest player in franchise history to hold the role. He recorded a 70-point season (29 G, 41 A) in 46 games during the shortened season of 1994-95, which tied for the league lead and earned him the Hart Trophy as the league's Most Valuable Player. Lindros joined Bobby Clarke as the only two Flyers ever to win the award.


The following season, Lindros posted a career-high 115 points. It ranks as the fourth-highest single-season total in team history behind only Mark Recchi (123 pts, 1992-93) and Clarke (119 pts, 1975-76 and 116 pts, 1974-75), and was the last 100-point season by a Flyer for 22 years. Lindros went on to post well above a point-per-game average in each of the next four seasons, never scoring fewer than 27 goals.

Lindros appeared in 486 games for the Flyers over eight seasons, rising to fifth on the club's all-time scoring list with 290 goals and 369 assists for 659 points.

### FLYERS CAREER HONORS AND ACHIEVEMENTS

- HART TROPHY: 1994-95
- TED LINDSAY AWARD: 1994-95
- NHL FIRST-TEAM ALL-ROOKIE: 1992-93
- NHL FIRST-TEAM ALL-STAR: 1994-95
- NHL SECOND-TEAM ALL-STAR: 1995-96
- NHL ALL-STAR GAME: 1993-94, 1995-96, 1996-97, 1997-98, 1998-99, 1999-2000
- OLYMPIC GAMES TEAM CANADA: 1992, 1998, 2002
- FLYERS 100-POINT CLUB: 1995-96
- FLYERS FRANCHISE RECORD: MOST GOALS SCORED BY A ROOKIE IN A SEASON (41)
- FLYERS FRANCHISE RECORD: MOST CAREER POINTS-PER-GAME AVERAGE (1.36)
- FLYERS HALL OF FAME: 2014
- HOCKEY HALL OF FAME: 2016





 Spectrum

1967-2009



## SPECTRUM HISTORY

When the National Hockey League granted a conditional expansion franchise on February 9, 1966 to the team that became known as the Philadelphia Flyers, one of the key conditions was the construction and completion of a new arena in time for the start of the 1967-68 NHL season.

On June 1, 1966, a public groundbreaking ceremony took place on the site at Broad Street and Pattison Avenue where the arena that came to be called the Spectrum would stand. The building hosted its first event on September 30, 1967.

"This building was just an idea 16 months ago," Flyers co-founder Ed Snider said at the time of the arena's opening. "We got it done in record time."

Over the years, the Spectrum was the home of the NHL's Flyers (1967-68 to 1995-96), the NBA's Philadelphia 76ers (1967-68 to 1995-96), and the American Hockey League's Philadelphia Phantoms (1996-97 to 2008-09). During its life, the building also hosted notable events in college basketball, boxing, indoor soccer, indoor lacrosse, big-name concerts, circuses, the Ice Capades, monthly professional wrestling cards, tractor pulls, and professional bull riding, among others.

The arena's name was conceived by Lou Scheinfeld, a former newspaper writer hired by Mr. Snider as vice president of business operations. The name was an acronym of sorts intended to reflect the wide array of events the facility would host. The SP stood for "sports." The E was for "entertainment." The C was for "circuses." The T was for "theatricals," R was for "recreation."

What about the UM on the end? Scheinfeld often quipped that it stood for, "um, what a nice building."

The arena closed for good on November 1, 2009. Demolition was completed in May 2011. The next year, the Xfinity Live! complex opened on the north edge of the site across the parking lot from the Wells Fargo Center.





## SPECTRUM EVENT HIGHLIGHTS

- FIRST EVENT: QUAKER CITY JAZZ FESTIVAL, **SEPTEMBER 30, 1967**
- FIRST SPORTS EVENT: BOXING (JOE FRAZIER VS. TONY DOYLE), **OCT. 17, 1967**
- FIRST PHILADELPHIA 76ERS GAME: **OCTOBER 18, 1967**
- FIRST FLYERS GAME: **OCTOBER 19, 1967** (VS. PITTSBURGH)
- FIRST FLYERS PREGAME RENDITION OF "GOD BLESS AMERICA": **DECEMBER 11, 1969**
- 20TH ANNUAL NBA ALL-STAR GAME, **JANUARY 20, 1970**
- KATE SMITH FIRST LIVE FLYERS PREGAME "GOD BLESS AMERICA" PERFORMANCE: **OCTOBER 11, 1973**
- FLYERS WIN FIRST STANLEY CUP: **MAY 19, 1974** (1974 FINAL VS BOSTON, GAME SIX)
- OLGA KOR BUT APPEARS LIVE WITH TOURING RUSSIAN GYM TEAM **NOVEMBER 10, 1974**
- FLYERS VS. RED ARMY (CSKA): **JANUARY 11, 1976**
- 29TH ANNUAL NHL ALL-STAR GAME: **JANUARY 20, 1976**
- 26TH ANNUAL NBA ALL-STAR GAME: **FEBRUARY 3, 1976**
- LUCIANO PAVAROTTI CONCERT: **APRIL 5, 1976**
- FIRST FLYERS WIVES CARNIVAL: **FEBRUARY 1, 1977**
- ELVIS PRESLEY'S FINAL SPECTRUM APPEARANCE **MAY 28, 1977**
- FLYERS VS. HC PARDUBICE: **DECEMBER 26, 1977**
- BRUCE SPRINGSTEEN PLAYS EIGHT SOLD-OUT SHOWS: **1981**
- 1981 NCAA FINAL FOUR: INDIANA V. NORTH CAROLINA, **MARCH 30, 1981**
- BOBBY CLARKE NIGHT: **NOVEMBER 15, 1984**
- FLYERS VS QUEBEC NORDIQUES: 1985 WALES CONFERENCE GAME FIVE: **MAY 16, 1985**
- PELLE LINDBERGH MEMORIAL CEREMONY (FLYERS VS. OILERS): **NOVEMBER 14, 1985**
- JULIUS ERVING NIGHT **APRIL 17, 1987**
- FLYERS V. EDMONTON OILERS 1987 STANLEY CUP FINALS GAME SIX: **MAY 28, 1987**
- FRANK SINATRA/LIZA MINELLI/SAMMY DAVIS JR CONCERT: **SEPTEMBER 27, 1988**
- PHILADELPHIA WINGS WIN FIRST NATIONAL LACROSSE LEAGUE CHAMPIONSHIP: **APRIL 7, 1989**
- BILLY JOEL SIX-NIGHT CONCERT SERIES: **JANUARY 1990**
- WILT CHAMBERLAIN NIGHT **MARCH 18, 1990**
- 43RD ANNUAL NHL ALL-STAR GAME: **JANUARY 18, 1992**
- 1992 NCAA EAST REGIONALS: (DUKE VS. KENTUCKY) **MARCH 28, 1992**
- GRATEFUL DEAD'S 50TH SPECTRUM CONCERT: **OCTOBER 7, 1992**
- BILLY JOEL'S SECOND SIX-NIGHT ENGAGEMENT: **SEPT.-OCT., 1993**
- PHILADELPHIA WINGS WIN FOURTH NLL CHAMPIONSHIP **APRIL 8, 1995**
- MIKE TYSON VS. BUSTER MATHIS JR **DECEMBER 16, 1995**
- FINAL FLYERS HOME GAME (REGULAR SEASON): **APRIL 11, 1996** (VS. MONTREAL)
- FINAL 76ERS HOME GAME: **APRIL 19, 1996**
- FINAL FLYERS HOME GAME (PLAYOFFS) **MAY 12, 1996** (VS. FLORIDA)
- PHANTOMS WIN FIRST CALDER CUP: **JUNE 10, 1998**
- FINAL NHL EXHIBITION GAME (FLYERS VS. CAROLINA): **SEPTEMBER 27, 2008**
- FINAL FLYERS EXHIBITION GAME (FLYERS VS. PHANTOMS): **OCTOBER 7, 2008**
- FINAL EVENT: PEARL JAM CONCERTS, **OCTOBER 28-29 AND 30-31, 2009**

## HOCKEY SEATING CAPACITY HISTORY:

1967-1968: 14,646 | 1968-1969: 14,558 | 1969-1970: 14,606 | 1970-1971: 14,620  
1971-1972: 14,626 | 1972-1973: 16,600 (third deck added) | 1973-1975: 17,007  
1975-1981: 17,077 | 1981-1983: 17,147 | 1983-1985: 17,191 | 1985-1986: 17,211  
1986-1987: 17,222 | 1987-1990: 17,423 | 1990-1991: 17,382 | 1991-2009: 17,380





# FLYERS

## RECORD BOOK



## FLYERS RECORD BY GAME - BEST

GAME	PTS	TIMES	RECORD	LAST TIME
1	2	25x	1-0-0	2019-20
2	4	15x	2-0-0	2019-20
3	6	11x	3-0-0	2011-12
4	8	7x	4-0-0	1995-96
5	10	2x	5-0-0	1986-87
6	12		6-0-0	1986-87
7	13		6-0-1	1981-82
8	15		7-0-1	1981-82
9	15	2x	7-1-1	1981-82
10	17	2x	8-1-1	1981-82
11	19		9-1-1	1979-80
12	21		10-1-1	1979-80
13	23		11-1-1	1979-80
14	25		12-1-1	1979-80
15	27		13-1-1	1979-80
16	28	2x	14-2-0	1985-86
			13-1-2	1979-80
17	30	2x	15-2-0	1985-86
			14-1-2	1979-80
18	32		15-1-2	1979-80
19	33		15-1-3	1979-80
20	35		16-1-3	1979-80
21	37		17-1-3	1979-80
22	38		17-1-4	1979-80
23	39		17-1-5	1979-80
24	40		17-1-6	1979-80
25	42		18-1-6	1979-80
26	43		18-1-7	1979-80
27	45		19-1-7	1979-80
28	47		20-1-7	1979-80
29	48		20-1-8	1979-80
30	49		20-1-9	1979-80
31	51		21-1-9	1979-80
32	53		22-1-9	1979-80
33	54		22-1-10	1979-80
34	56		23-1-10	1979-80
35	58		24-1-10	1979-80
36	60		25-1-10	1979-80
37	62		26-1-10	1979-80
38	62		26-2-10	1979-80
39	64		27-2-10	1979-80
40	64		27-3-10	1979-80
41	65		27-3-11	1979-80
42	67		28-3-11	1979-80

GAME	PTS	TIMES	RECORD	LAST TIME
43	69		29-3-11	1979-80
44	70		29-3-12	1979-80
45	72		30-3-12	1979-80
46	74		31-3-12	1979-80
47	76		32-3-12	1979-80
48	78		33-3-12	1979-80
49	80		34-3-12	1979-80
50	82		35-3-12	1979-80
51	83		35-3-13	1979-80
52	83		35-4-13	1979-80
53	85		36-4-13	1979-80
54	87		37-4-13	1979-80
55	89		38-4-13	1979-80
56	91		39-4-13	1979-80
57	91		39-5-13	1979-80
58	93		40-5-13	1979-80
59	95		41-5-13	1979-80
60	96		41-5-14	1979-80
61	97		41-5-15	1979-80
62	97		41-6-15	1979-80
63	99		42-6-15	1979-80
64	99		42-7-15	1979-80
65	101		43-7-15	1979-80
66	103		44-7-15	1979-80
67	105		45-7-15	1979-80
68	106		45-7-16	1979-80
69	106		45-8-16	1979-80
70	107		45-8-17	1979-80
71	108		47-10-14	1975-76
72	108	2x	45-9-18	1979-80
			47-11-14	1975-76
73	110		48-11-14	1975-76
74	111		48-11-15	1975-76
75	113		49-11-15	1975-76
76	114		49-11-16	1975-76
77	114		49-12-16	1975-76
78	116		50-12-16	1975-76
79	118		51-12-16	1975-76
80	118		51-13-16	1975-76
81	104		46-23-12	2010-11
82	106		47-23-12	2010-11
83	81		35-37-11	1992-93
84	83		36-37-11	1992-93

+ Record includes three points awarded for three overtime losses.

Changes in the NHL season length since the Flyers inception are as follows:

1967-68 – 74 games  
 1968-70 – 76 games  
 1970-74 – 78 games  
 1974-92 – 80 games  
 1992-94 – 84 games  
 1994-2012 – 82 games  
 2012-13 – 48 games  
 2013-2019 – 82 games  
 2019-20 - 69 games



## FLYERS RECORD BY GAME - WORST

GAME	PTS	TIMES	RECORD	LAST TIME	GAME	PTS	TIMES	RECORD	LAST TIME
1	0	18x	0-1-0	2014-15	43	26		11-28-4	2006-07
2	0	11x	0-2-0	2014-15	44	26		11-29-4	2006-07
3	0	3x	0-3-0	2013-14	45	26		11-30-4	2006-07
4	1	3x	0-3-1	2008-09	46	26		11-31-4	2006-07
5	2	2x	0-4-1	1999-00	47	27		11-31-5	2006-07
			0-3-2	2008-09	48	27		11-32-5	2006-07
6	2		0-5-1	1999-00	49	29		12-32-5	2006-07
7	2		1-6-0	2013-14	50	30		12-32-6	2006-07
8	2		1-7-0	2013-14	51	31		12-32-7	2006-07
9	4		2-7-0	2013-14	52	33		13-32-7	2006-07
10	5	2x	2-7-1	2006-07	53	33		13-33-7	2006-07
			2-7-1	1989-90	54	34		13-33-8	2006-07
11	6		3-8-0	2013-14	55	36		14-33-8	2006-07
12	6		3-9-0	2013-14	56	38		15-33-8	2006-07
13	7		3-9-1	2006-07	57	38		15-34-8	2006-07
14	7		3-10-1	2006-07	58	40		16-34-8	2006-07
15	7		3-11-1	2006-07	59	40		16-35-8	2006-07
16	8		3-11-2	2006-07	60	40		16-36-8	2006-07
17	8		3-12-2	2006-07	61	41	2x	16-36-9	2006-07
18	10		4-12-2	2006-07				13-33-15	1968-69
19	12		5-12-2	2006-07	62	41		16-37-9	2006-07
20	12		5-13-2	2006-07	63	42		16-37-10	2006-07
21	12		5-14-2	2006-07	64	44	2x	17-37-10	2006-07
22	13		5-14-3	2006-07				13-33-18	1968-69
23	15	2x	6-14-3	2006-07	65	45		17-37-11	2006-07
			6-14-3	1968-69	66	47	2x	18-37-11	2006-07
24	15		6-15-3	1968-69				14-33-19	1968-69
25	16		6-15-4	1968-69	67	47		18-38-11	2006-07
26	16		6-16-4	1968-69	68	49		19-38-11	2006-07
27	16		6-17-4	1968-69	69	49		19-39-11	2006-07
28	18		7-17-4	1968-69	70	49		19-40-11	2006-07
29	20	2x	8-17-4	2006-07	71	51		20-40-11	2006-07
			8-17-4	1968-69	72	51		20-41-11	2006-07
30	20		8-18-4	2006-07	73	51		20-42-11	2006-07
31	20		8-19-4	2006-07	74	51		20-43-11	2006-07
32	20		8-20-4	2006-07	75	51		20-44-11	2006-07
33	20		8-21-4	2006-07	76	53		21-44-11	2006-07
34	20		8-22-4	2006-07	77	53		21-45-11	2006-07
35	20		8-23-4	2006-07	78	53		21-46-11	2006-07
36	20		8-24-4	2006-07	79	54		21-46-12	2006-07
37	22		9-24-4	2006-07	80	54		21-47-12	2006-07
38	24		10-24-4	2006-07	81	54		21-48-12	2006-07
39	26		11-24-4	2006-07	82	56		22-48-12	2006-07
40	26		11-25-4	2006-07	83	79		35-39-9	1993-94
41	26		11-26-4	2006-07	84	80		35-39-10	1993-94
42	26		11-27-4	2006-07					

Changes in the NHL season length since the Flyers inception are as follows:

1967-68 – 74 games

1968-70 – 76 games

1970-74 – 78 games

1974-92 – 80 games

1992-94 – 84 games

1994-2012 – 82 games

2012-13 – 48 games

2013-2019 – 82 games

2019-20 – 69 games





FLYERS ALL-TIME RECORDS  
VS. NHL TEAMS (OVERALL)

TEAM	SITE	GP	W	L	T	OTL	PTS	PCT.	GF	GA	SHUT-OUTS		SHOOT-OUTS	
											W	L	W	L
Anaheim	Home	18	6	7	3	2	17	.472	49	44	2	0	0	2
	Road	20	9	6	2	3	23	.575	65	67	1	0	1	2
	Totals	38	15	13	5	5	40	.526	114	111	3	0	1	4
Arizona	Home	42	28	12	0	2	58	.690	165	116	2	2	1	0
	Road	41	20	18	2	1	43	.524	132	132	0	3	1	0
	Totals	83	48	30	2	3	101	.608	297	248	2	5	2	0
Boston	Home	100	42	44	10	4	98	.490	307	305	2	8	3	2
	Road	101	31	53	11	6	79	.391	272	351	2	8	1	1
	Totals	201	73	97	21	10	177	.440	579	656	4	16	4	3
Buffalo	Home	93	56	20	12	5	129	.694	327	231	7	2	1	3
	Road	88	36	42	8	2	82	.466	253	291	3	5	1	0
	Totals	181	92	62	20	7	211	.583	580	522	10	7	2	3
Calgary	Home	61	37	15	3	6	83	.680	224	164	5	2	1	2
	Road	62	23	28	9	2	57	.460	200	235	2	3	1	0
	Totals	123	60	43	12	8	140	.569	424	399	7	5	2	2
Carolina	Home	74	48	16	5	5	106	.716	271	191	5	2	2	4
	Road	74	39	22	9	4	91	.615	249	220	2	3	1	1
	Totals	148	87	38	14	9	197	.666	520	411	7	5	3	5
Chicago	Home	72	45	16	11	0	101	.701	239	176	5	4	0	0
	Road	70	20	31	19	0	59	.421	196	238	2	4	0	0
	Totals	142	65	47	30	0	160	.563	435	414	7	8	0	0
Colorado	Home	44	28	11	2	3	61	.693	156	118	2	1	0	1
	Road	46	14	17	12	3	43	.467	148	158	1	0	0	1
	Totals	90	42	28	14	6	104	.578	304	276	3	1	0	2
Columbus	Home	20	11	7	1	1	24	.600	75	57	2	1	0	0
	Road	20	5	6	2	7	19	.475	42	54	0	2	0	3
	Totals	40	16	13	3	8	43	.538	117	111	2	3	0	3
Dallas	Home	78	49	13	16	0	114	.731	284	175	6	3	0	0
	Road	76	27	32	16	1	71	.467	236	249	2	6	1	0
	Totals	154	76	45	32	1	185	.601	520	424	8	9	1	0
Detroit	Home	71	46	13	11	1	104	.732	288	197	4	1	0	1
	Road	73	25	37	10	1	61	.418	218	249	2	4	1	1
	Totals	144	71	50	21	2	165	.573	506	446	6	5	1	2
Edmonton	Home	40	26	12	2	0	54	.675	159	111	2	2	0	0
	Road	38	10	21	6	1	27	.355	106	136	0	3	1	0
	Totals	78	36	33	8	1	81	.519	265	247	2	5	1	0
Florida	Home	51	25	16	6	4	60	.588	135	120	4	2	2	2
	Road	50	30	18	1	1	62	.620	157	129	2	0	3	1
	Totals	101	55	34	7	5	122	.604	292	249	6	2	5	3
Los Angeles	Home	74	44	18	7	5	100	.676	265	177	11	6	0	2
	Road	77	44	24	8	1	97	.630	255	217	8	4	0	1
	Totals	151	88	42	15	6	197	.652	520	394	19	10	0	3
Minnesota	Home	14	10	3	0	1	21	.750	44	24	1	2	0	0
	Road	12	6	5	1	0	13	.542	31	28	0	3	0	0
	Totals	26	16	8	1	1	34	.654	75	52	1	5	0	0
Montreal	Home	99	44	36	16	3	107	.540	298	286	3	8	1	1
	Road	100	35	47	14	4	88	.440	290	338	4	8	1	1
	Totals	199	79	83	30	7	195	.490	588	624	7	16	2	2
Nashville	Home	15	8	3	1	3	20	.667	41	26	1	1	1	2
	Road	13	5	4	2	2	14	.538	33	35	1	1	1	2
	Totals	28	13	7	3	5	34	.607	74	61	2	2	2	4



FLYERS ALL-TIME RECORDS  
VS. NHL TEAMS (OVERALL)

TEAM	SITE	GP	W	L	T	OTL	PTS	PCT.	GF	GA	SHUT-OUTS		SHOOT-OUTS	
New Jersey	Home	125	71	37	10	7	159	.636	429	320	15	8	1	3
	Road	124	46	64	8	6	106	.427	377	408	3	10	1	5
	Totals	249	117	101	18	13	265	.532	806	728	18	18	2	8
NY Islanders	Home	134	79	36	11	8	177	.660	477	370	8	5	0	5
	Road	139	60	59	15	5	140	.504	422	461	6	4	3	2
	Totals	273	139	95	26	13	317	.581	899	831	14	9	3	7
NY Rangers	Home	151	74	57	14	6	168	.556	464	409	10	8	3	5
	Road	149	57	66	23	3	140	.470	419	463	9	8	1	2
	Totals	300	131	123	37	9	308	.513	883	872	19	16	4	7
Ottawa	Home	49	29	14	2	4	64	.653	157	128	1	3	2	3
	Road	50	20	20	6	4	50	.500	150	150	2	3	1	4
	Totals	99	49	34	8	8	114	.576	307	278	3	6	3	7
Pittsburgh	Home	145	99	34	8	4	210	.724	567	380	16	4	0	3
	Road	147	58	60	22	7	145	.493	475	513	6	8	0	2
	Totals	292	157	94	30	11	355	.608	1042	893	22	12	0	5
San Jose	Home	22	8	8	2	4	22	.500	62	68	0	2	0	3
	Road	23	9	10	2	2	22	.478	56	63	2	3	0	0
	Totals	45	17	18	4	6	44	.489	118	131	2	5	0	3
St. Louis	Home	76	51	15	10	0	112	.737	288	174	8	5	1	0
	Road	78	39	29	7	3	88	.564	241	220	7	7	0	2
	Totals	154	90	44	17	3	200	.649	529	394	15	12	1	2
Tampa Bay	Home	50	23	17	7	3	56	.560	153	134	6	5	0	1
	Road	52	24	23	1	4	53	.510	154	168	1	1	1	1
	Totals	102	47	40	8	7	109	.534	307	302	7	6	1	2
Toronto	Home	93	58	25	8	2	126	.677	339	223	8	5	1	1
	Road	93	42	34	14	3	101	.543	302	294	7	5	2	0
	Totals	186	100	59	22	5	227	.610	641	517	15	10	3	1
Vancouver	Home	64	42	21	1	0	85	.664	257	189	5	2	1	0
	Road	61	34	14	12	1	81	.664	231	175	4	1	1	1
	Totals	125	76	35	13	1	166	.664	488	364	9	3	2	1
Vegas	Home	3	1	2	0	0	2	.333	8	6	0	1	0	0
	Road	3	2	1	0	0	4	.667	13	8	0	0	0	0
	Totals	6	3	3	0	0	6	.500	21	14	0	1	0	0
Washington	Home	114	70	35	6	3	149	.654	418	322	5	4	3	2
	Road	109	47	43	13	6	113	.518	341	345	5	7	1	3
	Totals	223	117	78	19	9	262	.587	759	667	10	11	4	5
Winnipeg	Home	32	22	5	2	3	49	.766	122	86	2	1	1	1
	Road	33	20	9	1	3	44	.667	106	88	2	1	0	3
	Totals	65	42	14	3	6	93	.715	228	174	4	2	1	4
INACTIVE TEAMS														
Oakland/ Cleveland	Home	34	24	4	6	0	54	0.794	137	67	3	0	0	0
	Road	35	13	14	8	0	34	0.486	102	89	4	3	0	0
	Totals	69	37	18	14	0	88	0.638	239	156	7	3	0	0
ALL-TIME TOTALS														
SITE	GP	W	L	T	OTL	PTS	PCT.	GF	GA	SHUTOUTS		SHOOTOUTS		
Home	2058	1204	572	193	89	2690	.654	7205	5394	151	100	25	49	
Road	2057	850	857	264	86	2050	.498	6272	6572	90	118	25	39	
Totals	4115	2054	1429	457	175	4740	.576	13477	11966	241	218	50	88	

NOTES:

- The NHL officially credits teams with a team GF or GA for shootout wins or losses. On these pages, the shootout wins and losses have been separated from actual goals scored during games. Adding the two categories provides the official NHL totals.
- The Flyers have had seven games reach a shootout after a scoreless regulation and overtime. They are 3-4 in those games. The three wins have been placed in the shootout win column and the four losses have been placed in the shootout against column.



# FLYERS REGULAR SEASON RECORD VS. NHL TEAMS, YEAR-BY YEAR

## ANAHEIM

	OVERALL						HOME						ROAD					
YEAR	GP	W	L	T	OTL	PTS	GP	W	L	T	OTL	PTS	GP	W	L	T	OTL	PTS
1993-94	2	0	2	0	--	0	1	0	1	0	--	0	1	0	1	0	--	0
1994-95	Did Not Play						Did Not Play						Did Not Play					
1995-96	2	1	0	1	--	3	1	0	0	1	--	1	1	1	0	0	--	2
1996-97	2	2	0	0	--	4	1	1	0	0	--	2	1	1	0	0	--	2
1997-98	2	0	0	2	--	2	1	0	0	1	--	1	1	0	0	1	--	1
1998-99	2	1	1	0	--	2	1	1	0	0	--	2	1	0	1	0	--	0
1999-00	2	0	0	2	0	2	1	0	0	1	0	1	1	0	0	1	0	1
2000-01	1	0	1	0	0	0	1	0	1	0	0	0	Did Not Play					
2001-02	2	1	1	0	0	2	1	1	0	0	0	2	1	0	1	0	0	0
2002-03	1	1	0	0	0	2	Did Not Play						1	1	0	0	0	2
2003-04	1	0	0	0	1	1	Did Not Play						1	0	0	0	1	1
2005-06	Did Not Play						Did Not Play						Did Not Play					
2006-07	1	1	0	--	0	2	Did Not Play						1	1	0	--	0	2
2007-08	1	1	0	--	0	2	1	1	0	--	0	2	Did Not Play					
2008-09	1	1	0	--	0	2	Did Not Play						1	1	0	--	0	2
2009-10	1	0	0	--	1	1	1	0	0	0	1	1	Did Not Play					
2010-11	2	0	2	--	--	0	1	0	1	--	--	0	1	0	1	--	--	0
2011-12	1	1	0	--	0	2	Did Not Play						1	1	0	--	0	2
2012-13	Did Not Play						Did Not Play						Did Not Play					
2013-14	2	0	2	--	0	0	1	0	1	--	0	0	1	0	1	--	0	0
2014-15	2	0	0	--	2	2	1	0	0	--	1	1	1	0	0	--	1	1
2015-16	2	0	2	--	0	0	1	0	1	0	0	0	1	0	1	0	0	0
2016-17	2	0	1	--	1	1	1	0	1	--	0	0	1	0	0	--	1	1
2017-18	2	1	1	--	0	2	1	0	1	--	0	0	1	1	0	--	0	2
2018-19	2	2	0	--	0	4	1	1	0	--	0	2	1	1	0	--	0	2
2019-20	2	2	0	0	0	4	1	1	0	0	0	2	1	1	0	0	0	2
TOTALS	38	15	13	5	5	40	18	6	7	3	2	17	20	9	6	2	3	23

## ARIZONA

	OVERALL						HOME						ROAD					
YEAR	GP	W	L	T	OTL	PTS	GP	W	L	T	OTL	PTS	GP	W	L	T	OTL	PTS
1979-80	4	4	0	0	--	8	2	2	0	0	--	4	2	2	0	0	--	4
1980-81	4	3	1	0	--	6	2	2	0	0	--	4	2	1	1	0	--	2
1981-82	3	1	2	0	--	2	2	1	1	0	--	2	1	0	1	0	--	0
1982-83	3	3	0	0	--	6	1	1	0	0	--	2	2	2	0	0	--	4
1983-84	3	2	1	0	--	4	2	2	0	0	--	4	1	0	1	0	--	0
1984-85	3	0	3	0	--	0	1	0	1	0	--	0	2	0	2	0	--	0
1985-86	3	2	1	0	--	4	2	2	0	0	--	4	1	0	1	0	--	0
1986-87	3	2	1	0	--	4	1	1	0	0	--	2	2	1	1	0	--	2
1987-88	3	3	0	0	--	6	2	2	0	0	--	4	1	1	0	0	--	2
1988-89	3	2	0	1	--	5	1	1	0	0	--	2	2	1	0	1	--	3
1989-90	3	1	2	0	--	2	2	1	1	0	--	2	1	0	1	0	--	0
1990-91	3	3	0	0	--	6	1	1	0	0	--	2	2	2	0	0	--	4
1991-92	3	0	3	0	--	0	2	0	2	0	--	0	1	0	1	0	--	0
1992-93	2	2	0	0	--	4	1	1	0	0	--	2	1	1	0	0	--	2
1993-94	2	0	1	1	--	1	1	0	1	0	--	0	1	0	0	1	--	1
1994-95	Did Not Play						Did Not Play						Did Not Play					
1995-96	2	1	1	0	--	2	1	1	0	0	--	2	1	0	1	0	--	0
1996-97	2	2	0	0	--	4	1	1	0	0	--	2	1	1	0	0	--	2
1997-98	2	1	1	0	--	2	1	0	1	0	--	0	1	1	0	0	--	2
1998-99	2	2	0	0	--	4	1	1	0	0	--	2	1	1	0	0	--	2
1999-00	2	2	0	0	0	4	1	1	0	0	0	2	1	1	0	0	0	2
2000-01	2	0	2	0	0	0	1	0	1	0	0	0	1	0	1	0	0	0
2001-02	1	0	1	0	0	0	Did Not Play						1	0	1	0	0	0
2002-03	2	1	1	0	0	2	1	1	0	0	0	2	1	0	1	0	0	0
2003-04	2	2	0	0	0	4	1	1	0	0	0	2	1	1	0	0	0	2
2005-06	Did Not Play						Did Not Play						Did Not Play					
2006-07	1	0	1	--	0	0	Did Not Play						1	0	1	--	0	0
2007-08	1	0	1	--	0	0	1	0	1	--	0	0	Did Not Play					
2008-09	1	1	0	--	0	2	1	1	0	--	0	2	Did Not Play					
2009-10	1	0	1	--	0	0	Did Not Play						1	0	1	--	0	0
2010-11	1	0	0	--	1	1	1	0	0	--	1	1	Did Not Play					
2011-12	2	2	0	--	0	4	1	0	0	--	0	2	1	1	0	--	0	2
2012-13	Did Not Play						Did Not Play						Did Not Play					
2013-14	2	1	1	--	0	2	1	0	1	--	0	0	1	1	0	--	0	2
2014-15	2	1	1	--	0	2	1	1	0	--	0	2	1	0	1	--	0	0
2015-16	2	1	1	--	0	2	1	1	0	--	0	2	1	0	1	--	0	0
2016-17	2	0	1	--	1	1	1	0	1	--	0	0	1	0	0	--	1	1
2017-18	2	1	0	--	1	3	1	0	0	--	1	1	1	1	0	--	0	2
2018-19	2	2	0	--	0	4	1	1	0	--	0	2	1	1	0	--	0	2
2019-20	2	0	2	0	0	0	1	0	1	0	0	0	1	0	1	0	0	0
TOTALS	83	48	30	2	3	101	42	28	12	0	2	58	41	20	18	2	1	43

\*Record includes game played at neutral site.



# FLYERS REGULAR SEASON RECORD VS. NHL TEAMS, YEAR-BY YEAR

## BOSTON

YEAR	OVERALL						HOME						ROAD					
	GP	W	L	T	OTL	PTS	GP	W	L	T	OTL	PTS	GP	W	L	T	OTL	PTS
1967-68	4	1	3	0	--	2	2*	0	2	0	--	0	2	1	1	0	--	2
1968-69	6	2	4	0	--	4	3	2	1	0	--	4	3	0	3	0	--	0
1969-70	6	0	4	2	--	2	3	0	2	1	--	1	3	0	2	1	--	1
1970-71	6	0	6	0	--	0	3	0	3	0	--	0	3	0	3	0	--	0
1971-72	6	0	6	0	--	0	3	0	3	0	--	0	3	0	3	0	--	0
1972-73	5	0	4	1	--	1	3	0	3	0	--	0	2	0	1	1	--	1
1973-74	5	1	3	1	--	3	2	1	0	1	--	3	3	0	3	0	--	0
1974-75	4	1	2	1	--	3	2	1	1	0	--	2	2	0	1	1	--	1
1975-76	4	1	2	1	--	3	2	1	1	0	--	2	2	0	1	1	--	1
1976-77	4	3	1	0	--	6	2	1	1	0	--	2	2	2	0	0	--	4
1977-78	4	2	1	1	--	5	2	2	0	0	--	4	2	0	1	1	--	1
1978-79	5	3	1	1	--	7	2	2	0	0	--	4	3	1	1	1	--	3
1979-80	4	1	1	2	--	4	2	0	0	2	--	2	2	1	1	0	--	2
1980-81	4	2	2	0	--	4	2	2	0	0	--	4	2	0	2	0	--	0
1981-82	3	2	1	0	--	4	2	1	1	0	--	2	1	1	0	0	--	2
1982-83	3	0	2	1	--	1	1	0	0	1	--	1	2	0	2	0	--	0
1983-84	3	1	1	1	--	3	2	1	0	1	--	3	1	0	1	0	--	0
1984-85	3	2	1	0	--	4	1	1	0	0	--	2	2	1	1	0	--	2
1985-86	3	2	1	0	--	4	2	2	0	0	--	4	1	0	1	0	--	0
1986-87	3	2	1	0	--	4	1	1	0	0	--	2	2	1	1	0	--	2
1987-88	3	2	1	0	--	4	2	1	1	0	--	2	1	1	0	0	--	2
1988-89	3	1	2	0	--	2	1	1	0	0	--	2	2	0	2	0	--	0
1989-90	3	0	3	0	--	0	2	0	2	0	--	0	1	0	1	0	--	0
1990-91	3	1	2	0	--	2	1	0	1	0	--	0	2	1	1	0	--	2
1991-92	3	2	1	0	--	4	1	1	0	0	--	2	2	1	1	0	--	2
1992-93	4	1	3	0	--	2	2	0	2	0	--	0	2	1	1	0	--	2
1993-94	5	2	2	1	--	5	2	1	1	0	--	2	3*	1	1	1	--	3
1994-95	4	2	2	0	--	4	2	2	0	0	--	4	2	0	2	0	--	0
1995-96	4	2	2	0	--	4	2	1	1	0	--	2	2	1	1	0	--	2
1996-97	4	2	1	1	--	5	2	2	0	0	--	4	2	0	1	1	--	1
1997-98	4	0	3	1	--	1	2	0	1	1	--	1	2	0	2	0	--	0
1998-99	4	2	1	1	--	5	2	1	0	1	--	3	2	1	1	0	--	2
1999-00	4	3	0	1	0	7	2	2	0	0	0	4	2	1	0	1	0	3
2000-01	4	1	2	1	0	3	2	1	1	0	0	2	2	0	1	1	0	1
2001-02	4	2	1	0	1	5	2	0	1	0	1	1	2	2	0	0	0	4
2002-03	4	1	0	2	1	5	2	0	0	2	0	2	2	1	0	0	1	3
2003-04	4	1	1	1	1	4	2	1	1	0	0	2	2	0	0	1	1	2
2005-06	4	3	1	--	0	6	2	1	1	--	0	2	2	2	0	--	0	4
2006-07	4	2	2	--	0	4	2	1	1	--	0	2	2	1	1	--	0	2
2007-08	4	1	1	--	2	4	2	0	1	--	1	1	2	1	0	--	1	3
2008-09	4	2	2	--	0	4	2	0	2	--	0	0	2	2	0	--	0	4
2009-10	4	2	1	--	1	5	2	1	1	--	0	2	2	1	0	--	1	3
2010-11	4	1	3	--	--	2	2	0	2	--	0	0	2	1	1	--	0	2
2011-12	4	1	1	--	2	4	2	0	1	--	1	1	2	1	0	--	1	3
2012-13	3	2	1	--	0	4	2	2	0	--	0	4	1	0	1	--	0	0
2013-14	3	0	2	--	1	1	2	0	1	--	1	1	1	0	1	--	0	0
2014-15	3	0	2	--	1	1	1	0	1	--	0	0	2	0	1	--	1	1
2015-16	3	2	1	--	0	2	2	1	1	--	0	2	1	1	0	--	0	4
2016-17	3	1	2	--	0	2	1	1	0	--	0	2	2	0	2	--	0	0
2017-18	3	1	2	--	0	2	2	1	1	--	0	2	1	0	1	--	0	0
2018-19	3	2	1	--	0	4	1	1	0	--	0	2	2	1	1	--	0	2
2019-20	3	2	1	--	0	4	2	1	1	--	0	2	1	1	0	--	0	2
TOTALS	201	73	97	21	10	177	100	42	44	10	4	98	101	31	53	11	6	79

## BUFFALO

YEAR	OVERALL						HOME						ROAD					
	GP	W	L	T	OTL	PTS	GP	W	L	T	OTL	PTS	GP	W	L	T	OTL	PTS
1970-71	6	3	2	1	--	7	3	2	0	1	--	5	3	1	2	0	--	2
1971-72	6	2	2	2	--	6	3	2	0	1	--	5	3	0	2	1	--	1
1972-73	5	3	2	0	--	6	2	2	0	0	--	4	3	1	2	0	--	2
1973-74	5	5	0	0	--	10	3	3	0	0	--	6	2	2	0	0	--	4
1974-75	4	3	0	1	--	7	2	2	0	0	--	4	2	1	0	1	--	3
1975-76	4	3	0	1	--	7	2	2	0	0	--	4	2	1	0	1	--	3
1976-77	4	2	2	0	--	4	2	2	0	0	--	4	2	0	2	0	--	0
1977-78	4	0	3	1	--	1	2	0	1	1	--	1	2	0	2	0	--	0
1978-79	5	3	0	2	--	8	3	1	0	2	--	4	2	2	0	0	--	4
1979-80	4	3	0	1	--	7	2	2	0	0	--	4	2	1	0	1	--	3
1980-81	4	0	2	2	--	2	2	0	1	1	--	1	2	0	1	1	--	1
1981-82	3	2	1	0	--	4	2	2	0	0	--	4	1	0	1	0	--	0
1982-83	3	1	2	0	--	2	1	1	0	0	--	2	2	0	2	0	--	0
1983-84	3	0	3	0	--	0	2	0	2	0	--	0	1	0	1	0	--	0

\*Record includes game played at neutral site.



# FLYERS REGULAR SEASON RECORD VS. NHL TEAMS, YEAR-BY YEAR

## BUFFALO (Continued)

	OVERALL					HOME					ROAD							
YEAR	GP	W	L	T	PTS	GP	W	L	T	PTS	GP	W	L	T	PTS			
1984-85	3	1	1	1	--	3	1	0	1	0	--	2	1	0	1	--	3	
1985-86	3	1	2	0	--	2	2	0	2	0	--	0	1	1	0	0	--	2
1986-87	3	2	1	0	--	4	1	1	0	0	--	2	2	1	1	0	--	2
1987-88	3	3	0	0	--	6	2	2	0	0	--	4	1	1	0	0	--	2
1988-89	3	2	1	0	--	4	1	1	0	0	--	2	2	1	1	0	--	2
1989-90	3	1	2	0	--	2	2	1	1	0	--	2	1	0	1	0	--	0
1990-91	3	0	3	0	--	0	1	0	1	0	--	0	2	0	2	0	--	0
1991-92	3	1	1	1	--	3	2	1	0	1	--	3	1	0	1	0	--	0
1992-93	3	1	1	1	--	3	2	0	1	1	--	1	1	1	0	0	--	2
1993-94	4	3	1	0	--	6	2	1	1	0	--	2	2	2	0	0	--	4
1994-95	3	2	1	0	--	4	2	2	0	0	--	4	1	0	1	0	--	0
1995-96	4	2	2	0	--	4	2	1	1	0	--	2	2	1	1	0	--	2
1996-97	4	1	2	1	--	3	2	0	1	1	--	1	2	1	1	0	--	2
1997-98	4	2	1	1	--	5	2	1	0	1	--	3	2	1	1	0	--	2
1998-99	4	0	1	3	--	3	2	0	0	2	--	2	2	0	1	1	--	1
1999-00	4	3	1	0	0	6	2	2	0	0	0	4	2	1	1	0	0	2
2000-01	4	4	0	0	0	8	2	2	0	0	0	4	2	2	0	0	0	4
2001-02	4	0	4	0	0	0	2	0	2	0	0	0	2	0	2	0	0	0
2002-03	4	2	2	0	0	4	2	2	0	0	0	4	2	0	2	0	0	0
2003-04	4	2	1	1	0	5	2	2	0	0	0	4	2	0	1	1	0	1
2005-06	4	1	2	--	1	3	2	0	1	--	1	1	2	1	1	--	0	2
2006-07	4	1	2	--	1	3	2	1	0	--	1	3	2	0	2	--	0	0
2007-08	4	1	2	--	1	3	2	0	1	--	1	1	2	1	1	--	0	2
2008-09	4	4	0	--	0	8	2	2	0	--	0	4	2	2	0	--	0	4
2009-10	4	1	2	--	1	3	2	0	2	--	0	0	2	1	0	--	1	3
2010-11	4	2	1	--	1	5	2	1	1	--	0	2	2	1	0	--	1	3
2011-12	4	4	0	--	0	8	2	2	0	--	0	4	2	2	0	--	0	4
2012-13	3	1	2	--	0	2	1	1	0	--	0	2	2	0	2	--	0	0
2013-14	3	3	0	--	0	6	2	2	0	--	0	4	1	1	0	--	0	2
2014-15	3	2	0	--	1	5	1	0	0	--	1	1	2	2	0	--	0	4
2015-16	3	1	2	--	1	3	2	1	1	--	1	3	1	0	1	--	0	0
2016-17	3	2	1	--	0	4	1	1	0	--	0	2	2	1	1	--	0	2
2017-18	3	2	1	--	0	4	2	2	0	--	0	4	1	0	1	--	0	0
2018-19	3	2	1	--	0	4	1	1	0	--	0	2	2	1	1	--	0	2
2019-20	2	2	0	--	0	4	2	2	0	--	0	4	Did Not Play					
TOTALS	181	92	62	20	7	211	93	56	20	12	5	129	88	36	42	8	2	82

## CALGARY/ATLANTA

YEAR	OVERALL					HOME					ROAD							
	GP	W	L	T	PTS	GP	W	L	T	PTS	GP	W	L	T	PTS			
1972-73	5	3	1	1	--	7	3	2	0	1	--	5	2	1	1	0	--	2
1973-74	6	2	2	2	--	6	3	1	2	0	--	2	3	1	0	2	--	4
1974-75	6	3	2	1	--	7	3	2	1	0	--	4	3	1	1	1	--	3
1975-76	6	4	1	1	--	9	3	3	0	0	--	6	3	1	1	1	--	3
1976-77	6	2	2	2	--	6	3	2	1	0	--	4	3	0	1	2	--	2
1977-78	6	4	1	1	--	9	3	3	0	0	--	6	3	1	1	1	--	3
1978-79	8	4	4	0	--	8	4	3	1	0	--	6	4	1	3	0	--	2
1979-80	4	2	2	0	--	4	2	2	0	0	--	4	2	0	2	0	--	0
1980-81	4	2	2	0	--	4	2	2	0	0	--	4	2	0	2	0	--	0
1981-82	3	3	0	0	--	6	1	1	0	0	--	2	2	2	0	0	--	4
1982-83	3	3	0	0	--	6	2	2	0	0	--	4	1	1	0	0	--	2
1983-84	3	2	1	0	--	4	1	1	0	0	--	2	2	1	1	0	--	2
1984-85	3	2	1	0	--	4	2	2	0	0	--	4	1	0	1	0	--	0
1985-86	3	2	1	0	--	4	1	1	0	0	--	2	2	1	1	0	--	2
1986-87	3	1	2	0	--	2	2	1	1	0	--	2	1	0	1	0	--	0
1987-88	3	0	3	0	--	0	1	0	1	0	--	0	2	0	2	0	--	0
1988-89	3	0	3	0	--	0	2	0	2	0	--	0	1	0	1	0	--	0
1989-90	3	1	1	1	--	3	1	0	1	0	--	0	2	1	0	1	--	3
1990-91	3	1	2	0	--	2	2	1	1	0	--	2	1	0	1	0	--	0
1991-92	3	2	1	0	--	4	1	1	0	0	--	2	2	1	1	0	--	2
1992-93	3	0	1	2	--	2	1	0	0	1	--	1	2*	0	1	1	--	1
1993-94	2	0	2	0	--	0	1	0	1	0	--	0	1	0	1	0	--	0
1994-95	Did Not Play					Did Not Play					Did Not Play							
1995-96	2	2	0	0	--	4	1	1	0	0	--	2	1	1	0	0	--	2
1996-97	2	1	1	0	--	2	1	0	1	0	--	0	1	1	0	0	--	2
1997-98	2	1	1	0	--	2	1	1	0	0	--	2	1	0	1	0	--	0
1998-99	2	1	0	1	--	3	1	0	0	1	--	1	1	1	0	0	--	2
1999-00	1	1	0	0	0	2	Did Not Play						1	1	0	0	0	2
2000-01	2	1	1	0	0	2	1	1	0	0	0	2	1	0	1	0	0	0
2001-02	1	0	1	0	0	0	1	0	1	0	0	0	Did Not Play					
2002-03	1	1	0	0	0	2	Did Not Play						1	1	0	0	0	2

\*Record includes game played at neutral site.



# FLYERS REGULAR SEASON RECORD VS. NHL TEAMS, YEAR-BY YEAR

## CALGARY/ATLANTA (Continued)

YEAR	OVERALL						HOME						ROAD					
	GP	W	L	T	OTL	PTS	GP	W	L	T	OTL	PTS	GP	W	L	T	OTL	PTS
2003-04	1	0	0	0	1	1	1	0	0	1	0	1	Did Not Play					
2005-06	1	1	0	--	0	2	1	1	0	--	0	2	Did Not Play					
2006-07	Did Not Play						Did Not Play						Did Not Play					
2007-08	1	1	0	--	0	2	Did Not Play						1	1	0	--	0	2
2008-09	1	0	1	--	0	0	1	0	1	--	0	0	Did Not Play					
2009-10	1	1	0	--	0	2	Did Not Play						1	1	0	--	0	2
2010-11	1	0	0	--	1	1	1	0	0	--	1	1	Did Not Play					
2011-12	1	1	0	--	0	2	Did Not Play						1	1	0	--	0	2
2012-13	Did Not Play						Did Not Play						Did Not Play					
2013-14	2	2	0	--	0	4	1	1	0	--	0	2	1	1	0	--	0	2
2014-15	2	0	1	--	1	1	1	0	0	--	1	1	1	0	1	--	0	0
2015-16	2	1	0	--	1	3	1	1	0	--	0	2	1	0	0	--	1	1
2016-17	2	1	1	--	0	2	1	1	0	--	0	2	1	0	1	--	0	0
2017-18	2	1	0	--	1	3	1	0	0	--	1	1	1	1	0	--	0	2
2018-19	2	0	0	--	2	2	1	0	0	--	1	1	1	0	0	--	1	1
2019-20	2	0	1	--	1	1	1	0	0	--	1	2	1	0	1	--	0	0
<b>TOTALS</b>	<b>123</b>	<b>60</b>	<b>43</b>	<b>12</b>	<b>8</b>	<b>140</b>	<b>61</b>	<b>37</b>	<b>15</b>	<b>3</b>	<b>6</b>	<b>83</b>	<b>62</b>	<b>23</b>	<b>28</b>	<b>9</b>	<b>2</b>	<b>57</b>

## CAROLINA/HARTFORD

YEAR	OVERALL						HOME						ROAD					
	GP	W	L	T	OTL	PTS	GP	W	L	T	OTL	PTS	GP	W	L	T	OTL	PTS
1979-80	4	2	0	2	--	6	2	2	0	0	--	4	2*	0	0	2	--	2
1980-81	4	3	0	1	--	7	2	1	0	1	--	3	2	2	0	0	--	4
1981-82	3	3	0	0	--	6	2	2	0	0	--	4	1	1	0	0	--	2
1982-83	3	2	1	0	--	4	1	1	0	0	--	2	2	1	1	0	--	2
1983-84	3	1	2	0	--	2	2	1	1	0	--	2	1	0	1	0	--	0
1984-85	3	2	0	1	--	5	1	1	0	0	--	2	2	1	0	1	--	3
1985-86	3	3	0	0	--	6	2	2	0	0	--	4	1	1	0	0	--	2
1986-87	3	1	2	0	--	2	1	0	1	0	--	0	2	1	1	0	--	2
1987-88	3	2	1	0	--	4	2	2	0	0	--	4	1	0	1	0	--	0
1988-89	3	1	1	1	--	3	1	1	0	0	--	2	2	0	1	1	--	1
1989-90	3	1	2	0	--	2	2	1	1	0	--	2	1	0	1	0	--	0
1990-91	3	0	3	0	--	0	1	0	1	0	--	0	2	0	2	0	--	0
1991-92	3	0	3	0	--	0	2	0	2	0	--	0	1	0	1	0	--	0
1992-93	3	3	0	0	--	6	1	1	0	0	--	2	2	2	0	0	--	4
1993-94	4	3	1	0	--	6	2	1	1	0	--	2	2	2	0	0	--	4
1994-95	3	2	1	0	--	4	1	1	0	0	--	2	2	1	1	0	--	2
1995-96	4	3	0	1	--	7	2	2	0	0	--	4	2	1	0	1	--	3
1996-97	4	3	0	1	--	7	2	1	0	1	--	3	2	2	0	0	--	4
1997-98	4	2	1	1	--	5	2	1	1	0	--	2	2	1	0	1	--	3
1998-99	4	2	0	2	--	6	2	1	0	1	--	3	2	1	0	1	--	3
1999-00	4	2	2	0	0	4	2	1	1	0	0	2	2	1	1	0	0	2
2000-01	4	3	1	0	0	6	2	2	0	0	0	4	2	1	1	0	0	2
2001-02	4	3	1	0	0	6	2	2	0	0	0	4	2	1	1	0	0	2
2002-03	4	2	0	2	0	6	2	1	0	1	0	3	2	1	0	1	0	3
2003-04	4	2	0	2	0	6	2	1	0	1	0	3	2	1	0	1	0	3
2005-06	4	2	1	--	1	5	2	1	0	--	1	3	2	1	1	--	0	2
2006-07	4	2	1	--	1	5	2	1	1	--	0	2	2	1	0	--	1	3
2007-08	4	3	0	--	1	7	2	1	0	--	1	3	2	2	0	--	0	4
2008-09	4	3	0	--	1	7	2	1	0	--	1	3	2	2	0	--	0	4
2009-10	4	4	0	--	0	8	2	2	0	--	0	4	2	2	0	--	0	4
2010-11	4	3	1	--	0	6	2	2	0	--	0	4	2	1	1	--	0	2
2011-12	4	3	1	--	0	6	2	1	1	--	0	2	2	2	0	--	0	4
2012-13	3	3	0	--	0	6	2	2	0	--	0	4	1	1	0	--	0	2
2013-14	4	0	2	--	2	2	2	0	1	--	1	1	2	0	1	--	1	1
2014-15	5	1	3	--	1	3	2	1	1	--	0	2	3	0	2	--	1	1
2015-16	4	3	1	--	0	6	2	2	0	--	0	4	2	1	1	--	0	2
2016-17	5	3	1	--	1	7	3	2	0	--	1	5	2	1	1	--	0	2
2017-18	4	3	1	--	0	6	2	1	1	--	0	2	2	2	0	--	0	4
2018-19	4	0	4	--	0	0	2	0	2	--	0	0	2	0	2	--	0	0
2019-20	4	3	0	--	1	7	2	2	0	--	0	4	2	1	0	--	1	3
<b>TOTALS</b>	<b>148</b>	<b>87</b>	<b>38</b>	<b>14</b>	<b>9</b>	<b>197</b>	<b>74</b>	<b>48</b>	<b>16</b>	<b>5</b>	<b>5</b>	<b>106</b>	<b>74</b>	<b>39</b>	<b>22</b>	<b>9</b>	<b>4</b>	<b>91</b>

## CHICAGO

YEAR	OVERALL						HOME						ROAD					
	GP	W	L	T	OTL	PTS	GP	W	L	T	OTL	PTS	GP	W	L	T	OTL	PTS
1967-68	4	1	3	0	--	2	2	1	1	0	--	2	2	0	2	0	--	0
1968-69	6	0	3	3	--	3	3	0	2	1	--	1	3	0	1	2	--	2
1969-70	6	0	4	2	--	2	3	0	3	0	--	0	3	0	1	2	--	2
1970-71	6	1	4	1	--	3	3	1	1	1	--	3	3	0	3	0	--	0
1971-72	6	2	3	1	--	5	3	2	1	0	--	4	3	0	2	1	--	1

\*Record includes game played at neutral site.



# FLYERS REGULAR SEASON RECORD VS. NHL TEAMS, YEAR-BY YEAR

CHICAGO (Continued)

YEAR	OVERALL						HOME						ROAD					
	GP	W	L	T	OTL	PTS	GP	W	L	T	OTL	PTS	GP	W	L	T	OTL	PTS
1972-73	5	2	2	1	--	5	2	1	0	1	--	3	3	1	2	0	--	2
1973-74	5	2	2	1	--	5	3	2	1	0	--	4	2	0	1	1	--	1
1974-75	5	4	1	0	--	8	3	3	0	0	--	6	2	1	1	0	--	2
1975-76	5	2	1	2	--	6	2	1	0	1	--	3	3	1	1	1	--	3
1976-77	5	3	0	2	--	8	3	3	0	0	--	6	2	0	0	2	--	2
1977-78	5	2	2	1	--	5	2	2	0	0	--	4	3	0	2	1	--	1
1978-79	4	1	3	0	--	2	2	0	2	0	--	0	2	1	1	0	--	2
1979-80	4	2	0	2	--	6	2	1	0	1	--	3	2	1	0	1	--	3
1980-81	4	1	1	2	--	4	2	1	0	1	--	3	2	0	1	1	--	1
1981-82	3	1	1	1	--	3	1	0	0	1	--	1	2	1	1	0	--	2
1982-83	3	1	1	1	--	3	2	0	1	1	--	1	1	1	0	0	--	2
1983-84	3	1	0	2	--	4	1	1	0	0	--	2	2	0	0	2	--	2
1984-85	3	2	1	0	--	4	2	2	0	0	--	4	1	0	1	0	--	0
1985-86	3	2	0	1	--	5	1	1	0	0	--	2	2	1	0	1	--	3
1986-87	3	2	0	1	--	5	2	2	0	0	--	4	1	0	0	1	--	1
1987-88	3	0	3	0	--	0	1	0	1	0	--	0	2	0	2	0	--	0
1988-89	3	3	0	0	--	6	2	2	0	0	--	4	1	1	0	0	--	2
1989-90	3	0	3	0	--	0	1	0	1	0	--	0	2	0	2	0	--	0
1990-91	3	2	1	0	--	4	2	1	1	0	--	2	1	1	0	0	--	2
1991-92	3	0	0	3	--	3	2	0	0	2	--	2	1	0	0	1	--	1
1992-93	2	1	0	1	--	3	1	1	0	0	--	2	1	0	0	1	--	1
1993-94	2	1	0	1	--	3	1	0	0	1	--	1	1	1	0	0	--	2
1994-95	Did Not Play						Did Not Play						Did Not Play					
1995-96	2	1	1	0	--	2	1	1	0	0	--	2	1	0	1	0	--	0
1996-97	2	0	1	1	--	1	1	0	1	0	--	0	1	0	0	1	--	1
1997-98	2	2	0	0	--	4	1	1	0	0	--	2	1	1	0	0	--	2
1998-99	2	2	0	0	--	4	1	1	0	0	--	2	1	1	0	0	--	2
1999-00	1	1	0	0	0	2	1	1	0	0	0	2	Did Not Play					
2000-01	1	1	0	0	0	2	Did Not Play						1	1	0	0	0	2
2001-02	2	1	1	0	0	2	1	1	0	0	0	2	1	0	1	0	0	2
2002-03	2	2	0	0	0	4	1	1	0	0	0	2	1	1	0	0	0	2
2003-04	1	1	0	0	0	2	1	1	0	0	0	2	Did Not Play					
2005-06	1	1	0	--	0	2	Did Not Play						1	1	0	--	0	2
2006-07	1	1	0	--	0	2	1	1	0	--	0	2	Did Not Play					
2007-08	Did Not Play						Did Not Play						Did Not Play					
2008-09	1	0	1	--	0	0	Did Not Play						1	0	1	--	0	0
2009-10	1	1	0	--	0	2	1	1	0	--	0	2	Did Not Play					
2010-11	1	1	0	--	0	2	Did Not Play						1	1	0	--	0	2
2011-12	1	1	0	--	0	2	1	1	0	--	0	2	Did Not Play					
2012-13	Did Not Play						Did Not Play						Did Not Play					
2013-14	2	1	1	0	0	2	1	1	0	0	0	2	1	0	1	0	0	0
2014-15	2	1	1	--	0	2	1	1	0	--	0	2	1	0	1	--	0	0
2015-16	2	2	0	--	0	4	1	1	0	--	0	2	1	1	0	--	0	2
2016-17	2	1	1	--	0	2	1	1	0	--	0	2	1	0	1	--	0	0
2017-18	2	1	1	--	0	2	1	1	0	--	0	2	1	0	1	--	0	0
2018-19	2	2	0	--	0	4	1	1	0	--	0	2	1	1	0	--	0	2
2019-20	2	2	0	--	0	4	1	1	0	--	0	2	1	1	0	--	0	2
TOTALS	142	65	47	30	0	160	72	45	16	11	0	101	70	20	31	19	0	59

## COLORADO/QUEBEC

YEAR	OVERALL						HOME						ROAD					
	GP	W	L	T	OTL	PTS	GP	W	L	T	OTL	PTS	GP	W	L	T	OTL	PTS
1979-80	4	3	0	1	--	7	2	2	0	0	--	4	2	1	0	1	--	3
1980-81	4	1	2	1	--	3	2	1	1	0	--	2	2	0	1	1	--	1
1981-82	3	1	1	1	--	3	1	1	0	0	--	2	2	0	1	1	--	1
1982-83	3	3	0	0	--	6	2	2	0	0	--	4	1	1	0	0	--	2
1983-84	3	2	0	1	--	5	1	1	0	0	--	2	2	1	0	1	--	3
1984-85	3	1	1	1	--	3	2	1	0	1	--	3	1	0	1	0	--	0
1985-86	3	1	1	1	--	3	1	0	1	0	--	0	2	1	0	1	--	3
1986-87	3	2	0	1	--	5	2	2	0	0	--	4	1	0	0	1	--	1
1987-88	3	2	0	1	--	5	1	0	0	1	--	1	2	2	0	0	--	4
1988-89	3	2	1	0	--	4	2	2	0	0	--	4	1	0	1	0	--	0
1989-90	3	1	1	1	--	3	1	1	0	0	--	2	2	0	1	1	--	1
1990-91	3	3	0	0	--	6	2	2	0	0	--	4	1	1	0	0	--	2
1991-92	3	3	0	0	--	6	2	2	0	0	--	4	1	1	0	0	--	2
1992-93	4	1	3	0	--	2	2	1	1	0	--	2	2	0	2	0	--	0
1993-94	4	3	1	0	--	6	2	2	0	0	--	4	2	1	1	0	--	2
1994-95	4	0	3	1	--	1	2	0	2	0	--	0	2	0	1	1	--	1
1995-96	2	0	1	1	--	1	1	0	1	0	--	0	1	0	0	1	--	1
1996-97	2	1	0	1	--	3	1	1	0	0	--	2	1	0	0	1	--	1
1997-98	2	0	2	0	--	0	1	0	1	0	--	0	1	0	1	0	--	0
1998-99	2	0	1	1	--	1	1	0	1	0	--	0	1	0	0	1	--	1

\*Record includes game played at neutral site.





# FLYERS REGULAR SEASON RECORD VS. NHL TEAMS, YEAR-BY YEAR

## COLORADO (Continued)

YEAR	OVERALL						HOME						ROAD					
	GP	W	L	T	OTL	PTS	GP	W	L	T	OTL	PTS	GP	W	L	T	OTL	PTS
1999-00	2	1	1	0	0	2	1	1	0	0	0	2	1	0	1	0	0	0
2000-01	1	0	0	1	0	1	Did Not Play						1	0	0	1	0	1
2001-02	2	1	1	0	0	2	1	0	1	0	0	0	1	1	0	0	0	2
2002-03	2	1	0	0	1	3	1	0	0	0	1	1	1	0	0	0	0	2
2003-04	1	0	0	0	1	1	Did Not Play						1	0	0	0	1	1
2005-06	1	0	0	--	1	1	1	0	0	--	1	1	Did Not Play					
2006-07	Did Not Play						Did Not Play						Did Not Play					
2007-08	1	0	1	--	0	0	Did Not Play						1	0	1	--	0	0
2008-09	2	1	1	--	0	2	1	1	0	--	0	2	1	0	1	--	0	0
2009-10	1	0	1	--	0	0	Did Not Play						1	0	1	--	0	0
2010-11	1	1	0	--	0	2	1	1	0	--	0	2	Did Not Play					
2011-12	1	0	0	--	1	1	Did Not Play						1	0	0	--	1	1
2012-13	Did Not Play						Did Not Play						Did Not Play					
2013-14	2	1	1	--	0	2	1	1	0	--	0	2	1	0	1	--	0	0
2014-15	2	1	0	--	1	3	1	1	0	--	0	2	1	0	0	--	1	1
2015-16	2	1	1	--	0	2	1	0	1	--	0	0	1	1	0	--	0	2
2016-17	2	2	0	--	0	4	1	1	0	--	0	2	1	1	0	--	0	2
2017-18	2	1	0	--	1	3	1	0	0	--	1	1	1	1	0	--	0	2
2018-19	2	0	2	--	0	0	1	0	1	--	0	0	1	0	1	--	0	0
2019-20	2	1	1	--	0	2	1	1	0	--	0	2	1	0	1	--	0	0
TOTALS	90	42	28	14	6	104	44	28	11	2	3	61	46	14	17	12	3	43

## COLUMBUS

YEAR	OVERALL						HOME						ROAD					
	GP	W	L	T	OTL	PTS	GP	W	L	T	OTL	PTS	GP	W	L	T	OTL	PTS
2000-01	1	1	0	0	0	2	Did Not Play						1	1	0	0	0	2
2001-02	2	0	0	2	0	2	1	0	0	1	0	1	1	0	0	1	0	1
2002-03	1	1	0	0	0	2	1	1	0	0	0	2	Did Not Play					
2003-04	1	0	0	1	0	1	Did Not Play						1	0	0	1	0	1
2005-06	1	1	0	--	0	2	Did Not Play						1	1	0	--	0	2
2006-07	1	1	0	--	0	2	1	1	0	--	0	2	Did Not Play					
2007-08	Did Not Play						Did Not Play						Did Not Play					
2008-09	1	0	1	--	0	0	Did Not Play						1	0	1	--	0	0
2009-10	1	1	0	--	0	2	1	1	0	--	0	2	Did Not Play					
2010-11	1	0	1	--	0	0	Did Not Play						1	0	1	--	0	0
2011-12	1	1	0	--	0	2	1	1	0	--	0	2	Did Not Play					
2012-13	Did Not Play						Did Not Play						Did Not Play					
2013-14	4	1	3	--	0	2	2	1	1	--	0	2	2	0	2	--	0	0
2014-15	5	1	2	--	2	4	3	1	2	--	0	2	2	0	0	--	2	2
2015-16	4	1	1	--	2	4	2	1	1	--	0	2	2	0	0	--	2	2
2016-17	4	1	2	--	1	3	2	1	1	--	0	2	2	0	1	--	1	1
2017-18	4	2	1	--	1	5	2	1	1	--	0	2	2	1	0	--	1	3
2018-19	4	0	2	--	2	2	2	0	1	--	1	1	2	0	1	--	1	1
2019-20	4	4	0	--	0	8	2	2	0	--	0	4	2	2	0	--	0	4
TOTALS	40	16	13	3	8	43	20	11	7	1	1	24	20	5	6	2	7	19

## DALLAS/MINNESOTA

YEAR	OVERALL						HOME						ROAD					
	GP	W	L	T	OTL	PTS	GP	W	L	T	OTL	PTS	GP	W	L	T	OTL	PTS
1967-68	10	6	3	1	--	13	*5	3	2	0	--	6	5	3	1	1	--	7
1968-69	8	3	2	3	--	9	4	1	1	2	--	4	4	2	1	1	--	5
1969-70	8	4	3	1	--	9	4	3	1	0	--	6	4	1	2	1	--	3
1970-71	6	2	1	3	--	7	3	2	0	1	--	5	3	0	1	2	--	2
1971-72	6	1	3	2	--	4	3	1	1	1	--	3	3	0	2	1	--	1
1972-73	5	3	2	0	--	6	3	3	0	0	--	6	2	0	2	0	--	0
1973-74	6	4	0	2	--	10	3	2	0	1	--	5	3	2	0	1	--	5
1974-75	5	4	1	0	--	8	3	3	0	0	--	6	2	1	1	0	--	2
1975-76	5	3	0	2	--	8	2	2	0	0	--	4	3	1	0	2	--	4
1976-77	5	3	0	2	--	8	2	2	0	0	--	4	3	1	0	2	--	4
1977-78	5	3	2	0	--	6	3	1	2	0	--	2	2	2	0	0	--	4
1978-79	4	2	2	0	--	4	2	2	0	0	--	4	2	0	2	0	--	0
1979-80	4	3	1	0	--	6	2	2	0	0	--	4	2	1	1	0	--	2
1980-81	4	2	1	1	--	5	2	1	0	1	--	3	2	1	1	0	--	2
1981-82	3	1	1	1	--	3	2	1	0	1	--	3	1	0	1	0	--	0
1982-83	3	1	1	1	--	3	1	1	0	0	--	2	2	0	1	1	--	1
1983-84	3	0	1	2	--	2	2	0	0	2	--	2	1	0	1	0	--	0
1984-85	3	3	0	0	--	6	1	1	0	0	--	2	2	2	0	0	--	4
1985-86	3	2	0	1	--	5	2	1	0	1	--	3	1	1	0	0	--	2
1986-87	3	1	2	0	--	2	1	1	0	0	--	2	2	0	2	0	--	0
1987-88	3	2	1	0	--	4	2	1	1	0	--	2	1	1	0	0	--	2
1988-89	3	2	1	0	--	4	1	1	0	0	--	2	2	1	1	0	--	2

\*Record includes game played at neutral site.



# FLYERS REGULAR SEASON RECORD VS. NHL TEAMS, YEAR-BY YEAR

## DALLAS/MINNESOTA (Continued)

YEAR	OVERALL						HOME						ROAD					
	GP	W	L	T	OTL	PTS	GP	W	L	T	OTL	PTS	GP	W	L	T	OTL	PTS
1989-90	3	2	1	0	--	4	2	2	0	0	--	4	1	0	1	0	--	0
1990-91	3	1	1	1	--	3	1	1	0	0	--	2	2	0	1	1	--	1
1991-92	3	3	0	0	--	6	1	1	0	0	--	2	2	2	0	0	--	4
1992-93	2	1	1	0	--	2	1	1	0	0	--	2	1	0	1	0	--	0
1993-94	2	0	2	0	--	0	1	0	1	0	--	0	1	0	1	0	--	0
1994-95	Did Not Play						Did Not Play						Did Not Play					
1995-96	2	1	0	1	--	3	1	1	0	0	--	2	1	0	0	1	--	1
1996-97	2	1	0	1	--	3	1	0	0	1	--	1	1	1	0	0	--	2
1997-98	2	0	1	1	--	1	1	0	0	1	--	1	1	0	1	0	--	0
1998-99	1	0	0	1	--	1	1	0	0	1	--	1	Did Not Play					
1999-00	2	0	1	1	0	1	1	0	0	1	0	1	1	0	1	0	0	0
2000-01	1	0	1	0	0	0	Did Not Play						1	0	1	0	0	0
2001-02	2	1	0	1	0	3	1	1	0	0	0	2	1	0	0	1	0	1
2002-03	1	0	0	1	0	1	1	0	0	1	0	1	Did Not Play					
2003-04	2	0	0	2	0	2	1	0	0	1	0	1	1	0	0	1	0	1
2005-06	Did Not Play						Did Not Play						Did Not Play					
2006-07	1	0	1	--	0	0	Did Not Play						1	0	1	--	0	0
2007-08	1	0	1	--	0	0	1	0	1	--	0	0	Did Not Play					
2008-09	1	1	0	--	0	0	1	1	0	--	0	0	Did Not Play					
2009-10	2	2	0	--	0	2	1	1	0	--	0	2	1	1	0	--	0	2
2010-11	2	2	0	--	0	4	1	1	0	--	0	2	1	1	0	--	0	2
2011-12	1	1	0	--	0	2	Did Not Play						1	1	0	--	0	2
2012-13	Did Not Play						Did Not Play						Did Not Play					
2013-14	2	1	1	--	0	2	1	1	0	--	0	2	1	0	1	--	0	0
2014-15	2	1	1	--	0	2	1	0	1	--	0	0	1	1	0	--	0	2
2015-16	2	0	2	--	0	0	1	0	1	--	0	0	1	0	1	--	0	0
2016-17	2	1	1	--	0	2	1	1	0	--	0	2	1	0	1	--	0	0
2017-18	2	1	0	--	1	3	1	1	0	--	0	2	1	0	0	--	1	1
2018-19	2	1	1	--	0	2	1	1	0	--	0	2	1	0	1	--	0	0
2019-20	1	0	1	--	0	0	1	0	1	--	0	0	Did Not Play					
TOTALS	154	76	45	32	1	185	78	49	13	16	0	114	76	27	32	16	1	71

## DETROIT

YEAR	OVERALL						HOME						ROAD					
	GP	W	L	T	OTL	PTS	GP	W	L	T	OTL	PTS	GP	W	L	T	OTL	PTS
1967-68	4	1	3	0	--	2	2	1	1	0	--	2	2	0	2	0	--	0
1968-69	6	1	3	2	--	4	3	1	2	0	--	2	3	0	1	2	--	2
1969-70	6	1	3	2	--	4	3	0	1	2	--	2	3	1	2	0	--	2
1970-71	6	2	3	1	--	5	3	1	1	1	--	3	3	1	2	0	--	2
1971-72	6	2	3	1	--	5	3	1	1	1	--	3	3	1	2	0	--	2
1972-73	5	1	3	1	--	3	2	1	0	1	--	3	3	0	3	0	--	0
1973-74	5	5	0	0	--	10	3	3	0	0	--	6	2	2	0	0	--	4
1974-75	4	2	1	1	--	5	2	2	0	0	--	4	2	0	1	1	--	1
1975-76	4	2	2	0	--	4	2	2	0	0	--	4	2	0	2	0	--	0
1976-77	4	3	1	0	--	6	2	2	0	0	--	4	2	1	1	0	--	2
1977-78	4	2	1	1	--	5	2	2	0	0	--	4	2	0	1	1	--	1
1978-79	4	2	0	2	--	6	2	1	0	1	--	3	2	1	0	1	--	3
1979-80	4	3	0	1	--	7	2	1	0	1	--	3	2	2	0	0	--	4
1980-81	4	3	1	0	--	6	2	2	0	0	--	4	2	1	1	0	--	2
1981-82	3	2	0	1	--	5	1	0	0	1	--	1	2	2	0	0	--	4
1982-83	3	3	0	0	--	6	2	2	0	0	--	4	1	1	0	0	--	2
1983-84	3	1	0	2	--	4	1	0	0	1	--	1	2	1	0	1	--	3
1984-85	3	2	0	1	--	5	2	2	0	0	--	4	1	0	0	1	--	1
1985-86	3	2	1	0	--	4	1	1	0	0	--	2	2	1	1	0	--	2
1986-87	3	2	1	0	--	4	2	1	1	0	--	2	1	1	0	0	--	2
1987-88	3	2	0	1	--	5	1	1	0	0	--	2	2	1	0	1	--	3
1988-89	3	1	2	0	--	2	2	0	2	0	--	0	1	1	0	0	--	2
1989-90	3	0	1	2	--	2	1	0	0	1	--	1	2	0	1	1	--	1
1990-91	3	1	2	0	--	2	2	1	1	0	--	2	1	0	1	0	--	0
1991-92	2	1	1	0	--	2	1	1	0	0	--	2	1	0	1	0	--	0
1992-93	3	0	2	1	--	1	2	0	1	1	--	1	1	0	1	0	--	0
1993-94	2	0	2	0	--	0	1	0	1	0	--	0	1	0	1	0	--	0
1994-95	Did Not Play						Did Not Play						Did Not Play					
1995-96	2	1	1	0	--	2	1	1	0	0	--	2	1	0	1	0	--	0
1996-97	2	0	1	1	--	1	1	0	1	0	--	0	1	0	0	1	--	1
1997-98	2	1	1	0	--	2	1	1	0	0	--	2	1	0	1	0	--	0
1998-99	2	1	1	0	--	2	1	1	0	0	--	2	1	0	1	0	--	0
1999-00	1	0	1	0	0	0	Did Not Play						1	0	1	0	0	0
2000-01	2	1	1	0	0	2	1	1	0	0	0	2	1	0	1	0	0	0
2001-02	1	0	1	0	0	0	Did Not Play						1	0	1	0	0	0
2002-03	1	1	0	0	0	2	1	1	0	0	0	2	Did Not Play					
2003-04	1	0	1	0	0	0	Did Not Play						1	0	1	0	0	0

\*Record includes game played at neutral site.



# FLYERS REGULAR SEASON RECORD VS. NHL TEAMS, YEAR-BY YEAR

## DETROIT (Continued)

YEAR	OVERALL						HOME						ROAD					
	GP	W	L	T	OTL	PTS	GP	W	L	T	OTL	PTS	GP	W	L	T	OTL	PTS
2005-06	1	0	1	--	0	0							1	0	1	--	0	0
2006-07	1	1	0	--	0	2	1	1	0	--	0	2						
2007-08																		
2008-09	1	0	1	--	0	0							1	0	1	--	0	0
2009-10	1	1	0	--	0	2	1	1	0	--	0	2						
2010-11	1	1	0	--	0	2							1	1	0	--	0	2
2011-12	2	1	1	--	0	2	1	1	0	--	0	2	1	0	1	--	0	0
2012-13																		
2013-14	3	2	1	--	0	4	1	1	0	--	0	2	2	1	1	--	0	2
2014-15	3	2	1	--	0	4	2	2	0	--	0	4	1	0	1	--	0	0
2015-16	3	2	1	--	0	4	1	1	0	--	0	2	2	1	1	--	0	2
2016-17	3	2	0	--	1	5	2	1	0	--	1	3	1	1	0	--	0	2
2017-18	3	2	0	--	1	5	1	1	0	--	0	2	2	1	0	--	1	3
2018-19	3	3	0	--	0	6	2	2	0	--	0	4	1	1	0	--	0	2
2019-20	2	2	0	--	0	4	1	1	0	--	0	2	1	1	0	--	0	2
TOTALS	144	71	50	21	2	165	71	46	13	11	1	104	73	25	37	10	1	61

## EDMONTON

YEAR	OVERALL						HOME						ROAD					
	GP	W	L	T	OTL	PTS	GP	W	L	T	OTL	PTS	GP	W	L	T	OTL	PTS
1979-80	4	3	0	1	--	7	2	2	0	0	--	4	2	1	0	1	--	3
1980-81	4	2	2	0	--	4	2	1	1	0	--	2	2	1	1	0	--	2
1981-82	3	1	2	0	--	2	1	1	0	0	--	2	2	0	2	0	--	0
1982-83	3	2	1	0	--	4	2	1	1	0	--	2	1	1	0	0	--	2
1983-84	3	2	0	1	--	5	1	1	0	0	--	2	2	1	0	1	--	3
1984-85	3	3	0	0	--	6	2	2	0	0	--	4	1	1	0	0	--	2
1985-86	3	1	2	0	--	2	1	1	0	0	--	2	2	0	2	0	--	0
1986-87	3	2	1	0	--	4	2	2	0	0	--	4	1	0	1	0	--	0
1987-88	3	1	2	0	--	2	1	1	0	0	--	2	2	0	2	0	--	0
1988-89	3	0	1	2	--	2	2	0	1	1	--	1	1	0	0	1	--	1
1989-90	3	1	2	0	--	2	1	1	0	0	--	2	2	0	2	0	--	0
1990-91	3	0	3	0	--	0	2	0	2	0	--	0	1	0	1	0	--	0
1991-92	3	2	1	0	--	4	2	2	0	0	--	4	1	0	1	0	--	0
1992-93	2	1	0	1	--	3	1	1	0	0	--	2	1	0	0	1	--	1
1993-94	2	0	2	0	--	0	1	0	1	0	--	0	1	0	1	0	--	0
1994-95																		
1995-96	2	1	1	0	--	2	1	1	0	0	--	2	1	0	1	0	--	0
1996-97	2	2	0	0	--	4	1	1	0	0	--	2	1	1	0	0	--	2
1997-98	2	2	0	0	--	4	1	1	0	0	--	2	1	1	0	0	--	2
1998-99	2	0	0	2	--	2	1	0	0	1	--	1	1	0	0	1	--	1
1999-00	1	0	1	0	0	0	1	0	1	0	0	0						
2000-01	2	2	0	0	0	4	1	1	0	0	0	2	1	1	0	0	0	2
2001-02	1	0	1	0	0	0	1	0	1	0	0	0						
2002-03	1	0	0	1	0	1							1	0	0	1	0	1
2003-04	1	0	1	0	0	0	1	0	1	0	0	0						
2005-06	1	0	1	--	0	0	1	0	1	--	0	0						
2006-07																		
2007-08	1	0	1	--	0	0							1	0	1	--	0	0
2008-09	1	0	1	--	0	0	1	0	1	--	0	0						
2009-10	1	0	1	--	0	0							1	0	1	--	0	0
2010-11	1	1	0	--	0	2	1	1	0	--	0	2						
2011-12	1	0	1	--	0	0							1	0	1	--	0	0
2012-13																		
2013-14	2	2	0	--	0	4	1	1	0	--	0	2	1	1	0	--	0	2
2014-15	2	1	0	--	1	3	1	1	0	--	0	2	1	0	0	--	1	1
2015-16	2	0	2	--	0	0	1	0	1	--	0	0	1	0	1	--	0	0
2016-17	2	1	1	--	0	2	1	1	0	--	0	2	1	0	1	--	0	0
2017-18	2	2	0	--	0	4	1	1	0	--	0	2	1	1	0	--	0	2
2018-19	2	1	1	--	0	2	1	1	0	--	0	2	1	0	1	--	0	0
2019-20	1	0	1	--	0	0							1	0	1	--	0	0
TOTALS	78	36	33	8	1	81	40	26	12	2	0	54	38	10	21	6	1	27

## FLORIDA

YEAR	OVERALL						HOME						ROAD					
	GP	W	L	T	OTL	PTS	GP	W	L	T	OTL	PTS	GP	W	L	T	OTL	PTS
1993-94	5	3	1	1	--	7	3	2	0	1	--	5	2	1	1	0	--	2
1994-95	4	2	1	1	--	5	2	0	1	1	--	1	2	2	0	0	--	4
1995-96	5	2	2	1	--	5	2	0	1	1	--	1	3	2	1	0	--	4
1996-97	5	3	2	0	--	6	3	1	2	0	--	2	2	2	0	0	--	4
1997-98	6	4	2	0	--	8	3	2	1	0	--	4	3	2	1	0	--	4
1998-99	4	1	2	1	--	3	2	0	1	1	--	1	2	1	1	0	--	2
1999-00	4	3	1	0	0	6	2	2	0	0	0	4	2	1	1	0	0	2

\*Record includes game played at neutral site.



# FLYERS REGULAR SEASON RECORD VS. NHL TEAMS, YEAR-BY YEAR

FLORIDA (Continued)

YEAR	OVERALL						HOME						ROAD					
	GP	W	L	T	OTL	PTS	GP	W	L	T	OTL	PTS	GP	W	L	T	OTL	PTS
2000-01	4	3	1	0	0	6	2	1	1	0	0	2	2	2	0	0	0	4
2001-02	4	3	0	1	0	7	2	1	0	1	0	3	2	2	0	0	0	4
2002-03	4	2	1	1	0	5	2	0	1	1	0	1	2	2	0	0	0	4
2003-04	4	2	0	1	1	6	2	1	0	0	1	3	2	1	0	1	0	3
2005-06	4	4	0	--	0	8	2	2	0	--	0	4	2	2	0	--	0	4
2006-07	4	0	4	--	0	0	2	0	2	--	0	0	2	0	2	--	0	0
2007-08	4	2	1	--	1	5	2	1	0	--	1	3	2	1	1	--	0	2
2008-09	4	2	2	--	0	4	2	1	1	--	0	2	2	1	1	--	0	2
2009-10	4	1	3	--	0	2	2	1	1	--	0	2	2	0	2	--	0	0
2010-11	4	3	1	--	0	6	2	1	1	--	0	2	2	2	0	--	0	4
2011-12	4	3	1	--	0	6	2	1	1	--	0	2	2	2	0	--	0	4
2012-13	3	1	1	--	1	3	2	0	2	--	1	1	1	1	0	--	0	2
2013-14	3	2	1	--	0	4	1	1	0	--	0	2	2	1	1	--	0	2
2014-15	3	1	1	--	1	3	2	1	0	--	1	3	1	0	1	--	0	0
2015-16	3	1	1	--	1	3	1	1	0	--	0	2	2	0	1	--	1	1
2016-17	3	3	0	--	0	6	2	2	0	--	0	4	1	1	0	--	0	2
2017-18	3	1	2	--	0	2	1	1	0	--	0	2	2	0	2	--	0	0
2018-19	3	1	2	--	0	2	2	1	1	--	0	2	1	0	1	--	0	0
2019-20	3	2	1	--	0	4	1	1	0	--	0	2	2	1	1	--	0	2
TOTALS	101	55	34	7	5	122	51	25	16	6	4	60	50	30	18	1	1	62

## LOS ANGELES

YEAR	OVERALL						HOME						ROAD					
	GP	W	L	T	OTL	PTS	GP	W	L	T	OTL	PTS	GP	W	L	T	OTL	PTS
1967-68	10	4	5	1	--	9	5*	2	2	1	--	5	5*	2	3	0	--	4
1968-69	8	4	3	1	--	9	4	3	1	0	--	6	4	1	2	1	--	3
1969-70	8	5	2	1	--	11	4	3	0	1	--	7	4	2	2	0	--	4
1970-71	6	2	1	3	--	7	3	1	1	1	--	3	3	1	0	2	--	4
1971-72	6	3	2	1	--	7	3	1	1	1	--	3	3	2	1	0	--	4
1972-73	6	2	4	0	--	4	3	1	2	0	--	2	3	1	2	0	--	2
1973-74	5	2	2	1	--	5	2	1	1	0	--	2	3	1	1	1	--	3
1974-75	4	2	1	1	--	5	2	1	1	0	--	2	2	1	0	1	--	3
1975-76	4	2	0	2	--	6	2	1	0	1	--	3	2	1	0	1	--	3
1976-77	4	4	0	0	--	8	2	2	0	0	--	4	2	2	0	0	--	4
1977-78	4	3	0	1	--	7	2	1	0	1	--	3	2	2	0	0	--	4
1978-79	4	4	0	0	--	8	2	2	0	0	--	4	2	2	0	0	--	4
1979-80	4	4	0	0	--	8	2	2	0	0	--	4	2	2	0	0	--	4
1980-81	4	4	0	0	--	8	2	2	0	0	--	4	2	2	0	0	--	4
1981-82	3	2	0	1	--	5	2	2	0	0	--	4	1	0	0	1	--	1
1982-83	3	2	1	0	--	4	1	0	1	0	--	0	2	2	0	0	--	4
1983-84	3	2	1	0	--	4	2	1	1	0	--	2	1	1	0	0	--	2
1984-85	3	1	1	1	--	3	1	0	0	1	--	1	2	1	1	0	--	2
1985-86	3	3	0	0	--	6	2	2	0	0	--	4	1	1	0	0	--	2
1986-87	3	1	2	0	--	2	1	0	1	0	--	0	2	1	1	0	--	2
1987-88	3	3	0	0	--	6	2	2	0	0	--	4	1	1	0	0	--	2
1988-89	3	1	2	0	--	2	1	0	1	0	--	0	2	1	1	0	--	2
1989-90	3	3	0	0	--	6	2	2	0	0	--	4	1	1	0	0	--	2
1990-91	3	1	2	0	--	2	1	0	1	0	--	0	2	1	1	0	--	2
1991-92	3	1	2	0	--	2	1	1	0	0	--	2	2	0	2	0	--	0
1992-93	2	1	1	0	--	2	1	0	1	0	--	0	1	1	0	0	--	2
1993-94	2	2	0	0	--	4	1	1	0	0	--	2	1	1	0	0	--	2
1994-95	Did Not Play						Did Not Play						Did Not Play					
1995-96	2	1	0	1	--	3	1	1	0	0	--	2	1	0	0	1	--	1
1996-97	2	1	1	0	--	2	1	1	0	0	--	2	1	0	1	0	--	0
1997-98	2	1	1	0	--	2	1	1	0	0	--	2	1	0	1	0	--	0
1998-99	2	1	1	0	--	2	1	1	0	0	--	2	1	0	1	0	--	0
1999-00	2	1	0	0	1	3	1	0	0	0	1	1	1	0	0	0	2	0
2000-01	1	1	0	0	0	2	1	1	0	0	0	2	Did Not Play					
2001-02	1	1	0	0	0	2	Did Not Play						1	1	0	0	0	2
2002-03	2	2	0	0	0	4	1	1	0	0	0	2	1	1	0	0	0	2
2003-04	1	0	1	0	0	0	Did Not Play						1	0	1	0	0	0
2005-06	Did Not Play						Did Not Play						Did Not Play					
2006-07	1	1	0	--	0	2	Did Not Play						1	1	0	--	0	2
2007-08	1	1	0	--	0	2	1	1	0	--	0	2	Did Not Play					
2008-09	2	1	0	--	1	3	1	1	0	--	0	2	1	0	0	--	1	1
2009-10	1	1	0	--	0	2	Did Not Play						1	1	0	--	0	2
2010-11	2	1	1	--	0	2	1	0	1	--	0	0	1	1	0	--	0	2
2011-12	1	0	0	--	1	1	1	0	0	--	1	1	Did Not Play					
2012-13	Did Not Play						Did Not Play						Did Not Play					
2013-14	2	1	1	--	0	2	1	0	1	--	0	0	1	1	0	--	0	2
2014-15	2	2	0	--	0	4	1	1	0	--	0	2	1	1	0	--	0	2
2015-16	2	0	1	--	1	1	1	0	0	--	1	1	1	0	1	--	0	0
2016-17	2	1	0	--	1	3	1	0	0	--	1	1	1	1	0	--	0	2
2017-18	2	0	2	--	0	0	1	0	1	--	0	0	1	0	1	--	0	1
2018-19	2	1	0	--	1	3	1	0	0	--	1	1	1	1	0	--	0	2
2019-20	2	1	1	--	0	2	1	1	0	--	0	2	1	0	1	--	0	0
TOTALS	151	88	42	15	6	197	74	44	18	7	5	100	77	44	24	8	1	97



# FLYERS REGULAR SEASON RECORD VS. NHL TEAMS, YEAR-BY YEAR

## MINNESOTA

YEAR	OVERALL						HOME						ROAD					
	GP	W	L	T	OTL	PTS	GP	W	L	T	OTL	PTS	GP	W	L	T	OTL	PTS
2000-01	2	1	0	1	0	3	1	1	0	0	0	2	1	0	0	1	0	1
2001-02	1	1	0	0	0	2	1	1	0	0	0	2	Did Not Play					
2002-03	2	0	2	0	0	0	1	0	1	0	0	0	1	0	1	0	0	0
2003-04	1	1	0	0	0	2	1	1	0	0	0	2	Did Not Play					
2005-06	1	1	0	--	0	2	1	1	0	--	0	2	Did Not Play					
2006-07	Did Not Play						Did Not Play						Did Not Play					
2007-08	1	1	0	--	0	2	Did Not Play						1	1	0	--	0	2
2008-09	1	1	0	--	0	2	1	1	0	--	0	2	Did Not Play					
2009-10	2	0	1	--	1	1	1	0	--	1	1	1	1	0	1	--	0	0
2010-11	1	1	0	--	0	2	Did Not Play						1	1	0	--	0	2
2011-12	1	1	0	--	0	2	1	1	0	--	0	2	Did Not Play					
2012-13	Did Not Play						Did Not Play						Did Not Play					
2013-14	2	1	1	--	0	2	1	1	0	--	0	2	1	0	1	--	0	0
2014-15	2	1	1	--	0	2	1	0	1	--	0	0	1	1	0	--	0	2
2015-16	2	2	0	--	0	4	1	1	0	--	0	2	1	1	0	--	0	2
2016-17	2	2	0	--	0	4	1	1	0	--	0	2	1	1	0	--	0	2
2017-18	2	0	2	--	0	0	1	0	1	--	0	0	1	0	1	--	0	0
2018-19	2	2	0	--	0	4	1	1	0	--	0	2	1	1	0	--	0	2
2019-20	1	0	1	--	0	0	Did Not Play						1	0	1	--	0	0
TOTALS	26	16	8	1	1	34	14	10	3	0	1	21	12	6	5	1	0	13

## MONTREAL

YEAR	OVERALL						HOME						ROAD					
	GP	W	L	T	OTL	PTS	GP	W	L	T	OTL	PTS	GP	W	L	T	OTL	PTS
1967-68	4	1	2	1	--	3	2	0	1	1	--	1	2	1	1	0	--	2
1968-69	6	1	5	0	--	2	3	1	2	0	--	2	3	0	3	0	--	0
1969-70	6	0	4	2	--	2	3	0	2	1	--	1	3	0	2	1	--	1
1970-71	6	1	4	1	--	3	3	0	2	1	--	1	3	1	2	0	--	2
1971-72	6	2	3	1	--	5	3	2	1	0	--	4	3	0	2	1	--	1
1972-73	5	2	2	1	--	5	2	1	0	1	--	3	3	1	2	0	--	2
1973-74	5	2	2	1	--	5	3	2	1	0	--	4	2	0	1	1	--	1
1974-75	4	2	1	1	--	5	2	1	0	1	--	3	2	1	1	0	--	2
1975-76	4	2	1	1	--	5	2	2	0	0	--	4	2	0	1	1	--	1
1976-77	4	0	4	0	--	0	2	0	2	0	--	0	2	0	2	0	--	0
1977-78	4	0	2	2	--	2	2	0	1	1	--	1	2	0	1	1	--	1
1978-79	4	0	3	1	--	1	2	0	2	0	--	0	2	0	1	1	--	1
1979-80	4	1	2	1	--	3	2	0	1	1	--	1	2	1	1	0	--	2
1980-81	4	1	2	1	--	3	2	1	0	1	--	3	2	0	2	0	--	0
1981-82	3	1	2	0	--	2	1	0	1	0	--	0	2	1	1	0	--	2
1982-83	3	1	2	0	--	2	2	1	1	0	--	2	1	0	1	0	--	0
1983-84	3	2	0	1	--	5	1	0	0	1	--	1	2	2	0	0	--	4
1984-85	3	1	2	0	--	2	2	1	1	0	--	2	1	0	1	0	--	0
1985-86	3	2	1	0	--	4	1	1	0	0	--	2	2	1	1	0	--	2
1986-87	3	2	0	1	--	5	2	2	0	0	--	4	1	0	0	1	--	1
1987-88	3	0	1	2	--	2	1	0	0	1	--	1	2	0	1	1	--	1
1988-89	3	0	1	2	--	2	2	0	1	1	--	1	1	0	0	1	--	1
1989-90	3	2	0	1	--	5	1	1	0	0	--	2	2	1	0	1	--	3
1990-91	3	2	0	1	--	5	2	1	0	1	--	3	1	1	0	0	--	2
1991-92	3	2	1	0	--	4	1	0	1	0	--	0	2	2	0	0	--	4
1992-93	4	1	2	1	--	3	2	0	1	1	--	1	2	1	1	0	--	2
1993-94	4	2	1	1	--	5	2	2	0	0	--	4	2	0	1	1	--	1
1994-95	4	3	0	1	--	7	2	2	0	0	--	4	2	1	0	1	--	3
1995-96	4	4	0	0	--	8	2	2	0	0	--	4	2	2	0	0	--	4
1996-97	4	2	1	1	--	5	2	2	0	0	--	4	2	0	1	1	--	1
1997-98	4	2	1	1	--	5	2	0	1	1	--	1	2	2	0	0	--	4
1998-99	4	1	3	0	--	2	2	1	1	0	--	2	2	0	2	0	--	0
1999-00	4	1	0	2	1	5	2	0	0	1	1	2	2	1	0	1	0	3
2000-01	4	0	2	1	1	2	2	0	1	1	0	1	2	0	1	0	1	1
2001-02	4	2	2	0	0	4	2	0	2	0	0	0	2	2	0	0	0	4
2002-03	4	4	0	0	0	8	2	2	0	0	0	4	2	2	0	0	0	4
2003-04	4	3	1	0	0	6	2	1	1	0	0	2	2	2	0	0	0	4
2005-06	4	1	2	--	1	3	2	1	1	--	0	2	2	0	1	--	1	1
2006-07	4	1	3	--	0	2	2	0	2	--	0	0	2	1	1	--	0	2
2007-08	4	0	4	--	0	0	2	0	2	--	0	0	2	0	2	--	0	0
2008-09	4	1	2	--	1	3	2	0	1	--	1	1	2	1	1	--	0	2
2009-10	4	2	2	--	0	4	2	1	1	--	0	2	2	1	1	--	0	2
2010-11	4	3	1	--	0	6	2	2	0	--	0	4	2	1	1	--	0	2
2011-12	4	3	1	--	0	6	2	2	0	--	0	4	2	1	1	--	0	2
2012-13	3	2	1	--	0	4	1	1	0	--	0	2	2	1	1	--	0	2
2013-14	3	2	1	--	0	4	2	2	0	--	0	4	1	0	1	--	0	0

\*Record includes game played at neutral site.



# FLYERS REGULAR SEASON RECORD VS. NHL TEAMS, YEAR-BY YEAR

## MONTREAL (continued)

YEAR	OVERALL						HOME						ROAD					
	GP	W	L	T	OTL	PTS	GP	W	L	T	OTL	PTS	GP	W	L	T	OTL	PTS
2014-15	3	0	1	--	2	2	1	0	0	--	1	1	2	0	1	--	1	1
2015-16	3	2	0	--	1	5	2	2	0	--	0	4	1	0	0	--	1	1
2016-17	3	1	2	--	0	2	1	1	0	--	0	2	2	0	2	--	0	0
2017-18	3	3	0	--	0	6	2	2	0	--	0	4	1	1	0	--	0	2
2018-19	3	1	2	--	0	2	1	0	1	--	0	0	2	1	1	--	0	2
2019-20	3	2	1	--	0	4	2	1	1	--	0	2	1	1	0	--	0	2
<b>TOTALS</b>	<b>199</b>	<b>79</b>	<b>83</b>	<b>30</b>	<b>7</b>	<b>195</b>	<b>99</b>	<b>44</b>	<b>36</b>	<b>16</b>	<b>3</b>	<b>107</b>	<b>100</b>	<b>35</b>	<b>47</b>	<b>14</b>	<b>4</b>	<b>88</b>

## NASHVILLE

YEAR	OVERALL						HOME						ROAD					
	GP	W	L	T	OTL	PTS	GP	W	L	T	OTL	PTS	GP	W	L	T	OTL	PTS
1998-99	2	2	0	0	--	4	1	1	0	0	--	2	1	1	0	0	--	2
1999-00	2	1	0	1	0	3	1	0	0	1	0	1	1	1	0	0	0	2
2000-01	2	0	1	1	0	1	1	0	1	0	0	0	1	0	0	1	0	1
2001-02	1	0	0	0	1	1	1	0	0	0	1	1	Did Not Play					
2002-03	1	0	0	1	0	1	Did Not Play						1	0	0	1	0	1
2003-04	1	1	0	0	0	2	1	1	0	0	0	2	Did Not Play					
2005-06	1	0	0	--	1	1	Did Not Play						1	0	0	--	1	1
2006-07	1	0	1	--	0	0	1	0	1	--	0	0	Did Not Play					
2007-08	Did Not Play						Did Not Play						Did Not Play					
2008-09	1	1	0	--	0	2	1	1	0	--	0	2	Did Not Play					
2009-10	1	0	0	--	1	1	Did Not Play						1	0	0	0	1	1
2010-11	1	1	0	--	0	2	1	1	0	--	0	2	Did Not Play					
2011-12	2	1	1	--	0	2	1	1	0	--	0	2	1	0	1	--	0	0
2012-13	Did Not Play						Did Not Play						Did Not Play					
2013-14	2	1	0	--	1	3	1	0	0	--	1	1	1	1	0	--	0	2
2014-15	2	1	1	--	0	2	1	1	0	--	0	2	1	0	1	--	0	0
2015-16	2	2	0	--	0	4	1	1	0	--	0	2	1	1	0	--	0	2
2016-17	2	1	0	--	1	3	1	0	0	--	1	1	1	1	0	--	0	2
2017-18	2	0	2	--	0	0	1	0	1	--	0	0	1	0	1	--	0	0
2018-19	2	1	1	--	0	2	1	1	0	--	0	2	1	0	1	--	0	0
2019-20	Did Not Play						Did Not Play						Did Not Play					
<b>TOTALS</b>	<b>28</b>	<b>13</b>	<b>7</b>	<b>3</b>	<b>5</b>	<b>34</b>	<b>15</b>	<b>8</b>	<b>3</b>	<b>1</b>	<b>3</b>	<b>20</b>	<b>13</b>	<b>5</b>	<b>4</b>	<b>2</b>	<b>2</b>	<b>14</b>

## NEW JERSEY/COLORADO/KANSAS CITY

YEAR	OVERALL						HOME						ROAD					
	GP	W	L	T	OTL	PTS	GP	W	L	T	OTL	PTS	GP	W	L	T	OTL	PTS
1974-75	5	4	0	1	--	9	3	3	0	0	--	6	2	1	0	1	--	3
1975-76	5	5	0	0	--	10	2	2	0	0	--	4	3	3	0	0	--	6
1976-77	5	5	0	0	--	10	3	3	0	0	--	6	2	2	0	0	--	4
1977-78	5	3	2	0	--	6	2	2	0	0	--	4	3	1	2	0	--	2
1978-79	4	3	0	1	--	7	2	2	0	0	--	4	2	1	0	1	--	3
1979-80	4	2	1	1	--	5	2	1	0	1	--	3	2	1	1	0	--	2
1980-81	4	4	0	0	--	8	2	2	0	0	--	4	2	2	0	0	--	4
1981-82	3	2	1	0	--	4	2	2	0	0	--	4	1	0	1	0	--	0
1982-83	7	5	2	0	--	10	3	3	0	0	--	6	4	2	2	0	--	4
1983-84	7	7	0	0	--	14	4	4	0	0	--	8	3	3	0	0	--	6
1984-85	7	5	2	0	--	10	3	2	1	0	--	4	4	3	1	0	--	6
1985-86	7	4	3	0	--	8	4	3	1	0	--	6	3	1	2	0	--	2
1986-87	7	4	2	1	--	9	3	3	0	0	--	6	4	1	2	1	--	3
1987-88	7	0	5	2	--	2	4	0	2	2	--	2	3	0	3	0	--	0
1988-89	7	5	2	0	--	10	3	3	0	0	--	6	4	2	2	0	--	4
1989-90	7	2	4	1	--	5	4	0	3	1	--	1	3	2	1	0	--	4
1990-91	7	1	4	2	--	4	3	1	1	1	--	3	4	0	3	1	--	1
1991-92	7	2	3	2	--	6	4	2	0	2	--	6	3	0	3	0	--	0
1992-93	7	2	5	0	--	4	4	2	2	0	--	4	3	0	3	0	--	0
1993-94	5	1	4	0	--	2	2	1	1	0	--	2	3	0	3	0	--	0
1994-95	4	3	1	0	--	6	2	1	1	0	--	2	2	2	0	0	--	4
1995-96	6	2	4	0	--	4	3	1	2	0	--	2	3	1	2	0	--	2
1996-97	5	3	2	0	--	6	3	2	1	0	--	4	2	1	1	0	--	2
1997-98	5	0	4	1	--	1	2	0	1	1	--	1	3	0	3	0	--	0
1998-99	5	1	3	1	--	3	3	1	2	0	--	2	2	0	1	1	--	1
1999-00	5	1	4	0	0	2	2	1	1	0	0	2	3	0	3	0	0	0
2000-01	5	1	2	2	0	4	3	1	2	0	0	2	2	0	0	2	0	2
2001-02	5	3	1	1	0	7	2	1	0	1	0	3	3	2	1	0	0	4
2002-03	5	1	2	1	1	4	3	0	1	1	1	2	2	1	1	0	0	2
2003-04	6	3	2	1	0	7	3	2	1	0	0	4	3	1	1	0	0	3
2005-06	8	3	4	--	1	7	4	3	1	--	0	6	4	0	3	--	1	1
2006-07	8	1	4	--	3	5	4	1	1	--	2	4	4	0	3	--	1	1
2007-08	8	2	5	--	1	5	4	2	2	--	0	4	4	0	3	--	1	1
2008-09	6	3	1	--	2	8	3	2	0	--	1	4	3	1	1	--	1	4

\*Record includes game played at neutral site.



# FLYERS REGULAR SEASON RECORD VS. NHL TEAMS, YEAR-BY YEAR

NEW JERSEY/COLORADO/KANSAS CITY (continued)

YEAR	OVERALL						HOME						ROAD					
	GP	W	L	T	OTL	PTS	GP	W	L	T	OTL	PTS	GP	W	L	T	OTL	PTS
2009-10	6	5	1	--	0	10	3	3	0	--	0	6	3	2	1	--	0	4
2010-11	6	3	2	--	1	7	3	2	1	--	0	4	3	1	1	--	1	3
2011-12	6	3	2	--	1	7	3	1	1	--	1	3	3	2	1	--	0	4
2012-13	5	1	4	--	0	2	2	1	1	--	0	2	3	0	3	--	0	0
2013-14	4	2	2	--	0	4	2	0	2	--	0	0	2	2	0	--	0	4
2014-15	4	1	3	--	0	2	2	1	1	--	0	2	2	0	2	--	0	0
2015-16	4	2	1	--	1	5	2	0	1	--	1	1	2	2	0	--	0	4
2016-17	5	1	3	--	1	3	2	1	1	--	0	2	3	0	2	--	1	1
2017-18	4	2	1	--	1	5	2	1	0	--	1	3	2	1	1	--	0	2
2018-19	4	2	2	--	0	4	2	1	1	--	0	2	2	1	1	--	0	2
2019-20	3	2	1	--	0	4	2	1	1	--	0	2	1	1	0	--	0	2
TOTALS	249	117	101	18	13	265	125	71	37	10	7	159	124	46	64	8	6	106

## NEW YORK ISLANDERS

YEAR	OVERALL						HOME						ROAD					
	GP	W	L	T	OTL	PTS	GP	W	L	T	OTL	PTS	GP	W	L	T	OTL	PTS
1972-73	5	4	1	0	--	8	3	3	0	0	--	6	2	1	1	0	--	2
1973-74	5	5	0	0	--	10	2	2	0	0	--	4	3	3	0	0	--	6
1974-75	6	3	1	2	--	8	3	2	1	0	--	4	3	1	0	2	--	4
1975-76	6	2	4	0	--	4	3	2	1	0	--	4	3	0	3	0	--	0
1976-77	6	2	3	1	--	5	3	2	1	0	--	4	3	0	2	1	--	1
1977-78	6	1	2	3	--	5	3	1	1	1	--	3	3	0	1	2	--	2
1978-79	8	1	5	2	--	4	4	1	2	1	--	3	4	0	3	1	--	1
1979-80	4	2	2	0	--	4	2	1	1	0	--	2	2	1	1	0	--	2
1980-81	4	2	1	1	--	5	2	1	1	0	--	2	2	1	0	1	--	3
1981-82	8	1	6	1	--	3	4	1	2	1	--	3	4	0	4	0	--	0
1982-83	7	4	1	2	--	10	3	2	0	1	--	5	4	2	1	1	--	5
1983-84	7	3	4	0	--	6	4	2	2	0	--	4	3	1	2	0	--	2
1984-85	7	3	3	1	--	7	3	2	0	1	--	5	4	1	3	0	--	2
1985-86	7	3	4	0	--	6	4	3	1	0	--	6	3	0	3	0	--	0
1986-87	7	4	3	0	--	8	3	1	2	0	--	2	4	3	1	0	--	6
1987-88	7	3	3	1	--	7	4	1	2	1	--	3	3	2	1	0	--	4
1988-89	7	5	1	1	--	11	3	3	0	0	--	6	4	2	1	1	--	5
1989-90	7	4	1	2	--	10	4	3	0	1	--	7	3	1	1	1	--	3
1990-91	7	4	2	1	--	9	3	2	0	1	--	5	4	2	2	0	--	4
1991-92	7	3	3	1	--	7	3	3	0	0	--	6	4	0	3	1	--	1
1992-93	9	2	7	0	--	4	4	2	2	0	--	4	5	0	5	0	--	0
1993-94	5	2	3	0	--	4	3	2	1	0	--	4	2	0	2	0	--	0
1994-95	4	2	2	0	--	4	2	1	1	0	--	2	2	1	1	0	--	2
1995-96	6	4	1	1	--	9	3	2	1	0	--	4	3	2	0	1	--	5
1996-97	5	1	3	1	--	3	2	1	1	0	--	2	3	0	2	1	--	1
1997-98	5	3	2	0	--	6	3	3	0	0	--	6	2	0	2	0	--	0
1998-99	5	1	2	2	--	4	2	1	0	1	--	3	3	0	2	1	--	1
1999-00	5	3	0	1	1	8	3	1	0	1	1	4	2	2	0	0	0	4
2000-01	5	4	0	0	1	9	2	2	0	0	0	4	3	2	0	0	1	5
2001-02	5	1	3	0	1	3	3	0	2	0	1	1	2	1	1	0	0	2
2002-03	5	3	1	1	0	7	2	0	1	1	0	1	3	3	0	0	0	6
2003-04	6	3	2	1	0	7	3	2	1	0	0	4	3	1	1	1	0	3
2005-06	8	6	2	--	0	14	4	3	1	--	0	10	4	3	1	--	0	4
2006-07	8	2	5	--	1	5	4	0	4	--	0	0	4	2	1	--	1	5
2007-08	8	7	1	--	0	14	4	4	0	--	0	8	4	3	1	--	0	6
2008-09	6	6	0	--	0	12	3	3	0	--	0	6	3	3	0	--	0	6
2009-10	6	5	1	--	0	10	3	3	0	--	0	6	3	2	1	--	0	2
2010-11	6	6	0	--	0	7	3	3	0	--	0	4	3	3	0	--	0	3
2011-12	6	4	1	--	1	9	3	1	1	--	1	3	3	3	0	--	0	6
2012-13	4	2	1	--	1	5	2	1	0	--	1	3	2	1	1	--	0	2
2013-14	4	3	0	--	1	7	2	2	0	--	0	4	2	1	0	--	1	3
2014-15	4	1	1	--	2	4	2	1	0	--	1	3	2	0	1	--	1	1
2015-16	5	3	1	--	1	7	2	1	0	--	1	3	3	2	1	--	0	4
2016-17	4	3	1	--	0	6	2	1	1	--	0	2	2	2	0	--	0	4
2017-18	4	1	1	--	2	4	2	1	0	--	1	3	2	0	1	--	1	1
2018-19	4	2	2	--	0	4	2	0	2	--	0	0	2	2	0	--	0	4
2019-20	3	0	2	--	1	1	1	0	0	--	1	1	2	0	2	--	0	0
TOTALS	273	139	95	26	13	317	134	79	36	11	8	177	139	60	59	15	5	140

\*Record includes game played at neutral site.





# FLYERS REGULAR SEASON RECORD VS. NHL TEAMS, YEAR-BY YEAR

## NEW YORK RANGERS

YEAR	OVERALL						HOME						ROAD					
	GP	W	L	T	OTL	PTS	GP	W	L	T	OTL	PTS	GP	W	L	T	OTL	PTS
1967-68	4	1	3	0	--	2	2	1	1	0	--	2	2	0	2	0	--	0
1968-69	6	1	3	2	--	4	3	0	2	1	--	1	3	1	1	1	--	3
1969-70	6	0	0	6	--	6	3	0	0	3	--	3	3	0	0	3	--	3
1970-71	6	3	2	1	--	7	3	3	0	0	--	6	3	0	2	1	--	1
1971-72	6	0	6	0	--	0	3	0	3	0	--	0	3	0	3	0	--	0
1972-73	5	0	4	1	--	1	2	0	2	0	--	0	3	0	2	1	--	1
1973-74	5	1	2	2	--	4	3	1	0	2	--	4	2	0	2	0	--	0
1974-75	6	3	2	1	--	7	3	1	1	1	--	3	3	2	1	0	--	4
1975-76	6	5	1	0	--	10	3	3	0	0	--	6	3	2	1	0	--	4
1976-77	6	2	0	4	--	8	3	2	0	1	--	5	3	0	0	3	--	3
1977-78	6	4	0	2	--	10	3	3	0	0	--	6	3	1	0	2	--	4
1978-79	8	3	2	3	--	9	4	2	2	0	--	4	4	1	0	3	--	5
1979-80	4	2	1	1	--	5	2	1	1	0	--	2	2	1	0	1	--	3
1980-81	4	1	1	2	--	4	2	0	1	1	--	1	2	1	0	1	--	3
1981-82	8	2	4	2	--	6	4	1	2	1	--	3	4	1	2	1	--	3
1982-83	7	4	3	0	--	8	4	3	1	0	--	6	3	1	2	0	--	2
1983-84	7	3	4	0	--	6	3	2	1	0	--	4	4	1	3	0	--	2
1984-85	7	7	0	0	--	14	4	4	0	0	--	8	3	3	0	0	--	6
1985-86	7	6	1	0	--	12	3	3	0	0	--	6	4	3	1	0	--	6
1986-87	7	3	4	0	--	6	4	1	3	0	--	2	3	2	1	0	--	4
1987-88	7	3	3	1	--	7	3	1	2	0	--	2	4	2	1	1	--	5
1988-89	7	3	3	1	--	7	4	2	1	1	--	5	3	1	2	0	--	2
1989-90	7	2	5	0	--	4	3	0	3	0	--	0	4	2	2	0	--	4
1990-91	7	2	3	2	--	6	4	2	0	2	--	6	3	0	3	0	--	0
1991-92	7	1	6	0	--	2	3	1	2	0	--	2	4	0	4	0	--	0
1992-93	7	4	2	1	--	9	3	3	0	0	--	6	4	1	2	1	--	3
1993-94	5	1	3	1	--	3	2	1	1	0	--	2	3	0	2	1	--	1
1994-95	4	2	2	0	--	4	2	1	1	0	--	2	2	1	1	0	--	2
1995-96	5	1	3	1	--	3	3	1	2	0	--	2	2	0	1	1	--	1
1996-97	6	2	3	1	--	5	3	1	2	0	--	2	3	1	1	1	--	3
1997-98	5	3	1	1	--	7	2	1	1	0	--	2	3	2	0	1	--	5
1998-99	5	2	2	1	--	5	3	1	1	1	--	3	2	1	1	0	--	2
1999-00	5	4	1	0	0	8	2	1	1	0	0	2	3	3	0	0	0	6
2000-01	5	4	0	0	1	9	3	3	0	0	0	6	2	1	0	0	1	3
2001-02	5	3	2	0	0	6	2	2	0	0	0	4	3	1	2	0	0	2
2002-03	5	3	2	0	0	6	3	2	1	0	0	4	2	1	1	0	0	2
2003-04	6	5	1	0	0	10	3	2	1	0	0	4	3	3	0	0	0	6
2005-06	8	4	2	--	2	10	4	1	2	--	1	3	4	3	0	--	1	7
2006-07	8	2	5	--	1	5	4	0	3	--	1	1	4	2	2	--	0	4
2007-08	8	3	3	--	2	8	4	1	2	--	1	3	4	2	1	--	1	5
2008-09	6	2	4	--	0	4	3	1	2	--	0	2	3	1	2	--	0	2
2009-10	6	3	3	--	0	6	3	2	1	--	0	4	3	1	2	--	0	2
2010-11	6	4	1	--	1	9	3	2	0	--	1	5	3	2	1	--	0	4
2011-12	6	0	6	--	0	0	3	0	3	--	0	0	3	0	3	--	0	0
2012-13	5	2	3	--	0	4	3	2	1	--	0	4	2	0	2	--	0	0
2013-14	4	2	2	--	0	4	2	2	0	--	0	4	2	0	2	--	0	0
2014-15	4	1	3	--	0	2	2	1	1	--	0	2	2	0	2	--	0	0
2015-16	5	2	1	--	2	6	3	1	0	--	2	4	2	1	1	--	0	2
2016-17	4	1	3	--	0	2	2	0	2	--	0	0	2	1	1	--	0	2
2017-18	4	3	1	--	0	6	2	2	0	--	0	4	2	1	1	--	0	2
2018-19	4	3	1	--	0	6	2	1	1	--	0	2	2	2	0	--	0	4
2019-20	3	3	0	--	0	6	2	2	0	--	0	4	1	1	0	--	0	2
TOTALS	300	131	123	37	9	308	151	74	57	14	6	168	149	57	66	23	3	140

## OTTAWA

YEAR	OVERALL						HOME						ROAD					
	GP	W	L	T	OTL	PTS	GP	W	L	T	OTL	PTS	GP	W	L	T	OTL	PTS
1992-93	3	2	1	0	--	4	2	2	0	0	--	4	1	0	1	0	--	0
1993-94	4	3	0	1	--	7	2	2	0	0	--	4	2	1	0	1	--	3
1994-95	3	1	2	0	--	2	1	0	1	0	--	0	2	1	1	0	--	2
1995-96	4	4	0	0	--	8	2	2	0	0	--	4	2	2	0	0	--	4
1996-97	4	4	0	0	--	8	2	2	0	0	--	4	2	2	0	0	--	4
1997-98	4	4	0	0	--	8	2	2	0	0	--	4	2	2	0	0	--	4
1998-99	5	1	4	0	--	2	2	0	2	0	--	0	3	1	2	0	--	2
1999-00	4	0	2	2	0	2	2	0	1	1	0	1	2	0	1	1	0	1
2000-01	4	1	2	1	0	3	2	1	1	0	0	2	2	0	1	1	0	1
2001-02	4	1	2	1	0	3	2	0	1	1	0	1	2	1	1	0	0	2
2002-03	4	1	1	2	0	4	2	1	1	0	0	2	2	0	0	2	0	2
2003-04	4	1	2	1	0	3	2	1	1	0	0	2	2	0	1	1	0	1
2005-06	4	3	1	--	0	6	2	2	0	--	0	4	2	1	1	--	0	2
2006-07	4	0	3	--	1	1	2	0	1	--	1	1	2	0	2	--	0	0
2007-08	4	3	0	--	1	7	2	2	0	--	0	4	2	1	0	--	1	3

\*Record includes game played at neutral site.



# FLYERS REGULAR SEASON RECORD VS. NHL TEAMS, YEAR-BY YEAR

OTTAWA (continued)

YEAR	OVERALL					HOME					ROAD					
	GP	W	L	T	PTS	GP	W	L	T	PTS	GP	W	L	T	PTS	
2008-09	4	1	2	--	1	3	2	1	1	--	0	2	2	0	1	1
2009-10	4	1	3	--	0	2	2	1	1	--	0	2	2	0	2	0
2010-11	4	2	2	--	0	4	2	2	0	--	0	4	2	0	2	0
2011-12	4	2	1	--	1	5	2	1	0	--	1	3	2	1	1	0
2012-13	3	2	1	--	0	4	2	1	1	--	0	2	1	1	0	0
2013-14	3	2	0	--	1	5	1	1	0	--	0	2	2	1	0	1
2014-15	3	1	1	--	1	3	2	1	1	--	0	2	1	0	0	1
2015-16	3	2	1	--	0	4	1	1	0	--	0	2	2	1	1	0
2016-17	3	2	0	--	1	5	2	1	0	--	1	3	1	1	0	0
2017-18	3	1	1	--	1	3	1	0	0	--	1	1	2	1	1	0
2018-19	3	2	1	--	0	4	2	1	1	--	0	2	1	1	0	0
2019-20	3	2	1	--	0	4	1	1	0	--	0	2	2	1	1	0
TOTALS	99	49	34	8	8	114	49	29	14	2	4	64	50	20	20	6

## PITTSBURGH

YEAR	OVERALL						HOME						ROAD					
	GP	W	L	T	OTL	PTS	GP	W	L	T	OTL	PTS	GP	W	L	T	OTL	PTS
1967-68	10	3	4	3	--	9	5*	3	2	0	--	6	5	0	2	3	--	3
1968-69	8	4	1	3	--	11	4	3	0	1	--	7	4	1	1	2	--	4
1969-70	8	1	5	2	--	4	4	1	2	1	--	3	4	0	3	1	--	1
1970-71	6	3	1	2	--	8	3	3	0	0	--	6	3	0	1	2	--	2
1971-72	6	2	3	1	--	5	3	2	0	1	--	5	3	0	3	0	--	0
1972-73	6	4	2	0	--	8	3	3	0	0	--	6	3	1	2	0	--	2
1973-74	5	3	2	0	--	6	3	2	1	0	--	4	2	1	1	0	--	2
1974-75	4	3	1	0	--	6	2	2	0	0	--	4	2	1	1	0	--	2
1975-76	4	3	0	1	--	7	2	2	0	0	--	4	2	1	0	1	--	3
1976-77	4	3	1	0	--	6	2	2	0	0	--	4	2	1	1	0	--	2
1977-78	4	3	0	1	--	7	2	1	0	1	--	3	2	2	0	0	--	4
1978-79	4	3	1	0	--	6	2	2	0	0	--	4	2	1	1	0	--	2
1979-80	4	3	0	1	--	7	2	1	0	1	--	3	2	2	0	0	--	4
1980-81	4	4	0	0	--	8	2	2	0	0	--	4	2	2	0	0	--	4
1981-82	8	5	2	1	--	11	4	4	0	0	--	8	4	1	2	1	--	3
1982-83	7	5	1	1	--	11	4	4	0	0	--	8	3	1	1	1	--	3
1983-84	7	7	0	0	--	14	3	3	0	0	--	6	4	4	0	0	--	8
1984-85	7	5	2	0	--	10	4	4	0	0	--	8	3	1	2	0	--	2
1985-86	7	6	0	1	--	13	3	3	0	0	--	6	4	3	0	1	--	7
1986-87	7	4	1	2	--	10	4	3	0	1	--	7	3	1	1	1	--	3
1987-88	7	5	2	0	--	10	3	3	0	0	--	6	4	2	2	0	--	4
1988-89	7	3	4	0	--	6	4	2	2	0	--	4	3	1	2	0	--	2
1989-90	7	4	3	0	--	8	3	2	1	0	--	4	4	2	2	0	--	4
1990-91	7	4	2	1	--	9	4	2	2	0	--	4	3	2	0	1	--	5
1991-92	7	0	5	2	--	2	3	0	2	1	--	1	4	0	3	1	--	1
1992-93	7	1	5	1	--	3	3	1	2	0	--	2	4	0	3	1	--	1
1993-94	4	1	2	1	--	3	2	1	1	0	--	2	2	0	1	1	--	1
1994-95	3	2	1	0	--	4	2	2	0	0	--	4	1	0	1	0	--	0
1995-96	4	2	2	0	--	4	2	2	0	0	--	4	2	0	2	0	--	0
1996-97	4	3	1	0	--	6	2	2	0	0	--	4	2	1	1	0	--	2
1997-98	4	2	2	0	--	4	2	2	0	0	--	4	2	0	2	0	--	0
1998-99	5	3	1	1	--	7	2	2	0	0	--	4	3	1	1	1	--	3
1999-00	5	4	0	1	0	9	3	3	0	0	0	6	2	1	0	1	0	3
2000-01	5	2	3	0	0	4	2	1	1	0	0	2	3	1	2	0	0	2
2001-02	5	3	1	1	0	7	3	3	0	0	0	6	2	0	1	1	0	1
2002-03	5	4	1	0	0	8	2	2	0	0	0	4	3	2	1	0	0	4
2003-04	6	2	1	3	0	7	3	1	1	1	0	3	3	1	0	2	0	4
2005-06	8	6	1	--	1	13	4	3	0	--	1	7	4	3	1	--	0	6
2006-07	8	0	6	--	2	2	4	0	3	--	1	1	4	0	3	--	1	1
2007-08	8	5	3	--	0	10	4	4	0	--	0	8	4	1	3	--	0	2
2008-09	6	2	2	--	2	6	3	1	2	--	0	2	3	1	0	--	2	4
2009-10	6	1	4	--	1	2	3	0	2	--	1	0	3	1	2	--	0	2
2010-11	6	4	1	--	1	9	3	1	1	--	1	3	3	3	0	--	0	6
2011-12	6	4	2	--	0	8	3	2	1	--	0	4	3	2	1	--	0	4
2012-13	4	1	2	--	1	3	2	0	2	--	0	0	2	1	0	--	1	3
2013-14	5	4	1	--	0	8	2	1	1	--	0	2	3	3	0	--	0	7
2014-15	4	4	0	--	0	8	2	2	0	--	0	4	2	2	0	--	0	4
2015-16	4	1	3	--	0	2	2	1	1	--	0	2	2	0	2	--	0	0
2016-17	4	2	2	--	0	4	2	1	1	--	0	2	2	1	1	--	0	2
2017-18	4	0	2	--	2	2	2	0	2	--	0	0	2	0	0	--	2	2
2018-19	4	3	1	--	0	6	2	1	1	--	0	2	2	2	0	--	0	4
2019-20	3	1	1	--	1	3	1	1	0	--	0	2	2	0	1	--	1	1
TOTALS	292	157	94	30	11	355	145	99	34	8	4	210	147	58	60	22	7	145

\*Record includes game played at neutral site.



# FLYERS REGULAR SEASON RECORD VS. NHL TEAMS, YEAR-BY YEAR

## SAN JOSE

YEAR	OVERALL						HOME						ROAD					
	GP	W	L	T	OTL	PTS	GP	W	L	T	OTL	PTS	GP	W	L	T	OTL	PTS
1991-92	3	2	1	0	--	4	1	1	0	0	--	2	2	1	1	0	--	2
1992-93	2	2	0	0	--	4	1	1	0	0	--	2	1	1	0	0	--	2
1993-94	2	1	1	0	--	2	1	0	1	0	--	0	1	1	0	0	--	2
1994-95	Did Not Play						Did Not Play						Did Not Play					
1995-96	2	2	0	0	--	4	1	1	0	0	--	2	1	1	0	0	--	2
1996-97	2	1	0	1	--	3	1	0	0	1	--	1	1	1	0	0	--	2
1997-98	2	1	1	0	--	2	1	0	1	0	--	0	1	1	0	0	--	2
1998-99	2	1	0	1	--	3	1	1	0	0	--	2	1	0	0	1	--	1
1999-00	2	2	0	0	0	4	1	1	0	0	0	2	1	1	0	0	0	2
2000-01	1	1	0	0	0	2	1	1	0	0	0	2	Did Not Play					
2001-02	1	0	1	0	0	0	Did Not Play						1	0	1	0	0	0
2002-03	2	0	1	1	0	1	1	0	0	1	0	1	1	0	1	0	0	0
2003-04	2	0	1	1	0	1	1	0	1	0	0	0	1	0	0	1	0	1
2005-06	Did Not Play						Did Not Play						Did Not Play					
2006-07	1	0	1	0	--	0	Did Not Play						1	0	1	--	0	0
2007-08	1	0	1	--	0	0	1	0	1	--	0	0	Did Not Play					
2008-09	2	0	0	--	2	2	1	0	0	--	1	1	1	0	0	--	1	1
2009-10	2	0	2	--	0	0	1	0	1	--	0	0	1	0	1	--	0	0
2010-11	1	0	0	--	1	1	1	0	0	--	1	1	Did Not Play					
2011-12	1	0	1	--	0	0	Did Not Play						1	0	1	--	0	0
2012-13	Did Not Play						Did Not Play						Did Not Play					
2013-14	2	1	1	--	0	2	1	0	1	--	0	0	1	1	0	--	0	2
2014-15	2	0	1	--	1	1	1	0	0	--	1	1	1	0	1	--	0	0
2015-16	2	0	1	--	1	1	1	0	0	--	1	1	1	0	1	--	0	0
2016-17	2	1	1	--	0	2	1	1	0	--	0	2	1	0	1	--	0	0
2017-18	2	1	1	--	0	2	1	0	1	--	0	2	1	1	0	--	0	2
2018-19	2	0	1	--	1	1	1	0	1	--	0	0	1	0	0	--	1	1
2019-20	2	1	1	--	0	2	1	1	0	--	0	2	1	0	1	--	0	0
TOTALS	45	17	18	4	6	44	22	8	8	2	4	22	23	9	10	2	2	22

## ST. LOUIS

YEAR	OVERALL						HOME						ROAD					
	GP	W	L	T	OTL	PTS	GP	W	L	T	OTL	PTS	GP	W	L	T	OTL	PTS
1967-68	10	7	1	2	--	16	5	3	0	2	--	8	5	4	1	0	--	8
1968-69	8	1	6	1	--	3	4	1	2	1	--	3	4	0	4	0	--	0
1969-70	8	1	5	2	--	4	4	1	2	1	--	3	4	0	3	1	--	1
1970-71	6	1	3	2	--	4	3	0	2	1	--	1	3	1	1	1	--	3
1971-72	6	1	2	3	--	5	3	1	1	1	--	3	3	0	1	2	--	2
1972-73	5	3	1	1	--	7	2	2	0	0	--	4	3	1	1	1	--	3
1973-74	6	6	0	0	--	12	3	3	0	0	--	6	3	3	0	0	--	6
1974-75	5	3	2	0	--	6	2	2	0	0	--	4	3	1	2	0	--	2
1975-76	5	3	1	1	--	7	3	3	0	0	--	6	2	0	1	1	--	1
1976-77	5	5	0	0	--	10	2	2	0	0	--	4	3	3	0	0	--	6
1977-78	5	4	1	0	--	8	3	3	0	0	--	6	2	1	1	0	--	2
1978-79	5	4	1	0	--	8	3	3	0	0	--	6	2	1	1	0	--	2
1979-80	4	2	0	2	--	6	2	1	0	1	--	3	2	1	0	1	--	3
1980-81	4	3	0	1	--	7	2	1	0	1	--	3	2	2	0	0	--	4
1981-82	3	3	0	0	--	6	1	1	0	0	--	2	2	2	0	0	--	4
1982-83	3	3	0	0	--	6	2	2	0	0	--	4	1	1	0	0	--	2
1983-84	3	1	2	0	--	2	1	1	0	0	--	2	2	0	2	0	--	0
1984-85	3	3	0	0	--	6	2	2	0	0	--	4	1	1	0	0	--	2
1985-86	3	2	1	0	--	4	1	1	0	0	--	2	2	1	1	0	--	2
1986-87	3	3	0	0	--	6	2	2	0	0	--	4	1	1	0	0	--	2
1987-88	3	2	1	0	--	4	1	1	0	0	--	2	2	1	1	0	--	2
1988-89	3	0	3	0	--	0	2	0	2	0	--	0	1	0	1	0	--	0
1989-90	3	2	1	0	--	4	1	1	0	0	--	2	2	1	1	0	--	2
1990-91	3	1	1	1	--	3	2	0	1	1	--	1	1	1	0	0	--	2
1991-92	2	2	0	0	--	4	1	1	0	0	--	2	1	1	0	0	--	2
1992-93	2	1	1	0	--	2	1	1	0	0	--	2	1	0	1	0	--	0
1993-94	2	2	0	0	--	4	1	1	0	0	--	2	1	1	0	0	--	2
1994-95	Did Not Play						Did Not Play						Did Not Play					
1995-96	2	1	0	1	--	3	1	0	0	1	--	1	1	1	0	0	--	2
1996-97	2	1	1	0	--	2	1	1	0	0	--	2	1	0	1	0	--	0
1997-98	2	1	1	0	--	2	1	0	1	0	--	0	1	1	0	0	--	2
1998-99	2	1	1	0	--	2	1	1	0	0	--	2	1	0	1	0	--	0
1999-00	2	1	1	0	0	2	1	1	0	0	0	2	1	0	1	0	0	0
2000-01	2	2	0	0	0	4	1	1	0	0	0	2	1	1	0	0	0	2
2001-02	2	2	0	0	0	4	1	1	0	0	0	2	1	1	0	0	0	2
2002-03	2	1	1	0	0	2	1	0	1	0	0	0	1	1	0	0	0	2
2003-04	1	1	0	0	0	2	Did Not Play						1	1	0	0	0	2
2005-06	1	1	0	0	--	2	Did Not Play						1	1	0	--	0	2
2006-07	1	1	0	--	0	2	1	1	0	--	0	2	Did Not Play					

\*Record includes game played at neutral site.



# FLYERS REGULAR SEASON RECORD VS. NHL TEAMS, YEAR-BY YEAR

## ST. LOUIS (continued)

OVERALL							HOME							ROAD						
YEAR	GP	W	L	T	OTL	PTS	GP	W	L	T	OTL	PTS	GP	W	L	T	OTL	PTS		
2007-08		Did Not Play						Did Not Play						Did Not Play						
2008-09	1	0	1	--	0	0		Did Not Play						1	0	1	--	0	0	
2009-10	1	1	0	--	0	2	1	1	0	--	0	2		Did Not Play						
2010-11	1	0	0	--	1	1		Did Not Play						1	0	0	--	1	1	
2011-12	1	0	1	--	0	0	1	0	1	--	0	0		Did Not Play						
2012-13		Did Not Play						Did Not Play						Did Not Play						
2013-14	2	1	0	--	1	3	1	1	0	--	0	2	1	0	0	--	1	1		
2014-15	2	1	0	--	1	3	1	1	0	--	0	2	1	0	0	--	1	1		
2015-16	2	2	0	--	0	4	1	1	0	--	0	2	1	1	0	--	0	2		
2016-17	2	0	2	--	0	0	1	0	1	--	0	0	1	0	1	--	0	0		
2017-18	2	2	0	--	0	4	1	1	0	--	0	2	1	1	0	--	0	2		
2018-19	2	0	2	--	0	0	1	0	1	--	0	0	1	0	1	--	0	0		
2019-20	1	1	0	--	0	2		Did Not Play						1	1	0	--	0	2	
TOTALS	154	90	44	17	3	200	76	51	15	10	0	112	78	39	29	7	3	88		

## TAMPA BAY

YEAR	OVERALL						HOME						ROAD					
	GP	W	L	T	OTL	PTS	GP	W	L	T	OTL	PTS	GP	W	L	T	OTL	PTS
1992-93	2	1	1	0	--	2	1	1	0	0	--	2	1	0	1	0	--	0
1993-94	5	3	1	1	--	7	2	1	0	1	--	3	3	2	1	0	--	4
1994-95	4	4	0	0	--	8	2	2	0	0	--	4	2	2	0	0	--	4
1995-96	5	2	1	2	--	6	3	1	0	2	--	4	2	1	1	0	--	2
1996-97	5	2	2	1	--	5	2	0	1	1	--	1	3	2	1	0	--	4
1997-98	6	5	0	1	--	11	3	3	0	0	--	6	3	2	0	1	--	5
1998-99	4	2	1	1	--	5	2	1	0	1	--	3	2	1	1	0	--	2
1999-00	4	3	1	0	0	6	2	2	0	0	0	4	2	1	1	0	0	2
2000-01	4	2	1	1	0	5	2	1	0	1	0	3	2	1	1	0	0	2
2001-02	4	3	0	1	0	7	2	1	0	1	0	3	2	2	0	0	0	4
2002-03	4	3	1	0	0	6	2	1	1	0	0	2	2	2	0	0	0	4
2003-04	4	0	3	0	1	1	2	0	1	0	1	1	2	0	2	0	0	0
2005-06	4	0	4	--	0	0	2	0	2	--	0	0	2	0	2	0	0	0
2006-07	4	1	2	--	1	3	2	0	1	--	1	1	2	1	1	--	0	2
2007-08	4	2	2	--	0	4	2	1	1	--	0	2	2	1	1	--	0	2
2008-09	4	2	2	--	0	4	2	1	1	--	0	2	2	1	1	--	0	2
2009-10	4	4	0	--	0	8	2	2	0	--	0	4	2	2	0	--	0	4
2010-11	4	1	3	--	0	2	2	0	2	--	0	0	2	1	1	--	0	2
2011-12	4	1	2	--	1	3	2	1	1	--	0	2	2	0	1	--	1	1
2012-13	3	1	2	--	0	2	1	1	0	--	0	2	2	0	2	--	0	0
2013-14	3	0	3	--	0	0	1	0	1	--	0	0	2	0	2	--	0	0
2014-15	3	1	2	--	0	2	2	1	1	--	0	2	1	0	1	--	0	0
2015-16	3	2	0	--	1	5	1	1	0	--	0	2	2	1	0	--	1	3
2016-17	3	1	2	--	0	2	2	1	1	--	0	2	1	0	1	--	0	0
2017-18	3	1	1	--	1	3	1	0	1	--	0	0	2	1	0	--	1	3
2018-19	3	0	1	--	2	2	2	0	1	--	1	1	1	0	0	--	1	1
2019-20	2	0	2	--	0	0	1	0	1	--	0	0	1	0	1	--	0	0
TOTALS	102	47	40	8	7	109	50	23	17	7	3	56	52	24	23	1	4	53

## TORONTO

YEAR	OVERALL						HOME						ROAD					
	GP	W	L	T	OTL	PTS	GP	W	L	T	OTL	PTS	GP	W	L	T	OTL	PTS
1967-68	4	3	1	0	--	6	2*	2	0	0	--	4	2	1	1	0	--	2
1968-69	6	1	1	4	--	6	3	0	1	2	--	2	3	1	0	2	--	4
1969-70	6	2	3	1	--	5	3	1	1	1	--	3	3	1	2	0	--	2
1970-71	6	3	2	1	--	7	3	2	0	1	--	5	3	1	2	0	--	2
1971-72	6	2	2	2	--	6	3	1	1	1	--	3	3	1	1	1	--	3
1972-73	5	3	1	1	--	7	3	3	0	0	--	6	2	0	1	1	--	1
1973-74	5	4	0	1	--	9	2	1	0	1	--	3	3	3	0	0	--	6
1974-75	4	3	0	1	--	7	2	2	0	0	--	4	2	1	0	1	--	3
1975-76	4	3	0	1	--	7	2	2	0	0	--	4	2	1	0	1	--	3
1976-77	4	2	1	1	--	5	2	1	1	0	--	2	2	1	0	1	--	3
1977-78	4	1	3	0	--	2	2	1	1	0	--	2	2	0	2	0	--	0
1978-79	5	2	2	1	--	5	2	2	0	0	--	4	3	0	2	1	--	1
1979-80	4	1	1	2	--	4	2	1	1	0	--	2	2	0	0	2	--	2
1980-81	4	0	2	2	--	2	2	0	1	1	--	1	2	0	1	1	--	1
1981-82	3	2	1	0	--	4	2	2	0	0	--	4	1	0	1	0	--	0
1982-83	3	2	0	1	--	5	1	1	0	0	--	2	2	1	0	1	--	3
1983-84	3	3	0	0	--	6	2	2	0	0	--	4	1	1	0	0	--	2
1984-85	3	2	1	0	--	4	1	1	0	0	--	2	2	1	1	0	--	2
1985-86	3	2	1	0	--	4	2	1	1	0	--	2	1	1	0	0	--	2
1986-87	3	1	1	1	--	3	1	1	0	0	--	2	2	0	1	1	--	1

\*Record includes game played at neutral site.



# FLYERS REGULAR SEASON RECORD VS. NHL TEAMS, YEAR-BY YEAR

TORONTO (continued)

YEAR	OVERALL					HOME					ROAD							
	GP	W	L	T	PTS	GP	W	L	T	PTS	GP	W	L	T	PTS			
1987-88	3	1	2	0	--	2	2	1	1	0	--	2	1	0	1	0	--	0
1988-89	3	2	1	0	--	4	1	1	0	0	--	2	2	1	1	0	--	2
1989-90	3	2	1	0	--	4	2	1	1	0	--	2	1	1	0	0	--	2
1990-91	3	3	0	0	--	6	1	1	0	0	--	2	2	2	0	0	--	4
1991-92	3	1	1	1	--	3	2	1	0	1	--	3	1	0	1	0	--	0
1992-93	2	2	0	0	--	4	1	1	0	0	--	2	1	1	0	0	--	2
1993-94	2	0	2	0	--	0	1	0	1	0	--	0	1	0	1	0	--	0
1994-95	Did Not Play					Did Not Play					Did Not Play							
1995-96	2	2	0	0	--	4	1	1	0	0	--	2	1	1	0	0	--	2
1996-97	2	2	0	0	--	4	1	1	0	0	--	2	1	1	0	0	--	2
1997-98	2	1	1	0	--	2	1	1	0	0	--	2	1	0	1	0	--	0
1998-99	4	3	1	0	--	6	2	1	1	0	--	2	2	2	0	0	--	4
1999-00	4	3	1	0	0	6	2	2	0	0	0	4	2	1	1	0	0	2
2000-01	4	2	2	0	0	4	2	1	1	0	0	2	2	1	1	0	0	2
2001-02	4	2	1	1	0	5	2	1	1	0	0	2	2	1	0	1	0	3
2002-03	4	2	2	0	0	4	2	1	1	0	0	2	2	1	1	0	0	2
2003-04	4	3	1	0	0	6	2	1	1	0	0	2	2	2	0	0	0	4
2005-06	4	1	3	--	0	2	2	0	2	--	0	0	2	1	1	--	0	2
2006-07	4	0	3	--	1	1	2	0	2	--	0	0	2	0	1	--	1	1
2007-08	4	2	1	--	1	5	2	1	1	--	0	2	2	1	0	--	1	3
2008-09	4	2	2	--	0	4	2	2	0	--	0	4	2	0	2	--	0	0
2009-10	4	3	1	--	0	6	2	2	0	--	0	4	2	1	1	--	0	2
2010-11	4	3	1	--	0	6	2	1	1	--	2	2	2	0	--	0	4	4
2011-12	4	4	0	--	0	8	2	2	0	--	0	4	2	2	0	--	0	4
2012-13	3	1	2	--	0	2	1	0	1	--	0	0	2	1	1	--	0	2
2013-14	3	1	1	--	1	3	2	1	1	--	0	2	1	0	0	--	1	1
2014-15	3	2	1	--	0	4	1	1	0	--	0	2	2	1	1	--	0	2
2015-16	3	1	1	--	1	3	2	0	1	--	1	1	1	1	0	--	0	2
2016-17	3	1	2	--	0	2	1	1	0	--	0	2	2	0	2	--	0	0
2017-18	3	3	0	--	0	6	2	2	0	--	0	4	1	1	0	--	0	2
2018-19	3	1	2	--	0	2	1	1	0	--	0	2	2	0	2	--	0	0
2019-20	3	2	0	--	1	5	2	1	0	--	1	3	1	1	0	--	0	2
TOTALS	186	100	59	22	5	227	93	58	25	8	2	126	93	42	34	14	3	101

## VANCOUVER

YEAR	OVERALL					HOME					ROAD							
	GP	W	L	T	PTS	GP	W	L	T	PTS	GP	W	L	T	PTS			
1970-71	6	4	2	0	--	8	3	3	0	0	--	6	3	1	2	0	--	2
1971-72	6	5	1	0	--	10	3	3	0	0	--	6	3	2	1	0	--	4
1972-73	5	4	0	1	--	9	3	3	0	0	--	6	2	1	0	1	--	3
1973-74	5	3	1	1	--	7	2	2	0	0	--	4	3	1	1	1	--	3
1974-75	5	4	1	0	--	8	2	1	1	0	--	2	3	3	0	0	--	6
1975-76	5	4	0	1	--	9	3	3	0	0	--	6	2	1	0	1	--	3
1976-77	5	4	0	1	--	9	3	3	0	0	--	6	2	1	0	1	--	3
1977-78	5	5	0	0	--	10	2	2	0	0	--	4	3	3	0	0	--	6
1978-79	4	2	1	1	--	5	2	1	1	0	--	2	2	1	0	1	--	3
1979-80	4	3	1	0	--	6	2	1	1	0	--	2	2	2	0	0	--	4
1980-81	4	1	2	1	--	3	2	1	1	0	--	2	2	0	1	1	--	1
1981-82	3	0	2	1	--	1	1	0	1	0	--	0	2	0	1	1	--	1
1982-83	3	1	1	1	--	3	2	1	1	0	--	2	1	0	0	1	--	1
1983-84	3	1	2	0	--	2	1	0	1	0	--	0	2	1	1	0	--	2
1984-85	3	3	0	0	--	6	2	2	0	0	--	4	1	1	0	0	--	2
1985-86	3	2	1	0	--	4	1	1	0	0	--	2	2	1	1	0	--	2
1986-87	3	2	1	0	--	4	2	2	0	0	--	4	1	0	1	0	--	0
1987-88	3	2	1	0	--	4	1	0	1	0	--	0	2	2	0	0	--	4
1988-89	3	0	3	0	--	0	2	0	2	0	--	0	1	0	1	0	--	0
1989-90	3	0	1	2	--	2	1	0	1	0	--	0	2	0	0	2	--	2
1990-91	3	2	1	0	--	4	2	1	1	0	--	2	1	1	0	0	--	2
1991-92	2	0	1	1	--	1	1	0	1	0	--	0	1	0	0	1	--	1
1992-93	2	1	0	1	--	3	1	0	0	1	--	1	1	1	0	0	--	2
1993-94	2	1	1	0	--	2	1	0	1	0	--	0	1	1	0	0	--	2
1994-95	Did Not Play					Did Not Play					Did Not Play							
1995-96	2	1	0	1	--	3	1	1	0	0	--	2	1	0	0	1	--	1
1996-97	2	2	0	0	--	4	1	1	0	0	--	2	1	1	0	0	--	2
1997-98	2	2	0	0	--	4	1	1	0	0	--	2	1	1	0	0	--	2
1998-99	2	2	0	0	--	4	1	1	0	0	--	2	1	1	0	0	--	2
1999-00	2	1	1	0	0	2	1	0	1	0	0	0	1	1	0	0	0	2
2000-01	1	1	0	0	0	2	1	1	0	0	0	2	Did Not Play					
2001-02	2	1	1	0	0	2	1	0	1	0	0	0	1	1	0	0	0	2
2002-03	1	1	0	0	0	2	1	1	0	0	0	2	Did Not Play					

\*Record includes game played at neutral site.



# FLYERS REGULAR SEASON RECORD VS. NHL TEAMS, YEAR-BY YEAR

## VANCOUVER (continued)

YEAR	OVERALL						HOME						ROAD					
	GP	W	L	T	OTL	PTS	GP	W	L	T	OTL	PTS	GP	W	L	T	OTL	PTS
2003-04	1	1	0	0	0	2	1	1	0	0	0	2						
2005-06	1	0	1	--	0	0	1	0	1	--	0	0						
2006-07	Did Not Play						Did Not Play						Did Not Play					
2007-08	1	1	0	--	0	2							1	1	0	--	0	2
2008-09	1	1	0	--	0	2							1	1	0	--	0	2
2009-10	1	0	1	--	0	0	1	0	1	--	0	0						
2010-11	1	0	1	0	0	0							1	0	1	0	0	0
2011-12	1	1	0	--	0	2	1	1	0	--	0	2						
2012-13	Did Not Play						Did Not Play						Did Not Play					
2013-14	2	1	1	--	0	2	1	0	1	--	0	0	1	1	0	--	0	2
2014-15	2	0	2	--	0	0	1	0	1	--	0	0	1	0	1	--	0	0
2015-16	2	1	1	--	0	2	1	1	0	--	0	2	1	0	1	--	0	0
2016-17	2	2	0	--	0	4	1	1	0	--	0	2	1	1	0	--	0	2
2017-18	2	1	1	--	0	2	1	0	1	--	0	0	1	1	0	--	0	2
2018-19	2	1	1	--	0	2	1	1	0	--	0	2	1	0	1	--	0	0
2019-20	2	1	0	--	1	3	1	1	0	--	0	2	1	0	0	--	1	1
<b>TOTALS</b>	<b>125</b>	<b>76</b>	<b>35</b>	<b>13</b>	<b>1</b>	<b>166</b>	<b>64</b>	<b>42</b>	<b>21</b>	<b>1</b>	<b>0</b>	<b>85</b>	<b>61</b>	<b>34</b>	<b>14</b>	<b>12</b>	<b>1</b>	<b>81</b>

## VEGAS

YEAR	OVERALL						HOME						ROAD					
	GP	W	L	T	OTL	PTS	GP	W	L	T	OTL	PTS	GP	W	L	T	OTL	PTS
2017-18	2	1	1	--	0	2	1	0	1	--	0	0	1	1	0	--	0	2
2018-19	2	1	1	--	0	2	1	0	1	--	0	0	1	1	0	--	0	2
2019-20	2	1	1	--	0	2	1	1	0	--	0	2	1	0	1	--	0	0
<b>TOTALS</b>	<b>6</b>	<b>3</b>	<b>3</b>	<b>0</b>	<b>0</b>	<b>6</b>	<b>3</b>	<b>1</b>	<b>2</b>	<b>0</b>	<b>0</b>	<b>2</b>	<b>3</b>	<b>2</b>	<b>1</b>	<b>0</b>	<b>0</b>	<b>4</b>

## WASHINGTON

YEAR	OVERALL						HOME						ROAD					
	GP	W	L	T	OTL	PTS	GP	W	L	T	OTL	PTS	GP	W	L	T	OTL	PTS
1974-75	4	4	0	0	--	8	2	2	0	0	--	4	2	2	0	0	--	4
1975-76	4	3	0	1	--	7	2	2	0	0	--	4	2	1	0	1	--	3
1976-77	4	2	0	2	--	6	2	2	0	0	--	4	2	0	0	2	--	2
1977-78	4	4	0	0	--	8	2	2	0	0	--	4	2	2	0	0	--	4
1978-79	4	3	0	1	--	7	2	2	0	0	--	4	2	1	0	1	--	3
1979-80	4	2	0	2	--	6	2	2	0	0	--	4	2	0	0	2	--	2
1980-81	4	2	2	0	--	4	2	0	2	0	--	0	2	2	0	0	--	4
1981-82	8	3	4	1	--	7	4	2	2	0	--	4	4	1	2	1	--	3
1982-83	7	3	4	0	--	6	3	1	2	0	--	2	4	2	2	0	--	4
1983-84	7	3	4	0	--	6	4	2	2	0	--	4	3	1	2	0	--	2
1984-85	7	5	1	1	--	11	3	2	0	1	--	5	4	3	1	0	--	6
1985-86	7	5	2	0	--	10	4	4	0	0	--	8	3	1	2	0	--	2
1986-87	7	5	1	1	--	11	3	2	0	1	--	5	4	3	1	0	--	6
1987-88	7	2	4	1	--	5	4	1	2	1	--	3	3	1	2	0	--	2
1988-89	7	3	4	0	--	6	3	2	1	0	--	4	4	1	3	0	--	2
1989-90	7	1	5	1	--	3	4	0	3	1	--	1	3	1	2	0	--	2
1990-91	7	1	5	1	--	3	3	1	2	0	--	2	4	0	3	1	--	1
1991-92	7	4	3	0	--	8	4	3	1	0	--	6	3	1	2	0	--	2
1992-93	7	5	1	1	--	11	4	3	1	0	--	6	3	2	0	1	--	5
1993-94	6	1	4	1	--	3	4*	0	4	0	--	0	2	1	0	1	--	3
1994-95	4	3	0	1	--	7	2	2	0	0	--	4	2	1	0	1	--	3
1995-96	5	2	2	1	--	5	2	2	0	0	--	4	3	0	2	1	--	1
1996-97	6	3	2	1	--	7	3	1	1	1	--	3	3	2	1	0	--	4
1997-98	5	2	2	1	--	5	3	2	1	0	--	4	2	0	1	1	--	1
1998-99	4	4	0	0	--	8	2	2	0	0	--	4	2	2	0	0	--	4
1999-00	4	2	2	0	0	4	2	2	0	0	0	4	2	0	2	0	0	0
2000-01	4	1	2	1	0	3	2	1	0	1	0	3	2	0	2	0	0	0
2001-02	4	4	0	0	0	8	2	2	0	0	0	4	2	2	0	0	0	4
2002-03	4	2	1	0	1	5	2	2	0	0	0	4	2	0	1	0	1	1
2003-04	4	3	1	0	0	6	2	2	0	0	0	4	2	1	1	0	0	2
2005-06	4	3	0	--	1	7	2	2	0	--	0	4	2	1	0	--	1	3
2006-07	4	0	4	--	0	0	2	0	2	--	0	0	2	0	2	--	0	0
2007-08	4	2	1	--	1	5	2	0	1	--	1	1	2	2	0	--	0	4
2008-09	4	2	1	--	1	5	2	1	1	--	0	2	2	1	0	--	1	3
2009-10	4	1	3	0	0	2	2	1	1	0	0	2	2	0	2	0	0	0
2010-11	4	2	0	--	2	6	2	1	0	--	1	3	2	1	0	--	1	3
2011-12	4	3	1	--	0	6	2	1	1	--	0	2	2	2	0	--	0	4
2012-13	3	2	1	--	0	4	2	2	0	--	0	2	1	0	1	--	0	2
2013-14	5	3	1	--	1	7	3	2	1	--	0	4	2	1	0	--	1	3
2014-15	4	3	1	--	0	6	2	2	0	--	0	4	2	1	1	--	0	2

\*Record includes game played at neutral site.



# FLYERS REGULAR SEASON RECORD VS. NHL TEAMS, YEAR-BY YEAR

## WASHINGTON (continued)

YEAR	OVERALL					HOME					ROAD							
	GP	W	L	T	OTL	PTS	GP	W	L	T	OTL	PTS	GP	W	L	T	OTL	PTS
2015-16	4	2	2	--	0	4	2	1	1	--	0	2	2	1	1	--	0	2
2016-17	4	1	2	--	1	3	2	1	1	--	0	2	2	0	1	--	1	1
2017-18	4	3	1	--	0	6	2	2	0	--	0	4	2	1	1	--	0	2
2018-19	4	0	4	--	0	0	2	0	2	--	0	0	2	0	2	--	0	0
2019-20	4	3	0	--	1	7	2	1	0	--	1	3	2	2	0	--	0	4
TOTALS	223	117	78	19	9	262	114	70	35	6	3	149	109	47	43	13	6	113

## WINNIPEG/ATLANTA

YEAR	OVERALL						HOME						ROAD					
	GP	W	L	T	OTL	PTS	GP	W	L	T	OTL	PTS	GP	W	L	T	OTL	PTS
1999-00	4	2	1	1	0	5	2	1	0	1	0	3	2	1	1	0	0	2
2000-01	4	3	0	1	0	7	2	1	0	1	0	3	2	2	0	0	0	4
2001-02	4	3	0	1	0	7	2	2	0	0	0	4	2	1	0	1	0	3
2002-03	4	3	1	0	0	6	2	1	1	0	0	2	2	2	0	0	0	4
2003-04	4	3	1	0	0	6	2	2	0	0	0	4	2	1	1	0	0	2
2005-06	4	3	0	--	1	7	2	1	0	--	1	3	2	2	0	--	0	4
2006-07	4	4	0	--	0	8	2	2	0	--	0	4	2	2	0	--	0	4
2007-08	4	4	0	--	0	8	2	2	0	--	0	4	2	2	0	--	0	4
2008-09	4	4	0	--	0	8	2	2	0	--	0	4	2	2	0	--	0	4
2009-10	4	0	4	--	0	0	2	0	2	--	0	0	2	0	2	--	0	0
2010-11	4	1	1	--	2	4	2	0	1	--	1	1	2	1	0	--	1	3
2011-12	4	1	2	--	1	2	2	0	1	--	1	1	2	1	1	--	0	0
2012-13	3	2	1	--	0	4	1	1	0	--	0	2	2	1	1	--	0	2
2013-14	2	1	0	--	1	3	1	1	0	--	0	2	1	0	0	--	1	1
2014-15	2	2	0	--	0	4	1	1	0	--	0	2	1	1	0	--	0	2
2015-16	2	2	0	--	0	4	1	1	0	--	0	2	1	1	0	--	0	2
2016-17	2	1	1	--	0	2	1	1	0	--	0	2	1	0	1	--	0	0
2017-18	2	1	0	--	1	3	1	1	0	--	0	2	1	0	0	--	1	1
2018-19	2	1	1	--	0	2	1	1	0	--	0	2	1	0	1	--	0	0
2019-20	2	1	1	--	0	2	1	1	0	--	0	2	1	0	1	--	0	0
TOTALS	65	42	14	3	6	93	32	22	5	2	3	49	33	20	9	1	3	44

\*Record includes game played at neutral site.





# FLYERS ALL-TIME REGULAR SEASON RECORDS

	GP	W	L	T/OT	OL	PTS	GF	GA	SOWSOL	DIV. FINISH
1967-68	74	31	32	11	—	73	173	179	— —	1st, West
1968-69	76	20	35	21	—	61	174	225	— —	3rd, West
1969-70	76	17	35	24	—	58	197	225	— —	5th, West
1970-71	78	28	33	17	—	73	207	225	— —	3rd, West
1971-72	78	26	38	14	—	66	200	236	— —	5th, West
1972-73	78	37	30	11	—	85	296	256	— —	2nd, West
1973-74	78	50	16	12	—	112	273	164	— —	1st, West
1974-75	80	51	18	11	—	113	293	181	— —	1st, Patrick
1975-76	80	51	13	16	—	118	348	209	— —	1st, Patrick
1976-77	80	48	16	16	—	112	323	213	— —	1st, Patrick
1977-78	80	45	20	15	—	105	296	200	— —	2nd, Patrick
1978-79	80	40	25	15	—	95	281	248	— —	2nd, Patrick
1979-80	80	48	12	20	—	116	327	254	— —	1st, Patrick
1980-81	80	41	24	15	—	97	313	249	— —	2nd, Patrick
1981-82	80	38	31	11	—	87	325	313	— —	3rd, Patrick
1982-83	80	49	23	8	—	106	326	240	— —	1st, Patrick
1983-84	80	44	26	10	—	98	350	290	— —	3rd, Patrick
1984-85	80	53	20	7	—	113	348	241	— —	1st, Patrick
1985-86	80	53	23	4	—	110	335	241	— —	1st, Patrick
1986-87	80	46	26	8	—	100	310	245	— —	1st, Patrick
1987-88	80	38	33	9	—	85	292	292	— —	3rd, Patrick
1988-89	80	36	36	8	—	80	307	285	— —	4th, Patrick
1989-90	80	30	39	11	—	71	290	297	— —	6th, Patrick
1990-91	80	33	37	10	—	76	252	267	— —	5th, Patrick
1991-92	80	32	37	11	—	75	252	273	— —	6th, Patrick
1992-93	84	36	37	11	—	83	319	319	— —	5th, Patrick
1993-94	84	35	39	10	—	80	294	314	— —	6th, Atlantic
1994-95	48	28	16	4	—	60	150	132	— —	1st, Atlantic
1995-96	82	45	24	13	—	103	282	208	— —	1st, Atlantic
1996-97	82	45	24	13	—	103	274	217	— —	2nd, Atlantic
1997-98	82	42	29	11	—	95	242	193	— —	2nd, Atlantic
1998-99	82	37	26	19	—	93	231	196	— —	2nd, Atlantic
1999-00	82	45	22	12	3	105	237	179	— —	1st, Atlantic
2000-01	82	43	25	11	3	100	240	207	— —	2nd, Atlantic
2001-02	82	42	27	10	3	97	234	192	— —	1st, Atlantic
2002-03	82	45	20	13	4	107	211	166	— —	2nd, Atlantic
2003-04	82	40	21	15	6	101	229	186	— —	1st, Atlantic
2004-05	Did Not Play									
2005-06	82	45	26	—	11	101	263	253	4 6	2nd, Atlantic
2006-07	82	22	48	—	12	56	213	297	1 6	5th, Atlantic
2007-08	82	42	29	—	11	95	345	227	3 6	4th, Atlantic
2008-09	82	44	27	—	11	99	360	232	4 6	3rd, Atlantic
2009-10	82	41	35	—	6	88	232	222	4 3	3rd, Atlantic
2010-11	82	47	23	—	12	106	256	216	3 7	1st, Atlantic
2011-12	82	47	26	—	9	103	260	225	4 7	3rd, Atlantic
2012-13	48	23	22	-	3	49	132	139	1 2	4th, Atlantic
2013-14	82	42	30	-	10	94	233	227	3 8	3rd, Metropolitan
2014-15	82	33	31	-	18	84	212	223	3 11	6th, Metropolitan
2015-16	82	41	27	-	14	96	211	210	3 8	5th, Metropolitan
2016-17	82	39	33	-	10	88	212	231	7 5	6th, Metropolitan
2017-18	82	42	26	-	14	98	249	236	2 7	3rd, Metropolitan
2018-19	82	37	37	-	8	82	244	281	3 1	6th, Metropolitan
2019-20	69	41	20	-	7	89	232	196	5 5	2nd, Metropolitan
<b>TOTALS</b>	<b>4,115</b>	<b>2,054</b>	<b>1,428</b>	<b>457</b>	<b>175</b>	<b>4,740</b>	<b>13,685</b>	<b>11,972</b>	<b>50 88</b>	



# FLYERS REGULAR SEASON ALL-TIME HOME AND ROAD RECORDS

SEASON	HOME				ROAD				OVERALL			
	W	L	T	OTL	W	L	T	OTL	W	L	T	OTL
1967-68	17	13	7	-	14	19	4	-	31	32	11	-
1968-69	14	16	8	-	6	19	13	-	20	35	21	-
1969-70	11	14	13	-	6	21	11	-	17	35	24	-
1970-71	20	10	9	-	8	23	8	-	28	33	17	-
1971-72	19	13	7	-	7	25	7	-	26	38	14	-
1972-73	27	8	4	-	10	22	7	-	37	30	11	-
1973-74	28	6	5	-	22	10	7	-	50	16	12	-
1974-75	32	6	2	-	19	12	9	-	51	18	11	-
1975-76	36	2	2	-	15	11	14	-	51	13	16	-
1976-77	33	6	1	-	15	10	15	-	48	16	16	-
1977-78	29	6	5	-	16	14	10	-	45	20	15	-
1978-79	26	10	4	-	14	15	11	-	40	25	15	-
1979-80	27	5	8	-	21	7	12	-	48	12	20	-
1980-81	23	9	8	-	18	15	7	-	41	24	15	-
1981-82	25	10	5	-	13	21	6	-	38	31	11	-
1982-83	29	8	3	-	20	15	5	-	49	23	8	-
1983-84	25	10	5	-	19	16	5	-	44	26	10	-
1984-85	32	4	4	-	21	16	3	-	53	20	7	-
1985-86	33	6	1	-	20	17	3	-	53	23	4	-
1986-87	29	9	2	-	17	17	6	-	46	26	8	-
1987-88	20	14	6	-	18	19	3	-	38	33	9	-
1988-89	22	15	3	-	14	21	5	-	36	36	8	-
1989-90	17	19	4	-	13	20	7	-	30	39	11	-
1990-91	18	16	6	-	15	21	4	-	33	37	10	-
1991-92	22	11	7	-	10	26	4	-	32	37	11	-
1992-93	23	14	5	-	13	23	6	-	36	37	11	-
1993-94	19	20	3	-	16	19	7	-	35	39	10	-
1994-95	16	7	1	-	12	9	3	-	28	16	4	-
1995-96	27	9	5	-	18	15	8	-	45	24	13	-
1996-97	23	12	6	-	22	12	7	-	45	24	13	-
1997-98	24	11	6	-	18	18	5	-	42	29	11	-
1998-99	21	9	11	-	16	17	8	-	37	26	19	-
1999-00	25	6	7	3	20	16	5	0	45	22	12	3
2000-01	26	11	4	0	17	14	7	3	43	25	11	3
2001-02	20	13	5	3	22	14	5	0	42	27	10	3
2002-03	21	10	8	2	24	10	5	2	45	20	13	4
2003-04	24	11	3	3	16	10	12	3	40	21	15	6
2004-05					Did Not Play							
2005-06	22	13	-	6	23	13	-	5	45	26	-	11
2006-07	10	24	-	7	12	24	-	5	22	48	-	12
2007-08	21	14	-	6	21	15	-	5	42	29	-	11
2008-09	24	13	-	4	20	14	-	7	44	27	-	11
2009-10	24	14	-	3	17	21	-	3	41	35	-	6
2010-11	22	12	-	7	25	11	-	5	47	23	-	12
2011-12	22	13	-	6	25	13	-	3	47	26	-	9
2012-13	15	7	-	2	8	15	-	1	23	22	-	3
2013-14	24	14	-	3	18	16	-	7	42	30	-	10
2014-15	23	11	-	7	10	20	-	11	33	31	-	18
2015-16	23	10	-	8	18	17	-	6	41	27	-	14
2016-17	25	11	-	5	14	22	-	5	39	33	-	10
2017-18	22	13	-	6	20	13	-	8	42	26	-	14
2018-19	19	18	-	4	18	19	-	4	37	37	-	8
2019-20	25	6	-	4	16	15	-	3	41	21	-	7
TOTALS	1204	572	193	89	850	857	264	86	2054	1429	457	175



# FLYERS REGULAR SEASON ALL-TIME OVERTIME & SHOOTOUT RECORDS

## YEAR-BY-YEAR OVERTIME RECORDS

SEASON	OVERALL			SEASON	HOME			SEASON	ROAD		
	W	L	T		W	L	T		W	L	T
1983-84	3	1	10	1983-84	2	1	5	1983-84	1	0	5
1984-85	1	1	7	1984-85	0	0	4	1984-85	1	1	3
1985-86	4	1	4	1985-86	2	0	1	1985-86	2	1	3
1986-87	1	1	8	1986-87	1	0	2	1986-87	0	1	6
1987-88	1	3	9	1987-88	1	1	6	1987-88	0	2	3
1988-89	1	5	8	1988-89	1	4	3	1988-89	0	1	5
1989-90	2	5	11	1989-90	2	3	4	1989-90	0	2	7
1990-91	1	0	10	1990-91	0	0	6	1990-91	1	0	4
1991-92	2	4	11	1991-92	2	1	7	1991-92	0	3	4
1992-93	4	2	11	1992-93	2	2	5	1992-93	2	0	6
1993-94	3	5	10	1993-94	2	4	3	1993-94	1	1	7
1994-95	3	1	4	1994-95	1	1	1	1994-95	2	0	3
1995-96	4	3	13	1995-96	2	1	5	1995-96	2	2	8
1996-97	3	2	13	1996-97	2	0	6	1996-97	1	2	7
1997-98	3	1	11	1997-98	2	1	6	1997-98	1	0	5
1998-99	2	3	19	1998-99	0	1	11	1998-99	2	2	8
1999-00	6	3	12	1999-00	4	3	7	1999-00	2	0	5
2000-01	5	3	11	2000-01	2	0	4	2000-01	3	3	7
2001-02	3	3	10	2001-02	2	3	5	2001-02	1	0	5
2002-03	6	4	13	2002-03	1	2	8	2002-03	5	2	5
2003-04	2	6	15	2003-04	1	3	3	2003-04	1	3	12
2005-06	7	5	-	2005-06	3	4	-	2005-06	4	1	-
2006-07	3	6	-	2006-07	2	3	-	2006-07	1	3	-
2007-08	3	5	-	2007-08	2	3	-	2007-08	1	2	-
2008-09	6	5	-	2008-09	4	3	-	2008-09	2	2	-
2009-10	2	3	-	2009-10	1	1	-	2009-10	1	2	-
2010-11	3	5	-	2010-11	1	2	-	2010-11	2	3	-
2011-12	6	2	-	2011-12	2	1	-	2011-12	4	1	-
2012-13	2	1	-	2012-13	2	0	-	2012-13	0	1	-
2013-14	4	2	-	2013-14	1	0	-	2013-14	3	2	-
2014-15	8	7	-	2014-15	6	1	-	2014-15	2	6	-
2015-16	10	6	-	2015-16	4	4	-	2015-16	6	2	-
2016-17	7	5	-	2016-17	4	1	-	2016-17	3	4	-
2017-18	9	7	-	2017-18	4	3	-	2017-18	5	4	-
2018-19	6	7	-	2018-19	4	3	-	2018-19	2	4	-
2019-20	5	2	-	2019-20	1	0	-	2019-20	4	2	-

## YEAR-BY-YEAR SHOOTOUT RECORDS

SEASON	OVERALL		SEASON	HOME		SEASON	ROAD	
	W	L		W	L		W	L
2005-06	4	6	2005-06	3	2	2005-06	1	4
2006-07	1	6	2006-07	1	4	2006-07	0	2
2007-08	3	6	2007-08	1	3	2007-08	2	3
2008-09	4	6	2008-09	1	1	2008-09	3	5
2009-10	4	3	2009-10	3	2	2009-10	1	1
2010-11	3	7	2010-11	0	5	2010-11	3	2
2011-12	4	7	2011-12	1	5	2011-12	3	2
2012-13	1	2	2012-13	1	2	2012-13	0	0
2013-14	3	8	2013-14	0	3	2013-14	3	5
2014-15	3	11	2014-15	3	6	2014-15	0	5
2015-16	3	8	2015-16	2	4	2015-16	1	4
2016-17	7	5	2016-17	6	4	2016-17	1	1
2017-18	2	7	2017-18	0	3	2017-18	2	4
2018-19	3	1	2018-19	2	1	2018-19	1	0
2019-20	5	5	2019-20	1	4	2019-20	4	1
<b>TOTALS</b>	<b>50</b>	<b>88</b>	<b>TOTALS</b>	<b>25</b>	<b>49</b>	<b>TOTALS</b>	<b>25</b>	<b>39</b>



# FLYERS REGULAR SEASON ALL-TIME HOME ATTENDANCE RECORDS

SEASON	ATTENDANCE	GAMES	AVERAGE	SELLOUTS
1967-68	288,747	30	9,625	3
1968-69	425,443	38	11,196	4
1969-70	508,132	38	13,372	18
1970-71	551,113	39	14,131	27
1971-72	560,796	39	14,379	26
1972-73	626,468	39	16,063	22
1973-74	663,273	39	17,007	39
1974-75	683,080	40	17,077	40
1975-76	683,080	40	17,077	40
1976-77	683,080	40	17,077	40
1977-78	683,080	40	17,077	40
1978-79	683,080	40	17,077	40
1979-80	683,080	40	17,077	40
1980-81	683,080	40	17,077	40
1981-82	681,744	40	17,044	8
1982-83	673,880	40	16,847	13
1983-84	665,445	40	16,636	13
1984-85	678,036	40	16,951	23
1985-86	687,342	40	17,184	32
1986-87	688,497	40	17,212	36
1987-88	696,180	40	17,405	31
1988-89	696,202	40	17,405	36
1989-90	696,268	40	17,407	32
1990-91	693,674	40	17,342	27
1991-92	685,604	40	17,140	11
1992-93	708,512	41	17,281	14
1993-94	706,455	41	17,231	10
1994-95	411,848	24	17,160	15
1995-96	711,136	41	17,345	32
1996-97	791,753	41	19,311	15
1997-98	800,285	41	19,519	23
1998-99	804,105	41	19,612	37
1999-00	805,014	41	19,634	35
2000-01	802,595	41	19,575	29
2001-02	802,327	41	19,569	27
2002-03	792,333	41	19,325	14
2003-04	794,406	41	19,376	20
2004-05	---			
2005-06	805,783	41	19,653	39
2006-07	790,591	41	19,283	10
2007-08	801,797	41	19,556	26
2008-09	801,372	41	19,546	27
2009-10	800,996	41	19,537	30
2010-11	808,301	41	19,715	36
2011-12 (*)	837,754	41	19,770	41
2012-13	474,878	24	19,787	24
2013-14 (#)	813,411	41	19,839	41
2014-15	790,107	41	19,271	30
2015-16	788,319	41	19,227	19
2016-17	805,408	41	19,664	22
2017-18	800,214	41	19,517	24
2018-19 (\$)	835,242	41	19,141	13
2019-20	643,677	35	18,391	9
<b>TOTALS</b>	<b>36,477,023</b>	<b>2,049</b>	<b>17,802</b>	<b>1,343</b>

(\*) Franchise record total attendance. Total includes attendance of 46,967 at 2012 Bridgestone NHL Winter Classic at Citizens Bank Park on January 2, 2012. Average listed does not. Total home game average including Winter Classic was 20,433.

(#) Franchise record total and average for Wells Fargo Center home games only.

(\$)

(Note: Flyers played at the Spectrum from the 1967-68 through 1995-96 seasons and moved into the Wells Fargo Center for the 1996-97 season.)



# FLYERS REGULAR SEASON ALL-TIME OPENING GAME RECORDS

## SEASON OPENER (25-19-8)

1967-68	FLYERS	1	at	California	5	L
1968-69	FLYERS	2	at	Boston	3	L
1969-70	FLYERS	0	at	Minnesota	4	L
1970-71	Minnesota	1	at	FLYERS	2	W
1971-72	FLYERS	2	at	Pittsburgh	3	L
1972-73	FLYERS	4	at	St. Louis	4	T
1973-74	Toronto	0	at	FLYERS	2	W
1974-75	Los Angeles	5	at	FLYERS	3	L
1975-76	Washington	4	at	FLYERS	5	W
1976-77	NY Islanders	3	at	FLYERS	0	L
1977-78	Chicago	1	at	FLYERS	5	W
1978-79	FLYERS	3	at	NY Rangers	3	T
1979-80	NY Islanders	2	at	FLYERS	5	W
1980-81	Pittsburgh	4	at	FLYERS	7	W
1981-82	Detroit	2	at	FLYERS	2	T
1982-83	Quebec	5	at	FLYERS	9	W
1983-84	Washington	1	at	FLYERS	4	W
1984-85	Washington	2	at	FLYERS	2	T
1985-86	New Jersey	6	at	FLYERS	5	L
1986-87	Edmonton	1	at	FLYERS	2	W
1987-88	Montreal	2	at	FLYERS	2	T
1988-89	New Jersey	1	at	FLYERS	4	W
1989-90	New Jersey	6	at	FLYERS	2	L
1990-91	FLYERS	1	at	Boston	4	L
1991-92	FLYERS	2	at	Washington	5	L
1992-93	FLYERS	3	at	Pittsburgh	3	T
1993-94	Pittsburgh	3	at	FLYERS	4	W
1994-95	Quebec	3	at	FLYERS	1	L
1995-96	FLYERS	7	at	Montreal	1	W
1996-97	Florida	3	at	FLYERS	1	L
1997-98	Florida	1	at	FLYERS	3	W
1998-99	FLYERS	1	at	NY Rangers	0	W
1999-00	Ottawa	3	at	FLYERS	0	L
2000-01	Vancouver	3	at	FLYERS	6	W
2001-02	Florida	2	at	FLYERS	5	W
2002-03	FLYERS	2	at	Edmonton	2	T
2003-04	Buffalo	0	at	FLYERS	2	W
2004-05	DID NOT PLAY					
2005-06	NY Rangers	5	at	FLYERS	3	L
2006-07	FLYERS	0	at	Pittsburgh	4	L
2007-08	FLYERS	3	at	Calgary	2	W
2008-09	NY Rangers	4	at	FLYERS	3	L
2009-10	FLYERS	2	at	Carolina	0	W
2010-11	FLYERS	3	at	Pittsburgh	2	W
2011-12	FLYERS	2	at	Boston	1	W
2012-13	Pittsburgh	3	at	FLYERS	1	L
2013-14	Toronto	3	at	FLYERS	1	L
2014-15	FLYERS	1	at	Boston	2	L
2015-16	FLYERS	2	at	Tampa Bay	3	OTL
2016-17	FLYERS	4	at	Los Angeles	2	W
2017-18	FLYERS	5	at	San Jose	3	W
2018-19	FLYERS	5	at	Vegas	2	W
2019-20 (*)	Chicago	3	at	FLYERS	4	W

(\*) Neutral site game played at Prague, Czech Republic. Flyers were home team for the game.



# FLYERS REGULAR SEASON ALL-TIME HOME/ROAD OPENING GAME REGISTER

## HOME OPENER (29-17-6)

1967-68	W	FLYERS 1, Pittsburgh 0
1968-69	W	FLYERS 3, Pittsburgh 0
1969-70	T	FLYERS 1, Montreal 1
1970-71	W	FLYERS 2, Minnesota 1
1971-72	L	Los Angeles 7 FLYERS 0
1972-73	W	FLYERS 7, Vancouver 3
1973-74	W	FLYERS 2, Toronto 0
1974-75	L	Los Angeles 5, FLYERS 3
1975-76	W	FLYERS 5, Washington 4
1976-77	L	NY Islanders 3, FLYERS 0
1977-78	W	FLYERS 5, Chicago 1
1978-79	L	Montreal 3, FLYERS 2
1979-80	W	FLYERS 5, NY Islanders 2
1980-81	W	FLYERS 7, Pittsburgh 4
1981-82	T	FLYERS 2, Detroit 2
1982-83	W	FLYERS 9, Quebec 5
1983-84	W	FLYERS 4, Washington 1
1984-85	T	FLYERS 2, Washington 2
1985-86	L	New Jersey 6, FLYERS 5
1986-87	W	FLYERS 2, Edmonton 1
1987-88	T	FLYERS 2, Montreal 2
1988-89	W	FLYERS 4, New Jersey 1
1989-90	L	New Jersey 6, FLYERS 2
1990-91	W	FLYERS 7, Detroit 2
1991-92	L	Pittsburgh 6, FLYERS 3
1992-93	W	FLYERS 6, New Jersey 4
1993-94	W	FLYERS 4, Pittsburgh 3
1994-95	L	Quebec 3, FLYERS 1
1995-96	W	FLYERS 2, Washington 1
1996-97	L	Florida 3, FLYERS 1
1997-98	W	FLYERS 3, Florida 1
1998-99	W	FLYERS 4, Anaheim 1
1999-00	L	Ottawa 3, FLYERS 0
2000-01	W	FLYERS 6, Vancouver 3
2001-02	W	FLYERS 5, Florida 2
2002-03	T	FLYERS 3, NY Islanders 3
2003-04	W	FLYERS 2, Buffalo 0
2004-05	-	---
2005-06	L	NY Rangers 5, FLYERS 3
2006-07	SOL	NY Rangers 5, FLYERS 4
2007-08	W	FLYERS 3, NY Islanders 1
2008-09	L	NY Rangers 4, FLYERS 3
2009-10	W-OT	FLYERS 6, Washington 5
2010-11	W	Colorado 2, FLYERS 4
2011-12	W	Vancouver 4, FLYERS 5
2012-13	L	Pittsburgh 3, FLYERS 1
2013-14	L	Toronto 3, FLYERS 1
2014-15	L	New Jersey 6, FLYERS 4
2015-16	W	FLYERS 1, Florida 0
2016-17	L	Anaheim 3, FLYERS 2
2017-18	W	FLYERS 8, Washington 2
2018-19	L	San Jose 8, FLYERS 2
2019-20 (*)	W	FLYERS 4, Chicago 3

(WFC: FLYERS 4, New Jersey 0)

## ROAD OPENER (23-16-13)

1967-68	L	FLYERS 1 @ California 5
1968-69	L	FLYERS 2 @ Boston 3
1969-70	L	FLYERS 0 @ Minnesota 4
1970-71	T	FLYERS 0 @ Pittsburgh 0
1971-72	L	FLYERS 2 @ Pittsburgh 3
1972-73	T	FLYERS 4 @ St. Louis 4
1973-74	W	FLYERS 6 @ NY Islanders 0
1974-75	W	FLYERS 6 @ Pittsburgh 3
1975-76	W	FLYERS 9 @ Minnesota 5
1976-77	L	FLYERS 3 @ Atlanta 4
1977-78	W	FLYERS 8 @ Pittsburgh 2
1978-79	T	FLYERS 3 @ NY Rangers 3
1979-80	L	FLYERS 2 @ Atlanta 9
1980-81	W	FLYERS 5 @ St. Louis 1
1981-82	W	FLYERS 5 @ Washington 4
1982-83	W	FLYERS 3 @ Washington 2
1983-84	W	FLYERS 6 @ Montreal 3
1984-85	W	FLYERS 4 @ Washington 2
1985-86	W	FLYERS 4 @ Pittsburgh 2
1986-87	W	FLYERS 6 @ Washington 1
1987-88	W	FLYERS 5 @ Minnesota 4
1988-89	W	FLYERS 7 @ Minnesota 6
1989-90	L	FLYERS 3 @ Washington 5
1990-91	L	FLYERS 1 @ Boston 4
1991-92	L	FLYERS 2 @ Washington 5
1992-93	T	FLYERS 3 @ Pittsburgh 3
1993-94	W	FLYERS 5 @ Hartford 2
1994-95	L	FLYERS 1 @ Boston 4
1995-96	W	FLYERS 7 @ Montreal 1
1996-97	L	FLYERS 1 @ NY Islanders 5
1997-98	W	FLYERS 1 @ New Jersey 4
1998-99	T	FLYERS 1 @ NY Rangers 0
1999-00	T	FLYERS 1 @ Boston 1
2000-01	T	FLYERS 3 @ Minnesota 3
2001-02	T	FLYERS 2 @ Columbus 2
2002-03	T	FLYERS 2 @ Edmonton 2
2003-04	T	FLYERS 0 @ San Jose 0
2004-05	-	---
2005-06	L	FLYERS 2 @ Toronto 4
2006-07	L	FLYERS 0 @ Pittsburgh 4
2007-08	W	FLYERS 3 @ Calgary 2
2008-09	OTL	FLYERS 2 @ Pittsburgh 3
2009-10	W	FLYERS 2 @ Carolina 0
2010-11	W	FLYERS 3 @ Pittsburgh 2
2011-12	W	FLYERS 2 @ Boston 1
2012-13	L	FLYERS 2 @ BUFFALO 5
2013-14	L	FLYERS 1 @ Montreal 4
2014-15	L	FLYERS 1 @ Boston 2
2015-16	OTL	FLYERS 2 @ Tampa Bay 3
2016-17	W	FLYERS 4 @ Los Angeles 2
2017-18	W	FLYERS 5 @ San Jose 3
2018-19	W	FLYERS 5 @ Vegas 2
2019-20	SOL	FLYERS 2 @ Vancouver 3

(\*) The Flyers opened the 2019-20 season with a 4-3 win over Chicago in Prague, Czech Republic. The Flyers were the home team for the game. They also won their Wells Fargo Center opener, defeating New Jersey 4-0.



# PHILADELPHIA FLYERS ALL-TIME COACHES REGISTER

COACH	FIRST SEASON	NO. OF SEASONS	RECORD	PCT.	PLAYOFF RECORD	PLAYOFF PCT.
Keith Allen	1967-68	2	51 • 67 • 32	.447	3 • 8	.273
Vic Stasiuk	1969-70	2	45 • 68 • 41	.425	0 • 4	.000
(a) Fred Shero	1971-72	7	308 • 151 • 95	.642	48 • 35	.578
(b) Bob McCammon	1978-79	4	119 • 68 • 31	.617	1 • 9	.100
Pat Quinn	1978-79	4	141 • 73 • 48	.630	22 • 17	.564
Mike Keenan	1984-85	4	190 • 102 • 28	.638	32 • 25	.561
Paul Holmgren	1988-89	4	107 • 126 • 31	.464	10 • 9	.526
(c) Bill Dineen	1991-92	2	60 • 60 • 20	.500	—	—
Terry Simpson	1993-94	1	35 • 39 • 10	.476	—	—
Terry Murray	1994-95	3	118 • 64 • 30	.627	28 • 18	.609
Wayne Cashman	1997-98	1	32 • 20 • 9	.598	—	—
(d) Roger Neilson	1997-98	3	76 • 52 • 32	.578	3 • 8	.273
(e) Craig Ramsay	1999-2000	2	28 • 20 • 5	.594	11 • 7	.611
(f) Bill Barber	2000-01	2	73 • 46 • 17	.599	3 • 8	.273
Ken Hitchcock	2002-03	3	131 • 77 • 39	.608	19 • 18	.514
(g) John Stevens	2006-07	4	120 • 109 • 34	.521	11 • 12	.478
(h) Peter Laviolette	2009-13	5	145 • 98 • 29	.586	23 • 22	.511
(i) Craig Berube	2013-15	2	75 • 58 • 28	.553	3 • 4	.429
Dave Hakstol	2015-16	4	134 • 101 • 42	.483	4 • 8	.333
(j) Scott Gordon	2018-19	1	25 • 22 • 4	.490	—	—
Alain Vigneault	2019-20	1	41 • 21 • 7	.594	10 • 6	.625

- (a) Replaced Bob McCammon 50 games into the 1978-79 season, compiling an 18-8-4 record  
 (b) Replaced Pat Quinn 72 games into the 1981-82 season, compiling a 4-2-2 record  
 (c) Replaced Paul Holmgren 24 games into the 1991-92 season, compiling a 24-23-9 record  
 (d) Replaced Wayne Cashman 61 games into the 1997-98 season, compiling a 10-9-2 record  
 (e) Replaced Roger Neilson 57 games into the 1999-2000 season, compiling a 16-8-1 record  
 (f) Replaced Craig Ramsay 28 games into the 2000-01 season, compiling a 31-16-7 record  
 (g) Replaced Ken Hitchcock 8 games into the 2006-07 season, compiling a 21-42-11 record  
 (h) Replaced John Stevens 25 games into the 2009-10 season, compiling a 28-24-5 record  
 (i) Replaced Peter Laviolette three games into the 2013-14 season, compiling a 42-27-10 record  
 (j) Replaced Dave Hakstol 32 games into the 2018-19 season, compiling a 12-15-4 record

## "MOSTS" BY A FLYER IN A SINGLE SEASON

### GOALS:

Reggie Leach	61	1975-76
Tim Kerr	58	1985-86
Tim Kerr	58	1986-87
Tim Kerr	54	1983-84
Tim Kerr	54	1984-85
Mark Recchi	53	1992-93
John LeClair	51	1995-96
John LeClair	51	1997-98
Rick MacLeish	50	1972-73
Bill Barber	50	1975-76
Reggie Leach	50	1979-80
John LeClair	50	1996-97

### ASSISTS:

Bobby Clarke	89	1974-75
Bobby Clarke	89	1975-76
Mark Recchi	70	1992-93
Bobby Clarke	68	1977-78
Ken Linseman	68	1981-82
Eric Lindros	68	1995-96
Claude Giroux	68	2017-18
Bobby Clarke	67	1972-73
Mark Recchi	67	1993-94
Jakub Voracek	65	2017-18
Mark Recchi	63	1999-00
Claude Giroux	63	2018-19
Bobby Clarke	62	1976-77
Bobby Clarke	62	1982-83
Rod Brind'Amour	62	1993-94

### POINTS:

Mark Recchi	123	1992-93
Bobby Clarke	119	1975-76
Bobby Clarke	116	1974-75
Eric Lindros	115	1995-96
Bill Barber	112	1975-76
Mark Recchi	107	1993-94
Bobby Clarke	104	1972-73
Claude Giroux	102	2017-18
Rick MacLeish	100	1972-73
Tim Kerr	98	1984-85
Rick MacLeish	97	1976-77
Brian Propp	97	1984-85
Brian Propp	97	1985-86
Rod Brind'Amour	97	1993-94
Eric Lindros	97	1993-94
John LeClair	97	1995-96
John LeClair	97	1996-97
Claude Giroux	93	2011-12





# FLYERS REGULAR SEASON TEAM LEADERS

SEASON	PLAYER	GOALS	PLAYER	ASSISTS	PLAYER	POINTS
1967-68	Rochefort	21	Angotti	37	Angotti	49
1968-69	Lacroix	24	Gendron	35	Lacroix	56
1969-70	Dornhoefer	26	Lacroix	36	Lacroix	58
1970-71	Clarke	27	Clarke	36	Clarke	63
1971-72	Clarke	35	Clarke	46	Clarke	81
1972-73	MacLeish	50	Clarke	67	Clarke	104
1973-74	Clarke	35	Clarke	52	Clarke	87
1974-75	Leach	45	Clarke	89	Clarke	116
1975-76	Leach	61	Clarke	89	Clarke	119
1976-77	MacLeish	49	Clarke	62	MacLeish	97
1977-78	Barber	41	Clarke	68	Clarke	89
1978-79	Barber/Leach	34	Clarke	57	Barber	80
1979-80	Leach	50	Clarke/Linseman	57	Linseman	79
1980-81	Barber	43	Wilson	47	Barber	85
1981-82	Barber	45	Linseman	68	Linseman	92
1982-83	Sittler	43	Clarke	62	Clarke	85
1983-84	Kerr	54	Propp	53	Kerr	93
1984-85	Kerr	54	Propp	54	Kerr	98
1985-86	Kerr	58	Howe	58	Propp	97
1986-87	Kerr	58	Poulin	45	Kerr	95
1987-88	Tocchet	31	Propp	49	Craven/Propp	76
1988-89	Kerr	48	Eklund	51	Kerr	88
1989-90	Tocchet	37	Tocchet	59	Tocchet	96
1990-91	Tocchet	40	Eklund	50	Tocchet	71
1991-92	Brind'Amour	33	Brind'Amour	44	Brind'Amour	77
1992-93	Recchi	53	Recchi	70	Recchi	123
1993-94	Lindros	44	Recchi	67	Recchi	107
1994-95	Lindros	29	Lindros	41	Lindros	70
1995-96	LeClair	51	Lindros	68	Lindros	115
1996-97	LeClair	50	LeClair/Lindros	47	LeClair	97
1997-98	LeClair	51	Lindros	41	LeClair	87
1998-99	LeClair	43	Lindros	53	Lindros	93
1999-00	LeClair	40	Recchi	63	Recchi	91
2000-01	Primeau	34	Recchi	50	Recchi	77
2001-02	Gagne	33	Roenick	46	Roenick	67
2002-03	Roenick	27	Recchi/Roenick	32	Roenick	59
2003-04	Recchi	26	Recchi	49	Recchi	75
2005-06	Gagne	47	Forsberg	56	Gagne	79
2006-07	Gagne	41	Pitkanen	39	Gagne	68
2007-08	Briere	31	Richards	47	Richards	75
2008-09	Carter	46	Richards	50	Carter	84
2009-10	Carter	33	Pronger	45	Richards	62
2010-11	Carter	36	Giroux	51	Giroux	76
2011-12	Hartnell	37	Giroux	65	Giroux	93
2012-13	Voracek	22	Giroux	34	Giroux	47
2013-14	Simmonds	29	Giroux	58	Giroux	86
2014-15	Simmonds	28	Voracek	59	Voracek	81
2015-16	Simmonds	32	Giroux	45	Giroux	67
2016-17	Simmonds	31	Giroux	44	Voracek	61
2017-18	Giroux	34	Giroux	68	Giroux	102
2018-19	Couturier	33	Giroux	63	Giroux	85
2019-20	Konecny	24	Voracek	44	Konecny	61

## SEASON LENGTHS

1967-68 - 74 games  
 1968-70 - 76 games  
 1970-74 - 78 games  
 1974-92 - 82 games  
 1992-94 - 84 games  
 1994-95 - 48 games  
 1995-2012 - 82 games  
 2012-13 - 48 games  
 2013-19 - 82 games  
 2019-20 - 69 games



## FLYERS REGULAR SEASON TEAM LEADERS

SEASON	PLAYER	PIM	GOALTENDER	GAA	GOALTENDER	WINS
1967-68	Van Impe	141	Favell	2.27	Parent	16
1968-69	Kennedy	195	Parent	2.69	Parent	17
1969-70	Heiskala	171	Parent	2.79	Parent	13
1970-71	Dornhoefer	93	Favell	2.66	Favell	16
1971-72	Dornhoefer	183	Favell	2.80	Favell	18
1972-73	Schultz	259	Favell	2.83	Favell	20
1973-74	Schultz	348	Parent	1.89	Parent	47
1974-75	Schultz	472	Parent	2.03	Parent	44
1975-76	Schultz	307	Stephenson	2.58	Stephenson	40
1976-77	Holmgren	201	Stephenson	2.31	Parent	35
1977-78	Dupont	225	Parent	2.22	Parent	29
1978-79	Wilson	197	Parent	2.70	Stephenson	20
1979-80	Holmgren	267	Peeters	2.73	Peeters	29
1980-81	Holmgren	306	St.Croix	2.49	Peeters	22
1981-82	Cochrane	329	Peeters	3.71	Peeters	23
1982-83	Cochrane	237	Froese	2.52	Lindbergh	23
1983-84	Cochrane	225	Froese	3.14	Froese	28
1984-85	Tocchet	181	Lindbergh	3.02	Lindbergh	40
1985-86	Tocchet	284	Froese	2.55	Froese	31
1986-87	Tocchet	286	Hextall	3.00	Hextall	37
1987-88	Tocchet	301	Hextall	3.51	Hextall	30
1988-89	Chychrun	245	Hextall	3.23	Hextall	30
1989-90	Berube	291	Wregget	3.42	Wregget	22
1990-91	Berube	293	Peeters	2.88	Hextall	13
1991-92	Carkner	195	Hextall	3.40	Hextall	16
1992-93	McGill	238	Soderstrom	3.42	Soderstrom	20
1993-94	Brown	137	Roussel	3.34	Roussel	29
1994-95	Antoski	107	Roussel	2.34	Hextall	17
1995-96	Antoski	204	Hextall	2.17	Hextall	31
1996-97	Daniels	237	Snow	2.52	Hextall	31
1997-98	Kordic	210	Hextall	2.17	Hextall	21
1998-99	Lindros	120	Vanbiesbrouck	2.18	Vanbiesbrouck	27
1999-00	Berube	162	Boucher	1.91	Vanbiesbrouck	25
2000-01	Richardson	131	Cechmanek	2.01	Cechmanek	35
2001-02	Fedoruk	141	Cechmanek	2.05	Cechmanek	24
2002-03	Brashear	161	Cechmanek	1.83	Cechmanek	33
2003-04	Brashear	212	Esche	2.04	Esche	21
2005-06	Brashear	166	Niittymaki/Esche	2.97	Niittymaki	23
2006-07	Eager	233	Niittymaki	3.38	Niittymaki	9
2007-08	Cote	202	Biron	2.59	Biron	30
2008-09	Carcillo	254	Niittymaki/Biron	2.76	Biron	29
2009-10	Carcillo	207	Leighton	2.48	Emery/Leighton	16
2010-11	Hartnell	142	Boucher	2.41	Bobrovsky	28
2011-12	Rinaldo	232	Bryzgalov	2.48	Bryzgalov	33
2012-13	Rinaldo	85	Mason	1.90	Bryzgalov	19
2013-14	Rinaldo	153	Mason	2.50	Mason	33
2014-15	Rinaldo	102	Mason	2.25	Mason	18
2015-16	Simmonds	147	Neuvirth	2.27	Mason	23
2016-17	Simmonds	122	Stolarz	2.07	Mason	26
2017-18	Gudas	83	Neuvirth	2.60	Elliott	23
2018-19	Simmonds	90	Hart	2.83	Hart	16
2019-20	Farabee	39	Hart	2.42	Hart	24

## FLYERS ALL-TIME TOP ROOKIE SCORERS

PLAYER	POS	YEAR	GP	G	A	PTS
Mikael Renberg	RW	1993-94	83	38	44	82
Dave Poulin	C	1983-84	73	31	45	76
Eric Lindros	C	1992-93	61	41	34	75
Brian Propp	LW	1979-80	80	34	41	75
Ron Flockhart	C	1981-82	72	33	39	72
Pelle Eklund	C	1985-86	70	15	51	66
Bill Barber	LW	1972-73	69	30	34	64
Peter Zezel	C	1984-85	65	15	46	61
Andre Lacroix	C	1968-69	75	24	32	56
Serge Bernier	RW	1970-71	77	23	28	51
Ron Sutter	C	1983-84	79	19	32	51
Mel Bridgman	C	1975-76	80	23	27	50
Behn Wilson	D	1978-79	80	13	36	49
Simon Gagne	LW	1999-00	80	20	28	48
Matt Read	RW	2011-12	79	24	23	47
Shayne Gostisbehere	D	2015-16	66	17	29	46
Bobby Clarke	C	1969-70	76	15	31	46
Tim Kerr	C	1980-81	68	22	23	45
Jim Johnson	C	1968-69	69	17	27	44
Thomas Ericksson	D	1983-84	68	11	33	44
Janne Niinimaa	D	1996-97	77	4	40	44



# FLYERS ALL-TIME SCORING LIST

PLAYER	GP	G	A	PTS	PIM	PLAYER	GP	G	A	PTS	PIM
B. Clarke	1144	358	852	1210	1453	J. Pitkanen	206	25	91	116	210
B. Barber	903	420	463	883	623	D. Schultz	297	51	64	115	1386
B. Propp	790	369	480	849	669	J. Williams	226	43	72	115	108
<b>C. Giroux</b>	<b>889</b>	<b>257</b>	<b>558</b>	<b>815</b>	<b>380</b>	P. Forsberg	100	30	85	115	118
R. MacLeish	741	328	369	697	384	M. Bullard	124	50	63	113	127
E. Lindros	486	290	369	659	946	S. Kapanen	311	44	66	110	70
T. Kerr	601	363	287	650	577	B. Marsh	514	14	96	110	636
J. LeClair	649	333	310	643	337	T. Gorence	291	57	52	109	89
M. Recchi	602	232	395	627	388	<b>S. Laughton</b>	<b>321</b>	<b>44</b>	<b>62</b>	<b>106</b>	<b>172</b>
R. Brind/Amour	633	235	366	601	563	B. Clement	229	53	52	105	166
<b>J. Voracek</b>	<b>674</b>	<b>168</b>	<b>393</b>	<b>561</b>	<b>367</b>	T. Klatt	209	41	57	98	57
S. Gagne	691	264	271	535	284	T. Eriksson	208	22	76	98	107
G. Dornhoefer	725	202	316	518	1256	M. Ricci	146	41	56	97	157
R. Leach	606	306	208	514	276	J. Lupul	135	45	51	96	93
R. Tocchet	621	232	276	508	1817	A. Hill	221	40	55	95	227
M. Howe	594	138	342	480	323	C. Pronger	145	15	77	92	133
P. Eklund	589	118	334	452	107	S. Podein	301	44	48	92	216
M. Craven	523	152	272	424	315	M. Dvorak	193	11	74	85	51
I. Sinisalo	526	199	209	408	180	J. Beranek	134	46	38	84	137
<b>S. Couturier</b>	<b>647</b>	<b>156</b>	<b>246</b>	<b>402</b>	<b>250</b>	K. Huffman	207	23	61	84	158
E. Desjardins	738	93	303	396	406	P. Falloon	144	38	45	83	24
D. Poulin	467	161	233	394	303	Rich Sutter	204	36	47	83	381
W. Simmonds	584	203	175	378	784	B. Ashbee	270	15	67	82	277
Ron Sutter	555	137	223	360	854	J. Otto	213	28	52	80	292
M. Richards	453	133	216	349	397	D. Yushkevich	215	17	63	80	212
J. Carter	461	181	162	343	288	T. Crisp	194	25	54	79	78
S. Hartnell	517	157	169	326	908	D. Brown	552	39	39	78	1382
M. Bridgman	462	119	205	324	971	J. Niinimaa	143	7	71	78	114
R. Lonsberry	497	144	170	314	403	L. Rochefort	139	35	42	77	26
P. Holmgren	500	138	171	309	1600	G. Cochrane	257	16	61	77	1110
M. Renberg	366	128	168	296	210	A. Meszaros	192	20	56	76	116
B. Kelly	741	128	168	296	1285	R. Fedotenko	199	37	38	75	127
D. Briere	364	124	159	283	331	S. Bernier	123	35	40	75	130
K. Timonen	519	38	232	270	304	K. Jones	131	27	47	74	164
P. Zedel	310	91	170	261	230	R. Gudas	290	17	56	73	355
O. Kindrachuk	360	79	181	260	465	A. MacDonald	291	11	61	72	137
K. Linseman	269	73	184	257	585	B. Sutherland	124	42	29	71	40
B. Schenn	424	109	137	246	217	L. Goodenough	129	15	56	71	104
D. Saleksi	476	118	117	235	602	C. Gratton	108	23	47	70	200
T. Bladon	463	67	163	230	281	<b>T. Sanheim</b>	<b>200</b>	<b>19</b>	<b>51</b>	<b>70</b>	<b>74</b>
M. Knuble	338	118	111	229	290	P. Svoboda	232	10	60	70	320
B. Wilson	339	59	155	214	873	R. Jones	217	13	56	69	134
K. Primeau	312	87	126	213	414	T. Amonte	93	27	41	68	40
S. Nole	358	93	108	201	129	D. Brashear	270	22	44	66	648
<b>S. Gostisbehere</b>	<b>340</b>	<b>51</b>	<b>148</b>	<b>199</b>	<b>123</b>	S. Upshall	134	27	37	64	145
Joe Watson	746	36	162	198	397	M. Del Zotto	167	20	43	63	78
S. Mellanby	355	83	114	197	694	S. Duchesne	89	20	43	63	88
B. Dailey	304	56	138	194	397	D. Zubrus	200	19	43	62	89
D. Crossman	392	35	158	193	255	<b>N. Patrick</b>	<b>145</b>	<b>26</b>	<b>35</b>	<b>61</b>	<b>57</b>
<b>J. van Riemsdyk</b>	<b>328</b>	<b>93</b>	<b>94</b>	<b>187</b>	<b>115</b>	D. Quinn	102	18	40	58	48
B. McCrimmon	367	35	152	187	355	V. Lecavalier	133	28	30	58	82
M. Read	437	87	100	187	81	<b>O. Lindblom</b>	<b>134</b>	<b>30</b>	<b>27</b>	<b>57</b>	<b>32</b>
Jim Watson	613	38	148	186	492	V. Zelepkun	151	27	30	57	103
<b>T. Konecny</b>	<b>299</b>	<b>83</b>	<b>102</b>	<b>185</b>	<b>163</b>	V. Leino	94	21	36	57	26
D. Sittler	191	84	94	178	148	G. Peters	229	27	28	55	209
A. Dupont	539	42	135	177	1505	D. Sarrazin	100	20	35	55	22
K. Dineen	284	88	88	176	533	P. Coffey	94	8	47	55	50
J. Roenick	216	67	106	173	211	C. Berube	323	20	34	54	1138
G. Galley	236	28	144	172	260	J. Jagr	73	19	35	54	30
A. Lacroix	245	72	98	170	36	D. Haverchuk	67	16	38	54	36
J. Johnson	266	66	102	168	67	L. Hachborn	78	16	38	54	27
D. Smith	494	80	87	167	338	K. Dykhuis	227	13	41	54	211
B. Coburn	576	37	124	161	470	B. Selby	119	25	28	53	47
C. Therien	753	29	130	159	583	Marty Murray	150	23	30	53	23
<b>M. Raffi</b>	<b>470</b>	<b>78</b>	<b>74</b>	<b>152</b>	<b>186</b>	E. Weinrich	215	8	45	53	98
J. Gendron	278	69	86	155	203	Y. Racine	67	9	43	52	48
K. Johnson	291	40	107	147	140	A. Lomakin	108	22	28	50	60
M. Handzus	237	54	92	146	166	M. Pederson	84	20	30	50	33
R. Flochhart	167	65	80	145	108	R. Lapointe	146	8	42	50	183
R.J. Umberger	334	60	82	142	112	B. Lesuk	123	24	25	49	112
K. Samuelsson	545	35	106	141	815	B. Dunlop	69	20	29	49	16
D. McGillis	340	32	108	140	303	L. Angotti	70	12	37	49	35
M. Streit	274	30	110	140	120	J. Latal	92	12	36	48	24
B. Flett	167	71	68	139	130	D. Verregaert	95	23	24	47	30
L. Carson	346	61	76	137	494	V. Prospal	77	14	33	47	27
M. Carle	308	15	122	137	91	L. Hillman	149	8	39	47	112
<b>I. Provorov</b>	<b>315</b>	<b>43</b>	<b>90</b>	<b>133</b>	<b>110</b>	M. Talbot	127	25	21	46	84
T. Carnker	376	29	103	132	867	B. Hughes	122	5	41	46	88
R. Allison	168	47	81	128	210	D. Blackburn	115	16	29	45	59
G. Murphy	261	31	97	128	254	C. VandeVelde	250	17	28	45	77
D. Langkow	209	41	86	127	130	A. Asham	150	18	26	44	281
E. Van Impe	617	19	107	126	892	D. Powe	204	22	21	43	130
B. Fedyk	200	59	65	124	160	F. Kennedy	132	18	25	43	325
K. Acton	303	45	72	117	424	B. Manning	207	11	32	43	212



# FLYERS ALL-TIME SCORING LIST

PLAYER	GP	G	A	PTS	PIM	PLAYER	GP	G	A	PTS	PIM
G. Hawgood	59	9	34	43	58	D. Hoyda	108	4	16	20	257
J. Hull	210	20	22	42	26	I. Laperriere	82	3	17	20	162
L. Schenn	213	12	30	42	140	K. McCarthy	90	3	17	20	57
B. Dean	86	11	31	42	54	J. Chychrun	199	3	17	20	606
<b>R. Hagg</b>	<b>202</b>	<b>11</b>	<b>31</b>	<b>42</b>	<b>125</b>	D. Sulliman	80	9	10	19	8
L. Hale	196	5	37	42	90	B. Eager	111	9	10	19	313
J. Weal	124	19	23	42	38	A. Semenov	70	4	15	19	20
<b>K. Hayes</b>	<b>69</b>	<b>23</b>	<b>18</b>	<b>41</b>	<b>34</b>	<b>J. Braun</b>	<b>62</b>	<b>3</b>	<b>16</b>	<b>19</b>	<b>18</b>
L. Morrison	202	19	22	41	70	A. Zhamnov	20	5	13	18	14
V. Filppula	101	16	25	41	22	<b>P. Myers</b>	<b>71</b>	<b>5</b>	<b>13</b>	<b>18</b>	<b>32</b>
B. Benning	59	11	29	40	128	S. O'Donnell	81	1	17	18	87
B. Hoffmeyer	92	9	31	40	182	A. Faust	47	10	7	17	14
J. Wells	126	5	35	40	313	R. Nattress	44	7	10	17	29
P. Evans	103	14	25	39	34	B. Jones	48	7	10	17	44
T. Fedoruk	268	13	26	39	575	R. Robitaille	28	5	12	17	22
N. Grossmann	198	7	31	38	118	S. Ruzicka	55	4	13	17	47
V. Butsayev	99	14	23	37	119	A. Stanley	64	4	13	17	28
C. Forbes	132	22	14	36	110	R. McGill	134	4	13	17	363
E. Hoekstra	70	15	21	36	6	T. Bergen	14	11	5	16	4
R. Foley	58	11	25	36	168	S. Gagner	53	8	8	16	25
J. Miszuk	140	6	30	36	149	M. Sykora	49	5	11	16	26
L. Richardson	387	7	28	35	618	G. Morrison	43	1	15	16	70
P. Bellemare	237	17	17	34	65	P. Sharp	66	10	5	15	67
D. Weise	152	17	17	34	75	D. Afanasev	41	8	7	15	12
G. Paslawski	60	14	19	33	12	E. Hospodar	112	8	7	15	321
R. DiMaio	109	12	21	33	117	<b>N. Aube-Kubel</b>	<b>45</b>	<b>7</b>	<b>8</b>	<b>15</b>	<b>19</b>
N. Lacombe	92	11	22	33	34	M. Freer	59	6	9	15	18
D. Hatcher	203	9	24	33	193	D. Tippet	73	4	11	15	38
M. Taylor	64	8	25	33	24	B. Savage	66	9	5	14	28
M. Niskanen	68	8	25	33	29	J. Sim	39	7	7	14	28
W. Hillman	258	8	25	33	170	R. Potulny	44	7	7	14	26
D. Carcillo	153	16	16	32	414	B. Dobbins	56	6	8	14	39
R. Somik	113	12	20	32	27	J. Vandermeer	75	6	8	14	79
F. Meyer	83	8	24	32	47	M. Bureau	125	6	8	14	20
A. Daigle	68	12	19	31	8	M. Botell	32	4	10	14	31
P. White	104	10	21	31	24	G. Metropolit	55	4	10	14	15
T. Murray	115	1	30	31	69	M. Hostak	55	3	11	14	24
P. Ranheim	187	15	15	30	56	M. Parizeau	38	2	12	14	10
B. Betts	138	13	17	30	22	D. Lacroix	130	8	5	13	298
G. Sanderson	58	11	18	29	44	P. Juhlin	56	7	6	13	23
C. Boivin	114	11	18	29	320	P. Brendl	50	6	7	13	6
S. Downie	89	9	20	29	154	J. Paddock	47	5	8	13	49
K. Haller	132	7	22	29	177	W. Huber	10	4	9	13	16
R. Hextall	489	1	28	29	476	A. Zhitnik	31	3	10	13	38
N. Schultz	189	3	26	29	99	A. Alberts	79	1	12	13	61
R. White	107	17	11	28	131	C. Lapointe	56	7	5	12	48
A. Nodl	127	12	16	28	20	S. McCarthy	71	6	6	12	136
N. Barnes	82	4	24	28	77	M. Greig	30	5	7	12	14
J. Dopita	52	11	16	27	8	J. Gauthier	65	5	7	12	74
P. Hannigan	72	11	16	27	58	E. Medvedev	45	4	8	12	34
R. Fleming	65	9	18	27	134	D. Kordic	197	4	8	12	584
J. Potvin	64	6	21	27	16	K. Versteeg	27	7	4	11	24
F. Bathe	198	3	24	27	502	E. Chouinard	46	7	4	11	10
N. Cousins	107	12	15	27	37	M. Mantha	35	3	8	11	35
J. Druce	79	12	14	26	27	B. Wesley	52	3	8	11	109
J.J. Daigneault	105	8	18	26	68	L. Zeidel	66	1	10	11	74
M. Busniuk	143	3	23	26	297	B. Parent	486	0	11	11	95
M. Sillinger	52	11	14	25	24	J. Lehtera	89	4	7	11	47
C. LaForge	65	9	16	25	36	Y. Preston	28	7	3	10	4
C. MacTavish	100	8	17	25	85	J. Hlavac	31	7	3	10	8
T. Ball	62	7	18	25	20	T. McGinn	36	7	3	10	23
K. Manderville	129	7	18	25	59	E. Wellwood	31	5	5	10	4
M. Rathje	97	3	22	25	52	J. Dowd	73	5	5	10	41
E. Heiskala	127	13	11	24	294	A. Oates	14	3	7	10	6
M. Ragnarsson	113	9	15	24	90	J. McIlhargey	128	3	7	10	497
Z. Rinaldo	223	8	16	24	572	D. Terryshny	62	2	8	10	30
D. Kushner	82	10	13	23	213	D. Nachbaur	65	2	8	10	194
B. Radivojevic	88	9	14	23	80	D. Stanley	89	2	8	10	216
A. Conroy	114	9	14	23	156	J. Smith	77	1	9	10	86
T. Horacek	116	9	14	23	217	N. Dimitrakos	24	5	4	9	12
E. Gustafsson	91	6	17	23	24	M. Comrie	21	4	5	9	12
N. Zherdev	56	16	6	22	22	S. Kasper	37	4	5	9	12
D. Cherry	139	12	10	22	41	R. Paiement	43	4	5	9	74
G. Adams	39	7	15	22	113	A. Hall	91	4	5	9	23
A. Delmore	95	7	15	22	24	P. Guay	16	2	7	9	14
A. Picard	72	3	19	22	23	K. Stevens	23	2	7	9	18
H. Bennett	53	13	8	21	67	W. Hicks	32	2	7	9	6
K. Calder	59	9	12	21	36	C. McAllister	121	2	7	9	258
<b>J. Farabee</b>	<b>52</b>	<b>8</b>	<b>13</b>	<b>21</b>	<b>39</b>	M. Lamb	27	1	8	9	18
D. Evans	65	8	13	21	70	J. Finley	55	1	8	9	24
P. Nedved	49	6	15	21	54	O. Bartulis	66	1	8	9	32
M. Baron	83	10	10	20	86	F. Arthur	77	1	8	9	49
C. Schmutz	30	8	12	20	23	S. Daniels	56	5	3	8	237
T. Pitlick	63	8	12	20	12	G. Odjick	30	4	4	8	38
D. Seidenberg	92	6	14	20	26	M. York	34	4	4	8	8



# FLYERS ALL-TIME SCORING LIST

PLAYER	GP	G	A	PTS	PIM	PLAYER	GP	G	A	PTS	PIM
M. Rouse	40	3	5	8	42	D. Plante	12	1	2	3	4
M. Maneluk	14	2	6	8	12	E. Meloche	13	1	2	3	4
D. Michayluk	14	2	6	8	8	L. Mickey	14	1	2	3	8
T. Young	20	2	6	8	12	D. Schock	14	1	2	3	0
J. Bowen	73	2	6	8	99	J. Gratton	22	1	2	3	71
A. Burt	84	1	7	8	59	B. Root	24	1	2	3	16
C. Colaiacovo	33	2	6	8	10	K. Daniels	27	1	2	3	4
Ross Fitzpatrick	20	5	2	7	0	L. Wright	38	1	2	3	6
B. Corkum	28	4	3	7	8	I. Bryzgalov	40	0	3	3	0
M.A. Bourdon	45	4	3	7	52	U. Samuelsson	49	1	2	3	58
C. Foster	25	3	4	7	20	G. Meehan	12	0	3	3	4
E. Joyal	26	3	4	7	8	S. Sandelin	15	0	3	3	0
G. Hynes	37	3	4	7	16	J. Modry	19	0	3	3	8
H. Zolnierczyk	44	3	4	7	71	M. Petit	20	0	3	3	51
P. Varone	47	3	4	7	8	A. Brimmanis	21	0	3	3	12
<b>M. Frost</b>	<b>20</b>	<b>2</b>	<b>5</b>	<b>7</b>	<b>4</b>	R. Vopat	48	0	3	3	80
T. Leier	55	2	5	7	10	<b>B. Elliott</b>	<b>100</b>	<b>0</b>	<b>3</b>	<b>3</b>	<b>6</b>
G. Seabrooke	19	1	6	7	4	O. Lauridsen	16	2	1	3	44
G. Smyth	49	1	6	7	192	D. Biggs	11	2	0	2	8
T. Harris	70	1	6	7	48	C. McDonald	8	2	0	2	7
L. Kukkonen	95	1	6	7	56	Y. Dupre	35	2	0	2	16
R. Parent	102	1	6	7	36	J. Akeson	15	1	1	2	8
R. Cote	156	1	6	7	411	D. Gardner	2	1	1	2	0
G. Dionne	22	0	7	7	2	A. Brickley	3	1	1	2	0
L. Sbisla	39	0	7	7	36	M. Holan	8	1	1	2	4
R. Lyubimov	47	4	2	6	8	B. Collins	9	1	1	2	4
C. Darby	12	2	4	6	2	D. McAmmond	10	1	1	2	0
D. Babych	39	2	4	6	32	L. Keenan	14	1	1	2	2
M. Andersson	43	2	4	6	0	M. Vorobyev	15	1	1	2	2
R. Hartman	19	2	4	6	30	P. Crowe	16	1	1	2	28
D. Tolpeko	26	1	5	6	24	<b>C. Bunnaman</b>	<b>21</b>	<b>1</b>	<b>1</b>	<b>2</b>	<b>2</b>
J. Sacco	34	1	5	6	20	M. Eaton	27	1	1	2	8
B. Gervais	37	1	5	6	10	L. Krajicek	27	1	1	2	14
D. Fenyyes	58	1	5	6	32	C. Winnes	4	0	2	2	0
A. Lilja	50	0	6	6	34	M. Byers	5	0	2	2	0
B. Froese	144	0	6	6	22	J. Slaney	5	0	2	2	0
S. Mason	231	0	6	6	14	B. Berglund	7	0	2	2	4
J. Montgomery	13	2	3	5	15	L. Jonsson	8	0	2	2	6
T. Warriner	13	2	3	5	6	J. Stevens	9	0	2	2	14
D. Markov	34	2	3	5	58	N. Guenin	12	0	2	2	6
M. Vorobyev	35	2	3	5	8	Z. Zalapski	12	0	2	2	6
J. Shelley	89	2	3	5	191	D. Snuggerud	14	0	2	2	0
D. Grant	7	1	4	5	2	O-K. Tollefsen	18	0	2	2	23
M. Picard	7	1	4	5	0	B. Kane	23	0	2	2	35
J. Kalinski	22	1	4	5	0	C. Folin	26	0	2	2	16
M. Timander	34	1	4	5	19	D. Richter	50	0	2	2	138
P. Lawless	8	0	5	5	0	T. Soderstrom	78	0	2	2	4
M. Stankiewicz	19	0	5	5	25	R. St. Croix	82	0	2	2	2
P. Thoresen	21	0	5	5	8	M. Neuvirth	89	0	2	2	4
W. Brossart	47	0	5	5	12	J. Vanbiesbrouck	112	0	2	2	18
R. MacSweyn	47	0	5	5	10	B. Boucher	140	0	2	2	12
R. Zettler	65	0	5	5	103	A. Niittymaki	161	0	2	2	4
R. Esche	128	0	5	5	43	P. Straka	3	0	2	2	0
M. Biron	133	0	5	5	8	D. Gillen	1	1	0	1	0
P. Lindbergh	157	0	5	5	10	T. Hlushko	2	1	0	1	0
D. Callander	18	3	1	4	5	W. Walz	2	1	0	1	0
P. Murray	25	3	1	4	15	B. Sirosi	4	1	0	1	4
L. Barrie	9	2	2	4	9	T. White	4	1	0	1	0
D. Syvret	27	2	2	4	14	T. Divisek	5	1	0	1	0
M. Pyorala	36	2	2	4	10	K. Maguire	5	1	0	1	6
B. Wilkie	10	1	3	4	8	P. Hubacek	6	1	0	1	2
C. Knight	23	1	3	4	0	<b>D. Kase</b>	<b>6</b>	<b>1</b>	<b>0</b>	<b>1</b>	<b>0</b>
P. Plante	26	1	3	4	15	D. Lucas	6	1	0	1	0
R. Bailey	27	1	3	4	78	T. Kallio	7	1	0	1	2
T. Stevenson	31	1	3	4	45	B. Gordon	13	1	0	1	2
P. J. Stock	31	1	3	4	78	<b>C. Twarynski</b>	<b>15</b>	<b>1</b>	<b>0</b>	<b>1</b>	<b>4</b>
S. Malgunas	71	1	3	4	90	C. Joseph	17	1	0	1	21
S. Antoski	89	1	3	4	265	D. Rumble	18	1	0	1	4
A. Stratton	12	0	4	4	4	A. Secord	20	1	0	1	38
J. Timonen	14	0	4	4	6	B. H. Armstrong	1	0	1	1	0
M. LaForest	38	0	4	4	12	R. Bast	2	0	1	1	0
D. Gauthier	60	0	4	4	82	D. Patterson	3	0	1	1	0
K. Wregget	107	0	4	4	18	K. Newbury	4	0	1	1	7
D. Roussel	139	0	4	4	23	M. Suzor	4	0	1	1	4
P. Peeters	179	0	4	4	77	R. Moore	5	0	1	1	0
D. Favell	215	0	4	4	86	N. Baumgartner	6	0	1	1	21
R. Romaniuk	17	3	0	3	17	V. Malakhov	6	0	1	1	2
J. Rosehill	45	3	0	3	154	M. Ellison	7	0	1	1	2
D. Laliberte	11	2	1	3	6	<b>M. Friedman</b>	<b>7</b>	<b>0</b>	<b>1</b>	<b>1</b>	<b>2</b>
O. Lauridsen	15	2	1	3	34	R. Ready	7	0	1	1	0
A. Savage	16	2	1	3	4	N. Thompson	7	0	1	1	9
C. Jensen	21	2	1	3	2	T. Grant	8	0	1	1	10
T. Sestito	21	2	1	3	95	G. Inness	8	0	1	1	0
S. Cronin	35	2	1	3	37	K. Law	9	0	1	1	4
G. Roberts	11	1	2	3	15	B. Tibbetts	9	0	1	1	69



# FLYERS ALL-TIME SCORING LIST

PLAYER	GP	G	A	PTS	PIM	PLAYER	GP	G	A	PTS	PIM
J. Bailey	11	0	1	1	2	P. Healey	6	0	0	0	12
M. Stothers	12	0	1	1	23	S. Lajeunesse	6	0	0	0	2
A. Kovalenko	13	0	1	1	2	W. Young	6	0	0	0	0
<b>A. Andreoff</b>	<b>14</b>	<b>0</b>	<b>1</b>	<b>1</b>	<b>2</b>	D. Hamel	7	0	0	0	0
S. Smith	14	0	1	1	15	B. Holmstrom	7	0	0	0	7
R. Ramage	15	0	1	1	14	R. Park	7	0	0	0	0
S. Beauregard	16	0	1	1	0	J. Boulerice	8	0	0	0	34
C. Stewart	16	0	1	1	21	M. Walker	8	0	0	0	20
P. Kubina	17	0	1	1	15	P. Kavanagh	8	0	0	0	2
K. Huskins	19	0	1	1	4	M. Alt	9	0	0	0	2
Rory Fitzpatrick	19	0	1	1	11	B. Hoffer	9	0	0	0	2
M. Belhumeur	23	0	1	1	2	<b>S. Morin</b>	<b>9</b>	<b>0</b>	<b>0</b>	<b>0</b>	<b>8</b>
D. Jensen	30	0	1	1	2	N. Boynton	10	0	0	0	4
M. Leighton	39	0	1	1	0	R. Zepp	10	0	0	0	0
B. Taylor	44	0	1	1	16	J. Paterson	11	0	0	0	43
R. Emery	88	0	1	1	37	C. Pickard	11	0	0	0	2
G. Snow	90	0	1	1	66	T. Goulbourne	11	0	0	0	2
R. Cechmanek	163	0	1	1	22	L. Brown	12	0	0	0	0
W. Stephenson	165	0	1	1	17	D. Printz	13	0	0	0	4
S. Anderson	1	0	0	0	0	B. St. Jacques	13	0	0	0	4
J. Backlund	1	0	0	0	0	J. Ross	13	0	0	0	2
D. Carruthers	1	0	0	0	0	D. Reid	14	0	0	0	18
J. Cunningham	1	0	0	0	2	J. Hanna	15	0	0	0	0
M. D'Amour	1	0	0	0	0	J. Harding	15	0	0	0	47
R. Drolet	1	0	0	0	0	<b>A. Lyon</b>	<b>16</b>	<b>0</b>	<b>0</b>	<b>0</b>	<b>0</b>
J. Duchesne	1	0	0	0	0	G. Lefebvre	17	0	0	0	4
J. Fritsch	1	0	0	0	0	P. Mrazek	17	0	0	0	0
J. Gillis	1	0	0	0	0	A. Stolarz	19	0	0	0	0
C. Heeter	1	0	0	0	0	G. Resch	22	0	0	0	0
M. Houle	1	0	0	0	0	N. Fotiu	23	0	0	0	40
M. McKenna	1	0	0	0	0	B. Myhres	23	0	0	0	169
C. Mokusak	1	0	0	0	5	S. Burke	26	0	0	0	0
J. Mrazek	1	0	0	0	0	R. Holt	26	0	0	0	74
G. Mulvenna	1	0	0	0	2	J. Hackett	27	0	0	0	0
Mike Murray	1	0	0	0	0	C. Hart	31	0	0	0	0
J. Oduya	1	0	0	0	0	B. Gamble	35	0	0	0	2
W. O'Neill	1	0	0	0	0	P. Myre	57	0	0	0	37
R. Osburn	1	0	0	0	0	<b>C. Hart</b>	<b>74</b>	<b>0</b>	<b>0</b>	<b>0</b>	<b>0</b>
J-M Pelletier	1	0	0	0	0						
R. Pelletier	1	0	0	0	0						
M. Peluso	1	0	0	0	0						
V. Pletka	1	0	0	0	0						
N. Raduns	1	0	0	0	0						
B. Ritchie	1	0	0	0	0						
M. Siklenka	1	0	0	0	0						
R. Simpson	1	0	0	0	0						
J. Skalde	1	0	0	0	2						
W. Skolney	1	0	0	0	2						
D. Sloane	1	0	0	0	0						
B. Wesenberg	1	0	0	0	5						
D. Wilson	1	0	0	0	0						
K. Wright	1	0	0	0	0						
M. Boland	2	0	0	0	0						
D. Ederstrand	2	0	0	0	0						
K. Greentree	2	0	0	0	0						
M. Konan	2	0	0	0	0						
F. Kucera	2	0	0	0	2						
J. Lank	2	0	0	0	2						
M. Larocque	2	0	0	0	0						
N. Little	2	0	0	0	10						
I. MacNeil	2	0	0	0	0						
M. Ouellet	2	0	0	0	0						
S. Sabol	2	0	0	0	0						
G. Swarbrick	2	0	0	0	0						
B. Tiley	2	0	0	0	0						
T. Tookey	2	0	0	0	0						
M. Vecchione	2	0	0	0	0						
C. Vilgrain	2	0	0	0	0						
G. Williams	2	0	0	0	0						
J. Zent	2	0	0	0	0						
M. Cullen	3	0	0	0	0						
M. Grenier	3	0	0	0	0						
M. Lamoureux	3	0	0	0	0						
C. Fisher	4	0	0	0	6						
J. Wright	4	0	0	0	4						
B. Jones	4	0	0	0	2						
F. Chabot	4	0	0	0	0						
J. Mair	4	0	0	0	0						
D. Martel	4	0	0	0	0						
D. McLeod	4	0	0	0	0						
<b>G. Rubtsov</b>	<b>4</b>	<b>0</b>	<b>0</b>	<b>0</b>	<b>0</b>						
C. Talbot	4	0	0	0	0						
S. Washburn	4	0	0	0	0						
A. MacAdam	5	0	0	0	0						
H. Gill	6	0	0	0	2						



# FLYERS ALL-TIME GOALTENDING LIST

PLAYER	GP	MINS	GA	SO	GAA	W	L	OT
Marc D'Amour	1	19	0	0	0.00	0	0	0
Robbie Moore	5	237	7	2	1.77	3	0	1
Roman Cechmanek	163	9384	306	20	1.96	92	43	22
Anthony Stolarz	7	376	13	1	2.07	2	1	1
Gary Inness	8	330	12	0	2.18	3	0	2
John Vanbiesbrouck	112	6662	243	9	2.19	52	33	24
Maxime Ouellet	2	76	3	0	2.37	0	1	0
Jeff Hackett	27	1630	65	3	2.39	10	10	6
Bernie Parent	486	28276	1141	50	2.42	232	141	104
Steve Mason	231	13124	540	14	2.47	104	78	36
Brian Boucher	174	9574	399	8	2.50	73	68	19
Sean Burke	26	1457	62	2	2.55	13	8	2
<b>Carter Hart</b>	<b>74</b>	<b>4073</b>	<b>176</b>	<b>1</b>	<b>2.59</b>	<b>40</b>	<b>26</b>	<b>4</b>
Garth Snow	90	4972	215	3	2.59	40	25	16
Ilya Bryzgalov	99	5713	248	7	2.60	52	33	10
Robert Esche	128	7106	314	7	2.65	60	40	16
Michal Neuvirth	89	4594	204	4	2.66	39	30	9
Martin Biron	133	7651	346	7	2.71	65	47	16
Sergei Bobrovsky	83	4567	208	0	2.73	42	23	10
Bob Froese	144	8101	370	12	2.74	92	29	12
Michael Leighton	33	1763	81	1	2.76	19	8	2
Wayne Stephenson	165	9192	424	10	2.77	93	35	22
Doug Favell	215	12053	559	16	2.78	76	87	37
<b>Brian Elliott</b>	<b>100</b>	<b>5593</b>	<b>261</b>	<b>4</b>	<b>2.80</b>	<b>50</b>	<b>29</b>	<b>12</b>
Anthony Stolarz	19	1006	48	2	2.86	6	4	4
Ray Emery	88	4652	223	5	2.88	35	34	10
Rob Zepp	10	519	25	0	2.89	5	2	0
Ron Hextall	489	28181	1367	18	2.91	240	172	58
Glenn Resch	22	1054	52	0	2.96	7	7	2
Dunc Wilson	1	60	3	0	3.00	0	1	0
Johan Backlund	1	40	2	0	3.00	0	1	0
Antero Niittymaki	161	9042	454	4	3.01	62	61	23
Bruce Gamble	35	1846	95	2	3.09	10	14	4
<b>Alex Lyon</b>	<b>16</b>	<b>686</b>	<b>36</b>	<b>0</b>	<b>3.15</b>	<b>5</b>	<b>4</b>	<b>1</b>
Dominic Roussel	139	7507	398	5	3.18	62	49	14
Pete Peeters	179	9987	532	5	3.20	85	57	20
Petr Mrazek	17	913	49	1	3.22	6	6	3
Michel Belhumeur	23	1117	60	0	3.22	9	7	3
Rick St. Croix	82	4808	259	2	3.23	38	26	16
Pelle Lindbergh	157	9150	503	7	3.30	87	49	15
Jeremy Duchesne	1	17	1	0	3.53	0	0	0
Ken Wregget	107	5834	345	0	3.55	42	47	9
Bruce Hoffer	9	368	22	0	3.59	4	0	3
Tommy Soderstrom	78	4248	259	7	3.66	26	35	10
Cam Talbot	4	211	13	0	3.70	1	2	0
Phil Myre	57	3267	202	0	3.71	24	12	19
Wendell Young	6	320	20	0	3.75	3	2	0
Darren Jensen	30	1496	95	2	3.81	15	10	1
Neil Little	2	93	6	0	3.87	0	2	0
Mark LaForest	38	1905	124	1	3.91	10	16	4
Michel Larocque	2	120	8	0	4.00	0	1	1
Calvin Pickard	11	464	31	1	4.01	4	2	2
Bobby Taylor	44	2190	148	0	4.05	15	16	6
Mike McKenna	1	57	4	0	4.22	0	1	0
Frederic Chabot	4	70	5	0	4.29	0	1	1
Stephane Beauregard	16	802	59	0	4.41	3	9	0
Don McLeod	4	181	14	0	4.64	0	3	1
Cal Heeter	1	64	5	0	4.69	0	0	1
Jean-Marc Pelletier	1	60	5	0	5.00	0	1	0
Jerome Mrazek	1	6	1	0	10.00	0	0	0
Martin Houle	1	2	1	0	30.00	0	0	0

## BACKUP GOALIES WHO HAVEN'T PLAYED

PLAYER	GAMES	PLAYER	GAMES	PLAYER	GAMES
Jamie Storr	21	Mike Bloski	4	Bob Sneddon	1
Scott Munroe	12	Mike Greenlay	2	Les Kuntar	1
Norm Foster	6	Peter Sternig	2	Dennis Roy	1
Gil Hudon	6	Carter Hutton	1	Dave Settlemyre	1
Jason Bacashihua	5	Fern Rivard	1	Eric Semborski	1
Sebastien Caron	5	Russ Gillow	1		





# FLYERS ALL-TIME LISTS

## BY SCORING CATEGORY/POSITION

PLAYER	GOALS	PLAYER	ASSISTS	PLAYER	POINTS
Bill Barber	420	Bobby Clarke	852	Bobby Clarke	1210
Brian Propp	369	<b>Claude Giroux</b>	<b>558</b>	Bill Barber	883
Tim Kerr	363	Brian Propp	480	Brian Propp	849
Bobby Clarke	358	Bill Barber	463	<b>Claude Giroux</b>	<b>815</b>
John LeClair	333	Mark Recchi	395	Rick MacLeish	697
Rick MacLeish	328	<b>Jakub Voracek</b>	<b>393</b>	Eric Lindros	659
Reggie Leach	306	Eric Lindros	369	Tim Kerr	650
Eric Lindros	290	Rick MacLeish	369	John LeClair	643
Simon Gagne	264	Mark Brind'Amour	366	Mark Recchi	627
<b>Claude Giroux</b>	<b>257</b>	Mark Howe	342	Rod Brind'Amour	601

PLAYER	GAMES	PLAYER	PIM	DEFENSEMEN	G	A	PTS
Bobby Clarke	1144	Rick Tocchet	1817	Mark Howe	138	342	480
Bill Barber	903	Paul Holmgren	1600	Eric Desjardins	93	303	396
<b>Claude Giroux</b>	<b>889</b>	Andre Dupont	1505	Kimmo Timonen	38	232	270
Brian Propp	790	Bobby Clarke	1453	Tom Bladon	67	163	230
Chris Therien	753	Dave Schultz	1386	Behn Wilson	59	155	214
Joe Watson	746	Dave Brown	1382	<b>Shayne Gostisbehere</b>	<b>51</b>	<b>148</b>	<b>199</b>
Bob Kelly	741	Bob Kelly	1285	Joe Watson	36	162	198
Rick MacLeish	741	Gary Dornhoefer	1256	Bob Dailey	56	138	194
Eric Desjardins	738	Craig Berube	1138	Doug Crossman	35	158	193
Gary Dornhoefer	725	Glen Cochrane	1110	Brad McCrimmon	35	152	187

LEFT WINGS	G	A	PTS	CENTERS	G	A	PTS	RIGHT WINGS	G	A	PTS
Bill Barber	420	463	883	Bobby Clarke	358	852	1210	Tim Kerr	363	287	650
Brian Propp	369	480	849	<b>Claude Giroux</b>	<b>257</b>	<b>558</b>	<b>815</b>	Mark Recchi	232	395	627
John LeClair	333	310	643	Rick MacLeish	328	369	697	<b>Jakub Voracek</b>	<b>168</b>	<b>393</b>	<b>561</b>
Simon Gagne	264	271	535	Eric Lindros	290	369	659	Gary Dornhoefer	202	316	518
Murray Craven	152	272	424	Rod Brind'Amour	235	366	601	Reggie Leach	306	208	514
Scott Hartnell	157	169	326	Pelle Eklund	118	334	452	Rick Tocchet	232	276	508
Ross Lonsberry	144	170	314	<b>Sean Couturier</b>	<b>156</b>	<b>246</b>	<b>402</b>	Ilkka Sinisalo	199	210	409
Bob Kelly	128	168	296	Dave Poulin	161	233	394	Wayne Simmonds	203	175	378
<b>James van Riemsdyk</b>	<b>93</b>	<b>94</b>	<b>187</b>	Ron Sutter	137	223	360	Paul Holmgren	138	171	309
Derrick Smith	80	87	167	Michael Richards	133	216	349	Mikael Renberg	128	168	296

POWER PLAY	GOALS	SHORTHANDED	GOALS	HAT TRICK	TIMES
Tim Kerr	144	Bobby Clarke	32	Tim Kerr	17
Bill Barber	104	Bill Barber	31	Rick MacLeish	12
Brian Propp	103	Dave Poulin	27	John LeClair	11
John LeClair	102	Mark Howe	24	Eric Lindros	11
Bobby Clarke	99	Michael Richards	23	Brian Propp	8
Rick MacLeish	98	Rick MacLeish	21	Rick Tocchet	8
Wayne Simmonds	91	Brian Propp	20	Reggie Leach	7
Eric Lindros	82	Rod Brind'Amour	18	Bill Barber	6
<b>Claude Giroux</b>	<b>80</b>	Jeff Carter	12	Bobby Clarke	5
Reggie Leach	79	Simon Gagne	11	Kevin Dineen	5
		Don Saleski	11	Dave Poulin	5
		Ilkka Sinasalo	11		

GOALTENDERS			AVERAGE		
GAMES		SHUTOUTS	GAA (50+ GAMES)		WINS
Ron Hextall	489	Bernie Parent	50	Roman Cechmanek	1.96
Bernie Parent	486	Roman Cechmanek	20	John Vanbiesbrouck	2.19
Steve Mason	231	Ron Hextall	18	Bernie Parent	2.43
Doug Favell	215	Doug Favell	16	Steve Mason	2.47
Pete Peeters	179	Steve Mason	14	Brian Boucher	2.50
Brian Boucher	174	Bob Froese	12	<b>Carter Hart</b>	<b>2.59</b>
Wayne Stephenson	165	Wayne Stephenson	10	Garth Snow	2.59
					Ron Hextall 240
					Bernie Parent 232
					Steve Mason 104
					Wayne Stephenson 93
					Roman Cechmanek 92
					Bob Froese 92
					Pelle Lindbergh 87



# FLYERS ALL-TIME REGULAR SEASON STREAKS

## LONGEST...

### WIN STREAKS

13 Games	Oct. 19, 1985 through Nov. 17, 1985
11 Games	March 5, 1985 through March 24, 1985
10 Games	Nov. 27, 2016 through Dec. 14, 2016
10 Games	Dec. 22, 1982 through Jan. 13, 1983
9 Games	Oct. 25, 1979 through Nov. 15, 1979
9 Games	April 2, 1995 through April 22, 1995
9 Games	Feb. 18, 2020 through March 7, 2020

### WIN STREAKS AT HOME

20 Games	Jan. 4, 1976 through April 3, 1976
14 Games	Feb. 10, 1985 through April 4, 1985
11 Games	Feb. 13, 1975 through March 30, 1975
11 Games	Nov. 28, 1976 through Jan. 16, 1977
11 Games	Oct. 19, 1985 through Nov. 27, 1985
11 Games	Oct. 27, 2003 through Dec. 5, 2003

### WIN STREAKS ON THE ROAD

8 Games	Dec. 22, 1982 through Jan. 16, 1983
7 Games	Oct. 12, 1985 through Nov. 16, 1985
7 Games	Feb. 6, 2018 through Feb. 26, 2018
6 Games	Jan. 22, 1980 through Feb. 9, 1980
6 Games	March 5, 1985 through March 23, 1985
6 Games	Jan. 2, 2003 through Jan. 21, 2003
6 Games	Dec. 13, 2003 through Dec. 29, 2005
6 Games	Jan. 5, 2008 through Feb. 5, 2008

### LOSING STREAKS

9 Games	Dec. 8, 2006 through Dec. 27, 2006
7 Games	Jan. 4, 2007 through Jan. 18, 2007
6 Games	March 25, 1970 through April 4, 1970
6 Games	Dec. 5, 1992 through Dec. 17, 1992
6 Games	Jan. 25, 1994 through Feb. 5, 1994
6 Games	Nov. 24, 2014 through Dec. 3, 2014

### LOSING STREAKS AT HOME

8 Games	Dec. 9, 2006 through Jan. 27, 2007
6 Games	Nov. 11, 2017 through Dec. 2, 2017
5 Games	Jan. 30, 1969 through Dec. 15, 1969
5 Games	Dec. 19, 1989 through Jan. 23, 1990
5 Games	Feb. 6, 2008 through Feb. 21, 2008
4 Games	4 times

### LOSING STREAKS ON THE ROAD

9 Games	Dec. 15, 2016 through Jan. 15, 2017
9 Games	Oct. 30, 2014 through Dec. 3, 2014
9 Games	Feb. 24, 2015 through March 21, 2015
8 Games	Oct. 25, 1972 through Nov. 26, 1972
8 Games	March 3, 1988 through March 29, 1988
7 Games	Dec. 28, 1991 through Jan. 25, 1992
6 Games	8 times

### TIE STREAKS

4 Games	Jan. 2, 1969 through Jan. 8, 1969
4 Games	Dec. 8, 1991 through Dec. 15, 1991
3 Games	Feb. 27, 1969 through March 2, 1969
3 Games	Oct. 23, 1969 through Oct. 30, 1969
3 Games	March 1, 1970 through March 7, 1970
3 Games	Jan. 20, 1971 through Jan. 23, 1971
3 Games	Jan. 18, 1979 through Jan. 21, 1979
3 Games	Dec. 1, 1979 through Dec. 4, 1979
3 Games	Dec. 17, 1983 through Dec. 21, 1983
3 Games	Jan. 4, 1996 through Jan. 11, 1996
3 Games	March 6, 1999 through March 9, 1999
3 Games	Nov. 13, 2002 through Nov. 16, 2002

### TIE STREAKS AT HOME

4 Games	Oct. 19, 1969 through Oct. 30, 1969
3 Games	Jan. 11, 1979 through Jan. 18, 1979
3 Games	Dec. 8, 1991 through Dec. 14, 1991
3 Games	Nov. 13, 2002 through Nov. 21, 2002

### TIE STREAKS ON THE ROAD

4 Games	March 1, 1969 through March 15, 1969
3 Games	Dec. 27, 1968 through Jan. 8, 1969
3 Games	Feb. 21, 1976 through Feb. 28, 1976
3 Games	Nov. 24, 1979 through Dec. 16, 1979
3 Games	Dec. 12, 2000 through Dec. 19, 2000

### UNDEFEATED STREAKS

35 Games	Oct. 14, 1979 through Jan. 6, 1980 (25-0-10)
23 Games	Jan. 29, 1976 through March 18, 1976 (17-0-6)
20 Games	Nov. 16, 1976 through Jan. 1, 1977 (15-0-5)
17 Games	Nov. 30, 1996 through Jan. 7, 1997 (14-0-3)
15 Games	Dec. 12, 1998 through Jan. 13, 1999 (10-0-5)

### UNDEFEATED STREAKS AT HOME

26 Games	Oct. 11, 1979 through Feb. 3, 1980 (19-0-7)
21 Games	Oct. 17, 1976 through Jan. 16, 1977 (20-0-1)
20 Games	Jan. 4, 1976 through April 3, 1976 (20-0-0)
16 Games	Oct. 19, 1980 through Dec. 18, 1980 (14-0-2)
15 Games	Feb. 7, 1985 through April 4, 1985 (14-0-1)
15 Games	Oct. 28, 1999 through Jan. 8, 2000 (12-0-3)

### UNDEFEATED STREAKS ON THE ROAD

16 Games	Oct. 20, 1979 through Jan. 6, 1980 (11-0-5)
12 Games	Nov. 30, 1996 through Jan. 29, 1997 (8-0-4)
11 Games	Jan. 29, 1976 through March 16, 1976 (5-0-6)
10 Games	Nov. 26, 1976 through Jan. 1, 1977 (6-0-4)
10 Games	Feb. 26, 1977 through April 3, 1977 (6-0-4)
10 Games	Dec. 8, 1998 through Jan. 18, 1999 (7-0-3)

### WINLESS STREAKS

12 Games	Feb. 24, 1999 through March 16, 1999 (0-8-4)
11 Games	Nov. 21, 1968 through Dec. 14, 1968 (0-9-2)
11 Games	Dec. 10, 1970 through Jan. 3, 1971 (0-9-2)
10 Games	Nov. 11, 2017 through Dec. 2, 2017
10 Games	Dec. 31, 1989 through Jan. 23, 1990 (0-7-3)
10 Games	Dec. 2, 2006 through Dec. 27, 2006 (0-9-1)
10 Games	Feb. 6, 2008 through Feb. 23, 2008 (0-8-2)

### WINLESS STREAKS AT HOME

13 Games	Nov. 29, 2006 through Feb. 8, 2007 (0-9-4)
8 Games	Dec. 19, 1968 through Jan. 18, 1969 (0-4-4)
8 Games	Nov. 17, 1991 through Dec. 14, 1991 (0-4-4)
7 Games	Dec. 2, 1990 through Jan. 13, 1991 (0-4-3)
6 Games	Nov. 21, 1968 through Dec. 12, 1968 (0-5-1)
6 Games	Nov. 7, 2002 through Dec. 2, 2002 (0-2-3-1)
6 Games	Nov. 2, 2006 through Nov. 22, 2006 (0-4-2)
6 Games	Feb. 6, 2008 through Feb. 23, 2008 (0-5-1)
6 Games	Mar. 12, 2011 through Apr. 3, 2011 (0-2-4)

### WINLESS STREAKS ON THE ROAD

19 Games	Oct. 23, 1971 through Jan. 27, 1972 (0-15-4)
15 Games	Jan. 15, 1969 through March 16, 1969 (0-7-8)
11 Games	Oct. 20, 1972 through Dec. 13, 1972 (0-9-2)
10 Games	Jan. 19, 1982 through Feb. 24, 1982 (0-7-3)
10 Games	Dec. 27, 1991 through Feb. 4, 1992 (0-8-2)



# FLYERS ALL-TIME REGULAR SEASON RECORDS

## TEAM RECORDS: SEASON

### MOST...

ASSISTS – 632 (1985-86)

GOALS – 350 (1983-84)

SCORING POINTS – 970 (1985-86)

GAMES PAST REGULATION – 26 (2014-15)

GOALS AT HOME – 205 (1975-76)

GOALS ON ROAD – 167 (1983-84)

GOALS AGAINST – 319 (1992-93)

LOSSES – 48 (2006-07)

LOSSES AT HOME – 24 (2006-07)

LOSSES ON ROAD – 26 (1991-92)

PENALTY MINUTES – 2,621 (1980-81)

PLAYERS USED – 49 (2006-07)

POINTS IN STANDINGS – 118 (1975-76)

POINTS IN STANDINGS AT HOME – 74 (1975-76)

POINTS IN STANDINGS ON ROAD – 55 (2002-03, 2010-11)

POWER PLAY GOALS – 98 (1988-89)

SHORTHANDED GOALS – 22 (1986-87)

SHORTHANDED GOALS AGAINST – 16 (1990-91)

SHUTOUTS – 13 (1974-75)

SHUTOUTS AT HOME – 11 (1974-75)

SHUTOUTS ON ROAD – 5 (1982-83)

SHUTOUTS AGAINST – 10 (1968-69)

SHUTOUTS AGAINST AT HOME – 7 (1968-69)

SHUTOUTS AGAINST ON ROAD – 5 (2006-07)

TIES\* – 24 (1969-70)

TIES AT HOME\*\* – 13 (1969-70)

TIES ON ROAD\* – 15 (1976-77)

WINS – 53 (1984-85; 1985-86)

WINS AT HOME\*\* – 36 (1975-76)

WINS ON ROAD – 25 (2010-11, 2011-12)

### FEWEST...

ASSISTS – 290 (1967-68)

GOALS – 173 (1967-68)

GOALS AT HOME – 92 (1968-69)

GOALS ON ROAD – 77 (1967-68)

GOALS AGAINST – 164 (1973-74)

GOALS AGAINST AT HOME – 61 (1974-75)

GOALS AGAINST ON ROAD – 89 (1973-74)

LOSSES – 12 (1979-80)

LOSSES AT HOME – 2 (1975-76)

LOSSES ON ROAD – 7 (1979-80)

PENALTY MINUTES – 679 (2017-18)

POINTS IN STANDINGS – 56 (2006-07)

POINTS IN STANDINGS AT HOME – 27 (2006-07)

POINTS IN STANDINGS ON ROAD – 21 (1971-72)

POWER PLAY GOALS – 33 (1967-68)

POWER PLAY GOALS AGAINST – 40 (2001-02)

SCORING POINTS – 463 (1967-68)

SHORTHANDED GOALS – 2 (1990-91)

SHUTOUTS – 0 (1981-82; 1988-89)

SHUTOUTS AT HOME – 0 (1979-80; 1981-82; 1988-89)

SHUTOUTS AGAINST – 1 (8 times)

TIES – 4 (1985-86)

TIES AT HOME – 1 (1976-77; 1985-86)

TIES ON ROAD – 3 (1984-85; 1985-86; 1987-88)

WINS – 17 (1969-70)

WINS AT HOME – 10 (2006-07)

WINS ON ROAD – 6 (1968-69; 1969-70)

\*Franchise season records in the "fewest" category do not include the 48-game seasons in 1994-95 and 2012-13 or the 69-game season in 2019-20.

## TEAM RECORDS: GAME

### MOST...

ASSISTS – 22

- vs. Detroit, February 2, 1974
- vs. Pittsburgh, March 22, 1984

DECISIVE WIN – 11-0; 13-2

- vs. Pittsburgh, October 20, 1977
- vs. Vancouver, October 18, 1984

DECISIVE WIN AT HOME – 11-0; 13-2

- vs. Pittsburgh, October 20, 1977
- vs. Vancouver, October 18, 1984

DECISIVE WIN ON ROAD – 10-2; 8-0

- at Los Angeles, December 29, 1992
- at Vancouver, December 31, 1997

DECISIVE SHUTOUT WIN – 11-0

- vs. Pittsburgh, October 20, 1977

DECISIVE SHUTOUT WIN AT HOME – 11-0

- vs. Pittsburgh, October 20, 1977

DECISIVE SHUTOUT WIN ON ROAD – 8-0

- at Vancouver, December 31, 1997

DECISIVE LOSS – 12-0

- vs. Chicago, January 30, 1969

DECISIVE LOSS AT HOME – 12-0

- vs. Chicago, January 30, 1969

DECISIVE LOSS ON ROAD – 11-2

- at Montreal, October 27, 1981

DECISIVE SHUTOUT LOSS – 12-0

- vs. Chicago, January 30, 1969

DECISIVE SHUTOUT LOSS AT HOME – 12-0

- vs. Chicago, January 30, 1969

DECISIVE SHUTOUT LOSS ON ROAD – 8-0

- at St. Louis, November 1, 1969
- at Dallas, January 6, 1994

GOALS – 13

- vs. Pittsburgh, March 22, 1984
- vs. Vancouver, October 18, 1984

GOALS AT HOME – 13

- vs. Pittsburgh, March 22, 1984
- vs. Vancouver, October 18, 1984

GOALS ON ROAD – 11

- at Detroit, February 23, 1988

GOALS BOTH TEAMS – 17

- vs. Calgary, (FLYERS 9/Calgary 8), February 27, 1982
- vs. Pittsburgh, (FLYERS 13/Pittsburgh 4), March 22, 1984
- vs. Detroit (FLYERS 11/Detroit 6), February 23, 1988
- vs. Winnipeg (Winnipeg 9/FLYERS 8), October 27, 2011

GOALS AGAINST – 12

- vs. Chicago, January 30, 1969

GOALS AGAINST AT HOME – 12

- vs. Chicago, January 30, 1969

GOALS AGAINST ON ROAD – 11

- at Montreal, October 27, 1981
- at Pittsburgh, November 16, 1993

PENALTY MINUTES\* – 213

- vs. Ottawa, March 5, 2004

PENALTY MINUTES BY OPPONENT – 206

- vs. Ottawa, March 5, 2004

PENALTY MINUTES BY BOTH TEAMS\* – 419

- vs. Ottawa, March 5, 2004

POWER PLAY GOALS – 6

- vs. California, January 9, 1972
- at Minnesota, October 13, 1988

POWER PLAY GOALS AGAINST – 6

- vs. Colorado, February 19, 1980

SCORING POINTS – 35

- vs. Pittsburgh, March 22, 1984

SHORTHANDED GOALS – 3

- vs. Washington, December 15, 1983
- vs. Calgary, January 13, 1985
- at NY Islanders, April 2, 1996

SHORTHANDED GOALS AGAINST – 3

- at Detroit, February 11, 1994
- vs. Calgary, January 13, 1985
- at NY Islanders, April 2, 1996

SHOTS ON GOAL – 62

- vs. Washington, April 1, 1976

SHOTS ON GOAL AT HOME – 62

- vs. Washington, April 1, 1976



# FLYERS ALL-TIME REGULAR SEASON RECORDS

## SHOTS ON GOAL ON ROAD – 55

- at Boston, March 1, 2007
- at Winnipeg, February 21, 2012
- at Anaheim, January 1, 2017

## SHOTS ON GOAL BOTH TEAMS – 95

- vs. NY Rangers (FLYERS 51/Rangers 44), February 13, 1976
- vs. Hartford (FLYERS 51/Hartford 44), March 21, 1982

## SHOTS AGAINST – 56

- at Toronto, January 5, 2008

## SHOTS AGAINST AT HOME – 52

- vs. Minnesota, February 3, 1990

## SHOTS AGAINST ON ROAD – 56

- at Toronto, January 5, 2008

## FEWEST...

### PENALTY MINUTES\*\* – 0

- vs. St. Louis, March 18, 1979
- vs. Phoenix, November 26, 2000
- vs. NY Rangers, February 20, 2011
- at Toronto, November 24, 2018
- vs. Los Angeles, February 7, 2019
- vs. Montreal, November 7, 2019
- vs. Carolina, March 5, 2020

### PENALTY MINUTES BY OPPONENT\*\* – 0

- 6 times

### PENALTY MINUTES, BOTH TEAMS – 0

- vs. Toronto (FLYERS 0/Toronto 0), November 24, 2018

## SHOTS ON GOAL – 13

- at Washington, December 11, 1990
- at Los Angeles, February 1, 2014

## SHOTS ON GOAL AT HOME – 14

- vs. Boston, January 28, 1995

## SHOTS ON GOAL ON ROAD – 13

- at Washington, December 11, 1990
- at Los Angeles, February 1, 2014

## SHOTS ON GOAL, WIN – 13

- at Los Angeles, February 1, 2014

## SHOTS ON GOAL, LOSS – 13

- vs. Washington, December 11, 1990

## SHOTS ON GOAL BOTH TEAMS – 28

- at Montreal (FLYERS 15/Montreal 13), December 7, 2009

## SHOTS AGAINST – 7

- vs. Washington, February 12, 1978

## SHOTS AGAINST ON ROAD – 13

- at Toronto, March 23, 1996
- at Washington, January 25, 2004
- at Montreal, December 7, 2009

## FASTEST...

### OPENING GOAL – 8 SECONDS

- vs. Edmonton, Tim Kerr, 0:08 of 1st period, March 7, 1989

### OPENING GOAL AGAINST – 9 SECONDS

- vs. NYR, Ron Duguay, 0:09 of 1st period, April 6, 1980
- vs. Detroit, Dwight Foster, 0:09 of 1st period, December 16, 1982

### OPENING TWO GOALS – 31 SECONDS

- at NY Islanders, Justin Williams, 0:16 of 1st period;
- Michal Handzus, 0:31 of 1st period, October 26, 2002

### TWO GOALS – 6 SECONDS

- vs. NY Rangers, Michael Raffl, 17:53 of 2nd period;
- Claude Giroux, 17:59 of 2nd period, April 7, 2018

### THREE GOALS – 35 SECONDS

- vs. Boston, Behn Wilson, 8:13 of 2nd period;
- Blake Dunlop, 8:28 of 2nd period; Al Hill, 8:48 of 2nd period; March 1, 1979

### THREE GOALS, BOTH TEAMS – 26 SECONDS

- at Toronto, Sean Couturier, 11:18 of 1st period;
- Dave Clarkson, 11:33 of 1st period; Claude Giroux, 11:44 of 1st period; December 20, 2014

### FOUR GOALS – 1 MINUTE 22 SECONDS

- vs. Pittsburgh, Bobby Clarke 16:23 of 3rd period; Ilkka Sinisalo 16:39 of 3rd period; Reggie Leach 17:05 of 3rd period; Ken Linseman 17:45 of 3rd period; October 11, 1981

## TWO SHORTHANDED GOALS – 26 SECONDS

- at New Jersey, Murray Craven, 15:07 of 1st period;
- Mark Howe, 15:33 of 1st period; November 6, 1986

## FOUR GOALS – 1 MINUTE 22 SECONDS

(also fastest four by both teams)

- vs. Pittsburgh, Bobby Clarke 16:23 of 3rd period; Ilkka Sinisalo 16:39 of 3rd period; Reggie Leach 17:05 of 3rd period;
- Ken Linseman 17:45 of 3rd period; October 11, 1981

## FIVE GOALS – 5 MINUTES 29 SECONDS

- at Detroit, February 23, 1988, third period – J.J. Dagineault, 6:10; Mark Howe, 7:36; Ron Sutter, 9:25; Murray Craven, 10:25; Dave Poulin, 11:39.

## FIVE GOALS, BOTH TEAMS – 2 MINUTES 42 SECONDS

- at Atlanta, January 11, 1974, second period – Rick Macleish PHI, 14:15; Joe Watson PHI, 14:28; Keith McCreary ATL, 14:58; Bobby Clarke PHI, 16:27; John Stewart ATL, 16:57.

## SIX GOALS, BOTH TEAMS – 3 MINUTES 29 SECONDS

- at Chicago, January 6, 1990, third period – Dave Poulin PHI, 15:04; Pelle Eklund PHI, 15:44; Steve Thomas CHI, 16:28; Adam Creighton CHI, 17:03; Rick Tocchet PHI, 17:48; Mike Bullard PHI, 18:33.

## TEAM RECORDS: STREAKS

### LONGEST...

#### WIN STREAK – 13 GAMES

- October 19, 1985 through November 17, 1985

#### WIN STREAK AT HOME\*\* – 20 GAMES

- January 4, 1976 through April 3, 1976

#### WIN STREAK ON ROAD – 8 GAMES

- December 22, 1982 through January 16, 1983

#### WIN STREAK VS. A SINGLE TEAM – 15 GAMES

- vs. NY Islanders (March 1, 2008 to March 9, 2010)

#### WIN STREAK AT HOME VS. A SINGLE TEAM – 23 GAMES

- vs. Pittsburgh, February 17, 1980 through February 19, 1987

#### WIN STREAK ON ROAD VS. A SINGLE TEAM – 10 GAMES

- vs. Los Angeles, December 30, 1976 to January 5, 1982

#### LOSING STREAK – 9 GAMES

- December 8, 2006 through December 27, 2006

#### LOSING STREAK AT HOME – 8 GAMES

- December 9, 2006 through January 27, 2007

#### LOSING STREAK ON ROAD – 8 GAMES

- October 25, 1972 to November 26, 1972
- March 3, 1988 through March 29, 1988

#### LOSING STREAK VS. A SINGLE TEAM – 15 GAMES

- vs. Boston, October 25, 1970 through December 17, 1972

#### LOSING STREAK AT HOME VS. A SINGLE TEAM – 9 GAMES

- vs. Boston, November 21, 1970 through February 15, 1973

#### LOSING STREAK ON ROAD VS. A SINGLE TEAM – 10 GAMES

- vs. New Jersey, February 16, 1991 through March 26, 1994

#### TIE STREAK – 4 GAMES

- January 2, 1969 through January 8, 1969
- December 8, 1991 through December 15, 1991

#### TIE STREAK AT HOME – 5 GAMES

- March 29, 1969 through October 30, 1969

#### TIE STREAK ON ROAD – 4 GAMES

- March 1, 1969 through March 15, 1969

#### TIE STREAK VS. A SINGLE TEAM – 7 GAMES

- vs. NY Rangers, February 9, 1969 through March 19, 1970

#### TIE STREAK AT HOME VS. A SINGLE TEAM – 4 GAMES

- vs. Dallas, January 21, 1997 through November 18, 1999

#### TIE STREAK ON ROAD VS. A SINGLE TEAM – 5 GAMES

- vs. NY Rangers, February 9, 1969 through January 20, 1971

#### CONSECUTIVE GAMES STREAK WITHOUT A TIE – 77 GAMES

- February 9, 1985 through January 28, 1986

#### UNDEFEATED STREAK\* – 35 GAMES

- (25-0-10), October 14, 1979 through January 6, 1980

#### UNDEFEATED STREAK AT HOME – 26 GAMES (Single Season)

- (19-0-7), October 11, 1979 through February 3, 1980

#### UNDEFEATED STREAK ON ROAD – 16 GAMES

- (11-0-5), October 20, 1979 through January 6, 1980



# FLYERS ALL-TIME REGULAR SEASON RECORDS

## UNDEFEATED STREAK VS. A SINGLE TEAM – 32 GAMES

- vs. LA (27-0-5), October 22, 1974 through February 5, 1983

## UNDEFEATED STREAK AT HOME VS. A SINGLE TEAM – 42 GAMES

- vs. Pittsburgh (39-0-3), February 7, 1974 through December 8, 1988

## UNDEFEATED STREAK ON ROAD VS. A SINGLE TEAM – 21 GAMES

- vs. LA (17-0-4), November 14, 1973 through December 30, 1984

## WINLESS STREAK – 12 GAMES

- (0-8-4), February 24, 1999 through March 16, 1999

## WINLESS STREAK AT HOME – 13 GAMES

- (0-9-4), November 29, 2006 through February 8, 2007

## WINLESS STREAK ON ROAD – 19 GAMES

- (0-15-4), October 23, 1971 through January 27, 1972

## WINLESS STREAK VS. A SINGLE TEAM – 27 GAMES

- vs. Boston (0-23-4), November 27, 1969 through February 9, 1974

## WINLESS STREAK AT HOME VS. A SINGLE TEAM – 13 GAMES

- vs. Boston (0-11-2), December 13, 1969 through December 9, 1973

## WINLESS STREAK ON ROAD VS. A SINGLE TEAM – 22 GAMES

- vs. Boston (0-18-4), January 20, 1968 through March 27, 1976

## CONSECUTIVE SHUTOUT STREAK – 4 GAMES

- December 14 through 21, 1996
- January 7 through 13, 1999

## CONSECUTIVE SHUTOUTS AGAINST STREAK – 2 GAMES

- 7 times

## CONSECUTIVE GAMES W/O BEING SHUTOUT STREAK – 120 GAMES

- December 28, 1984 through March 27, 1986

## CONSECUTIVE GAMES W/O SHUTTING OUT OPPONENT STREAK – 115 GAMES

- January 7, 1987 to March 25, 1988

## CONSECUTIVE GAMES DECIDED BY A SHOOTOUT – 3 GAMES

- January 2, 2009 to January 6, 2009

## TEAM RECORDS: PERIOD

### MOST...

#### GOALS – 8

- vs. NY Islanders, 2nd period, March 31, 1973

#### GOALS AGAINST – 6

- Chicago, 1st period, January 30, 1969
- Montreal, 1st period, October 27, 1981
- New Jersey, 3rd period, March 7, 1993
- at Buffalo, October 27, 2006

#### GOALS BOTH TEAMS – 9

- vs. NY Islanders, 2nd period, March 21, 1973 (FLYERS 8, NY Islanders 1)
- vs. Atlanta, 2nd period, January 11, 1974 (FLYERS 5, Atlanta 4)
- vs. Hartford, 1st period, February 25, 1984 (Hartford 5, FLYERS 4)
- vs. Tampa Bay, 1st period, November 18, 2010 (FLYERS 5, Tampa Bay 4)

#### GORDIE HOWE HAT TRICKS – 2

- vs. NY Islanders, March 30, 2016 (Dale Weise, Wayne Simmonds)

#### PENALTY MINUTES\* – 209

- vs. Ottawa, 3rd period, March 5, 2004

#### PENALTY MINUTES BY OPPONENT – 200

- vs. Ottawa, 3rd period, March 5, 2004

#### PENALTY MINUTES, BOTH TEAMS\* – 409

- vs. Ottawa, 3rd period, March 5, 2004

#### SHOTS ON GOAL, HOME – 28

- vs. Pittsburgh, 2nd period, February 11, 2019

#### SHOTS ON GOAL, AWAY – 25

- at Toronto, 2nd period, February 13, 1988

#### SHOTS ON GOAL, AGAINST, HOME – 25

- vs. Washington, 1st period, December 20, 2008

#### SHOTS ON GOAL, AGAINST, AWAY – 32

- at Minnesota, 1st period, December 13, 1972

#### SHORT-HANDED GOALS – 3

- vs. Washington, December 15, 1983

### FEWEST...

#### SHOTS ON GOAL – 1

- 8 times

#### SHOTS ON GOAL AGAINST – 0

- at Tampa Bay, 2nd period, November 22, 1999

### FASTEST...

#### GOAL FROM START OF PERIOD – 5 SECONDS

- Eric Lindros, 0:05 of 2nd period vs. NY Islanders, November 12, 1992

#### GOAL ALLOWED FROM START OF PERIOD – 4 SECONDS

- James van Riemsdyk, 0:04, of 2nd period vs. Toronto, March 28, 2014

## TEAM RECORDS: MISCELLANEOUS

### SCORELESS GAMES – 0-0

- vs. Los Angeles, Mar. 14, 1968
- vs. St. Louis, Oct. 26, 1969
- @ Pittsburgh, Oct. 17, 1970
- @ NY Rangers, Mar. 30, 1981
- @ Pittsburgh, Dec. 4, 1982
- vs. Montreal, Feb. 11, 1993
- vs. Tampa Bay, Feb. 24, 2001
- @ San Jose, Oct. 16, 2003

### SCORELESS GAMES AFTER REG & OT (0-0) IN SHOOTOUT ERA (with shootout result)

- vs. Calgary, December 6, 2005 (W)
- vs. NY Islanders, February 7, 2012 (L)
- at Toronto, March 10, 2012 (W)
- at St. Louis, April 1, 2014 (L)
- at NY Islanders, November 24, 2014 (L)
- at St. Louis, March 12, 2015 (L)
- at Montreal, February 26, 2018 (W)

### GOAL WITH LEAST TIME REMAINING, REGULATION – 0.6 SEC.

- Tony Amonte at Anaheim, Oct. 22, 2003
- Freddy Meyer vs. Carolina, Mar. 8, 2006

### GOAL WITH LEAST TIME REMAINING, OVERTIME – 0:00.9 SEC.

- Scott Hartnell vs. Pittsburgh, March 18, 2012

### LONGEST TIME WITHOUT ALLOWING A GOAL – 265:08 MINUTES

- December 12 to 22, 1996

### MOST SHOTS IN A FIVE-MINUTE OVERTIME PERIOD – 10

- vs. Anaheim, February 3, 2000

### MOST PLAYERS TO APPEAR IN ALL 82 GAMES – 7 (2013-14)

### MOST GOALTENDERS USED IN A SEASON – 8 (2018-19)

### MOST THIRD PERIOD COMEBACKS – 11 (2013-14)

### LONGEST HOME ICE SCORELESS STREAK – 175:22

- October 29 – November 9, 2013

### LARGEST MARGIN OF BEING OUTSHOT IN A WIN

- 29 (52-23) on 2/3/1990 vs. Minnesota North Stars



# FLYERS ALL-TIME REGULAR SEASON RECORDS

## INDIVIDUAL RECORDS: FLYERS CAREER

### MOST...

SEASONS – 15 (Bobby Clarke)  
 GAMES – 1,144 (Bobby Clarke)  
 GOALS – 420 (Bill Barber)  
 ASSISTS – 852 (Bobby Clarke)  
 POINTS – 1210 (Bobby Clarke)  
 HAT TRICKS – 17 (Tim Kerr)  
 POWER PLAY GOALS – 144 (Tim Kerr)  
 POWER PLAY ASSISTS – 236 (Claude Giroux)  
 POWER PLAY POINTS – 333 (Bobby Clarke)  
 SHORTHANDED GOALS – 32 (Bobby Clarke)  
 PENALTY MINUTES – 1,815 (Rick Tocchet)  
 OVERTIME GOALS – 11 (Claude Giroux)

## INDIVIDUAL RECORDS: STREAKS

### LONGEST...

ASSIST STREAK – 12 GAMES  
 - Bobby Clarke: March 11, 1976 to April 3, 1976;  
 February 1, 1978 to March 16, 1978  
 GOAL STREAK – 9 GAMES  
 - Rick Tocchet: March 1, 1989 to March 19, 1989  
 POINT STREAK – 18 GAMES  
 - Bobby Clarke: February 26, 1975 to April 3, 1975  
 - Eric Lindros: January 7 to February 18, 1999  
 POINT STREAK BY A ROOKIE AND/OR DEFENSEMAN – 15  
 - Shayne Gostisbehere, January 19 to February 20, 2016  
 CONSECUTIVE GAME STREAK – 484 GAMES  
 - Rod Brind'Amour: February 24, 1993 to April 18, 1999  
 LONGEST TIME WITHOUT ALLOWING A GOAL – 249:43  
 - Ilya Bryzgalov, March 1 to 15, 2012

## INDIVIDUAL RECORDS: SEASON

### MOST...

ASSISTS – 89  
 - Bobby Clarke, 1974-75; 1975-76  
 GAME-WINNING GOALS – 12  
 - Jeff Carter, 2008-09  
 - Brian Propp, 1982-83  
 GOALS – 61  
 - Reggie Leach, 1975-76  
 GOALS BY A DEFENSEMAN – 24  
 - Mark Howe, 1985-86  
 GOALS BY A LINE – 141 in 1975-76  
 - Bobby Clarke 30  
 - Bill Barber 50  
 - Reggie Leach 61  
 HAT TRICKS – 5  
 - Tim Kerr, 1984-85  
 PENALTY MINUTES\* – 472  
 - Dave Schultz, 1974-75  
 PENALTY MINUTES BY A DEFENSEMAN – 329  
 - Glen Cochrane, 1981-82  
 PENALTY MINUTES BY A GOALTENDER\* – 113  
 - Ron Hextall, 1988-89  
 POINTS – 123  
 - Mark Recchi, 1992-93  
 POINTS BY A DEFENSEMAN – 82  
 - Mark Howe, 1985-86  
 POINTS BY A GOALIE – 8  
 - Ron Hextall, (8A), 1988-89  
 POINTS BY A LINE – 322 in 1975-76  
 - Bobby Clarke, 119  
 - Bill Barber, 112  
 - Reggie Leach, 91  
 POINTS BY A ROOKIE – 82  
 - Mikael Renberg, 1993-94  
 POINTS BY A ROOKIE DEFENSEMAN – 49  
 - Behn Wilson, 1978-79  
 ASSISTS BY A ROOKIE – 51  
 - Pelle Eklund, 1985-86

ASSISTS BY A ROOKIE DEFENSEMAN – 40

- Janne Niinimaa, 1996-97

GOALS BY A ROOKIE – 41

- Eric Lindros, 1992-93

POWER PLAY GOALS\* – 34

- Tim Kerr, 1985-86

SHORTHANDED GOALS – 7

- Brian Propp, 1984-85; Mark Howe, 1985-86;  
 Michael Richards, 2008-09

SHOTS ON GOAL – 380

- Bill Barber, 1975-76

SHUTOUTS – 12

- Bernie Parent, 1973-74; 1974-75

WINS BY A GOALTENDER – 47

- Bernie Parent, 1973-74

## INDIVIDUAL RECORDS: GAME

### MOST...

ASSISTS – 6  
 - Eric Lindros at Ottawa, February 26, 1997  
 ASSISTS BY DEFENSEMAN – 5  
 - Alexandre Picard, vs. New Jersey, Feb. 1, 2007  
 ASSISTS BY ROOKIE – 5  
 - Alexandre Picard, vs. New Jersey, Feb. 1, 2007  
 ASSISTS AGAINST – 6  
 - Ron Stackhouse, Pittsburgh, March 8, 1975  
 GOALS – 4  
 - Rick MacLeish vs. NY Islanders, February 13, 1973  
 - Rick MacLeish vs. Toronto, March 4, 1973  
 - Tom Bladon vs. Cleveland, December 11, 1977  
 - Tim Kerr vs. St. Louis, October 25, 1984  
 - Tim Kerr vs. Detroit, January 17, 1985  
 - Tim Kerr at Washington, February 9, 1985  
 - Tim Kerr vs. Chicago, November 20, 1986  
 - Brian Propp vs. St. Louis, December 2, 1986  
 - Rick Tocchet at Los Angeles, February 27, 1988  
 - Rick Tocchet vs. Winnipeg, January 25, 1990  
 - Kevin Dineen at Chicago, October 31, 1993  
 - John LeClair vs. Montreal, February 6, 1997  
 - Eric Lindros at Toronto, March 19, 1997  
 - John LeClair vs. Vancouver, November 29, 1998  
 - Jiri Dopita vs. Atlanta, January 8, 2002  
 - John LeClair at Montreal, October 15, 2002  
 GOALS AGAINST – 6  
 - Red Berenson, St. Louis, November 7, 1968  
 POWER PLAY GOALS – 3  
 - Tim Kerr vs. Los Angeles, November 3, 1985  
 - Tim Kerr vs. Chicago, November 20, 1986  
 - Brian Propp at Minnesota, October 13, 1988  
 - Scott Hartnell at NY Islanders, January 19, 2008  
 - Brayden Schenn vs. Dallas, December 10, 2016  
 SAVES – 54  
 - Antero Niittymaki at Toronto, November 5, 2008  
 SHOTS – 14  
 - Eric Lindros vs. NY Islanders, March 19, 1996  
 PENALTIES – 8  
 - Don Nachbaur at Pittsburgh, March 19, 1988  
 PENALTY MINUTES – 55  
 - Frank Bathe vs. Los Angeles, March 11, 1979  
 PENALTY MINUTES BY OPPONENT – 67  
 - Randy Holt, Los Angeles, March 11, 1979  
 POINTS – 8  
 - Tom Bladon vs. Cleveland, December 11, 1977  
 POINTS BY A LINE – 16  
 - vs. Montreal, February 6, 1997; John LeClair, 4 Goals, 2 Assists; Eric Lindros, 1 Goal, 4 Assists; Mikael Renberg, 1 Goal, 4 Assists  
 - at Ottawa, February 26, 1997; John LeClair, 3 Goals, 1 Assist; Eric Lindros, 1 Goal, 6 Assists; Mikael Renberg, 2 Goals, 3 Assists  
 POINTS AGAINST – 7  
 - Red Berenson, St. Louis, November 7, 1968



# FLYERS ALL-TIME REGULAR SEASON RECORDS

## FASTEST...

### TWO GOALS – 8 SECONDS

- Ron Flockhart vs. St. Louis; 5:10 of 3rd period;  
5:18 of 3rd period; December 6, 1981

### TWO GOALS BY A DEFENSEMAN – 31 SECONDS

- Ivan Provorov vs. Chicago; 3:02 & 3:33 of 2nd period;  
December 3, 2017

### THREE GOALS – 2 MINUTES 27 SECONDS

- Tim Kerr vs. St. Louis Blues; 12:22 of 3rd period;  
12:45 of 3rd period; 14:49 of 3rd period; October 25, 1984

### FOUR GOALS – 19 MINUTES 47 SECONDS

- Rick MacLeish vs. NY Islanders; 6:30 of 2nd period; 6:57 of  
2nd period; 13:25 of 2nd period; 6:17 of 3rd period; February  
13, 1973

### GORDIE HOWE HAT TRICK – 8 MINUTES, 28 SECONDS

- Dale Weise vs. New York Islanders, March 30, 2016

## INDIVIDUAL RECORDS: PERIOD

---

### MOST...

#### GOALS – 3

- Bill Flett vs. Los Angeles, March 9, 1972
- Rick MacLeish vs. NY Islanders, February 13, 1973
- Bobby Clarke vs. Pittsburgh, December 13, 1980
- Tim Kerr vs. St. Louis, October 25, 1984
- Murray Craven vs. Detroit, November 13, 1986
- Eric Lindros vs. St. Louis, January 19, 1994
- Mikael Renberg at San Jose, February 15, 1994
- Eric Lindros at Toronto, March 19, 1997
- John LeClair vs. Vancouver, November 29, 1998
- Danny Briere at Carolina, November 21, 2007

## INDIVIDUAL RECORDS: MISCELLANEOUS

---

### MOST CONSECUTIVE STARTS BY A GOALTENDER IN A SEASON – 37

- Bernie Parent, 1973-74

### LONGEST WINLESS STREAK BY GOALTENDER – 15 Games

- Antero Niittymäki (0-13-2), Dec. 2, 2006 through Jan. 20,  
2007

### MOST CONSECUTIVE GAMES WITH A POINT – 18

- Eric Lindros, 1998-99
- Bobby Clarke, 1973-74

\*NHL Record \*\*Ties NHL Record



PHILADELPHIA FLYERS.COM |

270



## ALL-TIME FLYERS PENALTY SHOTS [REGULAR SEASON]

PLAYER	DATE	OPPONENT	H/A	GOALTENDER	RESULT
Bill Clement	Mar. 7, 1974	Detroit	Home	Jim Rutherford	No Goal
Orest Kindrachuk	Nov. 9, 1974	Washington	Home	Michel Belhumeur	Goal
Orest Kindrachuk	Oct. 15, 1977	Pittsburgh	Home	Dunc Wilson	No Goal
Rick MacLeish	Mar. 20, 1978	NY Islanders	Home	Billy Smith	Goal
Ilkka Sinisalo	Oct. 11, 1981	Pittsburgh	Home	Paul Harrison	Goal
Behn Wilson	Dec. 17, 1981	Buffalo	Home	Don Edwards	Goal
Brian Propp	Jan. 4, 1983	Vancouver	Home	Ken Ellacott	Goal
Ron Sutter	Nov. 18, 1984	NY Islanders	Home	Kelly Hrudey	No Goal
Brian Propp	Dec. 19, 1985	New Jersey	Home	Glenn Resch	No Goal
Dave Poulin	Mar. 6, 1986	Toronto	Home	Don Edwards	No Goal
Rick Tocchet	Jan. 6, 1987	New Jersey	Home	Craig Billington	No Goal
Pelle Eklund	Jan. 14, 1990	NY Rangers	Away	Mike Richter	No Goal
Keith Acton	Mar. 25, 1990	NY Rangers	Away	John Vanbiesbrouck	Goal
Mike Ricci	Nov. 17, 1990	New Jersey	Away	Chris Terrier	No Goal
Murray Craven	Dec. 23, 1990	Montreal	Home	Andre Racicot	Goal
Norman Lacombe	Feb. 5, 1991	Los Angeles	Home	Kelly Hrudey	Goal
Murray Craven	Oct. 13, 1991	New Jersey	Home	Chris Terrier	No Goal
Eric Lindros	Dec. 26, 1992	Washington	Away	Don Beaupre	Goal
Mark Recchi	Feb. 6, 1995	Ottawa	Away	Don Beaupre	No Goal
Trent Klatt	Oct. 1, 1997	Florida	Home	John Vanbiesbrouck	No Goal
Valeri Zelepukin	Oct. 30, 1999	New Jersey	Home	Martin Brodeur	No Goal
Michal Handzus	Dec. 5, 2002	NY Rangers	Home	Dan Blackburn	Goal
Simon Gagne	Feb. 21, 2004	Atlanta	Home	Pasi Nurminen	Goal
Alexei Zhamnov	Feb. 24, 2004	Chicago	Home	Michael Leighton	No Goal
Peter Forsberg	Oct. 27, 2005	Florida	Home	Roberto Luongo	No Goal
R.J. Umberger	Nov. 18, 2005	Atlanta	Home	Michael Garnett	No Goal
Michael Richards	Oct. 17, 2006	Buffalo	Away	Ryan Miller	No Goal
R.J. Umberger	Dec. 21, 2006	Montreal	Away	David Aebischer	No Goal
Dmitry Afanasev	Feb. 17, 2007	NY Rangers	Away	Stephen Valiquette	No Goal
Michael Richards	Nov. 21, 2007	Carolina	Away	Cam Ward	No Goal
Danny Briere	Dec. 16, 2007	New Jersey	Away	Martin Brodeur	No Goal
Joffrey Lupul	Dec. 29, 2007	Tampa Bay	Away	Karri Ramo	Goal
Simon Gagne	Oct. 16, 2008	Colorado	Away	Andrew Raycroft	Goal
Michael Richards	Oct. 28, 2008	Atlanta	Away	Kari Lehtonen	No Goal
Scott Hartnell	Jan. 3, 2009	LA Kings	Away	Jonathan Quick	No Goal
Simon Gagne	Feb. 14, 2009	NY Islanders	Home	Yann Danis	Goal
Michael Richards	Mar. 20, 2009	Buffalo	Away	Patrick Lalime	No Goal
Darroll Powe	Apr. 4, 2009	Ottawa	Away	Alex Auld	Goal
Darroll Powe	Oct. 27, 2009	Montreal	Away	Jose Theodore	No Goal
Michael Richards	Jan. 23, 2010	Carolina	Home	Cam Ward	No Goal
Danny Briere	Feb. 13, 2010	Montreal	Away	Carey Price	Goal
Scott Hartnell	Dec. 10, 2010	Boston	Home	Tim Thomas	No Goal
Darroll Powe	Feb. 15, 2011	Tampa Bay	Away	Dwayne Roloson	Goal
Maxime Talbot	Nov. 3, 2011	New Jersey	Home	Johan Hedberg	Goal
Matt Read	Nov. 13, 2011	Florida	Away	Jose Theodore	Goal
Danny Briere	Jan. 2, 2012	NY Rangers	Home	Henrik Lundqvist	No Goal
Wayne Simmonds	Oct. 2, 2013	Toronto	Home	Jonathan Bernier	No Goal
Adam Hall	Oct. 11, 2013	Phoenix	Home	Thomas Greiss	No Goal
Wayne Simmonds	Nov. 27, 2013	Tampa Bay	Away	Anders Lindback	No Goal
Claude Giroux	Oct. 8, 2015	Tampa Bay	Home	Ben Bishop	No Goal
Scott Laughton	Oct. 8, 2015	Tampa Bay	Home	Ben Bishop	No Goal
Brayden Schenn	Nov. 23, 2015	Carolina	Home	Eddie Lack	No Goal
Jakub Voracek	Oct. 29, 2016	Pittsburgh	Home	Marc-Andre Fleury	Goal
Jakub Voracek	Nov. 29, 2016	Boston	Home	Tuukka Rask	No Goal
Nolan Patrick	Nov. 24, 2017	NY Islanders	Home	Thomas Greiss	No Goal
Scott Laughton	Jan. 31, 2019	Boston	Away	Tuukka Rask	No Goal
Carsen Twarynski	Nov. 7, 2019	Montreal	Home	Carey Price	No Goal
Scott Laughton	Jan. 2, 2020	Vegas	Away	Marc-Andre Fleury	No Goal

\*For Flyers Penalty Shots taken in the Playoffs, see Flyers Playoff Section

NOTES: The Flyers have connected on 20 of 58 penalty shot attempts (34.5%)... Michal Handzus' attempt on December 5, 2002, was the Flyers' first penalty shot attempt in regular season overtime... Eric Desjardins and Behn Wilson are the only Flyers defensemen ever to attempt a penalty shot... Ilkka Sinisalo became only the third player in NHL history to score his first goal on a penalty shot. The others were Ralph Bowman of the St. Louis Eagles, when in 1934-35 he recorded the first-ever successful penalty shot in the NHL, and Phil Hoene of the Los Angeles Kings in 1973-74... With his goal vs. Washington on April 15, 2008, Michael Richards' became only the second player in NHL history to record their first career NHL playoff goal on a penalty shot (Minnesota's Wayne Connolly in 1968).



## ALL-TIME PENALTY SHOTS VS FLYERS [REGULAR SEASON]

PLAYER	DATE	OPPONENT	H/A	GOALTENDER	RESULT
Richard Martin	Jan. 31, 1974	Buffalo	Home	Bernie Parent	Goal
Curt Bennett	Oct. 9, 1976	Atlanta	Away	Bernie Parent	Goal
Lanny McDonald	Oct. 14, 1979	Toronto	Home	Pete Peeters	Goal
Lanny McDonald	Nov. 18, 1982	Calgary	Home	Pelle Lindbergh	No Goal
John Tucker	Oct. 31, 1984	Buffalo	Away	Pelle Lindbergh	Goal
Scott Bjugstad	Nov. 3, 1984	Minnesota	Home	Pelle Lindbergh	No Goal
Mike Gartner	Apr. 4, 1987	Washington	Away	Glenn Resch	Goal
Jan Erixon	Oct. 24, 1987	NY Rangers	Home	Mark Laforest	Goal
Dave Tippett	Oct. 31, 1987	Hartford	Away	Ron Hextall	Goal
Mark Johnson	Mar. 12, 1988	New Jersey	Home	Ron Hextall	Goal
Joe Sakic	Dec. 9, 1989	Quebec	Away	Ken Wregget	Goal
Gary Leeman	Nov. 4, 1990	Toronto	Away	Pete Peeters	No Goal
Doug Brown	Nov. 23, 1991	New Jersey	Home	Ken Wregget	Goal
Benoit Hogue	Jan. 24, 1995	NY Islanders	Away	Ron Hextall	Goal
Stu Barnes	Mar. 8, 1998	Pittsburgh	Home	Ron Hextall	No Goal
Kevin Stevens	Mar. 22, 1998	NY Rangers	Home	Sean Burke	No Goal
Steve Sullivan	Feb. 25, 2003	Chicago	Away	Roman Cechmanek	No Goal
Nathan Horton	Jan. 8, 2004	Florida	Home	Jeff Hackett	Goal
Richard Zednik	Jan. 20, 2004	Montreal	Home	Robert Esche	No Goal
Michael Nylander	Oct. 5, 2005	NY Rangers	Home	Robert Esche	No Goal
Robert Nilsson	Mar. 4, 2006	NY Islanders	Away	Antero Niittymaki	No Goal
Justin Williams	Mar. 28, 2007	Carolina	Home	Martin Biron	No Goal
Phil Kessel	Oct. 27, 2007	Boston	Away	Martin Biron	No Goal
Roman Hamrik	Nov. 1, 2007	Montreal	Away	Martin Biron	No Goal
Radek Dvorak	Dec. 30, 2007	Florida	Away	Antero Niittymaki	No Goal
Ryan Malone	Dec. 2, 2008	Tampa Bay	Home	Martin Biron	No Goal
Vincent Lecavalier	Jan. 15, 2009	Tampa Bay	Away	Martin Biron	Goal
Martin St. Louis	Jan. 30, 2009	Tampa Bay	Away	Antero Niittymaki	No Goal
Alexander Ovechkin	Jan. 18, 2010	Washington	Away	Ray Emery	Goal
Frans Nielsen	Oct. 30, 2010	NY Islanders	Home	Sergei Bobrovsky	Goal
Marian Hossa	Jan. 23, 2011	Chicago	Away	Sergei Bobrovsky	Goal
Patrick Dwyer	Nov. 14, 2011	Carolina	Away	Sergei Bobrovsky	Goal
Michael Grabner	Jan. 12, 2012	NY Islanders	Away	Sergei Bobrovsky	No Goal
Shawn Horcoff	Feb. 23, 2012	Edmonton	Away	Ilya Bryzgalov	No Goal
Alex Tanguay	Feb. 25, 2012	Calgary	Away	Ilya Bryzgalov	Goal
Marcus Johansson	Mar. 22, 2012	Washington	Home	Ilya Bryzgalov	No Goal
Ilya Kovalchuk	Jan. 22, 2013	New Jersey	Away	Ilya Bryzgalov	Goal
Jonathan Huberdeau	Feb. 21, 2013	Florida	Home	Ilya Bryzgalov	Goal
Kyle Turris	Nov. 19, 2013	Ottawa	Home	Steve Mason	No Goal
Chris Stewart	Feb. 9, 2016	Anaheim	Home	Steve Mason	Goal
Mikko Rantanen	Feb. 28, 2017	Colorado	Away	Steve Mason	No Goal
Ondrej Kase	Oct. 24, 2017	Anaheim	Home	Brian Elliott	Goal
Evander Kane	Dec. 22, 2017	Buffalo	Away	Brian Elliott	No Goal
David Pastrnak	Nov. 10, 2019	Boston	Away	Carter Hart	No Goal

- For Flyers Penalty Shots against in the Playoffs, see Flyers Playoff Section

NOTES: Flyers' opponents have connected on 22 of 44 penalty shot attempts (50%)... Lanny McDonald is the only player to attempt more than one penalty shot against the Flyers... the two penalty shot goals scored against the Flyers in 2010-11 were the only goals of the game scored by the opponent, marking the first two occasions in franchise history that a Flyers goaltender lost a shutout solely due to a penalty shot.



# ALL-TIME FLYERS HAT TRICKS [REGULAR SEASON]

YEAR	NO.	PLAYER	DATE	SCORE	GOALTENDERS
1967-68 (2)	1	L. Rochefort	Nov. 4	FLYERS 4 at Montreal 1	R. Vachon
	2	L. Rochefort (a)	Feb. 22	Minnesota 3 at FLYERS 7	C. Maniago
1968-69 (0)					
1969-70 (5)	3	A. Lacroix	Oct. 22	FLYERS 4 at Toronto 3	B. Gamble
	4	J. Johnson	Dec. 3	FLYERS 7 at Los Angeles 1	G. Desjardins
	5	A. Lacroix	Dec. 11	Toronto 3 at FLYERS 6	M. Edwards
	6	G. Dornhoefer	Jan. 8	Los Angeles 1 at FLYERS 4	W. Rutledge
	7	S. Nolet	Mar. 7	Boston 5 at FLYERS 5	G. Cheevers
1970-71 (3)	8	J. Johnson	Nov. 19	California 2 at FLYERS 6	G. Smith
	9	A. Lacroix	Nov. 29	Vancouver 2 at FLYERS 4	D. Wilson
	10	G. Dornhoefer (c)	Mar. 6	California 4 at FLYERS 4	C. Worthy
1971-72 (3)	11	S. Nolet	Oct. 31	Montreal 3 at FLYERS 5	K. Dryden
	12	B. Lesuk	Jan. 9	California 3 at FLYERS 10	G. Meloche (1), G. Kurt (2)
	13	B. Flett	Mar. 9	FLYERS 5 at Los Angeles 3	G. Edwards
1972-73 (7)	14	R. MacLeish	Nov. 9	Chicago 3 at FLYERS 5	T. Esposito
	15	G. Dornhoefer	Dec. 10	Toronto 2 at FLYERS 5	J. Plante
	16	B. Flett (c)	Jan. 21	FLYERS 4 at Buffalo 3	C. Dryden
	17	R. MacLeish (d)	Feb. 13	NY Islanders 2 at FLYERS 8	B. Smith
	18	B. Clarke	Feb. 17	FLYERS 7 at Montreal 6	M. Plasse (2), K. Dryden (1)
	19	R. MacLeish (d)	Mar. 4	Toronto 0 at FLYERS 10	R. Low (3), G. McRae (1)
	20	R. Lonsberry	Mar. 22	Vancouver 0 at FLYERS 9	D. Wilson
1973-74 (7)	21	D. Schultz	Jan. 3	NY Rangers 3 at FLYERS 4	P. McDuffe
	22	D. Schultz	Jan. 10	Minnesota 4 at FLYERS 7	F. Rivard
	23	B. Clarke	Feb. 2	Detroit 2 at FLYERS 12	J. Rutherford (2), B. McKenzie (1)
	24	R. Lonsberry	Feb. 2	Detroit 2 at FLYERS 12	J. Rutherford (1), B. McKenzie (2)
	25	S. Nolet	Mar. 7	Detroit 2 at FLYERS 6	J. Rutherford (1), D. Grant (2)
	26	B. Clarke	Mar. 28	FLYERS 3 at Atlanta 3	D. Bouchard
	27	B. Barber	Apr. 7	Minnesota 2 at FLYERS 6	F. Rivard
1974-75 (5)	28	R. Leach	Nov. 27	Detroit 2 at FLYERS 6	D. Grant
	29	R. Leach	Dec. 12	Minnesota 0 at FLYERS 6	P. LoPresti
	30	R. MacLeish	Mar. 5	FLYERS 9 at Minnesota 2	P. LoPresti
	31	R. MacLeish	Mar. 18	FLYERS 7 at Washington 2	R. Low
	32	R. Leach	Mar. 26	FLYERS 6 at California 2	G. Simmons
1975-76 (5)	33	B. Barber	Oct. 26	FLYERS 7 at NY Rangers 2	E. Giacomini
	34	R. MacLeish	Dec. 19	FLYERS 7 at Washington 5	B. Wolfe
	35	R. Leach	Jan. 22	Atlanta 2 at FLYERS 7	P. Myre (2), D. Bouchard (1)
	36	O. Kindrachuk	Mar. 6	Detroit 1 at FLYERS 6	J. Rutherford
	37	B. Barber	Apr. 1	Washington 2 at FLYERS 11	R. Low
1976-77 (3)	38	R. MacLeish	Oct. 24	Colorado 3 at FLYERS 5	B. McKenzie
	39	R. MacLeish	Dec. 5	Cleveland 2 at FLYERS 6	G. Simmons
	40	D. Saleski	Mar. 13	Pittsburgh 0 at FLYERS 4	D. Herron
1977-78 (4)	41	D. Saleski	Oct. 16	St. Louis 0 at FLYERS 7	E. Johnston (2), E. Staniowski (1)
	42	T. Bladon (d)	Dec. 11	Cleveland 1 at FLYERS 11	G. Edwards (3), G. Meloche (1)
	43	R. MacLeish	Dec. 29	Minnesota 2 at FLYERS 5	P. LoPresti
	44	R. Lonsberry	Mar. 12	Colorado 2 at FLYERS 6	D. Favell
1978-79 (1)	45	R. MacLeish	Dec. 9	Boston 2 at FLYERS 9	G. Gilbert (2), G. Cheevers (1)
1979-80 (4)	46	R. MacLeish	Nov. 11	Vancouver 4 at FLYERS 5	C. Ridley
	47	R. Leach	Dec. 6	Los Angeles 4 at FLYERS 9	R. Grahame (2), M. Lessard (1)
	48	B. Barber	Mar. 16	Colorado 4 at FLYERS 4	H. Astrom
	49	R. Leach	Apr. 3	Washington 2 at FLYERS 4	W. Stephenson (2), ENG (1)
1980-81 (5)	50	R. MacLeish	Nov. 6	Los Angeles 2 at FLYERS 8	R. Grahame
	51	B. Clarke	Dec. 13	FLYERS 6 at Pittsburgh 5	G. Millen
	52	R. Leach	Feb. 8	Hartford 6 at FLYERS 6	J. Garrett
	53	B. Barber	Feb. 27	FLYERS 5 at Winnipeg 3	M. Mattsson
	54	T. Kerr	Mar. 19	Boston 3 at FLYERS 5	M. Baron
1981-82 (4)	55	M. Bridgman	Oct. 29	Pittsburgh 4 at FLYERS 6	M. Dion
	56	B. Propp	Dec. 28	FLYERS 7 at Calgary 4	P. Riggan (2), R. Lemelin (1)
	57	R. Allison	Mar. 2	Winnipeg 7 at FLYERS 6	D. Soetaert
	58	T. Kerr	Apr. 4	Toronto 1 at FLYERS 3	M. Larocque
1982-83 (3)	59	D. Sittler	Nov. 28	FLYERS 5 at Vancouver 5	K. Elacott
	60	B. Clarke	Dec. 27	FLYERS 8 at Detroit 4	G. Stefan
	61	D. Sittler	Jan. 8	FLYERS 7 at Hartford 4	G. Millen
1983-84 (4)	62	B. Barber	Jan. 5	Winnipeg 6 at FLYERS 7 (OT)	D. Soetaert
	63	D. Poulin	Jan. 21	NY Islanders 1 at FLYERS 7	B. Smith
	64	D. Poulin	Mar. 22	Pittsburgh 4 at FLYERS 13	D. Herron
	65	I. Sinisalo	Mar. 22	Pittsburgh 4 at FLYERS 13	D. Herron
1984-85 (12)	66	B. Propp	Oct. 18	Vancouver 2 at FLYERS 13	R. Brodeur (2), J. Garrett (1)
	67	I. Sinisalo	Oct. 18	Vancouver 2 at FLYERS 13	R. Brodeur (1), J. Garrett (2)
	68	T. Kerr (c,d)	Oct. 25	St. Louis 2 at FLYERS 7	M. Liut
	69	T. Kerr	Dec. 23	Washington 4 at FLYERS 7	P. Riggan
	70	L. Carson	Dec. 28	FLYERS 7 at Vancouver 4	R. Brodeur
	71	B. Propp	Jan. 13	Calgary 1 at FLYERS 7	D. Edwards
	72	T. Kerr (c,d)	Jan. 17	Detroit 5 at FLYERS 7	E. Mio
	73	I. Sinisalo	Feb. 5	FLYERS 5 at NY Islanders 7	K. Hrudey
	74	T. Kerr (c,d)	Feb. 9	FLYERS 5 at Washington 4	P. Riggan
	75	B. Propp	Mar. 5	FLYERS 5 at NY Islanders 4	K. Hrudey
	76	T. Kerr	Mar. 7	Washington 6 at FLYERS 9	P. Riggan (2), A. Jensen (1)
	77	D. Poulin	Mar. 7	Washington 6 at FLYERS 9	P. Riggan



# ALL-TIME FLYERS HAT TRICKS [REGULAR SEASON]

YEAR	NO.	PLAYER	DATE	SCORE	GOALTENDERS
1985-86 (5)	78	T. Kerr	Nov. 3	Los Angeles 4 at FLYERS 7	B. Janecyk
	79	T. Kerr (c)	Nov. 9	Boston 3 at FLYERS 5	P. Peeters
	80	D. Poulin	Nov. 24	Pittsburgh 4 at FLYERS 7	D. Herron
	81	T. Kerr	Dec. 27	FLYERS 6 at Vancouver 1	W. Young
	82	B. Propp	Apr. 6	Washington 3 at FLYERS 5	P. Peeters
1986-87 (8)	83	M. Craven	Nov. 13	Detroit 5 at FLYERS 7	G. Stefan
	84	T. Kerr (d)	Nov. 20	Chicago 1 at FLYERS 5	M. Bannerman
	85	B. Propp (d)	Dec. 2	St. Louis 1 at FLYERS 7	G. Millen
	86	T. Kerr	Dec. 18	NY Islanders 4 at FLYERS 9	B. Smith (2), K. Hrudey (1)
	87	D. Poulin	Dec. 18	NY Islanders 4 at FLYERS 9	B. Smith (2), K. Hrudey (1)
	88	T. Kerr	Dec. 21	St. Louis 6 at FLYERS 7	R. Wamsley
	89	P. Zezel	Jan. 28	FLYERS 7 at Buffalo 4	J. Cloutier
	90	B. Propp	Apr. 5	NY Islanders 9 at FLYERS 5	B. Smith
	91	M. Craven	Feb. 13	FLYERS 4 at Toronto 7	K. Wregget
	92	R. Tocchet	Feb. 21	Detroit 3 at FLYERS 5	G. Hanlon (2), ENG (1)
1987-88 (5)	93	R. Tocchet (d)	Feb. 27	FLYERS 8 at Los Angeles 6	G. Healy (3), ENG (1)
	94	R. Tocchet	Mar. 1	FLYERS 7 at Vancouver 3	K. McLean (1), F. Caprice (2)
	95	T. Kerr (c)	Mar. 26	Winnipeg 0 at FLYERS 6	D. Berthiaume
	96	B. Propp	Oct. 13	FLYERS 7 at Minnesota 6	J. Myllys
	97	T. Kerr	Nov. 12	Detroit 5 at FLYERS 4	G. Hanlon
	98	R. Tocchet	Nov. 20	New Jersey 1 at FLYERS 7	S. Burke
	99	D. Smith	Dec. 10	Chicago 4 at FLYERS 6	J. Waite (2), D. Pang (1)
	100	R. Tocchet	Dec. 17	FLYERS 7 at Toronto 1	J. Reese (2), A. Bester (1)
	101	T. Kerr	Jan. 21	FLYERS 7 at Winnipeg 3	E. Reddick
	102	T. Kerr	Feb. 22	FLYERS 6 at NY Rangers 4	B. Froese
1989-90 (3)	103	R. Tocchet	Oct. 8	FLYERS 3 at Winnipeg 5	T. Draper
	104	T. Horacek	Dec. 3	FLYERS 4 at Los Angeles 3	K. Hrudey (2), M. Gosselin (1)
	105	R. Tocchet (d)	Jan. 25	Winnipeg 6 at FLYERS 8	B. Essensa (3), ENG (1)
1990-91 (2)	106	R. Tocchet	Jan. 24	Washington 1 at FLYERS 6	M. Liut
	107	P. Eklund	Mar. 23	NY Rangers 4 at FLYERS 7	M. Richter
1991-92 (1)	108	S. Duchesne	Dec. 19	NY Islanders 2 at FLYERS 6	G. Healy (2), ENG (1)
1992-93 (8)	109	G. Paslawski	Oct. 24	Montreal 7 at FLYERS 6	A. Racicot
	110	E. Lindros	Nov. 15	Ottawa 2 at FLYERS 7	P. Sidorkiewicz
	111	E. Lindros	Dec. 26	FLYERS 5 at Washington 5	J. Hrivnak (2), D. Beaupre (1)
	112	R. Brind/Amour	Dec. 29	FLYERS 10 at Los Angeles 2	K. Hrudey (1), R. Stauber (2)
	113	K. Dineen	Jan. 7	Washington 2 at FLYERS 8	J. Hrivnak (2), O. Kolzig (1)
	114	K. Dineen	Feb. 9	Ottawa 1 at FLYERS 8	P. Sidorkiewicz (1), D. Berthiaume (2)
	115	E. Lindros	Mar. 24	FLYERS 5 at NY Rangers 4	J. Vanbiesbrouck
	116	K. Dineen	Apr. 15	FLYERS 7 at Buffalo 4	G. Fuhr (1), D. Hasek (2)
	117	K. Dineen (d)	Oct. 31	FLYERS 9 at Chicago 6	E. Belfour
	118	K. Dineen	Nov. 24	Montreal 2 at FLYERS 9	A. Racicot (2), P. Roy (1)
	119	V. Butsayev	Dec. 2	FLYERS 6 at Vancouver 3	K. Whitmore
	120	E. Lindros	Jan. 19	St. Louis 3 at FLYERS 8	J. Hrivnak
	121	M. Renberg (c)	Feb. 15	FLYERS 6 at San Jose 4	A. Irbé
	122	J. Beranek	Feb. 2	NY Islanders 5 at FLYERS 4 (OT)	J. McLennan
	123	J. LeClair	Feb. 14	FLYERS 5 at Tampa Bay 2	D. Puppa
1993-94 (5)	124	E. Lindros	Feb. 23	FLYERS 6 at Quebec 6	S. Fiset
	125	J. LeClair	Feb. 25	FLYERS 7 at Montreal 0	P. Roy
	126	E. Lindros	Mar. 18	FLYERS 4 at Florida 3 (OT)	J. Vanbiesbrouck
	127	E. Lindros	Mar. 20	Montreal 4 at FLYERS 8	P. Roy
	128	E. Lindros	Feb. 3	FLYERS 7 at St. Louis 3	G. Fuhr (2), B. Racine (1)
1995-96 (3)	129	J. LeClair	Mar. 17	San Jose 2 at FLYERS 8	G. Sarjeant
	130	J. LeClair (c)	Mar. 31	Pittsburgh 1 at FLYERS 4	T. Barraso
	131	D. Hawerchuk	Nov. 21	Pittsburgh 3 at FLYERS 7	K. Wregget
1996-97 (5)	132	J. LeClair (d)	Feb. 6	Montreal 5 at FLYERS 9	T. Vokoun (2), J. Theodore (2)
	133	J. LeClair	Feb. 26	FLYERS 8 at Ottawa 5	R. Tugnutt (2), M. Bales (1)
	134	T. Klatt	Mar. 1	FLYERS 5 at Boston 5	B. Ranford
	135	E. Lindros (d)	Mar. 19	FLYERS 6 at Toronto 3	F. Potvin
	136	J. LeClair	Oct. 11	FLYERS 6 at Montreal 2	A. Moog
1997-98 (3)	137	E. Lindros	Dec. 11	NY Islanders 3 at FLYERS 4	T. Salo
	138	A. Daigle	Mar. 14	Detroit 1 at FLYERS 6	C. Osgood
	139	J. LeClair (c)	Oct. 16	FLYERS 5 at Tampa Bay 2	D. Puppa
1998-99 (2)	140	J. LeClair (d)	Nov. 29	Vancouver 2 at FLYERS 6	G. Snow
	141	E. Lindros	Dec. 9	Toronto 2 at FLYERS 4	G. Healy
1999-00 (1)	142	J. LeClair	Dec. 6	Tampa Bay 3 at FLYERS 6	D. Cloutier
	143	K. Primeau	Mar. 8	Calgary 2 at FLYERS 5	F. Brathwaite (2), ENG (1)
	144	M. Recchi	Oct. 20	Washington 3 at FLYERS 6	O. Kolzig (2), C. Billington (1)
2001-02 (3)	145	J. Dopita (d)	Jan. 8	Atlanta 4 at FLYERS 7	M. Hnlicka (2), D. Rhodes (2)
	146	S. Gagne	Mar. 2	FLYERS 5 at NY Rangers 6	M. Richter
	147	M. Recchi	Oct. 12	FLYERS 5 at Calgary 4	R. Turek
2002-03 (2)	148	J. LeClair (d)	Oct. 15	FLYERS 6 at Montreal 2	J. Theodore
		(None)			
2003-04 (0)					
2005-06 (2)	149	S. Gagne	Nov. 5	Atlanta 3 at FLYERS 4	M. Dunham
	150	M. Richards	Feb. 8	NY Islanders 2 at FLYERS 5	G. Snow (2), ENG (1)
2006-07 (0)					
2007-08 (7)	151	D. Briere	Nov. 21	FLYERS 6 at Carolina 3	C. Ward
	152	J. Lupul	Dec. 11	Pittsburgh 2 at FLYERS 8	D. Sabourin (2), T. Conklin (1)
	153	R.J. Umberger	Dec. 11	Pittsburgh 2 at FLYERS 8	D. Sabourin (2), T. Conklin (1)
	154	J. Lupul	Dec. 15	Carolina 6 at FLYERS 5	J. Grahame



## ALL-TIME FLYERS HAT TRICKS [REGULAR SEASON]

YEAR	NO.	PLAYER	DATE	SCORE	GOALTENDERS
2008-09 (3)	155	S. Hartnell (c)	Jan. 10	FLYERS 6 at NY Rangers 2	H. Lundqvist
	156	S. Hartnell	Jan. 19	FLYERS 5 at NY Islanders 3	R. DiPietro
	157	M. Knuble (c)	Feb. 2	Anaheim 0 at FLYERS 3	J. Hiller
	158	S. Hartnell	Dec. 11	Carolina 5 at FLYERS 6	M. Leighton
	159	S. Hartnell	Dec. 20	Washington 1 at FLYERS 7	J. Theodore
2009-2010 (3)	160	J. Carter	Apr. 3	Toronto 5 at FLYERS 8	M. Gerber
	161	M. Richards	Oct. 6	FLYERS 6 at Washington 5	S. Varlamov
	162	S. Gagne (c)	Dec. 30	NY Rangers 0 at FLYERS 6	C. Johnson
	163	D. Briere	Feb. 13	Montreal 2 at FLYERS 6	J. Halak (2), C. Price (1)
2010-2011(3)	164	J. Carter (c)	Nov. 11	FLYERS 8 at Carolina 1	C.Ward/J. Peters
	165	V. Leino	Mar. 12	Atlanta 4 at FLYERS 5	C. Mason
	166	J. van Riemsdyk	Mar. 26	FLYERS 4 at NY Islanders 1	R. DiPietro
2011-12 (2)	167	D. Briere (c)	Jan. 7	Ottawa 2 at FLYERS 3	C. Anderson
	168	S. Hartnell (c)	Jan. 22	Bruins 6 at FLYERS 5	T. Thomas
2012-13 (4)	169	M. Read	Jan. 26	FLYERS 7 at Florida 1	J. Theodore (1), S.Clemmensen (2)
	170	J. Voracek	Feb. 20	FLYERS 6 at Pittsburgh 5	T. Vokoun
	171	S. Hartnell	Apr. 15	FLYERS 7 at Montreal 3	C. Price (2), P. Budaj (1)
	172	W. Simmonds	Apr. 20	FLYERS 5 at Carolina 3	J. Peters
	173	V. Lecavalier	Oct. 26	FLYERS 5 at NY Islanders 2	K. Poulin
2013-14 (1)		(None)			
2014-15 (0)					
2015-16 (1)	174	B. Schenn	Mar. 1	Calgary 3 at FLYERS 5	J. Hiller
2016-17 (1)	175	B. Schenn	Dec. 10	Dallas 2 at FLYERS 4	K. Lehtonen
2017-18 (2)	176	W. Simmonds	Oct. 4	FLYERS 5 at San Jose 3	M. Jones
	177	C. Giroux	Apr. 7	NY Rangers 0 at FLYERS 5	H. Lundqvist
2018-19 (3)	178	J. van Riemsdyk	Jan. 14	Minnesota 3 at FLYERS 7	D. Dubnyk (2), ENG (1)
	179	S. Couturier	Jan. 16	Boston 3 at FLYERS 4	J. Halak
	180	J. van Riemsdyk	Mar. 15	FLYERS 6 at Toronto 7	F. Andersen
2019-20 (0)		(None)			

NOTE: The Flyers' all-time "hat trick game" record is 152-10-12; 95-5-7 at home, 57-5-5 on the road

The Flyers have had two players with a hat trick in the same game on six occasions, all at home, and are 6-0 in those games.

(a) Game played in Quebec, (c) Natural hat trick, (d) Four goals, (e) Five goals.



# ALL-TIME HAT TRICKS VS FLYERS [REGULAR SEASON]

YEAR	NO.	PLAYER	DATE	SCORE	GOALTENDERS
1967-68 (2)	1	W. Connelly	Jan. 10	FLYERS 4 at Minnesota 6	Favell
	2	F. Smith (a)	Mar. 17	Toronto 4 at FLYERS 7	Parent
1968-69 (4)	3	R. Berenson (e)	Nov. 7	St. Louis 8 at FLYERS 0	Favell
	4	E. Joyal	Dec. 4	FLYERS 1 at Los Angeles 3	Parent
	5	Y. Cournoyer	Jan. 25	FLYERS 3 at Montreal 6	Parent
	6	J. Pappin	Jan. 30	Chicago 12 at FLYERS 0	Favell (1), Parent (2)
1969-70 (4)	7	R. Berenson	Nov. 1	FLYERS 0 at St. Louis 8	Parent (2), Favell (1)
	8	C. Koroll	Dec. 14	FLYERS 1 at Chicago 4	Favell
	9	A. Delvecchio	Jan. 3	Detroit 6 at FLYERS 1	Parent (1), Favell (2)
	10	R. Backstrom	Mar. 5	Montreal 5 at FLYERS 2	Parent
1970-71 (3)	11	P. Henderson	Dec. 26	FLYERS 1 at Toronto 9	Parent (2), Favell (1)
	12	M. Tardif	Dec. 27	Montreal 5 at FLYERS 2	Favell
1971-72 (5)	13	J. Bucyk	Jan. 3	Boston 4 at FLYERS 1	Favell
	14	N. Ferguson	Oct. 13	FLYERS 5 at California 4	Gamble
	15	G. Unger	Oct. 30	FLYERS 4 at St. Louis 4	Gamble
	16	P. Esposito	Jan. 27	FLYERS 2 at Boston 4	Gamble (2), ENG (1)
	17	P. Esposito	Feb. 17	Boston 4 at FLYERS 1	Favell (2), ENG (1)
1972-73 (1)	18	Y. Cournoyer	Mar. 5	Montreal 4 at FLYERS 0	Taylor
	19	S. Vickers	Nov. 15	FLYERS 3 at NY Rangers 7	Belhumeur
1973-74 (1)	20	J. Lemaire	Oct. 25	Montreal 4 at FLYERS 0	Parent
1974-75 (0)			(None)		
1975-76 (2)	21	B. Nystrom	Dec. 30	FLYERS 2 at NY Islanders 6	Stephenson
	22	B. Clement	Jan. 27	FLYERS 4 at Atlanta 8	Taylor
1976-77 (3)	23	L. McDonald	Oct. 16	FLYERS 5 at Toronto 5	Parent
	24	B. Nystrom	Jan. 10	FLYERS 3 at NY Islanders 8	Parent
	25	E. Vail	Jan. 22	FLYERS 4 at Atlanta 4	Parent
	26	D. Sittler	Oct. 22	FLYERS 1 at Toronto 6	Stephenson (2), Parent (1)
1977-78 (2)	27	B. Schmautz	Dec. 23	FLYERS 1 at Boston 6	Stephenson
	28	J. Pronovost	Dec. 16	FLYERS 2 at Atlanta 7	Parent
	29	U. Nilsson	Jan. 21	FLYERS 5 at NY Rangers 5	Parent
	30	I. Boldirev	Mar. 15	Atlanta 4 at FLYERS 5	Stephenson
	31	S. Payne	Mar. 21	FLYERS 3 at Minnesota 7	Stephenson
	32	M. Fidler	Mar. 21	FLYERS 3 at Minnesota 7	Stephenson
	33	M. Bossy (c)	Apr. 7	FLYERS 2 at NY Islanders 9	Stephenson (3), Moore (1)
			(None)		
1979-80 (0)			(None)		
1980-81 (7)	34	P. Gardner (c)	Dec. 13	FLYERS 6 at Pittsburgh 5	Myre
	35	S. Christoff	Jan. 22	Minnesota 4 at FLYERS 5	Peeters
	36	M. Tremblay	Jan. 24	FLYERS 3 at Montreal 6	Peeters
	37	W. Miller	Feb. 8	Hartford 6 at FLYERS 6	Myre
	38	W. Gretzky (c)	Mar. 7	Edmonton 5 at FLYERS 3	St. Croix
	39	D. Gare	Mar. 8	FLYERS 4 at Buffalo 8	Peeters
	40	M. Gartner	Mar. 24	Washington 5 at FLYERS 2	Peeters
	41	K. Acton	Oct. 27	FLYERS 2 at Montreal 11	Peeters
	42	S. Smyl	Oct. 31	Vancouver 8 at FLYERS 4	Peeters
	43	R. Duguay	Nov. 5	NY Rangers 6 at FLYERS 2	St. Croix
	44	P. Gardner	Nov. 7	FLYERS 2 at Pittsburgh 7	Lindbergh
	45	T. Tookey	Nov. 21	FLYERS 4 at Washington 10	St. Croix
	46	D. Maruk	Nov. 21	FLYERS 4 at Washington 10	St. Croix
	47	W. Gretzky (d)	Dec. 30	FLYERS 5 at Edmonton 7	Peeters (4), ENG (1)
	48	B. Trottier	Jan. 7	NY Islanders 5 at FLYERS 4	St. Croix
	49	D. Lever	Jan. 26	FLYERS 4 at Colorado 7	Peeters
1981-82 (14)	50	W. Gretzky	Jan. 31	FLYERS 4 at Edmonton 7	St. Croix
	51	B. Trottier (d)	Feb. 13	FLYERS 2 at NY Islanders 8	Peeters
	52	K. Nilsson (c)	Feb. 27	FLYERS 9 at Calgary 8	Peeters
	53	W. Lindstrom (d)	Mar. 2	Winnipeg 7 at FLYERS 6	Peeters
	54	R. Ruotsalainen	Mar. 17	FLYERS 2 at NY Rangers 5	Lindbergh
	55	B. Pederson	Dec. 5	FLYERS 4 at Boston 6	Lindbergh
	56	B. Stoughton	Dec. 11	FLYERS 4 at Hartford 7	Lindbergh
	57	M. Hallin	Mar. 19	FLYERS 2 at NY Islanders 9	Froese
	58	R. Vaive	Oct. 23	Toronto 5 at FLYERS 8	Lindbergh
	59	B. MacLellan (c)	Nov. 3	Los Angeles 6 at FLYERS 5	Lindbergh
1982-83 (3)	60	B. Gustafsson (d)	Jan. 8	Washington 7 at FLYERS 1	Lindbergh
			(None)		
1984-85 (0)			(None)		
1985-86 (3)	61	P. Gagne	Oct. 10	New Jersey 6 at FLYERS 5	Lindbergh
	62	W. Gretzky	Dec. 31	FLYERS 3 at Edmonton 4	Froese
	63	P. Verbeek	Mar. 8	FLYERS 3 at New Jersey 7	Jensen (1), Froese (2)
1986-87 (2)	64	S. Burr	Nov. 13	Detroit 5 at FLYERS 7	Hextall
	65	M. Bossy	Nov. 29	FLYERS 6 at NY Islanders 5	Hextall
1987-88 (3)	66	P. Verbeek	Jan. 10	New Jersey 7 at FLYERS 5	Laforest
	67	H. Loob (c)	Mar. 3	FLYERS 3 at Calgary 6	Hextall
	68	G. Anderson (c)	Mar. 4	FLYERS 4 at Edmonton 7	Laforest
	69	M. Lemieux	Oct. 18	FLYERS 2 at Pittsburgh 4	Hextall
1988-89 (6)	70	S. Yzerman	Nov. 4	FLYERS 4 at Detroit 3	Laforest
	71	S. Yzerman	Nov. 12	Detroit 5 at FLYERS 4	Hextall
	72	B. Nicholls	Nov. 22	Los Angeles 6 at FLYERS 1	Hextall
	73	M. Ridley	Dec. 6	FLYERS 3 at Washington 4	Laforest
	74	G. Leeman	Mar. 19	Toronto 6 at FLYERS 8	Wregget
	75	S. Turgeon	Oct. 5	New Jersey 6 at FLYERS 2	Wregget



# ALL-TIME HAT TRICKS VS FLYERS [REGULAR SEASON]

	76	A. Secord	Jan. 11	Chicago 5 at FLYERS 4	Wregget
	77	G. Courtnall	Jan. 28	FLYERS 2 at Washington 7	Wregget (2), Peeters (1)
	78	T. Tanti	Jan. 30	FLYERS 6 at Pittsburgh 3	Wregget
	79	J. Hunter	Feb. 20	FLYERS 4 at Pittsburgh 6	Wregget (2), ENG (1)
1990-91 (2)	80	M. Messier (c)	Mar. 3	FLYERS 3 at Edmonton 5	Hextall
	81	P. LaFontaine	Oct. 27	FLYERS 2 at NY Islanders 5	Hextall (2), Wregget (1)
	82	M. Lemieux	Mar. 26	Pittsburgh 3 at FLYERS	Peeters
1991-92 (2)	83	K. Stevens (c)	Nov. 29	Pittsburgh 9 at FLYERS 3	Wregget (3), Roussel (1)
	84	D. Hunter	Mar. 20	FLYERS 7 at Washington 6	Hextall
1992-93 (3)	85	V. Prokhorov	Oct. 31	FLYERS 4 at St. Louis 6	Roussel (2), Beauregard (1)
	86	M. Lemieux (c)	Mar. 20	FLYERS 3 at Pittsburgh 9	Soderstrom (2), Roussel (1)
	87	E. Olczyk	Mar. 24	FLYERS 5 at NY Rangers 4	Soderstrom
1993-94 (2)	88	K. Tkachuk	Oct. 23	Winnipeg 9 at FLYERS 6	Soderstrom
	89	T. Fleury	Mar. 31	Calgary 4 at FLYERS 1	Soderstrom (2), ENG (1)
1994-95 (1)	90	C. Neely	Jan. 22	FLYERS 1 at Boston 4	Roussel
1995-96 (2)	91	M. Lemieux	Jan. 27	FLYERS 4 at Pittsburgh 7	Snow (2), Hextall (1)
	92	P. Forsberg	Feb. 11	Colorado 5 at FLYERS 3	Hextall
1996-97 (0)		(None)			
1997-98 (2)	93	Z. Palfy	Jan. 28	FLYERS 1 at NY Islanders 6	Snow
	94	R. McKay	Mar. 24	FLYERS 2 at New Jersey 3	Hextall
1998-99 (3)	95	P. Bure	Jan. 26	Florida 3 at FLYERS 3	Vanbiesbrouck
	96	P. Nedved	Feb. 28	FLYERS 5 at NY Rangers 6	Vanbiesbrouck
	97	A. Yashin	Mar. 4	Ottawa 5 at FLYERS 0	Pelletier
1999-00 (2)	98	P. Bondra	Oct. 12	FLYERS 4 at Washington 5	Vanbiesbrouck
	99	B. Savage	Oct. 14	Montreal 5 at FLYERS 4	Boucher
2000-01 (3)	100	A. Kovalev	Nov. 8	FLYERS 2 at Pittsburgh 5	Boucher
	101	S. Konowalchuk	Nov. 18	Washington 3 at FLYERS 5	Boucher
	102	A. Kovalev	Feb. 7	FLYERS 4 at Pittsburgh 9	Cechmanek (2), Boucher (1)
2001-02 (3)	103	O. Petrov	Jan. 14	FLYERS 5 at Montreal 3	Boucher
	104	P. Kariya	Feb. 6	FLYERS 4 at Anaheim 5	Boucher
	105	E. Lindros	Mar. 2	FLYERS 5 at NY Rangers 6	Cechmanek (1), Boucher (2)
2002-03 (1)	106	D. Heatley	Jan. 13	Atlanta 7 at FLYERS 4	Esche (2), Cechmanek (1)
2003-04 (1)	107	F. Modin	Jan. 3	FLYERS 1 at Tampa Bay 6	Esche
2005-06 (7)	108	E. Staal	Oct. 28	FLYERS 6 at Carolina 8	Niittymaki
	109	V. Prospal	Nov. 14	FLYERS 2 at Tampa Bay 5	Esche (2), ENG (1)
	110	J. Blake	Nov. 26	NY Islanders 4 at FLYERS 2	Niittymaki (2), ENG (1)
	111	J. Bulis	Jan. 25	Montreal 5 at FLYERS 3	Esche
	112	F. Modin	Jan. 28	Tampa Bay 6 at FLYERS 0	Niittymaki
	113	M. Ryder	Feb. 5	FLYERS 0 at Montreal 5	Niittymaki
	114	J. Jagr	Mar. 22	FLYERS 6 at NY Rangers 3	Esche
2006-07 (3)	115	S. Crosby	Oct. 28	Pittsburgh 8 at FLYERS 2	Niittymaki (2), Esche (1)
	116	M. Straka	Jan. 4	FLYERS 2 at NY Rangers 3	Esche
	117	J. Blake	Feb. 27	FLYERS 5 at NY Islanders 6	Niittymaki
2007-08 (0)		(None)			
2008-09 (0)		(None)			
2009-10 (2)	118	D. Heatley	Nov. 20	FLYERS 3 at San Jose 6	Emery
	119	A. Kovalev	Jan. 3	FLYERS 4 at Ottawa 7	Boucher
2010-11 (3)	120	S. Stamkos	Nov. 18	Tampa Bay 8 at FLYERS 7	Bobrovsky (1), Boucher (2)
	121	R. Callahan	Mar. 6	FLYERS 0 at NY Rangers 7	Boucher (2), Bobrovsky (1)
	122	P. Elias	Apr. 1	FLYERS 2 at New Jersey 4	Boucher
2011-12 (1)	123	R. Callahan	Feb. 11	NY Rangers 5 at FLYERS 2	Bobrovsky
2012-13 (0)		(None)			
2013-14 (3)	124	J. Ward	Nov. 1	Washington 7 at FLYERS 0	Mason (1), Emery (2)
	125	T. Seguin	Dec. 7	FLYERS 1 at Dallas 5	Mason
	126	J. PavelSKI	Feb. 27	San Jose 7 at FLYERS 3	Mason
2014-15 (1)	127	J. Jagr	Jan. 3	FLYERS 2 at New Jersey 5	Emery (2), Mason (1)
2015-16 (1)	128	J. Skinner	Dec. 15	Carolina 3 at FLYERS 4 (OT)	Neuvirth
2016-17 (3)	129	R. Fabbri	Dec. 28	FLYERS 3 at St. Louis 6	Mason
	130	R. Kesler	Jan. 1	FLYERS 3 at Anaheim 4	Mason
	131	S. Aho	Jan. 31	FLYERS 1 at Carolina 5	Mason
2017-18 (2)	132	S. Monahan	Nov. 18	Calgary 5 at FLYERS 4 (OT)	Elliott
	133	C. Atkinson	Mar. 15	Columbus 5 at FLYERS 3	Mrazek
2018-19 (2)	134	A. Johansson	Nov. 24	FLYERS 0 at Toronto 6	Pickard
	135	B. Gallagher	Feb. 21	FLYERS 1 at Montreal 5	Hart (2), Elliott (1)
2019-20 (1)	136	T. Meier	Dec. 28	FLYERS 1 at San Jose 6	Hart





# ALL-TIME FLYERS SHUTOUTS [REGULAR SEASON]

YEAR	NO.	DATE	OPPONENT	SCORE	FLYERS GOALIE	YEAR	NO.	DATE	OPPONENT	SCORE	FLYERS GOALIE
1967-68 (8)	1	Oct.19	PITTSBURGH	1-0	Favell		77	Jan. 7	LOS ANGELES	3-0	Parent
	2	Dec. 8	Los Angeles	3-0	Favell		78	Mar. 6	COLORADO	5-0	Moore
	3	Dec. 16	St. Louis	1-0	Parent		79	Mar. 14	Chicago	4-0	Stephenson
	4	Dec. 21	MINNESOTA	6-0	Parent		80	Mar. 29	VANCOUVER	5-0	Moore
	5	Dec. 30	Los Angeles	2-0	Favell	1979-80 (1)	81	Feb. 2	Pittsburgh	4-0	Peeters
	6	Mar. 10	MINNESOTA	2-0	Parent	1980-81 (4)	82	Oct. 28	CALGARY	8-0	Peeters
	7	Mar. 14	LOS ANGELES	0-0	Parent		83	Dec. 18	COLORADO	2-0	St. Croix
	8	Mar. 28	ST. LOUIS	2-0	Favell		84	Jan. 21	Pittsburgh	5-0	Peeters
1968-69 (2)	9	Oct. 17	PITTSBURGH	3-0	Parent		85	Mar. 30	NY Rangers	0-0	St. Croix
	10	Nov. 9	Pittsburgh	3-0	Favell	1981-82 (0)				None	
1969-70 (4)	11	Oct. 26	ST. LOUIS	0-0	Parent	1982-83 (7)	86	Nov. 27	Los Angeles	4-0	Lindbergh
	12	Dec. 21	PITTSBURGH	4-0	Parent		87	Dec. 4	Pittsburgh	0-0	Lindbergh
	13	Jan. 24	Minnesota	6-0	Favell		88	Jan. 16	NY Rangers	4-0	Froese
	14	Jan. 25	ST. LOUIS	2-0	Parent		89	Jan. 22	NY Islanders	1-0	Froese
	15	Oct. 17	Pittsburgh	0-0	Parent		90	Feb. 5	Los Angeles	2-0	Lindbergh
1970-71 (4)	16	Dec. 4	California	4-0	Parent		91	Feb. 20	NEW JERSEY	3-0	Froese
	17	Jan. 14	TORONTO	3-0	Favell		92	Feb. 27	NY ISLANDERS	2-0	Froese
	18	Feb. 17	Los Angeles	4-0	Favell	1983-84 (3)	93	Dec. 22	NEW JERSEY	5-0	Lindbergh
	19	Oct. 16	Los Angeles	1-0	Favell		94	Jan. 19	NEW JERSEY	2-0	Froese
	20	Nov. 18	LOS ANGELES	2-0	Gamble		95	Feb. 5	TORONTO	7-0	Froese
1971-72 (7)	21	Dec. 5	CALIFORNIA	3-0	Favell	1984-85 (3)	96	Nov. 9	ST. LOUIS	6-0	Lindbergh
	22	Dec. 16	BUFFALO	5-0	Favell		97	Mar. 30	NY RANGERS	3-0	Froese
	23	Jan. 30	PITTSBURGH	4-0	Gamble		98	Apr. 4	NY ISLANDERS	3-0	Lindbergh
	24	Mar. 2	MINNESOTA	3-0	Favell	1985-86 (8)	99	Oct. 24	HARTFORD	3-0	Lindbergh
	25	Mar. 25	CALIFORNIA	3-0	Favell		100	Nov. 21	HARTFORD	3-0	Froese
	26	Feb. 25	California	7-0	Favell		101	Dec. 7	NY RANGERS	4-0	Froese
	27	Mar. 4	TORONTO	10-0	Favell		102	Jan. 9	WASHINGTON	4-0	Jensen
	28	Mar. 22	VANCOUVER	9-0	Favell		103	Jan. 12	CALGARY	3-0	Froese
1972-73 (3)	29	Oct. 11	TORONTO	2-0	Parent		104	Jan. 25	St. Louis	1-0	Jensen
	30	Oct. 13	NY Islanders	6-0	Parent		105	Feb. 12	Buffalo	4-0	Froese
	31	Oct. 27	Pittsburgh	6-0	Parent		106	Mar. 13	WASHINGTON	2-0	Froese
	32	Nov. 1	CHICAGO	1-0	Parent	1986-87 (1)	107	Jan. 6	NEW JERSEY	4-0	Hextall
	33	Nov. 4	PITTSBURGH	7-0	Parent	1987-88 (1)	108	Mar. 26	WINNIPEG	6-0	Laforest
	34	Nov. 24	St. Louis	1-0	Parent	1988-89 (0)				None	
	35	Dec. 16	NY ISLANDERS	4-0	Parent	1989-90 (1)	109	Feb. 15	TORONTO	3-0	Peeters
	36	Jan. 13	ATLANTA	1-0	Parent	1990-91 (1)	110	Nov. 11	VANCOUVER	2-0	Peeters
1973-74 (12)	37	Jan. 19	LOS ANGELES	2-0	Parent	1991-92 (4)	111	Dec. 21	Minnesota	3-0	Hextall
	38	Jan. 25	California	5-0	Parent		112	Feb. 8	Quebec	3-0	Hextall
	39	Mar. 3	MONTREAL	6-0	Parent		113	Feb. 27	Calgary	3-0	Roussel
	40	Apr. 4	NY ISLANDERS	4-0	Parent		114	Mar. 1	San Jose	1-0	Hextall
	41	Nov. 2	Montreal	3-0	Parent	1992-93 (6)	115	Jan. 10	EDMONTON	4-0	Soderstrom
	42	Nov. 7	MINNESOTA	2-0	Parent		116	Feb. 11	MONTREAL	0-0	Soderstrom
	43	Nov. 10	CALIFORNIA	3-0	Parent		117	Mar. 5	Washington	3-0	Soderstrom
	44	Dec. 1	KANSAS CITY	10-0	Parent		118	Apr. 4	TORONTO	4-0	Soderstrom
1974-75 (13)	45	Dec. 12	MINNESOTA	6-0	Parent		119	Apr. 10	Toronto	4-0	Soderstrom
	46	Dec. 22	PITTSBURGH	4-0	Parent		120	Apr. 12	NY RANGERS	1-0	Roussel
	47	Jan. 1	Vancouver	2-0	Parent	1993-94 (3)	121	Oct. 15	Washington	3-0	Roussel
	48	Jan. 16	WASHINGTON	4-0	Parent		122	Nov. 26	TAMPA BAY	3-0	Soderstrom
	49	Feb. 1	BUFFALO	6-0	Parent		123	Dec. 27	Buffalo	2-0	Soderstrom
	50	Mar. 1	KANSAS CITY	3-0	Stephenson	1994-95 (2)	124	Feb. 25	Montreal	7-0	Hextall
	51	Mar. 13	PITTSBURGH	6-0	Parent		125	May 2	NY Islanders	2-0	Roussel
	52	Mar. 16	LOS ANGELES	3-0	Parent	1995-96 (5)	126	Oct. 14	NY Islanders	3-0	Roussel
1975-76 (1)	53	Mar. 22	MINNESOTA	4-0	Parent		127	Dec. 14	TAMPA BAY	4-0	Hextall
	54	Nov. 2	KANSAS CITY	10-0	Stephenson		128	Mar. 16	WINNIPEG	3-0	Hextall
1976-77 (8)	55	Oct. 10	LOS ANGELES	1-0	Parent		129	Mar. 23	Toronto	4-0	Hextall
	56	Oct. 28	PITTSBURGH	3-0	Parent		130	Mar. 25	HARTFORD	3-0	Hextall
	57	Nov. 16	DETROIT	2-0	Parent	1996-97 (7)	131	Oct. 22	ANAHEIM	3-0	Hextall
	58	Dec. 18	St. Louis	2-0	Parent		132	Dec. 14	Hartford	4-0	Snow
	59	Dec. 30	Los Angeles	2-0	Stephenson		133	Dec. 15	BOSTON	6-0	Hextall
	60	Jan. 27	St. Louis	2-0	Stephenson		134	Dec. 19	NY ISLANDERS	5-0	Snow
	61	Feb. 3	CHICAGO	6-0	Parent		135	Dec. 21	ST. LOUIS	4-0	Hextall
	62	Mar. 13	PITTSBURGH	4-0	Stephenson		136	Mar. 9	WASHINGTON	5-0	Hextall
1977-78 (10)	63	Oct. 16	ST. LOUIS	7-0	Stephenson		137	Mar. 23	COLORADO	2-0	Hextall
	64	Oct. 20	PITTSBURGH	11-0	Parent	1997-98 (6)	138	Nov. 11	OTTAWA	1-0	Hextall
	65	Nov. 13	DETROIT	3-0	Stephenson		139	Dec. 14	TAMPA BAY	3-0	Hextall
	66	Nov. 20	ATLANTA	4-0	Parent		140	Dec. 20	FLORIDA	2-0	Snow
	67	Nov. 27	LOS ANGELES	2-0	Stephenson		141	Dec. 31	Vancouver	8-0	Hextall
	68	Nov. 29	Vancouver	3-0	Parent		142	Jan. 20	BUFFALO	3-0	Hextall
	69	Dec. 21	Cleveland	4-0	Parent		143	Apr. 2	LOS ANGELES	3-0	Burke
	70	Feb. 2	COLORADO	3-0	Parent	1998-99 (7)	144	Oct. 9	NY Rangers	1-0	Vanbiesbrouck
1978-79 (8)	71	Feb. 6	ST. LOUIS	2-0	Parent		145	Dec. 12	Toronto	3-0	Vanbiesbrouck
	72	Apr. 6	NY RANGERS	3-0	Parent		146	Jan. 7	NY ISLANDERS	5-0	Vanbiesbrouck
	73	Oct. 26	TORONTO	5-0	Parent		147	Jan. 9	CAROLINA	2-0	Hextall/
	74	Nov. 12	Vancouver	4-0	Parent						Vanbiesbrouck
	75	Nov. 30	ST. LOUIS	3-0	Stephenson		148	Jan. 11	NASHVILLE	8-0	Vanbiesbrouck
	76	Dec. 10	NY Rangers	4-0	Parent		149	Jan. 13	Washington	3-0	Vanbiesbrouck
							150	Jan. 18	Ottawa	5-0	Vanbiesbrouck



# ALL-TIME FLYERS SHUTOUTS [REGULAR SEASON]

YEAR	NO.	DATE	OPPONENT	SCORE	FLYERS GOALIE	YEAR	NO.	DATE	OPPONENT	SCORE	FLYERS GOALIE		
1999-00 (7)	151	Oct. 20	NY RANGERS	5-0	Vanbiesbrouck	2013-14 (6)	216	Nov. 2	New Jersey	1-0	Emery		
	152	Oct. 22	NY Rangers	2-0	Vanbiesbrouck		217	Nov. 12	Ottawa	5-0	Mason		
	153	Oct. 24	FLORIDA	2-0	Vanbiesbrouck		218	Jan. 28	Detroit	5-0	Mason		
	154	Dec. 18	TAMPA BAY	4-0	Boucher		219	Feb. 1	Los Angeles	2-0	Mason		
	155	Mar. 4	Boston	3-0	Boucher		220	Mar. 15	Pittsburgh	4-0	Mason		
	156	Mar. 21	Nashville	2-0	Boucher		221	Apr. 1	St. Louis	0-1	Emery (SOL)		
	2000-01 (11)	157	Apr. 8	BOSTON	3-0	Boucher	2014-15 (3)	222	Nov. 24	NY Islanders	0-1	Mason (SOL)	
		158	Oct. 26	NY RANGERS	3-0	Boucher		223	Jan. 31	TORONTO	1-0	Mason	
		159	Nov. 4	BUFFALO	3-0	Cechmanek		224	Mar. 12	St. Louis	0-1	Mason (SOL)	
		160	Nov. 9	EDMONTON	2-0	Cechmanek		2015-16 (7)	225	Oct. 12	FLORIDA	1-0	Neuvirth
		161	Jan. 12	Tampa Bay	3-0	Cechmanek			226	Oct. 14	CHICAGO	3-0	Neuvirth
		162	Jan. 22	LOS ANGELES	3-0	Cechmanek			227	Nov. 17	Winnipeg	3-0	Neuvirth
		163	Feb. 1	NY ISLANDERS	2-0	Cechmanek	228		Nov. 28	NY Rangers	3-0	Mason	
		164	Feb. 19	CAROLINA	4-0	Cechmanek	229		Dec. 17	VANCOUVER	2-0	Mason	
		165	Feb. 24	TAMPA BAY	0-0	Cechmanek	230		Jan. 9	NY ISLANDERS	4-0	Mason	
		2001-02 (7)	166	Mar. 1	BUFFALO	2-0	Cechmanek	2016-17 (5)	231	Mar. 5	COLUMBUS	6-0	Mason
			167	Mar. 15	MINNESOTA	3-0	Cechmanek		232	Dec. 11	Detroit	1-0	Stolarz
			168	Mar. 31	DETROIT	1-0	Cechmanek		233	Jan. 25	NY Rangers	2-0	Mason
169			Oct. 30	Washington	3-0	Boucher	234		Feb. 28	COLORADO	4-0	Mason	
170			Oct. 31	PITTSBURGH	3-0	Boucher	235		Mar. 15	PITTSBURGH	4-0	Mason	
171			Nov. 15	WASHINGTON	5-0	Boucher/ Cechmanek	236		Apr. 1	NEW JERSEY	3-0	Stolarz/ Neuvirth	
2002-03 (8)			172	Dec. 1	TAMPA BAY	2-0	Cechmanek	2017-18 (3)	237	Nov. 2	St. Louis	2-0	Neuvirth
			173	Jan. 19	Toronto	3-0	Cechmanek		238	Feb. 26	Montreal	1-0	Mrazek
			174	Feb. 9	St. Louis	5-0	Cechmanek		239	Apr. 7	NY RANGERS	5-0	Elliott
	175		Feb. 27	New Jersey	1-0	Cechmanek	2018-19 (3)	240	Nov. 10	CHICAGO	4-0	Elliott	
	176		Dec. 14	BUFFALO	2-0	Esche		241	Nov. 23	NY RANGERS	4-0	Pickard	
	177		Jan. 3	Anaheim	1-0	Esche		242	Jan. 29	NY Rangers	1-0	Stolarz	
	178		Jan. 9	NY Islanders	4-0	Cechmanek	2019-20 (3)	243	Oct. 9	NEW JERSEY	4-0	Hart	
	179		Feb. 20	LOS ANGELES	5-0	Cechmanek		244	Jan. 21	PITTSBURGH	3-0	Elliott	
	180		Feb. 25	Chicago	2-0	Cechmanek		245	Feb. 3	Detroit	3-0	Elliott	
	2003-04 (7)		181	Mar. 4	VANCOUVER	3-0	Cechmanek						
			182	Mar. 29	PITTSBURGH	3-0	Cechmanek						
			183	Apr. 1	COLUMBUS	4-0	Cechmanek						
		184	Oct. 9	BUFFALO	2-0	Hackett							
		185	Oct. 16	San Jose	0-0	Hackett							
		186	Oct. 27	MONTREAL	5-0	Esche							
		187	Nov. 15	ATLANTA	4-0	Hackett							
		188	Jan. 17	Toronto	4-0	Esche							
		189	Mar. 20	NY RANGERS	3-0	Esche							
190		Apr. 1	Montreal	2-0	Burke								
2005-06 (3)		191	Dec. 6	CALGARY	1-0 (SO)	Niittymaki							
		192	Jan. 2	Boston	1-0	Niittymaki							
		193	Mar. 15	Florida	4-0	Esche							
2006-07 (1)		194	Oct. 30	CHICAGO	3-0	Esche							
2007-08 (6)		195	Oct. 16	ATLANTA	4-0	Biron							
		196	Oct. 18	NEW JERSEY	4-0	Biron							
		197	Dec. 30	Florida	1-0	Niittymaki							
		198	Feb. 2	ANAHEIM	3-0	Biron							
	199	Apr. 4	NEW JERSEY	3-0	Biron								
	200	Apr. 6	PITTSBURGH	2-0	Biron								
	2008-09 (3)	201	Oct. 28	Atlanta	7-0	Niittymaki							
		202	Nov. 21	Buffalo	3-0	Biron							
		203	Feb. 25	LOS ANGELES	2-0	Biron							
	2009-10 (5)	204	Oct. 2	CAROLINA	2-0	Emery							
205		Dec. 30	N.Y. RANGERS	6-0	Leighton								
206		Jan. 21	N.Y. Rangers	2-0	Emery								
207		Feb. 1	CALGARY	3-0	Emery								
208		Apr. 6	TORONTO	2-0	Boucher								
2010-11 (0)													
2011-12 (6)	209	Oct. 8	NEW JERSEY	3-0	Bryzgalov								
	210	Feb. 7	N.Y. ISLANDERS	0-1	Bryzgalov (SOL)								
	211	Mar. 4	WASHINGTON	1-0	Bryzgalov								
	212	Mar. 8	Florida	5-0	Bryzgalov								
	213	Mar. 10	TORONTO	1-0 (SO)	Bryzgalov								
	214	Mar. 13	New Jersey	3-0	Bryzgalov								
2012-13 (1)	215	Feb. 18	N.Y. ISLANDERS	7-0	Bryzgalov								

## NOTES:

Since the advent of the shootout in 2005-06, the Flyers have had seven games reach the shootout with a 0-0 score. A goaltender gets credit for a shutout in those circumstances regardless of the shootout result. They are noted above by SOW and SOL designations. The Flyers are 3-4 in those games.

\*For Flyers shutouts in the Playoffs, see Flyers Playoff Section



# ALL-TIME SHUTOUTS VS FLYERS [REGULAR SEASON]

YEAR	NO.	DATE	OPPONENT	SCORE	OPP. GOALIE	YEAR	NO.	DATE	OPPONENT	SCORE	OPP. GOALIE
1967-68 (9)	1	Nov. 15	Pittsburgh	5-0	H. Bassen	1988-89 (1)	77	Mar. 19	Pittsburgh	7-0	S. Guenette
	2	Dec. 10	CHICAGO	3-0	D. DeJordy		78	Mar. 22	BOSTON	3-0	A. Moog
	3	Jan. 25	MINNESOTA	3-0	C. Maniago		79	Jan. 26	WASHINGTON	1-0	C. Malarchuk
	4	Jan. 28	LOS ANGELES	2-0	T. Sawchuk		80	Nov. 18	WINNIPEG	1-0	D. Berthiaume
	5	Feb. 14	Oakland	4-0	G. Smith/ C. Hodge	1990-91 (6)	81	Dec. 8	Minnesota	7-0	B. Hayward
1968-69 (10)	6	Mar. 2	NY Rangers	4-0	E. Giacomin		82	Dec. 22	Hartford	1-0	D. Reaugh
	7	Mar. 14	LOS ANGELES	0-0	T. Sawchuk		83	Feb. 2	HARTFORD	2-0	P. Sidorkiewicz
	8	Mar. 27	St. Louis	3-0	G. Hall		84	Mar. 12	Los Angeles	6-0	K. Hrudey
	9	Mar. 30	PITTSBURGH	2-0	L. Binkley		85	Mar. 16	Washington	6-0	D. Beaupre
	10	Nov. 7	ST. LOUIS	8-0	J. Plante	1991-92 (3)	86	Mar. 28	WASHINGTON	3-0	D. Beaupre
	12	Nov. 21	MONTREAL	3-0	G. Worsley		87	Oct. 19	MONTREAL	1-0	R. Melanson
	13	Nov. 30	St. Louis	1-0	G. Hall		88	Oct. 25	Winnipeg	2-0	B. Essensa
	14	Dec. 6	Oakland	4-0	G. Smith		89	Jan. 23	WINNIPEG	1-0	S. Beaugerard
	15	Dec. 12	TORONTO	1-0	J. Bower	1992-93 (3)	90	Oct. 17	New Jersey	2-0	C. Terreri
	16	Dec. 14	Montreal	1-0	T. Esposito		91	Dec. 23	PITTSBURGH	4-0	T. Barraso
1969-70 (8)	17	Jan. 16	MONTREAL	4-0	R. Vachon		92	Feb. 11	MONTREAL	0-0	A. Racicot
	18	Jan. 30	CHICAGO	12-0	D. DeJordy	1993-94 (5)	93	Dec. 4	Calgary	6-0	M. Vernon
	19	Feb. 4	DETROIT	2-0	R. Edwards		94	Jan. 6	Dallas	8-0	D. Wakaluk
	20	Feb. 15	CHICAGO	3-0	D. Dryden		95	Feb. 5	Boston	4-0	J. Casey
	21	Oct. 11	Minnesota	4-0	C. Maniago		96	Feb. 13	PITTSBURGH	3-0	T. Barraso
	22	Oct. 26	ST. LOUIS	0-0	J. Plante		97	Feb. 25	NY Islanders	2-0	R. Hexhall
	23	Nov. 1	St. Louis	8-0	J. Plante	1994-95 (3)	98	Feb. 6	Ottawa	3-0	D. Beaupre
	24	Dec. 20	St. Louis	3-0	J. Plante		99	Feb. 9	FLORIDA	3-0	J. Vanbiesbrouck
	25	Jan. 31	CHICAGO	5-0	T. Esposito		100	Apr. 30	NY Rangers	2-0	G. Healy
	26	Mar. 21	Montreal	2-0	R. Vachon		101	Jan. 13	NY Rangers	4-0	G. Healy
1970-71 (3)	27	Apr. 2	ST. LOUIS	1-0	E. Wakely	1995-96 (2)	102	Mar. 3	Washington	3-0	J. Carey
	28	Apr. 4	MINNESOTA	1-0	G. Worsley		103	Oct. 13	CALGARY	1-0	T. Kidd
	29	Oct. 17	Pittsburgh	0-0	L. Binkley		104	Nov. 26	Boston	2-0	B. Ranford
	30	Dec. 12	BOSTON	1-0	G. Cheevers	1996-97 (2)	105	Oct. 27	NEW JERSEY	5-0	M. Brodeur
	31	Dec. 18	California	1-0	G. Smith		106	Nov. 20	SAN JOSE	3-0	M. Vernon
1971-72 (7)	32	Oct. 21	LOS ANGELES	7-0	G. Edwards		107	Dec. 3	BOSTON	3-0	B. Dafoe
	33	Nov. 3	Chicago	3-0	G. Smith		108	Jan. 24	Detroit	1-0	C. Osgood
	34	Nov. 7	MINNESOTA	3-0	G. Worsley		109	Feb. 4	Dallas	1-0	R. Turek
	35	Dec. 9	NY RANGERS	5-0	G. Villemure	1998-99 (4)	110	Dec. 4	Buffalo	3-0	D. Hasek
	36	Dec. 19	TORONTO	4-0	J. Plante		111	Mar. 4	OTTAWA	5-0	D. Rhodes
	37	Jan. 11	Detroit	5-0	A. Smith		112	Mar. 13	Pittsburgh	4-0	P. Skudra
	38	Mar. 5	MONTREAL	4-0	K. Dryden		113	Apr. 3	Boston	3-0	B. Dafoe
	39	Oct. 14	Detroit	5-0	R. Edwards	1999-00 (6)	114	Oct. 2	OTTAWA	3-0	P. Lalime
	40	Jan. 7	Buffalo	2-0	D. Dryden		115	Oct. 7	CAROLINA	2-0	A. Irbe
	41	Mar. 1	LOS ANGELES	2-0	R. Vachon		116	Jan. 14	Atlanta	1-0	N. Maracle
1972-73 (3)	42	Oct. 20	Los Angeles	3-0	R. Vachon		117	Jan. 30	Washington	2-0	O. Kolzig
	43	Oct. 25	MONTREAL	4-0	W. Thomas		118	Mar. 1	Dallas	2-0	E. Belfour
	44	Jan. 11	Montreal	6-0	M. Larocque	2000-01 (3)	119	Apr. 2	Carolina	1-0	A. Irbe
1974-75 (2)	45	Feb. 8	Minnesota	5-0	P. LoPresti		120	Nov. 24	PITTSBURGH	1-0	G. Snow
	46	Oct. 23	NY Islanders	3-0	G. Resch		121	Nov. 30	Carolina	2-0	A. Irbe
1975-76 (3)	47	Jan. 18	Chicago	2-0	T. Esposito		122	Feb. 24	TAMPA BAY	0-0	K. Weekes
	48	Apr. 4	NY Rangers	2-0	J. Davidson	2001-02 (3)	123	Dec. 6	NY ISLANDERS	2-0	G. Snow
	49	Oct. 7	NY ISLANDERS	3-0	G. Resch		124	Feb. 12	NY ISLANDERS	1-0 (OT)	G. Snow
1976-77 (3)	50	Nov. 13	Pittsburgh	1-0	D. Wilson		125	Apr. 10	New Jersey	1-0	M. Brodeur
	51	Feb. 24	Buffalo	2-0	D. Edwards		126	Nov. 7	NEW JERSEY	1-0	M. Brodeur
1977-78 (2)	52	Dec. 18	MONTREAL	2-0	K. Dryden		127	Nov. 23	Toronto	6-0	E. Belfour
	53	Feb. 23	Buffalo	4-0	D. Edwards	2002-03 (9)	128	Nov. 29	TORONTO	3-0	E. Belfour
1978-79 (4)	54	Oct. 21	Toronto	2-0	M. Palmateer		129	Dec. 2	NEW JERSEY	1-0 (OT)	M. Brodeur
	55	Nov. 1	Atlanta	3-0	D. Bouchard		130	Dec. 28	Phoenix	4-0	S. Burke
	56	Nov. 28	Montreal	3-0	K. Dryden		131	Jan. 25	Boston	1-0 (OT)	J. Hackett
1979-80 (1)	57	Jan. 16	Atlanta	5-0	D. Bouchard		132	Jan. 28	TAMPA BAY	3-0	J. Grahame
	58	Mar. 20	TORONTO	3-0	M. Palmateer		133	Feb. 10	MINNESOTA	1-0	M. Fernandez
1980-81 (5)	59	Nov. 16	Boston	1-0	R. Vachon		134	Feb. 12	Minnesota	2-0	D. Roloson
	60	Dec. 21	WASHINGTON	6-0	M. Palmateer	2003-04 (4)	135	Oct. 16	San Jose	0-0	E. Nabokov
	61	Feb. 5	BUFFALO	4-0	D. Edwards		136	Oct. 21	Los Angeles	4-0	R. Cechmanek
1981-82 (2)	62	Mar. 30	NY Rangers	0-0	S. Baker		137	Dec. 13	NEW JERSEY	2-0	M. Brodeur
	63	Apr. 5	NY RANGERS	2-0	S. Baker		138	Jan. 10	EDMONTON	3-0	T. Salo
	64	Nov. 14	Toronto	4-0	V. Tremblay	2005-06 (4)	139	Jan. 9	New Jersey	3-0	M. Brodeur
1982-83 (1)	65	Feb. 21	BOSTON	1-0	M. Baron		140	Jan. 28	TAMPA BAY	6-0	S. Burke
	66	Dec. 4	Pittsburgh	0-0	D. Herron		141	Feb. 5	Montreal	5-0	C. Huot
	67	Jan. 27	Vancouver	4-0	R. Brodeur		142	Mar. 12	Pittsburgh	2-0	M-A Fleury
1983-84 (1)	68	Dec. 26	Washington	6-0	P. Riffin	2006-07 (5)	143	Oct. 5	Pittsburgh	4-0	M-A Fleury
	69	Mar. 27	BUFFALO	1-0	J. Cloutier		144	Dec. 8	New Jersey	2-0	M. Brodeur
	70	Dec. 6	Boston	5-0	B. Ranford		145	Feb. 7	NY Islanders	2-0	R. DiPietro
1985-86 (1)	71	Feb. 16	CALGARY	5-0	R. Lemelin		146	Mar. 12	Phoenix	4-0	M. Tellqvist
	72	Oct. 15	NY ISLANDERS	6-0	K. Hrudey		147	Mar. 21	NY Rangers	5-0	H. Lundqvist
1986-87 (2)	73	Oct. 27	New Jersey	4-0	A. Chevrier	2007-08 (5)	148	Nov. 5	NY Rangers	2-0	H. Lundqvist
	74	Nov. 14	TORONTO	6-0	K. Wreggit		149	Jan. 4	New Jersey	3-0	M. Brodeur
	75	Dec. 30	Edmonton	6-0	G. Fuhr		150	Jan. 31	NY RANGERS	4-0	S. Valiquette
	76	Jan. 31	Washington	1-0 (OT)	P. Peeters		151	Feb. 9	NY RANGERS	2-0	S. Valiquette
							152	Feb. 16	Montreal	1-0	C. Price



# ALL-TIME SHUTOUTS VS FLYERS [REGULAR SEASON]

YEAR	NO.	DATE	OPPONENT	OPP. SCORE	GOALIE
2008-09 (3)	153	Dec. 27	Columbus	3-0	S. Mason
	154	Jan. 31	St. Louis	4-0	C. Mason
	155	Mar. 1	New Jersey	3-0	M. Brodeur
2009-10 (6)	156	Nov. 28	ATLANTA	2-0	J. Hedberg
	157	Dec. 3	Vancouver	3-0	R. Luongo
	158	Dec. 10	Ottawa	2-0	B. Elliott
	159	Jan. 14	TORONTO	4-0	V. Toskala
	160	Feb. 3	EDMONTON	1-0	J. Deslauriers
	161	Mar. 23	OTTAWA	2-0	B. Elliot
2010-11 (7)	162	Nov. 16	MONTREAL	3-0	C. Price
	163	Dec. 1	Boston	3-0	T. Thomas
	164	Dec. 20	Florida	5-0	T. Vokoun
	165	Feb. 1	TAMPA BAY	4-0	D. Roloson
	166	Feb. 13	Los Angeles	1-0	J. Quick
	167	Mar. 6	NY RANGERS	7-0	H. Lundqvist
	168	Mar. 31	Atlanta	1-0	C. Mason
011-12 (5)	169	Nov. 26	NY RANGERS	2-0	H. Lundqvist
	170	Dec. 17	Boston	6-0	T. Thomas
	171	Feb. 7	NY Islanders	1-0	E. Nabokov
	172	Feb. 23	EDMONTON	2-0	D. Dubnyk
	173	Feb. 28	SAN JOSE	1-0	A. Niemi
2012-13 (4)	174	Jan. 22	NEW JERSEY	3-0	M. Brodeur
	175	Mar. 9	BOSTON	3-0	T. Rask
	176	Apr. 13	BUFFALO	1-0	J. Enroth
	177	Apr. 18	New Jersey	3-0	M. Brodeur
2013-14 (5)	178	Nov. 1	Washington	7-0	B. Holtby
	179	Nov. 7	New Jersey	3-0	M. Brodeur
	180	Dec. 2	Minnesota	2-0	J. Harding
	181	Apr. 1	St. Louis	1-0 (SO)	R. Miller
2014-15 (7)	182	Apr. 3	Columbus	2-0	S. Bobrovsky
	183	Oct. 21	Chicago	4-0	A. Raanta
	184	Nov. 19	NY Rangers	2-0	C. Talbot
	185	Nov. 24	NY Islanders	1-0 (SO)	J. Halak
	186	Nov. 28	NY RANGERS	3-0	C. Talbot
	187	Jan. 14	Washington	1-0	B. Holtby
	188	Jan. 15	VANCOUVER	4-0	R. Miller
	189	Mar. 12	St. Louis	1-0 (SO)	B. Elliott
2015-16 (5)	190	Nov. 10	COLORADO	4-0	Berra
	191	Nov. 19	SAN JOSE	1-0 (OT)	M. Jones
	192	Nov. 21	Ottawa	4-0	C. Anderson
	193	Mar. 3	EDMONTON	4-0	Talbot
	194	Apr. 6	Detroit	3-0	Howard
2016-17 (8)	195	Nov. 19	TAMPA BAY	3-0	A. Vasilevskiy
	196	Dec. 22	New Jersey	4-0	C. Schneider
	197	Dec. 30	San Jose	2-0	A. Dell
	198	Jan. 15	Washington	5-0	P. Grubauer
	199	Feb. 4	LOS ANGELES	1-0	P. Budaj
	200	Feb. 6	ST. LOUIS	2-0	C. Hutton
	201	Mar. 25	Columbus	1-0	S. Bobrovsky
	202	Apr. 4	New Jersey	1-0	K. Kinkaid
	203	Oct. 5	Los Angeles	2-0	J. Quick
	204	Oct. 19	NASHVILLE	1-0	P. Rinne
2017-18 (6)	205	Nov. 1	Chicago	3-0	C. Crawford
	206	Nov. 11	MINNESOTA	1-0	D. Dubnyk
	207	Nov. 14	Minnesota	3-0	D. Dubnyk
	208	Dec. 2	BOSTON	3-0	T. Rask
	212	Oct. 13	VEGAS	1-0	M. Fleury
	213	Oct. 25	Boston	3-0	J. Halak
	214	Nov. 15	New Jersey	3-0	K. Kinkaid
	215	Nov. 24	Toronto	6-0	G. Sparks
2018-19 (7)	216	Jan. 1	Nashville	4-0	J. Saros
	217	Jan. 7	ST. LOUIS	3-0	J. Binnington
	218	Mar. 31	NY RANGERS	3-0	A. Georgiev
2019-20 (3)	219	Jan. 11	TAMPA BAY	1-0	A. Vasilevskiy
	220	Feb. 6	NEW JERSEY	5-0	M. Blackwood
	221	Mar. 10	BOSTON	2-0	T. Rask

- For Flyers shutouts against in the Playoffs, see Flyers Playoff Section



# ALL-TIME REGULAR SEASON OVERTIME DECISIONS [SINCE 1983]

GOAL SCORER	DATE	SCORE	OPPONENT	TIME	RECORD
Bobby Clarke	Nov. 20, 1983	6-5	vs. Pittsburgh	2:43	1-0
Ilkka Sinisalo	Jan. 5, 1984	7-6	vs. Winnipeg	2:32	2-0
Tim Kerr	Feb. 19, 1984	3-2	@ NY Rangers	1:33	3-0
Phil Housley	Feb. 21, 1984	4-5	vs. Buffalo	4:09	3-1
Paul MacLean	Dec. 11, 1984	4-5	@ Winnipeg	3:58	3-2
Dave Poulin	Mar. 5, 1985	5-4	@ NY Islanders	2:18	4-2
Murray Craven	Nov. 17, 1985	5-4	vs. NY Islanders	3:52	5-2
Murray Craven	Dec. 22, 1985	3-2	vs. Pittsburgh	2:12	6-2
Jari Kurri	Mar. 2, 1986	1-2	@ Edmonton	1:29	6-3
Doug Crossman	Mar. 15, 1986	6-5	@ Toronto	2:43	7-3
Ilkka Sinisalo	Apr. 5, 1986	4-3	@ Pittsburgh	1:49	8-3
Dave Poulin	Mar. 26, 1987	3-2	vs. Quebec	3:22	9-3
Larry Murphy	Apr. 4, 1987	2-3	@ Washington	3:19	9-4
Kelly Miller	Jan. 31, 1988	0-1	@ Washington	3:27	9-5
Dave Brown	Feb. 15, 1988	5-4	vs. Hartford	3:35	10-5
Dirk Graham	Mar. 13, 1988	4-5	@ Chicago	1:00	10-6
Denis Savard	Mar. 17, 1988	3-4	vs. Chicago	0:37	10-7
Ron Sutter	Oct. 9, 1988	4-3	vs. Buffalo	2:44	11-7
Jim Peplinski	Oct. 23, 1988	4-5	vs. Calgary	4:23	11-8
Joe Nieuwendyk	Nov. 10, 1988	2-3	vs. Calgary	1:29	11-9
Bob Sweeney	Nov. 24, 1988	1-2	@ Boston	0:08	11-10
Brett Hull	Mar. 16, 1989	3-4	vs. St. Louis	3:21	11-11
Mario Lemieux	Apr. 2, 1989	5-6	vs. Pittsburgh	3:38	11-12
Doug Smail	Nov. 18, 1989	0-1	vs. Winnipeg	1:32	11-13
Ron Sutter	Dec. 7, 1989	4-3	vs. Buffalo	0:24	12-13
Kirk Muller	Dec. 22, 1989	4-5	vs. New Jersey	1:18	12-14
Gino Cavallini	Jan. 4, 1990	4-5	@ St. Louis	2:44	12-15
Brian Leetch	Jan. 14, 1990	3-4	@ NY Rangers	1:16	12-16
Dan Quinn	Jan. 18, 1990	2-3	vs. Vancouver	3:39	12-17
Mike Bullard	Feb. 3, 1990	7-6	vs. Minnesota	4:51	13-17
Murray Baron	Mar. 13, 1991	5-4	@ Vancouver	3:09	14-17
Donald Audette	Nov. 8, 1991	3-4	@ Buffalo	1:29	14-18
Brad Jones	Dec. 22, 1991	4-3	vs. Washington	1:10	15-18
Viacheslav Fetisov	Feb. 18, 1992	3-4	@ New Jersey	1:42	15-19
Tony Amonte	Feb. 23, 1992	1-2	@ NY Rangers	4:21	15-20
Rod Brind'Amour	Mar. 12, 1992	5-4	vs. Calgary	1:54	16-20
Andrew Cassels	Apr. 15, 1992	3-4	vs. Hartford	1:38	16-21
Kevin Dineen	Nov. 14, 1992	4-3	@ Montreal	0:48	17-21
Claude Boivin	Dec. 3, 1992	3-2	vs. Quebec	2:03	18-21
Jaromir Jagr	Dec. 17, 1992	4-5	vs. Pittsburgh	2:50	18-22
Ric Nattress	Jan. 24, 1993	5-4	vs. Hartford	2:37	19-22
Bob Sweeney	Jan. 26, 1993	3-4	vs. Buffalo	2:23	19-23
Dimitry Yushkevich	Apr. 16, 1993	5-4	@ Hartford	1:25	20-23
Pierre Turgeon	Nov. 21, 1993	4-5	vs. NY Islanders	0:24	20-24
Kevin Dineen	Nov. 27, 1993	4-3	@ Tampa Bay	0:34	21-24
Guy Carbonneau	Jan. 30, 1994	4-5	@ Montreal	2:29	21-25
Sergei Makarov	Feb. 3, 1994	2-3	vs. San Jose	3:13	21-26
Eric Lindros	Feb. 10, 1994	4-3	vs. Florida	0:50	22-26
Rod Brind'Amour	Feb. 24, 1994	5-4	vs. NY Islanders	1:25	23-26
Neal Broten	Mar. 8, 1994	3-4	vs. Dallas	2:43	23-27
Garry Valk	Mar. 27, 1994	2-3	vs. Anaheim	0:24	23-28
Ray Ferraro	Feb. 2, 1995	4-5	vs. NY Islanders	1:43	23-29
Eric Lindros	Mar. 18, 1995	4-3	@ Florida	2:13	24-29
Rod Brind'Amour	Apr. 16, 1995	4-3	vs. Pittsburgh	1:30	25-29
John LeClair	Apr. 22, 1995	4-3	@ New Jersey	0:54	26-29
Chris Therien	Nov. 19, 1995	3-2	vs. Vancouver	0:32	27-29
Kevin Haller	Nov. 29, 1995	2-1	@ Florida	4:30	28-29
Bill Guerin	Dec. 19, 1995	4-5	@ New Jersey	2:13	28-30
Steve Konowalchuk	Jan. 28, 1996	2-3	@ Washington	4:20	28-31
Eric Desjardins	Feb. 1, 1996	3-2	vs. Montreal	4:30	29-31
Bill Guerin	Mar. 10, 1996	2-3	vs. New Jersey	3:45	29-32
Bob Corkum	Mar. 29, 1996	6-5	@ Buffalo	3:50	30-32
Rod Brind'Amour	Oct. 10, 1996	5-4	vs. Los Angeles	0:33	31-32
Eric Lindros	Feb. 22, 1997	4-3	@ Florida	4:03	32-32
Fredrik Olausson	Mar. 8, 1997	2-3	@ Pittsburgh	0:19	32-33
Mike Peca	Mar. 11, 1997	2-3	@ Buffalo	0:42	32-34
Eric Lindros	Mar. 13, 1997	5-4	vs. Edmonton	4:16	33-34
Eric Lindros	Oct. 13, 1997	3-2	@ San Jose	1:49	34-34
Michal Pivonka	Jan. 31, 1998	2-3	vs. Washington	2:23	34-35
Alexandre Daigle	Mar. 8, 1998	4-3	vs. Pittsburgh	4:03	35-35
Shjon Podein	Mar. 22, 1998	5-4	vs. NY Rangers	4:39	36-35
Keith Jones	Nov. 22, 1998	2-1	@ Florida	0:26	37-35
Dave Andreychuk	Dec. 10, 1998	4-5	vs. New Jersey	1:18	37-36
Valeri Zelepukin	Dec. 29, 1998	4-3	@ Calgary	1:57	38-36
Wendel Clark	Mar. 28, 1999	2-3	@ Detroit	2:26	38-37
Bobby Holik	Apr. 16, 1999	2-3	@ New Jersey	3:27	38-38



# ALL-TIME REGULAR SEASON OVERTIME DECISIONS [SINCE 1983]

GOAL SCORER	DATE	SCORE	OPPONENT	TIME	RECORD
Brian Savage	Oct. 14, 1999	4-5	vs. Montreal	3:22	38-39
Valeri Zelepukin	Oct. 28, 1999	5-4	vs. Colorado	4:51	39-39
Mark Recchi	Nov. 26, 1999	3-2	vs. Toronto	4:08	40-39
Adam Burt	Dec. 29, 1999	3-2	@ Vancouver	2:34	41-39
John LeClair	Feb. 12, 2000	3-2	vs. Buffalo	2:26	42-39
Luke Richardson	Feb. 24, 2000	4-3	vs. Pittsburgh	4:51	43-39
Mariusz Czerkawski	Mar. 5, 2000	3-4	vs. NY Islanders	0:59	43-40
Eric Desjardins	Mar. 8, 2000	3-2	@ Tampa Bay	3:49	44-40
Jozef Stumpel	Mar. 23, 2000	2-3	vs. Los Angeles	1:20	44-41
Mark Recchi	Nov. 15, 2000	2-1	@ Toronto	3:26	45-41
Dan McGillis	Nov. 17, 2000	3-2	@ Atlanta	1:01	46-41
Dan McGillis	Dec. 23, 2000	2-1	vs. Carolina	3:50	47-41
Keith Primeau	Jan. 8, 2001	2-1	@ St. Louis	1:59	48-41
Theoren Fleury	Jan. 16, 2001	3-4	@ NY Rangers	2:46	48-42
Roman Hamrlik	Feb. 22, 2001	3-4	@ NY Islanders	4:42	48-43
Brian Savage	Apr. 5, 2001	2-3	@ Montreal	3:49	48-44
John LeClair	Apr. 7, 2001	4-3	vs. Pittsburgh	4:39	49-44
John LeClair	Nov. 10, 2001	3-2	@ Florida	4:17	50-44
Jozef Stumpel	Nov. 29, 2001	2-3	vs. Boston	3:22	50-45
Mark Recchi	Dec. 22, 2001	4-3	vs. Carolina	0:27	51-45
Denis Arkipov	Jan. 24, 2002	2-3	vs. Nashville	1:16	51-46
Marty Murray	Jan. 29, 2002	3-2	vs. Pittsburgh	1:47	52-46
Michael Peca	Feb. 12, 2002	0-1	vs. NY Islanders	4:51	52-47
John LeClair	Nov. 5, 2002	2-1	@ Carolina	1:56	53-47
Justin Williams	Nov. 30, 2002	2-1	@ Montreal	4:53	54-47
Brian Gionta	Dec. 2, 2002	0-1	vs. New Jersey	2:51	54-48
Michal Handzus	Dec. 5, 2002	3-2	vs. NY Rangers	4:23	55-48
Eric Desjardins	Dec. 27, 2002	2-1	@ Colorado	1:38	56-48
Brian Rolston	Jan. 25, 2003	0-1	@ Boston	0:31	56-49
Michal Handzus	Feb. 13, 2003	4-3	@ St. Louis	2:02	57-49
Jeremy Roenick	Mar. 1, 2003	3-2	@ Boston	1:00	58-49
Peter Forsberg	Mar. 8, 2003	1-2	vs. Colorado	0:26	58-50
Peter Bondra	Mar. 10, 2003	1-2	@ Washington	0:21	58-51
Rob Niedermayer	Oct. 22, 2003	3-4	@ Anaheim	1:10	58-52
Marcus Ragnarsson	Nov. 8, 2003	2-1	@ NY Rangers	1:01	59-52
Simon Gagne	Nov. 13, 2003	4-3	vs. Vancouver	1:47	60-52
Dean McAmmond	Dec. 16, 2003	2-3	vs. Calgary	3:33	60-53
Martin St. Louis	Dec. 18, 2003	4-5	vs. Tampa Bay	2:03	60-54
Milan Hejduk	Dec. 27, 2003	2-3	@ Colorado	1:42	60-55
Valeri Bure	Jan. 8, 2004	3-4	vs. Florida	2:56	60-56
Glen Murray	Feb. 28, 2004	2-3	@ Boston	1:21	60-57
Mike Rathje	Oct. 14, 2005	6-5	vs. Pittsburgh	3:17	61-57
Mike Ribeiro	Oct. 25, 2005	2-3	@ Montreal	2:28	61-58
Joni Pitkanen	Oct. 27, 2005	5-4	vs. Florida	1:13	62-58
Joni Pitkanen	Nov. 8, 2005	4-3	vs. Boston	1:55	63-58
Sidney Crosby	Nov. 16, 2005	2-3	vs. Pittsburgh	4:13	63-59
Greg de Vries	Nov. 18, 2005	5-6	vs. Atlanta	3:05	63-60
Sami Kapanen	Dec. 28, 2005	4-3	@ Atlanta	0:13	64-60
Sami Kapanen	Dec. 29, 2005	4-3	@ Carolina	1:27	65-60
Simon Gagne	Jan. 5, 2006	4-3	@ NY Rangers	0:07	66-60
Alex Tanguay	Jan. 14, 2006	3-4	vs. Colorado	4:14	66-61
Joni Pitkanen	Jan. 30, 2006	3-2	@ NY Rangers	1:28	67-61
Jaromir Jagr	Feb. 4, 2006	3-4	vs. NY Rangers	1:24	67-62
Daniel Briere	Nov. 11, 2006	4-5	@ Buffalo	0:21	67-63
Wade Redden	Nov. 22, 2006	2-3	vs. Ottawa	4:39	67-64
Brad Lukowich	Feb. 1, 2007	5-6	vs. New Jersey	4:10	67-65
Simon Gagne	Feb. 10, 2007	4-3	vs. St. Louis	0:27	68-65
Glen Wesley	Feb. 22, 2007	2-3	@ Carolina	0:16	68-66
Trent Hunter	Feb. 27, 2007	5-6	@ NY Islanders	4:29	68-67
Scottie Upshall	Mar. 1, 2007	4-3	@ Boston	4:50	69-67
Simon Gagne	Mar. 6, 2007	5-4	vs. New Jersey	1:47	70-67
Bryan McCabe	Apr. 3, 2007	2-3	@ Toronto	2:18	70-68
Simon Gagne	Oct. 20, 2007	3-2	vs. Carolina	0:48	71-68
Nicklas Backstrom	Nov. 23, 2007	3-4	vs. Washington	1:55	71-69
Aaron Ward	Jan. 12, 2008	3-4	vs. Boston	0:43	71-70
Scott Hartnell	Jan. 29, 2008	3-2	vs. Los Angeles	4:31	72-70
Olli Jokinen	Feb. 23, 2008	1-2	vs. Florida	3:44	72-71
Pavel Kubina	Mar. 11, 2008	3-4	@ Toronto	4:04	72-72
Aaron Ward	Mar. 15, 2008	2-3	@ Boston	2:17	72-73
Michael Richards	Mar. 25, 2008	2-1	@ NY Rangers	2:16	73-73
Pascal Dupuis	Oct. 14, 2008	2-3	@ Pittsburgh	4:49	73-74
Dan Boyle	Oct. 18, 2008	4-5	@ San Jose	1:25	73-75
Jeff Carter	Oct. 25, 2008	3-2	vs. New Jersey	3:44	74-75
Jeff Carter	Oct. 30, 2008	3-2	vs. NY Islanders	4:37	75-75
Michael Richards	Nov. 22, 2008	4-3	vs. Phoenix	1:35	76-75
Sergei Samsonov	Nov. 28, 2008	2-3	vs. Carolina	3:53	76-76



# ALL-TIME REGULAR SEASON OVERTIME DECISIONS [SINCE 1983]

GOAL SCORER	DATE	SCORE	OPPONENT	TIME	RECORD
Michael Richards	Dec. 2, 2008	4-3	vs. Tampa Bay	2:05	77-76
Patrik Elias	Dec. 4, 2008	2-3	vs. New Jersey	2:46	77-77
Jeff Carter	Dec. 6, 2008	2-1	@ Carolina	3:34	78-77
Randy Jones	Feb. 7, 2009	4-3	@ Boston	3:00	79-77
Mathieu Schneider	Feb. 27, 2009	3-4	vs. Montreal	3:21	79-78
Danny Briere	Oct. 6, 2009	6-5	vs. Washington	3:52	80-78
Marco Sturm	Jan. 1, 2010	1-2	@ Boston	1:57	80-79
Simon Gagne	Feb. 10, 2010	3-2	@ New Jersey	3:27	81-79
Tim Connolly	Mar. 5, 2010	2-3	@ Buffalo	2:31	81-80
Kyle Brodziak	Mar. 25, 2010	3-4	vs. Minnesota	2:33	81-81
Carlo Colaiacovo	Oct. 9, 2010	1-2	@ St. Louis	1:47	81-82
Mike Green	Nov. 7, 2010	2-3	@ Washington	0:29	81-83
Michael Richards	Dec. 11, 2010	2-1	@ Boston	4:57	82-83
Andrej Meszaros	Jan. 18, 2011	3-2	vs. Washington	1:07	83-83
Shane Doan	Feb. 22, 2011	2-3	vs. Phoenix	2:41	83-84
Andrej Meszaros	Feb. 24, 2011	4-3	vs. N.Y. Islanders	4:42	84-84
Ron Hainsey	Mar. 12, 2011	4-5	vs. Atlanta	1:17	84-85
Thomas Vanek	Apr. 8, 2011	3-4	@ Buffalo	1:16	84-86
Jack Johnson	Oct. 15, 2011	2-3	vs. Los Angeles	1:39	84-87
Brett Connolly	Nov. 9, 2011	1-2	@ Tampa Bay	2:30	84-88
Danny Briere	Nov. 23, 2011	4-3	@ NY Islanders	2:34	85-88
Claude Giroux	Dec. 2, 2011	4-3	@ Anaheim	3:29	86-88
Claude Giroux	Dec. 7, 2011	5-4	@ Buffalo	2:37	87-88
Danny Briere	Jan. 7, 2012	3-2	vs. Ottawa	4:54	88-88
Jaromir Jagr	Feb. 21, 2012	5-4	@ Winnipeg	4:16	89-88
Scott Hartnell	Mar. 18, 2012	3-2	vs. Pittsburgh	4:59*	90-88
Danny Briere	Feb. 9, 2013	4-3	vs. Carolina	1:47	91-88
Tyler Kennedy	Mar. 24, 2013	1-2	@ Pittsburgh	2:33	91-89
Ruslan Fedotenko	Mar. 31, 2013	5-4	vs. Washington	1:34	92-89
Manny Malhotra	Nov. 5, 2013	2-1	@ Carolina	2:40	92-90
Brayden Schenn	Jan. 7, 2014	3-2	@ New Jersey	1:50	93-90
Vincent Lecavalier	March 2, 2014	5-4	@ Washington	2:45	94-90
Joffrey Lupul	March 8, 2014	4-3	@ Toronto	2:21	94-91
Claude Giroux	March 18, 2014	3-2	vs. Chicago	4:55	95-91
Mark Streit	April 12, 2014	4-3	@ Pittsburgh	2:10	96-91
Claude Giroux	Oct. 18, 2014	6-5	@ Dallas	2:49	97-91
Brayden Schenn	Oct. 28, 2014	3-2	vs. Los Angeles	2:36	98-91
Kevin Connauton	Dec. 9, 2014	2-3	@ Columbus	1:58	98-92
Jake Voracek	Dec. 21, 2014	4-3	@ Winnipeg	0:10	99-92
Ryan O'Reilly	Dec. 31, 2014	3-4	@ Colorado	4:40	99-93
Jake Voracek	Jan. 8, 2015	3-2	vs. Washington	1:28	100-93
Claude Giroux	Jan. 20, 2015	3-2	vs. Pittsburgh	3:57	101-93
David Desharnais	Feb. 10, 2015	1-2	@ Montreal	3:27	101-94
Artem Anisimov	Feb. 13, 2015	3-4	@ Columbus	2:17	101-95
Jiri Hudler	Mar. 3, 2015	2-3	vs. Calgary	1:23	101-96
Brad Marchand	Mar. 7, 2015	2-3	@ Boston	3:52	101-97
Ryan Nugent-Hopkins	Mar. 21, 2015	4-5	@ Edmonton	2:46	101-98
Jason Garrison	Oct. 8, 2015	2-3	@ Tampa Bay	2:17	101-99
Claude Giroux	Oct. 21, 2015	5-4	@ Boston	2:09	102-99
Zemgus Girgensoons	Oct. 27, 2015	3-4	vs. Buffalo	2:29	102-100
Mikael Backlund	Nov. 5, 2015	1-2	@ Calgary	0:35	102-101
Jake Voracek	Nov. 14, 2015	3-2	@ Carolina	0:37	103-101
Melker Karlsson	Nov. 19, 2015	0-1	vs. San Jose	3:45	103-102
Shayne Gostisbehere	Nov. 23, 2015	3-2	vs. Carolina	0:24	104-102
Shayne Gostisbehere	Nov. 27, 2015	3-2	vs. Nashville	4:08	105-102
Matt Read	Dec. 4, 2015	4-3	@ New Jersey	3:24	106-102
Shayne Gostisbehere	Dec. 15, 2015	4-3	vs. Carolina	1:42	107-102
Michael Del Zotto	Jan. 7, 2016	4-3	@ Minnesota	4:23	108-102
Jakub Voracek	Jan. 27, 2016	4-3	@ Washington	0:38	109-102
Adam Henrique	Feb. 13, 2016	1-2	vs. New Jersey	2:58	109-103
Shayne Gostisbehere	Feb. 20, 2016	5-4	@ Toronto	0:29	110-103
Claude Giroux	Mar. 28, 2016	3-2	vs. Winnipeg	4:46	111-103
Jake Gardiner	Apr. 7, 2016	3-4	vs. Toronto	2:51	111-104
Oliver Ekman-Larsson	Oct. 15, 2016	3-4	@ Arizona	3:12	111-105
Jakub Voracek	Nov. 2, 2016	4-3	vs. Detroit	1:41	112-105
Claude Giroux	Dec. 1, 2016	3-2	@ Ottawa	0:40	113-105
Jakub Voracek	Dec. 6, 2016	3-2	vs. Florida	4:51	114-105
Brayden Schenn	Dec. 11, 2016	1-0	@ Detroit	2:44	115-105
Nick Foligno	Jan. 8, 2017	1-2	@ Columbus	2:33	115-106
Claude Giroux	Jan. 22, 2017	3-2	@ NY Islanders	3:20	116-106
Jeff Carter	Feb. 4, 2017	0-1	vs. Los Angeles	2:35	116-107
Wayne Simmonds	Feb. 11, 2017	2-1	vs. San Jose	1:04	117-107
Nicklas Backstrom	Mar. 4, 2017	1-2	@ Washington	3:25	117-108
Brayden Schenn	Mar. 19, 2017	4-3	vs. Carolina	0:38	118-108
John Moore	Apr. 4, 2017	0-1	@ New Jersey	0:59	118-109
Wayne Simmonds	Oct. 7, 2017	3-2	@ Anaheim	0:44	119-109





## ALL-TIME REGULAR SEASON OVERTIME DECISIONS [SINCE 1983]

GOAL SCORER	DATE	SCORE	OPPONENT	TIME	RECORD
Alex Goligoski	Oct. 30, 2017	3-4	vs. Arizona	4:45	119-110
Michael Frolik	Nov. 18, 2017	4-5	vs. Calgary	1:18	119-111
Josh Bailey	Nov. 22, 2017	3-4	@ NY Islanders	0:32	119-112
Nick Leddy	Nov. 24, 2017	4-5	vs. NY Islanders	2:44	119-113
Sidney Crosby	Nov. 27, 2017	4-5	@ Pittsburgh	1:48	119-114
Shayne Gostisbehere	Dec. 16, 2017	2-1	vs. Dallas	3:50	120-114
Sean Couturier	Jan. 18, 2018	3-2	vs. Toronto	0:18	121-114
Travis Konecny	Jan. 21, 2018	2-1	@ Washington	0:27	122-114
Travis Konecny	Jan. 23, 2018	3-2	@ Detroit	0:27	123-114
Jordan Weal	Feb. 6, 2018	2-1	@ Carolina	4:56	124-114
Sean Couturier	Feb. 16, 2018	2-1	@ Columbus	1:52	125-114
Jakub Voracek	Feb. 20, 2018	3-2	vs. Montreal	1:26	126-114
Bryan Rust	Mar. 25, 2018	4-5	@ Pittsburgh	2:25	126-115
Alexander Radulov	Mar. 27, 2018	2-3	@ Dallas	0:40	126-116
Claude Giroux	Apr. 1, 2018	4-3	vs. Boston	3:39	127-116
Timo Meier	Nov. 3, 2018	3-4	@ San Jose	0:13	127-117
Shayne Gostisbehere	Nov. 8, 2018	5-4	vs. Arizona	1:01	128-117
Anthony Cirelli	Nov. 17, 2018	5-6	vs. Tampa Bay	1:47	128-118
Seth Jones	Dec. 6, 2018	3-4	@ Columbus	0:10	128-119
Johnny Gaudreau	Dec. 12, 2018	5-6	@ Calgary	0:35	128-120
Alex Killorn	Dec. 27, 2018	5-6	@ Tampa Bay	0:18	128-121
TJ Brodie	Jan. 5, 2019	2-3	vs. Calgary	1:59	128-122
Travis Sanheim	Jan. 31, 2019	3-2	@ Boston	2:56	129-122
Nolan Patrick	Feb. 2, 2019	5-4	vs. Edmonton	2:01	130-122
Travis Konecny	Feb. 16, 2019	6-5	vs. Detroit	1:27	131-122
Claude Giroux	Feb. 23, 2019	4-3	vs. Pittsburgh	1:59	132-122
Seth Jones	Feb. 28, 2019	3-4	@ Columbus	4:27	132-123
Sean Couturier	Mar. 17, 2019	2-1	@ Pittsburgh	4:56	133-123
Sean Couturier	Nov. 7, 2019	3-2	vs. Montreal	0:55	134-123
Ivan Provorov	Nov. 30, 2019	4-3	@ Montreal	0:31	135-123
Kevin Hayes	Dec. 29, 2019	2-1	@ Anaheim	3:53	136-123
Dougie Hamilton	Jan. 7, 2020	5-4	@ Carolina	1:56	136-124
Jake Voracek	Jan. 15, 2020	4-3	@ St. Louis	3:33	137-124
Sidney Crosby	Jan. 31, 2020	4-3	@ Pittsburgh	0:55	137-125
Kevin Hayes	Feb. 20, 2020	4-3	@ Columbus	3:51	138-125

\*Goal scored with 0:00.9 remaining; is the franchise record for latest overtime goal.

- For Flyers playoff overtime decisions, see Flyers Playoff Section

## YEAR-BY-YEAR SHOOTOUT RECORDS [SINCE 2005]

### 2019-20 SHOOTOUT RESULTS (10 GAMES, 5-5 RECORD)

DATE	OPP.	RESULT	FINAL	SO	FLY	OPP	DECIDING GOAL	GOALTENDERS
Oct. 12th	@ VAN	L	3-2	2-1	1/3	2/3	T. Pearson	Hart/Markstrom
Nov. 1st	@ NJD	W	4-3	1-0	1/3	0/3	S. Couturier	Hart/Blackwood
Nov. 2nd	vs. TOR	L	4-3	2-1	1/11	2/11	A. Johnsson	Elliott/Andersen
Nov. 9th	@ TOR	W	3-2	2-1	2/3	1/3	S. Couturier	Elliott/Andersen
Nov. 10th	@ BOS	W	3-2	1-0	1/2	0/3	J. Farabee	Hart/Halal
Nov. 13th	vs. WSH	L	2-1	2-1	1/3	2/2	E. Kuznetsov	Hart/Holtby
Nov. 16th	vs. NYI	L	4-3	2-0	0/2	2/2	J. Eberle	Elliott/Greiss
Nov. 23rd	vs. CGY	L	3-2	1-0	0/3	1/2	M. Tkachuk	Hart/Rittich
Dec. 21st	@ OTT	W	5-4	1-0	1/3	0/3	S. Couturier	Elliott/Hogberg
Jan. 13th	vs. BOS	W	6-5	1-0	1/4	0/4	T. Konecny	Hart/Halal
<b>Team Totals</b>								
<b>Goals</b>		<b>Att.</b>	<b>Pct.</b>					
FLYERS		9	38	23.6%				
Opponent		10	37	23.0%				

### 2018-19 SHOOTOUT RESULTS (4 GAMES, 3-1 RECORD)

DATE	OPP.	RESULT	FINAL	SO	FLY	OPP	DECIDING GOAL	GOALTENDERS
Oct. 16th	vs. FLA	W	6-5	2-1	2/3	1/3	J. Weal	Pickard/Hutchinson
Dec. 23rd	@ NYR	W	3-2	1-0	1/4	0/4	N. Patrick	Neuvirth/Lundqvist
Feb. 7th	vs. LAK	L	2-3	2-3	2/6	3/6	T. Toffoli	Stolarz/Quick
Mar. 27th	vs. TOR	W	5-4	1-0	1/5	0/5	S. Couturier	Hart/Andersen
<b>Team Totals</b>								
<b>Goals</b>		<b>Att.</b>	<b>Pct.</b>					
FLYERS		5	17	29.4%				
Opponent		4	17	23.5%				



# YEAR-BY-YEAR SHOOTOUT RECORDS [SINCE 2005]

## 2017-18 SHOOTOUT RESULTS (9 GAMES, 2-7 RECORD)

DATE	OPP.	RESULT	FINAL	SO	FLY	OPP	DECIDING GOAL	GOALTENDERS
Nov 11th	vs. COL	L	5-4	1-2	1/3	2/3	M. Rantanen	Neuvirth/Varlamov
Nov 16th	@ WPG	L	3-2	3-2	2/4	3/4	B. Little	Elliott/Hellebuyck
Dec. 23rd	@ CBJ	L	2-1	1-0	0/3	1/2	P. Dubois	Elliott/Bobrovsky
Feb. 3rd	vs. OTT	L	4-3	1-0	0/5	1/4	M. Hoffman	Neuvirth/Anderson
Feb. 10th	@ ARI	W	4-3	2-1	2/6	1/5	N. Patrick	Neuvirth/Raanta
Feb. 13th	vs. NJD	L	5-4	1-0	0/3	1/2	D. Stafford	Neuvirth/Kinkaid
Feb. 26th	@ MTL	W	1-0	2-1	2/5	1/5	S. Couturier	Mrazek/Lindgren
Mar. 3rd	@ TBL	L	7-6	2-0	0/2	2/3	B. Point	Mrazek/Vasilevskiy
Mar. 20th	@ DET	L	5-4	1-0	0/3	1/3	F. Nielsen	Lyon/Howard
<b>Team Totals</b>	<b>Goals</b>	<b>Att.</b>	<b>Pct.</b>					
FLYERS	7	34	20.6%					
Opponent	13	31	41.9%					

## 2016-17 SHOOTOUT RESULTS (12 GAMES, 7-5 RECORD)

DATE	OPP.	RESULT	FINAL	SO	FLY	OPP	DECIDING GOAL	GOALTENDERS
Oct. 25th	vs. BUF	W	4-3	2-0	2/3	0/2	C. Giroux	Mason/Nilsson
Nov. 3rd	@ NYI	W	3-2	1-0	1/2	0/3	C. Giroux	Neuvirth/Halak
Nov. 8th	vs. DET	L	2-3	1-0	0/3	1/3	A. Athanasiou	Mason/Howard
Nov 15th	vs. OTT	L	2-3	0-1	0/5	1/5	E. Karlsson	Mason/Anderson
Nov. 29th	vs. BOS	W	3-2	2-1	2/9	1/9	S. Gostisbehere	Mason/Rask
Dec. 19th	vs. NSH	L	2-1	0-1	0/3	1/2	R. Ellis	Mason/Rinne
Dec. 21st	vs. WSH	W	3-2	2-1	2/4	1/4	W. Simmonds	Mason/Holtby
Jan. 1st	@ ANA	L	3-4	1-2	1/5	2/5	C. Perry	Mason/Gibson
Jan. 12th	vs. VAN	W	5-4	1-0	1/3	0/3	C. Giroux	Neuvirth/Miller
Mar. 2nd	vs. FLA	W	2-1	2-1	2/3	1/3	J. Voracek	Mason/Reiner
Mar 28th	vs. OTT	W	3-2	1-0	1/3	0/3	J. Weal	Mason/Anderson
Apr 9th	vs. CAR	L	3-4	1-2	1/3	2/3	B. McGinn	Stolarz/Lack
<b>Team Totals</b>	<b>Goals</b>	<b>Att.</b>	<b>Pct.</b>					
FLYERS	13	46	28.3%					
Opponent	9	45	20.0%					

## 2015-16 SHOOTOUT RESULTS (11 GAMES, 3-8 RECORD)

DATE	OPP.	RESULT	FINAL	SO	FLY	OPP	DECIDING GOAL	GOALTENDERS
Oct. 24th	vs. NYR	W	3-2	2-1	2/3	1/3	C. Giroux	Mason/Lundqvist
Nov. 17th	vs. LAK	L	2-3	0-1	0/3	1/2	A. Kopitar	Mason/Quick
Dec. 8th	vs. NYI	L	3-4	0-1	0/3	1/2	K. Okposo	Neuvirth/Halak
Dec. 19th	@ CBJ	L	2-3	1-2	1/6	2/6	B. Dubinsky	Mason/Korpisalo
Jan. 16th	vs. NYR	L	2-3	0-1	0/3	1/2	M. Zuccarello	Mason/Lundqvist
Jan. 17th	@ DET	W	2-1	2-1	2/3	1/3	J. Voracek	Neuvirth/Mresek
Feb. 6th	vs. NYR	L	2-3	0-2	0/2	2/2	M. Zuccarello	Mason/Lundqvist
Feb. 19th	@ MTL	L	2-3	1-2	1/5	2/5	P. Byron	Neuvirth/Condon
Mar. 12th	@ FLA	L	4-5	0-2	0/2	2/2	N. Bjugstad	Mason/Luongo
Mar. 22nd	@ CBJ	L	2-3	0-1	0/5	1/5	B. Jenner	Mason/Bobrovsky
Mar. 30th	vs. WSH	W	2-1	2-0	2/2	0/2	N. Cousins	Mason/Holtby
<b>Team Totals</b>	<b>Goals</b>	<b>Att.</b>	<b>Pct.</b>					
FLYERS	8	37	21.6%					
Opponent	14	34	41.2%					

## 2014-15 SHOOTOUT RESULTS (14 GAMES, 3-11 RECORD)

DATE	OPP.	RESULT	FINAL	SO	FLY	OPP	DECIDING GOAL	GOALTENDERS
Oct. 11	vs. MTL	L	3-4	0-2	0/2	2/3	P.A. Parenteau	Price/Emery
Oct. 14	vs. ANA	L	3-4	1-2	1/4	2/4	William Karlsson	Andersen/Mason
Nov. 24	@ NYI	L	0-1	0-2	0/2	2/3	Frans Nielsen	Halak/Mason
Dec. 3	@ ANA	L	4-5	1-2	1/3	2/2	Corey Perry	Andersen/Mason
Dec. 18	vs. FLA	L	1-2	1-2	1/6	2/6	Dave Bolland	Luongo/Mason
Jan. 6	vs. OTT	W	2-1	2-1	2/5	1/5	Wayne Simmonds	Mason/Andersen
Jan. 27	vs. ARI	W	4-3	1-0	1/3	0/3	Wayne Simmonds	Mason/Smith
Feb. 5	vs. NYI	L	2-3	1-2	1/7	2/7	Cal Clutterbuck	Halak/Mason
Feb. 19	vs. BUF	L	2-3	1-2	1/4	2/4	Brian Flynn	Neuvirth/Emery
Feb. 21	vs. NSH	W	3-2	2-0	2/2	0/2	Jakub Voracek	Zepp/Rinne
Mar. 12	@ STL	L	0-1	0-2	0/2	2/2	T.J. Oshie	Elliott/Mason
Mar. 15	@ OTT	L	1-2	0-1	0/3	1/3	Bobby Ryan	Hammond/Emery
Mar. 28	vs. SJS	L	2-3	1-2	1/5	2/5	Brett Burns	Stalock/Mason
Apr. 4	@ CAR	L	2-3	1-2	1/3	2/3	Chris Terry	Ward/Emery
<b>Team Totals</b>	<b>Goals</b>	<b>Att.</b>	<b>Pct.</b>					
FLYERS	12	51	23.5%					
Opponent	22	52	42.3%					



# YEAR-BY-YEAR SHOOTOUT RECORDS [SINCE 2005]

## 2013-14 SHOOTOUT RESULTS (11 GAMES, 3-8 RECORD)

DATE	OPP.	RESULT	FINAL	SO	FLY	OPP	DECIDING GOAL	GOALTENDERS
Nov. 15	@ WPG	L	2-3	1-2	1/5	2/5	Bryan Little	Pavelec/Mason
Nov. 30	@ NSH	W	3-2	1-0	1/2	0/3	Vincent Lecavalier	Mazanec/Mason
Dec. 9	@ OTT	L	4-5	0-1	0/3	1/3	Jason Spezza	Anderson/Mason
Dec. 15	@ WSH	L	4-5	1-2	1/3	2/3	Nicklas Backstrom	Grubauer/Mason
Dec. 28	@ EDM	W	4-3	2-1	2/3	1/3	Michael Raffl	Bryzgalov/Mason
Dec. 30	@ VAN	W	4-3	1-0	1/2	0/3	Vincent Lecavalier	Lack/Mason
Jan. 16	vs. NSH	L	3-4	2-3	2/7	3/7	Roman Josi	Hutton/Mason
Jan. 20	@ NYI	L	3-4	2-3	2/4	3/4	Kyle Okposo	Nilsson/Emery
Mar. 30	vs. BOS	L	3-4	1-2	1/5	2/5	Reilly Smith	Rask/Mason
Apr. 1	@ STL	L	0-1	0-2	0/2	2/3	T.J. Oshie	Miller/Emery
Apr. 13	vs. CAR	L	5-6	0-1	0/3	1/2	Eric Staal	Khudobin/Heeter
<b>Team Totals</b>	<b>Goals</b>	<b>Att.</b>	<b>Pct.</b>					
FLYERS	11	39	28.2%					
Opponent	17	41	41.5%					

## 2012-13 SHOOTOUT RESULTS (3 GAMES, 1-2 RECORD)

DATE	OPP.	RESULT	FINAL	SO	FLY	OPP	DECIDING GOAL	GOALTENDERS
Feb. 7	vs. FLA	L	2-3	0-2	0/2	2/2	Jonathan Huberdeau	Theodore/Bryzgalov
Mar. 15	vs. NJD	W	2-1	2-1	2/3	1/3	Claude Giroux	Hedberg/Bryzgalov
Mar. 28	vs. NYI	L	3-4	1-2	1/4	2/4	Josh Bailey	Nabokov/Bryzgalov
<b>Team Totals</b>	<b>Goals</b>	<b>Att.</b>	<b>Pct.</b>					
FLYERS	3	9	33.3%					
Opponent	5	9	55.6%					

## 2011-12 SHOOTOUT RESULTS (11 GAMES, 4-7 RECORD)

DATE	OPP.	RESULT	FINAL	SO	FLY	OPP	DECIDING GOAL	GOALTENDERS
Nov. 3	vs. NJD	L	3-4	1-2	1/3	2/3	Patrik Elias	Hedberg/Bobrovsky
Dec. 19	@ COL	L	2-3	2-3	2/3	3/3	Ryan O'Reilly	Giguere/Bryzgalov
Jan. 22	vs. BOS	L	5-6	1-2	1/3	2/2	Tyler Seguin	Thomas/Bryzgalov
Jan. 24	@ FLA	W	3-2	1-0	1/3	0/3	Claude Giroux	Clemmensen/Bobrovsky
Jan. 31	vs. WPG	L	1-2	0-1	0/3	1/3	Bryan Little	Pavelec/Bryzgalov
Feb. 7	vs. NYI	L	0-1	0-2	0/2	2/2	Frans Nielsen	Nabokov/Bryzgalov
Feb. 25	@ CGY	W	5-4	2-1	2/5	1/5	Matt Read	Kiprusoff/Bryzgalov
Mar. 10	@ TOR	W	1-0	1-0	1/2	0/3	Claude Giroux	Gustavsson/Bryzgalov
Mar. 17	@ BOS	L	2-3	2-3	2/3	3/3	Patrice Bergeron	Thomas/Bryzgalov
Mar. 22	vs. WSH	W	2-1	2-1	2/4	1/4	Wayne Simmonds	Holtby/Bryzgalov
Mar. 31	vs. OTT	L	3-4	1-2	1/3	2/2	Jason Spezza	Anderson/Bobrovsky
<b>Team Totals</b>	<b>Goals</b>	<b>Att.</b>	<b>Pct.</b>					
FLYERS	13	34	38.2%					
Opponent	17	33	51.5%					

## 2010-11 SHOOTOUT RESULTS (10 GAMES, 3-7 RECORD)

DATE	OPP.	RESULT	FINAL	SO	FLY	OPP	DECIDING GOAL	GOALTENDERS
Nov. 20	@ WSH	W	5-4	1-0	1/2	0/3	Danny Briere	Neuvirth/Boucher
Nov. 26	vs. CGY	L	2-3	1-2	1/3	2/3	Rene Bourque	Kiprusoff/Bobrovsky
Nov. 27	@ NJD	L	1-2	1-2	1/4	2/4	Travis Zajac	Hedberg/Boucher
Dec. 8	vs. SJS	L	4-5	0-2	0/2	2/2	Logan Couture	Niittymaki/Bobrovsky
Feb. 15	@ TBL	W	4-3	2-1	2/7	1/7	Kimmo Timonen	Rolason/Boucher
Mar. 17	@ ATL	L	3-4	0-2	0/2	2/3	Rob Schremp	Pavelec/Boucher
Mar. 19	@ DAL	W	3-2	2-1	2/6	1/6	Ville Leino	Lehtonen/Bobrovsky
Mar. 22	vs. WSH	L	4-5	2-3	2/3	3/3	Alexander Semin	Neuvirth/Boucher
Mar. 24	vs. PIT	L	1-2	1-2	1/4	2/4	Chris Kunitz	Fleury/Bobrovsky
Apr. 3	vs. NYR	L	2-3	0-2	0/2	2/2	Erik Christensen	Lundqvist/Bobrovsky
<b>Team Totals</b>	<b>Goals</b>	<b>Att.</b>	<b>Pct.</b>					
FLYERS	10	35	28.6%					
Opponent	17	37	45.9%					

## 2009-10 SHOOTOUT RESULTS (7 GAMES, 4-3 RECORD)

DATE	OPP.	RESULT	FINAL	SO	FLY	OPP	DECIDING GOAL	GOALTENDERS
Oct. 10	vs. ANA	L	2-3	0-1	0/3	1/2	Teemu Selanne	Hiller/Emery
Oct. 22	vs. BOS	W	4-3	1-0	1/3	0/3	Claude Giroux	Rask/Emery
Nov. 7	vs. STL	W	2-1	2-1	2/4	1/4	Mika Pyorala	Mason/Emery
Dec. 17	vs. PIT	L	2-3	0-2	0/2	2/2	Kris Letang	Fleury/Boucher
Dec. 26	@ CAR	W	4-3	2-0	2/2	0/2	Danny Briere	Ward/Leighton
Mar. 16	@ NSH	L	3-4	0-1	0/3	1/2	Martin Erat	Rinne/Boucher
Apr. 11	vs. NYR	W	2-1	2-1	2/3	1/3	Claude Giroux	Lundqvist/Boucher
<b>Team Totals</b>	<b>Goals</b>	<b>Att.</b>	<b>Pct.</b>					
FLYERS	7	20	35.0%					
Opponent	6	18	33.3%					



# YEAR-BY-YEAR SHOOTOUT RECORDS [SINCE 2005]

## 2008-09 SHOOTOUT RESULTS (10 GAMES, 4-6 RECORD)

DATE	OPP.	RESULT	FINAL	SO	FLY	OPP	DECIDING GOAL	GOALTENDERS
Oct. 22	vs. SJS	L	6-7	0-2	0/2	2/2	Joe Pavelski	Nabokov/Biron
Nov. 13	@ PIT	L	4-5	0-1	0/6	1/6	Alex Goligoski	Sabourin/Biron
Dec. 11	vs. CAR	W	6-5	2-0	2/2	0/2	Simon Gagne	Leighton/Biron
Dec. 21	@ NJD	L	2-3	1-2	1/5	2/5	Travis Zajac	Clemmensen/Niittymaki
Jan. 2	@ ANA	W	5-4	1-0	1/2	0/3	Michael Richards	Giguere/Biron
Jan. 3	@ LAK	L	1-2	0-2	0/2	2/3	Patrick O'Sullivan	Quick/Niittymaki
Jan. 6	@ WSH	L	1-2	0-1	0/3	1/3	Viktor Kozlov	Theodore/Biron
Jan. 16	@ FLA	W	3-2	1-0	1/2	0/3	Simon Gagne	Vokoun/Niittymaki
Mar. 28	@ NYI	W	4-3	2-1	2/2	1/3	Michael Richards	Danis/Biron
Apr. 4	@ OTT	L	3-4	1-2	1/5	2/5	Mike Fisher	Auld/Niittymaki
<b>Team Totals</b>	<b>Goals</b>	<b>Att.</b>	<b>Pct.</b>					
FLYERS	8	31	25.8%					
Opponent	11	35	31.4%					

## 2007-08 SHOOTOUT RESULTS (9 GAMES, 3-6 RECORD)

DATE	OPP.	RESULT	FINAL	SO	FLY	OPP	DECIDING GOAL	GOALTENDERS
Nov. 15	vs. NYR	L	3-4	0-1	0/3	1/2	Brendan Shanahan	Lundqvist/Biron
Dec. 15	vs. CAR	L	5-6	2-3	2/3	3/3	Rod Brind'Amour	Grahame/Biron
Dec. 22	vs. BUF	L	5-6	0-1	0/3	1/2	Ales Kotalik	Miller/Biron
Feb. 19	@ OTT	L	2-3	1-2	1/3	2/3	Jason Spezza	Emery/Biron
Feb. 25	@ BUF	W	4-3	2-1	2/3	1/3	Danny Briere	Miller/Biron
Mar. 2	@ NYR	L	4-5	0-2	0/2	2/2	Brendan Shanahan	Valiquette/Biron
Mar. 21	vs. NYR	W	4-3	2-0	2/2	0/2	Michael Richards	Valiquette/Biron
Mar. 28	@ NJD	L	4-5	2-3	2/3	3/3	Jamie Langenbrunner	Brodeur/Biron
Mar. 29	@ NYI	W	4-3	1-0	1/3	0/3	Danny Briere	Dubielewicz/Niittymaki
<b>Team Totals</b>	<b>Goals</b>	<b>Att.</b>	<b>Pct.</b>					
FLYERS	10	25	40.0%					
Opponent	13	23	56.5%					

## 2006-07 SHOOTOUT RESULTS (7 GAMES, 1-6 RECORD)

DATE	OPP.	RESULT	FINAL	SO	FLY	OPP	DECIDING GOAL	GOALTENDERS
Oct. 7	vs. NYR	L	4-5	0-1	0/13	1/13	Marcel Hossa	Lundqvist/Niittymaki
Oct. 26	vs. ATL	W	3-2	2-1	2/3	1/3	Peter Forsberg	Lehtonen/Niittymaki
Dec. 2	vs. NJD	L	3-4	0-2	0/2	2/2	Zach Parise	Brodeur/Niittymaki
Jan. 20	@ NJD	L	3-4	0-1	0/3	1/2	Brian Gionta	Brodeur/Niittymaki
Jan. 30	vs. TBL	L	3-4	0-2	0/2	2/2	Vincent Lecavalier	Holmqvist/Esche
Feb. 8	vs. PIT	L	4-5	0-1	0/3	1/3	Sidney Crosby	Flury/Niittymaki
Mar. 4	@ PIT	L	3-4	0-2	0/2	2/3	Erik Christensen	Flury/Biron
<b>Team Totals</b>	<b>Goals</b>	<b>Att.</b>	<b>Pct.</b>					
FLYERS	2	28	7.1%					
Opponent	10	28	35.7%					

## 2005-06 SHOOTOUT RESULTS (10 GAMES, 4-6 RECORD)

DATE	OPP.	RESULT	FINAL	SO	FLY	OPP	DECIDING GOAL	GOALTENDERS
Dec. 3	@ NSH	L	3-4	0-2	0/2	2/2	Steve Sullivan	Vokoun/Niittymaki
Dec. 6	vs. CGY	W	1-0	1-0	1/2	0/3	Michael Richards	Kiprusoff/Niittymaki
Dec. 19	vs. BUF	L	1-2	1-2	1/4	2/4	Maxim Afinogenov	Miller/Niittymaki
Dec. 26	@ FLA	W	3-2	1-0	1/4	0/4	Michal Handzus	Luongo/Niittymaki
Dec. 31	@ WSH	L	3-4	1-2	1/3	2/3	Brian Willis	Kolzig/Niittymaki
Jan. 17	vs. CAR	L	3-4	2-3	2/4	3/4	Rod Brind'Amour	Gerber/Niittymaki
Mar. 1	@ NJD	L	1-2	0-1	0/3	1/2	Viktor Kozlov	Brodeur/Esche
Mar. 6	vs. MTL	W	5-4	2-1	2/4	1/4	Petr Nedved	Huet/Esche
Mar. 8	vs. CAR	W	3-2	2-1	2/4	1/4	Simon Gagne	Gerber/Niittymaki
Apr. 4	@ NYR	L	2-3	1-2	1/3	2/2	Petr Sykora	Weekes/Esche
<b>Team Totals</b>	<b>Goals</b>	<b>Att.</b>	<b>Pct.</b>					
FLYERS	11	33	33.3%					
Opponent	14	32	43.8%					



# ALL-TIME INDIVIDUAL SHOOTOUT STATISTICS [SINCE 2005]

## FLYERS ALL-TIME SHOOTOUT SCORING

PLAYER	GOALS	SHOTS	SHOOTING %	GDG	GDG DATE
Jason Akeson	0	1	0.0%		
Danny Briere	12	33	36.4%	4	2/25/08, 3/29/08, 12/26/09, 11/20/10
Kyle Calder	0	1	0.0%		
Jeff Carter	3	19	15.8%		
Nick Cousins	3	11	27.3%	1	3/30/16
<b>Sean Couturier</b>	<b>7</b>	<b>30</b>	<b>23.3%</b>	<b>5</b>	<b>2/26/18, 3/27/19, 11/1/19, 11/9/19, 12/21/19</b>
<b>Joel Farabee</b>	<b>1</b>	<b>4</b>	<b>25.0%</b>	<b>1</b>	<b>11/10/2019</b>
Peter Forsberg	4	12	33.3%	1	10/26/06
<b>Morgan Frost</b>	<b>0</b>	<b>1</b>	<b>0.0%</b>		
Simon Gagne	5	19	26.3%	3	3/8/06, 12/11/08, 1/16/09
Sam Gagner	2	6	33.3%		
<b>Claude Giroux</b>	<b>28</b>	<b>93</b>	<b>30.1%</b>	<b>9</b>	<b>10/22/09, 4/11/10, 1/24/12, 3/10/12, 3/15/13, 10/24/15, 10/25/16, 11/3/16, 1/12/17, 11/29/2016</b>
<b>Shayne Gostisbehere</b>	<b>1</b>	<b>6</b>	<b>16.7%</b>	<b>1</b>	<b>11/29/2016</b>
Michal Handzus	2	4	50.0%	1	12/26/05
Scott Hartnell	0	1	0.0%		
<b>Kevin Hayes</b>	<b>0</b>	<b>3</b>	<b>0.0%</b>		
Jaromir Jagr	0	1	0.0%		
Sami Kapanen	0	1	0.0%		
Mike Knuble	0	3	0.0%		
<b>Travis Konecny</b>	<b>2</b>	<b>11</b>	<b>18.2%</b>	<b>1</b>	<b>1/13/2020</b>
<b>Scott Laughton</b>	<b>0</b>	<b>2</b>	<b>0.0%</b>		
Vincent Lecavalier	2	12	16.7%	2	11/30/13, 12/30/13
Ville Leino	2	4	50.0%	1	3/19/11
<b>Oskar Lindblom</b>	<b>0</b>	<b>1</b>	<b>0.0%</b>		
Joffrey Lupul	1	3	33.3%		
Roman Lyubimov	0	1	0.0%		
Evgeny Medvedev	0	1	0.0%		
Freddy Meyer	0	1	0.0%		
Petr Nedved	1	5	20.0%	1	3/6/06
<b>Nolan Patrick</b>	<b>3</b>	<b>8</b>	<b>37.5%</b>	<b>2</b>	<b>2/10/18, 12/23/18</b>
Joni Pitkanen	0	1	0.0%		
Ivan Provorov	0	1	0.0%		
Mika Pyorala	1	1	100.0%	1	11/7/09
<b>Michael Raffl</b>	<b>1</b>	<b>5</b>	<b>20.0%</b>	<b>1</b>	<b>12/28/13</b>
Matt Read	6	22	27.3%	1	2/25/12
Michael Richards	11	37	29.7%	4	12/6/05, 3/21/08, 1/2/09, 3/28/09
Randy Robitaille	0	1	0.0%		
Stefan Ruzicka	0	1	0.0%		
Geoff Sanderson	0	1	0.0%		
Brayden Schenn	1	12	8.3%		
Jon Sim	0	1	0.0%		
Wayne Simmonds	7	24	29.2%	4	3/22/12, 1/5/15, 1/27/15, 12/21/16
Kimmo Timonen	2	8	25.0%	1	2/15/11
R.J. Umberger	0	1	0.0%		
Scottie Upshall	0	2	0.0%		
<b>James van Riemsdyk</b>	<b>1</b>	<b>6</b>	<b>16.7%</b>		
Kris Versteeg	0	2	0.0%		
<b>Jakub Voracek</b>	<b>15</b>	<b>46</b>	<b>32.6%</b>	<b>3</b>	<b>2/21/15, 1/17/16, 3/2/17</b>
Jordan Weal	5	11	45.5%	2	3/28/17, 10/16/18
Nikolay Zherdev	1	2	50.0%		
<b>Team Totals</b>	<b>130</b>	<b>483</b>	<b>26.9%</b>	<b>50</b>	

## FLYERS ALL-TIME SHOOTOUT GOALTENDING

GOALTENDER	GAMES	WON	LOST	GA	SA	SAVE %
Steve Mason	34	12	22	44	129	.659
Antero Niittymaki	18	7	11	22	68	.676
Martin Biron	14	4	10	20	40	.500
Ilya Bryzgalov	11	4	7	18	34	.471
Michal Neuvirth	10	5	5	8	36	.778
Ray Emery	9	2	7	13	30	.567
Sergei Bobrovsky	8	2	6	13	25	.480
Brian Boucher	8	3	5	12	27	.556
<b>Brian Elliott</b>	<b>7*</b>	<b>2</b>	<b>4</b>	<b>10</b>	<b>28</b>	<b>.643</b>
<b>Carter Hart</b>	<b>7</b>	<b>4</b>	<b>3</b>	<b>5</b>	<b>23</b>	<b>.783</b>
Robert Esche	4	1	3	6	10	.400
Petr Mrazek	2	1	1	3	9	.667
Michael Leighton	1	1	0	0	2	1.000
Anthony Stolarz	2	4	2	5	9	.444
Rob Zepp	1	1	0	0	2	1.000
Calvin Heeter	1	0	1	1	2	.500
<b>Alex Lyon</b>	<b>1</b>	<b>0</b>	<b>1</b>	<b>1</b>	<b>3</b>	<b>.667</b>
Calvin Pickard	1	1	0	1	3	.667
<b>Team Totals</b>	<b>138</b>	<b>50</b>	<b>88</b>	<b>182</b>	<b>480</b>	<b>.621</b>

Active Players In Bold

\* On 2/10/18, Brian Elliott was injured in the second shootout round vs. ARI and was replaced by Michael Neuvirth. Elliott was credited for a shootout appearance but did not record a decision; it is reflected in Elliott's totals but not in the team totals. Neuvirth made five consecutive saves and became the first NHL goaltender to win when entering a shootout in relief.



ALL-TIME SHOOTOUT RESULTS BY YEAR [SINCE 2005]

ALL-TIME TOTALS

	TOTAL GP	W	L	GOALS	SHOTS	SHOOTING %	GA	SHOTS AGAINST	SAVE PCT.
Home	74	25	49	70	272	25.7%	99	259	0.618
Road	64	25	39	60	211	28.4%	83	221	0.624
Overall	138	50	88	130	483	26.9%	182	480	0.621

2019-20 (69-game season)

	TOTAL GP	W	L	GOALS	SHOTS	SHOOTING %	GA	SHOTS AGAINST	SAVE PCT.
Home	5	1	4	3	24	12.5%	7	22	0.682
Road	5	4	1	6	14	42.9%	3	15	0.800
Overall	10	5	5	9	38	23.7%	10	37	0.730

2018-19

	TOTAL GP	W	L	GOALS	SHOTS	SHOOTING %	GA	SHOTS AGAINST	SAVE PCT.
Home	3	2	1	5	14	35.7%	4	14	0.714
Road	1	1	0	1	4	25.0%	0	4	1.000
Overall	4	3	1	6	18	33.3%	4	18	0.778

2017-18

	TOTAL GP	W	L	GOALS	SHOTS	SHOOTING %	GA	SHOTS AGAINST	SAVE PCT.
Home	3	0	3	1	12	9.1%	4	11	0.556
Road	6	2	4	6	25	24.0%	9	26	0.654
Overall	9	2	7	7	37	18.9%	13	37	0.649

2016-17

	TOTAL GP	W	L	GOALS	SHOTS	SHOOTING %	GA	SHOTS AGAINST	SAVE PCT.
Home	10	6	4	11	39	28.2%	8	37	0.784
Road	2	1	1	2	7	28.6%	2	8	0.750
Overall	12	7	5	13	46	28.3%	10	45	0.778

2015-16

	TOTAL GP	W	L	GOALS	SHOTS	SHOOTING %	GA	SHOTS AGAINST	SAVE PCT.
Home	6	2	4	4	16	25.0%	6	13	0.538
Road	5	1	4	4	21	19.0%	8	21	0.619
Overall	11	3	8	8	37	21.6%	14	34	0.588

2014-15

	TOTAL GP	W	L	GOALS	SHOTS	SHOOTING %	GA	SHOTS AGAINST	SAVE PCT.
Home	9	3	6	10	40	25.0%	12	40	0.700
Road	5	0	5	2	13	15.4%	9	13	0.308
Overall	14	3	11	12	53	22.6%	21	53	0.604

2013-14

	TOTAL GP	W	L	GOALS	SHOTS	SHOOTING %	GA	SHOTS AGAINST	SAVE PCT.
Home	3	0	3	3	15	20.0%	6	14	0.571
Road	8	3	5	8	24	33.3%	11	27	0.593
Overall	11	3	8	11	39	28.2%	17	41	0.585

2012-13 (48-game season)

	TOTAL GP	W	L	GOALS	SHOTS	SHOOTING %	GA	SHOTS AGAINST	SAVE PCT.
Home	3	1	2	3	9	33.3%	5	9	0.444
Road	0	0	0	0	0	-	0	0	-
Overall	3	1	2	3	9	33.3%	5	9	0.444

2011-12

	TOTAL GP	W	L	GOALS	SHOTS	SHOOTING %	GA	SHOTS AGAINST	SAVE PCT.
Home	6	1	5	5	18	27.8%	10	16	0.375
Road	5	3	2	8	16	50.0%	7	17	0.588
Overall	11	4	7	13	34	38.2%	17	33	0.485

2010-11

	TOTAL GP	W	L	GOALS	SHOTS	SHOOTING %	GA	SHOTS AGAINST	SAVE PCT.
Home	5	0	5	4	14	28.6%	11	14	0.214
Road	5	3	2	6	21	28.6%	6	23	0.739
Overall	10	3	7	10	35	28.6%	17	37	0.541



ALL-TIME SHOOTOUT RESULTS BY YEAR (SINCE 2005)

2009-10	TOTAL GP	W	L	GOALS	SHOTS	SHOOTING %	GA	SHOTS AGAINST	SAVE PCT.
Home	5	3	2	5	15	33.3%	5	14	0.643
Road	2	1	1	2	5	40.0%	1	4	0.750
Overall	7	4	3	7	20	35.0%	6	18	0.667

2008-09	TOTAL GP	W	L	GOALS	SHOTS	SHOOTING %	GA	SHOTS AGAINST	SAVE PCT.
Home	2	1	1	2	4	50.0%	2	4	0.500
Road	8	3	5	6	27	22.2%	9	31	0.710
Overall	10	4	6	8	31	25.8%	11	35	0.686

2007-08	TOTAL GP	W	L	GOALS	SHOTS	SHOOTING %	GA	SHOTS AGAINST	SAVE PCT.
Home	4	1	3	4	11	36.4%	5	9	0.444
Road	5	2	3	6	14	42.9%	8	14	0.429
Overall	9	3	6	10	25	40.0%	13	23	0.435

2006-07	TOTAL GP	W	L	GOALS	SHOTS	SHOOTING %	GA	SHOTS AGAINST	SAVE PCT.
Home	5	1	4	2	23	8.7%	7	23	0.696
Road	2	0	2	0	5	0.0%	3	5	0.400
Overall	7	1	6	2	28	7.1%	10	28	0.643

2005-06	TOTAL GP	W	L	GOALS	SHOTS	SHOOTING %	GA	SHOTS AGAINST	SAVE PCT.
Home	5	3	2	8	18	44.4%	7	19	0.632
Road	5	1	4	3	15	20.0%	7	13	0.462
Overall	10	4	6	11	33	33.3%	14	32	0.563

ALL-TIME SHOOTOUT RESULTS  
VS. NHL TEAMS (SINCE 2005)

ANAHEIM (1-4)

YEAR	DATE	H/R	RESULT	FINAL	SO	FLY	OPP	DECIDING GOAL	GOALTENDERS
2008-09	Jan. 2	@ ANA	W	5-4	1-0	1/2	0/3	Michael Richards	Giguere/Biron
2009-10	Oct. 10	vs. ANA	L	2-3	0-1	0/3	1/2	Teemu Selanne	Hiller/Emery
2014-15	Oct. 14	vs. ANA	L	3-4	1-2	1/4	2/4	William Karlsson	Andersen/Mason
2014-15	Dec. 3	@ ANA	L	4-5	1-2	1/3	2/2	Corey Perry	Andersen/Mason
2016-17	Jan. 1	@ ANA	L	3-4	1-2	1/5	2/5	Corey Perry	Gibson/Mason

ARIZONA (2-0)

YEAR	DATE	H/R	RESULT	FINAL	SO	FLY	OPP	DECIDING GOAL	GOALTENDERS
2014-15	Jan. 27	vs. ARI	W	4-3	1-0	1/3	0/3	Wayne Simmonds	Mason/Smith
2017-18	Feb. 10	@ ARI	W	4-3	2-1	2/6	1/5	Nolan Patrick	Neuvirth/Raanta

BOSTON (4-3)

YEAR	DATE	H/R	RESULT	FINAL	SO	FLY	OPP	DECIDING GOAL	GOALTENDERS
2009-10	Oct. 22	vs. BOS	W	4-3	1-0	1/3	0/3	Claude Giroux	Rask/Emery
2011-12	Jan. 22	vs. BOS	L	6-5	2-1	1/3	2/2	Tyler Seguin	Thomas/Bryzgalov
2011-12	Mar. 17	@ BOS	L	3-2	3-2	2/3	3/3	Patrice Bergeron	Thomas/Bryzgalov
2013-14	Mar. 30	vs. BOS	L	3-4	1-2	1/5	2/5	Reilly Smith	Rask/Mason
2016-17	Nov. 29	vs. BOS	W	3-2	2-1	2/9	1/9	Shayne Gostisbehere	Rask/Mason
2019-20	Nov. 10	@ BOS	W	3-2	1-0	1/2	0/3	Joel Farabee	Halak/Hart
2019-20	Jan. 13	vs. BOS	W	6-5	1-0	1/4	0/4	Travis Konecny	Halak/Hart

BUFFALO (2-3)

YEAR	DATE	H/R	RESULT	FINAL	SO	FLY	OPP	DECIDING GOAL	GOALTENDERS
2005-06	Dec. 19	vs. BUF	L	1-2	1-2	1/4	2/4	Maxim Afinogenov	Miller/Niittymaki
2007-08	Dec. 22	vs. BUF	L	5-6	0-1	0/3	1/2	Ales Kotalik	Miller/Biron
2007-08	Feb. 25	@ BUF	W	4-3	2-1	2/3	1/3	Danny Briere	Miller/Biron
2014-15	Feb. 19	vs. BUF	L	2-3	1-2	1/4	2/4	Brian Flynn	Neuvirth/Emery
2016-17	Oct 25	vs. BUF	W	4-3	2-0	2/3	0/2	Claude Giroux	Mason/Nilsson

CALGARY (2-2)

YEAR	DATE	H/R	RESULT	FINAL	SO	FLY	OPP	DECIDING GOAL	GOALTENDERS
2005-06	Dec. 6	vs. CGY	W	1-0	1-0	1/2	0/3	Michael Richards	Kiprusoff/Niittymaki
2010-11	Nov. 26	vs. CGY	L	2-3	0-1	1/3	2/3	Rene Bourque	Kiprusoff/Bobrovsky
2011-12	Feb. 25	@ CGY	W	5-4	2-1	2/5	1/5	Matt Read	Kiprusoff/Bryzgalov
2019-20	Nov. 23	vs. CGY	L	3-2	1-0	0/3	1/2	Matthew Tkachuk	Rittich/Hart





# ALL-TIME SHOOTOUT RESULTS VS. NHL TEAMS [SINCE 2005]

## CAROLINA (3-5)

YEAR	DATE	H/R	RESULT	FINAL	SO	FLY	OPP	DECIDING GOAL	GOALTENDERS
2005-06	Jan. 17	vs. CAR	L	3-4	2-3	2/4	3/4	Rod Brind'Amour	Gerber/Niittymaki
2005-06	Mar. 8	vs. CAR	W	3-2	2-1	2/4	1/4	Simon Gagne	Gerber/Niittymaki
2007-08	Dec. 15	vs. CAR	L	5-6	2-3	2/3	3/3	Rod Brind'Amour	Grahame/Biron
2008-09	Dec. 11	vs. CAR	W	6-5	2-0	2/2	0/2	Simon Gagne	Leighton/Biron
2009-10	Dec. 26	@ CAR	W	4-3	1-0	2/2	0/1	Danny Briere	Ward/Leighton
2013-14	Apr. 13	vs. CAR	L	5-6	0-1	0/3	1/2	Eric Staal	Khudobin/Heeter
2014-15	Apr. 4	@ CAR	L	2-3	1-2	1/3	2/3	Chris Terry	Ward/Emery
2016-17	Apr. 9	vs. CAR	L	3-4	1-2	1/3	2/3	Brock McGinn	Lack/Stolarz

## CHICAGO: Have not faced in shootout

## COLORADO: (0-2)

YEAR	DATE	H/R	RESULT	FINAL	SO	FLY	OPP	DECIDING GOAL	GOALTENDERS
2011-12	Dec. 19	@ COL	L	3-2	3-2	2/3	3/3	Ryan O'Reilly	Giguere/Bryzgalov
2017-18	Nov. 4	vs. COL	L	5-4	2-1	1/3	2/3	Mikko Rantanen	Varlamov/Neuvirth

## COLUMBUS: (0-3)

YEAR	DATE	H/R	RESULT	FINAL	SO	FLY	OPP	DECIDING GOAL	GOALTENDERS
2015-16	Dec. 19	@ CBJ	L	2-3	1-2	1/6	2/6	Brandon Dubinsky	Mason/Korpisalo
2015-16	Mar. 22	@ CBJ	L	2-3	0-1	0/5	1/5	Boone Jenner	Mason/Bobrovsky
2017-18	Dec. 23	@ CBJ	L	1-2	0-1	0/3	1/2	Pierre-Luc Dubois	Elliott/ Bobrovsky

## DALLAS (1-0)

YEAR	DATE	H/R	RESULT	FINAL	SO	FLY	OPP	DECIDING GOAL	GOALTENDERS
2010-11	Mar. 19	@ DAL	W	3-2	1-0	2/6	1/6	Ville Leino	Lehtonen/Bobrovsky

## DETROIT: (1-2)

YEAR	DATE	H/R	RESULT	FINAL	SO	FLY	OPP	DECIDING GOAL	GOALTENDERS
2015-16	Jan. 17	@ DET	W	2-1	2-1	2/3	1/3	Jakub Voracek	Neuvirth/Mezek
2016-17	Nov. 8	vs. DET	L	2-3	0-1	0/3	1/3	Andreas Athanasiou	Howard/Mason
2017-18	Mar. 20	@ DET	L	4-5	0-1	0/1	1/3	Frans Nielsen	Howard/Lyon

## EDMONTON: (1-0)

YEAR	DATE	H/R	RESULT	FINAL	SO	FLY	OPP	DECIDING GOAL	GOALTENDERS
2013-14	Dec. 28	@ EDM	W	4-3	2-1	2/3	1/3	Michael Raffl	Bryzgalov/Mason

## FLORIDA (5-3)

YEAR	DATE	H/R	RESULT	FINAL	SO	FLY	OPP	DECIDING GOAL	GOALTENDERS
2005-06	Dec. 26	@ FLA	W	3-2	1-0	1/4	0/4	Michal Handzus	Luongo/Niittymaki
2008-09	Jan. 16	@ FLA	W	3-2	1-0	1/2	0/3	Simon Gagne	Vokoun/Niittymaki
2011-12	Jan. 24	@ FLA	W	3-2	1-0	1/3	0/3	Claude Giroux	Clemmensen/Bobrovsky
2012-13	Feb. 7	vs. FLA	L	2-3	0-1	0/2	2/2	Peter Mueller	Theodore/Bobrovsky
2014-15	Dec. 18	vs. FLA	L	1-2	1-2	1/6	2/6	Dave Bolland	Luongo/Mason
2015-16	Mar. 12	@ FLA	L	4-5	0-2	0/2	2/2	Nick Bjugstad	Mason/Luongo
2016-17	Mar. 2	vs. FLA	W	2-1	2-1	2/3	1/3	Jakub Voracek	Reiner/Mason
2018-19	Oct. 16	vs. FLA	W	6-5	2-1	2/3	1/3	Jordan Weal	Pickard/Hutchinson

## LOS ANGELES (0-3)

YEAR	DATE	H/R	RESULT	FINAL	SO	FLY	OPP	DECIDING GOAL	GOALTENDERS
2008-09	Jan. 3	@ LAK	L	1-2	0-2	0/2	2/3	Patrick O'Sullivan	Quick/Niittymaki
2015-16	Nov. 17	vs. LAK	L	2-3	0-1	0/3	1/2	Anze Kopitar	Mason/Quick
2018-19	Feb. 7	vs. LAK	L	2-3	2-3	2/6	3/6	Tyler Toffoli	Stolarz/Quick

## MINNESOTA: Have not faced in shootout

## MONTREAL (2-2)

YEAR	DATE	H/R	RESULT	FINAL	SO	FLY	OPP	DECIDING GOAL	GOALTENDERS
2005-06	Mar. 6	vs. MTL	W	5-4	2-1	2/4	1/4	Petr Nedved	Huet/Esche
2014-15	Oct. 11	vs. MTL	L	3-4	0-2	0/2	2/3	P.A. Parenteau	Price/Emery
2015-16	Feb. 19	@ MTL	L	2-3	1-2	1/5	2/5	Paul Byron	Neuvirth/Condon
2017-18	Feb. 26	@ MTL	W	1-0	2-1	2/5	1/5	Sean Couturier	Mrazek/Lindgren



# ALL-TIME SHOOTOUT RESULTS VS. NHL TEAMS [SINCE 2005]

## NASHVILLE (2-4)

YEAR	DATE	H/R	RESULT	FINAL	SO	FLY	OPP	DECIDING GOAL	GOALTENDERS
2005-06	Dec. 3	@ NSH	L	3-4	0-2	0-2	2/2	Steve Sullivan	Vokoun/Niittymaki
2009-10	Mar. 16	@ NSH	L	3-4	0-1	0/3	1/2	Martin Erat	Rinne/Boucher
2013-14	Nov. 30	@ NSH	W	3-2	1-0	1/2	0/3	Vincent Lecavalier	Mazanec/Mason
2013-14	Jan. 16	vs. NSH	L	3-4	2-3	2/7	3/7	Roman Josi	Hutton/Mason
2014-15	Feb. 21	vs NSH	W	3-2	2-0	2/2	0/2	Jakub Voracek	Zepp/Rinne
2016-17	Dec. 19	vs. NSH	L	1-2	0-1	0/3	1/2	Ryan Ellis	Rinne/Mason

## NEW JERSEY (2-8)

YEAR	DATE	H/R	RESULT	FINAL	SO	FLY	OPP	DECIDING GOAL	GOALTENDERS
2005-06	Mar. 1	@ NJD	L	1-2	0-1	0/3	1/2	Viktor Kozlov	Brodeur/Esche
2006-07	Dec. 2	vs.NJD	L	3-4	0-2	0/2	2/2	Zach Parise	Brodeur/Niittymaki
2006-07	Jan. 20	@ NJD	L	3-4	0-1	0/3	1/2	Brian Gionta	Brodeur/Niittymaki
2007-08	Mar. 28	@ NJD	L	4-5	2-3	2/3	3/3	J. Langenbrunner	Brodeur/Biron
2008-09	Dec. 21	@ NJD	L	2-3	1-2	1/5	2/5	Travis Zajac	Clemmens/Niittymaki
2010-11	Nov. 27	@ NJD	L	1-2	0-1	1/4	2/4	Travis Zajac	Hedberg/Boucher
2011-12	Nov. 3	vs. NJD	L	4-3	2-1	1/3	2/3	Patrick Elias	Hedberg/Bobrovsky
2012-13	Mar. 15	Vs. NJD	W	2-1	1-0	2/3	1/3	Matt Read	Hedberg/Bryzgalov
2017-18	Feb. 13	vs NJD	L	5-4	1-0	0/3	1/1	Drew Stafford	Kinkaid/Neuvirth
2019-20	Nov. 1	@ NJD	W	4-3	1-0	1/3	0/3	Sean Couturier	Blackwood/Hart

## NY ISLANDERS (3-7)

YEAR	DATE	H/R	RESULT	FINAL	SO	FLY	OPP	DECIDING GOAL	GOALTENDERS
2007-08	Mar. 29	@ NYI	W	4-3	1-0	1/3	0/3	Danny Briere	Dubielewicz/Niittymaki
2008-09	Mar. 28	@ NYI	W	4-3	2-1	2/2	1/3	Michael Richards	Danis/Biron
2011-12	Feb. 7	vs. NYI	L	1-0	2-0	0/2	2/2	Frans Nielsen	Nabokov/Bryzgalov
2012-13	Mar. 28	Vs. NYI	L	3-4	1-2	1/4	2/4	Josh Bailey	Nabokov/Bryzgalov
2013-14	Jan. 20	@ NYI	L	3-4	2-3	2/4	3/4	Kyle Okposo	Nilsson/Emery
2014-15	Nov. 24	@ NYI	L	0-1	0-2	0/2	2/3	Frans Nielsen	Halak/Mason
2014-15	Feb. 5	vs. NYI	L	2-3	1-2	1/7	2/7	Cal Clutterbuck	Halak/Mason
2015-16	Dec. 8	vs. NYI	L	3-4	0-1	0/3	1/2	Kyle Okposo	Neuvirth/Halak
2016-17	Nov. 16	@ NYI	W	3-2	1-0	1/2	0/3	Claude Giroux	Neuvirth/Halak
2019-20	Nov. 13	vs. NYI	L	4-3	2-0	0/2	2/2	Jordan Eberle	Greiss/Elliott

## NY RANGERS (4-7)

YEAR	DATE	H/R	RESULT	FINAL	SO	FLY	OPP	DECIDING GOAL	GOALTENDERS
2005-06	Apr. 4	@ NYR	L	2-3	1-2	1/3	2/2	Petr Sykora	Weekes/Esche
2006-07	Oct. 7	vs. NYR	L	4-5	0-1	0/13	1/13	Marcel Hossa	Lundqvist/Niittymaki
2007-08	Nov. 15	vs. NYR	L	3-4	0-1	0/3	1/2	Brendan Shanahan	Lundqvist/Biron
2007-08	Mar. 2	@ NYR	L	4-5	0-2	0/2	2/2	Brendan Shanahan	Valiquette/Biron
2007-08	Mar. 21	vs. NYR	W	4-3	2-0	2/2	0/2	Michael Richards	Valiquette/Biron
2009-10	Apr. 11	vs. NYR	W	2-1	1-0	2/3	1/3	Claude Giroux	Lundqvist/Boucher
2010-11	Apr. 3	vs. NYR	L	2-3	0-1	0/2	2/2	Erik Christensen	Lundqvist/Bobrovsky
2015-16	Oct. 24	vs. NYR	W	3-2	2-1	2/3	1/3	Claude Giroux	Mason/Lundqvist
2015-16	Jan. 16	vs. NYR	L	2-3	0-1	0/3	1/2	Matt Zuccarello	Mason/Lundqvist
2015-16	Feb. 6	vs. NYR	L	2-3	0-2	0-2	2/2	Matt Zuccarello	Mason/Lundqvist
2018-19	Dec. 23	@ NYR	W	3-2	1-0	1/4	0/4	Nolan Patrick	Neuvirth/Lundqvist

## OTTAWA (3-7)

YEAR	DATE	H/R	RESULT	FINAL	SO	FLY	OPP	DECIDING GOAL	GOALTENDERS
2007-08	Feb. 19	@ OTT	L	2-3	1-2	1/3	2/3	Jason Spezza	Emery/Biron
2008-09	Apr. 4	@ OTT	L	3-4	1-2	1/5	2/5	Mike Fisher	Auld/Niittymaki
2011-12	Mar. 31	vs. OTT	L	4-3	2-1	1/3	2/2	Jason Spezza	Anderson/Bobrovsky
2013-14	Dec. 9	@ OTT	L	4-5	0-1	0/3	1/3	Jason Spezza	Anderson/Mason
2014-15	Jan. 6	vs. OTT	W	2-1	2-1	2/5	1/5	Wayne Simmonds	Mason/Andersen
2014-15	Mar. 15	@ OTT	L	1-2	0-1	0/3	1/3	Bobby Ryan	Hammond/Emery
2016-17	Nov 15	vs. OTT	L	2-3	0-1	0/5	1/5	Erik Karlsson	Anderson/Mason
2016-17	Mar 28	vs. OTT	W	3-2	1-0	1/3	0/3	Jordan Weal	Anderson/Mason
2017-18	Feb. 3	vs. OTT	L	4-3	1-0	0/5	1/4	Mike Hoffman	Anderson/Neuvirth
2019-20	Dec. 21	@ OTT	W	5-4	1-0	1/3	0/3	Sean Couturier	Hogberg/Elliott

## PITTSBURGH (0-5)

YEAR	DATE	H/R	RESULT	FINAL	SO	FLY	OPP	DECIDING GOAL	GOALTENDERS
2006-07	Feb. 8	vs. PIT	L	4-5	0-1	0/3	1/3	Sidney Crosby	Flury/Niittymaki
2006-07	Mar. 4	@ PIT	L	3-4	0-2	0/2	2/3	Erik Christensen	Flury/Biron
2008-09	Nov. 13	@ PIT	L	4-5	0-1	0/6	1/6	Alex Goligoski	Sabourin/Biron
2009-10	Dec. 17	vs. PIT	L	2-3	0-1	0/1	2/2	Kris Letang	Flury/Boucher
2010-11	Mar. 24	vs. PIT	L	1-2	0-1	1/4	2/4	Chris Kunitz	Flury/Bobrovsky



# ALL-TIME SHOOTOUT RESULTS VS. NHL TEAMS [SINCE 2005]

## SAN JOSE (0-3)

YEAR	DATE	H/R	RESULT	FINAL	SO	FLY	OPP	DECIDING GOAL	GOALTENDERS
2008-09	Oct. 22	vs. SJS	L	6-7	0-2	0/2	2/2	Joe Pavelski	Nabokov/Biron
2010-11	Dec. 8	vs. SJS	L	4-5	0-1	0/2	2/2	Logan Couture	Auld/Niittymaki
2014-15	Mar. 28	vs. SJS	L	2-3	1-2	1/5	2/5	Brett Burns	Stalock/Mason

## ST. LOUIS (1-2)

YEAR	DATE	H/R	RESULT	FINAL	SO	FLY	OPP	DECIDING GOAL	GOALTENDERS
2009-10	Nov. 7	vs. STL	W	2-1	1-0	2/3	1/3	Mika Pyorala	Mason/Emery
2013-14	Apr. 1	@ STL	L	0-1	0-2	0/2	2/3	T.J. Oshie	Miller/Emery
2014-15	Mar. 12	@ STL	L	0-1	0-2	0/2	2/2	T.J. Oshie	Elliot/Mason

## TAMPA BAY (1-2)

YEAR	DATE	H/R	RESULT	FINAL	SO	FLY	OPP	DECIDING GOAL	GOALTENDERS
2006-07	Jan. 30	vs. TBL	L	3-4	0-2	0/2	2/2	Vincent Lecavalier	Holmqvist/Esche
2010-11	Feb. 15	@ TBL	W	4-3	1-0	2/7	1/7	Kimmo Timonen	Roloso/Boucher
2017-18	Mar. 3	@ TBL	L	6-7	0-2	0/2	2/3	Brayden Point	Vasilevskiy/Mrazek

## TORONTO (3-1)

YEAR	DATE	H/R	RESULT	FINAL	SO	FLY	OPP	DECIDING GOAL	GOALTENDERS
2011-12	Mar. 10	@ TOR	W	1-0	1-0	1/2	0/3	Claude Giroux	Gustafsson/Bryzgalov
2018-19	Mar. 27	vs. TOR	W	5-4	1-0	1/5	0/5	Sean Couturier	Hart/Andersen
2019-20	Nov. 2	vs. TOR	L	4-3	2-1	1/11	2/11	Andreas Johnsson	Andersen/Elliott
2019-20	Nov. 9	@ TOR	W	3-2	2-1	2/3	1/3	Sean Couturier	Andersen/Elliott

## VANCOUVER: (2-1)

YEAR	DATE	H/R	RESULT	FINAL	SO	FLY	OPP	DECIDING GOAL	GOALTENDERS
2013-14	Dec. 30	@ VAN	W	4-3	1-0	1/2	0/3	Vincent Lecavalier	Lack/Mason
2016-17	Jan. 12	vs. VAN	W	5-4	1-0	1/3	0/3	Claude Giroux	Miller/Neuvirth
2019-20	Oct. 12	@ VAN	L	3-2	2-1	1/3	2/3	Tanner Pearson	Markstrom/Hart

## WASHINGTON (4-4)

YEAR	DATE	H/R	RESULT	FINAL	SO	FLY	OPP	DECIDING GOAL	GOALTENDERS
2005-06	Dec. 31	@ WSH	L	3-4	1-2	1/3	2/3	Brian Willie	Kolzig/Niittymaki
2008-09	Jan. 6	@ WSH	L	1-2	0-1	0/3	1/3	Viktor Kozlov	Theodore/Biron
2010-11	Nov. 20	@ WSH	W	5-4	1-0	1/2	0/3	Danny Briere	Neuvirth/Boucher
2010-11	Mar. 22	vs. WSH	L	4-5	0-1	2/3	3/3	Alexander Semin	Neuvirth/Boucher
2011-12	Mar. 22	vs. WSH	W	2-1	2-1	2/4	1/4	Wayne Simmonds	Holtby/Bryzgalov
2013-14	Dec. 15	@ WSH	L	4-5	1-2	1/3	2/3	Nicklas Backstrom	Grubauer/Mason
2015-16	Mar. 30	vs. WSH	W	2-1	2-0	2/2	0/2	Nick Cousins	Mason/Holtby
2016-17	Dec. 21	vs. WSH	W	3-2	2-1	2/4	1/4	Wayne Simmonds	Mason/Holtby
2019-20	Nov. 23	vs. WSH	L	2-1	2-1	1/3	2/2	Evgeny Kuznetsov	Holtby/Hart

## WINNIPEG (1-4)

YEAR	DATE	H/R	RESULT	FINAL	SO	FLY	OPP	DECIDING GOAL	GOALTENDERS
2006-07	Oct. 26	vs. ATL	W	3-2	2-1	2/3	1/3	Peter Forsberg	Lehtonen/Niittymaki
2010-11	Mar. 17	@ ATL	L	3-4	0-1	0/2	2/3	Rob Schremp	Pavelec/Boucher
2011-12	Jan. 31	vs. WPG	L	2-1	1-0	0/3	1/3	Bryan Little	Pavelec/Bryzgalov
2013-14	Nov. 15	@ WPG	L	2-3	1-2	1/5	2/5	Bryan Little	Pavelec/Mason
2017-18	Nov. 16	@ WPG	L	2-3	2-3	2/4	3/4	Bryan Little	Hellebuyck/Elliott



# ALL-TIME FLYERS DRAFT PICKS

RD.	NO.	PLAYER	POS.	RD.	NO.	PLAYER	POS.	RD.	NO.	PLAYER	POS.
<b>1967</b>				<b>1975</b>				<b>1980</b>			
1	5	Serge Bernier	C	1	1	Mel Bridgman	C	1	21	Mike Stothers	D
2	14	Al Sarault	D	3	54	Bob Ritchie	LW	2	42	Jay Fraser	LW
<b>1968</b>				4	72	Rick St.Croix	G	3	63	Paul Mercier	D
1	8	Lew Morrison	RW	5	90	Gary Morrison	RW	4	84	Taras Zytynsky	D
<b>1969</b>				6	108	Paul Holmgren	RW	5	105	Dan Held	C
1	6	Bob Currier	C	7	126	Dana Decker	LW	6	126	Brian Tutt	D
2	17	Bobby Clarke	C	9	160	Viktor Khatulev	C	7	147	Ross Fitzpatrick	C
3	28	Willy Brossart	D	10	175	Duffy Smith	D	8	168	Mark Botell	D
4	40	Michel Belhumeur	G	<b>1976</b>				9	189	Peter Dineen	D
5	52	Dave Schultz	LW	1	17	Mark Suzor	D	10	195	Bob O'Brien	RW
6	64	Don Saleski	RW	2	35	Drew Callander	C/RW	10	210	Andy Brickley	C
7	81	Claude Chartre	C	3	53	Craig Hamner	D	<b>1981</b>			
<b>1970</b>				4	71	Dave Hynek	LW	1	16	Steve Smith	D
2	18	Bill Clement	C	5	89	Robin Lang	D	2	37	Rich Costello	C
3	32	Bob Kelly	LW	6	107	Paul Klasinski	LW	3	47	Barry Tabobondung	LW
4	46	Jacques Lapierre	D	7	117	Ray Kurpis	RW	3	58	Kenny Strong	C/LW
5	60	Doug Kerslake	RW	<b>1977</b>				4	65	David Michayluk	RW
6	74	Dennis Giannini	LW	1	17	Kevin McCarthy	D	4	79	Kenny Latta	RW
7	87	Hank Nowak	LW	2	35	Tom Gorence	RW	5	100	Justin Hanley	C
8	99	Gary Cunningham	D	3	53	Dave Hoyda	LW	6	121	Andre Villeneuve	D
9	109	Jean Daigle	LW	4	67	Yves Guillemette	G	7	137	Vladimir Svitek	RW
<b>1971</b>				4	71	Rene Hamelin	LW	7	142	Gil Hudon	G
1	8	Larry Wright	C	5	89	Danny Clark	D	8	163	Steve Taylor	LW
1	9	Pierre Plante	RW	6	107	Alain Chaput	LW	9	184	Len Hachborn	C
3	36	Glen Irwin	D	7	123	Richard Dalpe	C	10	205	Steve Tsujiura	C
4	50	Ted Scharf	RW	8	135	Pete Peeters	G	<b>1982</b>			
5	64	Don McCulloch	D	8	136	Clint Eccles	C	1	4	Ron Sutter	C
6	78	Yvon Bilodeau	D	8	139	Mike Greeder	RW	3	46	Miroslav Dvorak	D
7	92	Bob Gerrard	RW	9	150	Tom Bauer	LW	3	47	Bill Campbell	D
8	106	Jerome Mrazek	G	9	151	Mike Bauman	LW	4	77	Mikael Hjal	L/RW
<b>1972</b>				9	153	Bruce Crowder	LW	5	98	Todd Bergen	C
1	7	Bill Barber	LW	10	158	Bob Nicholson	D	6	119	Ron Hextall	G
2	23	Tom Bladon	D	10	159	Dave Sherwood	C	7	140	Dave Brown	RW
3	39	Jimmy Watson	D	10	161	Steve Jones	G	8	161	Alain Lavigne	RW
4	55	Al MacAdam	LW	11	165	Jim Trainor	D	9	182	Magnus Roupe	LW
5	71	Darryl Fedorak	G	11	166	Barry Duench	LW	10	203	Tom Allen	G
6	87	Dave Hastings	G	11	168	Rod McNair	D	11	224	Rick Gal	LW
7	103	Serge Beaudoin	D	12	172	Mike Laycock	G	12	245	Mark Vichorek	D
8	119	Pat Russell	RW	<b>1978</b>				<b>1983</b>			
9	135	Ray Boutin	G	1	6	Behn Wilson	D	2	44	Peter Zezel	C
<b>1973</b>				1	7	Ken Linseman	C	3	41	Derrick Smith	LW
2	20	Larry Goodenough	D	1	14	Danny Lucas	RW	4	83	Allen Bourbeau	C
2	26	Brent Leavins	RW	2	32	Mike Simurda	RW	5	104	Jerome Carrier	D
3	40	Bob Stumpf	LW	3	36	Gordie Salt	RW	6	125	Rick Tocchet	RW
3	42	Mike Clarke	C	3	49	Glen Cochrane	D	7	147	Bobby Mormina	RW
4	58	Dale Cook	LW	4	66	Russ Wilderman	C	8	161	Pelle Eklund	C
5	74	Michel Latreille	D	5	83	Brad Tambllyn	D	9	188	Rob Nichols	LW
6	90	Doug Ferguson	D	6	100	Mark Taylor	LW	10	209	Bill McCormick	C
7	106	Tom Young	D	7	117	Mike Ewanouski	RW	11	230	Brian Jopling	G
8	122	Norm Barnes	D	8	126	Jerry Price	D	12	251	Harold Duvall	LW
9	137	Dan O'Donohue	D	8	134	Darre Switzer	C/LW	<b>1984</b>			
10	153	Brian Dick	RW	9	151	Greg Francis	D	2	22	Greg Smyth	D
<b>1974</b>				10	167	Rick Berard	D	2	27	Scott Mellanby	RW
2	35	Don McLean	D	10	168	Don Lucia	D	2	37	Jeff Chychrun	D
3	53	Bob Sirois	LW	11	182	Marke Berge	D	3	43	Dave McLay	LW
4	71	Randy Andreachuk	C	11	183	Ken Moore	G	3	47	John Stevens	D
5	89	Dennis Sobchuk	C	12	195	Jim Olson	D	4	79	Dave Hanson	C
6	107	Willie Frieson	LW	12	198	Anton Stastny	RW	5	100	Brian Dobbins	RW
7	125	Rejean Lemelin	G	<b>1979</b>				6	121	John Dzikowski	LW
8	142	Steve Short	LW	1	14	Brian Propp	LW	7	142	Tommy Allen	D
9	159	Peter McKenzie	D	2	22	Blake Wesley	D	8	163	Luke Vitale	C
10	174	Marcel Labrosse	RW	2	35	Pelle Lindbergh	G	9	184	Billy Powers	C
11	189	Scott Jesse	RW	3	56	Lindsay Carson	C/LW	10	205	Darren Fersovich	C
12	201	Richard Guay	G	4	77	Don Gillen	RW	12	247	Juraj Bakos	D
13	211	Brad Morrow	D	5	98	Thomas Eriksson	D				
14	219	Craig Arvidson	LW	6	119	Gordie Williams	RW				



# ALL-TIME FLYERS DRAFT PICKS

RD.	NO.	PLAYER	POS.	RD.	NO.	PLAYER	POS.	RD.	NO.	PLAYER	POS.
<b>1985</b>				<b>1990</b>				<b>1995</b>			
1	21	Glen Seabrooke	C	1	4	Mike Ricci	C	1	22	Brian Boucher	G
2	42	Bruce Rendall	LW	2	25	Chris Simon	LW	2	48	Shane Kenny	D
3	48	Darryl Gilmour	G	2	40	Mikael Renberg	LW	4	100	Radovan Somik	RW
3	63	Shane Whelan	C	2	42	Terran Sandwith	D	6	132	Dmitri Tertyshny	D
4	84	Paul Marshall	D	3	44	Kimbi Daniels	C	6	135	Jamie Sokolsky	D
5	105	Daril Holmes	RW	3	46	Bill Armstrong	D	6	152	Martin Spanhel	RW
6	126	Ken Alexander	D	3	47	Chris Therien	D	7	178	Martin Streit	LW
7	147	Tony Horacek	LW	3	52	Al Kinisky	D	8	204	Ruslan Shafikov	C
8	168	Mike Cusack	RW	5	88	Dan Kordic	D	9	230	Jeff Lank	D
9	189	Gordon Murphy	D	6	109	Viacheslav Butsayev	C	<b>1996</b>			
11	231	Rod Williams	RW	8	151	Patrik Englund	LW	1	15	Dainius Zubrus	RW
12	252	Paul Maurice	D	9	172	Toni Porkka	D	3	64	Chester Gallant	RW
<b>1986</b>				10	193	Greg Hanson	D	5	124	Per-Ragna Bergqvist	G
1	20	Kerry Huffman		11	214	Tommy Soderstrom	G	5	133	Jesse Boulerice	D
2	23	Jukka Seppo	C/LW	12	235	William Lund	C	7	187	Roman Malov	LW
2	28	Kent Hawley	C	Supplem't'l		Steve Beadle		8	213	Jeff Milleker	C
4	83	Mark Bar	D			Ray Letourneau	G	<b>1997</b>			
6	125	Steve Scheifele	RW	<b>1991</b>				2	30	Jean-Marc Pelletier	G
7	146	Sami Wahlsten	LW	1	6	Peter Forsberg	C	2	50	Pat Kavanagh	RW
8	167	Murray Baron	D	3	50	Yanick Dupre	LW	3	62	Kris Mallette	D
9	188	Blaine Rowe	RW	4	86	Aris Brimanis	D	4	103	Mikhail Chernov	D
10	209	Shaun Sabol	D	5	94	Yanick Degra	G	6	158	Jordan Flodell	D
11	230	Brett Lawrence	RW	6	116	Clayton Norris	RW	7	164	Todd Fedoruk	LW
12	251	Daniel Stephano	G	6	122	Dimitri Yushkevich	D	8	214	Marko Kauppinen	D
<b>1987</b>				7	138	Andrei Lomakin	LW	9	240	Par Styf	D
1	20	Darren Rumble	D	9	182	James Bode	RW	<b>1998</b>			
2	30	Jeff Harding	RW	10	204	Josh Bartell	D	1	22	Simon Gagne	C
3	62	Martin Hostak	C	11	226	Neil Little	G	2	42	Jason Beckett	D
4	83	Tomaz Eriksson	LW	12	248	John Porco	C	2	51	Ian Forbes	D
5	104	Bill Gall	RW	Supplem't'l		Angelo Libertucci		4	109	Jean-Philippe Morin	D
6	125	Tony Link	D			Brendan Locke	RW	5	124	Francis Belanger	LW
7	146	Mark Strapton	D	<b>1992</b>				5	139	Garrett Prosofsky	C
8	167	Darryl Ingham	RW	1	7	Ryan Sittler	LW	6	168	Antero Niittymaki	G
9	188	Bruce MacDonald	RW	2	15	Jason Bowen	LW	7	175	Kam Ondrik	G
10	209	Steve Morrow	D	2	31	Denijs Methyuk	C	7	195	Tomas Divisek	C
11	230	Darius Rusnak	C	5	103	Vladislav Boulin	D	8	222	Lubomir Pistek	RW
12	251	Dale Roehl	G	6	127	Roman Zolotov	D	9	243	Petr Hubacek	C
Supplem't'l		David Whyte	LW	7	151	Kirk Daubenspeck	G	9	253	Bruno St-Jacques	D
<b>1988</b>				8	175	Claude Jutras, Jr.	RW	9	258	Sergei Skrobot	D
1	14	Claude Boivin	LW	9	199	Jonas Hakansson	LW	<b>1999</b>			
2	35	Pat Murray	LW	10	223	Chris Herperger	LW	1	22	Maxime Ouellet	G
3	56	Craig Fisher	C	11	247	Patrice Paquin	LW	4	119	Jeff Feniak	D
3	63	Dominic Roussel	G	Supplem't'l		Garett MacDonald	D	6	160	Konstantin Rudenko	LW
4	77	Scott Lagrand	G	<b>1993</b>				7	200	Pavel Kasparik	C
5	98	Edward O'Brien	LW	2	36	Janne Niinimaa	D	7	208	Vaclav Pletka	RW
6	119	Gord Frantti	C	3	71	Vaclav Prospal	C	8	224	David Nystrom	LW
7	140	Jamie Cooke	RW	3	77	Milos Holan	D	<b>2000</b>			
8	161	Johan Salle	D	5	114	Vladimir Krechin	LW	1	28	Justin Williams	RW
9	182	Brian Arthur	D	6	140	Mike Crowley	D	3	94	Alexander Drozdetsky	RW
10	203	Jeff Dandretta	RW	7	166	Aaron Israel	G	6	171	Roman Cechmanek	G
11	224	Scott Billey	RW	8	192	Paul Healey	RW	6	195	Colin Shields	RW
12	245	Drahomir Kadlec	D	9	218	Tripp Tracy	G	7	210	John Eichelberger	C
Supplem't'l		Paul Connell	G	9	226	E.J. Bradley	C	7	227	Guillaume Lefebvre	C
<b>1989</b>				10	244	Jeffrey Staples	D	8	259	Regan Kelly	D
2	33	Greg Johnson	C	11	270	Ken Hemenway	D	9	287	Milan Kopecky	LW
2	34	Patrik Juhlin	LW	Supplem't'l		Shannon Finn	D	<b>2001</b>			
4	72	Reid Simpson	LW	<b>1994</b>				1	27	Jeff Woywitka	D
6	117	Niklas Eriksson	C	3	62	Artem Anisimov	D	3	95	Patrick Sharp	C
7	138	Jack Callahan	C	4	88	Adam Magarrell	D	5	146	Jussi Timonen	D
8	159	Sverre Sears	D	4	101	Sebastien Vallee	LW	5	150	Bernd Bruckler	G
9	180	Glen Wisser	RW	6	140	Alexander Selivanov	RW	5	158	Roman Malek	G
10	201	Al Kumm	D	7	166	Colin Forbes	LW	6	172	Dennis Seidenberg	D
11	222	Matt Brait	D	8	192	Derek Diener	D	6	177	Andrei Razin	C
12	243	James Pollio	LW	8	202	Raymond Giroux	D	7	208	Thierry Douville	D
Supplem't'l		Jamie Baker	D	9	218	Johan Hedberg	G	7	225	David Printz	D
				10	244	Andre Payette	C				
				11	270	Jan Lipiansky	C/LW				
				Supplem't'l		Kirk Nielsen	RW				



# ALL-TIME FLYERS DRAFT PICKS

RD.	NO.	PLAYER	POS.	RD.	NO.	PLAYER	POS.	RD.	NO.	PLAYER	POS.
<b>2002</b>				<b>2009</b>				<b>2017</b>			
1	4	Joni Pitkanen	D	3	81	Adam Morrison	G	1	2	Nolan Patrick	C
4	105	Rosario Ruggeri	D	3	87	Simon Bertilsson	D	1	27	Morgan Frost	C
4	126	Konstantin Baranov	RW	5	142	Nicola Riopel	G	2	35	Isaac Ratcliffe	LW
5	161	Dov Grumet-Morris	G	6	153	Dave Lebreque	C	3	80	Kirill Ustimenko	G
6	192	Nikita Korovkin	D	6	172	Eric Wellwood	LW	4	106	Matthew Strome	LW
6	193	Joey Mormina	D	7	196	Oliver Lauridsen	D	4	107	Maksim Sushko	RW
7	201	Mathieu Brunelle	LW					5	137	Noah Cates	LW
<b>2003</b>				<b>2010</b>				6	168	Olle Lycksell	RW
1	11	Jeff Carter	C	3	89	Michael Chaput	C	7	196	Wyatt Kalynuk	D
1	24	Michael Richards	C	4	119	Tye McGinn	LW	<b>2018</b>			
3	69	Colin Fraser	C	5	149	Michael Parks	RW	1	14	Joel Farabee	LW
3	81	Stefan Ruzicka	RW	6	179	Nicholas Luukko	D	1	19	Jay O'Brien	C
3	85	Alexandre Picard	D	7	206	Ricard Blidstrand	D	2	50	Adam Ginning	D
3	87	Ryan Potulny	C	7	209	Brendan Ranford	LW	4	112	Jack St. Ivany	D
3	95	Rick Kozak	RW	<b>2011</b>				5	127	Wyatte Wylie	D
4	108	Kevin Romy	RW	1	8	Sean Couturier	C	5	143	Samuel Ersson	G
5	140	David Tremblay	G	3	68	Nick Cousins	C	6	174	Gavin Hain	C
6	191	Rejean Beauchemin	G	4	116	Colin Suellentrop	D	7	205	Marcus Westfalt	C/LW
6	193	Ville Hostikka	G	4	118	Marcel Noebels	LW	<b>2019</b>			
<b>2004</b>				6	176	Petr Placek	RW	1	14	Cameron York	D
3	92	Rob Bellamy	RW	7	206	Derek Mathers	RW	2	34	Bobby Brink	RW
4	101	R.J. Anderson	D	<b>2012</b>				3	72	Ronald Attard	D
4	124	David Laliberte	RW	1	20	Scott Loughton	C	4	103	Mason Millman	D
5	144	Chris Zarb	D	2	45	Anthony Stolarz	G	6	165	Egor Serdyuk	RW
5	149	Gino Pisellini	RW	3	78	Shayne Gostisbehere	D	6	169	Roddy Ross	G
6	170	Ladislav Scurko	C	4	111	Fredric Larsson	D	7	196	Bryce Brodzinski	RW
6	171	Frederik Cabana	C/LW	4	117	Taylor Leier	LW	<b>2020</b>			
8	232	Martin Houle	G	5	141	Reece Willcox	D	1	23	Tyson Foerster	RW
8	253	Travis Gawryletz	D	7	201	Valeri Vasiliev	D	2	54	Emil Andrae	D
9	286	Triston Grant	LW	<b>2013</b>				4	94	Zayde Wisdom	RW
9	291	John Carter	C	1	11	Samuel Morin	D	5	135	Elliot Desnoyers	LW
<b>2005</b>				2	41	Robert Hagg	D	6	178	Connor McClellon	RW
1	29	Steve Downie	RW	3	72	Tyrell Goulbourne	C				
3	91	Oskars Bartulis	D	5	132	Terrance Amorosa	D				
4	119	Jeremy Duchesne	G	6	162	Merrick Madsen	G				
5	152	Josh Beaulieu	C	7	192	David Drake	D				
6	174	John Flatters	D	<b>2014</b>							
7	215	Matt Clackson	RW	1	17	Travis Sanheim	D				
<b>2006</b>				2	48	Nicolas Aube-Kubel	C/RW				
1	22	Claude Giroux	RW	3	86	Mark Friedman	D				
2	39	Andreas Nodl	RW	5	138	Oskar Lindblom	LW				
2	42	Michael Ratchuk	D	6	168	Radel Fazleev	LW				
2	55	Denis Bodrov	D	7	198	Jesper Pettersson	D				
3	79	Jon Matsumoto	C	<b>2015</b>							
4	101	Joonas Lehtivuori	D	1	7	Ivan Provorov	D				
4	109	Jakub Kovar	G	1	24	Travis Konecny	C				
5	149	Jonathan Rheault	RW	3	70	Felix Sandstrom	G				
6	175	Michael Dupont	G	3	90	Matej Tomek	G				
7	205	Andrei Popov	RW	4	98	Samuel Dove-McFalls	LW				
<b>2007</b>				4	104	Mikhail Vorobyev	C				
1	2	James van Riemsdyk	LW	5	128	David Kase	C				
2	41	Kevin Marshall	D	6	158	Cooper Marody	RW				
3	66	Garrett Klotz	LW	7	188	Ivan Fedotov	G				
5	122	Mario Kempe	RW	<b>2016</b>							
6	152	Jon Kalinski	LW	1	22	German Rubtsov	C				
6	161	Patrick Maroon	LW	2	36	Pascal Laberge	C				
7	182	Brad Phillips	G	2	48	Carter Hart	G				
<b>2008</b>				2	52	Wade Allison	RW				
1	19	Luca Sbisa	D	3	82	Carsen Twarynski	LW				
3	67	Marc-Andre Bourdon	D	4	109	Connor Bunnaman	C				
3	84	Jacob DeSerres	G	5	139	Linus Hogberg	D				
6	178	Zac Rinaldo	C	6	169	Tanner Laczynski	C				
7	196	Joacim Eriksson	G	6	172	Anthony Salinitri	C				
				7	199	David Bernhardt	D				



# ALL-TIME FLYERS ROSTER (ALPHABETICAL)

NO. POS. PLAYER SEASON(S)

A

25	C	ACTON, Keith	1988-93
36, 25	LW	ADAMS, Greg	1980-82
27	LW	AFANASENKOV, Dmitry	2006-07
42	RW	AKESON, Jason	2012-15
41	D	ALBERTS, Andrew	2008-09
19, 36	RW	ALLISON, Ray	1981-85, 86-87
39	D	ALT, Mark	2014-18
11	RW	AMONTE, Tony	2002-04
37	D	ANDERSON, Shawn	1994-95
14	LW	ANDERSSON, Mikael	1998-00
7	C	ANGOTTI, Lou	1967-68
8	LW	ANTOSKI, Shawn	1994-96
58	LW	ARMSTRONG, Bill H.	1990-91
6	D	ARTHUR, Fred	1981-83
45	RW	ASHAM, Aaron	2008-10
4	D	ASHBEE, Barry	1970-74
62	RW	AUBE-KUBEL, Nicolas	2018-*

B

44	D	BABYCH, Dave	1997-99
33	G	BACASHIHUA, Jason (DNP)	2012
30	G	BACKLUND, Johan	2009-12
27	RW	BAILEY, Justin	2018-19
34, 35, 36, 9	D	BAILEY, Reid	1980-82
24	D	BALL, Terry	1967-68, 69-70
7	LW	BARBER, Bill	1972-84
23, 25	D	BARNES, Norm	1976-77, 79-81
8	D	BARON, Murray	1989-91
20, 34	RW	BARRIE, Len	1989-93
3	D	BARTULIS, Oskars	2009-12
32	D	BAST, Ryan	1998-00
21, 31, 5	D	BATHE, Frank	1977-84
5	D	BAUMGARTNER, Nolan	2006-07
35	G	BEAUREGARD, Stephane	1992-93
30, 35	G	BELHUMEUR, Michel	1972-73
78	LW	BELLEMARE, Pierre-Edouard	2014-17
22	LW	BENNETT, Harvey	1976-78
19	D	BENNING, Brian	1991-93
42	LW	BERANEK, Josef	1992-95
19, 42	C	BERGEN, Todd	1984-85
37, 19	C	BERGLUND, Bo	1985-86
19, 21	C	BERNIER, Serge	1968-72
34, 17, 12, 32	LW	BERUBE, Craig	1986-91, 98-00
11	C	BETTS, Blair	2009-11
46	C	BIGGS, Don	1989-90
43	G	BIRON, Martin	2006-09
8	LW	BLACKBURN, Don	1967-69
4, 23, 3	D	BLADON, Tom	1972-78
33	C	BLOSKI, Mike (DNP)	1985-86
35	G	BOBROVSKY, Sergei	2010-12
40, 10	LW	BOIVIN, Claude	1991-94
17, 5	RW	BOLAND, Mike.	1974-75
28	D	BOTELL, Mark	1981-82
33	G	BOUCHER, Brian	1999-02, 2009-11
21, 36	RW	BOULERICE, Jesse	2001-02, 2007-08
43	D	BOURDON, Marc-Andre	2011-2015
28, 53, 8, 34	D	BOWEN, Jason	1992-97
24	D	BOYNTON, Nick	2010-2011
87	LW	BRASHEAR, Donald	2001-06
55	RW	BRENDL, Pavel	2001-03
34	LW	BRICKLEY, Andy	1982-83
10	C	BRIDGMAN, Mel	1975-82
48	RW	BRIERE, Danny	2007-13
40, 3	D	BRIMANIS, Aris	1993-94, 95-97
17	C/LW	BRIND'AMOUR, Rod	1991-00
25, 3, 10	D	BROSSART, Willie	1970-73
NO.	POS.	PLAYER	SEASON(S)
32, 21	RW	BROWN, Dave	1982-89, 91-95
3	D	BROWN, Larry	1971-72
30	G	BRYZGALOV, Ilya	2011-13
10	C	BULLARD, Mike	1988-90
28	C	BUREAU, Marc	1998-00
33, 41	G	BURKE, Sean	1997-98, 2003-04
2	D	BURT, Adam	1998-00
21, 28	D	BUSNIUK, Mike	1979-81
22, 26	C	BUTSAYEV, Viacheslav	1992-94
22	RW	BYERS, Mike	1968-69

C

19	LW	CALDER, Kyle	2006-07
28	RW	CALLANDER, Drew	1976-79
13	LW	CARCILLO, Dan	2008-11
29	D	CARKNER, Terry	1988-93
25	D	CARLE, Matt	2008-12
35	G	CARON, Sebastien (DNP)	2010
21	D	CARRUTHERS, Dwight	1967-68
18	LW	CARSON, Lindsay	1981-88
17	C	CARTER, Jeff	2005-11
32	G	CECHMANEK, Roman	2000-03
35	G	CHABOT, Frederic	1993-94
5	D	CHERRY, Dick	1968-70
19, 15	RW	CHOQUINARD, Eric	2002-04, 05-06
40, 6	D	CHYCHRUN, Jeff	1986-91
36, 16	C	CLARKE, Bobby	1969-84
15, 10	C	CLEMENT, Bill	1971-75
5	D	COBURN, Braydon	2006-15
44, 9, 35, 29	D/LW	COCHRANE, Glen	1978-79, 81-85
77	D	COFFEY, Paul	1996-98
26	D	COLAIACOVO, Carlo	2014-15
23	RW	COLLINS, Bill	1976-77
89	C	COMRIE, Mike	2003-04
46, 15	RW	CONROY, Al	1991-94
22	C	CORKUM, Bob	1995-96
33, 32	LW	COTE, Riley	2006-10
52	C	COUSINS, Nick	2014-2017
14	C	COUTURIER, Sean	2011-*
27	LW	COWICK, Bruce	1973-74
32	LW/C	CRAVEN, Murray	1984-92
29, 15	C	CRISP, Terry	1972-77
44	D	CRONIN, Shawn	1992-93
3	D	CROSSMAN, Doug	1983-88
26	RW	CROWE, Phil	1995-96
14	C	CULLEN, Mark	2006-07
12	RW	CUMMINS, Jim	1993-94
21	C	CUNNINGHAM, Jimmy	1977-78

D

19, 11	LW	DAIGLE, Alexandre	1997-99
15	D	DAIGNEAULT, Jean-Jacques	1986-88
2	D	DAILEY, Bob	1976-82
24	C	DALLMAN, Rod	1991-92
49	G	D'AMOUR, Marc	1988-89
46, 14	RW	DANIELS, Kimbi	1990-92
8, 22	LW	DANIELS, Scott	1996-97
11, 14	C	DARBY, Craig	1996-98
29	LW	DEAN, Barry	1977-79
15	D	DEL ZOTTO, Michael	2014-17
43	D	DELMORE, Andy	1998-01
37	D	DESJARDINS, Eric	1994-06
20, 9	RW	DIMAIO, Rob	1993-96
15	RW	DIMITRAKOS, Niko	2005-07
20, 11	RW	DINEEN, Kevin	1991-96
45	LW	DIONNE, Gilbert	1994-96
20	RW	DIVISEK, Tomas	2000-02
7, 18	RW	DOBBIN, Brian	1986-92
20	C	DOPITA, Jiri	2001-02
NO.	POS.	PLAYER	SEASON(S)
24, 12	RW	DORNHOEFER, Gary	1967-78
34	C	DOWD, Jim	2007-08
9, 27	RW	DOWNIE, Steve	2007-09, 13-14
23	C	DROLET, Rene	1971-72
26	RW	DRUCE, John	1995-98
35	G	DUCHESNE, Jeremy	2009-10
19, 28, 25	D	DUCHESNE, Steve	1991-92, 98-99
32	C	DUNLOP, Blake	1977-79
28, 6	D	DUPONT, Andre	1972-80
66, 15, 18	LW	DUPRE, Yanick	1991-92, 94-96
9	D	DVORAK, Miroslav	1982-85
24, 29	D	DYKHUIS, Karl	1994-97, 98-00

E

55	LW	EAGER, Ben	2005-08
44	D	EATON, Mark	1999-00
21	D	EDESTRAND, Darryl	1969-70
9	C	EKLUND, Pelle	1985-94
37	G	ELLIOTT, Brian	2017-*
23, 36	RW	ELLISON, Matt	2005-07
29	G	EMERY, Ray	2009-10, 13-15
26	D	EMINGER, Steve	2008-09





# ALL-TIME FLYERS ROSTER (ALPHABETICAL)

6, 8, 27	D	ERIKSSON, Thomas	1980-82, 83-86
42	G	ESCHE, Robert	2002-07
15	C	EVANS, Doug	1992-93
23, 25	C	EVANS, John	1978-79, 80-81, 82-83
F			
15	RW	FALLOON, Pat	1995-98
36	LW	FAUST, Andre	1992-94
1	G	FAVELL, Doug	1967-73
52, 29	LW	FEDORUK, Todd	2000-04, 06-07
26	LW	FEDOTENKO, Ruslan	2000-02, 12-13
18	RW	FEDYK, Brent	1992-96
39	D	FENYVES, Dave	1987-93
51	C	FILPPULA, Valtteri	2016-18
25	D	FINLEY, Jeff	1993-94
7, 15	C	FISHER, Craig	1989-91
8	D	FITZPATRICK, Rory	2007-08
32, 22, 34, 39	LW	FITZPATRICK, Ross	1982-86
9	LW	FLEMING, Reggie	1969-70
21	RW	FLETT, Bill	1971-74
43, 11	C	FLOCKHART, Ron	1980-83
22	D/LW	FOLEY, Rick	1971-72
26	D	FOLIN, Christian	2018-19
48, 12	LW	FORBES, Colin	1996-99
21	C	FORSBERG, Peter	2005-07
44	D	FOSTER, Corey	1991-92
3	D	FOSTER, Kurtis	2012-13
35	G	FOSTER, Norm (DNP)	1993-94
29	LW	FOTIU, Nick	1987-88
45, 37	C	FREER, Mark	1986-92
59	D	FRIEDMAN, Mark	2018-20
51	D	FRITSCH, Jamie	2008-09
35	G	FROESE, Bob	1982-87
G			
12	LW	GAGNE, Simon	1999-2010, 12-13
89	C	GAGNER, Sam	2015-2016
3	D	GALLEY, Garry	1991-95
30	G	GAMBLE, Bruce	1970-72
23	C	GARDNER, Dave	1979-80
23	D	GAUTHIER, Denis	2005-08
5	D	GAUTHIER, Jean	1967-68
20, 11	LW	GENDRON, Jean-Guy	1967-72
27	D	GERVAIS, Bruno	2012-14
75	D	GILL, HAL	2013-14
21	RW	GILLEN, Don	1979-80
NO.	POS.	PLAYER	SEASON(S)
34	LW	GILLIS, Jere	1986-87
30		GILLOW, Russ (DNP)	1971-72
49		GILMOUR, Darryl (DNP)	1987-88
56, 28	RW	GIROUX, Claude	2007-20
4, 23, 5, 29	D	GOODENOUGH, Larry	1974-77
27	C	GORDON, Boyd	2016-17
22, 36	RW	GORENCE, Tom	1978-83
53	D	GOSTISBEHERE, Shayne	2014-20
39, 56	LW	GOULBOURNE, Tyrell	2017-19
52	LW	GRANT, Triston	2006-08
55, 77	C	GRATTON, Chris	1997-99
46, 24	LW	GRATTON, Josh	2005-06, 08-09
35	G	GREENLAW, Mike (DNP)	1994-95
65	LW	GREENTREE, Kyle	2007-08
15, 23, 9	RW	GREIG, Mark	1998-01, 02-03
32	D	GRENIER, Martin	2006-08
8	D	GROSSMANN, Nicklas	2011-15
25, 34	RW	GUAY, Paul	1983-85
3	D	GUDAS, Radko	2015-20
65, 29	D	GUENIN, Nate	2006-09
29	D	GUSTAFSSON, Erik	2010-14
H			
11, 36	C	HACHBORN, Len	1983-85
33	G	HACKETT, Jeff	2003-04
48, 8	D	HAGG, Robert	2016-20
17, 23, 19	D	HALE, Larry	1968-72
18	RW	HALL, Adam	2012-14
5	D	HALLER, Kevin	1994-97
14	LW	HAMEL, Denis	2006-07
26	C	HANDZUS, Michal	2002-06
6	D	HANNA, John	1967-68
14, 16	RW	HANNIGAN, Pat	1967-69
34	RW	HARDING, Jeff	1988-90

25	D	HARRIS, Ted	1974-75
79	G	HART, Carter	2018-20
38	RW	HARTMAN, Ryan	2018-19
19	LW	HARTNELL, Scott	2007-14
2	D	HATCHER, Derian	2005-08
18	C	HAWERCHUK, Dale	1995-97
20	D	HAWGOOD, Greg	1992-94
38	RW	HEALY, Paul	1996-98
33	G	HEETER, Cal	2013-14
19	LW	HEISKALA, Earl	1968-71
27	G	HEXTALL, Ron	1986-92, 94-99
17	RW	HICKS, Wayne	1967-68
37, 15, 28, 36	LW	HILL, Al	1976-82, 86-88
3	D	HILLMAN, Larry	1969-71
6	D	HILLMAN, Wayne	1969-73
27	LW	HLAVAC, Jan	2001-02
10	LW	HLUSHKO, Todd	1993-94
18	C	HOEKSTRA, Ed	1967-68
24, 34, 35	D	HOFFMEYER, Bob	1981-83
68, 30	G	HOFFORT, Bruce	1989-91
41	D	HOLAN, Milos	1993-94
17	RW	HOLMGREN, Paul	1975-84
34, 22	C	HOLMSTROM, Ben	2010-14
24	D/RW	HOLT, Randy	1983-84
43, 21	LW	HORACEK, Tony	1989-92
17	D	HOSPODAR, Ed	1984-86, 86-87
26	C	HOSTAK, Martin	1990-92
35	G	HOULE, Martin	2006-08
2	D	HOWE, Mark	1982-92
8	LW	HOYDA, Dave	1977-79
21	C	HUBACEK, Petr	2000-01
47, 44	D	HUBER, Willie	1987-88
5, 2	D	HUFFMAN, Kerry	1986-92, 95-96
NO.	POS.	PLAYER	SEASON(S)
5	D	HUGHES, Brent	1970-73
8, 11	RW	HULL, Jody	1998-01
23	D	HUSKINS, Kent	2012-13
40	G	HUTTON, Carter (DNP)	2010
26	D	HYNES, Gord	1992-93
I			
30	G	INNESS, Gary	1975-77
J			
68	RW	JAGR, Jaromir	2011-12
45, 14	RW	JENSEN, Chris	1989-92
33, 30	G	JENSEN, Darren	1984-86
21, 20	C	JOHNSON, Jimmy	1967-72
5	D	JOHNSON, Kim	2001-06
41	C	JONES, Blair	2014-15
47	LW	JONES, Brad	1991-92
20	RW	JONES, Keith	1998-01
51, 29, 6	D	JONES, Randy	2003-09
43	D	JONSSON, Lars	2006-08
24, 2, 25	D	JOSEPH, Chris	1997-99
20	C	JOYAL, Eddie	1971-72
12	LW	JUHLIN, Patrik	1994-96
K			
46, 37	LW	KALINSKI, Jon	2008-10
18	RW	KALLIO, Tomi	2002-03
21, 28, 11	LW	KANE, Boyd	2003-04, 06-09
24	LW	KAPANEN, Sami	2002-08
15	C	KASPER, Steve	1991-93
36	RW	KAVANAGH, Pat	2005-06
23	LW/C	KEENAN, Larry	1971-72
9	LW	KELLY, Bob	1970-80
22	C	KENNEDY, Forbes	1967-68
12	C/RW	KERR, Tim	1980-91
26	C	KINDRACHUK, Orest	1972-78
20	RW	KLATT, Trent	1995-99
10	C	KNIGHT, Corban	2018-19
22, 9	RW	KNUBLE, Mike	2005-09, 12-13
34	D	KONAN, Matthew	2012-13
11	C	KONECNEY, Travis	2016-20
6, 21	D	KORDIC, Dan	1991-92, 93-94, 95-99
25, 15	LW	KOVALENKO, Andrei	1998-99
2	D	KRAJICEK, Lukas	2009-10
13	D	KUBINA, Pavel	2011-12
2	D	KUCERA, Frantisek	1996-97
28, 3	D	KUKKONEN, Lasse	2006-09



# ALL-TIME FLYERS ROSTER (ALPHABETICAL)

35	G	KUNTAR, Les (DNP)	1994-95	23	C	MEEHAN, Gerry	1968-69
36, 10, 8, 15	LW	KUSHNER, Dale	1990-92	19	RW	MELLANBY, Scott	1985-91
L							
68, 36, 20	RW	LACOMBE, Normand	1989-91	40	RW	MELOCHE, Eric	2006-07
15, 7	C	LACROIX, Andre	1967-71	41	D	MESZAROS, Andrej	2010-14
32	LW	LACROIX, Daniel	1996-98	13	C	METROPOLIT, Glen	2008-09
33	G	LaFOREST, Mark	1987-89	48, 34	D	MEYER, Freddy	2003-07
16	LW	LAFOREGE, Claude	1967-69	35, 13	RW	MICHAYLUK, Dave	1981-83
5	RW	LAJEUNESSE, Serge	1973-75	15	RW	MICKEY, Larry	1971-72
9	R	LALIBERTE, David	2009-10	4	D	MISZUK, John	1967-69
22	C	LAMB, Mark	1993-95	26	D	MODRY, Jaroslav	2007-08
37	C	LAMOUREUX, Mitch	1987-89	<b>NO.</b>	<b>POS.</b>	<b>PLAYER</b>	<b>SEASON(S)</b>
18	C	LANGKOW, Daymond	1998-01	22	LW	MOKOSAK, Carl	1985-86
39	D	LANK, Jeff	1999-00	29	C	MONTGOMERY, Jim	1994-96
14	RW	LAPERIERE, Ian	2009-12	39	G	MOORE, Robbie	1978-81
13	C	LAPOINTE, Claude	2002-04	5, 50	D	MORIN, Samuel	2016-**-
5	D	LAPOINTE, Rick	1976-79	21	RW	MORRISON, Gary	1979-82
33	G	LAROCQUE, Michel	1982-83	8	RW	MORRISON, Lew	1969-72
62, 11	D	LATAL, Jiri	1989-92	33	G	MRAZEK, Jerome	1975-76
21, 49	C	LAUGHTON, Scott	2012-**-	41	LW	MULVENNA, Glenn	1992-93
38	D	LAURIDSEN, Oliver	2012-15	67	G	MUNROE, Scott (DNP)	2006-09
<b>NO.</b>	<b>POS.</b>	<b>PLAYER</b>	<b>SEASON(S)</b>	3	D	MURPHY, Gord	1988-92
47	RW	LAW, Kirby	2000-01, 02-04	39	C	MURRAY, Marty	2001-03
18	LW	LAWLESS, Paul	1987-88	39	C	MURRAY, Mike	1987-88
5, 27	RW	LEACH, Reggie	1974-82	23, 24	LW	MURRAY, Pat	1990-92
40	C	LECAVALIER, Vincent	2013-15	25, 24	D	MURRAY, Terry	1975-77, 78-79, 80-81
10	LW	LeCLAIR, John	1994-04	61	D	MYERS, Philippe	2018-**-
23, 17	LW	LEFEBVRE, Guillaume	2001-03	18	RW	MYHRES, Brantt	1997-98
15	C	LEHTERA, Jori	2017-19	31	G	MYRE, Phil	1979-81
58	LW	LEIER, Taylor	2015-19	N			
49	G	LEIGHTON, Michael	2006-07, 09-13	42	LW	NACHBAUR, Don	1985-90
22	LW	LEINO, Ville	2009-11	5	D	NATTRESS, Ric	1992-93
28	G	LEMELIN, Rejean (DNP)	1977-78	93	C	NEDVED, Petr	2005-07
18	LW	LESUK, Bill	1970-72	30	G	NEUVIRTH, Michal	2015-19
6	D	LILJA, Andreas	2011-13	45	C	NEWBURY, Kris	2013-14
31	G	LINDBERGH, Pelle	1981-86	44	D	NIINIMAA, Janne	1996-98
23, 54	LW	LINDBLOM, Oskar	2017-**-	30	G	NIITYMAKI, Antero	2003-09
88	C	LINDROS, Eric	1992-00	14, 15	RW	NODL, Andreas	2008-12
26, 14, 18	C	LINSEMAN, Ken	1978-82, 89-90	22, 21, 14, 17	RW	NOLET, Simon	1967-74
35	G	LITTLE, Neil	1996-04	O			
23	LW	LOMAKIN, Andrei	1991-93	77	C	OATES, Adam	2001-02
18	LW	LONSBERY, Ross	1971-78	29	LW	ODJICK, Gino	1999-01
15	RW	LUCAS, Danny	1978-79	29	D	ODUYA, Johnny	2017-18
15	RW	LUPUL, Joffrey	2007-09	6	D	O'DONNELL, Sean	2010-11
34, 49	G	LYON, Alex	2017-**-	45	D	O'NEILL, Will	2017-18
13	LW	LYUBIMOV, Roman	2016-17	17	LW	OSBURN, Randy	1974-75
M							
25	LW	MacADAM, Al	1973-74	29	C	OTTO, Joel	1995-98
47	D	MacDONALD, Andrew	2013-**-	49	G	OUELLET, Maxime	2000-01
19, 21	LW	MacLEISH, Rick	1970-81, 83-84	P			
34	C	MacNEIL, Ian	2002-03	21, 12, 32	RW	PADDOCK, John	1976-77, 79-80, 82-83
19, 4, 21, 24	D	MacSWEYN, Ralph	1967-72	20, 18, 19	RW	PAIEMENT, Rosaire	1967-70
14	C	MacTAVISH, Craig	1994-96	30, 1	G	PARENT, Bernie	1967-71, 73-79
20	LW	MAGUIRE, Kevin	1989-90	77	D	PARENT, Ryan	2006-10
3, 25	D	MAIR, Jimmy	1970-72	7	LW	PARIZEAU, Michel	1971-72
2	D	MALAKHOV, Vladimir	2003-04	15	C	PARK, Richard	1998-99
43, 23	D	MALGUNAS, Stewart	1993-95	12	C	PASLAWSKI, Greg	1992-93
28	C	MANDERVILLE, Kent	1999-02	6, 28	LW	PATERSON, Joe	1984-86
15, 14	LW	MANELUK, Mike	1998-99, 99-00	19	C	PATRICK, Nolan	2017-**-
23, 43	D	MANNING, Brandon	2011-18	34	D	PATTERSON, Dennis	1979-80
8, 42	D	MANTHA, Moe	1988-89, 91-92	41, 14	LW	PEDERSON, Mark	1990-93
55	D	MARKOV, Danny	2003-04	33	G	PEETERS, Pete	1978-82, 89-91
8	D	MARSH, Brad	1981-88	49	G	PELLETIER, Jean-Marc	1998-00
46	D	MARSHALL, Kevin	2011-12	19	D	PELLETIER, Roger	1967-68
70	LW	MARTEL, Danick	2017-18	22	RW	PELUSO, Mike	2003-04
35	G	MASON, Steve	2012-17	15	C	PETERS, Garry	1967-71
24	D	McALLISTER, Chris	2000-03	8	D	PETIT, Michel	1996-97
9	LW	McAMMOND, Dean	2000-01	41, 29, 45	D	PICARD, Alexandre	2005-08
25, 36, 5	D	McCARTHY, Kevin	1977-79, 85-87	42	LW	PICARD, Michel	2000-01
21	RW	McCARTHY, Sandy	1998-00	33	G	PICKARD, Calvin	2018-19
10	D	McCRIMMON, Brad	1982-87	44	D	PITKANEN, Joni	2003-07
36	RW	McDONALD, Colin	2015-17	38	C	PLANTE, Derek	2000-01
27, 29	D	McGILL, Ryan	1992-95	25, 20	RW	PLANTE, Pierre	1971-73
3	D	McGILLIS, Dan	1997-03	11	LW	PLETKA, Vaclav	2001-02
15	LW	McGINN, Tye	2012-14	25	LW	PODIEH, Shjon	1994-99
29	D	McILHARGEY, Jack	1974-77, 79-81	11	C	POTULNY, Ryan	2005-08
56	G	McKENNA, Mike	2018-19	25	D	POTVIN, Jean	1971-73
30, 24	G	McLEOD, Don	1971-72	34, 20	C	POULIN, Dave	1982-90
82	D	MEDVEDEV, Evgeny	2015-16	36	C	POWE, Darroll	2008-11
NO. POS. PLAYER SEASON(S)							



# ALL-TIME FLYERS ROSTER (ALPHABETICAL)

18	LW	PRESTON, Yves	1978-79, 80-81
25	C	PRIMEAU, Keith	1999-06
28, 54	D	PRINTZ, David	2005-07
20	D	PRONGER, Chris	2009-15
14, 26	LW	PROPP, Brian	1979-90
45, 40	C	PROSPAL, Vaclav	1996-98, 07-08
9	D	PROVOROV, Ivan	2016-*
27	C	PYORALA, Mika	2009-10

Q

14, 10, 11	C	QUINN, Dan	1991-92, 95-96
------------	---	------------	----------------

R

29	D	RACINE, Yves	1993-94
19	RW	RADIOJEVIC, Branko	2003-06
60	RW	RADUNS, Nate	2008-09
12	LW	RAFFL, Michael	2013-*
28	D	RAGNARSSON, Marcus	2002-04
5	D	RAMAGE, Rob	1993-94
19	LW	RANHEIM, Paul	2000-03
3	D	RATHJE, Mike	2005-09
24	RW	READ, Matt	2011-18
14	LW	READY, Ryan	2005-06
8, 11	RW	RECCHI, Mark	1991-95, 98-04
26	RW	REID, Darren	2006-08
19	RW	RENBURG, Mikael	1993-97, 98-00
33	G	RESCH, Glenn	1985-87
18	C	RICCI, Mike	1990-92
18	C	RICHARDS, Michael	2005-11
22	D	RICHARDSON, Luke	1997-02
34, 5	D	RICHTER, Dave	1985-86
36	C	RINALDO, Zac	2011-15
31	LW	RITCHIE, Bob	1976-77
46	D	ROBERTS, Gordie	1987-88
27	C	ROBITAILLE, Randy	2006-07
9	RW	ROCHEFORT, Leon	1967-69
97	C	ROENICK, Jeremy	2001-04
42	RW	ROMANIUK, Russ	1995-96
48, 34	D	ROOT, Bill	1987-88
37	D	ROSEHILL, Jay	2012-16
42	C	ROSS, Jared	2008-10
10	LW	ROUPE, Magnus	1987-89
33	G	ROUSSEL, Dominic	1991-96, 96-97
36, 3, 5	D	RUMBLE, Darren	1990-92, 95-97
40, 9, 15, 14	RW	RUZICKA, Stefan	2005-08

S

47	D	SABOL, Shaun	1989-90
15	RW	SACCO, Joe	2002-03
25, 11	RW	SALESKI, Don	1971-79
28	D	SAMUELSSON, Kjell	1986-92, 95-98
55	D	SAMUELSSON, Ulf	1999-00
50	D	SANDELIN, Scott	1990-91
8	LW	SANDERSON, Geoff	2006-07
6	D	SANHEIM, Travis	2017-*
21, 24	RW	SARRAZIN, Dick	1968-70, 71-72
27	C	SAVAGE, Andre	2002-03
49	LW	SAVAGE, Brian	2005-06
47	D	SBISA, Luca	2008-09
10	C	SCHENN, Brayden	2011-17
22	D	SCHENN, Luke	2012-16
10	RW	SCHMAUTZ, Cliff	1970-71
22	LW	SCHOCK, Danny	1970-71
25, 8	LW	SCHULTZ, Dave	1971-76
55	D	SCHULTZ, Nick	2014-17
11	C	SEABROOKE, Glen	1986-89
21	LW	SECORD, Al	1988-89
36, 28	D	SEIDENBERG, Dennis	2002-06
10	LW	SELBY, Brit	1967-69
<b>NO.</b>	<b>POS.</b>	<b>PLAYER</b>	<b>SEASON(S)</b>
34, 44	C	SEMENTOV, Anatoli	1994-96
32	LW	SESTITO, Tom	2011-13
30	G	SETTLEMIRE, Dave (DNP)	1989-90
51, 11, 18, 32, 9	C	SHARP, Patrick	2002-06
45	LW	SHELLEY, Jody	2010-13
21	RW	SIKLENKA, Mike	2002-03
11	C	SILLINGER, Mike	1997-99
11	RW	SIM, Jon	2005-06
17	RW	SIMMONDS, Wayne	2011-19
48	LW	SIMPSON, Reid	1991-92
23	L/RW	SINISALO, Ilkka	1981-90
21	RW	SIROIS, Bob	1974-76

9, 27	C	SITTLER, Darryl	1981-84
15	C	SKALDE, Jarrod	2001-02
43	D	SKOLNEY, Wade	2005-06
15, 45	D	SLANEY, John	2001-02, 03-04
40	D	SLOANE, David	2008-09
24	LW	SMITH, Derrick	1984-91
21	D	SMITH, Jason	2007-08
24, 5	D	SMITH, Steve	1981-82, 84-88
40, 6	D	SMYTH, Greg	1986-88
30	G	SNOW, Garth	1995-98
14	C	SNUGGERUD, Dave	1992-93
30	G	SODERSTROM, Tommy	1992-94
20	LW	SOMIK, Radovan	2002-04
30	G	ST.CROIX, Rick	1977-83
42, 22	D	ST.JACQUES, Bruno	2001-03
23	RW	STANKIEWICZ, Myron	1968-69
6	D	STANLEY, Allan	1968-69
28, 34, 29	D	STANLEY, Daryl	1983-84, 85-87
35	G	STEPHENSON, Wayne	1974-79
41	D	STEVENS, John	1986-88
25	LW	STEVENS, Kevin	2000-01
27	RW	STEVENSON, Turner	2005-06
44	C	STOCK, P.J.	2000-01
11	G	STOLARZ, Anthony	2016-17, 18-19
35	G	STORR, Jamie (DNP)	2005-06
44	C	STOTHERS, Mike	1984-88
51	RW	STRAKA, Petr	2014-15
19	C	STRATTON, Art	1967-69
32	D	STREIT, Mark	2013-17
15	LW	SULLIMAN, Doug	1988-90
11, 10	LW	SUTHERLAND, Bill	1967-71
15	RW	SUTTER, Rich	1983-86
14	C	SUTTER, Ron	1982-91
4	D	SUZOR, Mark	1976-77
3, 23	D	SVOBODA, Petr	1994-99
22	RW	SWARBRICK, George	1970-71
23	D	SYKORA, Michal	2000-01
26	D	SYVRET, Danny	2008-10, 10-11

T

33	G	TALBOT, Cam	2018-19
25, 27	C	TALBOT, Maxime	2011-14
30	G	TAYLOR, Bobby	1971-76
35, 15	C	TAYLOR, Mark	1981-83
5	D	TERTYSHNY, Dmitri	1998-99
6	D	THERIEN, Chris	1994-04, 05-06
25	LW	THORESEN, Patrick	2007-08
17	RW	TIBBETTS, Billy	2001-02
2	D	TILEY, Brad	2000-01
3	D	TIMANDER, Mattias	2003-04
46	D	TIMONEN, Jussi	2006-07
44	D	TIMONEN, Kimmo	2007-15
14	C	TIPPETT, Dave	1993-94
22, 92	RW	TOCCHET, Rick	1984-92, 99-02
55	D	TOLLEFSEN, Ole-Kristian	2009-10
53	RW	TOLPEKO, Denis	2007-08
<b>NO.</b>	<b>POS.</b>	<b>PLAYER</b>	<b>SEASON(S)</b>
C		TOOKEY, Tim	1986-87

U

20, 18	C	UMBERGER, R.J.	2005-08, 14-16
9	RW	UPSHALL, Scottie	2006-09

V

23	D	VAANANEN, Ossi	2008-09
34	G	VANBIESBROUCK, John	1998-00
76	C	VANDEVELDE, Chris	2013-17
23, 26	D	VANDERMEER, Jim	2002-04, 07-08
2	D	VAN IMPE, Ed	1967-76
21	LW	van RIEMSDYK, James	2009-12, 18-*
44	C	VARONE, Phil	2018-19
74	RW	VECCIONE, Mike	2016-17
10	RW	VERSTEEG, Kris	2010-11
43, 28, 11	RW	VERVERGAERT, Dennis	1978-80
43	C	VILGRAIN, Claude	1993-94
24, 29	LW	VOPAT, Roman	1998-99
93	RW	VORACEK, Jakub	2011-*
24	C	VOROBIEV, Mikhail	2018-*

W

8	D	WALKER, Matt	2010-12
36	C	WALZ, Wes	1991-93



## ALL-TIME FLYERS ROSTER (ALPHABETICAL)

18	LW	WARRINER, Todd	2002-03
38	C	WASHBURN, Steve	1999-00, 00-01
20	D	WATSON, Jimmy	1972-82
3, 14	D	WATSON, Joe	1967-78
19, 40	C	WEAL, Jordan	2015-19
2	D	WEINRICH, Eric	2001-04
22	RW	WEISE, Dale	2016-19
7	D	WELLS, Jay	1988-90
47	LW	WELLWOOD, Eric	2010-15
54	RW	WESENBERG, Brian	1998-00
8, 6	D	WESLEY, Blake	1979-81
14, 15	C	WHITE, Peter	1998-01, 03-04
25	C	WHITE, Ryan	2014-2016
15, 23	C	WHITE, Todd	1999-00
24	D	WILKIE, Bob	1993-94
35, 34	C	WILLIAMS, Gordie	1981-83
14	RW	WILLIAMS, Justin	2000-04
3	D	WILSON, Behn	1978-83
1	G	WILSON, Dunc	1969-70
32	RW	WINNES, Chris	1993-94
35	G	WREGGET, Ken	1988-92
18	LW	WRIGHT, Jamie	2002-03
20	LW	WRIGHT, Keith	1967-68
10, 15, 21, 20	C	WRIGHT, Larry	1971-73, 75-76

### Y

61	C	YORK, Mike	2006-07
6	C	YOUNG, Tim	1984-85
30	G	YOUNG, Wendell	1987-88
2, 22	D	YUSHKEVICH, Dmitry	1992-95, 02-03

### Z

24	D	ZALAPSKI, Zarley	1999-00
24	D	ZEIDEL, Larry	1967-69
26	LW	ZELEPUKIN, Valeri	1998-00
40	LW	ZENT, Jason	1998-00
72	G	ZEPP, Rob	2014-15
26	D	ZETTLER, Rob	1993-95
25	C	ZEZEL, Peter	1984-89
23	C	ZHAMNOV, Alexei	2003-04
93	RW	ZHERDEV, Nikolay	2010-11
77	D	ZHITNIK, Alexei	2006-07
29	LW	ZOLNIERCZYK, Harry	2011-13
42, 9	LW	ZUBRUS, Dainius	1996-99

■ Denotes Flyers retired number

\*\*Still active on Flyers roster (DNP): Dressed, but did not play



## ALL-TIME FLYERS ROSTER (NUMERICAL)

#	POS.	PLAYER	SEASON(S)	#	POS.	PLAYER	SEASON(S)	#	POS.	PLAYER	SEASON(S)	#	POS.	PLAYER	SEASON(S)
1	G	FAVELL, Doug	1967-731	D	SMYTH, Greg	1987-88	D	LATAL, Jiri	1989-92						
	G	PARENT, Bernie	1972-79	D	STANLEY, Chris	1968-69	D	POTELKA, Vavlar	2001-02						
	G	PARENT, Bernie	1973-79	D	THERIEN, Allan	1994-04, 05-06	C	PLETKNY, Ryan	2005-08						
	G	WILSON, Dunc	1969-70	D	WESLEY, Blake	1980-81	C	QUINN, Dan	1995-96						
2	D	BURT, Adam	1998-00	C	YOUNG, Tim	1984-85	RW	RECCHI, Mark	1998-99						
	D	DAILEY, Bob	1976-82	C	ANGOTTI, Lou	1967-68	RW	SALESKI, Don	1977-79						
	D	HATCHER, Derian	2005-09	7	LW BARBER, Bill	1972-85	C	SEABROOKE, Glen	1986-89						
	D	HOWE, Mark	1982-92	RW	DOBBIN, Brian	1986-88	C	SHARP, Patrick	2002-03						
	D	HUFFMAN, Kerry	1995-96	C	FISHER, Craig	1989-90	C	SILLINGER, Mike	1997-99						
	D	JOSEPH, Chris	1998-99	C	LACROIX, Andre	1969-71	RW	SIM, Jon	2005-06						
	D	KRAJICEK, Lukas	2009-10	LW	PARIZEAU, Michel	1971-72	LW	SUTHERLAND, Bill	1967-68						
	D	KUCERA, Frantisek	1996-97	D	WELLS, Jay	1988-90	RW	VERVERGAERT, Dennis	1979-80						
	D	MALAKHOV, Vladimir	2003-04	8	LW ANTOSKI, Shawn	1994-96	12	LW BERUBE, Craig	1998-99						
	D	TILEY, Brad	2000-01	D	BARON, Murray	1989-91	RW	CUMMINS, Jim	1993-94						
	D	VAN IMPE, Ed	1967-76	LW	BLACKBURN, Don	1967-69	RW	DORNHOEFER, Gary	1976-78						
	D	WEINRICH, Eric	2001-04	D	BOWEN, Jason	1992-93	LW	FORBES, Colin	1977-99						
	D	YUSHEVICH, Dmitry	1992-95	LW	DANIELS, Scott	1996-97	LW	GAGNE, Simon	1999-2010, 12-13						
3	D	BARTULIS, Oskars	2009-12	D	ERIKSSON, Thomas	1980-81	LW	HUHLIN, Patrik	1994-96						
	D	BLADON, Tom	1974-75	D	FITZPATRICK, Rory	2007-08	C/RW	KERR, Tim	1980-91						
	D	BRIMANIS, Aris	1996-97	D	HAGG, Robert	2016-*	RW	PADDOCK, John	1979-80						
	D	BROSSART, Willie	1972-73	LW	HOYDA, Dave	1977-79	C	PASLAWSKI, Greg	1992-93						
	D	BROWN, Larry	1971-72	RW	HULL, Jody	1998-99	LW	RAFFL, Michael	2013-*						
	D	CROSSMAN, Doug	1983-88	D	GROSSMANN, Nicklas	2012-15	13	LW CARILLO, Dan	2008-11						
	D	FOSTER, Kurtis	2012-13	LW	KUSHNER, Dale	1991-92	D	KUBINA, Pavel	2011-12						
	D	GALLEY, Garry	1991-95	D	MANTHA, Moe	1988-89	C	LAPOINTE, Claude	2002-04						
	D	GUDAS, Radko	2014-*	D	MARSH, Brad	1981-88	LW	LYUBIMOV, Roman	2016-17						
	D	HILLMAN, Larry	1969-71	RW	MORRISON, Lew	1969-72	C	METROPOLIT, Glen	2008-09						
	D	KUKKONEN, Lasse	2008-09	D	PETIT, Michel	1996-97	RW	MICHAYLUK, Dave	1982-83						
	D	MAIR, Jimmy	1971-72	RW	RECCHI, Mark	1991-95, 98-04	14	LW ANDERSSON, Mikael	1998-00						
	D	MCGILLIS, Dan	1997-03	LW	SANDERSON, Geoff	2006-07	C	COUTURIER, Sean	2011-*						
	D	MURPHY, Gord	1988-92	LW	SCHULTZ, Dave	1973-76	C	CULLEN, Matt	2006-07						
	D	RATHJUE, Mike	2005-09	D	WALKER, Matt	2010-12	RW	DANIELS, Kimbi	1991-92						
	D	RUMBLE, Darren	1995-96	D	WESLEY, Blake	1979-80	C	DARBY, Craig	1997-98						
	D	SVOBODA, Petr	1994-95	9D/LW	COCHRANE, Glen	1978-79	LW	HAMEL, Denis	2006-07						
	D	TIMANDER, Mattias	2003-04	RW	DIMAIO, Rob	1994-96	RW	HANNIGAN, Pat	1967-68						
	D	WATSON, Joe	1968-69	RW	DOWNIE, Steve	2013-14	RW	JENSEN, Chris	1991-92						
	D	WILSON, Behn	1978-83	D	DVORAK, Miroslav	1982-85	C	LINSEMAN, Ken	1980-82						
4	D	ASHBEE, Barry	1970-74	C	KLUND, Pelle	1985-94	C	MACTAVISH, Craig	1994-96						
	D	BLADON, Tom	1975-76	LW	FLEMING, Reggie	1969-70	LW	MANELUK, Mike	1999-00						
	D	GOODENOUGH, Larry	1976-77	RW	GREIG, Mark	2002-03	RW	NODL, Andreas	2008-09						
	D	MacSWEYN, Ralph	1969-70	LW	KELLY, Bob	1970-80	RW	NOLET, Simon	1969-70						
	D	MISZUK, John	1968-70	RW	KNUBLE, Mike	2012-13	LW	PEDERSON, Mark	1991-93						
	D	SUZOR, Mark	1976-77	R	LALIBERTE, David	2009-11	LW	PROPP, Brian	1979-82						
5	D	BATHE, Frank	1983-84	LW	McAMMOND, Dean	2000-01	C	QUINN, Dan	1995-96						
	D	BAUMGARTNER, Nolan	2006-07	D	PROVOROV, Ivan	2016-*	LW	READY, Ryan	2005-06						
RW	BOLAND, MikeA.	1974-75	RW	ROCHEFORT, Leon	1967-69	RW	RUZICKA, Stefan	2007-08							
	D	CHERRY, Dick	1968-70	RW	RUZICKA, Stefan	2006-07	C	SNUGGERUD, Dave	1992-93						
	D	COBURN, Braydon	2006-15	C	SHARP, Patrick	2005-06	C	SUTTER, Ron	1982-91						
	D	GAUTHIER, Jean	1967-68	C	SITTLER, Darryl	1982-83	C	TIPPETT, Dave	1993-94						
	D	GOODENOUGH, Larry	1974-75	RW	UPSHALL, Scottie	2006-09	D	WATSON, Joe	1970-78						
	D	HALLER, Kevin	1994-97	LW	ZUBRUS, Dainius	1998-99	C	WHITE, Peter	1998-99						
	D	HUFFMAN, Kerry	1986-90	10	LW BOIVIN, Claude	1992-94	RW	WILLIAMS, Justin	2000-04						
	D	HUFFMAN, Kerry	1986-87, 91-92	C	BRIDGMAN, Mel	1975-82	15	RW CHOUINARD, Eric	2005-06						
	D	HUGHES, Brent	1970-73	D	BROSSART, Willie	1972-73	C	CLEMENT, Bill	1971-72						
	D	JOHNSON, Kim	2001-06	C	BULLARD, Mike	1988-90	RW	CONROY, Al	1993-94						
RW	LAJEUNESSE, Serge	1973-75	C	CLEMENT, Bill	1972-75	C	CRISP, Terry	1942-77							
	D	LAPOINTE, Rick	1976-79	C	KNIGHT, Corban	2018-19	D	DAIGNEAULT, Jean-Jacques	1986-88						
RW	LEACH, Reggie	1981-82	LW	KUSHNER, Dale	1990-91	D	DEL ZOTTO, Michael	2014-17							
	D	McCARTHY, Kevin	1986-87	LW	LeCLAIR, John	1994-04	RW	DIMITRAKOS, Niko	2005-07						
	D	MORIN, Samuel	2016-*	D	McCRIMMON, Brad	1982-87	LW	DUPRE, Yanick	1994-95						
	D	NATTRESS, Ric	1992-93	C	QUINN, Dan	1991-92	C	EVANS, Doug	1992-93						
	D	RAMAGE, Rob	1993-94	LW	ROUPE, Magnus	1987-88	RW	FALLOON, Pat	1995-98						
	D	RICHTER, Dave	1985-86	C	SCHENN, Brayden	2011-17	C	FISHER, Craig	1998-00						
	D	RUMBLE, Darren	1996-97	RW	SCHMAUTZ, Cliff	1970-71	RW	GREIG, Mark	1990-91						
	D	SMITH, Steve	1984-87	LW	SELBY, Brit	1967-69	RW	HANNIGAN, Pat	1968-69						
	D	TERTYSHNY, Dmitri	1998-99	LW	SUTHERLAND, Bill	1968-71	# POS.	PLAYER	SEASON(S)						
6	D	ARTHUR, Fred	1981-82	RW	VERSTEEG, Kris	2010-11	LW	HILL, Al	1980-81						
	D	CHYCHRUN, Jeff	1990-91	C	WRIGHT, Larry	1971-72	C	KASPER, Steve	1991-93						
	D	DUPONT, Andre	1974-80	11	RW AMONTE, Tony	2002-04	LW	KOVALENKO, Andrei	1998-99						
	D	ERIKSSON, Thomas	1981-82	C	BETTS, Blair	2009-11	LW	KUSHNER, Dale	1991-92						
	D	HANNA, John	1967-68	# POS.	PLAYER	SEASON(S)	C	LACROIX, Andre	1967-68						
	D	HILLMAN, Wayne	1969-73	LW	DAIGLE, Alexandre	1998-99	C	LEHTERA, Jori	2017-19						
	D	JONES, Randy	2003-04, 06-09	C	DARBY, Craig	1996-97	RW	LUCAS, Danny	1978-79						
	D	KORDIC, Dan	1991-92, 93-94	RW	DINEEN, Kevin	1995-96	RW	LUPUL, Joffrey	2007-09						
# POS.	PLAYER	SEASON(S)	C	FLOCKHART, Ron	1982-84	LW	MANELUK, Mike	1998-99							
	D	LILJA, Andreas	2011-13	LW	GENDRON, Jean-Guy	1968-72	LW	McGINN, Tye	2012-14						
	D	O'DONNELL, Sean	2010-11	C	HACHBORN, Len	1984-85	RW	MICKEY, Larry	1971-72						
LW	PATERSON, Joe	1984-85	RW	HULL, Jody	1999-01	RW	NODL, Andreas	2009-12							
	D	SANHEIM, Travis	2017-*	LW	KANE, Boyd	2008-09	C	PARK, Richard	1998-99						
				C	KONECNY, Travis	2016-*	C	PETERS, Garry	1967-71						

# ALL-TIME FLYERS ROSTER (NUMERICAL)

RW	RUZICKA, Stefan	2006-07	RW	KLATT, Trent	1995-99	LW	LEFEBVRE, Guillaume	2001-02
RW	SACCO, Joe	2002-03	RW	LACOMBE, Normand	1990-91	LW	LINDBLOM, Oskar	2018-*
C	SKALDE, Jarrod	2001-02	LW	LEIER, Taylor	2017-19	LW	LOMAKIN, Andrei	1991-93
D	SLANEY, John	2001-02	LW	MAGUIRE, Kevin	1989-90	D	MALGUNAS, Stewart	1993-95
LW	SULLIMAN, Doug	1988-90	RW	PAIEMENT, Rosaire	1967-68	D	MANNING, Brandon	2012-18
RW	SUTTER, Rich	1983-86	RW	PLANTE, Pierre	1972-73	C	MEEHAN, Gerry	1968-69
C	TAYLOR, Mark	1982-84	C	POULIN, Dave	1984-90	LW	MURRAY, Pat	1990-91
C	WHITE, Peter	1999-00, 2003-04	D	PRONGER, Chris	2009-12	LW	SESTITO, Tom	2010-13
C	WHITE, Todd	1999-00	LW	SOMIK, Radovan	2002-04	L/RW	SINISALO, Ilkka	1981-90
C	WRIGHT, Larry	1972-73	C	UMBERGER, R.J.	2005-08	RW	STANKIEWICZ, Myron	1968-69
16	C CLARKE, Bobby	1969-84	D	WATSON, Jimmy	1972-82	D	SVOBODA, Petr	1995-99
LW	LAFOREGE, Claude	1967-68	LW	WRIGHT, Keith	1967-68	D	SYKORA, Michal	2000-01
17	LW BERUBE, Craig	1988-91	21	D BATHE, Frank	1977-78	D	VAANANEN, Ossi	2008-09
RW	BOLAND, MikeA.	1974-75	C	BERNIER, Serge	1970-72	D	VANDERMEER, Jim	2002-04
C/LW	BRIND'AMOUR, Rod	1991-00	RW	BOULERICE, Jesse	2001-02	C	WHITE, Todd	1999-00
C	CARTER, Jeff	2005-11	RW	BROWN, Dave	1984-89, 92-95	C	WRIGHT, Larry	1975-76
D	HALE, Larry	1968-69	D	BUSNIUK, Mike	1979-80	C	ZHAMNOV, Alexei	2003-04
RW	HICKS, Wayne	1967-68	D	CARRUTHERS, Dwight	1967-68	24	D BALL, Terry	1967-68, 69-70
RW	HOLMGREN, Paul	1975-84	C	CUNNINGHAM, Jimmy	1977-78	D	BOYNTON, Nick	2010-11
D	HOSPODAR, Ed	1984-85, 86-87	D	EDESTRAND, Darryl	1969-70	C	DALLMAN, Rod	1991-92
LW	LEFEBVRE, Guillaume	2002-03	RW	FLETT, Bill	1971-74	RW	DONHOEFER, Gary	1997-96
RW	NOLET, Simon	1970-74	C	FORSBERG, Peter	2005-07	D	DYKHUIS, Karl	1994-97
LW	OSBURN, Randy	1974-75	RW	GILLEN, Don	1979-80	LW	GRATTON, Josh	2008-09
RW	SIMMONDS, Wayne	2011-19	LW	HORACEK, Tony	1989-91	D	HOFFMEYER, Bob	1981-82
RW	TIBBETTS, Billy	2001-02	C	HUBACEK, Petr	2000-01	D/RW	HOLT, Randy	1983-84
18	LW CARSON, Lindsay	1981-88	C	JOHNSON, Jimmy	1968-70	D	JOSEPH, Chris	1997-98
RW	DOBBIN, Brian	1989-92	LW	KANE, Boyd	2003-04	LW	KAPANEN, Sami	2002-08
LW	DUPRE, Yanick	1995-96	D	KORDIC, Dan	1995-99	D	MacSWEYN, Ralph	1971-72
RW	FEDYK, Brent	1992-96	C	LAUGHTON, Scott	2012-*	D	McALLISTER, Chris	2000-03
RW	HALL, Adam	2012-14	LW	MacLEISH, Rick	1983-84	G	McLEOD, Don	1971-72
C	HAWERCHUK, Dale	1995-97	D	MacSWEYN, Ralph	1970-71	LW	MURRAY, Pat	1991-92
C	HOEKSTRA, Ed	1967-68	RW	McCARTHY, Sandy	1998-00	D	MURRAY, Terry	1979-81
RW	KALLIO, Tomi	2002-03	RW	MORRISON, Gary	1979-82	RW	READ, Matt	2011-18
C	LANGKOW, Daymond	1998-01	RW	NOLET, Simon	1968-69	RW	SARRAZIN, Dick	1971-72
LW	LAWLESS, Paul	1987-88	RW	PADDOCK, John	1976-77	LW	SMITH, Derrick	1984-91
LW	LESUK, Bill	1970-72	RW	SARRAZIN, Dick	1968-70	D	SMITH, Steve	1981-82
C	LINSEMAN, Ken	1989-90	LW	SECORD, Al	1988-89	LW	VOPAT, Roman	1998-99
LW	LONSBERRY, Ross	1971-78	RW	SIKLENKA, Mike	2002-03	C	VOBOREYEV, Mikhail	2018-*
RW	MYHRES, Brant	1997-98	RW	SIROIS, Bob	1974-75	D	WILKIE, Bob	1993-94
RW	PAIEMENT, Rosaire	1968-69	D	SMITH, Jason	2007-08	D	ZALAPSKI, Zarley	1999-00
LW	PRESTON, Yves	1978-79, 80-81	LW	vanRIEMSDYK, James	2009-12	D	ZEIDEL, Larry	1967-69
C	RICCI, Mike	1990-92	C	WRIGHT, Larry	1975-76	25	C ACTON, Keith	1988-93
C	RICHARDS, Mike	2005-11	22	LW BENNETT, Harvey	1976-78	LW	ADAMS, Greg	1981-82
C	SHARP, Patrick	2002-03	C	BUTSAYEV, Viacheslav	1992-93	D	BARNES, Norm	1979-81
C	UMBERGER, R.J.	2014-16	RW	BYERS, Mike	1968-69	D	BROSSART, Willie	1970-71
LW	WARRINER, Todd	2002-03	C	CORKUM, Bob	1995-96	D	CARLE, Matt	2008-12
LW	WRIGHT, Jamie	2002-03	LW	DANIELS, Scott	1996-97	C	COUSINS, Nick	2014-17
19	RW ALLISON, Ray	1981-85	LW	FITZPATRICK, Ross	1983-84	# POS. PLAYER	SEASONS(S)	
D	BENNING, Brian	1991-93	D/LW	FOLEY, Rick	1971-72	D	DUCHESNE, Steve	1998-99
C	BERGEN, Todd	1984-85	RW	GORENCE, Tom	1978-82	C	EVANS, John	1982-83
C	BERGLUND, Bo	1985-86	C	HOLMSTROM, Ben	2011-12	D	FINLEY, Jeff	1993-94
C	BERNIER, Serge	1968-70	C	KENNEDY, Forbes	1967-70	RW	GUAY, Paul	1983-84
LW	CALDER, Kyle	2006-07	RW	KNUBLE, Mike	2005-09	D	HARRIS, Ted	1974-75
RW	CHOUINARD, Eric	2002-04	# POS. PLAYER	SEASONS(S)		D	JOSEPH, Chris	1998-99
LW	DAIGLE, Alexandre	1997-98	C	LAMB, Mark	1993-95	LW	KOVALENKO, Andrei	1998-99
D	DUCHESNE, Steve	1991-92, 98-99	LW	LEINO, Ville	2009-11	LW	MacADAM, Al	1973-74
D	HALE, Larry	1971-72	C	MONTGOMERY, Jim	1994-96	D	MAIR, Jimmy	1970-71
LW	HARTNELL, Scott	2007-14	RW	NOLET, Simon	1967-68	D	McCARTHY, Kevin	1977-79
LW	HEISKALA, Earl	1968-71	RW	PELUSO, Mike	2003-04	D	MURRAY, Terry	1975-77
# POS. PLAYER	SEASONS(S)		D	RICHARDSON, Luke	1997-02	RW	PLANTE, Pierre	1971-72
LW	MacLEISH, Rick	1970-81	D	SCHENN, Luke	2012-16	LW	PODIEN, Shjon	1994-99
D	MacSWEYN, Ralph	1968-69	LW	SCHOCK, Danny	1970-71	D	POTVIN, Jean	1971-73
RW	MELLANBY, Scott	1985-91	D	ST.JACQUES, Bruno	2002-03	C	PRIMEAU, Keith	1999-06
RW	PAIEMENT, Rosaire	1969-70	RW	SWARBRICK, George	1970-71	RW	SALESKI, Don	1971-76
C	PATRICK, Nolan	2017-*	RW	TOCCHET, Rick	1984-92	LW	SCHULTZ, Dave	1971-72
D	PELLETIER, Roger	1967-68	RW	WEISE, Dale	2016-19	LW	STEVENS, Kevin	2000-01
RW	RADIVOJEVIC, Branko	2003-06	D	YUSHKEVICH, Dmitry	2002-03	C	TALBOT, Maxime	2012-14
LW	RANHEIM, Paul	2000-03	D	YUSHKEVICH, Dmitry	2002-03	LW	THORESEN, Patrick	2007-08
RW	RENBERG, Mikael	1993-97, 98-00	23	D BARNES, Norm	1976-77	LW	vanRIEMSDYK, James	2018-*
C	STRATTON, Art	1967-69	D	BLADON, Tom	1976-79	C	WHITE, Ryan	2014-16
20	RW BARRIE, Len	1989-90	RW	COLLINS, Bill	1976-77	C	ZEZEL, Peter	1984-88
RW	DIMAIO, Rob	1993-94	C	DROLET, Rene	1971-72	26	C BUTSAYEV, Viacheslav	1993-94
RW	DINEEN, Kevin	1991-93	RW	ELLISON, Matt	2005-06	D	COLAIACOVO, Carlo	2014-15
RW	DIVISEK, Tomas	2000-02	C	EVANS, John	1978-79, 80-81	RW	CROWE, Phil	1995-96
C	DOPITA, Jiri	2001-02	C	GARDNER, Dave	1979-80	RW	DRUCE, John	1995-98
LW	GENDRON, Jean-Guy	1967-68	D	GAUTHIER, Denis	2005-08	D	EMINGER, Steve	2008-09
D	HAWGOOD, Greg	1992-94	D	GOODENOUGH, Larry	1975-76	LW	FEDOTENKO, Ruslan	2000-02
C	JOHNSON, Jimmy	1970-72	RW	GREIG, Mark	2000-01	D	FOLIN, Christian	2018-19
RW	JONES, Keith	1998-01	D	HALE, Larry	1969-70	D	GUSTAFSSON, Erik	2011-14
C	JOYAL, Eddie	1971-72	D	HUSKINS, Kent	2012-13	C	HANDZUS, Michal	2002-06



# ALL-TIME FLYERS ROSTER (NUMERICAL)

C	HOSTAK, Martin	1990-92	G	MCLEOD, Don	1971-72	G	DUCHESNE, Jeremy	2009-10
D	HYNES, Gord	1992-93	G	NEUVIRTH, Michal	2016-19	G	FOSTER, Norm (DNP)	1993-94
C	KINDRACHUK, Orest	1972-78	G	NIITYMAKI, Antero	2003-09	G	FROESE, Bob	1982-87
C	LINSEMAN, Ken	1978-82	G	PARENT, Bernie	1967-71	G	GREENLAY, Mike (DNP)	1994-95
D	MODRY, Jaroslav	2007-08	G	PARENT, Bernie	1967-71	D	HOFFMEYER, Bob	1982-83
D	PICARD, Alexandre	2006-07	G	SETTLEMYRE, Dave (DNP)	1989-90	G	HOULE, Martin	2006-08
LW	PROPP, Brian	1982-90	G	SNOW, Garth	1995-98	G	KUNTAR, Les (DNP)	1994-95
RW	REID, Darren	2006-08	G	SODERSTROM, Tommy	1992-94	G	LITTLE, Neil	1996-04
D	SYVRET, Danny	2008-10, 12-13	G	ST.CROIX, Rick	1977-83	G	MASON, Steve	2012-17
D	VANDERMEER, Jim	2007-08	G	TAYLOR, Bobby	1971-76	RW	MICHAYLUK, Dave	1981-82
LW	ZELEPUKIN, Valeri	1998-00	G	YOUNG, Wendell	1987-88	G	STEPHENSON, Wayne	1974-79
D	ZETTLER, Rob	1993-95	<b>31</b>	D BATHE, Frank	1978-83	G	STORR, Jamie (DNP)	2005-06
<b>27</b>	LW AFANASENKOV, Dmitry	2006-07	G	LINDBERGH, Pelle	1981-86	C	TAYLOR, Mark	1981-82
RW	BAILEY, Justin	2018-19	G	MYRE, Phil	1979-81	C	WILLIAMS, Gordie	1981-82
LW	COWICK, Bruce	1973-74	LW	RITCHIE, Bob	1976-77	G	WREGGET, Ken	1988-92
RW	DOWNIE, Steve	2007-09	<b>32</b>	D BAST, Ryan	1998-00	LW	ADAMS, Greg	1980-81
D	ERIKSSON, Thomas	1983-86	LW	BERUBE, Craig	1999-00	RW	ALLISON, Ray	1986-87
D	GERVAIS, Bruno	2012-13	RW	BROWN, Dave	1982-83	D	BAILEY, Reid	1981-82
C	GORDON, Boyd	2016-17	G	CECHMANEK, Roman	2000-03	RW	BOULERICA, Jesse	2007-08
G	HEXTALL, Ron	1986-92, 94-99	LW	COTE, Riley	2007-09	C	CLARKE, Bobby	1981-82
LW	HLAVAC, Jan	2001-02	LW/C	CRAVEN, Murray	1984-91	RW	ELLISON, Matt	2006-07
RW	LEACH, Reggie	1974-75, 80-81	C	DUNLOP, Blake	1977-79	LW	FAUST, Andre	1992-94
D	McGILL, Ryan	1992-94	LW	FITZPATRICK, Ross	1982-83	RW	GORENCE, Tom	1982-83
C	MYRALA, Mika	2009-10	D	GRENIER, Martin	2006-08	C	HACHBORN, Len	1983-84
C	ROBITAILLE, Randy	2006-07	LW	LACROIX, Daniel	1996-98	LW	HILL, Al	1987-88
C	SAVAGE, Andre	2002-03	D	MANNING, Brandon	2012-13	RW	KAVANAGH, Pat	2005-06
C	SITTLER, Darryl	1983-84	RW	PADDOCK, John	1982-83	LW	KUSHNER, Dale	1989-90
RW	STEVENSON, Turner	2005-06	LW	SESTITO, Tom	2011-13	RW	LACOMBE, Normand	1989-90
C	TALBOT, Maxime	2011-14	C	SHARP, Patrick	2003-04	RW	MCARTHUR, Kevin	1985-87
<b>28</b>	D BOTELL, Mark	1981-82	D	STREIT, Mark	2013-17	<b># POS. PLAYER SEASONS(S)</b>		
D	BOWEN, Jason	1992-95	RW	WINNES, Chris	1993-94	C	McDONALD, Colin	2015-17
C	BUREAU, Marc	1998-00	<b>33</b>	G BACASHIHUA, Jason (DNP)	2011-12	LW	MOKOSAK, Carl	1985-86
D	BUSNIUK, Mike	1980-81	G	BLOSKI, Mike (DNP)	1985-86	C	POW, Darroll	2008-11
RW	CALLANDER, Drew	1976-79	G	BOUCHER, Brian	1999-02, 2009-11	C	RINALDO, Zac	2010-15
D	DUCHESNE, Steve	1991-92	G	BURKE, Sean	1997-98, 2003-04	D	ROBERTS, Gordie	1987-88
D	DUPONT, Andre	1972-73	<b># POS. PLAYER SEASONS(S)</b>			D	RUMBLE, Darren	1990-91
RW	GIROUX, Claude	2008-11	LW	COTE, Riley	2006-07	D	SEIDENBERG, Dennis	2002-04
LW	HILL, Al	1986-87	G	HACKETT, Jeff	2003-04	C	WALZ, Wes	1991-93
LW	KANE, Boyd	2006-08	G	HEETER, Calvin	2013-14	<b>37</b>	D ANDERSON, Shawn	1994-95
D	KUKKONEN, Lasse	2006-08	G	JENSEN, Darren	1984-85	C	BERGLUND, Bo	1985-86
G	LEMELIN, Rejean (DNP)	1977-78	G	LaFOREST, Mark	1987-89	D	DESJARDINS, Eric	1994-06
<b># POS. PLAYER SEASONS(S)</b>			G	LAROCQUE, Michel	1982-84	G	ELLIOTT, Brian	2017-18
C	MANDERVILLE, Kent	1999-02	G	MRAZEK, Jerome	1975-76	C	FREER, Mark	1986-92
LW	PATERSON, Joe	1985-86	G	PICKARD, Calvin	2018-19	LW	HILL, Al	1976-80
D	PRINTZ, David	2005-06	G	RESCH, Glenn	1985-87	LW	KALINSKI, Jon	2009-11
D	RAGNARSSON, Marcus	2002-04	G	ROUSSEL, Dominic	1991-96, 96-97	C	LAMOUREUX, Mitch	1987-89
D	SAMUELSSON, Kjell	1986-92, 95-98	G	TALBOT, Cam	2018-19	D	ROSEHILL, Jay	2012-15
D	SEIDENBERG, Dennis	2005-06	<b>34</b>	D BAILEY, Reid	1980-81	C	TOOKEY, Tim	1986-87
D	STANLEY, Daryl	1983-84	RW	BARRIE, Len	1992-93	<b>38</b>	RW HARTMAN, Ryan	2018-19
RW	VERVERGAERT, Dennis	1978-80	LW	BERUBE, Craig	1986-88	RW	HEALY, Paul	1996-98
<b>29</b>	D CARKNER, Terry	1988-93	D	BOWEN, Jason	1996-97	D	LAURIDEN, Oliver	2012-15
D/LW	COCHRANE, Glen	1982-85	LW	BRICKLEY, Andy	1982-83	C	PLANTE, Derek	2000-01
C	CRISP, Terry	1972-73	C	DOWD, Jim	2007-08	C	WASHBURN, Steve	1999-00,
LW	DEAN, Barry	1977-79	LW	FITZPATRICK, Ross	1984-85	2000-01		
D	DYKHUIS, Karl	1998-00	LW	GILLIS, Jere	1986-87	<b>39</b>	D FENYVES, Dave	1987-92
G	EMERY, Ray	2009-10, 13-16	RW	GUAY, Paul	1984-85	LW	FITZPATRICK, Ross	1985-86
LW	FEDORUK, Todd	2000-04, 06-07	RW	HARDING, Jeff	1988-90	LW	GOULBOURNE, Tyrell	2018-19
LW	FOTIU, Nick	1987-88	D	HOFFMEYER, Bob	1982-83	D	LANK, Jeff	1999-00
D	GOODENOUGH, Larry	1975-76	C	HOLMSTROM, Ben	2010-12	G	MOORE, Robbie	1978-80
D	GUENIN, Nate	2007-09	D	KONAN, Matt	2012-13	C	MURRAY, Marty	2001-03
D	GUSTAFSSON, Erik	2012-13	G	LYON, Alex	2018-19	C	MURRAY, Mike	1987-88
D	JONES, Randy	2005-06	C	MacNEIL, Ian	2002-03	LW	BOIVIN, Claude	1991-92
D	McGILL, Ryan	1994-95	G	MCLEOD, Don	1971-72	D	BRIMANIS, Aris	1993-96
D	McILHARNEY, Jack	1974-77, 79-81	D	MEYER, Freddy	2005-07	G	CHYCHRUN, Jeff	1986-87
LW	ODJICK, Gino	1999-01	G	MRAZEK, Petr	2017-18	G	HUTTON, Carter (DNP)	2009-10
D	ODUYA, Johnny	2017-18	D	PATTERSON, Dennis	1979-80	C	LECAVALIER, Vincent	2013-16
C	OTTO, Joel	1995-98	C	POULIN, Dave	1982-83	RW	MELOCHE, Eric	2006-07
D	PICARD, Alexandre	2006-07	D	RICHTER, Dave	1985-86	C	PROSPAL, Vlacav	2007-08
D	RACINE, Yves	1993-94	D	ROOT, Bill	1987-88	RW	RUZICKA, Stefan	2005-06
D	STANLEY, Daryl	1985-87	C	SEMENOV, Anatoli	1995-96	D	SLOANE, David	2008-09
LW	VOPAT, Roman	1998-99	D	STANLEY, Daryl	1984-85	D	SMYTH, Greg	1986-87
LW	ZOLNIERCZYK, Harry	2011-13	G	VANBIESBROUCK, John	1998-00	C	WEAL, Jordan	2015-16
<b>30</b>	G BACKLUND, Johan	2009-12	C	WILLIAMS, Gordie	1982-83	LW	ZENT, Jason	1998-00
G	BELHUMEUR, Michel	1972-73	<b>35</b>	D BAILEY, Reid	1981-82	<b>41</b>	D ALBERTS, Andrew	2008-09
G	BERZAGALOV, Ilya	2011-13	G	BEAUREGARD, Stephane	1992-93	G	BURKE, Sean	2003-04
G	GAMBLE, Bruce	1970-72	G	BELHUMEUR, Michel	1972-73	D	HOLAN, Milos	1993-94
G	GILLLOW, Russ (DNP)	1971-72	G	BOBROVSKY, Sergei	2010-12	D	MESZAROS, Andrej	2010-14
G	HOFFORT, Bruce	1990-92	G	CARON, Sebastien (DNP)	2009-10	LW	MULVENNA, Glenn	1992-93
G	INNESS, Gary	1975-77	G	CHABOT, Frederic	1993-94	LW	PEDERSON, Mark	1990-91
G	JENSEN, Darren	1985-86	D/LW	COCHRANE, Glen	1983-84	D	PICARD, Alexandre	2005-07





# ALL-TIME FLYERS ROSTER (NUMERICAL)

D	STEVENS, John	1986-88	52	C	COUSINS, Nick	2014-17
G	STOLARZ, Anthony	2016-19	LW	FEDORUK, Todd	2000-01	
42	C	AKESON, Jason	2012-15	LW	GRANT, Tristen	2006-08
LW	BERANEK, Josef	1992-95	53	D	BOWEN, Jason	1995-96
C	BERGEN, Todd	1984-85	D	GOSTISBEHERE, Shayne	2014-17	
G	ESCHE, Robert	2002-07	RW	TOLPEKO, Denis	2007-08	
D	MANTHA, Moe	1991-92	54	LW	LINDBLOM, Oskar	2017-18
LW	NACHBAUR, Don	1985-90	D	PRINTZ, David	2006-07	
LW	PICARD, Michel	2000-01	RW	WESENBERG, Brian	1998-00	
RW	ROMANIUK, Russ	1995-96	55	RW	BRENDL, Pavel	2001-03
C	ROSS, Jared	2008-10	LW	EAGER, Ben	2005-08	
D	ST. JACQUES, Bruno	2001-02	C	GRATTON, Chris	1997-98	
LW	ZUBRUS, Dainius	1996-97	D	MARKOV, Danny	2003-04	
43	G	BIRON, Martin	2006-09	D	SAMUELSSON, Ulf	1999-00
D	BOURDON, Marc-Andre	2011-12	# POS.	PLAYER	SEASON(S)	
D	DELMORE, Andy	1998-01	D	SCHULTZ, Nick	2014-17	
C	FLOCKHART, Ron	1980-82	D	TOLLEFSEN, Ole-Kristian	2009-10	
LW	HORACEK, Tony	1991-92	56	LW	GOULBOURNE, Tyrell	2017-18
D	JONSSON, Lars	2006-08	RW	GIROUX, Claude	2007-08 56	
D	MALGUNAS, Stewart	1993-94	G	McKENNA, Mike	2018-19	
D	SKOLNEY, Wade	2005-06	58	LW	ARMSTRONG, BillH.	1990-92
RW	VERVERGAERT, Dennis	1978-79	LW	LEIER, Taylor	2015-17	
# POS.	PLAYER	SEASON(S)	59	D	FRIEDMAN, Mark	2018-17
C	VILGRAIN, Claude	1993-94	60	RW	RADUNS, Nate	2008-09
D	MANNING, Brandon	2014-18	61	C	YORK, Mike	2006-07
44	D	BABYCH, Dave	D	MYERS, Philippe	2018-19	
D/LW	COCHRANE, Glen	1980-81	62	D	LATAL, Jiri	1989-90
D	CRONIN, Shawn	1992-93	RW	AUBE-KUBEL, Nicolas	2018-17	
D	EATON, Mark	1999-00	65	LW	GREENTREE, Kyle	2007-08
D	FOSTER, Corey	1991-92	D	GUENIN, Nate	2006-07	
D	HUBER, Willie	1987-88	66	LW	DUPRE, Yanick	1991-92
D	NIINIMAA, Janne	1996-98	67	G	MUNROE, Scott(DNP)	2006-09
D	PITKANEN, Joni	2003-07	68	G	HOFFORT, Bruce	1989-90
C	SEMENOV, Anatoli	1994-95	RW	JAGR, Jaromir	2011-12	
C	STOCK, P.J.	2000-01	RW	LACOMBE, Normand	1989-90	
C	STOTHERS, Mike	1984-88	70	LW	MARTEL, Danick	2017-18
D	TIMONEN, Kimmo	2007-14	72	G	ZEPP, Rob	2014-15
C	VARONE, Phil	2018-19	74	RW	VECCHIONE, Mike	2016-17
45	RW	ASHAM, Aaron	75	D	GILL, Hal	2013-14
LW	DIONNE, Gilbert	1994-96	76	C	VANDEVELDE, Chris	2013-17
C	FREER, Mark	1987-88	77	D	COFFEY, Paul	1996-98
RW	JENSEN, Chris	1989-91	C	GRATTON, Chris	1998-99	
D	O'NEILL, Will	2017-18	C	OATES, Adam	2001-02	
D	PICARD, Alexandre	2006-08	D	PARENT, Ryan	2006-10	
C	PROSPAL, Vaclav	1996-97	D	ZHITNIK, Alexei	2006-07	
LW	SHELLEY, Jody	2010-13	78	LW	BELLEMARE, Pierre-Edouard	2014-17
D	SLANEY, John	2003-04	79	G	HART, Carter	2018-17
46	C	BIGGS, Don	87	LW	BRASHEAR, Donald	2001-06
RW	CONROY, Al	1991-93	88	C	LINDROS, Eric	1992-00
RW	DANIELS, Kimbi	1990-91	89	C	COMRIE, Mike	2003-04
LW	GRATTON, Josh	2005-06	92	RW	TOCCHET, Rick	1999-02
LW	KALINSKI, Jon	2008-09	93	C	NEDVED, Petr	2005-07
D	MARSHALL, Kevin	2011-12	RW	VORACEK, Jakub	2011-17	
D	TIMONEN, Jussi	2006-07	RW	ZHERDEV, Nikolay	2010-11	
47	D	HUBER, Willie	97	C	ROENICK, Jeremy	2001-04
LW	JONES, Brad	1991-92				
RW	LAW, Kirby	2000-01, 2002-04				
D	MacDONALD, Andrew	2013-19				
D	SABOL, Shaun	1989-90				
D	SBISA, Luca	2008-09				
LW	WELLWOOD, Eric	2010-13				
48	C	BRIERE, Danny				
LW	FORBES, Colin	1996-97				
D	HAGG, Robert	2016-17				
D	MEYER, Freddy	2003-04				
D	ROOT, Bill	1987-88				
LW	SIMPSON, Reid	1991-92				
49	G	D'AMOUR, Marc				
G	GILMOUR, Darryl (DNP)	1987-88				
G	LEIGHTON, Michael	2006-07, 09-13				
G	LYON, Alex	2017-18				
G	OUELLET, Maxime	2000-01				
G	PELLETIER, Jean-Marc	1998-00				
LW	SAVAGE, Brian	2005-06				
50	D	MORIN, Samuel				
D	SANDELIN, Scott	1990-91				
51	C	FILPPULA, Valtteri				
D	FRITSCH, Jamie	2008-09				
D	JONES, Randy	2003-04				
C	SHARP, Patrick	2002-03				

■ Denotes Flyers retired number  
 \*\*Still active on Flyers roster  
 (DNP): Dressed, but did not play



# FLYERS HISTORY - STANLEY CUP TEAMS & "THE STREAK" TEAM

## 1973-74 STANLEY CUP CHAMPIONS

**General Manager:** Keith Allen **Coach:** Fred Shero

Barry Ashbee	Ross Lonsberry
Bill Barber	Al MacAdam
Tom Bladon	Rick MacLeish
Bobby Clarke - C	Simon Nolet
Bill Clement	Bernie Parent
Bruce Cowick	Don Saleski
Terry Crisp	Dave Schultz
Gary Dornhoefer	Bob Taylor
Andre Dupont	Ed Van Impe
Bill Flett	Jimmy Watson
Bob Kelly	Joe Watson
Orest Kindrachuk	

**Trainers:** Jim McKenzie, Frank Lewis

## 1974-75 STANLEY CUP CHAMPIONS

**General Manager:** Keith Allen **Coach:** Fred Shero

Bill Barber	Reggie Leach
Tom Bladon	Ross Lonsberry
Bobby Clarke - C	Rick MacLeish
Bill Clement	Bernie Parent
Terry Crisp	Don Saleski
Gary Dornhoefer	Dave Schultz
Andre Dupont	Wayne Stephenson
Larry Goodenough	Bob Taylor
Ted Harris	Ed Van Impe
Bob Kelly	Jimmy Watson
Orest Kindrachuk	Joe Watson

**Trainers:** Jim McKenzie, Frank Lewis

## THE FLYERS STREAK

October 14, 1979 to January 6, 1980: 25 WINS - 0 LOSSES - 10 TIES

"Longest undefeated streak of any team in the history of professional sports in North America"

**General Manager:** Keith Allen **Coach:** Pat Quinn

Bill Barber	Bob Dailey	Reggie Leach	Pete Peeters
Norm Barnes	Andre Dupont	Ken Linseman	Brian Propp
Frank Bathe	Tom Gorence	Rick MacLeish	Dennis Ververgaert
Mel Bridgman - C	Al Hill	Phil Myre	Jimmy Watson
Mike Busniuk	Paul Holmgren	John Paddock	Behn Wilson
Bobby Clarke	Bob Kelly	Dennis Patterson	

## COACHES

	SEASONS			
Keith Allen	1967-68	to	1968-69	
Vic Stasiuk	1969-70	to	1970-71	
Fred Shero	1971-72	to	1977-78	
Bob McCammon	1978-79			
Pat Quinn	1978-79	to	1981-82	
Bob McCammon	1981-82	to	1983-84	
Mike Keenan	1984-85	to	1987-88	
Paul Holmgren	1988-89	to	1991-92	
Bill Dineen	1991-92	to	1992-93	
Terry Simpson	1993-94			
Terry Murray	1994-95	to	1996-97	
Wayne Cashman	1997-98			
Roger Neilson	1997-98	to	1999-2000	
Craig Ramsay	1999-2000	to	2000-01	
Bill Barber	2000-01	to	2001-02	
Ken Hitchcock	2002-03	to	2006-07	
John Stevens	2006-07	to	2009-10	
Peter Laviolette	2009-10	to	2013-14	
Craig Berube	2013-14	to	2014-15	
Dave Hakstol	2015-16	to	2018-19	
Scott Gordon	2018-19	to	2018-19	
Alain Vigneault	2019-20	to	present	

## GENERAL MANAGERS

	SEASONS			
Bud Poile	1967-68	to	1969-70	
Keith Allen	1969-70	to	1982-83	
Bob McCammon	1983-84			
Bob Clarke	1984-85	to	1989-90	
Russ Farwell	1990-91	to	1993-94	
Bob Clarke	1994-95	to	2006-07	
Paul Holmgren	2006-07	to	2013-14	
Ron Hextall	2014-15	to	2018-19	
Chuck Fletcher	2018-19	to	present	

## CAPTAINS

	SEASONS			
Lou Angotti	1967-68			
Ed Van Impe	1968-69	to	1972-73	
Bobby Clarke	1972-73	to	1978-79	
Mel Bridgman	1979-80	to	1980-81	
Bill Barber	1981-82	to	1982-83	
Bobby Clarke	1982-83	to	1983-84	
Dave Poulin	1984-85	to	1989-90	
Ron Sutter	1989-90	to	1990-91	
Rick Tocchet	1991-92			
Kevin Dineen	1993-94			
Eric Lindros	1994-95	to	1999-2000	
Eric Desjardins	1999-2000	to	2001-02	
Keith Primeau	2001-02	to	2005-06	
Derian Hatcher	2005-06			
Peter Forsberg	2006-07			
Jason Smith	2007-08			
Mike Richards	2008-09	to	2010-11	
Chris Pronger	2011-12	to	2012-13	
Claude Giroux	2012-13	to	present	

## FLYERS CAPTAINS GAMES PLAYED

### \*REGULAR SEASON

	NAMED ON	TOTAL GP
Bob Clarke		610 (in two terms)
	Jan. 17, 1973	498 (1973-79)
	Jan. 7, 1983	112 (1983-84)
Claude Giroux	Jan. 15, 2013	604 (2012-13-present)
Dave Poulin	Oct. 12, 1984	392 (1984-85, 89-90)
Eric Lindros	Sept. 6, 1994	360 (1994-95, 99-00)
Ed Van Impe	Nov. 5, 1968	311 (1968-69, 72-73)
Mike Richards	Sept. 17, 2008	242 (2008-09, 10-11)
Keith Primeau	Oct. 23, 2001	213 (2001-02, 05-06)



## ALL-TIME FLYERS TRADES

**OCTOBER 18, 1967:** 1st Round in 1970 (Rick MacLeish) to Boston for Rosaire Paiement.

**OCTOBER 23, 1967:** Cash to Cleveland (AHL) for Larry Zeidel.

**FEBRUARY 27, 1968:** Wayne Hicks to Pittsburgh for Art Stratton.

**MAY 20, 1968:** Art Stratton and John Hanna to Seattle for Earl Heiskala.

**JUNE 11, 1968:** Lou Angotti and Ian Campbell to St. Louis for Darryl Edestrand and Jerry Melnyk.

**MARCH 2, 1969:** Brit Selby and Forbes Kennedy to Toronto for Bill Sutherland, Gerry Meehan and Mike Byers.

**MAY 14, 1969:** John Miszuk to Minnesota for Wayne Hillman; Ron Buchanan to St. Louis for cash.

**JUNE 6, 1969:** Don Blackburn and Leon Rochefort to NY Rangers for Reggie Flemming.

**JUNE 10, 1969:** Bob Barlow to Minnesota for cash.

**JUNE 12, 1969:** Cash to Montreal for Jean-Guy Gendron.

**MAY 20, 1970:** Mike Byers to Los Angeles for Brent Hughes.

**MAY 22, 1970:** Darryl Edestrand and Larry McKillop to Hershey (AHL) for Barry Ashbee.

**JUNE 11, 1970:** Terry Ball to Pittsburgh for George Swarbrick.

**JANUARY 31, 1971:** Mike Walton to Boston for Rick MacLeish and Danny Schock.

**JANUARY 31, 1971:** Bernie Parent and 2nd Round in 1971 (Rick Kehoe) to Toronto for Mike Walton, Bruce Gamble, and 1st Round in 1971 (Pierre Plante).

**JUNE 13, 1971:** Larry Hillman to Los Angeles for Larry Mickey.

**OCTOBER 15, 1971:** Andre Lacroix to Chicago for Rick Foley.

**NOVEMBER 16, 1971:** Larry Mickey to Buffalo for Larry Keenan.

**JANUARY 28, 1972:** Serge Bernier, Jimmy Johnson, Bill Lesuk to Los Angeles for Bill Flett, Ed Joyal, Ross Lonsberry, and Jean Potvin.

**AUGUST 3, 1972:** Cash to Boston for John McKenzie.

**DECEMBER 14, 1972:** Brent Hughes and Pierre Plante to St. Louis for Andre Dupont and 3rd Round in 1973 (Bob Stumpf).

**MARCH 5, 1973:** Jean Potvin and a player to be named later (Glen Irwin) to NY Islanders for Terry Crisp.

**MAY 15, 1973:** 1st Round in 1973 (Bob Neely) and future considerations (Doug Favell) to Toronto for the rights to Bernie Parent and 2nd Round in 1973 (Larry Goodenough).

**MAY 15, 1973:** Rick Foley to Detroit for Serje Lajeunesse.

**MAY 23, 1973:** Willie Brossart to Toronto for cash.

**MAY 25, 1973:** Bob Currier, Tom Trevelyan, Bob Hurlbust, and Jim Stanfield to San Diego (WHL) for Bruce Cowick.

**JULY 27, 1973:** Doug Favell to Toronto to complete May 15, 1973 trade.

**MAY 24, 1974:** Larry Wright, Al MacAdam, and 1st Round in 1974 (Ron Chipperfield) to California for Reggie Leach.

**MAY 27, 1974:** Bill Flett to Toronto for Dave Fortier and Randy Osburn.

**SEPTEMBER 16, 1974:** 2nd Round in 1975 (Jamie Masters) and rights to Randy Andrechuk to St. Louis for Wayne Stephenson.

**SEPTEMBER 16, 1974:** Cash to St. Louis for Ted Harris.

**DECEMBER 11, 1974:** George Pesut to California for Ron Chipperfield.

**JUNE 4, 1975:** Bill Clement, Don McLean, and 1st Round in 1975 (Alex Forsythe) to Washington for 1st Round in 1975 (Mel

Bridgman).

**DECEMBER 15, 1975:** Bob Sirois to Washington for a player to be named later (John Paddock).

**MARCH 9, 1976:** Bobby Taylor and Ed Van Impe to Pittsburgh for Gary Inness.

**SEPTEMBER 29, 1976:** Dave Schultz to Los Angeles for 4th Round in 1977 (Yves Gillemeette) and 2nd Round in 1978 (later transferred to Colorado; Merlin Malinowski).

**NOVEMBER 24, 1976:** Cash to Washington for Harvey Bennett.

**DECEMBER 4, 1976:** Bill Collins to Washington for cash.

**JANUARY 20, 1977:** Larry Goodenough and Jack McIlhargey to Vancouver for Bob Dailey.

**FEBRUARY 17, 1977:** Terry Murray, Bob Ritchie, Steve Coates, and Dave Kelly to Detroit for Rick Lapointe and Mike Korney.

**JUNE 17, 1977:** Steve Short to Los Angeles for future considerations (Paul Evans).

**AUGUST 5, 1977:** Mark Suzor to Colorado for Barry Dean.

**OCTOBER 28, 1977:** Harvey Bennett to Minnesota for Blake Dunlop and 3rd Round in 1978 (Gord Salt).

**NOVEMBER 1, 1977:** Cash to Detroit for Terry Murray.

**NOVEMBER 3, 1977:** Paul Evans from Los Angeles to complete June 17, 1977 trade.

**JUNE 2, 1978:** Fred Shero to NY Rangers for 1st Round in 1978 (Ken Linseman).

**JUNE 14, 1978:** Tom Bladon, Ross Lonsberry, and Orest Kindrachuk to Pittsburgh for 1st Round in 1978 (Behn Wilson) and future considerations.

**AUGUST 31, 1978:** Joe Watson to Colorado for cash.

**DECEMBER 29, 1978:** Drew Callander and Kevin McCarthy to Vancouver for Dennis Ververgaert.

**MARCH 3, 1979:** Don Saleski to Colorado for future considerations.

**JUNE 7, 1979:** Blake Dunlop and Rick Lapointe to St. Louis for Phil Myre.

**AUGUST 16, 1979:** Wayne Stephenson to Washington for 3rd Round in 1981 (Barry Tabobondung).

**SEPTEMBER 4, 1979:** Dennis Sobchuk to Detroit for 5th Round in 1981 (Dave Michayluk).

**JANUARY 2, 1980:** Cash to Vancouver for Jack McIlhargey.

**JUNE 11, 1980:** Barry Dean to Edmonton for Ron Areshenkov and 10th Round in 1980 (Bob O'Brien).

**AUGUST 11, 1980:** John Paddock to Quebec for cash.

**AUGUST 21, 1980:** Bob Kelly to Washington for 3rd Round in 1982 (Bill Campbell).

**SEPTEMBER 15, 1980:** Andre Dupont to Quebec for cash and 7th Round in 1981 (Vladimir Svitek).

**NOVEMBER 21, 1980:** Norm Barnes and Jack McIlhargey to Hartford for 2nd Round in 1982 (later transferred to Toronto; Peter Ihnacak).

**FEBRUARY 26, 1981:** Phil Myre to Colorado for cash.

**JULY 3, 1981:** Rick MacLeish, Blake Wesley, Don Gillen, and 1st Round in 1982 (Paul Lawless), 2nd Round in 1982 (Mark Paterson), and 3rd Round in 1982 (Kevin Dineen) to Hartford for Ray Allison, Fred Arthur, 1st Round in 1982 (Ron Sutter), and 3rd Round in 1982 (Miroslav Dvorak).

**NOVEMBER 11, 1981:** Mel Bridgman to Calgary for Brad Marsh.



## ALL-TIME FLYERS TRADES

**JANUARY 20, 1982:** Rick Costello, Hartford's 2nd Round in 1982 (Peter Ihnacek), and future considerations (Ken Strong) to Toronto for Darryl Sittler.

**JUNE 9, 1982:** Pete Peeters to Boston for Brad McCrimmon.

**AUGUST 20, 1982:** Greg Adams, Ken Linseman, 1st Round in 1983 (David Jensen) and 3rd Round in 1983 (Leif Karlsson) to Hartford for Mark Howe and 3rd Round in 1983 (Derrick Smith).

**OCTOBER 22, 1982:** Peter Dineen to Edmonton for Bob Hoffmeyer.

**JANUARY 11, 1983:** Rick St. Croix to Toronto for Michel Larocque.

**JUNE 8, 1983:** Behn Wilson to Chicago for Doug Crossman and 2nd Round in 1984 (Scott Mellanby).

**OCTOBER 23, 1983:** Andy Brickley, Mark Taylor, Ron Flockhart, 1st Round in 1984 (Roger Belanger) and 3rd Round in 1984 (later transferred to Vancouver; Mike Stevens) to Pittsburgh for Rich Sutter, 2nd Round in 1984 (Greg Smyth), and 3rd Round in 1984 (David McLeay).

**JANUARY 5, 1984:** Michel Larocque to St. Louis for cash.

**JANUARY 8, 1984:** Rick MacLeish to Detroit for future considerations.

**FEBRUARY 23, 1984:** Paul Holmgren to Minnesota for rights to Paul Guay and 3rd Round in 1985 (Darryl Gilmour).

**SEPTEMBER 27, 1984:** Sam St. Laurent to New Jersey for future considerations.

**OCTOBER 10, 1984:** Darryl Sittler to Detroit for Joe Paterson and Murray Craven.

**OCTOBER 16, 1984:** Future considerations to Winnipeg for Tim Young.

**MARCH 12, 1985:** Glen Cochrane to Vancouver for 3rd Round in 1986 (later transferred to Vancouver, Dan Gibson).

**OCTOBER 11, 1985:** Paul Guay and 4th Round in 1986 (Sylvain Couturier) to Los Angeles for Steve Seguin and 2nd Round in 1986 (Jukka Seppo).

**NOVEMBER 29, 1985:** Ed Hospodar and Todd Bergen to Minnesota for Bo Berglund and Dave Richter.

**DECEMBER 6, 1985:** Len Hachborn to Los Angeles for cash.

**DECEMBER 18, 1985:** Joe Paterson to Los Angeles for 4th Round in 1986 (Mark Bar).

**MARCH 11, 1986:** 3rd Round in 1986 (Marc Laniel) to New Jersey for Glenn "Chico" Resch.

**JUNE 6, 1986:** Rich Sutter, Dave Richter, and Vancouver's earlier acquired 3rd Round in 1986 (Dan Gibson) to Vancouver for J.J. Daigneault, 2nd Round in 1986 (Kent Hawley), and 5th Round in 1987 (later transferred to Vancouver; Sean Fabian).

**JUNE 21, 1986:** 5th Round in 1986 (Todd McLellan) to New York Islanders for Mike Murray.

**OCTOBER 30, 1986:** Andre Villeneuve to Montreal for Dom Campedelli.

**DECEMBER 18, 1986:** Bob Froese to NY Rangers for Kjell Samuelsson and 2nd Round in 1989 (Patrik Juhlin).

**MARCH 9, 1987:** Dom Campedelli to Edmonton for Jeff Brubaker.

**JUNE 13, 1987:** 2nd Round in 1987 (Bob Wilkie) to Detroit for Mark Laforest.

**JUNE 13, 1987:** Vancouver's earlier acquired 5th Round in 1987 (Sean Fabian) to Vancouver for 5th Round in 1989 (later transferred to Vancouver; Peter White).

**JULY 21, 1987:** Jeff Brubaker to New York Rangers for cash.

**AUGUST 26, 1987:** Brad McCrimmon to Calgary for 1st Round in 1989 (later transferred to Toronto; Steve Bancroft) and 3rd Round

in 1988 (Dominic Rousseau).

**AUGUST 31, 1987:** Darren Jensen and Daryl Stanley to Vancouver for Wendell Young and 3rd Round in 1990 (Kimbi Daniels).

**DECEMBER 4, 1987:** Mike Stothers to Toronto for 5th Round in 1989 (later transferred to Minnesota; Pat MacLeod).

**JANUARY 22, 1988:** Lindsay Carson to Hartford for Paul Lawless.

**FEBRUARY 9, 1988:** 4th Round in 1989 (Jean-Francois Quintin) to Minnesota for Gordie Roberts.

**MARCH 1, 1988:** Paul Lawless and Vancouver's earlier acquired 5th Round in 1989 (Peter White) to Vancouver for Willie Huber.

**MARCH 8, 1988:** Gordie Roberts to St. Louis for 5th Round in 1989 later upgraded to 4th Round in 1989 (Reid Simpson).

**JUNE 21, 1988:** Bill Root to Toronto for Mike Stothers.

**JULY 25, 1988:** Greg Smyth and 3rd Round in 1989 (John Tanner) to Quebec for Terry Carkner.

**SEPTEMBER 1, 1988:** Wendell Young and 7th Round in 1990 (Mika Valila) to Pittsburgh for 3rd Round in 1990 (Chris Therien).

**SEPTEMBER 28, 1988:** Michael Boyce to NY Rangers for Chris Jensen.

**SEPTEMBER 29, 1988:** Doug Crossman to Los Angeles for Jay Wells.

**NOVEMBER 7, 1988:** J.J. Daigneault to Montreal for Scott Sandelin.

**NOVEMBER 29, 1988:** Peter Zazel to St. Louis for Mike Bullard.

**DECEMBER 8, 1988:** Toronto's earlier acquired 5th Round in 1989 (Pat MacLeod) to Minnesota for Moe Mantha.

**DECEMBER 12, 1988:** Future considerations to Winnipeg for Steve Fletcher.

**FEBRUARY 7, 1989:** 5th Round in 1989 (Keith Carney) to Toronto for Al Secord.

**FEBRUARY 7, 1989:** Dave Brown to Edmonton for Keith Acton and 6th Round in 1991 (Dimitri Yushkevich).

**MARCH 6, 1989:** 1st Round in 1989 (Rob Peterson) and Calgary's earlier acquired 1st Round in 1989 (Steve Bancroft) to Toronto for Ken Wreggett.

**JULY 21, 1989:** Shawn Cronin to Winnipeg for future considerations.

**AUGUST 28, 1989:** 7th Round in 1991 to Toronto for the rights to Jiri Latal.

**SEPTEMBER 8, 1989:** Mark Laforest to Toronto for 6th Round in 1991 (later upgraded to 5th Round in 1991) and 7th Round in 1991 (previously traded to Toronto for rights to Jiri Latal; Andrei Lomakin).

**SEPTEMBER 28, 1989:** Pete Peeters and Keith Acton to - Winnipeg for future considerations.

**OCTOBER 3, 1989:** 5th Round in 1991 (acquired earlier from Toronto; Juha Ylonen) and a conditional pick (acquired earlier from Winnipeg for Shawn Cronin) to Winnipeg for Pete Peeters and Keith Acton.

**JANUARY 5, 1990:** 4th Round in 1990 or 1991 (Oilers' option) to Edmonton for Norman Lacombe. The Oilers exercised the 1990 option and selected Joel Blain.

**JANUARY 16, 1990:** Dave Poulin to Boston for Ken Linseman.

**MARCH 2, 1990:** Brian Propp to Boston for 2nd Round in 1990 (Terran Sandwith).

**MARCH 5, 1990:** Jay Wells and 4th Round in 1991 (Peter Ambroziak) to Buffalo for Kevin Maguire and 2nd Round in 1990 (Mikael Renberg).



## ALL-TIME FLYERS TRADES

**JUNE 16, 1990:** Kevin Maguire and 8th Round in 1991 (Dimitri Mironov) to Toronto for 3rd Round in 1990 (Al Kinisky).

**MARCH 5, 1991:** 2nd Round in 1991 (Jim Campbell) to Montreal for Mark Pederson.

**MAY 30, 1991:** Scott Mellanby, Craig Berube and Craig Fisher to Edmonton for Dave Brown, Corey Foster and the rights to Jari Kurri.

**MAY 30, 1991:** Jeff Chychrun and the rights to Jari Kurri to Los Angeles for Steve Duchesne, Steve Kasper and 4th Round in 1991 (Aris Brimanis).

**JULY 29, 1991:** Rights to Mike Bullard to Toronto for 3rd Round in 1993 (Vaclav Prospal).

**AUGUST 5, 1991:** Shaun Sabol to New York Rangers for future considerations.

**AUGUST 8, 1991:** Don Biggs to New York Rangers for future considerations.

**SEPTEMBER 22, 1991:** Ron Sutter and Murray Baron to St. Louis for Rod Brind'Amour and Dan Quinn.

**NOVEMBER 13, 1991:** Murray Craven and 4th Round (Kevin Smyth) in 1992 to Hartford for Kevin Dineen.

**JANUARY 2, 1992:** Gord Murphy, Brian Dobbin and 3rd Round in 1992 (Sergi Zholtok) to Boston for Garry Galley, Wes Walz and exchange of Boston's 3rd round in 1993 (Milos Holan) for the Flyers' 4th round in 1993 (Charles Paquette).

**FEBRUARY 7, 1992:** Tony Horacek to Chicago for Ryan McGill.

**FEBRUARY 19, 1992:** Rick Tocchet, Kjell Samuelsson, Ken Wregget and 3rd Round (Dave Roche) to Pittsburgh for Mark Recchi, Brian Benning and Los Angeles' 1st Round in 1992 (Jason Bowen). (Benning and 1st Round were obtained by Pittsburgh in a separate transaction with Los Angeles.)

**FEBRUARY 27, 1992:** Future considerations to Winnipeg for Moe Mantha.

**JUNE 20, 1992:** Mike Ricci, Peter Forsberg, Steve Duchesne, Kerry Huffman, Ron Hextall, Chris Simon, Flyers 1st Round in 1993 (Jocelyn Thibault) and 1994 and \$15 million to Quebec for Eric Lindros.

**OCTOBER 1, 1992:** 4th Round in 1993 to Detroit for Brent Fedyk.

**OCTOBER 1, 1992:** 3rd Round in 1993 and 5th Round in 1994 to Winnipeg for Stephane Beauregard.

**DECEMBER 8, 1992:** Steve Kasper to Tampa Bay for Dan Vincelette.

**DECEMBER 18, 1992:** Mark Pederson to San Jose for Dave Snuggerud.

**JANUARY 16, 1993:** Brian Benning to Edmonton for Josef Beranek and Greg Hawgood.

**FEBRUARY 2, 1993:** Future considerations to Detroit for Bob Wilkie.

**MARCH 18, 1993:** Greg Paslawski to Calgary for 9th Round in 1993 (E.J. Bradley).

**JUNE 11, 1993:** Stephane Beauregard to Winnipeg for 3rd Round in 1993 and 5th Round in 1994.

**JUNE 20, 1993:** Rights to Greg Johnson and 5th round in 1994 (Frederic Deschenes) to Detroit for Jim Cummins and the Flyers' 4th Round in 1993 (previously exchanged for Brent Fedyk).

**AUGUST 5, 1993:** Shawn Cronin to San Jose for future considerations.

**SEPTEMBER 9, 1993:** Fifth Round in 1995 (David Arsenault) to Detroit for Stewart Malgunas.

**OCTOBER 5, 1993:** Terry Carkner to Detroit for Yves Racine and 4th Round in 1994 (Sebastien Vallee).

**NOVEMBER 28, 1993:** Future considerations to Montreal for Rob Ramage.

**NOVEMBER 30, 1993:** Greg Hawgood to Florida for future considerations.

**FEBRUARY 1, 1994:** Viacheslav Butsayev to San Jose for Rob Zettler.

**FEBRUARY 21, 1994:** Future considerations to Montreal for Frederic Chabot.

**MARCH 5, 1994:** Claude Boivin and the rights to Kirk Daubenspeck to Ottawa for Mark Lamb.

**MARCH 18, 1994:** Jim Cummins and 4th Round in 1995 to Tampa Bay for Rob DiMaio.

**MARCH 21, 1994:** Pelle Ellund to Dallas for 8th Round in 1994 (Raymond Giroux).

**JUNE 15, 1994:** Second Round in 1994 (Ryan Johnson) to Florida as compensation for Bob Clarke.

**JUNE 29, 1994:** Yves Racine to Montreal for Kevin Haller.

**SEPTEMBER 6, 1994:** Alexander Selivanov to Tampa Bay for Flyers' 4th Round in 1995 (Radovan Somik).

**SEPTEMBER 22, 1994:** Tommy Soderstrom to NY Islanders for Ron Hextall and 6th Round in 1995 (Dmitri Tertysny).

**FEBRUARY 2, 1995:** Scott LaGrand to Tampa Bay for Mike Greenlay.

**FEBRUARY 9, 1995:** Mark Recchi and 3rd Round in 1995 (Martin Hohenberger) to Montreal for Eric Desjardins, Gilbert Dionne and John LeClair.

**FEBRUARY 10, 1995:** Mark Lamb to Montreal for undisclosed amount of cash.

**FEBRUARY 15, 1995:** Josef Beranek to Vancouver for Shawn Antoski.

**FEBRUARY 16, 1995:** Bob Wilkie and 5th Round in 1997 (Kyle Calder) to Chicago for Karl Dykhuis.

**MARCH 8, 1995:** Milos Holan to Anaheim for Anatoli Semenov.

**MARCH 13, 1995:** Ryan McGill to Edmonton for Brad Zavisha and 6th Round in 1995 (Jamie Sokolsky).

**APRIL 7, 1995:** Garry Galley to Buffalo for Petr Svoboda.

**JUNE 27, 1995:** Rights to Jeff Finley to Winnipeg for Russ Romanuk.

**JULY 8, 1995:** Rob Zettler to Toronto for 5th Round in 1996 (Per-Ragnar Bergqvist).

**JULY 12, 1995:** 3rd Round (later traded to Washington, Shawn McNeil) and 6th Round (Kai Fischer) in 1996 to Colorado for rights to Garth Snow.

**AUGUST 30, 1995:** Dimitri Yushkevich and 2nd Round in 1996 (Francis Larivee) to Toronto for 1st Round in 1996 (Dainius Zubrus), 2nd Round in 1997 (Jean-Marc Pelletier) and Los Angeles' 4th in 1996 (later traded to Los Angeles, Mikael Simons).

**SEPTEMBER 20, 1995:** Andre Faust to Winnipeg for 7th Round in 1997 (later traded to Anaheim).

**NOVEMBER 16, 1995:** 1st Round (later traded to Phoenix, Daniel Briere) and 4th Round in 1996 (later traded to Buffalo, Mike Martone) and Martin Spanhel to San Jose for Pat Falloon.

**DECEMBER 13, 1995:** Brent Fedyk to Dallas for Trent Klatt.

**DECEMBER 28, 1995:** Kevin Dineen to Hartford for future considerations.

**JANUARY 23, 1996:** Future considerations to Ottawa for Dan Quinn.



## ALL-TIME FLYERS TRADES

**FEBRUARY 6, 1996:** Chris Herperger and Winnipeg's 7th Round in 1997 (Tony Mohagen) to Anaheim for Bob Corkum.

**FEBRUARY 27, 1996:** Dominic Roussel to Winnipeg for Tim Cheveldae and 3rd Round in 1996 (Chester Gallant).

**MARCH 15, 1996:** Craig MacTavish to St. Louis for Dale Hawerchuk.

**MARCH 19, 1996:** 8th Round in 1996 (Sami Salo) to Ottawa for Kerry Huffman; Anatoli Semenov and rights to Mike Crowley to Anaheim for Brian Wessenberg; Kings' 4th in 1996 (Mikael Simons) to Los Angeles for John Druce and 7th Round in 1997 (Todd Fedoruk).

**JULY 18, 1996:** Future considerations to Washington for Frank Bialowas.

**DECEMBER 15, 1996:** Kevin Haller, 1st Round (later transferred to San Jose; Scott Hannan) and the Whalers' 7th Round in 1997 (Andrew Merrick) to Hartford for Paul Coffey and 3rd Round in 1997 (Kris Mallette).

**MARCH 18, 1997:** Future considerations to Vancouver for Frantisek Kucera.

**JUNE 18, 1997:** 7th Round in 1997 (Chad Hinz) to Edmonton for the rights to Martin Cerven.

**JUNE 21, 1997:** 3rd Round in 1997 (Steve Gainey) to Dallas for 2nd Round in 1998 (later traded to Ottawa; Chris Bala).

**AUGUST 20, 1997:** Mikael Renberg and Karl Dykhuis to Tampa Bay for Flyers' first round picks in 1998 (Simon Gagne), 1999 (Maxime Ouellet), 2000 (Justin Williams), and 2001 (Jeff Woywitka).

**OCTOBER 15, 1997:** Jason Bowen to Edmonton for the rights to Brantt Myhres.

**OCTOBER 21, 1997:** Future considerations to Ottawa for Mike Maneluk.

**JANUARY 17, 1998:** Pat Falloon, Vaclav Prospal and a 2nd Round in 1998 (Chris Bala) to Ottawa for Alexandre Daigle.

**FEBRUARY 5, 1998:** A conditional 6th Round in 1998 (later traded to Flyers-upgraded to 5th Round; Garrett Prossofsky) to Vancouver for Mike Sillinger.

**MARCH 4, 1998:** Garth Snow to Vancouver for Sean Burke.

**MARCH 9, 1998:** 6th Round in 1999 (Tore Vikingstad) to St. Louis for Roger Neilson.

**MARCH 24, 1998:** 3rd Round in 1998 (Justin Morrison) to Vancouver for Dave Babych and the Flyers' 5th Round in 1998 (Garrett Prossofsky); Janne Niinimaa to Edmonton for Dan McGillis and a 2nd Round in 1998 (Jason Beckett).

**JUNE 27, 1998:** Paul Coffey to Chicago for NY Islanders' 5th Round in 1998 (Francis Belanger); 9th Round in 1999 (Jamie Chamberlain) to Dallas for 9th Round in 1998 (Sergei Skrobot); Dominic Roussel and Jeff Staples to Nashville for 7th Round in 1998 (Cam Ondrik).

**AUGUST 6, 1998:** Rights to Johan Hedberg to San Jose for 7th Round in 1999 (Pavel Kasparik).

**AUGUST 25, 1998:** Rights to Raymond Giroux to NY Islanders for 6th Round in 2000 (later transferred to Montreal; Scott Selig).

**OCTOBER 5, 1998:** Daniel Lacroix to Edmonton for Valeri Zelepukin.

**OCTOBER 13, 1998:** 3rd Round in 1999 (later transferred to NY Rangers; Patrick Auliero) to Calgary for 8th Round in 1999 (David Nystrom) and future considerations.

**OCTOBER 19, 1998:** Trent Klatt to Vancouver for 6th Round in 2000 (later transferred to Atlanta; Jeff Dwyer).

**NOVEMBER 12, 1998:** Shjon Podein to Colorado for Keith Jones.

**NOVEMBER 17, 1998:** Mike Maneluk to Chicago for Roman Vopat.

**DECEMBER 12, 1998:** Chris Gratton and Mike Sillinger to Tampa Bay for Mikael Renberg and Daymond Langkow.

**DECEMBER 28, 1998:** Petr Svoboda to Tampa Bay for Karl Dykhuis.

**JANUARY 8, 1999:** Frank Bialowas to Chicago for Dennis Bonvie.

**JANUARY 26, 1999:** Sergei Klimentiev to Nashville for cash.

**JANUARY 29, 1999:** Alexandre Daigle to Edmonton for Andrei Kovalenko.

**FEBRUARY 10, 1999:** Future considerations to Pittsburgh for Sean O'Brien.

**MARCH 6, 1999:** Andrei Kovalenko to Carolina for Adam Burt.

**MARCH 10, 1999:** Dainius Zubrus, 2nd Round in 1999 (Matt Carkner) and the NY Islanders' 6th Round in 2000 (Scott Selig) to Montreal for Mark Recchi.

**MARCH 20, 1999:** Colin Forbes and 5th Round in 1999 (Michal Lanicek) to Tampa Bay for Sandy McCarthy and Mikael Andersson.

**MARCH 23, 1999:** Cash to Washington for Craig Berube; Dave Babych and 5th Round in 2000 (Nathan Marsters) to Los Angeles for Steve Duchesne.

**MAY 25, 1999:** 8th Round in 1999 (Antti Jokela) to Carolina for Francis Lessard.

**JUNE 1, 1999:** Rights to Pat Kavanagh to Vancouver for 6th Round in 1999 (Konstantin Rudenko).

**SEPTEMBER 27, 1999:** Paul Healy to Nashville for Matt Henderson.

**OCTOBER 15, 1999:** Future considerations to Atlanta for Jody Hull.

**OCTOBER 20, 1999:** Karl Dykhuis to Montreal for future considerations.

**NOVEMBER 16, 1999:** 7th Round in 2001 to Nashville for Steve Washburn.

**NOVEMBER 30, 1999:** Rastislav Pavlikovsky on loan from the Ottawa Senators.

**DECEMBER 9, 1999:** Brian Wessenberg to Atlanta for Eric Bertrand.

**JANUARY 23, 2000:** Rod Brind'Amour, Jean-Marc Pelletier, and 2nd Round in 2000 to Carolina (later transferred to Colorado; Agris Saviels) for Keith Primeau and 5th Round in 2000 (later transferred to NY Islanders; Kristofer Ottosen).

**JANUARY 26, 2000:** Conditional pick in 2001 to Chicago for Todd White.

**FEBRUARY 14, 2000:** Future considerations to Nashville for Eric Bertrand.

**FEBRUARY 15, 2000:** Mikael Andersson and Carolina's 5th Round in 2000 (Kristofer Ottosen) to NY Islanders for Gino Odjick.

**MARCH 6, 2000:** Marc Bureau to Calgary for Travis Brigley and 6th Round in 2001 (Andrei Razin).

**MARCH 8, 2000:** Mikael Renberg to Phoenix for Rick Tocchet.

**MARCH 14, 2000:** Sandy McCarthy to Carolina for Kent Manderville; 6th Round (originally acquired from Vancouver; Jeff Dwyer) in 2000 and 6th Round in 2001 (Pasi Nurminen) to Atlanta for Kirby Law.

**MAY 31, 2000:** 8th Round in 2002 (later transferred to Tampa Bay, Darren Reid) to Carolina for Paul Ranheim.

**JUNE 12, 2000:** 9th Round in 2000 (Arne Ramholt) to Chicago for Mark Janssens.



## ALL-TIME FLYERS TRADES

**JUNE 25, 2000:** John Vanbiesbrouck to NY Islanders for 4th Round in 2001 (later transferred to Nashville, Jordin Tootoo); 4th Round in 2000 (Johan Hagglund) to Tampa Bay for 6th Round in 2000 (Roman Cechmanek), 7th Round in 2000 (John Eichelberger) and 9th Round in 2000 (Milan Kopecky).

**SEPTEMBER 26, 2000:** Regan Kelly to Toronto for Chris McAllister.

**SEPTEMBER 29, 2000:** Mark Eaton to Nashville for Detroit's 3rd Round in 2001 (Patrick Sharp).

**DECEMBER 7, 2000:** Gino Odjick to Montreal for P.J. Stock and 6th Round in 2001 (Dennis Seidenberg).

**JANUARY 14, 2001:** Kevin Stevens to Pittsburgh for John Slaney.

**FEBRUARY 13, 2001:** 9th Round in 2001 (Marcel Rodman) to Boston for the rights to unsigned draft pick Matt Zultek.

**MARCH 13, 2001:** 3rd Round in 2001 (later transferred to Toronto, Nicolas Corbeil) to Chicago for Dean McAmmond.

**MARCH 13, 2001:** Dean Melanson to Washington for Matt Herr.

**MAY 24, 2001:** Mikhail Chernov to Nashville for Mike Watt.

**JUNE 23, 2001:** 2nd Round in 2001 (later transferred to Calgary, Andrei Medvedev) to Florida for the rights to Jiri Dopita; 1st Round in 2001 (Tim Gleason) to Ottawa for 1st Round (Jeff Woywitka) and 7th Round (David Printz) in 2001 and Tampa Bay's 2nd Round in 2002 (later transferred to Dallas through Tampa Bay, Tobias Stephan).

**JUNE 24, 2001:** New York Islanders' 4th Round in 2001 (Jordin Tootoo) to Nashville for 4th Round (later transferred to Carolina, Rob Zepp), 5th Round (Jussi Timonen) and 7th Round (Thierry Douville) in 2001; Nashville's 4th Round in 2001 (Rob Zepp) to Carolina for 3rd Round in 2002 (later transferred to Carolina, Jesse Lane); 4th Round (Aaron Lobb), a compensatory 5th Round (Paul Lynch) and 7th Round (Dennis Packard) in 2001 to Tampa Bay for 3rd Round in 2002 (later transferred to Vancouver, Brett Skinner); 8th Round in 2001 (J.F. Soucy) and 9th Round in 2002 (John Toffey) to Tampa Bay for 7th Round in 2002 (Mathieu Brunelle); Dean McAmmond to Calgary for 4th Round in 2002 (Rosario Ruggeri).

**JULY 2, 2001:** Daymond Langkow to Phoenix for 2nd Round in 2002 (later transferred to San Jose through Tampa Bay, Dan Spang) and 1st Round in 2003 (Jeff Carter).

**JULY 31, 2001:** Andy Delmore to Nashville for 3rd Round in 2002 (later transferred to Phoenix, Joe Callahan).

**AUGUST 20, 2001:** Rights to restricted free agent center Eric Lindros to New York Rangers for Pavel Brendl, Jan Hlavac, Kim Johnsson and 3rd Round in 2003 (Stefan Ruzicka).

**DECEMBER 17, 2001:** Jan Hlavac and Tampa Bay's 3rd Round in 2002 (Brett Skinner) to Vancouver for Donald Brashear and 6th Round in 2002 (later transferred to Columbus, Jaroslav Balastik).

**JANUARY 11, 2002:** Petr Hubacek and Jason Beckett to Nashville for Yves Sarault.

**FEBRUARY 13, 2002:** Jesse Boulerice to Carolina for Greg Koehler.

**MARCH 5, 2002:** Joe DiPenta to Atlanta for Jarrod Skalde.

**MARCH 15, 2002:** Francis Lessard to Atlanta for David Harlock, 3rd Round (later transferred to Phoenix, Tyler Redenbach) and 7th Round in 2003 (later transferred to San Jose, Joe Pavelski).

**MARCH 17, 2002:** Kent Manderville to Pittsburgh for Billy Tibbetts.

**MARCH 19, 2002:** Maxime Ouellet, 1st Round (later transferred to Dallas, Martin Vagner), 2nd Round (Maxime Daigneault) and 3rd Round (Derek Krestanovich) in 2002 to Washington for Adam Oates.

**JUNE 12, 2002:** Brian Boucher and Nashville's 3rd Round in 2002

(Joe Callahan) to Phoenix for Michal Handzus and Robert Esche.

**JUNE 18, 2002:** Jiri Dopita to Edmonton for 3rd Round in 2003 (Ryan Potulny).

**JUNE 21, 2002:** Ruslan Fedotenko, Tampa Bay's 2nd Round in 2002 (later transferred to Dallas, Tobias Stephan) and Phoenix's 2nd in 2002 (later transferred to San Jose, Dan Spang) to Tampa Bay for 1st Round in 2002 (Joni Pitkanen).

**JUNE 22, 2002:** Carolina's 3rd Round in 2002 (Jesse Lane) to Carolina for 6th Round in 2002 (Nikita Korovkin) and 3rd Round in 2003 (Colin Fraser).

**JUNE 23, 2002:** Vancouver's 6th Round in 2002 (Jaroslav Balastik) and 7th Round in 2002 (Steven Goertzen) to Columbus for 5th Round in 2003 (David Tremblay).

**DECEMBER 6, 2002:** Dan McGillis to San Jose for Marcus Ragnarsson.

**DECEMBER 19, 2002:** Paul Ranheim to Phoenix for conditional pick in 2004.

**JANUARY 22, 2003:** Future considerations to Calgary for Jamie Wright.

**JANUARY 29, 2003:** 2nd Round in 2003 (Maxim Lapierre) to Montreal for Eric Chouinard.

**FEBRUARY 5, 2003:** Chris McAllister to Colorado for 6th Round in 2003 (Ville Hostikka); future considerations to Vancouver for Todd Warriner.

**FEBRUARY 7, 2003:** Pavel Brendl and Bruno St. Jacques to Carolina for Sami Kapanen and Ryan Bast.

**MARCH 1, 2003:** 4th Round in 2003 (later transferred to Boston, Patrik Valcak) and 7th Round in 2004 (Daniel Taylor) to Los Angeles for Dmitry Yushkevich.

**MARCH 9, 2003:** 5th Round in 2003 (later transferred to Pittsburgh, Evgeni Isakov) to NY Islanders for Claude Lapointe.

**MARCH 10, 2003:** Guillaume Lefebvre, Atlanta's 3rd Round in 2003 (later transferred to Phoenix, Tyler Redenbach) and 2nd Round in 2004 (later transferred to NY Rangers, Brandon Dubinsky) to Phoenix for Tony Amonte.

**MARCH 11, 2003:** Future considerations to Chicago for Peter White.

**MAY 28, 2003:** Roman Cechmanek to Los Angeles for 2nd Round in 2004 (later transferred to Chicago, Bryan Bickell).

**JUNE 22, 2003:** Atlanta's 7th Round in 2003 (Joe Pavelski) to San Jose for 6th Round in 2004 (later transferred to Tampa Bay, Karri Ramo); Marty Murray to Carolina for 6th Round in 2004 (Frederik Cabana); 7th Round in 2003 (Dany Roussin) to Florida for 6th Round in 2004 (Ladislav Scurko); 8th Round in 2003 (Raimonds Danilics) to Tampa Bay for 7th Round in 2004 (later transferred to NY Islanders, Chris Campoli); 9th Round in 2003 (Zbynek Hrdel) to Tampa Bay for 9th Round in 2004 (John Carter).

**JUNE 30, 2003:** Rights to Dmitry Yushkevich to Washington for a conditional 7th Round in 2004.

**DECEMBER 16, 2003:** Jeff Woywitka, 1st Round in 2004 (Rob Schremp) and 3rd Round in 2005 (Danny Syvret) to Edmonton for Mike Comrie.

**DECEMBER 17, 2003:** Eric Chouinard to Minnesota for 5th Round in 2004 (Chris Zarb).

**JANUARY 20, 2004:** Justin Williams to Carolina for Danny Markov.

**JANUARY 22, 2004:** Tampa Bay's 7th Round in 2004 (Chris Campoli) to NY Islanders for Mattias Timander.

**FEBRUARY 9, 2004:** Eric Weinrich to St. Louis for 5th Round in 2004 (Gino Pisellini); Mike Comrie to Phoenix for Sean Burke, Branko Radivojevic and Ben Eager.





## ALL-TIME FLYERS TRADES

**FEBRUARY 16, 2004:** Mike Siklenka to Dallas for Steve Gainey.

**FEBRUARY 19, 2004:** Jim Vandermeer, Colin Fraser and Los Angeles' 2nd Round in 2004 (Bryan Bickell) to Chicago for Alexei Zhamnov and Washington's 4th Round in 2004 (R.J. Anderson).

**MARCH 8, 2004:** Rick Kozak and 2nd Round in 2005 (later transferred to Atlanta, Ondrej Pavelec) to NY Rangers for Vladimir Malakhov; Chris Therien to Dallas for Phoenix's 8th Round in 2004 (Martin Houle) and Dallas' 3rd Round in 2005 (later transferred to Tampa Bay, Chris Lawrence).

**JUNE 22, 2004:** 5th Round in 2004 (Brandon Elliott), 6th Round in 2004 (Jan Zapletal) and San Jose's 6th Round in 2004 (Karri Ramo) to Tampa Bay for 3rd Round in 2005 (Oskars Bartulis).

**JULY 29, 2005:** Todd Fedoruk to Anaheim for a second round pick in the 2005 NHL Entry Draft (later transferred to Phoenix, Pier-Olivier Pelletier).

**JULY 30, 2005:** 1st Round in 2005 (Kenndal McArdle) to Florida for 1st Round in 2005 (Steve Downie) and 2nd Round in 2006 (later transferred to Detroit through Phoenix, Cory Emmerton); Anaheim's 2nd Round in 2005 (Pier-Olivier Pelletier) to Phoenix in exchange for Columbus' 4th Round in 2005 (Jeremy Duchesne) and the Coyotes' 2nd Round in 2006 (Andreas Nodl); Dallas' 3rd Round in 2005 (Chris Lawrence) and the Flyers' 4th Round in 2005 (Blair Jones) to Tampa Bay in exchange for a 2nd Round in 2006 (later transferred to Detroit through Phoenix, Shawn Matthias).

**AUGUST 2, 2005:** Danny Markov to Nashville for a 3rd Round in 2006 (later transferred to Los Angeles, Bud Holloway).

**AUGUST 4, 2005:** Jeremy Roenick and Nashville's 3rd Round in 2006 (Bud Holloway) to Los Angeles for future considerations.

**DECEMBER 5, 2005:** Patrick Sharp and Eric Meloche to Chicago for Matt Ellison and 3rd Round in 2006 (later transferred to Montreal, Ryan White).

**DECEMBER 28, 2005:** Eric Chouinard to Phoenix for Kiel McLeod.

**JANUARY 20, 2006:** Dennis Seidenberg and 4th Round in 2006 (later transferred to NY Islanders, Tomas Marcinko) to Phoenix for Petr Nedved and 4th Round in 2006 (Joonas Lehtivuori). In addition, the Flyers had the right to switch their third round pick in the 2007 NHL Entry Draft for Phoenix's third round pick in the 2007 NHL Entry Draft (did not exercise option - later transferred to NY Islanders, Mark Katic).

**JANUARY 23, 2006:** Jon Sim to Florida for 6th Round in 2007 (Patrick Maroon).

**MARCH 9, 2006:** Josh Gratton, Florida's 2nd Round in 2006 (later transferred to Detroit, Cory Emmerton) and Tampa Bay's 2nd Round in 2006 (later transferred to Detroit, Shawn Matthias) to Phoenix for Denis Gauthier; 3rd Round in 2006 (later transferred to Columbus, Tommy Sestito) to San Jose for Niko Dimitrakos.

**JUNE 24, 2006:** Chicago's 3rd Round in 2006 (Ryan White) to Montreal in exchange for 3rd Round (Jonathan Matsumoto) and 4th Round (Jakub Kovar) in 2006.

**AUGUST 2, 2006:** Rights to Vaclav Pletka to Chicago for Eric Meloche.

**AUGUST 4, 2006:** Michal Handzus to Chicago for Kyle Calder.

**NOVEMBER 9, 2006:** Daniel Corso to Tampa Bay for Darren Reid.

**NOVEMBER 13, 2006:** 4th Round in 2007 (Justin Vaive) to Anaheim for Todd Fedoruk.

**DECEMBER 16, 2006:** Freddy Meyer and 3rd Round in 2007 (Mark Katic) to NY Islanders for Alexei Zhitnik.

**DECEMBER 20, 2006:** Randy Robitaille and 5th Round in 2008 (Matthew Martin) to NY Islanders for Mike York.

**FEBRUARY 15, 2007:** Peter Forsberg to Nashville for Scottie Upshall, Ryan Parent and 1st Round (later transferred back to

Nashville, Jonathon Blum) and 3rd Round (later transferred to Washington, Phil Desimone) in 2007.

**FEBRUARY 24, 2007:** Alexei Zhitnik to Atlanta for Braydon Coburn.

**FEBRUARY 26, 2007:** Kyle Calder to Chicago for Lasse Kukkonen and 3rd Round in 2007 (Garrett Klotz).

**FEBRUARY 27, 2007:** 2nd Round in 2007 (T.J. Brennan) to Buffalo for Martin Biron.

**JUNE 4, 2007:** Matt Ellison to Nashville for future considerations.

**JUNE 18, 2007:** Nashville's 1st Round in 2007 (Jonathon Blum) returned to Nashville for rights to Kimmo Timonen and Scott Hartnell.

**JUNE 23, 2007:** Nashville's 3rd Round in 2007 (Phil Desimone) and a 2nd Round in 2008 (Dmitri Kugryshev) to Washington for Carolina's 2nd Round in 2007 (Kevin Marshall).

**JULY 1, 2007:** Joni Pitkanen, Geoff Sanderson and 3rd Round in 2009 (Cameron Abney) to Edmonton for Joffrey Lupul and Jason Smith.

**DECEMBER 10, 2007:** Jussi Timonen to Dallas for conditional pick in 2009.

**DECEMBER 18, 2007:** Ben Eager to Chicago for Jim Vandermeer.

**FEBRUARY 19, 2008:** 3rd Round in 2008 (Geordie Wudrick) to Los Angeles for Jaroslav Modry.

**FEBRUARY 20, 2008:** Jim Vandermeer to Calgary for 3rd Round in 2009 (Adam Morrison).

**FEBRUARY 25, 2008:** Alexandre Picard and 2nd Round in 2009 (Richard Panik) to Tampa Bay for Vaclav Prospal.

**JUNE 6, 2008:** Ryan Potulny to Edmonton for Danny Syvret.

**JUNE 18, 2008:** Rights to Vaclav Prospal to Tampa Bay for Nashville's 7th Round in 2008 (Joachim Eriksson) and a conditional 4th Round in 2009.

**JUNE 20, 2008:** Rights to R.J. Umberger and 4th Round in 2008 (Drew Olson) to Columbus for Colorado's 1st Round in 2008 (previously acquired, Luca Sbisa) and 3rd Round in 2008 (Marc-Andre Bourdon); 1st Round in 2008 (John Carlson) to Washington for Steve Eminger and 3rd Round in 2008 (Jacob DeSerres).

**JUNE 21, 2008:** 7th Round in 2008 (Nick Pryor) to Anaheim for 7th Round in 2009 (Oliver Lauridsen).

**JUNE 24, 2008:** Triston Grant and 7th Round in 2009 (later transferred to St. Louis, Maxwell Tardy) to Nashville for Janne Niskala.

**JUNE 30, 2008:** Kyle Greentree to Calgary for Tim Ramholt; Janne Niskala to Tampa Bay for 6th Round in 2009 (Dave Labrecque).

**JULY 1, 2008:** Denis Gauthier and 2nd Round in 2010 (later transferred to Minnesota, Jason Zucker) to Los Angeles for Patrik Hersley and Ned Lukacevic.

**OCTOBER 13, 2008:** 4th round in 2009 (Lane MacDermid) and Ned Lukacevic to Boston for Andrew Alberts.

**OCTOBER 30, 2008:** Tim Ramholt to Nashville for Josh Gratton.

**NOVEMBER 3, 2008:** Steve Eminger, Steve Downie, and Tampa Bay's 4th Round in 2009 (previously acquired, Alex Hutchings) to Tampa Bay for Matt Carle and San Jose's 3rd Round in 2009 (previously acquired, Simon Bertilsson).

**MARCH 4, 2009:** Scottie Upshall and 2nd Round in 2011 to Phoenix for Daniel Carcillo.

**MARCH 4, 2009:** 6th round in 2009 to San Jose for D Kyle McLaren (Trade was later nullified).



## ALL-TIME FLYERS TRADES

**JUNE 26, 2009:** Joffrey Lupul, Luca Sbisa, 1st Round in 2009 (John Moore), 1st-Round in 2010 (Emerson Etem) and a conditional 3rd round in 2010 (conditions not met) to Anaheim for Chris Pronger and Ryan Dingle.

**OCTOBER 20, 2009:** Michael Ratchuk to Columbus for Stefan Legein.

**FEBRUARY 6, 2010:** Ole-Kristian Tollefsen and 5th round in 2011 to Detroit for Ville Leino.

**JUNE 18, 2010:** Ryan Parent to Nashville for Dan Hamhuis.

**JUNE 25, 2010:** Dan Hamhuis to Pittsburgh for 3rd round in 2011 (later transferred to Phoenix, Harrison Ruopp).

**JUNE 26, 2010:** Jonathan Matsumoto to Carolina for Washington's 7th round in 2010 (Ricard Bildstrand).

**JULY 1, 2010:** 2nd round in 2012 (later transferred to Nashville, Colton Sissons) to Tampa Bay for Andrej Meszaros.

**JULY 19, 2010:** Simon Gagne to Tampa Bay for Matt Walker and 4th round in 2011 (Marcel Noebels).

**NOVEMBER 21, 2010:** Patrick Maroon and David Laliberte to Anaheim for Danny Syvret and Rob Bordon.

**FEBRUARY 14, 2011:** 1st (Stuart Percy) and 3rd round (Josh Leivo) in 2011 to Toronto for Kris Versteeg.

**FEBRUARY 28, 2011:** Greg Moore and rights to Michael Chaput to Columbus for Tom Sestito.

**JUNE 7, 2011:** Matt Clackson, Pittsburgh's 3rd round in 2011 (previously acquired, Harrison Ruopp) and 3rd round in 2012 (later transferred to Pittsburgh, Oskar Sundqvist) to Phoenix for Ilya Bryzgalov.

**JUNE 23, 2011:** Jeff Carter to Columbus for Jakub Voracek, 1st Round (Sean Couturier) and 3rd round (Nick Cousins) in 2011.

**JUNE 23, 2011:** Michael Richards and Rob Bordon to Los Angeles for Wayne Simmonds, Brayden Schenn and 2nd round in 2012 (later transferred to Dallas, Devin Shore).

**JUNE 27, 2011:** Darroll Powe to Minnesota for 3rd round in 2013 (later transferred to Pittsburgh via Dallas, Jake Guentzel).

**JULY 1, 2011:** Kris Versteeg to Florida for 2nd round (later transferred to Tampa Bay, Brian Hart) and San Jose's 3rd round in 2012 (Shayne Gostisbehere).

**FEBRUARY 16, 2012:** Los Angeles's 2nd round in 2012 (previously acquired, Devin Shore) and Minnesota's 3rd round in 2013 to Dallas (later transferred to Pittsburgh, Jake Guentzel). for Nicklas Grossmann.

**FEBRUARY 18, 2012:** Jonathan Kalinski, Florida's 2nd round in 2012 (previously acquired, Brian Hart) and 4th round in 2013 (later transferred to Ottawa, Tobias Lindberg) to Tampa Bay for Pavel Kubina.

**JUNE 22, 2012:** Sergei Bobrovsky to Columbus for Ottawa's 2nd round in 2012 (Anthony Stolarz), Vancouver's 4th round in 2012 (Taylor Leier) and Phoenix's 4th round in 2013 (later transferred to Los Angeles, Justin Auger).

**JUNE 23, 2012:** James van Riemsdyk to Toronto for Luke Schenn.

**JANUARY 13, 2013:** Luke Pither to Carolina for Brian Boucher and Mark Alt.

**FEBRUARY 25, 2013:** Mike Testwuide to Calgary for Mitch Wahl.

**FEBRUARY 26, 2013:** Phoenix's 4th round in 2013 (previously acquired, Justin Auger) to Los Angeles for Simon Gagne.

**MARCH 12, 2013:** 7th round in 2014 (conditions not met) to Detroit for Kent Huskins; Matthew Ford to Columbus for future considerations.

**APRIL 1, 2013:** Harry Zolnierczyk to Anaheim for Jay Rosehill.

**APRIL 3, 2013:** Michael Leighton and 3rd round in 2015 (later

transferred to Toronto, Martins Dzierkals) to Columbus for Steve Mason.

**JUNE 12, 2013:** Shane Harper and 4th round in 2014 (Devon Toews) to NY Islanders for Mark Streit.

**JULY 1, 2013:** Danny Syvret to NY Rangers for Kris Newbury.

**OCTOBER 21, 2013:** Max Talbot to Colorado for Steve Downie.

**MARCH 4, 2014:** Matt Mangene, 3rd round in 2014 (Ilya Sorokon) and 2nd round in 2015 (later transferred to Boston, Brandon Carlo) to NY Islanders for Andrew MacDonald.

**MARCH 5, 2014:** Andrej Meszaros to Boston for 3rd round in 2014 (Mark Friedman).

**JUNE 23, 2014:** Scott Hartnell to Columbus for R.J. Umberger and 4th round in 2015 (later transferred to Los Angeles, Austin Wagner).

**JULY 2, 2014:** Tye McGinn to San Jose for 3rd round in 2015 (Felix Sandstrom).

**FEBRUARY 15, 2015:** Kimmo Timonen to Chicago for 2nd round in 2015 (later transferred to Toronto, Jeremy Bracco) and 2nd round in 2016 (Wade Allison).

**MARCH 2, 2015:** Braydon Coburn to Tampa Bay for Radko Gudas, 1st round in 2015 (later transferred to Columbus via Toronto, Gabriel Carlsson) and 3rd round in 2015 (Matej Tomek).

**JUNE 26, 2015:** Tampa Bay's 1st round in 2015 (previously acquired; later transferred to Columbus, Gabriel Carlsson) and Chicago's 2nd round in 2015 (previously acquired, Jeremy Bracco) to Toronto for Nashville's 1st round in 2015 (previously acquired, Travis Konecny).

**JUNE 27, 2015:** Nicklas Grossmann and Chris Pronger to Arizona for Sam Gagner and San Jose's 4th round in 2016 (previously acquired; later transferred to NY Islanders, Otto Koivu); Columbus's 4th round in 2015 (previously acquired, Austin Wagner) to Los Angeles for 4th round in 2015 (Mikhail Vorobyev) and 6th round in 2016 (Anthony Salintri).

**JUNE 30, 2015:** Zac Rinaldo to Boston for 3rd round in 2017 (Kirill Ustimenko).

**JANUARY 6, 2016:** Vincent Lecavalier and Luke Schenn to Los Angeles for Jordan Weal and 3rd round in 2016 (Carsen Twarynski).

**JUNE 24, 2016:** 1st round in 2016 (Logan Stanley) and 3rd round in 2016 (Luke Green) to Winnipeg for 1st round in 2016 (previously acquired, German Rubtsov) and 2nd round in 2016 (Pascal Laberge).

**JUNE 25, 2016:** San Jose's 4th round in 2016 to NY Islanders (previously acquired from Arizona, Otto Koivu) for 4th round in 2017 (later transferred to Arizona, Noel Hoefenmayer)

**NOVEMBER 12, 2016:** Petr Straka to New Jersey for 7th round in 2018.

**MARCH 1, 2017:** Mark Streit to Tampa Bay for Valteri Filppula 4th round in 2017 (Maksim Sushko) and Los Angeles's 7th round in 2017 (previously acquired, Wyatt Kalynuk).

**JULY 16, 2017:** Nick Cousins and Merrick Madsen to Arizona for Brendan Warren and 5th round in 2018 (Wyatte Wyllie).

**JUNE 23, 2017:** Brayden Schenn to St. Louis for Jori Lehtera, Washington's 1st round in 2017 (previously acquired, Morgan Frost) and a conditional 1st round in 2018 (Joel Farabee).

**JUNE 24, 2017:** 2nd round in 2017 (Filip Westerlund), 3rd round in 2017 (Nate Schnarr) and NY Islanders' 4th round in 2017 (previously acquired, Noel Hoefenmayer) to Arizona for 2nd round in 2017 (Isaac Ratcliffe).

**JUNE 24, 2017:** 7th round in 2017 (Cayden Primeau) to Montreal for 7th round in 2018 (later transferred back to Montreal, Brett Stapley).



## ALL-TIME FLYERS TRADES

**FEBRUARY 19, 2018:** 4th round in 2018 (Seth Barton) and conditional 3rd round in 2019 (conditions not met) to Detroit for Petr Mrazek.

**MARCH 21, 2018:** Cooper Marody to Edmonton for New Jersey's 3rd round in 2019 (previously acquired; later transferred to Nashville, Alexander Campbell).

**JUNE 23, 2018:** Montreal's 7th round in 2018 (previously acquired, Brett Stapley) to Montreal for 7th round in 2019 (later transferred back to Montreal, Rafael Harvey-Pinard).

**JANUARY 11, 2019:** Jordan Weal to Arizona for 6th round in 2019 (Roddy Ross) and Jacob Graves.

**JANUARY 17, 2019:** Taylor Leier to Buffalo for Justin Bailey.

**FEBRUARY 9, 2019:** Dale Weise and Christian Folin to Montreal for David Schlemko and Byron Froese.

**FEBRUARY 25, 2019:** Wayne Simmonds to Nashville for Ryan Hartman and 4th round in 2020 (later transferred to Anaheim, Thimo Nickl).

**JUNE 3, 2019:** 5th round in 2019 (Harrison Blaisdell) to Winnipeg in exchange for rights to Kevin Hayes.

**JUNE 14, 2019:** Radko Gudas to Washington for Matt Niskanen.

**JUNE 18, 2019:** 2nd round in 2019 (later transferred to Vegas, Kaedan Korczak) and 3rd round in 2020 (later transferred to Tampa Bay, Maxim Groshev) to San Jose for Justin Braun.

**JUNE 22, 2019:** 1st round in 2019 (Victor Soderstrom) to Arizona for 1st round (Cam York) and 2nd round (later transferred to Arizona, Egor Afanasyev) in 2019; 2nd round in 2019 (previously acquired from Arizona, Egor Afanasyev) and 3rd round in 2019 (previously acquired from Edmonton, Alexander Campbell) to Nashville for New Jersey's 2nd round in 2019 (previously acquired, Bobby Brink); 7th round in 2019 (previously acquired from Montreal, Rafael Harvey-Pinard) to Montreal for 7th round in 2020 (later transferred to Nashville, Gunnarwolfe Fontaine).

**JUNE 24, 2019:** Ryan Hartman to Dallas for Tyler Pitlick.

**FEBRUARY 24, 2020:** J.F. Berube to NY Rangers for future considerations; T.J. Brennan to Chicago for Nathan Noel; Kyle Criscuolo and 4th round in 2020 (previously acquired from Nashville, Thimo Nickl) to Anaheim for Derek Grant; 5th round in 2021 to Montreal for Nate Thompson.

**OCTOBER 7, 2020:** 4th round (Eamon Powell) and 5th round (Jaydon Dureau) in 2020 to Tampa Bay for 4th round in 2020 (previously acquired from Detroit, Zayde Wisdom); 7th round (previously acquired from Montreal, Gunnarwolfe Fontaine) and own 7th round (Chase McLane) in 2020 to Nashville for 5th round in 2020 (Elliot Desnoyers).

Special thanks to Peter Anson for his help in updating this information.



# FLYERS HONOR ROLL

## FLYERS BANNER YEARS

1967-68	West Division Champions
1973-74	West Division Champions Stanley Cup Champions
1974-75	Patrick Division Champions Campbell Conference Champions Most Points in NHL Stanley Cup Champions
1975-76	Patrick Division Champions Campbell Conference Champions
1976-77	Patrick Division Champions Campbell Conference Champions
1979-80	Patrick Division Champions Campbell Conference Champions Most Points in NHL
1982-83	Patrick Division Champions
1984-85	Patrick Division Champions Wales Conference Champions Most Points in NHL
1985-86	Patrick Division Champions
1986-87	Patrick Division Champions Wales Conference Champions
1994-95	Atlantic Division Champions
1995-96	Atlantic Division Champions
1996-97	Eastern Conference Champions
1999-00	Atlantic Division Champions
2001-02	Atlantic Division Champions
2003-04	Atlantic Division Champions
2009-10	Eastern Conference Champions
2010-11	Atlantic Division Champions

## FLYERS IN THE MID-SEASON NHL ALL-STAR GAME

1967-68	Leon Rochefort
1968-69	Bernie Parent, Ed Van Impe
1969-70	Bobby Clarke, Bernie Parent
1970-71	Bobby Clarke
1971-72	Bobby Clarke, Simon Nolet
1972-73	Bobby Clarke, Gary Dornhoefer
1973-74	Bobby Clarke, Bernie Parent, Ed Van Impe, Joe Watson
1974-75	Bill Barber, Bobby Clarke, Bernie Parent, Fred Shero (Coach), Ed Van Impe, Jimmy Watson
1975-76	Bill Barber, Andre Dupont, Reggie Leach, *Rick MacLeish, Fred Shero (Coach), Wayne Stephenson, Jimmy Watson
1976-77	Tom Bladon, Bobby Clarke, Gary Dornhoefer, Rick MacLeish, Bernie Parent, Fred Shero (Coach), Jimmy Watson, Joe Watson
1977-78	Bill Barber, Tom Bladon, Bobby Clarke, Bob Dailey, Fred Shero (Coach), Wayne Stephenson, Jimmy Watson
1978-79	** Bill Barber, Bobby Clarke
1979-80	Bill Barber, Norm Barnes, Reggie Leach, Rick MacLeish, Pete Peeters, Brian Propp, Jimmy Watson
1980-81	Bill Barber, Bob Dailey, Paul Holmgren, Pete Peeters, Pat Quinn (Coach), Behn Wilson
1981-82	Bill Barber, Brian Propp
1982-83	Mark Howe, Pelle Lindbergh, Darryl Sittler
1983-84	Tim Kerr, Brian Propp
1984-85	Tim Kerr, Pelle Lindbergh
1985-86	Bob Froese, Mark Howe, Mike Keenan (Coach), Tim Kerr, E.J. McGuire (Assistant Coach), Dave Poulin, Brian Propp

1986-87	*** Ron Hextall, Mark Howe, Tim Kerr, Dave Poulin
1987-88	Ron Hextall, Mark Howe, Mike Keenan (Coach), E.J. McGuire (Assistant Coach), Dave Poulin, Kjell Samuelsson
1988-89	Rick Tocchet
1989-90	Brian Propp, Rick Tocchet
1990-91	Rick Tocchet
1991-92	Rod Brind'Amour
1992-93	Mark Recchi
1993-94	Garry Galley, Eric Lindros, Mark Recchi
1994-95	No game was played
1995-96	Eric Desjardins, John LeClair, Eric Lindros, Craig MacTavish
1996-97	Paul Coffey, Dale Hawerchuk, John LeClair, Eric Lindros
1997-98	John LeClair, Eric Lindros
1998-99	John LeClair, Eric Lindros
1999-00	Eric Desjardins, John LeClair, Eric Lindros, Mark Recchi
2000-01	Roman Cechmanek, Simon Gagne
2001-02	Jeremy Roenick
2002-03	Ken Hitchcock (Assistant Coach), Jeremy Roenick
2003-04	Ken Hitchcock (Assistant Coach), Keith Primeau, Jeremy Roenick
2005-06	No game was played
2006-07	Simon Gagne
2007-08	Mike Richards, Kimmo Timonen
2008-09	Jeff Carter
2010-11	Danny Briere, Claude Giroux, Peter Laviolette (co-coach)
2011-12	Claude Giroux, Scott Hartnell, Kimmo Timonen
2012-13	No game was played
2013-14	No game was played
2014-15	Claude Giroux, Jake Voracek
2015-16	Claude Giroux
2016-17	Wayne Simmonds
2017-18	Claude Giroux
2018-19	Claude Giroux
2019-20	Travis Konecny

\* Alternate for Bobby Clarke

\*\* NHL Challenge Cup

\*\*\* Rendezvous '87



# FLYERS HONOR ROLL

## FLYERS INDUCTED INTO HOCKEY HALL OF FAME

NAME	INDUCTION YEAR	CATEGORY	YEARS WITH FLYERS
Allan Stanley	1981	Player	1968-1969
Bernie Parent	1984	Player	1967-71, 73-79
Bobby Clarke	1987	Player	1969-1990, 1996-present
Ed Snider	1988	Builder	1967-2016
Darryl Sittler	1989	Player	1982-1984
Bill Barber	1990	Player	1972-1984, 2000-2002
Bud Poile	1990	Builder	1967-1969
Keith Allen	1992	Builder	1967-2014
Gene Hart	1997	Foster Hewitt Memorial Award	1967-1995
Dale Hawerchuk	2001	Player	1996-1997
Roger Neilson	2001	Builder	1998-2000
Paul Coffey	2004	Player	1996-1998
Mark Howe	2011	Player	1982-1992
Adam Oates	2012	Player	2002
Fred Shero	2013	Builder	1971-1978
Peter Forsberg	2014	Player	2005-2007
Chris Pronger	2015	Player	2009-2012
Eric Lindros	2016	Player	1992-2000
Pat Quinn	2016	Builder	1979-1983
Mark Recchi	2017	Player	1991-95, 98-04

## FLYERS INDUCTED INTO UNITED STATES HOCKEY HALL OF FAME

2003 - Mark Howe  
 2007 - John Vanbiesbrouck  
 2009 - Tony Amonte  
 2009 - John LeClair  
 2010 - Derian Hatcher  
 2010 - Jeremy Roenick  
 2011 - Mike "Doc" Emrick  
 2011 - Ed Snider

## RETIRED NUMBERS

Bernie Parent - 1  
 Mark Howe - 2  
 Barry Ashbee - 4  
 Bill Barber - 7  
 Bobby Clarke - 16  
 Eric Lindros - 88

## FLYERS MAJOR AWARD WINNERS

ALLEN, Keith	1987-88	Lester Patrick Trophy
BARBER, Bill	2000-01	Jack Adams Award
CECHMANEK, Roman	2002-03	William M. Jennings Trophy
CLARKE, Bobby	1971-72	Bill Masterton Memorial Trophy
	1972-73	Hart Memorial Trophy
		Lester B. Pearson Award
	1974-75	Hart Memorial Trophy
	1975-76	Hart Memorial Trophy
	1979-80	Lester Patrick Trophy
	1982-83	Frank J. Selke Trophy
COUTURIER, Sean	2019-20	Frank J. Selke Trophy
ESCHE, Robert	2002-03	William M. Jennings Trophy
FROESE, Bob	1985-86	William M. Jennings Trophy
HEXTALL, Ron	1986-87	Vezina Trophy
		Conn Smythe Trophy
HOLMGREN, Paul	2014-15	Lester Patrick Trophy
HOWE, Mark	1985-86	Emery Edge Award
JENSEN, Darren	1985-86	William M. Jennings Trophy
KEENAN, Mike	1984-85	Jack Adams Award
KERR, Tim	1988-89	Bill Masterton Memorial Trophy

LAPERIERE, Ian	2010-11	Bill Masterton Memorial Trophy
LEACH, Reggie	1975-76	Conn Smythe Trophy
LeCLAIR, John	1996-97	Bud Ice Plus/Minus Award
	1998-99	Bud Ice Plus/Minus Award
LINDBERGH, Pelle	1984-85	Vezina Trophy
LINDROS, Eric	1994-95	Hart Memorial Trophy
		Lester B. Pearson Award
PARENT, Bernie	1973-74	Vezina Trophy
		Conn Smythe Trophy
	1974-75	Vezina Trophy
		Conn Smythe Trophy
POULIN, Dave	1986-87	Frank J. Selke Trophy
QUINN, Pat	1979-80	Jack Adams Award
SHERO, Fred	1973-74	Jack Adams Award
	1979-80	Lester Patrick Trophy
SIMMONDS, Wayne	2018-19	Mark Messier Leadership Award
SNIDER, Ed	1979-80	Lester Patrick Trophy

## NHL MILESTONE AWARD WINNERS

AMONTE, TONY: - 1,000 GAMES	RECCHI, MARK: - 1,000 POINTS - 600 ASSISTS
BARBER, BILL: - 400 GOALS	- 400 GOALS - 1,000 GAMES
BIRON, MARTIN - 25 SHUTOUTS	RICHARDSON, LUKE: - 1,000 GAMES
BRYZGALOV, ILYA - 25 SHUTOUTS	ROENICK, JEREMY: - 1,000 POINTS - 600 ASSISTS
CLARKE, BOBBY: - 600 ASSISTS - 1,000 POINTS - 1,000 GAMES	- 1,000 GAMES SITTTLER, DARRYL: - 400 GOALS - 1,000 GAMES - 1,000 POINTS - 600 ASSISTS
DESJARDINS, ERIC - 1,000 GAMES	
ELLIOTT, BRIAN - 40 SHUTOUTS	TIMONEN, KIMMO - 1,000 GAMES
FORSBERG, PETER: - 600 ASSISTS	WEINRICH, ERIC: - 1,000 GAMES
HACKETT, JEFF: - 500 GAMES	ZHITNIK, ALEXEI: - 1,000 GAMES
HATCHER, DERIAN: - 1,000 GAMES	
HEXTALL, RON: - 500 GAMES	
HITCHCOCK, KEN: - 750 GAMES COACHED	
LAVIOLETTE, PETER - 750 GAMES COACHED	
LECAVALIER, VINCENT - 400 GOALS	
MacTAVISH, CRAIG: - 1,000 GAMES	
PARENT, BERNIE: - 25 SHUTOUTS - 500 GAMES	



# FLYERS HONOR ROLL

## FLYERS NHL ALL-STARS

Selected at the end of the season by the representatives of the Professional Hockey Writers' Association in each of the NHL cities.

ASHBEE, Barry	1973-74	2nd Team, Defense
BARBER, Bill	1975-76	1st Team, Left Wing
	1978-79	2nd Team, Left Wing
	1980-81	2nd Team, Left Wing
CECHMANEK, Roman	2000-01	2nd Team, Goal
CLARKE, Bobby	1972-73	2nd Team, Center
	1973-74	2nd Team, Center
	1974-75	1st Team, Center
	1975-76	1st Team, Center
DESJARDINS, Eric	1988-99	2nd Team, Defense
	1999-00	2nd Team, Defense
FROESE, Bob	1985-86	2nd Team, Goal
GIROUX, Claude	2017-18	2nd Team, Left Wing
HEXTALL, Ron	1986-87	1st Team, Goal
HOWE, Mark	1982-83	1st Team, Defense
	1985-86	1st Team, Defense
	1986-87	1st Team, Defense
KERR, Tim	1986-87	2nd Team, Right Wing
LEACH, Reggie	1975-76	2nd Team, Right Wing
LeCLAIR, John	1994-95	1st Team, Left Wing
	1995-96	2nd Team, Left Wing
	1996-97	2nd Team, Left Wing
	1997-98	1st Team, Left Wing
	1998-99	2nd Team, Left Wing
LINDBERGH, Pelle	1984-85	1st Team, Goal
LINDROS, Eric	1994-95	1st Team, Center
	1995-96	2nd Team, Center
PARENT, Bernie	1973-74	1st Team, Goal
	1974-75	1st Team, Goal
RECCHI, Mark	1991-92	2nd Team, Right Wing
VORACEK, Jakub	2014-15	1st Team, Right Wing

## 50-GOAL CLUB

1972-73	Rick MacLeish	50
1975-76	Reggie Leach	61
1975-76	Bill Barber	50
1979-80	Reggie Leach	50
1983-84	Tim Kerr	54
1984-85	Tim Kerr	54
1985-86	Tim Kerr	58
1986-87	Tim Kerr	58
1992-93	Mark Recchi	53
1995-96	John LeClair	51
1996-97	John LeClair	50
1997-98	John LeClair	51

## BOBBY CLARKE TROPHY

Awarded annually to the Flyers Most Valuable Player by a selected panel of sportswriters and sportscasters.

1984-85	Pelle Lindbergh	2002-03	Roman Cechmanek
1985-86	Mark Howe	2003-04	Mark Recchi
1986-87	Ron Hextall	2005-06	Simon Gagne
1987-88	Ron Hextall	2006-07	Simon Gagne
1988-89	Ron Hextall	2007-08	Mike Richards
1989-90	Rick Tocchet	2008-09	Mike Richards
1990-91	Pelle Eklund	2009-10	Chris Pronger
1991-92	Rod Brind'Amour	2010-11	Claude Giroux
1992-93	Mark Recchi	2011-12	Claude Giroux
1993-94	Eric Lindros	2012-13	Jakub Voracek
1994-95	Eric Lindros	2013-14	Claude Giroux
1995-96	Eric Lindros	2014-15	Jakub Voracek
1996-97	John LeClair	2015-16	Claude Giroux
1997-98	John LeClair	2016-17	Wayne Simmonds
1998-99	Eric Lindros	2017-18	Claude Giroux
1999-00	Mark Recchi	2018-19	Sean Couturier
2000-01	Roman Cechmanek	2019-20	Sean Couturier
2001-02	Jeremy Roenick		

## FLYERS HALL OF FAME

1988 Mar.	Bobby Clarke, Bernie Parent
1989 Mar.	Keith Allen, Bill Barber, Ed Snider
1990 Mar.	Rick MacLeish, Fred Shero
1991 Mar.	Barry Ashbee (posthumous), Gary Dornhoefer
1992 Feb.	Gene Hart, Reggie Leach
1993 Apr.	Joe Scott, Ed Van Impe
1994 Mar.	Tim Kerr
1996 Feb.	Joe Watson
1999 Mar.	Brian Propp
2001 Mar.	Mark Howe
2004 Mar.	Dave Poulin
2008 Feb.	Ron Hextall
2009 Nov.	Dave Schultz
2014 Nov.	Eric Lindros, John LeClair
2015 Feb.	Eric Desjardins
2015 Nov.	Rod Brind'Amour
2016 Feb.	Jim Watson

## 100-POINT CLUB

1972-73	Bobby Clarke	104
1972-73	Rick MacLeish	100
1974-75	Bobby Clarke	116
1975-76	Bobby Clarke	119
1975-76	Bill Barber	112
1992-93	Mark Recchi	123
1993-94	Mark Recchi	107
1995-96	Eric Lindros	115
2017-18	Claude Giroux	102

## BARRY ASHBEE TROPHY

Awarded annually to the most outstanding Flyers defenseman as selected by a panel of sportswriters and sportscasters.

1974-75	Joe Watson	1997-98	Eric Desjardins
1975-76	Jimmy Watson	1998-99	Eric Desjardins
1976-77	Andre Dupont	1999-00	Eric Desjardins
1977-78	Jimmy Watson	2000-01	Dan McGillis
1978-79	Bob Dailey	2001-02	Kim Johnsson
1979-80	Norm Barnes	2002-03	Eric Desjardins
1980-81	Bob Dailey	2003-04	Kim Johnsson
1981-82	Frank Bathe	2005-06	Joni Pitkanen
1982-83	Mark Howe	2006-07	Derian Hatcher
1983-84	Miroslav Dvorak	2007-08	Kimmo Timonen
1984-85	Brad McCrimmon	2008-09	Kimmo Timonen
1985-86	Mark Howe	2009-10	Chris Pronger
1986-87	Mark Howe	2010-11	Andrej Meszaros
1987-88	Mark Howe	2011-12	Kimmo Timonen
1988-89	Kjell Samuelsson	2012-13	Kimmo Timonen
1989-90	Gord Murphy	2013-14	Kimmo Timonen
1990-91	Kjell Samuelsson	2014-15	Mark Streit
1991-92	Steve Duchesne	2015-16	Shayne Gostisbehere
1992-93	Garry Galley	2016-17	Ivan Provorov
1993-94	Garry Galley	2017-18	Shayne Gostisbehere
1994-95	Eric Desjardins	2018-19	Radko Gudas
1995-96	Eric Desjardins	2019-20	Ivan Provorov
1996-97	Eric Desjardins		



# FLYERS HONOR ROLL

## YANICK DUPRE CLASS GUY MEMORIAL AWARD

The award honors the memory of Yanick Dupre, who died on August 16, 1997 at the age of 24 after a 16-month battle with leukemia. Dupre played parts of three seasons with the Flyers (1991-92, 1994-95 and 1995-96), recording two goals and 16 penalty minutes in 35 games. He was originally drafted by the Flyers in the third round (50th overall) of the 1991 NHL Entry Draft. This award is presented annually to the Flyer who best illustrates character, dignity and respect for the sport both on and off the ice.

1976-77	Gary Dornhoefer	1998-99	Eric Desjardins
1977-78	Joe Watson	1999-00	Keith Jones
1978-79	Bernie Parent	2000-01	Keith Primeau
1979-80	Andre Dupont	2001-02	Jeremy Roenick
1980-81	Bill Barber	2002-03	Robert Esche
1981-82	Bobby Clarke	2003-04	Sami Kapanen
1982-83	Mark Howe	2005-06	Peter Forsberg
1983-84	Dave Poulin	2006-07	Mike Knuble
1984-85	Brad Marsh	2007-08	Martin Biron
1985-86	Murray Craven	2008-09	Danny Briere
1986-87	Glenn "Chico" Resch	2009-10	Ian Laperriere
1987-88	Rick Tocchet	2010-11	Brian Boucher
1988-89	Ron Sutter	2011-12	Jaromir Jagr
1989-90	Craig Berube	2012-13	Scott Hartnell
1990-91	Gord Murphy	2013-14	Jake Voracek
1991-92	Kevin Dineen	2014-15	Mark Streit
1992-93	Mark Recchi	2015-16	Wayne Simmonds
1993-94	Garry Galley	2016-17	Steve Mason
1994-95	Mikael Renberg	2017-18	Sean Couturier
1995-96	Ron Hextall	2018-19	Andrew MacDonald
1996-97	Shjon Podein	2019-20	Scott Laughton
1997-98	Trent Klatt		

## PELLE LINDBERGH MEMORIAL TROPHY

Awarded annually to the Flyer who has most improved from the previous season, as voted by his teammates.

1993-94	Mikael Renberg	2007-08	Brayden Coburn
1994-95	John LeClair		and Riley Cote
1995-96	Shjon Podein	2008-09	Darroll Powe
1996-97	Trent Klatt	2009-10	Matt Carle
1997-98	Colin Forbes	2010-11	Andreas Nodl
1998-99	Daymond Langkow	2011-12	Scott Hartnell
1999-00	Luke Richardson	2012-13	Jakub Voracek
2000-01	Simon Gagne and Dan McGillis	2013-14	Michael Raffl
2001-02	Justin Williams	2014-15	Chris VandeVelde
2002-03	Donald Brashear	2015-16	Brayden Schenn
2003-04	Robert Esche	2016-17	Radko Gudas
2005-06	Joni Pitkanen	2017-18	Sean Couturier
2006-07	Ben Eager	2018-19	Travis Sanheim
		2019-20	Scott Laughton

## TOYOTA CUP

Awarded annually to the Flyer who accumulated the most points associated with being selected as a "Star of the Game". Five points were awarded for being selected First Star, three points were awarded for a Second Star performance and one point was awarded for a Third Star selection. The Tri-State Toyota Dealers make a donation in the name of the winner to the player's favorite charity.

2000-01	Roman Cechmanek	2013-14	Claude Giroux
2001-02	Simon Gagne	2014-15	Claude Giroux
2002-03	Keith Primeau	2015-16	Claude Giroux
2003-04	Mark Recchi	2016-17	Wayne Simmonds
2005-06	Simon Gagne	2017-18	Claude Giroux
2006-07	Simon Gagne	2018-19	Carter Hart
2007-08	Martin Biron	2019-20	Travis Konecny
2008-09	Jeff Carter		
2009-10	Mike Richards		
2010-11	Danny Briere		
2011-12	Claude Giroux		
2012-13	Claude Giroux		

## GENE HART MEMORIAL AWARD

Awarded annually to the Flyer who plays with the most "heart" has as voted by Philadelphia Flyers Fan Club Board of Directors at their monthly meetings. The award honors the memory of longtime Flyers broadcaster Gene Hart. For 28 years, Flyers broadcaster Gene Hart called the organization's most thrilling moments, and in the process, helped spawn generations of devoted fans. Hart's contributions to the sport were recognized with his induction into the Flyers Hall of Fame in 1992 and the Hockey Hall of Fame in 1997.

2006-07	Sami Kapanen
2007-08	Mike Richards
2008-09	Scott Hartnell
2009-10	Ian Laperriere
2010-11	Claude Giroux
2011-12	Wayne Simmonds
2012-13	Zac Rinaldo
2013-14	Steve Mason
2014-15	Jakub Voracek
2015-16	Shayne Gostisbehere
2016-17	Pierre-Edouard Bellemare
2017-18	Sean Couturier
2018-19	Sean Couturier
2019-20	Kevin Hayes

## BARRY ASHBEЕ AWARD

Was presented by the Philadelphia Flyers to the Hershey Bears player who best exemplifies the qualities of the late Flyers defenseman, Barry Ashbee: perseverance, sportsmanship and dedication to hockey. From 1996-97 to 2008-09, this award was presented by the Flyers to the Philadelphia Phantoms best defenseman.

1988	Al Hill	1999	Mark Eaton
1989	Don Nachbaur	2000	Jeff Tory
1990	Mike Stothers	2001	Brad Tiley
1991	Tim Tookey	2002	John Slaney
1992	Dave Fenyves	2003	Brad Tiley
1993	Chris Jensen	2004	John Slaney
1994	Mitch Lamoureux	2005	Dennis Seidenberg
1995	Mike McHugh	2006	John Slaney
1996	Clayton Norris	2007	John Slaney
1997	John Stevens	2008	Denis Gauthier
1998	Jamie Heward	2009	Danny Syvret





# ALL-TIME FLYERS HISTORIC MOMENTS

**FEBRUARY 8, 1966:** The National Hockey League Board of Governors votes to admit six cities to the league to begin play in 1967-68 - Oakland, Los Angeles, Minnesota, Philadelphia, Pittsburgh and St. Louis. The original ownership group is comprised of Bill Putnam, Jerry Wolman, Ed Snider, and Jerry Schiff.

**MAY 31, 1966:** Bud Poile is named the team's first general manager.

**JUNE 1, 1966:** A formal groundbreaking ceremony is held for the Flyers' new arena at Broad & Pattison Streets in South Philadelphia.

**JUNE 6, 1966:** Keith Allen is named the team's first head coach.

**AUGUST 3, 1966:** The new franchise adopts the nickname "Flyers" at the conclusion of a name-the-team contest. 9-year-old Alec Stockard receives a color TV as the winner of the contest.

**MAY 3, 1967:** The rapidly-rising home of the Flyers is named The Spectrum.

**JUNE 5, 1967:** The NHL formally admit to the league the Philadelphia Flyers, California Seals, Los Angeles Kings, Minnesota North Stars, Pittsburgh Penguins, and St. Louis Blues.

**JUNE 6, 1967:** The Flyers select 20 players in the National Hockey League Expansion Draft. 22-year-old goaltender Bernard Parent of the Boston Bruins is selected with the team's first pick.

**AUGUST 26, 1967:** Ed Snider becomes the majority owner of the Flyers and assumes the title of Chairman. Joe Scott purchases a minority stake in the club, while Jerry Wolman and Jerry Schiff depart the ownership group.

**OCTOBER 11, 1967:** The Flyers meet the California Seals at Oakland in their first game ever, dropping a 5-1 decision. Earlier in the day, Lou Angotti is named the team's first captain.

**OCTOBER 18, 1967:** The Flyers win their first game ever, 2-1, at St. Louis.

**OCTOBER 19, 1967:** Flyers play their first game ever at the Spectrum, defeating the Pittsburgh Penguins, 1-0, on a goal by Bill Sutherland. Goaltender Doug Favell recorded the shutout.

**NOVEMBER 4, 1967:** Leon Rochefort records the Flyers' first ever hat trick, leading Philadelphia to a 4-1 win at Montreal.

**JANUARY 16, 1968:** Leon Rochefort becomes the first Flyer to participate in a mid-season NHL All-Star Game.

**MARCH 1, 1968:** Roof of the Spectrum blows off, forcing the Flyers to play the final month of the season "on the road."

**MARCH 30, 1968:** The Flyers win West Division Championship with a record of 31-32-11 in their first year of existence.

**APRIL 4, 1968:** Flyers play their first ever playoff game, dropping a 1-0 decision to the St. Louis Blues at the Spectrum.

**NOVEMBER 7, 1968:** Red Berenson scores six goals as the visiting St. Louis Blues defeat the Flyers, 8-0, at the Spectrum.

**JANUARY 30, 1969:** The Flyers suffer worst defeat ever, a 12-0 loss to the Chicago Blackhawks at the Spectrum.

**MAY 19, 1969:** Vic Stasiuk named head coach; Keith Allen named assistant general manager.

**JUNE 12, 1969:** The Flyers draft Bobby Clarke from the Flin Flon Bombers in the 2nd round (17th overall) of the 1969 NHL Amateur Draft.

**OCTOBER 11, 1969:** Bobby Clarke plays in his first NHL game.

**DECEMBER 18, 1969:** Bud Poile dismissed as general manager and replaced by Keith Allen.

**APRIL 4, 1970:** Needing a win or a tie in any of their final six games of the season to make the playoffs, the Flyers lost their 6th consecutive game, 1-0, on a goal by Minnesota's Barry Gibbs on a dump-in play from his own blue line at 7:48 of the third period. Flyers goaltender Bernie Parent lost sight

of the puck in the afternoon sun shining through one of the Spectrum's exits.

**JUNE, 1970:** Bill Putnam sells his 25-percent stake in the team to F. Eugene Dixon.

**JANUARY 31, 1971:** Flyers trade goaltender Bernie Parent to Toronto along with their 2nd choice in the 1971 NHL Draft for Bruce Gamble, Mike Walton and Toronto's 1st choice (Pierre Plante) in 1971 draft. In addition, the Flyers trade Mike Walton to the Boston Bruins in exchange for Rick MacLeish and Danny Schock.

**MAY 27, 1971:** Vic Stasiuk fired as head coach.

**JUNE 2, 1971:** Fred Shero is named the third head coach in team history.

**SEPTEMBER 1, 1971:** A federal court approves a plan from Ed Snider and Earl Foreman to purchase the Spectrum out of bankruptcy.

**OCTOBER 28, 1971:** Flyers record their 100th regular season win, 3-2, over the Vancouver Canucks at the Spectrum.

**FEBRUARY 8, 1972:** Goaltender Bruce Gamble suffers what later was diagnosed as a heart attack in the first period of the Flyers game at Vancouver. He continued to play and recorded a 3-1 win.

**APRIL 1, 1972:** Flyers honor retiring goaltender Bruce Gamble at the Spectrum.

**APRIL 2, 1972:** At Buffalo, the Sabres' Gerry Meehan scores the game-winning goal with four seconds to play in the final game of the regular season to eliminate the Flyers from the playoffs. The Flyers needed a win or a tie to earn a playoff berth.

**JUNE 7, 1972:** Bobby Clarke receives the Bill Masterton Memorial Trophy for perseverance, dedication and sportsmanship, becoming the first Flyer to receive an individual NHL award.

**JANUARY 17, 1973:** Bobby Clarke is named the team's third captain, becoming the youngest captain in NHL history (at age 23).

**MARCH 29, 1973:** Bobby Clarke becomes the first Flyer, and 9th player in NHL history, to record 100 points in a season with a third-period goal in the Flyers' 4-2 win over the Atlanta Flames at the Spectrum.

**APRIL 1, 1973:** Rick MacLeish becomes the first Flyer, and 8th player in NHL history, to record 50 goals in one season in a 5-4 loss at Pittsburgh. The goal also was MacLeish's 100th point of the season.

**APRIL 10, 1973:** Gary Dornhoefer scores the game-winning goal at 8:35 of the first overtime period to give the Flyers a 3-2 win over the visiting Minnesota North Stars, and a 3-2 edge in their best of seven Quarterfinal series. Flyers go on to win series in six games - their first ever playoff series victory.

**MAY 15, 1973:** Flyers acquire Bernie Parent's NHL rights and Toronto Maple Leafs' 2nd round draft choice (Larry Goodenough) in 1973 in exchange for Doug Favell and Flyers' first round draft choice (Bob Neely) in 1973.

**JUNE, 1973:** Bobby Clarke receives the Hart Trophy as the NHL's Most Valuable Player, and the Lester B. Pearson Award.

**OCTOBER 11, 1973:** Kate Smith appears live at the Spectrum for the first time to perform "God Bless America." Flyers win 1973-74 season opener, 2-0, over Doug Favell and the Toronto Maple Leafs.

**MARCH 7, 1974:** Bill Clement attempts Flyers' first-ever penalty shot, which was stopped by Detroit's Jim Rutherford.

**MARCH 12, 1974:** Flyers record their 200th all-time regular season win, 2-1, at Long Island vs. the Islanders.

**MAY 9, 1974:** Bobby Clarke scores the game-winning goal in Game 2 of the 1974 Stanley Cup Finals at Bruins at 12:01 of the



# ALL-TIME FLYERS HISTORIC MOMENTS

first overtime period. The 3-2 victory evened the Final series at 1-1, and was the Flyers' first victory in Boston since November 12, 1967 (0-16-2).

**MAY 19, 1974:** Flyers become first expansion team to win the Stanley Cup, defeating the Boston Bruins, 1-0, in Game 6 of the Finals on a goal by Rick MacLeish at the Spectrum. Kate Smith performs "God Bless America" in person at the Spectrum. Goaltender Bernie Parent wins the Conn Smythe Trophy as playoff MVP.

**MAY 24, 1974:** Flyers obtain Reggie Leach from the California Seals in exchange for Larry Wright, Al MacAdam and the Flyers' first round pick in 1974.

**JUNE, 1974:** Bernie Parent receives Vezina Trophy as NHL's top goaltender (shared with Tony Esposito), and Fred Shero receives Jack Adams Trophy as NHL Coach of the Year.

**JUNE 4, 1974:** Flyers defenseman Barry Ashbee, who was forced to leave Game Four after being struck in the eye by a puck in the Flyers' seven-game semi-final series win over the New York Rangers in April of 1974, at the Spectrum, retires.

**APRIL 3, 1975:** Flyers honor defenseman Barry Ashbee and retire his Jersey No. 4.

**MAY 13, 1975:** Flyers defeat the New York Islanders, 4-1, in Game 7 of the Semifinals to advance to the Stanley Cup Finals for the second straight season. Kate Smith performs "God Bless America" in person at the Spectrum.

**MAY 27, 1975:** Flyers defeat the Buffalo Sabres, 2-0, in Game 6 of the Stanley Cup Finals at Buffalo to win their second consecutive Stanley Cup Championship. Goaltender Bernie Parent again wins the Conn Smythe Trophy as the playoff MVP, becoming the first player in NHL history to win the award in consecutive seasons.

**JUNE 18, 1975:** Bobby Clarke receives his second Hart Trophy as NHL MVP, and Bernie Parent is awarded Vezina Trophy for allowing the fewest number of goals.

**FEBRUARY 9, 1976:** Ed Snider creates a new corporation called Spectacor to oversee the operation of the Spectrum, the Flyers, and other businesses.

**JANUARY 11, 1976:** Flyers become the first NHL team to defeat the visiting Soviet Army team from the USSR, 4-1, at the Spectrum. Joe Watson scores a shorthanded goal in the contest.

**FEBRUARY 29, 1976:** Flyers record their 300th all-time regular season victory, defeating the California Seals, 6-1, at the Spectrum.

**APRIL 1, 1976:** Reggie Leach records his 60th goal of the season, becoming only the 2nd player in NHL history to reach that plateau (Phil Esposito was the other), in the Flyers' 11-2 victory over the Washington Capitals at the Spectrum.

**APRIL 3, 1976:** Bobby Clarke establishes a team record for points in a season, 119, with an assist on Bill Barber's 50th goal. Barber's goal gave the "LCB" line an NHL record total of 141 goals.

**MAY 6, 1976:** Reggie Leach scores 5 goals in the Flyers' 6-3 win over the Boston Bruins in Game 5 of the 1975-76 Semifinals at the Spectrum.

**MAY 16, 1976:** Visiting Montreal Canadiens defeat the Flyers in Game 4 of the Stanley Cup Finals, 5-3, to win the Stanley Cup at the Spectrum. Reggie Leach wins Conn Smythe Trophy as playoff MVP.

**MAY, 1976:** Reggie Leach scores 19 playoff goals in 16 games giving him 80 goals (61 in regular season) on the season – becoming the first player in NHL history ever to reach that plateau.

**JUNE 7, 1976:** Bobby Clarke receives Hart Trophy as NHL MVP for the third time in four seasons, becoming only the fifth three-time winner in NHL history.

**JULY 15, 1976:** Spectacor announces the creation of PRISM, a pay-television channel formed to carry Flyers and other Philadelphia sporting events as well as movies. It is the first of nearly two dozen businesses that will be formed under the Spectacor umbrella over the next two decades.

**FEBRUARY 1, 1977:** Flyers' wives sponsor first Fight For Lives Carnival.

**FEBRUARY 14, 1977:** Al Hill sets NHL record for points by a player in his first NHL game (5) with two goals and three assists in the Flyers' 6-4 victory over the St. Louis Blues at the Spectrum.

**MAY 12, 1977:** Former Flyers defenseman Barry Ashbee passes away after bout with leukemia.

**DECEMBER 11, 1977:** Flyers defenseman Tom Bladen sets NHL record for points by a defenseman (8) in one game with four goals and four assists in the Flyers' 11-1 victory over the Cleveland Barons at the Spectrum.

**MARCH 23, 1978:** Flyers record 400th all-time regular season victory, defeating the Toronto Maple Leafs, 4-1, at the Spectrum.

**APRIL 9, 1978:** Flyers honor retiring forward Gary Dornhoefer at the Spectrum.

**MAY 22, 1978:** Fred Shero resigns as head coach.

**JULY 6, 1978:** Bob McCammon named the fourth head coach in team history.

**JANUARY 31, 1979:** Bob McCammon is fired as head coach and replaced by Pat Quinn. It is the team's first mid-season coaching change in its 12-year history.

**OCTOBER 11, 1979:** Flyers honor retiring goaltender Bernie Parent, who was forced to retire after being inadvertently struck in the eye with a stick on February 17, 1979 vs. the NY Rangers at the Spectrum. In 486 career games with the Flyers, Parent was 232-141-103 with a 2.42 GAA and 50 shutouts. Jersey No. 1 retired.

**OCTOBER 14, 1979:** Flyers defeat Toronto Maple Leafs, 4-3, at the Spectrum in the first game of a historic 35-game undefeated streak.

**DECEMBER 22, 1979:** Flyers defeat Bruins, 5-2, at Boston to set a new NHL record of 29 consecutive games without a loss.

**JANUARY 6, 1980:** Flyers defeat Sabres, 4-2, at Buffalo for 35th consecutive game without a loss – the longest such streak in professional sports history (The streak ends on January 7 as the Flyers lost at Minnesota, 7-1).

**MARCH 3, 1980:** Flyers honor retired defenseman Joe Watson at the Spectrum.

**MARCH 10, 1980:** Bobby Clarke and Ed Snider receive Lester Patrick Award for outstanding service to hockey in the United States.

**APRIL 3, 1980:** Reggie Leach's three goals in a 4-2 victory over Washington give him 50 for the season, making him the first Flyer to reach that plateau in two different years.

**MAY 24, 1980:** New York Islanders defeat Flyers, 5-4 in overtime, to capture Stanley Cup championship at Long Island.

**JUNE, 1980:** Pat Quinn receives Jack Adams Award as NHL Coach of the Year.

**SEPTEMBER 3, 1980:** Bob Butera is named president of the Flyers.

**NOVEMBER 2, 1980:** Flyers record 500th all-time regular season victory, defeating the Boston Bruins, 4-2, at the Spectrum. At the time, no other expansion team had won as many as 400 games.

**MARCH 19, 1981:** Bobby Clarke records his 1,000th NHL point, becoming the 15th player in NHL history to reach that plateau, with a third-period goal in the Flyers' 5-3 win over the Bruins at the Spectrum.



# ALL-TIME FLYERS HISTORIC MOMENTS

**JANUARY 14, 1982:** Flyers play host to 10,000,000th all-time fan in defeating the Edmonton Oilers, 8-2, at the Spectrum.

**MARCH 19, 1982:** Pat Quinn is dismissed as head coach and is replaced by Bob McCammon.

**AUGUST 19, 1982:** Flyers obtain Mark Howe and a third round pick in 1983 (Derrick Smith) from Hartford in exchange for Ken Linseman, Greg Adams and the Flyers' first and third round picks in 1982.

**OCTOBER 23, 1982:** Bobby Clarke plays in his 1,000th NHL game, a 4-2 loss to the Penguins at Pittsburgh.

**JANUARY 20, 1983:** Flyers record their 600th all-time regular season victory, 5-2, over the Calgary Flames at the Spectrum.

**APRIL 14, 1983:** Bob Butera resigns as Flyers president and is replaced by Jay Snider, who at age 26 becomes the youngest person to hold such a position in the history of professional sports.

**MAY 27, 1983:** Bob McCammon is named the third general manager of the Flyers, while retaining head coaching duties. Keith Allen is named Executive Vice President.

**JUNE 7, 1983:** Bobby Clarke receives Frank J. Selke Trophy as NHL's top defensive forward.

**OCTOBER 9, 1983:** Bill Barber records his 400th NHL goal, becoming the 19th player in NHL history to reach that plateau, in the Flyers' 7-1 victory over the Pittsburgh Penguins at the Spectrum.

**MARCH 22, 1984:** Flyers set club record with 13 goals in one game in 13-4 victory over the Pittsburgh Penguins at the Spectrum.

**APRIL 7, 1984:** Bobby Clarke plays in his last NHL game (playoff contest) vs. the Washington Capitals.

**APRIL 25, 1984:** Bob McCammon resigns as head coach and general manager.

**MAY 15, 1984:** Bobby Clarke announces his retirement from hockey and is named vice president and general manager, becoming the fourth GM in team history.

**MAY 24, 1984:** Mike Keenan is named the sixth head coach in team history.

**SEPTEMBER 25, 1984:** Bernie Parent inducted into Hockey Hall of Fame, becoming first member of Flyers organization to be so honored.

**OCTOBER 18, 1984:** Flyers tie club record with 13 goals in one game in 13-2 victory over the Vancouver Canucks at the Spectrum.

**NOVEMBER 15, 1984:** Flyers honor retiring center Bobby Clarke at the Spectrum. Clarke finished his 15-year NHL career as the Flyers' all-time leading scorer with 358 goals and 852 assists for 1210 points in 1144 games. Jersey No. 16 retired.

**FEBRUARY 24, 1985:** Flyers record 700th all-time regular season win, a 4-1 victory over the Calgary Flames at the Spectrum.

**MARCH 5, 1985:** Dave Poulin's overtime goal gives the Flyers a 5-4 win over the NY Islanders and starts an 11-game winning streak as part of the Flyers' 16-1-0 stretch run.

**MARCH 16, 1985:** Ron Sutter records the 5,000th all-time goal in Flyers history in the first period of the Flyers' 6-1 victory over the Maple Leafs at Toronto.

**APRIL 4, 1985:** Goaltender Pelle Lindbergh is named the first recipient of the Bobby Clarke Trophy as the Flyers' MVP.

**APRIL 13, 1985:** Tim Kerr sets NHL playoff marks of most goals in one period (4) and fastest four goals by one player (8:16) in second period of Flyers' 6-5 Division Semifinal victory over the Rangers in New York.

**MAY 16, 1985:** Dave Poulin scores while Flyers are two men short to boost Philadelphia to a 3-0 victory over Quebec,

clinching Wales Conference Championship series in six games. It is the Flyers' fifth conference title in the eleven years the NHL has been structured by conferences.

**MAY 30, 1985:** Edmonton Oilers defeat Flyers, 8-3, in Game 5 of the Final series to capture their second consecutive Stanley Cup Championship.

**JUNE 12, 1985:** Pelle Lindbergh wins Vezina Trophy as top goaltender in NHL and Mike Keenan garners Jack Adams Award as NHL Coach of the Year.

**AUGUST 22, 1985:** Bill Barber announces his retirement after 12 NHL seasons, all as a Flyer.

**NOVEMBER 14, 1985:** Flyers honor the memory of Pelle Lindbergh who was fatally injured in an automobile accident on November 10, 1985.

**NOVEMBER 17, 1985:** Flyers win club record 13th consecutive game, 5-4, over the Islanders at the Spectrum on an overtime goal by Murray Craven. The 13 consecutive wins match the fourth-longest streak in NHL history.

**MARCH 6, 1986:** Flyers honor retiring left wing Bill Barber at the Spectrum. Barber retires as the Flyers' all-time leading goal scorer, and second-leading point scorer with 420 goals and 463 assists for 883 points in 903 games.

**APRIL 6, 1986:** Tim Kerr sets a new NHL record with his 34th power play goal of the season, as the Flyers beat the Capitals, 5-3.

**APRIL 6, 1986:** Flyers defeat Washington Capitals, 5-3, to win division title for third time in four seasons and ninth time in the club's 19-year history. The win also enables the Flyers to tie the club record of 53 wins in a season, set in 1984-85.

**MAY 21, 1986:** Bob Froese and Darren Jensen share Jennings Trophy as the goaltenders for the team with the lowest goals-against average during the regular season, and Mark Howe receives the Emery Edge Award as the player with the top plus/minus rating in the NHL.

**OCTOBER 9, 1986:** Rookie goaltender Ron Hextall makes his NHL debut vs. the Edmonton Oilers, winning 2-1.

**JANUARY 15, 1987:** The Flyers defeat the Montreal Canadiens, 6-3, at the Spectrum to record the 800th victory in franchise history.

**JANUARY 21, 1987:** Mark Howe records his 1000th point as a professional hockey player.

**MARCH 16, 1987:** The Flyers clinch their third consecutive Patrick Division Championship. It is the Flyers' eighth division title in the 13 years since the four division alignment was established.

**MARCH 17, 1987:** Tim Kerr records a Flyers-record fourth consecutive 50-goal season.

**MAY 14, 1987:** The Flyers defeat the Montreal Canadiens, 4-3, at the Forum to capture their second Prince of Wales Conference Championship in three years.

**MAY 28, 1987:** J.J. Daigneault scores at 14:28 of the third period to give the Flyers a 3-2 victory over the Edmonton Oilers in Game 6 of the Stanley Cup Finals. All three of the Flyers victories in the round have come after the Oilers have taken a 2-0 lead in each game. Brian Propp's crucial third-period power play goal gives him 28 points for the playoff year, a new Flyers record.

**MAY 31, 1987:** The Edmonton Oilers defeat the Flyers, 3-1, in Game 7 of the Finals to win the Stanley Cup. It is the first Final-series seventh game since 1971. Ron Hextall is awarded the Conn Smythe Trophy as playoff MVP. Hextall also establishes a new NHL record for minutes played in a playoff year with 1540. Pelle Eklund's first period assist gave him 20 on the playoff year, a new Flyers record.



# ALL-TIME FLYERS HISTORIC MOMENTS

**JUNE 10, 1987:** Ron Hextall wins the Vezina Trophy as the league's best goaltender and is named an NHL First Team All-Star and to the NHL All-Rookie Team. Dave Poulin is awarded the Frank J. Selke Trophy as the league's best defensive forward, and Mark Howe is named an NHL First-Team All-Star.

**JUNE 15, 1987:** Bobby Clarke is inducted into the Hockey Hall of Fame.

**DECEMBER 8, 1987:** Ron Hextall becomes the first NHL goalie to score a goal by shooting the puck into the opposing net as the Flyers defeat Boston, 5-2, at the Spectrum.

**FEBRUARY 8, 1988:** Keith Allen is awarded the Lester Patrick Trophy.

**MARCH 22, 1988:** Bob Clarke and Bernie Parent are made charter inductees of the Flyers' Hall of Fame.

**APRIL 10, 1988:** Murray Craven's OT goal caps a dramatic 5-4 Flyers victory over the Capitals in Game 4 of the Patrick Division Semifinals. The Flyers overcame a 4-1 deficit with under ten minutes to play in the third period.

**MAY 11, 1988:** Mike Keenan is dismissed as head coach.

**JUNE 1, 1988:** Paul Holmgren is named the team's seventh head coach, becoming the first former Flyers player to hold the job.

**SEPTEMBER 7, 1988:** Ed Snider is inducted into the Hockey Hall of Fame.

**NOVEMBER 24, 1989:** The Flyers defeat the Edmonton Oilers, 5-1, at the Spectrum to record the 900th win in franchise history.

**MARCH 16, 1989:** Bill Barber, Keith Allen and Ed Snider are inducted into the Flyers' Hall of Fame.

**APRIL 2, 1989:** Rick Tocchet records his 45th goal of the season, becoming one of only eight Flyers to join the 40-goal club.

**APRIL 11, 1989:** Ron Hextall scores his second career goal and becomes the first goalie to record a playoff goal, as the Flyers defeat Washington, 8-5, at the Capital Centre.

**APRIL 29, 1989:** Ken Wregget, starting in place of the injured Ron Hextall, leads the Flyers to a 4-1 victory over the Pittsburgh Penguins in Game 7 of the Patrick Division Finals. It is the Flyers' tenth trip to the Semifinals in 17 years.

**JUNE 16, 1989:** Tim Kerr is awarded the Bill Masterton Memorial Trophy.

**MARCH 22, 1990:** Fred Shero and Rick MacLeish are inducted into the Flyers' Hall of Fame.

**APRIL 16, 1990:** Bob Clarke is fired as general manager after 21 years with the franchise.

**JUNE 6, 1990:** Russ Farwell is named the fifth general manager in team history.

**JUNE 16, 1990:** The Flyers make Mike Ricci their first selection (4th overall) in the NHL Entry Draft. It is the Flyers' highest selection since Ron Sutter was taken with the same pick in 1982.

**SEPTEMBER 24, 1990:** Bill Barber is inducted into the Hockey Hall of Fame.

**OCTOBER 11, 1990:** Bill Barber's jersey number 7 is retired by the Flyers.

**MARCH 21, 1991:** Gary Dornhoefer and, posthumously, Barry Ashbee are inducted into the Flyers' Hall of Fame.

**OCTOBER 4, 1991:** The Flyers open their 25th anniversary season against the Capitals in Washington.

**DECEMBER 4, 1991:** Paul Holmgren is dismissed as head coach and replaced by Bill Dineen.

**JANUARY 17-18, 1992:** The Flyers and the City of Philadelphia host the NHL All-Star Weekend. Friday night featured the NHL Heroes of Hockey Game and the NHL All-Star Skills

Competition. On Saturday, the Campbell Conference defeated the Wales Conference by the score of 10-6 in the 43rd NHL All-Star Game. Center Rod Brind'Amour was the Flyers' lone representative on the Wales Conference squad.

**FEBRUARY 13, 1992:** Gene Hart and Reggie Leach are inducted into the Flyers' Hall of Fame.

**APRIL 1, 1992:** The NHL Players Association goes on strike for the first time in league's 75-year history.

**APRIL 10, 1992:** The NHL players and owners reach a settlement, ending the 10-day players strike.

**JUNE 10, 1992:** Bob Clarke rejoins the Flyers as Senior Vice President.

**JUNE 30, 1992:** The Flyers are awarded the rights to 19-year-old Eric Lindros by arbitrator Larry Bertuzzi. In one of the most publicized trades in hockey history, the Flyers sent goaltender Ron Hextall, defensemen Steve Duchesne and Kerry Huffman, centers Mike Ricci and Peter Forsberg, left wing Chris Simon, No. 1 draft picks in 1993 and 1994 and \$15 million to the Quebec Nordiques in return for Eric Lindros.

**JULY 15, 1992:** The Flyers complete the biggest transaction in team history by signing center Eric Lindros to an unprecedented six-year contract.

**SEPTEMBER 21, 1992:** Keith Allen becomes the fifth member of the Flyers organization inducted into the Hockey Hall of Fame, joining Bernie Parent, Bobby Clarke, Ed Snider and Bill Barber.

**JANUARY 9, 1993:** The Flyers record the 1,000th win in team history vs. the NY Rangers.

**MARCH 7, 1993:** Right wing Mark Recchi records his 100th point of the season at the New Jersey Devils, becoming the fourth player in Flyers history to record 100 or more points in a season.

**MARCH 13, 1993:** The Flyers vs. Los Angeles Kings game held at the Spectrum is postponed, following the first period, due to severe weather and blizzard conditions which caused a pane of glass on the Spectrum concourse to break. The game was replayed, in its entirety, on April 1, 1993.

**MARCH 14, 1993:** The Flyers at Whalers game in Hartford is postponed due to severe weather. The game was played, in its entirety, on April 16, 1993 at the Hartford Civic Center.

**MARCH 24, 1993:** Center Eric Lindros scores his 35th goal of the season at the New York Rangers, passing Brian Propp (34), to break the team record for most goals in a season by a rookie. Lindros finished the season with 41 goals.

**APRIL 1, 1993:** Right wing Mark Recchi scores his 50th goal of the season vs. the Los Angeles Kings, becoming the fifth player in Flyers history to score 50 or more goals in a season.

**APRIL 8, 1993:** Joe Scott and Ed Van Impe are inducted into the Flyers' Hall of Fame.

**APRIL 12, 1993:** Mark Recchi collects an assist vs. the New York Rangers, breaking Bobby Clarke's team record for most points (119 in 1975-76). Recchi finished the season with 123 points.

**MAY 24, 1993:** Terry Simpson is introduced as the ninth head coach in team history.

**OCTOBER 21, 1993:** The scheduled Flyers vs. NY Islanders game is moved to October 22 to avoid a conflict with Game Five of the 1993 World Series.

**MARCH 1, 1994:** Jay Snider resigns as president of the Flyers.

**MARCH 8, 1994:** Tim Kerr is inducted into the Flyers' Hall of Fame.

**MARCH 31, 1994:** Mikael Renberg scores a goal vs. Calgary, breaking Dave Poulin's team record for points in a season by a rookie (76 in 1983-84). Renberg finishes the season with 82 points.



# ALL-TIME FLYERS HISTORIC MOMENTS

**APRIL 12, 1994:** Mikael Renberg is named the first recipient of the Pelle Lindbergh Memorial Trophy as the Flyers' most improved player, as voted by his teammates.

**MAY 20, 1994:** Terry Simpson is fired as head coach.

**JUNE 15, 1994:** Bob Clarke is named team president and general manager, replacing Russ Farwell.

**JUNE 23, 1994:** Terry Murray is named the 10th head coach in team history.

**SEPTEMBER 6, 1994:** Eric Lindros is named the eleventh team captain in club history. At 21 years old, Lindros became the youngest captain in Flyers history.

**SEPTEMBER 30, 1994:** NHL Commissioner Gary Bettman announced the postponement of the start of the 1994-95 regular season due to a failure to come to terms on a new Collective Bargaining Agreement between the League and the NHL Players' Association.

**JANUARY 13, 1995:** NHL Commissioner Gary Bettman and NHL Players' Association Executive Director Bob Goodenow announced a new Collective Bargaining Agreement. A 48-game season began on January 20.

**MAY 7, 1995:** Flyers defeat Buffalo, 4-3, in overtime in Game One of Eastern Conference Quarterfinals. The win was the Flyers' first playoff victory since a 2-1 overtime victory at Montreal in Game Five of Wales Conference Finals on May 9, 1989.

**JULY 6, 1995:** Eric Lindros is named the winner of the 1994-95 Hart Memorial Trophy as the NHL's MVP. Lindros becomes the second Flyer to capture the award (Bob Clarke in 1972-73, 1974-75 and 1975-76). Lindros and John LeClair were named to the NHL First All-Star Team.

**DECEMBER 18, 1995:** The Flyers acquire an expansion franchise in the American Hockey League to commence operations with the start of the 1996-97 season. The Philadelphia Phantoms replaced the Hershey Bears as the Flyers' top minor league affiliate.

**FEBRUARY 22, 1996:** Joe Watson is inducted into the Flyers' Hall of Fame.

**MARCH 19, 1996:** Ed Snider, Pat Croce and Comcast Corporation announce the formation of the Comcast Spectacor Venture that will create a super-regional sports partnership for the Delaware Valley. The venture will own and operate the Philadelphia 76ers basketball team, the Philadelphia Flyers hockey team, the CoreStates Spectrum and the new CoreStates Center. The transaction was finalized on July 17, 1996.

**MARCH 25, 1996:** Ron Hextall stops all 21 Hartford shots to record his second consecutive shutout. He was the first Flyers goaltender to record shutouts in consecutive regular season games since Bernie Parent on October 11 and 13, 1973. Eric Lindros registers a goal and two assists in the game to break the 100-point plateau for the first time in his career. Lindros is the fifth Flyer to eclipse the 100-point barrier.

**APRIL 10, 1996:** John LeClair records his 50th goal of the season at New Jersey, becoming the sixth player in the Flyers history to score 50 or more goals in a season.

**APRIL 11, 1996:** The Flyers defeat the Montreal Canadiens, 3-2, in the team's final regular season home game at the Spectrum. John LeClair's second-period goal was the game-winning goal and the final Flyers goal scored in a regular season game at the Spectrum.

**APRIL 16, 1996:** Ron Hextall records his 36th playoff win as a Flyer, setting a new team record for career playoff wins (passing Bernie Parent - 35) in Game One of the Eastern Conference Quarterfinals vs. Tampa Bay.

**MAY 12, 1996:** Mike Hough's goal at 8:05 of the second overtime period gives the Florida Panthers a 2-1 win over the Flyers in Game Five and a three-games-to-two lead in their Eastern Conference Semifinal series. The Panthers won the series in six games. Game Five was the Flyers' final game at

the Spectrum.

**AUGUST 31, 1996:** The CoreStates Center opens with a contest between USA and Canada in the inaugural World Cup of Hockey Tournament. USA won the game, 5-3, in front of a sold-out crowd.

**OCTOBER 5, 1996:** The Flyers play their first regular season game at the CoreStates Center. The Florida Panthers won the game, 3-1, but right wing Dainius Zubrus became the youngest player in Flyers history at 18 years, three months and 20 days old on opening night. Zubrus also recorded his first NHL goal in the game.

**OCTOBER 7, 1996:** The Flyers record the 700th home win in franchise history with 3-1 win vs. New Jersey.

**DECEMBER 22, 1996:** Chicago's Sergei Krivokrasov scores at 2:38 of the first period to end the Flyers' team record shutout streak at 265 minutes and eight seconds and their streak of four consecutive shutouts.

**JANUARY 29, 1997:** Rod Brind'Amour plays in his 288th consecutive game for the Flyers, breaking the team record for most consecutive games played.

**FEBRUARY 2, 1997:** The 21st Annual Flyers' Wives Fight for Lives Carnival raises \$1,024,455. It was the first time that the Carnival topped the \$1 million mark in proceeds.

**APRIL 13, 1997:** John LeClair records his 50th goal of the season to become only the second player in Flyers history to reach the 50-goal mark in consecutive seasons.

**APRIL 26, 1997:** The Flyers defeat the Pittsburgh Penguins, 6-3, in Game Five of the Eastern Conference Quarterfinals and win the series, four games to one. Mario Lemieux scored a goal in his last NHL game before returning to play in the 2000-01 season. Rod Brind'Amour recorded two shorthanded goals in the first period, tying the NHL record for most shorthanded goals in a period and a game. At 54 seconds apart, Brind'Amour's two shorthanded goals were the second fastest scored by one player in NHL Playoff history.

**MAY 23, 1997:** Eric Lindros scores the game-winning goal with 6.8 seconds remaining in regulation as the Flyers defeated the NY Rangers, 3-2, in Game Four of the Eastern Conference Finals. It was the latest game-winning goal in Flyers Playoff history.

**MAY 31, 1997:** The Flyers fall to the Detroit Red Wings in Game One of the Stanley Cup Finals, 4-2, in front of 20,291 fans at the CoreStates Center. At the time, it is the largest single-game home attendance in team history.

**JUNE 7, 1997:** The Detroit Red Wings win the Stanley Cup with a 2-1 defeat of the Flyers at Joe Louis Arena.

**JUNE 13, 1997:** Terry Murray is fired as head coach.

**JULY 7, 1997:** Wayne Cashman is named the 11th head coach in team history.

**OCTOBER 1, 1997:** Comcast Spectacor launches Comcast SportsNet, a new regional sports network that replaces PRISM as the primary television home of the Flyers.

**NOVEMBER 17, 1997:** Gene Hart is enshrined into the Hockey Hall of Fame with his selection as the recipient of the Foster Hewitt Memorial Award. He became the sixth member of the Flyers organization to be so honored.

**FEBRUARY 8-24, 1998:** The NHL suspends operations for 17 days to allow NHL player participation in the 1998 Winter Olympic Games in Nagano, Japan. Ten members of the Flyers organization take part (Canada: Bob Clarke - GM, Wayne Cashman - Assistant Coach, Rod Brind'Amour, Eric Desjardins, Eric Lindros; USA: Paul Holmgren - Assistant Coach, John LeClair, Joel Otto; Czech Republic: Petr Svoboda; Finland: Janne Niinimaa).



# ALL-TIME FLYERS HISTORIC MOMENTS

**FEBRUARY 28, 1998:** Eric Lindros scores the game-winning goal at NY Rangers, his 500th point in the NHL. He became the fifth fastest to reach 500 points in NHL history (in 352 games; Wayne Gretzky - 234 games; Mario Lemieux - 287 games; Peter Stastny - 322 games and Mike Bossy - 349 games)

**MARCH 9, 1998:** Wayne Cashman is dismissed as head coach and replaced by Roger Neilson.

**APRIL 13, 1998:** John LeClair records his 50th goal of the season at Buffalo. He became the first American-born player to reach the 50-goal mark three times and the second Flyer to record three consecutive 50-goal seasons (Tim Kerr 1983-84 through 1986-87).

**JUNE 10, 1998:** The Philadelphia Phantoms, the Flyers' American Hockey League affiliate, defeat the Saint John Flames, 6-1, to capture the Calder Cup championship, four games to two. The Phantoms became the fourth Flyers affiliate to capture the Calder Cup; joining the 1988 Hershey Bears and back-to-back titles by the Maine Mariners in 1978 and 1979.

**JULY 15, 1998:** Comcast Spectacor announces the change of its arena names to the First Union Center and the First Union Spectrum.

**NOVEMBER 20, 1998:** Goaltender Ron Hextall allows one goal on 19 shots to record a 3-1 win at Carolina to register his 233rd win as a Flyer. With the win, Hextall moves past Bernie Parent into first place on the Flyers' All-Time List in wins.

**JANUARY 16, 1999:** Toronto Maple Leaf Steve Sullivan's goal at 6:31 of the first period ends John Vanbiesbrouck's team record shutout streak at 218 minutes and 42 seconds from January 3 through 16.

**FEBRUARY 20, 1999:** Center Eric Lindros was scoreless at Ottawa, ending his 18-game point-scoring streak from January 7 through February 18 (14G, 21A). Lindros tied Bobby Clarke for the longest such streak in team history.

**MARCH 4, 1999:** Brian Propp was inducted into the Flyers' Hall of Fame.

**MARCH 13, 1999:** Goaltender Ron Hextall plays his 487th game as a Flyer in a game at Pittsburgh, moving him past Bernie Parent into first place on the Flyers' All-Time Games Played List.

**MARCH 21, 1999:** The Flyers defeated the Detroit Red Wings, 5-4, at the First Union Center, ending a team record 12-game winless streak from February 24 through March 16 (0-8-4). The Flyers also posted a 15-game undefeated streak from December 12, 1998 through January 13, 1999 (10-0-5). The Flyers became the only team in NHL history to record both a streak of 10-or-more games undefeated and a streak of 10-or-more games winless in the same season.

**APRIL 18, 1999:** Eric Desjardins is awarded his fifth consecutive Barry Ashbee Trophy as the most outstanding Flyers defenseman and the first Yanick Dupre Memorial Class Guy Award winner as the Flyer who best illustrates character, dignity and respect for the sport both on and off the ice, as selected by the Philadelphia Chapter of the Professional Hockey Writers' Association. Desjardins' fifth Barry Ashbee Trophy is the most by any defenseman in team history. The Yanick Dupre Memorial Class Guy Award honors the memory of Yanick Dupre who died on August 16, 1997, after a 16-month battle against leukemia. Dupre played parts of three seasons with the Flyers (1991-92, 1994-95 and 1995-96).

**JULY 14, 1999:** Gene Hart, "Voice of the Flyers", dies at the age of 68. The Flyers hold a memorial service at the First Union Center on Sunday, July 18, to honor Hart for his contributions to the organization and the City of Philadelphia over his 32-year career.

**JULY 23, 1999:** Flyers defenseman Dmitri Tertysny is fatally injured in a boating accident at the age of 22. Tertysny recorded 10 points (2G, 8A) in 62 games during his rookie season of 1998-99. The Flyers and Phantoms played a benefit game in his memory on September 21 of that year, with all net proceeds placed in a scholarship fund for the unborn son of Dmitri and his widow, Polina. The Flyers win the game, 6-1.

**OCTOBER 2, 1999:** Mark Eaton appeared in his first NHL game, becoming the first Philadelphia-area native to play for the Flyers. Rod Brind'Amour missed the game because of a fracture in his left foot, ending his franchise record of 484 consecutive games played.

**OCTOBER 24, 1999:** John Vanbiesbrouck records his third consecutive shutout, a career first, and becomes only the fourth goaltender during the 1990s to post three consecutive shutouts. In all, he will not allow a goal in 227 minutes, 40 seconds (parts of five games, 10/17/99-10/26/99) to set a team record for one goalie and a personal best.

**DECEMBER 6, 1999:** Ed Snider receives the Anti-Defamation League's prestigious Americanism Award.

**JANUARY 2, 2000:** Eric Desjardins registers three assists, which gives him 231 points as a Flyer and places him second among defensemen on the team's career list (Mark Howe, 480).

**JANUARY 8, 2000:** Rod Brind'Amour records his 600th point as a Flyer, becoming only the seventh player in team history to reach that plateau.

**MARCH 21, 2000:** Rick Tocchet is assessed five penalty minutes for fighting, giving him 1,700 PIM as a Flyer, the first player in franchise history to reach that mark.

**MARCH 27, 2000:** Eric Desjardins is named the 12th captain in Flyers history.

**APRIL 6, 2000:** Eric Desjardins is awarded his sixth consecutive Barry Ashbee Trophy as the team's most outstanding defenseman. No other Flyers defenseman has won the award more than four times.

**APRIL 8, 2000:** John LeClair scores his 40th goal, becoming the first player in Flyers history to score 40 or more goals in five consecutive seasons.

**APRIL 9, 2000:** The Flyers defeat the New York Rangers, 4-1, and capture their 13th division championship.

**MAY 2, 2000:** Andy Delmore scores his first two career playoff goals, including the game winner in overtime, to give the Flyers a 4-3 win at Pittsburgh in Game Three of the Eastern Conference Semifinals. He is the first Flyers rookie defenseman to score two goals in a playoff game.

**MAY 4, 2000:** Keith Primeau scores at 12:01 of the fifth overtime period to give the Flyers a 2-1 win at Pittsburgh in Game Four of the Eastern Conference Semifinals. It is the longest game in modern NHL history (152:01). Only a pair of six-overtime playoff contests in the 1930s were longer. In addition, the game's elapsed time of six hours, 56 minutes sets an NHL record. The Flyers' 72 shots and the game's combined 130 shots both set team records for an overtime game.

**MAY 7, 2000:** Andy Delmore becomes the first NHL rookie defenseman to record a hat trick in a postseason game as the Flyers defeat Pittsburgh, 6-3, in Game Five of the Eastern Conference Semifinals. Mark Recchi records a goal and four assists, tying Flyers records for assists and points in a playoff game.

**JUNE 8, 2000:** Craig Ramsay is named the 13th head coach in team history, replacing Roger Neilson.

**DECEMBER 10, 2000:** The Flyers name Bill Barber the 14th head coach in team history, replacing Craig Ramsay.

**DECEMBER 28, 2000:** The Flyers lose 4-3 at Tampa Bay. The loss ends the Flyers' eight-game undefeated streak (5-0-3-0) under Head Coach Bill Barber. It is the second best start of an NHL head coaching career and the longest undefeated streak following an in-season coaching change in NHL history.

**MARCH 13, 2001:** Mark Recchi posted a goal and two assists in 5-2 win vs. St. Louis. His goal vs. St. Louis was his 1,000 career NHL point (60th player in NHL history to reach this milestone).



# ALL-TIME FLYERS HISTORIC MOMENTS

**MARCH 15, 2001:** Mark Howe, the leading scorer among defensemen in Flyers history, became the 17th member of the organization to be inducted into the Flyers Hall of Fame in an on-ice ceremony at the First Union Center prior to the Flyers' game vs. the Minnesota Wild.

**MARCH 31, 2001:** Goaltender Roman Cechmanek stopped all 21 shots faced to record a 1-0 win vs. the Detroit Red Wings. It was his 10th shutout of the season; the second most by a rookie or first-year goalie since Tony Esposito posted 15 shutouts during the 1969-70 season. His 10 shutouts are the most by a Flyers goaltender since Bernie Parent registered 12 during the 1974-75 season.

**APRIL 8, 2001:** Flyers win 2-1 at Buffalo. With the win, the Flyers recorded 100 points for the 14th time in 34 seasons. This game marked the end of the Flyers' regular use of orange jerseys on the road. Starting with the 2001-02 season, the Flyers began wearing their black jersey for road contests.

**JUNE 14, 2001:** The Flyers signed left wing John LeClair to a new five-year contract.

**JUNE 14, 2001:** Head Coach Bill Barber wins the Jack Adams Award as "the NHL coach adjudged to have contributed the most to his team's success." Barber is the first winner to receive this award after taking his position in-season and the eighth head coach to win in his first NHL season.

**AUGUST 20, 2001:** The Flyers trade the rights to restricted free agent center Eric Lindros to the New York Rangers in exchange for right wing Pavel Brendl, left wing Jan Hlavac, defenseman Kim Johnsson and a third round pick in the 2003 NHL Entry Draft.

**SEPTEMBER 20, 2001:** The Flyers and New York Rangers skate to a 2-2 tie in a preseason game that was suspended after two periods so everyone in attendance at the First Union Center could watch President George W. Bush's address to Congress which was televised live in the arena. Through the generosity of the fans, players and ownership, the Flyers raised \$120,000 for the Twin Towers Fund. The \$120,000 donation represented the monies collected after the Flyers matched \$2 for every \$1 donated by the fans attending the game and the monies raised through the auction of game-used jerseys and sticks from the game.

**OCTOBER 23, 2001:** Keith Primeau is named the 13th captain in Flyers history.

**OCTOBER 31, 2001:** The Flyers "unretire" their orange road jersey for their game against the Pittsburgh Penguins at the First Union Center and raised \$67,947 through the on-line jersey auction. Proceeds from the auction increased the Flyers' contribution to the Twin Towers Fund to over \$187,000. The Flyers defeated the Penguins, 3-0. With the shutout, Brian Boucher became the first goaltender in Flyers history to record a shutout on consecutive days. He had recorded a 3-0 win at Washington on October 30.

**DECEMBER 8, 2001:** Jenny Barber, wife of Head Coach Bill Barber, passes away after a lengthy battle against cancer.

**DECEMBER 18, 2001:** Flyers right wing Mark Recchi records his 400th career goal in the Flyers' 6-3 win against the St. Louis Blues at the First Union Center.

**JANUARY 30, 2002:** Flyers center Jeremy Roenick scores a goal in the Flyers' 3-1 loss to the Senators in Ottawa to reach 1000 career points.

**MARCH 23, 2002:** Flyers right wing Mark Recchi played his 1000th NHL game when the Flyers visited Pittsburgh. Recchi posted two assists in the 4-4 tie.

**APRIL 24, 2002:** The Ottawa Senators defeat the Flyers, 3-0, at the Corel Centre. The loss is the Flyers' third consecutive 3-0 loss. It is the first time in Flyers history that the team has been shut out three consecutive games in a single playoff season and three times in one playoff series.

**APRIL 26, 2002:** The Ottawa Senators defeated the Flyers, 2-1, in overtime to win their Eastern Conference Quarterfinal series, four games to one. The two goals scored by the Flyers

in the series set an NHL record for fewest goals by one team in a five-game series.

**APRIL 30, 2002:** Bill Barber is dismissed as head coach.

**MAY 15, 2002:** Ken Hitchcock is named the 15th head coach in team history.

**JUNE 23, 2002:** Joe Scott, a founding partner and Chairman of the Board, Emeritus of the Flyers, passes away at the age of 93.

**OCTOBER 26, 2002:** First period goals by Justin Williams (at 0:16) and Michal Handzus (at 0:31) in the Flyers' 6-2 win at the NY Islanders sets a club record for the fastest two goals from the start of a game. They were the first fastest two goals from the start of a game by one team in NHL history.

**NOVEMBER 29, 2002:** The Flyers debut their new all-orange alternate jersey in a 3-0 loss against the Toronto Maple Leafs at the First Union Center.

**DECEMBER 5, 2002:** Michal Handzus scores on a penalty shot in overtime against Dan Blackburn to give the Flyers a 3-2 win over the NY Rangers. Handzus' penalty shot attempt was the first by a Flyer in regular season overtime (it was only the second successful penalty shot attempt in regular season overtime in NHL history).

**MARCH 31, 2003:** Eric Weinrich records an assist in the Flyers' 6-1 win at Pittsburgh, his 1,000th career NHL game. He became the third Flyer to reach the NHL Milestone of 1,000 games played this season, joining Jeremy Roenick (vs. Boston on November 16) and Eric Desjardins (at Atlanta on December 18).

**APRIL 6, 2003:** The Flyers win at Florida, 6-2, and finish the season tied for the fewest goals against in the NHL with the New Jersey Devils (both teams allowed 166). Esche and Roman Cechmanek share the William M. Jennings Trophy with the Devils' Martin Brodeur. It is the second time that the Flyers have won the award (Bob Froese and Darren Jensen for the 1985-86 season).

**APRIL 16, 2003:** Mark Recchi scored at 13:54 of the third overtime period to give the Flyers a 3-2 win at Toronto in Game Four and even their Eastern Conference Quarterfinals series at two games apiece. The Flyers' 75 shots on goal was a new team record for most shots in an overtime game and tied for the most shots in a playoff game since the 1967-68 expansion (Washington recorded 75 shots against the NY Islanders in a game that went four overtimes on April 18, 1987). With 53:54 minutes played, it was the second longest overtime game in Flyers history (behind 92:01 minutes played at Pittsburgh on May 4, 2000).

**APRIL 22, 2003:** The Flyers defeat the Toronto Maple Leafs, 6-1, in Game Seven of their Eastern Conference Quarterfinal series. The Flyers won the second longest series in NHL history. The two teams played 532:05 minutes in the series, trailing only the 553:08 minutes played by the Boston Bruins and NY Rangers in their 1939 semifinal series. The series featured three multiple-overtime games, only the second series in NHL history to do so (NY Rangers and New Jersey Devils played three multiple-overtime games in their 1994 Eastern Conference Final series).

**JULY 18, 2003:** Comcast Spectacor announces the change of its arena names to the Wachovia Center and Wachovia Spectrum.

**OCTOBER 16, 2003:** Flyers and San Jose Sharks skate to 0-0 tie at HP Pavilion at San Jose. Flyers goaltender Jeff Hackett stopped all 27 shots faced to record the shutout. The scoreless tie was the first for the Flyers in a road game since December 4, 1982 (0-0 tie at Pittsburgh). For Hackett, it was his second consecutive shutout (Hackett shutout the Buffalo Sabres on October 9 in the Flyers' 2-0 win). He is the first goaltender in Flyers history to record a shutout in each of his first two career starts as a Flyer. This is the second time in franchise history that a goaltender had opened a season with two consecutive shutouts (Bernie Parent opened the 1973-74 season with a 2-0 win vs. Toronto on October 11 and a 6-0 win at NY Islanders on October 13).





# ALL-TIME FLYERS HISTORIC MOMENTS

**DECEMBER 13, 2003:** The New Jersey Devils defeat the Flyers at the Wachovia Center, 2-0, ending the team's 14-game undefeated streak at home (12-0-2). The 14-game undefeated streak at home is the second longest undefeated streak at home to start a season in franchise history. The Flyers went 26 games undefeated at home (19-0-7) to start the 1979-80 season.

**JANUARY 16, 2004:** The Flyers defeat the Toronto Maple Leafs, 4-1. Each of the 18 skaters in the game for the Flyers posted at least a +1 rating, the first time that the feat had occurred since the Flyers defeated the Pittsburgh Penguins, 11-4, on March 10, 1985.

**FEBRUARY 4, 2004:** The Flyers defeat the Washington Capitals, 5-1. Goaltender Antero Niittymäki stopped 19 of 20 shots faced to record the win in his first career NHL game. He was the first Flyers goaltender to win his NHL debut since Dominic Roussel, who defeated the Quebec Nordiques on October 17, 1991, 5-3.

**FEBRUARY 21, 2004:** The Flyers defeat the Atlanta Thrashers, 5-4. Simon Gagne scored a goal on a penalty shot with 1:01 left to play in the third period to give the Flyers a 5-4 lead. The Flyers scored three of their goals on the same penalty as Ronald Petrovicky was serving a five minute major for charging. It was the third time in team history that the Flyers scored three goals on the same penalty.

**MARCH 3, 2004:** Prior to the Flyers' 5-2 win against the Nashville Predators, Dave Poulin becomes the 18th member of the organization to be inducted into the Flyers Hall of Fame.

**MARCH 5, 2004:** The Flyers defeat the Ottawa Senators, 5-3. Defenseman Danny Markov's goal at 16:10 of the first period was the 10,000th goal in franchise history (seventh team in NHL history and first expansion team to reach mark). Tony Amonte reached the NHL Milestone of 1,000 games played with his appearance in the game. The Senators and Flyers combined to record 419 penalty minutes in the game, including 409 in the third period, to set NHL records for most penalty minutes, both teams, one game and most penalty minutes, both teams, one period. The Flyers also set NHL records for most penalty minutes, one team, one game (213) and most penalty minutes, one team, one period (209).

**MARCH 25, 2004:** Right wing Mark Recchi records his 1200th career NHL point with an assist in the Flyers' 4-2 loss against the New York Islanders. (40th player in NHL history to reach mark).

**MAY 4, 2004:** Jeremy Roenick's second goal of the game at 7:39 of overtime gives the Flyers a 3-2 win over the Maple Leafs in Toronto in Game Six of their Eastern Conference Semifinal series and a four-games-to-two series victory.

**MAY 15, 2004:** Flyers defeat the Tampa Bay Lightning at the Wachovia Center, 3-2, in Game Four of the Eastern Conference Finals. Every fan in attendance received an "Orange Crush" T-shirt as they entered the building.

**SEPTEMBER 15, 2004:** The National Hockey League's Board of Governors unanimously reconfirms that NHL teams, upon the expiration of the Collective Bargaining Agreement at midnight, would not play again until there is a new economic system.

**FEBRUARY 16, 2005:** The National Hockey League announces that, because a new collective bargaining agreement has not been realized, it no longer is practical to conduct an abbreviated 2004-05 season.

**JUNE 10, 2005:** The Philadelphia Phantoms, the Flyers' American Hockey League affiliate, defeat the Chicago Wolves, 5-2, to capture the Calder Cup Championship, four games to none. It is the second championship in franchise history (also won the Calder Cup in 1998).

**JULY 22, 2005:** The National Hockey League's Board of Governors ratifies the terms of the Collective Bargaining Agreement negotiated with the NHL Players' Association, ending a 310-day work stoppage.

**NOVEMBER 5, 2005:** The Flyers defeat the Atlanta Thrashers at the Wachovia Center, 4-3. The team welcomed the 25-millionth fan in team history prior to the game.

**DECEMBER 3, 2005:** In the first shootout in team history, the Flyers fall 4-3 at Nashville.

**JANUARY 12, 2006:** The Flyers lose at Detroit, 6-3, in the last game of an 11-game road trip from December 23 through January 12 that was the longest road trip in team history. Their eight wins in the 11 games was just the ninth time in NHL history that a team recorded six-or-more wins in a single road trip and their 17 points in the 11 games (8-2-1 record) were the most points by one team in a single road trip in NHL history.

**JANUARY 14, 2006:** 19,953 fans attend the Flyers' 4-3 overtime loss vs. Colorado to set a new team record for attendance at a regular season game.

**MARCH 21, 2006:** Flyers Head Coach Ken Hitchcock becomes the fifth fastest coach to reach 400 career NHL wins with the Flyers' 2-1 win vs. New Jersey on March 21.

**APRIL 18, 2006:** R.J. Umberger scores a goal in the Flyers' 4-1 win at NY Islanders. The goal was Umberger's 20th goal of the season. For the first time in team history, the Flyers had two rookies score at least 20 goals in a season (Jeff Carter - 23 and R.J. Umberger - 20).

**OCTOBER 22, 2006:** Flyers announce the resignation of General Manager Bob Clarke and the firing of Head Coach Ken Hitchcock. Paul Holmgren is named interim general manager and John Stevens is named the 16th head coach in team history.

**APRIL 7, 2007:** Sami Kapanen is named the inaugural winner of the Gene Hart Memorial Award. This award will be presented annually to the Flyer with the most heart as voted by Philadelphia Flyers Fan Club members at each general meeting throughout the season. In addition to the award, a donation for \$1,500 will be made to the player's favorite charity.

**OCTOBER 18, 2007:** The Flyers defeat the New Jersey Devils at Wachovia Center, 4-0. Goaltender Martin Biron stopped all 38 shots faced to post the shutout. The shutout was Biron's second consecutive shutout, the Flyers' first shutout of the Devils since Feb. 27, 2001, and the Flyers' first shutout of the Devils in Philadelphia since Jan. 6, 1987.

**FEBRUARY 6, 2008:** Ron Hextall becomes the 19th member of the organization to be inducted into the Flyers Hall of Fame.

**APRIL 17, 2008:** Mike Knuble scores 6:40 into the second overtime period to give the Flyers a 4-3 win over the Capitals at the Wachovia Center in Game Four of their Eastern Conference Quarterfinal series. The game (86:40) was the longest playoff game played at the Wachovia Center, the third longest home game in Flyers history, and longest home playoff game won by the Flyers in team history (Flyers lost to Boston on April 26, 1977, 5-4 - 90:07 and to Florida on May 12, 1996, 2-1 - 88:05).

**APRIL 22, 2008:** Joffrey Lupul scores a power play goal 6:06 into the first overtime period to give the Flyers a 3-2 win over the Capitals and a four-games-to-three series victory over Washington. It marked just the second time in Flyers history that they have played a Game Seven that went into overtime, and first time that they won (only other time was against Washington, 5-4 loss on April 16, 1988).

**JULY 15, 2008:** Comcast Spectacor, the Philadelphia based sports and entertainment firm which owns the arena, announces that the Wachovia Spectrum will close at the conclusion of the 2008-09 hockey and soccer seasons. The Flyers played at the Spectrum for 29 seasons, from the 1967-68 through the 1995-96 seasons, and compiled a 719-305-146 record in 1,170 regular season games and an 85-56 record in 141 playoff games.

**SEPTEMBER 27, 2008:** The Flyers play one final game at the Wachovia Spectrum vs. an NHL opponent when they host the Carolina Hurricanes in a preseason match up. The Flyers defeated the Hurricanes by a score of 4-2.



# ALL-TIME FLYERS HISTORIC MOMENTS

**OCTOBER 7, 2008:** The Flyers play on Spectrum ice for the final time in an exhibition game against the Phantoms.

**DECEMBER 11, 2008:** Trailing 5-1 in the third period, the Flyers mount the greatest third period comeback in team history by scoring four unanswered goals to force overtime and eventually defeat the Carolina Hurricanes in a shootout by a score of 6-5. Scott Hartnell recorded his fourth career hat trick, while Simon Gagne scored the game-tying goal with 1:44 to go in regulation and the decisive goal in the shootout to give the Flyers the victory.

**FEBRUARY 4, 2009:** After 13 seasons of ownership, Comcast Spectacor announces the sale of the Philadelphia Phantoms to the Brooks Group of Pittsburgh, PA, owners of other minor league hockey and baseball teams.

**FEBRUARY 15, 2009:** At 1:18 of the second period, Mike Richards scores a shorthanded goal with his team down two men in a game against the New York Rangers. It was the third time in his career that Richards had scored while the Flyers were killing off a 5-on-3, making him the first player in NHL history to accomplish that feat. The Flyers defeated the Rangers, 5-2, at Madison Square Garden.

**FEBRUARY 21, 2009:** Mike Richards records a shorthanded goal for the third consecutive game, becoming the first player in over 10 years to accomplish the feat (Joe Sakic, Oct. 15-24, 1998). The Flyers dropped the contest, 5-4, to the Pittsburgh Penguins.

**APRIL 11, 2009:** A goal by Jeffery Lupul gives the Flyers six 25-goal scorers for the 2008-09 season, which made the Flyers the first team to accomplish that feat since the Calgary Flames in 1993-94.

**JUNE 27, 2009:** In a blockbuster draft-day trade, the Flyers acquire defenseman Chris Pronger from the Anaheim Ducks. The Flyers sent Jeffery Lupul, Luca Sbisa, and three draft picks to the Ducks for Pronger and forward Ryan Dingle.

**OCTOBER 31, 2009:** The Flyers' former home, the Spectrum, officially closes following its last public event, a Pearl Jam concert.

**NOVEMBER 16, 2009:** Prior to the Flyers' 3-2 victory to the New Jersey Devils, Dave "The Hammer" Schultz becomes the 20th member of the Flyers Hall of Fame.

**NOVEMBER 19, 2009:** Flyers rookie James van Riemsdyk scores the game-winning goal in a 3-2 victory at Los Angeles. It was his third straight game-winning goal, tying an NHL record for consecutive game-winning goals by a rookie.

**DECEMBER 4, 2009:** John Stevens is relieved of his duties as head coach and replaced by Peter Laviolette, who becomes the 17th head coach in team history.

**JANUARY 1, 2010:** On New Year's Day, the Flyers play their first outdoor game, visiting the Boston Bruins for the 2010 Winter Classic at historic Fenway Park in Boston, MA. Danny Syvret scored his first NHL goal and the Flyers led most of the game, but the Bruins tied it late in the third period and eventually won the game 2-1 in overtime.

**FEBRUARY 13-28, 2010:** The NHL season goes on hiatus for two weeks to allow players to participate in the 2010 Winter Olympics in Vancouver. Chris Pronger and Mike Richards won gold medals playing for Team Canada. Kimmo Timonen won a bronze medal for Finland, and Oskars Bartulis represented Team Latvia.

**APRIL 11, 2010:** Claude Giroux's shootout goal and Brian Boucher's third-round save give the Flyers a 2-1 shootout win over the New York Rangers, clinching an Eastern Conference playoff berth on the last day of the season. With his club trailing late in the third period, Matt Carle scored the game-tying goal to force overtime and the eventual shootout. Danny Briere also scored in the shootout, while Boucher shut the door on two of three Rangers shooters.

**MAY 14, 2010:** After falling into a 0-3 series deficit in the Eastern Conference Semifinals vs. Boston Bruins, the Flyers

win four games in a row to defeat the Bruins four games to three and advance to the Eastern Conference Finals. The Flyers trailed Game 7 3-0 in the first period, but charged back to tie the game. Simon Gagne then scored the game-winning goal with 7:08 remaining in the third period. They became the third team in NHL history to overcome a 3-0 series deficit.

**MAY 22, 2010:** Michael Leighton posts a 3-0 shutout at Montreal in Game 4 of the Eastern Conference Final, his third shutout of the series. He became the first goaltender in franchise history to record three shutouts in a single playoff series.

**MAY 24, 2010:** The Flyers win the Prince of Wales Trophy as Eastern Conference Champions with a 4-2 win over the Montreal Canadiens in Game 5 of the Eastern Conference Finals. The four-games-to-one series win sent the Flyers to the Stanley Cup Final for the first time since 1997.

**JUNE 2, 2010:** Claude Giroux scores the game-winning goal in overtime of Game 3 of the Stanley Cup Final to give the Flyers a 3-2 win in front of a record sellout crowd of 20,297 at the Wachovia Center. It was the first win in a Stanley Cup Final game for the Flyers since Game 6 of the 1987 Final at the Spectrum.

**JUNE 9, 2010:** Patrick Kane scores the game-winning goal in overtime as the Chicago Blackhawks defeat the Flyers 4-3 in Game 6 of the Final to win the Stanley Cup. The crowd of 20,327 set a new Flyers record for home attendance in a single game and created a new single-season attendance record of 1,020,699. Flyers center Danny Briere recorded a goal and two assists to reach 30 points for the playoffs (12G, 18A), breaking the Flyers all-time scoring record for a single playoff year.

**JULY 27, 2010:** Comcast Spectacor announces the change of its arena name to the Wells Fargo Center.

**OCTOBER 11, 2010:** The Flyers raise their 2009-10 Eastern Conference championship banner to the rafters of the Wells Fargo Center prior to their home opener against the Colorado Avalanche.

**NOVEMBER 23, 2010:** Following a public ceremony, exterior demolition officially begins on the Flyers' former home, the Spectrum. Ed Snider, Bob Clarke, Bernie Parent and Julius Erving were among those who spoke at the ceremony.

**JANUARY 25, 2011:** The Flyers pick up their 1000th home-ice win with a 5-2 victory over Montreal. They become the first expansion-era team to reach the milestone.

**APRIL 9, 2011:** The Flyers welcome 19,909 to the Wells Fargo Center for the regular season finale vs. the New York Islanders. The crowd gives the Flyers a total regular season attendance mark of 808,301, which sets a new franchise record for total attendance in a regular season. The Flyers beat the Islanders 7-4 for their 47th win of the season, the most of any Flyers team since the 1985-86 squad.

**JUNE 23, 2011:** The Flyers stage one of the bigger days of transactions in their history, dealing Mike Richards to Los Angeles and Jeff Carter to Columbus while announcing the signing of Ilya Bryzgalov. The moves brought the Flyers Brayden Schenn, Wayne Simmonds, Jakub Voracek and draft picks that became Sean Couturier and Nick Cousins.

**DECEMBER 31, 2011:** The Flyers Alumni defeat the New York Rangers Alumni 3-1 before a crowd of 45,808 at Citizens Bank Park in the first of the three games comprising the 2012 NHL Winter Classic. Bernie Parent started for the Flyers and stopped six shots in 5:32 of play, including a Ron Duguay breakaway. John LeClair scored the Flyers' first goal on a setup by Eric Lindros, while Shjon Podein and Mark Howe provided the other Flyers goals.

**JANUARY 2, 2012:** The Flyers take a 2-0 lead but can't hold off a hard-charging New York Rangers squad and drop a 3-2 decision in the 2012 NHL Winter Classic. A crowd of 46,967 became the largest crowd ever to witness a Flyers game, eclipsing the 38,112 that saw the Flyers fall 2-1 to Boston in overtime in the 2010 Winter Classic. Brayden Schenn and Claude Giroux scored for the Flyers.



# ALL-TIME FLYERS HISTORIC MOMENTS

**MARCH 6, 2012:** The Flyers retire Mark Howe's #2 in a pregame ceremony before a 3-2 win over Detroit. Howe becomes just the fifth Flyer so honored and the first since Bill Barber in 1990.

**APRIL 11, 2012:** The Flyers come back from a 3-0 hole to defeat Pittsburgh 4-3 in overtime in Game 1 of the Eastern Conference Quarterfinals. It was the sixth time in their history the Flyers had erased a 3-0 deficit to win a playoff game. Brayden Schenn posted a goal and two assists, becoming just the eighth Flyers rookie ever to record a three-point playoff game.

**APRIL 13, 2012:** Claude Giroux sets a franchise record with six points as the Flyers beat Pittsburgh 8-5 in Game 2. Sean Couturier posted a four-point night, tying the franchise record for most points by a rookie in a playoff game. Both Giroux and Couturier had hat tricks, marking the first time in team history that two Flyers have had a hat trick in the same playoff game, and it was the first time since 1989 that the Flyers had scored eight goals in a playoff game.

**APRIL 15, 2012:** The Flyers beat Pittsburgh 8-4 in Game 3, setting a franchise record for most goals in two consecutive playoff games. The closest previous occasion was the 1981 preliminary round, when they beat Quebec 6-4 in Game 1 and 8-5 in Game 2. The Flyers set a new franchise record for most goals scored in the first three games of a playoff series (20). Danny Briere picked up his 100th career playoff point today in his 100th career playoff game.

**APRIL 22, 2012:** The Flyers beat Pittsburgh 5-1 in Game 6 to advance to the second round of the playoffs for the 22nd time, and third year in a row. Claude Giroux finished the series with 14 points, becoming just the second Flyer ever to reach that total in a single playoff series (Tim Kerr, 15, 1989 PDSF). The Flyers set a franchise record with 12 power play goals in the series.

**APRIL 29, 2012:** Danny Briere scores his 48th and 49th career playoff goals, including his ninth career playoff game-winner as the Flyers beat New Jersey in Game 1 of the Eastern Conference Semifinals. Briere moved into second place all-time in Flyers history in that category behind only Rick MacLeish.

**MAY 3, 2012:** Danny Briere records his 50th career playoff goal in the third period of a 4-3 overtime loss to New Jersey in Game 3. His two points in the game give him 71 playoff points as a Flyer and move him past both Reggie Leach and Tim Kerr into sixth place on the Flyers' all-time playoff scoring list.

**SEPTEMBER 16, 2012:** The Collective Bargaining Agreement between the National Hockey League and the NHL Players Association expires without a new agreement in place, necessitating the postponement of NHL training camps and eventually the start of the 2012-13 NHL season, which was originally scheduled to open on October 11.

**JANUARY 6, 2013:** The NHL and NHLPA announce they have reached an agreement on the framework of a new Collective Bargaining Agreement.

**JANUARY 12, 2013:** The NHL and NHLPA sign a Memorandum of Understanding on a new 10-year Collective Bargaining Agreement that expires in 2022, ending a 119-day work stoppage. Training camps open the following day.

**MARCH 18, 2013:** Kimmo Timonen plays his 1000th career game in a 4-2 loss at Tampa Bay. The Flyers honored Timonen prior to their next home game on March 26.

**APRIL 19, 2013:** On an off-night, the Flyers were mathematically eliminated from playoff contention when the New York Rangers defeated Buffalo 8-4. It marked just the ninth time in franchise history and second time in the last 18 years that the Flyers did not make the playoffs.

**OCTOBER 7, 2013:** Peter Laviolette is relieved of his duties as head coach and is replaced by assistant coach Craig Berube., who becomes the team's 18th head coach.

**DECEMBER 2, 2013:** Peter Luukko resigns as president and

COO of Comcast Spectacor. Dave Scott, a 20-year veteran of Comcast Cable, is named acting president of Comcast Spectacor.

**JANUARY 21, 2014:** A winter storm dumps more than 13 inches of snow on Philadelphia and forces the postponement of the Flyers' game against Carolina to a day later. It marked the first time in Flyers history that a game had ever been completely postponed due to snow, and the first weather-related postponement since the blizzard of March 1993, when a game at the Spectrum was called off after the first period when two panes of glass broke on the concourse. Carolina won 3-2 on the makeup date.

**FEBRUARY 4, 2014:** Keith Allen, the first head coach of the Flyers who became the general manager that built the organization's Stanley Cup championship teams of 1974 and 1975, passes away at the age of 90.

**FEBRUARY 9-25, 2014:** The NHL suspends operations for the 2014 Winter Olympics in Sochi, Russia. Five Flyers represented their countries – Kimmo Timonen (Finland), Jakub Voracek (Czech Rep), Andrej Meszaros (Slovakia), Mark Streit (Switzerland) and Michael Raffl (Austria). Timonen won his fourth Olympic medal (third bronze to go with one silver).

**MAY 7, 2014:** Paul Holmgren is promoted to president of the Flyers, and Ron Hextall is promoted to general manager.

**JUNE 27-28, 2014:** The National Hockey League converges upon Philadelphia for the 2014 NHL Entry Draft. It's the first time in team history that the Flyers have hosted the event.

**OCTOBER 17, 2014:** The Lehigh Valley Phantoms play their first-ever regular season game at the new PPL Center in Allentown, PA. The team relocated to Allentown in the offseason after four seasons in Glens Falls, NY playing as the Adirondack Phantoms.

**DECEMBER 21, 2014:** Rob Zepp picks up the win in his NHL debut as the Flyers win 4-3 in overtime at Winnipeg. Zepp became the oldest Flyer in franchise history to make his NHL debut and became the 12th goaltender in NHL history to make his debut after his 33rd birthday and the first since 1972-73. He also became the oldest goaltender to win his NHL debut since 1926.

**APRIL 17, 2015:** Craig Berube is relieved of his duties as head coach.

**MAY 18, 2015:** Dave Hakstol is hired as the 19th head coach in Flyers history.

**OCTOBER 8, 2015:** The Dave Hakstol era gets underway in the season opener at Tampa Bay, which concluded with the first 3-on-3 overtime in NHL history. The Lightning's Jason Garrison scored 2:17 into the frame to defeat the Flyers 3-2.

**NOVEMBER 23, 2015:** The Flyers induct Rod Brind'Amour into the Flyers Hall of Fame in a pregame ceremony before a game against the Carolina Hurricanes.

**FEBRUARY 9, 2016:** In a pregame ceremony prior to a 4-1 loss to Anaheim, the Flyers commemorate the 50th anniversary of the NHL granting the Philadelphia franchise to Ed Snider.

**FEBRUARY 20, 2016** – Shayne Gostisbehere scores the overtime game-winning goal against Toronto, giving him a point in 15 consecutive games. Gostisbehere recorded 5 goals and 13 assists over the course of the streak, which was the longest in Flyers history by a rookie or a defenseman and the longest in NHL history by a rookie defenseman.

**FEBRUARY 29, 2016:** In a pregame ceremony before hosting the Calgary Flames, the Flyers induct Jim Watson into the Flyers Hall of Fame.

**APRIL 11, 2016** – Flyers founder and chairman Ed Snider passes away after a two-year battle with cancer. The Flyers wore "EMS" patches on their jerseys during their first-round series with the Washington Capitals. On April 21, a celebration of Mr. Snider's life took place at the Wells Fargo Center between Games 4 and 5 of the series.



# ALL-TIME FLYERS HISTORIC MOMENTS

**APRIL 22, 2016:** Despite being outshot 4-11, the Flyers defeated Washington 2-0 in Game 5. The 11 shots were the fewest in any game in franchise history, while the 4-4 saves marked franchise records for a playoff regulation win and playoff shutout win, as well as the largest shot differential in any playoff game.

**SEPTEMBER 22, 2016 –** Comcast Corporation reaches an agreement with the estate of Ed Snider to purchase Snider's 24-percent stake in Comcast Spectacor, giving Comcast 100-percent ownership of the Philadelphia Flyers and the rest of the company.

**OCTOBER 20, 2016:** The Flyers drop the puck on their 50th Anniversary celebration in the home opener, a 3-2 loss to Anaheim. The Flyers honored the late Ed Snider in a pregame ceremony, raising a banner in his honor to the Wells Fargo Center rafters.

**NOVEMBER 27, 2016:** The Flyers beat Calgary 5-3 at the Wells Fargo Center, starting off what would become a 10-game winning streak through December 14. It ties as the third-longest winning streak in franchise history.

**FEBRUARY 25, 2017:** The Flyers play outside for the third time in their history, dropping a 4-2 decision to Pittsburgh at Heinz Field, home of the Pittsburgh Steelers. The crowd of 67,318 becomes the largest ever to witness a Flyers game, eclipsing the 46,967 that attended the 2012 Winter Classic at Citizens Bank Park.

**JANUARY 18, 2018:** The Flyers retire the #88 of Eric Lindros in a pregame ceremony before a 3-2 overtime win over the Toronto Maple Leafs.

**MARCH 5, 2018:** Comcast Spectacor announces a \$250-million renovation of the Wells Fargo Center to be completed over the next three off-seasons.

**APRIL 7, 2018:** The Flyers defeat the New York Rangers 5-0 to wrap up third place in the Metropolitan Division and their 39th trip to the Stanley Cup Playoffs. Claude Giroux recorded his first career regular season hat trick to finish the season with 102 points, becoming the first Flyer to post a 100-point season since Eric Lindros had 115 in 1995-96. He also became just the sixth Flyer in franchise history to accomplish the feat.

**SEPTEMBER 24, 2018:** The Flyers unveil a new mascot, Gritty, ahead of a preseason home game against the Boston Bruins. Gritty goes on to develop a following.

**OCTOBER 6, 2018:** Sean Couturier becomes the youngest player in Flyers history to appear in 500 games for the team (25 years, 303 days) in a 5-2 loss at Colorado.

**NOVEMBER 26, 2018:** Ron Hextall is relieved of his duties as executive vice president and general manager.

**DECEMBER 3, 2018:** Chuck Fletcher is appointed as the ninth general manager in Flyers history.

**DECEMBER 17, 2018:** Dave Hakstol is relieved of his duties as head coach of the Flyers and is replaced on an interim basis by Lehigh Valley Phantoms head coach Scott Gordon, who becomes the 20th head coach of the team.

**DECEMBER 18, 2018:** Carter Hart makes his NHL debut in a 3-2 win over Detroit. He becomes the youngest goaltender in Flyers history to win his NHL debut and the second-youngest to appear in a game.

**DECEMBER 27, 2018:** The Flyers play the 4,000th game in their history, a 6-5 overtime loss at Tampa Bay.

**FEBRUARY 4, 2019:** The Flyers earn their 2,000th win in franchise history, and eighth win in a row, with a 2-1 victory vs. Vancouver at the Wells Fargo Center. They became the first expansion-era franchise to reach that milestone and did so in fewer games, 4,017, than any of the Original Six franchises except for Montreal.

**FEBRUARY 23, 2019:** Claude Giroux scores 1:59 into overtime to complete a comeback from a 3-1 deficit and give the Flyers their first outdoor win in their history, 4-3 over Pittsburgh

at Lincoln Financial Field. It was the 800th career game for Giroux, who joined Bobby Clarke and Bill Barber as the only players to play 800 games for the franchise. The crowd of 69,620 is the largest to witness a Flyers game in franchise history.

**APRIL 15, 2019:** Alain Vigneault is named the 21st head coach in Flyers history.

**SEPTEMBER 30, 2019:** The Flyers play a game outside of North America for the first time in their history when they take on Swiss club Lausanne HC in the NHL Global Series Challenge. Lausanne HC won the game 4-3.

**OCTOBER 4, 2019:** The Flyers continue their European trip with their first regular-season game overseas, defeating Chicago 4-3 at O2 Arena in Prague, Czech Republic.

**OCTOBER 9, 2019:** Carter Hart records his first NHL shutout with 25 saves in a 4-0 win over New Jersey in the team's Wells Fargo Center season debut.

**FEBRUARY 8, 2020:** Claude Giroux records his 800th career point in a 7-2 win over Washington.

**FEBRUARY 18, 2020:** Claude Giroux becomes the franchise's all-time leader in power play assists when he picks up his 235th in a 5-1 win over Columbus.

**MARCH 10, 2020:** The Flyers see a nine-game winning streak come to an end in a 2-0 loss to Boston in what would end up being their 69th and final game of the season. They finish with a record of 41-21-7 for 89 points, slotting them in second place in the Metropolitan Division, one point behind Washington.

**MARCH 12, 2020:** The NHL places the 2019-20 season on pause due to the outbreak of the COVID-19 virus in North America.

**MAY 24, 2020:** The NHL announces the framework for a Return to Play process that targets an early-August start to the postseason, with a 24-team Stanley Cup Qualifiers round preceding the 2020 Stanley Cup Playoffs. The announcement made official the 40th playoff berth in franchise history for the Flyers, who entered the playoffs as the fourth seed in the East and became part of the Round Robin group.

**JULY 10, 2020:** The NHL and NHLPA ratify both the Return to Play plan and a new six-year Collective Bargaining Agreement that runs through the 2025-26 season.

**JULY 27, 2020:** The Flyers and Penguins become the first teams to take the ice in the NHL's Return to Play bubble environment when they play an exhibition game at Scotiabank Place in Toronto, the RTP hub for the Eastern Conference. The games are played in an unprecedented environment with no fans in attendance and enhanced game presentation elements designed to maximize the experience for fans watching at home. Players were sequestered in compounds in Toronto (East) and Edmonton (West) for the duration of their playoff run, with daily testing and other COVID-prevention protocols in place.

**AUGUST 8, 2020:** The Flyers defeat Tampa Bay 4-1 to win the Round Robin portion of the Stanley Cup Qualifiers and take the top seed in the Eastern Conference. It's the first time in 20 years that the Flyers enter the playoffs as the top seed in the East.

**AUGUST 21, 2020:** The Flyers defeat Montreal 3-2 in Game 6 of their First Round series to advance to the second round. It marks the first playoff series win for the Flyers since the 2012 Eastern Conference Quarterfinals.

**SEPTEMBER 5, 2020:** The Flyers fall short in their quest to come back from a 3-1 series deficit to the New York Islanders, who take a 4-0 win in Game 7. It was the 17th Game 7 in franchise history and the first in which the Flyers were shut out.

**OCTOBER 6-7, 2020:** The NHL stages another historic first made necessary by the COVID-19 pandemic as the 2020 NHL Draft is staged virtually, with all 31 teams drafting from headquarters in their own cities.







# PLAYOFF

## HISTORY



## FLYERS PLAYOFF RECORDS VS. NHL TEAMS

TEAM	GP	W	L	PCT	GF	GA
<b>BOSTON BRUINS</b>	<b>SERIES RECORD: 3-3</b>					
HOME	15	8	7	.533	44	44
AWAY	17	6	11	.353	46	57
TOTALS	32	14	18	.438	90	101

<b>BUFFALO SABRES</b>	<b>SERIES RECORD: 6-3</b>					
HOME	27	19	8	.704	90	66
AWAY	23	10	13	.435	56	75
TOTALS	50	29	21	.580	146	141

<b>CALGARY/ATLANTA</b>	<b>SERIES RECORD: 1-1</b>					
HOME	6	4	2	.667	27	15
AWAY	5	3	2	.600	16	13
TOTALS	11	7	4	.636	43	28

<b>CHICAGO BLACKHAWKS</b>	<b>SERIES RECORD: 0-2</b>					
HOME	5	2	3	.400	16	19
AWAY	5	0	5	.000	14	26
TOTALS	10	2	8	.100	30	45

<b>COLORADO/QUEBEC</b>	<b>SERIES RECORD: 2-0</b>					
HOME	6	5	1	.833	29	18
AWAY	5	2	3	.400	10	11
TOTALS	11	7	4	.636	39	29

<b>DALLAS/MINNESOTA</b>	<b>SERIES RECORD: 2-0</b>					
HOME	6	4	2	.667	26	15
AWAY	5	4	1	.800	15	11
TOTALS	11	8	3	.727	41	26

<b>DETROIT RED WINGS</b>	<b>SERIES RECORD: 0-1</b>					
HOME	2	0	2	.000	4	8
AWAY	2	0	2	.000	2	8
TOTALS	4	0	4	.000	6	16

<b>EDMONTON OILERS</b>	<b>SERIES RECORD: 1-2</b>					
HOME	7	5	2	.714	23	17
AWAY	8	2	6	.250	21	32
TOTALS	15	7	8	.467	44	49

<b>FLORIDA PANTHERS</b>	<b>SERIES RECORD: 0-1</b>					
HOME	3	1	2	.333	4	6
AWAY	3	1	2	.333	7	9
TOTALS	6	2	4	.333	11	15

<b>MONTREAL CANADIENS</b>	<b>SERIES RECORD: 4-3</b>					
HOME	18	7	11	.389	43	56
AWAY	19	12	7	.632	57	50
TOTALS	37	19	18	.528	100	106

TEAM	GP	W	L	PCT	GF	GA
<b>NEW JERSEY/COLORADO</b>	<b>SERIES RECORD: 3-3</b>					
HOME	16	8	8	.533	37	45
AWAY	14	8	6	.466	38	32
TOTALS	30	16	14	.499	75	77

<b>NEW YORK ISLANDERS</b>	<b>SERIES RECORD: 3-2</b>					
HOME	18	12	6	.667	59	44
AWAY	14	5	9	.357	40	50
TOTALS	32	17	15	.531	99	94

<b>NEW YORK RANGERS</b>	<b>SERIES RECORD: 6-5</b>					
HOME	30	19	11	.633	100	92
AWAY	24	11	13	.458	73	80
TOTALS	54	30	24	.556	173	172

<b>OTTAWA SENATORS</b>	<b>SERIES RECORD: 0-2</b>					
HOME	6	2	4	.333	6	13
AWAY	5	1	4	.200	6	15
TOTALS	11	3	8	.273	12	28

<b>PITTSBURGH PENGUINS</b>	<b>SERIES RECORD: 4-3</b>					
HOME	20	10	10	.500	71	72
AWAY	21	11	10	.524	65	71
TOTALS	41	21	20	.512	136	143

<b>ST. LOUIS BLUES</b>	<b>SERIES RECORD: 0-2</b>					
HOME	6	2	4	.333	12	15
AWAY	5	1	4	.200	8	19
TOTALS	11	3	8	.273	20	34

<b>TAMPA BAY LIGHTNING</b>	<b>SERIES RECORD: 1-1</b>					
HOME	6	4	2	.667	21	16
AWAY	8	4	4	.500	28	19
TOTALS	14	8	6	.571	49	35

<b>TORONTO MAPLE LEAFS</b>	<b>SERIES RECORD: 5-1</b>					
HOME	19	14	5	.737	70	33
AWAY	17	8	9	.471	49	52
TOTALS	36	22	14	.611	119	85

<b>VANCOUVER CANUCKS</b>	<b>SERIES RECORD: 1-0</b>					
HOME	2	1	1	.500	9	5
AWAY	1	1	0	1.000	6	4
TOTALS	3	2	1	.667	15	9

<b>WASHINGTON CAPITALS</b>	<b>SERIES RECORD: 2-3</b>					
HOME	4	8	6	.571	42	47
AWAY	16	6	10	.375	45	53
TOTALS	30	14	16	.467	87	100

## FLYERS ALL-TIME PLAYOFF RECORD

<b>SERIES RECORD: 44-38</b>	<b>GP</b>	<b>W</b>	<b>L</b>	<b>PCT</b>	<b>GF</b>	<b>GA</b>
HOME	232	135	97	.582	733	645
AWAY	217	96	121	.442	602	687
TOTALS	449	231	218	.514	1,335	1,332

\* Flyers all-time record and all-time game totals vs. Boston, Tampa Bay and Washington include round-robin games from 2020 Stanley Cup Playoffs. Series records do not include the round-robin.



## PLAYOFF HISTORY VS. EACH TEAM

TEAM	YEAR	SERIES	WINNER	W	L	GF	GA
Boston	1974	Stanley Cup Final	Flyers	4	2	15	13
	1976	Semifinals	Flyers	4	1	19	12
	1977	Semifinals	Bruins	0	4	8	14
	1978	Semifinals	Bruins	1	4	15	21
	2010	Conf. Semifinals	Flyers	4	3	22	20
	2011	Conf. Semifinals	Bruins	0	4	7	20
Buffalo	2020	Round Robin	Flyers	1	0	4	1
	1975	Stanley Cup Final	Flyers	4	2	19	12
	1978	Quarterfinals	Flyers	4	1	16	11
	1995	Conf. Quarterfinals	Flyers	4	1	18	13
	1997	Conf. Semifinals	Flyers	4	1	21	13
	1998	Conf. Quarterfinals	Sabres	1	4	9	18
Calgary	2000	Conf. Quarterfinals	Flyers	4	1	14	8
	2001	Conf. Quarterfinals	Sabres	2	4	13	21
	2006	Conf. Quarterfinals	Sabres	2	4	14	27
	2011	Conf. Quarterfinals	Flyers	4	3	22	18
	1974	Quarterfinals	Flyers	4	0	17	6
	1981	Quarterfinals	Flames	3	4	26	22
Chicago	1971	Quarterfinals	Blackhawks	0	4	8	20
	2010	Stanley Cup Final	Blackhawks	2	4	22	25
Colorado	1981	Prelimin. Round	Flyers	3	2	22	17
	1985	Conf. Finals	Flyers	4	2	17	12
Dallas/Minnesota	1973	Quarterfinals	Flyers	4	2	14	12
	1980	Semifinals	Flyers	4	1	27	14
Detroit	1997	Finals	Red Wings	0	4	6	16
	1980	Prelimin. Round	Flyers	3	0	12	6
Edmonton	1985	Stanley Cup Final	Oilers	1	4	14	21
	1987	Stanley Cup Final	Oilers	3	4	18	22
Florida	1996	Conf. Semifinals	Panthers	2	4	11	15
Montreal	1973	Semifinals	Canadiens	1	4	13	19
	1976	Stanley Cup Final	Canadiens	0	4	9	14
	1987	Conf. Finals	Flyers	4	2	22	22
	1989	Conf. Finals	Canadiens	2	4	8	17
	2008	Conf. Semifinals	Flyers	4	1	20	14
	2010	Conf. Finals	Flyers	4	1	17	7
New Jersey	2020	Conf. Quarterfinals	Flyers	4	2	11	13
	1978	Prelimin. Round	Flyers	2	0	6	3
	1995	Conf. Finals	Devils	2	4	14	20
	2000	Conf. Finals	Devils	3	4	15	18
	2004	Conf. Quarterfinals	Flyers	4	1	14	9
	2010	Conf. Quarterfinals	Flyers	4	1	15	9
NY Islanders	2012	Conf. Semifinals	Devils	1	4	11	18
	1975	Semifinals	Flyers	4	3	19	16
	1980	Stanley Cup Final	Islanders	2	4	25	26
	1985	Division Finals	Flyers	4	1	16	11
	1987	Division Finals	Flyers	4	3	23	16
	2020	Conf. Quarterfinals	Islanders	3	4	16	24
NY Rangers	1974	Semifinals	Flyers	4	3	22	17
	1979	Quarterfinals	Rangers	1	4	8	28
	1980	Quarterfinals	Flyers	4	1	14	7
	1982	Division Semifinals	Rangers	1	3	15	19
	1983	Division Semifinals	Rangers	0	3	9	18
	1985	Division Semifinals	Flyers	3	0	14	10
	1986	Division Semifinals	Rangers	2	3	15	18
	1987	Division Semifinals	Flyers	4	2	22	13
	1995	Conf. Semifinals	Flyers	4	0	18	10
	1997	Conf. Finals	Flyers	4	1	20	13
	2014	Quarterfinals	Rangers	3	4	16	19





## PLAYOFF HISTORY VS. EACH TEAM

TEAM	YEAR	SERIES	WINNER	W	L	GF	GA
Ottawa	2002	Conf. Quarterfinals	Senators	1	4	2	11
	2003	Conf. Semifinals	Senators	2	4	10	17
Pittsburgh	1989	Division Finals	Flyers	4	3	31	24
	1997	Conf. Quarterfinals	Flyers	4	1	20	13
	2000	Conf. Semifinals	Flyers	4	2	15	14
	2008	Conf. Finals	Penguins	1	4	9	20
	2009	Conf. Quarterfinals	Penguins	2	4	16	18
	2012	Conf. Quarterfinals	Flyers	4	2	30	26
St. Louis	2018	First Round	Penguins	2	4	15	28
	1968	Quarterfinals	Blues	3	4	17	17
	1969	Quarterfinals	Blues	0	4	3	17
Tampa Bay	1996	Conf. Quarterfinals	Flyers	4	2	26	13
	2004	Conf. Finals	Lightning	3	4	19	21
	2020	Round Robin	Flyers	1	0	4	1
Toronto	1975	Quarterfinals	Flyers	4	0	15	6
	1976	Quarterfinals	Flyers	4	3	33	23
	1977	Quarterfinals	Flyers	4	2	19	18
	1999	Conf. Quarterfinals	Maple Leafs	2	4	11	9
	2003	Conf. Quarterfinals	Flyers	4	3	24	16
	2004	Conf. Semifinals	Flyers	4	2	17	13
Vancouver	1979	Prelimin. Round	Flyers	2	1	15	9
Washington	1984	Division Semifinals	Capitals	0	3	5	15
	1988	Division Semifinals	Capitals	3	4	25	31
	1989	Division Semifinals	Flyers	4	2	25	19
	2008	Conf. Quarterfinals	Flyers	4	3	23	20
	2016	First Round	Capitals	2	4	6	14
	2020	Round Robin	Flyers	1	0	3	1

\*2020 Round Robin games vs. Boston, Tampa Bay & Washington included here for reference. The three games do not affect the all-time series record against those teams.



## TEAM BY TEAM PLAYOFF SERIES HISTORY

TEAM	SERIES	W	L	GP	W	L	GF	GA	LAST	RND	RESULT
Boston^	6	3	3	32	14	18	90	101	2011	SF	L4-0
Buffalo	9	6	3	50	29	21	146	141	2011	CQF	W4-3
Calgary*	2	1	1	11	7	4	43	28	1981	QF	L3-4
Chicago	2	0	2	10	2	8	30	45	2010	F	L2-4
Colorado	2	2	0	11	7	4	39	29	1985	CF	W4-2
Dallas**	2	2	0	11	8	3	41	26	1980	SF	W4-1
Detroit	1	0	1	4	0	4	6	16	1997	F	L0-4
Edmonton	3	1	2	15	7	8	44	49	1987	F	L3-4
Florida	1	0	1	6	2	4	11	15	1996	CSF	L2-4
Montreal	7	4	3	37	19	18	100	106	2020	CQF	W4-2
New Jersey***	6	3	3	30	16	14	75	77	2010	CQF	W4-1
NY Islanders	5	3	2	32	17	15	99	93	2020	CSF	L3-4
NY Rangers	11	6	5	54	30	24	173	172	2014	QF	L3-4
Ottawa	2	0	2	11	3	8	12	28	2003	CSF	L2-4
Pittsburgh	7	4	3	41	21	20	136	143	2018	FR	L2-4
St. Louis	2	0	2	11	3	8	20	34	1969	QF	L0-4
Tampa Bay^	2	1	1	14	8	6	49	35	2004	CF	L3-4
Toronto	6	5	1	36	22	14	119	85	2004	CSF	W4-2
Vancouver^	1	1	0	3	2	1	15	9	1979	PR	W2-1
Washington	5	2	3	30	14	16	87	100	2016	CQF	L2-4

\*INCLUDES SERIES VS. ATLANTA FLAMES | \*\*INCLUDES SERIES VS. MINNESOTA NORTH STARS

\*\*\*INCLUDES SERIES VS. COLORADO ROCKIES

^ GAME TOTALS INCLUDE 2020 ROUND-ROBIN GAMES, SERIES TOTALS DO NOT

PR - INDICATES PRELIMINARY ROUND

FR - INDICATES FIRST ROUND

DSF - INDICATES DIVISION SEMIFINAL

DF - INDICATES DIVISION FINAL

CQF - INDICATES CONFERENCE QUARTERFINAL

CSF - INDICATES CONFERENCE SEMIFINAL

QF - INDICATES QUARTERFINAL

SF - INDICATES SEMIFINAL

CF - INDICATES CONFERENCE FINAL

F - INDICATES FINAL

## PLAYOFF OVERTIME RECORD BY OPPONENT

TEAM	HOME			ROAD			OVERALL		
	GP	W	L	GP	W	L	GP	W	L
Boston	5	2	3	3	1	2	8	3	5
Buffalo	5	1	4	5	1	4	10	2	8
Calgary/Atlanta	0	0	0	1	1	0	1	1	0
Chicago	2	1	1	0	0	0	2	1	1
Colorado/Quebec	0	0	0	2	0	2	2	0	2
Dallas/Minnesota	1	1	0	0	0	0	1	1	0
Edmonton	1	1	0	2	1	1	3	2	1
Florida	1	0	1	1	0	1	2	0	2
Montreal	1	1	0	4	2	2	5	3	2
New Jersey/Colorado	3	3	0	2	1	1	5	4	1
NY Islanders	4	3	1	3	1	2	7	4	3
NY Rangers	4	4	0	1	0	1	5	4	1
Ottawa	3	1	2	0	0	0	3	1	2
Pittsburgh	1	0	1	4	3	1	5	3	2
St. Louis	0	0	0	2	1	1	2	1	1
Tampa Bay	2	1	1	1	0	1	3	1	2
Toronto	0	0	0	8	5	3	8	5	3
Washington	3	2	1	2	1	1	5	3	2
<b>TOTALS</b>	<b>36</b>	<b>21</b>	<b>15</b>	<b>41</b>	<b>18</b>	<b>23</b>	<b>77</b>	<b>39</b>	<b>38</b>



# FLYERS STANLEY CUP PLAYOFF RESULTS

## 1968

### QUARTERFINALS (3-4)

4/4	St. Louis	1	at	FLYERS	0	L
4/6	St. Louis	3	at	FLYERS	4	W
4/10	FLYERS	2	at	St. Louis	3-OT	L
4/11	FLYERS	2	at	St. Louis	5	L
4/13	St. Louis	1	at	FLYERS	6	W
4/16	FLYERS	2	at	St. Louis	2-OT	W
4/18	St. Louis	3	at	FLYERS	1	L

## 1969

### QUARTERFINALS (0-4)

4/2	FLYERS	2	at	St. Louis	5	L
4/3	FLYERS	0	at	St. Louis	5	L
4/5	St. Louis	3	at	FLYERS	0	L
4/6	St. Louis	4	at	FLYERS	1	L

## 1970 MISSED PLAYOFFS

## 1971

### QUARTERFINALS (0-4)

4/7	FLYERS	2	at	Chicago	5	L
4/8	FLYERS	2	at	Chicago	6	L
4/10	Chicago	3	at	FLYERS	2	L
4/11	Chicago	6	at	FLYERS	2	L

## 1972 MISSED PLAYOFFS

## 1973

### QUARTERFINALS (4-2)

4/4	Minnesota	3	at	FLYERS	0	L
4/5	Minnesota	1	at	FLYERS	4	W
4/7	FLYERS	0	at	Minnesota	5	L
4/8	FLYERS	3	at	Minnesota	0	W
4/10	Minnesota	2	at	FLYERS	3-OT	W
4/12	FLYERS	4	at	Minnesota	1	W

### SEMIFINALS (1-4)

4/14	FLYERS	5	at	Montreal	4-OT	W
4/16	FLYERS	3	at	Montreal	4-OT	L
4/19	Montreal	2	at	FLYERS	1	L
4/22	Montreal	4	at	FLYERS	1	L
4/24	FLYERS	3	at	Montreal	5	L

## 1974

### QUARTERFINALS (4-0)

4/9	Atlanta	1	at	FLYERS	4	W
4/11	Atlanta	1	at	FLYERS	5	W
4/12	FLYERS	4	at	Atlanta	1	W
4/14	FLYERS	4	at	Atlanta	3-OT	W

### SEMIFINAL (4-3)

4/20	NY Rangers	0	at	FLYERS	4	W
4/23	NY Rangers	2	at	FLYERS	5	W
4/25	FLYERS	3	at	NY Rangers	5	L
4/28	FLYERS	1	at	NY Rangers	2-OT	L
4/30	NY Rangers	1	at	FLYERS	4	W
5/2	FLYERS	1	at	NY Rangers	4	L
5/5	NY Rangers	3	at	FLYERS	4	W

### STANLEY CUP FINAL (4-2)

5/7	FLYERS	2	at	Boston	3	L
5/9	FLYERS	3	at	Boston	2-OT	W
5/12	Boston	1	at	FLYERS	4	W
5/14	Boston	2	at	FLYERS	4	W
5/16	FLYERS	1	at	Boston	5	L
5/19	Boston	0	at	FLYERS	1	W

**\*\*FLYERS WIN STANLEY CUP\*\***

## 1975

### QUARTERFINALS (4-0)

4/13	Toronto	3	at	FLYERS	6	W
4/15	Toronto	0	at	FLYERS	3	W
4/17	FLYERS	2	at	Toronto	0	W
4/19	FLYERS	4	at	Toronto	3-OT	W

### SEMIFINALS (4-3)

4/29	NY Islanders	0	at	FLYERS	4	W
5/1	NY Islanders	4	at	FLYERS	5-OT	W
5/4	FLYERS	1	at	NY Islanders	0	W
5/7	FLYERS	3	at	NY Islanders	4-OT	L
5/8	NY Islanders	5	at	FLYERS	1	L
5/11	FLYERS	1	at	NY Islanders	2	L
5/13	NY Islanders	1	at	FLYERS	4	W

### FINALS (4-2)

5/15	Buffalo	1	at	FLYERS	4	W
5/18	Buffalo	1	at	FLYERS	2	W
5/20	FLYERS	4	at	Buffalo	5-OT	L
5/22	FLYERS	2	at	Buffalo	4	L
5/25	Buffalo	1	at	FLYERS	5	W
5/27	FLYERS	2	at	Buffalo	0	W

**\*\*FLYERS WIN STANLEY CUP\*\***

## 1976

### QUARTERFINALS (4-3)

4/12	Toronto	1	at	FLYERS	4	W
4/13	Toronto	1	at	FLYERS	3	W
4/15	FLYERS	4	at	Toronto	5	L
4/17	FLYERS	3	at	Toronto	4	L
4/20	Toronto	1	at	FLYERS	7	W
4/22	FLYERS	5	at	Toronto	8	L
4/25	Toronto	3	at	FLYERS	7	W

### SEMIFINALS (4-1)

4/27	Boston	4	at	FLYERS	2	L
4/29	Boston	1	at	FLYERS	2-OT	W
5/2	FLYERS	5	at	Boston	2	W
5/4	FLYERS	4	at	Boston	2	W
5/6	Boston	3	at	FLYERS	6	W

### STANLEY CUP FINAL (0-4)

5/9	FLYERS	3	at	Montreal	4	L
5/11	FLYERS	1	at	Montreal	2	L
5/13	Montreal	3	at	FLYERS	2	L
5/16	Montreal	5	at	FLYERS	3	L

## 1977

### QUARTERFINALS (4-2)

4/11	Toronto	3	at	FLYERS	2	L
4/13	Toronto	4	at	FLYERS	1	L
4/15	FLYERS	4	at	Toronto	3-OT	W
4/17	FLYERS	6	at	Toronto	5-OT	W
4/19	Toronto	0	at	FLYERS	2	W
4/21	FLYERS	4	at	Toronto	3	W

### SEMIFINALS (0-4)

4/24	Boston	4	at	FLYERS	3-OT	L
4/26	Boston	5	at	FLYERS	4-OT	L
4/28	FLYERS	1	at	Boston	2	L
5/1	FLYERS	0	at	Boston	3	L



# FLYERS STANLEY CUP PLAYOFF RESULTS

## 1978

### PRELIMINARY ROUND (2-0)

4/11	Colorado	2	at	FLYERS	3-OT	W
4/13	FLYERS	3	at	Colorado	1	W

### QUARTERFINALS (4-1)

4/17	Buffalo	1	at	FLYERS	4	W
4/19	Buffalo	2	at	FLYERS	3	W
4/22	FLYERS	1	at	Buffalo	4	L
4/23	FLYERS	4	at	Buffalo	2	W
4/25	Buffalo	2	at	FLYERS	4	W

### SEMIFINALS (1-4)

5/2	FLYERS	2	at	Boston	3-OT	L
5/4	FLYERS	5	at	Boston	7	L
5/7	Boston	1	at	FLYERS	3	W
5/9	Boston	4	at	FLYERS	2	L
5/11	FLYERS	3	at	Boston	6	L

## 1979

### PRELIMINARY ROUND (2-1)

4/10	Vancouver	3	at	FLYERS	2	L
4/12	FLYERS	6	at	Vancouver	4	W
4/14	Vancouver	2	at	FLYERS	7	W

### QUARTERFINALS (2-4)

4/16	NY Rangers	2	at	FLYERS	3-OT	W
4/18	NY Rangers	7	at	FLYERS	1	L
4/20	FLYERS	1	at	NY Rangers	5	L
4/22	FLYERS	0	at	NY Rangers	6	L
4/24	NY Rangers	8	at	FLYERS	3	L

## 1980

### PRELIMINARY ROUND (3-0)

4/8	Edmonton	3	at	FLYERS	4-OT	W
4/9	Edmonton	1	at	FLYERS	5	W
4/11	FLYERS	3	at	Edmonton	2-OT	W

### QUARTERFINALS (4-1)

4/16	NY Rangers	1	at	FLYERS	2	W
4/17	NY Rangers	1	at	FLYERS	4	W
4/19	FLYERS	3	at	NY Rangers	0	W
4/20	FLYERS	2	at	NY Rangers	4	L
4/22	NY Rangers	1	at	FLYERS	3	W

### SEMIFINALS (4-1)

4/29	Minnesota	6	at	FLYERS	5	L
5/1	Minnesota	0	at	FLYERS	7	W
5/4	FLYERS	5	at	Minnesota	3	W
5/6	FLYERS	3	at	Minnesota	2	W
5/8	Minnesota	3	at	FLYERS	7	W

### STANLEY CUP FINAL (2-4)

5/13	NY Islanders	4	at	FLYERS	3-OT	L
5/15	NY Islanders	3	at	FLYERS	8	W
5/17	FLYERS	2	at	NY Islanders	6	L
5/19	FLYERS	2	at	NY Islanders	5	L
5/22	NY Islanders	3	at	FLYERS	6	W
5/24	FLYERS	4	at	NY Islanders	5-OT	L

## 1981

### PRELIMINARY ROUND (3-2)

4/8	Quebec	4	at	FLYERS	6	W
4/9	Quebec	5	at	FLYERS	8	W
4/11	FLYERS	0	at	Quebec	2	L
4/12	FLYERS	3	at	Quebec	4-OT	L
4/14	Quebec	2	at	FLYERS	5	W

### QUARTERFINALS (3-4)

4/16	Calgary	0	at	FLYERS	4	W
4/17	Calgary	5	at	FLYERS	4	L
4/19	FLYERS	1	at	Calgary	2	L

4/20	FLYERS	4	at	Calgary	5	L
4/22	Calgary	4	at	FLYERS	9	W
4/24	FLYERS	3	at	Calgary	2	W
4/26	Calgary	4	at	FLYERS	1	L

## 1982

### PATRICK DIVISION SEMIFINALS (1-3)

4/7	FLYERS	4	at	NY Rangers	1	W
4/8	FLYERS	3	at	NY Rangers	7	L
4/10	NY Rangers	4	at	FLYERS	3	L
4/11	NY Rangers	7	at	FLYERS	5	L

## 1983

### PATRICK DIVISION SEMIFINALS (0-3)

4/5	NY Rangers	5	at	FLYERS	3	L
4/7	NY Rangers	4	at	FLYERS	3	L
4/9	FLYERS	3	at	NY Rangers	9	L

## 1984

### PATRICK DIVISION SEMIFINALS (0-3)

4/4	FLYERS	2	at	Washington	4	L
4/5	FLYERS	2	at	Washington	6	L
4/7	Washington	5	at	FLYERS	1	L

## 1985

### PATRICK DIVISION SEMIFINALS (3-0)

4/10	NY Rangers	4	at	FLYERS	5-OT	W
4/11	NY Rangers	1	at	FLYERS	3	W
4/13	FLYERS	6	at	NY Rangers	5	W

### PATRICK DIVISION FINALS (4-1)

4/18	NY Islanders	0	at	FLYERS	3	W
4/21	NY Islanders	2	at	FLYERS	5	W
4/23	FLYERS	5	at	NY Islanders	3	W
4/25	FLYERS	2	at	NY Islanders	6	L
4/28	NY Islanders	0	at	FLYERS	1	W

### WALES CONFERENCE FINALS (4-2)

5/5	FLYERS	1	at	Quebec	2-OT	L
5/7	FLYERS	4	at	Quebec	2	W
5/9	Quebec	2	at	FLYERS	4	W
5/12	Quebec	5	at	FLYERS	3	L
5/14	FLYERS	2	at	Quebec	1	W
5/16	Quebec	0	at	FLYERS	3	W

### STANLEY CUP FINAL (1-4)

5/21	Edmonton	1	at	FLYERS	4	W
5/23	Edmonton	3	at	FLYERS	1	L
5/25	FLYERS	3	at	Edmonton	4	L
5/28	FLYERS	3	at	Edmonton	5	L
5/30	FLYERS	3	at	Edmonton	8	L

## 1986

### PATRICK DIVISION SEMIFINALS (2-3)

4/9	NY Rangers	6	at	FLYERS	2	L
4/10	NY Rangers	1	at	FLYERS	2	W
4/12	FLYERS	2	at	NY Rangers	5	L
4/13	FLYERS	7	at	NY Rangers	1	W
4/15	NY Rangers	5	at	FLYERS	2	L

## 1987

### PATRICK DIVISION SEMIFINALS (4-2)

4/8	NY Rangers	3	at	FLYERS	0	L
4/9	NY Rangers	3	at	FLYERS	8	W
4/11	FLYERS	3	at	NY Rangers	0	W
4/12	FLYERS	3	at	NY Rangers	6	L
4/14	NY Rangers	1	at	FLYERS	3	W
4/16	FLYERS	5	at	NY Rangers	0	W



# FLYERS STANLEY CUP PLAYOFF RESULTS

## PATRICK DIVISION FINALS (4-3)

4/20	NY Islanders	2	at	FLYERS	4	W
4/22	NY Islanders	2	at	FLYERS	1	L
4/24	FLYERS	4	at	NY Islanders	1	W
4/26	FLYERS	6	at	NY Islanders	4	W
4/28	NY Islanders	2	at	FLYERS	1	L
4/30	FLYERS	2	at	NY Islanders	4	L
5/2	NY Islanders	1	at	FLYERS	5	W

## WALES CONFERENCE FINALS (4-2)

5/4	Montreal	3	at	FLYERS	4-OT	W
5/6	Montreal	5	at	FLYERS	2	L
5/8	FLYERS	4	at	Montreal	3	W
5/10	FLYERS	6	at	Montreal	3	W
5/12	Montreal	5	at	FLYERS	2	L
5/14	FLYERS	4	at	Montreal	3	W

## STANLEY CUP FINAL (3-4)

5/17	FLYERS	2	at	Edmonton	4	L
5/20	FLYERS	2	at	Edmonton	3-OT	L
5/22	Edmonton	3	at	FLYERS	5	W
5/24	Edmonton	4	at	FLYERS	1	L
5/26	FLYERS	4	at	Edmonton	3	W
5/28	Edmonton	2	at	FLYERS	3	W
5/31	FLYERS	1	at	Edmonton	3	L

## 1988

### PATRICK DIVISION SEMIFINALS (3-4)

4/6	FLYERS	4	at	Washington	2	W
4/7	FLYERS	4	at	Washington	5	L
4/9	Washington	3	at	FLYERS	4	W
4/10	Washington	4	at	FLYERS	5-OT	W
4/12	FLYERS	2	at	Washington	5	L
4/14	Washington	7	at	FLYERS	2	L
4/16	FLYERS	4	at	Washington	5-OT	

## 1989

### PATRICK DIVISION SEMIFINALS (4-2)

4/5	FLYERS	2	at	Washington	3	L
4/6	FLYERS	3	at	Washington	2	W
4/8	Washington	4	at	FLYERS	3-OT	L
4/9	Washington	2	at	FLYERS	5	W
4/11	FLYERS	8	at	Washington	5	W
4/13	Washington	3	at	FLYERS	4	W

### PATRICK DIVISION FINALS (4-3)

4/17	FLYERS	3	at	Pittsburgh	4	L
4/19	FLYERS	4	at	Pittsburgh	2	W
4/21	Pittsburgh	4	at	FLYERS	3-OT	L
4/23	Pittsburgh	1	at	FLYERS	4	W
4/25	FLYERS	7	at	Pittsburgh	10	L
4/27	Pittsburgh	2	at	FLYERS	6	W
4/29	FLYERS	4	at	Pittsburgh	1	W

## WALES CONFERENCE FINALS (2-4)

5/1	FLYERS	3	at	Montreal	1	W
5/3	FLYERS	0	at	Montreal	3	L
5/5	Montreal	5	at	FLYERS	1	L
5/7	Montreal	3	at	FLYERS	0	L
5/9	FLYERS	2	at	Montreal	1-OT	W
5/11	Montreal	4	at	FLYERS	2	L

## 1990 MISSED PLAYOFFS

## 1991 MISSED PLAYOFFS

## 1992 MISSED PLAYOFFS

## 1993 MISSED PLAYOFFS

## 1994 MISSED PLAYOFFS

## 1995

### EASTERN CONFERENCE QUARTERFINALS (4-1)

5/7	Buffalo	3	at	FLYERS	4-OT	W
5/8	Buffalo	1	at	FLYERS	3	W
5/10	FLYERS	1	at	Buffalo	3	L
5/12	FLYERS	4	at	Buffalo	2	W
5/14	Buffalo	4	at	FLYERS	6	W

### EASTERN CONFERENCE SEMIFINALS (4-0)

5/21	NY Rangers	4	at	FLYERS	5-OT	W
5/22	NY Rangers	3	at	FLYERS	4-OT	W
5/24	FLYERS	5	at	NY Rangers	2	W
5/26	FLYERS	4	at	NY Rangers	1	W

### EASTERN CONFERENCE FINALS (2-4)

6/3	New Jersey	4	at	FLYERS	1	L
6/5	New Jersey	5	at	FLYERS	2	L
6/7	FLYERS	3	at	New Jersey	2-OT	W
6/10	FLYERS	4	at	New Jersey	2	W
6/11	New Jersey	3	at	FLYERS	2	L
6/13	FLYERS	2	at	New Jersey	4	L

## 1996

### EASTERN CONFERENCE QUARTERFINALS (4-2)

4/16	Tampa Bay	3	at	FLYERS	7	W
4/18	Tampa Bay	2	at	FLYERS	1-OT	L
4/21	FLYERS	4	at	Tampa Bay	5-OT	L
4/23	FLYERS	4	at	Tampa Bay	1	W
4/25	Tampa Bay	1	at	FLYERS	4	W
4/27	FLYERS	6	at	Tampa Bay	1	W

### EASTERN CONFERENCE SEMIFINALS (2-4)

5/2	Florida	2	at	FLYERS	0	L
5/4	Florida	2	at	FLYERS	3	W
5/7	FLYERS	3	at	Florida	1	W
5/9	FLYERS	3	at	Florida	4-OT	L
5/12	Florida	2	at	FLYERS	1-OT	L
5/14	FLYERS	1	at	Florida	4	L

## 1997

### EASTERN CONFERENCE QUARTERFINALS (4-1)

4/17	Pittsburgh	1	at	FLYERS	5	W
4/19	Pittsburgh	2	at	FLYERS	3	W
4/21	FLYERS	5	at	Pittsburgh	3	W
4/23	FLYERS	1	at	Pittsburgh	4	L
4/26	Pittsburgh	3	at	FLYERS	6	W

### EASTERN CONFERENCE SEMIFINALS (4-1)

5/3	FLYERS	5	at	Buffalo	3	W
5/5	FLYERS	2	at	Buffalo	1	W
5/7	Buffalo	1	at	FLYERS	4	W
5/9	Buffalo	5	at	FLYERS	4-OT	L
5/11	FLYERS	6	at	Buffalo	3	W

### EASTERN CONFERENCE FINALS (4-1)

5/16	NY Rangers	1	at	FLYERS	3	W
5/18	NY Rangers	5	at	FLYERS	4	L
5/20	FLYERS	6	at	NY Rangers	3	W
5/23	FLYERS	3	at	NY Rangers	2	W
5/25	NY Rangers	2	at	FLYERS	4	W

### STANLEY CUP FINALS (0-4)

5/31	Detroit	4	at	FLYERS	2	L
6/3	Detroit	4	at	FLYERS	2	L
6/5	FLYERS	1	at	Detroit	6	L
6/7	FLYERS	1	at	Detroit	2	L



# FLYERS STANLEY CUP PLAYOFF RESULTS

## 1998

### EASTERN CONFERENCE QUARTERFINALS (1-4)

4/22	Buffalo	3	at	FLYERS	2	L
4/24	Buffalo	2	at	FLYERS	3	W
4/27	FLYERS	1	at	Buffalo	6	L
4/29	FLYERS	1	at	Buffalo	4	L
5/1	Buffalo	3	at	FLYERS	2-OT	L

## 1999

### EASTERN CONFERENCE QUARTERFINALS (2-4)

4/22	FLYERS	3	at	Toronto	0	W
4/24	FLYERS	1	at	Toronto	2	L
4/26	Toronto	2	at	FLYERS	1	L
4/28	Toronto	2	at	FLYERS	5	W
4/30	FLYERS	1	at	Toronto	2-OT	L
5/2	Toronto	1	at	FLYERS	0	L

## 2000

### EASTERN CONFERENCE QUARTERFINALS (4-1)

4/13	Buffalo	2	at	FLYERS	3	W
4/14	Buffalo	1	at	FLYERS	2	W
4/16	FLYERS	2	at	Buffalo	0	W
4/18	FLYERS	2	at	Buffalo	3-OT	L
4/20	Buffalo	2	at	FLYERS	5	W

### EASTERN CONFERENCE SEMIFINALS (4-2)

4/27	Pittsburgh	2	at	FLYERS	0	L
4/29	Pittsburgh	4	at	FLYERS	1	L
5/2	FLYERS	4	at	Pittsburgh	3-OT	W
5/4	FLYERS	2	at	Pittsburgh	1-SOT	W
5/7	Pittsburgh	3	at	FLYERS	6	W
5/9	FLYERS	2	at	Pittsburgh	1	W

### EASTERN CONFERENCE FINALS (3-4)

5/14	New Jersey	4	at	FLYERS	1	L
5/16	New Jersey	3	at	FLYERS	4	W
5/18	FLYERS	4	at	New Jersey	2	W
5/20	FLYERS	3	at	New Jersey	1	W
5/22	New Jersey	4	at	FLYERS	1	L
5/24	FLYERS	1	at	New Jersey	2	L
5/26	New Jersey	2	at	FLYERS	1	L

## 2001

### EASTERN CONFERENCE QUARTERFINALS (2-4)

4/11	Buffalo	2	at	FLYERS	1	L
4/14	Buffalo	4	at	FLYERS	3-OT	L
4/16	FLYERS	3	at	Buffalo	2	W
4/17	FLYERS	3	at	Buffalo	4-OT	L
4/19	Buffalo	1	at	FLYERS	3	W
4/21	FLYERS	0	at	Buffalo	8	L

## 2002

### EASTERN CONFERENCE QUARTERFINALS (1-4)

4/17	Ottawa	0	at	FLYERS	1-OT	W
4/20	Ottawa	3	at	FLYERS	0	L
4/22	FLYERS	0	at	Ottawa	3	L
4/24	FLYERS	0	at	Ottawa	3	L
4/26	Ottawa	2	at	FLYERS	1-OT	L

## 2003

### EASTERN CONFERENCE QUARTERFINALS (4-3)

4/9	Toronto	5	at	FLYERS	3	L
4/11	Toronto	1	at	FLYERS	4	W
4/14	FLYERS	3	at	Toronto	4-2OT	L
4/16	FLYERS	3	at	Toronto	2-3OT	W
4/19	Toronto	1	at	FLYERS	4	W
4/21	FLYERS	1	at	Toronto	2-2OT	L
4/22	Toronto	1	at	FLYERS	6	W

### EASTERN CONFERENCE SEMIFINALS (2-4)

4/25	FLYERS	2	at	Ottawa	4	L
4/27	FLYERS	2	at	Ottawa	0	W
4/29	Ottawa	3	at	FLYERS	2-OT	L
5/1	Ottawa	0	at	FLYERS	1	W
5/3	FLYERS	2	at	Ottawa	5	L
5/5	Ottawa	5	at	FLYERS	1	L

## 2004

### EASTERN CONFERENCE QUARTERFINALS (4-1)

4/8	New Jersey	2	at	FLYERS	3	W
4/10	New Jersey	2	at	FLYERS	3	W
4/12	FLYERS	2	at	New Jersey	4	L
4/14	FLYERS	3	at	New Jersey	0	W
4/17	New Jersey	1	at	FLYERS	3	W

### EASTERN CONFERENCE SEMIFINALS (4-2)

4/22	Toronto	1	at	FLYERS	3	W
4/25	Toronto	1	at	FLYERS	2	W
4/28	FLYERS	1	at	Toronto	4	L
4/30	FLYERS	1	at	Toronto	3	L
5/2	Toronto	2	at	FLYERS	7	W
5/4	FLYERS	3	at	Toronto	2-OT	W

### EASTERN CONFERENCE FINALS (3-4)

5/8	FLYERS	1	at	Tampa Bay	3	L
5/10	FLYERS	6	at	Tampa Bay	2	W
5/13	Tampa Bay	4	at	FLYERS	1	L
5/15	Tampa Bay	2	at	FLYERS	3	W
5/18	FLYERS	2	at	Tampa Bay	4	L
5/20	Tampa Bay	4	at	FLYERS	5-OT	W
5/22	FLYERS	1	at	Tampa Bay	2	L

## 2006

### EASTERN CONFERENCE QUARTERFINALS (2-4)

4/22	FLYERS	2	at	Buffalo	3-2OT	L
4/24	FLYERS	2	at	Buffalo	8	L
4/26	Buffalo	2	at	FLYERS	4	W
4/28	Buffalo	4	at	FLYERS	5	W
4/30	FLYERS	0	at	Buffalo	3	L
5/2	Buffalo	7	at	FLYERS	1	L

## 2007 MISSED PLAYOFFS

## 2008

### EASTERN CONFERENCE QUARTERFINALS (4-3)

4/11	FLYERS	4	at	Washington	5	L
4/13	FLYERS	2	at	Washington	0	W
4/15	Washington	3	at	FLYERS	6	W
4/17	Washington	3	at	FLYERS	4-2OT	W
4/19	FLYERS	2	at	Washington	3	L
4/21	Washington	4	at	FLYERS	2	L
4/22	FLYERS	3	at	Washington	2-OT	W

### EASTERN CONFERENCE SEMIFINALS (4-1)

4/24	FLYERS	3	at	Montreal	4-OT	L
4/26	FLYERS	4	at	Montreal	2	W
4/28	Montreal	2	at	FLYERS	3	W
4/30	Montreal	2	at	FLYERS	4	W
5/3	FLYERS	6	at	Montreal	4	W

### EASTERN CONFERENCE FINALS (1-4)

5/9	FLYERS	2	at	Pittsburgh	4	L
5/11	FLYERS	2	at	Pittsburgh	4	L
5/13	Pittsburgh	4	at	FLYERS	1	L
5/15	Pittsburgh	2	at	FLYERS	4	W
5/18	FLYERS	0	at	Pittsburgh	6	L



# FLYERS STANLEY CUP PLAYOFF RESULTS

## 2009

### EASTERN CONFERENCE QUARTERFINALS (2-4)

4/15	FLYERS	1	at	Pittsburgh	4	L
4/17	FLYERS	2	at	Pittsburgh	3-OT	L
4/19	Pittsburgh	3	at	FLYERS	6	W
4/21	Pittsburgh	3	at	FLYERS	1	L
4/23	FLYERS	3	at	Pittsburgh	0	W
4/25	Pittsburgh	5	at	FLYERS	3	L

## 2010

### EASTERN CONFERENCE QUARTERFINALS (4-1)

4/14	FLYERS	2	at	New Jersey	1	W
4/16	FLYERS	3	at	New Jersey	5	L
4/18	New Jersey	2	at	FLYERS	3-OT	W
4/20	New Jersey	1	at	FLYERS	4	W
4/22	FLYERS	3	at	New Jersey	0	W

### EASTERN CONFERENCE SEMIFINALS (4-3)

5/1	FLYERS	4	at	Boston	5-OT	L
5/3	FLYERS	2	at	Boston	3	L
5/5	Boston	4	at	FLYERS	1	L
5/7	Boston	4	at	FLYERS	5-OT	W
5/10	FLYERS	4	at	Boston	0	W
5/12	Boston	1	at	FLYERS	2	W
5/14	FLYERS	4	at	Boston	3	W

### EASTERN CONFERENCE FINALS (4-1)

5/16	Montreal	0	at	FLYERS	6	W
5/18	Montreal	0	at	FLYERS	3	W
5/20	FLYERS	1	at	Montreal	5	L
5/22	FLYERS	3	at	Montreal	0	W
5/24	Montreal	2	at	FLYERS	4	W

### STANLEY CUP FINAL (2-4)

5/29	FLYERS	5	at	Chicago	6	L
5/31	FLYERS	1	at	Chicago	2	L
6/2	Chicago	3	at	FLYERS	4-OT	W
6/4	Chicago	3	at	FLYERS	5	W
6/6	FLYERS	4	at	Chicago	7	L
6/9	Chicago	4	at	FLYERS	3-OT	L

## 2011

### EASTERN CONFERENCE QUARTERFINALS (4-3)

4/14	Buffalo	1	at	FLYERS	0	L
4/16	Buffalo	4	at	FLYERS	5	W
4/18	FLYERS	4	at	Buffalo	2	W
4/20	FLYERS	0	at	Buffalo	1	L
4/22	Buffalo	4	at	FLYERS	3-OT	L
4/24	FLYERS	5	at	Buffalo	4-OT	W
4/26	Buffalo	2	at	FLYERS	5	W

### EASTERN CONFERENCE SEMIFINALS (4-4)

4/30	Boston	7	at	FLYERS	3	L
5/2	Boston	3	at	FLYERS	2-OT	L
5/4	FLYERS	1	at	Boston	5	L
5/6	FLYERS	1	at	Boston	5	L

## 2012

### EASTERN CONFERENCE QUARTERFINALS (4-2)

4/11	FLYERS	4	at	Pittsburgh	3-OT	W
4/13	FLYERS	8	at	Pittsburgh	5	W
4/15	Pittsburgh	4	at	FLYERS	8	W
4/18	Pittsburgh	10	at	FLYERS	3	L
4/20	FLYERS	2	at	Pittsburgh	3	L
4/22	Pittsburgh	1	at	FLYERS	5	W

### EASTERN CONFERENCE SEMIFINALS (1-4)

4/29	New Jersey	3	at	FLYERS	4-OT	W
5/1	New Jersey	4	at	FLYERS	1	L
5/3	FLYERS	3	at	New Jersey	4-OT	L
5/6	FLYERS	2	at	New Jersey	4	L
5/8	New Jersey	3	at	FLYERS	1	L

## 2013 MISSED PLAYOFFS

## 2014

### EASTERN CONFERENCE QUARTERFINALS (3-4)

4/17	FLYERS	1	at	NY Rangers	4	L
4/20	FLYERS	4	at	NY Rangers	2	W
4/22	NY Rangers	4	at	FLYERS	1	L
4/25	NY Rangers	1	at	FLYERS	2	W
4/27	FLYERS	2	at	NY Rangers	4	L
4/29	NY Rangers	2	at	FLYERS	5	W
4/30	FLYERS	1	at	NY Rangers	2	L

## 2015 MISSED PLAYOFFS

## 2016

### FIRST ROUND (2-4)

4/14	FLYERS	0	at	Washington	2	L
4/16	FLYERS	1	at	Washington	4	L
4/18	Washington	6	at	FLYERS	1	L
4/20	Washington	1	at	FLYERS	2	W
4/22	FLYERS	2	at	Washington	0	W
4/24	Washington	1	at	FLYERS	0	L

## 2017 MISSED PLAYOFFS

## 2018

### FIRST ROUND

4/11	FLYERS	0	at	Pittsburgh	7	L
4/13	FLYERS	5	at	Pittsburgh	1	W
4/15	Pittsburgh	5	at	FLYERS	1	L
4/18	Pittsburgh	5	at	FLYERS	0	L
4/20	FLYERS	4	at	Pittsburgh	2	W
4/22	Pittsburgh	8	at	FLYERS	5	L

## 2019 MISSED PLAYOFFS

## 2020

### ROUND ROBIN (3-0)

8/2	FLYERS	4	at	Boston	1	W
8/6	Washington	1	at	FLYERS	3	W
8/8	FLYERS	4	at	Tampa Bay	1	W

### FIRST ROUND (4-2)

8/12	Montreal	1	at	FLYERS	2	W
8/14	Montreal	5	at	FLYERS	0	L
8/16	FLYERS	1	at	Montreal	0	W
8/18	FLYERS	2	at	Montreal	0	W
8/19	Montreal	5	at	FLYERS	3	L
8/21	FLYERS	3	at	Montreal	2	W

### SECOND ROUND (3-4)

8/24	NY Islanders	4	at	FLYERS	0	L
8/26	NY Islanders	3	at	FLYERS	4-OT	W
8/29	FLYERS	1	at	NY Islanders	3	L
8/30	FLYERS	2	at	NY Islanders	3	L
9/1	NY Islanders	3	at	FLYERS	4-OT	W
9/3	FLYERS	4	at	NY Islanders	3-2OT	W
9/5	NY Islanders	4	at	FLYERS	0	L





# FLYERS ALL-TIME PLAYOFF SCORING

POS	PLAYER	GP	G	A	PTS	PIM	POS	PLAYER	GP	G	A	PTS	PIM
C	B. Clarke	136	42	77	119	152	RW	T. Amonte	31	4	11	15	10
LW	B. Propp	116	52	60	112	121	D	Joe Watson	84	3	12	15	82
LW	B. Barber	129	53	55	108	109	RW	M. Knuble	24	6	8	14	16
C	R. MacLeish	108	53	52	105	38	LW	S. Podein	51	6	8	14	86
LW	J. LeClair	116	35	39	74	68	D	D. McGillis	40	5	9	14	48
<b>*C</b>	<b>C. Giroux</b>	<b>85</b>	<b>25</b>	<b>48</b>	<b>73</b>	<b>39</b>	C	A. Zhamnov	18	4	10	14	8
C	D. Briere	68	37	35	72	64	C	B. Schenn	24	3	11	14	23
RW	T. Kerr	73	39	31	70	58	D	P. Svoboda	45	1	13	14	50
RW	R. Leach	91	47	22	69	22	D	B. McCrimmon	46	7	6	13	55
RW	R. Tocchet	95	27	33	60	349	<b>*C</b>	<b>K. Hayes</b>	<b>16</b>	<b>4</b>	<b>9</b>	<b>13</b>	<b>2</b>
C	E. Lindros	50	24	33	57	118	C	T. Bergen	17	4	9	13	8
C	K. Linseman	41	11	42	53	135	C	J. Otto	35	4	9	13	19
D	M. Howe	82	8	45	53	30	RW	B. Flett	22	3	10	13	21
C	R. Brind/Amour	57	24	27	51	31	D	J. Niinimaa	19	1	12	13	16
D	E. Desjardins	97	14	37	51	38	RW	T. Klatt	36	8	4	12	12
RW	P. Holmgren	67	19	31	50	181	RW	J. Lupul	18	5	7	12	4
C	M. Richards	63	16	34	50	49	C	M. Bullard	19	3	9	12	32
LW	S. Gagne	90	32	15	47	26	D	C. Therien	99	2	10	12	68
C	M. Bridgman	74	13	30	43	201	D	E. VanImpe	57	1	11	12	121
C	P. Eklund	57	10	33	43	4	LW	D. Carrillo	33	5	6	11	69
LW	R. Lonsberry	83	19	22	41	74	<b>*D</b>	<b>I. Provorov</b>	<b>22</b>	<b>3</b>	<b>8</b>	<b>11</b>	<b>4</b>
LW	S. Hartnell	75	16	25	41	112	LW	L. Carson	44	3	8	11	56
D	B. Dailey	56	10	30	40	91	D	D. Yushkevich	28	2	9	11	14
RW	M. Recchi	65	19	20	39	18	D	K. Johnson	33	2	9	11	18
C	D. Poulin	63	17	22	39	53	RW	K. Dineen	15	6	4	10	18
D	Jim Watson	101	5	34	39	89	<b>*C</b>	<b>S. Laughton</b>	<b>24</b>	<b>6</b>	<b>4</b>	<b>10</b>	<b>27</b>
RW	G. Dornhoefer	80	17	19	36	203	RW	D. Zubrus	24	5	5	10	14
C	O. Kindrachuk	69	16	19	35	46	RW	P. Falloon	26	6	3	9	4
RW	M. Renberg	50	14	20	34	24	RW	S. Nole	31	6	3	9	8
C	K. Primeau	58	12	22	34	63	RW	K. Jones	24	5	4	9	28
C	Ron Sutter	69	6	27	33	149	RW	A. Asham	29	5	4	9	16
D	B. Wilson	43	8	24	32	122	D	K. Haller	21	4	5	9	18
D	T. Bladon	78	8	24	32	68	D	G. Murphy	19	2	7	9	13
RW	I. Sinisalo	66	21	10	31	6	D	P. Coffey	17	1	8	9	6
C	P. Zedel	56	10	21	31	49	D	A. Delmore	20	6	2	8	16
D	D. Crossman	60	9	22	31	81	<b>*LW</b>	<b>M. Raffl</b>	<b>28</b>	<b>5</b>	<b>3</b>	<b>8</b>	<b>6</b>
RW	D. Saleski	82	13	17	30	131	C	P. Forsberg	6	4	4	8	6
D	A. Dupont	108	13	15	28	306	RW	M. Read	18	4	4	8	8
<b>*RW</b>	<b>J. Voracek</b>	<b>45</b>	<b>9</b>	<b>18</b>	<b>27</b>	<b>46</b>	<b>*D</b>	<b>T. Sanheim</b>	<b>20</b>	<b>2</b>	<b>6</b>	<b>8</b>	<b>8</b>
LW	V. Leino	30	10	16	26	6	RW	J. Jagr	11	1	7	8	2
D	M. Carle	51	3	23	26	18	<b>*RW</b>	<b>T. Konecny</b>	<b>22</b>	<b>1</b>	<b>7</b>	<b>8</b>	<b>24</b>
LW	D. Smith	75	13	11	24	70	C	D. Sittler	10	4	3	7	17
LW	M. Craven	44	9	15	24	28	LW	J. Paterson	17	3	4	7	70
LW	B. Kelly	101	9	14	23	172	RW	S. Upshall	17	3	4	7	44
D	K. Timonen	71	2	21	23	67	C	A. Lacroix	15	2	5	7	0
D	B. Coburn	72	2	21	23	55	D	M. Busniuk	25	2	5	7	34
<b>*C</b>	<b>S. Couturier</b>	<b>39</b>	<b>10</b>	<b>12</b>	<b>22</b>	<b>26</b>	LW	D. Brashear	37	2	5	7	101
C	J. Carter	47	13	3	21	34	C	M. Talbot	11	4	2	6	10
C	J. Roenick	36	7	14	21	30	LW	B. Sutherland	11	2	4	6	0
RW	S. Mellanby	50	9	11	20	90	D	A. Meszaros	12	2	4	6	8
C	M. Handzus	37	7	13	20	18	C	A. Semenov	15	2	4	6	0
C	T. Crisp	47	7	13	20	8	C	R. DiMaio	18	2	4	6	4
RW	S. Kapanen	53	9	10	19	16	D	M. Timander	18	2	4	6	6
LW	A. Hill	51	8	11	19	43	RW	K. Versteeg	11	1	5	6	12
C	D. Langkow	28	7	11	18	27	D	V. Malakhov	17	1	5	6	12
D	C. Pronger	26	4	14	18	36	RW	J. Williams	17	1	5	6	12
D	L. Goodenough	21	3	15	18	8	D	T. Carnner	19	1	5	6	28
<b>*LW</b>	<b>J. van Riemsdyk</b>	<b>51</b>	<b>13</b>	<b>4</b>	<b>17</b>	<b>12</b>	D	M. Ragnarsson	27	1	5	6	20
D	B. Marsh	66	5	12	17	95	RW	Rich Sutter	19	5	0	5	44
C	V. Prospal	22	4	13	17	10	<b>*LW</b>	<b>J. Farabee</b>	<b>12</b>	<b>3</b>	<b>2</b>	<b>5</b>	<b>4</b>
C	R. J. Umberger	22	11	5	16	12	C	K. Lapointe	14	2	3	5	14
D	K. Dykhuis	50	7	9	16	42	C	K. Acton	16	2	3	5	18
LW	D. Schultz	61	7	9	16	363	<b>*D</b>	<b>S. Gostisbehere</b>	<b>17</b>	<b>2</b>	<b>3</b>	<b>5</b>	<b>10</b>
C	D. Hawerchuk	29	5	11	16	12	D	E. Weinrich	18	2	3	5	16
D	K. Samuelsson	70	4	12	16	98	C	F. Kennedy	7	1	4	5	14
RW	T. Gorence	37	9	6	15	47	C	D. Quinn	12	1	4	5	6
RW	W. Simmonds	30	5	10	15	71	C	C. MacTavish	15	1	4	5	20



# FLYERS ALL-TIME PLAYOFF SCORING

POS	PLAYER	GP	G	A	PTS	PIM	POS	PLAYER	GP	G	A	PTS	PIM
D	D. Hatcher	21	1	4	5	50	C	S. Gagner	6	0	2	2	8
C	D. Powe	40	1	4	5	17	C	J. Johnson	7	0	2	2	2
G	R. Hextall	84	1	4	5	111	LW	P. Ranheim	11	0	2	2	2
D	J. Pitkanen	21	0	5	5	8	G	G. Snow	13	0	2	2	11
<b>*D</b>	<b>P. Myers</b>	<b>16</b>	<b>3</b>	<b>1</b>	<b>4</b>	<b>8</b>	D	R. Bailey	14	0	2	2	23
C	G. Peters	8	2	2	4	31	D	L. Kukkonen	14	0	2	2	6
RW	B. Fedyk	9	2	2	4	8	LW	P. Thoresen	14	0	2	2	4
C	R. Flockhart	9	2	2	4	6	C	D. Grant	15	0	2	2	8
RW	R. Allison	10	2	2	4	20	<b>*D</b>	<b>J. Braun</b>	<b>16</b>	<b>0</b>	<b>2</b>	<b>2</b>	<b>2</b>
LW	R. Somik	15	2	2	4	10	D	J. Smith	17	0	2	2	4
D	T. Murray	18	2	2	4	10	D	M. Dvorak	18	0	2	2	6
LW	V. Zelepukin	22	2	2	4	16	D	J. Wells	18	0	2	2	51
RW	D. Brown	54	2	2	4	173	D	J. Chychrun	19	0	2	2	65
D	J. Gauthier	7	1	3	4	6	C	P. White	19	0	2	2	0
C	T. Tookey	10	1	3	4	2	C	M. Sillinger	3	1	0	1	0
C	K. Manderville	24	1	3	4	24	D	D. Cherry	4	1	0	1	4
D	F. Bathe	27	1	3	4	42	LW	B. Lesuk	4	1	0	1	8
LW	A. Secord	14	0	4	4	31	D	D. Babych	5	1	0	1	4
D	T. Harris	16	0	4	4	4	C	C. VandeVelde	6	1	0	1	0
D	B. Ashbee	17	0	4	4	22	C	R. White	6	1	0	1	28
D	R. Lapointe	29	0	4	4	40	LW	B. Savage	6	1	0	1	4
RW	R. Paiement	3	3	0	3	0	C	J. Montgomery	8	1	0	1	2
LW	D. Blackburn	11	3	0	3	10	D	J. J. Daigneault	9	1	0	1	0
D	A. MacDonald	12	3	0	3	8	C	J. Ross	9	1	0	1	0
D	E. Gustafsson	9	2	1	3	4	LW	D. Kordic	12	1	0	1	22
<b>*RW</b>	<b>N. Aube-Kubel</b>	<b>13</b>	<b>2</b>	<b>1</b>	<b>3</b>	<b>8</b>	C	P. Sharp	12	1	0	1	2
C	T. Pitlick	16	2	1	3	0	LW	P. Juhlin	13	1	0	1	2
RW	B. Radivojevic	23	2	1	3	32	C	N. Thompson	16	1	0	1	14
D	J. Mair	3	1	2	3	4	D	B. Hoffmeyer	3	0	1	1	25
LW	C. LaForge	5	1	2	3	15	D	A. Stanley	3	0	1	1	4
RW	P. Hannigan	7	1	2	3	9	RW	M. Beyers	4	0	1	1	0
RW	N. Zherdev	11	1	2	3	2	RW	M. Greig	5	0	1	1	0
C	B. Corkum	12	1	2	3	6	D	P. Kubina	5	0	1	1	12
C	J. Dowd	17	1	2	3	4	G	R. Moore	5	0	1	1	0
RW	J. Druce	17	1	2	3	6	RW	G. Morrison	5	0	1	1	2
D	D. Markov	18	1	2	3	25	C	D. Plante	5	0	1	1	0
LW	S. Antoski	20	1	2	3	38	D	A. Alberts	6	0	1	1	10
C	L. Hachborn	7	0	3	3	7	LW	M. Andersson	6	0	1	1	2
D	J. Modry	9	0	3	3	0	LW	P. Bellemare	6	0	1	1	15
D	J. Miszuk	11	0	3	3	11	RW	S. Downie	6	0	1	1	10
<b>*D</b>	<b>R. Hagg</b>	<b>14</b>	<b>0</b>	<b>3</b>	<b>3</b>	<b>6</b>	D	D. Gauthier	6	0	1	1	19
D	T. Eriksson	19	0	3	3	12	LW	S. McCarthy	6	0	1	1	0
D	R. Jones	22	0	3	3	4	D	F. Meyer	6	0	1	1	8
D	L. Krajicek	22	0	3	3	8	D	M. Streit	6	0	1	1	6
D	J. McIlhargey	24	0	3	3	66	D	M. Sykora	6	0	1	1	0
RW	J. Paddock	3	2	0	2	0	C	E. Hoekstra	7	0	1	1	0
C	C. Gratton	5	2	0	2	10	D	L. Zeidel	7	0	1	1	12
C	P. Nedved	6	2	0	2	8	LW	J. Gendron	8	0	1	1	6
RW	L. Rochefort	10	2	0	2	2	D	J. Vandermeer	8	0	1	1	9
C	B. Clement	18	2	0	2	12	C	M. Murray	9	0	1	1	4
LW	C. Berube	45	2	0	2	100	D	K. McCarthy	10	0	1	1	8
C	S. Bernier	4	1	1	2	0	G	B. Froese	12	0	1	1	2
LW	B. Selby	7	1	1	2	4	D	B. Manning	12	0	1	1	18
C	B. Dunlop	8	1	1	2	4	RW	I. Laperriere	13	0	1	1	6
C	D. Nachbaur	9	1	1	2	17	D	N. Grossmann	13	0	1	1	10
D	G. Cochrane	11	1	1	2	24	C	D. Lacroix	16	0	1	1	26
LW	R. Fedotenko	11	1	1	2	6	D	A. Burt	17	0	1	1	8
D	M. Niskanen	15	1	1	2	6	G	M. Biron	23	0	1	1	2
D	E. Hospodar	23	1	1	2	71	G	P. Lindbergh	23	0	1	1	8
D	R. Parent	27	1	1	2	8	G	W. Stephenson	23	0	1	1	2
C	B. Betts	34	1	1	2	4	RW	J. Hull	30	0	1	1	8
D	L. Hillman	4	0	2	2	2	D	L. Richardson	34	0	1	1	49
RW	A. Daigle	5	0	2	2	0	G	M. Belhumeur	1	0	0	0	0
C	A. Oates	5	0	2	2	0	D	M.A. Bourdon	1	0	0	0	0
RW	D. Ververgaert	5	0	2	2	2	D	C. Joseph	1	0	0	0	2
C	M. Bureau	6	0	2	2	2	RW	D. Laliberte	1	0	0	0	2
D	S. Duchesne	6	0	2	2	2	RW	A. MacAdam	1	0	0	0	0



# FLYERS ALL-TIME PLAYOFF SCORING

POS	PLAYER	GP	G	A	PTS	PIM	POS	PLAYER	GP	G	A	PTS	PIM
D	M. Mantha	1	0	0	0	0	LW	E. Wellwood	11	0	0	0	2
LW	R. Romaniuk	1	0	0	0	0	RW	A. Nodl	12	0	0	0	0
G	D. Roussel	1	0	0	0	0	D	N. Barnes	12	0	0	0	8
D	L. Sbisà	1	0	0	0	2	LW	D. Hoyda	12	0	0	0	17
D	J. Slaney	1	0	0	0	0	D	R. Gudas	12	0	0	0	27
LW	M. Stankewicz	1	0	0	0	0	<b>*G</b>	<b>C. Hart</b>	<b>14</b>	<b>0</b>	<b>0</b>	<b>0</b>	<b>2</b>
D	D. Tertyshtny	1	0	0	0	2	C	Z. Rinaldo	14	0	0	0	64
D	R. Zettler	1	0	0	0	2	G	D. Favell	16	0	0	0	2
RW	P. Brendl	2	0	0	0	0	D	D. Stanley	17	0	0	0	30
RW	B. Dobbin	2	0	0	0	17	G	P. Peeters	20	0	0	0	2
LW	B. Eager	2	0	0	0	26	G	B. Boucher	21	0	0	0	0
G	B. Gamble	2	0	0	0	0	G	R. Cechmanek	23	0	0	0	0
G	M. Laforest	2	0	0	0	10	G	R. Esche	25	0	0	0	10
D	C. McAllister	2	0	0	0	0	G	B. Parent	63	0	0	0	8
G	A. Niittymäki	2	0	0	0	0	*Still active on Flyers roster						
D	B. Root	2	0	0	0	0							
LW	J. Shelley	2	0	0	0	2							
RW	P. J. Stock	2	0	0	0	0							
LW	R. Cote	3	0	0	0	0							
RW	G. Dionne	3	0	0	0	4							
RW	P. Guay	3	0	0	0	4							
RW	C. McDonald	3	0	0	0	0							
D	M. Petit	3	0	0	0	6							
G	G. Resch	3	0	0	0	0							
D	D. Seidenberg	3	0	0	0	0							
D	F. Arthur	4	0	0	0	2							
C	H. Bennett	4	0	0	0	2							
<b>*C</b>	<b>C. Bunnaman</b>	<b>4</b>	<b>0</b>	<b>0</b>	<b>0</b>	<b>2</b>							
D	B. Hughes	4	0	0	0	6							
LW	D. McAmmond	4	0	0	0	2							
C	G. Meehan	4	0	0	0	0							
RW	L. Morrison	4	0	0	0	2							
RW	J. Sacco	4	0	0	0	0							
RW	D. Sarrazin	4	0	0	0	0							
LW	D. Sullivan	4	0	0	0	0							
RW	N. Dimitrakos	5	0	0	0	2							
D	W. Huber	5	0	0	0	2							
D	D. Richter	5	0	0	0	21							
D	M. Stofthers	5	0	0	0	11							
C	A. Stratton	5	0	0	0	0							
G	K. Wregget	5	0	0	0	16							
G	S. Burke	6	0	0	0	0							
C	N. Cousins	6	0	0	0	2							
<b>*LW</b>	<b>O. Lindblom</b>	<b>6</b>	<b>0</b>	<b>0</b>	<b>0</b>	<b>0</b>							
G	P. Myre	6	0	0	0	0							
D	M. Rathje	6	0	0	0	6							
D	N. Schultz	6	0	0	0	2							
D	G. Smyth	6	0	0	0	40							
G	J. Vanbiesbrouck	6	0	0	0	2							
C	L. Angotti	7	0	0	0	2							
D	O. Bartulis	7	0	0	0	4							
D	M. Eaton	7	0	0	0	0							
<b>*G</b>	<b>B. Elliott</b>	<b>7</b>	<b>0</b>	<b>0</b>	<b>0</b>	<b>0</b>							
LW	T. Fedoruk	7	0	0	0	22							
LW	B. Cowick	8	0	0	0	9							
LW	C. Forbes	8	0	0	0	2							
D	L. Hale	8	0	0	0	12							
D	W. Hillman	8	0	0	0	0							
D	K. Huffman	8	0	0	0	2							
D	R. MacSweyn	8	0	0	0	6							
D	A. Lilja	10	0	0	0	6							
G	R. St. Croix	10	0	0	0	0							
D	D. Syvret	10	0	0	0	0							



## FLYERS ALL-TIME PLAYOFF GOALTENDER RECORDS

PLAYER	GP	MINS	GA	SO	AVG	W	L
Johan Backlund	1	1	0	0	0.00	0	0
Dominic Roussel	1	23	0	0	0.00	0	0
Mark LaForest	2	48	1	0	1.25	1	0
John Vanbiesbrouck	6	369	9	1	1.46	2	4
<b>*Carter Hart</b>	<b>14</b>	<b>860</b>	<b>32</b>	<b>2</b>	<b>2.23</b>	<b>9</b>	<b>5</b>
Ken Wregget	5	268	10	0	2.24	2	2
Roman Cechmanek	23	1,441	56	3	2.33	9	14
Bernie Parent	63	3,824	152	6	2.38	35	28
Michael Leighton	15	827	35	3	3.43	8	4
Phil Myre	6	384	16	1	2.50	5	1
Michal Neuvirth	6	328	13	1	2.54	2	2
Robert Esche	25	1,405	64	1	2.73	13	11
Glenn Resch	3	43	2	0	2.79	0	0
Garth Snow	13	700	33	0	2.83	8	4
Steve Mason	8	419	20	0	2.86	2	5
Wayne Stephenson	23	1,362	65	2	2.86	10	10
Martin Biron	23	1,423	68	2	2.87	11	12
Ron Hextall	84	4,926	242	2	2.95	45	36
Rick St.Croix	10	561	28	1	2.99	4	6
Doug Favell	16	969	50	1	3.10	6	10
Pelle Lindbergh	23	1,214	63	3	3.11	12	10
Brian Boucher	42	2,384	94	2	3.13	21	18
Pete Peeters	20	1,199	66	1	3.30	11	8
Ilya Bryzgalov	11	642	37	0	3.46	5	7
Ray Emery	3	172	10	0	3.49	1	2
Sean Burke	6	323	18	0	3.54	1	4
<b>*Brian Elliott</b>	<b>7</b>	<b>317</b>	<b>19</b>	<b>0</b>	<b>3.60</b>	<b>2</b>	<b>4</b>
Bob Froese	12	593	37	0	3.74	2	6
Petr Mrazek	1	31	2	0	3.87	0	0
Robbie Moore	5	268	18	0	4.03	3	2
Antero Niittymaki	2	73	5	0	4.11	0	0
Sergei Bobrovsky	7	223	15	0	5.67	0	2
Bruce Gamble	2	120	12	0	6.00	0	2
Michel Belhumeur	1	10	1	0	6.00	0	0

\*Still active on Flyers roster



## FLYERS ALL-TIME PLAYOFF LEADERS

### POINTS BY POSITION

CENTER	GP	G	A	PTS
Bobby Clarke	136	42	77	119
Rick MacLeish	108	53	52	105
<b>*Claude Giroux</b>	<b>85</b>	<b>25</b>	<b>48</b>	<b>73</b>
Danny Briere	68	37	35	72
Eric Lindros	50	24	33	57
Ken Linseman	41	11	42	53
Rod Brind'Amour	57	24	27	51

### RIGHT WING

Tim Kerr	73	39	31	70
Reggie Leach	91	47	22	69
Rick Tocchet	95	27	33	60
Paul Holmgren	67	19	31	50
Mark Recchi	65	19	20	39

### LEFT WING

Brian Propp	116	52	60	112
Bill Barber	129	53	55	108
John LeClair	116	35	39	74
Simon Gagne	71	23	12	47
Scott Hartnell	75	16	25	41
Ross Lonsberry	83	19	22	41

### DEFENSE

Mark Howe	82	8	45	53
Eric Desjardins	97	14	37	51
Bob Dailey	56	10	30	40
Jim Watson	101	5	34	39
Behn Wilson	43	8	24	32
Tom Bladen	78	8	24	32

### CATEGORY LEADERS

#### GOAL LEADERS

Bill Barber	53
Rick MacLeish	53
Brian Propp	52
Reggie Leach	47
Bobby Clarke	42

#### ASSIST LEADERS

Bobby Clarke	77
Brian Propp	60
Bill Barber	55
Rick MacLeish	52
<b>*Claude Giroux</b>	<b>48</b>

#### GAMES PLAYED

Bobby Clarke	136
Bill Barber	129
John LeClair	116
Brian Propp	116
Rick MacLeish	108
Andre Dupont	108

#### GOALTENDER WINS

Ron Hextall	45
Bernie Parent	35
Brian Boucher	21
Robert Esche	13
Pelle Lindbergh	12
Martin Biron	11
Pete Peeters	11

## FLYERS ALL-TIME PLAYOFF GAME-WINNING GOALS

Rick MacLeish	10#
Danny Briere	9
Reggie Leach	8
John LeClair	8
Bobby Clarke	7
Brian Propp	7
Bill Barber	6
Simon Gagne	6
Tim Kerr	6
Rick Tocchet	6
Ken Linseman	5
Ross Lonsberry	5
Ilkka Sinisalo	5
Eric Desjardins	4
Gary Dornhoefer	4
Eric Lindros	4
Keith Primeau	4
Mel Bridgman	3
Orest Kindrachuk	3
Dave Poulin	3
Mark Recchi	3
Don Saleski	3
<b>*Jakub Voracek</b>	<b>3</b>
Rod Brind'Amour	2
Jeff Carter	2
<b>*Sean Couturier</b>	<b>2</b>
Murray Craven	2
Bob Dailey	2
Andy Delmore	2
Andre Dupont	2
Carl Dykhuys	2
Peter Forsberg	2
<b>*Claude Giroux</b>	<b>2</b>
Paul Holmgren	2
Bob Kelly	2#
Trent Klatt	2
Daymond Langkow	2
Ville Leino	3

Brad McCrimmon	2
Shjon Podein	2
<b>*Michael Raffl</b>	<b>2</b>
Jeremy Roenick	2
Derrick Smith	2
R.J. Umberger	2
Behn Wilson	2
Peter Zezel	2
Shawn Antoski	1
Aaron Asham	1
*Nicolas Aube-Kubel	1
Todd Bergen	1
Craig Berube	1
Don Blackburn	1
Tom Bladen	1
Braydon Coburn	1
Terry Crisp	1
J.J. Daigneault	1
Rob DiMaio	1
Kevin Dineen	1
Pelle Eklund	1
<b>*Joel Farabee</b>	<b>1</b>
Ruslan Fedotenko	1
Bill Flett	1
Erik Gustafsson	1
Kevin Haller	1
Michal Handzus	1
Scott Hartnell	1
Dale Hawerchuk	1
Al Hill	1
Mark Howe	1
Jaromir Jagr	1
Kim Johnsson	1
Samir Kapanen	1
Mike Knuble	1
<b>*Scott Laughton</b>	<b>1</b>
Joffrey Lupul	1
Andrew MacDonald	1

Danny Markov	1
Scott Mellanby	1
Gord Murphy	1
*Phil Myers	1
Don Nachbaur	1
Janne Niinimaa	1
Joel Otto	1
<b>*Ivan Provorov</b>	<b>1</b>
Rosaire Paiement	1
Marcus Ragnarsson	1
Matt Read	1
Michael Richards	1
Leon Rochefort	1
Kjell Samuelsson	1
<b>*Travis Sanheim</b>	<b>1</b>
Luke Schenn	1
Dave Schultz	1
Ron Sutter	1
Chris Therien	1
Nate Thompson	1
Mattias Timander	1
Scottie Upshall	1
James van Riemsdyk	1
Jim Watson	1
Ryan White	1
Justin Williams	1
Dmitry Yushkevich	1
Alexei Zhamnov	1
Nikolay Zherdev	1
Valeri Zelepukin	1
Dainius Zubrus	1

# INCLUDES STANLEY CUP WINNER

\*STILL ACTIVE ON FLYERS ROSTER



# FLYERS PLAYOFF RECORD BOOK

## FLYERS STANLEY CUP RECORDS

YEARS IN PLAYOFFS – 40 of 52 years (of play)

GAMES PLAYED– 449

GAMES WON– 231

GAMES LOST– 218

SERIES PLAYED– 82

SERIES WON – 44

SERIES LOST– 38

FINALS APPEARANCES– 8

SEMIFINAL APPEARANCES – 15

## CHRONOLOGY

1968 FLYERS LOST QUARTERFINAL SERIES TO ST. LOUIS, 4-3

1969 FLYERS LOST QUARTERFINAL SERIES TO ST. LOUIS, 4-0

1970 FLYERS MISSED PLAYOFFS

1971 FLYERS LOST QUARTERFINAL SERIES TO CHICAGO, 4-0

1972 FLYERS MISSED PLAYOFFS

1973 FLYERS WON QUARTERFINAL SERIES

FROM MINNESOTA, 4-2

FLYERS LOST SEMIFINAL SERIES TO MONTREAL, 4-1

1974 FLYERS WON QUARTERFINAL SERIES FROM ATLANTA, 4-0

FLYERS WON SEMIFINAL SERIES FROM NY RANGERS, 4-3

FLYERS WON FINAL SERIES FROM BOSTON, 4-2 FOR THE STANLEY CUP

1975 FLYERS WON QUARTERFINAL SERIES FROM TORONTO, 4-0

FLYERS WON SEMIFINAL SERIES FROM NY ISLANDERS, 4-3

FLYERS WON FINAL SERIES FROM BUFFALO, 4-2 FOR THE STANLEY CUP

1976 FLYERS WON QUARTERFINAL SERIES FROM TORONTO, 4-3

FLYERS WON SEMIFINAL SERIES FROM BOSTON, 4-1

FLYERS LOST FINAL SERIES TO MONTREAL, 4-0

1977 FLYERS WON QUARTERFINAL SERIES FROM TORONTO, 4-2

FLYERS LOST SEMIFINAL SERIES TO BOSTON, 4-0

1978 FLYERS WON PRELIMINARY SERIES FROM COLORADO, 2-0

FLYERS WON QUARTERFINAL SERIES FROM BUFFALO, 4-1

FLYERS LOST SEMIFINAL SERIES TO BOSTON, 4-1

1979 FLYERS WON PRELIMINARY SERIES FROM VANCOUVER, 2-1

FLYERS LOST QUARTERFINAL SERIES TO NY RANGERS, 4-1

1980 FLYERS WON PRELIMINARY SERIES FROM EDMONTON, 3-0

FLYERS WON QUARTERFINAL SERIES FROM NY RANGERS, 4-1

FLYERS WON SEMIFINAL SERIES FROM MINNESOTA, 4-1

FLYERS LOST FINAL SERIES TO NY ISLANDERS, 4-2

1981 FLYERS WON PRELIMINARY SERIES FROM QUEBEC, 3-2

FLYERS LOST QUARTERFINAL SERIES TO CALGARY, 4-3

1982 FLYERS LOST DIVISIONAL SEMIFINAL SERIES TO NY RANGERS, 3-1

1983 FLYERS LOST DIVISIONAL SEMIFINAL SERIES TO NY RANGERS, 3-0

1984 FLYERS LOST DIVISIONAL SEMIFINAL SERIES TO WASHINGTON, 3-0

1985 FLYERS WON DIVISIONAL SEMIFINAL SERIES FROM NY RANGERS, 3-0

FLYERS WON DIVISIONAL FINAL SERIES FROM NY ISLANDERS, 4-1

FLYERS WON CONFERENCE FINAL SERIES FROM QUEBEC, 4-2

FLYERS LOST FINAL SERIES TO EDMONTON, 4-1

1986 FLYERS LOST DIVISIONAL SEMIFINAL SERIES TO NY RANGERS, 3-2

1987 FLYERS WON DIVISIONAL SEMIFINAL SERIES FROM NY RANGERS, 4-2

FLYERS WON DIVISIONAL FINAL SERIES FROM NY ISLANDERS, 4-3

FLYERS WON CONFERENCE FINAL SERIES FROM MONTREAL, 4-2

FLYERS LOST FINAL SERIES TO EDMONTON, 4-3

1988 FLYERS LOST DIVISIONAL SEMIFINAL SERIES TO WASHINGTON, 4-3

1989 FLYERS WON DIVISIONAL SEMIFINAL SERIES FROM WASHINGTON, 4-2

FLYERS WON DIVISIONAL FINAL SERIES FROM

PITTSBURGH, 4-3

FLYERS LOST CONFERENCE FINAL SERIES TO MONTREAL, 4-2

1990 FLYERS MISSED PLAYOFFS

1991 FLYERS MISSED PLAYOFFS

1992 FLYERS MISSED PLAYOFFS

1993 FLYERS MISSED PLAYOFFS

1994 FLYERS MISSED PLAYOFFS

1995 FLYERS WON CONFERENCE QUARTERFINAL SERIES FROM BUFFALO, 4-1

FLYERS WON CONFERENCE SEMIFINAL SERIES FROM NY RANGERS, 4-0

FLYERS LOST CONFERENCE FINAL TO NEW JERSEY, 4-2

1996 FLYERS WON CONFERENCE QUARTERFINAL SERIES FROM TAMPA BAY, 4-2

FLYERS LOST CONFERENCE SEMIFINAL SERIES TO FLORIDA, 4-2

1997 FLYERS WON CONFERENCE QUARTERFINAL SERIES FROM PITTSBURGH, 4-1

FLYERS WON CONFERENCE SEMIFINAL SERIES

FROM BUFFALO, 4-1

FLYERS WON CONFERENCE FINAL SERIES

FROM NY RANGERS, 4-1

FLYERS LOST FINAL SERIES TO DETROIT, 4-0

1998 FLYERS LOST CONFERENCE QUARTERFINAL SERIES TO BUFFALO, 4-1

1999 FLYERS LOST CONFERENCE QUARTERFINAL SERIES TO TORONTO, 4-2

2000 FLYERS WON CONFERENCE QUARTERFINAL SERIES FROM BUFFALO, 4-1

FLYERS WON CONFERENCE SEMIFINAL SERIES

FROM PITTSBURGH, 4-2

FLYERS LOST CONFERENCE FINAL SERIES TO

NEW JERSEY, 4-3

2001 FLYERS LOST CONFERENCE QUARTERFINAL SERIES TO BUFFALO, 4-2

2002 FLYERS LOST CONFERENCE QUARTERFINAL SERIES TO OTTAWA, 4-1

2003 FLYERS WON CONFERENCE QUARTERFINAL SERIES FROM TORONTO, 4-3

FLYERS LOST CONFERENCE SEMIFINAL SERIES TO OTTAWA, 4-2

2004 FLYERS WON CONFERENCE QUARTERFINAL SERIES FROM NEW JERSEY, 4-1

FLYERS WON CONFERENCE SEMIFINAL SERIES FROM TORONTO, 4-2

FLYERS LOST CONFERENCE FINAL SERIES TO TAMPA BAY, 4-3

2006 FLYERS LOST CONFERENCE QUARTERFINAL SERIES TO BUFFALO, 4-2

2007 FLYERS MISSED PLAYOFFS

2008 FLYERS WON CONFERENCE QUARTERFINAL SERIES FROM WASHINGTON, 4-3

FLYERS WON CONFERENCE SEMIFINAL SERIES FROM

MONTREAL, 4-1

FLYERS LOST CONFERENCE FINAL SERIES TO PITTSBURGH, 4-1

2009 FLYERS LOST CONFERENCE QUARTERFINAL SERIES TO PITTSBURGH, 4-2

2010 FLYERS WON CONFERENCE QUARTERFINAL SERIES FROM NEW JERSEY, 4-1

FLYERS WON CONFERENCE SEMIFINAL SERIES FROM

BOSTON, 4-3

FLYERS WON CONFERENCE FINAL SERIES

FROM MONTREAL, 4-1

FLYERS LOST FINAL SERIES TO CHICAGO, 4-2



# FLYERS PLAYOFF RECORD BOOK

- 2011 FLYERS WON CONFERENCE QUARTERFINAL SERIES FROM BUFFALO, 4-3  
FLYERS LOST CONFERENCE SEMIFINAL SERIES TO BOSTON, 4-0
- 2012 FLYERS WON CONFERENCE QUARTERFINAL SERIES FROM PITTSBURGH 4-2  
FLYERS LOST CONFERENCE SEMIFINAL SERIES TO NEW JERSEY 4-1
- 2013 FLYERS MISSED PLAYOFFS
- 2014 FLYERS LOST CONFERENCE QUARTERFINAL SERIES TO NY RANGERS 4-3
- 2015 FLYERS MISSED PLAYOFFS
- 2016 FLYERS LOST FIRST ROUND SERIES TO WASHINGTON 4-2
- 2017 FLYERS MISSED PLAYOFFS
- 2018 FLYERS LOST FIRST ROUND SERIES TO PITTSBURGH 4-2
- 2019 FLYERS MISSED PLAYOFFS
- 2020 FLYERS WENT 3-0 IN ROUND ROBIN PLAY (BOS, TBL, WSH)  
FLYERS WON FIRST ROUND SERIES FROM MONTREAL 4-2  
FLYERS LOST SECOND ROUND SERIES TO NY ISLANDERS 4-3

## TEAM RECORDS: PLAYOFF STREAKS

### LONGEST...

#### WIN STREAK-8 GAMES

- 1974 Finals #6 through 1975 Semifinals #3 May 19, 1974 through May 4, 1975

#### WIN STREAK AT HOME-13 GAMES

- 1974 Quarterfinals #1 through 1975 Semifinals #2 April 9, 1974 through May 1, 1975

#### WIN STREAK ON ROAD-5 GAMES

- 1995 Conference Quarterfinals #4 through Conference Finals #4 May 12, 1995 through June 10, 1995

- 1997 Conference Semifinals #1 through Conference Finals #4 May 3, 1997 through May 23, 1997

- 2000 Conference Semifinals #3 through Conference Finals #4 May 2, 2000 through May 20, 2000

#### LOSING STREAK -- 10 GAMES

- 1968 Quarterfinals #7 through 1973 Quarterfinals #1 April 18, 1968 through April 4, 1973

#### LOSING STREAK AT HOME -- 6 GAMES

- 1981 Quarterfinals #7 through 1984 Division Semifinals #3 April 26, 1981 through April 7, 1984

#### LOSING STREAK ON ROAD -- 7 GAMES

- 1980 Finals #3 through 1981 Quarterfinals #4 May 17, 1980 through April 20, 1981

## TEAM RECORDS: PLAYOFF YEAR

### MOST...

GAMES PLAYED*	26	1987
GOALS	85	1974
ASSISTS	132	1987
GOALS AGAINST	73	1987
PENALTY MINUTES	714	1987
POWER PLAY GOALS	23	2010
SHORTHANDED GOALS	8	1989
SHUTOUTS	5	1975, 2010

## TEAM RECORDS: PLAYOFF SERIES

### MOST...

- GOALS IN A SERIES - 33  
vs. Toronto, 1976 Quarterfinals
- GOALS, TWO-GAME SERIES-6  
vs. Colorado, 1978 Preliminary series
- GOALS, THREE-GAME SERIES-15  
vs. Vancouver, 1979 Preliminary series
- GOALS, FOUR-GAME SERIES-18  
vs. Toronto, 1975 Quarterfinals  
vs. NY Rangers, 1995 Conference Semifinals
- GOALS, FIVE-GAME SERIES-27  
vs. Minnesota, 1980 Semifinals

- GOALS, SIX-GAME SERIES - 30  
vs. Pittsburgh, 2012 Conference Quarterfinals

- GOALS, SEVEN-GAME SERIES-33  
vs. Toronto, 1976 Quarterfinals

- GOALS AGAINST IN A SERIES - 28  
vs. NY Rangers, 1979 Quarterfinals

- GOALS AGAINST, TWO-GAME SERIES-3  
vs. Colorado, 1978 Preliminary series

- GOALS AGAINST, THREE-GAME SERIES-18  
vs. NY Rangers, 1983 Preliminary series

- GOALS AGAINST, FOUR-GAME SERIES-20  
vs. Chicago, 1971 Quarterfinals

- GOALS AGAINST, FIVE-GAME SERIES-28  
vs. NY Rangers, 1979 Quarterfinals

- GOALS AGAINST, SIX-GAME SERIES - 28  
vs. Pittsburgh, 2018 First Round

- GOALS AGAINST, SEVEN-GAME SERIES-23  
vs. Toronto, 1976 Quarterfinals

- GOALS IN A SERIES, BOTH TEAMS-56  
vs. Toronto (FLYERS 33/Toronto 23), 1976 Quarterfinals  
vs. Pittsburgh (Flyers 30/Pittsburgh 36), 2012 Quarterfinals

- GOALS, BOTH TEAMS, TWO-GAME SERIES-9  
vs. Colorado (FLYERS 6/Colorado 3), 1978 Preliminary series

- GOALS, BOTH TEAMS, THREE-GAME SERIES-27  
vs. NY Rangers (FLYERS 9/Rangers 18), 1983 Division Semifinals

- GOALS, BOTH TEAMS, FOUR-GAME SERIES-34  
vs. NY Rangers (Rangers 19/FLYERS 15), 1982 Division Semifinals

- GOALS, BOTH TEAMS, FIVE-GAME SERIES-41  
vs. Minnesota (FLYERS 27/Minnesota 14), 1980 Semifinals

- GOALS, BOTH TEAMS, SIX-GAME SERIES - 56  
vs. Pittsburgh (Flyers 30/Penguins 26), 2012 Quarterfinals

- GOALS, BOTH TEAMS, SEVEN-GAME SERIES-56  
vs. Toronto (FLYERS 33/Toronto 23), 1976 Quarterfinals

- PENALTIES-95  
vs. Washington, 1988 Division Semifinals

- PENALTIES BY OPPONENT-82  
vs. Washington, 1988 Division Semifinals

- PENALTIES, BOTH TEAMS-177  
vs. Washington, 1988 Division Semifinals

- PENALTY MINUTES-298  
vs. Washington, 1988 Division Semifinals

- PENALTY MINUTES BY OPPONENT-230  
vs. Toronto, 1976 Quarterfinals

- PENALTY MINUTES, BOTH TEAMS-525  
vs. Toronto, 1976 Quarterfinals

- POWER PLAY GOALS - 12  
vs. Pittsburgh, 2012 Conference Quarterfinals

- POWER PLAY GOALS AGAINST\*\*-15  
vs. NY Islanders, 1980 Finals

- POWER PLAY GOALS, BOTH TEAMS\*\*-21  
vs. NY Islanders (Islanders 15/FLYERS 6), 1980 Finals  
vs. Pittsburgh (FLYERS 11/Pittsburgh 10), 1989 Division Finals

- SHORTHANDED GOALS-4  
vs. Pittsburgh, 1989 Division Finals

- SHUTOUTS-3  
vs. Montreal, 2010 Conf. Finals

- SHUTOUTS AGAINST-3  
vs. Ottawa, 2002 Eastern Conference Quarterfinals





# FLYERS PLAYOFF RECORD BOOK

## FEWEST...

- GOALS IN A SERIES - 2  
vs. Ottawa, 2002 Eastern Conference Quarterfinals
- GOALS, TWO-GAME SERIES - 6  
vs. Colorado, 1978 Preliminary series
- GOALS, THREE-GAME SERIES-5  
vs. Washington, 1984 Division Semifinals
- GOALS, FOUR-GAME SERIES-3  
vs. St. Louis, 1969 Quarterfinals
- GOALS, FIVE-GAME SERIES-2  
vs. Ottawa, 2002 Eastern Conference Quarterfinals
- GOALS, SIX-GAME SERIES - 6  
vs. Washington, 2016 First Round
- GOALS, SEVEN-GAME SERIES-15  
vs. New Jersey, 2000 Conference Finals
- GOALS AGAINST IN A SERIES - 3  
vs. Colorado, 1978 Preliminary series
- GOALS AGAINST, TWO-GAME SERIES-3  
vs. Colorado, 1978 Preliminary series
- GOALS AGAINST, THREE-GAME SERIES-6  
vs. Edmonton, 1980 Preliminary series
- GOALS AGAINST, FOUR-GAME SERIES-6  
vs. Atlanta, 1974 Quarterfinals  
vs. Toronto, 1975 Quarterfinals
- GOALS AGAINST, FIVE-GAME SERIES-7  
vs. Montreal, 2010 Conf. Finals  
vs. NY Rangers, 1980 Quarterfinals
- GOALS AGAINST, SIX-GAME SERIES - 9  
vs. Toronto, 1999 Conference Quarterfinals
- GOALS AGAINST, SEVEN-GAME SERIES - 16  
vs. NY Islanders, 1975 Semifinals  
vs. Toronto, 2003 Eastern Conference Quarterfinals
- GOALS IN A SERIES, BOTH TEAMS-9  
vs. Colorado (FLYERS 6/Colorado 3), 1978 Preliminary series
- GOALS, BOTH TEAMS, TWO-GAME SERIES-9  
vs. Colorado (FLYERS 6/Colorado 3), 1978 Preliminary series
- GOALS, BOTH TEAMS, THREE-GAME SERIES-18  
vs. Edmonton (FLYERS 12/Edmonton 6), 1980 Preliminary series
- GOALS, BOTH TEAMS, FOUR-GAME SERIES-20  
vs. St. Louis (St. Louis 17/FLYERS 3), 1969 Quarterfinals
- GOALS, BOTH TEAMS, FIVE-GAME SERIES-13  
vs. Ottawa (FLYERS 2/Senators 11), 2002 Eastern Conference Quarterfinals
- GOALS, BOTH TEAMS, SIX-GAME SERIES - 20  
vs. Toronto (FLYERS 11/Toronto 9), 1999 Conference Quarterfinals  
vs. Washington (FLYERS 6/Washington 14), 2016 First Round
- GOALS, BOTH TEAMS, SEVEN-GAME SERIES-33  
vs. New Jersey (New Jersey 18/FLYERS 15), 2000 Conference Finals

- PENALTY MINUTES-29  
vs. Colorado, 1978 Preliminary series

## TEAM RECORDS: PLAYOFF GAME

### MOST...

- DECISIVE WIN-7-0  
vs. Minnesota, 1980 Semifinals #2, May 1, 1980
- DECISIVE WIN AT HOME-7-0  
vs. Minnesota, 1980 Semifinals #2, May 1, 1980
- DECISIVE WIN ON ROAD-7-1  
vs. NY Rangers, 1986 Division Semifinals #4, April 14, 1986

### DECISIVE LOSS-8-0

- at Buffalo, 2001 Conf. Quarterfinals #6, April 21, 2001
- DECISIVE LOSS AT HOME-7-1  
vs. NY Rangers, 1979 Quarterfinals #2, April 18, 1979  
vs. Buffalo, 2006 Conf. Quarterfinals #6, May 2, 2006
- DECISIVE LOSS ON ROAD-8-0  
at Buffalo, 2001 Conf. Quarterfinals #6, April 21, 2001
- GOALS-9  
vs. Calgary, 1981 Quarterfinals #5, April 22, 1981
- GOALS AGAINST-10  
vs. Pittsburgh, 1989 Division Finals, #5, April 25, 1989  
vs. Pittsburgh, 2012 Quarterfinals, #4, April 18, 2012
- GOALS, BOTH TEAMS-17  
at Pittsburgh (Pittsburgh 10/FLYERS 7), 1989 Division Finals, #5, April 25, 1989
- POWER PLAY GOALS, BOTH TEAMS-7  
vs. NY Rangers, 1985 Division Semifinals #3, April 13, 1985 at New York, FLYERS 6 (4 PP goals), Rangers 5 (3 PP goals)  
vs. Pittsburgh, 2012 Conference Quarterfinals #4, April 18, 2012, vs. Pittsburgh, Pittsburgh 10 (4 PP goals), Flyers 3 (3 PP goals)
- PENALTY MINUTES-107  
vs. Toronto, 1976 Quarterfinals #3, April 15, 1976
- PENALTY MINUTES BY OPPONENT-94  
vs. Toronto, 1976 Quarterfinals #6, April 22, 1976
- PENALTY MINUTES, BOTH TEAMS-185  
vs. Toronto (Toronto 94/FLYERS 91), 1976 Quarterfinals #6, April 22, 1976
- SHOTS ON GOAL-53  
at Pittsburgh, 1997 Conference Quarterfinals #3, April 21, 1997
- SHOTS ON GOAL AGAINST-64  
vs. St. Louis, 1968 Quarterfinals #6, April 16, 1968
- SHOTS ON GOAL DURING AN OVERTIME GAME-75  
at Toronto (3-OT), 2003 Conference Quarterfinals #4, April 16, 2003
- SHOTS ON GOAL, BOTH TEAMS-107  
vs. St. Louis (St. Louis 64/FLYERS 43), 1968 Quarterfinals #6, April 16, 1968
- SHOTS ON GOAL DURING AN OVERTIME GAME, BOTH TEAMS-130  
at Pittsburgh-5OT (FLYERS 72/Pittsburgh 58) 2000 Conference Semifinal #4, May 4, 2000

### FEWEST...

- SHOTS ON GOAL-11  
at Washington, 2016 First Round #5, April 22, 2016
- SHOTS ON GOAL, BOTH TEAMS-33  
vs. Florida (FLYERS 18/Florida 15) 1996 Conference Semifinals #1, May 2, 1996

### FASTEST...

- GOAL AGAINST-15 seconds  
at Pittsburgh, Sydney Crosby  
2012 Conference Quarterfinals #2, April 13, 2012
- TWO GOALS, FLYERS-13 seconds  
vs. Toronto, GARY DORNHOEFER, 11:24 of 2nd period  
and DON SALESKI, 11:37 of 2nd period.  
1976 Quarterfinals, Game 5, April 20, 1976
- THREE GOALS, BOTH TEAMS-31 SECONDS  
vs. Edmonton, Wayne Gretzky, 1:10 of 1st period  
Wayne Gretzky, 1:25 of 1st period  
DERRICK SMITH, 1:41 of 1st period  
1985 Finals #3, May 25, 1985



# FLYERS PLAYOFF RECORD BOOK

FOUR GOALS, BOTH TEAMS\*-1 minute 33 seconds  
 vs. Toronto, DON SALESKI, 10:03 of 2nd period  
 Bob Neely, 10:42 of 2nd period  
 GARY DORNHOEFER, 11:24 of 2nd period  
 DON SALESKI, 11:37 of 2nd period  
 1976 Quarterfinals #5, April 20, 1976

FIVE GOALS, BOTH TEAMS-3 minutes 20 seconds  
 vs. Minnesota, Paul Shmyr, 13:20 of 1st period  
 Steve Christoff, 13:59 of 1st period  
 KEN LINSEMAN, 14:54 of 1st period  
 TOM GORENCE, 15:36 of 1st period  
 KEN LINSEMAN, 16:40 of 1st period  
 1980 Semifinals #1, April 29, 1980

## LONGEST...

GAME - 152:01  
 at Pittsburgh, 2000 ECSF #4, May 4, 2000

GAME AT HOME - 90:07  
 vs. Boston, 1977 SF #2, April 26, 1977

GAME ON ROAD - 152:01  
 at Pittsburgh, 2000 ECSF #4, May 4, 2000

## MISC

MOST SAVES BY A GOALTENDER, SHUTOUT WIN - 44  
 at Washington, 2016 First Round #5, April 22, 2016

MOST SAVES BY A GOALTENDER, REGULATION WIN - 44  
 at Washington, 2016 First Round #5, April 22, 2016

LARGEST SHOT DIFFERENTIAL AGAINST, OVERALL & PLAYOFF  
 SHUTOUT WIN- 33  
 at Washington, 2016 First Round #5, April 22, 2016 (44-11)

## TEAM RECORDS FOR ONE PERIOD

### MOST...

GOALS-5  
 vs. Toronto, 2nd period, 1976 Quarterfinals #7, April 25, 1976  
 vs. Calgary, 1st period, 1981 Quarterfinals #5, April 22, 1981  
 vs. NY Rangers, 2nd period, 1985 Division Semifinals #3, April 13, 1985  
 vs. NY Rangers, 2nd period, 1986 Division Semifinals #4, April 14, 1986  
 vs. NY Rangers, 3rd period, 1987 Division Semifinals #2, April 9, 1987

GOALS AGAINST-6  
 vs. NY Rangers, 3rd period, 1979 Quarterfinals #5, April 24, 1979  
 vs. Pittsburgh, 1st period, 1989 Division Finals #5, April 25, 1989

GOALS, BOTH TEAMS\*-9  
 vs. NY Rangers (Rangers 6/FLYERS 3), 3rd period, 1979 Quarterfinals #5, April 24, 1979

SHOTS ON GOAL, HOME-20  
 vs. Toronto, 2nd period, 1976 Quarterfinals #7, April 25, 1976  
 vs. Minnesota, 2nd period, 1980 Semifinals #2, May 1, 1980

SHOTS ON GOAL, AWAY-28  
 at Pittsburgh 1997 Conference Quarterfinals #3, April 21, 1997

SHOTS ON GOAL AGAINST, HOME-20  
 vs. Pittsburgh, 2nd period, 2009 Conference Quarterfinals #6, April 25, 2009

SHOTS ON GOAL AGAINST, AWAY-27  
 vs. Toronto, 2nd period, 1976 Quarterfinals #3, April 15, 1976  
 vs. Islanders, 2nd period, 1985 Division Finals #3, April 23, 1985

SHOTS ON GOAL, BOTH TEAMS-39  
 at Pittsburgh, (FLYERS 28/Pittsburgh 11), 1st period, 1997 Conference Quarterfinals #3, April 21, 1997

### FEWEST...

SHOTS ON GOAL-1  
 vs. NY Rangers, 1st overtime period, 1979 Quarterfinals #1, April 16, 1979

vs. NY Islanders, 1st overtime period, 1980 Finals #1, May 13, 1980  
 vs. Quebec, 1st overtime period, 1981 Preliminary series #4, April 12, 1981  
 vs. Toronto, 2nd period, 2004 Conference Semifinals #2, April 25, 2004

SHOTS ON GOAL, 20-MINUTE PERIOD-1

vs. Toronto, 2nd period, 2004 Conference Semifinals #2, April 25, 2004

SHOTS ON GOAL AGAINST\*-0

vs. Colorado, 1st overtime period, 1978 Preliminary series #1, April 11, 1978

SHOTS ON GOAL AGAINST, 20-MINUTE PERIOD-1

vs. Boston, 3rd period, 1977 Semifinals #2, April 26, 1977 at Montreal, 2nd period, 2010 Conf. Final #4, May 22, 2010

## INDIVIDUAL RECORDS: PLAYOFF CAREER

### MOST...

POINTS-119 - Bobby Clarke	YEARS IN PLAYOFFS-13 - Bobby Clarke
ASSISTS-77 - Bobby Clarke	GAMES PLAYED-136 - Bobby Clarke
PENALTY MINUTES-363 - Dave Schultz	HAT TRICKS-3 - Rick MacLeish
GOALS-53 - Rick MacLeish - Bill Barber	- Tim Kerr

## INDIVIDUAL RECORDS: PLAYOFF YEAR

### MOST...

ASSISTS-20 - Pelle Eklund, 1987	HAT TRICKS-2 - Rick MacLeish, 1975
GOALS*-19 - Reggie Leach, 1976	SHUTOUTS-4 - Bernie Parent, 1975
POINTS-30 - Danny Briere, 2010	MINUTES PLAYED BY A GOALIE-1,540 - Ron Hextall, 1987
PENALTY MINUTES-139 - Dave Schultz, 1974	
SHORTHANDED GOALS*-3 - Bill Barber, 1980	

## INDIVIDUAL RECORDS: PLAYOFF SERIES

### MOST...

ASSISTS-9 Danny Briere vs. Chicago, 2010 Stanley Cup Final
ASSISTS AGAINST-9 Darryl Sittler, Toronto, 1977 Quarterfinals
GOALS-10 Tim Kerr vs. Pittsburgh, 1989 Division Finals
POWER PLAY GOALS-5 Tim Kerr vs. Pittsburgh, 1989 Division Finals
SHORTHANDED GOALS*-3 Bill Barber vs. Minnesota, 1980 Semifinals
GOALS AGAINST-7 Wayne Gretzky, Edmonton, 1985 Finals
PENALTY MINUTES*-116 Dave Schultz vs. Toronto, 1976 Quarterfinals
PENALTY MINUTES BY OPPONENT-72 Dave Williams, Toronto, 1976 Quarterfinals
POINTS-15 Tim Kerr vs. Pittsburgh, 1989 Division Finals
POINTS AGAINST-13 Jake Guentzel, Pittsburgh (6 Goals/7 Assists), 2018 First Round
SHUTOUTS-3 Michael Leighton vs. Montreal, 2010 Conf. Finals



# FLYERS PLAYOFF RECORD BOOK

## INDIVIDUAL RECORDS: PLAYOFF GAME

### MOST...

#### ASSISTS-4

Bobby Clarke vs. Boston, 1976 Semifinal #5, May 6, 1976  
Bob Dailey vs. Minnesota, 1980 Semifinal #2, May 1, 1980  
Ken Linseman vs. Calgary, 1981 Quarterfinal #5, April 22, 1981  
Brian Propp vs. Edmonton, 1987 Final #5, May 26, 1987  
Mark Recchi vs. Pittsburgh, 2000 Conference Semifinal #5, May 7, 2000  
Matt Carle vs. Boston, 2010 Conference Semifinal #4, May 7, 2010

#### GOALS\*\*-5

Reggie Leach vs. Boston, 1976 Semifinals #5, May 6, 1976

#### GOALS AGAINST\*\*-5

Darryl Sittler, Toronto, 1976 Quarterfinals #6, April 22, 1976  
Mario Lemieux, Pittsburgh, 1989 Division Finals #5, April 25, 1989

#### PENALTY MINUTES\*-42

Dave Schultz vs. Toronto, 1976 Quarterfinals #6, April 22, 1976

#### PENALTY MINUTES BY OPPONENT-34

Dave Williams, Toronto, Quarterfinals #6, April 22, 1976

#### POINTS - 6

Claude Giroux (3 Goals/3 Assists) vs. Pittsburgh, 2012 Quarterfinals #2, April 13, 2012

#### POINTS BY A ROOKIE

Peter Zedel, (1 Goals/3 Assists), 1985 Division Semifinals #3, April 13, 1985 vs. NY Rangers  
Sean Couturier, (3 Goals/1 Assists), 2012 Conference Quarterfinals #2, April 13, 2012 vs. Pittsburgh

#### POINTS AGAINST\*\*-8

Mario Lemieux, Pittsburgh (5 Goals/3 Assists), 1989 Division Finals #5, April 25, 1989

#### POWER PLAY GOALS\*\*-3

Tim Kerr vs. NY Rangers, 2nd period, 1985 Division Semifinals #3, April 13, 1985

#### SAVES, SHUTOUT WIN - 44

#### SAVES, REGULATION WIN - 44

Michal Neuvirth at Washington, 2016 First Round #5, April 22, 2016

### FASTEST...

#### TWO GOALS-41 seconds

Eric Lindros at Buffalo, 8:32 of 2nd period, 9:13 of 2nd period, 1997 Conference Semifinals #5, May 11, 1997

#### THREE GOALS-3 minutes 24 seconds

Tim Kerr vs NY Rangers, 14:58 of 2nd period, 16:42 of 2nd period, 18:22 of 2nd period, 1985 Division Semifinals #3, April 13, 1985

#### FOUR GOALS\*-8 minutes 16 seconds

Tim Kerr vs. NY Rangers, 10:06 of 2nd period, 14:58 of 2nd period, 16:42 of 2nd period, 18:22 of 2nd period, 1985 Division Semifinals #3, April 13, 1985

## INDIVIDUAL RECORDS: PLAYOFF PERIOD

### MOST...

#### ASSISTS\*\*-3

Barry Ashbee vs. Minnesota, 2nd period, 1973 Quarterfinals #2, April 5, 1973  
Ken Linseman vs. Calgary, 1st period, 1981 Quarterfinals #5, April 22, 1981

Peter Zedel vs. NY Rangers, 2nd period, 1985 Division

Semifinals #3, April 13, 1985

Tim Kerr vs. NY Islanders, 1st period, 1985 Division Finals #2, April 21, 1985

Paul Coffey vs. Buffalo, 1st period, 1997 Conference Semifinals #3, May 7, 1997

Rod Brind'Amour at Buffalo, 2nd period, 1997 Conference Semifinals #5, May 11, 1997

#### GOALS\*\*-4

Tim Kerr at NY Rangers, 2nd period, 1985 Division Semifinals #3, April 13, 1985

#### POWER PLAY GOALS\*-3

Tim Kerr at NY Rangers, 2nd period, 1985 Division Semifinals #3, April 13, 1985

#### POINTS\*\*-4

Tim Kerr at NY Rangers, 2nd period, 1985 Division Semifinals #3, April 13, 1985

## INDIVIDUAL RECORDS: MISCELLANEOUS

#### LOWEST GOALS AGAINST AVERAGE, PLAYOFF YEAR -

1.35 Bernie Parent, 1968

#### MOST CONSECUTIVE GAMES SCORING A GOAL\*-10

Reggie Leach, April 17, 1976 to May 9, 1976

#### FASTEST GOAL FROM START OF PERIOD (other than first)\*-6 sec.

Pelle Eklund, 2nd period, 1989 Division Finals #5, April 25, 1989

\*NHL Record \*\*Ties NHL Record



## FLYERS PLAYOFF RECORD BOOK

### THE FLYERS ARE 9-8 IN 7TH GAMES:

April 18, 1968	St. Louis	3	at	FLYERS	1	L
May 5, 1974	NY Rangers	3	at	FLYERS	4	W
May 13, 1975	NY Islanders	1	at	FLYERS	4	W
April 25, 1976	Toronto	3	at	FLYERS	7	W
April 26, 1981	Calgary	4	at	FLYERS	1	L
May 2, 1987	NY Islanders	1	at	FLYERS	5	W
May 31, 1987	FLYERS	1	at	Edmonton	3	L
April 16, 1988	FLYERS	4	at	Washington	5	L(OT)
April 29, 1989	FLYERS	4	at	Pittsburgh	1	W
May 26, 2000	New Jersey	2	at	FLYERS	1	L
April 22, 2003	Toronto	1	at	FLYERS	6	W
May 22, 2004	FLYERS	1	at	Tampa Bay	2	L
April 22, 2008	FLYERS	3	at	Washington	2	W(OT)
May 14, 2010	FLYERS	4	at	Boston	3	W
April 26, 2011	Buffalo	2	at	FLYERS	5	W
April 30, 2014	FLYERS	1	at	NY Rangers	2	L
Sept. 2, 2020*	NY Islanders	4	at	FLYERS	0	L

\* Flyers were home team for game played in 2020 Eastern Conference bubble at TOR

## FLYERS BEST-OF-SEVEN PLAYOFF SERIES RECORDS

	Game 1	Game 2	Game 3	Game 4	Game 5	Game 6	Game 7
Record in:	33-40	40-33	35-38	36-37	37-27	22-20	9-8
	Game 1	Game 2	Game 3	Game 4	Game 5	Game 6	Next Round
Series Record When Winning:	24-9	30-10	25-10	25-11	27-10	16-6	*After winning
Series Record When Losing:	15-25	9-24	14-24	14-23	9-18	6-14	Game 7, the Flyers
							have won the
							following series six
							times (6-3)
Flyers Game 2 Record When:		<b>Leading 1-0</b>		<b>Trailing 0-1</b>			
Flyers Series Record When:		18-15		22-18			
		24-9		15-25			
Flyers Game 3 Record When:		<b>Leading 2-0</b>		<b>Trailing 0-2</b>	<b>Tied 1-1</b>		
Flyers Series Record When:		10-8		9-9	16-21		
		18-0		3-15	18-19		
Flyers Game 4 Record When:		<b>Leading 3-0</b>		<b>Leading 2-1</b>	<b>Trailing 0-3</b>	<b>Trailing 1-2</b>	
Flyers Series Record When:		3-7		16-8	3-6	14-16	
		10-0		21-3	1-8	7-23	
Flyers Game 5 Record When:		<b>Leading 3-1</b>		<b>Trailing 3-1</b>	<b>Tied 2-2</b>		
Flyers Series Record When:		14-9		11-8	12-10		
		21-2		1-18	14-8		
Flyers Game 6 Record When:		<b>Leading 3-2</b>		<b>Trailing 3-2</b>			
Flyers Series Record When:		13-8		9-12			
		19-2		3-18			
Flyers Record when facing elimination:*		34-38					

\*Includes best-of-three and best-of-five series



# FLYERS PLAYOFF OVERTIME RESULTS

GOAL SCORER	DATE	SCORE	OPPONENT	TIME	RECORD
Larry Keenan	Apr. 10, 1968	2-3	@ St. Louis	24:10	0-1
Don Blackburn	Apr. 16, 1968	2-1	@ St. Louis	31:18	1-1
Gary Dornhoefer	Apr. 10, 1973	3-2	vs. Minnesota	8:35	2-1
Rick MacLeish	Apr. 14, 1973	5-4	@ Montreal	2:56	3-1
Larry Robinson	Apr. 16, 1973	3-4	@ Montreal	6:45	3-2
Dave Schultz	Apr. 14, 1974	4-3	@ Atlanta	5:40	4-2
Rod Gilbert	Apr. 28, 1974	1-2	@ NY Rangers	4:20	4-3
Bobby Clarke	May 9, 1974	3-2	@ Boston	12:01	5-3
Andre Dupont	Apr. 19, 1975	4-3	@ Toronto	1:45	6-3
Bobby Clarke	May 1, 1975	5-4	vs. NY Islanders	2:56	7-3
Jude Drouin	May 7, 1975	3-4	@ NY Islanders	1:53	7-4
Rene Robert	May 20, 1975	4-5	@ Buffalo	18:29	7-5
Reggie Leach	Apr. 29, 1976	2-1	vs. Boston	13:38	8-5
Rick MacLeish	Apr. 15, 1977	4-3	@ Toronto	2:55	9-5
Reggie Leach	Apr. 17, 1977	6-5	@ Toronto	19:10	10-5
Rick Middleton	Apr. 24, 1977	3-4	vs. Boston	2:57	10-6
Terry O'Reilly	Apr. 26, 1977	4-5	vs. Boston	30:07	10-7
Mel Bridgman	Apr. 11, 1978	3-2	vs. Colorado	0:23	11-7
Rick Middleton	May 2, 1978	2-3	@ Boston	1:43	11-8
Ken Linseman	Apr. 16, 1979	3-2	vs. NY Rangers	10:44	12-8
Bobby Clarke	Apr. 8, 1980	4-3	vs. Edmonton	8:06	13-8
Ken Linseman	Apr. 11, 1980	3-2	@ Edmonton	23:56	14-8
Denis Potvin	May 13, 1980	3-4	vs. NY Islanders	4:07	14-9
Bobby Nystrom	May 24, 1980	4-5	@ NY Islanders	7:11	14-10
Dale Hunter	Apr. 12, 1981	3-4	@ Quebec	0:37	14-11
Mark Howe	Apr. 10, 1985	5-4	vs. NY Rangers	8:01	15-11
Peter Statsny	May 5, 1985	1-2	@ Quebec	6:20	15-12
Ilkka Sinisalo	May 4, 1987	4-3	vs. Montreal	9:11	16-12
Jari Kurri	May 20, 1987	2-3	@ Edmonton	6:50	16-13
Murray Craven	Apr. 10, 1988	5-4	vs. Washington	1:18	17-13
Dale Hunter	Apr. 16, 1988	4-5	@ Washington	5:57	17-14
Kelly Miller	Apr. 8, 1989	3-4	vs. Washington	0:51	17-15
Phil Bourque	Apr. 21, 1989	3-4	vs. Pittsburgh	12:08	17-16
Dave Poulin	May 9, 1989	2-1	@ Montreal	5:02	18-16
Karl Dykhuis	May 7, 1995	4-3	vs. Buffalo	10:06	19-16
Eric Desjardins	May 21, 1995	5-4	vs. NY Rangers	7:03	20-16
Kevin Haller	May 22, 1995	4-3	vs. NY Rangers	0:25	21-16
Eric Lindros	June 7, 1995	3-2	@ New Jersey	4:19	22-16
Brian Bellows	Apr. 18, 1996	1-2	vs. Tampa Bay	9:05	22-17
Alexander Selivanov	Apr. 21, 1996	4-5	@ Tampa Bay	2:04	22-18
Dave Lowry	May 9, 1996	3-4	@ Florida	4:06	22-19
Mike Hough	May 12, 1996	1-2	vs. Florida	28:05	22-20
Ed Ronan	May 9, 1997	4-5	vs. Buffalo	6:24	22-21
Michal Grosse	May 1, 1998	2-3	vs. Buffalo	5:40	22-22
Yanic Perreault	Apr. 30, 1999	1-2	@ Toronto	11:51	22-23
Stu Barnes	Apr. 18, 2000	2-3	@ Buffalo	4:42	22-24
Andy Delmore	May 2, 2000	4-3	@ Pittsburgh	11:01	23-24
Keith Primeau	May 4, 2000	2-1	@ Pittsburgh	92:01	24-24
Jay McKee	Apr. 14, 2001	3-4	vs. Buffalo	18:02	24-25
Curtis Brown	Apr. 17, 2001	3-4	@ Buffalo	6:13	24-26
Ruslan Fedotenko	Apr. 17, 2002	1-0	vs. Ottawa	7:47	25-26
Martin Havlat	Apr. 26, 2002	1-2	vs. Ottawa	7:33	25-27
Tomas Kaberle	Apr. 14, 2003	3-4	@ Toronto	27:20	25-28
Mark Recchi	Apr. 16, 2003	3-2	@ Toronto	53:54	26-28
Travis Green	Apr. 21, 2003	1-2	@ Toronto	30:51	26-29
Wade Redden	Apr. 29, 2003	2-3	vs. Ottawa	6:43	26-30
Jeremy Roenick	May 4, 2004	3-2	@ Toronto	7:39	27-30
Simon Gagne	May 20, 2004	5-4	vs. Tampa Bay	18:18	28-30
Daniel Briere	Apr. 22, 2006	2-3	@ Buffalo	27:31	28-31
Mike Knuble	Apr. 17, 2008	4-3	vs. Washington	26:40	29-31
Joffrey Lupul	Apr. 22, 2008	3-2	@ Washington	6:06	30-31
Tom Kostopoulos	Apr. 24, 2008	3-4	@ Montreal	0:48	30-32
Bill Guerin	Apr. 17, 2009	2-3	@ Pittsburgh	18:29	30-33
Dan Carcillo	Apr. 18, 2010	3-2	vs. New Jersey	3:35	31-33
Marc Savard	May 1, 2010	4-5	@ Boston	13:52	31-34
Simon Gagne	May 7, 2010	5-4	vs. Boston	14:40	32-34
Claude Giroux	June 2, 2010	4-3	vs. Chicago	5:59	33-34
Patrick Kane	June 9, 2010	4-3	vs. Chicago	4:06	33-35
Tyler Ennis	April 22, 2011	3-4	vs. Buffalo	5:31	33-36
Ville Leino	April 24, 2011	5-4	@ Buffalo	4:43	34-36
David Krejci	May 2, 2011	2-3	vs. Boston	14:00	34-37
Jakub Voracek	April 11, 2012	4-3	@ Pittsburgh	2:23	35-37
Danny Briere	April 29, 2012	4-3	vs. New Jersey	4:36	36-37
Alexei Ponikarovsky	May 3, 2012	4-3	@ New Jersey	17:21	36-38
Phil Myers	Aug 26, 2020	4-3	vs. NY Islanders	2:41	37-38
Scott Laughton	Sept. 1, 2020	4-3	vs. NY Islanders	12:20	38-38
Ivan Provorov	Sept. 3, 2020	5-4	@ NY Islanders	35:03	39-38

Longest OT game: Home: 30:07, April 26, 1977, Boston 5-FLYERS 4 - Goal scored by Terry O'Reilly  
 Away: 92:01, May 4, 2000, FLYERS 2-Pittsburgh 1 - Goal scored by Keith Primeau

Shortest OT game: Home: 0:23, April 11, 1978, FLYERS 3-Colorado 2 - Goal scored by Mel Bridgman  
 Away: 0:37, April 12, 1981, Quebec 4-FLYERS 3 - Goal scored by Dale Hunter



## FLYERS PLAYOFF HAT TRICKS

YEAR	PLAYER	DATE	SCORE	GOALTENDER(S)
1967-68	R. Paiement	April 13	St. Louis 1 at FLYERS 6	G. Hall
1973-74	R. MacLeish (a)	April 11	Atlanta 1 at FLYERS 5	P. Myre
1974-75	R. MacLeish	April 13	Toronto 3 at FLYERS 6	G. McRae
	R. MacLeish	May 13	NY Islanders 1 at FLYERS 4	G. Reach
1975-76	D. Saleski	April 20	Toronto 1 at FLYERS 7	W. Thomas
	R. Leach(b)	May 6	Boston 3 at FLYERS 6	G. Gilbert
1979-80	B. Barber(c)	May 4	FLYERS 5 at Minnesota 3	G. Meloche
	P. Holmgren	May 15	NY Islanders 3 at FLYERS 8	B. Smith(2), G. Resch
1980-81	B. Barber	April 9	Quebec 5 at FLYERS 8	D. Bouchard
	B. Propp(a)	April 22	Calgary 4 at FLYERS 9	P. Riggan
1984-85	T. Kerr(a,c)	April 13	FLYERS 6 at NY Rangers 5	G. Hanlon
	B. Propp(a)	April 21	NY Islanders at FLYERS 5	B. Smith
1985-86	P. Zedel	April 14	FLYERS 7 at NY Rangers 1	J. Vanbiesbrouck
1986-87	T. Kerr	April 20	NY Islanders 2 at FLYERS 4	K. Hrudely
	P. Eklund	May 10	FLYERS 6 at Montreal 3	B. Hayward(1), P. Roy (2)
1988-89	T. Kerr(a)	April 19	FLYERS 4 at Pittsburgh 2	T. Barrasso
1994-95	J. LeClair	May 21	NY Rangers 4 at FLYERS 5 (OT)	M. Richter
1996-97	E. Lindros	May 20	FLYERS 6 at NY Rangers 3	M. Richter (2), ENG(1)
1999-00	A. Delmore	May 7	Pittsburgh 3 at FLYERS 6	R. Tugnutt (2), P. Skudra (1)
2003-04	K. Primeau	May 2	Toronto 2 at FLYERS 7	E. Belfour (2), T. Kidd (1)
2011-12	S. Couturier (a)	April 13	FLYERS 8 at Pittsburgh 5	M. Fleury
	C. Giroux	April 13	FLYERS 8 at Pittsburgh 5	M. Fleury
2013-14	W. Simmonds	April 29	NY Rangers 2 at FLYERS 5	H. Lundqvist
2017-18	S. Couturier	April 22	Pittsburgh 8 at FLYERS 5	M. Murray

(a) Natural Hat Trick, (b) Five Goals, (c) Four Goals

## FLYERS PLAYOFF HAT TRICKS AGAINST

YEAR	PLAYER	DATE	SCORE	GOALTENDER(S)
1970-71	J. Pappin	April 11	Chicago 6 at FLYERS 2	B. Gamble
1975-76	D. Sittler(a)	April 22	FLYERS 5 at Toronto 8	B. Parent
1976-77	L. McDonald(b)	April 17	FLYERS 6 at Toronto 5 (OT)	W. Stephenson
1979-80	R. Duguay	April 20	FLYERS 2 at NY Rangers 4	P. Peters
1984-85	W. Gretzky	May 25	FLYERS 3 at Edmonton 4	P. Lindbergh
1988-89	M. Lemieux(a)	April 25	FLYERS 7 at Pittsburgh 10	R. Hextall(4), ENG(1)
1994-95	B. Leetch	May 22	NY Rangers 3 at FLYERS 4 (OT)	R. Hextall
1996-97	W. Gretzky	May 18	NY Rangers 5 at FLYERS 4	G. Snow
2002-03	A. Mogilny	April 9	Toronto 5 at FLYERS 3	R. Cechmanek(2), ENG(1)
2005-06	J.P. Dumont	April 24	FLYERS 2 at Buffalo 8	R. Esche(2), A. Niittymaki(1)
	J. Pominville	April 24	FLYERS 2 at Buffalo 8	R. Esche(1), A. Niittymaki(2)
2011-12	J. Staal	April 18	Pittsburgh 10 at FLYERS 3	I. Bryzgalov (1), S. Bobrovsky (2)
2017-18	S. Crosby	April 11	FLYERS 0 at Pittsburgh 7	P. Mrazek(2), B. Elliott (1)
	J. Guentzel (b)	April 22	Pittsburgh 8 at FLYERS 5	M. Neuvirth



## FLYERS PLAYOFF PENALTY SHOTS

PLAYER	DATE	OPPONENT	H/A	GOALTENDER	RESULT
Bill Barber	May 7, 1975	NY Islanders	Away	Glenn Resch	No Goal
Ron Sutter	May 28, 1985	Edmonton	Away	Grant Fuhr	No Goal
Dave Poulin	May 30, 1985	Edmonton	Away	Grant Fuhr	No Goal
Eric Lindros	May 11, 1997	Buffalo	Away	Steve Shields	Goal
Eric Desjardins	April 16, 2000	Buffalo	Away	Dominik Hasek	No Goal
Mark Recchi	April 11, 2001	Buffalo	Home	Dominik Hasek	No Goal
Michael Richards	April 15, 2008	Washington	Home	Cristobal Huet	Goal
Ville Leino	May 12, 2010	Boston	Home	Tuukka Rask	No Goal

## PLAYOFF PENALTY SHOTS VS. FLYERS

PLAYER	DATE	OPPONENT	H/A	GOALTENDER	RESULT
Mats Sundin	April 22, 1999	Toronto	Away	John Vanbiesbrouck	No Goal
Robert Reichel	April 21, 2003	Toronto	Away	Roman Cechmanek	No Goal
Derek Roy	April 28, 2006	Buffalo	Home	Robert Esche	No Goal
Andrei Kostitsyn	April 24, 2008	Montreal	Away	Martin Biron	No Goal

## PLAYOFF SHUTOUTS

FOR					AGAINST					
YEAR	DATE	OPPONENT	SCORE	GOALIE	YEAR	DATE	OPPONENT	SCORE	GOALIE	
1973	April 8	Minnesota	3-0	Favell	1968	April 4	ST. LOUIS	1-0	G. Hall	
1974	April 20	NY RANGERS	4-0	Parent	1969	April 3	St. Louis	5-0	J. Plante	
	May 19	BOSTON	1-0	Parent		April 5	ST. LOUIS	3-0	J. Plante	
	April 15	TORONTO	3-0	Parent		1973	April 4	MINNESOTA	3-0	C. Maniago
1975	April 17	Toronto	2-0	Parent	1977	April 7	Minnesota	5-0	C. Maniago	
	April 29	NY ISLANDERS	4-0	Stephenson		May 1	Boston	3-0	G. Cheevers	
	May 4	NY Islanders	1-0	Parent		1979	April 22	NY Rangers	6-0	J. Oavidson
1977	May 27	Buffalo	2-0	Parent	1981	April 11	Quebec	2-0	D. Bouchard	
	April 19	TORONTO	2-0	Stephenson		1987	April 8	NY RANGERS	3-0	J. Vanbiesbrouck
	1980	April 19	NY Rangers	3-0		Peeters	1989	May 3	Montreal	3-0
1981	May 1	MINNESOTA	7-0	Myre	1996	May 7	MONTREAL	3-0	P. Roy	
	April 16	Calgary	4-0	St. Croix		May 2	FLORIDA	2-0	J. Vanbiesbrouck	
	1985	April 18	NY ISLANDERS	3-0		Lindbergh	1999	May 2	TORONTO	1-0
1985	April 28	NY ISLANDERS	1-0	Lindbergh	2000	April 27	PITTSBURGH	2-0	R. Tugnut	
	May 16	QUEBEC	3-0	Lindbergh		2001	April 21	Buffalo	8-0	D. Hasek
	1987	April 11	NY RANGERS	3-0		Hextall	2002	April 20	OTTAWA	3-0
April 16		NY RANGERS	5-0	Hextall		April 22	Ottawa	3-0	P. Lalime	
1999		April 22	Toronto	3-0		Vanbiesbrouck	April 24	Ottawa	3-0	P. Lalime
2000	April 16	Buffalo	2-0	Boucher		2006	April 30	Buffalo	3-0	R. Miller
2002	April 17	OTTAWA	1-0 (OT)	Cechmanek	2008	May 18	Pittsburgh	6-0	M. Fleury	
2003	April 27	Ottawa	2-0	Cechmanek	2011	April 14	BUFFALO	1-0	R. Miller	
	May 1	OTTAWA	1-0	Cechmanek		April 20	Buffalo	1-0	R. Miller	
	2004	April 14	New Jersey	3-0		Esche	2016	April 14	Washington	2-0
2008	April 13	Washington	2-0	Biron	2018	April 24	WASHINGTON	1-0	B. Holtby	
2009	April 23	Pittsburgh	3-0	Biron		April 11	Pittsburgh	7-0	M. Murray	
2010	April 22	New Jersey	3-0	Boucher		2020	April 18	PITTSBURGH	5-0	M. Murray
	May 10	Boston	4-0	Boucher/Leighton	Aug. 14		MONTREAL	5-0	C. Price	
	May 16	MONTREAL	6-0	Leighton	Aug. 24		NY ISLANDERS	4-0	S. Varlamov	
	May 18	MONTREAL	3-0	Leighton		Sept. 5	NY ISLANDERS	4-0	T. Greiss	
	May 22	Montreal	3-0	Leighton						
	2016	April 22	Washington	2-0		Neuvirth				
2020	Aug. 16	Montreal	1-0	Hart	HOME GAMES IN CAPS					
	Aug. 18	Montreal	2-0	Hart						

HOME GAMES IN CAPS

