

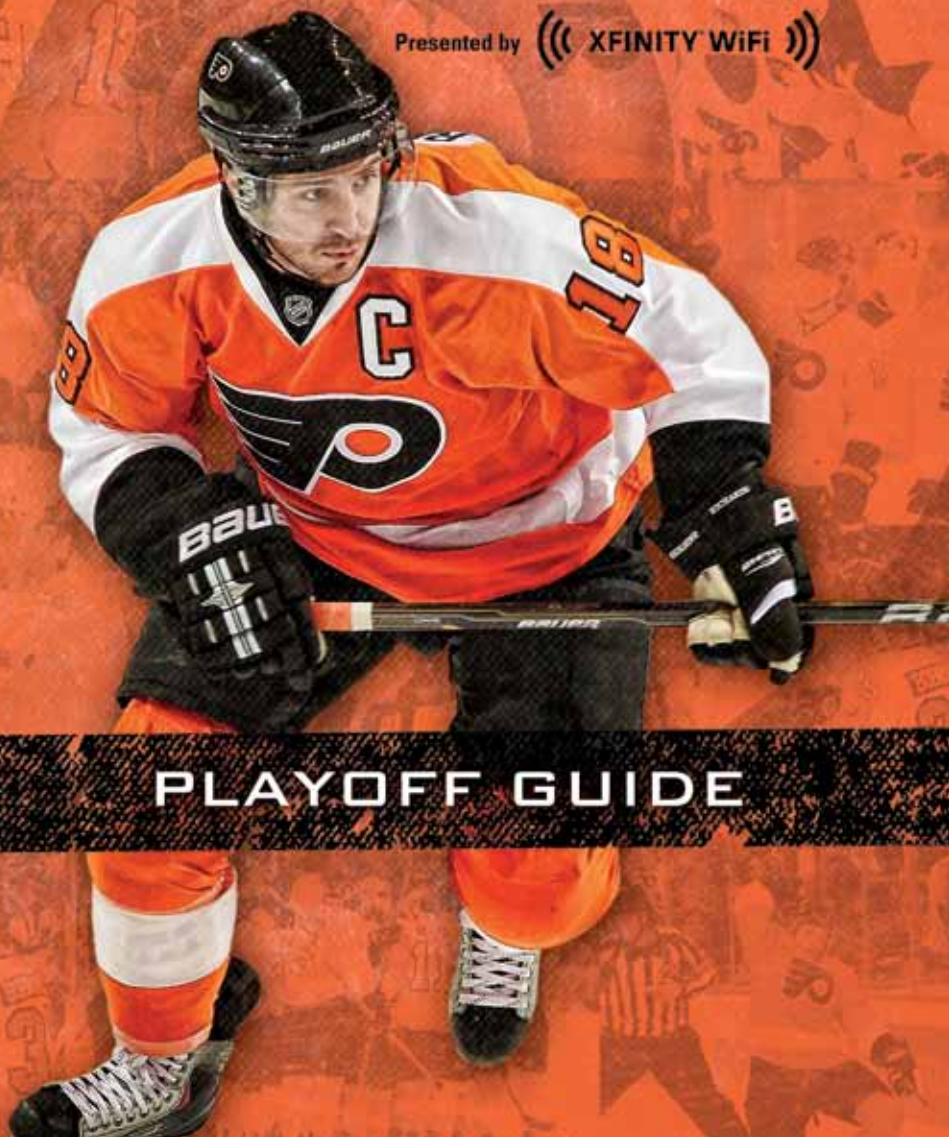
2011



# PLAYOFFS

WITH ALL OF OUR WILL...WE WILL

Presented by (( XFINITY WiFi ))



# TABLE OF CONTENTS

## COMCAST-SPECTACOR

Ed Snider .....	2
Peter A. Luukko .....	3

## MANAGEMENT/COACHING STAFF

Paul Holmgren .....	4
Peter Laviolette .....	5
Craig Berube and Kevin McCarthy .....	6
Joe Mullen, Jeff Reese, and Adam Patterson .....	7

## THE PLAYERS

Roster .....	8
Player Bios .....	9-66
Player Regular Season Game-By-Game Breakdown .....	67-82
How the Flyers Were Acquired .....	83

## FINAL 2010-11 NHL STATISTICS: REGULAR SEASON

NHL Standings .....	84-86
Team vs. Team Season Series .....	87-93
Flyers Regular Season Scoring .....	94
Game-By-Game Summary (Overall/Home/Road) .....	95-98


## ALL-TIME PLAYOFF STATISTICS AND RECORDS

Playoff Records vs. NHL Teams .....	99
All-Time Playoff Record .....	99
Stanley Cup Results: Year-by-Year .....	100-104
All-Time Playoff Goaltending Records .....	105
All-Time Playoff Scoring Records .....	106-108
All-Time Playoff Leaders .....	108
All-Time Playoff Game-Winning Goals .....	109
Playoff Records .....	110-114
Flyers Seventh Game Playoff Results .....	115
Flyers Best-of-Seven Playoff Series Records .....	115
Flyers Playoff Overtime Results .....	117
Flyers Playoff Overtime Records .....	117
Team-by-Team Playoff History .....	118
Playoff Series History vs. Each Club .....	119-120
Flyers Playoffs: For and Against .....	121-122

## STANLEY CUP PLAYOFF FORMAT ..... 123

## ED SNIDER [ COMCAST-SPECTACOR CHAIRMAN ]

---



Ed Snider is an iconic entrepreneur and true visionary in the sports and entertainment industry. His emergence as a leader in the Philadelphia Sports Market began in 1966, by bringing a National Hockey League franchise to the city, as the founder of the Philadelphia Flyers. He became the driving force behind the construction of the Spectrum and assumed control of the building in 1971. In 1974, Snider created Spectacor as the management company to oversee the Flyers and Spectrum. Over the next 20 years, Spectacor experienced unprecedented growth earning national acclaim for its impact in the sports and entertainment business. Under Snider's guidance, Spectacor developed and acquired nearly a dozen related companies.

In 1996, he merged Spectacor with the Comcast Corporation to form Comcast-Spectacor. The new venture initially consisted of the Philadelphia Flyers, Philadelphia 76ers, Wells Fargo Center, The Spectrum, and Philadelphia Phantoms. Comcast-Spectacor then joined with the Philadelphia Phillies to form Comcast SportsNet, one of the highest-rated regional sports cable networks in the country.

Most recently, Comcast-Spectacor developed Global Spectrum, an international facilities management company; Ovations Food Services, an international concessions company; New Era Tickets; and the Flyers

Skate Zones. These entities all represent components of Snider's vision: "Take what you do well and grow it."

Snider's success and business acumen have been widely recognized by his peers. He was elected to the Hockey Hall of Fame in 1988 and serves on the NHL's Executive Committee. He is also a member of the NBA's Advisory Finance Committee. He is a recipient of the Lester Patrick Award for outstanding service to hockey in the United States and has been elected to the Pennsylvania Sports Hall of Fame, the Philadelphia

Sports Hall of Fame, the Philadelphia Jewish Sports Hall of Fame, and the Flyers Hall of Fame. In 2005, he received the Greater Philadelphia Chamber of Commerce's William Penn Award, the most prestigious business honor in the region, and the Ellis Island Medal of Honor awarded to Americans of all ethnic backgrounds who have made significant contributions to our society.

One of Snider's recent accomplishments is the creation of the Ed Snider Youth Hockey Foundation, which provides underserved children in the Philadelphia area with the opportunity to learn to play ice hockey at area rinks. The program features an educational component that emphasizes teamwork and goal setting as important life lessons. In 2008, the Foundation rescued three of the five Philadelphia inner-city ice-skating rinks that had been targeted for closure by funding and operating them for the City. The Foundation now funds and administers programming in all five City rinks.

Snider received honorary degrees from Hahnemann University and Thomas Jefferson Hospital. He is also a Benefactor of the Sol C. Snider Entrepreneurial Center of the Wharton School of the University of Pennsylvania and Vice Chairman of the Simon Wiesenthal Center.

Snider's philanthropic generosity has benefitted numerous organizations and agencies throughout the Greater Philadelphia Region.

In May 1999, readers of the Philadelphia Daily News selected him as Philly's greatest mover and shaker of the millennium.

He resides in suburban Philadelphia. His children are daughters Lindy, Tina, and Sarena and sons Craig, Jay, and Samuel, as well as 15 grandchildren.

## PETER A. LUUKKO [PRESIDENT/CHIEF OPERATING OFFICER, COMCAST-SPECTACOR CHAIRMAN, GLOBAL SPECTRUM]



Peter A. Luukko is President and Chief Operating Officer of Comcast-Spectacor, the Philadelphia-based sports and entertainment firm which includes the Philadelphia Flyers hockey team, the Philadelphia 76ers basketball team, and the building in which they play, the Wells Fargo Center.

Luukko works closely with Comcast-Spectacor Chairman Ed Snider in overseeing the day-to-day operations of all of the company's interests which also include Global Spectrum, the fastest growing firm in the public assembly management field, Ovations Food Services, the company's food and concession company, Paciolan, a leading provider of ticketing software and technology, New Era Tickets, the company's full-service ticketing company, and Flyers Skate Zone, a series of community skating and hockey rinks in the Greater Philadelphia Region.

Additionally, Luukko, who is also Chairman of Global Spectrum, is responsible for creating new business opportunities for Comcast-Spectacor in the fields of facility management, sports ownership and operation, food and concessions, as well as consulting in those same fields.

Luukko's extensive sports management career began in 1981 after parlaying an internship at the New Haven Coliseum into the Director of Marketing for the facility. He later joined the Providence Civic Center as the facility's assistant general manager. In 1985 Luukko joined Spectacor Management Group (SMG), at the time owned in part by Snider, and soon became Vice President of SMG's Western Region and facility manager for SMG's

Los Angeles Coliseum and Sports Arena. During that time, he was credited for greatly improving the facilities' reputation. In addition, he had spent time overseeing other SMG facilities.

In 1993, Luukko left SMG to become President of the Spectrum. In the following years he became responsible for managing Comcast-Spectacor's growing interests, and helped the company into a nationally recognized leader in sports and entertainment with the acquisition of Globe Facility Services in 2000. After renaming the company Global Spectrum, the public assembly management firm grew from seven facilities in 2000 to just over 85 facilities in 2009. Additionally in 2000, Comcast-Spectacor acquired Leisure Food Services and renamed the company Ovations Food Services. Comcast-Spectacor made a significant investment into ticketing technology company, Paciolan and implored their technology to create a full-service ticketing company, New Era Tickets in 2004.

Under Luukko's leadership, Comcast-Spectacor helped Philadelphia garner national attention and awareness by attracting the 2002 NBA All-Star Weekend, the 2001 NCAA Men's East Regionals, the 2001 and 2002 X Games, the 2000 NCAA Women's Final Four and the 2000 Republican National Convention, and numerous other sports and entertainment events to the City of Philadelphia.

A recognized leader in the facility management industry, Luukko was the 2000 recipient of the City of Hope's Tri-State Labor Award. He also received the 2002 prestigious Harold J. VanderZwaag Distinguished Alumnus Award by the Sports Management Program of the University of Massachusetts for his accomplishments in the field of sports management.

Luukko actively serves on the Board of Directors for the Philadelphia Convention and Visitor's Bureau and the Philadelphia Sports Congress. He also serves on the National Hockey League's Board of Governors, the National Basketball Association's Board of Governors; the University of Massachusetts Sports Management Board and the University of South Carolina Hospitality & Tourism Board.

Luukko is a hockey player, hockey coach, and hockey parent. He is a graduate of the University of Massachusetts. He and his wife, Casey, along with their children; Nick, Dana, and Max; reside in West Chester, Pennsylvania. His son Nick was drafted by the Flyers in the sixth round of the 2010 NHL Entry Draft.

# 2010-11 PHILADELPHIA FLYERS

## PAUL HOLMGREN [GENERAL MANAGER]

---



Paul Holmgren enters his fifth season as the general manager of the Flyers and his 32nd as a member of the Flyers organization.

During the 2009-10 season, Holmgren, 54 (12/2/55), oversaw a Flyers team that made the eighth Stanley Cup Final appearance in team history. The Flyers compiled a regular season record of 41-35-6 for 88 points before embarking on a playoff run that saw them dispatch New Jersey (ECQF, 4 games to 1), Boston (ECSF, 4 games to 3), and Montreal (ECF, 4 games to 2) to reach the Final against the Chicago Blackhawks. The playoff appearance was the team's third in a row under Holmgren's watch.

In 2008-09, Holmgren put together a Flyers club that finished with a 44-27-11 record for 99 points, which was good for third place in the Atlantic Division and fifth in the Eastern Conference. The Flyers surpassed their totals in wins and points from the previous season.

In 2007-08, his first full season as general manager, Holmgren guided the Flyers to the best turnaround in the NHL that season. The club improved 39 points in the standings, posting a 42-29-11 record for 95 points after collecting just 56 points the year before. The Flyers returned to the Stanley Cup Playoffs and made an impressive run to the Eastern Conference Finals. Since the NHL expanded the playoffs to four rounds in 1980, the 2007-08 Flyers were only the second team to finish with the worst record in the NHL one season and reach the third round of the playoffs the next season (Detroit Red Wings in 1987). The 2007-08 Flyers were also the first team in 13 years to advance to the second round of the playoffs after finishing the previous season with the worst record in the league (San Jose Sharks in 1994).

Holmgren was named interim general manager of the Flyers on October 22, 2006 following the resignation of Bob Clarke. The interim tag was lifted on November 11, 2006 when he was named to the position on a permanent basis.

At the time of his promotion, Holmgren had served in various capacities in the Flyers front office for the previous 11 years. He re-joined the organization as a scout after he was replaced as the head coach of the Hartford Whalers on November 6, 1995, and was named director of pro scouting on December 30, 1995 when Bill Barber became the head coach of the Hershey Bears. Holmgren was named the director of player personnel on August 6, 1997 and was promoted to assistant general manager on June 14, 1999, a position he held for the next seven seasons.

Holmgren spent parts of four seasons (1992-93 through 1995-96) with the Hartford organization. He was named head coach of the Whalers on June 15, 1992 and added the general manager's duties prior to the 1993-94 season. He stepped down as head coach 17 games into the 1993-94 season to concentrate on his GM duties, but was re-appointed to the position on June 28, 1994 when Jim Rutherford was named the club's general manager. He compiled a record of 59-93-14 as Hartford's head coach.

Upon his retirement following the 1984-85 season, Holmgren was named an assistant coach with the Flyers and helped Mike Keenan guide the team to three playoff appearances, including a trip to the Stanley Cup Final in 1987. He was named head coach of the Flyers on June 1, 1988, becoming the first former Flyer to be named head coach of the team. Over four seasons as head coach, Holmgren compiled a record of 107-126-31.

Internationally, Holmgren has served as the assistant general manager of the 2006 U.S. Olympic Men's Ice Hockey Team and the general manager for the 2006 U.S. National Team at the IIHL World Championships. He also served as an assistant coach for Team USA at the 1998 Winter Olympic Games and at the 1996 World Cup of Hockey Tournament.

Holmgren played 527 games in the National Hockey League over 10 seasons with the Flyers and the Minnesota North Stars. He recorded 144 goals and 179 assists for 323 points while racking up 1,684 career penalty minutes. Holmgren was drafted from the University of Minnesota by the Flyers in the sixth round (108th overall) of the 1975 NHL Entry Draft and spent parts of eight seasons with the team. He was part of the club's historic 35-game undefeated streak and Stanley Cup Final appearance during the 1979-80 season. He was traded to the North Stars in exchange for Paul Guay and a third round pick in the 1985 NHL Entry Draft (Darryl Gilmour) on February 23, 1984. His Flyers totals include 138 goals and 171 assists for 309 points and 1,600 penalty minutes in 500 games over parts of nine seasons (1975-76 to 1983-84). His 1,600 penalty minutes with the Flyers are second all-time in club history.

Paul and his wife, Doreen, reside in Somerdale, New Jersey. He has four children: Jason, Kirsten, Wes, and Greta, and two grandchildren Hannah (6) and Noah (4).

# 2010-11 PHILADELPHIA FLYERS

## PETER LAVIOLETTE [ HEAD COACH ]



Peter Laviolette was named the 17th head coach in Flyers history on Dec. 4, 2009. Over the final 57 games of the season, Laviolette coached the Flyers to a 28-24-5 record. He then led the club on a remarkable playoff run, picking up series wins over New Jersey (4-1), Boston (4-3) and Montreal (4-2) on the way to the eighth Stanley Cup Final appearance in Flyers history.

Prior to joining the Flyers, Laviolette spent parts of five seasons as head coach of the Carolina Hurricanes (2003-04 to 2008-09), where he compiled a 167-122-34 record in 323 games. In 2005-06, Laviolette led Carolina to the only Stanley Cup championship in franchise history, which culminated with a 3-1 win over Edmonton in Game 7 of the Stanley Cup Final on June 19, 2006. The Hurricanes won the Southeast Division that year with a record of 52-22-8, and set franchise records for wins and points (112) in a single season. Laviolette was named a finalist for the Jack Adams Trophy as NHL Coach of the Year that season.

Prior to joining the Hurricanes, Laviolette served as head coach of the New York Islanders for two seasons (2001-02 to 2002-03). He registered a 77-62-25 regular season record and led his teams to the playoffs in both seasons,

returning the Islanders to postseason play after a seven-season absence.

In parts of seven seasons as a head coach (2001-02 to 2009-10), Laviolette has an overall record of 272-212-64 in 548 games coached with the Flyers, Hurricanes and Islanders. He begins the season ranked second in all-time wins among US-born head coaches. He also has a record of 34-27 in 61 career Stanley Cup Playoff games as a head coach.

Laviolette has been part of three Winter Olympic Games, taking part as a player for Team USA in 1994 at Lillehammer, Norway and 1998 at Nagano, Japan. He was also the head coach of the US squad at the 2006 Torino Games. Laviolette was the coach for Team USA at the 2004 and 2005 IIHF World Championships, guiding the squad to a bronze medal in 2004.

Laviolette began his coaching career with the ECHL's Wheeling Nailers in 1997. A 37-win season and trip to the conference finals earned him the head job with the American Hockey League's Providence Bruins, where Laviolette spent the last three seasons of his playing career.

In his first of two seasons at the helm, Laviolette led Providence to an incredible turnaround – after the team won just 19 games the year before, the P-Bruins posted an AHL-best 56-16-4-4 regular season record and won their first Calder Cup championship. The season earned Laviolette the AHL's Coach of the Year honors. He was promoted to assistant coach of the Boston Bruins in 2000, a position he held for one season before joining the Islanders.

Laviolette's playing career spanned 11 seasons, mostly in the AHL and IHL. He appeared in 12 games with the New York Rangers during the 1988-89 season.

A native of Franklin, Mass., Laviolette was born on Dec. 7, 1964. He and his wife, Kristen, have three children: sons Peter and Jack, and daughter Elisabeth.

### PETER LAVIOLETTE'S CAREER COACHING RECORD

YEAR	TEAM	REGULAR SEASON								PLAYOFFS					
		LEAGUE	GM	W	L	OT	PTS	PCT	FINISH	GM	W	L	PCT	FINISH	
2001-02	Islanders	NHL	82	42	28	12	96	.585	2nd – Atlantic	7	3	4	.429	Lost – Conf. Quarters	
2002-03	Islanders	NHL	82	35	34	13	83	.506	3rd – Atlantic	5	1	4	.200	Lost – Conf. Quarters	
2003-04	Hurricanes	NHL	52	20	22	10	50	.481	3rd – Southeast	-	-	-	-	Out of Playoffs	
2005-06	Hurricanes	NHL	82	52	22	8	112	.683	1st – Southeast	25	16	9	.640	WON Stanley Cup	
2006-07	Hurricanes	NHL	82	40	34	8	88	.537	3rd – Southeast	-	-	-	-	Out of Playoffs	
2007-08	Hurricanes	NHL	82	43	33	6	92	.561	2nd – Southeast	-	-	-	-	Out of Playoffs	
2008-09	Hurricanes	NHL	25	12	11	2	26	.520	Did Not Finish	-	-	-	-	Did Not Finish	
2009-10	FLYERS	NHL	57	28	24	5	61	.535	3rd – Atlantic	24	14	10	.416	Lost – Cup Final	
NHL TOTALS			548	272	212	64	608	.554		61	34	27	.557	–	

## 2010-11 PHILADELPHIA FLYERS

### CRAIG BERUBE [ ASSISTANT COACH ]

---



2010-11 was Craig Berube's fourth season as an assistant coach with the Flyers and his 14th overall season with the club. Berube has been a Flyers assistant coach since August 7, 2008, and also served as an assistant coach for most of the 2006-07 season. He has been a coach in the organization since 2004, when he was named the assistant coach of the Philadelphia Phantoms. He served in that capacity for the 2004-05 and 2005-06 seasons and was the head coach of the Phantoms for the first six games of the 2006-07 season and all of the 2007-08 season.

Berube posted a 49-29-5-3 record as head coach of the Phantoms and led the team to a second-place finish in the East Division and a spot in the AHL's East Division Finals during the 2007-08 season. He was originally named to that position on June 14, 2006. He was first named a Flyers assistant coach on October 23, 2006, and was re-appointed as the Phantoms head coach on June 4, 2007.

Berube returned to the Flyers organization for a third time on November 18, 2003 when he signed with the Phantoms as a player. He was named a player/assistant coach on January 29, 2004 and moved to full-time coaching the following year. He recorded six assists and 134 penalty minutes in 33 regular season games for the Phantoms during the 2003-04 season, his 18th and final professional season.

Over parts of seven seasons with the Flyers (1986-87 through 1990-91, 1998-99 and 1999-2000), Berube recorded 20 goals and 34 assists for 54 points and 1,138 penalty minutes in 323 regular season games. His 1,138 penalty minutes ranks ninth on the Flyers' All-Time List. He was originally signed as a free agent by the Flyers on March 19, 1986.

Over parts of 17 NHL seasons (1986-87 through 2002-03), Berube registered 61 goals and 98 assists for 159 points and 3,149 penalty minutes in 1,054 career regular season games for the Flyers, Toronto Maple Leafs, Calgary Flames, Washington Capitals and New York Islanders. His 3,149 career penalty minutes ranks seventh in NHL history.

Berube and his wife, Rebecca, have three children – sons Jake and Nashota and daughter Charlotte. Berube was born on December 17, 1965.

### KEVIN MCCARTHY [ ASSISTANT COACH ]

---



2010-11 was Kevin McCarthy's second season with the Flyers as an assistant coach. He joined the organization along with head coach Peter Laviolette on Dec. 4, 2009. It marked a return for McCarthy to the Flyers organization, where he spent two years working in the front office from 1990-1992.

McCarthy came to the Flyers after spending 18 years with the Carolina/Hartford franchise, including 12 consecutive years with the Hurricanes' coaching staff. He was a part of the Hurricanes' 2006 Stanley Cup championship, the first Stanley Cup title of his career.

McCarthy joined the Hartford organization in 1992 as an assistant coach. He served for three seasons in that role before being named the head coach of the team's American Hockey League affiliate in Springfield, Mass. He spent four seasons coaching the franchise's prospects, first in Springfield and later in New Haven, Connecticut. McCarthy put together a record of 156-123-36 as a head coach, which ranks as the second-best record in Carolina franchise history for the head coach of the team's AHL affiliate.

A former defenseman, McCarthy spent 10 seasons in the NHL with the Flyers, Vancouver and Pittsburgh. In 527 career NHL games, he totaled 67 goals and 191 assists for 258 points. During his time with Vancouver, he served as the Canucks' team captain and was named a starter in the 1981 NHL All-Star Game. McCarthy was selected as number 37 on Vancouver's list of the 50 Greatest Canucks in 2005.

Kevin and his wife, Rhonda, have three daughters – Melissa, Meaghan and Mallory.

# 2010-11 PHILADELPHIA FLYERS

## JOE MULLEN [ ASSISTANT COACH ]



2010-11 was Joe Mullen's fourth season with the Flyers as an assistant coach. He was named to the position on June 6, 2007.

Mullen joined the Flyers coaching staff after serving as an assistant coach with the Flyers' American Hockey League affiliate, the Philadelphia Phantoms, during the 2006-07 season. After starting the 2005-06 season as an assistant coach with Pittsburgh Penguins, he took over the head coaching position of the Penguins' AHL affiliate, the Wilkes-Barre/Scranton Penguins, in mid-season. He finished the season with a 28-16-3-5 mark. Prior to joining Wilkes-Barre/Scranton, he was an assistant coach for Pittsburgh for parts of six seasons (2000-01 to 2005-06).

A native of New York, NY, Mullen played 17 seasons in the NHL with the St. Louis Blues, Calgary Flames, Pittsburgh and Boston Bruins (1979-80, 1981-82 through 1996-97), recording 502 goals and 561 assists for 1,063 points and 241 penalty minutes in 1,062 regular season games. His 502 goals are second all-time among U.S.-born players. He was a member of three Stanley Cup Championship

teams, with Calgary in 1989 and Pittsburgh in 1991 and 1992.

A three-time NHL All-Star, Mullen twice won the Lady Byng Trophy as "the player adjudged to have exhibited the best type of sportsmanship and gentlemanly conduct combined with a high standard of playing ability" (1987 and 1989). He was named to the NHL First All-Star Team following the 1988-89 season, after setting career highs for goals (51), assists (59) and points (110) in a season, while leading the league in plus/minus with a +51 rating.

In 1995, Mullen received the Lester Patrick Trophy "for outstanding service to hockey in the United States." He became the first American-born player to record 1,000 points when he picked up an assist on February 7, 1995, and became the first American to reach the 500-goal plateau on March 14, 1997. He was inducted into the Hockey Hall of Fame in his first year of eligibility in 2000, two years after his induction into the United States Hockey Hall of Fame (1998).

Mullen and his wife, Linda, have three sons, Ryan, Michael and Patrick, and a daughter, Erin. Mullen was born on February 26, 1957.

## JEFF REESE [ GOALTENDING COACH ]



2010-11 was Jeff Reese's second season as the Flyers goaltending coach. He joined the Flyers in 2009 after eight seasons with the Tampa Bay Lightning coaching staff, where he was responsible for working with all goaltenders in the Lightning organization, as well as assisting in the assessment of amateur goaltenders for the NHL Entry Draft.

Over parts of 11 seasons in the NHL with the Toronto Maple Leafs (1987-88 through 1991-92 and 1998-99), Calgary Flames (1991-92 to 1993-94), Hartford Whalers (1993-94 to 1995-96), Lightning (1995-96) and New Jersey Devils (1996-97), Reese posted a 53-65-17 record with a 3.66 goals-against average and five shutouts in 174 contests. In 11 appearances in the Stanley Cup Playoffs, he has a 3-5 mark with a 4.08 GAA.

Reese was selected by Toronto in the fourth round (67th overall) in the 1984 NHL Entry Draft. He was born on March 24, 1966 in Brantford, Ontario.

## ADAM PATTERSON [ VIDEO COACH ]



2010-11 was Adam Patterson's second season as video coach and his ninth overall year with the Flyers organization. He handles all video aspects of video used by the coaches and players, and is involved in pre-scouting upcoming opponents.

Patterson was promoted to his current position in 2009 after serving six years as the Flyers video coordinator. He spent the 2002-03 and 2004-05 seasons in the same capacity for the Philadelphia Phantoms, winning a Calder Cup with the team in 2005.

A native of Peterborough, Ontario, Patterson graduated from Eastern Michigan University with a degree in Communications and Video Production, while captaining the school's Ice Hockey Team for his final three years and was four-times named CSHL All-Star and three-time Division 1 All-American. Prior to that Patterson played junior hockey in Stratford, Ontario and in Detroit for the Compuware Ambassadors. He is the son of former Flyer and current team scout Dennis Patterson.

Patterson and his wife Amy reside in Barrington, NJ with their three children – son Colin and daughters Mackenzie and Mya.




# PHILADELPHIA FLYERS 2010-11 PLAYOFF ROSTER

## 2010-11 REGULAR SEASON STATS

No.	Forwards	Height	Weight	Position	Shoots	Place of Birth	Date of Birth	2010-11 Team	League	GP	G	A	TP	PIM
11	Betts, Blair	6'3"	210	C	Left	Edmonton, Alberta	2/16/80	FLYERS	NHL	75	5	7	12	8
48	Briere, Danny	5'10"	179	C	Right	Gatineau, Quebec	10/6/77	FLYERS	NHL	77	34	34	68	87
13	Carillo, Daniel	6'0"	205	L	Left	King City, Ontario	1/28/85	FLYERS	NHL	57	4	2	6	127
17	Carter, Jeff	6'3"	200	C	Right	London, Ontario	1/1/85	FLYERS	NHL	80	36	30	66	39
28	Giroux, Claude	5'11"	172	C	Right	Hearst, Ontario	1/12/88	FLYERS	NHL	82	25	51	76	47
19	Hartnell, Scott	6'2"	210	L	Left	Regina, Saskatchewan	4/18/82	FLYERS	NHL	82	24	25	49	142
22	Leino, Ville	6'0"	182	R	Left	Savonlinna, Finland	10/6/83	FLYERS	NHL	81	19	34	53	22
15	Nodl, Andreas	6'1"	196	L	Left	Vienna, Austria	2/28/87	FLYERS	NHL	67	11	11	22	16
36	Powe, Darroll	5'11"	212	R	Left	Saskatoon, Saskatchewan	6/22/85	FLYERS	NHL	81	7	10	17	41
18	Richards, Mike	5'11"	195	C	Left	Kenora, Ontario	2/11/85	FLYERS	NHL	81	23	43	66	62
45	Shelley, Jody	6'3"	225	L	Left	Thomson, Manitoba	2/7/76	FLYERS	NHL	58	2	2	4	127
21	van Riemsdyk, James	6'3"	205	L	Left	Old Bridge, New Jersey	5/4/89	FLYERS	NHL	75	21	19	40	35
10	Versteeg, Kris	5'10"	182	R	Right	Lethbridge, Alberta	5/13/86	Toronto	NHL	53	14	21	35	29
								FLYERS	NHL	27	4	7	11	24
93	Zherdev, Nikolay	6'2"	197	R	Right	Kiev, Ukraine	11/5/84	FLYERS	NHL	56	16	6	22	22
No.	Defensemen	Height	Weight	Position	Shoots	Place of Birth	Date of Birth	2010-11 Team	League	GP	G	A	TP	PIM
3	Bartulis, Oskars	6'1"	184	D	Left	Ogre, Latvia	1/21/87	FLYERS	NHL	13	0	0	0	4
24	Boyniton, Nick	6'1"	218	D	Right	Nobleton, Ontario	1/14/79	Chicago	NHL	41	1	7	8	12
								FLYERS	NHL	10	0	0	0	4
25	Carle, Matt	6'0"	205	D	Left	Anchorage, Alaska	9/25/84	FLYERS	NHL	82	1	39	40	23
5	Coburn, Braydon	6'5"	220	D	Left	Calgary, Alberta	2/27/85	FLYERS	NHL	82	2	14	16	53
41	Meszaros, Andrej	6'2"	220	D	Left	Povazska Bystrica,	11/13/85	FLYERS	NHL	81	8	24	32	42
6	O'Donnell, Sean	6'2"	237	D	Left	Ottawa, Ontario	10/13/71	FLYERS	NHL	81	1	17	18	87
20	Pronger, Chris	6'6"	214	D	Left	Dryden, Ontario	10/10/74	FLYERS	NHL	50	4	21	25	44
26	Syvret, Danny	5'11"	203	D	Left	Millgrove, Ontario	6/13/85	FLYERS	NHL	4	0	0	0	2
								Phantoms	AHL	15	5	8	13	6
								Anaheim	NHL	6	1	1	2	4
44	Timonen, Kimmo	5'10"	194	D	Left	Kuopio, Finland	3/18/75	Syracuse	AHL	8	0	4	11	
8	Walker, Matt	6'3"	213	D	Right	Beaverlodge, Alberta	4/7/980	FLYERS	NHL	82	6	31	37	36
								FLYERS	NHL	4	0	0	0	4
								Phantoms	AHL	1	0	2	2	8
No.	Goalenders	Height	Weight	Position	Catches	Place of Birth	Date of Birth	2010-11 Team	League	GP	W	L	SO	GAA
35	Bobrovsky, Sergei	6'2"	190	G	Left	Novokuznetsk, Russia	9/20/88	FLYERS	NHL	54	28	13	8	2.59
33	Boucher, Brian	6'2"	200	G	Left	Woonsocket, Rhode Island	1/2/77	FLYERS	NHL	34	18	10	4	2.42
49	Leighton, Michael	6'3"	192	G	Right	Petrolia, Ontario	5/19/81	FLYERS	NHL	1	1	0	0	4.00

# 3 Oskars Bartulis

DEFENSE | bahr-TEW-lihs, AWZ-kahrz



**BIRTHDATE:** January 21, 1987 | **BIRTHPLACE:** Ogre, Latvia  
**HEIGHT:** 6'2" | **WEIGHT:** 184 | **SHOOTS:** Left | **SEASON:** 2nd NHL, 2nd FLYERS

## 2010-11

Appeared in back to back games to start the season...Was loaned to the Phantoms on 10/23 for a 14 day conditioning assignment...Was recalled from conditioning assignment on 11/1...Appeared in nine consecutive games from 12/18-1/1

## CAREER

**2009-10:** Recorded his first career NHL goal vs. Minnesota on 3/25... Missed three games (3/2-3/5) due to injury (flu/soreness in groin)... Recorded a +3 rating vs. Columbus on 1/19 (a career high)... Played 22:21 vs. Dallas on 1/12 (career high)... Competed in his first Olympics, representing Latvia, and recorded over 20 minutes of ice time per game... Had two assists (career-high) at Tampa Bay on 12/23... Recorded his first NHL point with an assist at San Jose on 11/20... Made his NHL debut vs. Ottawa on 11/12 (played 17:18)... Recalled from Adirondack (AHL) on 11/9... Signed a multi-year contract extension with Flyers on 12/2... Made NHL playoff debut in Game 1 of ECQF vs. NJ...Played in Games 2-5 of the SCF vs. Chicago...**2008-09:** Appeared in all 80 games for the Phantoms, recording two goals and 11 assists for 13 points... **2007-08:** Missed the 2008 Calder Cup Playoffs due to injury...Scored first professional goal and also posted an assist in a 3-2 win vs. Binghamton on Dec. 28, earning first star honors... Made professional debut Oct. 5 vs. Norfolk...**2006-07:** Voted to the QMJHL second-team all-star squad after posting 13 goals and 35 assists for 48 points in 55 games with Cape Breton...Represented Latvia at the World Junior Championships...Named best defenseman in the 2007 World Under-20 Championships, Division 1...Named QMJHL defensive player of the month in October 2006...Appeared in two exhibition games for the Phantoms during the 2006 training camp before being returned to Cape Breton...Signed a three-year entry level contract with the Flyers on Sept. 23...Traded to Cape Breton in the 2006 off-season... **2005-06:** Recorded six goals and 25 assists for 31 points and 84 penalty minutes in 54 games for the Moncton Wildcats...In 21 playoff games, posted 10 points (1G,9A) and 22 penalty minutes as the Wildcats won the QMJHL Regular Season and Playoff Championships and advanced to the Memorial Cup Finals...Played in three games as a member of Team Latvia at the 2006 IIHF World Junior Championships... **2004-05:** Named to the QMJHL All-Rookie Team and the Canadian Major Junior All-Rookie Team after recording five goals and 19 assists for 24 points and 55 penalty minutes in 62 games.

## CAREER RECORD

REGULAR SEASON								PLAYOFFS				
YEAR	TEAM	LEAGUE	GP	G	A	PTS	PIM	GP	G	A	PTS	PIM
2004-05	Moncton (a)	QMJHL	62	5	19	24	55	12	1	1	2	16
2005-06	Moncton	QMJHL	54	6	25	31	84	21	1	9	10	22
2006-07	Cape Breton	QMJHL	55	13	35	48	52	16	3	9	12	24
2007-08	Philadelphia	AHL	57	1	20	21	42	--	--	--	--	--
2008-09	Philadelphia	AHL	80	2	11	13	59	4	0	0	0	4
2009-10	Philadelphia	AHL	12	2	2	4	14					
	FLYERS	NHL	53	1	8	9	28	7	0	0	0	4
2010-11	FLYERS	NHL	13	0	0	0	4					
	NHL TOTALS	NHL	66	1	8	9	32	7	0	0	0	4
	FLYERS TOTALS	NHL	66	1	8	9	32	7	0	0	0	4

(a) Drafted by the Flyers in the 3rd round (91st overall) of the 2005 NHL Entry Draft


## MISCELLANEOUS STATS

REGULAR SEASON												PLAYOFFS		
YEAR	TEAM	LEAGUE	PP	SH	GW	S	S%	+/-	TF	F%	MIN	PP	SH	GW
2009-10	FLYERS	NHL	0	0	0	26	3.8	-12				0	0	0
2010-11	FLYERS	NHL	0	0	0	7	0	-4						
	NHL TOTALS		0	0	0	33	1.9	-16				0	0	0

# 11 Blair Betts

CENTER | BEHTS, BLAIR

**BIRTHDATE:** February 16, 1980 | **BIRTHPLACE:** Edmonton, Alberta  
**HEIGHT:** 6'03 | **WEIGHT:** 210 | **SHOOTS:** Left | **SEASON:** 9th NHL, 2nd Flyers



## 2010-11

Played in his 100th game as a Flyer 12/30 at Los Angeles... Scored a shorthanded goal at Carolina on 2/10.

## CAREER

**2009-10:** Appeared in his 400th NHL game on 4/6 at Toronto... Signed a two-year contract extension on 2/12... Had two goals (career-high) at Tampa Bay on 12/23 and matched that with two goals vs. TB on 1/9... Missed 12 games (11/23-12/15) due to right dislocated shoulder injury suffered at Phoenix on 11/21... Recorded his 1st goal as a Flyer on 11/12 vs. Ottawa... Recorded his first point as a Flyer on 11/6 at Buffalo... Missed seven games (10/8-10/27) due to dislocated shoulder suffered vs. Washington on 10/6... Signed a one-year contract on 10/1... Prior to joining the Flyers, appeared in 258 career games with the Rangers and Calgary Flames, registering 22 goals and 16 assists for 38 points, along with 80 penalty minutes. ... Appeared in all 23 playoff games... Scored a goal (first of playoffs) in Game 1 of SCF vs. Chicago... Recorded an assist in Game 3 of the Eastern Conference Semifinals vs. Boston... **2008-09:** Appeared in 81 regular season games for the NY Rangers, posting 10 points on six goals and four assists... Had one multiple-point game, posting a goal and an assist in a 4-3 win at Philadelphia on Oct. 11... Played a season-high 16:50 on Nov. 22 at Ottawa... Registered five hits on Feb. 6 at Dallas... Recorded four blocked shots on March 38 at Pittsburgh... Played in six playoff games while ranking fourth on the team and first among forwards with 10 blocked shots. **2007-08:** Posted a plus or even rating in 32 of his last 36 games ... Logged 12:59 of ice time on Apr. 6 at New Jersey in his return to the lineup after missing the last seven games following minor foot surgery performed on Mar. 20; His consecutive games played streak ended at 180 games, dating back to Mar. 2, 2006 at Philadelphia ... Skated in his 200th career NHL game on Nov. 10 at Toronto. **2006-07:** Skated in 82 games with the Rangers, registering nine goals and four assists, along with 24 penalty minutes ... Established career-highs in games played (82), goals (nine), assists (four), points (13), shots on goal (120), and average ice time (14:01) ... Ranked first among all forwards in the NHL with 98 blocked shots ... Led the team in faceoffs won (620) and ranked 26th among NHL centers with a 52.3% faceoff percentage ... Was one of only two players to appear in all 82 games with the Rangers ... Recorded a season-high five blocked shots on Mar. 3 vs. St. Louis ... Notched a power play goal on Mar. 1 vs. Pittsburgh; Marked his first power play goal since October 14, 2003 at Edmonton (Salo) ... Won a season-high 17 of 21 faceoffs (80%) in 16:25 of total ice time on Feb. 27 vs. Montreal ... Tallied a shorthanded goal, the second of his career, on Dec. 7 vs. Pittsburgh ... Skated in 10 post-season games, collecting four penalty minutes ... Tied for first among team forwards with nine blocked shots. **2005-06:** Appeared in 66 games with the Rangers, registering eight goals and two assists, along with 24 penalty minutes ... Led the team and ranked 19th among NHL centers with a 53.4% faceoff percentage ... Appeared in his 100th career NHL game on Apr. 15 at Philadelphia ... Registered a goal and the game-winning assist for a season-high two points, while blocking two shots and winning seven of 11 faceoffs on Mar. 29 vs. Islanders ... Missed 16 games after suffering an isolated, grade three sprain of the medial collateral ligament in his left knee on Jan. 7 vs. Florida ... Tallied his first goal as a Ranger on Oct. 13 vs. New Jersey ... Made his Rangers debut on Oct. 5 at Philadelphia ... Appeared in four playoff games, registering one goal and one assist, along with two penalty minutes ... Led the team in playoff scoring (two points) and faceoffs won (39). **2004-05:** Skated in 16 games for the Hartford Wolf Pack of the American Hockey League, registering five goals and four assists ... Underwent surgery on Dec. 15 to repair a dislocated right shoulder ... Injured his shoulder on Dec. 5 at Manchester and missed the balance of the season ... Injured on Nov. 11 vs. Houston and missed six games ... Notched his first Wolf Pack goal in a 4-1 victory on Oct. 30 at Portland ... Registered his first Wolf Pack point with an assist on the game-winning goal on Oct. 24 vs. Springfield (3-1 win). **2003-04:** Traded to the Rangers from Calgary on Mar. 6, along with Jamie McLennan and Greg Moore, in exchange for Chris Simon and a 2004 seventh round draft choice (Matt Schneider) ... Appeared in 20 games with Calgary prior to the trade, registering one goal and two assists for three points, along with 10 penalty minutes ... Suffered a shoulder injury while with Calgary on Nov. 22 and missed the remainder of the season. **2002-03:** Appeared in nine games for Calgary, registering one goal and three assists for four points ... Registered his first NHL assist on Mar. 18 at Los Angeles ... Also skated in 19 games for AHL Saint John, registering six goals and seven assists for 13 points, along with six penalty minutes. Missed the majority of the season recovering from a shoulder injury suffered in training camp on Sept. 27. **2001-02:** Appeared in six games for Calgary, collecting one goal and two penalty minutes ... Tallied his first NHL goal/point while making his NHL debut on Apr. 4 vs. Minnesota (Manny Fernandez) ... Tallied 20 goals and 29 assists for 49 points in 67 games with Saint John, along with 10 penalty minutes ... Ranked first on the

# 11 Blair Betts

CENTER | BEHTS, BLAIR

team with 49 points ... Ranked third on the team with 20 goals and second with 29 assists. **2000-01:** Skated in 75 games for Saint John in his first professional season, registering 13 goals and 15 assists for 28 points, along with 28 penalty minutes ... Appeared in 19 postseason games, tallying two goals and three assists for five points, along with four penalty minutes, helping Saint John capture the Calder Cup championship. **JUNIOR CAREER:** Skated in 215 career games with the Prince George Cougars of the Western Hockey League (WHL), registering 91 goals and 116 assists for 207 points, along with 134 penalty minutes. **INTERNATIONAL CAREER:** Captured a silver medal with Team Canada at the 1999 World Junior Championships .... Also garnered a silver medal with Team Canada at the 2001 Spengler Cup.

## CAREER RECORD

YEAR	TEAM	LEAGUE	REGULAR SEASON					PLAYOFFS				
			GP	G	A	PTS	PIM	GP	G	A	PTS	PIM
1996-97	Prince George	WHL	58	12	18	30	19	15	2	2	4	6
1997-98	Prince George (a)	WHL	71	35	41	76	38	11	4	6	10	8
1998-99	Prince George	WHL	42	20	22	42	39	7	3	2	5	8
1999-00	Prince George	WHL	44	24	35	59	38	13	11	11	22	6
2000-01	Saint John	AHL	75	13	15	28	28	19	2	3	5	4
2001-02	Calgary	NHL	6	1	0	1	2	--	--	--	--	--
2001-02	Saint John	AHL	67	20	29	49	10	--	--	--	--	--
2002-03	Saint John	AHL	19	6	7	13	6	--	--	--	--	--
2002-03	Calgary	NHL	9	1	3	4	0	--	--	--	--	--
2003-04	Calgary (b)	NHL	20	1	2	3	10	--	--	--	--	--
2004-05	Hartford	AHL	16	5	4	9	4	--	--	--	--	--
2005-06	NY Rangers	NHL	66	8	2	10	24	4	1	1	2	2
2006-07	NY Rangers	NHL	82	9	4	13	24	10	0	0	0	4
2007-08	NY Rangers	NHL	75	2	5	7	20	8	0	0	0	2
2008-09	NY Rangers	NHL	81	6	4	10	16	6	0	0	0	0
2009-10	FLYERS (c)	NHL	63	8	10	18	14					
2010-11	FLYERS	NHL	75	5	7	12	8					
<b>NHL TOTALS</b>			<b>477</b>	<b>41</b>	<b>37</b>	<b>78</b>	<b>118</b>	<b>28</b>	<b>1</b>	<b>1</b>	<b>2</b>	<b>8</b>
<b>FLYERS TOTALS</b>			<b>138</b>	<b>13</b>	<b>17</b>	<b>30</b>	<b>22</b>	<b>23</b>	<b>1</b>	<b>1</b>	<b>2</b>	<b>4</b>

(a) Drafted by Calgary in the second round (33rd overall) of the 1998 NHL Entry Draft.

(b) Traded to NY Rangers from Calgary, along with Jamie McLennan and Greg Moore, in exchange for Chris Simon and a 2004 seventh round draft choice (Matt Schneider), on March 6, 2004.

(c) Signed by the Flyers as a Free Agent on Oct. 1, 2009

## MISCELLANEOUS STATS

REGULAR SEASON													PLAYOFFS		
YEAR	TEAM	LEAGUE	PP	SH	GW	S	S%	+/-	TF	F%	MIN	PP	SH	GW	
2001-02	Calgary	NHL	0	0	1	4	25	-1	39	48.7	7:05				
2002-03	Calgary	NHL	0	0	0	16	6.3	3	71	53.5	11:33				
2003-04	Calgary	NHL	1	0	1	21	4.8	-1	248	54.0	12:45				
2005-06	NY Rangers	NHL	0	1	0	94	8.5	-10	817	53.4	12:55				
2006-07	NY Rangers	NHL	1	1	0	120	7.5	-4	1186	52.3	14:01				
2007-08	NY Rangers	NHL	0	0	0	85	2.4	-4	771	50.3	11:51				
2008-09	NY Rangers	NHL	0	2	1	83	7.2	-5	884	49.3	10:36				
2009-10	FLYERS	NHL	1	1	2	63	12.7	7	855	50.9	12:36				
2010-11	FLYERS	NHL	0	1	2	51	9.8	-3	817	48.2	10:27				
NHL TOTALS			3	6	7	537	9.3	-18	5688	51.3	12:01	0	0	0	

# 33 Sergei Bobrovsky

GOALIE | bawb-RAWF-skee, SAIR-gay



**BIRTHDATE:** September 20, 1988 | **BIRTHPLACE:** Novokuznetsk, Russia  
**HEIGHT:** 6'2" | **WEIGHT:** 190 | **CATCHES:** Left | **SEASON:** 1st NHL, 1st FLYERS

## 2010-11

Made first start of his NHL career, a 3-2 win at Pittsburgh, on 10/7...Recorded back to back wins on 10/7 and 10/11...Won six straight games, a Flyers' rookie goaltending record, from 10/26-11/06 (1.68 GAA, .944 SV%)...Unbeaten in 10 straight starts from 10/26-11/15 (9-0-1)...Won three-straight games from 11/11-11/15 (1.33 GAA, .961 SV%)...Won six consecutive starts, while allowing two goals or less in each game, from 1/11-1/25...As of 4/4, 2nd among NHL rookie goaltenders in wins (28), 2nd in games started (51), 2nd in SV.% (.918), and 2nd in GAA (2.47)

## CAREER

**Russian Career: 2009-10:** Appeared in 35 games with Novokuznetsk Metallurg of the KHL; Held a .919 SV% and 2.72 GAA with one shutout; Finished the season with a 9-22-3 record. **2008-09:** Appeared in 32 games with Novokuznetsk; Recorded a .927 SV% and 2.49 GAA with one shutout and one assist; Finished the season with a 7-20-2 record. **2007-08:** Appeared in nine games with Novokuznetsk.

## CAREER RECORD

YEAR	TEAM	LEAGUE	REGULAR SEASON							PLAYOFFS						
			GP	MINS	GA	SO	AVG. W	L	T/O	GP	MINS	GA	SO	AVG. W	L	
2006-07	Novokuznetsk Metallurg	Russia	9													
2008-09	Novokuznetsk Metallurg	KHL	32	1636	68	1	2.49	7	20	2						
2009-10	Novokuznetsk Metallurg(a)	KHL	35	1964	89	1	2.72	9	22	3						
2010-11	FLYERS	NHL	54	3017	130	0	2.59	28	13	0						
<b>FLYERS TOTALS</b>			<b>54</b>	<b>3017</b>	<b>130</b>	<b>0</b>	<b>2.59</b>	<b>28</b>	<b>13</b>	<b>0</b>						
<b>NHL TOTALS</b>			<b>54</b>	<b>3017</b>	<b>130</b>	<b>0</b>	<b>2.59</b>	<b>28</b>	<b>13</b>	<b>0</b>						

- a) Signed a three-year entry level contract with the Philadelphia Flyers on May 6, 2010 after starting his professional career with Metallurg Novokuznetsk

# 33 Brian Boucher

GOALIE | BOO-shay, BRIGH-uhn



**BIRTHDATE:** January 2, 1977 | **BIRTHPLACE:** Woonsocket, Rhode Island  
**SEASON:** 10th NHL, 4th Flyers | **HEIGHT:** 6'2" | **WEIGHT:** 200 | **SHOOTS:** Left

## 2010-11

Unbeaten in six-straight games (5-0-1) from 11/20-12/18 with a 1.83 GAA and a .940 sv. %... Played in his 300th game in the NHL on 1/22 vs. New Jersey... Won four consecutive starts from 2/5-2/20

## CAREER

**2010-11:** Finished the season going 3-1-0 with a 1.98 GAA and .925 save percentage in his last four starts... Stopped 24 of 25 shots and 2 of 3 players in a shootout to record a 2-1 win vs. NY Rangers in the final game of the regular season to clinch playoff berth... Recorded his 100th NHL victory on 4/6 at Toronto, a 2-0 shutout, stopping 23 shots... Recorded an assist and stopped 31 of 34 shots for a 4-3 win vs. DET on 4/4 (his 99th in NHL)... Dressed, but did not play in four games (12/23-12/30) – due to finger injury suffered vs. Florida on 12/21... Recorded his 50th win as a Flyer at Boston on 12/14... Missed two games (10/2 & 10/3) due to lower body injury. **2008-09:** Went 12-6-3 with a .917 save percentage and 2.18 GAA... His .917 save percentage and 2.18 GAA were his best since his rookie year in 1999-00 (Philadelphia - .918%, 1.91 GAA)... Started the season with back-to-back shutouts and became the only goaltender since 1989-90 to begin his tenure with a franchise with three shutouts in his first five starts... Posted shutout in his season-debut (Oct. 12 at Los Angeles), the second consecutive season in which he debuted without allowing a goal... Finished Sharks career with a 15-5-3 record, 2.11 GAA, .924 save percentage and three shutouts in 23 starts... **2007-08:** Went 3-0-0 with the Sharks... Became the first goalie in franchise history to record a shutout win in his Sharks debut on Mar. 1 at St. Louis (Nabokov earned a shutout tie in his first appearance)... Signed by San Jose as a free agent on Feb. 26... **2006-07:** Split season with Columbus and Chicago... **2005-06:** Played for Calgary, Phoenix and San Antonio (AHL)... **2004-05:** Played for HV71 in Sweden... **2003-04:** With Phoenix, set two new modern-day NHL records with five consecutive shutouts and a shutout sequence of 332:01... Broke the 55-year-old records of Montreal's Bill Durnan (four, 309:21 sequence in 1948-49)... The shutouts: Dec. 31 vs. Los Angeles (4-0, 21 saves), Jan. 2 at Dallas (6-0, 35 saves), Jan. 4 at Carolina (3-0, 26 saves), Jan. 7 at Washington (3-0, 27 saves) and Jan. 9 at Minnesota (2-0, 21 saves)... Played 332:01 without allowing a goal (longest shutout sequence in NHL's Modern Era) from 19:15 of the second period at Nashville, Dec. 22 through 6:16 of the first period vs. Atlanta, Jan. 11... Set a career high with five shutouts... Recorded first Glendale Arena shutout (4-0 win vs. Los Angeles on Dec. 31)... **2002-03:** Set career highs in games and minutes... **2001-02:** Had a shutout string of 184:30 snapped vs. Islanders on Nov. 3... Recorded consecutive shutouts for first time in career and became first Flyers goalie to record shutouts on consecutive days (30 saves at Washington on Oct. 30 and 27 saves vs. Pittsburgh on Oct. 31 - both 3-0 wins)... **2000-01:** Played 27 games and one playoff game for Flyers... **1999-00:** NHL All-Rookie Team... Led NHL with 1.91 GAA... First rookie goalie since 1950-51 to play at least 25 games and have a GAA under 2.00... Ranked fourth in NHL and led rookies with .918 save percentage... Led team in shutouts (4)... Earned first NHL win vs. New Jersey on Oct. 30... Playoffs: Played 151:48 and did not allow a goal in 149:26, stopping 57 of 58 shots in 2-1, 5 OT win at Pittsburgh on May 4... Recorded first shutout in 2-0 win at Buffalo on Apr. 16... Won first NHL playoff game on Apr. 13 (3-2 win vs. Buffalo)... **1997-99:** Played for Philadelphia (AHL)... Was a member of PlanetUSA Team for 1998 AHL All-Star Classic... Led Phantoms to 1998 Calder Cup Championship... **1994-97:** Named 1996-97 WHL Goaltender of the Year with Tri-City.

# 33 Brian Boucher

GOALIE | BOO-shay, BRIGH-uhn

## CAREER RECORD

		REGULAR SEASON										PLAYOFFS							
YEAR	TEAM	LEAGUE	GP	MINS	GA	SO	AVG. W	L	T/O		GP	MINS	GA	SO	AVG. W	L			
1994-95	Tri-City (a)	WHL	35	1,969	108	1	3.29	17	11	2	13	795	50	0	3.77	6	5		
1995-96	Tri-City	WHL	55	3,183	181	1	3.41	33	19	2	11	653	37	2	3.40	6	5		
1996-97	Tri-City	WHL	41	2,458	149	1	3.64	10	24	6	-	-	-	-	-	-	-		
1997-98	Phantoms	AHL	34	1,901	101	0	3.19	16	12	3	2	30	1	0	1.95	0	0		
1998-99	Phantoms	AHL	36	2,061	89	2	2.59	20	8	5	16	947	45	0	2.85	9	7		
1999-00	FLYERS	NHL	35	2,038	65	4	1.91	20	10	3	18	1,183	40	1	2.03	11	7		
	Phantoms	AHL	1	65	3	0	2.77	0	0	1	-	-	-	-	-	-	-		
2000-01	FLYERS	NHL	27	1,470	80	1	3.27	8	12	5	1	37	3	0	4.92	0	0		
2001-02	FLYERS	NHL	41	2,295	92	2	2.41	18	16	4	2	88	2	0	1.37	0	1		
2002-03	Coyotes (b)	NHL	45	2,544	128	0	3.02	15	20	8	-	-	-	-	-	-	-		
2003-04	Coyotes	NHL	40	2,364	108	5	2.74	10	19	10	-	-	-	-	-	-	-		
2005-06	Coyotes (c)	NHL	11	512	33	0	3.87	3	6	-	-	-	-	-	-	-	-		
	San Antonio Rampage	AHL	6	345	8	0	1.39	2	3	0	-	-	-	-	-	-	-		
	Flames	NHL	3	142	15	0	4.95	1	2	-	-	-	-	-	-	-	-		
2006-07	Blackhawks (d)	NHL	15	827	45	1	3.26	1	10	-	-	-	-	-	-	-	-		
	Blue Jackets (e)	NHL	3	142	9	0	3.80	1	1	-	-	-	-	-	-	-	-		
2007-08	Phantoms (f)	AHL	42	2,288	94	4	2.47	23	16	1	-	-	-	-	-	-	-		
	Sharks (g)	NHL	5	238	7	1	1.76	3	1	-	1	2	0	0	0.00	0	0		
2008-09	Sharks (h)	NHL	22	1,291	47	2	2.18	12	6	-	-	-	-	-	-	-	-		
2009-10	FLYERS	NHL	33	1,742	80	1	2.76	9	18	3	-	-	-	-	-	-	-		
2010-11	FLYERS	NHL	34	1,885	76	0	2.42	18	10	4	-	-	-	-	-	-	-		
FLYERS TOTALS			170	9430	393	8	2.6	55	56	15	33	1963	72	2	2.6975	17	14		
NHL TOTALS			314	17490	785	17	3	101	121	33	34	1965	72	2	2.158	17	14		

- a) Drafted by Philadelphia in the first round (22nd overall) in the 1995 NHL Entry Draft.
- b) Traded to Phoenix by Philadelphia with Nashville's 3rd round choice (previously acquired, Phoenix selected Joe Callahan) in the 2002 Entry Draft for Michael Handzus and Robert Esche on June 12, 2002.
- c) Traded to Calgary by Phoenix with Mike Leclerc for Steve Reinprecht and Philippe Suave on February 2, 2006.
- d) Signed as a free agent by Chicago on September 4, 2006.
- e) Claimed on waivers by Columbus from Chicago on February 27, 2007.
- f) Signed as a free agent by Philadelphia (AHL) on July 23, 2007.
- g) Signed as a free agent by San Jose on February 26, 2008.
- h) Signed as a free agent by Philadelphia on July 1, 2009.

# 24 Nick Boynton

DEFENSE | BOIN-tuhn, NIHK

**BIRTHDATE:** January 14, 1979 | **BIRTHPLACE:** Nobleton, ON, Canada  
**HEIGHT:** 6'1" | **WEIGHT:** 218 lbs. | **SHOOTS:** Right | **SEASON:** 12th NHL, 1st FLYERS



## 2010-11

Scored his first career goal as a Blackhawk vs. Vancouver on 2/4...Claimed off waivers from Chicago on 2/26... Appeared in his first game as a Flyer at Toronto on 3/10...Played in his 600th NHL game vs. Pittsburgh on 3/24

## CAREER

**2009-10:** Split his 10th NHL season between the Blackhawks and Anaheim Ducks organizations .... Registered seven points (G, 6A) and 59 penalty minutes in 42 games with the Ducks ... Dished out one assist in seven tilts with Chicago ... Notched his first point (A) as a member of the Blackhawks on March 25 at Columbus ... Tallied five assists and 22 penalty minutes in 15 AHL games with the Manitoba Moose and Rockford IceHogs... He registered two penalty minutes and a +2 plus/minus rating in three postseason contests while helping the Blackhawks to the 2010 Stanley Cup Championship ... Was on the ice for Patrick Kane's Cup-clinching tally in Game 6 of the Stanley Cup Final on June 9 in Philadelphia... **2008-09:** Collected 16 assists and 21 points in 68 regular-season games with Florida, his first with the club ... Paced the team with 91 PIM ... Posted a season-high three-game point streak (3A) from March 25 to 28 ... Appeared in his 500th career NHL game on March 28 at Dallas ... Matched a season high with two points three times ... Skated in a season-high 26:58 on Oct. 20 at Montreal... **2007-08:** Collected 12 points (3G, 9A) in 79 games with Phoenix ... Ranked second on the squad with 125 penalty minutes and fourth with 93 blocked shots ... Played in his 400th career NHL game on Jan. 13 at Minnesota... **2006-07:** Racked up nine assists and 11 points in 59 games with Phoenix ... Ranked second on the team with a career-high 138 penalty minutes ... Tied a career high with 27 penalty minutes on Oct. 19 against Los Angeles... **2005-06:** Tallied five goals and 12 points in 54 games with the Boston Bruins ... Ranked second on Boston with 93 penalty minutes ... Tallied two different season-best three-game point streaks... **2004-05:** Skated in nine games with Nottingham (England) during the NHL Lockout (G, 3A)... **2003-04:** Set career highs in games (81), assists (24) and points (30) with Boston ... Skated for the Eastern Conference in the 2004 NHL All-Star game... **2002-03:** Netted a career high seven goals and also posted 24 points and 99 penalty minutes in 78 games with Boston... **2001-02:** Appeared in his first full NHL season, notching 14 assists, 18 points and 107 penalty minutes in 80 games with Boston ... Finished second among NHL rookies in plus/minus (+18) ... Named to the NHL's All-Rookie Team ... Collected his first career NHL point with a goal on Oct. 4 against ANA ... Skated in the Young Stars Game during the NHL All-Star festivities... **2000-01:** Appeared in one game with Boston during his second professional season ... Notched 27 assists and 33 points in 78 games with the AHL's Providence Bruins... **1999-2000:** Made his NHL debut with Boston, appearing in five games... Skated in his first NHL game on April 1 against the New York Rangers .... Tallied 19 points (5G, 14A) with Providence... **Junior Career:** Tallied 144 assists, 185 points and 410 penalty minutes in 218 career regular-season games with the Ontario Hockey League's Ottawa 67's spanning four seasons (1995-99) ... Helped Ottawa capture the 1999 Memorial Cup and was named the most valuable player of the tournament.



# 24 Nick Boynton

DEFENSE | BOIN-tuhn, NIHK

## CAREER RECORD

			REGULAR SEASON					PLAYOFFS				
YEAR	TEAM	LEAGUE	GP	G	A	PTS	PIM	GP	G	A	PTS	PIM
1993-94	Caledon Canadians	MJAHL	4	0	1	1	0	--	--	--	--	--
1994-95	Caledon Canadians	MJAHL	44	10	35	45	139	--	--	--	--	--
1995-96	Ottawa 67's	OHL	64	10	14	24	90	4	0	3	3	10
1995-96	Canada-U-18		5	0	1	1	14	--	--	--	--	--
1996-97	Ottawa 67's (a)	OHL	63	13	51	64	143	24	4	24	28	38
1997-98	Ottawa 67's	OHL	40	7	31	38	94	13	0	4	4	24
1998-99	Ottawa 67's	OHL	51	11	48	59	83	9	1	9	10	18
1998-99	Ottawa 67's (b)	M-CUP	--	--	--	--	--	5	1	6	7	4
1999-00	Boston Bruins	NHL	5	0	0	0	0	--	--	--	--	--
1999-00	Providence Bruins	AHL	53	5	14	19	66	12	1	0	1	6
2000-01	Boston Bruins	NHL	1	0	0	0	0	--	--	--	--	--
2000-01	Providence Bruins	AHL	78	6	27	33	105	17	0	2	2	35
2001-02	Boston Bruins	NHL	80	4	14	18	107	6	1	2	3	8
2002-03	Boston Bruins	NHL	78	7	17	24	99	5	0	1	1	4
2003-04	Boston Bruins	NHL	81	6	24	30	98	7	0	2	2	2
2004-05	Nottingham Panthers	Britain	9	1	3	4	4	6	1	2	3	22
2005-06	Boston Bruins (c)	NHL	54	5	7	12	93	--	--	--	--	--
2006-07	Phoenix Coyotes	NHL	59	2	9	11	138	--	--	--	--	--
2007-08	Phoenix Coyotes (d)	NHL	79	3	9	12	125	--	--	--	--	--
2008-09	Florida Panthers (e)	NHL	68	5	16	21	91	--	--	--	--	--
2009-10	Anaheim Ducks (f)	NHL	42	1	6	7	59	--	--	--	--	--
2009-10	Chicago Blackhawks	NHL	7	0	1	1	12	3	0	0	0	2
2009-10	Manitoba Moose	AHL	9	0	4	4	4	--	--	--	--	--
2009-10	Rockford Icehogs	AHL	6	0	1	1	18	--	--	--	--	--
2010-11	Chicago Blackhawks(g)	NHL	41	1	7	8	36	--	--	--	--	--
2010-11	FLYERS	NHL	10	0	0	0	4					
NHL TOTALS			605	34	110	144	862	21	1	5	6	16
FLYERS TOTALS			10	0	0	0	4					

- (a) Drafted by Washington in the first round (9th overall) of the 1997 NHL Entry Draft.  
 (b) Re-entered NHL draft. Drafted by Boston in the first round (21st overall) in 1999.  
 (c) Traded by Boston to Phoenix with a fourth round selection in 2007 for Paul Mara and a third round selection in 2007 or 2008 in 2006.  
 (d) Traded by Phoenix to Florida with Keith Ballard for Olli Jokinen in 2008.  
 (e) Signed as unrestricted free agent by Anaheim in 2009.  
 (f) Traded by Anaheim to Chicago for future considerations in 2010.  
 (g) Claimed off waivers by Philadelphia from Chicago in 2011.


## MISCELLANEOUS STATS

YEAR	TEAM	LEAGUE	REGULAR SEASON								PLAYOFFS			
			PP	SH	GW	S	S%	+/-	TF	F%	MIN	PP	SH	GW
1999-00	Boston Bruins	NHL	0	0	0	6	0	-5			21:21	--	--	--
2000-01	Boston Bruins	NHL	0	0	0	1	0	-1			14:27	--	--	--
2001-02	Boston Bruins	NHL	0	0	1	136	2.9	18			18:30	0	0	0
2002-03	Boston Bruins	NHL	0	1	2	160	4.4	8			22:41	0	0	0
2003-04	Boston Bruins	NHL	1	1	1	178	3.4	17			22:32	0	0	0
2005-06	Boston Bruins	NHL	1	1	0	89	5.6	-7			20:39	--	--	--
2006-07	Phoenix Coyotes	NHL	1	0	0	53	3.8	-13			16:48	--	--	--
2007-08	Phoenix Coyotes	NHL	0	1	0	94	3.2	-9			17:01	--	--	--
2008-09	Florida Panthers	NHL	0	0	1	104	4.8	7			16:36	--	--	--
2009-10	Anaheim Ducks	NHL	1	0	0	39	2.6	1			16:45	--	--	--
2009-10	Chicago Blackhawks	NHL	0	0	0	11	0	4			15:56	0	0	0
2010-11	Chicago Blackhawks	NHL	0	0	0	42	2.4	2			15:43	--	--	--
2010-11	FLYERS	NHL	0	0	0	1	0	-3						
NHL TOTALS			4	4	5	914	33.1	19						

# 48 Danny Briere

RIGHT WING | Bree-AIR, DA-nee

**BIRTHDATE:** October 6, 1977 | **BIRTHPLACE:** Gatineau, Quebec  
**HEIGHT:** 5'10" | **WEIGHT:** 179 | **SHOOTS:** Right | **SEASON:** 13th NHL, 4th Flyers



## 2010-11

Scored four goals in the first five games of the season...Had a three-game point streak (2G, 2A) from 10/23-10/26...Suspended for three games (11/1-11/6) for cross-checking NY Islanders' Frans Nielson on 10/30...Recorded his 300th career NHL assist at Carolina on 11/11, as part of a three-point game (2G, 1A)...Had a three-point game (2G, 1A) at Toronto on 12/9...Played in his 700th game as a Flyer on 12/30...Scored goals in five consecutive games from 1/6-1/14...Recorded his 100th assist as a Flyer vs. Ottawa on 1/20...Had three-point game (1G, 2A) at Florida on 2/16...Had three-point game (2G, 1A) at Atlanta on 3/17...Had a five game point streak (3G, 5A) from 3/8-3/17...Had five points (2G, 3A) in the last two regular season games, on 4/8 and 4/9... Finished the season second on the team in goals (34 – T-8th in NHL), a new career high... Winner of the Toyota Cup as the Flyer who accumulated the most points associated with being selected as a "Star of the Game". Briere was named First Star eight times, Second Star six times, and Third Star four times for 62 points.

## CAREER

Played in parts of nine NHL seasons with the Phoenix Coyotes and Buffalo Sabres (1997-98 through 2006-07) before joining the Flyers...Played parts of six seasons with Phoenix (1997-98 through 2002-03), recording 70 goals and 76 assists for 146 points in 258 regular season games with 146 penalty minutes...Played parts of four seasons with Buffalo (2002-03 through 2006-07), scoring 92 goals and 138 assists for 230 points in 225 regular season games... **2009-10:** Finished third on the team in goals (26) and fourth in points (53)... Recorded at least a point in each of the last three games to end the season (1G,2A)... Recorded 18 points in his last 25 games (8G,10A) to end the regular season... His second goal vs. Toronto on 1/6 was his 500th career point in the NHL... Had season-high four points (2G,2A) at Colorado on 11/23... Missed one game (11/28 at Atlanta) due to flu... Missed 2 games (11/25-27) – suspension for hit on COL's Hannan on 11/23... Missed four games (10/31-11/7) – slight right groin injury... Played in his 600th NHL game on 10/25 vs. San Jose... Recorded his 100th point (goal) as a Flyer on 10/8 vs. Pittsburgh... Set a new Flyers franchise record for scoring in a playoff year with 12 goals and 18 assists for 30 points, breaking the record of 28 points set by Brian Propp in 1987... Had points in five of the six games in the Stanley Cup Final vs. Chicago... Recorded 2 assists in Game 5 and 1 assist in Game 4... Had 2 pts (1G,1A) in Game 3... Recorded 4 pts (1G,3A - playoff career high) in Game 1... Had 3 pts (2G,1A) in Eastern Conference Finals vs. Montreal... Scored GWG in Game 2... Led Flyers with 10 pts (5G,5A) in Eastern Conference Semifinals vs. Boston... Had 4 straight multi-point games with 1G,1A (4/20-5/3)... Recorded 5 pts (2 GWGs and 3 assists) in Eastern Conference Quarterfinals vs. New Jersey, all in final two games. **2008-09:** Posted four points (1G,3A) in six games of the Eastern Conference Quarterfinals vs. Pittsburgh... Recipient of the Yanick Dupre Class Guy Memorial Award winner, selected by The Philadelphia chapter of the Professional Hockey Writers' Association (P.H.W.A.) to the Flyer who best exemplifies a strong rapport with the media... Has recorded at least a point in each of his final three games of the regular season (2G,2A) and 10 of his last 13 games (6G,10A)...Recorded an assist at Islanders on Apr. 11... Posted a goal at Rangers on Apr. 9... Went scoreless vs. Panthers on Apr. 7... Recorded an assist at Ottawa on Apr. 4... Posted four points (1G,3A) vs. Toronto on Apr. 3... Played his 100th game as a Flyer on Mar. 28 at NY Islanders... Posted a goal and an assist vs. New Jersey on Mar. 23... Posted two goals at Buffalo on Mar. 20... Missed two games (Mar. 7-10) due to groin injury... Missed the previous 36 Flyers games due to a groin/stomach injury... Recorded a goal and three assists in three games while on conditioning assignment with the Phantoms... Was reassigned to the Flyers' American Hockey League Affiliate, the Philadelphia Phantoms, on Jan. 14 for conditioning purposes... Underwent surgical procedure on Jan. 22 to his groin/stomach area... Missed 13 games (Dec. 4-30) due to groin strain suffered on Dec. 2... Missed nine games (Nov. 13-29) due to injury... Missed six games (Oct. 24-Nov. 6) due to a torn stomach muscle... **2007-08:** Led team in playoff scoring with 16 points (9G, 7A)...Reached the 30-goal mark for the third time in his career...Set a new career high for power play goals in a season...Was first on the team in power play points (37, tied for fifth in the NHL) and shooting percentage (17.0% - 31 goals on 182 shots - tied for 14th in the NHL)...Was second on the team in points (72), goals (31), assists (41) and power play goals (14, tied for 11th in the NHL)...Was tied for second on the team in power play assists (23)...Recorded at least a point in each of his final seven games of the regular season (5G,5A) and in 14 of his final 15 games of the regular season...Missed final two games of the regular season due to a lower body injury...Was named First Star at NY Islanders on March 29 after scoring a power play goal and the game-determining goal in the shootout...Was named NHL's "Third Star of the Week" for the week ending March 23... Was named First Star vs. NY Islanders on March 23 after recording a goal and two assists and vs. NY Rangers on March 21 after scoring two goals...Posted an assist vs. Atlanta on March 18...Was scoreless at Pittsburgh on March 16, ending his seven-game point-scoring streak...Missed game vs. Buffalo on

# 48 Danny Briere

RIGHT WING | Bree-AIR, DA-nee

March 4 due to a shoulder sprain...Scored the game-winning goal in the shootout to give the Flyers a 4-3 win at Buffalo on Feb. 25...Was scoreless vs. Dallas on Dec. 1 ending his five-game point-scoring streak (5G,5A)...Was named NHL First Star of the Week for the ending on Nov. 25...Was named First Star at Ottawa on Nov. 24 after recording the game-winning goal and two assists...Scored a power play goal vs. Washington on Nov. 23...Was named First Star at Carolina on Nov. 21 after recording three goals and an assist, tying his career high for goals (third time) and points (second time) in a game...His third goal at Carolina on Nov. 21 was his 400th career NHL point...Was scoreless vs. NY Islanders on Nov. 12, his 500th career NHL game...Was named Third Star at Vancouver on Oct. 10 after registering a goal and two assists, his third consecutive multiple-point game...Was named Third Star at Edmonton on Oct. 6 after recording a goal and an assist...Was named First Star at Calgary on Oct. 4 after scoring two goals, including the game-winning goal, in his first game as a Flyer. **2006-07:** Recorded 32 goals and 63 assists for 95 points and 89 penalty minutes in 81 regular season games for the Buffalo Sabres...Led the Sabres in points (95, 10th in the NHL) and assists (63, seventh in the NHL)...His 32 goals, 63 assists and 95 points were all new career highs for a single season...Led the Sabres in scoring with 15 points (3G,12A) in 16 playoff games as Buffalo advanced to the 2007 Eastern Conference Finals...His 12 assists during the 2007 Stanley Cup Playoffs set a new Sabres record for most assists in a playoff year...The Sabres' co-captain was voted in as an Eastern Conference starter for the 2007 NHL All-Star Game, earning All-Star Game MVP honors after posting a game-high five points (1G,4A)...**2005-06:** Named co-captain (along with Chris Drury) during training camp...Had two eight-game scoring streaks (Oct. 13 through Nov. 2 and Dec. 14 through Mar. 11)...Had a career-high four points (2G,2A) at Washington on March 14...Scored the Sabres' first-ever deciding shootout goal at Tampa Bay on October 13...Played his 400th career NHL game vs. Montreal on April 18...Led the team in the 2006 Playoffs in points (19) assists (11) and was second in goals (8) in 18 games...Had an assist and scored OT game-winner in Game 6 of the Eastern Conference Finals vs. Carolina on May 30...**2004-05:** Registered 16 goals and 29 assists for 45 points and 26 penalty minutes in 36 games for SC Bern (Swiss)...Was first on the team in points, goals and assists...**2003-04:** Led the Sabres in scoring with 65 points, tied for first in assists (37) and was second in goals (28)...Tied for the team lead with 11 powerplay goals...Scored his 100th career NHL goal at Washington on March 10...Played his 300th career NHL game vs. Tampa Bay on December 6...**2002-03:** Split the season between the Coyotes and Sabres registering 24 goals and 34 assists for 58 points and 62 penalty minutes in 82 games...Posted 12 points (7G,5A) and 12 penalty minutes in 14 games for Buffalo...Was acquired by Buffalo, along with a third round choice in the 2004 NHL Entry Draft, from the Phoenix Coyotes in exchange for Chris Gratton and a fourth round choice in the 2004 NHL Entry Draft on March 10...Recorded 17 goals and 29 assists for 46 points and 50 penalty minutes in 68 games in Phoenix...**2001-02:** Set career highs in goals (32), assists (28), points (60), penalty minutes (52) and games played (78)...Led the team in goals, power-play goals (12) and power-play points (22)...Finished second on the team in points, multipoint games (16) and tied for second in game winning goals (5)...Reached the 20-goal and 30-goal plateau for first time...Recorded his 50th career NHL goal, a game-winning goal at Anaheim on March 27...Recorded his 100th career NHL point (assist) vs. Nashville on April 14...Nominated for the NHL's Bill Masterson Trophy by Phoenix chapter of the Professional Hockey Writers' Association...**2000-01:** Scored 11 goals and four assists for 15 points and 12 penalty minutes in 30 regular season games with Phoenix...Was second on the team with nine power-play goals...Named runner-up for NHL player of the week for January 15-21 with six points (5G,1A) in four games...Had a career-high six-game goal streak (7G,1A) from January 12-21 and tied for the second longest streak in the NHL...Appeared in 100th career NHL game vs. Edmonton on February 9...Recorded 46 points (21G,25A) and 30 penalty minutes in 30 regular season games with Phoenix' AHL affiliate, the Springfield Falcons...Named to the Canadian All-Star team in the AHL All-Star Classic...Ranks second all-time on the Falcons in goals (88), third in points (217) and fourth in assists (129)...**1999-2000:** Appeared in 13 games for Phoenix, scoring one goal and one assist...Posted 71 points (29G,42A) and 56 penalty minutes in 58 games with Springfield, finishing tied for 12th in the AHL in scoring...**1998-99:** Recorded 22 points (8G,14A) and 30 penalty minutes in 64 regular season games with Phoenix...**1997-98:** Made his NHL debut with Phoenix vs. Colorado March 19...Scored his first NHL goal in second game at Los Angeles on March 21...Posted 92 points (36G,56A) and 42 penalty minutes in 68 games with Springfield...Finished fourth in the AHL in points (92) and goals (36) and sixth in assists (56)...Named to the Canadian All-Star team in the AHL All-Star Classic...Named AHL First Team All-Star...Was awarded the Dudley "Red" Garrett Memorial Award as the AHL's Rookie of the Year...**Amateur Career:** Played three seasons with Drummondville (1994-95 through 1996-97) in the Quebec Major Junior Hockey League registering 170 goals and 246 assists for 416 points and 224 penalty minutes in 198 games...Led the team in scoring in each of his three years and in 1995-96 became the fourth player in QMJHL history (Dale Hawerchuk, Pat LaFontaine and Mario Lemieux) to lead the league in points (163), goals (67) and assists (96) in 67 games...Named to the QMJHL Second All-Star Team...Named QMJHL Offensive Rookie of the Year and QMJHL Scholastic Player of the Year in 1994-95.

# 48 Danny Briere

RIGHT WING | Bree-AIR, DA-nee

## CAREER RECORD

YEAR	TEAM	LEAGUE	REGULAR SEASON					PLAYOFFS				
			GP	G	A	PTS	PIM	GP	G	A	PTS	PIM
1994-95	Drummondville	QMJHL	72	51	72	123	54	4	2	3	5	2
1995-96	Drummondville (a)	QMJHL	67	67	96	163	84	--	--	--	--	--
1996-97	Drummondville	QMJHL	59	52	78	130	86	--	--	--	--	--
1997-98	Springfield	AHL	68	36	56	92	42	4	1	2	3	4
	Phoenix	NHL	5	1	0	1	2	--	--	--	--	--
1998-99	Phoenix	NHL	64	8	14	22	30	--	--	--	--	--
	Springfield	AHL	13	2	6	8	20	3	0	1	1	2
	Las Vegas	IHL	1	1	1	2	0	--	--	--	--	--
1999-00	Springfield	AHL	58	29	42	71	56	--	--	--	--	--
	Phoenix	NHL	13	1	1	2	0	1	0	0	0	0
2000-01	Springfield	AHL	30	21	25	46	30	--	--	--	--	--
	Phoenix	NHL	30	11	4	15	12	--	--	--	--	--
2001-02	Phoenix	NHL	78	32	28	60	52	5	2	1	3	2
2002-03	Phoenix (b)	NHL	68	17	29	46	50	--	--	--	--	--
	Buffalo	NHL	14	7	5	12	12	--	--	--	--	--
2003-04	Buffalo	NHL	82	28	37	65	70	--	--	--	--	--
2004-05	SC Bern	Swiss	36	17	29	46	26	11	1	6	7	2
2005-06	Buffalo	NHL	48	25	33	58	48	18	8	11	19	12
2006-07	Buffalo (c)	NHL	81	32	63	95	89	16	3	12	15	16
2007-08	FLYERS	NHL	79	31	41	72	68	17	9	7	16	20
2008-09	FLYERS	NHL	29	11	14	25	26	6	1	3	4	8
	Philadelphia	AHL	3	1	4	5	2	--	--	--	--	--
2009-10	FLYERS	NHL	75	26	27	53	71	23	12	18	30	18
2010-11	FLYERS	NHL	74	34	34	68	87	--	--	--	--	--
NHL TOTALS			740	264	330	594	617	63	23	34	47	58
FLYERS TOTALS			257	102	116	218	252	46	22	28	50	46

(a) Drafted by the Phoenix Coyotes in the 1st round (24th overall) in 1996.

(b) Traded by Phoenix to Buffalo, along with a third round choice in the 2004 NHL Entry Draft (Andrej Sekara), in exchange for Chris Gratton and a fourth round choice in the 2004 NHL Entry Draft (Roman Tomanek), March 10, 2003

(c) Signed as a free agent by the Flyers, July 1, 2007


## MISCELLANEOUS STATS

REGULAR SEASON												PLAYOFFS			
YEAR	TEAM	LEAGUE	PP	SH	GW	S	S%	+/-	TF	F%	MIN	PP	SH	GW	
1997-98	Phoenix	NHL	0	0	0	4	25.0	1	--	--	6:49	--	--	--	
1998-99	Phoenix	NHL	2	0	2	90	8.9	-3	484	47.5	11:13	--	--	--	
1999-00	Phoenix	NHL	0	0	0	9	11.1	0	65	49.2	7:41	0	0	0	
2000-01	Phoenix	NHL	9	0	1	43	25.6	-2	210	50.0	10:50	--	--	--	
2001-02	Phoenix	NHL	12	0	5	149	21.5	6	951	51.8	15:44	1	0	1	
2002-03	Phoenix	NHL	4	0	3	142	12.0	-21	1108	52.5	17:02	--	--	--	
	Buffalo	NHL	5	0	1	39	17.9	1	206	50.0	17:49	--	--	--	
2003-04	Buffalo	NHL	11	0	3	194	14.4	-7	1066	47.1	18:20	--	--	--	
2005-06	Buffalo	NHL	11	0	4	147	17.0	3	517	50.7	19:04	3	0	2	
2006-07	Buffalo	NHL	9	0	6	234	13.7	17	1089	49.6	19:19	2	0	1	
2007-08	FLYERS	NHL	14	0	3	182	17.0	-22	1250	50.5	18:51	6	0	3	
2008-09	FLYERS	NHL	4	0	0	54	20.4	-1	147	46.2	15:39	1	0	0	
2009-10	FLYERS	NHL	8	0	1	193	13.5	-2	120	44.2	16:35	4	0	4	
2010-11	FLYERS	NHL	6	0	6	246	13.8	20	820	48.2	18:18	--	--	--	
NHL TOTALS			95	0	35	1726	16.6	-38	8033	49	15:13	17	0	11	

# 13 Daniel Carcillo

LEFT WING | KAR-sihl-oh, DAN-yuhl

**BIRTHDATE:** January 28, 1985 | **BIRTHPLACE:** King City, Ontario  
**HEIGHT:** 6'0" | **WEIGHT:** 205 | **SHOOTS:** Left | **SEASON:** 5th NHL, 3rd Flyers



## 2010-11

Played in his 100th game as a Flyer vs. Tampa Bay on 10/14...Missed 12 games from 11/16-12/9 with a sprained knee...Scored game winning goal at NY Rangers on 2/20.

## CAREER

**2009-10:** Led the Flyers in penalty minutes (207 – 4th in NHL) and hits (194)... Received two-game suspension by NHL for hit on New Jersey's Clarkson on 3/28 (Missed 4/1-4/2)... Had a goal vs. Detroit on 4/4 (his return to lineup from suspension)... Had "Gordie Howe" hat trick (1G,1A, 1 fight) at Tampa Bay on 3/2... Appeared in his 200th NHL game on 2/3 at Edmonton... Became first player in a Winter Classic to have a fighting major (with Bruins' Shawn Thornton)... Missed four games (12/7 – 12/12) due to suspension by NHL for his hit to the face of Capitals' Bradley on 12/5... Recorded an assist and 29 minutes in penalties vs. Washington on 12/5... Had two goals (his 1st goal of year), was +3 and had seven shots at Buffalo on 11/6. **2008-09:** Led the NHL in penalty minutes (254)... Recorded an assist vs. Nashville on Mar. 7, his first point as a Flyer... Went scoreless vs. Calgary on Mar. 5, his first game as a Flyer... Acquired from Phoenix in exchange for forward Scottie Upshall and a second round draft pick in 2011 on Mar. 4... **2007-08:** Played in 57 games for the Coyotes, collecting 13-11-24...Led the NHL in penalty minutes (324 – Coyotes rookie record)... Ranked 5th on the Coyotes and T-9th among all NHL rookies in goals (13)... Recorded his first career hat-trick vs. Dallas on Apr. 4... Scored two goals to record the first multi-goal game of his career vs. Minnesota on Oct. 13... **2006-07:** Appeared in 18 games for the Coyotes after being acquired from Pittsburgh on Feb. 27, recording seven points (4G,3A) and 74 penalty minutes... Recorded his first NHL assist vs. Colorado on Mar. 17... Posted his first career NHL goal vs. Chicago on Mar. 10... Made his NHL debut for the Coyotes on Mar. 3 vs. Columbus... Appeared in 52 games for Wilkes-Barre/Scranton (AHL) prior to being traded on Feb. 27... He recorded 30 points (21G,9A) and 183 penalty minutes... **2005-06:** Played in 51 games for Wilkes-Barre/Scranton (AHL), recording 24 points (11G,13A) and 311 penalty minutes (4th in AHL, 1st among rookies)... Registered five points (3G,2A) in six games for ECHL's Wheeling... **2004-05:** Began the season with Sarnia (OHL), recording nine points (2G,7A) and 40 penalty minutes in 12 games... Traded to Mississauga on Oct. 9... Appeared in 20 games with Mississauga, finishing with 18 points (8G,10A) and 75 penalty minutes... **2003-04:** Finished with 30-29-59 in 61 games for Sarnia... Ranked second on the team in goals (30) and fourth in points (59)... **2002-03:** Registered 66 points (29G,37A) and 157 PIM in 68 games with Sarnia...Named to Second Team OHL All-Rookie Team...Ranked 4th on the team in scoring and 5th in goals... International: **2003:** Won gold medal with Team Canada at 2003 Under-18 World Championships in Russia... Assisted on overtime game-winning goal for Canada in semifinal game against U.S.

# 13 Daniel Carcillo

LEFT WING | KAR-sihl-oh, DAN-yuhl

## CAREER RECORD

YEAR	TEAM	LEAGUE	REGULAR SEASON					PLAYOFFS				
			GP	G	A	PTS	PIM	GP	G	A	PTS	PIM
2002-03	Sarnia (a)	OHL	68	29	37	66	157	6	0	4	4	14
2003-04	Sarnia	OHL	61	30	29	59	148	4	1	2	3	12
2004-05	Sarnia	OHL	12	2	7	9	40	--	--	--	--	--
	Mississauga	OHL	20	8	10	18	75	5	3	1	4	18
2005-06	Wheeling	ECHL	6	3	2	5	32	-	-	-	-	-
	Wilkes-Barre	AHL	51	11	13	24	311	11	1	0	1	47
2006-07	Phoenix	NHL	18	4	3	7	74	--	--	--	--	--
	Wilkes-Barre (b)	AHL	52	21	9	30	183	--	--	--	--	--
2007-08	Phoenix	NHL	57	11	13	24	324	--	--	--	--	--
	San Antonio	AHL	5	2	1	3	16	--	--	--	--	--
2008-09	Phoenix (c)	NHL	54	3	7	10	174	--	--	--	--	--
	FLYERS	NHL	20	0	4	4	80	5	1	1	2	5
2009-10	FLYERS	NHL	76	12	10	22	207	17	2	4	6	34
2010-11	FLYERS	NHL	57	4	2	6	127					
	<b>NHL TOTALS</b>		<b>282</b>	<b>34</b>	<b>39</b>	<b>73</b>	<b>986</b>	<b>5</b>	<b>1</b>	<b>1</b>	<b>2</b>	<b>5</b>
	<b>FLYERS TOTALS</b>		<b>153</b>	<b>16</b>	<b>697</b>	<b>32</b>	<b>414</b>	<b>5</b>	<b>1</b>	<b>1</b>	<b>2</b>	<b>5</b>

(a) Drafted by Pittsburgh in the third round (73rd overall) of the 2003 NHL Entry Draft.

(b) Traded by Pittsburgh, along with a third round pick in the 2008 NHL Entry Draft, to Phoenix in exchange for Georges Laraque, on Feb. 27, 2007.

(c) Traded by Phoenix to the Flyers in exchange for Scottie Upshall and a second round pick in the 2011 NHL Entry Draft.


## MISCELLANEOUS STATS

YEAR	TEAM	LEAGUE	REGULAR SEASON								PLAYOFFS			
			PP	SH	GW	S	S%	+/-	TF	F%	MIN	PP	SH	GW
2006-07	Phoenix	NHL	3	0	0	32	12.5	-7	--	--	14:56	--	--	--
2007-08	Phoenix	NHL	3	0	1	106	12.3	1	5	80.0	12:43	--	--	--
2008-09	Phoenix	NHL	2	0	0	95	3.2	-13	--	--	11:58	--	--	--
	FLYERS	NHL	0	0	0	35	0.0	-2	20	60.0	10:16	0	0	0
2009-10	FLYERS	NHL	1	0	1	105	11.4	5	3	33.3	11:14	0	0	1
2010-11	FLYERS	NHL	0	0	2	56	7.1	-14	2	50	7:45			
	<b>NHL TOTALS</b>		<b>9</b>	<b>0</b>	<b>4</b>	<b>429</b>	<b>7.75</b>	<b>-30</b>	<b>30</b>	<b>55.8</b>	<b>11:28</b>	<b>0</b>	<b>0</b>	<b>1</b>

# 25 Matt Carle

DEFENSE | KAHRL, MAT

**BIRTHDATE:** September 25, 1984 | **BIRTHPLACE:** Anchorage, Alaska  
**HEIGHT:** 6'0" | **WEIGHT:** 205 | **SHOOTS:** Left | **SEASON:** 7th NHL, 3rd Flyers



## 2010-11

Recorded his 100th career assist vs. Anaheim on 10/21...Recorded two assists vs. New Jersey on 12/4 and Tampa Bay on 11/18...Scored first goal of the season at NY Islanders on 12/5...Had a four-game point streak (1G, 5A) from 12/4 -12/9...As of 3/11, ranked 14th in NHL in +/- (+22)...Played his 200th game as a Flyer at Tampa Bay on 2/15...Recorded six assists in eight game span from 2/22-3/10...Had assist (0G, 5A) in four straight games from 3/17-3/24...Had an assist and a season-high +4 rating vs. NY Islanders on 4/9... Lead all NHL defensemen with 37 even strength assists during the regular season...Finished the season tied for the team lead in +/- (+30), a new career high, and also set new career highs in points (40), and assists (37).

## CAREER

**2009-10:** Recipient of the Pelle Lindbergh Memorial Trophy as the Flyer who has most improved from the previous season, as voted by his teammates... Finished second on the Flyers in plus/minus (+19) and average time-on-ice per game (23:23)... Scored the game-tying goal vs. Rangers on 4/11 to force overtime in final regular season game to clinch a playoff berth... Missed two games (3/25-27) due to bruised foot... Played in his 300th game in the NHL on 3/23 at Ottawa... His four assists in the second period on 10/6 vs. Washington set a Flyers record for most assists in a period by a defenseman and tied an NHL record for most assists in one period by a defenseman (last time this occurred - Rob Blake, 2nd period, Los Angeles vs. Calgary on 1/29/98)... Played his 100th game as a Flyer on 12/23 at Tampa Bay... Had new career-high in time on ice (32:03) vs. Anaheim on 10/10... His goal vs. Carolina on 10/31 was his 100th NHL point... Had a four-game point streak (8pts - 1G,7A) from 10/3-10/10. **2008-09:** Finished second on the team in blocked shots (142) and second on the team defense in goals (5)... Missed five games (Dec. 2-11) due to lower body injury... Missed one game (Dec. 27) due to a left ankle bone bruise... He recorded the game-winning goal, his first goal as a Flyer, at Carolina on Nov. 26... **2007-08:** Signed a four-year contract extension on Nov. 21... **2006-07:** Was named to the NHL All-Rookie Team after posting 42 points (11G,31A) and 30 penalty minutes in 77 games for San Jose, leading Sharks defensemen... Along with teammate Marc-Edouard Vlasic, the duo became the second pair of defensive teammates in NHL history to be named to the squad in the same season (Detroit's Niklas Lidstrom and Vladimir Konstantinov, 1991-92)... Was only the second rookie defenseman with 40-plus points in one season since 1997-98, the only rookie defenseman with 11-plus goals in their first season since 1993-94 and the only rookie defenseman with eight or more power play goals in his first season since 1991-92... Was first among rookie defensemen and tied for sixth among all NHL rookies in points...Ranked fourth in power play points (26), power play goals (8) and assists (16) among all NHL rookies...Set Sharks record for a single season in goals by a rookie defenseman (11) and power play goals by a defenseman (8)...Set a Sharks record for points in a single season by a rookie defenseman (42)...Selected to the Western Conference Team for the YoungStars Game... His 12 points in October were the third most in NHL history by a rookie defenseman (Rob Blake, L.A., 14 points in 1990 and Brian Leetch, NYR, 13 points in 1988)... **2005-06:** Scored a goal at Minnesota on Mar. 25, his first career NHL game... Signed an NHL contract on Mar. 19... **Collegiate Career:** Played three seasons for the University of Denver Pioneers of the Western Collegiate Hockey Association (2003-04 through 2005-06), recording 29 goals and 93 assists for 122 points and 159 penalty minutes in 112 games for the Pioneers...Is Denver's fourth-leading scorer among defensemen, tied for second among defensemen in assists and eighth among defensemen in goals... Won the Hobey Baker Memorial Award (2005-06 - first Denver player to win award), named to the WCHA First All-Star Team, to the NCAA West First All-Star Team and WCHA Player of the Year...Was also named to the WCHA First All-Star Team and NCAA West First All-Star Team (2004-05)... Named to the WCHA All-Rookie Team (2003-04)... Was the first player in WCHA history to win the Player of the Year and Defensive Player of the Year Awards in the same season (2005-06)... 2005-06: Led all NCAA players in assists (42)... Tied for fifth among all NCAA players in points (53)... Led all NCAA defensemen in goals (11), assists and points and second in points per game (1.36)... Led the NCAA in assists per game (1.08)... Was tied for third in WCHA overall scoring and led all WCHA defensemen in points, goals and assists in league play... **2004-05:** Led Denver in defensemen scoring, goals and was third in points and penalty minutes...Was tied for second in assists... Led WCHA defensemen in scoring and finished second in nation in points per game by a defenseman...Helped Denver win their second consecutive NCAA championship and was named to the NCAA All- Tournament Team... **2003-04:** Was tied for sixth among WCHA defensemen in scoring and was tied for fifth among all WCHA freshmen scorers... **Amateur Career: 2002-03:** Named to the USHL All-Rookie Team, USHL First All-Star Team and USHL Defenseman of the Year...Recorded 12 goals and 30 assists for 42 points and 98 penalty minutes in 59 regular season games for the River City Lancers (USHL)...Was tied for first on the team in scoring, while leading in assists and penalty minutes...Posted a plus-39 rating...Helped team to a berth in Clark Cup Finals... **International Career:** Captured the Gold Medal with Team USA at the 2004 IIHF World Jr. Championships... Became first American-born player to capture World Junior and NCAA Championships in the same season... Captured Gold Medal with Team USA at the World Under-18 Championships.

# 25 Matt Carle

DEFENSE | KAHRL, MAT

## CAREER RECORD

YEAR	TEAM	LEAGUE	REGULAR SEASON					PLAYOFFS				
			GP	G	A	PTS	PIM	GP	G	A	PTS	PIM
2000-01	USNTDP	U-17	13	0	1	1	0	--	--	--	--	--
	USNTDP	NAHL	55	1	4	5	33	--	--	--	--	--
2001-02	USNTDP	U-18	45	3	13	16	30	--	--	--	--	--
	USNTDP	NAHL	7	1	2	3	0	--	--	--	--	--
	USNTDP	USHL	12	0	0	0	21	--	--	--	--	--
2002-03	River City (a)	USHL	59	12	30	42	98	11	2	2	4	20
2003-04	Denver	WCHA	30	5	20	25	33	--	--	--	--	--
2004-05	Denver	WCHA	43	13	31	44	68	--	--	--	--	--
2005-06	Denver	WCHA	39	11	42	53	58	--	--	--	--	--
	San Jose	NHL	12	3	3	6	14	11	0	3	3	4
2006-07	San Jose	NHL	77	11	31	42	30	11	2	3	5	0
	Worcester	AHL	3	0	2	2	0	--	--	--	--	--
2007-08	San Jose (b)	NHL	62	2	13	15	26	11	0	1	1	4
2008-09	Tampa Bay (c)	NHL	12	1	1	2	6	--	--	--	--	--
	FLYERS	NHL	64	4	20	24	16	6	0	3	3	4
2009-10	FLYERS	NHL	80	6	29	35	16	23	1	12	13	8
2010-11	FLYERS	NHL	82	1	39	40	23	--	--	--	--	--
	<b>NHL TOTALS</b>		<b>389</b>	<b>28</b>	<b>136</b>	<b>164</b>	<b>131</b>	<b>39</b>	<b>2</b>	<b>10</b>	<b>12</b>	<b>12</b>
	<b>FLYERS TOTALS</b>		<b>226</b>	<b>11</b>	<b>88</b>	<b>99</b>	<b>55</b>	<b>29</b>	<b>1</b>	<b>15</b>	<b>16</b>	<b>12</b>

- (a) Drafted by San Jose in the second round (47th overall) of the 2003 NHL Entry Draft.  
 (b) Traded by San Jose, along with Ty Wishart, a first round pick in the 2009 NHL Entry Draft and a fourth round pick in the 2010 NHL Entry Draft to Tampa Bay in exchange for Dan Boyle and Brad Lukowich on July 4, 2008.  
 (c) Traded by Tampa Bay, along with San Jose's third round pick in the 2009 NHL Entry Draft, to the Flyers in exchange for Steve Eminger, Steve Downie and Tampa Bay's fourth round pick in the 2009 NHL Entry Draft (previously acquired) on November 7, 2008.

## MISCELLANEOUS STATS


		REGULAR SEASON										PLAYOFFS		
YEAR	TEAM	LEAGUE	PP	SH	GW	S	S%	+/-	TF	F%	MIN	PP	SH	GW
2005-06	San Jose	NHL	2	0	1	11	27.3	-2	--	--	16:07	0	0	0
2006-07	San Jose	NHL	8	0	1	111	9.9	9	1	0	18:08	1	0	1
2007-08	San Jose	NHL	2	0	1	63	3.2	-8	1	100	16:32	0	0	0
2008-09	Tampa Bay	NHL	0	0	0	13	7.7	1	--	--	21:57	--	--	--
	FLYERS	NHL	0	0	2	72	5.6	2	--	--	21:17	0	0	0
2009-10	FLYERS	NHL	2	0	1	137	4.4	19	--	--	23:23	0	0	0
2010-11	FLYERS	NHL	0	0	0	117	0.9	30	--	--	21:59			
	NHL TOTALS		14	0	6	524	8.4	51	2	50	19:54	1	0	1



# 17 Jeff Carter

CENTER | KAR-tuhr, JEHF

**BIRTHDATE:** January 1, 1985 | **BIRTHPLACE:** London, Ontario  
**HEIGHT:** 6'3" | **WEIGHT:** 200 | **SHOOTS:** Right | **SEASON:** 6th NHL, 6th Flyers



## 2010-11

Had two-goal game vs. Colorado on 10/11...Had a three-point game (1G, 2A) vs. Buffalo on 10/26 and vs. NY Islanders (2G, 1A) on 10/30...Recorded a hat trick, the second of his career, at Carolina on 11/11...Signed an 11 year contract extension with the Flyers on 11/13...Played in his 400th career NHL game at Montreal on 11/16...Had a three-point game vs. New Jersey (1G, 2A) on 12/4 and at Montreal (1G, 2A) on 12/15...Scored his 162nd goal as a Flyer, passing Dave Poulin for 15th on the Flyers All-Time List, at Boston on 1/13...Had a three-point game (2G, 1A) at Chicago on 1/23...Had two goal games vs. Edmonton on 3/8 and at Florida on 3/15... Finished first on the team in goals (36 – 7th in NHL) and shots on goal (335 – 3rd in NHL), game winning goals (7), and tied for the team lead in power play goals (8).

## CAREER

**2009-10:** Finished first on the team in goals (33), shots (319 – 3rd in NHL), face off win percentage (52.4), tied for first in game-winning-goals (6) and second in points (61) and Flyers forwards in average time-on-ice (19:15)... Finished with 14 points (11G,3A) in his last 18... Suffered non-displaced fracture in left foot from a blocked shot vs. Atlanta on 3/21, which ended his 286 consecutive games played streak, ranking third in Flyers history... Had a six-game goal scoring streak, scoring seven goals, from 2/8-3/3 – new career high... Had a new career high of time-on-ice per game (27:14) at Atlanta on 11/28... Game on 3/5 at Buffalo was his 277th consecutive game as a Flyer, surpassing Bob Clarke for 3rd in Flyers History & on 12/26 at Carolina was his 251st consecutive game as a Flyer, surpassing Brian Propp for 4th in Flyers History... Had a five-game point streak (8 pts - 4G,4A) to start the season (10/2-10/10). **2008-09:** Playoffs: Recorded one goal and eight penalty minutes in six games of the Eastern Conference Quarterfinals vs. Pittsburgh... Regular Season: Winner of the Toyota Cup as the Flyer who accumulated the most points associated with being selected as a "Star of the Game." Carter was named First Star 10 times, Second Star six times and Third Star five times for 73 points... Set career high in goals scored in a season (46), points in a season (84), assists in a season (38), shots in a season (342), point-scoring streak: 7 games (Oct. 18-Nov. 2, 10PTS, 7G,3A)... Set career highs in a single game in goals (3), points (4) and plus/minus (+5)...Was one of three players to appear in all 82 games (Knuble, Hartnell)... His five overtime points are a single-season record for a Flyers player and his three OT goals matches the club record set by defenseman Joni Pitkanen in 2005-06... Became the 13th Flyer in franchise history to record 40 goals in a single season with his goal on Mar. 23 vs. Devils... Led the team in points (84), goals (46), power-play goals (13), game-winning goals (12), overtime goals (3), shots (342) and plus/minus (+23)... He tied for second on the team in shorthanded goals (4) and finished second among Flyers forwards in average ice time per game (20:57)... Recorded five goals and eight points in his last six games, and has posted at least a point in 10 of his last 14 games, recording 15 points (8G,7A)... Recorded four points (3G,1A), including his first career NHL hat trick, and was a +4 vs. Toronto on Apr. 3... Appeared in his 300th game in the NHL on Mar. 29 vs. Bruins... Recorded his 100th assist as a Flyer on Mar. 26 vs. Florida... Recorded his 200th point as a Flyer on Mar. 10 vs. Buffalo... Posted three points (2G,1A) at Atlanta on Feb. 8... Led the team and tied for first in NHL in scoring for the month of December with 21 points (11G,10A) in 14 games... Was named 'Second Star' for the month and 'Second Star' for the week of Dec.15-Dec.21 for recording seven points (4G,3A) in four games... He recorded four points (2G,2A) and was a +5 (new career high) vs. Washington on Dec. 20... Posted three points (1G,2A) vs. Pittsburgh on Dec. 13... Posted three points (2G,1A) vs. Tampa Bay on Dec. 2... Recorded a five-game point streak (5G,3A) from Nov. 21-28... Scored shorthanded goals in back-to-back games (Oct. 18-22)... His 84 points mark the highest point total by a Flyer in a single season since Mark Recchi had 91 points in 1999-2000... **2007-08:** Was one of only two players to play all 82 games (Knuble)... Was first on the team in shots (260 - 19th in NHL)...Tied for third on the team in goals (29) and game-winning goals (5)...Was scoreless at Toronto on Mar. 11, ending his five-game point-scoring streak (6G,2A)...Game vs. Tampa Bay on Feb. 14 was his 200th career NHL game...Was scoreless vs. Florida on Jan. 16, ending his five game point-scoring streak (4G,3A)...Was named First Star at Atlanta on Jan. 8 after scoring two goals...Carter's two goals scored 13 seconds apart at Atlanta on Jan. 8 were the second quickest pair of goals scored by a Flyer since Ron Flockhart scored two goals in eight seconds vs. St. Louis on Dec. 6, 1981... His assist at Tampa Bay on Dec. 29 was his 100th career NHL point...Was scoreless vs. New Jersey on Oct. 18, ending his career high four-game goal-scoring streak (4G)...**2006-07:** Set new career high for shots in a

# 17 Jeff Carter

CENTER | KAR-tuhr, JEHF

game (12) at Boston on Mar. 1... Game at NY Islanders on Jan. 2 was his 100th career NHL game...Missed 20 games (Nov. 4 - Dec. 16) due to a fracture of the distal end of his left tibia sustained vs. Tampa Bay on Nov. 2...**2005-06:** Was tied for first on the team in game-winning goals (7 – T-11th in NHL and T-2nd among NHL rookies)...Was third on the team in goals (23)...Recorded 23 goals (T-8th among NHL rookies) and 19 assists for 43 points (11th among NHL rookies)...Missed game at St. Louis on Dec. 17 due to a left ear injury sustained vs. Vancouver on Dec. 15...Was named Second Star vs. NY Islanders on Nov. 10 after recording a goal and two assists (his first multiple-assist game in the NHL)...Was named First Star vs. Washington on Nov. 3 after scoring two goals, including the GWG and a SHG (his first multiple-point game in the NHL)...Scored his first career NHL goal vs. Florida on Oct. 27...Posted an assist vs. NY Islanders on Oct. 15 (his first career NHL point)...Game vs. NY Rangers on Oct. 5 was his first career NHL game... **Amateur Career:** In four seasons with Sault Ste. Marie (OHL - 2001-02 through 2004-05), Carter registered 123 goals and 123 assists for 246 points and 133 penalty minutes in 236 regular season games and served as the Greyhounds' captain for two seasons (2003-04 and 2004-05)...**2004-05:** Recorded 34 goals and 40 assists for 74 points and 40 penalty minutes in 55 regular season games... Led the team in goals (T-12th in OHL), points, plus/minus (+20) and PPG (14) and was tied for first on the team in assists...Was named to the OHL All-Star Team for the second consecutive season (First Team following the 2004-05 season and Second Team following the 2003-04 season) and won the William Hanley Trophy as the OHL's Most Sportsmanlike Player for the 2004-05 season...Won two categories ("Smartest Player" and "Hardest Shot") in the OHL 2004-05 Coaches Poll – Western Conference...At the conclusion of Sault Ste. Marie's season, Carter joined the Flyers' American Hockey League affiliate, the Philadelphia Phantoms...Posted an assist in three regular season games and 23 points (12G,11A) in 21 playoff games to help the Phantoms win the Calder Cup...His 23 points and 12 goals in the playoffs led the AHL...For the second consecutive year, Carter was named to the IIHF World Junior Championship All-Tournament Team...Posted 10 points (7G,3A) in six games as Canada won the tournament...**2003-04:** Appeared in 12 playoff games for the Phantoms, registering five points (4G,1A)...Was named "fifth best player" across the Canadian Hockey League in Prospects Hockey's "Top 35" Poll...Was named to the OHL's Second All-Star Team...Was Sault Ste. Marie's nominee for Red Tilson Trophy as most outstanding player in the OHL...Was first on team in goals (36 – T-11th in OHL), assists (30), points (66), PPG (11) and SHG (6 – T-2nd in OHL)...Was a member of Team Canada which captured the silver medal at the 2004 World Junior Championships...Was named to the All-Tournament Team after posting seven points (5G,2A) in six games...Named "Smartest Player" in the OHL's 2003-04 Coaches Poll - Western Conference...Played for the Western Conference in the 2004 OHL All-Star Classic...**2002-03:** Led the Greyhounds in goals (35) and points (71)...Was second on the team in assists (36)...Was a member of the gold medal-winning Team Canada at the 2003 Under-18 World Championships...Ranked 27th among North American prospects on Central Scouting's final report...International Career: Was named to the IIHF World Junior Championship All-Tournament Team in 2004 and 2005...Posted 10 points (7G,3A) in six games as Canada won the 2005 Tournament... Won a silver medal as a member of Team Canada at the 2004 World Junior Championships in Finland... Was a member of the gold medal-winning Team Canada at the 2003 Under-18 World Championships in Russia.

# 17 Jeff Carter

CENTER | KAR-tuhr, JEHF

## CAREER RECORD

YEAR	TEAM	LEAGUE	REGULAR SEASON					PLAYOFFS				
			GP	G	A	PTS	PIM	GP	G	A	PTS	PIM
2001-02	Sault Ste. Marie	OHL	63	18	17	35	12	4	0	0	0	2
2002-03	Sault Ste. Marie (a)	OHL	61	35	36	71	55	4	0	2	2	2
2003-04	Sault Ste. Marie (b)	OHL	57	36	30	66	26	--	--	--	--	--
	Philadelphia	AHL	--	--	--	--	--	12	4	1	5	0
2004-05	Sault Ste. Marie (c)	OHL	55	34	40	74	40	7	5	5	10	6
	Philadelphia (d)	AHL	3	0	1	1	4	21	12	11	23	12
2005-06	FLYERS	NHL	81	23	19	42	40	6	0	0	0	10
2006-07	FLYERS	NHL	62	14	23	37	48	--	--	--	--	--
2007-08	FLYERS	NHL	82	29	24	53	55	17	6	5	11	12
2008-09	FLYERS	NHL	82	46	38	84	68	6	1	0	1	8
2009-10	FLYERS	NHL	74	33	28	61	38	12	5	2	7	2
2010-11	FLYERS	NHL	80	36	30	66	39					
NHL TOTALS			461	181	162	343	288	29	7	5	12	30
FLYERS TOTALS			461	181	162	343	288	29	7	5	12	30

(a) Drafted by the Flyers in the 1st round (11th overall) in the 2003 NHL Entry Draft.

(b) Named to the OHL Second All-Star Team

(c) Named to the OHL First All-Star Team


## MISCELLANEOUS STATS

REGULAR SEASON												PLAYOFFS		
YEAR	TEAM	LEAGUE	PP	SH	GW	S	S%	+/-	TF	F%	MIN	PP	SH	GW
2005-06	FLYERS	NHL	6	2	7	189	12.2	10	683	48.2	12:04	0	0	0
2006-07	FLYERS	NHL	3	2	1	215	6.6	-17	1062	45.4	18:59	--	--	--
2007-08	FLYERS	NHL	7	2	5	260	11.2	6	1378	47.7	18:50	3	0	1
2008-09	FLYERS	NHL	13	4	12	342	13.5	23	1725	48.3	20:57	0	0	0
2009-10	FLYERS	NHL	11	2	6	319	10.3	2	1314	52.4	19:18	2	0	1
2010-11	FLYERS	NHL	8	0	7	335	10.7	27	605	54.7	18:14			
NHL TOTALS			48	12	38	1660	10.75	51	6767	49.45	18:03	5	0	2

# 5 Braydon Coburn

DEFENSE | KOH-buhrn, BRAY-duhn

**BIRTHDATE:** February 27, 1985 | **BIRTHPLACE:** Shaunavon, Saskatchewan  
**HEIGHT:** 6'5" | **WEIGHT:** 220 | **SHOOTS:** Left | **SEASON:** 6th NHL, 5th Flyers



## 2010-11

Recorded 100th point as a Flyer vs. Ottawa on 1/20...Played in his 300th game as a Flyer vs. New Jersey on 1/8...Recorded his 100th NHL point (assist) against Tampa Bay on 11/18...Had season high two assists at NY Rangers on 2/20.

## CAREER

**2009-10:** Missed game at Boston on 12/14 due to an ankle injury... Scored two goals, new career high for goals in a game, vs. Carolina on 10/31... Played his 200th game as a Flyer on 11/25... Appeared in all 23 playoff games... Recorded an assist in Game 3 of SCF vs. Chicago, while playing 31:26...Recorded 2 pts (1G,1A) in Game 1 vs. MTL (1st career playoff goal and 2nd career multi-point playoff game)... 2nd among all players in series in +/- (+6)... Played in all seven games of Eastern Conference Semifinals vs. Boston...Recorded one assist in Eastern Conference Quarterfinals vs. New Jersey (Game 2), 8 PIM and was +2. **2008-09:** Underwent arthroscopic surgery on June 22 to remove a small bony impingement in his left hip...Playoffs: Recorded three assists and led the team in average ice-time (26:29) in the ECQF vs. Pittsburgh...Regular Season: Led the team in average ice time (24:37) and defense in goals (7)... Set new career highs in time-on-ice in a single game (32:49 vs. Carolina on Dec. 11) and shots in a game (8 – at Washington on Jan. 6)... Appeared in his 200th career NHL game on Mar. 12 vs. Washington... Missed two games (1/31-2/4) due to the flu... **2007-08:** Missed final three games of ECF against Pittsburgh due to facial injury sustained at Pittsburgh on May 11... Co-Winner of the Pelle Lindbergh Memorial Trophy as the Flyer who has most improved from the previous season, as voted by his teammates... Set new career high for goals (9), assists (27) and points (36) in a season...Was first on the team in plus/minus (+17)...Was first among Flyers defensemen in goals (9)...Posted three assists vs. NY Islanders on Mar. 8 (new career high for assists in a game and tied his career high for points in a game)... Missed four games from Feb. 10-16, recovering from fascia release surgery performed on Feb. 9 to repair a torn gluteus muscle in his buttocks... Had a career-high, five-game point scoring streak (Jan. 19-29 - 2G,5A)... Had three points (1G,2A) vs. Ottawa on Jan. 20 to set new career high for points, and tied career high for assists in a game (fifth time)...Game vs. Boston on Jan. 12 was his 100th career NHL game...Signed a multiple-year contract extension on Nov. 28... **2006-07:** Posted an assist vs. Florida on Mar. 8 (1st assist as a Flyer)...Scored a goal at Pittsburgh on Mar. 4 (1st career NHL goal)...Game at NY Islanders on Feb. 27 was his first game as a Flyer...Appeared in 29 games for the Thrashers and 15 games for the Chicago Wolves (AHL), recording a goal and 10 assists for 11 points and 36 penalty minutes...Missed nine games (Oct. 5-23) due to a shoulder injury... **2005-06:** Made his NHL debut at Florida on Oct. 5...Recorded his first NHL point (assist) vs. Washington on Oct. 8...Posted six goals and 20 assists for 26 points and 134 penalty minutes in 73 games for the Wolves... **2004-05:** Appeared in three regular season games for Chicago, recording one assist, at the conclusion of his junior career with Portland of the Western Hockey League...Had one assist and 36 penalty minutes in 18 games to help Chicago reach the Calder Cup Finals...Led the Portland defense in scoring with 44 points (12G,32A) in 60 games (12th among WHL defensemen)...Scored four goals (three PPG) at Seattle on Feb. 4 to become the seventh defenseman in WHL history to score four goals in one game... **2003-04:** Recorded 30 points (10G,20A) and 92 PIM in 55 games...Led Portland's defense in goals and PPG (7)... **Amateur Career:** Scored 131 points (29G,102A) and 483 PIM in 238 games over parts of five seasons with Portland (2000-01 through 2004-05)...Served as captain of Portland from 2003-04, 2004-05...Named WHL Western Conference First Team All-Star from 2003-04 through 2004-05...Was awarded the WHL Humanitarian of the Year Award for off-ice commitment and leadership (2003-04)...Named WHL Rookie of the Year (2001-02)...Was Portland's nominee for Scholastic Player of the Year (2001-02)...Was a WHL finalist (2002-03)...Posted four assists in 14 playoff games to help Portland reach the WHL Finals in 2001.

# 5 Braydon Coburn

DEFENSE | KOH-buhrn, BRAY-duhn

## CAREER RECORD

YEAR	TEAM	LEAGUE	REGULAR SEASON					PLAYOFFS				
			GP	G	A	PTS	PIM	GP	G	A	PTS	PIM
2001-01	Portland	WHL	2	0	1	1	0	14	0	4	4	2
2001-02	Portland	WHL	68	4	33	37	100	7	1	1	2	9
2002-03	Portland (a)	WHL	53	3	16	19	147	7	0	1	1	8
2003-04	Portland	WHL	55	10	20	30	92	5	0	1	1	10
2004-05	Portland	WHL	60	12	32	44	144	7	1	5	6	6
2005-06	Chicago	AHL	3	0	1	1	5	18	0	1	1	36
	Atlanta	NHL	9	0	1	1	4	--	--	--	--	--
2006-07	Chicago	AHL	73	6	20	26	134	--	--	--	--	--
	Atlanta (b)	NHL	29	0	4	4	30	--	--	--	--	--
	Chicago	AHL	15	1	10	11	36	--	--	--	--	--
	FLYERS	NHL	20	3	4	7	16	--	--	--	--	--
2007-08	FLYERS	NHL	78	9	27	36	74	14	0	6	6	14
2008-09	FLYERS	NHL	80	7	21	28	7	6	0	3	3	7
2009-10	FLYERS	NHL	81	5	14	19	54	23	1	3	4	22
2010-11	FLYERS	NHL	82	2	14	16	53					
NHL TOTALS			379	26	85	111	328	20	0	9	9	21
FLYERS TOTALS			341	26	80	106	294	20	0	9	9	21

(a) Drafted by Atlanta in the first round (eighth overall) of the 2003 NHL Entry Draft.

(b) Traded by Atlanta to the Flyers in exchange for Alexei Zhitnik on February 24, 2007

## MISCELLANEOUS STATS

YEAR	TEAM	REGULAR SEASON										PLAYOFFS		
		LEAGUE	PP	SH	GW	S	S%	+/-	TF	F%	MIN	PP	SH	GW
2005-06	Atlanta	NHL	0	0	0	4	0	-2	--	--	7:43	--	--	--
2006-07	Atlanta	NHL	0	0	0	21	0	1	--	--	11:41	--	--	--
	FLYERS	NHL	1	0	0	33	9.1	-2	--	--	20:58	--	--	--
2007-08	FLYERS	NHL	5	0	2	113	8	17	--	--	21:14	0	0	0
2008-09	FLYERS	NHL	3	0	0	130	5.4	7	--	--	24:37	0	0	0
2009-10	FLYERS	NHL	1	0	0	122	4.1	-6	--	--	21:08	1	0	1
2010-11	FLYERS	NHL	0	0	0	114	1.8	15	--	--	21:04			
NHL TOTALS			10	0	2	537	4.8	30	--	--	20:50	1	0	1

# 28 Claude Giroux

RIGHT WING | zhih-ROO, KLOHD

**BIRTHDATE:** January 12, 1988 | **BIRTHPLACE:** Hearst, Ontario  
**HEIGHT:** 5'11" | **WEIGHT:** 172 | **SHOOTS:** Right | **SEASON:** 4th NHL, 4th Flyers



## 2010-11

Recorded a shorthanded goal, the first of his career, at Pittsburgh on 10/7... Had a five-game point streak (4G, 5A) from 10/26-11/4... Signed a three-year contract extension with the Flyers on 11/8... Had a three-game streak with two or more points in each game from 11/11-11/15... Had a three-point game (1G, 2A) vs. Ottawa on 11/15... Had a three-game point streak from 12/4-12/8... Recorded his 100th NHL point vs. San Jose on 12/8... Scored his 16th goal of the season, tying his career high, at Montreal on 12/15... Had a three-assist game at Los Angeles on 12/30... Had a three-game point streak (0G, 6A) from 1/20-1/23... Recorded four assists, a new career high for assists in a game, at Chicago on 1/23... Had a four-game point streak (2G, 4A) from 2/22-2/26... Had a five-game point streak (2G, 5A) from 3/8-3/17... Played in his 200th game in the NHL and as a Flyer at NY Islanders on 3/26... Had a four-game point streak (0G, 5A) from 4/1-4/8... Finished first on the team in assists (51 – 8th in NHL), points (76 – T-11th in NHL), tied for the team lead in shorthanded goals (3 – T-10th in NHL) and power play goals (8), and finished third in goals (25), all new career highs... Recipient of the Bobby Clarke Trophy as the most valuable player on the team, as voted on by a panel of sportscasters and sportswriters, as well as the Gene Hart Memorial Award as the Flyer that demonstrated the most "Heart" during the season, as voted on by members of the Fan Club.

## CAREER

**2009-10:** Set new career highs for goals (16), assists (31) and points (47) in a single season... Finished the season with six points in his last seven games (2G,4A)... Scored the winning goal in the shootout to give the Flyers a 2-1 win vs. NY Rangers on 4/11, the final regular season game and a berth in the playoffs... Set up Chris Pronger's game-winning-goal with 2.1 seconds left in the Flyers 3-2 win vs. Chicago on 3/13... Appeared in his 100th NHL game on 2/6 at Minnesota... Had a goal, assists and +3 @ NY Rangers on 12/30... Set new career-high in goals (10) and points (29) in a season with his goal vs. Dallas on 1/12... Tied career-high in assists (18) at NY Rangers on 12/30... Had 3 points (2G,1A) at San Jose on 11/20... Scored a goal in Game 4 of Stanley Cup Final vs. Chicago... Had 3 pts (1G, 2A), including scoring a game winning goal in overtime in Game 3... Led the series in scoring with 6 pts (3G, 3A) and a +/- rating of +7... Had one assist in Game 5 of Eastern Conference Finals vs. Montréal... Scored 2 game winning goals, including a game winning goal in Game 4... Recorded an assist in Game 2... Had 2 pts (1G,1A) and went +4 in Game 1... Recorded 5 pts (1G,4A) in Eastern Conference Semifinals vs. Boston... Had an assist in Game 7... His 24:52 of TOI in Game 2 was career high for a playoff game... Led Flyers in goals (4) and 2nd in points (6) in Eastern Conference Quarterfinals vs. New Jersey... Recorded 3 pts (2G,1A) in Game 5 (1st 2-goal and 3-point playoff game of career)... **2008-09:** Tied for the team lead with five points (2G,3A) in six playoff games... Recorded his first NHL playoff point (assist) at Pittsburgh in Game Two on Apr. 17... Recorded his first NHL playoff goal in Game 3 against Pittsburgh on Apr. 19... Was recalled by the Flyers on Mar. 3 after he was loaned to the Phantoms on Feb. 28... Recorded three points (1G,2A) at Rangers on Feb. 15, his first multiple-point game in the NHL... Missed five games (Jan. 3-13) due to a mild concussion... Posted a goal at Florida on Jan. 27 (1st NHL goal)... Registered an assist at Vancouver on Dec. 30 (1st NHL point)... Named the AHL rookie of the month for December after posting 14 points (8G,6A) and a +12 in eight games with the Phantoms... Was selected to the Canadian AHL All-Star Team in the 2009 AHL All-Star Classic (did not participate)... **2007-08:** Appeared in two games for the Flyers, making his NHL debut on Feb. 19 at Ottawa... Concluded a four-year career with Gatineau (QMJHL) by leading the Olympiques to the President's Cup as QMJHL champions... Recipient of the Guy Lafleur Trophy, given to the Most Valuable Player of the QMJHL Tournament... Set franchise records with 51 points and 34 assists in the playoffs, while leading the team and ranking second in the league with 17 playoff goals... During the regular season, led Gatineau in points (106 – second in the QMJHL), assists (68 – tied for second in the QMJHL), plus/minus (+40 – third in the QMJHL), game-winning goals (8) and shorthanded goals (6 – third in the QMJHL)... Tied for team lead in goals with 38... Named to the QMJHL First All-Star Team... Helped Team Canada capture its fourth consecutive gold medal in the Under-20 World Junior Championships in the Czech Republic... Recorded six points (2G, 4A) and eight penalty minutes in seven games, and scored a goal in the gold medal game against Sweden... **2006-07:** Joined the Phantoms following the end of Gatineau's season and appeared in five games, posting a goal and an assist... Led Gatineau in points (112 – 4th overall in the QMJHL), goals (48 – 6th overall in the QMJHL)... Ranked second on the team in assists (64 – 6th overall in the QMJHL)... Ranked second on the team in power-play goals (20)... Named QMJHL Offensive Player of the Week 9/14-9/17... Named QMJHL Player of the Month – Sept. 2006... **2005-06:** Led Gatineau in goals (39 – tied for 11th overall in the QMJHL, T-1st among QMJHL rookies), assists (64 – 11th overall in the QMJHL, first among QMJHL rookies) and plus/minus (+30 – T-16th overall in the QMJHL, 2nd among QMJHL rookies)... Was tied for second on the team in power-play goals (14 – T-1st among QMJHL rookies)... Was named to the QMJHL All-Rookie Team... Named Player of the Month – Rookie – in December and March... Participated in the Canadian National Junior Team Development Camp, held in Calgary.

# 28 Claude Giroux

RIGHT WING | zhih-ROO, KLOHD

## CAREER RECORD

YEAR	TEAM	LEAGUE	REGULAR SEASON					PLAYOFFS				
			GP	G	A	PTS	PIM	GP	G	A	PTS	PIM
2005-06	Gatineau (a)	QMJHL	69	39	64	103	64	17	5	15	20	24
2006-07	Gatineau	QMJHL	63	48	64	112	49	5	2	5	7	2
	Philadelphia	AHL	5	1	1	2	6	--	--	--	--	--
2007-08	FLYERS	NHL	2	0	0	0	0	--	--	--	--	--
	Philadelphia	AHL	55	38	68	106	37	19	17	34	51	6
2008-09	FLYERS	NHL	42	9	18	27	14	6	2	3	5	6
	Philadelphia	AHL	33	17	17	34	22	--	--	--	--	--
2009-10	FLYERS	NHL	82	16	31	47	23	23	10	11	21	4
2010-11	FLYERS	NHL	82	25	51	76	47					
NHL TOTALS			208	50	100	150	84	6	2	3	5	6
FLYERS TOTALS			124	34	69	103	61	29	12	14	26	10

(a) Drafted by the Flyers in the first round (22nd overall) of the 2006 NHL Entry Draft.

## MISCELLANEOUS STATS

YEAR	TEAM	LEAGUE	REGULAR SEASON							PLAYOFFS				
			PP	SH	GW	S	S%	+/-	TF	F%	MIN	PP	SH	GW
2007-08	FLYERS	NHL	0	0	0	2	0	-2	--	--	9:34	--	--	--
2008-09	FLYERS	NHL	2	0	0	67	13.4	10	309	47.2	15:09	0	0	0
2009-10	FLYERS	NHL	8	0	2	145	11	-9	600	49.5	16:36	3	0	2
2010-11	FLYERS	NHL	8	3	5	169	14.8	20	1095	50	19:23			
NHL TOTALS			18	3	7	383	9.8	18	2004	48.9	15:10	3	0	2

# 19 Scott Hartnell

LEFT WING | HAHRT-nuhl, SKAWT

**BIRTHDATE:** April 18, 1982 | **BIRTHPLACE:** Regina, Saskatchewan  
**HEIGHT:** 6'2" | **WEIGHT:** 210 | **SHOOTS:** Left | **SEASON:** 10th NHL, 4th Flyers



## 2009-10

Reached his 1,000th penalty minute in the NHL at NY Rangers on 4/9... Missed one game (at Toronto on 1/14) due to the flu... Had back-to-back three point games (1G,2A - vs. Tampa Bay on 11/2 and vs. Carolina on 10/31... Played in his 600th NHL game on 10/3 at New Jersey and in his 200th game as a Flyer on 12/27 at NY Islanders.

## CAREER

**2009-10:** Reached his 1,000th penalty minute in the NHL at NY Rangers on 4/9... Had back-to-back three-point games (1G,2A - vs. Tampa Bay on 11/2 and vs. Carolina on 10/31... Played in his 600th NHL game on 10/3 at New Jersey and in his 200th game as a Flyer on 12/27 at NY Islanders... Scored a goal in Game 5 of Stanley Cup Final vs. Chicago... Had an assist in Game 4... Recorded two points (1G,1A) in Game 3, and recorded 3 pts (1G,2A) in Game 1... Had 2 pts (1G,1A) in Game 1 of Eastern Conference Finals vs. Montréal... Recorded 5 pts (2G,3A) in Eastern Conference Semifinals vs. Boston... Had 1 assist in Eastern Conference Quarterfinals vs. New Jersey... **2008-09:** Posted a goal and an assist and 23 penalty minutes in six games of the ECQF vs. PIT... Recipient of the Gene Hart Memorial Award, given to the Flyer who plays with the most heart as voted on by members of the Philadelphia Flyers Fan Club at their monthly meetings... Set new career high for points (60), goals (30) and assists (30)... Tied his career-high for points in a single game (4)... Was one of three players to have played in all 82 games for the Flyers (Carter, Knuble)... Reached the 30-goal mark for the first time in his career on Apr. 3 vs. TOR... Recorded a goal (100th as Flyer) vs. FLA on Mar. 26... Tied for the team lead in March in goals (7), plus/minus (+6) and tied for second in points (13), in 15 games... Recorded an assist vs. MTL on Feb. 27 (300th point in the NHL)... Reached the 20-goal mark for the fourth consecutive season with his goal at BOS on Feb. 7... Suffered a broken big toe at CHI on Dec. 26... Recorded his fourth and fifth career hat tricks vs. CAR on Dec. 11 (3G) and vs. WSH on Dec. 20 (3G,1A)... In parts of six seasons with Nashville (2000-01 through 2006-07), Hartnell registered 93 goals and 118 assists for 211 points and 544 penalty minutes in 436 regular season games... Is first on the Predators All-Time List in penalty minutes with 544... **2007-08:** Reached the 20-goal mark for the third time in his career and for the third consecutive season... Was tied for first on the team in game-winning goals (6)... Was second on the team in penalty minutes (159)... Was tied for second on the team in hits (110)... Was tied for third on the team in power play goals with 10... Game at NYR on Mar. 1 was his 500th career NHL game... Was named Second Star vs. LA on Jan. 29 after scoring the game-winning goal in overtime... Was scoreless vs. NJ on Jan. 22, ending his seven-game point-scoring streak (10G,4A - new career high for point-scoring streak)... Was named NHL's Third Star for the week ending Jan. 13 after registering six points (5G,1A) in three games (second consecutive week was named Third Star)... Scored the game-winning goal, while on the power play, vs. Ottawa on Jan. 20... Was named First Star at NY Islanders on Jan. 19 after recording three power play goals and an assist (his three power play goals tied team record for most power play goals in a game - fourth time)... Scored the game-winning goal vs. Florida on Jan. 16... Was named NHL's Third Star for the week ending Jan. 13 after registering eight points (5G,3A) in four games... Was named First Star at NY Rangers on Jan. 10 after registering a natural hat trick... Was named Second Star at Atlanta on Jan. 8 after recording a goal and two assists... His goal at Atlanta on Jan. 8 was his 100th career NHL goal... Missed game at Carolina on Nov. 28 and vs. Dallas on Dec. 1 after being suspended by the NHL for two games on Nov. 27 as a result of being assessed a game misconduct vs. Boston on Nov. 26... Recorded a goal and an assist at Carolina on Nov. 21, his first multiple-point game as a Flyer... Scored a goal vs. Pittsburgh on Nov. 10, his first goal as a Flyer... Posted an assist on Kapanen's game-winning goal vs. NY Islanders on Oct. 13, his first point as a Flyer... Game at Calgary on Oct. 4 was his first game as a Flyer... **2006-07:** Recorded 22 goals and 17 assists for 39 points and 96 penalty minutes in 64 games for the Predators... Was second on the team in power play goals (10) and was tied for third on the team in plus/minus (+19)... **2005-06:** Recorded 25 goals and 23 assists for 48 points and 101 penalty minutes in 81 regular season games with Nashville... At the time, set career highs in points, goals, power-play goals (10) and plus/minus (+8)... Led the team and set a franchise-record with eight game-winning goals (T-8th in the NHL)... Recorded his 100th career NHL assist at Phoenix on Mar. 28... Appeared in his 300th career NHL game at Columbus on Oct. 26... Had two five-game scoring streaks (Mar. 14-21 & Oct. 13-25)... **2004-05:** Posted 17 goals and 12 assists for 29 points and 103 penalty minutes with Valerengen IF Oslo (Norway)... Helped the team win the league championship and led all players with 19 points (12G,7A) in 11 games... 2003-04: Missed 23 games due to injury... Finished second



# 19 Scott Hartnell

LEFT WING | HAHRT-nuhl, SKAWT

on the team in goals (18)...Recorded his 100th career NHL point (goal) at Detroit on Nov. 8...Scored his first career playoff goal at Anaheim on Nov. 21, it was also the 1,000th career goal in franchise history...**2002-03:** Played all 82 games for Nashville (one of four players)...Led the team in shots (221) and second in penalty minutes (101)...**2001-02:** At the time, recorded a career high in assists (27)...Led the team in plus/minus (+5) and ranked second in game-winning goals (4) and penalty minutes (111)...Played in the NHL YoungStars Game at the NHL All-Star Game in Los Angeles on Feb. 1...**2000-01:** Made his NHL Debut vs. Pittsburgh on Oct. 7 in Japan...Was the youngest player (18 years, 172 days) in franchise history to play in an NHL game...Was the youngest player on an NHL roster for the season...**Amateur Career:** Played parts of three seasons with Prince Albert in the Western Hockey League...Posted 38 goals and 90 assists for 127 points and 230 penalty minutes in 128 games...Led the team 82 points (27G,55A) in 62 games...Ranked ninth in the WHL in assists (55)...Played in the 2000 WHL All-Star Game...**International Career:** Won a gold medal with Team Alberta in the 1999 Canada Games...Won a gold medal with Canada in the 1999 Under-18 Four Nations Tournament and scored the game-winning goal in overtime.

## CAREER RECORD

YEAR	TEAM	LEAGUE	REGULAR SEASON					PLAYOFFS				
			GP	G	A	PTS	PIM	GP	G	A	PTS	PIM
1997-98	Lloydminster	AJHL	56	9	25	34	82	4	2	1	3	8
	Prince Albert	WHL	1	0	1	1	2	--	--	--	--	--
1998-99	Prince Albert	WHL	65	10	34	44	104	14	0	5	5	22
1999-00	Prince Albert (a)	WHL	62	27	55	82	124	6	3	2	5	6
2000-01	Nashville	NHL	75	2	14	16	48	--	--	--	--	--
2001-02	Nashville	NHL	75	14	27	41	111	--	--	--	--	--
2002-03	Nashville	NHL	82	12	22	34	101	--	--	--	--	--
2003-04	Nashville	NHL	59	18	15	33	87	6	1	2	3	2
2004-05	Valerengen IF Oslo	Norway	28	17	12	29	103	11	12	7	19	24
2005-06	Nashville	NHL	81	25	23	48	101	5	1	0	1	4
2006-07	Nashville (b)	NHL	64	22	17	39	96	5	1	1	2	28
2007-08	FLYERS	NHL	80	24	19	43	159	17	3	4	1	20
2008-09	FLYERS	NHL	82	30	30	60	143	6	1	1	2	23
2009-10	FLYERS	NHL	81	14	30	44	155	23	8	9	17	25
2010-11	FLYERS	NHL	82	24	25	49	142					
<b>NHL TOTALS</b>			<b>761</b>	<b>185</b>	<b>222</b>	<b>407</b>	<b>1143</b>	<b>39</b>	<b>7</b>	<b>8</b>	<b>15</b>	<b>77</b>
<b>FLYERS TOTALS</b>			<b>325</b>	<b>92</b>	<b>104</b>	<b>196</b>	<b>599</b>	<b>46</b>	<b>12</b>	<b>14</b>	<b>20</b>	<b>68</b>

(a) Drafted by Nashville in the first round (sixth overall) of the 2000 NHL Entry Draft.

(b) Traded by Nashville, along with Kimmo Timonen, to the Flyers in exchange for a first round choice in the 2007 NHL Entry Draft (Jonathon Blum), on June 18, 2007.


## MISCELLANEOUS STATS

REGULAR SEASON													PLAYOFFS		
YEAR	TEAM	LEAGUE	PP	SH	GW	S	S%	+/-	TF	F%	MIN	PP	SH	GW	
2000-01	Nashville	NHL	0	0	0	92	2.2	-8	3	33.3	10:54	--	--	--	
2001-02	Nashville	NHL	3	0	4	162	8.6	5	12	25	16:58	--	--	--	
2002-03	Nashville	NHL	2	0	2	221	5.4	-3	23	30.4	15:17	--	--	--	
2003-04	Nashville	NHL	5	0	3	154	11.7	-6	48	37.5	16:15	0	0	0	
2005-06	Nashville	NHL	10	2	8	211	11.8	8	58	37.9	16:05	0	0	0	
2006-07	Nashville	NHL	10	0	2	150	14.7	19	134	47	15:43	1	0	0	
2007-08	FLYERS	NHL	10	1	6	176	13.6	2	32	40.6	16:10	0	0	0	
2008-09	FLYERS	NHL	6	1	5	210	14.3	14	36	50	17:48	1	0	0	
2009-10	FLYERS	NHL	8	0	4	171	8.2	-6	5	20	15:43	3	0	0	
2010-11	FLYERS	NHL	4	0	4	177	13.6	14	10	50	16:36				
NHL TOTALS			58	4	38	1724	10.7	40	361	37.8	15:46	5	0	0	

# 14 Ian Laperriere

RIGHT WING | luh-PAIR-ee-YAIR, EE-an

**BIRTHDATE:** January 19, 1974 | **BIRTHPLACE:** Montreal, Quebec  
**HEIGHT:** 6'1" | **WEIGHT:** 200 | **SHOOTS:** Right | **SEASON:** 19th NHL, 2nd Flyers



## 2010-11

Missed entire season due to post concussion syndrome.

## CAREER

**2009-10:** Recipient of the Yanick Dupre Class Guy Memorial Award presented annually to the Flyer who best illustrates character, dignity and respect for the sport both on and off the ice by the Philadelphia chapter of the Professional Hockey Writers' Association and recipient of the Gene Hart Memorial Award, given to the player who demonstrated the most "Heart" during the season as voted on by members of the Fan Club at their monthly meetings... Finished second on the team in penalty minutes (162)... Recorded his 200th career NHL fight at Atlanta on 3/20 (vs. Eric Boulton)... Had a "Gordie Howe Hat Trick" vs. Dallas on 1/12... Had 30 penalty minutes vs. Florida on 12/21, including 3 fighting majors... Had two assists (season high) and +3 (season high) at Buffalo on 11/6... Reached his 200th NHL assist vs. Buffalo on 11/6... Recorded a goal (1st as Flyer) at New Jersey on 10/3... Played in all five games of the Stanley Cup Final vs. Chicago... returned to the lineup for Game 4 of the Eastern Conference Finals vs. Montreal after missing a month following an injury suffered when he took a puck to the face against New Jersey in Game 5 of the Eastern Conference Quarterfinals... Had one assist in the ECQF against the Devils, coming in Game 1 on the game-winning goal.

**2008-09:** Posted 19 points (7G,12A) in 74 games in his fourth season with the Colorado Avalanche... He led the team in PIM (163)... Led the Avalanche in PIM's the last four years... Surpassed 100 PIM's for the 12th time in his last 13 seasons... He appeared in his 1,000th NHL game on Apr. 11 vs. VAN... Registered his 300th NHL point (assist) vs. EDM on Oct. 23... **2007-08:** Led COL in penalty minutes (140) and fights (20)... Third on the club in hits (101)... Surpassed 1,500 career penalty minutes on Oct. 7 vs. SJ... Missed 12-of-13 games due to knee injury suffered on Nov. 11 vs. MIN... Appeared in his 900th NHL game on Feb. 6 at SJ... **2006-07:** Led COL in penalty minutes (133) and COL forwards in hits (85)... Recorded 17 fighting majors (2nd in NHL)... COL's nominee for the King Clancy Trophy... Missed his first game as an Avalanche on Mar. 29 at PHX due to groin injury (ended streak of 162 consecutive games played)... Scored his 100th career goal on Oct. 29 vs. MIN... Collected a fighting major in four consecutive games (Nov. 7-15)... Skated in his 800th NHL game on Nov. 28 at CGY... **2005-06:** Had 17 PIM in Game 1 of WCSF at ANH on May 5... Established career highs in goals (21), assists (24) and points (45) in his first season with COL... Led the Avs in penalty minutes (116) and fighting majors (12)... First COL player to score 20 goals and 100 PIM in a season since 1998-99 (Lemieux, Forsberg)... Played in all 82 games for the first time in his career... Led all NHL forwards in blocked shots (92)... Named alternate captain in mid-November... Had two goals while playing in his 700th career game, Oct. 19 vs. LA... Scored his first career overtime goal on Oct. 29 vs. VAN... Scored his 20th goal of the year on Apr. 8 vs. STL... **2003-04:** Finished with 1,010 career penalty minutes with LA, (5th all-time on Kings)... Missed 19 games (Nov. 26-Jan. 6) with a concussion... **2002-03:** Led the Kings in PIM (122)... Tied for fifth in the NHL with five shorthanded points (1G,4A) and co-led the NHL in shorthanded assists (4)... LA's nominee for the NHL's Masterton Trophy and King Clancy Award... Missed nine games due to injury... **2001-02:** Led the Kings in GP (81) and PIM (125)... 2000-01: Ranked second on the Kings in PIM (141) and hits (209)... Recorded his first career hat trick on Oct. 13 vs. BOS... **1999-00:** Led LA in PIM (185 - career high) and NHL in major penalties (21)... Underwent surgery following the season to repair a torn ACL in his left knee... **1998-99:** Ranked second on the team in PIM (138)... **1997-98:** Scored first career playoff goal in Game 3 of WCQF against STL on Apr. 27... Finished second on the Kings in face-off win percentage (52.3)... Led the team in hits (198)... **1995-96:** Played for three NHL teams (STL, NYR, LA)... **1994-95:** With STL, ranked fourth in NHL rookie scoring with 27 points (13G,14A)... Was third in assists and sixth in goals among rookies... Led the NHL in shooting percentage (24.5%), the first rookie to do that since Pittsburgh's Warren Young in 1984-85... Recorded four assists and 21 penalty minutes in seven playoff games as a rookie for the STL... **1992-93:** Second Team QMJHL All-Star with Drummondville.

# 14 Ian Laperriere

RIGHT WING | luh-PAIR-ee-YAIR, EE-an

## CAREER RECORD

YEAR	TEAM	LEAGUE	REGULAR SEASON						PLAYOFFS					
			GP	G	A	PTS	PIM		GP	G	A	PTS	PIM	
1989-90	Mtl-Bourassa	QAAA	22	4	10	14	10		3	0	1	1	6	
1990-91	Drummondville	QMJHL	65	19	29	48	117		14	2	9	11	48	
1991-92	Drummondville (a)	QMJHL	70	28	49	77	160		4	2	2	4	9	
1992-93	Drummondville (b)	QMJHL	60	44	96	140	188		10	6	13	19	20	
1993-94	Drummondville	QMJHL	62	41	72	113	150		9	4	6	10	35	
1993-94	St. Louis	NHL	1	0	0	0	0		--	--	--	--	--	
1993-94	Peoria	IHL	--	--	--	--	--		5	1	3	4	2	
1994-95	Peoria	IHL	51	16	32	48	111		--	--	--	--	--	
1994-95	St. Louis	NHL	37	13	14	27	85		7	0	4	4	21	
1995-96	St. Louis (c)	NHL	33	3	6	9	87		--	--	--	--	--	
1995-96	Worcester	AHL	3	2	1	3	22		--	--	--	--	--	
1995-96	NY Rangers	NHL	28	1	2	3	53		--	--	--	--	--	
1995-96	Los Angeles (d)	NHL	19	2	3	5	15		--	--	--	--	--	
1996-97	Los Angeles	NHL	62	8	15	23	102		--	--	--	--	--	
1997-98	Los Angeles	NHL	77	6	15	21	131		4	1	0	1	6	
1998-99	Los Angeles	NHL	72	3	10	13	138		--	--	--	--	--	
1999-00	Los Angeles	NHL	79	9	13	22	185		4	0	0	0	2	
2000-01	Los Angeles	NHL	79	8	10	18	141		13	1	2	3	12	
2001-02	Los Angeles	NHL	81	8	14	22	125		7	0	1	1	9	
2002-03	Los Angeles	NHL	73	7	12	19	122		--	--	--	--	--	
2003-04	Los Angeles (e)	NHL	62	10	12	22	58		--	--	--	--	--	
2005-06	Colorado	NHL	82	21	24	45	116		9	0	1	1	27	
2006-07	Colorado	NHL	81	8	21	29	133		--	--	--	--	--	
2007-08	Colorado	NHL	70	4	15	19	140		10	1	1	2	19	
2008-09	Colorado (f)	NHL	74	7	12	19	163		--	--	--	--	--	
2009-10	FLYERS	NHL	82	3	17	20	162		13	0	1	1	6	
2010-11	FLYERS	NHL	--	--	--	--	--							
NHL TOTALS			1092	121	215	336	1956		67	3	10	13	102	
FLYERS TOTALS			82	3	17	20	162		13	0	1	1	6	

- (a) Drafted from Drummondville by St. Louis in the seventh round (158th overall) of the 1992 NHL Entry Draft.  
 (b) QMJHL Second All-Star Team.  
 (c) Traded by St. Louis to NY Rangers for Stephane Matteau on Dec. 28, 1995.  
 (d) Traded by NY Rangers to Los Angeles, along with Ray Ferraro, Mattias Norstrom, Nathan LaFayette and 4th round choice (Sean Blanchard) in 1997 NHL Entry Draft for Marty McSorley, Jari Kurri and Shane Churla on Mar. 14, 1996.  
 (e) Signed as a free agent by Colorado on July 2, 2004.  
 (f) Signed as a free agent by the Flyers on July 1, 2009.

## MISCELLANEOUS STATS

YEAR	TEAM	LEAGUE	REGULAR SEASON										PLAYOFFS			
			PP	SH	GW	S	S%	+/-	TF	F%	MIN	PP	SH	GW		
1993-94	St. Louis	NHL	0	0	0	1	0	0	--	--	--	--	--	--		
1994-95	St. Louis	NHL	1	0	1	53	24.5	12	--	--	--	0	0	0		
1995-96	St. Louis	NHL	1	0	1	31	9.7	-4	--	--	--	--	--	--		
1995-96	NY Rangers	NHL	0	0	0	21	4.8	-5	--	--	--	--	--	--		
1995-96	Los Angeles	NHL	0	0	0	18	11.1	-2	--	--	--	--	--	--		
1996-97	Los Angeles	NHL	0	1	2	84	9.5	-25	--	--	--	--	--	--		
1997-98	Los Angeles	NHL	0	1	1	74	8.1	0	1104	52.4	13:17	0	0	0		
1998-99	Los Angeles	NHL	0	0	1	62	4.8	-5	643	47.3	11:47	--	--	--		
1999-00	Los Angeles	NHL	0	0	1	87	10.3	-14	1111	53.6	13:15	0	0	0		
2000-01	Los Angeles	NHL	0	0	0	60	13.3	5	297	51.8	12:02	0	0	0		
2001-02	Los Angeles	NHL	0	0	3	89	9	5	134	49.2	13:44	0	0	0		
2002-03	Los Angeles	NHL	1	1	1	85	8.2	-9	317	49.2	15:46	--	--	--		
2003-04	Los Angeles	NHL	1	0	3	59	16.9	-4	446	54	15:50	--	--	--		
2005-06	Colorado	NHL	1	1	3	133	15.8	3	963	45.9	17:09	0	0	0		
2006-07	Colorado	NHL	0	0	0	118	6.8	5	389	46.8	13:50	--	--	--		
2007-08	Colorado	NHL	0	0	1	68	5.9	-5	141	45.4	13:39	0	0	0		
2008-09	Colorado	NHL	0	0	0	61	11.5	0	446	44	13:50	--	--	--		
2009-10	FLYERS	NHL	0	0	0	53	5.7	-1	66	42.4	12:30	0	0	0		
2010-11	FLYERS	NHL	--	--	--	--	--	--	--	--	--					
NHL TOTALS			5	4	18	1157	9.8	-45	6639	48.5	13:52	0	0	0		

# 49 Michael Leighton

GOALIE | LAY-tohn, MIGH-kuhl

**BIRTHDATE:** May 19, 1981 | **BIRTHPLACE:** Petrolia, Ontario  
**HEIGHT:** 6'3" | **WEIGHT:** 186 | **SHOOTS:** Left | **SEASON:** 10th NHL, 2nd Flyers



## 2010-11

Underwent back surgery on 10/11... Was loaned to Adirondack (AHL) on 11/29 for a conditioning stint following back surgery... Started first game of season at Los Angeles on 12/30... Loaned to Adirondack on 1/4... Recalled from Adirondack on 4/4.

## CAREER

**2009-10:** Went 8-2-1 in his last 13 starts, posting a 2.75 GAA and .911 save percentage... Stopped 39 of 41 shots (season high) to earn a 3-2 win vs. Chicago on 3/13... Won five straight (1st time in career) from 2/8-3/2, posting a 1.98 GAA and .931 save percentage in that span... Was named the NHL's '2nd Star' week ending 2/14, going 4-0-0 (1.98 GAA, .925 sv pct)... Went unbeaten in regulation in his first 10 starts with the Flyers this season 12/23-1/12 (8-0-1, 2.16 GAA, .928 sv pct)... Surpassed his career high for wins in a season with his 7th victory on 1/7 at Pittsburgh... Stopped 31 of 33 shots for a 5-2 win at Tampa Bay on 12/23 his first win as a Flyer since 2/12/07: 6-1 vs. Detroit... Acquired off waivers on 12/15... Posted a 1-4-0 record, 4.28 GAA and .848 save percentage in seven games with Carolina... Made 31 saves to post 5-3 win in Game 4 of Stanley Cup Final vs. Chicago... Posted a 1.40 GAA, .950 save pct. and three shutouts in Eastern Conference Finals vs. Montréal... first Flyer and the 13th goaltender in NHL history to have 3 shutouts in a series... Had a shutout streak of 172:55 prior to Game 3's goal (second-longest in Flyers history - 184:45, 2000 - Boucher)... first Flyer to post back-to-back shutouts in the playoffs since Bernie Parent, 4/15-17, 1975 vs. TOR... Stopped 22 of 25 shots to post a 4-3 victory in Game 7 of Eastern Conference Semifinals vs. Boston. Relieved Cam Ward Boucher 24:31 into Game 5 of ECSF to make his playoff debut and stopped all 14 shots he faced... **2008-09:** Completed his fifth NHL season and second with Carolina... Matched his career high for wins in a season (6)... Served as backup to Cam Ward and did not play in 63 games... Made the start in the final game of the regular season, stopping 32 of 35 shots at NJ on 4/11/09 - It was his first start since 2/5/09... Relieved Cam Ward at the 10:13 mark of the second period and stopped 11 of 12 shots, allowing only a penalty shot goal to Derek Roy vs. BUF on 4/9/09... Earned his first NHL shootout victory, stopping 37 of 40 shots in regulation and overtime and two of three shots in the shootout in a 4-3 shootout win at San Jose on 2/5/09... Stopped 32 shots in a 6-5 shootout loss at Philadelphia on 12/11/08... Made 38 saves, including a stop on an Alex Ovechkin penalty shot, in a 3-1 win vs. Washington on 12/7/08... Made his season debut at Tampa Bay on 10/11/08 - stopping 26 of 29 shots in a 4-3 overtime win... Signed a two-year contract with the Hurricanes on June 11, 2008... Was originally acquired by Carolina on June 23, 2007, in exchange for the Hurricanes' seventh-round selection in the 2007 NHL Entry Draft (Scott Kishel)... **2007-08:** Was named the winner of the Aldege "Baz" Bastien Memorial Award as the AHL's outstanding goaltender for the 2007-08 season, as voted by AHL coaches, players and members of the media... Led the AHL in saves (1,634), save percentage (.931) and shutouts (7)... Ranked second in the league in minutes played (3,451) and tied for second in goals-against average (2.10)... Set Albany (AHL) franchise regular-season and playoff records for shutouts (7), GAA (2.10) and save percentage (.931)... Also set the River Rats franchise record for longest shutout streak (165:37)... Was selected as a 2007-08 First Team AHL All-Star, becoming the first Albany goaltender and sixth River Rats player to receive the honor... Played in three games with Carolina during his only NHL stint from 1/4-1/31/08... Made his first NHL start of the season and played his first game with the Hurricanes, earning the win with 23 saves at Atlanta on 1/4/08... Named as the starting goaltender for the Canadian All-Stars for the 2008 AHL All-Star Classic in Binghamton, NY... Stopped 304 of 314 shots during Albany's seven-game series loss to Philadelphia in the first round of the Calder Cup Playoffs... Led the AHL in goals-against average (1.18) and save percentage (.968) and was tied for the league lead in shutouts (2) for the playoffs... Earned his fourth career AHL playoff shutout by stopping 39 shots in a 4-0 Albany victory in Game 1 vs. the Phantoms (4/16)... Made an AHL-record 98 saves during Game 5 against the Phantoms (4/24), as the two teams played the longest game in league history, a 3-2 Philadelphia Phantoms win in five overtimes... Stopped all 40 shots he faced in Game 6 vs. Philadelphia (4/26), a 1-0 overtime victory to force a seventh game... **2006-07:** Appeared in five NHL games with Nashville and Philadelphia and had a record of 2-2-0 with a 3.94 GAA... Played in 21 AHL games with Portland and Philadelphia, earning a record of 10-6-3 with a 2.14 GAA and two shutouts... Began the season with Anaheim's AHL affiliate in Portland after signing as a free agent with the Ducks during the offseason... Was acquired off waivers by Nashville on 11/27/06, and played 19 minutes of the Predators' 7-2 loss vs. BUF on 12/21/06... Was claimed on waivers by Philadelphia on 1/11, and made his Flyers debut vs. St. Louis on 2/10/07, stopping 25 shots in a 4-3 overtime win... Was acquired on waivers by Montreal on 2/27/07, but completed the season without appearing in a game for the Canadiens... **2005-06:** Traded by Chicago to Buffalo on 10/4 in exchange

# 49 Michael Leighton

GOALIE | LAY-tohn, MIGH-kuhl

---

for Milan Bartovic... Spent the entire season with the Sabres' AHL affiliate in Rochester, posting a record of 15-22-1 with a 3.21 GAA and two shutouts... **2004-05:** Appeared in 41 games for Norfolk, going 20-16-3... Set an Admirals team record with his seventh shutout of the season vs. Wilkes-Barre/Scranton on 3/11... Was ejected from Norfolk's game vs. Lowell (12/11) for fighting with Lowell goaltender Cam Ward... Missed 10 games due to injury (3/27-4/17)... **2003-04:** Was one of a Blackhawks team-record six goaltenders to mind the net during the season... Led Chicago goaltenders with 34 games played... Began the season with Chicago and appeared in 25 games before he was reassigned to Norfolk on 1/15... Made a save on his second career penalty shot, stopping Alex Zhamnov at Philadelphia on 2/24... Faced his first career penalty shot vs. Colorado on 1/11, and was scored on by Milan Hejduk... Was named the NHL Defensive Player of the Week for the week of 12/22-28 after notching a 2-1-0 record, two shutouts (3-0 vs. STL; 3-0 vs. DET), a 1.00 GAA and a .960 save percentage... Recorded his first NHL assist vs. Dallas on 12/14... **2002-03:** Began the season with Norfolk (AHL) before being recalled by Chicago on 1/1... Played 36 games for Norfolk with a record of 18-13-5, four shutouts, a 2.50 goals-against average and .912 save percentage... In eight games with the Blackhawks, he posted a 2-3-2 record, one shutout, a 2.82 goals-against average and a .913 save percentage... Earned his first NHL win at St. Louis on 4/3... Made his NHL debut vs. Phoenix on 1/8, earning his first career shutout in a 0-0 tie... Was the first goaltender in Blackhawks history, and the 21st goaltender in the modern era of the NHL (since 1943-44) to record a shutout in his NHL debut... Returned to the AHL for the playoffs, posting a 3-1 record with one shutout and a 1.75 GAA... **2001-02:** Made his professional debut, spending the entire season with the Norfolk Admirals of the AHL... Went 27-16-8 with a 2.14 GAA, a .920 save percentage and six shutouts, earning AHL All-Rookie Team honors... Earned his first professional shutout by stopping 25 shots in a 3-0 win at Albany (10/17)... Named AHL Goaltender of the Month for October... Recalled by Chicago on 11/4 and dressed but did not play for four games during his first NHL recall... Selected to the 2002 AHL All-Star Game and made nine saves to earn the victory for the Canadian squad... Named AHL Rookie of the Month for March... Was 1-2 in four playoff games with a 2.02 goals-against average and a .927 save percentage... **1998-01:** Played three seasons with the Windsor Spitfires of the Ontario Hockey League (OHL), appearing in 124 games while posting a 53-47-9 record with three shutouts and a 3.29 GAA

# 49 Michael Leighton

GOALIE | LAY-tohn, MIGH-kuhl

## CAREER RECORD

		REGULAR SEASON										PLAYOFFS							
YEAR	TEAM	LEAGUE	GP	MIN	GA	SO	AVG.	W	L	T/O	GP	MIN	GA	SO	AVG.	W	L		
1997-98	Petrolia Jets	OHA-B	30	1,583	87	2	3.30	--	--	--	--	--	--	--	--	--	--		
1998-99	Windsor Spitfires (d)	OHL	28	1,389	112	0	4.84	4	17	2	3	80	10	0	7.50	0	1		
1999-00	Windsor Spitfires	OHL	42	2,272	118	1	3.12	17	17	2	12	616	32	0	3.12	5	6		
2000-01	Windsor Spitfires	OHL	54	3,035	138	2	2.73	32	13	5	9	519	27	1	3.12	4	5		
2000-01	Windsor Spitfires	OHL	54	3,035	138	2	2.73	32	13	5	9	519	27	1	3.12	4	5		
2001-02	Blackhawks	NHL	0	0	0	0	0	0	0	0	--	--	--	--	--	--	--		
2001-02	Norfolk Admirals	AHL	52	3,114	111	6	2.14	27	16	8	4	238	8	0	2.02	1	2		
2002-03	Blackhawks	NHL	8	447	21	1	2.82	2	3	2	-	-	-	-	-	-	-		
2002-03	Norfolk Admirals (a)	AHL	36	2,184	91	4	2.12	18	13	5	4	240	7	1	1.75	3	1		
2003-04	Blackhawks	NHL	34	1,988	99	2	2.99	6	18	8	-	-	-	-	-	-	-		
2003-04	Norfolk Admirals	AHL	18	1,081	33	1	1.83	10	7	1	4	212	2	2	.57	2	1		
2004-05	Norfolk Admirals	AHL	41	2,319	78	7	2.02	20	16	3	-	-	-	-	-	-	-		
2005-06	Rochester Americans (e)	AHL	40	2,318	124	2	3.21	15	22	1	-	-	-	-	-	-	-		
2006-07	Portland Pirates (f)	AHL	16	962	37	2	2.31	8	6	1	-	-	-	-	-	-	-		
2006-07	Predators (g)	NHL	1	20	2	0	6.00	0	0	-	-	-	-	-	-	-	-		
2006-07	FLYERS (h-i)	NHL	4	195	12	0	3.69	2	2	-	-	-	-	-	-	-	-		
2006-07	Phantoms	AHL	5	270	7	0	1.56	2	0	2	-	-	-	-	-	-	-		
2007-08	Hurricanes (j)	NHL	3	158	7	0	2.66	1	1	-	-	-	-	-	-	-	-		
2007-08	Albany River Rats (b-c)	AHL	58	-	121	7	2.10	28	25	4	7	-	10	2	1.18	3	4		
2008-09	Hurricanes	NHL	19	1,029	50	0	2.92	6	7	-	-	-	-	-	-	-	-		
2009-10	Hurricanes	NHL	7	350	25	0	4.29	1	4	-	-	-	-	-	-	-	-		
2009-10	FLYERS	NHL	27	1449	60	1	2.48	16	5	2	14	757	31	3	2.46	8	3		
2010-11	FLYERS	NHL	1	59	4	0	4	1	0	0	-	-	-	-	-	-	-		
NHL TOTALS			104	5,695	280	4	3.185	35	41	13	14	757	31	3	2.46	8	3		
FLYERS TOTALS			32	1703	76	1	3.39	19	7	2	14	757	31	3	2.46	8	3		

- a) Named to the AHL All-Rookie Team (2002)
- b) Named to the AHL First All-Star Team (2008)
- c) Named to the Aldege "Baz" Bastien Memorial Award (Outstanding Goaltender AHL) (2008)
- d) Drafted by Chicago in the sixth round (165th overall) in the 1999 NHL Entry Draft.
- e) Traded to Buffalo by Chicago for Milan Bartovic, October 4, 2005.
- f) Signed as a free agent by Anaheim, July 13, 2006.
- g) Claimed on waivers by Nashville from Anaheim, November 27, 2006.
- h) Claimed on waivers by Philadelphia from Nashville, January 11, 2007.
- i) Claimed on waivers by Montreal from Philadelphia, February 27, 2007.
- j) Traded to Carolina by Montreal for Carolina's 7th round choice (Scott Kishel) in 2007 Entry Draft, June 23, 2007.


## MISCELLANEOUS STATS

		REGULAR SEASON					PLAYOFFS					
YEAR	TEAM	LEAGUE	G	A	PIM	SA	S%	G	A	PIM	SA	S%
2002-03	Blackhawks	NHL	0	0	0	241	.913	-	-	-	-	-
2003-04	Blackhawks	NHL	0	0	0	987	.900	-	-	-	-	-
2006-07	Predators	NHL	0	0	0	10	.800	-	-	-	-	-
2006-07	FLYERS	NHL	0	0	0	102	.882	-	-	-	-	-
2007-08	Hurricanes	NHL	0	0	0	68	.897	-	-	-	-	-
2008-09	Hurricanes	NHL	0	0	0	507	.901	-	-	-	-	-
2009-10	Hurricanes	NHL	0	0	0	164	.848	-	-	-	-	-
2009-10	FLYERS	NHL	0	1	0	735	.918	-	-	-	-	-

# 22 Ville Leino

LEFT WING | LAY-noh, VIHL-ee

**BIRTHDATE:** October 6, 1983 | **BIRTHPLACE:** Petrolia, Ontario  
**HEIGHT:** 6'1" | **WEIGHT:** 190 | **SHOOTS:** Left | **SEASON:** 4th NHL, 2nd Flyers



## 2010-11

Recorded points in seven of eight games (2G, 6A) from 10/21-11/4...Played in his 100th NHL game vs. Pittsburgh on 12/14...Had a three-assist game vs. New Jersey on 1/6...Had a four-game point streak (2G, 4A) from 1/11-1/16...Had a two-goal game vs. Nashville on 2/3...Recorded a hat trick, the first of his career, vs. Atlanta on 3/12...Had a three-point game (2G, 1A) at Pittsburgh on 3/29.

## CAREER

**2009-10:** Had a goal and assist (1st multi-point game as Flyer) vs. New Jersey on 3/28... Recorded his first goal in his first game as a Flyer on 3/3 at Florida... Acquired by the Flyers on 2/6 in a trade from Detroit in exchange for Ole- Kristian Tollefsen... Prior to the Flyers, had two points (1G,1A) in 24 games with Detroit... Set Flyers franchise records for goals (7) and points (21) by a rookie in a single playoff season, surpassing records held by Mel Bridgeman (six goals, 1976) and Brian Propp (15 points, 1980)... Posted nine points in the Stanley Cup Final vs. Chicago, scoring at least a point in five of the six games...Had three assists in Game 5... Scored game winning goal in Game 4... Finished 2nd on Flyers in scoring for the series with 5 pts (2G,3A) in Eastern Conference Finals vs. Montréal... Had 2 pts (1G,1A) in Game 2 and two assists in Game 1...Finished 3rd on Flyers in scoring with 7 pts (2G,5A) in Eastern Conference Semifinals vs. Boston... Had two assists in Game 7... Had 2 pts (1G,1A) in Game 5 (1st multi-point playoff game)... Scored a goal (1st career playoff goal) in Game 4. **2008-09:** Appeared in 13 games with the Red Wings, recording five goals, four assists, and a +5 rating...Scored his first career goal in his NHL debut at Washington on 1/31... Registered his first career NHLassist on 2/2/09 vs. St. Louis (his second NHL game)... Posted his first career multi-point game (1G,1A) at Minnesota on 2/21/09... Appeared in his first career NHL playoff game in Game 3 of the Western Conference Final at Chicago on 5/22/09... Recorded his first career postseason point with an assist in Game One of the Stanley Cup Final vs. Pittsburgh on 5/30/09... Tallied two assists in the first four games of the Stanley Cup Final... Made his AHL debut, playing 57 games for the Grand Rapids Griffins... Ranked third on the team in assists (31) and fifth in points (46)... Appeared in 10 games during the 2009 Calder Cup playoffs... Led the team with 13 points and 10 assists, tallying all of his points in six games vs. Hamilton in the first round... **2007-08:** Appeared in 55 games for Jokerit Helsinki of the Finnish Elite League... Led team in scoring with 77 points (28G,49A)... Finished second in the league in scoring, plus/minus (+34), and third in goals (28)... Set franchise record for most points in a single season...Registered eight goals and 11 assists in 14 playoff games... Finished postseason with a +19... Received the Oskanen Award, given annually to the league's best player during the regular season... Received Finnish Elite League's Ilta-Sanomat Star Player Award... Finnish Elite League's Golden Helmet (player of the year as voted by the players)





# 41 Andrej Meszaros

DEFENSE | MEHT-zahr-ohsh, AWN-dray

**BIRTHDATE:** October 13, 1985 | **BIRTHPLACE:** Povaska Bystrica, Slovakia  
**HEIGHT:** 6'2" | **WEIGHT:** 218 | **SHOOTS:** Left | **SEASON:** 6th NHL, 1st Flyers



## 2010-11

Recorded his first point (assist) as a Flyer vs. Anaheim on 10/21...Scored his first goal as a Flyer vs. Tampa Bay on 11/18...Played in his 400th NHL game vs. Montreal on 11/22...Had two assists at NY Islanders on 12/5...Had two assists at Toronto on 12/9...Scored goals in consecutive games vs. Washington on 1/18 and vs. Ottawa on 1/20...Recorded points in three straight games from 1/18-1/20 (2G, 2A)...Scored game winning overtime goal vs. NY Islanders on 2/24... Tied career highs with two goals and four points vs. NY Islanders on 4/9...Finished the season tied for the team high in +/- (+30 – 5th in NHL)... Recipient of the Barry Ashbee Trophy as the team's most outstanding defenseman, as voted on by a panel of sportscasters and sportswriters.

## CAREER

**2009-10:** Finished sixth on Tampa Bay with 145 shots...Ranked second among Tampa Bay defensemen with six goals and was third among Lightning blue liners with 17 points...Registered 108 blocked shots, good for the team's second-highest total, and co-led the Lightning with 112 hits...Appeared in his 350th career game on January 29 against Anaheim and tallied his 100th career assist on November 28 at Dallas...Represented Team Slovakia at the 2010 Winter Games in Vancouver. **2008-09:** Played in 52 games with the Lightning, recording 2 goals and 16 points ... Had his games played streak, which spanned his entire NHL career, snapped at 298 games due to an injury ... Served as the alternate captain for the Lightning. Led the Lightning in blocked shots with 98 and 2nd among defensemen with 63 hits ... Played in his 250th career game 10/16 vs. NYI. **2007-08:** Finished 1st among Senators' defensemen in goals (9) and 2nd among defensemen in points (36) ... Was 1 of 3 Senators to appear in each of the team's 82 regular season games ... Had 8 multi-point games ... Recorded 100th career NHL point with an assist 2/12 vs. BUF... Recorded his best plus-minus, +6, 1/24 at TBL ... Reached 200 career penalty minutes 1/20 at PHI ...Played 200th career NHL game 12/26 at BUF ... Had his 1st career 2-goal game 11/28 at NYI ... Scored his 1st career short-handed goal 10/6 vs. NYR ... **2006-07:** Had 5 multi-point games ... Played 100th career NHL game 11/15 at BUF ... **2007 Playoffs:** Played in 20 games, recording 1 goal and 7 points... Had 3 assists in the playoff series against Buffalo 2005-06: Was a plus or even in 66 of 82 games... Tied for 3rd overall in the NHL and the top rookie in plus-minus with a +34 ... Was 1 of 5 Senators to play in all 82 games ... **2006 Playoffs:** Scored 1st career playoff goal 4/29 vs. TBL ... Played 1st career playoff game 4/21 vs. TBL ... **Junior Career:** In 2004-05, played 1st season of North American hockey with Vancouver (WHL) ... Ranked 5th in WHL rookie scoring with 41 points (11-30-41) ... Named Vancouver's rookie of the year, defenseman of the year and to the WHL's Western Conference 2nd All-Star Team ... Ranked tied for 4th in team playoff scoring with 4 points (1-3-4) in 6 games ... Finished tied for team lead in goals (3) and tied for 3rd with 4 points, ranking 4th in tournament scoring for defensemen ... **European Career:** In 2003-04, played first full season in Slovak Elite League, appearing in 44 regular-season games and 14 playoff games with Trencin ... In 2002-03, made debut in Slovak Elite League, playing 23 games with Trencin ... **International Career:** Slovakia's team captain at 2005 World Junior Championship in Grand Forks, N.D. ... Was youngest player (18) on Slovakia's 2004 World Junior team and World Senior (Prague, Czech Republic) squads ... Captained Team Slovakia that won silver at 2003 World Under-18 Championships in Yaroslavl, Russia ... Finished tied for 3rd among defensemen in tournament scoring with 4 points (2-2-4) in 7 games.

# 41 Andrej Meszaros

DEFENSE | MEHT-zahr-ohsh, AWN-dray

## CAREER RECORD

YEAR	TEAM	LEAGUE	REGULAR SEASON					PLAYOFFS				
			GP	G	A	PTS	PIM	GP	G	A	PTS	PIM
2002-03	Trencin Dulká	Slovakia	23	0	1	1	4					
2003-04	Trencin Dulká (a)	Slovakia	44	3	3	6	8	14	3	1	4	2
2004-05	Vancouver Giants	WHL	59	11	30	41	94	6	1	3	4	14
2005-06	Ottawa	NHL	82	10	29	39	61	10	1	0	1	18
2006-07	Ottawa	NHL	82	7	28	35	102	20	1	6	7	12
2007-08	Ottawa (b)	NHL	82	9	27	36	50	4	0	1	1	6
2008-09	Tampa Bay	NHL	52	2	14	16	36	--	--	--	--	--
2009-10	Tampa Bay (c)	NHL	81	6	11	17	50	--	--	--	--	--
2010-11	FLYERS	NHL	81	8	24	32	42					
NHL TOTALS			460	42	133	175	341	34	2	7	9	36
FLYERS TOTALS			460	42	133	175	341	34	2	7	9	36

(a) Drafted by Ottawa in the 1st Round (23rd Overall) of the 2004 NHL Entry Draft

(b) Traded to Tampa Bay by Ottawa for Filip Kuba, Alexandre Picard, and a 1st round pick in the 2009 NHL Entry Draft on August 29, 2008


(c) Traded to Philadelphia by Tampa Bay for a 2nd round pick in the 2012 NHL Entry Draft on July 1, 2010

## MISCELLANEOUS STATS

MISCELLANEOUS STATS														
		REGULAR SEASON										PLAYOFFS		
YEAR	TEAM	LEAGUE	PP	SH	GW	S	S%	+/-	TF	F%	MIN	PP	SH	GW
2005-06	Ottawa	NHL	5	0	2	137	7.3	34	0		18:11	0	0	0
2006-07	Ottawa	NHL	0	0	1	147	4.8	-15	0		21:41	0	0	0
2007-08	Ottawa	NHL	6	1	1	160	5.6	5	0		21:02	0	0	0
2008-09	Tampa Bay	NHL	1	0	1	87	2.3	-4	0		24:11			
2009-10	Tampa Bay	NHL	2	0	1	145	4.1	-14	0		20:11			
2010-11	FLYERS	NHL	3	0	2	144	5.6	30	0		21:07			
NHL TOTALS			17	1	8	820	5	36	0		20:52	0	0	0

# 15 Andreas Nodl

RIGHT WING | NOHD'L, awn-DRAY-uhs



**BIRTHDATE:** February 28, 1987 | **BIRTHPLACE:** Vienna Austria  
**HEIGHT:** 6'1" | **WEIGHT:** 196 | **SHOOTS:** Left | **SEASON:** 3rd NHL, 3rd Flyers

## 2010-11

Had a five-game point streak (2G, 3A) from 10/30-11/13...Was a season-high +3 and had an assist vs. New Jersey on 12/4...Had a three-game point streak from 12/30-1/2...Played in his 100th game in the NHL and as a Flyer vs. NY Islanders on 2/24.

## CAREER

**2009-10:** Made his NHL playoff debut in Game 1 vs. Boston in the ECSF. Scored the first goal in Adirondack Phantoms history at 9:09 of the second period in his Adirondack debut on 10/3/09 in the season opener vs. Worcester...Scored a penalty shot goal against Devan Dubnyk and added one assist on 10/9/09 vs. Springfield...Scored the game-winning goal, a power play goal, on 11/4/09 at Bridgeport...Recalled by Philadelphia (NHL) on 11/22/09...Returned to Adirondack (AHL) on 12/16/09 after playing in 10 NHL games with the Flyers and recording one assist... Recorded two assists on 12/30/09 at Albany...Scored his fifth goal of the season on 1/9/10 vs. Portland...Assisted on the game-winning goal on 1/16/10 at Norfolk...**2008-09:** Recorded 20 points (6G, 14A) in 39 games for the Phantoms (AHL)... Was recalled by the Flyers on Mar. 31... Recorded his first NHL goal vs. Ottawa on Dec. 23...Recorded his first NHL point (assist) vs. San Jose on Oct. 22 (his NHL debut)...**2007-08:** Split the season between the St. Cloud State Huskies of the WCHA and the Phantoms...Recorded a goal in three regular season games for the Phantoms...Recorded one goal in 10 playoff games for the Phantoms...**College:** Registered 44 points (18G, 26A) and 22 penalty minutes in 40 games for the Huskies...Recorded 36 goals and 54 assists for 90 points and 54 penalty minutes in 80 games...Named to the WCHA All-Rookie Team and WCHA Rookie of the Year (2006-07) and was named to the WCHA Second All-Star Team (2007-08).

## CAREER RECORD

YEAR	TEAM	LEAGUE	REGULAR SEASON					PLAYOFFS				
			GP	G	A	PTS	PIM	GP	G	A	PTS	PIM
2004-05	Sioux Falls	USHL	44	7	9	16	24	--	--	--	--	--
2005-06	Sioux Falls (a)	USHL	58	29	30	59	16	14	6	9	15	6
2006-07	St. Cloud State	WCHA	40	18	28	46	32	--	--	--	--	--
2007-08	St. Cloud State	WCHA	40	18	26	44	22	--	--	--	--	--
2008-09	PHANTOMS	AHL	3	1	0	1	0	10	1	0	1	2
	FLYERS	NHL	39	6	14	20	20	--	--	--	--	--
2009-10	PHANTOMS	AHL	38	1	3	4	2	--	--	--	--	--
	FLYERS	NHL	65	14	20	34	24	--	--	--	--	--
2009-10	FLYERS	NHL	10	0	1	1	0	10	0	0	0	0
2010-11	FLYERS	NHL	67	11	11	22	16					
<b>NHL TOTALS</b>			<b>115</b>	<b>12</b>	<b>15</b>	<b>27</b>	<b>27</b>					
<b>FLYERS TOTALS</b>			<b>115</b>	<b>12</b>	<b>15</b>	<b>27</b>	<b>27</b>					

(a) Drafted by Philadelphia in the second round (39th overall) of the 2006 NHL Entry Draft.


## MISCELLANEOUS STATS

REGULAR SEASON															PLAYOFFS		
YEAR	TEAM	LEAGUE	PP	SH	GW	S	S%	+/-	TF	F%	MIN	PP	SH	GW			
2008-09	FLYERS	NHL	0	0	0	2	0.0	-2			8:55	0	0	0			
2009-10	FLYERS	NHL	0	0	0	33	3.0	-15			11:08	--	--	--			
2010-11	FLYERS	NHL	1	1	2	100	11.0	14			13:16						
NHL TOTALS			1	1	2	135		-3			12:12	0	0	0			

# 6 Sean O'Donnell

DEFENSE | oh-DAH-n-uhl, SHAWN

**BIRTHDATE:** October 13, 1971 | **BIRTHPLACE:** Ottawa, Ontario  
**HEIGHT:** 6'2" | **WEIGHT:** 237 | **SHOOTS:** Left | **SEASON:** 16th NHL, 1st Flyers



## 2010-11

Played in his first game as a Flyer at Pittsburgh on 10/7...Played in his 1,100th NHL game at Columbus on 10/25... Had two-assist game vs. Tampa Bay on 11/18...Had points in three of four games (OG, 3A) from 12/9-12/15... Scored first goal as a Flyer at Boston on 1/13...Tied a season-high with two assists at Pittsburgh on 3/29.

## CAREER

**2009-10:** Appeared in 78 games with the Kings in 2009-10, recording 15 points (3G,12A) and 70 penalty minutes, while finishing fourth on the team in plus/minus (+14). He also posted one assist in six Stanley Cup Playoff games... Has played over 1,000 NHL games, is just shy of 1,700 penalty minutes, and owns a career plus/minus record of +85 over his 15 NHL seasons. **2008-09:** Selected as the Kings Most Inspirational Player (Ace Bailey Memorial Award)... Over the last 11 seasons he's only missed 29 regular season games (873 of a possible 902)...One of five Kings to play in all 82 games (third time he's played all 82 games: also in 2007-08 and 2003-04)... Finished season with a plus-2 rating...Has collected a plus rating in each of the last seven seasons (plus-71 during that span)...One of only three defensemen in the NHL to have a plus rating in each of the last seven seasons (Niklas Lidstrom and Brian Rafalski)...Ranked fourth on the Kings with 85 blocked shots... Appeared in his 1,000th NHL game March 14, 2009 at San Jose... Appeared in his 400th game as a King Nov. 22, 2008 vs. Colorado...Recorded his 800th penalty minute as a King Oct. 24, 2008 at St. Louis... **2007-08:** Finished season with a plus-9 rating...Recorded a plus-or-even rating in 20 straight games (plus-7) from Feb. 10 to March 28, 2008...Recorded 150th career assist in the NHL March 12, 2008 vs. Vancouver... Appeared in his 900th NHL game Jan. 18, 2008 at Minnesota...Anaheim teammate Rob Niedermayer also appeared in his 900th NHL game the same night, marking the first time in almost 16 years that teammates appeared in their 900th game together (last: New York Rangers Mark Messier and John Ogrodnick, Jan. 23, 1992 at Edmonton)...Recorded first career short-handed goal Oct. 15, 2007 vs. Detroit... Led Anaheim with a plus-3 playoff rating...Set a postseason career high with two points (1G 1A, 2P) in Game 5 of the Conference Quarterfinals April 18, 2008 vs. Dallas. **2006-07:** Won a Stanley Cup with Anaheim, appearing in all 21 postseason contests, recording two assists... Was fourth on the team with a plus-8 playoff rating...Was a plus-2 in the Stanley Cup Finals series-clinching Game 5 victory June 6, 2007 vs. Ottawa...Notched 17 points during the regular season (2G 15A, 17P), the most points he's earned since accumulating a career-high 25 points (3G 22A, 25P) in 2001-02 with Boston. **2005-06:** Scored his first career playoff game-winning goal 1:36 into overtime in Game 4 of the Western Conference Quarterfinals April 27, 2006 vs. Calgary...Began season with Phoenix before being acquired by Anaheim on March 9, 2006... Appeared in his 700th NHL game, Oct. 23 (with Phoenix) at Anaheim. **2003-04:** Appeared in all 82 regular season games for the first time in his career...Served as an alternate captain for Boston...Ranked second on the team and tied for 11th among NHL defensemen with 110 penalty minutes... **2002-03:** Recorded 100th NHL assist, Dec. 23, 2003 vs. San Jose...Appeared in 600th NHL game March 11, 2003 at Ottawa. **2001-02:** Appeared in six playoff games with Boston, leading the team with a 24:57 time-on-ice average...Established career regular season highs with 25 points, 22 assists, and a plus-27 rating... Tied for third in the NHL in plus-minus... Appeared in his 500th NHL game Dec. 31, 2002 at Dallas...Recorded 100th NHL point (assist), Jan. 5, 2002 vs. Washington... **2000-01:** Played a career-high 23 playoff games, helping New Jersey advance to the Stanley Cup Finals...Ranked third in the NHL with 41 playoff penalty minutes...Began season with Minnesota and served as the first captain in Wild history...Appeared in his 400th NHL game Nov. 15, 2000 vs. New York Rangers...Had a four-game point streak (1G 3A, 4P), which lasted from Dec. 17 to Dec. 27, 2000. **1999-00:** Played in 80 games for the third straight season... Scored one goal and had a 16:26 time-on-ice average in four playoff games with the Kings...Was one of four Kings players to score a goal in their playoff series vs. Detroit...Ranked third on the Kings with 114 penalty minutes. **1998-99:** Led the Kings with 186 penalty minutes, his career high...Led the team with 14 major penalties... Ranked third among team defensemen with 13 assists...Led all Kings defensemen with 80 games played... Appeared in his 300th NHL game April 12, 1999 at Nashville... The club's co-winner (along with Rob Blake) for the Kings Community Service award. **1997-98:** Ranked second on the Kings with 179 penalty minutes in the regular season. Led the Kings with 57 minor penalties, which ranked him tied for seventh in the NHL...Ranked third among team defensemen with 17 points (2G 15A, 17P) in the regular season...Only Rob Blake (81 games) appeared in more games for the Kings... Set a career high with four points and three assists (1-3-4) Feb. 26, 1998 at Chicago...Appeared in his 200th NHL game March 5, 1998 vs. Carolina... Led the Kings with 36 penalty minutes in the playoffs, which was tied for third in the NHL. **1996-97:** Ranked second on the Kings (led all team defensemen) with 144 penalty minutes...Established career high with five goals...Two of his five goals were scored on the power play... Had his first career three-point game Feb. 13, 1997 vs. Toronto (1-2=3)...

# 6 Sean O'Donnell

DEFENSE | oh-DAH-n-uhl, SHAWN

During a 10-game stretch from Feb. 5 to Feb. 25, 1997 he recorded 10 points (4-6=10), including a three-game goal streak, which lasted from Feb. 13 to Feb. 17, 1997...Appeared in his 100th NHL game Dec. 3, 1996 at Phoenix... **1995-96:** Ranked second on the Kings with 127 penalty minutes and led all Kings defensemen with 71 games played... Scored his first NHL goal Jan. 10, 1996 at Toronto... **1994-95:** Acquired by the Kings from Buffalo on July 26, 1994... Made his NHL debut Jan. 24, 1995 vs. Dallas... Recorded first career NHL point (assist) Feb. 20, 1995 at Vancouver... Recorded 20 points (2-18=20) and 132 penalty minutes in 61 games with Phoenix (IHL) and two points (0-2=2) and 49 penalty minutes in 15 games with the Kings. 1993-94: Recorded 12 points (2- 10=12) in 64 regular season games with Rochester, the Buffalo Sabres AHL affiliate...Ranked second on Rochester with 242 penalty minutes. **1992-93:** Recorded 21 points (3-18=21) in 74 regular season games with Rochester...Ranked fourth on Rochester with 203 penalty minutes, as the team advanced to the AHL Calder Cup Finals that season. **1991-92:** Spent his first season as a pro with Rochester (AHL), recording 13 points (4-9=13) and 193 penalty minutes in 73 regular season games.

## CAREER RECORD

YEAR	TEAM	LEAGUE	REGULAR SEASON					PLAYOFFS				
			GP	G	A	PTS	PIM	GP	G	A	PTS	PIM
1988-89	Sudbury Wolves	OHL	56	1	9	10	49	--	--	--	--	--
1989-90	Sudbury Wolves	OHL	64	7	19	26	84	7	1	2	3	8
1990-91	Sudbury Wolves	OHL	66	8	23	31	114	5	1	4	5	10
1991-92	Rochester Americans (a)	AHL	73	4	9	13	193	16	1	2	3	21
1992-93	Rochester Americans	AHL	74	3	18	21	203	17	1	6	7	38
1993-94	Rochester Americans (b)	AHL	64	2	10	12	242	4	0	1	1	21
1994-95	Phoenix Roadrunners	IHL	61	2	18	20	132	9	0	1	1	21
1994-95	Los Angeles Kings	NHL	15	0	2	2	49	--	--	--	--	--
1995-96	Los Angeles Kings	NHL	71	2	5	7	127	--	--	--	--	--
1996-97	Los Angeles Kings	NHL	55	5	12	17	144	--	--	--	--	--
1997-98	Los Angeles Kings	NHL	80	2	15	17	179	4	1	0	1	36
1998-99	Los Angeles Kings	NHL	80	1	13	14	186	--	--	--	--	--
1999-00	Los Angeles Kings (c)	NHL	80	2	12	14	114	4	1	0	1	4
2000-01	Minnesota Wild (d)	NHL	63	4	12	16	128	--	--	--	--	--
2000-01	New Jersey Devils (e)	NHL	17	0	1	1	33	23	1	2	3	41
2001-02	Boston Bruins	NHL	80	3	22	25	89	6	0	2	2	4
2002-03	Boston Bruins	NHL	70	1	15	16	76	--	--	--	--	--
2003-04	Boston Bruins (f)	NHL	82	1	10	11	110	7	0	0	0	0
2005-06	Phoenix Coyotes (g)	NHL	57	1	7	8	121	--	--	--	--	--
2005-06	Anaheim Mighty Ducks	NHL	21	1	2	3	26	16	2	3	5	23
2006-07	Anaheim Ducks	NHL	79	2	15	17	92	21	0	2	2	10
2007-08	Anaheim Ducks (h)	NHL	82	2	7	9	84	6	1	1	2	2
2008-09	Los Angeles Kings	NHL	82	0	12	12	71	--	--	--	--	--
2009-10	Los Angeles Kings (i)	NHL	78	3	12	15	70	6	0	1	1	4
2010-11	FLYERS	NHL	81	1	17	18	87					
<b>NHL TOTALS</b>			<b>1173</b>	<b>31</b>	<b>191</b>	<b>222</b>	<b>1786</b>	<b>93</b>	<b>6</b>	<b>11</b>	<b>17</b>	<b>124</b>
<b>FLYERS TOTALS</b>			<b>81</b>	<b>1</b>	<b>17</b>	<b>18</b>	<b>87</b>					

- (a) Drafted by Buffalo in the 6th Round (123rd Overall) in 1991
- (b) Los Angeles Kings traded Doug Houda to the Buffalo Sabres for Sean O'Donnell
- (c) Claimed by the Minnesota Wild from the Los Angeles Kings in Expansion Draft.
- (d) Minnesota Wild traded Sean O'Donnell to the New Jersey Devils for Willie Mitchell
- (e) Signed as an unrestricted free agent by the Boston Bruins
- (f) Signed as an unrestricted free agent by the Phoenix Coyotes.
- (g) Phoenix Coyotes traded Sean O'Donnell to the Mighty Ducks of Anaheim for Joel Perrault.
- (h) Anaheim Ducks traded Sean O'Donnell to the Los Angeles Kings for a conditional draft selection in 2009.
- (i) Signed as an unrestricted free agent by the Philadelphia Flyers

# 6 Sean O'Donnell

DEFENSE | oh-DAH-n-uhl, SHAWN


## MISCELLANEOUS STATS

YEAR	TEAM	LEAGUE	REGULAR SEASON								PLAYOFFS		
			PP	SH	GW	S	S%	+/-	TF	F%	PP	SH	GW
1994-95	Los Angeles	NHL	0	0	0	12	0	-2					
1995-96	Los Angeles	NHL	0	0	0	65	3.1	3					
1996-97	Los Angeles	NHL	2	0	0	68	7.4	-13					
1997-98	Los Angeles	NHL	0	0	1	71	2.8	7			0	0	0
1998-99	Los Angeles	NHL	0	0	0	64	1.6	1					
1999-00	Los Angeles	NHL	0	0	1	51	3.9	4			0	0	0
2000-01	Minnesota	NHL	1	0	2	58	0	-2					
2000-01	New Jersey	NHL	0	0	0	9	6.9	2			0	0	0
2001-02	Boston	NHL	1	0	2	112	2.7	27			0	0	0
2002-03	Boston	NHL	0	0	1	61	1.6	8					
2003-04	Boston	NHL	0	0	0	72	1.4	10			0	0	0
2005-06	Phoenix	NHL	0	0	0	23	4.3	3					
2005-06	Anaheim	NHL	0	0	0	10	10	3			0	0	1
2006-07	Anaheim	NHL	0	0	1	47	4.3	9			0	0	0
2007-08	Anaheim	NHL	0	1	0	25	8	9			0	0	0
2008-09	Los Angeles	NHL	0	0	0	32	0	2					
2009-10	Los Angeles	NHL	0	0	1	44	6.8	14			0	0	0
2010-11	FLYERS	NHL	0	0	0	34	2.9	8					
NHL TOTALS			4	1	9	858	3.6	93	0	0	0	0	1

# 36 Darroll Powe

CENTER | POW, DAH-rell

**BIRTHDATE:** June 22, 1985 | **BIRTHPLACE:** Saskatoon, Saskatchewan  
**HEIGHT:** 5'11" | **WEIGHT:** 212 | **SHOOTS:** Left | **SEASON:** 3rd NHL, 3rd Flyers



## 2010-11

Scored a shorthanded goal on a penalty shot at Tampa Bay on 2/15...As of 3/30, is T-15th in the NHL with two shorthanded goals...Played in his 200th game in the NHL and as a Flyer at New Jersey on 4/1.

## CAREER

**2009-10:** Finished second on the team in hits (183)... Reached new career highs in goals (9), assists (6), points (15) and games played (62) in a season... Appeared in his 100th NHL game on 2/6 at Minnesota... Surpassed career high in goals (6 – 2008 09) at Ottawa on 1/3... Recorded an assist in Game 1 of the Stanley Cup Final vs. Chicago, his 1st point of the playoffs)... Appeared in all 23 playoff games...**2008-09:** Posted a goal (1st NHL playoff goal) in Game 2 at Pittsburgh on Apr. 17... Made NHL playoff debut on Apr. 15 in Game 1 at Pittsburgh...Recipient of the Pelle Lindbergh Memorial Trophy as the Flyer who has most improved from the previous season, as voted by his teammates... Recorded a penalty shot goal at Ottawa on Apr. 4... Recorded two assists vs. Toronto on Apr. 3, his first multi-point game in NHL... Recorded his first NHL goal on Dec. 9 vs. NY Islanders... Made his NHL debut at New Jersey on Oct. 24...**2007-08:** Scored first career playoff goal in Game Two of the Eastern Division Semi-Finals vs. Albany with the Phantoms...Led team with four shorthanded goals in the regular season...**2006-07:** Scored his first professional goal on Mar. 31 vs. Binghamton...Recorded his first professional point (assist) on Mar. 25 vs. WBS...At Princeton, finished second on the team in scoring and posted career highs in goals (13), assists (15), points (28) and penalty minutes (109)... Also led the team in PPG (8)...**2005-06:** Played in 27 games for the Tigers... Was awarded the Vaughan Cup for perseverance and dedication to Princeton hockey...Won the team's top-athlete award winner for the second season...**2004-05:** Appeared in 30 games...scored five goals and added two assists for seven points...Received the team's strength and conditioning award...**2003-04:** Appeared in 29 games as a freshman...Recorded four goals and five assists for nine points to rank second among freshmen in scoring.

## CAREER RECORD

REGULAR SEASON								PLAYOFFS				
YEAR	TEAM	LEAGUE	GP	G	A	PTS	PIM	GP	G	A	PTS	PIM
2003-04	Princeton	ECAC	29	4	5	9	28	--	--	--	--	--
2004-05	Princeton	ECAC	30	5	2	7	41	--	--	--	--	--
2005-06	Princeton	ECAC	27	6	10	16	48	--	--	--	--	--
2006-07	Princeton (a)	ECAC	34	13	15	28	109	--	--	--	--	--
2006-07	Philadelphia	AHL	11	2	2	4	20	--	--	--	--	--
2007-08	Philadelphia	AHL	76	9	14	23	133	10	1	0	1	6
2008-09	FLYERS	NHL	60	6	5	11	35	6	1	2	3	7
	Philadelphia	AHL	8	4	3	7	20	--	--	--	--	--
2009-10	FLYERS	NHL	63	9	6	15	54	23	0	1	1	6
2010-11	FLYERS	NHL	81	7	10	17	41					
<b>NHL TOTALS</b>			<b>204</b>	<b>22</b>	<b>11</b>	<b>43</b>	<b>130</b>	<b>6</b>	<b>1</b>	<b>2</b>	<b>3</b>	<b>7</b>
<b>FLYERS TOTALS</b>			<b>204</b>	<b>22</b>	<b>11</b>	<b>43</b>	<b>130</b>	<b>29</b>	<b>1</b>	<b>3</b>	<b>4</b>	<b>13</b>

(a) Signed as a free agent by the Flyers, May 24, 2007.


## MISCELLANEOUS STATS

REGULAR SEASON											PLAYOFFS			
YEAR	TEAM	LEAGUE	PP	SH	GW	S	S%	+/-	TF	F%	MIN	PP	SH	GW
2008-09	FLYERS	NHL	0	0	0	72	8.3	-8	263	48.7	10:32	0	0	0
2009-10	FLYERS	NHL	0	0	0	103	8.7	0	210	45.2	12:05	0	0	0
2010-11	FLYERS	NHL	0	2	2	87	8	-6	134	49.2	12:17			
<b>NHL TOTALS</b>			<b>0</b>	<b>2</b>	<b>2</b>	<b>262</b>	<b>8.3</b>	<b>-14</b>	<b>607</b>	<b>47.7</b>	<b>11:38</b>	<b>0</b>	<b>0</b>	<b>0</b>

# 20 Chris Pronger

DEFENSE | PRAWN-guhr, KRIHS

**BIRTHDATE:** October 10, 1974 | **BIRTHPLACE:** Dryden, Ontario  
**HEIGHT:** 6'6" | **WEIGHT:** 220 | **SHOOTS:** Left | **SEASON:** 17th NHL, 2nd Flyers



## 2010-11

Scored two power play goals vs. NY Islanders on 10/30...Had a three-game point streak from 11/11-11/15 (OG, 3A)...Played in his 100th game as a Flyer vs. Tampa Bay on 11/18...Had two assists at Washington on 11/20... Underwent surgery on 12/17 to repair broken bone in foot, and missed 13 games...Had four assist game vs. Montreal on 1/25...Underwent surgery to repair broken hand on 3/17, and is expected to miss 3-4 weeks.

## CAREER

**2009-10:** Recipient of the Bobby Clarke Trophy as the team's most valuable player and recipient of the Barry Ashbee Trophy as the team's most outstanding defenseman, both as voted by a panel of sportscasters and sportswriters... Led the team in assists (45), blocks (189 – 5th in NHL), plus/minus (+22), average time-on-ice (25:55) and the Flyers defense in points (55), which also ranked third overall on the Flyers and fifth overall in the NHL... Became the first Flyers defenseman to record 50 or more points in a season since Eric Desjardins, who also had 55 points, did so in 1999-00... Played in his 1,100 NHL game on 4/2 vs. Montreal... Scored the game-winning-goal with 2.1 seconds left vs. Chicago on 3/13 (new Flyers home-ice record for latest GWG in 3rd)... Recorded his 500th NHL assist at Florida on 3/3... Won a gold medal with Team Canada for the second time (2002) in his fourth Olympics (2nd wearing an "A", 2002), where he had five points (5A) and a +3 rating in seven games... Had a five-game point streak (8pts – 1G,7A) from 1/3-1/12...Had recorded over 28 minutes of ice time in a game 11x this season and over 30 minutes six times... Had 11 multi-point games on the season... Had a six-game point streak (10/31-11/14)... Had first goal as a Flyer at New Jersey on 10/3... Reached his 1,500 penalty minute vs. NY Islanders on 12/8... Was +4 in Game 4 of the Stanley Cup Finals vs. Chicago... Had assist in Game 3 and two assists in Game 1... Had three assists in Eastern Conference Final vs. Montreal... Recorded 6 pts (2G,4A) in Eastern Conference Semi Finals ... Had 5 pts (2G,3A) in Eastern Conference Quarter Finals... Recorded a point in each of the first 4 games of the series... **2008-09:** Appeared in the Stanley Cup Playoffs for the 13th consecutive season, posting a total of 10 points (2G,8A) and 12 penalty minutes in 13 contests... Recorded four points (1G,3A), six PIM and a plus/minus rating of +6 in the Ducks' six-game series win over the President's Trophy winner, SJ, in the WCQF... Recorded six points (1G,5A) and six PIM in their seven-game series against the DET... Appeared in all 82 games for the first time in his NHL career... Finished second on Anaheim's defense in goals (11), assists (37) and points (48)... Finished the regular season ranked third on the Ducks' all-time points list (150), fourth on the goals list (36) and third on the assists list (114) for defensemen...Ranked second in the NHL in total TOI (2,183:20) and average TOI (26:57)... Collected his 600th NHL point on Mar. 18 vs. NSH... Appeared in his 1,000th NHL game, earning an assist, Feb. 20 at DET... Had a season-high six-game point streak (3G,5A-8pts) from Oct. 29-Nov. 7, falling one game shy of his career high... **2007-08:** Played 30+ minutes on eight times... Missed eight games from Mar. 15-Apr. 5 (suspension)...Missed two games (Feb. 29-Mar. 3) due to jaw fracture suffered on Feb. 24 vs. CHI... Appeared in his 900th NHL game (scored the GWG in OT for a 4-3 Ducks victory) on Dec. 10 at CBS... Recorded his 400th career assist on Oct. 15 vs. DET... Appeared in all six games against Dallas in the WCQF scoring five points (2G,3A), and finished tied with Ryan Getzlaf for the team lead in the playoffs... **2006-07:** Won his first Stanley Cup in his first season with ANH...Among playoff leaders, T-1st in plus/minus (+10), T-3rd in PPA, 4th in average TOI (30:11), T-4th in assists (12) and T-7th in points (15)... Ranked second among NHL defensemen and tied for second overall on the Ducks in postseason scoring...Set club records for goals, assists and points by defenseman in a postseason...Finished tied for second in club history for most points in a single playoff season...Had a five-game point streak with seven points (2G,5A) from Apr. 13-25, the longest by a Duck in the 2007 postseason...Had over 30 minutes of TOI 10 times in the playoffs...Finished the regular season ranked T-6th among NHL defensemen in points (59), sixth in assists (46) and first in points per game (.89)...Ranked fourth overall in the NHL in TOI (27:05)... Led the Ducks in plus/minus (+27)...Was a plus-or-even player in 58 of 66 games... Broke the club record for highest plus/minus by a defenseman in a season...Recorded his 500th NHL point on Feb. 15 at PHX...Missed seven games with a broken toe (Mar. 7-22) and nine games with a broken foot (Jan. 2-19)...Set a then club record for TOI with 33:01 on Nov. 1 vs. NYR... **2005-06:** Led Edmonton to the 2006 Stanley Cup Final...Recorded 21 points (5G,16A) in the playoffs, the most points scored by an NHL defenseman in the postseason since Brian Leetch had 34 points for the 1994 NYR...His playoff point total also



# 20 Chris Pronger

DEFENSE | PRAWN-guhr, KRIHS

led the Oilers and ranked third overall in the NHL...Ranked first in the NHL in playoff average TOI (30:57)... Played over 40 minutes twice in the playoffs...Recorded two points (1G,1A) in Game 1 of the SCF at CAR, including the first penalty shot goal in SCF history (there had been eight previous penalty shots taken in Final history, none resulting in goals)...Collected a team record-tying three assists in one period (second) in Game 5 of the WCQF on Apr. 29 at DET... Played a game-high 47:17 in Game 3 of the WCQF on Apr. 25 vs. DET...In the regular season, led Oilers defensemen with 56 points (12G,44A)...Was fourth in the NHL in average TOI (27:59)...Ranked fourth among NHL defensemen in power-play scoring and 15th overall with 42 points (10G,32A)...Led the Oilers in average TOI in 76 of 82 games, including a season-high 33:06 on Jan. 19 at SJ... Recorded 12 multiple-point games...Tied his career high for points (fourth time) and assists (second time) with four assists on Dec. 31 at CGY... Was acquired by EDM from STL in exchange for Eric Brewer, Doug Lynch and Jeff Woywitka, Aug. 2, 2005... **2003-04:** Led Blues defensemen and T-2nd in NHL with 54 points...Ranked second in the NHL in TOI (27:27)...Named to the All-Star Game for the fifth time...Finished third in Norris Trophy voting behind S. Niedermayer and Z. Chara...Tied his career high in goals (14)...Played his 700th NHL game on Feb. 16 vs. PHX...Tallied his 300th NHL assist on Mar. 9 vs. NYI and 400th NHL point on Apr. 3 at NSH...Moved into third place on the Blues all-time playoff games played list (83) in Game 3 of the WCQF vs. SJ... **2002-03:** Missed the majority of the season (77 games) after off-season wrist and knee surgery...Played in his first game on Mar. 29 vs. DET...Recorded his 50th career playoff point in Game 4 of the WCQF on Apr. 16 vs. VAN... **2001-02:** Scored 47 points (7G,40A), tying for eighth among NHL defensemen...Led the Blues and ranked 16th in the NHL in plus/minus (+16)...Played his 600th career NHL game on Jan. 8 at SJ... Selected to the All-Star Game for the fourth time (third as a starter)... **2000-01:** Played in a then career high 15 playoff games as the Blues advanced to the WCF...Did not play in the 2001 All-Star Game (injury)... Was sixth on the Blues in points (47) and third in plus/minus (+21) despite missing 31 games due to injury...Averaged nearly one point per game (0.9) with 47 points in 51 games...**1999-00:** Won both the Hart (MVP) and Norris Trophy (top defenseman), marking the first time the same player has won both since Bobby Orr (1972)...Led the Blues and all NHL defensemen with 48 assists and finished second among NHL defensemen with 62 points... Also led the NHL in plus/minus (+52)...Played his 500th NHL game on Mar. 20 vs. WSH...Recorded his 200th NHL point on Dec. 10 at CHI... **1998-99:** Recorded 12 multi-point games with STL, including three, three-point contests... Played in his 400th NHL game on Jan. 21 vs. TOR... **1997-98:** Named the 16th and youngest captain in STL history on Sept. 27... Led the NHL in plus/minus (+47)... Was a finalist for the Norris Trophy...Had his 100th career NHL assist on Apr. 4 vs. COL...Had 10 points (1G,9A) in 10 playoff games... **1996-97:** Led St. Louis in plus/minus (+15)... **1995-96:** Played his first season in STL... Was acquired by STL from Hartford in exchange for Brendan Shanahan on July 27, 1995...Ranked second among STL defensemen with 25 points (7G,18A)... Added six points in the postseason (1G,5A)... **1994-95:** Completed his second season with Hartford in the lockout-shortened season... Had 14 points in 43 regular season games... **1993-94:** Appeared in his rookie season with Hartford...Was named to the NHL All-Rookie Team and won the club's Most Valuable Defenseman Award...Led all Whalers defensemen with 30 points (5G,25A)...Played in his first NHL game on Oct. 6 at MTL... Recorded his first NHL point (assist) on Oct. 9, 1993 vs. PHI...Scored his first NHL goal on Nov. 6, 1993 at NYI... **International:** Has represented Team Canada on several occasions, including three Olympic Games (1998, 2002 & 2006)... Was alternate captain for Team Canada at the 2002 Winter Olympics at Salt Lake City, which won gold medal...Also played for Canada at the World Cup (1996 & 2004)... Represented Canada at the 1992 World Jr. Championships... **Miscellaneous:** Was named to the OHL's First All-Star Team and Canadian Major Junior's First All-Star Team in 1993...also named Canadian Major Junior's Defenseman of the Year in 1993.

# 20 Chris Pronger

DEFENSE | PRAWN-guhr, KRIHS

## CAREER RECORD

YEAR	TEAM	LEAGUE	REGULAR SEASON					PLAYOFFS				
			GP	G	A	PTS	PIM	GP	G	A	PTS	PIM
1991-92	Peterborough Petes	OHL	63	17	45	62	90	10	1	8	9	28
1992-93	Peterborough Petes	OHL	61	15	62	77	108	21	15	25	40	51
1993-94	Hartford Whalers (a)	NHL	81	5	25	30	113	--	--	--	--	--
1994-95	Hartford Whalers	NHL	43	5	9	14	54	--	--	--	--	--
1995-96	St. Louis Blues (b)	NHL	78	7	18	25	110	13	1	5	6	16
1996-97	St. Louis Blues	NHL	79	11	24	35	143	6	1	1	2	22
1997-98	St. Louis Blues	NHL	81	9	27	36	180	10	1	9	10	26
1998-99	St. Louis Blues	NHL	67	13	33	46	113	13	1	4	5	28
1999-00	St. Louis Blues (c, d)	NHL	79	14	48	62	92	7	3	4	7	32
2000-01	St. Louis Blues	NHL	51	8	39	47	75	15	1	7	8	32
2001-02	St. Louis Blues	NHL	78	7	40	47	120	9	1	7	8	24
2002-03	St. Louis Blues	NHL	5	1	3	4	10	7	1	3	4	14
2003-04	St. Louis Blues	NHL	80	14	40	54	88	5	0	1	1	16
2005-06	Edmonton Oilers (e)	NHL	80	12	44	56	74	24	5	16	21	26
2006-07	Anaheim Ducks (f,g)	NHL	66	13	46	59	69	19	3	12	15	26
2007-08	Anaheim Ducks	NHL	72	12	31	43	128	6	2	3	5	12
2008-09	Anaheim Ducks (h)	NHL	82	11	37	48	88	13	2	8	10	12
2009-10	FLYERS	NHL	82	10	45	55	79	23	4	14	18	36
2010-11	FLYERS	NHL	50	4	21	25	44					
NHL TOTALS			1154	156	530	686	1580	147	22	80	102	286
FLYERS TOTALS			50	14	66	80	79	23	4	14	18	36

(a) Drafted by the Hartford Whalers in the first round (2nd Overall) in the 1993 NHL Entry Draft.

(b) Traded to St. Louis by Hartford for Brendan Shanahan, July 27, 1995.

(c) Won the Hart Memorial Trophy in 2000.

(d) Won the James Norris Memorial Trophy in 2000

(e) Traded to Edmonton by St. Louis for Eric Brewer, Doug Lynch and Jeff Woywitka, August 2, 2005.

(f) Traded to Anaheim by Edmonton for Joffrey Lupul, Ladislav Smid, Anaheim's 1st round choice in 2007 Entry Draft and Anaheim's 1st and 2nd round choices in 2008 Entry Draft, July 3, 2006.

(g) Won the Stanley Cup with the Anaheim Ducks, 2007.

(h) Traded to Philadelphia by Anaheim with center Ryan Dingle for right wing Joffrey Lupul, Luca Sbisa, Philadelphia's first-round pick in the 2009 Entry Draft (No. 21), a first-round pick in the 2010 Entry Draft, and a conditional pick in the 2010 or 2011 Entry Draft, June 26, 2009.

## MISCELLANEOUS STATS

		REGULAR SEASON										PLAYOFFS		
YEAR	TEAM	LEAGUE	PP	SH	GW	S	S%	+/-	TF	F%	MIN	PP	SH	GW
1993-94	Hartford	NHL	2	0	0	174	2.9	-3	--	--	0:00	--	--	--
1994-95	Hartford	NHL	3	0	1	94	5.3	-12	--	--	0:00	--	--	--
1995-96	St Louis	NHL	3	1	1	138	5.1	-18	--	--	0:00	1	0	0
1996-97	St Louis	NHL	4	0	0	147	7.5	15	--	--	0:00	1	0	0
1997-98	St Louis	NHL	1	0	2	145	6.2	47	--	--	27:18	1	0	0
1998-99	St Louis	NHL	8	0	0	172	7.6	3	--	--	30:36	1	0	0
1999-00	St Louis	NHL	8	0	3	192	7.3	52	--	--	30:14	3	0	2
2000-01	St Louis	NHL	4	0	0	121	6.6	21	--	--	27:44	1	0	0
2001-02	St Louis	NHL	4	1	3	204	3.4	23	--	--	29:28	1	0	0
2002-03	St Louis	NHL	0	0	0	11	9.1	-2	--	--	21:38	1	0	0
2003-04	St Louis	NHL	7	0	3	203	6.9	-1	--	--	27:27	0	0	0
2005-06	Edmonton	NHL	10	0	3	155	7.7	2	--	--	27:59	5	0	0
2006-07	Anaheim	NHL	8	0	2	166	7.8	27	--	--	27:05	3	0	0
2007-08	Anaheim	NHL	8	0	4	182	6.6	-1	--	--	26:00	2	0	0
2008-09	Anaheim	NHL	4	0	2	196	5.6	0	--	--	26:56	2	0	0
2009-10	FLYERS	NHL	5	0	2	175	5.7	22	--	--	25:55	3	0	0
2010-11	FLYERS	NHL	3	0	1	112	3.6	7	--	--	22:29:00			
NHL TOTALS			82	2	27	2587	6.2	182	--	--	20:38:11	13	0	3

# 18 Mike Richards

CENTER | RIH-chaahds, MIGHK

**BIRTHDATE:** February 11, 1985 | **BIRTHPLACE:** Kenora, Ontario  
**HEIGHT:** 5'11" | **WEIGHT:** 195 | **SHOOTS:** Left | **SEASON:** 6th NHL, 6th Flyers



## 2010-11

Had a three-point game (1G, 2A) vs. Toronto on 10/23...Had a six-game point streak (2G, 5A) from 10/26-11/6...Had an assist, the 300th point of his career, and scored his 22nd career shorthanded goal, passing Rick MacLeish for 5th in Flyers history, vs. Ottawa on 11/15...Had points in 10 of 12 games (8G, 10A) from 10/26-11/22...Played in his 400th career NHL game at NY Islanders on 12/5...Had a four-point game (2G, 2A) at Los Angeles on 12/30...Recorded his 200th assist as a Flyer and in the NHL, as part of a four-point game (2G, 2A), vs. Ottawa on 1/20...Had three assist game vs. Atlanta on 3/12...Scored two power play goals, tying his career high, at Ottawa on 4/5...Finished the season tied for the team lead in shorthanded goals (3 – T-10th in NHL) and second in shorthanded assists (3 – T-2nd in NHL) and shorthanded points (6 – T-5th in NHL).

## CAREER

**2009-10:** Winner of the Toyota Cup as the Flyer who accumulated the most points associated with being selected as a "Star of the Game." Richards was named First Star seven times, Second Star five times and Third Star three times... Led the Flyers in points (62) and finished second in goals (31), a career high... Finished tied for third in assists (31)... Led the team in PPG (13), PPP (31) and tied for second in PPA (18)... Finished the regular season with three goals in his last three games... Had a six-game point streak (3G, 6A) from 2/13-3/9... Had four points (1G, 3A) at Tampa Bay on 3/2 (4th career 4+ point game)... Won a gold medal in his first Olympics, where he had five points (2G, 3A) and was a +5 in seven games for Canada... His first goal at Calgary on 2/1 was his 100th in the NHL... Had a five-game point streak (6pts - 3G, 3A) from 1/3-1/12... Had 12 multi-point games on the year (5 of which were three-point games)... Recorded a hat trick on 10/6, which was the first by a Flyer in franchise history in a home opener... Registered a five-game point streak (8pts - 6G, 2A) to start the season 10/2-10/10... Posted 7 goals and 16 assists for 23 points in 23 games. Recorded an assist in Game 2 of the Stanley Cup Final vs. Chicago... Had 3 pts (1G, 2A) in Game 5 of Eastern Conference Final vs. Montréal ... Recorded an assist in Game 2...Posted nine points in Eastern Conference Semifinals vs. Boston... Recorded first career 3-point playoff game in Game 1... Had 8 pts (2G, 6A) in Eastern Conference Quarterfinals vs. New Jersey, doing so by posting two-point nights in four of the five games of the series... **2008-09:** Recorded at least a point in five of six games in the Flyers' ECQF series vs. PIT recording five points (1G, 4A)... Tied for the team lead in playoff scoring... Winner of the Bobby Clarke Trophy (second consecutive season) as the team's most valuable player, as selected by a panel of sportscasters and sportswriters... Set a new career highs in points (80), goals (30), assists (50) and point-scoring streak: 8 games (Oct. 28-Nov. 15, 9PTS, 1G, 8A) and (Nov. 29-Dec. 16, 15PTS, 7G, 8A)... Set career highs in a single game in points (5), assists (4) and plus/minus (+5)... His 5-on-3 shorthanded goal at NYR on Feb. 15, marked his third career shorthanded goal on a 5-on-3 in his career becoming the first Flyer and first player in NHL history to score three goals while shorthanded on 5-on-3... On Feb. 21 vs. PIT, Richards tied the Flyers All-Time single season record for most shorthanded goals (7 - Brian Propp, 1984-85 & Mark Howe, 1985-86)... Led the NHL in shorthanded goals (7)... Led the team in assists (50) and power-play points (33)... He finished second in points (80) and plus/minus rating (+22)... He finished tied for third in goals (30) and led all forwards in average ice time (21:44)... Finished the season with at least a point in five of his last eight contests (2G, 4A)... Had a career-high five points (2G, 3A), including a career-high +5 rating vs. Buffalo on Feb. 19... Recorded shorthanded goals in three consecutive games (Feb. 15-21), becoming the first players since Joe Sakic (COL, Oct. 15-24, 1998) to accomplish that feat... He missed three games (Feb. 4-8) due to the flu... Led the team in scoring in the month of January with 11 points (3G, 8A) in 12 games... Posted back-to-back three point games on Dec. 16 vs. COL (1G, 2A) and Dec. 13 vs. PIT (1G, 2A)... Led the team in October in points (13) and assists (9) in 10 games... Posted a career-high four assists at New Jersey on Oct. 24... **2007-08:** Scored a goal on a penalty shot, his first career NHL playoff goal, and an assist vs. WSH in Game 3 of the ECQF series on Apr. 15...Is one of two Flyers to have a successful penalty shot in the playoffs (Lindros at Buffalo on May 11, 1997)...Is one of only two players in NHL history to record their first career NHL playoff goal on a penalty shot (Minnesota's Wayne Connolly in 1968)... Winner of the Bobby Clarke Trophy as the team's most valuable player, selected by a panel of sportscasters and sportswriters...Recipient of the Gene Hart Memorial Award, presented annually to the Flyer who has the best rapport with the fans as voted by the Philadelphia Flyers Fan Club Board of Directors...At the time, set new career high for goals (28), assists (47) and points (75) in a season... Led the team in assists (47), points (75 - 25th in NHL) and SHG (5 – T-3rd in NHL)...Was tied for the team lead in GWG (6)... Was first on the team in average TOI among forwards (21:30)... Was second on the team in PPP (31) and plus/minus (+14)... Was T-2nd on the team in PPA (23) and hits (110)...Was third on the team in shots (212)... Was scoreless at PIT on Apr.

# 18 Mike Richards

CENTER | RIH-chaahds, MIGKH

2, ending his six-game point-scoring streak (4G,3A – tied career high for point-scoring streak)... Missed nine games (Feb. 25-Mar. 12) due to a torn left hamstring sustained vs. FLA on Feb. 23 (team had a 5-2-2 record in the nine games that he missed)...Game vs. FLA on Feb. 23 was his 200th career NHL game...Was named to the Eastern Conference All-Star Team for first time (posted an assist in the game on Jan. 27)... Scoreless vs. BOS on Jan. 12, ending his 16-game point-scoring streak at home (tied team record)...Posted three assists at NYR on Jan. 10, tying a career high for assists in a game, at the time... His assist vs. BUF on Dec. 22 was his 24th assist of the season, setting a new career high for assists in a season at the time... His assist vs. MTL on Dec. 13 was his 35th point of the season, setting new career high for points in a season, at the time...Signed a 12-year contract extension on Dec. 13... His third assist vs. PIT on Dec. 11 was his 100th career NHL point... His goal vs. WSH on Nov. 23 was his 12th goal of the season to set new career high for goals in a season, at the time... Was named First Star at VAN on Oct. 10 after recording two goals and two assists... His four points at Vancouver on Oct. 10 were a new career high at the time... **2006-07:** Led the team in SHG (4)... Recorded 18 points (6G,12A) over his last 16 games of the season... Missed seven games (Mar. 21-Apr. 5) due to a left shoulder separation sustained vs. FLA on Mar. 20... Was scoreless vs. FLA on Mar. 8, ending his four-game assist streak (4A)... Posted three assists at BUF on Feb. 20 (tied career high for assists in a game)... Missed 16 games (Dec. 12-Jan. 13) recovering from surgery performed on Dec. 12 to repair a sports hernia... His goal vs. CBS on Nov. 24 was his first goal of the season (ended his 40-game goalless streak)... Game vs. PIT on Nov. 20 was his 100th career NHL game... Registered a career-high three assists at LA on Nov. 16... Was unsuccessful on penalty shot attempt against Ryan Miller on Oct. 17 vs. BUF...**2005-06:** Was tied for first among NHL rookies in shorthanded goals (3)... Was named First Star vs. NY Islanders on Feb. 8 after scoring his first career NHL hat trick (2 SHG & 1 GWG)... Missed two games (Dec. 17-19) due to a head injury sustained vs. VAN on Dec. 15... Missed game vs. TB on Nov. 22 due to a sprained right wrist sustained in practice on Nov. 21... His SHG at TOR on Oct. 22 was the Flyers' first SHG scored while two men down since Terry Carkner scored while two men short vs. WSH on Dec. 5, 1991... Posted two assists vs. NJ on Oct. 7, his first assist in the NHL and his first multiple-point game in the NHL... Scored his first career NHL goal in his first career NHL game vs. NYR on Oct. 5...**Junior Career:** In four seasons with the Kitchener Rangers (OHL - 2001-02 through 2004-05), he registered 115 goals and 177 assists for 292 points and 308 penalty minutes in 233 regular season games...Served as Kitchener's captain for two seasons (2003-04 & 2004-05)... **2004-05:** Posted 58 points (22G,36A) and 75 penalty minutes in 43 regular season games for Kitchener... Finished third on the team in assists and points and was tied for second in the OHL in shorthanded goals (5)...Was named to the OHL Second All-Star Team...Won two categories ("Best on Faceoffs" and "Best Penalty Killer") in the OHL 2004-05 Coaches Poll – Western Conference... Recorded 28 points (11G,17A) in 15 playoff games... His 28 points were third in the OHL... Helped Kitchener advanced to Western Conference Championship series... Joined the Phantoms at the conclusion of the season... Registered 15 points (7G,8A) in 14 playoff games... Was the captain of Team Canada at the 2005 IIHF WJC, recording five points (1G,4A) in six games, as Canada won the gold medal... **2003-04:** Was named "third best player" across the Canadian Hockey League in Prospects Hockey's "Top 35" Poll... Was named to the 2003-04 OHL Scholastic Team...Was Kitchener's nominee for Bobby Smith Trophy as OHL Scholastic Player of the Year...Was first on team in goals (36 – T-11th in OHL), assists (53 – T-11th in OHL), points (89 -7th in OHL), SHG (4) and was second on team in plus/minus (+21)...Was a member of Team Canada which captured the silver medal at the 2004 WJC...Tied for first in the tournament in plus/minus (+11)...Posted five points (2G,3A) in six games for Team Canada...Was named Best Penalty Killer in the OHL's 2003- 04 Coaches Poll - Western Conference...Played for the Western Conference in the 2004 OHL All-Star Classic... **2002-03:** Led Kitchener in goals (37) and points (87 - 12th in OHL)...Was tied for first on the team in assists (50)...Was named to the 2003 Memorial Cup All-Star Team after he helped Kitchener capture the 2003 Memorial Cup Championship...Was a member of Team Canada that won the gold medal at the 2002 Under-18 Eight Nations Cup...Ranked 30th among North American prospects on Central Scouting's final report...**International Career:** Was the captain of Team Canada at the 2005 IIHF World Junior Championships, recording five points (1G,4A) in six games, as Canada won the gold medal...Was a member of Team Canada which captured the silver medal at the 2004 World Junior Championships...Was a member of Team Canada that won the gold medal at the 2002 under-18 Eight Nations Cup.

# 18 Mike Richards

CENTER | RIH-chaahds, MIGHK

## CAREER RECORD

YEAR	TEAM	LEAGUE	REGULAR SEASON					PLAYOFFS				
			GP	G	A	PTS	PIM	GP	G	A	PTS	PIM
2001-02	Kitchener	OHL	65	20	38	58	52	4	0	1	1	6
2002-03	Kitchener (a, b)	OHL	67	37	50	87	99	21	9	18	27	24
2003-04	Kitchener	OHL	58	36	53	89	82	1	0	0	0	0
2004-05	Kitchener (c)	OHL	43	22	36	58	75	15	11	17	28	36
	Philadelphia	AHL	--	--	--	--	--	14	7	8	15	28
2005-06	FLYERS	NHL	79	11	23	34	65	6	0	1	1	0
2006-07	FLYERS	NHL	59	10	22	32	52	--	--	--	--	--
2007-08	FLYERS	NHL	73	28	47	75	76	17	7	7	14	10
2008-09	FLYERS	NHL	79	30	50	80	63	6	1	4	5	6
2009-10	FLYERS	NHL	82	31	31	62	79	23	7	16	23	18
2010-11	FLYERS	NHL	81	23	43	66	62					
NHL TOTALS			453	133	216	349	397	52	8	12	20	16
FLYERS TOTALS			453	133	216	349	397	52	15	28	43	34

(a) Named to Memorial Cup Tournament All-Star Team.

(b) Drafted from Kitchener by the Flyers in the first round (24th overall) of the 2003 NHL Entry Draft.

(c) Named to OHL Second All-Star Team


## MISCELLANEOUS STATS

YEAR	TEAM	LEAGUE	REGULAR SEASON								PLAYOFFS			
			PP	SH	GW	S	S%	+/-	TF	F%	MIN	PP	SH	GW
2005-06	FLYERS	NHL	1	3	1	168	6.5	6	914	45.7	15:22	0	0	0
2006-07	FLYERS	NHL	1	4	3	130	7.7	-12	978	47.8	17:50	--	--	--
2007-08	FLYERS	NHL	8	5	6	212	13.2	14	1381	50.5	21:30	1	2	0
2008-09	FLYERS	NHL	8	7	4	238	12.6	22	1660	49	21:44	1	0	0
2009-10	FLYERS	NHL	13	1	3	237	13.1	-2	1373	50.7	20:24	2	1	1
2010-11	FLYERS	NHL	5	3	4	184	12.5	11	1216	49.8	18:53			
NHL TOTALS			36	23	21	1169	11.4	39	7522	49	19:20	4	3	1

# 45 Jody Shelley

FORWARD | SHEH-lee, JOH-dee

**BIRTHDATE:** February 7, 1976 | **BIRTHPLACE:** Thomson, MB Canada  
**HEIGHT:** 6'3" | **WEIGHT:** 230 | **SHOOTS:** Left | **SEASON:** 10th NHL, 1st Flyers



## 2010-11

Missed four straight games from 1/25-2/13 with influenza...Recorded first assist as a Flyer vs. Calgary on 11/26...Scored first goal as a Flyer at Minnesota on 11/24...Recorded 1400th penalty minute at Toronto on 12/9...Missed two games (12/14-12/15) due to suspension for hit on Boston's McQuaid on 12/11...Missed the team's final 12 regular season games due to a broken orbital bone.

## CAREER

**2009-10:** Scored first goal as a Ranger and registered a season-high four shots on April 9th. Posted a plus or even rating in 51 of his 56 games, including 24 of last 26... Recorded his first point as a Ranger with an assist, and had three shots and three hits on Mar. 10 at New Jersey...Made his Rangers debut on Feb. 14 vs. Tampa Bay after begin acquired from San Jose on Feb. 12... Played in 500th career NHL game against LAK on 1/4. **2008-09:** Led team with 16 fighting majors and in PIM...Sixth on team in hits (125)... Posted first point of the season (assist) vs. Detroit on Oct. 30... **2007-08:** Set Sharks single-game franchise high with 41 PIM on April 6 at Dallas...Scored first goal as a Shark on March 3 vs. Montreal...Had seven fighting majors with the Sharks and six with the Blue Jackets (13 total)...Earned first fighting major as a Shark, seventh of the season, against Nashville's Darcy Hordichuk on Feb. 9...Registered first point with the Sharks (assist) vs. his former team Columbus on Feb. 8...Made Sharks debut as part of the starting lineup on Feb. 2 vs. Chicago... Traded to the Sharks from Columbus on Jan. 29. **2006-07:** Second on Columbus in PIM...Netted his first goal of the season on Feb. 25 vs. Nashville...Had season-high 17 PIM twice (Feb. 22 vs. Edmonton and Oct. 28 at New Jersey)... **2005-06:** Led Columbus in penalty minutes (fourth in NHL) and ranked second (tied) in games played...Set career highs in assists and points and matched his career high in goals...Had a season-high 20 PIM Jan. 11 vs. Pittsburgh...Set his career high with two assists on Nov. 26 vs. St. Louis...Played in his 200th NHL game on Oct. 12 vs. San Jose...Scored his first career game-winning goal on Oct. 9 at Chicago...2004-05: Played with JYP Jyväskylä in Finland...**2003-04:** Fourth in the NHL in penalty minutes and second in majors (30)...Tied career high in goals(3)...Notched first multi-goal game of his NHL career with a pair on Nov. 9 vs. Calgary...**2002-03:** Led the NHL in penalty minutes...Set Columbus team record with 29 PIM on Feb. 21 at San Jose...Registered first multi-point game of his NHL career (goal and assist) Dec. 14 at Detroit... **2001-02:** Ranked 10th in the NHL, second among rookies, in penalty minutes...Led team in plus/minus (plus-1)...Began season in Syracuse...**2000-01:** Made NHL debut on Feb. 17 vs. Pittsburgh, collecting 10 PIM...Led AHL in PIM and established Syracuse team record...**1999-00:** Split season with Saint John (AHL) and Johnstown (ECHL)...**1998-99:** Registered career high in goals and points in 52 games with Johnstown along with 325 PIM...Scoreless in eight games with Saint John...**1997-98:** Made professional debut with Saint John...Played 19 games at Dalhousie University, notching 17 points along with 145 PIM.

# 45 Jody Shelley

FORWARD | SHEH-lee, JOH-dee

## CAREER RECORD

YEAR	TEAM	LEAGUE	REGULAR SEASON					PLAYOFFS				
			GP	G	A	PTS	PIM	GP	G	A	PTS	PIM
1994-95	Halifax Mooseheads	QMJHL	72	10	12	22	194	7	0	1	1	12
1995-96	Halifax Mooseheads	QMJHL	50	13	19	32	319	6	0	2	2	36
1996-97	Halifax Mooseheads	QMJHL	58	25	19	44	448	17	6	6	12	123
1997-98	Dalhousie U. Tigers (a)	AJAA	19	6	11	17	145	--	--	--	--	--
1997-98	St. John Flames	AHL	18	1	1	2	50	--	--	--	--	--
1998-99	St. John Flames	AHL	8	0	0	0	46	--	--	--	--	--
1998-99	St. Johnstown Chiefs	ECHL	52	12	17	29	325	--	--	--	--	--
1999-00	St. Johnstown Chiefs	ECHL	36	9	17	26	256	--	--	--	--	--
1999-00	St. John Flames	AHL	22	1	4	5	93	3	0	0	0	2
2000-01	Blue Jackets (c)	NHL	1	0	0	0	10	--	--	--	--	--
2000-01	Syracuse Crunch (b)	AHL	69	1	7	8	357	5	0	0	0	21
2001-02	Blue Jackets	NHL	52	3	3	6	206	--	--	--	--	--
2001-02	Syracuse Crunch	AHL	22	3	5	8	165	--	--	--	--	--
2002-03	Blue Jackets	NHL	68	1	4	5	249	--	--	--	--	--
2003-04	Blue Jackets	NHL	76	3	3	6	228	--	--	--	--	--
2004-05	JYP Jyväskylä (d)	Finland	11	0	1	1	20	3	0	0	0	25
2005-06	Blue Jackets	NHL	80	3	7	10	163	--	--	--	--	--
2006-07	Blue Jackets	NHL	72	1	1	2	125	--	--	--	--	--
2007-08	Blue Jackets	NHL	31	0	0	0	44	--	--	--	--	--
2007-08	Sharks (e)	NHL	31	1	6	7	91	6	0	0	0	2
2008-09	Sharks	NHL	70	2	2	4	116	1	0	0	0	0
2009-10	Sharks (f)	NHL	36	0	3	3	78	--	--	--	--	--
2009-10	Rangers (g)	NHL	21	2	4	6	37	--	--	--	--	--
2010-11	FLYERS	NHL	58	2	2	4	127	--	--	--	--	--
<b>NHL TOTALS</b>			<b>596</b>	<b>18</b>	<b>35</b>	<b>53</b>	<b>1474</b>	<b>7</b>	<b>0</b>	<b>0</b>	<b>0</b>	<b>2</b>

(a) Signed as a free agent by Calgary, September 1, 1998.

(b) Signed as a free agent by Syracuse (AHL), September 15, 2000.

(c) Signed as a free agent by Columbus, January 31, 2001.

(d) Signed as a free agent by Jyväskylä (Finland), January 17, 2005.

(e) Traded to San Jose by Columbus for San Jose's 6th round choice in 2009 Entry Draft, January 29, 2008.

(f) Signed as a free agent by the Flyers on July 1, 2010.

(g) Traded to New York Rangers by San Jose for a 6th round choice in 2011


## MISCELLANEOUS STATS

MISCELLANEOUS STATS														
		REGULAR SEASON										PLAYOFFS		
YEAR	TEAM	LEAGUE	PP	SH	GW	S	S%	+/-	TF	F%	MIN	PP	SH	GW
2000-01	Columbus	NHL	0	0	0	0	0	0	--	--	--	--	--	--
2001-02	Columbus	NHL	0	0	0	35	8.6	1	--	--	--	--	--	--
2002-03	Columbus	NHL	0	0	0	39	2.6	-5	--	--	--	--	--	--
2003-04	Columbus	NHL	1	0	0	62	4.8	-10	--	--	--	--	--	--
2005-06	Columbus	NHL	0	0	1	39	7.7	-4	--	--	--	--	--	--
2006-07	Columbus	NHL	0	0	0	32	3.1	-6	--	--	--	--	--	--
2007-08	Columbus	NHL	0	0	0	10	0	-2	--	--	--	--	--	--
2007-08	San Jose	NHL	0	0	0	31	3.2	-2	--	--	--	0	0	0
2008-09	San Jose	NHL	0	0	1	44	4.5	-6	--	--	--	0	0	0
2009-10	San Jose	NHL	0	0	0	20	0	1	--	--	--	--	--	--
2009-10	NY Rangers	NHL	0	0	0	29	6.9	4	--	--	--	--	--	--
2010-11	FLYERS	NHL	0	0	0	31	6.5	0	4	50	6:10	--	--	--
NHL TOTALS			1	0	2	372	4	-29	4	50	6:10	0	0	0

# 26 Danny Syvret

DEFENSE | SIHV-reht, DA-nee

**BIRTHDATE:** June 13, 1985 | **BIRTHPLACE:** Millgrove, Ontario  
**HEIGHT:** 5'11" | **WEIGHT:** 203 | **SHOOTS:** Left | **SEASON:** 5th NHL, 3rd Flyers



## 2010-11

Recorded one goal, one assist, and four penalty minutes with Anaheim...Acquired by the Flyers along with Rob Bordson from Anaheim on 11/21, and was immediately loaned to Adirondack...recorded nine goals and 21 assists for 31 points in 45 games with Adirondack...Recalled from Adirondack on 4/2...Appeared in four games for the Flyers and had two penalty minutes.

## CAREER

**2009-10:** Appeared in 21 games for the Flyers last season, scoring two goals and adding two assists for four points... one of the goals came in the NHL Winter Classic against the Boston Bruins at Fenway Park, where Syvret posted his first NHL goal and the only one of the game for the Flyers... also appeared in 15 games for the Phantoms last season, posting five goals and eight assists...**2008-09:** Acquired by Philadelphia from Edmonton in exchange for Ryan Potulny on 6/6...Finished second among all AHL defensemen in scoring with 12 goals and 45 assists for 57 points in 76 games for the Phantoms in the team's final year in Philadelphia... Named to the AHL All-Star team...played two games for the Flyers..**2007-08:** Played in 36 games with the Springfield Falcons of the American Hockey League and recorded one goal and seven assists for eight points... Also played in the AHL with the Hershey Bears, and recorded one goal and 11 assists..**2006-07:** Played in 16 games with Edmonton...Recorded his first NHL point, an assist...Played in 57 games with Grand Rapids of the AHL and recorded four goals, 16 assists for 20 points..**2005-06:** Drafted by Edmonton in the third round (81st overall) in 2005 NHL Entry Draft...Made his professional debut with the Hamilton Bulldogs of the AHL... Had 21 assists and 38 penalty minutes for Hamilton...Played in 10 games with Edmonton and had six penalty minutes..**Junior Career:** Played four seasons with the London Knights of the Ontario Hockey League... Played in 199 games for the Knights and recorded 34 goals, 88 assists for 122 points, along with 96 penalty minutes...During 2004-05 season, scored 23 goals and added 46 assists for 69 points and had a +70 rating in 62 games...Named to the OHL All-Star game in 2004-05...Won the Canadian Major Junior – Dewalt Top Defenseman Award, as well as the Max Kaminsky Award as the OHL's Most Outstanding Defenseman for the 2004-05 season.

## CAREER RECORD

YEAR	TEAM	LEAGUE	REGULAR SEASON					PLAYOFFS				
			GP	G	A	PTS	PIM	GP	G	A	PTS	PIM
2002-03	London	OHL	68	8	14	22	31	14	1	6	7	11
2003-04	London	OHL	68	3	28	31	32	15	1	6	7	4
2004-05	London (a)	OHL	62	23	46	69	33	18	5	15	20	4
2005-06	Hamilton	AHL	62	0	20	20	38	--	--	--	--	--
	Edmonton	NHL	10	0	0	0	6	--	--	--	--	--
2006-07	Grand Rapids	AHL	57	4	16	20	16	--	--	--	--	--
	Edmonton	NHL	16	0	1	1	6	--	--	--	--	--
2007-08	Springfield	AHL	36	1	7	8	14	--	--	--	--	--
	Hershey (b)	AHL	27	1	11	12	29	5	0	0	0	0
2008-09	FLYERS	NHL	2	0	0	0	0	--	--	--	--	--
	Philadelphia	AHL	76	12	45	57	44	4	0	1	1	0
2009-10	FLYERS	NHL	21	2	2	4	12	--	--	--	--	--
	Adirondack	AHL	15	5	8	13	6	--	--	--	--	--
2010-11	Syracuse (c)	AHL	8	0	4	4	11	--	--	--	--	--
	Anaheim	NHL	6	1	1	2	4	--	--	--	--	--
	Adirondack (d)	AHL	15	5	8	13	6	--	--	--	--	--
	FLYERS	NHL	4	0	0	0	2	--	--	--	--	--
<b>NHL TOTALS</b>			<b>59</b>	<b>3</b>	<b>4</b>	<b>7</b>	<b>30</b>	<b>0</b>	<b>0</b>	<b>0</b>	<b>0</b>	<b>0</b>
<b>FLYERS TOTALS</b>			<b>27</b>	<b>2</b>	<b>2</b>	<b>4</b>	<b>14</b>	<b>0</b>	<b>0</b>	<b>0</b>	<b>0</b>	<b>0</b>

(a) Drafted by Edmonton in the third round, 81st overall, of the 2005 NHL Entry Draft.

(b) Acquired by Flyers from Edmonton in exchange for Ryan Potulny on June 6, 2008

(c) Signed as a free agent with Anaheim, July 21, 2010

(d) Acquired from Anaheim along with Rob Bordson in exchange for Patrick Maroon and David Laliberte, November 21, 2010



# 44 Kimmo Timonen

DEFENSE | TEEM-oh-nehn, KEE-moh

**BIRTHDATE:** March 18, 1975 | **BIRTHPLACE:** Kuopio, Finland  
**HEIGHT:** 5'10" | **WEIGHT:** 194 | **SHOOTS:** Left | **SEASON:** 12th NHL, 4th Flyers



## 2010-11

Had a three-point game (1G, 2A) vs. NY Islanders on 10/30...Had points in eight of nine games (1G, 10A) from 10/29-11/15...Had a five-game point streak (1G, 5A) from 1/6-1/14...Recorded his 100th career NHL goal vs. Buffalo on 3/5.

## CAREER

**2009-10:** Finished second on the team in assists (33)... Played in 800th NHL game on 3/18 at Dallas... Won a bronze medal with Team Finland for the second time (1998) in his fourth Olympics, where he recorded four points (2G,2A) and a +2 rating in six games... Reached his 100th assist as a Flyer vs. Pittsburgh on 1/24... Reached his 200th game as a Flyer on 1/7 at Pittsburgh... Recorded his 400th NHL point (assist) vs. Buffalo on 11/14... Recorded his 300th NHL assist vs. Washington on 10/6... Had a four-game point streak, recording four assists (10/27-11/6)... Had a goal and assist in Game 5 of Stanley Cup Final vs. Chicago... Had an assist in Game 4... Had three assists in Eastern Conference Finals vs. Montréal... Had assist on game winning goal in Game 4... Had two assists in Eastern Conference Semi Finals vs. Boston... Had three assists in Eastern Conference Quarter Finals vs. New Jersey... **2008-09:** Appeared in six games of the ECQF's vs. PIT... Recipient of the Barry Ashbee Trophy (second consecutive year) as the team's most outstanding defenseman, as voted by a panel of sportscasters and sportswriters... Set new career highs in a single game for assists (4) and TOI (31:40)... Appeared in his 700th NHL game at STL on Jan. 31... Led the team in blocked shots (164) and finished second on the team in average TOI (24:31) and tied for second on the team in assists (40)... Led the defense in assists and points (43)... Had two assists and a +4 rating vs. TOR on Apr. 3... Had 10 points (all assists) and led the team in March in assists in 14 games... Missed four games (Feb. 24-Mar.1) due to flu... Left game at TB on Jan. 15 due to an upper body injury... Recorded 13 points (1G,12A) in 13 games, leading the team in assists and plus/minus (+8) in December... Missed one game (Dec. 27) after he suffered a chip fracture in his ankle at CHI on Dec. 26... Recorded four assists (new career high) vs. PIT on Dec. 13... Registered 40+ points in each of the last six seasons and has averaged over 20 minutes played per game for the last eight seasons...In eight seasons with the Predators (1998-99 through 2006-07), Timonen recorded 79 goals and 222 assists for 301 points and 348 penalty minutes in 573 regular season games... Is second on the Predators All-Time List in assists (222) and games played (573), and ranks third in points (301)...At the time he was traded he ranked first in all of the above categories... Was named the third captain in Predators history on Oct. 3, 2006...Has participated in three Winter Olympic Games as a member of the Finnish Olympic Team...Was named to the All-Tournament Team as Finland won the silver medal at the 2006 Winter Olympics... **2007-08:** Missed four games of ECF vs. PIT due to a blood clot in his left foot... Recipient of the Barry Ashbee Trophy as the team's most outstanding defenseman... Was first on team in average TOI (23:34) and PPA (26 - T-9th in NHL)... Led Flyers defensemen in points with 44 (8G,36A - 13th in the NHL)...Was third on team in blocked shots (129)... Was scoreless at TOR on Mar. 11 after recording at least an assist in six consecutive games (10A)... Was named to the Eastern Conference All-Star Team for third time (2004, 2007, 2008 - was scoreless in NHL All-Star Game on Jan. 27)...Recorded three assists vs. NYI on Mar. 8... Registering a goal and two assists at FLA on Jan. 16 - is the first Flyers defenseman to record consecutive three-point games since Garry Galley accomplished the feat during the 1991-92 season... Missed two games (Dec. 15-16) due to a lower body injury...Game at COL on Dec. 7 was his 600th game in the NHL... Recorded a goal vs. PIT on Nov. 10 (his first goal as a Flyer) and three assists (at the time, tied his career high for assists and points in a game)... Posted an assist at EDM on Oct. 6, his first point as a Flyer... Was scoreless at CGY on Oct. 4, his first game as a Flyer... **2006-07:** Posted 55 points (13G,42A) and 42 PIM in 80 games for NSH...His 55 points were first among NSH defensemen and T-11th among NHL defensemen...His 42 assists and 55 points were new single season career highs...Led the Predators in PPP (26 - 8PPG,18PPA) and average TOI (21:50)...Was second on the team in plus/minus (+20) and blocked shots (115)...**2005-06:** Led NSH defensemen with 50 points (12th among NHL defensemen)...Finished second on the team in assists (37), PPP (36) and average TOI (22:26)... Became second Nashville defenseman in history to record 50 points (Zidlicky)...Posted a six-game scoring streak with eight points (2G,6A - Jan. 13-24)...Recorded his 200th career NHL point at PHX on Oct. 13... **2004-05:** Recorded 17 points (4G,13A) and six penalty minutes in 12 games for KalPa Kuopio (Finland), helping win the Mestis league championship with 10 points (3G,7A) and four PIM in eight playoff games...2003-04: Led NSH in shots (180), TOI (23:52 - 4th consecutive year)...Ranked second on the team in PPP (30), and ranked fifth among NHL defensemen in PPP and goals (8)...Finished third on Nashville in assists (32)... Played in his

# 44 Kimmo Timonen

DEFENSE | TEEM-oh-nehn, KEE-moh

---


400th career NHL game at PIT on Mar. 4...**2002-03:** Led Nashville in assists (34), PPP (28) and average TOI (22:25)...Finished second on Nashville in points (40 – 18th among NHL defensemen)...Posted his 100th NHL assist vs. PIT on Feb. 27... Had a career-high and season-high seven-game point streak with 8 points (1G,7A – Feb. 23-Mar. 7)...**2001-02:** Led Nashville and set a franchise record in average TOI (24:12)...Played over 20 minutes in 79 of 82 games...Ranked second on the team in assists (29) and third in points (42)...Finished third among NHL defensemen in PPG (9) and seventh in goals (13)...**2000-01:** Led Nashville in average TOI (23:11)... Led team defensemen in goals (12), assists (13), points (25) and PPP (14)...**1999-00:** Named to the 2000 NHL All-Star Game, but did not play due to injury...Missed 31 games due to injury...Led Nashville defensemen in assists (25 – 3rd on the team) and points (33)...Finished second on the club in PPP (16) and third in average TOI (21:05)...Scored the Predators' first-ever penalty shot attempt vs. MTL on Nov. 18...**1998-99:** Appeared in 50 games with Nashville...Made his NHL debut at ANH on Dec. 17 and recorded his first NHL point (assist) vs. DET on Dec. 23... Recorded 15 points (2G,13A) and 22 PIM in 29 games with Nashville's IHL affiliate, the Milwaukee Admirals...Named to the IHL All-Star Game, but did not play due to call up to Nashville...Led all Predators' rookies in scoring with 12 points (4G,8A)... **Amateur Career:** Played three seasons with TPS Turku (Finland) from 1994-95 through 1996-97...Posted 16 goals and 39 assists for 55 points and 50 PIM in 143 regular season games...Recorded 13 points (3G,10A) and 26 PIM in 34 postseason games... **International Career:** Won a silver medal with Finland at the 2006 Winter Olympics...Played for Team Finland at the 2005 World Championships...Helped team Finland finish second at the 2004 World Cup of Hockey, leading all defensemen (3rd overall in World Cup) with six points (1G,5A)...Represented Team Finland at the 2003 World Championships...Played for Team Finland in the 2002 Winter Olympics and 2002 World Championships...Won a silver medal with Finland at the 2001 IIHF World Championships...Played for Team Finland in the 1999 World Championships...Won a bronze medal with Finland in the 1998 Winter Olympics...Played in three World Junior Championships with Finland (1993, 1994 and 1995).



# 21 James van Riemsdyk

LEFT WING | VAN-REEMZ-dighk, JAYMZ

**BIRTHDATE:** May 4, 1989 | **BIRTHPLACE:** Middletown, New Jersey  
**HEIGHT:** 6'3" | **WEIGHT:** 200 | **SHOOTS:** Left | **SEASON:** 2nd NHL, 2nd Flyers



## 2010-11

Had two assists vs. Tampa Bay on 11/18...Had a three-game goal scoring streak from 11/22-11/26...Had a five-game point streak (3G, 3A) from 11/18-11/26...Played in his 100th NHL game vs. Boston on 12/1...Tied career high with a two-goal game and +3 rating at Montreal on 12/15...Scored goals in consecutive games at Tampa Bay on 2/15 and at Florida on 2/16...Scored goals in consecutive games vs. Ottawa on 1/20 and at New Jersey on 1/22...Scored career high 16th goal vs. Buffalo on 3/5...Recorded first career hat trick (3-0-3) at NY Islanders on 3/26...Had three-game point streak (3G, 2A) from 3/24-3/27... Finished the season with new career highs in points (40), goals (21), and +/- (+15).

## CAREER

**2009-10:** Finished his rookie season tied for the team lead and tied for the lead among NHL rookies in game-winning-goals (6 – T-10th in NHL)... Finished tied for fifth among all NHL rookies in goals, eighth in points (35) and assists (20)... Had eight multi-point games for the year. Scored his first multi-goal game against Pittsburgh on 1/7 scoring twice... Had three straight multipoint games (1/3-1/7) - 6 pts (3G,3A)... Named NHL's Rookie of the Month for November on 12/2 (9pts - 4G,5A) in 12 games... Tied an NHL rookie record on 11/19 by scoring the GWG in the third straight Flyers' victory, a 3-2 win at LA... Had a four-game point streak (3G,1A) from 11/12-11/20... Had first NHL goal (also had an assist) vs. Florida on 10/24... Had first NHL point in his NHL debut at Carolina on 10/2... Scored a goal in Game 5 of Stanley Cup Finals vs. Chicago... Had assist in Game 4...had 2 points in Game 1 of Eastern Conference Finals vs. Montréal... Scored his first NHL playoff goal in Game 7 of Eastern Conference Semifinals vs. Boston... Had one assist (first NHL playoff point) in Game 2 of Eastern Conference Quarterfinals vs. New Jersey...**2008-09:** Posted his first professional goal on April 8 in Albany... joined the Flyers AHL affiliate, the Philadelphia Phantoms, following the conclusion of the season at the University of New Hampshire. **Collegiate Career:** Led the team in scoring as a sophomore with 17 goals and 23 assists for 40 points... ranked first on the team and second in the nation with four shorthanded goals... was a plus-14 on the season and led the team in shots on goal with 138... was named to the New England Division I All-Star team and was a second team all-conference selection in Hockey East ... **2007-08:** named to the Hockey East All-Rookie Team...Led all UNH rookies in scoring with 11 goals and 23 assists for 34 points...Recorded 1.03 points per game...Had eight multiple-point games, including a career-high four points (1g, 3a) Nov. 17 at Providence...Hockey East Rookie of the Week on Jan. 14 after four points in a weekend sweep of UMass... Tallied his fourth multi-assist game in the Hockey East semifinal against Boston College when he earned two assists...Ranked 15th in assists and 22nd in points per game in the nation... ranked third on the team in scoring and fourth in Hockey East and nationally in rookie scoring...Hockey East Rookie of the Month for March...Had a +14 plus/minus rating. **2006-07:** Posted a 63-point season (33 goals, 30 assists) and 81 PIM in just 42 games on the US Under-18 team... led the team in goals, points, PPG (11), and GWG (6) while finishing second overall in assists and PIM...Skated for Team USA at the World Junior Hockey Championships in Sweden. **2005-06:** Split inaugural season with USA Hockey between the U-17 and U-18 team... In 42 games with the U-17 team, recorded 42 points (26 goals, 16 assists) and 62 PIM in 55 games... In 14 games with the U-18 Team, recorded four points (one goal, three assists)... Was a member of the U-18 Team USA squad that won the gold at the IIHF World Under-18 Championships... was also an instrumental piece of the U-17 Team USA squad that won the silver medal at the 2006 World Under-17 Hockey Challenge, where in seven games, notched nine points (five goals, four assists), and was subsequently named to the All-Tournament Team.

# 21 James van Riemsdyk

LEFT WING | VAN-REEMZ-dighk, JAYMZ

## CAREER RECORD

YEAR	TEAM	LEAGUE	REGULAR SEASON					PLAYOFFS				
			GP	G	A	PTS	PIM	GP	G	A	PTS	PIM
2005-06	USNTDP	NAHL	37	18	11	29	26	--	--	--	--	--
2006-07	USNTDP (a)	NAHL	12	13	12	25	37	--	--	--	--	--
2007-08	New Hampshire	H-East	31	11	23	34	36	--	--	--	--	--
2008-09	New Hampshire	H-East	36	17	23	40	47	--	--	--	--	--
2008-09	Philadelphia	AHL	7	1	1	2	2	4	0	0	0	2
2009-10	FLYERS	NHL	78	15	20	35	30	21	3	3	6	4
2010-11	FLYERS	NHL	75	21	19	40	35					
<b>NHL TOTALS</b>			<b>153</b>	<b>36</b>	<b>39</b>	<b>75</b>	<b>65</b>	<b>21</b>	<b>3</b>	<b>3</b>	<b>6</b>	<b>4</b>
<b>FLYERS TOTALS</b>			<b>153</b>	<b>36</b>	<b>39</b>	<b>75</b>	<b>65</b>					

(a) Drafted by the Flyers in the 1st round (2nd overall) of the 2007 NHL Entry Draft

## MISCELLANEOUS STATS

MISCELLANEOUS STATS														
		REGULAR SEASON										PLAYOFFS		
YEAR	TEAM	LEAGUE	PP	SH	GW	S	S%	+/-	TF	F%	MIN	PP	SH	GW
2009-10	FLYERS	NHL	4	0	6	173	8.7	-1	2	0	12:57	0	0	0
2010-11	FLYERS	NHL	3	0	4	173	12.1	15	3	0	14:31			
NHL TOTALS			7	0	10	346	10.4	14	5	0	13:41	0	0	0

# 10 Kris Versteeg

RIGHT WING | vuhr-STEEG, KRIHS

**BIRTHDATE:** May 13, 1986 | **BIRTHPLACE:** Lethbridge, Alberta  
**HEIGHT:** 5'10" | **WEIGHT:** 182 | **SHOOTS:** Right | **SEASON:** 4th NHL, 1st Flyers



## 2010-11

Acquired in a trade from Chicago by Toronto on 6/30...Had two goal game, tying a career high, vs. Nashville on 11/16...Had a four-game point streak (3G, 2A) from 11/10-11/18...Played in his 200th career NHL game, and added an assist, at Calgary on 12/16...Had two assist and was plus-three at New Jersey on 12/26...Had a three-point game (1G, 2A) at Atlanta on 1/7...Had a four-game point streak (2G, 2A) from 2/1-2/7...Acquired by the Flyers from Toronto on 2/14...At time of trade, ranked third on Maple Leafs in assists (21) and shots (128)... Scored first goal as a Flyer at NY Rangers on 2/20...Had a two-goal game vs. Toronto on 3/3.

## CAREER

**2009-10:** Won the Stanley Cup with the Chicago Blackhawks... contributed 20 goals and 24 assists for 44 points in 79 regular season games and adding six goals and eight assists for 14 points in 22 Stanley Cup Playoff games...Recorded a season-high two points in back-to-back games on Oct. 8 at Detroit, and Oct. 10 vs. Colorado... **2008-09:** Paced NHL rookies with 31 assists, ranked second with 53 points and fourth with 22 goals in 78 regular-season games ... Named to the NHL's All-Rookie Team after finishing as a finalist for the Calder Trophy ... Finished fourth on the Blackhawks in points and fifth in goals ... Paced the Blackhawks and tied a franchise record by a rookie with four short-handed goals (Billy Gardner in 1981-82) ... Led the club and tied for third in the NHL with seven short-handed points ... Ranked third on the club with a 15.8 shooting percentage ... Led NHL rookies with eight assists and 12 points and ranked second with four goals in 17 contests during his Stanley Cup Playoff debut ... Tied for third on Chicago with eight assists and 12 points in the postseason ... Named to the NHL's YoungStars Game on Jan. 24 at the Bell Centre in Montreal but did not play in the contest due to injury... **2007-08:** Made his NHL debut, collecting four points (two goals, two assists) and six penalty minutes in 13 games with the Blackhawks ... Notched all four of his points on the road, which includes his first NHL points with a goal and an assist on Jan. 3 at Phoenix ... Appeared in his first NHL game on Nov. 22 at Calgary ... Ranked third on the AHL's Rockford IceHogs with 31 assists, fourth with 49 points and tied for fourth with 18 goals in 56 regular-season games ... Paced Rockford with a career-high 174 penalty minutes ... Led the IceHogs with six postseason goals and ranked second with 11 points in 12 contests ... Posted 13 multiple-point outings during the regular-season with Rockford, which includes a season-high four points on April 5 against the San Antonio Rampage ... Notched a career-best +5 plus/minus rating on April 5 ... Collected points in a season-high nine straight tilts from Nov. 18 to Dec. 15, racking up four markers and seven helpers during that span ... Registered at least one shot in 54 of his 56 games with Rockford, which includes at least one in 44 consecutive matchups from Oct. 20 to March 29... **2006-07:** Split his first full professional season with the AHL's Providence Bruins and Norfolk Admirals, notching 26 goals, 46 assists and 72 points in 70 regular-season contests ... Ranked second among AHL rookies with his 46 helpers and fourth with his 72 points ... Started the season with Providence, racking up 49 points (22 goals, 27 assists) in 43 tilts ... Notched 19 assists and 23 points in 27 contests with Norfolk before accruing two penalty minutes in two playoff outings ... Dished out two assists in his first professional game (Oct. 7), one of 19 times he would collect multiple points ... Notched a season-high three points four times ... Posted 16 points (seven goals, nine assists) in 12 games during November ... Notched points in a season-high eight straight games twice (Jan. 17 to Feb. 2 and March 2 to 17) ... Recorded a season-high +4 plus/minus rating on Feb. 4... **2005-06:** Made his pro debut in 13 regular-season contests with Providence, netting six points (two goals, four assists) ... Posted six penalty minutes in three Calder Cup Playoff contests ... Capped his junior career splitting the WHL season with Kamloops and Red Deer ... Notched 12 points (six goals, six assists) and 24 penalty minutes in 14 tilts with Kamloops ... Notched 36 points (10 goals, 26 assists) and 103 penalty minutes in 57 matchups with Red Deer... **2004-05:** Tied for fourth on Lethbridge (WHL) with a career-best 22 goals and ranked fifth with 52 points in 68 regular-season games ... Tallied season-highs with three assists and four points on Feb. 11 ... Posted one assist and four penalty minutes in five playoff tilts... **2003-04:** Paced Lethbridge with a career-high 33 assists and ranked second with 49 points in 68 contests ... Made his junior debut, racking up 18 points (eight goals, 10 assists) and 32 penalty minutes in 57 contests.

# 10 Kris Versteeg

RIGHT WING | vuhr-STEEG, KRIHS

## CAREER RECORD

YEAR	TEAM	LEAGUE	REGULAR SEASON					PLAYOFFS				
			GP	G	A	PTS	PIM	GP	G	A	PTS	PIM
2002-03	Lethbridge Hurricanes	WHL	57	8	10	18	32	--	--	--	--	--
2003-04	Lethbridge Hurricanes (a)	WHL	68	16	33	49	85	--	--	--	--	--
2003-04	Canada	WJ18-A	7	0	2	2	4	--	--	--	--	--
2004-05	Lethbridge Hurricanes	WHL	68	22	30	52	68	5	0	1	1	4
2005-06	Kamloops Blazers	WHL	14	6	6	12	24	--	--	--	--	--
2005-06	Red Deer Rebels	WHL	57	10	26	36	103	--	--	--	--	--
2005-06	Providence Bruins	AHL	13	2	4	6	13	3	0	0	0	6
2006-07	Providence Bruins	AHL	43	22	27	49	19	--	--	--	--	--
2006-07	Norfolk Admirals (b)	AHL	27	4	19	23	20	2	0	0	0	2
2007-08	Chicago Blackhawks	NHL	13	2	2	4	6	--	--	--	--	--
2007-08	Rockford Icehogs	AHL	56	18	31	49	174	12	6	5	11	6
2008-09	Chicago Blackhawks (c )	NHL	78	22	31	53	55	17	4	8	12	22
2009-10	Chicago Blackhawks	NHL	79	20	24	44	35	22	6	8	14	14
2010-11	Toronto Maple Leafs(d) (e)	NHL	53	14	21	35	29	--	--	--	--	--
2010-11	FLYERS	NHL	27	7	4	11	24					
<b>NHL TOTALS</b>			<b>250</b>	<b>65</b>	<b>82</b>	<b>147</b>	<b>149</b>	<b>39</b>	<b>10</b>	<b>16</b>	<b>26</b>	<b>36</b>
<b>FLYERS TOTALS</b>			<b>27</b>	<b>7</b>	<b>4</b>	<b>11</b>	<b>24</b>					

(a) Drafted by Boston in the fifth round (134th overall) of the 2004 NHL Entry Draft.

(b) Traded to Chicago by Boston with future considerations for Brandon Bochenski on February 3, 2007.

(c )Named to NHL All-Rookie Team.

(d) Traded to Toronto by Chicago with Bill Sweatt for Viktor Stalberg, Christopher Didomenico, and Phillipe Paradis on June, 30 2010.


(e) Traded to Philadelphia by Toronto for a first and third-round draft pick on February 14, 2011.

## MISCELLANEOUS STATS

MISCELLANEOUS STATS														
REGULAR SEASON											PLAYOFFS			
YEAR	TEAM	LEAGUE	PP	SH	GW	S	S%	+/-	TF	F%	MIN	PP	SH	GW
2007-08	Chicago	NHL	0	0	0	21	9.5	-1			15:52	--	--	--
2008-09	Chicago	NHL	6	4	3	139	15.8	15			17:02	3	0	0
2009-10	Chicago	NHL	4	3	4	184	10.9	8			15:44	0	0	2
2010-11	Toronto	NHL	5	0	0	128	10.9	-13			18:56	--	--	--
2010-11	FLYERS	NHL	1	1	0	52	13.5	4			15:22			
NHL TOTALS			16	8	7	524	12.4	13			16:47	3	0	2

# 8 Matt Walker

DEFENSE | WALL-kuhr, MAT



**BIRTHDATE:** April 7, 1980 | **BIRTHPLACE:** Beaverlodge, AB, Canada  
**HEIGHT:** 6'4" | **WEIGHT:** 215 | **SHOOTS:** Right | **SEASON:** 8th NHL, 1st Flyers

## 2010-11

Loaned to Adirondack (AHL) on 1/28...Played four consecutive games from 1/13-1/18...Played in first game as a Flyer at Boston on 1/13...Underwent right hip surgery on 10/20, expected to miss 10-12 weeks...  
Loaned to Adirondack on 12/10 for conditioning assignment...Underwent left hip surgery on 12/16...Loaned to Adirondack on 1/28.

## CAREER

**2009-10:** Ranked 3rd on the team and t-6th among all NHL defensemen in PIM with 90...Was t-1st on the Lightning with 116 blocked shots and was t-7th with 81 hits...Appeared in his 250th career game on 10/31 vs. NJD. **2008-09:** Recorded career highs with 13 assists and 14 points in 65 games after entering the season with 10 assist and 11 points in 175 career NHL games ... Ranked 4th on the team with 79 PIM and finished with a +7 rating ... Tallied 10 (1g-9a) of his 14 points on the road ... Notched a career high 3 points with 3 assists 2/5 at CGY ... Recorded 2 career-best 3-game point streaks (2/3-2/7 and 3/1-3/7) ... Netted his only goal of the season 2/21 at DAL ... Recorded a season-high 8 PIM 1/6 at PHX ... **2007-08:** Recorded 1 goal, 1 assist and 61 PIM in 43 games with St. Louis ... Registered his 1st career NHL goal 2/17 ... Collected both of his points in a five-game span from 1/23-2/17 ... Was 3rd on STL in plus/minus among defensemen with 40 or more games played with a -3 rating ... **2006-07:** Dished out a career-high 5 assists and posted 72 PIM in 48 games with STL ... Tallied 1 assist in 2 games with Peoria (AHL) ... **2005-06:** Skated in his 1st full NHL season, posting 2 assists and a career-best 79 PIM in 54 outings with the Blues ... 2004-05 Season: Recorded 2 goals, 4 assists and 44 PIM in 20 games with Worcester (AHL) ... **2003-04:** Collected 1 assist and 25 PIM in 14 games with STL ... Held off the score sheet in 4 games during his Stanley Cup Playoffs debut ... Dished out 1 assist in 4 games with Worcester ... **2002-03:** Made his NHL debut in 16 games with STL, recording an assist and 38 PIM ... Posted 8 assists, 9 points and 58 PIM in 40 games with Worcester ... **2001-02:** Notched professional career highs with 11 assists, 13 points and 164 PIM in 49 games with Worcester ... **2000-01:** Tallied 4 goals and recorded 12 points with 131 PIM in 61 games with Worcester ... Racked up 6 PIM in 11 playoff tilts ... Appeared in 8 ECHL games with Peoria, registering 1 goal and 70 PIM ... **Junior Career:** In 1999-00, captured the WHL's President's Cup with the Kootenay Ice during his final junior season ... Posted 4 goals and 23 points with 53 PIM in 31 regular season games before registering 5 goals and 18 points with 24 PIM in 21 playoff games ... Started the season with the Portland Winter Hawks, recording 2 goals and 9 points with 97 PIM in 38 games ... Skated in 194 WHL regular season games with Portland (1997-00) and Kootenay (1999-00), notching 9 goals and 58 points with 425 PIM.



# 8 Matt Walker

DEFENSE | WALL-kuhr, MAT

## CAREER RECORD

YEAR	TEAM	LEAGUE	REGULAR SEASON					PLAYOFFS				
			GP	G	A	PTS	PIM	GP	G	A	PTS	PIM
1997-98	Portland Winter Hawks	WHL	64	2	13	15	124	16	0	0	0	21
1998-99	Portland Winter Hawks (a)	WHL	64	1	10	11	151	4	0	1	1	6
1999-00	Portland Winter Hawks	WHL	38	2	7	9	97	--	--	--	--	--
1999-00	Kootenay Ice	WHL	31	4	19	23	53	21	5	13	18	24
2000-01	Peoria Rivermen	ECHL	8	1	0	1	70	--	--	--	--	--
2000-01	Worcester IceCats	AHL	61	4	8	12	131	11	0	0	0	6
2001-02	Worcester IceCats	AHL	49	2	11	13	164	3	0	0	0	8
2002-03	Worcester IceCats	AHL	40	1	8	9	58	--	--	--	--	--
2002-03	St. Louis Blues	NHL	16	0	1	1	38	--	--	--	--	--
2003-04	St. Louis Blues	NHL	14	0	1	1	25	4	0	0	0	0
2003-04	Worcester IceCats	AHL	4	0	1	1	7	--	--	--	--	--
2004-05	Worcester IceCats	AHL	20	2	4	6	44	--	--	--	--	--
2005-06	St. Louis Blues	NHL	54	0	2	2	79	--	--	--	--	--
2006-07	St. Louis Blues	NHL	48	0	5	5	72	--	--	--	--	--
2006-07	Peoria Rivermen	AHL	2	0	1	1	0	--	--	--	--	--
2007-08	St. Louis Blues (b)	NHL	43	1	1	2	61	--	--	--	--	--
2008-09	Chicago Blackhawks (c)	NHL	65	1	13	14	79	17	0	2	2	14
2009-10	Tampa Bay Lightning (d)	NHL	66	2	3	5	90	--	--	--	--	--
2010-11	FLYERS	NHL	4	0	0	0	4					
NHL TOTALS			306	4	26	30	444	21	0	2	2	14

(a) Drafted by St. Louis in the 3rd Round (83rd Overall) in 1998

(b) Signed by Chicago as a free agent in July 2008

(c) Signed by Tampa Bay as a free agent in July 2009

(d) Traded by Tampa Bay with a 4th round pick to Philadelphia for Simon Gagne


## MISCELLANEOUS STATS

MISCELLANEOUS STATS														
REGULAR SEASON														
PLAYOFFS														
YEAR	TEAM	LEAGUE	PP	SH	GW	S	S%	+/-	TF	F%	MIN	PP	SH	GW
2002-03	St. Louis	NHL	0	0	0	13	0	0				--	--	--
2003-04	St. Louis	NHL	0	0	0	8	0	0				0	0	0
2005-06	St. Louis	NHL	0	0	0	59	0	-7				--	--	--
2006-07	St. Louis	NHL	0	0	0	34	0	7				--	--	--
2007-08	St. Louis	NHL	0	0	0	47	2.1	-3				--	--	--
2008-09	Chicago	NHL	0	0	0	83	1.2	7				0	0	0
2009-10	Tampa Bay	NHL	0	0	0	54	3.7	-11				--	--	--
2010-11	FLYERS	NHL	0	0	0	3	0	0						
NHL TOTALS			0	0	0	301	1.2	-7				0	0	0

# 93 Nikolay Zherdev

RIGHT WING | NIH-koh-ligh

**BIRTHDATE:** November 5, 1984 | **BIRTHPLACE:** Kiev, Ukraine  
**HEIGHT:** 6'2" | **WEIGHT:** 203 | **SHOOTS:** Right | **SEASON:** 6th NHL, 1st Flyers



## 2010-11

Scored his 100th career NHL goal vs. Tampa Bay on 10/14...Had a three-point game (2G, 1A) vs. Tampa Bay on 11/18...Had a three-game point streak (4G, 1A) from 12/14-12/18...Played in his 400th career NHL game at Anaheim on 12/31.

## CAREER

**2009-10:** Played for the Atlant Moscow Oblast of the KHL... Appeared in 52 games and registered 39 points (13G, 39) and 79 PIM. **2008-09:** Led the NY Rangers in points (58) and had a career best +6 rating. **2007-08:** Appeared in all 82 games for the Blue Jackets, recording 26 goals and 35 assists for 61 points, along with 34 penalty minutes...Led Columbus in assists (35) and tied for first in power play assists...Ranked second on the team in goals (26), points (61), and shots (254)...Finished third on the team with seven power play goals and three game-winning goals...Set career highs in games played, assists, points, shots, game-winning goals, and average time on ice (19:22)...Recorded 13 multiple-point games...Notched two goals and two assists for four points on Dec. 29 vs. Carolina...Recorded three different five-game point streaks, tallying 12 goals and eight assists for 20 points combined...Had a five game goal streak from Dec. 1 to Dec. 10...Tied a career high with three assists on Jan. 22 at Dallas...Registered his 100th career NHL assist on Mar. 2 at Edmonton. **2006-07:** Skated in 71 games with Columbus, recording 10 goals and 22 assists for 32 points, along with 26 penalty minutes ... Ranked third on club in shots (164) ... Collected seven multiple-point games ... Tallied a career-high, three assists on Mar. 17 at Los Angeles. **2005-06:** Appeared in 73 games with the Blue Jackets, tallying 27 goals and 27 assists for 54 points, along with 50 penalty minutes ... Led Columbus in shots (194) ... Also ranked second on the team in goals (27) and points (54), and finished third in assists (27) and power play goals (10) ... Registered 14 multiple-point games ... Led the club with 12 third period goals; Five represented the game-tying goal to force overtime ... Posted two, four-game points streaks ... Recorded a career-high, eight shots on Jan. 24 vs. Vancouver. **2003-04:** Skated in 57 games with Columbus, notching 13 goals and 21 assists for 34 points, along with 54 penalty minutes ... The first-year player tied for third on the team in points (34), assists (21) and power play goals (five) ... Ranked fifth in the NHL among rookies in assists (21), and tied for sixth in points (34), power play goals (five) and shots (137). Notched two points (one goal and one assist) in the 2004 YoungStars Game during the NHL All-Star weekend ... Tallied his first career goal and first career assist on Dec. 4 vs. Nashville. **Russian Career:** Skated in 123 games for CSKA Moscow and Mytishchi Khimik of the Russian Super League (RSL), registering 35 goals and 39 assists for 74 points, along with 106 penalty minutes ... Also appeared in 71 contests for Elemash of the Russian Division-1 League, recording 18 goals and 23 assists for 41 points. **2000-01:** Appeared in 18 games with Elemash, tallying five goals and eight assists for 13 points, along with 12 penalty minutes. **2004-05:** Skated in 51 games with CSKA Moscow (RSL), tallying 19 goals and 21 assists for 40 points, along with 62 penalty minutes ... Also registered a plus-17 rating ...Led the team and tied for eighth in the league in points (40). **2003-04:** Recorded two goals and two assists for four points, along with 14 penalty minutes in 20 games with CSKA Moscow (RSL). Captured the Gold Medal with Team Russia in the 2003 IIHF U-20 World Junior Championships in Halifax, Nova Scotia ... Recorded one assist in six matches. Named Captain of Team Russia for the 2004 IIHF U-20 World Junior Championships. **2002-03:** Appeared in 44 games with CSKA Moscow (RSL), registering 12 goals and 12 assists for 24 points, along with 34 penalty minutes ... Ranked first overall among European skaters in the 2003 NHL Central Scouting mid-term and final rankings. Represented Russia at the 2002 IIHF U-18 World Junior Championships ... Registered six goals and five assists for 11 points in eight games to help lead Team Russia to the Silver Medal. **2001-02:** Skated in 53 games with Elemash, recording 13 goals and 15 assists for 28 points, along with 60 penalty minutes.

# 93 Nikolay Zherdev

RIGHT WING | NIH-koh-ligh

## CAREER RECORD

YEAR	TEAM	LEAGUE	REGULAR SEASON					PLAYOFFS				
			GP	G	A	PTS	PIM	GP	G	A	PTS	PIM
2002-03	CSKA Moscow (a)	KHL	44	12	12	24	34	--	--	--	--	--
2003-04	CSKA Moscow	KHL	20	2	2	4	14	--	--	--	--	--
2003-04	Columbus	NHL	57	13	21	34	54	--	--	--	--	--
2004-05	CSKA Moscow	KHL	51	19	21	40	62	--	--	--	--	--
2005-06	Columbus	NHL	73	27	27	54	50	--	--	--	--	--
2005-06	Syracuse	AHL	2	1	0	1	0	--	--	--	--	--
2006-07	Columbus	NHL	71	10	22	32	26	--	--	--	--	--
2006-07	Khimik Moscow	KHL	8	2	4	6	10	--	--	--	--	--
2007-08	Columbus (b)	NHL	82	26	35	61	34	--	--	--	--	--
2008-09	NY Rangers	NHL	82	23	35	58	39	7	0	0	0	2
2009-10	Atlant	KHL	52	13	26	39	79	--	--	--	--	--
2010-11	FLYERS	NHL	56	16	6	22	22	--	--	--	--	--
NHL TOTALS			421	115	146	261	225	7	0	0	0	2

(a) Drafted by Columbus in the 1st Round (4th Overall) in 2003

(b) Traded by Columbus with Dan Fritsche to NY Rangers for Fedor Tyutin and Christian Backman

(c) Signed as a free agent by Philadelphia on July 9, 2010

## MISCELLANEOUS STATS

YEAR	TEAM	LEAGUE	REGULAR SEASON								PLAYOFFS			
			PP	SH	GW	S	S%	+/-	TF	F%	MIN	PP	SH	GW
2003-04	CLS	NHL	5	0	1	137	9.5	-11	--	--	16:10	--	--	--
2005-06	CLS	NHL	10	0	0	194	13.9	-13	--	--	17:35	--	--	--
2006-07	CLS	NHL	3	0	2	164	6.1	-19	--	--	16:13	--	--	--
2007-08	CLS	NHL	7	0	3	254	10.2	-9	--	--	19:22	--	--	--
2008-09	NYR	NHL	4	1	3	219	10.5	6	--	--	16:44	0	0	0
2010-11	FLYERS	NHL	1	0	1	135	11.9	5	--	--	--	--	--	--
NHL TOTALS			30	1	10	1103	10.4	-41	0	0	--	0	0	0

# PLAYER REGULAR SEASON GAME-BY-GAME BREAKDOWN

## #3 OSKARS BARTULIS

DATE	OPP	GOALS	ASSISTS	SHOTS	(+/-)	TOI
Oct 7	@ PIT	0	0	0	0	13:32
Oct 9	@ STL	0	0	1	1	10:11
Oct 11	Vs COL	DND				
Oct 14	Vs TB	DND				
Oct 16	Vs PIT	DND				
Oct 21	Vs ANA	DND				
Oct 23	Vs TOR	DND				
Oct 25	@ CBJ	MIN				
Oct 26	Vs BUF	MIN				
Oct 29	@ PIT	MIN				
Oct 30	Vs NYI	MIN				
Nov 1	Vs CAR	0	0	1	0	15:23
Nov 4	Vs NYR	DND				
Nov 6	@ NYI	DND				
Nov 7	@ WSH	DND				
Nov 11	@ CAR	DND				
Nov 13	Vs FLA	DND				
Nov 15	Vs OTT	DND				
Nov 16	@ MTL	DND				
Nov 18	Vs TB	DND				
Nov 20	@ WSH	DND				
Nov 22	Vs MTL	DND				
Nov 24	@ MIN	DND				
Nov 26	Vs CGY	DND				
Nov 27	@ N.J	DND				
Dec 1	Vs BOS	DND				
Dec 4	Vs N.J	DND				
Dec 5	@ NYI	DND				
Dec 8	Vs S.J	DND				
Dec 9	@ TOR	DND				
Dec 11	@ BOS	DND				
Dec 14	Vs PIT	DND				
Dec 15	@ MTL	DND				
Dec 18	Vs NYR	0	0	0	-1	12:51
Dec 20	Vs FLA	0	0	1	-2	16:13
Dec 28	@ VAN	0	0	1	-1	16:25
Dec 30	@ LA	0	0	0	0	14:58
Dec 31	@ ANA	0	0	0	-1	14:32
Jan 2	@ DET	0	0	0	1	13:46
Jan 6	@ N.J	0	0	2	-1	10:12
Jan 8	Vs N.J	0	0	1	0	10:40
Jan 11	@ BUF	0	0	0	0	13:57
Jan 13	@ BOS	DND				
Jan 14	@ ATL	DND				
Jan 16	@ NYR	DND				
Jan 18	Vs WSH	DND				
Jan 20	Vs OTT	DND				
Jan 22	Vs N.J	DND				
Jan 23	@ CHI	DND				
Jan 25	Vs MTL	DND				
Feb 1	@ TB	DND				
Feb 3	Vs NSH	DND				
Feb 5	Vs DAL	DND				
Feb 10	Vs CAR	DND				
Feb 13	Vs LA	DND				
Feb 15	@ TB	DND				
Feb 16	@ FLA	DND				
Feb 18	@ CAR	DND				
Feb 20	@ NYR	DND				
Feb 22	Vs PHX	0	0	0	0	6:39
Feb 24	Vs NYI	INJ				
Feb 26	@ OTT	INJ				
Mar 3	Vs TOR	INJ				
Mar 5	Vs BUF	INJ				
Mar 6	@ NYR	INJ				
Mar 8	Vs EDM	INJ				
Mar 10	@ TOR	INJ				
Mar 12	Vs ATL	INJ				
Mar 15	@ FLA	INJ				
Mar 17	@ ATL	INJ				
Mar 19	@ DAL	INJ				
Mar 22	Vs WSH	INJ				
Mar 24	Vs PIT	INJ				
Mar 26	@ NYI	INJ				
Mar 27	Vs BOS	INJ				
Mar 29	@ PIT	INJ				
Mar 31	Vs ATL	INJ				
Apr 1	@ N.J	INJ				
Apr 3	Vs NYR	INJ				
Apr 5	@ OTT	INJ				
Apr 8	@ BUF	INJ				
Apr 9	Vs NYI	INJ				

## #11 BLAIR BETTS

DATE	OPP.	GA	SH	DEC	TOI
Oct 7	@ PIT	1	0	1	2 12:18
Oct 9	@ STL	0	0	1	0 13:51
Oct 11	Vs COL	0	1	0	1 9:22
Oct 14	Vs TB	0	0	0	0 8:43
Oct 16	Vs PIT	0	0	1	0 12:25
Oct 21	Vs ANA	0	0	2	-1 7:42
Oct 23	Vs TOR	1	0	2	1 12:32
Oct 25	@ CBJ	0	0	0	0 8:44
Oct 26	Vs BUF	0	1	0	1 11:22
Oct 29	@ PIT	0	1	1	1 13:02
Oct 30	Vs NYI	0	0	0	0 12:13
Nov 1	Vs CAR	0	0	0	0 10:33
Nov 4	Vs NYR	1	0	4	1 13:33
Nov 6	@ NYI	0	0	1	0 12:54
Nov 7	@ WSH	0	0	1	0 10:35
Nov 11	@ CAR	0	0	0	-1 13:47
Nov 13	Vs FLA	0	0	2	-1 11:13
Nov 15	Vs OTT	0	0	0	0 9:27
Nov 16	@ MTL	0	0	1	0 10:29
Nov 18	Vs TB	0	1	0	1 12:16
Nov 20	@ WSH	0	0	1	1 10:43
Nov 22	Vs MTL	0	0	0	-1 7:47
Nov 24	@ MIN	0	1	0	0 10:43
Nov 26	Vs CGY	0	1	0	1 8:38
Nov 27	@ N.J	0	0	0	-1 10:12
Dec 1	Vs BOS	0	0	0	0 7:54
Dec 4	Vs N.J	0	0	0	0 7:14
Dec 5	@ NYI	0	0	0	0 11:15
Dec 8	Vs S.J	0	0	1	0 7:08
Dec 9	@ TOR	0	0	1	0 9:27
Dec 11	@ BOS	0	0	0	0 10:22
Dec 14	Vs PIT	0	0	1	0 9:51
Dec 15	@ MTL	0	0	0	-2 13:44
Dec 18	Vs NYR	0	0	2	0 12:52
Dec 20	Vs FLA	0	0	0	-1 9:34
Dec 28	@ VAN	0	0	2	0 10:07
Dec 30	@ LA	0	0	0	0 14:32
Dec 31	@ ANA	0	0	0	0 11:00
Jan 2	@ DET	0	0	1	1 8:58
Jan 6	@ N.J	0	0	0	0 8:09
Jan 8	Vs N.J	0	0	0	0 8:32
Jan 11	@ BUF	0	0	1	0 11:26
Jan 13	@ BOS	0	0	0	0 11:02
Jan 14	@ ATL	0	0	0	1 8:17
Jan 16	@ NYR	0	0	2	-1 9:36
Jan 18	Vs WSH	0	0	0	0 5:04
Jan 20	Vs OTT	0	0	0	0 13:13
Jan 22	Vs N.J	0	0	0	0 7:14
Jan 23	@ CHI	0	0	0	0 10:36
Jan 25	Vs MTL	0	0	0	0 12:57
Feb 1	@ TB	0	0	0	0 8:36
Feb 3	Vs NSH	0	0	3	0 12:09
Feb 5	Vs DAL	0	1	1	1 12:02
Feb 10	Vs CAR	0	0	2	-1 11:58
Feb 13	Vs LA	0	0	2	0 10:15
Feb 15	@ TB	0	0	0	0 10:21
Feb 16	@ FLA	0	0	0	-1 10:47
Feb 18	@ CAR	1	0	2	1 8:33
Feb 20	@ NYR	INJ			
Feb 22	Vs PHX	INJ			
Feb 24	Vs NYI	INJ			
Feb 26	@ OTT	INJ			
Mar 3	Vs TOR	0	0	1	0 10:24
Mar 5	Vs BUF	0	0	0	0 7:11
Mar 6	@ NYR	0	0	0	-1 13:02
Mar 8	Vs EDM	1	0	1	1 10:19
Mar 10	@ TOR	0	0	0	0 10:56
Mar 12	Vs ATL	0	0	1	0 11:14
Mar 15	@ FLA	0	0	1	-2 7:31
Mar 17	@ ATL	0	0	2	-1 9:20
Mar 19	@ DAL	0	0	0	0 11:31
Mar 22	Vs WSH	0	0	0	-1 7:22
Mar 24	Vs PIT	0	0	0	0 8:15
Mar 26	@ NYI	0	0	2	-1 15:05
Mar 27	Vs BOS	0	0	2	0 10:43
Mar 29	@ PIT	0	0	0	0 11:33
Mar 31	Vs ATL	0	0	1	0 10:02
Apr 1	@ N.J	0	0	1	-1 11:25
Apr 3	Vs NYR	0	0	0	0 8:08
Apr 5	@ OTT	INJ			
Apr 8	@ BUF	INJ			
Apr 9	Vs NYI	INJ			

# PLAYER REGULAR SEASON GAME-BY-GAME BREAKDOWN

## #35 SERGEI BOBROVSKY

DATE	OPP.	GA	SH	DEC	TOI
Oct 7	@ PIT	2	31	W	60:00
Oct 9	@ STL	DNP			
Oct 11	Vs COL	2	27	W	60:00
Oct 14	Vs T.B	DNP			
Oct 16	Vs PIT	4	31	L	59:38
Oct 21	Vs ANA	3	22	L	57:46
Oct 23	Vs TOR	DNP			
Oct 25	@ CBJ	DNP			
Oct 26	Vs BUF	3	35	W	59:58
Oct 29	@ PIT	2	28	W	60:00
Oct 30	Vs NYI	1	31	W	60:00
Nov 1	Vs CAR	2	28	W	59:58
Nov 4	Vs NYR	1	21	W	59:12
Nov 6	@ NYI	1	32	W	60:00
Nov 7	@ WSH	3	39	W	60:29
Nov 11	@ CAR	1	36	W	60:00
Nov 13	Vs LA	2	36	W	60:00
Nov 15	Vs OTT	1	29	W	60:00
Nov 16	@ MTL	3	28	L	59:30
Nov 18	Vs T.B	4	11		20:00
Nov 20	@ WSH	DNP			
Nov 22	Vs MTL	DNP			
Nov 24	@ MIN	1	16	W	59:47
Nov 26	Vs CGY	2	30	O	64:37
Nov 27	@ N.J	DNP			
Dec 1	Vs BOS	2	31	L	58:34
Dec 4	Vs N.J	3	26	W	60:00
Dec 5	@ NYI	2	30	W	60:00
Dec 8	Vs S.J	4	33	O	64:45
Dec 9	@ TOR	DNP			
Dec 11	@ BOS	DNP			
Dec 14	Vs PIT	DNP			
Dec 15	@ MTL	3	41	W	60:00
Dec 18	Vs NYR	DNP			
Dec 20	Vs FLA	4	22	L	33:12
Dec 28	@ VAN	2	1		34:49
Dec 30	@ LA	DND			
Dec 31	@ ANA	5	27	L	59:51
Jan 2	@ DET	DNP			
Jan 6	@ N.J	DNP			
Jan 8	Vs N.J	DNP			
Jan 11	@ BUF	2	40	W	60:00
Jan 13	@ BOS	DNP			
Jan 14	@ ATL	2	29	W	60:00
Jan 16	@ NYR	DNP			
Jan 18	Vs WSH	2	25	W	61:07
Jan 20	Vs OTT	2	27	W	60:00
Jan 22	Vs N.J	DNP			
Jan 23	@ CHI	1	31	W	59:58
Jan 25	Vs MTL	2	31	W	59:26
Feb 1	@ T.B	3	6	L	19:52
Feb 3	Vs NSH	2	28	W	59:40
Feb 5	Vs DAL	DNP			
Feb 10	Vs CAR	DNP			
Feb 13	Vs LA	1	25	L	59:00
Feb 15	@ T.B	DNP			
Feb 16	@ FLA	2	35	W	59:52
Feb 18	@ CAR	3	29	L	58:42
Feb 20	@ NYR	DNP			
Feb 22	Vs PHX	3	29	O	62:12
Feb 24	Vs NYI	3	35	W	64:42
Feb 26	@ OTT	DNP			
Mar 3	Vs TOR	3	33	L	59:03
Mar 5	Vs BUF	4	34	L	58:06
Mar 6	@ NYR	3	18		33:31
Mar 8	Vs EDM	1	25	W	60:00
Mar 10	@ TOR	DNP			
Mar 12	Vs ATL	5	41	O	61:17
Mar 15	@ FLA	DNP			
Mar 17	@ ATL	DNP			
Mar 19	@ DAL	2	30	W	65:00
Mar 22	Vs WSH	3	9		21:22
Mar 24	Vs PIT	1	31	O	65:00
Mar 26	@ NYI	1	37	W	60:00
Mar 27	Vs BOS	DNP			
Mar 29	@ PIT	2	27	W	60:00
Mar 31	Vs ATL	1	22	L	58:56
Apr 1	@ N.J	DNP			
Apr 3	Vs NYR	2	34	O	65:00
Apr 5	@ OTT	5	36	L	59:21
Apr 8	@ BUF	4	29	O	61:16
Apr 9	Vs NYI	3	10		12:05

## #33 BRIAN BOUCHER

DATE	OPP.	GA	SH	DEC	TOI
Oct 7	@ PIT	DNP			
Oct 9	@ STL	2	25	O	61:47
Oct 11	Vs COL	DNP			
Oct 14	Vs T.B	3	24	L	58:28
Oct 16	Vs PIT	DNP			
Oct 21	Vs ANA	DNP			
Oct 23	Vs TOR	2	14	W	59:51
Oct 25	@ CBJ	2	25	L	58:29
Oct 26	Vs BUF	DNP			
Oct 29	@ PIT	DNP			
Oct 30	Vs NYI	DNP			
Nov 1	Vs CAR	DNP			
Nov 4	Vs NYR	DNP			
Nov 6	@ NYI	DNP			
Nov 7	@ WSH	DNP			
Nov 11	@ CAR	DNP			
Nov 13	Vs LA	DNP			
Nov 15	Vs OTT	DNP			
Nov 16	@ MTL	DNP			
Nov 18	Vs T.B	4	22	L	38:14
Nov 20	@ WSH	4	37	W	64:43
Nov 22	Vs MTL	2	31	W	59:58
Nov 24	@ MIN	DNP			
Nov 26	Vs CGY	DNP			
Nov 27	@ N.J	1	25	O	65:00
Dec 1	Vs BOS	DNP			
Dec 4	Vs N.J	DNP			
Dec 5	@ NYI		DNP		
Dec 8	Vs S.J	DNP			
Dec 9	@ TOR	1	32	W	59:58
Dec 11	@ BOS	1	36	W	64:57
Dec 14	Vs PIT	2	23	W	59:56
Dec 15	@ MTL	DNP			
Dec 18	Vs NYR	1	25	W	60:00
Dec 20	Vs FLA	1	12		26:48
Dec 28	@ VAN	4	28	L	25:21
Dec 30	@ LA	DNP			
Dec 31	@ ANA	DNP			
Jan 2	@ DET	2	27	W	60:00
Jan 6	@ N.J	2	20	W	60:00
Jan 8	Vs N.J	1	35	W	59:45
Jan 11	@ BUF	DNP			
Jan 13	@ BOS	6	36	L	59:10
Jan 14	@ ATL	DNP			
Jan 16	@ NYR	2	36	W	60:00
Jan 18	Vs WSH	DNP			
Jan 20	Vs OTT	DNP			
Jan 22	Vs N.J	2	21	L	58:48
Jan 23	@ CHI	DNP			
Jan 25	Vs MTL	DNP			
Feb 1	@ T.B	1	16		39:57
Feb 3	Vs NSH	DNP			
Feb 5	Vs DAL	1	31	W	59:28
Feb 10	Vs CAR	1	32	W	59:58
Feb 13	Vs LA	DNP			
Feb 15	@ T.B	3	27	W	65:00
Feb 16	@ FLA	DNP			
Feb 18	@ CAR	DNP			
Feb 20	@ NYR	2	39	W	60:00
Feb 22	Vs PHX	DNP			
Feb 24	Vs NYI	DNP			
Feb 26	@ OTT	4	29	L	60:00
Mar 3	Vs TOR	DNP			
Mar 5	Vs BUF	DNP			
Mar 6	@ NYR	4	18	L	26:28
Mar 8	Vs EDM	DNP			
Mar 10	@ TOR	2	29	W	59:43
Mar 12	Vs ATL	DNP			
Mar 15	@ FLA	2	22	W	59:46
Mar 17	@ ATL	3	25	O	64:48
Mar 19	@ DAL	DNP			
Mar 22	Vs WSH	1	14	O	43:38
Mar 24	Vs PIT	DNP			
Mar 26	@ NYI	DNP			
Mar 27	Vs BOS	2	36	L	58:50
Mar 29	@ PIT	DNP			
Mar 31	Vs ATL	DNP			
Apr 1	@ N.J	4	24	L	57:57
Apr 3	Vs NYR	DNP			
Apr 5	@ OTT	DNP			
Apr 8	@ BUF	DNP			
Apr 9	Vs NYI	1	26	W	47:48

# PLAYER REGULAR SEASON GAME-BY-GAME BREAKDOWN

## #24 NICK BOYNTON

DATE	OPP.	GA	SH	DEC	TOI
Oct 7	@ PIT				
Oct 9	@ STL				
Oct 11	Vs COL				
Oct 14	Vs T.B				
Oct 16	Vs PIT				
Oct 21	Vs ANA				
Oct 23	Vs TOR				
Oct 25	@ CBJ				
Oct 26	Vs BUF				
Oct 29	@ PIT				
Oct 30	Vs NYI				
Nov 1	Vs CAR				
Nov 4	Vs NYR				
Nov 6	@ NYI				
Nov 7	@ WSH				
Nov 11	@ CAR				
Nov 13	Vs FLA				
Nov 15	Vs OTT				
Nov 16	@ MTL				
Nov 18	Vs T.B				
Nov 20	@ WSH				
Nov 22	Vs MTL				
Nov 24	@ MIN				
Nov 26	Vs CGY				
Nov 27	@ N.J				
Dec 1	Vs BOS				
Dec 4	Vs N.J				
Dec 5	@ NYI				
Dec 8	Vs S.J				
Dec 9	@ TOR				
Dec 11	@ BOS				
Dec 14	Vs PIT				
Dec 15	@ MTL				
Dec 18	Vs NYR				
Dec 20	Vs FLA				
Dec 28	@ VAN				
Dec 30	@ LA				
Dec 31	@ ANA				
Jan 2	@ DET				
Jan 6	@ N.J				
Jan 8	Vs N.J				
Jan 11	@ BUF				
Jan 13	@ BOS				
Jan 14	@ ATL				
Jan 16	@ NYR				
Jan 18	Vs WSH				
Jan 20	Vs OTT				
Jan 22	Vs N.J				
Jan 23	@ CHI				
Jan 25	Vs MTL				
Feb 1	@ T.B				
Feb 3	Vs NSH				
Feb 5	Vs DAL				
Feb 10	Vs CAR				
Feb 13	Vs LA				
Feb 15	@ T.B				
Feb 16	@ FLA				
Feb 18	@ CAR				
Feb 20	@ NYR				
Feb 22	Vs PHX				
Feb 24	Vs NYI				
Feb 26	@ OTT	DND			
Mar 3	Vs TOR	DND			
Mar 5	Vs BUF	DND			
Mar 6	@ NYR	DND			
Mar 8	Vs EDM	DND			
Mar 10	@ TOR	0	0	0	11:24
Mar 12	Vs ATL	0	0	0	17:54
Mar 15	@ FLA	0	0	0	05:39
Mar 17	@ ATL	DND			
Mar 19	@ DAL	DND			
Mar 22	Vs WSH	0	0	0	05:54
Mar 24	Vs PIT	0	0	0	10:56
Mar 26	@ NYI	0	0	-1	14:18
Mar 27	Vs BOS	0	0	0	09:17
Mar 29	@ PIT	0	0	0	08:36
Mar 31	Vs ATL	0	0	1	07:24
Apr 1	@ N.J	0	0	0	11:07
Apr 3	Vs NYR	DND			
Apr 5	@ OTT	DND			
Apr 8	@ BUF	INJ			
Apr 9	Vs NYI	INJ			

## #48 DANNY BRIERE

DATE	OPP	GOALS	ASSISTS	SHOTS	(+/-)	TOI
Oct 7	@ PIT	1	0	3	0	17:22
Oct 9	@ STL	1	0	4	1	16:11
Oct 11	Vs COL	0	0	6	-2	16:40
Oct 14	Vs T.B	1	0	5	1	20:54
Oct 16	Vs PIT	1	0	2	-1	17:56
Oct 21	Vs ANA	0	0	3	1	19:56
Oct 23	Vs TOR	1	0	5	1	17:55
Oct 25	@ CBJ	0	1	5	0	20:24
Oct 26	Vs BUF	1	1	6	1	18:45
Oct 29	@ PIT	0	0	3	0	15:59
Oct 30	Vs NYI	0	0	1	1	17:23
Nov 1	Vs CAR	SUS				
Nov 4	Vs NYR	SUS				
Nov 6	@ NYI	SUS				
Nov 7	@ WSH	0	1	2	1	15:38
Nov 11	@ CAR	2	1	4	2	17:25
Nov 13	Vs FLA	0	0	4	1	18:51
Nov 15	Vs OTT	1	0	6	1	20:05
Nov 16	@ MTL	0	0	3	0	18:51
Nov 18	Vs T.B	1	0	3	0	19:31
Nov 20	@ WSH	0	0	2	0	15:54
Nov 22	Vs MTL	0	1	4	1	17:52
Nov 24	@ MIN	1	1	3	2	17:54
Nov 26	Vs CGY	0	0	6	0	19:41
Nov 27	@ N.J	1	0	1	0	16:37
Dec 1	Vs BOS	0	0	6	-1	17:05
Dec 4	Vs N.J	1	0	2	1	16:14
Dec 5	@ NYI	1	0	3	0	18:18
Dec 8	Vs S.J	0	0	3	2	20:38
Dec 9	@ TOR	2	1	5	3	18:34
Dec 11	@ BOS	0	0	2	-1	19:27
Dec 14	Vs PIT	0	1	3	2	17:33
Dec 15	@ MTL	0	0	1	0	15:14
Dec 18	Vs NYR	0	1	4	1	18:02
Dec 20	Vs FLA	0	0	3	-2	15:32
Dec 28	@ VAN	1	1	4	0	16:19
Dec 30	@ LA	1	1	3	1	16:21
Dec 31	@ ANA	0	0	3	-3	17:50
Jan 2	@ DET	0	1	2	1	16:04
Jan 6	@ N.J	2	0	2	3	19:44
Jan 8	Vs N.J	1	0	3	-1	18:04
Jan 11	@ BUF	1	3	5	2	17:07
Jan 13	@ BOS	1	1	2	-3	18:54
Jan 14	@ ATL	1	0	4	0	18:41
Jan 16	@ NYR	0	0	2	0	18:47
Jan 18	Vs WSH	0	1	3	1	20:54
Jan 20	Vs OTT	1	1	1	1	14:52
Jan 22	Vs N.J	0	0	5	-1	21:51
Jan 23	@ CHI	0	0	3	0	18:49
Jan 25	Vs MTL	1	1	3	-1	20:04
Feb 1	@ T.B	0	0	2	-2	19:07
Feb 3	Vs NSH	0	0	5	-1	18:10
Feb 5	Vs DAL	0	0	3	1	18:48
Feb 10	Vs CAR	1	0	2	0	18:23
Feb 13	Vs LA	0	0	3	0	22:57
Feb 15	@ T.B	0	0	4	0	19:02
Feb 16	@ FLA	1	2	5	3	19:51
Feb 18	@ CAR	0	1	1	1	19:28
Feb 20	@ NYR	0	0	6	0	19:36
Feb 22	Vs PHX	0	1	4	0	21:09
Feb 24	Vs NYI	0	0	1	0	14:03
Feb 26	@ OTT	0	0	2	-1	15:29
Mar 3	Vs TOR	0	0	5	-2	18:04
Mar 5	Vs BUF	0	0	1	-3	18:46
Mar 6	@ NYR	0	0	2	0	14:05
Mar 8	Vs EDM	1	1	2	0	16:50
Mar 10	@ TOR	0	1	5	1	17:37
Mar 12	Vs ATL	0	1	1	1	17:07
Mar 15	@ FLA	0	1	1	1	23:40
Mar 17	@ ATL	2	1	4	2	22:43
Mar 19	@ DAL	0	0	1	-1	19:12
Mar 22	Vs WSH	1	0	5	0	20:10
Mar 24	Vs PIT	0	0	3	0	22:37
Mar 26	@ NYI	0	1	1	1	15:33
Mar 27	Vs BOS	0	0	1	0	20:06
Mar 29	@ PIT	0	2	1	3	17:26
Mar 31	Vs ATL	0	0	6	0	21:26
Apr 1	@ N.J	0	0	4	-1	15:43
Apr 3	Vs NYR	INJ				
Apr 5	@ OTT	INJ				
Apr 8	@ BUF	1	1	2	1	17:52
Apr 9	Vs NYI	1	2	5	1	16:11

# PLAYER REGULAR SEASON GAME-BY-GAME BREAKDOWN

## #13 DANIEL CARCILLO

DATE	OPP	GOALS	ASSISTS	SHOTS	(+/-)	TOI
Oct 7	@ PIT	0	0	1	-1	10:24
Oct 9	@ STL	0	0	1	0	6:24
Oct 11	Vs COL	0	0	2	0	10:42
Oct 14	Vs T.B	0	0	2	-2	6:11
Oct 16	Vs PIT	DND				
Oct 21	Vs ANA	DND				
Oct 23	Vs TOR	0	0	0	0	7:16
Oct 25	@ CBJ	0	0	0	0	6:28
Oct 26	Vs BUF	DND				
Oct 29	@ PIT	1	0	1	1	5:06
Oct 30	Vs NYI	0	0	2	0	9:07
Nov 1	Vs CAR	0	0	2	0	7:48
Nov 4	Vs NYR	0	0	0	0	7:05
Nov 6	@ NYI	0	0	0	1	8:00
Nov 7	@ WSH	0	0	1	-1	6:09
Nov 11	@ CAR	0	1	0	1	9:03
Nov 13	Vs FLA	0	0	2	-1	10:04
Nov 15	Vs OTT	0	0	0	0	3:59
Nov 16	@ MTL	0	0	0	0	
Nov 18	Vs T.B	INJ				
Nov 20	@ WSH	INJ				
Nov 22	Vs MTL	INJ				
Nov 24	@ MIN	INJ				
Nov 26	Vs CGY	INJ				
Nov 27	@ N.J	INJ				
Dec 1	Vs BOS	INJ				
Dec 4	Vs N.J	INJ				
Dec 5	@ NYI	INJ				
Dec 8	Vs S.J	INJ				
Dec 9	@ TOR	INJ				
Dec 11	@ BOS	0	0	1	-1	11:28
Dec 14	Vs PIT	0	0	1	0	7:06
Dec 15	@ MTL	0	0	0	-1	11:13
Dec 18	Vs NYR	0	0	1	0	8:53
Dec 20	Vs FLA	0	0	1	-2	6:57
Dec 28	@ VAN	DND				
Dec 30	@ LA	0	0	1	-1	9:02
Dec 31	@ ANA	0	0	2	0	9:22
Jan 2	@ DET	1	0	4	1	6:24
Jan 6	@ N.J	0	0	0	-1	5:39
Jan 8	Vs N.J	0	0	0	0	4:47
Jan 11	@ BUF	0	0	1	0	8:02
Jan 13	@ BOS	DND				
Jan 14	@ ATL	DND				
Jan 16	@ NYR	DND				
Jan 18	Vs WSH	DND				
Jan 20	Vs OTT	DND				
Jan 22	Vs N.J	DND				
Jan 23	@ CHI	0	0	2	0	9:51
Jan 25	Vs MTL	1	0	2	1	6:06
Feb 1	@ T.B	0	0	1	0	7:08
Feb 3	Vs NSH	0	0	0	-1	7:24
Feb 5	Vs DAL	0	0	0	0	9:15
Feb 10	Vs CAR	0	0	1	-1	5:09
Feb 13	Vs LA	0	0	2	0	6:51
Feb 15	@ T.B	0	0	0	0	5:56
Feb 16	@ FLA	0	1	1	1	13:02
Feb 18	@ CAR	0	0	1	-1	7:32
Feb 20	@ NYR	1	0	3	1	7:55
Feb 22	Vs PHX	0	0	1	0	6:17
Feb 24	Vs NYI	0	0	1	-2	6:07
Feb 26	@ OTT	0	0	0	0	6:42
Mar 3	Vs TOR	ILL				
Mar 5	Vs BUF	ILL				
Mar 6	@ NYR	ILL				
Mar 8	Vs EDM	0	0	2	0	12:17
Mar 10	@ TOR	0	0	2	0	9:59
Mar 12	Vs ATL	0	0	0	-1	10:39
Mar 15	@ FLA	0	0	1	0	7:58
Mar 17	@ ATL	0	0	0	0	10:30
Mar 19	@ DAL	0	0	1	0	7:28
Mar 22	Vs WSH	0	0	1	-1	5:38
Mar 24	Vs PIT	0	0	0	0	5:30
Mar 26	@ NYI	0	0	1	-1	7:50
Mar 27	Vs BOS	0	0	0	0	7:14
Mar 29	@ PIT	0	0	1	0	8:21
Mar 31	Vs ATL	0	0	1	-1	4:52
Apr 1	@ N.J	0	0	2	0	7:52
Apr 3	Vs NYR	0	0	1	0	8:24
Apr 5	@ OTT	0	0	0	0	5:39
Apr 8	@ BUF	0	0	1	-1	9:04
Apr 9	Vs NYI	0	0	3	0	5:24

## #25 MATT CARLE

DATE	OPP	GOALS	ASSISTS	SHOTS	(+/-)	TOI
Oct 7	@ PIT	0	0	3	1	22:07
Oct 9	@ STL	0	1	2	1	23:20
Oct 11	Vs COL	0	0	2	1	19:52
Oct 14	Vs T.B	0	1	3	-1	19:54
Oct 16	Vs PIT	0	0	3	-1	15:32
Oct 21	Vs ANA	0	1	2	-1	20:57
Oct 23	Vs TOR	0	0	5	1	18:38
Oct 25	@ CBJ	0	0	1	-1	19:42
Oct 26	Vs BUF	0	0	0	2	20:41
Oct 29	@ PIT	0	1	1	1	16:26
Oct 30	Vs NYI	0	0	0	1	23:15
Nov 1	Vs CAR	0	0	1	-1	20:08
Nov 4	Vs NYR	0	0	0	0	20:13
Nov 6	@ NYI	0	0	0	0	20:26
Nov 7	@ WSH	0	0	1	0	20:20
Nov 11	@ CAR	0	0	0	1	23:17
Nov 13	Vs FLA	0	0	0	1	22:08
Nov 15	Vs OTT	0	0	2	0	20:17
Nov 16	@ MTL	0	0	4	-1	20:37
Nov 18	Vs T.B	0	2	0	0	18:11
Nov 20	@ WSH	0	1	3	1	21:22
Nov 22	Vs MTL	0	0	2	1	19:46
Nov 24	@ MIN	0	0	2	2	22:53
Nov 26	Vs CGY	0	1	3	1	24:46
Nov 27	@ N.J	0	0	3	-1	25:49
Dec 1	Vs BOS	0	0	2	-1	22:26
Dec 4	Vs N.J	0	2	1	2	20:52
Dec 5	@ NYI	1	0	2	1	18:54
Dec 8	Vs S.J	0	2	2	1	21:40
Dec 9	@ TOR	0	1	0	1	20:57
Dec 11	@ BOS	0	0	3	0	23:38
Dec 14	Vs PIT	0	0	2	1	21:30
Dec 15	@ MTL	0	1	1	1	23:03
Dec 18	Vs NYR	0	0	4	0	20:11
Dec 20	Vs FLA	0	0	0	-3	21:13
Dec 28	@ VAN	0	0	0	0	23:35
Dec 30	@ LA	0	1	0	1	21:43
Dec 31	@ ANA	0	1	3	0	25:29
Jan 2	@ DET	0	1	1	1	21:11
Jan 6	@ N.J	0	2	2	1	23:07
Jan 8	Vs N.J	0	0	0	1	21:23
Jan 11	@ BUF	0	2	2	2	23:04
Jan 13	@ BOS	0	0	3	-3	19:12
Jan 14	@ ATL	0	1	1	2	22:19
Jan 16	@ NYR	0	2	0	1	20:25
Jan 18	Vs WSH	0	1	0	2	22:12
Jan 20	Vs OTT	0	0	1	1	19:59
Jan 22	Vs N.J	0	0	0	0	21:13
Jan 23	@ CHI	0	0	1	1	22:45
Jan 25	Vs MTL	0	0	1	1	20:32
Feb 1	@ T.B	0	0	2	-2	21:26
Feb 3	Vs NSH	0	0	2	-1	21:04
Feb 5	Vs DAL	0	0	0	1	18:47
Feb 10	Vs CAR	0	1	2	1	20:05
Feb 13	Vs LA	0	0	2	0	20:47
Feb 15	@ T.B	0	0	1	1	23:13
Feb 16	@ FLA	0	0	1	2	20:39
Feb 18	@ CAR	0	0	3	0	22:12
Feb 20	@ NYR	0	0	1	-1	25:08
Feb 22	Vs PHX	0	1	2	1	26:56
Feb 24	Vs NYI	0	1	2	-2	24:38
Feb 26	@ OTT	0	1	3	1	22:45
Mar 3	Vs TOR	0	1	2	2	20:52
Mar 5	Vs BUF	0	1	2	-2	21:16
Mar 6	@ NYR	0	0	1	-2	20:58
Mar 8	Vs EDM	0	1	1	1	21:48
Mar 10	@ TOR	0	1	2	1	21:39
Mar 12	Vs ATL	0	0	0	-1	20:11
Mar 15	@ FLA	0	0	2	-1	26:46
Mar 17	@ ATL	0	1	1	1	26:53
Mar 19	@ DAL	0	2	3	1	26:12
Mar 22	Vs WSH	0	1	0	3	27:02
Mar 24	Vs PIT	0	1	1	1	24:57
Mar 26	@ NYI	0	0	1	-1	20:41
Mar 27	Vs BOS	0	0	0	1	22:37
Mar 29	@ PIT	0	1	0	3	24:07
Mar 31	Vs ATL	0	0	0	0	23:55
Apr 1	@ N.J	0	0	1	-2	24:54
Apr 3	Vs NYR	0	1	0	0	28:23
Apr 5	@ OTT	0	0	0	0	22:37
Apr 8	@ BUF	0	1	3	-1	27:03
Apr 9	Vs NYI	0	1	2	4	21:47

# PLAYER REGULAR SEASON GAME-BY-GAME BREAKDOWN

## #17 JEFF CARTER

DATE	OPP	GOALS	ASSISTS	SHOTS	(+/-)	TOI
Oct 7	@ PIT	0	0	3	-1	15:20
Oct 9	@ STL	0	0	4	0	19:13
Oct 11	Vs COL	2	0	7	2	24:17
Oct 14	Vs T.B	0	0	1	-2	20:37
Oct 16	Vs PIT	0	1	4	-2	17:34
Oct 21	Vs ANA	0	0	4	-1	21:42
Oct 23	Vs TOR	0	0	3	1	15:59
Oct 25	@ CBJ	0	0	4	0	21:10
Oct 26	Vs BUF	1	2	6	1	16:46
Oct 29	@ PIT	0	0	4	-1	14:55
Oct 30	Vs NYI	2	1	6	3	17:24
Nov 1	Vs CAR	0	2	4	2	19:15
Nov 4	Vs NYR	0	0	2	0	16:20
Nov 6	@ NYI	0	0	2	0	22:17
Nov 7	@ WSH	0	0	1	0	17:13
Nov 11	@ CAR	3	0	8	1	12:36
Nov 13	Vs FLA	0	1	2	0	17:51
Nov 15	Vs OTT	0	0	6	1	16:36
Nov 16	@ MTL	0	0	6	0	19:41
Nov 18	Vs T.B	1	0	2	0	13:17
Nov 20	@ WSH	1	0	4	1	18:09
Nov 22	Vs MTL	0	0	6	0	18:09
Nov 24	@ MIN	1	0	2	1	15:37
Nov 26	Vs CGY	0	0	5	0	22:10
Nov 27	@ N.J	0	1	9	0	17:14
Dec 1	Vs BOS	0	0	4	-1	17:39
Dec 4	Vs N.J	1	2	7	2	19:13
Dec 5	@ NYI	0	0	0	3	17:44
Dec 8	Vs S.J	0	1	2	0	18:54
Dec 9	@ TOR	0	0	6	0	15:57
Dec 11	@ BOS	0	1	3	1	19:22
Dec 14	Vs PIT	0	0	4	0	18:33
Dec 15	@ MTL	1	2	7	3	18:42
Dec 18	Vs NYR	0	1	3	-1	17:10
Dec 20	Vs FLA	0	0	4	-1	17:45
Dec 28	@ VAN	1	0	6	-3	20:22
Dec 30	@ L.A	1	1	4	0	19:35
Dec 31	@ ANA	1	1	4	2	17:24
Jan 2	@ DET	0	0	2	0	19:56
Jan 6	@ N.J	0	0	1	0	17:31
Jan 8	Vs N.J	0	1	6	1	20:14
Jan 10	@ BUF	0	0	5	0	17:03
Jan 13	@ BOS	1	0	4	-1	16:30
Jan 14	@ ATL	1	1	7	3	18:39
Jan 16	@ NYR	1	0	6	2	16:59
Jan 18	Vs WSH	1	1	2	2	17:21
Jan 20	Vs OTT	0	0	2	-1	14:59
Jan 22	Vs N.J	0	0	4	0	17:45
Jan 23	@ CHI	2	1	6	4	18:20
Jan 25	Vs MTL	1	0	6	0	17:07
Feb 1	@ T.B	0	0	3	0	20:04
Feb 3	Vs NSH	1	2	5	2	19:24
Feb 5	Vs DAL	1	0	4	1	16:09
Feb 10	Vs CAR	1	0	5	0	19:11
Feb 13	Vs LA	0	0	4	-1	20:28
Feb 15	@ T.B	0	1	1	1	16:30
Feb 16	@ FLA	0	0	5	0	15:48
Feb 18	@ CAR	0	0	3	0	20:33
Feb 20	@ NYR	1	1	2	-1	15:46
Feb 22	Vs PHX	0	1	3	0	18:20
Feb 24	Vs NYI	1	1	4	1	21:26
Feb 26	@ OTT	0	0	3	0	18:51
Mar 3	Vs TOR	ILL				
Mar 5	Vs BUF	0	0	2	-1	15:09
Mar 6	@ NYR	DND				
Mar 8	Vs EDM	2	0	5	1	17:45
Mar 10	@ TOR	0	1	7	0	17:21
Mar 12	Vs ATL	0	0	4	-1	17:55
Mar 15	@ FLA	2	0	3	2	20:12
Mar 17	@ ATL	0	1	5	1	16:46
Mar 19	@ DAL	1	0	5	0	17:05
Mar 22	Vs WSH	0	0	5	2	20:18
Mar 24	Vs PIT	0	0	1	0	20:13
Mar 26	@ NYI	1	0	5	2	17:23
Mar 27	Vs BOS	0	0	5	0	19:10
Mar 29	@ PIT	1	0	5	1	15:57
Mar 31	Vs ATL	0	0	2	0	20:01
Apr 1	@ N.J	1	0	5	-1	21:01
Apr 3	Vs NYR	0	0	6	0	24:33
Apr 5	@ OTT	0	0	6	-1	19:56
Apr 8	@ BUF	0	0	3	-1	15:24
Apr 9	Vs NYI	0	1	6	2	18:59

## #5 BRAYDON COBURN

DATE	OPP	GOALS	ASSISTS	SHOTS	(+/-)	TOI
Oct 7	@ PIT	0	0	4	0	22:39
Oct 9	@ STL	0	0	0	0	24:56
Oct 11	Vs COL	0	0	1	0	21:37
Oct 14	Vs T.B	0	0	1	0	22:03
Oct 16	Vs PIT	0	0	2	-1	23:10
Oct 21	Vs ANA	0	1	0	0	20:36
Oct 23	Vs TOR	0	0	1	-1	21:43
Oct 25	@ CBJ	0	0	0	0	20:54
Oct 26	Vs BUF	0	1	1	-1	18:29
Oct 29	@ PIT	0	0	2	-1	19:20
Oct 30	Vs NYI	0	0	2	2	23:42
Nov 1	Vs CAR	0	0	2	2	20:16
Nov 4	Vs NYR	0	0	2	0	19:23
Nov 6	@ NYI	0	0	1	0	21:47
Nov 7	@ WSH	0	0	0	0	22:49
Nov 11	@ CAR	0	1	0	1	17:48
Nov 13	Vs FLA	0	0	2	-1	17:48
Nov 15	Vs OTT	0	1	3	2	20:24
Nov 16	@ MTL	0	0	1	0	16:58
Nov 18	Vs T.B	1	0	2	0	16:45
Nov 20	@ WSH	0	0	0	1	14:58
Nov 22	Vs MTL	1	1	0	1	17:49
Nov 24	@ MIN	1	1	4	1	16:14
Nov 26	Vs CGY	0	0	2	1	21:14
Nov 27	@ N.J	0	0	1	0	22:14
Dec 1	Vs BOS	0	0	4	-1	20:38
Dec 4	Vs N.J	0	0	1	2	17:02
Dec 5	@ NYI	0	0	0	-1	19:50
Dec 8	Vs S.J	1	1	2	2	20:12
Dec 9	@ TOR	0	0	0	-1	16:00
Dec 11	@ BOS	0	0	2	1	21:08
Dec 14	Vs PIT	0	0	1	0	14:36
Dec 15	@ MTL	0	0	0	-1	21:21
Dec 18	Vs NYR	0	0	1	2	22:08
Dec 20	Vs FLA	0	0	1	-1	23:48
Dec 28	@ VAN	0	0	3	-3	20:39
Dec 30	@ LA	0	0	1	1	19:24
Dec 31	@ ANA	0	0	1	-2	20:01
Jan 2	@ DET	0	0	2	0	23:44
Jan 6	@ N.J	0	0	0	0	22:36
Jan 8	Vs N.J	0	0	1	1	21:20
Jan 11	@ BUF	0	0	1	0	18:22
Jan 13	@ BOS	1	1	4	3	22:50
Jan 14	@ ATL	0	0	2	3	22:44
Jan 16	@ NYR	0	0	4	0	23:48
Jan 18	Vs WSH	0	0	1	-1	23:10
Jan 20	Vs OTT	1	1	1	1	20:01
Jan 22	Vs N.J	0	0	1	0	19:32
Jan 23	@ CHI	0	0	2	2	18:40
Jan 25	Vs MTL	0	0	2	-1	20:27
Feb 1	@ T.B	0	0	0	-1	20:42
Feb 3	Vs NSH	0	0	2	2	19:41
Feb 5	Vs DAL	0	0	4	0	18:28
Feb 10	Vs CAR	0	0	1	0	18:40
Feb 13	Vs LA	0	0	3	-1	19:40
Feb 15	@ T.B	0	0	3	0	23:26
Feb 16	@ FLA	0	0	0	1	20:27
Feb 18	@ CAR	1	0	1	1	21:15
Feb 20	@ NYR	2	2	1	2	23:46
Feb 22	Vs PHX	0	0	1	-1	23:12
Feb 24	Vs NYI	0	0	2	1	24:02
Feb 26	@ OTT	0	0	2	-1	21:51
Mar 3	Vs TOR	0	0	0	-1	20:16
Mar 5	Vs BUF	1	1	1	1	18:27
Mar 6	@ NYR	0	0	2	-4	20:31
Mar 8	Vs EDM	0	0	2	2	17:08
Mar 10	@ TOR	0	0	1	1	22:06
Mar 12	Vs ATL	0	0	0	-1	20:55
Mar 15	@ FLA	0	0	1	0	22:59
Mar 17	@ ATL	0	0	1	0	28:35
Mar 19	@ DAL	0	0	4	-1	27:38
Mar 22	Vs WSH	1	1	1	0	27:26
Mar 24	Vs PIT	0	0	0	1	24:47
Mar 26	@ NYI	0	0	2	2	22:24
Mar 27	Vs BOS	0	0	0	0	22:08
Mar 29	@ PIT	0	1	3	1	24:24
Mar 31	Vs ATL	0	0	2	-1	20:56
Apr 1	@ N.J	0	0	0	1	23:00
Apr 3	Vs NYR	0	0	3	0	21:06
Apr 5	@ OTT	0	0	1	0	18:14
Apr 8	@ BUF	0	0	2	0	23:56
Apr 9	Vs NYI	0	0	0	1	23:58



# PLAYER REGULAR SEASON GAME-BY-GAME BREAKDOWN

## #28 CLAUDE GIROUX

DATE	OPP	GOALS	ASSISTS	SHOTS	(+/-)	TOI
Oct 7	@ PIT	1	0	1	1	19:54
Oct 9	@ STL	0	0	0	-1	18:02
Oct 11	Vs COL	1	0	2	0	21:09
Oct 14	Vs T.B	0	1	3	0	19:17
Oct 16	Vs PIT	0	0	1	-1	20:12
Oct 21	Vs ANA	1	0	6	0	19:46
Oct 23	Vs TOR	0	1	1	-1	20:28
Oct 25	@ CBJ	0	0	4	0	18:15
Oct 26	Vs BUF	1	1	2	1	18:26
Oct 29	@ PIT	2	0	3	0	17:33
Oct 30	Vs NYI	0	2	0	2	19:11
Nov 1	Vs NYR	1	0	4	-1	18:48
Nov 4	Vs NYR	0	2	0	1	18:42
Nov 6	@ NYI	0	0	1	0	17:10
Nov 7	@ WSH	0	0	3	0	19:49
Nov 11	@ CAR	0	2	2	2	14:51
Nov 13	Vs FLA	2	0	6	0	18:51
Nov 15	Vs OTT	1	2	3	3	16:25
Nov 16	@ MTL	0	0	1	0	19:11
Nov 18	Vs T.B	0	0	2	-1	18:35
Nov 20	@ WSH	1	0	3	0	23:03
Nov 22	Vs MTL	1	0	4	0	21:48
Nov 24	@ MIN	0	0	2	0	17:45
Nov 26	Vs CGY	0	0	2	-1	22:43
Nov 27	@ N.J	0	0	0	0	18:01
Dec 1	Vs BOS	0	0	4	0	21:12
Dec 4	Vs N.J	1	0	1	0	17:24
Dec 5	@ NYI	0	1	0	-1	17:23
Dec 8	Vs S.J	1	1	2	1	18:38
Dec 9	@ TOR	0	0	2	-1	18:16
Dec 11	@ BOS	0	1	2	1	19:17
Dec 14	Vs PIT	1	0	2	1	21:27
Dec 15	@ MTL	1	0	2	1	16:05
Dec 18	Vs NYR	0	1	0	2	15:14
Dec 20	Vs FLA	0	0	1	-2	18:37
Dec 28	@ VAN	0	1	3	-2	16:56
Dec 30	@ L.A	0	3	3	2	16:43
Dec 31	@ ANA	0	0	1	-2	18:59
Jan 2	@ DET	0	0	1	-1	18:22
Jan 6	@ N.J	0	0	2	0	18:01
Jan 8	Vs N.J	0	1	0	0	18:51
Jan 11	@ BUF	0	0	0	-1	17:16
Jan 13	@ BOS	0	0	1	-1	16:35
Jan 14	@ ATL	1	1	5	3	20:15
Jan 16	@ NYR	0	1	0	1	21:07
Jan 18	Vs WSH	1	0	5	1	18:48
Jan 20	Vs OTT	0	1	0	-1	15:26
Jan 22	Vs N.J	0	1	3	1	18:06
Jan 23	@ CHI	0	4	3	4	20:17
Jan 25	Vs MTL	1	0	3	0	19:57
Feb 1	@ T.B	0	0	2	0	25:57
Feb 3	Vs NSH	0	2	3	2	18:29
Feb 5	Vs DAL	0	1	2	1	18:54
Feb 10	Vs CAR	0	1	2	4	20:38
Feb 13	Vs L.A	0	0	1	-1	20:15
Feb 15	@ T.B	0	1	1	1	18:47
Feb 16	@ FLA	0	0	2	1	19:11
Feb 18	@ CAR	0	0	1	-3	21:33
Feb 20	@ NYR	1	1	2	-1	17:40
Feb 22	Vs PHX	1	0	8	0	19:30
Feb 24	Vs NYI	0	2	2	2	22:23
Feb 26	@ OTT	0	0	1	1	20:31
Mar 3	Vs TOR	0	0	1	-1	22:09
Mar 5	Vs BUF	0	1	0	-2	20:30
Mar 6	@ NYR	0	0	4	-1	21:16
Mar 8	Vs EDM	0	2	1	2	19:29
Mar 10	@ TOR	1	1	3	0	18:49
Mar 12	Vs ATL	0	1	0	0	21:01
Mar 15	@ FLA	0	1	1	2	21:50
Mar 17	@ ATL	1	0	3	0	21:01
Mar 19	@ DAL	0	0	1	0	19:34
Mar 22	Vs WSH	1	1	2	2	20:49
Mar 24	Vs PIT	0	0	0	0	22:09
Mar 26	@ NYI	0	2	0	2	16:12
Mar 27	Vs BOS	0	0	1	0	18:55
Mar 29	@ PIT	1	0	3	1	19:18
Mar 31	Vs ATL	0	0	7	0	23:04
Apr 1	@ N.J	0	1	4	-1	19:41
Apr 3	Vs NYR	0	2	1	2	23:35
Apr 5	@ OTT	0	1	1	-1	20:26
Apr 8	@ BUF	0	1	4	1	19:24
Apr 9	Vs NYI	0	0	3	1	21:39

## #27 ERIK GUSTAFSSON

DATE	OPP	GOALS	ASSISTS	SHOTS	(+/-)	TOI
Oct 7	@ PIT	MIN				
Oct 9	@ STL	MIN				
Oct 11	Vs COL	MIN				
Oct 14	Vs T.B	MIN				
Oct 16	Vs PIT	MIN				
Oct 21	Vs ANA	MIN				
Oct 23	Vs TOR	MIN				
Oct 25	@ CBJ	MIN				
Oct 26	Vs BUF	MIN				
Oct 29	@ PIT	MIN				
Oct 30	Vs NYI	MIN				
Nov 1	Vs CAR	MIN				
Nov 4	Vs NYR	MIN				
Nov 6	@ NYI	MIN				
Nov 7	@ WSH	MIN				
Nov 11	@ CAR	MIN				
Nov 13	Vs FLA	MIN				
Nov 15	Vs OTT	MIN				
Nov 16	@ MTL	MIN				
Nov 18	Vs T.B	MIN				
Nov 20	@ WSH	MIN				
Nov 22	Vs MTL	MIN				
Nov 24	@ MIN	MIN				
Nov 26	Vs CGY	MIN				
Nov 27	@ N.J	MIN				
Dec 1	Vs BOS	MIN				
Dec 4	Vs N.J	MIN				
Dec 5	@ NYI	MIN				
Dec 8	Vs S.J	MIN				
Dec 9	@ TOR	MIN				
Dec 11	@ BOS	MIN				
Dec 14	Vs PIT	MIN				
Dec 15	@ MTL	MIN				
Dec 18	Vs NYR	MIN				
Dec 20	Vs FLA	MIN				
Dec 28	@ VAN	MIN				
Dec 30	@ L.A	DND				
Dec 31	@ ANA	DND				
Jan 2	@ DET	DND				
Jan 6	@ N.J	MIN				
Jan 8	Vs N.J	MIN				
Jan 11	@ BUF	MIN				
Jan 13	@ BOS	MIN				
Jan 14	@ ATL	MIN				
Jan 16	@ NYR	MIN				
Jan 18	Vs WSH	MIN				
Jan 20	Vs OTT	MIN				
Jan 22	Vs N.J	MIN				
Jan 23	@ CHI	MIN				
Jan 25	Vs MTL	MIN				
Feb 1	@ T.B	MIN				
Feb 3	Vs NSH	MIN				
Feb 5	Vs DAL	MIN				
Feb 10	Vs CAR	MIN				
Feb 13	Vs L.A	MIN				
Feb 15	@ T.B	MIN				
Feb 16	@ FLA	MIN				
Feb 18	@ CAR	MIN				
Feb 20	@ NYR	MIN				
Feb 22	Vs PHX	MIN				
Feb 24	Vs NYI	MIN				
Feb 26	@ OTT	0	0	1	0	16:06
Mar 3	Vs TOR	MIN				
Mar 5	Vs BUF	MIN				
Mar 6	@ NYR	MIN				
Mar 8	Vs EDM	MIN				
Mar 10	@ TOR	MIN				
Mar 12	Vs ATL	MIN				
Mar 15	@ FLA	DND				
Mar 17	@ ATL	0	0	0	-1	09:19
Mar 19	@ DAL	0	0	1	0	07:27
Mar 22	Vs WSH	MIN				
Mar 24	Vs PIT	MIN				
Mar 26	@ NYI	MIN				
Mar 27	Vs BOS	MIN				
Mar 29	@ PIT	MIN				
Mar 31	Vs ATL	MIN				
Apr 1	@ N.J	MIN				
Apr 3	Vs NYR	MIN				
Apr 5	@ OTT	MIN				
Apr 8	@ BUF	MIN				
Apr 9	Vs NYI	MIN				

# PLAYER REGULAR SEASON GAME-BY-GAME BREAKDOWN

## #19 SCOTT HARTNELL

DATE	OPP	GOALS	ASSISTS	SHOTS	(+/-)	TOI
Oct 7	@ PIT	0	0	1	0	16:10
Oct 9	@ STL	0	0	0	0	10:24
Oct 11	Vs COL	0	0	5	-2	16:25
Oct 14	Vs T.B	0	0	0	0	16:01
Oct 16	Vs PIT	0	1	3	-1	15:50
Oct 21	Vs ANA	1	0	3	1	19:36
Oct 23	Vs TOR	1	0	3	2	18:51
Oct 25	@ CBJ	0	1	0	0	17:43
Oct 26	Vs BUF	0	1	1	0	16:24
Oct 29	@ PIT	0	0	2	-1	15:46
Oct 30	Vs NYI	0	1	1	2	13:58
Nov 1	Vs CAR	2	0	4	2	17:23
Nov 4	Vs NYR	0	1	1	1	18:56
Nov 6	@ NYI	0	0	4	0	15:27
Nov 7	@ WSH	0	0	3	0	15:00
Nov 11	@ CAR	1	0	1	2	14:37
Nov 13	Vs FLA	1	0	7	1	17:03
Nov 15	Vs OTT	0	0	2	0	14:37
Nov 16	@ MTL	0	0	4	0	17:28
Nov 18	Vs T.B	0	1	0	0	17:35
Nov 20	@ WSH	0	1	4	1	17:21
Nov 22	Vs MTL	0	1	6	1	17:45
Nov 24	@ MIN	0	1	3	2	14:36
Nov 26	Vs CGY	0	0	0	0	18:46
Nov 27	@ N.J	0	1	2	0	18:53
Dec 1	Vs BOS	0	0	4	-2	17:53
Dec 4	Vs N.J	0	0	1	1	15:16
Dec 5	@ NYI	0	1	3	0	17:04
Dec 8	Vs S.J	1	1	4	2	17:04
Dec 9	@ TOR	0	0	1	2	17:51
Dec 11	@ BOS	0	0	1	0	17:22
Dec 14	Vs PIT	1	1	5	1	16:39
Dec 15	@ MTL	0	0	4	-1	15:36
Dec 18	Vs NYR	0	0	2	1	17:38
Dec 20	Vs FLA	0	0	2	-1	13:01
Dec 28	@ VAN	0	0	1	0	14:07
Dec 30	@ LA	1	0	1	1	12:44
Dec 31	@ ANA	0	0	2	-1	17:05
Jan 2	@ DET	1	0	1	1	15:04
Jan 6	@ N.J	2	0	3	2	18:45
Jan 8	Vs N.J	0	0	0	-1	17:21
Jan 11	@ BUF	2	1	2	1	15:18
Jan 13	@ BOS	1	0	5	-1	15:03
Jan 14	@ ATL	0	1	3	0	16:34
Jan 16	@ NYR	0	0	0	0	16:39
Jan 18	Vs WSH	0	0	0	0	17:51
Jan 20	Vs OTT	1	0	3	1	13:42
Jan 22	Vs N.J	0	0	2	-1	20:52
Jan 23	@ CHI	1	0	2	1	15:29
Jan 25	Vs MTL	0	1	3	-2	15:09
Feb 1	@ T.B	0	0	0	-1	15:17
Feb 3	Vs NSH	0	0	1	0	16:40
Feb 5	Vs DAL	0	0	2	1	19:30
Feb 10	Vs CAR	0	0	0	0	16:56
Feb 13	Vs LA	0	0	5	0	20:43
Feb 15	@ T.B	1	0	2	-1	16:57
Feb 16	@ FLA	1	0	6	2	15:47
Feb 18	@ CAR	0	0	0	-1	17:50
Feb 20	@ NYR	0	2	2	-1	15:30
Feb 22	Vs PHX	0	0	2	-2	15:10
Feb 24	Vs NYI	0	1	1	1	19:01
Feb 26	@ OTT	1	0	1	-1	14:56
Mar 3	Vs TOR	0	0	2	-2	16:57
Mar 5	Vs BUF	0	0	4	-2	16:13
Mar 6	@ NYR	0	0	1	0	12:26
Mar 8	Vs EDM	0	0	1	0	15:41
Mar 10	@ TOR	0	0	0	1	14:43
Mar 12	Vs ATL	0	2	2	1	16:57
Mar 15	@ FLA	1	0	3	1	17:46
Mar 17	@ ATL	0	0	3	1	20:56
Mar 19	@ DAL	0	0	1	-1	17:26
Mar 22	Vs WSH	0	0	1	0	17:30
Mar 24	Vs PIT	0	0	3	0	19:30
Mar 26	@ NYI	0	0	1	0	14:52
Mar 27	Vs BOS	0	0	2	0	16:50
Mar 29	@ PIT	1	1	3	2	16:32
Mar 31	Vs ATL	0	0	4	0	17:51
Apr 1	@ N.J	0	0	1	0	16:15
Apr 3	Vs NYR	0	0	0	-1	19:21
Apr 5	@ OTT	0	0	2	0	15:24
Apr 8	@ BUF	1	1	1	1	18:45
Apr 9	Vs NYI	2	0	5	0	15:42

## #34 BEN HOLMSTROM

DATE	OPP.	GA	SH	DEC	TOI
Oct 7	@ PIT	MIN			
Oct 9	@ STL	MIN			
Oct 11	Vs COL	MIN			
Oct 14	Vs T.B	MIN			
Oct 16	Vs PIT	MIN			
Oct 21	Vs ANA	MIN			
Oct 23	Vs TOR	MIN			
Oct 25	@ CBJ	MIN			
Oct 26	Vs BUF	MIN			
Oct 29	@ PIT	MIN			
Oct 30	Vs NYI	MIN			
Nov 1	Vs CAR	MIN			
Nov 4	Vs NYR	MIN			
Nov 6	@ NYI	MIN			
Nov 7	@ WSH	MIN			
Nov 11	@ CAR	MIN			
Nov 13	Vs FLA	MIN			
Nov 15	Vs OTT	MIN			
Nov 16	@ MTL	MIN			
Nov 18	Vs T.B	MIN			
Nov 20	@ WSH	MIN			
Nov 22	Vs MTL	MIN			
Nov 24	@ MIN	MIN			
Nov 26	Vs CGY	MIN			
Nov 27	@ N.J	MIN			
Dec 1	Vs BOS	MIN			
Dec 4	Vs N.J	MIN			
Dec 5	@ NYI	MIN			
Dec 8	Vs S.J	MIN			
Dec 9	@ TOR	MIN			
Dec 11	@ BOS	MIN			
Dec 14	Vs PIT	MIN			
Dec 15	@ MTL	MIN			
Dec 18	Vs NYR	MIN			
Dec 20	Vs FLA	MIN			
Dec 28	@ VAN	MIN			
Dec 30	@ LA	MIN			
Dec 31	@ ANA	MIN			
Jan 2	@ DET	MIN			
Jan 6	@ N.J	MIN			
Jan 8	Vs N.J	MIN			
Jan 11	@ BUF	MIN			
Jan 13	@ BOS	MIN			
Jan 14	@ ATL	MIN			
Jan 16	@ NYR	MIN			
Jan 18	Vs WSH	MIN			
Jan 20	Vs OTT	MIN			
Jan 22	Vs N.J	MIN			
Jan 23	@ CHI	MIN			
Jan 25	Vs MTL	MIN			
Feb 1	@ T.B	MIN			
Feb 3	Vs NSH	MIN			
Feb 5	Vs DAL	MIN			
Feb 10	Vs CAR	MIN			
Feb 13	Vs LA	MIN			
Feb 15	@ T.B	MIN			
Feb 16	@ FLA	MIN			
Feb 18	@ CAR	MIN			
Feb 20	@ NYR	MIN			
Feb 22	Vs PHX	MIN			
Feb 24	Vs NYI	MIN			
Feb 26	@ OTT	MIN			
Mar 3	Vs TOR	0	0	0	8:06
Mar 5	Vs BUF	0	0	0	
Mar 6	@ NYR	MIN			
Mar 8	Vs EDM	MIN			
Mar 10	@ TOR	MIN			
Mar 12	Vs ATL	MIN			
Mar 15	@ FLA	MIN			
Mar 17	@ ATL	MIN			
Mar 19	@ DAL	MIN			
Mar 22	Vs WSH	MIN			
Mar 24	Vs PIT	MIN			
Mar 26	@ NYI	MIN			
Mar 27	Vs BOS	MIN			
Mar 29	@ PIT	MIN			
Mar 31	Vs ATL	MIN			
Apr 1	@ N.J	MIN			
Apr 3	Vs NYR	MIN			
Apr 5	@ OTT	0	0	0	-1
Apr 8	@ BUF	MIN			
Apr 9	Vs NYI	MIN			

# PLAYER REGULAR SEASON GAME-BY-GAME BREAKDOWN

## #14 IAN LAPERRIERE

DATE	OPP.	GA	SH	DEC	TOI
Oct 7	@ PIT	INJ			
Oct 9	@ STL	INJ			
Oct 11	Vs COL	INJ			
Oct 14	Vs T.B	INJ			
Oct 16	Vs PIT	INJ			
Oct 21	Vs ANA	INJ			
Oct 23	Vs TOR	INJ			
Oct 25	@ CBJ	INJ			
Oct 26	Vs BUF	INJ			
Oct 29	@ PIT	INJ			
Oct 30	Vs NYI	INJ			
Nov 1	Vs CAR	INJ			
Nov 4	Vs NYR	INJ			
Nov 6	@ NYI	INJ			
Nov 7	@ WSH	INJ			
Nov 11	@ CAR	INJ			
Nov 13	Vs FLA	INJ			
Nov 15	Vs OTT	INJ			
Nov 16	@ MTL	INJ			
Nov 18	Vs T.B	INJ			
Nov 20	@ WSH	INJ			
Nov 22	Vs MTL	INJ			
Nov 24	@ MIN	INJ			
Nov 26	Vs CGY	INJ			
Nov 27	@ N.J	INJ			
Dec 1	Vs BOS	INJ			
Dec 4	Vs N.J	INJ			
Dec 5	@ NYI	INJ			
Dec 8	Vs S.J	INJ			
Dec 9	@ TOR	INJ			
Dec 11	@ BOS	INJ			
Dec 14	Vs PIT	INJ			
Dec 15	@ MTL	INJ			
Dec 18	Vs NYR	INJ			
Dec 20	Vs FLA	INJ			
Dec 28	@ VAN	INJ			
Dec 30	@ L.A	INJ			
Dec 31	@ ANA	INJ			
Jan 2	@ DET	INJ			
Jan 6	@ N.J	INJ			
Jan 8	Vs N.J	INJ			
Jan 11	@ BUF	INJ			
Jan 13	@ BOS	INJ			
Jan 14	@ ATL	INJ			
Jan 16	@ NYR	INJ			
Jan 18	Vs WSH	INJ			
Jan 20	Vs OTT	INJ			
Jan 22	Vs N.J	INJ			
Jan 23	@ CHI	INJ			
Jan 25	Vs MTL	INJ			
Feb 1	@ T.B	INJ			
Feb 3	Vs NSH	INJ			
Feb 5	Vs DAL	INJ			
Feb 10	Vs CAR	INJ			
Feb 13	Vs L.A	INJ			
Feb 15	@ T.B	INJ			
Feb 16	@ FLA	INJ			
Feb 18	@ CAR	INJ			
Feb 20	@ NYR	INJ			
Feb 22	Vs PHX	INJ			
Feb 24	Vs PHI	INJ			
Feb 26	@ OTT	INJ			
Mar 3	Vs TOR	INJ			
Mar 5	Vs BUF	INJ			
Mar 6	@ NYR	INJ			
Mar 8	Vs EDM	INJ			
Mar 10	@ TOR	INJ			
Mar 12	Vs ATL	INJ			
Mar 15	@ FLA	INJ			
Mar 17	@ ATL	INJ			
Mar 19	@ DAL	INJ			
Mar 22	Vs WSH	INJ			
Mar 24	Vs PIT	INJ			
Mar 26	@ NYI	INJ			
Mar 27	Vs BOS	INJ			
Mar 29	@ PIT	INJ			
Mar 31	Vs ATL	INJ			
Apr 1	@ N.J	INJ			
Apr 3	Vs NYR	INJ			
Apr 5	@ OTT	INJ			
Apr 8	@ BUF	INJ			
Apr 9	Vs NYI	INJ			

## #49 MICHAEL LEIGHTON

DATE	OPP.	GA	SH	DEC	TOI
Oct 7	@ PIT	INJ			
Oct 9	@ STL	INJ			
Oct 11	Vs COL	INJ			
Oct 14	Vs T.B	INJ			
Oct 16	Vs PIT	INJ			
Oct 21	Vs ANA	INJ			
Oct 23	Vs TOR	INJ			
Oct 25	@ CBJ	INJ			
Oct 26	Vs BUF	INJ			
Oct 29	@ PIT	INJ			
Oct 30	Vs NYI	INJ			
Nov 1	Vs CAR	INJ			
Nov 4	Vs NYR	INJ			
Nov 6	@ NYI	INJ			
Nov 7	@ WSH	INJ			
Nov 11	@ CAR	INJ			
Nov 13	Vs FLA	INJ			
Nov 15	Vs OTT	INJ			
Nov 16	@ MTL	INJ			
Nov 18	Vs T.B	INJ			
Nov 20	@ WSH	INJ			
Nov 22	Vs MTL	INJ			
Nov 24	@ MIN	INJ			
Nov 26	Vs CGY	INJ			
Nov 27	@ N.J	INJ			
Dec 1	Vs BOS	MIN			
Dec 4	Vs N.J	MIN			
Dec 5	@ NYI	MIN			
Dec 8	Vs S.J	MIN			
Dec 9	@ TOR	MIN			
Dec 11	@ BOS	MIN			
Dec 14	Vs PIT	MIN			
Dec 15	@ MTL	DND			
Dec 18	Vs NYR	DND			
Dec 20	Vs FLA	DND			
Dec 28	@ VAN	DND			
Dec 30	@ L.A	4	36	W	59:47
Dec 31	@ ANA	DND			
Jan 2	@ DET	DND			
Jan 6	@ N.J	MIN			
Jan 8	Vs N.J	MIN			
Jan 11	@ BUF	MIN			
Jan 13	@ BOS	MIN			
Jan 14	@ ATL	MIN			
Jan 16	@ NYR	MIN			
Jan 18	Vs WSH	MIN			
Jan 20	Vs OTT	MIN			
Jan 22	Vs N.J	MIN			
Jan 23	@ CHI	MIN			
Jan 25	Vs MTL	MIN			
Feb 1	@ T.B	MIN			
Feb 3	Vs NSH	MIN			
Feb 5	Vs DAL	MIN			
Feb 10	Vs CAR	MIN			
Feb 13	Vs L.A	MIN			
Feb 15	@ T.B	MIN			
Feb 16	@ FLA	MIN			
Feb 18	@ CAR	MIN			
Feb 20	@ NYR	MIN			
Feb 22	Vs PHX	MIN			
Feb 24	Vs NYI	MIN			
Feb 26	@ OTT	MIN			
Mar 3	Vs TOR	MIN			
Mar 5	Vs BUF	MIN			
Mar 6	@ NYR	MIN			
Mar 8	Vs EDM	MIN			
Mar 10	@ TOR	MIN			
Mar 12	Vs ATL	MIN			
Mar 15	@ FLA	MIN			
Mar 17	@ ATL	MIN			
Mar 19	@ DAL	MIN			
Mar 22	Vs WSH	MIN			
Mar 24	Vs PIT	MIN			
Mar 26	@ NYI	MIN			
Mar 27	Vs BOS	MIN			
Mar 29	@ PIT	MIN			
Mar 31	Vs ATL	MIN			
Apr 1	@ N.J	MIN			
Apr 3	Vs NYR	MIN			
Apr 5	@ OTT	MIN			
Apr 8	@ BUF	MIN			
Apr 9	Vs NYI	MIN			

# PLAYER REGULAR SEASON GAME-BY-GAME BREAKDOWN

## #22 VILLE LEINO

DATE	OPP	GOALS	ASSISTS	SHOTS	(+/-)	TOI
Oct 7	@ PIT	0	1	1	0	17:47
Oct 9	@ STL	0	1	1	1	14:15
Oct 11	Vs COL	0	0	2	-1	11:28
Oct 14	Vs T.B	0	1	1	1	12:29
Oct 16	Vs PIT	0	0	2	0	15:21
Oct 21	Vs ANA	0	1	1	1	16:07
Oct 23	Vs TOR	1	0	3	1	17:49
Oct 25	@ CBJ	1	0	3	0	17:11
Oct 26	Vs BUF	0	0	3	-1	17:18
Oct 29	@ PIT	0	1	0	-1	14:29
Oct 30	Vs NYI	0	2	0	1	16:06
Nov 1	Vs CAR	0	1	0	2	16:16
Nov 4	Vs NYR	0	1	0	1	15:11
Nov 6	@ NYI	0	0	3	0	13:35
Nov 7	@ WSH	1	0	1	1	14:58
Nov 11	@ CAR	0	1	0	2	15:56
Nov 13	Vs FLA	0	2	1	1	18:28
Nov 15	Vs OTT	0	0	2	0	18:36
Nov 16	@ MTL	0	0	2	0	15:48
Nov 18	Vs T.B	0	1	1	-1	18:25
Nov 20	@ WSH	0	0	1	0	14:39
Nov 22	Vs MTL	1	0	3	1	16:35
Nov 24	@ MIN	1	1	2	2	18:28
Nov 26	Vs CGY	0	0	0	-1	17:39
Nov 27	@ N.J	0	0	5	0	16:33
Dec 1	Vs BOS	0	0	1	-1	15:25
Dec 4	Vs N.J	0	0	0	0	16:42
Dec 5	@ NYI	0	1	3	1	18:01
Dec 8	Vs S.J	1	1	2	2	16:31
Dec 9	@ TOR	1	0	2	3	16:32
Dec 11	@ BOS	0	0	1	-1	17:34
Dec 14	Vs PIT	0	0	1	0	12:19
Dec 15	@ MTL	0	0	1	0	11:49
Dec 18	Vs NYR	1	0	1	1	15:31
Dec 20	Vs FLA	0	0	0	-1	12:47
Dec 28	@ VAN	0	1	3	0	13:37
Dec 30	@ LA	1	0	1	1	13:12
Dec 31	@ ANA	0	0	5	2	15:05
Jan 2	@ DET	0	0	4	1	15:26
Jan 6	@ N.J	0	3	2	3	17:55
Jan 8	Vs N.J	0	0	0	-1	15:30
Jan 11	@ BUF	1	0	2	2	15:27
Jan 13	@ BOS	0	2	1	-1	16:18
Jan 14	@ ATL	0	1	1	0	17:02
Jan 16	@ NYR	1	1	1	2	15:02
Jan 18	Vs WSH	0	0	0	-1	20:37
Jan 20	Vs OTT	0	1	2	1	17:03
Jan 22	Vs N.J	0	0	0	-1	22:48
Jan 23	@ CHI	0	0	1	0	16:52
Jan 25	Vs MTL	0	0	0	-2	12:59
Feb 1	@ T.B	0	0	1	-2	13:22
Feb 3	Vs NSH	2	0	2	0	19:32
Feb 5	Vs DAL	0	1	0	1	17:10
Feb 10	Vs CAR	0	0	2	0	16:33
Feb 13	Vs LA	0	0	2	0	19:25
Feb 15	@ T.B	0	0	1	-1	15:53
Feb 16	@ FLA	DND				
Feb 18	@ CAR	0	1	1	1	15:32
Feb 20	@ NYR	0	0	0	0	19:10
Feb 22	Vs PHX	1	0	1	0	20:23
Feb 24	Vs NYI	0	1	2	1	15:07
Feb 26	@ OTT	0	0	0	-1	15:24
Mar 3	Vs TOR	0	0	1	-2	15:33
Mar 5	Vs BUF	0	0	4	-2	16:48
Mar 6	@ NYR	0	0	3	-1	13:10
Mar 8	Vs EDM	0	1	1	0	14:53
Mar 10	@ TOR	0	0	1	0	12:38
Mar 12	Vs ATL	3	0	4	0	16:45
Mar 15	@ FLA	0	1	3	1	16:58
Mar 17	@ ATL	0	1	0	1	20:08
Mar 19	@ DAL	0	0	1	-1	15:51
Mar 22	Vs WSH	0	1	3	-1	20:28
Mar 24	Vs PIT	0	0	0	0	20:41
Mar 26	@ NYI	0	0	0	0	12:29
Mar 27	Vs BOS	0	0	0	0	14:56
Mar 29	@ PIT	2	1	4	2	16:52
Mar 31	Vs ATL	0	0	2	0	16:28
Apr 1	@ N.J	0	0	0	0	13:01
Apr 3	Vs NYR	0	0	1	-1	10:07
Apr 5	@ OTT	0	0	0	-1	17:10
Apr 8	@ BUF	0	0	0	1	16:05
Apr 9	Vs NYI	0	1	0	-1	09:15

## #41 ANDREJ MESZAROS

DATE	OPP	GOALS	ASSISTS	SHOTS	(+/-)	TOI
Oct 7	@ PIT	0	0	1	0	17:19
Oct 9	@ STL	0	0	1	0	20:02
Oct 11	Vs COL	0	0	1	0	17:10
Oct 14	Vs T.B	0	0	0	-1	18:07
Oct 16	Vs PIT	0	0	1	0	19:57
Oct 21	Vs ANA	0	1	2	0	16:20
Oct 23	Vs TOR	0	0	1	1	19:14
Oct 25	@ CBJ	0	0	1	1	19:10
Oct 26	Vs BUF	0	0	4	0	22:00
Oct 29	@ PIT	0	0	0	-1	18:34
Oct 30	Vs NYI	0	1	0	1	9:06
Nov 1	Vs CAR	INJ				
Nov 4	Vs NYR	0	0	1	2	21:48
Nov 6	@ NYI	0	0	2	1	16:32
Nov 7	@ WSH	0	1	2	1	17:26
Nov 11	@ CAR	0	1	0	4	20:10
Nov 13	Vs FLA	0	0	3	1	20:38
Nov 15	Vs OTT	0	1	3	2	19:36
Nov 16	@ MTL	0	0	3	-1	19:04
Nov 18	Vs T.B	1	0	4	2	21:16
Nov 20	@ WSH	0	0	2	1	21:17
Nov 22	Vs MTL	0	0	0	0	21:12
Nov 24	@ MIN	0	1	1	1	22:20
Nov 26	Vs CGY	0	0	1	0	21:07
Nov 27	@ N.J	0	0	3	0	19:24
Dec 1	Vs BOS	0	0	1	0	20:26
Dec 4	Vs N.J	0	0	1	0	20:22
Dec 5	@ NYI	0	2	0	1	18:30
Dec 8	Vs S.J	0	0	4	0	23:03
Dec 9	@ TOR	0	2	2	2	21:21
Dec 11	@ BOS	0	0	3	0	22:08
Dec 14	Vs PIT	0	0	0	1	19:45
Dec 15	@ MTL	0	1	2	2	23:21
Dec 18	Vs NYR	0	1	2	1	21:54
Dec 20	Vs FLA	0	0	2	-2	19:18
Dec 28	@ VAN	0	0	1	1	20:14
Dec 30	@ LA	0	0	0	2	22:04
Dec 31	@ ANA	0	0	1	1	22:30
Jan 2	@ DET	0	1	0	1	22:01
Jan 6	@ N.J	0	0	1	1	23:17
Jan 8	Vs N.J	0	0	4	-1	24:20
Jan 11	@ BUF	0	0	1	2	23:43
Jan 13	@ BOS	0	0	2	-1	20:56
Jan 14	@ ATL	0	0	1	0	20:23
Jan 16	@ NYR	0	1	1	1	22:37
Jan 18	Vs WSH	1	0	3	2	25:15
Jan 20	Vs OTT	1	1	1	0	21:04
Jan 22	Vs N.J	0	0	1	0	19:45
Jan 23	@ CHI	0	0	0	0	20:45
Jan 25	Vs MTL	0	0	3	-1	19:49
Feb 1	@ T.B	0	0	6	-1	19:03
Feb 3	Vs NSH	0	0	0	-1	16:04
Feb 5	Vs DAL	1	0	3	1	20:45
Feb 10	Vs CAR	0	0	0	0	22:10
Feb 13	Vs LA	0	0	3	0	19:54
Feb 15	@ T.B	0	1	0	-2	19:11
Feb 16	@ FLA	0	0	1	0	17:52
Feb 18	@ CAR	0	0	4	-2	17:28
Feb 20	@ NYR	0	0	1	0	18:22
Feb 22	Vs PHX	0	0	5	-1	19:15
Feb 24	Vs NYI	1	0	7	2	22:38
Feb 26	@ OTT	0	0	4	0	21:40
Mar 3	Vs TOR	0	0	1	-1	19:23
Mar 5	Vs BUF	0	0	2	-1	21:27
Mar 6	@ NYR	0	0	0	0	19:20
Mar 8	Vs EDM	0	0	1	-1	21:55
Mar 10	@ TOR	1	0	2	0	22:41
Mar 12	Vs ATL	0	0	0	-1	21:14
Mar 15	@ FLA	0	0	2	3	26:23
Mar 17	@ ATL	0	0	1	1	25:10
Mar 19	@ DAL	0	2	2	1	28:22
Mar 22	Vs WSH	0	1	2	1	29:00
Mar 24	Vs PIT	0	0	2	0	26:45
Mar 26	@ NYI	0	1	0	1	24:21
Mar 27	Vs BOS	0	0	4	0	27:06
Mar 29	@ PIT	0	1	2	3	24:55
Mar 31	Vs ATL	0	0	0	0	24:59
Apr 1	@ N.J	0	1	0	-2	24:21
Apr 3	Vs NYR	0	0	0	2	25:58
Apr 5	@ OTT	0	0	1	-2	22:36
Apr 8	@ BUF	0	0	0	0	23:07
Apr 9	Vs NYI	2	2	4	2	20:12

# PLAYER REGULAR SEASON GAME-BY-GAME BREAKDOWN

## #15 ANDREAS NODL

DATE	OPP	GOALS	ASSISTS	SHOTS	(+/-)	TOI
Oct 7	@ PIT	DND				
Oct 9	@ STL	DND				
Oct 11	Vs COL	DND				
Oct 14	Vs T.B	DND				
Oct 16	Vs PIT	0	0			6:41
Oct 21	Vs ANA	0	0	1	0	10:18
Oct 23	Vs TOR	DND				
Oct 25	@ CBJ	DND				
Oct 26	Vs BUF	1	0	1	1	11:36
Oct 29	@ PIT	0	0	0	0	15:04
Oct 30	Vs NYI	1	0	2	1	8:37
Nov 1	Vs CAR	INJ				
Nov 4	Vs NYR	INJ				
Nov 6	@ NYI	1	0	2	1	13:34
Nov 7	@ WSH	0	1	0	1	15:39
Nov 11	@ CAR	0	1	1	1	17:47
Nov 13	Vs FLA	0	1	0	1	5:51
Nov 15	Vs OTT	DND				
Nov 16	@ MTL	0	0	1	0	8:10
Nov 18	Vs T.B	1	0	3	1	11:38
Nov 20	@ WSH	1	0	2	0	12:41
Nov 22	Vs MTL	0	0	1	0	12:10
Nov 24	@ MIN	1	1	3	2	12:02
Nov 26	Vs CGY	0	0	0	0	11:32
Nov 27	@ N.J	0	0	1	0	17:38
Dec 1	Vs BOS	0	0	5	0	14:45
Dec 4	Vs N.J	0	1	2	3	15:51
Dec 5	@ NYI	1	0	4	0	13:13
Dec 8	Vs S.J	0	0	5	-1	17:23
Dec 9	@ TOR	0	0	0	-1	14:19
Dec 11	@ BOS	0	0	2	1	17:00
Dec 14	Vs PIT	0	0	2	0	15:03
Dec 15	@ MTL	0	0	1	0	14:23
Dec 18	Vs NYR	1	0	2	1	11:09
Dec 20	Vs FLA	0	0	2	-1	16:33
Dec 28	@ VAN	0	0	3	-2	12:55
Dec 30	@ LA	0	1	1	1	13:31
Dec 31	@ ANA	1	0	2	1	14:10
Jan 2	@ DET	0	1	2	1	16:07
Jan 6	@ N.J	0	0	1	0	15:48
Jan 8	Vs N.J	0	0	0	0	16:31
Jan 11	@ BUF	0	0	1	1	15:08
Jan 13	@ BOS	0	1	2	1	15:25
Jan 14	@ ATL	0	0	2	0	13:23
Jan 16	@ NYR	0	0	1	-1	14:27
Jan 18	Vs WSH	0	0	2	-1	17:03
Jan 20	Vs OTT	0	1	0	2	14:46
Jan 22	Vs N.J	0	0	1	-1	11:00
Jan 23	@ CHI	0	0	1	0	15:01
Jan 25	Vs MTL	0	0	1	2	9:29
Feb 1	@ T.B	0	0	4	-2	10:57
Feb 3	Vs NSH	0	0	0	0	11:44
Feb 5	Vs DAL	0	0	2	-1	12:28
Feb 10	Vs CAR	0	0	1	0	13:22
Feb 13	Vs LA	0	0	1	0	10:54
Feb 15	@ T.B	0	0	2	-1	15:36
Feb 16	@ FLA	1	1	3	2	15:47
Feb 18	@ CAR	0	0	0	0	16:00
Feb 20	@ NYR	0	0	0	0	17:05
Feb 22	Vs PHX	0	0	3	1	19:54
Feb 24	Vs NYI	0	0	0	0	15:27
Feb 26	@ OTT	0	0	3	0	16:08
Mar 3	Vs TOR	0	0	2	1	9:53
Mar 5	Vs BUF	0	0	0	0	5:31
Mar 6	@ NYR	0	0	0	-2	11:29
Mar 8	Vs EDM	DND				
Mar 10	@ TOR	DND				
Mar 12	Vs ATL	DND				
Mar 15	@ FLA	DND				
Mar 17	@ ATL	DND				
Mar 19	@ DAL	0	0	1	1	14:16
Mar 22	Vs WSH	1	1	3	3	17:52
Mar 24	Vs PIT	0	0	1	0	16:32
Mar 26	@ NYI	0	0	0	1	13:26
Mar 27	Vs BOS	0	0	1	0	13:59
Mar 29	@ PIT	0	0	0	0	13:58
Mar 31	Vs ATL	0	0	1	0	8:18
Apr 1	@ N.J	DND				
Apr 3	Vs NYR	0	0	2	0	6:32
Apr 5	@ OTT	0	0	0	-1	6:47
Apr 8	@ BUF	0	0	1	-1	11:07
Apr 9	Vs NYI	0	0	1	0	8:57

## #6 SEAN O'DONNELL

DATE	OPP	GOALS	ASSISTS	SHOTS	(+/-)	TOI
Oct 7	@ PIT	0	0	0	1	16:09
Oct 9	@ STL	0	0	0	-1	15:19
Oct 11	Vs COL	0	0	1	0	14:31
Oct 14	Vs T.B	0	0	2	0	13:32
Oct 16	Vs PIT	0	0	1	0	15:02
Oct 21	Vs ANA	0	0	0	1	12:21
Oct 23	Vs TOR	0	0	1	1	16:04
Oct 25	@ CBJ	0	0	1	1	16:55
Oct 26	Vs BUF	0	0	0	0	16:40
Oct 29	@ PIT	0	0	0	-1	16:43
Oct 30	Vs NYI	0	0	0	0	18:16
Nov 1	Vs CAR	0	0	2	0	17:59
Nov 4	Vs NYR	0	0	0	2	20:42
Nov 6	@ NYI	0	0	0	2	17:22
Nov 7	@ WSH	0	0	0	0	16:25
Nov 11	@ CAR	0	0	0	2	19:54
Nov 13	Vs FLA	0	0	0	0	18:02
Nov 15	Vs OTT	0	1	1	2	19:00
Nov 16	@ MTL	0	0	1	0	12:12
Nov 18	Vs T.B	0	2	1	3	19:12
Nov 20	@ WSH	0	0	0	0	16:50
Nov 22	Vs MTL	0	1	0	0	15:58
Nov 24	@ MIN	0	0	0	2	17:13
Nov 26	Vs CGY	0	0	0	0	16:59
Nov 27	@ N.J	0	0	1	0	17:58
Dec 1	Vs BOS	0	0	0	-1	15:11
Dec 4	Vs N.J	0	0	1	0	16:47
Dec 5	@ NYI	0	0	0	0	15:51
Dec 8	Vs S.J	0	0	0	0	20:56
Dec 9	@ TOR	0	1	0	2	18:12
Dec 11	@ BOS	0	0	0	-1	18:14
Dec 14	Vs PIT	0	1	0	1	15:21
Dec 15	@ MTL	0	1	1	0	17:44
Dec 18	Vs NYR	0	0	0	0	16:51
Dec 20	Vs FLA	0	0	1	-2	16:33
Dec 28	@ VAN	0	0	0	-2	17:12
Dec 30	@ LA	0	1	0	1	18:00
Dec 31	@ ANA	0	0	1	-1	15:17
Jan 2	@ DET	0	1	1	1	13:39
Jan 6	@ N.J	0	0	0	0	13:16
Jan 8	Vs N.J	0	0	0	0	15:38
Jan 11	@ BUF	0	0	0	0	17:59
Jan 13	@ BOS	1	0	1	-1	16:14
Jan 14	@ ATL	0	0	0	-1	17:14
Jan 16	@ NYR	0	0	0	0	13:42
Jan 18	Vs WSH	0	0	0	0	16:11
Jan 20	Vs OTT	0	1	1	1	16:43
Jan 22	Vs N.J	0	0	1	0	16:58
Jan 23	@ CHI	0	0	1	0	15:23
Jan 25	Vs MTL	0	0	1	-1	16:05
Feb 1	@ T.B	0	0	2	-1	15:38
Feb 3	Vs NSH	0	0	0	0	14:58
Feb 5	Vs DAL	0	1	0	1	14:00
Feb 10	Vs CAR	0	0	0	-1	15:09
Feb 13	Vs LA	0	0	0	0	15:29
Feb 15	@ T.B	0	0	0	-2	14:24
Feb 16	@ FLA	0	0	0	-1	13:50
Feb 18	@ CAR	0	0	0	-2	11:30
Feb 20	@ NYR	0	0	0	0	01:03
Feb 22	Vs PHX	INJ				
Feb 24	Vs NYI	0	1	1	3	17:41
Feb 26	@ OTT	0	0	0	0	16:55
Mar 3	Vs TOR	0	0	0	-1	14:00
Mar 5	Vs BUF	0	0	1	1	13:59
Mar 6	@ NYR	0	0	1	-1	16:54
Mar 8	Vs EDM	0	0	0	-1	14:17
Mar 10	@ TOR	0	0	1	0	14:10
Mar 12	Vs ATL	0	0	0	0	19:42
Mar 15	@ FLA	0	0	1	1	09:34
Mar 17	@ ATL	0	0	0	0	09:45
Mar 19	@ DAL	0	0	0	-1	11:56
Mar 22	Vs WSH	0	0	1	-1	09:54
Mar 24	Vs PIT	0	0	0	0	13:03
Mar 26	@ NYI	0	1	0	1	15:34
Mar 27	Vs BOS	0	0	1	0	16:29
Mar 29	@ PIT	0	2	0	1	19:34
Mar 31	Vs ATL	0	0	1	0	12:15
Apr 1	@ N.J	0	0	1	0	12:25
Apr 3	Vs NYR	0	1	1	1	11:51
Apr 5	@ OTT	0	0	1	0	16:57
Apr 8	@ BUF	0	1	0	1	15:03
Apr 9	Vs NYI	0	0	0	-1	12:48

# PLAYER REGULAR SEASON GAME-BY-GAME BREAKDOWN

## #36 DARROLL POWE

DATE	OPP	GA	SH	DEC	TOI
Oct 7	@ PIT	0	1	1	13:05
Oct 9	@ STL	0	0	1	12:00
Oct 11	Vs COL	1	0	1	9:14
Oct 14	Vs T.B	0	0	1	10:49
Oct 16	Vs PIT	0	0	0	9:51
Oct 21	Vs ANA	0	0	4	-1 9:09
Oct 23	Vs TOR	0	1	0	14:29
Oct 25	@ CBJ	0	0	1	14:27
Oct 26	Vs BUF	1	0	1	15:17
Oct 29	@ PIT	0	0	2	-1 16:18
Oct 30	Vs NYI	0	1	0	14:42
Nov 1	Vs CAR	0	0	1	-1 13:42
Nov 4	Vs NYR	0	0	1	15:40
Nov 6	@ NYI	0	0	1	17:02
Nov 7	@ WSH	0	0	1	18:16
Nov 11	@ CAR	0	0	0	14:15
Nov 13	Vs FLA	0	0	0	15:35
Nov 15	Vs OTT	1	0	2	16:54
Nov 16	@ MTL	0	0	4	15:04
Nov 18	Vs T.B	0	1	1	17:44
Nov 20	@ WSH	0	0	2	18:13
Nov 22	Vs MTL	0	1	2	14:48
Nov 24	@ MIN	0	1	0	14:35
Nov 26	Vs CGY	0	0	4	-1 13:16
Nov 27	@ N.J	0	0	1	11:26
Dec 1	Vs BOS	0	0	1	09:55
Dec 4	Vs N.J	0	1	3	14:26
Dec 5	@ NYI	0	0	0	13:36
Dec 8	Vs S.J	0	1	-2	12:18
Dec 9	@ TOR	0	0	0	11:54
Dec 11	@ BOS	0	0	0	12:34
Dec 14	Vs PIT	0	0	0	10:54
Dec 15	@ MTL	0	0	1	15:30
Dec 18	Vs NYR	0	0	1	13:05
Dec 20	Vs FLA	0	0	-2	11:01
Dec 28	@ VAN	0	0	0	09:19
Dec 30	@ L.A	0	1	2	14:47
Dec 31	@ ANA	0	0	3	12:37
Jan 2	@ DET	0	0	3	-1 17:00
Jan 6	@ N.J	0	0	1	12:51
Jan 8	Vs N.J	0	0	1	12:55
Jan 11	@ BUF	0	0	1	-1 15:53
Jan 13	@ BOS	0	0	0	12:43
Jan 14	@ ATL	0	0	0	1 08:42
Jan 16	@ NYR	0	0	-1	12:05
Jan 18	Vs WSH	0	0	0	05:43
Jan 20	Vs OTT	0	0	2	13:10
Jan 22	Vs N.J	0	0	0	09:47
Jan 23	@ CHI	0	0	1	12:44
Jan 25	Vs MTL	0	0	5	13:05
Feb 1	@ T.B	0	0	0	1 09:24
Feb 3	Vs NSH	0	0	0	12:34
Feb 5	Vs DAL	1	0	1	11:45
Feb 10	Vs CAR	0	0	2	-1 13:23
Feb 13	Vs LA	0	0	1	10:19
Feb 15	@ T.B	1	0	3	1 10:24
Feb 16	@ FLA	0	0	1	-1 10:20
Feb 18	@ CAR	0	1	1	11:24
Feb 20	@ NYR	0	1	0	1 09:02
Feb 22	Vs PHX	0	0	0	09:12
Feb 24	Vs NYI	0	0	1	-3 08:12
Feb 26	@ OTT	0	0	0	07:09
Mar 3	Vs TOR	ILL			
Mar 5	Vs BUF	0	0	1	0 05:34
Mar 6	@ NYR	0	0	1	0 14:32
Mar 8	Vs EDM	0	0	0	1 10:17
Mar 10	@ TOR	1	0	3	1 14:05
Mar 12	Vs ATL	0	0	0	-1 11:32
Mar 15	@ FLA	0	0	3	-2 10:35
Mar 17	@ ATL	0	0	0	-1 10:31
Mar 19	@ DAL	0	0	3	0 12:02
Mar 22	Vs WSH	0	0	0	-1 06:44
Mar 24	Vs PIT	0	0	0	08:35
Mar 26	@ NYI	0	0	0	-1 13:29
Mar 27	Vs BOS	0	0	1	0 09:55
Mar 29	@ PIT	0	0	0	0 13:16
Mar 31	Vs ATL	0	0	1	10:11
Apr 1	@ N.J	0	0	0	08:24
Apr 3	Vs NYR	0	0	3	0 10:54
Apr 5	@ OTT	0	0	1	0 11:02
Apr 8	@ BUF	0	0	0	0 11:40
Apr 9	Vs NYI	1	0	1	1 14:40

## #20 CHRIS PRONGER

DATE	OPP	GOALS	ASSISTS	SHOTS	(+/-)	TOI
Oct 7	@ PIT	INJ				
Oct 9	@ STL	INJ				
Oct 11	Vs COL	0	0	1	2	20:26
Oct 14	Vs T.B	0	0	0	0	20:19
Oct 16	Vs PIT	0	0	3	-2	20:42
Oct 21	Vs ANA	0	0	4	-1	24:08
Oct 23	Vs TOR	0	1	3	2	19:31
Oct 25	@ CBJ	0	0	2	-1	21:47
Oct 26	Vs BUF	0	1	2	3	22:37
Oct 29	@ PIT	0	0	1	2	24:38
Oct 30	Vs NYI	2	0	7	0	23:39
Nov 1	Vs CAR	0	0	1	-2	23:33
Nov 4	Vs NYR	1	0	3	0	20:54
Nov 6	@ NYI	0	1	2	1	21:59
Nov 7	@ WSH	0	0	2	0	19:35
Nov 11	@ CAR	0	1	2	0	20:54
Nov 13	Vs FLA	0	1	2	1	20:47
Nov 15	Vs OTT	0	1	4	-1	20:46
Nov 16	@ MTL	0	0	3	0	27:19
Nov 18	Vs T.B	0	1	3	0	21:59
Nov 20	@ WSH	0	2	2	0	29:44
Nov 22	Vs MTL	0	0	6	0	22:30
Nov 24	@ MIN	0	0	0	1	21:11
Nov 26	Vs CGY	0	0	2	-1	22:59
Nov 27	@ N.J	0	0	3	-1	23:20
Dec 1	Vs BOS	0	0	0	-1	19:34
Dec 4	Vs N.J	0	1	3	2	22:52
Dec 5	@ NYI	0	0	4	0	22:24
Dec 8	Vs S.J	0	0	1	-1	23:10
Dec 9	@ TOR	1	0	3	1	23:54
Dec 11	@ BOS	0	0	6	0	23:07
Dec 14	Vs PIT	0	1	2	1	26:17
Dec 15	@ MTL	0	0	1	1	15:54
Dec 18	Vs NYR	INJ				
Dec 20	Vs FLA	INJ				
Dec 28	@ VAN	INJ				
Dec 30	@ L.A	INJ				
Dec 31	@ ANA	INJ				
Jan 2	@ DET	INJ				
Jan 6	@ N.J	INJ				
Jan 8	Vs N.J	INJ				
Jan 11	@ BUF	INJ				
Jan 13	@ BOS	INJ				
Jan 14	@ ATL	INJ				
Jan 16	@ NYR	INJ				
Jan 18	Vs WSH	INJ				
Jan 20	Vs OTT	0	2	1	1	20:24
Jan 22	Vs N.J	0	0	1	-1	22:35
Jan 23	@ CHI	0	0	4	2	22:40
Jan 25	Vs MTL	0	4	0	2	20:33
Feb 1	@ T.B	0	0	1	-2	20:15
Feb 3	Vs NSH	0	0	2	0	24:48
Feb 5	Vs DAL	0	0	2	1	22:27
Feb 10	Vs CAR	0	1	2	-1	22:13
Feb 13	Vs LA	0	0	2	0	22:41
Feb 15	@ T.B	0	0	3	1	25:01
Feb 16	@ FLA	0	1	1	2	22:23
Feb 18	@ CAR	0	1	1	0	23:47
Feb 20	@ NYR	0	0	3	-1	25:26
Feb 22	Vs PHX	0	0	2	1	28:07
Feb 24	Vs NYI	0	0	1	-2	18:17
Feb 26	@ OTT	INJ				
Mar 3	Vs TOR	0	1	2	0	22:31
Mar 5	Vs BUF	0	0	2	-2	23:26
Mar 6	@ NYR	0	0	1	-1	21:25
Mar 8	Vs EDM	0	0	2	1	23:27
Mar 10	@ TOR	INJ				
Mar 12	Vs ATL	INJ				
Mar 15	@ FLA	INJ				
Mar 17	@ ATL	INJ				
Mar 19	@ DAL	INJ				
Mar 22	Vs WSH	INJ				
Mar 24	Vs PIT	INJ				
Mar 26	@ NYI	INJ				
Mar 27	Vs BOS	INJ				
Mar 29	@ PIT	INJ				
Mar 31	Vs ATL	INJ				
Apr 1	@ N.J	INJ				
Apr 3	Vs NYR	INJ				
Apr 5	@ OTT	INJ				
Apr 8	@ BUF	INJ				
Apr 9	Vs NYI	INJ				

# PLAYER REGULAR SEASON GAME-BY-GAME BREAKDOWN

## #18 MIKE RICHARDS

DATE	OPP	GOALS	ASSISTS	SHOTS	(+/-)	TOI
Oct 7	@ PIT	0	1	0	-1	20:42
Oct 9	@ STL	0	0	6	3	19:12
Oct 11	Vs COL	0	2	3	3	20:35
Oct 14	Vs T.B	0	0	3	-2	21:08
Oct 16	Vs PIT	0	0	2	-2	16:45
Oct 21	Vs ANA	0	0	1	-1	20:42
Oct 23	Vs TOR	1	2	3	1	19:01
Oct 25	@ CBJ	0	0	2	0	18:40
Oct 26	Vs BUF	0	1	0	0	18:48
Oct 29	@ PIT	0	1	2	0	19:12
Oct 30	Vs NYI	0	1	3	0	17:30
Nov 1	Vs CAR	0	1	2	-2	19:47
Nov 4	Vs NYR	1	0	2	0	19:07
Nov 6	@ NYI	1	1	4	2	20:12
Nov 7	@ WSH	0	0	2	0	18:43
Nov 11	@ CAR	1	0	2	2	15:00
Nov 13	Vs FLA	2	0	3	1	18:36
Nov 15	Vs OTT	2	1	5	2	19:25
Nov 16	@ MTL	0	0	3	-1	18:06
Nov 18	Vs T.B	0	2	0	0	17:42
Nov 20	@ WSH	1	1	4	2	25:31
Nov 22	Vs MTL	0	1	1	1	20:21
Nov 24	@ MIN	0	0	1	1	18:52
Nov 26	Vs CGY	0	1	2	0	19:24
Nov 27	@ N.J	0	0	1	0	21:02
Dec 1	Vs BOS	0	0	2	0	19:20
Dec 4	Vs N.J	1	1	4	3	20:51
Dec 5	@ NYI	0	1	1	1	16:48
Dec 8	Vs S.J	0	0	1	-2	22:26
Dec 9	@ TOR	0	1	5	0	18:31
Dec 11	@ BOS	1	0	3	1	18:34
Dec 14	Vs PIT	0	0	2	0	21:23
Dec 15	@ MTL	0	1	2	1	16:38
Dec 18	Vs NYR	0	1	2	2	15:43
Dec 20	Vs FLA	0	0	2	-1	18:54
Dec 28	@ VAN	0	0	4	-1	18:03
Dec 30	@ L.A	2	2	5	2	19:44
Dec 31	@ ANA	0	0	1	-3	17:46
Jan 2	@ DET	0	1	2	0	18:15
Jan 6	@ N.J	0	0	0	-1	21:04
Jan 8	Vs N.J	0	0	5	0	20:56
Jan 11	@ BUF	1	0	3	1	18:11
Jan 13	@ BOS	0	1	2	1	19:37
Jan 14	@ ATL	0	0	2	0	16:05
Jan 16	@ NYR	1	0	3	0	20:10
Jan 18	Vs WSH	0	0	5	-1	19:43
Jan 20	Vs OTT	2	2	4	2	15:58
Jan 22	Vs N.J	0	1	1	0	19:05
Jan 23	@ CHI	0	0	1	0	16:10
Jan 25	Vs MTL	0	2	0	2	18:45
Feb 1	@ T.B	0	0	3	-2	17:35
Feb 3	Vs NSH	0	1	0	0	15:31
Feb 5	Vs DAL	0	0	2	-1	16:15
Feb 10	Vs CAR	0	1	0	0	17:50
Feb 13	Vs L.A	0	0	6	-1	19:31
Feb 15	@ T.B	0	0	3	-2	21:50
Feb 16	@ FLA	1	0	3	1	17:06
Feb 18	@ CAR	ILL				
Feb 20	@ NYR	0	0	1	1	17:03
Feb 22	Vs PHX	0	1	1	1	19:45
Feb 24	Vs NYI	1	0	2	1	21:17
Feb 26	@ OTT	0	0	2	0	20:09
Mar 3	Vs TOR	0	2	2	1	20:43
Mar 5	Vs BUF	0	1	3	1	20:42
Mar 6	@ NYR	0	0	1	-2	19:17
Mar 8	Vs EDM	0	0	1	0	21:17
Mar 10	@ TOR	0	0	1	0	19:38
Mar 12	Vs ATL	0	3	2	-2	15:46
Mar 15	@ FLA	0	1	3	1	18:06
Mar 17	@ ATL	0	0	2	1	19:19
Mar 19	@ DAL	1	0	3	1	18:32
Mar 22	Vs WSH	0	0	0	0	20:13
Mar 24	Vs PIT	1	0	6	1	17:36
Mar 26	@ NYI	0	0	2	1	14:58
Mar 27	Vs BOS	0	1	1	1	17:15
Mar 29	@ PIT	0	0	0	-1	15:55
Mar 31	Vs ATL	0	0	4	-1	18:45
Apr 1	@ N.J	0	1	3	0	17:32
Apr 3	Vs NYR	0	0	0	-1	22:52
Apr 5	@ OTT	2	0	6	-1	19:49
Apr 8	@ BUF	0	0	1	-2	16:49
Apr 9	Vs NYI	0	1	1	1	17:25

## #45 JODY SHELLEY

DATE	OPP	GOALS	ASSISTS	SHOTS	(+/-)	TOI
Oct 7	@ PIT	0	0	0	0	06:22
Oct 9	@ STL	0	0	0	0	03:11
Oct 11	Vs COL	0	0	0	0	04:14
Oct 14	Vs T.B	0	0	0	0	03:19
Oct 16	Vs PIT	0	0	0	0	03:58
Oct 21	Vs ANA	0	0	0	0	02:05
Oct 23	Vs TOR	0	0	0	0	07:18
Oct 25	@ CBJ	0	0	0	0	06:16
Oct 26	Vs BUF	0	0	1	0	06:06
Oct 29	@ PIT	0	0	0	1	04:12
Oct 30	Vs NYI	0	0	0	0	08:11
Nov 1	Vs CAR	0	0	3	0	08:05
Nov 4	Vs NYR	0	0	1	0	07:18
Nov 6	@ NYI	0	0	1	0	07:02
Nov 7	@ WSH	0	0	0	-1	05:56
Nov 11	@ CAR	0	1	0	1	12:03
Nov 13	Vs FLA	0	0	3	-2	10:34
Nov 15	Vs OTT	0	0	0	0	10:41
Nov 16	@ MTL	0	0	0	0	04:43
Nov 18	Vs T.B	0	0	0	1	04:46
Nov 20	@ WSH	0	0	1	1	05:04
Nov 22	Vs MTL	0	0	0	-1	04:03
Nov 24	@ MIN	1	0	1	1	09:12
Nov 26	Vs CGY	0	0	2	1	07:07
Nov 27	@ N.J	0	0	1	-1	06:28
Dec 1	Vs BOS	0	0	2	0	06:28
Dec 4	Vs N.J	0	0	1	0	05:02
Dec 5	@ NYI	0	0	0	0	06:29
Dec 8	Vs S.J	0	0	0	0	05:29
Dec 9	@ TOR	0	1	0	1	06:04
Dec 11	@ BOS	0	0	1	0	03:44
Dec 14	Vs PIT	SUS				
Dec 15	@ MTL	SUS				
Dec 18	Vs NYR	DND				
Dec 20	Vs FLA	DND				
Dec 28	@ VAN	0	0	2	0	06:46
Dec 30	@ L.A	SUS				
Dec 31	@ ANA	SUS				
Jan 2	@ DET	0	0	0	1	06:34
Jan 6	@ N.J	0	0	1	1	06:17
Jan 8	Vs N.J	0	0	1	0	04:21
Jan 11	@ BUF	0	0	1	0	06:49
Jan 13	@ BOS	0	0	0	0	05:05
Jan 14	@ ATL	1	0	2	1	07:02
Jan 16	@ NYR	0	0	1	-1	06:27
Jan 18	Vs WSH	0	0	0	0	04:49
Jan 20	Vs OTT	0	0	1	0	09:34
Jan 22	Vs N.J	0	0	0	0	02:51
Jan 23	@ CHI	0	0	0	0	08:10
Jan 25	Vs MTL	0	0	1	0	05:52
Feb 1	@ T.B	ILL				
Feb 3	Vs NSH	ILL				
Feb 5	Vs DAL	ILL				
Feb 10	Vs CAR	DND				
Feb 13	Vs L.A	0	0	0	0	04:03
Feb 15	@ T.B	DND				
Feb 16	@ FLA	0	0	1	-1	06:45
Feb 18	@ CAR	0	0	0	0	03:51
Feb 20	@ NYR	0	0	0	1	07:31
Feb 22	Vs PHX	0	0	0	0	03:17
Feb 24	Vs NYI	0	0	1	-2	06:26
Feb 26	@ OTT	0	0	1	0	05:41
Mar 3	Vs TOR	0	0	0	1	03:55
Mar 5	Vs BUF	DND				
Mar 6	@ NYR	0	0	1	0	09:29
Mar 8	Vs EDM	0	0	0	0	06:45
Mar 10	@ TOR	0	0	0	0	09:10
Mar 12	Vs ATL	0	0	0	0	07:57
Mar 15	@ FLA	0	0	0	-2	05:01
Mar 17	@ ATL	0	0	0	-1	06:16
Mar 19	@ DAL	DND				
Mar 22	Vs WSH	INJ				
Mar 24	Vs PIT	INJ				
Mar 26	@ NYI	INJ				
Mar 27	Vs BOS	INJ				
Mar 29	@ PIT	INJ				
Mar 31	Vs ATL	INJ				
Apr 1	@ N.J	INJ				
Apr 3	Vs NYR	INJ				
Apr 5	@ OTT	INJ				
Apr 8	@ BUF	INJ				
Apr 9	Vs NYI	INJ				

# PLAYER REGULAR SEASON GAME-BY-GAME BREAKDOWN

## #26 DANNY SYVRET

DATE	OPP	GOALS	ASSISTS	SHOTS	(+/-)	TOI
Oct 7	@ PIT					
Oct 9	@ STL					
Oct 11	Vs COL					
Oct 14	Vs T.B					
Oct 16	Vs PIT					
Oct 21	Vs ANA					
Oct 23	Vs TOR					
Oct 25	@ CBJ					
Oct 26	Vs BUF					
Oct 29	@ PIT					
Oct 30	Vs NYI					
Nov 1	Vs CAR					
Nov 4	Vs NYR					
Nov 6	@ NYI					
Nov 7	@ WSH					
Nov 11	@ CAR					
Nov 13	Vs FLA					
Nov 15	Vs OTT					
Nov 16	@ MTL					
Nov 18	Vs T.B					
Nov 20	@ WSH					
Nov 22	Vs MTL	MIN				
Nov 24	@ MIN	MIN				
Nov 26	Vs CGY	MIN				
Nov 27	@ N.J	MIN				
Dec 1	Vs BOS	MIN				
Dec 4	Vs N.J	MIN				
Dec 5	@ NYI	MIN				
Dec 8	Vs S.J	MIN				
Dec 9	@ TOR	MIN				
Dec 11	@ BOS	MIN				
Dec 14	Vs PIT	MIN				
Dec 15	@ MTL	MIN				
Dec 18	Vs NYR	MIN				
Dec 20	Vs FLA	MIN				
Dec 28	@ VAN	MIN				
Dec 30	@ L.A	MIN				
Dec 31	@ ANA	MIN				
Jan 2	@ DET	MIN				
Jan 6	@ N.J	DND				
Jan 8	Vs N.J	DND				
Jan 11	@ BUF	MIN				
Jan 13	@ BOS	MIN				
Jan 14	@ ATL	MIN				
Jan 16	@ NYR	MIN				
Jan 18	Vs WSH	MIN				
Jan 20	Vs OTT	MIN				
Jan 22	Vs N.J	MIN				
Jan 23	@ CHI	MIN				
Jan 25	Vs MTL	MIN				
Feb 1	@ T.B	MIN				
Feb 3	Vs NSH	MIN				
Feb 5	Vs DAL	MIN				
Feb 10	Vs CAR	MIN				
Feb 13	Vs L.A	MIN				
Feb 15	@ T.B	MIN				
Feb 16	@ FLA	MIN				
Feb 18	@ CAR	MIN				
Feb 20	@ NYR	MIN				
Feb 22	Vs PHX	MIN				
Feb 24	Vs NYI	MIN				
Feb 26	@ OTT	MIN				
Mar 3	Vs TOR	MIN				
Mar 5	Vs BUF	MIN				
Mar 6	@ NYR	MIN				
Mar 8	Vs EDM	MIN				
Mar 10	@ TOR	MIN				
Mar 12	Vs ATL	MIN				
Mar 15	@ FLA	MIN				
Mar 17	@ ATL	MIN				
Mar 19	@ DAL	MIN				
Mar 22	Vs WSH	DND				
Mar 24	Vs PIT	MIN				
Mar 26	@ NYI	MIN				
Mar 27	Vs BOS	MIN				
Mar 29	@ PIT	MIN				
Mar 31	Vs ATL	MIN				
Apr 1	@ N.J	MIN				
Apr 3	Vs NYR	0	0	1	0	14:48
Apr 5	@ OTT	0	0	1	0	13:52
Apr 8	@ BUF	0	0	0	-1	13:01
Apr 9	Vs NYI	0	0	1	1	10:09

## #44 KIMMO TIMONEN

DATE	OPP	GOALS	ASSISTS	SHOTS	(+/-)	TOI
Oct 7	@ PIT	0	0	2	0	25:34
Oct 9	@ STL	0	0	3	-1	24:45
Oct 11	Vs COL	0	0	1	1	24:48
Oct 14	Vs T.B	0	0	1	0	25:40
Oct 16	Vs PIT	0	0	0	-2	22:26
Oct 21	Vs ANA	0	0	4	-1	25:38
Oct 23	Vs TOR	0	0	5	0	24:50
Oct 25	@ CBJ	0	0	2	0	21:32
Oct 26	Vs BUF	0	0	3	0	19:33
Oct 29	@ PIT	0	1	1	0	25:03
Oct 30	Vs NYI	1	2	4	2	22:08
Nov 1	Vs CAR	1	0	1	1	22:51
Nov 4	Vs NYR	0	1	0	0	17:00
Nov 6	@ NYI	0	0	1	0	22:16
Nov 7	@ WSH	0	1	0	1	24:18
Nov 11	@ CAR	0	1	1	2	16:23
Nov 13	Vs FLA	0	2	2	0	20:49
Nov 15	Vs OTT	0	1	3	1	19:57
Nov 16	@ MTL	0	0	1	0	24:46
Nov 18	Vs T.B	0	0	3	-1	24:37
Nov 20	@ WSH	0	0	2	1	26:04
Nov 22	Vs MTL	0	0	3	0	22:52
Nov 24	@ MIN	0	0	0	2	20:23
Nov 26	Vs CGY	0	0	1	-1	22:55
Nov 27	@ N.J	0	0	5	0	21:15
Dec 1	Vs BOS	0	0	1	0	21:45
Dec 4	Vs N.J	0	1	2	2	22:05
Dec 5	@ NYI	0	0	2	-1	24:47
Dec 8	Vs S.J	0	1	0	0	20:47
Dec 9	@ TOR	0	1	0	-1	20:24
Dec 11	@ BOS	0	0	1	2	21:39
Dec 14	Vs PIT	0	1	7	0	22:31
Dec 15	@ MTL	0	0	0	1	18:48
Dec 18	Vs NYR	0	1	2	2	23:08
Dec 20	Vs FLA	0	0	1	0	22:23
Dec 28	@ VAN	0	0	0	-3	18:10
Dec 30	@ L.A	0	0	1	1	20:59
Dec 31	@ ANA	0	0	2	-1	19:21
Jan 2	@ DET	0	0	1	0	24:21
Jan 6	@ N.J	0	1	0	1	23:15
Jan 8	Vs N.J	0	1	4	-1	22:40
Jan 11	@ BUF	0	2	2	1	22:19
Jan 13	@ BOS	0	1	2	2	25:42
Jan 14	@ ATL	1	0	2	3	21:54
Jan 16	@ NYR	0	0	1	0	25:24
Jan 18	Vs WSH	0	1	0	-1	23:42
Jan 20	Vs OTT	0	1	2	0	21:56
Jan 22	Vs N.J	0	0	1	-1	20:08
Jan 23	@ CHI	0	0	3	3	19:50
Jan 25	Vs MTL	1	0	3	0	23:19
Feb 1	@ T.B	0	0	1	-1	20:00
Feb 3	Vs NSH	0	1	3	2	22:30
Feb 5	Vs DAL	0	0	1	0	23:23
Feb 10	Vs CAR	0	0	1	0	21:19
Feb 13	Vs L.A	0	0	3	-1	20:22
Feb 15	@ T.B	0	0	0	0	24:29
Feb 16	@ FLA	0	1	1	2	23:34
Feb 18	@ CAR	0	0	1	1	23:56
Feb 20	@ NYR	0	0	0	2	26:15
Feb 22	Vs PHX	0	0	3	0	20:49
Feb 24	Vs NYI	0	0	4	0	22:08
Feb 26	@ OTT	0	0	1	-2	20:43
Mar 3	Vs TOR	0	0	2	-1	23:42
Mar 5	Vs BUF	1	0	2	0	21:35
Mar 6	@ NYR	0	0	4	-2	20:16
Mar 8	Vs EDM	0	1	3	2	22:10
Mar 10	@ TOR	0	0	1	0	21:53
Mar 12	Vs ATL	1	1	2	-1	21:29
Mar 15	@ FLA	0	0	1	1	23:41
Mar 17	@ ATL	0	1	2	-1	26:36
Mar 19	@ DAL	0	0	1	0	25:44
Mar 22	Vs WSH	0	1	2	-1	26:28
Mar 24	Vs PIT	0	0	2	0	23:39
Mar 26	@ NYI	0	0	2	2	22:28
Mar 27	Vs BOS	0	0	1	0	21:04
Mar 29	@ PIT	0	1	1	-2	14:39
Mar 31	@ ATL	0	0	5	-1	23:46
Apr 1	@ N.J	0	0	2	1	21:19
Apr 3	Vs NYR	0	0	2	-1	25:08
Apr 5	@ OTT	0	2	0	-2	20:50
Apr 8	@ BUF	0	0	2	-1	20:01
Apr 9	Vs NYI	1	0	2	1	27:20



# PLAYER REGULAR SEASON GAME-BY-GAME BREAKDOWN

## #21 JAMES van RIEMSDYK

DATE	OPP	GOALS	ASSISTS	SHOTS	(+/-)	TOI
Oct 7	@ PIT	0	1	4	1	12:38
Oct 9	@ STL	0	0	2	0	21:13
Oct 11	Vs COL	0	1	2	1	17:22
Oct 14	Vs T.B	0	1	2	1	17:38
Oct 16	Vs PIT	0	0	0	-1	13:51
Oct 21	Vs ANA	0	0	4	0	12:59
Oct 23	Vs TOR	0	0	1	0	10:10
Oct 25	@ CBJ	0	0	0	0	13:10
Oct 26	Vs BUF	0	0	1	0	12:32
Oct 29	@ PIT	0	0	1	0	13:43
Oct 30	Vs NYI	0	1	1	1	12:32
Nov 1	Vs CAR	0	0	1	-1	13:17
Nov 4	Vs NYR	0	0	0	0	12:07
Nov 6	@ NYI	DND				
Nov 7	@ WSH	0	1	0	1	11:47
Nov 11	@ CAR	DND				
Nov 13	Vs FLA	DND				
Nov 15	Vs OTT	0	0	2	0	16:15
Nov 16	@ MTL	0	0	1	-1	09:31
Nov 18	Vs T.B	0	2	1	2	06:36
Nov 20	@ WSH	0	1	1	1	11:47
Nov 22	Vs MTL	1	0	5	1	10:18
Nov 24	@ MIN	1	0	2	2	11:52
Nov 26	Vs CGY	1	0	3	0	13:16
Nov 27	@ N.J	0	0	1	0	16:45
Dec 1	Vs BOS	0	0	2	-1	13:59
Dec 4	Vs N.J	1	0	3	2	15:12
Dec 5	@ NYI	0	0	1	0	09:57
Dec 8	Vs S.J	0	0	0	-1	14:05
Dec 9	@ TOR	0	0	0	-1	13:28
Dec 11	@ BOS	1	0	2	1	16:10
Dec 14	Vs PIT	0	1	3	1	12:03
Dec 15	@ MTL	2	0	6	3	13:45
Dec 18	Vs NYR	0	0	5	-1	14:43
Dec 20	Vs FLA	0	0	2	-1	15:29
Dec 28	@ VAN	0	0	3	-2	18:15
Dec 30	@ LA	1	1	3	1	13:26
Dec 31	@ ANA	0	0	3	-2	16:47
Jan 2	@ DET	1	0	5	1	17:51
Jan 6	@ N.J	0	0	2	-1	20:33
Jan 8	Vs N.J	1	0	3	1	18:12
Jan 11	@ BUF	0	0	5	0	16:56
Jan 13	@ BOS	0	1	2	-1	14:06
Jan 14	@ ATL	0	1	3	3	18:43
Jan 16	@ NYR	0	0	3	2	16:47
Jan 18	Vs WSH	0	0	2	2	17:54
Jan 20	Vs OTT	1	0	1	1	18:33
Jan 22	Vs N.J	1	0	2	0	11:31
Jan 23	@ CHI	INJ				
Jan 25	Vs MTL	INJ				
Feb 1	@ T.B	0	0	4	-3	13:29
Feb 3	Vs NSH	0	0	1	0	11:21
Feb 5	Vs DAL	0	1	4	0	13:40
Feb 10	Vs CAR	0	0	1	0	09:04
Feb 13	Vs LA	0	0	0	0	12:26
Feb 15	@ T.B	1	1	2	1	13:40
Feb 16	@ FLA	1	0	3	1	17:18
Feb 18	@ CAR	0	0	2	-1	12:37
Feb 20	@ NYR	0	1	0	1	17:20
Feb 22	Vs PHX	0	0	2	0	12:41
Feb 24	Vs NYI	1	0	4	2	18:43
Feb 26	@ OTT	MIN				
Mar 3	Vs TOR	0	0	4	0	12:06
Mar 5	Vs BUF	1	0	7	0	16:15
Mar 6	@ NYR	0	0	1	-3	12:47
Mar 8	Vs EDM	0	1	2	1	12:33
Mar 10	@ TOR	0	1	3	0	15:35
Mar 12	Vs ATL	0	0	5	-1	13:06
Mar 15	@ FLA	0	0	3	1	12:38
Mar 17	@ ATL	0	0	0	-1	13:06
Mar 19	@ DAL	0	0	1	0	14:49
Mar 22	Vs WSH	0	0	1	-1	15:42
Mar 24	Vs PIT	0	1	1	1	15:49
Mar 26	@ NYI	3	0	5	2	15:46
Mar 27	Vs BOS	0	1	2	1	14:49
Mar 29	@ PIT	0	0	3	-1	14:31
Mar 31	Vs ATL	0	0	0	0	12:03
Apr 1	@ N.J	1	0	5	-2	16:52
Apr 3	Vs NYR	1	0	3	1	19:30
Apr 5	@ OTT	0	0	2	0	19:46
Apr 8	@ BUF	0	0	2	-1	13:39
Apr 9	Vs NYI	0	1	1	3	15:03

## #10 KRIS VERSTEEG

DATE	OPP	GOALS	ASSISTS	SHOTS	(+/-)	TOI
Oct 7	@ PIT					
Oct 9	@ STL					
Oct 11	Vs COL					
Oct 14	Vs T.B					
Oct 16	Vs PIT					
Oct 21	Vs ANA					
Oct 23	Vs TOR					
Oct 25	@ CBJ					
Oct 26	Vs BUF					
Oct 29	@ PIT					
Oct 30	Vs NYI					
Nov 1	Vs CAR					
Nov 4	Vs NYR					
Nov 6	@ NYI					
Nov 7	@ WSH					
Nov 11	@ CAR					
Nov 13	Vs FLA					
Nov 15	Vs OTT					
Nov 16	@ MTL					
Nov 18	Vs T.B					
Nov 20	@ WSH					
Nov 22	Vs MTL					
Nov 24	@ MIN					
Nov 26	Vs CGY					
Nov 27	@ N.J					
Dec 1	Vs BOS					
Dec 4	Vs N.J					
Dec 5	@ NYI					
Dec 8	Vs S.J					
Dec 9	@ TOR					
Dec 11	@ BOS					
Dec 14	Vs PIT					
Dec 15	@ MTL					
Dec 18	Vs NYR					
Dec 20	Vs FLA					
Dec 28	@ VAN					
Dec 30	@ LA					
Dec 31	@ ANA					
Jan 2	@ DET					
Jan 6	@ N.J					
Jan 8	Vs N.J					
Jan 11	@ BUF					
Jan 13	@ BOS					
Jan 14	@ ATL					
Jan 16	@ NYR					
Jan 18	Vs WSH					
Jan 20	Vs OTT					
Jan 22	Vs N.J					
Jan 23	@ CHI					
Jan 25	Vs MTL					
Feb 1	@ T.B					
Feb 3	Vs NSH					
Feb 5	Vs DAL					
Feb 10	Vs CAR					
Feb 13	Vs LA					
Feb 15	@ T.B	0	0	2	-1	17:44
Feb 16	@ FLA	0	1	1	1	14:45
Feb 18	@ CAR	0	0	1	-1	12:16
Feb 20	@ NYR	1	0	2	1	16:22
Feb 22	Vs PHX	0	0	1	1	13:32
Feb 24	Vs NYI	0	0	1	4	19:12
Feb 26	@ OTT	0	0	0	5	17:24
Mar 3	Vs TOR	2	0	3	2	13:42
Mar 5	Vs BUF	1	0	3	-1	15:06
Mar 6	@ NYR	0	0	1	-2	14:57
Mar 8	Vs EDM	0	0	2	0	15:11
Mar 10	@ TOR	0	0	1	0	16:48
Mar 12	Vs ATL	0	0	3	-2	15:15
Mar 15	@ FLA	0	0	2	0	14:57
Mar 17	@ ATL	0	0	0	0	15:18
Mar 19	@ DAL	0	0	1	1	14:55
Mar 22	Vs WSH	1	0	5	1	17:32
Mar 24	Vs PIT	0	0	0	1	15:03
Mar 26	@ NYI	0	1	1	1	15:11
Mar 27	Vs BOS	1	0	4	1	15:49
Mar 29	@ PIT	0	0	1	-1	13:42
Mar 31	Vs ATL	0	0	1	-1	12:02
Apr 1	@ N.J	0	0	0	-1	17:28
Apr 3	Vs NYR	0	0	1	0	14:19
Apr 5	@ OTT	0	0	3	0	15:49
Apr 8	@ BUF	1	0	3	0	13:11
Apr 9	Vs NYI	0	2	1	3	17:46

# PLAYER REGULAR SEASON GAME-BY-GAME BREAKDOWN

## #8 MATT WALKER

DATE	OPP	GOALS	ASSISTS	SHOTS	(+/-)	TOI
Oct 7	@ PIT	INJ				
Oct 9	@ STL	INJ				
Oct 11	Vs COL	INJ				
Oct 14	Vs T.B	INJ				
Oct 16	Vs PIT	INJ				
Oct 21	Vs ANA	INJ				
Oct 23	Vs TOR	INJ				
Oct 25	@ CBJ	INJ				
Oct 26	Vs BUF	INJ				
Oct 29	@ PIT	INJ				
Oct 30	Vs NYI	INJ				
Nov 1	Vs CAR	INJ				
Nov 4	Vs NYR	INJ				
Nov 6	@ NYI	INJ				
Nov 7	@ WSH	INJ				
Nov 11	@ CAR	INJ				
Nov 13	Vs FLA	INJ				
Nov 15	Vs OTT	INJ				
Nov 16	@ MTL	INJ				
Nov 18	Vs T.B	INJ				
Nov 20	@ WSH	INJ				
Nov 22	Vs MTL	INJ				
Nov 24	@ MIN	INJ				
Nov 26	Vs CGY	INJ				
Nov 27	@ N.J	INJ				
Dec 1	Vs BOS	INJ				
Dec 4	Vs N.J	INJ				
Dec 5	@ NYI	INJ				
Dec 8	Vs S.J	INJ				
Dec 9	@ TOR	INJ				
Dec 11	@ BOS	INJ				
Dec 14	Vs PIT	INJ				
Dec 15	@ MTL	DND				
Dec 18	Vs NYR	DND				
Dec 20	Vs FLA	DND				
Dec 28	@ VAN	DND				
Dec 30	@ LA	DND				
Dec 31	@ ANA	DND				
Jan 2	@ DET	DND				
Jan 6	@ N.J	DND				
Jan 8	Vs N.J	DND				
Jan 11	@ BUF	DND				
Jan 13	@ BOS	0	0	0	-1	13:29
Jan 14	@ ATL	0	0	1	1	12:16
Jan 16	@ NYR	0	0	2	0	09:53
Jan 18	Vs WSH	0	0	0	0	10:54
Jan 20	Vs OTT	DND				
Jan 22	Vs N.J	DND				
Jan 23	@ CHI	DND				
Jan 25	Vs MTL	DND				
Feb 1	@ T.B	MIN				
Feb 3	Vs NSH	MIN				
Feb 5	Vs DAL	MIN				
Feb 10	Vs CAR	MIN				
Feb 13	Vs LA	MIN				
Feb 15	@ T.B	MIN				
Feb 16	@ FLA	MIN				
Feb 18	@ CAR	MIN				
Feb 20	@ NYR	MIN				
Feb 22	Vs PHX	MIN				
Feb 24	Vs NYI	MIN				
Feb 26	@ OTT	MIN				
Mar 3	Vs TOR	MIN				
Mar 5	Vs BUF	MIN				
Mar 6	@ NYR	MIN				
Mar 8	Vs EDM	MIN				
Mar 10	@ TOR	MIN				
Mar 12	Vs ATL	MIN				
Mar 15	@ FLA	MIN				
Mar 17	@ ATL	MIN				
Mar 19	@ DAL	MIN				
Mar 22	Vs WSH	MIN				
Mar 24	Vs PIT	MIN				
Mar 26	@ NYI	MIN				
Mar 27	Vs BOS	MIN				
Mar 29	@ PIT	MIN				
Mar 31	Vs ATL	MIN				
Apr 1	@ N.J	MIN				
Apr 3	Vs NYR	MIN				
Apr 5	@ OTT	MIN				
Apr 8	@ BUF	MIN				
Apr 9	Vs NYI	MIN				

## #7 ERIC WELLWOOD

DATE	OPP	GOALS	ASSISTS	SHOTS	(+/-)	TOI
Oct 7	@ PIT	MIN				
Oct 9	@ STL	MIN				
Oct 11	Vs COL	MIN				
Oct 14	Vs T.B	MIN				
Oct 16	Vs PIT	MIN				
Oct 21	Vs ANA	MIN				
Oct 23	Vs TOR	MIN				
Oct 25	@ CBJ	MIN				
Oct 26	Vs BUF	MIN				
Oct 29	@ PIT	MIN				
Oct 30	Vs NYI	MIN				
Nov 1	Vs CAR	0	1	1	2	12:31
Nov 4	Vs NYR	0	0	1	0	13:53
Nov 6	@ NYI	0	0	6	-1	13:51
Nov 7	@ WSH	DND				
Nov 11	@ CAR	MIN				
Nov 13	Vs FLA	MIN				
Nov 15	Vs OTT	MIN				
Nov 16	@ MTL	MIN				
Nov 18	Vs T.B	MIN				
Nov 20	@ WSH	MIN				
Nov 22	Vs MTL	DND				
Nov 24	@ MIN	DND				
Nov 26	Vs CGY	DND				
Nov 27	@ N.J	MIN				
Dec 1	Vs BOS	MIN				
Dec 4	Vs N.J	MIN				
Dec 5	@ NYI	MIN				
Dec 8	Vs S.J	MIN				
Dec 9	@ TOR	MIN				
Dec 11	@ BOS	MIN				
Dec 14	Vs PIT	MIN				
Dec 15	@ MTL	MIN				
Dec 18	Vs NYR	MIN				
Dec 20	Vs FLA	MIN				
Dec 28	@ VAN	MIN				
Dec 30	@ LA	MIN				
Dec 31	@ ANA	MIN				
Jan 2	@ DET	MIN				
Jan 6	@ N.J	MIN				
Jan 8	Vs N.J	MIN				
Jan 11	@ BUF	MIN				
Jan 13	@ BOS	MIN				
Jan 14	@ ATL	MIN				
Jan 16	@ NYR	MIN				
Jan 18	Vs WSH	MIN				
Jan 20	Vs OTT	MIN				
Jan 22	Vs N.J	MIN				
Jan 23	@ CHI	MIN				
Jan 25	Vs MTL	MIN				
Feb 1	@ T.B	MIN				
Feb 3	Vs NSH	MIN				
Feb 5	Vs DAL	MIN				
Feb 10	Vs CAR	MIN				
Feb 13	Vs LA	MIN				
Feb 15	@ T.B	MIN				
Feb 16	@ FLA	MIN				
Feb 18	@ CAR	MIN				
Feb 20	@ NYR	MIN				
Feb 22	Vs PHX	MIN				
Feb 24	Vs NYI	MIN				
Feb 26	@ OTT	MIN				
Mar 3	Vs TOR	MIN				
Mar 5	Vs BUF	MIN				
Mar 6	@ NYR	MIN				
Mar 8	Vs EDM	MIN				
Mar 10	@ TOR	MIN				
Mar 12	Vs ATL	MIN				
Mar 15	@ FLA	MIN				
Mar 17	@ ATL	MIN				
Mar 19	@ DAL	MIN				
Mar 22	Vs WSH	MIN				
Mar 24	Vs PIT	MIN				
Mar 26	@ NYI	MIN				
Mar 27	Vs BOS	MIN				
Mar 29	@ PIT	MIN				
Mar 31	Vs ATL	MIN				
Apr 1	@ N.J	MIN				
Apr 3	Vs NYR	MIN				
Apr 5	@ OTT	MIN				
Apr 8	@ BUF	MIN				
Apr 9	Vs NYI	MIN				

# PLAYER REGULAR SEASON GAME-BY-GAME BREAKDOWN

## #93 NIKOLAY ZHERDEV

DATE	OPP	GOALS	ASSISTS	SHOTS	(+/-)	TOI
Oct 7	@ PIT	0	0	1	0	11:26
Oct 9	@ STL	0	0	1	0	13:28
Oct 11	Vs COL	0	0	1	0	12:50
Oct 14	Vs T.B	1	0	3	0	12:51
Oct 16	Vs PIT	0	0	3	0	13:48
Oct 21	Vs ANA	0	0	1	-2	14:12
Oct 23	Vs TOR	0	0	3	0	10:24
Oct 25	@ CBJ	0	0	3	0	11:41
Oct 26	Vs BUF	1	0	2	1	12:48
Oct 29	@ PIT	DND				
Oct 30	Vs NYI	DND				
Nov 1	Vs CAR	0	0	2	0	15:07
Nov 4	Vs NYR	1	0	4	1	15:03
Nov 6	@ NYI	0	0	0	0	09:53
Nov 7	@ WSH	1	0	5	1	14:24
Nov 11	@ CAR	1	0	5	1	14:24
Nov 13	Vs FLA	0	0	3	1	13:30
Nov 15	Vs OTT	0	0	2	0	15:00
Nov 16	@ MTL	0	0	2	-1	09:11
Nov 18	Vs T.B	2	1	6	2	08:59
Nov 20	@ WSH	0	0	1	-1	06:21
Nov 22	Vs MTL	0	0	2	-1	10:19
Nov 24	@ MIN	0	0	4	0	12:06
Nov 26	Vs CGY	1	0	3	1	10:36
Nov 27	@ N.J	0	0	3	-1	13:11
Dec 1	Vs BOS	0	0	2	-1	15:02
Dec 4	Vs N.J	0	0	1	0	09:40
Dec 5	@ NYI	0	0	1	-1	11:56
Dec 8	Vs S.J	1	0	5	2	09:57
Dec 9	@ TOR	0	0	1	0	10:21
Dec 11	@ BOS	DND				
Dec 14	Vs PIT	1	0	1	1	09:44
Dec 15	@ MTL	1	1	2	2	13:51
Dec 18	Vs NYR	2	0	5	0	16:04
Dec 20	Vs FLA	0	0	3	0	16:22
Dec 28	@ VAN	0	0	1	-2	15:13
Dec 30	@ LA	0	0	2	1	09:36
Dec 31	@ ANA	0	0	3	0	11:44
Jan 2	@ DET	DND				
Jan 6	@ N.J	INJ				
Jan 8	Vs N.J	INJ				
Jan 11	@ BUF	INJ				
Jan 13	@ BOS	1	1	4	1	11:30
Jan 14	@ ATL	0	0	0	0	14:51
Jan 16	@ NYR	0	0	0	-1	10:05
Jan 18	Vs WSH	0	0	3	-1	17:17
Jan 20	Vs OTT	0	0	1	0	12:37
Jan 22	Vs N.J	0	0	1	0	10:39
Jan 23	@ CHI	1	1	5	3	13:40
Jan 25	Vs MTL	0	0	3	0	12:07
Feb 1	@ T.B	0	0	3	0	18:43
Feb 3	Vs NSH	0	0	1	1	14:56
Feb 5	Vs DAL	0	0	1	0	10:46
Feb 10	Vs CAR	0	0	1	0	07:59
Feb 13	Vs LA	DND				
Feb 15	@ T.B	DND				
Feb 16	@ FLA	DND				
Feb 18	@ CAR	DND				
Feb 20	@ NYR	DND				
Feb 22	Vs PHX	DND				
Feb 24	Vs NYI	DND				
Feb 26	@ OTT	0	0	2	0	16:48
Mar 3	Vs TOR	0	0	2	0	14:42
Mar 5	Vs BUF	0	0	1	0	12:59
Mar 6	@ NYR	0	0	0	-2	12:58
Mar 8	Vs EDM	DND				
Mar 10	@ TOR	DND				
Mar 12	Vs ATL	DND				
Mar 15	@ FLA	DND				
Mar 17	@ ATL	DND				
Mar 19	@ DAL	DND				
Mar 22	Vs WSH	DND				
Mar 24	Vs PIT	DND				
Mar 26	@ NYI	DND				
Mar 27	Vs BOS	DND				
Mar 29	@ PIT	DND				
Mar 31	Vs ATL	DND				
Apr 1	@ N.J	0	1	5	0	17:43
Apr 3	Vs NYR	1	0	6	2	17:22
Apr 5	@ OTT	0	1	4	1	15:33
Apr 8	@ BUF	0	0	2	-1	13:53
Apr 9	Vs NYI	0	0	3	0	11:51

# HOW THEY WERE ACQUIRED

## FORWARDS

Betts, Blair	Free Agent	Signed on Oct. 1, 2009
Briere, Danny	Free Agent	Signed on July 1, 2007
Carcillo, Dan	Trade	From Phoenix, in exchange for Scottie Upshall and 2nd Round Choice in 2011 Entry Draft on March 4, 2009
Carter, Jeff	Draft	1st Round (11th overall) of the 2003 NHL Entry Draft
Giroux, Claude	Draft	1st Round (22nd overall) of the 2006 NHL Entry Draft
Hartnell, Scott	Trade	From Nashville, along with Kimmo Timonen, in exchange for Nashville's first round pick in the 2007 NHL Entry Draft on June 18, 2007
Laperriere, Ian	Free Agent	Signed on July 1, 2009
Leino, Ville	Trade	From Detroit, in exchange for Ole-Kristian Tollefsen and a 5th round draft pick in 2011
Nodl, Andreas	Draft	2nd Round (36th overall) of the 2006 NHL Entry Draft
Powe, Darroll	Free Agent	Signed on April 18, 2008
Richards, Mike	Draft	1st Round (24th overall) of the 2003 NHL Entry Draft
Shelley, Jody	Free Agent	Signed on July 1, 2010
Syvret, Danny	Trade	From Anaheim, along with Rob Bordson, in exchange for David Laliberte and Patrick Maroon on November 21, 2010
Versteeg, Kris	Trade	From Toronto, in exchange for a first round and third round draft pick in 2011 NHL Entry Draft
van Riemsdyk, James	Draft	1st Round (2nd overall) of the 2007 NHL Draft
Zherdev, Nikolay	Free Agent	Signed on July 9, 2010

## DEFENSEMEN

Bartulis, Oskars	Draft	3rd Round (91st overall) of the 2005 NHL Entry Draft
Boynton, Nick	Waivers	Claimed from Chicago on February 26, 2011
Carle, Matt	Trade	From Tampa, along with a third round pick in the 2009 NHL Entry Draft, in exchange for Steve Eminger, Steve Downie, and a fourth round pick in the 2009 NHL Entry Draft
Coburn, Braydon	Trade	From Atlanta, in exchange for Alexei Zhitnik on February 24, 2007
Meszaros, Andrej	Trade	From Tampa Bay, in exchange for 2nd round draft pick in 2012 NHL Entry Draft
O'Donnell, Sean	Free Agent	Signed on July 1, 2010
Pronger, Chris	Trade	From Anaheim, along with Ryan Dingle, in exchange for Joffrey Lupul, Luca Sbisa, a first round pick in the 2009 NHL Entry Draft, a first round in the 2010 NHL Entry Draft, and a conditional third round pick in 2010 or 2011
Timonen, Kimmo	Trade	From Nashville, along with Scott Hartnell, in exchange for Nashville's first round pick in the 2007 NHL Entry Draft on June 18, 2007
Walker, Matt	Trade	From Tampa Bay, along with a fourth-round pick in the 2011 NHL Entry Draft, in exchange for Simon Gagne on July 19, 2010.

## GOALTENDERS

Backlund, Johan	Free Agent	Signed on March 26, 2009
Bobrovsky, Sergei	Free Agent	Signed on May 6, 2010
Boucher, Brian	Free Agent	Signed on July 1, 2009
Leighton, Michael	Free Agent	Signed on Dec. 15, 2009

---

THROUGH FREE AGENCY:	11	(Backlund, Betts, Bobrovsky, Boucher, Briere, Laperriere, Leighton, O'Donnell, Powe, Shelley, Zherdev)
THROUGH DRAFT:	6	(Bartulis, Carter, Giroux, Nodl, Richards, van Riemsdyk)
THROUGH TRADES:	11	(Carcillo, Carle, Coburn, Hartnell, Leino, Meszaros, Pronger, Syvret, Timonen, Versteeg, Walker)
THROUGH WAIVERS:	1	(Boynton)
FIRST-ROUND PICKS:	12	(Boucher, Boynton, Briere, Carter, Coburn, Giroux, Hartnell, Meszaros, Pronger, Richards, van Riemsdyk, Zherdev)

# 2010-11 FINAL NHL REGULAR SEASON STANDINGS

## Eastern Conference

### NORTHEAST DIVISION

		GP	W	L	OT	GF	GA	PTS
BOSTON	(3)	82	46	25	11	246	195	103
MONTREAL	(6)	82	44	30	8	216	209	96
BUFFALO	(7)	82	43	29	10	245	229	96
TORONTO	(10)	82	37	34	11	218	251	85
OTTAWA	(13)	82	32	40	10	192	250	74

### ATLANTIC DIVISION

		GP	W	L	OT	GF	GA	PTS
PHILADELPHIA	( 2)	82	47	23	12	259	223	106
PITTSBURGH	( 4)	82	49	25	8	238	199	106
NY RANGERS	( 8)	82	44	33	5	233	198	93
NEW JERSEY	(11)	82	38	39	5	174	209	81
NY ISLANDERS	(14)	82	30	39	13	229	264	73

### SOUTHEAST DIVISION

		GP	W	L	OT	GF	GA	PTS
WASHINGTON	(1)	82	48	23	11	224	197	107
TAMPA BAY	(5)	82	46	25	11	247	240	103
CAROLINA	(9)	82	40	31	11	236	239	91
ATLANTA	(12)	82	34	36	12	223	269	80
FLORIDA	(15)	82	30	40	12	195	229	72

## Western Conference

### CENTRAL DIVISION

GENERALIST DIVISION		GP	W	L	OT	GF	GA	PTS
DETROIT	( 3)	82	47	25	10	261	241	104
NASHVILLE	( 5)	82	44	27	11	219	194	99
CHICAGO	( 8)	82	44	29	9	258	225	97
ST. LOUIS	(11)	82	38	33	11	240	234	87
COLUMBUS	(13)	82	34	35	13	215	258	81

### PACIFIC DIVISION

		GP	W	L	OT	GF	GA	PTS
SAN JOSE	(2)	82	48	25	9	248	213	105
ANAHEIM	(4)	82	47	30	5	239	235	99
PHOENIX	(6)	82	43	26	13	231	226	99
LOS ANGELES	(7)	82	46	30	6	219	198	98
DALLAS	(9)	82	42	29	11	227	233	95

### NORTHWEST DIVISION

		GP	W	L	OT	GF	GA	PTS
VANCOUVER	(1)	82	54	19	9	262	185	117
CALGARY	(10)	82	41	29	12	250	237	94
MINNESOTA	(12)	82	39	35	8	206	233	86
COLORADO	(14)	82	30	44	8	227	288	68
EDMONTON	(15)	82	25	45	12	193	269	62

\*Teams receive 2 points for a victory (W) 1 point for an overtime or shootout loss (OT),

## 2010-11 NHL SCORING LEADERS

PLAYER	TEAM	GP	G	A	PTS
DANIEL SEDIN	VANCOUVER	82	41	63	104
MARTIN ST LOUIS	TAMPA BAY	82	31	68	99
COREY PERRY	ANAHEIM	82	50	48	98
HENRIK SEDIN	VANCOUVER	82	19	75	94
STEVEN STAMKOS	TAMPA BAY	82	45	46	91
JAROME IGINLA	CALGARY	82	43	43	86
ALEX OVECHKIN	WASHINGTON	79	32	53	85
TEEMU SELANNE	ANAHEIM	73	31	49	80
HENRIK ZETTERBERG	DETROIT	80	24	56	80
BRAD RICHARDS	DALLAS	72	28	49	77
ERIC STAAL	CAROLINA	81	33	43	76
JONATHAN TOEWS	CHICAGO	80	32	44	76
CLAUDE GIROUX	PHILADELPHIA	82	25	51	76
RYAN GETZLAF	ANAHEIM	67	19	57	76
RYAN KESLER	VANCOUVER	82	41	32	73
PATRICK MARLEAU	SAN JOSE	82	37	36	73
THOMAS VANEK	BUFFALO	80	32	41	73
PATRICK KANE	CHICAGO	73	27	46	73
LOUI ERIKSSON	DALLAS	79	27	46	73
ANZE KOPITAR	LOS ANGELES	75	25	48	73
PATRICK SHARP	CHICAGO	74	34	37	71
BOBBY RYAN	ANAHEIM	82	34	37	71
MIKE RIBEIRO	DALLAS	82	19	52	71
JOE THORNTON	SAN JOSE	80	21	49	70
ALEX TANGUAY	CALGARY	79	22	47	69

## 2010-11 NHL GOAL LEADERS

PLAYER	TEAM	GP	G
COREY PERRY	ANAHEIM	82	50
STEVEN STAMKOS	TAMPA BAY	82	45
JAROME IGINLA	CALGARY	82	43
DANIEL SEDIN	VANCOUVER	82	41
RYAN KESLER	VANCOUVER	82	41
PATRICK MARLEAU	SAN JOSE	82	37
JEFF CARTER	PHILADELPHIA	80	36
PATRICK SHARP	CHICAGO	74	34
*MICHAEL GRABNER	NY ISLANDERS	76	34
DANNY BRIERE	PHILADELPHIA	77	34
BOBBY RYAN	ANAHEIM	82	34
ERIC STAAL	CAROLINA	81	33
BRENDEN MORROW	DALLAS	82	33
SIDNEY CROSBY	PITTSBURGH	41	32
RICK NASH	COLUMBUS	75	32
ALEX OVECHKIN	WASHINGTON	79	32
*LOGAN COUTURE	SAN JOSE	79	32
THOMAS VANEK	BUFFALO	80	32
JONATHAN TOEWS	CHICAGO	80	32
PHIL KESSEL	TORONTO	82	32

## 2010-11 NHL ASSISTS LEADERS

PLAYER	TEAM	GP	A
HENRIK SEDIN	VANCOUVER	82	75
MARTIN ST LOUIS	TAMPA BAY	82	68
DANIEL SEDIN	VANCOUVER	82	63
RYAN GETZLAF	ANAHEIM	67	57
HENRIK ZETTERBERG	DETROIT	80	56
ALEX OVECHKIN	WASHINGTON	79	53
MIKE RIBEIRO	DALLAS	82	52
CLAUDE GIROUX	PHILADELPHIA	82	51
LUBOMIR VISNOVSKY	ANAHEIM	81	50
BRAD RICHARDS	DALLAS	72	49
TEEMU SELANNE	ANAHEIM	73	49
DAVID KREJCI	BOSTON	75	49
JOE THORNTON	SAN JOSE	80	49
ANZE KOPITAR	LOS ANGELES	75	48
COREY PERRY	ANAHEIM	82	48
KEITH YANDLE	PHOENIX	82	48
NICKLAS BACKSTROM	WASHINGTON	77	47
ALEX TANGUAY	CALGARY	79	47

## 2010-11 NHL DEFENSEMEN SCORING LEADERS

PLAYER	TEAM	GP	G	A	PTS
LUBOMIR VISNOVSKY	ANAHEIM	81	18	50	68
NICKLAS LIDSTROM	DETROIT	82	16	6	62
KEITH YANDLE	PHOENIX	82	11	48	59
DUSTIN BYFUGLIEN	ATLANTA	81	20	33	53
TOBIAS ENSTROM	ATLANTA	72	10	41	51
JAMES WISNIEWSKI	NY-MTL	75	10	41	51
CHRISTIAN EHRRHOFF	VANCOUVER	79	14	36	50
DAN BOYLE	SAN JOSE	76	9	41	50
KRIS LETANG	PITTSBURGH	82	8	42	50
SHEA WEBER	NASHVILLE	82	16	32	48
BRENT SEABROOK	CHICAGO	82	9	39	48
BRIAN RAFALSKI	DETROIT	63	4	44	48
TOMAS KABERLE	TOR-BOS	82	4	43	47
BRENT BURNS	MINNESOTA	80	17	29	46
ALEX GOLIGOSKI	FIT-DAL	83	14	32	46
JOHN-MICHAEL LILES	COLORADO	76	6	40	46
ERIK KARLSSON	OTTAWA	75	13	32	45
DUNCAN KEITH	CHICAGO	82	7	38	45
ZDENO CHARA	BOSTON	81	14	30	44
ALEX PIETRANGILO	ST. LOUIS	79	11	32	43
*KEVIN SHATTENKIRK	COL-STL	72	9	34	43
MARK GIORDANO	CALGARY	82	8	35	43
JACK JOHNSON	LOS ANGELES	82	5	37	42

# 2010-11 FINAL NHL REGULAR SEASON STANDINGS

## 2010-11 NHL POWER PLAY GOALS

PLAYER	TEAM	GP	PP
DANIEL SEDIN	VANCOUVER	82	18
STEVEN STAMKOS	TAMPA BAY	82	17
TEEMU SELANNE	ANAHEIM	73	16
RYAN KESLER	VANCOUVER	82	15
JAROME IGINLA	CALGARY	82	14
COREY PERRY	ANAHEIM	82	14
CHRIS STEWART	COL-STL	62	12
VINCENT LECAVALIER	TAMPA BAY	65	12
PATRICK SHARP	CHICAGO	74	12
ERIC STAAL	CAROLINA	81	12
PHIL KESSEL	TORONTO	82	12

## 2010-11 NHL POWER PLAY ASSISTS

PLAYER	TEAM	GP	PPA
MARTIN ST LOUIS	TAMPA BAY	82	37
NICKLAS LIDSTROM	DETROIT	82	32
HENRIK SEDIN	VANCOUVER	82	27
LUBOMIR VISNOVSKY	ANAHEIM	81	26
TOMAS KABERLE	TOR-BOS	82	25
JACK JOHNSON	LOS ANGELES	82	25
JOE THORNTON	SAN JOSE	80	24
DANIEL SEDIN	VANCOUVER	82	24
RAY WHITNEY	PHOENIX	75	23
DAN BOYLE	SAN JOSE	76	23
KEITH YANDLE	PHOENIX	82	23

## 2010-11 NHL POWER PLAY POINTS

PLAYER	TEAM	GP	PPP
DANIEL SEDIN	VANCOUVER	82	42
MARTIN ST LOUIS	TAMPA BAY	82	41
NICKLAS LIDSTROM	DETROIT	82	39
STEVEN STAMKOS	TAMPA BAY	82	36
HENRIK SEDIN	VANCOUVER	82	35
TEEMU SELANNE	ANAHEIM	73	34
JOE THORNTON	SAN JOSE	80	33
LUBOMIR VISNOVSKY	ANAHEIM	81	31
COREY PERRY	ANAHEIM	82	31
HENRIK ZETTERBERG	DETROIT	80	30
DANY HEATLEY	SAN JOSE	80	30
JAROME IGINLA	CALGARY	82	30
RYAN KESLER	VANCOUVER	82	30

## 2009-10 NHL SHORTHAND GOALS

PLAYER	TEAM	GP	SH
FRANS NIELSEN	NY ISLANDERS	71	7
*MICHAEL GRABNER	NY ISLANDERS	76	6
*BRAD MARCHAND	BOSTON	77	5
BRANDON PRUST	NY RANGERS	82	5
MILAN MICHALEK	OTTAWA	66	4
JAMIE BENN	DALLAS	69	4
MATT CULLEN	MINNESOTA	78	4
PASCAL DUPUIS	PITTSBURGH	81	4
COREY PERRY	ANAHEIM	82	4

## 2010-11 NHL SHORTHAND ASSISTS

PLAYER	TEAM	GP	SHA
CLAUDE GIROUX	PHILADELPHIA	82	4
BARRET JACKMAN	ST. LOUIS	60	3
BROOKS ORPIK	PITTSBURGH	63	3
MATT COOKE	PITTSBURGH	67	3
JOSH BAILEY	NY ISLANDERS	70	3
DEREK DORSETT	COLUMBUS	76	3
*JAKE DOWELL	CHICAGO	79	3
GREGORY CAMPBELL	BOSTON	80	3
KYLE BRODZIAK	MINNESOTA	80	3
MIKE RICHARDS	PHILADELPHIA	81	3
BRIAN BOYLE	NY RANGERS	82	3

## 2010-11 NHL SHORTHAND POINTS

PLAYER	TEAM	GP	SHP
FRANS NIELSEN	NY ISLANDERS	71	8
*MICHAEL GRABNER	NY ISLANDERS	76	7
BRANDON PRUST	NY RANGERS	82	7
CLAUDE GIROUX	PHILADELPHIA	82	7
MATT COOKE	PITTSBURGH	67	6
JAMIE BENN	DALLAS	69	6
*BRAD MARCHAND	BOSTON	77	6
MIKE RICHARDS	PHILADELPHIA	81	6
PASCAL DUPUIS	PITTSBURGH	81	5
COREY PERRY	ANAHEIM	82	5

## 2010-11 GAME WINNING GOALS

PLAYER	TEAM	GP	GW
ALEX OVECHKIN	WASHINGTON	79	11
COREY PERRY	ANAHEIM	82	11
DANIEL SEDIN	VANCOUVER	82	10
ILYA KOVALCHUK	NEW JERSEY	81	9
PATRICK MARLEAU	SAN JOSE	82	9
ERIK COLE	CAROLINA	82	9

## 2010-11 SHOTS LEADERS

PLAYER	TEAM	GP	PPA
ALEX OVECHKIN	WASHINGTON	79	367
DUSTIN BYFUGLIEN	ATLANTA	81	347
JEFF CARTER	PHILADELPHIA	80	335
PHIL KESSEL	TORONTO	82	325
HENRIK ZETTERBERG	DETROIT	80	306

## 2009-10 SHOOTING PERCENTAGE (MIN 82 SHOTS)

PLAYER	TEAM	GP	G	S	PCTG
SERGEI KOSTITSYN	NASHVILLE	77	23	93	24.7
SIDNEY CROSBY	PITTSBURGH	41	32	161	19.9
LAURI KORPIKOSKI	PHOENIX	79	19	103	18.4
ALEX TANGUAY	CALGARY	79	22	120	.3
DAVID JONES	COLORADO	77	27	153	17.6
MIKE KNUBLE	WASHINGTON	69	29	151	19.2
TOMAS HOLMSTROM	DETROIT	68	25	131	19.1
NIK ANTROPOV	ATLANTA	76	24	126	19
TOMAS FLEISCHMANN	WASHINGTON	69	23	121	19
TROY BROUWER	CHICAGO	78	22	116	19
STEVE DOWNIE	TAMPA BAY	79	22	116	19

# 2010-11 FINAL NHL REGULAR SEASON STANDINGS

## 2010-11 PLUS/MINUS LEADERS

PLAYER	TEAM	GP	+/-
ZDENO CHARA	BOSTON	81	33
KEVIN BIEKSA	VANCOUVER	66	32
TONI LYDMAN	ANAHEIM	78	32
DAVID BACKES	ST. LOUIS	82	32
*ADAM MCQUAID	BOSTON	67	30
<b>ANDREJ MESZAROS</b>	<b>PHILADELPHIA</b>	<b>81</b>	<b>30</b>
DANIEL SEDIN	VANCOUVER	82	30
<b>MATT CARLE</b>	<b>PHILADELPHIA</b>	<b>82</b>	<b>30</b>

## 2010-11 GOALTENDING LEADERS (MIN .25 GPI)

### GOALS AGAINST AVERAGE

GOALTENDER	TEAM	GPI	MINS	GA	AVG
TIM THOMAS	BOSTON	57	3364	112	2.00
ROBERTO LUONGO	VANCOUVER	60	3590	126	2.11
PEKKA RINNE	NASHVILLE	64	3789	134	2.12
SEMYON VARLAMOV	WASHINGTON	27	1560	58	2.23
*CORY SCHNEIDER	VANCOUVER	25	1372	51	2.23

## WINS

GOALTENDER	TEAM	GPI	MINS	W	L	OT
ROBERTO LUONGO	VANCOUVER	60	3590	38	15	7
CAREY PRICE	MONTREAL	72	4206	38	28	6
JIMMY HOWARD	DETROIT	63	3615	37	17	5
MIKKA KIPRUSOFF	CALGARY	71	4156	37	24	6
CAM WARD	CAROLINA	74	4318	37	26	10

## SAVE PERCENTAGE

GOALTENDER	TEAM	GPI	MINS	GA	SA	SPCTG	W	L	OT
TIM THOMAS	BOSTON	57	3364	112	1811	.938	35	11	9
PEKKA RINNE	NASHVILLE	64	3789	134	1905	.930	33	22	9
*CORY SCHNEIDER	VANCOUVER	25	1372	51	714	.929	16	4	2
ROBERTO LUONGO	VANCOUVER	60	3590	126	1753	.928	38	15	7
JONAS HILLER	ANAHEIM	49	2672	114	1493	.924	26	16	3
SEMYON VARLAMOV	WASHINGTON	27	1560	58	759	.924	11	9	5

## SHUTOUTS

GOALTENDER	TEAM	GPI	MINS	SO	W	L	OT
HENRIK LUNDQVIST	NY RANGERS	68	4007	11	36	27	5
TIM THOMAS	BOSTON	57	3364	9	35	11	9
CAREY PRICE	MONTREAL	72	4206	8	38	28	6
JAROSLAV HALAK	ST. LOUIS	57	3294	7	27	21	7
ILYA BRYZGALOV	PHOENIX	68	4060	7	36	20	10

# FLYERS VS. BOSTON BRUINS 2010-11 REGULAR SEASON

## 2010 - 11 RESULTS: Won - 1; Lost - 3; OTL - 0

DATE	GAME NO.	FLYERS GOALSCORERS	GOALTENDERS	WIN GOAL
12-01-10	26	BRUINS 3 AT FLYERS 0	THOMAS(W)/BOBROVSKY(L)	BERGERON
12-11-10	31	FLYERS 2 AT BRUINS 1 OT	BOUCHER(W)/THOMAS(L)	RICHARDS
01-13-11	43	FLYERS 5 AT BRUINS 7	BOUCHER(L)/THOMAS(W)	KAMPFER
03-27-11	75	BRUINS 2 AT FLYERS 1	THOMAS(W)/BOUCHER(L)	MARCHAND

	GP	W	L	OT	PTS	GF	GA	SO	PPG	SHG	PIM
FLYERS	4	1	3	0	2	8	13	0	0	0	49
BOSTON	4	3	0	1	7	13	8	1	4	0	26

GOALS BY PERIOD:	1ST	2ND	3RD	OT	TOTAL	SHOTS BY PERIOD:	1ST	2ND	3RD	OT	TOTAL
FLYERS	2	3	2	1	8	FLYERS	47	42	41	7	137
BOSTON	3	2	8	0	13	BOSTON	41	51	47	2	141

## INDIVIDUAL SCORING

FLYERS	GP	G	A	TP	+-	PIM	PP	SH	BOSTON	GP	G	A	TP	+-	PIM	PP	SH
MIKE RICHARDS	4	1	2	3	3	6	0	0	DAVID KREJCI	4	0	4	4	0	2	0	0
JAMES VAN RIEMSDYK	4	1	2	3	0	0	0	0	PATRICE BERGERON	4	2	1	3	1	2	1	0
DANNY BRIERE	4	1	1	2	-5	2	0	0	NATHAN HORTON	4	2	1	3	3	0	1	0
JEFF CARTER	4	1	1	2	-1	0	0	0	BRAD MARCHAND	4	2	1	3	3	0	1	0
NIKOLAY ZHERDEV	2	1	1	2	0	2	0	0	MARK RECCHI	4	1	2	3	1	2	0	0
VILLE LEINO	4	0	2	2	-3	0	0	0	ZDENO CHARA	4	1	1	2	3	0	1	0
SCOTT HARTNELL	4	1	0	1	-3	4	0	0	GREGORY CAMPBELL	4	1	1	2	0	0	0	0
SEAN O'DONNELL	4	1	0	1	-3	0	0	0	MILAN LUCIC	3	1	1	2	2	2	0	0
KRIS VERSTEEG	1	1	0	1	1	2	0	0	MICHAEL RYDER	3	1	1	2	1	0	0	0
KIMMO TIMONEN	4	0	1	1	4	0	0	0	STEVEN KAMPFER	2	1	1	2	1	0	0	0
BRAYDON COBURN	4	0	1	1	3	2	0	0	BLAKE WHEELER	3	0	2	2	1	0	0	0
CLAUDE GIROUX	4	0	1	1	0	0	0	0	TYLER SEGUIN	3	1	0	1	-2	0	0	0
ANDREAS NODL	4	0	1	1	2	0	0	0	DENNIS SEIDENBERG	4	0	1	1	-2	2	0	0
ANDREJ MESZAROS	4	0	0	0	-1	0	0	0	ADAM MCQUAID	4	0	1	1	-1	0	0	0
MATT CARLE	4	0	0	0	-3	0	0	0	MARC SAVARD	2	0	1	1	-1	0	0	0
DARROLL POWE	4	0	0	0	0	0	0	0	TOMAS KABERLE	1	0	1	1	0	0	0	0
BLAIR BETTS	4	0	0	0	0	2	0	0	JOHNNY BOYCHUK	4	0	0	0	1	0	0	0
JODY SHELLEY	3	0	0	0	0	27	0	0	ANDREW FERENC	4	0	0	0	-2	0	0	0
CHRIS PRONGER	2	0	0	0	-1	0	0	0	SHAWN THORNTON	4	0	0	0	-1	12	0	0
DANIEL CARCILLO	2	0	0	0	-1	2	0	0	DANIEL PAILLE	3	0	0	0	-2	0	0	0
MATT WALKER	1	0	0	0	-1	0	0	0	MARK STUART	1	0	0	0	2	0	0	0
NICK BOYNTON	1	0	0	0	1	0	0	0	RICH PEPPERLEY	1	0	0	0	-1	0	0	0
									CHRIS KELLY	1	0	0	0	-1	0	0	0
									JORDAN CARON	1	0	0	0	0	0	0	0

## GOALTENDING RECORD

FLYERS	GP	MIN	GA	AVG	EN	SO	W	L	OT	SHOTS	SAVE %
BRIAN BOUCHER	3	183	9	2.95	1	0	1	2	0	108	.917
SERGEI BOBROVSKY	1	59	2	2.05	1	0	0	1	0	31	.935
TEAM TOTALS	4	242	11	2.73	2	0	1	3	0	139	.921

BOSTON	GP	MIN	GA	AVG	EN	SO	W	L	OT	SHOTS	SAVE %
TIM THOMAS	4	245	8	1.96	0	0	3	0	1	137	.942
TEAM TOTALS	4	245	8	1.96	0	0	3	0	1	137	.942

## POWER PLAY

FLYERS	0	FOR	7	0.0%	BOSTON	4	FOR	12	33.3%
HOME	0	FOR	5	0.0%	HOME	1	FOR	7	14.3%
AWAY	0	FOR	2	0.0%	AWAY	3	FOR	5	60.0%

## PENALTY KILLING

FLYERS	8	OF	12	66.7%	BOSTON	7	OF	7	100.0%
HOME	2	OF	5	40.0%	HOME	2	OF	2	100.0%
AWAY	6	OF	7	85.7%	AWAY	5	OF	5	100.0%



# FLYERS VS. BUFFALO SABRES 2010-11 REGULAR SEASON

## 2010 - 11 RESULTS: Won - 2; Lost - 1; OTL - 1

DATE	GAME NO.	FLYERS GOALSCORERS	GOALTENDERS	WIN GOAL
10-26-10	09	SABRES 3 AT FLYERS 6	MILLER(L)/ BOBROVSKY(W)	GIROUX
01-11-11	42	FLYERS 5 AT SABRES 2	BOBROVSKY(W)/ MILLER(L)	LEINO
03-05-11	64	SABRES 5 AT FLYERS 3	MILLER(W)/ BOBROVSKY(L)	POMINVILLE
04-08-11	81	FLYERS 3 AT SABRES 4 OT	BOBROVSKY(L)/ MILLER(W)	VANEK

	GP	W	L	OT	PTS	GF	GA	SO	PPG	SHG	PIM
FLYERS	4	2	1	1	5	17	14	0	5	2	38
BUFFALO	4	2	2	0	4	14	17	0	2	0	40

GOALS BY PERIOD:	1ST	2ND	3RD	OT	TOTAL	SHOTS BY PERIOD:	1ST	2ND	3RD	OT	TOTAL
FLYERS	5	7	5	0	17	FLYERS	45	40	45	0	130
BUFFALO	3	5	5	1	14	BUFFALO	41	50	47	1	139

## INDIVIDUAL SCORING:

FLYERS	GP	G	A	TP	+/-	PIM	PP	SH	BUFFALO	GP	G	A	TP	+/-	PIM	PP	SH
DANNY BRIERE	4	3	5	8	1	0	1	0	THOMAS VANEK	4	2	5	7	2	0	1	0
SCOTT HARTNELL	4	3	3	6	0	7	1	0	NATHAN GERBE	4	3	1	4	4	2	0	0
CLAUDE GIROUX	4	1	3	4	-1	0	1	0	PAUL GAUSTAD	4	1	3	4	4	5	0	0
KIMMO TIMONEN	4	1	2	3	0	4	0	1	JASON POMINVILLE	3	2	1	3	3	0	0	0
MIKE RICHARDS	4	1	2	3	0	0	0	0	STEVE MONTADOR	4	1	2	3	2	4	0	0
JEFF CARTER	4	1	2	3	-1	0	1	0	TYLER MYERS	4	1	1	2	-2	0	1	0
KRIS VERSTEEG	2	2	0	2	-1	2	1	1	TYLER ENNIS	4	1	1	2	-4	2	0	0
MATT CARLE	4	0	2	2	1	2	0	0	CODY MCCORMICK	4	1	1	2	-2	7	0	0
BRAYDON COBURN	4	0	2	2	-2	4	0	0	ANDREJ SEKERA	2	1	1	2	0	0	0	0
VILLE LEINO	4	1	0	1	0	0	0	0	TIM CONNOLLY	4	0	2	2	-1	0	0	0
JAMES VAN RIEMSDYK	4	1	0	1	-2	0	0	0	BRAD BOYES	2	0	2	2	-3	2	0	0
DARROLL POWE	4	1	0	1	0	6	0	0	DEREK ROY	1	0	2	2	-1	0	0	0
ANDREAS NODL	4	1	0	1	1	2	0	0	DREW STAFFORD	4	1	0	1	-3	0	0	0
NIKOLAY ZHERDEV	3	1	0	1	1	0	0	0	MICHAEL GRIER	3	0	1	1	1	0	0	0
SEAN O'DONNELL	4	0	1	1	0	5	0	0	PATRICK KALETA	2	0	1	1	0	2	0	0
BLAIR BETTS	3	0	1	1	1	0	0	0	MARK MANCARI	1	0	1	1	0	0	0	0
CHRIS PRONGER	2	0	1	1	1	2	0	0	JORDAN LEOPOLD	3	0	0	0	-1	4	0	0
ANDREJ MESZAROS	4	0	0	0	1	2	0	0	CHRIS BUTLER	3	0	0	0	2	2	0	0
DANIEL CARCILLO	2	0	0	0	-1	0	0	0	MIKE WEBER	3	0	0	0	0	2	0	0
JODY SHELLEY	2	0	0	0	0	2	0	0	SHAONE MORRISONN	3	0	0	0	2	2	0	0
OSKARS BARTULIS	1	0	0	0	0	0	0	0	ROB NIEDERMAYER	3	0	0	0	-1	0	0	0
DANNY SYVRET	1	0	0	0	-1	0	0	0	JOCHEN HECHT	2	0	0	0	-4	0	0	0
									CRAIG RIVET	2	0	0	0	0	2	0	0
									MARC-ANDRE GRAGNANI	1	0	0	0	-1	0	0	0
									LUKE ADAM	1	0	0	0	0	2	0	0
									MATT ELLIS	1	0	0	0	0	0	0	0

## GOALTENDING RECORD:

FLYERS	GP	MIN	GA	AVG	EN	SO	W	L	OT	SHOTS	SAVE %
SERGEI BOBROVSKY	4	240	13	3.25	1	0	2	1	1	138	.906
TEAM TOTALS	4	240	13	3.25	1	0	2	1	1	138	.906

BUFFALO	GP	MIN	GA	AVG	EN	SO	W	L	OT	SHOTS	SAVE %
RYAN MILLER	4	200	12	3.60	2	0	2	2	0	109	.890
JHONAS ENROTH	1	40	3	4.50	0	0	0	0	0	19	.842
TEAM TOTALS	4	241	10	2.49	1	0	3	1	0	129	.922

## POWER PLAY

FLYERS	5	FOR	12	41.7%	BUFFALO	2	FOR	11	18.2%
HOME	4	FOR	9	44.4%	HOME	0	FOR	4	0.0%
AWAY	1	FOR	3	33.3%	AWAY	2	FOR	7	28.6%

## PENALTY KILLING

FLYERS	9	OF	11	81.8%	BUFFALO	7	OF	12	58.3%
HOME	5	OF	7	71.4%	HOME	2	OF	3	66.7%
AWAY	4	OF	4	100.0%	AWAY	5	OF	9	55.6%

# FLYERS VS. MONTREAL CANADIENS 2010-11 REGULAR SEASON

## 2010 – 11 RESULTS: Won – 3; Lost – 1; OT – 0

DATE	GAME NO.	FLYERS	FLYERS GOALSCORERS	GOALTENDERS	WIN GOAL
11-16-10	19	FLYERS 0 AT CANADIENS 3		BOBROVSKY(L)/PRICE(W)	CAMMALLERI
11-22-10	22	CANADIENS 2 AT FLYERS 3	22, 28, 21	PRICE(L)/ BOUCHER(W)	VANRIEMSDYK
12-15-10	33	FLYERS 5 AT CANADIENS 3	17, 21, 93, 21P, 28	BOBROVSKY(W)/ PRICE(L)	VANRIEMSDYK
01-25-11	50	CANADIENS 2 AT FLYERS 5	17P, 44P, 13, 28P, 48EN	PRICE(L)/ BOBROVSKY(W)	CARCILLO

	GP	W	L	OT	PTS	GF	GA	SO	PPG	SHG	PIM
FLYERS	4	3	1	0	6	13	10	0	4	0	85
MONTREAL	4	1	3	0	2	10	13	1	3	0	57

GOALS BY PERIOD:	1ST	2ND	3RD	OT	TOTAL	SHOTS BY PERIOD:	1ST	2ND	3RD	OT	TOTAL
FLYERS	3	4	6	0	13	FLYERS	42	65	44	0	151
MONTREAL	3	3	4	0	10	MONTREAL	47	43	41	0	131

## INDIVIDUAL SCORING:

FLYERS	GP	G	A	TP	+/–	PIM	PP	SH	MONTREAL	GP	G	A	TP	+/–	PIM	PP	SH
JEFF CARTER	4	2	2	4	3	0	1	0	BRIAN GIONTA	4	2	2	4	-1	0	1	0
CHRIS PRONGER	4	0	4	4	3	10	0	0	TOMAS PLEKANEC	4	2	1	3	0	2	0	0
MIKE RICHARDS	4	0	4	4	3	2	0	0	P.K. SUBBAN	4	1	2	3	-3	8	1	0
CLAUDE GIROUX	4	3	0	3	1	2	1	0	MIKE CAMMALLERI	3	1	2	3	0	0	1	0
JAMES VAN RIEMSDYK	3	3	0	3	3	2	1	0	BENOIT POULIOT	4	0	3	3	-2	6	0	0
DANNY BRIERE	4	1	2	3	0	2	0	0	MAXIM LAPIERRE	3	2	0	2	0	19	0	0
NIKOLAY ZHERDEV	4	1	1	2	0	4	0	0	MATHIEU DARCHÉ	3	1	1	2	1	0	0	0
SCOTT HARTNELL	4	1	1	2	-2	16	0	0	SCOTT GOMEZ	4	0	2	2	-2	4	0	0
SEAN O'DONNELL	4	0	2	2	-1	12	0	0	JEFF HALPERN	4	0	2	2	0	2	0	0
VILLE LEINO	4	1	0	1	-1	0	0	0	TRAVIS MOEN	4	0	2	2	1	0	0	0
DANIEL CARCILLO	2	1	0	1	0	12	0	0	DAVID DESHARNAIS	1	1	0	1	0	2	0	0
KIMMO TIMONEN	1	1	0	1	1	0	1	0	ROMAN HAMRLIK	4	0	1	1	0	2	0	0
MATT CARLE	4	0	1	1	2	2	0	0	HAL GILL	4	0	1	1	-1	2	0	0
BRAYDON COBURN	4	0	1	1	-1	6	0	0	ADNREI KOSTITSYN	4	0	1	1	-1	4	0	0
ANDREJ MESZAROS	4	0	1	1	0	4	0	0	LARS ELLER	4	0	0	0	-1	0	0	0
DARROLL POWE	4	0	1	1	0	7	0	0	JAROSLAV SPACEK	4	0	0	0	-1	2	0	0
BLAIR BETTS	4	0	0	0	-3	0	0	0	JOSH GORGES	3	0	0	0	1	2	0	0
ANDREAS NODL	4	0	0	0	2	2	0	0	ALEXANDRE PICARD	3	0	0	0	0	0	0	0
JODY SHELLEY	3	0	0	0	-1	2	0	0	TOM PYATT	2	0	0	0	1	0	0	0
									YANNICK WEBER	2	0	0	0	0	1	0	0
									MAX PACIORETTY	2	0	0	0	-1	0	0	0
									RYAN WHITE	1	0	0	0	0	0	0	0
									JAMES WISNIEWSKI	1	0	0	0	-1	0	0	0

## GOALTENDING RECORD:

FLYERS	GP	MIN	GA	AVG	EN	SO	W	L	OT	SHOTS	SAVE %
SERGEI BOBROVSKY	3	179	8	2.68	0	0	2	1	0	100	.920
BRIAN BOUCHER	1	60	2	2.00	0	0	1	0	0	31	.935
TEAM TOTALS	4	239	10	2.51	0	0	3	1	0	131	.924

MONTREAL	GP	MIN	GA	AVG	EN	SO	W	L	OT	SHOTS	SAVE %
CAREY PRICE	4	237	12	3.04	1	1	1	3	0	150	.920
TEAM TOTALS	4	237	12	3.04	1	1	1	3	0	150	.920

## POWER PLAY

FLYERS	4	FOR	17	23.5%	MONTREAL	3	FOR	22	13.6%
HOME	3	FOR	8	37.5%	HOME	3	FOR	10	30.0%
AWAY	1	FOR	9	11.1%	AWAY	0	FOR	12	0.0%

## PENALTY KILLING

FLYERS	19	OF	22	83.4%	MONTREAL	13	OF	17	76.5%
HOME	12	OF	12	100.0%	HOME	8	OF	9	88.9%
AWAY	7	OF	10	70.0%	AWAY	5	OF	8	62.5%

# FLYERS VS. NEW YORK RANGERS 2010-11 REGULAR SEASON

## 2010 - 11 RESULTS: Won - 4; Lost - 1; OTL - 1

DATE	GAME NO.		FLYERS GOALSCORERS	GOALTENDERS	WIN GOAL
11-04-10	13	RANGERS 1 AT FLYERS 4	18P, 11, 93, 20P	LUNDQVIST(L)/BOBROVSKY(W)	BETTS
12-18-10	34	RANGERS 1 AT FLYERS 4	93, 15, 22, 93P	LUNDQVIST(L)/BOUCHER(W)	NODL
01-16-11	45	FLYERS 3 AT RANGERS 2	17, 22, 18S	BOUCHER(W)/BIRON(L)	RICHARDS
02-20-11	59	FLYERS 4 AT RANGERS 2	17, 28P, 13, 10EN	BOUCHER(W)/LUNDQVIST(L)	CARCILLO
03-06-11	65	FLYERS 0 AT RANGERS 7		BOUCHER(L)/BOBROVSKY(L)/LUNDQVIST(W)	CALLAHAN
04-03-11	79	RANGERS 3 AT FLYERS 2 SO	21, 93	LUNDQVIST(W)/BOBROVSKY(L)	CHRISTENSEN

	GP	W	L	OT	PTS	GF	GA	SO	PPG	SHG	PIM
FLYERS	6	4	1	1	9	17	16	0	4	1	86
NY RANGERS	6	2	4	0	4	16	17	1	4	0	108

GOALS BY PERIOD:	1ST	2ND	3RD	OT	TOTAL	SHOTS BY PERIOD:	1ST	2ND	3RD	OT	TOTAL
FLYERS	4	7	6	0	17	FLYERS	56	73	38	2	169
NY RANGERS	4	4	7	1	16	NY RANGERS	56	70	63	2	191

## INDIVIDUAL SCORING:

FLYERS	GP	G	A	TP	+/-	PIM	PP	SH	NY RANGERS	GP	G	A	TP	+/-	PIM	PP	SH
CLAUDE GIROUX	6	1	7	8	4	0	1	0	RYAN CALLAHAN	4	4	1	5	1	2	2	0
NIKOLAY ZHERDEV	5	4	0	4	0	2	1	0	DEREK STEPAN	6	3	2	5	2	2	0	0
VILLE LEINO	6	2	2	4	2	0	0	0	WOJTEK WOLSKI	4	2	2	4	4	2	0	0
JEFF CARTER	5	2	2	4	0	4	0	0	MATS ZUCCARELLO	3	2	2	4	4	0	0	0
MIKE RICHARDS	6	2	1	3	0	7	1	1	VINNY PROSEPI	3	0	3	3	1	2	0	0
MATT CARLE	6	0	3	3	-2	7	0	0	BRANDON DUBINSKY	6	1	1	2	0	9	1	0
SCOTT HARTNELL	6	0	3	3	0	4	0	0	ARTEM ANISIMOV	6	1	1	2	0	2	0	0
JAMES VAN RIEMSDYK	6	1	1	2	0	6	0	0	RUSLAN FEDOTENKO	5	1	1	2	-1	2	0	0
KIMMO TIMONEN	6	0	2	2	1	0	0	0	BRYAN MCCABE	2	1	1	2	0	2	1	0
BRAYDON COBURN	6	0	2	2	0	9	0	0	MARC STAAL	6	0	2	2	1	6	0	0
ANDREJ MESZAROS	6	0	2	2	6	4	0	0	DAN GIBARDI	6	0	2	2	1	2	0	0
ANDREAS NODL	5	1	0	1	-2	0	0	0	RYAN McDONAGH	4	0	2	2	5	2	0	0
BLAIR BETTS	5	1	0	1	-1	0	0	0	MICHAEL SAUER	6	0	1	1	-1	2	0	0
DANIEL CARCILLO	4	1	0	1	1	12	0	0	MARIAN GABORIK	5	0	1	1	-2	4	0	0
CHRIS PRONGER	3	1	0	1	-2	0	1	0	ERIK CHRISTENSEN	4	0	1	1	-1	0	0	0
KRIS VERSTEEG	3	1	0	1	-1	2	0	0	MICHAEL DEL ZOTTO	3	0	1	1	-4	0	0	0
SEAN O'DONNELL	6	0	1	1	2	5	0	0	MATT GILROY	3	0	1	1	1	4	0	0
DARROLL POWE	6	0	1	1	1	0	0	0	MICHAEL ROZSIVAL	2	0	1	1	-2	0	0	0
DANNY BRIERE	4	0	1	1	1	4	0	0	ALEX FROLOV	2	0	1	1	0	0	0	0
JODY SHELLEY	4	0	0	0	0	14	0	0	BRIAN BOYLE	6	0	0	0	-7	24	0	0
DANNY SYVRET	1	0	0	0	0	0	0	0	BRANDON PRUST	6	0	0	0	-5	14	0	0
ERIC WELLWOOD	1	0	0	0	0	2	0	0	SEAN AVERY	6	0	0	0	-2	7	0	0
OSKARS BARTULIS	1	0	0	0	-1	0	0	0	STEVE EMINGER	4	0	0	0	-4	0	0	0
MATT WALKER	1	0	0	0	0	4	0	0	CHRIS DRURY	2	0	0	0	-1	0	0	0
									EVGENY GRACHEV	1	0	0	0	-1	0	0	0
									KRIS NEWBURY	1	0	0	0	0	6	0	0
									DALE WEISE	1	0	0	0	0	5	0	0
									DEREK BOOGAARD	1	0	0	0	0	7	0	0

## GOALTENDING RECORD:

FLYERS	GP	MIN	GA	AVG	EN	SO	W	L	OT	SHOTS	SAVE %
BRIAN BOUCHER	4	206	9	2.62	0	0	3	1	0	118	.924
SERGEI BOBROVSKY	3	158	6	2.28	0	0	1	0	1	73	.918
TEAM TOTALS	7	364	15	2.47	0	0	3	1	1	191	.922

NY RANGERS	GP	MIN	GA	AVG	EN	SO	W	L	OT	SHOTS	SAVE %
HENRIK LUNDQVIST	5	303	13	2.57	1	1	2	3	0	141	.908
MATIN BIRON	1	58	3	3.09	0	0	0	1	0	27	.889
TEAM TOTALS	6	361	16	2.66	1	0	2	4	0	168	.905

## POWER PLAY

FLYERS	4	FOR	25	16.0%	NY RANGERS	4	FOR	19	21.1%
HOME	3	FOR	13	23.1%	HOME	2	FOR	8	25.0%
AWAY	1	FOR	12	8.3%	AWAY	2	FOR	11	18.2%

## PENALTY KILLING

FLYERS	15	OF	19	79.0%	NY RANGERS	21	OF	25	84.0%
HOME	9	OF	11	81.8%	HOME	11	OF	12	91.7%
AWAY	6	OF	8	75.0%	AWAY	10	OF	13	76.9%

# FLYERS VS. PITTSBURGH PENGUINS 2010-11 REGULAR SEASON

## 2010 – 11 RESULTS: Won – 4; Lost – 1; OTL – 1

DATE	GAME NO.	FLYERS GOALSCORERS					GOALTENDERS					WIN GOAL	
10-07-10	01	FLYERS 3 AT PENGUINS 2					BOBROVSKY(W)/FLEURY(L)					GIROUX	
10-16-10	06	PENGUINS 5 AT FLYERS 1					JOHNSON(W)/BOBROVSKY(L)					LETESTU	
10-29-10	10	FLYERS 3 AT PENGUINS 2					BOBROVSKY(W)/FLEURY(L)					GIROUX	
12-14-10	32	PENGUINS 2 AT FLYERS 3					BOUCHER(W)/ FLEURY(L)					HARTNELL	
03-24-11	73	PENGUINS 2 AT FLYERS 1 SO					FLEURY(W)/BOBROVSKY(L)					KUNITZ	
03-29-11	76	FLYERS 5 AT PENGUINS 2					BOBROVSKY(W)/FLEURY(L)					GIROUX	
		GP	W	L	OT	PTS	GF	GA	SO	PPG	SHG	PIM	
FLYERS		6	4	1	1	9	16	15	0	5	2	83	
PITTSBURGH		6	2	4	0	4	15	16	0	6	1	77	
GOALS BY PERIOD		1ST	2ND	3RD	OT	TOTAL	SHOTS BY PERIOD:		1ST	2ND	3RD	OT	TOTAL
FLYERS		4	7	5	0	16	FLYERS		63	56	59	2	180
PITTSBURGH		3	4	7	1	15	PITTSBURGH		56	68	59	0	183

## INDIVIDUAL SCORING:

FLYERS	GP	G	A	TP	+/-	PIM	PP	SH	PITTSBURGH	GP	G	A	TP	+/-	PIM	PP	SH
CLAUDE GIROUX	6	5	0	5	2	4	1	2	KRIS LETANG	6	1	7	8	3	0	0	0
DANNY BRIERE	6	2	3	5	4	8	2	0	SIDNEY CROSBY	4	2	4	6	-1	2	2	0
SCOTT HARTNELL	6	2	3	5	1	4	2	0	TYLER KENNEDY	6	4	0	4	2	0	1	0
VILLE LEINO	6	2	3	5	1	0	0	0	EVGENII MALKIN	4	2	2	4	-2	4	2	0
MIKE RICHARDS	6	1	2	3	-3	11	0	0	CHRIS KUNITZ	5	1	3	4	1	2	0	0
KIMMO TIMONEN	6	0	3	3	-4	4	0	0	ALEX GOLIGOSKI	4	1	2	3	-1	2	1	0
MATT CARLE	6	0	3	3	6	4	0	0	MARK LETESTU	5	1	1	2	0	0	0	0
SEAN O'DONNELL	6	0	3	3	2	2	0	0	PAUL MARTIN	6	0	2	2	0	4	0	0
JAMES VAN RIEMSDYK	6	0	3	3	1	0	0	0	MIKE COMRIE	3	0	2	2	0	2	0	0
JEFF CARTER	6	1	1	2	-3	8	0	0	MATT COOKE	4	1	0	1	1	11	0	1
BLAIR BETTS	6	1	1	2	3	2	0	0	ALEX KOVALEV	2	1	0	1	1	0	0	0
DANIEL CARCILLO	5	1	0	1	0	4	0	0	PASCAL DUPUIS	6	0	1	1	-1	0	0	0
NIKOLAY ZHERDEV	3	1	0	1	1	2	0	0	ZYBNEK MICHALEK	4	0	1	1	-3	2	0	0
BRAYDON COBURN	6	0	1	1	-2	4	0	0	BROOKS ORPK	4	0	1	1	-1	2	0	0
ANDREJ MESZAROS	6	0	1	1	3	2	0	0	MAXIME TALBOT	6	0	0	0	-3	4	0	0
DARROLL POWE	6	0	1	1	0	2	0	0	MICHAEL RUPP	6	0	0	0	-1	9	0	0
CHRIS PRONGER	3	0	1	1	1	0	0	0	DERYK ENGELLAND	5	0	0	0	-3	13	0	0
ANDREAS NODL	5	0	0	0	-1	4	0	0	CRAIG ADAMS	5	0	0	0	-2	0	0	0
JODY SHELLEY	3	0	0	0	1	16	0	0	BEN LOVEJOY	4	0	0	0	1	2	0	0
KRIS VERSTEEG	2	0	0	0	0	0	0	0	ARRON ASHAM	4	0	0	0	0	2	0	0
NICK BOYNTON	2	0	0	0	0	0	0	0	CHRIS CONNER	3	0	0	0	-2	2	0	0
OSKARS BARTULIS	1	0	0	0	0	0	0	0	JORDAN STAAL	2	0	0	0	0	0	0	0
									JAMES NEAL	2	0	0	0	-1	0	0	0
									MATT NISKANEN	2	0	0	0	-3	4	0	0
									ERIC TANGRADI	2	0	0	0	0	4	0	0
									DUSTIN JEFFREY	2	0	0	0	0	0	0	0
									ANDREW HUTCHINSON	1	0	0	0	0	0	0	0
									ERIC GODARD	1	0	0	0	0	2	0	0

## GOALTENDING RECORD:

FLYERS	GP	MIN	GA	AVG	EN	SO	W	L	OT	SHOTS	SAVE %
SERGEI BOBROVSKY	5	305	11	2.17	1	0	3	1	1	148	.926
BRIAN BOUCHER	1	60	2	2.00	0	0	1	0	0	23	.913
TEAM TOTALS	6	365	13	2.14	1	0	4	1	1	171	.924

PITTSBURGH	GP	MIN	GA	AVG	EN	SO	W	L	OT	SHOTS	SAVE %
BRENT JOHNSON	1	60	1	1.00	0	0	1	0	0	30	.967
MARC-ANDRE FLEURY	5	302	15	2.98	0	0	1	4	0	132	.886
TEAM TOTALS	6	362	16	2.49	0	0	2	4	0	162	.901

## POWER PLAY

FLYERS	5	FOR	27	18.5%	PITTSBURGH	6	FOR	29	20.7%
HOME	2	FOR	14	14.3%	HOME	1	FOR	15	6.7%
AWAY	3	FOR	13	23.1%	AWAY	5	FOR	14	35.7%

## PENALTY KILLING

FLYERS	23	OF	29	79.3%	PITTSBURGH	22	OF	27	81.5%
HOME	9	OF	14	64.3%	HOME	10	OF	13	76.9%
AWAY	14	OF	15	93.3%	AWAY	12	OF	14	85.7%

# FLYERS VS. TAMPA BAY LIGHTNING 2010-11 REGULAR SEASON

## 2010 - 11 RESULTS: Won – 1; Lost – 3; OT –

DATE	GAME NO.	FLYERS GOALSCORERS	GOALTENDERS	WIN GOAL
10-14-10	4	LIGHTNING 3 AT FLYER 2 93, 48	ELLIS(W)/ BOUCHER(L)	KUBINA
11-18-10	20	LIGHTNING 8 AT FLYERS 7 15,93,17,19,48,93,41	ELLIS(SMITH(W)/BOBROVSKY/BOUCHER(L)THOMPSON	PURCELL
02-1-11	51	FLYERS 0 AT LIGHTNING 4	BOBROVSKY(L)/BOUCHER/ ROLOSON(W)	PURCELL
02-15-11	56	FLYERS 4 AT LIGHTNING 3 SO 21,19P,36SH-PS	BOUCHER(W)/ ROLOSON(L)	TIMONEN

FLYERS	GP	W	L	OT	PTS	GF	GA	SO	PPG	SHG	PIM
FLYERS	4	1	3	0	0	2	13	18	0	1	54
TAMPA BAY	4	3	0	1	7	18	13	1	4	0	44

GOALS BY PERIOD	1ST	2ND	3RD	OT	TOTAL	SHOTS BY PERIOD:	1ST	2ND	3RD	OT	TOTAL
FLYERS	7	4	1	1	13	FLYERS	44	45	32	4	125
TAMPA BAY	8	7	3	0	18	TAMPA BAY	34	34	37	1	106

## INDIVIDUAL SCORING:

FLYERS	GP	G	A	TP	+/-	PIM	PP	SH	TAMPA BAY	GP	G	A	TP	+/-	PIM	PP	SH
JAMES VAN REIMSDYK	4	1	4	5	1	9	0	0	MARTIN ST. LOUIS	4	0	10	10	3	0	0	0
NIKOLAY ZHERDEV	3	3	1	4	2	0	0	0	STEVEN STAMKOS	4	5	1	6	6	6	2	0
MATT CARLE	4	0	3	3	-2	4	0	0	TEDDY PURCELL	4	3	2	5	2	0	0	0
DANNY BRIERE	4	2	0	2	-1	4	0	0	STEVE DOWNIE	4	2	2	4	2	9	0	0
JEFF CARTER	4	1	1	2	-1	2	0	0	DOMINIC MOORE	4	2	1	3	0	0	0	0
SCOTT HARTNELL	4	1	1	2	-2	0	1	0	BRETT CLARK	4	1	2	3	1	0	0	0
ANDREJ MESZAROS	4	1	1	2	-2	4	0	0	ADAM HALL	4	1	2	3	0	0	0	0
DARROLL POWE	4	1	1	2	2	0	0	1	PAVEL KUBINA	4	1	1	2	3	4	0	0
CLAUDE GIROUX	4	0	2	2	0	2	0	0	VINCENT LECALVALIER	3	1	1	2	1	0	1	0
MIKE RICHARDS	4	0	2	2	-5	12	0	0	NATE THOMPSON	3	1	1	2	1	4	0	0
VILLE LEINO	4	0	2	2	-3	0	0	0	VICTOR HEDMAN	4	0	2	2	2	6	0	0
SEAN O'DONNELL	4	0	2	2	0	7	0	0	SIMON GAGNE	3	0	2	2	0	2	0	0
BRAYDON COBURN	4	1	0	1	-1	4	0	0	RYAN MALONE	2	1	0	1	-2	0	1	0
ANDREAS NODL	3	1	0	1	-3	0	0	0	SEAN BERGENHEIM	4	0	1	1	2	4	0	0
CHRIS PRONGER	4	0	1	1	-1	4	0	0	RANDY JONES	3	0	1	1	2	5	0	0
BLAIR BETTS	4	0	1	1	1	0	0	0	MIKE LUNDIN	3	0	1	1	1	0	0	0
KIMMO TIMONEN	4	0	0	0	-2	0	0	0	DANA TYRELL	3	0	1	1	0	0	0	0
DAN CARCILLO	3	0	0	0	-2	2	0	0	MICHAEL VERNACE	2	0	1	1	1	0	0	0
JODY SHELLEY	2	0	0	0	1	0	0	0	DAN ELLIS	2	0	1	1	-	0	0	0
KRIS VERSTEEG	1	0	0	0	-1	0	0	0	MARC-ANDRE BERGERON	1	0	1	1	0	0	0	0
									MATTIAS OHLUND	3	0	0	0	-1	2	0	0
									MATT SMABY	2	0	0	0	0	0	0	0
									JOHAN HARJU	2	0	0	0	-1	0	0	0
									MATHIEU ROY	1	0	0	0	-1	0	0	0
									JAMES WRIGHT	1	0	0	0	-2	0	0	0

## GOALTENDING RECORD:

FLYERS	GP	MIN	GA	AVG	EN	SO	W	L	OT	SHOTS	SAVE %
BRIAN BOUCHER	4	202	11	3.27	0	0	1	2	0	89	.876
SERGEI BOBROVSKY	2	40	7	10.54	0	0	0	1	0	17	.588
TEAM TOTALS	6	242	18	4.46	0	0	1	2	0	106	.830

TAMPA BAY	GP	MIN	GA	AVG	EN	SO	W	L	OT	SHOTS	SAVE %
DWAYNE ROLOSON	2	125	3	1.44	0	1	1	0	1	67	.955
MIKE SMITH	1	44	3	4.05	0	0	1	0	0	22	.864
DAN ELLIS	2	75	6	4.77	0	0	1	0	0	36	.833
TEAM TOTALS	5	244	12	2.95	0	1	3	0	1	125	.904

## POWER PLAY

FLYERS	1	FOR	15	6.7%	TAMPA BAY	4	FOR	21	19.1%
HOME	0	FOR	8	0.0%	HOME	1	FOR	6	16.7%
AWAY	1	FOR	7	14.3%	AWAY	3	FOR	15	20.0%

## PENALTY KILLING

FLYERS	17	OF	21	81.0%	TAMPA BAY	14	OF	15	93.3%
HOME	12	OF	15	80.0%	HOME	6	OF	7	85.7%
AWAY	5	OF	6	83.3%	AWAY	8	OF	8	100.0%

# FLYERS VS. WASHINGTON CAPITALS 2010-11 REGULAR SEASON

## 2010 – 11 RESULTS: Won – 2; Lost – 0; OTL – 2

DATE	GAME NO.	FLYERS 2 AT CAPITALS 3 OT	93,22	BOBROVSKY(IU)/HOLTBY(W)	GREEN
11-07-10	15	FLYERS 5 AT CAPITALS 4 SO	28P, 18, 17, 15	BOUCHER(W)/NEUVIRTH(L)	BRIERE
11-20-10	21	CAPITALS 2 AT FLYERS 3 OT	17,28,41	NEUVIRTH(A)/VARLAMOV(I)/BOBROVSKY(W)	MESZAROS
01-18-11	46	CAPITALS 5 AT FLYERS 4 SO	10, 28, 15, 48	NEUVIRTH(W)/BOBROVSKY/BOUCHER(L)	SEMIN

	GP	W	L	OT	PTS	GF	GA	SO	PPG	SHG	PIM
FLYERS	4	2	0	2	6	14	14	0	1	0	35
WASHINGTON	4	2	0	2	6	14	14	0	6	0	35

GOALS BY PERIOD:	1ST	2ND	3RD	OT	TOTAL	SHOTS BY PERIOD:	1ST	2ND	3RD	OT	TOTAL
FLYERS	2	6	4	2	14	FLYERS	34	46	38	5	123
WASHINGTON	4	2	6	2	14	WASHINGTON	36	38	41	9	124

## INDIVIDUAL SCORING:

FLYERS	GP	G	A	TP	+/-	PIM	PP	SH	WASHINGTON	GP	G	A	TP	+/-	PIM	PP	SH
CLAUDE GIROUX	4	3	1	4	3	2	1	0	NICKLAS BACKSTROM	4	2	4	6	0	2	1	0
ANDREAS NODL	4	2	2	4	3	0	0	0	MIKE KNUBLE	3	2	3	5	3	0	0	0
JEFF CARTER	4	2	1	3	5	2	0	0	MARCUS JOHANSSON	3	2	2	4	1	0	0	0
ANDREJ MESZAROS	4	1	2	3	5	0	0	0	JASON CHIMERA	4	1	3	4	2	0	1	0
DANNY BRIERE	4	1	2	3	2	2	0	0	ALEX OVECHKIN	3	1	2	3	-1	0	0	0
KIMMO TIMONEN	4	0	3	3	0	2	0	0	BROOKS LAICH	4	0	3	3	-4	4	0	0
MATT CARLE	4	0	3	3	6	0	0	0	ERIC FEHR	3	2	0	2	-3	2	1	0
MIKE RICHARDS	4	1	1	2	1	2	0	0	ALEXANDER SEMIN	3	1	1	2	-2	10	1	0
VILLE LEINO	4	1	1	2	-1	4	0	0	MIKE GREEN	3	1	0	1	-1	0	1	0
CHRIS PRONGER	2	0	2	2	0	4	0	0	DENNIS WIDEMAN	1	1	0	1	-1	0	1	0
NIKOLAY ZHERDEV	3	1	0	1	-1	0	0	0	JOHN ERSKINE	4	0	1	1	-1	0	0	0
KRIS VERSTEEG	1	1	0	1	1	0	0	0	MATT HENDRICKS	4	0	1	1	-3	0	0	0
BRAYDON COBURN	4	0	1	1	0	2	0	0	MATT BRADLEY	3	0	1	1	0	2	0	0
SCOTT HARTNELL	4	0	1	1	2	4	0	0	SCOTT HANNAN	2	0	1	1	-1	0	0	0
JAMES VAN RIEMSDYK	3	0	1	1	2	0	0	0	TOMAS FLEISCHMAN	2	0	1	1	-1	0	0	0
SEAN O'DONNELL	4	0	0	0	-1	4	0	0	TYLER SLOAN	2	0	1	1	0	0	0	0
DARROLL POWE	4	0	0	0	0	0	0	0	JOHN CARLSON	4	0	0	0	-3	4	0	0
BLAIR BETTS	4	0	0	0	0	0	0	0	KARL ALZNER	4	0	0	0	-3	2	0	0
JODY SHELLEY	3	0	0	0	0	5	0	0	JEFF SCHULTZ	4	0	0	0	0	0	0	0
DAN CARCILLO	2	0	0	0	-2	2	0	0	BOYD GORDON	4	0	0	0	-2	0	0	0
MATT WALKER	1	0	0	0	0	0	0	0	DAVID STECKEL	3	0	0	0	-1	2	0	0
NICK BOYNTON	1	0	0	0	0	0	0	0	JAY BEAGLE	2	0	0	0	-2	2	0	0
									MARCO STURM	1	0	0	0	-1	0	0	0
									MATHIEU PERREAULT	1	0	0	0	0	0	0	0
									DJ KING	1	0	0	0	0	5	0	0

## GOALTENDING RECORD:

FLYERS	GP	MIN	GA	AVG	EN	SO	W	L	OT	SHOTS	SAVE %
BRIAN BOUCHER	2	108	5	2.77	0	0	1	0	1	51	.902
SERGEI BOBROVSKY	3	143	8	3.36	0	0	1	0	1	73	.890
TEAM TOTALS	5	251	13	3.11	0	0	2	0	2	124	.895
WASHINGTON	GP	MIN	GA	AVG	EN	SO	W	L	OT	SHOTS	SAVE %
MICHAEL NEUVIRTH	3	150	9	3.60	0	0	1	0	1	76	.882
BRADEN HOLTBY	1	60	2	1.98	0	0	1	0	0	25	.920
SEMYON VARLAMOV	1	41	2	2.92	0	0	0	0	1	22	.909
TEAM TOTALS	5	251	13	3.11	0	0	2	0	2	123	.894

## POWER PLAY

FLYERS	1	FOR	15	6.6%	WASHINGTON	6	FOR	15	40.0%
HOME	0	FOR	4	0.0%	HOME	5	FOR	13	38.5%
AWAY	1	FOR	11	9.1%	AWAY	1	FOR	2	50.0%

## PENALTY KILLING

FLYERS	9	OF	15	60.0%	WASHINGTON	14	OF	15	93.3%
HOME	1	OF	2	50.0%	HOME	10	OF	11	90.1%
AWAY	8	OF	13	61.5%	AWAY	4	OF	4	100.0%

# FLYERS FINAL 2010-11 REGULAR SEASON SCORING

POS	NO	PLAYER	GP	AVG TOI	G	A	PTS	+/-	PIM	PP	SH	GW	S	PCTG
R	28	CLAUDE GIROUX	82	19:23	25	51	76	20	47	8	3	5	169	14.8
C	48	DANNY BRIERE	77	18:18	34	34	68	20	87	6	0	6	246	13.8
C	17	JEFF CARTER	80	18:14	36	30	66	27	39	8	0	7	335	10.7
C	18	MIKE RICHARDS	81	18:52	23	43	66	11	62	5	3	4	184	12.5
L	22	VILLE LEINO	81	16:00	19	34	53	14	22	5	0	2	117	16.2
L	19	SCOTT HARTNELL	82	16:36	24	25	49	14	142	4	0	4	177	13.6
R	10	KRIS VERSTEEG	80	17:43	21	25	46	9-	53	6	1	0	180	11.7
L	21	JAMES VAN RIEMSDYK	75	14:31	21	19	40	15	35	3	0	4	173	12.1
D	25	MATT CARLE	82	21:59	1	39	40	30	23	0	0	0	117	.9
D	44	KIMMO TIMONEN	82	22:28	6	31	37	11	36	1	2	0	147	4.1
D	41	ANDREJ MESZAROS	81	21:07	8	24	32	30	42	3	0	2	144	5.6
D	20	CHRIS PRONGER	50	22:29	4	21	25	7	44	3	0	1	112	3.6
R	93	NIKOLAY ZHERDEV	56	12:51	16	6	22	5	22	1	0	1	135	11.9
R	15	ANDREAS NODL	67	13:16	11	11	22	14	16	1	1	2	100	11.0
D	6	SEAN O'DONNELL	81	15:32	1	17	18	8	87	0	0	0	34	2.9
C	36	DARROLL POWE	81	12:17	7	10	17	6-	41	0	2	2	87	8.0
D	5	BRAYDON COBURN	82	21:04	2	14	16	15	53	0	0	0	114	1.8
C	11	BLAIR BETTS	75	10:27	5	7	12	3-	8	0	1	2	51	9.8
D	24	NICK BOYNTON	51	14:38	1	7	8	1-	40	0	0	0	43	2.3
L	13	DANIEL CARCILLO	57	7:45	4	2	6	14-	127	0	0	2	56	7.1
L	45	JODY SHELLEY	58	6:10	2	2	4	0	127	0	0	0	31	6.5
D	26	DANNY SYVRET	10	15:03	1	1	2	3-	6	0	0	0	11	9.1
G	35	*SERGEI BOBROVSKY	54	55:52	0	2	2	0	2	0	0	0	0	.0
L	47	*ERIC WELLWOOD	3	13:25	0	1	1	1	2	0	0	0	8	.0
G	49	MICHAEL LEIGHTON	1	59:47	0	0	0	0	0	0	0	0	0	.0
C	34	*BEN HOLMSTROM	2	9:04	0	0	0	1-	5	0	0	0	0	.0
D	27	*ERIK GUSTAFSSON	3	10:57	0	0	0	1-	4	0	0	0	2	.0
D	8	MATT WALKER	4	11:38	0	0	0	0	4	0	0	0	3	.0
D	3	OSKARS BARTULIS	13	13:01	0	0	0	4-	4	0	0	0	7	.0
G	33	BRIAN BOUCHER	34	55:25	0	0	0	0	0	0	0	0	0	.0

SW#	GOALTENDER	GPI	MINS	AVG	W	L	OT	EN	SO	GA	SA	SV %	G	A	PIM
33	BRIAN BOUCHER	34	1885	2.42	18	10	4	2	0	76	902	.916	0	0	0
35	*SERGEI BOBROVSKY	54	3017	2.59	28	13	8	4	0	130	1527	.915	0	2	2
49	MICHAEL LEIGHTON	1	60	4.00	1	0	0	0	0	4	36	.889	0	0	0
PHI GOALTENDING TOTALS		82	4988	2.60	47	23	12	6	0	216	2471	.913			

# FLYERS 2010-11 GAME-BY-GAME SUMMARY

GAME NO.	DATE	OPP	GF	GA	W	L	OT	PTS	RECORD	FLYERS GOALSCORERS	WINNING GOAL	WINNING GOALTENDER	ATTEND
1	Oct. 7	@PIT	3	2	W			2	1-0-0	48p, 11, 28s	GIROUX	BOBROVSKY	18,289
2	Oct. 9	@ STL	1	2		L*		3	1-0-1	48	COLAIACOVO	HALAK	19,150
3	Oct. 11	COL	4	2	W			5	2-0-1	28s, 17, 17, 36EN	CARTER	BOBROVSKY	19,652
4	Oct. 14	TB	2	3		L		5	2-1-1	93, 48	KUBINA	ELLIS	19,592
5	Oct. 16	PIT	1	5		L		5	2-2-1	48p	LETESTU	JOHNSON	19,684
6	Oct. 21	ANA	2	3		L		5	2-3-1	19, 28	GETZLAF	McELHINNEY	19,012
7	Oct. 23	TOR	5	2	W			7	3-3-1	18, 22p, 11, 19, 48,	BETTS	BOUCHER	19,382
8	Oct. 25	@CBJ	1	2		L		7	3-4-1	22	BRASSARD	GARON	11,727
9	Oct. 26	BUF	6	3	W			9	4-4-1	48p, 93, 36, 28p, 17p, 15	GIROUX	BOBROVSKY	19,361
10	Oct. 29	@PIT	3	2	W			11	5-4-1	28s, 13, 28p	GIROUX	BOBROVSKY	18,275
11	Oct. 30	NYI	6	1	W			13	6-4-1	44, 17, 17, 20p, 20p, 15	CARTER	BOBROVSKY	19,613
12	Nov. 1	CAR	3	2	W			15	7-4-1	19, 28p, 19	HARTNELL	BOBROVSKY	19,038
13	Nov. 4	NYR	4	1	W			17	8-4-1	18p, 11, 93, 20p	BETTS	BOBROVSKY	19,652
14	Nov. 6	@NYI	2	1	W			19	9-4-1	18, 15	NODL	BOBROVSKY	13,078
15	Nov. 7	@WSH	2	3		L*		20	9-4-2	93, 22	GREEN	HOLTBY	18,398
16	Nov. 11	@CAR	8	1	W			22	10-4-2	48, 17p, 17, 17p, 18s, 19, 48, 93	CARTER	BOBROVSKY	14,719
17	Nov. 13	FL	5	2	W			24	11-4-2	18, 19, 18p, 28p, 28	RICHARDS	BOBROVSKY	19,616
18	Nov. 15	OTT	5	1	W			26	12-4-2	48, 36, 28p, 18s, 18	POWE	BOBROVSKY	19,256
19	Nov. 16	@MTL	3	0		L		26	12-5-2		CAMMALLERI	PRICE	21,273
20	Nov. 18	TB	7	8		L		26	12-6-2	15, 93, 17, 5, 48, 93, 41	THOMPSON	SMITH	19,672
21	Nov. 20	@WSH	5	4	W**			28	13-6-2	28p, 18, 17, 15	BRIERE (SO)	BOUCHER	18,598
22	Nov. 22	MTL	3	2	W			30	14-6-2	22, 28, 21	VAN RIEMSDYK	BOUCHER	19,753
23	Nov. 24	@MIN	6	1	W			32	15-6-2	21, 17, 48, 15s, 22, 45	CARTER	BOBROVSKY	16,516
24	Nov. 26	CGY	2	3		L**		33	15-6-3	93, 21	BOUROQUE(SO)	KIPRUSOFF	19,872
25	Nov. 27	@NJ	1	2		L**		34	15-6-4	48p	ZAJAC (SO)	HEDBERG	17,625
26	Dec. 1	BOS	0	3		L		34	15-7-4		BERGERON	THOMAS	19,684
27	Dec. 4	NJ	5	3	W			36	16-7-4	21, 28, 18, 48, 17	BRIERE	BOBROVSKY	19,657
28	Dec. 5	@NYI	3	2	W			38	17-7-4	25, 15, 48	BRIERE	BOBROVSKY	7, 773
29	Dec. 8	SJ	4	5		L**		39	17-7-5	28, 22, 93, 19	COUTURE (SO)	NIITYMAKI	19,801
30	Dec. 9	@TOR	4	1	W			41	18-7-5	22p, 20, 48, 48	PRONGER	BOUCHER	19,365
31	Dec. 11	@BOS	2	1	W*			43	19-7-5	21, 18*	RICHARDS	BOUCHER	17,565
32	Dec. 14	PIT	3	2	W			45	20-7-5	28, 93, 19p	HARTNELL	BOUCHER	19,824
33	Dec. 15	@MTL	5	3	W			47	21-7-5	17, 21, 93, 21P, 28	VAN RIEMSDYK	BOBROVSKY	21, 273
34	Dec. 18	NYR	4	1	W			49	22-7-5	93, 15, 22, 93P	NODL	BOUCHER	19,898
35	Dec. 20	FLA	0	5		L		49	22-8-5		THOMAS	VOKOUN	19,864
36	Dec. 28	@VAN	2	6		L		49	22-9-5	48, 17P	SEDIN	LUONGO	19,860
37	Dec. 30	@LA	7	4	W			51	23-9-5	48, 18, 19, 18, 17P, 21P, 22	CARTER	LEIGHTON	18,118
38	Dec. 31	@ANA	2	5		L		51	23-10-5	15, 17	BLAKE	HILLER	17, 103
39	Jan. 2	@DET	3	2	W			53	24-10-5	21, 13, 19	HARTNELL	BOUCHER	20,066
40	Jan. 6	@NJ	4	2	W			55	25-10-5	19, 48	BRIERE	BOUCHER	15,098
41	Jan. 8	NJ	2	1	W			57	26-10-5	21, 48P	BRIERE	BOUCHER	19,859
42	Jan. 11	@BUF	5	2	W			59	27-10-5	19P, 48, 22, 18, 19	LEINO	BOBROVSKY	18,155
43	Jan. 13	@BOS	5	7		L		59	27-11-5	19, 93, 17, 48, 6	KAMPERF	THOMAS	17,565
44	Jan. 14	@ATL	5	2	W			61	28-11-5	45, 44, 48, 28, 17EN	BRIERE	BOBROVSKY	15,081
45	Jan. 16	@NYR	3	2	W			63	29-11-5	17, 22, 18S	RICHARDS	BOUCHER	18,200
46	Jan. 18	WSH	3	2	W*			65	30-11-5	17, 28, 41	MESZAROS	BOBROVSKY	19,824
47	Jan. 20	OTT	6	2	W			67	31-11-5	48, 18, 18P, 19, 21, 41P	RICHARDS	BOBROVSKY	19,721
48	Jan. 22	NJ	1	3		L		67	31-12-5	21	ELIAS	HEDBERG	19,847
49	Jan. 23	@CHI	4	1	W			69	32-12-5	17, 93, 17, 19EN	ZHERDEV	BOBROVSKY	21,660
50	Jan. 25	MTL	5	2	W			71	33-12-5	17p, 44p, 13, 28p, 48EN	CARCILLO	BOBROVSKY	19,878
51	Feb. 1	@TB	0	4		L		71	33-13-5		PURCELL	ROLOSON	16,635
52	Feb. 3	NSH	3	2	W			73	34-13-5	17, 22p, 22	LEINO	BOBROVSKY	19,702
53	Feb. 5	DAL	3	1	W			75	35-13-5	41, 36s, 17	POWE	BOUCHER	19,881
54	Feb. 10	CAR	2	1	W			77	36-13-5	17, 48	BRIERE	BOUCHER	19,726
55	Feb. 13	LA	0	1		L		77	36-14-5		DOUGHTY	QUICK	19,724
56	Feb. 15	@TB	4	3	W**			79	37-14-5	21, 19p, 36s	TIMONEN	BOUCHER	16,950
57	Feb. 16	@FLA	4	2	W			81	38-14-5	18, 15, 21, 48EN	VANRIEMSDYK	BOBROVSKY	17,077
58	Feb. 18	@CAR	2	3		L		81	38-15-5	11s, 5	COLE	WARD	18,726
59	Feb. 20	@NYR	4	2	W			83	39-15-5	17, 28p, 13, 10EN	CARCILLO	BOUCHER	18,200
60	Feb. 22	PHO	2	3		L*		84	39-16-6	22, 28	DOAN	BOBROVSKY	19,875
61	Feb. 24	NYI	4	3	W*			86	40-15-6	18, 21, 17, 41	MESZAROS	BOBROVSKY	19,776
62	Feb. 26	@OTT	1	4		L		86	40-16-6	19	CONDRA	ANDERSON	19,934
63	Mar. 3	TOR	2	3		L		86	40-17-6	10, 10	BOYCE	REIMER	19,811
64	Mar. 5	BUF	3	5		L		86	40-18-6	10P, 21, 44SH	POMINVILLE	MILLER	19,901
65	Mar. 6	@NYR	0	7		L		86	40-19-6		CALLAHAN	LUNDQVIST	18,200
66	Mar. 8	EDM	4	1	W			88	41-19-6	48, 17P, 17, 11EN	CARTER	BOBROVSKY	19,730
67	Mar. 10	@TOR	3	2	W			90	42-19-6	41P, 36, 28	GIROUX	BOUCHER	19,475



# FLYERS 2010-11 GAME-BY-GAME SUMMARY

GAME NO.	DATE	OPP	GF	GA	W	L	OT	PTS	RECORD	FLYERS RANKGOALSCORERS	WINNING GOAL	WINNING GOALTENDER	ATTEND
68	Mar. 12	ATL	4	5		L*		91	42-19-7	22, 44s, 22pp, 22pp	HAINSEY	BOBROVSKY	19,892
69	Mar. 15	@FL	3	2	W			93	43-19-7	19, 17, 17	CARTER	BOUCHER	17,377
70	Mar. 17	@ATL	3	4		L**		94	43-19-8	28,48,48	SCHREMP	PAVELEC	16,502
71	Mar. 19	@DAL	3	2	W**			96	44-19-8	17, 18	LEINO	BOBROVSKY	17,652
72	Mar. 22	WSH	4	5		L**		97	44-19-9	10, 28, 15, 48	SEMIN	NEUVIRTH	19,893
73	Mar. 24	PIT	1	2		L**		98	44-19-10	18	KUNITZ	FLEURY	19,902
74	Mar. 26	@NYI	4	1	W			100	45-19-10	17, 21, 21, 21pp	VAN RIEMSDYK	BOBROVSKY	15,458
75	Mar. 27	BOS	1	2		L		100	45-20-10	10	MARCHAND	THOMAS	19,927
76	Mar. 29	@PIT	5	2	W			102	46-20-10	17, 19pp, 28, 22, 22	GIROUX	BOBROVSKY	18,335
77	Mar. 31	ATL	0	1		L		102	46-21-10		ANTROPOV	MASON	19,879
78	Apr. 1	@NJ	2	4		L		102	46-22-10	17, 21	PALMIERI	HEDBERG	17,625
79	Apr. 3	NYR	2	3		L**		103	46-22-11	21, 93	CHRISTENSEN	LUNDQVIST	19,788
80	Apr. 5	@OTT	2	5		L		103	46-23-11	18PP, 18PP	BUTLER	ANDERSON	18,397
81	Apr. 8	@BUF	3	4		L*		104	46-23-12	10s, 19, 48	VANEK	MILLER	18,690
82	Apr. 9	NYI	7	4	W			106	47-23-12	19,19,36,41,41pp,44,48	HARTNELL	BOUCHER	19,909

\* = Overtime, \*\* = Shoot Out , p = Power Play Goal, s = Shorthanded Goal, OTL = Overtime Loss, SOL = Shoot Out Loss, + = Flyers Sellout

# FLYERS 2009-10 HOME GAME-BY-GAME SUMMARY

GAME NO.	DATE	OPP	GF	GA	W	L	OT	PTS	RECORD	FLYERS GOALSCORERS	WINNING GOAL	WINNING GOALTENDER	ATTEND
1	Oct. 11	COL	4	2	W			5	2-0-1	28s, 17, 17, 36EN	CARTER	BOBROVSKY	19,652
2	Oct. 14	TB	2	3		L		5	2-1-1	93, 48	KUBINA	ELLIS	19,592
3	Oct. 16	PIT	1	5		L		5	2-2-1	48p	LETESTU	JOHNSON	19,684
4	Oct. 21	ANA	2	3		L		5	2-3-1	19, 28	GETZLAF	McELHINNEY	19,012
5	Oct. 23	TOR	5	2	W			7	3-3-1	18, 22p, 11, 19, 48,	BETTS	BOUCHER	19,382
6	Oct. 26	BUF	6	3	W			9	4-4-1	48p, 93, 36, 28p, 17p, 15	GIROUX	BOBROVSKY	19,361
7	Oct. 30	NYI	6	1	W			13	6-4-1	44, 17, 17, 20p, 20p, 15	CARTER	BOBROVSKY	19,613
8	Nov. 1	CAR	3	2	W			15	7-4-1	19, 28p, 19	HARTNELL	BOBROVSKY	19,038
9	Nov. 4	NYR	4	1	W			17	8-4-1	18p, 11, 93, 20p	BETTS	BOBROVSKY	19,652
10	Nov. 13	FL	5	2	W			24	11-4-2	18, 19, 18p, 28p, 28	RICHARDS	BOBROVSKY	19,616
11	Nov. 15	OTT	5	1	W			26	12-4-2	48, 36, 28p, 18s, 18	POWE	BOBROVSKY	19,256
12	Nov. 18	TB	7	8		L		26	12-6-2	15, 93, 17, 5, 48, 93, 41	THOMPSON	SMITH	19,672
13	Nov. 22	MTL	3	2	W			30	14-6-2	22, 28, 21	VAN RIEMSDYK	BOUCHER	19,753
14	Nov. 26	CGY	2	3		L**		33	15-6-3	93, 21	BOURQUE(SO)	KIPRUSOFF	19,872
15	Dec. 1	BOS	0	3		L		34	15-7-4		BERGERON	THOMAS	19,684
16	Dec. 4	NJ	5	3	W			36	16-7-4	21, 28, 18, 48, 17	BRIERE	BOBROVSKY	19,657
17	Dec. 8	SJ	4	5		L**		39	17-7-5	28, 22, 93, 19	COUTURE (SO)	NIITYMAKI	19,801
18	Dec. 14	PIT	3	2	W			45	20-7-5	28, 93, 19p	HARTNELL	BOUCHER	19,824
19	Dec. 18	NYR	4	1	W			49	22-7-5	93, 15, 22, 93P	NODL	BOUCHER	19,898
20	Dec. 20	FLA	0	5		L		49	22-8-5		THOMAS	VOKOUN	19,864
21	Jan. 8	NJ	2	1	W			57	26-10-5	21, 48P	BRIERE	BOUCHER	19,859
22	Jan. 18	WSH	3	2	W*			65	30-11-5	17, 28, 41	MESZAROS	BOBROVSKY	19,824
23	Jan. 20	OTT	6	2	W			67	31-11-5	48, 18, 18P, 19, 21, 41P	RICHARDS	BOBROVSKY	19,721
24	Jan. 22	NJ	1	3		L		67	31-12-5	21	ELIAS	HEDBERG	19,847
25	Jan. 25	MTL	5	2	W			71	33-12-5	17p, 44p, 13, 28p, 48EN	CARCILLO	BOBROVSKY	19,878
26	Feb. 3	NSH	3	2	W			73	34-13-5	17, 22p, 22	LEINO	BOBROVSKY	19,702
27	Feb. 5	DAL	3	1	W			75	35-13-5	41, 36s, 17	POWE	BOUCHER	19,881
28	Feb. 10	CAR	2	1	W			77	36-13-5	17, 48	BRIERE	BOUCHER	19,726
29	Feb. 13	LA	0	1		L		77	36-14-5		DOUGHTY	QUICK	19,724
30	Feb. 22	PHO	2	3		L*		84	39-15-6	22, 28	DOAN	BOBROVSKY	19,875
31	Feb. 24	NYI	4	3	W*			86	40-15-6	18, 21, 17, 41	MESZAROS	BOBROVSKY	19,776
32	Mar. 3	TOR	2	3		L		86	40-17-6	10, 10	BOYCE	REIMER	19,811
33	Mar. 5	BUF	3	5		L		86	40-18-6	10P, 21, 44SH	POMINVILLE	MILLER	19,901
34	Mar. 8	EDM	4	1	W			88	41-19-6	48, 17P, 17, 11EN	CARTER	BOBROVSKY	19,730
35	Mar. 12	ATL	4	5		L*		91	42-19-7	22, 44s, 22pp, 22pp	HAINSEY	BOBROVSKY	19,892
36	Mar. 22	WSH	4	5		L**		97	44-19-9	10, 28, 15, 48	SEMIN	NEUVIRTH	19,893
37	Mar. 24	PIT	1	2		L**		98	44-19-10	18	KUNITZ	FLEURY	19,902
38	Mar. 27	BOS	1	2		L		100	45-20-10	10	MARCHAND	THOMAS	19,927
39	Mar. 31	ATL	0	1		L		102	46-21-10		ANTROPOV	MASON	19,879
40	Apr. 3	NYR	2	3		L**		103	46-22-11	21, 93	CHRISTENSEN	LUNDQVIST	19,788
41	Apr. 9	NYI	7	4	W			106	47-23-12	19, 19, 36, 41, 41pp, 44, 48	HARTNELL	BOUCHER	19,900

\* = Overtime, \*\* = Shoot Out, p = Power Play Goal, s = Shorthanded Goal, OTL = Overtime Loss, SOL = Shoot Out Loss, + = Flyers Sellout

# FLYERS 2009-10 AWAY GAME-BY-GAME SUMMARY

GAME NO.	DATE	OPP	GF	GA	W	L	OT	PTS	RECORD	FLYERS GOALSCORERS	WINNING GOAL	WINNING GOALTENDER	ATTEND
1	Oct. 7	@PIT	3	2	W			2	1-0-0	48p, 11, 28s	GIROUX	BOBROVSKY	18,289
2	Oct. 9	@STL	1	2	L*			3	1-0-1	48	COLAIACOVO	HALAK	19,150
3	Oct. 25	@CBJ	1	2		L		7	3-4-1	22	BRASSARD	GARON	11,727
4	Oct. 29	@PIT	3	2	W			11	5-4-1	28s, 13, 28p	GIROUX	BOBROVSKY	18,275
5	Nov. 6	@NYI	2	1	W			19	9-4-1	18, 15	NODL	BOBROVSKY	13,078
6	Nov. 7	@WSH	2	3	L*			20	9-4-2	93, 22	GREEN	HOLTBY	18,398
7	Nov. 11	@CAR	8	1	W			22	10-4-2	48, 17p, 17, 17p, 18s, 19, 48, 93	CARTER	BOBROVSKY	14,719
8	Nov. 16	@MTL	3	0		L		26	12-5-2		CAMMALLERI	PRICE	21,273
9	Nov. 20	@WSH	5	4	W**			28	13-6-2	28p, 18, 17, 15	BRIERE (SO)	BOUCHER	18,398
10	Nov. 24	@MIN	6	1	W			32	15-6-2	21, 17, 48, 15s, 22, 45	CARTER	BOBROVSKY	16,516
11	Nov. 27	@NJ	1	2		L**		34	15-6-4	48p	ZAJAC (SO)	HEDBERG	17,625
12	Dec. 5	@NYI	3	2	W			38	17-7-4	25, 15, 48	BRIERE	BOBROVSKY	7,773
13	Dec. 9	@TOR	4	1	W			41	18-7-5	22p, 20, 48, 48	PRONGER	BOUCHER	19,365
14	Dec. 11	@BOS	2	1	W*			43	19-7-5	21, 18*	RICHARDS	BOUCHER	17,565
15	Dec. 15	@MTL	5	3	W			47	21-7-5	17, 21, 93, 21P, 28	VAN RIEMSDYK	BOBROVSKY	21,273
16	Dec. 28	@VAN	2	6		L		49	22-9-5	48, 17P	SEIDIN	LUONGO	18,860
17	Dec. 30	@LA	7	4	W			51	23-9-5	48, 18, 19, 18, 17P, 21P, 22	CARTER	LEIGHTON	18,118
18	Dec. 31	@ANA	2	5		L		51	23-10-5	15, 17	BLAKE	HILLER	17,103
19	Jan. 2	@DET	3	2	W			53	24-10-5	21, 13, 19	HARTNELL	BOUCHER	20,066
20	Jan. 6	@NJ	4	2	W			55	25-10-5	19, 48	BRIERE	BOUCHER	15,098
21	Jan. 11	@BUF	5	2	W			59	27-10-5	19P, 48, 22, 18, 19	LEINO	BOBROVSKY	18,155
22	Jan. 13	@BOS	5	7	L			59	27-11-5	19, 93, 17, 48, 6	KAMPFER	THOMAS	17,565
23	Jan. 14	@ATL	5	2	W			61	28-11-5	45, 44, 48, 28, 17EN	BRIERE	BOBROVSKY	15,081
24	Jan. 16	@NYR	3	2	W			63	29-11-5	17, 22, 18S	RICHARDS	BOUCHER	18,200
25	Jan. 23	@CHI	4	1	W			69	32-12-5	17, 93, 17, 19EN	ZHERDEV	BOBROVSKY	21,660
26	Feb. 1	@TB	0	4	L			71	33-13-5		PURCELL	ROLOSON	16,635
27	Feb. 15	@TB	4	3	W**			79	37-14-5	21, 19p, 36s	TIMONEN	BOUCHER	16,950
28	Feb. 16	@FLA	4	2	W			81	38-14-5	18, 15, 21, 48EN	VANRIEMSDYK	BOBROVSKY	17,077
29	Feb. 18	@CAR	2	3		L		81	38-15-5	11s, 5	COLE	WARD	18,726
30	Feb. 20	@NYR	4	2	W			83	39-15-5	17, 28pp, 13, 10EN	CARCILLO	BOUCHER	18,200
31	Feb. 26	@OTT	1	4		L		86	40-16-6	19	CONDRA	ANDERSON	19,934
32	Mar. 6	@NYR	0	7		L		86	40-19-6		CALLAHAN	LUNDQVIST	18,200
33	Mar. 10	@TOR	3	2	W			90	42-19-6	41P, 36, 28	GIROUX	BOUCHER	19,475
34	Mar. 15	@FL	3	2	W			93	43-19-7	19, 17, 17	CARTER	BOUCHER	17,377
35	Mar. 17	@ATL	3	4		L**		94	43-19-8	28, 48, 48	SCHREMP	PAVELEC	16,502
36	Mar. 19	@DAL	3	2	W**			96	44-19-8	17, 18	LEINO	BOBROVSKY	17,652
37	Mar. 26	@NYI	4	1	W			100	45-19-10	17, 21, 21, 21pp	VAN RIEMSDYK	BOBROVSKY	15,458
38	Mar. 29	@PIT	5	2	W			102	46-20-10	17, 19pp, 28, 22, 22	GIROUX	BOBROVSKY	18,335
39	Apr. 1	@NJ	2	4		L		102	46-22-10	17, 21	PALMIERI	HEDBERG	17,625
40	Apr. 5	@OTT	2	5		L		103	46-23-11	18PP, 18PP	BUTLER	ANDERSON	18,397
41	Apr. 8	@BUF	3	4		L*		104	46-23-12	10s, 19, 48	VANEK	MILLER	18,690

\* = Overtime, \*\* = Shoot Out, p = Power Play Goal, s = Shorthanded Goal, OTL = Overtime Loss, SOL = Shoot Out Loss, + = Flyers Sellout

# FLYERS PLAYOFF RECORDS VS. NHL TEAMS 1967-2010

## TEAM GP W L PTS PCT GF GA

### BOSTON BRUINS SERIES RECORD: 3-2

HOME	13	8	5	16	.615	39	34
AWAY	14	5	9	10	.357	40	46
TOTALS	27	13	14	26	.481	79	80

### BUFFALO SABRES SERIES RECORD: 5-3

HOME	23	17	6	34	.739	77	55
ROAD	20	8	12	16	.400	47	68
TOTALS	43	25	18	50	.581	124	123

### CALGARY/ATLANTA SERIES RECORD: 1-1

HOME	6	4	2	8	.667	27	15
AWAY	5	3	2	6	.600	16	13
TOTALS	11	7	4	14	.636	43	28

### CHICAGO BLACKHAWKS SERIES RECORD: 0-2

HOME	5	2	3	4	.400	16	10
AWAY	5	0	5	0	.000	14	26
TOTALS	10	2	8	4	.100	30	36

### COLORADO/QUEBEC SERIES RECORD: 2-0

HOME	6	5	1	10	.833	29	18
AWAY	5	2	3	4	.400	10	11
TOTALS	11	7	4	14	.636	39	29

### DALLAS/MINNESOTA SERIES RECORD: 2-0

HOME	6	4	2	8	.667	26	15
AWAY	5	4	1	8	.800	15	11
TOTALS	11	8	3	16	.727	41	26

### DETROIT RED WINGS SERIES RECORD: 0-1

HOME	2	0	2	0	.000	4	8
AWAY	2	0	2	0	.000	2	8
TOTALS	4	0	4	0	.000	6	16

### EDMONTON OILERS SERIES RECORD: 1-2

HOME	7	5	2	10	.714	23	17
AWAY	8	2	6	4	.250	21	32
TOTALS	15	7	8	14	.467	44	49

### FLORIDA PANTHERS SERIES RECORD: 0-1

HOME	3	1	2	2	.333	4	6
AWAY	3	1	2	2	.333	7	9
TOTALS	6	2	4	4	.333	11	15

### MONTREAL CANADIENS SERIES RECORD: 3-3

HOME	15	6	9	12	.400	38	45
AWAY	16	9	7	18	.563	51	48
TOTALS	31	15	16	30	.484	89	93

## TEAM GP W L PTS PCT GF GA

### NEW JERSEY/COLORADO SERIES RECORD: 3-2

HOME	13	7	6	14	.538	31	35
AWAY	12	8	4	16	.667	33	24
TOTALS	25	15	10	30	.600	64	59

### NEW YORK ISLANDERS SERIES RECORD: 3-1

HOME	14	10	4	20	.714	51	29
AWAY	11	4	7	8	.364	32	40
TOTALS	25	14	11	28	.560	83	69

### NEW YORK RANGERS SERIES RECORD: 6-4

HOME	27	17	10	34	.630	92	85
AWAY	20	10	10	20	.500	65	68
TOTALS	47	27	20	54	.574	157	153

### OTTAWA SENATORS SERIES RECORD: 0-2

HOME	6	2	4	4	.333	6	13
ROAD	5	1	4	2	.200	6	15
TOTALS	11	3	8	6	.273	12	28

### PITTSBURGH PENGUINS SERIES RECORD: 3-2

HOME	14	8	6	16	.571	49	39
AWAY	15	7	8	14	.466	42	50
TOTALS	29	15	14	30	.517	91	89

### ST. LOUIS BLUES SERIES RECORD: 0-2

HOME	6	2	4	4	.333	12	15
AWAY	5	1	4	2	.200	8	19
TOTALS	11	3	8	6	.273	20	34

### TAMPA BAY LIGHTNING SERIES RECORD: 1-1

HOME	6	4	2	8	.667	21	16
AWAY	7	3	4	6	.429	24	18
TOTALS	13	7	6	14	.538	45	34

### TORONTO MAPLE LEAFS SERIES RECORD: 5-1

HOME	19	14	5	28	.737	70	33
ROAD	17	8	9	16	.471	49	52
TOTALS	36	22	14	44	.611	119	85

### VANCOUVER CANUCKS SERIES RECORD: 1-0

HOME	2	1	1	2	.500	9	5
AWAY	1	1	0	2	1.000	6	4
TOTALS	3	2	1	4	.667	15	9

### WASHINGTON CAPITALS SERIES RECORD: 2-2

HOME	10	6	4	12	.600	36	38
AWAY	13	5	8	10	.385	42	47
TOTALS	23	11	12	22	.478	78	85

## FLYERS ALL-TIME PLAYOFF RECORD

### SERIES RECORD: 52-40

	GP	W	L	PTS	PCT	GF	GA
HOME	203	123	80	246	.606	660	540
AWAY	189	82	107	164	.434	530	609
TOTALS	392	205	187	410	.523	1,190	1,149

# FLYERS STANLEY CUP PLAYOFF RESULTS 1967-2010

## 1967-68 QUARTERFINALS (3-4)

4/4	St. Louis	1	at	FLYERS	0	L
4/6	St. Louis	3	at	FLYERS	4	W
4/10	FLYERS	2	at	St. Louis	3 - OT	L
4/11	FLYERS	2	at	St. Louis	5	L
4/13	St. Louis	1	at	FLYERS	6	W
4/16	FLYERS	2	at	St. Louis	1 - OT	W
4/18	St. Louis	3	at	FLYERS	1	L

## 1968-69 QUARTERFINALS (0-4)

4/2	FLYERS	2	at	St. Louis	5	L
4/3	FLYERS	0	at	St. Louis	5	L
4/5	St. Louis	3	at	FLYERS	0	L
4/6	St. Louis	4	at	FLYERS	1	L

## 1969-70 MISSED PLAYOFFS

## 1970-71 QUARTERFINALS (0-4)

4/7	FLYERS	2	at	Chicago	5	L
4/8	FLYERS	2	at	Chicago	6	L
4/10	Chicago	3	at	FLYERS	2	L
4/11	Chicago	6	at	FLYERS	2	L

## 1971-72 MISSED PLAYOFFS

## 1972-73 QUARTERFINALS (4-2)

4/4	Minnesota	3	at	FLYERS	0	L
4/5	Minnesota	1	at	FLYERS	4	W
4/7	FLYERS	0	at	Minnesota	5	L
4/8	FLYERS	3	at	Minnesota	0	W
4/10	Minnesota	2	at	FLYERS	3 - OT	W
4/12	FLYERS	4	at	Minnesota	1	W

## SEMIFINALS (1-4)

4/14	FLYERS	5	at	Montreal	4 - OT	W
4/16	FLYERS	3	at	Montreal	4 - OT	L
4/19	Montreal	2	at	FLYERS	1	L
4/22	Montreal	4	at	FLYERS	1	L
4/24	FLYERS	3	at	Montreal	5	L

## 1973-74 QUARTERFINALS (4-0)

4/9	Atlanta	1	at	FLYERS	4	W
4/11	Atlanta	1	at	FLYERS	5	W
4/12	FLYERS	4	at	Atlanta	1	W
4/14	FLYERS	4	at	Atlanta	3 - OT	W

## SEMIFINAL (4-3)

4/20	NY Rangers	0	at	FLYERS	4	W
4/23	NY Rangers	2	at	FLYERS	5	W
4/25	FLYERS	3	at	NY Rangers	5	L
4/28	FLYERS	1	at	NY Rangers	2 - OT	L
4/30	NY Rangers	1	at	FLYERS	4	W
5/2	FLYERS	1	at	NY Rangers	4	L
5/5	NY Rangers	3	at	FLYERS	4	W

## FINALS (4-2)

5/7	FLYERS	2	at	Boston	3	L
5/9	FLYERS	3	at	Boston	2 - OT	W
5/12	Boston	1	at	FLYERS	4	W
5/14	Boston	2	at	FLYERS	4	W
5/16	FLYERS	1	at	Boston	5	L
5/19	Boston	0	at	FLYERS	1	W

## FLYERS WIN STANLEY CUP

## 1974-75 QUARTERFINALS (4-0)

4/13	Toronto	3	at	FLYERS	6	W
4/15	Toronto	0	at	FLYERS	3	W
4/17	FLYERS	2	at	Toronto	0	W
4/19	FLYERS	4	at	Toronto	3 - OT	W

## SEMIFINALS (4-3)

4/29	NY Islanders	0	at	FLYERS	4	W
5/1	NY Islanders	4	at	FLYERS	5 - OT	W
5/4	FLYERS	1	at	NY Islanders	0	W
5/7	FLYERS	3	at	NY Islanders	4 - OT	L
5/8	NY Islanders	5	at	FLYERS	1	L
5/11	FLYERS	1	at	NY Islanders	2	L
5/13	NY Islanders	1	at	FLYERS	4	W

## FINALS (4-2)

5/15	Buffalo	1	at	FLYERS	4	W
5/18	Buffalo	1	at	FLYERS	2	W
5/20	FLYERS	4	at	Buffalo	5 - OT	L
5/22	FLYERS	2	at	Buffalo	4	L
5/25	Buffalo	1	at	FLYERS	5	W
5/27	FLYERS	2	at	Buffalo	0	W

## FLYERS WIN STANLEY CUP

## 1975-76 QUARTERFINALS (4-3)

4/12	Toronto	1	at	FLYERS	4	W
4/13	Toronto	1	at	FLYERS	3	W
4/15	FLYERS	4	at	Toronto	5	L
4/17	FLYERS	3	at	Toronto	4	L
4/20	Toronto	1	at	FLYERS	7	W
4/22	FLYERS	5	at	Toronto	8	L
4/25	Toronto	3	at	FLYERS	7	W

## SEMIFINALS (4-1)

4/27	Boston	4	at	FLYERS	2	L
4/29	Boston	1	at	FLYERS	2 - OT	W
5/2	FLYERS	5	at	Boston	2	W
5/4	FLYERS	4	at	Boston	2	W
5/6	Boston	3	at	FLYERS	6	W

## FINALS (0-4)

5/9	FLYERS	3	at	Montreal	4	L
5/11	FLYERS	1	at	Montreal	2	L
5/13	Montreal	3	at	FLYERS	2	L
5/16	Montreal	5	at	FLYERS	3	L

# FLYERS STANLEY CUP PLAYOFF RESULTS 1967-2010

## 1976-77 QUARTERFINALS (4-2)

4/11	Toronto	3	at	FLYERS	2	L
4/13	Toronto	4	at	FLYERS	1	L
4/15	FLYERS	4	at	Toronto	3 - OT	W
4/17	FLYERS	6	at	Toronto	5 - OT	W
4/19	Toronto	0	at	FLYERS	2	W
4/21	FLYERS	4	at	Toronto	3	W

## SEMIFINALS (0-4)

4/24	Boston	4	at	FLYERS	3 - OT	L
4/26	Boston	5	at	FLYERS	4 - OT	L
4/28	FLYERS	1	at	Boston	2	L
5/1	FLYERS	0	at	Boston	3	L

## 1977-78 PRELIMINARY ROUND (2-0)

4/11	Colorado	2	at	FLYERS	3 - OT	W
4/13	FLYERS	3	at	Colorado	1	W

## QUARTERFINALS (4-1)

4/17	Buffalo	1	at	FLYERS	4	W
4/19	Buffalo	2	at	FLYERS	3	W
4/22	FLYERS	1	at	Buffalo	4	L
4/23	FLYERS	4	at	Buffalo	2	W
4/25	Buffalo	2	at	FLYERS	4	W

## SEMIFINALS (1-4)

5/2	FLYERS	2	at	Boston	3 - OT	L
5/4	FLYERS	5	at	Boston	7	L
5/7	Boston	1	at	FLYERS	3	W
5/9	Boston	4	at	FLYERS	2	L
5/11	FLYERS	3	at	Boston	6	L

## 1978-79 PRELIMINARY ROUND (2-1)

4/10	Vancouver	3	at	FLYERS	2	L
4/12	FLYERS	6	at	Vancouver	4	W
4/14	Vancouver	2	at	FLYERS	7	W

## QUARTERFINALS (1-4)

4/16	NY Rangers	2	at	FLYERS	3 - OT	W
4/18	NY Rangers	7	at	FLYERS	1	L
4/20	FLYERS	1	at	NY Rangers	5	L
4/22	FLYERS	0	at	NY Rangers	6	L
4/24	NY Rangers	8	at	FLYERS	3	L

## 1979-80 PRELIMINARY ROUND (3-0)

4/8	Edmonton	3	at	FLYERS	4 - OT	W
4/9	Edmonton	1	at	FLYERS	5	W
4/11	FLYERS	3	at	Edmonton	2 - OT	W

## QUARTERFINALS (4-1)

4/16	NY Rangers	1	at	FLYERS	2	W
4/17	NY Rangers	1	at	FLYERS	4	W
4/19	FLYERS	3	at	NY Rangers	0	W
4/20	FLYERS	2	at	NY Rangers	4	L
4/22	NY Rangers	1	at	FLYERS	3	W

## SEMIFINALS (4-1)

4/29	Minnesota	6	at	FLYERS	5	L
5/1	Minnesota	0	at	FLYERS	7	W
5/4	FLYERS	5	at	Minnesota	3	W
5/6	FLYERS	3	at	Minnesota	2	W
5/8	Minnesota	3	at	FLYERS	7	W

## FINALS (2-4)

5/13	NY Islanders	4	at	FLYERS	3 - OT	L
5/15	NY Islanders	3	at	FLYERS	8	W
5/17	FLYERS	2	at	NY Islanders	6	L
5/19	FLYERS	2	at	NY Islanders	5	L
5/22	NY Islanders	3	at	FLYERS	6	W
5/24	FLYERS	4	at	NY Islanders	5 - OT	L

## 1980-81 PRELIMINARY ROUND (3-2)

4/8	Quebec	4	at	FLYERS	6	W
4/9	Quebec	5	at	FLYERS	8	W
4/11	FLYERS	0	at	Quebec	2	L
4/12	FLYERS	3	at	Quebec	4 - OT	L
4/14	Quebec	2	at	FLYERS	5	W

## QUARTERFINALS (3-4)

4/16	Calgary	0	at	FLYERS	4	W
4/17	Calgary	5	at	FLYERS	4	L
4/19	FLYERS	1	at	Calgary	2	L
4/20	FLYERS	4	at	Calgary	5	L
4/22	Calgary	4	at	FLYERS	9	W
4/24	FLYERS	3	at	Calgary	2	W
4/26	Calgary	4	at	FLYERS	1	L

## 1981-82 PATRICK DIVISION SEMIFINALS (1-3)

4/7	FLYERS	4	at	NY Rangers	1	W
4/8	FLYERS	3	at	NY Rangers	7	L
4/10	NY Rangers	4	at	FLYERS	3	L
4/11	NY Rangers	7	at	FLYERS	5	L

## 1982-83 PATRICK DIVISION SEMIFINALS (0-3)

4/5	NY Rangers	5	at	FLYERS	3	L
4/7	NY Rangers	4	at	FLYERS	3	L
4/9	FLYERS	3	at	NY Rangers	9	L

## 1983-84 PATRICK DIVISION SEMIFINALS (0-3)

4/4	FLYERS	2	at	Washington	4	L
4/5	FLYERS	2	at	Washington	6	L
4/7	Washington	5	at	FLYERS	1	L

## 1984-85 PATRICK DIVISION SEMIFINALS (3-0)

4/10	NY Rangers	4	at	FLYERS	5 - OT	W
4/11	NY Rangers	1	at	FLYERS	3	W
4/13	FLYERS	6	at	NY Rangers	5	W

## PATRICK DIVISION FINALS (4-1)

4/18	NY Islanders	0	at	FLYERS	3	W
4/21	NY Islanders	2	at	FLYERS	5	W
4/23	FLYERS	5	at	NY Islanders	3	W
4/25	FLYERS	2	at	NY Islanders	6	L
4/28	NY Islanders	0	at	FLYERS	1	W

# FLYERS STANLEY CUP PLAYOFF RESULTS 1967-2010

## WALES CONFERENCE FINALS (4-2)

5/5	FLYERS	1	at	Quebec	2 – OT	L
5/7	FLYERS	4	at	Quebec	2	W
5/9	Quebec	2	at	FLYERS	4	W
5/12	Quebec	5	at	FLYERS	3	L
5/14	FLYERS	2	at	Quebec	1	W
5/16	Quebec	0	at	FLYERS	3	W

## STANLEY CUP FINALS (1-4)

5/21	Edmonton	1	at	FLYERS	4	W
5/23	Edmonton	3	at	FLYERS	1	L
5/25	FLYERS	3	at	Edmonton	4	L
5/28	FLYERS	3	at	Edmonton	5	L
5/30	FLYERS	3	at	Edmonton	8	L

## 1985-86 PATRICK DIVISION SEMIFINALS (2-3)

4/9	NY Rangers	6	at	FLYERS	2	L
4/10	NY Rangers	1	at	FLYERS	2	W
4/12	FLYERS	2	at	NY Rangers	5	L
4/14	FLYERS	7	at	NY Rangers	1	W
4/15	NY Rangers	5	at	FLYERS	2	L

## 1986-87 PATRICK DIVISION SEMIFINALS (4-2)

4/8	NY Rangers	3	at	FLYERS	0	L
4/9	NY Rangers	3	at	FLYERS	8	W
4/11	FLYERS	3	at	NY Rangers	0	W
4/12	FLYERS	3	at	NY Rangers	6	L
4/14	NY Rangers	1	at	FLYERS	3	W
4/16	FLYERS	5	at	NY Rangers	0	W

## PATRICK DIVISION FINALS (4-3)

4/20	NY Islanders	2	at	FLYERS	4	W
4/22	NY Islanders	2	at	FLYERS	1	L
4/24	FLYERS	4	at	NY Islanders	1	W
4/26	FLYERS	6	at	NY Islanders	4	W
4/28	NY Islanders	2	at	FLYERS	1	L
4/30	FLYERS	2	at	NY Islanders	4	L
5/2	NY Islanders	1	at	FLYERS	5	W

## WALES CONFERENCE FINALS (4-2)

5/4	Montreal	3	at	FLYERS	4 – OT	W
5/6	Montreal	5	at	FLYERS	2	L
5/8	FLYERS	4	at	Montreal	3	W
5/10	FLYERS	6	at	Montreal	3	W
5/12	Montreal	5	at	FLYERS	2	L
5/14	FLYERS	4	at	Montreal	3	W

## STANLEY CUP FINALS (3-4)

5/17	FLYERS	2	at	Edmonton	4	L
5/20	FLYERS	2	at	Edmonton	3 – OT	L
5/22	Edmonton	3	at	FLYERS	5	W
5/24	Edmonton	4	at	FLYERS	1	L
5/26	FLYERS	4	at	Edmonton	3	W
5/28	Edmonton	2	at	FLYERS	3	W
5/31	FLYERS	1	at	Edmonton	3	L

## 1987-88 PATRICK DIVISION SEMIFINALS (3-4)

4/6	FLYERS	4	at	Washington	2	W
4/7	FLYERS	4	at	Washington	5	L
4/9	Washington	3	at	FLYERS	4	W
4/10	Washington	4	at	FLYERS	5 – OT	W
4/12	FLYERS	2	at	Washington	5	L
4/14	Washington	7	at	FLYERS	2	L
4/16	FLYERS	4	at	Washington	5 – OT	L

## 1988-89 PATRICK DIVISION SEMIFINALS (4-2)

4/5	FLYERS	2	at	Washington	3	L
4/6	FLYERS	3	at	Washington	2	W
4/8	Washington	4	at	FLYERS	3 – OT	L
4/9	Washington	2	at	FLYERS	5	W
4/11	FLYERS	8	at	Washington	5	W
4/13	Washington	3	at	FLYERS	4	W

## PATRICK DIVISION FINALS (4-3)

4/17	FLYERS	3	at	Pittsburgh	4	L
4/19	FLYERS	4	at	Pittsburgh	2	W
4/21	Pittsburgh	4	at	FLYERS	3 – OT	L
4/23	Pittsburgh	1	at	FLYERS	4	W
4/25	FLYERS	7	at	Pittsburgh	10	L
4/27	Pittsburgh	2	at	FLYERS	6	W
4/29	FLYERS	4	at	Pittsburgh	1	W

## WALES CONFERENCE FINALS (2-4)

5/1	FLYERS	3	at	Montreal	1	W
5/3	FLYERS	0	at	Montreal	3	L
5/5	Montreal	5	at	FLYERS	1	L
5/7	Montreal	3	at	FLYERS	0	L
5/9	FLYERS	2	at	Montreal	1 – OT	W
5/11	Montreal	4	at	FLYERS	2	L

## 1989-90 MISSED PLAYOFFS

## 1990-91 MISSED PLAYOFFS

## 1991-92 MISSED PLAYOFFS

## 1992-93 MISSED PLAYOFFS

## 1993-94 MISSED PLAYOFFS

## 1994-95 EASTERN CONFERENCE QUARTERFINALS (4-1)

5/7	Buffalo	3	at	FLYERS	4 – OT	W
5/8	Buffalo	1	at	FLYERS	3	W
5/10	FLYERS	1	at	Buffalo	3	L
5/12	FLYERS	4	at	Buffalo	2	W
5/14	Buffalo	4	at	FLYERS	6	W

## EASTERN CONFERENCE SEMIFINALS (4-0)

5/21	NY Rangers	4	at	FLYERS	5 – OT	W
5/22	NY Rangers	3	at	FLYERS	4 – OT	W
5/24	FLYERS	5	at	NY Rangers	2	W
5/26	FLYERS	4	at	NY Rangers	1	W

# FLYERS STANLEY CUP PLAYOFF RESULTS 1967-2010

## EASTERN CONFERENCE FINALS (2-4)

6/3	New Jersey	4	at	FLYERS	1	L
6/5	New Jersey	5	at	FLYERS	2	L
6/7	FLYERS	3	at	New Jersey	2 - OT	W
6/10	FLYERS	4	at	New Jersey	2	W
6/11	New Jersey	3	at	FLYERS	2	L
6/13	FLYERS	2	at	New Jersey	4	L

## 1995-96 EASTERN CONFERENCE QUARTERFINALS (4-2)

4/16	Tampa Bay	3	at	FLYERS	7	W
4/18	Tampa Bay	2	at	FLYERS	1 - OT	L
4/21	FLYERS	4	at	Tampa Bay	5 - OT	L
4/23	FLYERS	4	at	Tampa Bay	1	W
4/25	Tampa Bay	1	at	FLYERS	4	W
4/27	FLYERS	6	at	Tampa Bay	1	W

## EASTERN CONFERENCE SEMIFINALS (2-4)

5/2	Florida	2	at	FLYERS	0	L
5/4	Florida	2	at	FLYERS	3	W
5/7	FLYERS	3	at	Florida	1	W
5/9	FLYERS	3	at	Florida	4 - OT	L
5/12	Florida	2	at	FLYERS	1 - OT	L
5/14	FLYERS	1	at	Florida	4	L

## 1996-97 EASTERN CONFERENCE QUARTERFINALS (4-1)

4/17	Pittsburgh	1	at	FLYERS	5	W
4/19	Pittsburgh	2	at	FLYERS	3	W
4/21	FLYERS	5	at	Pittsburgh	3	W
4/23	FLYERS	1	at	Pittsburgh	4	L
4/26	Pittsburgh	3	at	FLYERS	6	W

## EASTERN CONFERENCE SEMIFINALS (4-1)

5/3	FLYERS	5	at	Buffalo	3	W
5/5	FLYERS	2	at	Buffalo	1	W
5/7	Buffalo	1	at	FLYERS	4	W
5/9	Buffalo	5	at	FLYERS	4 - OT	L
5/11	FLYERS	6	at	Buffalo	3	W

## EASTERN CONFERENCE FINALS (4-1)

5/16	NY Rangers	1	at	FLYERS	3	W
5/18	NY Rangers	5	at	FLYERS	4	L
5/20	FLYERS	6	at	NY Rangers	3	W
5/23	FLYERS	3	at	NY Rangers	2	W
5/25	NY Rangers	2	at	FLYERS	4	W

## STANLEY CUP FINALS (0-4)

5/31	Detroit	4	at	FLYERS	2	L
6/3	Detroit	4	at	FLYERS	2	L
6/5	FLYERS	1	at	Detroit	6	L
6/7	FLYERS	1	at	Detroit	2	L

## 1997-98 EASTERN CONFERENCE QUARTERFINALS (1-4)

4/22	Buffalo	3	at	FLYERS	2	L
4/24	Buffalo	2	at	FLYERS	3	W
4/27	FLYERS	1	at	Buffalo	6	L
4/29	FLYERS	1	at	Buffalo	4	L
5/1	Buffalo	3	at	FLYERS	2 - OT	L

## 1998-99 EASTERN CONFERENCE QUARTERFINALS (2-4)

4/22	FLYERS	3	at	Toronto	0	W
4/24	FLYERS	1	at	Toronto	2	L
4/26	Toronto	2	at	FLYERS	1	L
4/28	Toronto	2	at	FLYERS	5	W
4/30	FLYERS	1	at	Toronto	2 - OT	L
5/2	Toronto	1	at	FLYERS	0	L

## 1999-2000 EASTERN CONFERENCE QUARTERFINALS (4-1)

4/13	Buffalo	2	at	FLYERS	3	W
4/14	Buffalo	1	at	FLYERS	2	W
4/16	FLYERS	2	at	Buffalo	0	W
4/18	FLYERS	2	at	Buffalo	3 - OT	L
4/20	Buffalo	2	at	FLYERS	5	W

## EASTERN CONFERENCE SEMIFINALS (4-2)

4/27	Pittsburgh	2	at	FLYERS	0	L
4/29	Pittsburgh	4	at	FLYERS	1	L
5/2	FLYERS	4	at	Pittsburgh	3 - OT	W
5/4	FLYERS	2	at	Pittsburgh	1-5OT	W
5/7	Pittsburgh	3	at	FLYERS	6	W
5/9	FLYERS	2	at	Pittsburgh	1	W

## EASTERN CONFERENCE FINALS (3-4)

5/14	New Jersey	4	at	FLYERS	1	L
5/16	New Jersey	3	at	FLYERS	4	W
5/18	FLYERS	4	at	New Jersey	2	W
5/20	FLYERS	3	at	New Jersey	1	W
5/22	New Jersey	4	at	FLYERS	1	L
5/24	FLYERS	1	at	New Jersey	2	L
5/26	New Jersey	2	at	FLYERS	1	L

## 2000-01 EASTERN CONFERENCE QUARTERFINALS (2-4)

4/11	Buffalo	2	at	FLYERS	1	L
4/14	Buffalo	4	at	FLYERS	3 - OT	L
4/16	FLYERS	3	at	Buffalo	2	W
4/17	FLYERS	3	at	Buffalo	4 - OT	L
4/19	Buffalo	1	at	FLYERS	3	W
4/21	FLYERS	0	at	Buffalo	8	L

## 2001-02 EASTERN CONFERENCE QUARTERFINALS (1-4)

4/17	Ottawa	0	at	FLYERS	1 - OT	W
4/20	Ottawa	3	at	FLYERS	0	L
4/22	FLYERS	0	at	Ottawa	3	L
4/24	FLYERS	0	at	Ottawa	3	L
4/26	Ottawa	2	at	FLYERS	1 - OT	L

## 2002-03 EASTERN CONFERENCE QUARTERFINALS (4-3)

4/9	Toronto	5	at	FLYERS	3	L
4/11	Toronto	1	at	FLYERS	4	W
4/14	FLYERS	3	at	Toronto	4-2OT	L
4/16	FLYERS	3	at	Toronto	2-3OT	W
4/19	Toronto	1	at	FLYERS	4	W
4/21	FLYERS	1	at	Toronto	2 - 2OT	L
4/22	Toronto	1	at	FLYERS	6	W



# FLYERS STANLEY CUP PLAYOFF RESULTS 1967-2010

## EASTERN CONFERENCE SEMIFINALS (2-4)

4/25	FLYERS	2	at	Ottawa	4	L
4/27	FLYERS	2	at	Ottawa	0	W
4/29	Ottawa	3	at	FLYERS	2 - OT	L
5/1	Ottawa	0	at	FLYERS	1	W
5/3	FLYERS	2	at	Ottawa	5	L
5/5	Ottawa	5	at	FLYERS	1	L

## 2003-04 EASTERN CONFERENCE QUARTERFINALS (4-1)

4/8	New Jersey	2	at	FLYERS	3	W
4/10	New Jersey	2	at	FLYERS	3	W
4/12	FLYERS	2	at	New Jersey	4	L
4/14	FLYERS	3	at	New Jersey	0	W
4/17	New Jersey	1	at	FLYERS	3	W

## EASTERN CONFERENCE SEMIFINALS (4-2)

4/22	Toronto	1	at	FLYERS	3	W
4/25	Toronto	1	at	FLYERS	2	W
4/28	FLYERS	1	at	Toronto	4	L
4/30	FLYERS	1	at	Toronto	3	L
5/2	Toronto	2	at	FLYERS	7	W
5/4	FLYERS	3	at	Toronto	2 - OT	W

## EASTERN CONFERENCE FINALS (3-4)

5/8	FLYERS	1	at	Tampa Bay	3	L
5/10	FLYERS	6	at	Tampa Bay	2	W
5/13	Tampa Bay	4	at	FLYERS	1	L
5/15	Tampa Bay	2	at	FLYERS	3	W
5/18	FLYERS	2	at	Tampa Bay	4	L
5/20	Tampa Bay	4	at	FLYERS	5 - OT	W
5/22	FLYERS	1	at	Tampa Bay	2	L

## 2005-06 EASTERN CONFERENCE QUARTERFINALS (2-4)

4/22	FLYERS	2	at	Buffalo	3 - 2OT	L
4/24	FLYERS	2	at	Buffalo	8	L
4/26	Buffalo	2	at	FLYERS	4	W
4/28	Buffalo	4	at	FLYERS	5	W
4/30	FLYERS	0	at	Buffalo	3	L
5/2	Buffalo	7	at	FLYERS	1	L

## 2006-07 MISSED PLAYOFFS

## 2007-08 EASTERN CONFERENCE QUARTERFINALS (4-3)

4/11	FLYERS	4	at	Washington	5	L
4/13	FLYERS	2	at	Washington	0	W
4/15	Washington	3	at	FLYERS	6	W
4/17	Washington	3	at	FLYERS	4 - 2OT	W
4/19	FLYERS	2	at	Washington	3	L
4/21	Washington	4	at	FLYERS	2	L
4/22	FLYERS	3	at	Washington	2 - OT	W

## EASTERN CONFERENCE SEMIFINALS (4-1)

4/24	FLYERS	3	at	Montreal	4 - OT	L
4/26	FLYERS	4	at	Montreal	2	W
4/28	Montreal	2	at	FLYERS	3	W
4/30	Montreal	2	at	FLYERS	4	W
5/3	FLYERS	6	at	Montreal	4	W

## EASTERN CONFERENCE FINALS (1-4)

5/9	FLYERS	2	at	Pittsburgh	4	L
5/11	FLYERS	2	at	Pittsburgh	4	L
5/13	Pittsburgh	4	at	FLYERS	1	L
5/15	Pittsburgh	2	at	FLYERS	4	W
5/18	FLYERS	0	at	Pittsburgh	6	L

## 2008-09 EASTERN CONFERENCE QUARTERFINALS (2-4)

4/15	FLYERS	1	at	Pittsburgh	4	L
4/17	FLYERS	2	at	Pittsburgh	3 - OT	L
4/19	Pittsburgh	3	at	FLYERS	6	W
4/21	Pittsburgh	3	at	FLYERS	1	L
4/23	FLYERS	3	at	Pittsburgh	0	W
4/25	Pittsburgh	5	at	FLYERS	3	L

## 2010 EASTERN CONFERENCE QUARTERFINALS (4-1)

4/14	FLYERS	2	at	New Jersey	1	W
4/16	FLYERS	3	at	New Jersey	5	L
4/18	New Jersey	2	at	FLYERS	3-OT	W
4/20	New Jersey	1	at	FLYERS	4	W
4/22	FLYERS	3	at	New Jersey	0	W

## EASTERN CONFERENCE SEMIFINALS (4-3)

5/1	FLYERS	4	at	Boston	5-OT	L
5/3	FLYERS	2	at	Boston	3	L
5/5	Boston	4	at	FLYERS	1	L
5/7	Boston	4	at	FLYERS	5-OT	W
5/10	FLYERS	4	at	Boston	0	W
5/12	Boston	1	at	FLYERS	2	W
5/14	FLYERS	4	at	Boston	3	W

## EASTERN CONFERENCE FINALS (4-1)

5/16	Montreal	0	at	FLYERS	6	W
5/18	Montreal	0	at	FLYERS	3	W
5/20	FLYERS	1	at	Montreal	5	L
5/22	FLYERS	3	at	Montreal	0	W
5/24	Montreal	2	at	FLYERS	4	W

## STANLEY CUP FINAL (2-4)

5/29	FLYERS	5	at	Chicago	6	L
5/31	FLYERS	1	at	Chicago	2	L
6/2	Chicago	3	at	FLYERS	4-OT	W
6/4	Chicago	3	at	FLYERS	5	W
6/6	FLYERS	4	at	Chicago	7	L
6/9	Chicago	4	at	FLYERS	3-OT	L

# FLYERS ALL-TIME PLAYOFF GOALTENDER RECORDS 1967-2010

PLAYER	GP	MINS	GA	SO	AVG	W	L
*Johan Backlund	1	1	0	0	0.00	0	0
Dominic Roussel	1	23	0	0	0.00	0	0
Mark LaForest	2	48	1	0	1.25	1	0
John Vanbiesbrouck	6	369	9	1	1.46	2	4
*Brian Boucher	33	1,962	72	2	2.20	17	14
Ken Wregget	5	268	10	0	2.24	2	2
Roman Cechmanek	23	1,441	56	3	2.33	9	14
Bernie Parent	63	3,824	152	6	2.38	35	28
*Michael Leighton	14	757	31	3	2.46	8	3
Phil Myre	6	384	16	1	2.50	5	1
Robert Esche	25	1,405	64	1	2.73	13	11
Glenn Resch	3	43	2	0	2.79	0	0
Garth Snow	13	700	33	0	2.83	8	4
Wayne Stephenson	23	1,362	65	2	2.86	10	10
Martin Biron	23	1,423	68	2	2.87	11	12
Ron Hextall	84	4,926	242	2	2.95	45	36
Rick St.Croix	10	561	28	1	2.99	4	6
Doug Favell	16	969	50	1	3.10	6	10
Pelle Lindbergh	23	1,214	63	3	3.11	12	10
Pete Peeters	20	1,199	66	1	3.30	11	8
Sean Burke	6	323	18	0	3.54	1	4
Bob Froese	12	593	37	0	3.74	2	6
Robbie Moore	5	268	18	0	4.03	3	2
Antero Niittymaki	2	73	5	0	4.11	0	0
Bruce Gamble	2	120	12	0	6.00	0	2
Michel Belhumeur	1	10	1	0	6.00	0	0

\*Still active on Flyers roster

# FLYERS ALL-TIME PLAYOFF SCORING 1967-2010

POS	PLAYER	GP	G	A	PTS	PIM	POS	PLAYER	GP	G	A	PTS	PIM
C	B. Clarke	136	42	77	119	152	D	Joe Watson	84	3	12	15	82
LW	B. Propp	116	52	60	112	121	LW	S. Podein	51	6	8	14	86
LW	B. Barber	129	53	55	108	109	RW	M. Knuble	24	6	8	14	16
C	R. MacLeish	108	53	52	105	38	D	D. McGillis	40	5	9	14	48
LW	J. LeClair	116	35	39	74	68	C	A. Zhamnov	18	4	10	14	8
RW	T. Kerr	73	39	31	70	58	D	P. Svoboda	45	1	13	14	50
RW	R. Leach	91	47	22	69	22	*D	B. Coburn	43	1	12	13	43
RW	R. Tocchet	95	27	33	60	349	D	B. McCrimmon	46	7	6	13	55
C	E. Lindros	50	24	33	57	118	C	T. Bergen	17	4	9	13	8
C	K. Linseman	41	11	42	53	135	C	J. Otto	35	4	9	13	19
D	M. Howe	82	8	45	53	30	RW	B. Flett	28	3	10	13	21
C	R. Brind'Amour	57	24	27	51	31	D	J. Niinimaa	19	1	12	13	16
D	E. Desjardins	97	14	37	51	38	RW	T. Klatt	36	8	4	12	12
*C	D. Briere	46	22	28	50	46	RW	J. Lupul	18	5	7	12	4
RW	P. Holmgren	67	19	31	50	181	C	M. Bullard	19	3	9	12	32
LW	S. Gagne	90	32	15	47	26	D	C. Therien	99	2	10	12	68
C	M. Bridgman	74	13	30	43	201	D	E. VanImpe	57	1	11	12	121
C	P. Eklund	57	10	33	43	4	LW	L. Carson	44	3	8	11	56
*C	M. Richards	52	15	28	43	34	D	D. Yushkevich	28	2	9	11	14
LW	R. Lonsberry	83	19	22	41	74	D	K. Johnsson	33	2	9	11	18
D	B. Dailey	56	10	30	40	91	RW	K. Dineen	15	6	4	10	18
RW	M. Recchi	65	19	20	39	18	RW	D. Zubrus	24	5	5	10	14
C	D. Poulin	63	17	22	39	53	RW	A. Asham	29	5	4	9	16
D	Jim Watson	101	5	34	39	89	RW	P. Falloon	26	6	3	9	4
RW	G. Dornhoefer	80	17	19	36	203	RW	S. Nolet	31	6	3	9	8
C	O. Kindrachuk	69	16	19	35	46	RW	K. Jones	24	5	4	9	28
RW	M. Renberg	50	14	20	34	24	D	K. Haller	21	4	5	9	18
C	K. Primeau	58	12	22	34	63	D	G. Murphy	19	2	7	9	13
C	Ron Sutter	69	6	27	33	149	D	P. Coffey	17	1	8	9	6
D	B. Wilson	43	8	24	32	122	*LW	D. Carcillo	22	3	5	8	39
D	T. Bladon	78	8	24	32	68	D	A. Delmore	20	6	2	8	16
RW	I. Sinisalo	66	21	10	31	6	C	P. Forsberg	6	4	4	8	6
C	P. Zezel	56	10	21	31	49	C	D. Sittler	10	4	3	7	17
D	D. Crossman	60	9	22	31	81	LW	J. Paterson	17	3	4	7	70
RW	D. Saleski	82	13	17	30	131	RW	S. Upshall	17	3	4	7	44
D	A. Dupont	108	13	15	28	306	C	A. Lacroix	15	2	5	7	0
*RW	C. Giroux	29	12	14	26	10	D	M. Busniuk	25	2	5	7	34
*LW	S. Hartnell	46	12	14	26	68	LW	D. Brashear	37	2	5	7	101
LW	D. Smith	75	13	11	24	70	LW	B. Sutherland	11	2	4	6	0
LW	M. Craven	44	9	15	24	28	C	A. Semenov	15	2	4	6	0
LW	B. Kelly	101	9	14	23	172	C	R. DiMaio	18	2	4	6	4
*LW	V. Leino	19	7	14	21	6	D	M. Timander	18	2	4	6	6
C	J. Roenick	36	7	14	21	30	D	V. Malakhov	17	1	5	6	12
RW	S. Mellanby	50	9	11	20	90	RW	J. Williams	17	1	5	6	12
C	M. Handzus	37	7	13	20	18	D	T. Carkner	19	1	5	6	28
C	T. Crisp	47	7	13	20	8	D	M. Ragnarsson	27	1	5	6	20
*C	J. Carter	41	12	2	19	32	*LW	J. van Riemsdyk	21	3	3	6	4
RW	S. Kapanen	53	9	10	19	16	RW	Rich Sutter	19	5	0	5	44
LW	A. Hill	51	8	11	19	43	C	C. Lapointe	14	2	3	5	14
C	D. Langkow	28	7	11	18	27	C	K. Acton	16	2	3	5	18
D	L. Goodenough	21	3	15	18	8	D	E. Weinrich	18	2	3	5	16
*D	C. Pronger	23	4	14	18	36	C	F. Kennedy	7	1	4	5	14
*D	K. Timonen	42	1	17	18	40	C	D. Quinn	12	1	4	5	6
D	B. Marsh	66	5	12	17	95	C	C. MacTavish	15	1	4	5	20
C	V. Prospal	22	4	13	17	10	D	D. Hatcher	21	1	4	5	50
*D	M. Carle	29	1	15	16	12	G	R. Hextall	84	1	4	5	111
C	R. J. Umberger	22	11	5	16	12	D	J. Pitkanen	21	0	5	5	8
D	K. Dykhuis	50	7	9	16	42	C	G. Peters	8	2	2	4	31
LW	D. Schultz	61	7	9	16	363	RW	B. Fedyk	9	2	2	4	8
C	D. Hawerchuk	29	5	11	16	12	C	R. Flockhart	9	2	2	4	6
D	K. Samuelsson	70	4	12	16	98	RW	R. Allison	10	2	2	4	20
RW	T. Gorence	37	9	6	15	47	LW	R. Somik	15	2	2	4	10
RW	T. Amonte	31	4	11	15	10	D	T. Murray	18	2	2	4	10

# FLYERS ALL-TIME PLAYOFF SCORING 1967-2010

POS	PLAYER	GP	G	A	PTS	PIM	POS	PLAYER	GP	G	A	PTS	PIM
LW	V. Zelepukin	22	2	2	4	16	D	D. Cherry	4	1	0	1	4
RW	D. Brown	54	2	2	4	173	LW	B. Lesuk	4	1	0	1	8
D	J. Gauthier	7	1	3	4	6	D	D. Babych	5	1	0	1	4
*C	D. Powe	29	1	3	4	13	C	J. Ross	9	1	0	1	0
C	T. Tookey	10	1	3	4	2	LW	B. Savage	6	1	0	1	4
C	K. Manderville	24	1	3	4	24	C	J. Montgomery	8	1	0	1	2
D	F. Bathe	27	1	3	4	42	D	J. J. Daigneault	9	1	0	1	0
LW	A. Secord	14	0	4	4	31	LW	D. Kordic	12	1	0	1	22
D	T. Harris	16	0	4	4	4	C	P. Sharp	12	1	0	1	2
D	B. Ashbee	17	0	4	4	22	LW	P. Juhlin	13	1	0	1	2
D	R. Lapointe	29	0	4	4	40	D	B. Hoffmeyer	3	0	1	1	25
D	L. Krajicek	22	0	3	3	8	D	A. Stanley	3	0	1	1	4
RW	R. Paiement	3	3	0	3	0	RW	M. Beyers	4	0	1	1	0
LW	D. Blackburn	11	3	0	3	10	D	A. Alberts	6	0	1	1	10
RW	B. Radivojevic	23	2	1	3	32	RW	M. Greig	5	0	1	1	0
D	J. Mair	3	1	2	3	4	G	R. Moore	5	0	1	1	0
LW	C. LaForge	5	1	2	3	15	RW	G. Morrison	5	0	1	1	2
RW	P. Hannigan	7	1	2	3	9	C	D. Plante	5	0	1	1	0
C	B. Corkum	12	1	2	3	6	LW	M. Andersson	6	0	1	1	2
C	J. Dowd	17	1	2	3	4	RW	S. Downie	6	0	1	1	10
RW	J. Druce	17	1	2	3	6	D	D. Gauthier	6	0	1	1	19
D	D. Markov	18	1	2	3	25	LW	S. McCarthy	6	0	1	1	0
LW	S. Antoski	20	1	2	3	38	D	F. Meyer	6	0	1	1	8
C	L. Hachborn	7	0	3	3	7	D	M. Sykora	6	0	1	1	0
D	J. Modry	9	0	3	3	0	C	E. Hoekstra	7	0	1	1	0
D	J. Miszuk	11	0	3	3	11	D	L. Zeidel	7	0	1	1	12
D	T. Eriksson	19	0	3	3	12	LW	J. Gendron	8	0	1	1	6
D	R. Jones	22	0	3	3	4	D	J. Vandermeer	8	0	1	1	9
D	J. McIlhargey	24	0	3	3	66	C	M. Murray	9	0	1	1	4
*C	B. Betts	23	1	1	2	4	D	K. McCarthy	10	0	1	1	8
RW	J. Paddock	3	2	0	2	0	G	B. Froese	12	0	1	1	2
C	C. Gratton	5	2	0	2	10	C	D. Lacroix	16	0	1	1	26
C	P. Nedved	6	2	0	2	8	D	A. Burt	17	0	1	1	8
RW	L. Rochefort	10	2	0	2	2	G	M. Biron	23	0	1	1	2
C	B. Clement	18	2	0	2	12	G	P. Lindbergh	23	0	1	1	8
LW	C. Berube	45	2	0	2	100	G	W. Stephenson	23	0	1	1	2
C	S. Bernier	4	1	1	2	0	RW	J. Hull	30	0	1	1	8
LW	B. Selby	7	1	1	2	4	D	L. Richardson	34	0	1	1	49
C	B. Dunlop	8	1	1	2	4	G	M. Belhumeur	1	0	0	0	0
C	D. Nachbaur	9	1	1	2	17	D	C. Joseph	1	0	0	0	2
D	G. Cochrane	11	1	1	2	24	*RW	D. Laliberte	1	0	0	0	2
LW	R. Fedotenko	11	1	1	2	6	RW	A. MacAdam	1	0	0	0	0
D	E. Hospodar	23	1	1	2	71	D	M. Mantha	1	0	0	0	0
D	L. Hillman	4	0	2	2	2	LW	R. Romaniuk	1	0	0	0	0
RW	A. Daigle	5	0	2	2	0	G	D. Roussel	1	0	0	0	0
C	A. Oates	5	0	2	2	0	D	L. Sbisa	1	0	0	0	2
RW	D. Ververgaert	5	0	2	2	2	D	J. Slaney	1	0	0	0	0
C	M. Bureau	6	0	2	2	2	LW	M. Stankewicz	1	0	0	0	0
D	S. Duchesne	6	0	2	2	2	D	D. Tertyshny	1	0	0	0	2
C	J. Johnson	7	0	2	2	2	D	R. Zettler	1	0	0	0	2
LW	P. Ranheim	11	0	2	2	2	RW	P. Brendl	2	0	0	0	0
G	G. Snow	13	0	2	2	11	RW	B. Dobbins	2	0	0	0	17
D	R. Bailey	14	0	2	2	23	LW	B. Eager	2	0	0	0	26
D	L. Kukkonen	14	0	2	2	6	G	B. Gamble	2	0	0	0	0
D	R. Parent	27	1	1	2	8	G	M. Laforest	2	0	0	0	10
LW	P. Thoresen	14	0	2	2	4	D	C. McAllister	2	0	0	0	0
D	J. Smith	17	0	2	2	4	G	A. Niittymaki	2	0	0	0	0
D	M. Dvorak	18	0	2	2	6	D	B. Root	2	0	0	0	0
D	J. Wells	18	0	2	2	51	RW	P. J. Stock	2	0	0	0	0
D	J. Chychrun	19	0	2	2	65	LW	R. Cote	3	0	0	0	0
C	P. White	19	0	2	2	0	RW	G. Dionne	3	0	0	0	4
*RW	I. Laperriere	13	0	1	1	6	RW	P. Guay	3	0	0	0	4
C	M. Sillinger	3	1	0	1	0	D	M. Petit	3	0	0	0	6

# FLYERS ALL-TIME PLAYOFF SCORING 1967-2010

POS	PLAYER	GP	G	A	PTS	PIM	POS	PLAYER	GP	G	A	PTS	PIM
G	G. Resch	3	0	0	0	0	C	L. Angotti	7	0	0	0	2
D	D. Seidenberg	3	0	0	0	0	*D	O. Bartulis	7	0	0	0	4
D	F. Arthur	4	0	0	0	2	D	M. Eaton	7	0	0	0	0
C	H. Bennett	4	0	0	0	2	LW	T. Fedoruk	7	0	0	0	22
D	B. Hughes	4	0	0	0	6	LW	B. Cowick	8	0	0	0	9
LW	D. McAmmond	4	0	0	0	2	LW	C. Forbes	8	0	0	0	2
C	G. Meehan	4	0	0	0	0	D	L. Hale	8	0	0	0	12
RW	L. Morrison	4	0	0	0	2	D	W. Hillman	8	0	0	0	0
RW	J. Sacco	4	0	0	0	0	D	K. Huffman	8	0	0	0	2
RW	D. Sarrazin	4	0	0	0	0	D	R. MacSweyn	8	0	0	0	6
LW	D. Sulliman	4	0	0	0	0	G	R. St. Croix	10	0	0	0	0
RW	N. Dimitrakos	5	0	0	0	2	*RW	A. Nodl	10	0	0	0	0
D	W. Huber	5	0	0	0	2	D	N. Barnes	12	0	0	0	8
D	D. Richter	5	0	0	0	21	LW	D. Hoyda	12	0	0	0	17
D	M. Stothers	5	0	0	0	11	G	D. Favell	16	0	0	0	2
C	A. Stratton	5	0	0	0	0	D	D. Stanley	17	0	0	0	30
G	K. Wregget	5	0	0	0	16	G	P. Peeters	20	0	0	0	2
G	S. Burke	6	0	0	0	0	G	B. Boucher	21	0	0	0	0
G	P. Myre	6	0	0	0	0	G	R. Cechmanek	23	0	0	0	0
D	M. Rathje	6	0	0	0	6	G	R. Esche	25	0	0	0	10
D	G. Smyth	6	0	0	0	40	G	B. Parent	63	0	0	0	8
G	J. Vanbiesbrouck	6	0	0	0	2							

\*Still active on Flyers roster

# FLYERS ALL-TIME PLAYOFF LEADERS 1967-2010

## POINTS BY POSITION

CENTER	GP	G	A	PTS
Bobby Clarke	136	42	77	119
Rick MacLeish	108	53	52	105
Eric Lindros	50	24	33	57
Ken Linseman	41	11	42	53
Rod Brind'Amour	57	24	27	51

## RIGHT WING

Tim Kerr	73	39	31	70
Reggie Leach	91	47	22	69
Rick Tocchet	95	27	33	60
Paul Holmgren	67	19	31	50
Mark Recchi	65	19	20	39

## LEFT WING

Brian Propp	116	52	60	112
Bill Barber	129	53	55	108
John LeClair	116	35	39	74
Simon Gagne	71	23	12	47
Ross Lonsberry	83	19	22	41

## DEFENSE

Mark Howe	82	8	45	53
Eric Desjardins	97	14	37	51
Bob Dailey	56	10	30	40
Jim Watson	101	5	34	39
Behn Wilson	43	8	24	32
Tom Bladen	78	8	24	32

## CATEGORY LEADERS

### GOAL LEADERS

Bill Barber	.....	53
Rick MacLeish	.....	53
Brian Propp	.....	52
Reggie Leach	.....	47
Bobby Clarke	.....	42

### ASSIST LEADERS

Bobby Clarke	.....	77
Brian Propp	.....	60
Bill Barber	.....	55
Rick MacLeish	.....	52
Mark Howe	.....	45

### GAMES PLAYED

Bobby Clarke	.....	136
Bill Barber	.....	129
John LeClair	.....	116
Brian Propp	.....	116
Rick MacLeish	.....	108
Andre Dupont	.....	108

### GOALTENDER WINS

Ron Hextall	.....	45
Bernie Parent	.....	35
*Brian Boucher	.....	17
Robert Esche	.....	13
Pelle Lindbergh	.....	12
Martin Biron	.....	11
Pete Peeters	.....	11

# FLYERS ALL-TIME PLAYOFF GAME-WINNING GOALS 1967-2010

Rick MacLeish .....	10#	Tom Bladon .....	1
Reggie Leach .....	8	*Braydon Coburn .....	1
John LeClair .....	8	Terry Crisp .....	1
*Danny Briere .....	7	J.J. Daigneault .....	1
Bobby Clarke .....	7	Rob DiMaio .....	1
Brian Propp .....	7	Kevin Dineen .....	1
Bill Barber .....	6	Pelle Eklund .....	1
Simon Gagne .....	6	Ruslan Fedotenko .....	1
Tim Kerr .....	6	Bill Flett .....	1
Rick Tocchet.....	6	Kevin Haller .....	1
Ken Linseman .....	5	Michal Handzus.....	1
Ross Lonsberry .....	5	Dale Hawerchuk .....	1
Ilkka Sinisalo .....	5	Al Hill .....	1
Eric Desjardins.....	4	Mark Howe .....	1
Gary Dornhoefer .....	4	Kim Johnsson .....	1
Eric Lindros .....	4	Sami Kapanen .....	1
Keith Primeau .....	4	Mike Knuble .....	1
Mel Bridgman .....	3	Joffrey Lupul .....	1
Orest Kindrachuk .....	3	Danny Markov .....	1
Dave Poulin .....	3	Scott Mellanby .....	1
Mark Recchi.....	3	Gord Murphy .....	1
Don Saleski .....	3	Don Nachbaur .....	1
Rod Brind'Amour .....	2	Janne Niinimaa .....	1
*Jeff Carter .....	2	Joel Otto .....	1
Murray Craven.....	2	Rosaire Paiement .....	1
Bob Dailey .....	2	Marcus Ragnarsson.....	1
Andy Delmore .....	2	*Mike Richards .....	1
Andre Dupont .....	2	Leon Rochefort .....	1
Karl Dykhuis.....	2	Kjell Samuelsson.....	1
Peter Forsberg .....	2	Dave Schultz .....	1
*Claude Giroux.....	2	Ron Sutter .....	1
Paul Holmgren .....	2	Chris Therien .....	1
Bob Kelly .....	2#	Mattias Timander .....	1
Trent Klatt .....	2	Scottie Upshall .....	1
Daymond Langkow .....	2	Jim Watson .....	1
*Ville Leino.....	2	Justin Williams .....	1
Brad McCrimmon.....	2	Dmitry Yushkevich .....	1
Shjon Podein .....	2	Alexei Zhamnov .....	1
Jeremy Roenick .....	2	Valeri Zelepukin.....	1
Derrick Smith.....	2	Dainius Zubrus.....	1
R.J. Umberger .....	2		
Behn Wilson .....	2	# INCLUDES STANLEY CUP WINNER	
Peter Zezel.....	2	*STILL ACTIVE ON FLYERS ROSTER	
Shawn Antoski .....	1		
Arron Asham.....	1		
Todd Bergen.....	1		
Craig Berube .....	1		
Don Blackburn .....	1		

# FLYERS PLAYOFF RECORDS 1967-2010

## FLYERS STANLEY CUP RECORDS

YEARS IN PLAYOFFS	— 34 of 42 years (of play)
GAMES PLAYED	— 392
GAMES WON	— 205
GAMES LOST	— 187
SERIES PLAYED	— 73
SERIES WON	— 41
SERIES LOST	— 32
FINALS APPEARANCES	— 8

## CHRONOLOGY...

1968	FLYERS LOST QUARTERFINAL SERIES TO ST. LOUIS, 4-3
1969	FLYERS LOST QUARTERFINAL SERIES TO ST. LOUIS, 4-0
1970	FLYERS MISSED PLAYOFFS
1971	FLYERS LOST QUARTERFINAL SERIES TO CHICAGO, 4-0
1972	FLYERS MISSED PLAYOFFS
1973	FLYERS WON QUARTERFINAL SERIES FROM MINNESOTA, 4-2 FLYERS LOST SEMIFINAL SERIES TO MONTREAL, 4-1
1974	FLYERS WON QUARTERFINAL SERIES FROM ATLANTA, 4-0 FLYERS WON SEMIFINAL SERIES FROM NY ISLANDERS, 4-3 FLYERS WON FINAL SERIES FROM BOSTON, 4-2 FOR THE STANLEY CUP
1975	FLYERS WON QUARTERFINAL SERIES FROM TORONTO, 4-0 FLYERS WON SEMIFINAL SERIES FROM NY ISLANDERS, 4-3 FLYERS WON FINAL SERIES FROM BUFFALO, 4-2 FOR THE STANLEY CUP
1976	FLYERS WON QUARTERFINAL SERIES FROM TORONTO, 4-3 FLYERS WON SEMIFINAL SERIES FROM BOSTON, 4-1 FLYERS LOST FINAL SERIES TO MONTREAL, 4-0
1977	FLYERS WON QUARTERFINAL SERIES FROM TORONTO, 4-2 FLYERS LOST SEMIFINAL SERIES TO BOSTON, 4-0
1978	FLYERS WON PRELIMINARY SERIES FROM COLORADO, 2-0 FLYERS WON QUARTERFINAL SERIES FROM BUFFALO, 4-1 FLYERS LOST SEMIFINAL SERIES TO BOSTON, 4-1
1979	FLYERS WON PRELIMINARY SERIES FROM VANCOUVER, 2-1 FLYERS LOST QUARTERFINAL SERIES TO NY RANGERS, 4-1
1980	FLYERS WON PRELIMINARY SERIES FROM EDMONTON, 3-0 FLYERS WON QUARTERFINAL SERIES FROM NY RANGERS, 4-1 FLYERS WON SEMIFINAL SERIES FROM MINNESOTA, 4-1 FLYERS LOST FINAL SERIES TO NY ISLANDERS, 4-2
1981	FLYERS WON PRELIMINARY SERIES FROM QUEBEC, 3-2 FLYERS LOST QUARTERFINAL SERIES TO CALGARY, 4-3
1982	FLYERS LOST DIVISIONAL SEMIFINAL SERIES TO NY RANGERS, 3-1
1983	FLYERS LOST DIVISIONAL SEMIFINAL SERIES TO NY RANGERS, 3-0
1984	FLYERS LOST DIVISIONAL SEMIFINAL SERIES TO WASHINGTON, 3-0
1985	FLYERS WON DIVISIONAL SEMIFINAL SERIES FROM NY RANGERS, 3-0 FLYERS WON DIVISIONAL FINAL SERIES FROM NY ISLANDERS, 4-1 FLYERS WON CONFERENCE FINAL SERIES FROM QUEBEC, 4-2 FLYERS LOST FINAL SERIES TO EDMONTON, 4-1
1986	FLYERS LOST DIVISIONAL SEMIFINAL SERIES TO NY RANGERS, 3-2
1987	FLYERS WON DIVISIONAL SEMIFINAL SERIES FROM NY RANGERS, 4-2 FLYERS WON DIVISIONAL FINAL SERIES FROM NY ISLANDERS, 4-3 FLYERS WON CONFERENCE FINAL SERIES FROM MONTREAL, 4-2 FLYERS LOST FINAL SERIES TO EDMONTON, 4-3
1988	FLYERS LOST DIVISIONAL SEMIFINAL SERIES TO WASHINGTON, 4-3
1989	FLYERS WON DIVISIONAL SEMIFINAL SERIES FROM WASHINGTON, 4-2 FLYERS WON DIVISIONAL FINAL SERIES FROM PITTSBURGH, 4-3 FLYERS LOST CONFERENCE FINAL SERIES TO MONTREAL, 4-2
1990	FLYERS MISSED PLAYOFFS
1991	FLYERS MISSED PLAYOFFS
1992	FLYERS MISSED PLAYOFFS
1993	FLYERS MISSED PLAYOFFS
1994	FLYERS MISSED PLAYOFFS

1995	FLYERS WON CONFERENCE QUARTERFINAL SERIES FROM BUFFALO, 4-1 FLYERS WON CONFERENCE SEMIFINAL SERIES FROM NY RANGERS, 4-0 FLYERS LOST CONFERENCE FINAL TO NEW JERSEY, 4-2
1996	FLYERS WON CONFERENCE QUARTERFINAL SERIES FROM TAMPA BAY, 4-2 FLYERS LOST CONFERENCE SEMIFINAL SERIES TO FLORIDA, 4-2
1997	FLYERS WON CONFERENCE QUARTERFINAL SERIES FROM PITTSBURGH, 4-1 FLYERS WON CONFERENCE SEMIFINAL SERIES FROM BUFFALO, 4-1 FLYERS WON CONFERENCE FINAL SERIES FROM NY RANGERS, 4-1 FLYERS LOST FINAL SERIES TO DETROIT, 4-0
1998	FLYERS LOST CONFERENCE QUARTERFINAL SERIES TO BUFFALO, 4-1
1999	FLYERS LOST CONFERENCE QUARTERFINAL SERIES TO TORONTO, 4-2
2000	FLYERS WON CONFERENCE QUARTERFINAL SERIES FROM BUFFALO, 4-1 FLYERS WON CONFERENCE SEMIFINAL SERIES FROM PITTSBURGH, 4-2 FLYERS LOST CONFERENCE FINAL SERIES TO NEW JERSEY, 4-3
2001	FLYERS LOST CONFERENCE QUARTERFINAL SERIES TO BUFFALO, 4-2
2002	FLYERS LOST CONFERENCE QUARTERFINAL SERIES TO OTTAWA, 4-1
2003	FLYERS WON CONFERENCE QUARTERFINAL SERIES FROM TORONTO, 4-3 FLYERS LOST CONFERENCE SEMIFINAL SERIES TO OTTAWA, 4-2
2004	FLYERS WON CONFERENCE QUARTERFINAL SERIES FROM NEW JERSEY, 4-1 FLYERS WON CONFERENCE SEMIFINAL SERIES FROM TORONTO, 4-2 FLYERS LOST CONFERENCE FINAL SERIES TO TAMPA BAY, 4-3
2006	FLYERS LOST CONFERENCE QUARTERFINAL SERIES TO BUFFALO, 4-2
2007	FLYERS MISSED PLAYOFFS
2008	FLYERS WON CONFERENCE QUARTERFINAL SERIES FROM WASHINGTON, 4-3 FLYERS WON CONFERENCE SEMIFINAL SERIES FROM MONTREAL, 4-1 FLYERS LOST CONFERENCE FINAL SERIES TO PITTSBURGH, 4-1
2009	FLYERS LOST CONFERENCE QUARTERFINAL SERIES TO PITTSBURGH, 4-2
2010	FLYERS WON CONFERENCE QUARTERFINAL SERIES FROM NEW JERSEY, 4-1 FLYERS WON CONFERENCE SEMIFINAL SERIES FROM BOSTON, 4-3 FLYERS WON CONFERENCE FINAL SERIES FROM MONTREAL, 4-1 FLYERS LOST FINAL SERIES TO CHICAGO, 4-2

## TEAM RECORDS: PLAYOFF STREAKS

### LONGEST...

WIN STREAK — 8 GAMES

1974 Finals #6 through 1975 Semifinals #3  
May 19, 1974 through May 4, 1975

WIN STREAK AT HOME — 13 GAMES

1974 Quarterfinals #1 through 1975 Semifinals #2  
April 9, 1974 through May 1, 1975

WIN STREAK ON ROAD — 5 GAMES

1995 Conference Quarterfinals #4 through Conference Finals #4  
May 12, 1995 through June 10, 1995

1997 Conference Semifinals #1 through Conference Finals #4  
May 3, 1997 through May 23, 1997

2000 Conference Semifinals #3 through Conference Finals #4  
May 2, 2000 through May 20, 2000

LOSING STREAK — 10 GAMES

1968 Quarterfinals #7 through 1973 Quarterfinals #1  
April 18, 1968 through April 4, 1973

LOSING STREAK AT HOME — 6 GAMES

1981 Quarterfinals #7 through 1984 Division Semifinals #3  
April 26, 1981 through April 7, 1984

LOSING STREAK ON ROAD — 7 GAMES

1980 Finals #3 through 1981 Quarterfinals #4  
May 17, 1980 through April 20, 1981

# FLYERS PLAYOFF RECORDS 1967-2010

## TEAM RECORDS: PLAYOFF YEAR

### **MOST...**

GAMES PLAYED*	– 26,	1987
GOALS	– 85,	1974
ASSISTS	– 132,	1987
GOALS AGAINST	– 73,	1987
PENALTY MINUTES	– 714,	1987
POWER PLAY GOALS	– 23,	2010
SHORTHANDED GOALS	– 8,	1989
SHUTOUTS	– 5,	1975, 2010

## TEAM RECORDS: PLAYOFF SERIES

### **MOST...**

GOALS – 33	vs. Toronto, 1976 Quarterfinals
GOALS, TWO-GAME SERIES – 6	vs. Colorado, 1978 Preliminary series
GOALS, THREE-GAME SERIES – 15	vs. Vancouver, 1979 Preliminary series
GOALS, FOUR-GAME SERIES – 18	vs. Toronto, 1975 Quarterfinals vs. NY Rangers, 1995 Conference Semifinals
GOALS, FIVE-GAME SERIES – 27	vs. Minnesota, 1980 Semifinals
GOALS, SIX-GAME SERIES – 26	vs. Tampa Bay, 1996 Conference Quarterfinals
GOALS, SEVEN-GAME SERIES – 33	vs. Toronto, 1976 Quarterfinals
GOALS AGAINST – 28	vs. NY Rangers, 1979 Quarterfinals
GOALS AGAINST, TWO-GAME SERIES – 3	vs. Colorado, 1978 Preliminary series
GOALS AGAINST, THREE-GAME SERIES – 18	vs. NY Rangers, 1983 Preliminary series
GOALS AGAINST, FOUR-GAME SERIES – 20	vs. Chicago, 1971 Quarterfinals
GOALS AGAINST, FIVE-GAME SERIES – 28	vs. NY Rangers, 1979 Quarterfinals
GOALS AGAINST, SIX-GAME SERIES – 26	vs. NY Islanders, 1980 Finals
GOALS AGAINST, SEVEN-GAME SERIES – 33	vs. Toronto, 1976 Quarterfinals
GOALS, BOTH TEAMS – 56	vs. Toronto (FLYERS 33/Toronto 23), 1976 Quarterfinals
GOALS, BOTH TEAMS, TWO-GAME SERIES – 9	vs. Colorado (FLYERS 6/Colorado 3), 1978 Preliminary series
GOALS, BOTH TEAMS, THREE-GAME SERIES – 27	vs. NY Rangers (FLYERS 9/Rangers 18), 1983 Division Semifinals
GOALS, BOTH TEAMS, FOUR-GAME SERIES – 34	vs. NY Rangers (Rangers 19/FLYERS 15), 1982 Division Semifinals
GOALS, BOTH TEAMS, FIVE-GAME SERIES – 41	vs. Minnesota (FLYERS 27/Minnesota 14), 1980 Semifinals
GOALS, BOTH TEAMS, SIX-GAME SERIES – 51	vs. NY Islanders (Islanders 26/FLYERS 25), 1980 Finals
GOALS, BOTH TEAMS, SEVEN-GAME SERIES – 56	vs. Toronto (FLYERS 33/Toronto 23), 1976 Quarterfinals

### PENALTIES – 95

vs. Washington, 1988 Division Semifinals

### PENALTIES BY OPPONENT – 82

vs. Washington, 1988 Division Semifinals

### PENALTIES, BOTH TEAMS – 177

vs. Washington, 1988 Division Semifinals

### PENALTY MINUTES – 298

vs. Washington, 1988 Division Semifinals

### PENALTY MINUTES BY OPPONENT – 230

vs. Toronto, 1976 Quarterfinals

### PENALTY MINUTES, BOTH TEAMS – 525

vs. Toronto, 1976 Quarterfinals

### POWER PLAY GOALS – 11

vs. Pittsburgh, 1989 Division Finals

### POWER PLAY GOALS AGAINST\*\* – 15

vs. NY Islanders, 1980 Finals

### POWER PLAY GOALS, BOTH TEAMS\*\* – 21

vs. NY Islanders (Islanders 15/FLYERS 6), 1980 Finals  
vs. Pittsburgh (FLYERS 11/Pittsburgh 10), 1989 Division Finals

### SHORTHANDED GOALS – 4

vs. Pittsburgh, 1989 Division Finals

### SHUTOUTS – 3

vs. Montreal, 2010 Conf. Finals

### SHUTOUTS AGAINST – 3

vs. Ottawa, 2002 Eastern Conference Quarterfinals

### **FEWEST...**

#### GOALS – 2

vs. Ottawa, 2002 Eastern Conference Quarterfinals

#### GOALS, TWO-GAME SERIES – 6

vs. Colorado, 1978 Preliminary series

#### GOALS, THREE-GAME SERIES – 5

vs. Washington, 1984 Division Semifinals

#### GOALS, FOUR-GAME SERIES – 3

vs. St. Louis, 1969 Quarterfinals

#### GOALS, FIVE-GAME SERIES\* – 2

vs. Ottawa, 2002 Eastern Conference Quarterfinals

#### GOALS, SIX-GAME SERIES – 10

vs. Ottawa, 2003 Eastern Conference Semifinals

#### GOALS, SEVEN-GAME SERIES – 15

vs. New Jersey, 2000 Conference Finals

#### GOALS AGAINST – 3

vs. Colorado, 1978 Preliminary series

#### GOALS AGAINST, TWO-GAME SERIES – 3

vs. Colorado, 1978 Preliminary series

#### GOALS AGAINST, THREE-GAME SERIES – 6

vs. Edmonton, 1980 Preliminary series

#### GOALS AGAINST, FOUR-GAME SERIES – 6

vs. Atlanta, 1974 Quarterfinals  
vs. Toronto, 1975 Quarterfinals

#### GOALS AGAINST, FIVE-GAME SERIES – 7

vs. Montreal, 2010 Conf. Finals  
vs. NY Rangers, 1980 Quarterfinals

#### GOALS AGAINST, SIX-GAME SERIES – 9

vs. Toronto, 1999 Conference Quarterfinals

#### GOALS AGAINST, SEVEN-GAME SERIES – 16

vs. NY Islanders, 1975 Semifinals  
vs. Toronto, 2003 Eastern Conference Quarterfinals



# FLYERS PLAYOFF RECORDS 1967-2010

**GOALS, BOTH TEAMS – 9**  
vs. Colorado (FLYERS 6/Colorado 3), 1978 Preliminary series

**GOALS, BOTH TEAMS, TWO-GAME SERIES – 9**  
vs. Colorado (FLYERS 6/Colorado 3), 1978 Preliminary series

**GOALS, BOTH TEAMS, THREE-GAME SERIES – 18**  
vs. Edmonton (FLYERS 12/Edmonton 6), 1980 Preliminary series

**GOALS, BOTH TEAMS, FOUR-GAME SERIES – 20**  
vs. St. Louis (St. Louis 17/FLYERS 3), 1969 Quarterfinals

**GOALS, BOTH TEAMS, FIVE-GAME SERIES – 13**  
vs. Ottawa (FLYERS 2/Senators 11),  
2002 Eastern Conference Quarterfinals

**GOALS, BOTH TEAMS, SIX-GAME SERIES – 20**  
vs. Toronto (FLYERS 11/Toronto 9), 1999 Conference Quarterfinals

**GOALS, BOTH TEAMS, SEVEN-GAME SERIES – 33**  
vs. New Jersey (New Jersey 18/FLYERS 15), 2000 Conference Finals

**PENALTY MINUTES – 29**  
vs. Colorado, 1978 Preliminary series

## TEAM RECORDS: PLAYOFF GAME

**MOST...**

**DECISIVE WIN – 7-0**  
vs. Minnesota, 1980 Semifinals #2, May 1, 1980

**DECISIVE WIN AT HOME – 7-0**  
vs. Minnesota, 1980 Semifinals #2, May 1, 1980 DECISIVE WIN ON ROAD – 7-1  
vs. NY Rangers, 1986 Division Semifinals #4, April 14, 1986

**DECISIVE LOSS – 8-0**  
at Buffalo, 2001 Conf. Quarterfinals #6, April 21, 2001

**DECISIVE LOSS AT HOME – 7-1**  
vs. NY Rangers, 1979 Quarterfinals #2, April 18, 1979

**DECISIVE LOSS ON ROAD – 8-0**  
at Buffalo, 2001 Conf. Quarterfinals #6, April 21, 2001

**GOALS – 9**  
vs. Calgary, 1981 Quarterfinals #5, April 22, 1981

**GOALS AGAINST – 10**  
vs. Pittsburgh, 1989 Division Finals, #5, April 25, 1989

**GOALS, BOTH TEAMS – 17**  
at Pittsburgh (Pittsburgh 10/FLYERS 7), 1989 Division Finals, #5, April 25, 1989

**POWER PLAY GOALS, BOTH TEAMS – 7**  
vs. NY Rangers, 1985 Division Semifinals #3, April 13, 1985 at New York, FLYERS 6 (4 PP goals), Rangers 5 (3 PP goals)

**PENALTY MINUTES – 107**  
vs. Toronto, 1976 Quarterfinals #3, April 15, 1976

**PENALTY MINUTES BY OPPONENT – 94**  
vs. Toronto, 1976 Quarterfinals #6, April 22, 1976

**PENALTY MINUTES, BOTH TEAMS – 185**  
vs. Toronto (Toronto 94/FLYERS 91), 1976 Quarterfinals #6, April 22, 1976

**SHOTS ON GOAL – 53**  
at Pittsburgh, 1997 Conference Quarterfinals #3, April 21, 1997

**SHOTS ON GOAL AGAINST – 64**  
vs. St. Louis, 1968 Quarterfinals #6, April 16, 1968

**SHOTS ON GOAL DURING AN OVERTIME GAME – 75**  
at Toronto (3-OT), 2003 Conference Quarterfinals #4 April 16, 2003

**SHOTS ON GOAL, BOTH TEAMS – 107**  
vs. St. Louis (St. Louis 64/FLYERS 43), 1968 Quarterfinals #6, April 16, 1968

**SHOTS ON GOAL DURING AN OVERTIME GAME,**

**BOTH TEAMS – 130**  
at Pittsburgh – SOT (FLYERS 72/Pittsburgh 58) 2000 Conference Semifinal #4, May 4, 2000

## FEWEST...

**SHOTS ON GOAL – 13**  
at New Jersey, 2000 Conference Final #6, May 24, 2000

**SHOTS ON GOAL, BOTH TEAMS – 33**  
vs. Florida (FLYERS 18/Florida 15) 1996 Conference Semifinals #1, May 2, 1996

## FASTEST...

**TWO GOALS, FLYERS – 13 seconds**  
vs. Toronto, GARY DORNHOEFER, 11:24 of 2nd period and DON SALESKI, 11:37 of 2nd period. 1976 Quarterfinals, Game 5, April 20, 1976

**THREE GOALS, BOTH TEAMS – 31 SECONDS**  
vs. Edmonton, Wayne Gretzky, 1:10 of 1st period Wayne Gretzky, 1:25 of 1st period DERRICK SMITH, 1:41 of 1st period 1985 Finals #3, May 25, 1985

**FOUR GOALS, BOTH TEAMS\* – 1 minute 33 seconds**  
vs. Toronto, DON SALESKI, 10:03 of 2nd period Bob Neely, 10:42 of 2nd period GARY DORNHOEFER, 11:24 of 2nd period DON SALESKI, 11:37 of 2nd period 1976 Quarterfinals #5, April 20, 1976

**FIVE GOALS, BOTH TEAMS – 3 minutes 20 seconds**  
vs. Minnesota, Paul Shmyr, 13:20 of 1st period Steve Christoff, 13:59 of 1st period KEN LINSEMAN, 14:54 of 1st period TOM GORENCE, 15:36 of 1st period KEN LINSEMAN, 16:40 of 1st period 1980 Semifinals #1, April 29, 1980

## LONGEST...

**GAME – 152 minutes, 1 second**  
at Pittsburgh, 2000 Conference Semifinal #4, May 4, 2000

**GAME AT HOME – 90 minutes 7 seconds**  
vs. Boston, 1977 Semifinals #2, April 26, 1977

**GAME ON ROAD – 152 minutes, 1 second**  
at Pittsburgh, 2000 Conference Semifinal #4, May 4, 2000

## TEAM RECORDS FOR ONE PERIOD

### MOST...

**GOALS – 5**  
vs. Toronto, 2nd period, 1976 Quarterfinals #7, April 25, 1976  
vs. Calgary, 1st period, 1981 Quarterfinals #5, April 22, 1981  
vs. NY Rangers, 2nd period, 1985 Division Semifinals #3, April 13, 1985  
vs. NY Rangers, 2nd period, 1986 Division Semifinals #4, April 14, 1986  
vs. NY Rangers, 3rd period, 1987 Division Semifinals #2, April 9, 1987

**GOALS AGAINST – 6**  
vs. NY Rangers, 3rd period, 1979 Quarterfinals #5, April 24, 1979  
vs. Pittsburgh, 1st period, 1989 Division Finals #5, April 25, 1989

**GOALS, BOTH TEAMS\*\* – 9**  
vs. NY Rangers (Rangers 6/FLYERS 3), 3rd period, 1979 Quarterfinals #5, April 24, 1979

**SHOTS ON GOAL, HOME – 20**  
vs. Toronto, 2nd period, 1976 Quarterfinals #7, April 25, 1976  
vs. Minnesota, 2nd period, 1980 Semifinals #2, May 1, 1980

**SHOTS ON GOAL, AWAY – 28**  
at Pittsburgh 1997 Conference Quarterfinals #3, April 21, 1997

**SHOTS ON GOAL AGAINST, HOME – 20**  
vs. Pittsburgh, 2nd period, 2009 Conference Quarterfinals #6, April 25, 2009

# FLYERS PLAYOFF RECORDS 1967-2010

## SHOTS ON GOAL AGAINST, AWAY – 27

- vs. Toronto, 2nd period, 1976 Quarterfinals #3, April 15, 1976
- vs. Islanders, 2nd period, 1985 Division Finals #3, April 23, 1985

## SHOTS ON GOAL, BOTH TEAMS – 39

- at Pittsburgh, (FLYERS 28/Pittsburgh 11), 1st period, 1997 Conference Quarterfinals #3, April 21, 1997

## FEWEST...

### SHOTS ON GOAL – 1

- vs. NY Rangers, 1st overtime period, 1979 Quarterfinals #1, April 16, 1979
- vs. NY Islanders, 1st overtime period, 1980 Finals #1, May 13, 1980
- vs. Quebec, 1st overtime period, 1981 Preliminary series #4, April 12, 1981
- vs. Toronto, 2nd period, 2004 Conference Semifinals #2, April 25, 2004

### SHOTS ON GOAL, 20-MINUTE PERIOD – 1

- vs. Toronto, 2nd period, 2004 Conference Semifinals #2, April 25, 2004

### SHOTS ON GOAL AGAINST\*\* – 0

- vs. Colorado, 1st overtime period, 1978 Preliminary series #1, April 11, 1978

### SHOTS ON GOAL AGAINST, 20-MINUTE PERIOD – 1

- vs. Boston, 3rd period, 1977 Semifinals #2, April 26, 1977 at Montreal, 2nd period, 2010 Conf. Final #4, May

## INDIVIDUAL RECORDS: PLAYOFF CAREER

### MOST...

#### POINTS – 119

- Bobby Clarke

#### ASSISTS – 77

- Bobby Clarke

#### PENALTY MINUTES – 363

- Dave Schultz

#### GOALS – 53

- Rick MacLeish
- Bill Barber

#### YEARS IN PLAYOFFS – 13

- Bobby Clarke

#### GAMES PLAYED – 136

- Bobby Clarke

#### HAT TRICKS – 3

- Rick MacLeish
- Tim Kerr

## INDIVIDUAL RECORDS: PLAYOFF YEAR

### MOST...

#### ASSISTS – 20

- Pelle Eklund, 1987

#### GOALS\*\* – 19

- Reggie Leach, 1976

#### POINTS – 30

- Danny Briere, 2010

#### PENALTY MINUTES – 139

- Dave Schultz, 1974

#### SHORTHANDED GOALS\*\* – 3

- Bill Barber, 1980

#### HAT TRICKS – 2

- Rick MacLeish, 1975

#### SHUTOUTS – 4

- Bernie Parent, 1975

#### MINUTES PLAYED BY A GOALIE – 1,540

- Ron Hextall, 1987

## INDIVIDUAL RECORDS: PLAYOFF SERIES

### MOST...

#### ASSISTS – 9

- Danny Briere vs. Chicago, 2010 Stanley Cup Final

#### ASSISTS AGAINST – 9

- Darryl Sittler, Toronto, 1977 Quarterfinals

#### GOALS – 10

- Tim Kerr vs. Pittsburgh, 1989 Division Finals

#### POWER PLAY GOALS – 5

- Tim Kerr vs. Pittsburgh, 1989 Division Finals

#### SHORTHANDED GOALS\*\* – 3

- Bill Barber vs. Minnesota, 1980 Semifinals

#### GOALS AGAINST – 7

- Wayne Gretzky, Edmonton, 1985 Finals

#### PENALTY MINUTES\* – 116

- Dave Schultz vs. Toronto, 1976 Quarterfinals

#### PENALTY MINUTES BY OPPONENT – 72

- Dave Williams, Toronto, 1976 Quarterfinals

#### POINTS – 12

- Danny Briere (3G,9A) vs. Chicago, 2010 Stanley Cup Final
- Bill Barber (9G,3A), vs. Minnesota, 1980 Semifinals

#### POINTS AGAINST – 11

- Mike Bossy, NY Islanders (4 Goals/7 Assists), 1980 Finals
- Darryl Sittler, Toronto (2 Goals/9 Assists), 1977 Quarterfinals
- Wayne Gretzky, Edmonton (7 Goals/4 Assists), 1985 Finals

#### SHUTOUTS – 3

- Michael Leighton vs. Montreal, 2010 Conf. Finals

## INDIVIDUAL RECORDS: PLAYOFF GAME

### MOST...

#### ASSISTS – 4

- Bobby Clarke vs. Boston, 1976 Semifinal #5, May 6, 1976
- Bob Dailey vs. Minnesota, 1980 Semifinal #2, May 1, 1980
- Ken Linseman vs. Calgary, 1981 Quarterfinal #5, April 22, 1981
- Brian Propp vs. Edmonton, 1987 Final #5, May 26, 1987
- Mark Recchi vs. Pittsburgh, 2000 Conference Semifinal #5, May 7, 2000
- Matt Carle vs. Boston, 2010 Conference Semifinal #4, May 7, 2010

#### GOALS\*\* – 5

- Reggie Leach vs. Boston, 1976 Semifinals #5, May 6, 1976

#### GOALS AGAINST\*\* – 5

- Darryl Sittler, Toronto, 1976 Quarterfinals #6, April 22, 1976
- Mario Lemieux, Pittsburgh, 1989 Division Finals #5, April 25, 1989

#### PENALTY MINUTES\* – 42

- Dave Schultz vs. Toronto, 1976 Quarterfinals #6, April 22, 1976

#### PENALTY MINUTES BY OPPONENT – 34

- Dave Williams, Toronto, Quarterfinals #6, April 22, 1976

#### POINTS – 5

- Reggie Leach (5 Goals/0 Assists) vs. Boston, 1976 Semifinals #5, May 6, 1976
- Bob Dailey (1 Goal/4 Assists) vs. Minnesota, 1980 Semifinals #2, May 1, 1980
- Mark Recchi (1 Goal/4 Assists) vs. Pittsburgh, 2000 Conference Semifinals #5, May 7, 2000

#### POINTS AGAINST\*\* – 8

- Mario Lemieux, Pittsburgh (5 Goals/3 Assists), 1989 Division Finals #5, April 25, 1989

#### POWER PLAY GOALS\*\* – 3

- Tim Kerr vs. NY Rangers, 2nd period, 1985 Division Semifinals #3, April 13, 1985

# FLYERS PLAYOFF RECORDS 1967-2010

## **FASTEST...**

TWO GOALS – 41 seconds

Eric Lindros at Buffalo, 8:32 of 2nd period, 9:13 of 2nd period, 1997  
Conference Semifinals #5, May 11, 1997

THREE GOALS – 3 minutes 24 seconds

Tim Kerr vs NY Rangers, 14:58 of 2nd period, 16:42 of 2nd period, 18:22  
of 2nd period, 1985 Division Semifinals #3, April 13, 1985

FOUR GOALS\* – 8 minutes 16 seconds

Tim Kerr vs. NY Rangers, 10:06 of 2nd period, 14:58 of 2nd period, 16:42  
of 2nd period, 18:22 of 2nd period, 1985 Division Semifinals #3,  
April 13, 1985

## **INDIVIDUAL RECORDS: PLAYOFF PERIOD**

---

### **MOST...**

ASSISTS\*\* – 3

Barry Ashbee vs. Minnesota, 2nd period,  
1973 Quarterfinals #2, April 5, 1973  
Ken Linseman vs. Calgary, 1st period,  
1981 Quarterfinals #5, April 22, 1981  
Peter Zedel vs. NY Rangers, 2nd period,  
1985 Division Semifinals #3, April 13, 1985  
Tim Kerr vs. NY Islanders, 1st period,  
1985 Division Finals #2, April 21, 1985  
Paul Coffey vs. Buffalo, 1st period,  
1997 Conference Semifinals #3, May 7, 1997  
Rod Brind'Amour at Buffalo, 2nd period,  
1997 Conference Semifinals #5, May 11, 1997

GOALS\*\* – 4

Tim Kerr at NY Rangers, 2nd period,  
1985 Division Semifinals #3, April 13, 1985

POWER PLAY GOALS\* – 3

Tim Kerr at NY Rangers, 2nd period,  
1985 Division Semifinals #3, April 13, 1985

POINTS\*\* – 4

Tim Kerr at NY Rangers, 2nd period,  
1985 Division Semifinals #3, April 13, 1985

## **INDIVIDUAL RECORDS: MISCELLANEOUS**

---

LOWEST GOALS AGAINST AVERAGE, PLAYOFF YEAR –

1.35 Bernie Parent, 1968

MOST CONSECUTIVE GAMES SCORING A GOAL\* – 10

Reggie Leach, April 17, 1976 to May 9, 1976

FASTEST GOAL FROM START OF PERIOD (other than first)\* – 6 sec.

Pelle Eklund, 2nd period, 1989 Division Finals #5, April 25, 1989

\*NHL Record \*\*Ties NHL Record

# FLYERS SEVENTH GAME PLAYOFF RESULTS 1967-2009

## The Flyers are 8-6 in 7th Games

April 18, 1968	St. Louis	3	at	FLYERS	1
May 5, 1974	NY Rangers	3	at	FLYERS	4
May 13, 1975	NY Islanders	1	at	FLYERS	4
April 25, 1976	Toronto	3	at	FLYERS	7
April 26, 1981	Calgary	4	at	FLYERS	1
May 2, 1987	NY Islanders	1	at	FLYERS	5
May 31, 1987	FLYERS	1	at	Edmonton	3
April 16, 1988	FLYERS	4	at	Washington	5 (OT)
April 29, 1989	FLYERS	4	at	Pittsburgh	1
May 26, 2000	New Jersey	2	at	FLYERS	1
April 22, 2003	Toronto	1	at	FLYERS	6
May 22, 2004	FLYERS	1	at	Tampa Bay	2
April 22, 2008	FLYERS	3	at	Washington	2 (OT)
May 14, 2010	FLYERS	4	at	Boston	3

## ADDITIONAL SERIES DECIDING GAME RESULTS 1967-2008

April 14, 1979	Vancouver	2	at	FLYERS	7	FLYERS win Preliminary Round, 2-1
April 14, 1981	Quebec	2	at	FLYERS	5	FLYERS win Preliminary Round, 3-2
April 15, 1986	NY Rangers	5	at	FLYERS	2	Rangers win Preliminary Round, 3-2

# FLYERS BEST-OF-SEVEN PLAYOFF SERIES RECORDS

Record in:	Game 1 30-34	Game 2 35-29	Game 3 32-32	Game 4 33-31	Game 5 34-22	Game 6 17-18	Game 7 8-6
Series Record When Winning:	Game 1 22-8	Game 2 28-7	Game 3 23-10	Game 4 23-9	Game 5 27-7	Game 6 13-4	Next Round *
Series Record When Losing:	14-20	8-21	13-18	13-19	6-16	6-12	

\* After winning Game 7, the Flyers have won the following series six times (6-2)

	<b>Leading 1-0</b>	<b>Trailing 0-1</b>		
Flyers Game 2 Record When:	18-12	18-16		
Flyers Series Record When:	22-8	14-20		
	<b>Leading 2-0</b>	<b>Trailing 0-2</b>	<b>Tied 1-1</b>	
Flyers Game 3 Record When:	10-7	9-7	14-17	
Flyers Series Record When:	17-0	3-13	16-15	
	<b>Leading 3-0</b>	<b>Leading 2-1</b>	<b>Trailing 0-3</b>	<b>Trailing 1-2</b>
Flyers Game 4 Record When:	3-7	14-7	2-5	13-13
Flyers Series Record When:	10-0	18-3	1-6	7-19
	<b>Leading 3-1</b>	<b>Trailing 3-1</b>	<b>Tied 2-2</b>	
Flyers Game 5 Record When:	14-7	8-7	12-8	
Flyers Series Record When:	19-2	1-14	13-7	
	<b>Leading 3-2</b>	<b>Trailing 3-2</b>		
Flyers Game 6 Record When:	11-8	6-10		
Flyers Series Record When:	17-2	2-14		

Flyers Record when facing elimination: \*28-34

\*Includes best-of-three and best-of-five series

# FLYERS PLAYOFF OVERTIME RESULTS 1967-2010

GOAL SCORER	DATE	SCORE	OPPONENT	TIME	RECORD
Larry Keenan	Apr. 10, 1968	2-3	@ St. Louis	24:10	0-1
Don Blackburn	Apr. 16, 1968	2-1	@ St. Louis	31:18	1-1
Gary Dornhoefer	Apr. 10, 1973	3-2	vs. Minnesota	8:35	2-1
Rick MacLeish	Apr. 14, 1973	5-4	@ Montreal	2:56	3-1
Larry Robinson	Apr. 16, 1973	3-4	@ Montreal	6:45	3-2
Dave Schultz	Apr. 14, 1974	4-3	@ Atlanta	5:40	4-2
Rod Gilbert	Apr. 28, 1974	1-2	@ NY Rangers	4:20	4-3
Bobby Clarke	May 9, 1974	3-2	@ Boston	12:01	5-3
Andre Dupont	Apr. 19, 1975	4-3	@ Toronto	1:45	6-3
Bobby Clarke	May 1, 1975	5-4	vs. NY Islanders	2:56	7-3
Jude Drouin	May 7, 1975	3-4	@ NY Islanders	1:53	7-4
Rene Robert	May 20, 1975	4-5	@ Buffalo	18:29	7-5
Reggie Leach	Apr. 29, 1976	2-1	vs. Boston	13:38	8-5
Rick MacLeish	Apr. 15, 1977	4-3	@ Toronto	2:55	9-5
Reggie Leach	Apr. 17, 1977	6-5	@ Toronto	19:10	10-5
Rick Middleton	Apr. 24, 1977	3-4	vs. Boston	2:57	10-6
Terry O'Reilly	Apr. 26, 1977	4-5	vs. Boston	30:07	10-7
Mel Bridgman	Apr. 11, 1978	3-2	vs. Colorado	0:23	11-7
Rick Middleton	May 2, 1978	2-3	@ Boston	1:43	11-8
Ken Linseman	Apr. 16, 1979	3-2	vs. NY Rangers	10:44	12-8
Bobby Clarke	Apr. 8, 1980	4-3	vs. Edmonton	8:06	13-8
Ken Linseman	Apr. 11, 1980	3-2	@ Edmonton	23:56	14-8
Denis Potvin	May 13, 1980	3-4	vs. NY Islanders	4:07	14-9
Bobby Nystrom	May 24, 1980	4-5	@ NY Islanders	7:11	14-10
Dale Hunter	Apr. 12, 1981	3-4	@ Quebec	0:37	14-11
Mark Howe	Apr. 10, 1985	5-4	vs. NY Rangers	8:01	15-11
Peter Statsny	May 5, 1985	1-2	@ Quebec	6:20	15-12
Ilkka Sinisalo	May 4, 1987	4-3	vs. Montreal	9:11	16-12
Jari Kurri	May 20, 1987	2-3	@ Edmonton	6:50	16-13
Murray Craven	Apr. 10, 1988	5-4	vs. Washington	1:18	17-13
Dale Hunter	Apr. 16, 1988	4-5	@ Washington	5:57	17-14
Kelly Miller	Apr. 8, 1989	3-4	vs. Washington	0:51	17-15
Phil Bourque	Apr. 21, 1989	3-4	vs. Pittsburgh	12:08	17-16
Dave Poulin	May 9, 1989	2-1	@ Montreal	5:02	18-16
Karl Dykhuis	May 7, 1995	4-3	vs. Buffalo	10:06	19-16
Eric Desjardins	May 21, 1995	5-4	vs. NY Rangers	7:03	20-16
Kevin Haller	May 22, 1995	4-3	vs. NY Rangers	0:25	21-16
Eric Lindros	June 7, 1995	3-2	@ New Jersey	4:19	22-16
Brian Bellows	Apr. 18, 1996	1-2	vs. Tampa Bay	9:05	22-17
Alexander Selivanov	Apr. 21, 1996	4-5	@ Tampa Bay	2:04	22-18
Dave Lowry	May 9, 1996	3-4	@ Florida	4:06	22-19
Mike Hough	May 12, 1996	1-2	vs. Florida	28:05	22-20
Ed Ronan	May 9, 1997	4-5	vs. Buffalo	6:24	22-21
Michal Grosek	May 1, 1998	2-3	vs. Buffalo	5:40	22-22
Yanic Perreault	Apr. 30, 1999	1-2	@ Toronto	11:51	22-23
Stu Barnes	Apr. 18, 2000	2-3	@ Buffalo	4:42	22-24
Andy Delmore	May 2, 2000	4-3	@ Pittsburgh	11:01	23-24
Keith Primeau	May 4, 2000	2-1	@ Pittsburgh	92:01	24-24

# FLYERS PLAYOFF OVERTIME RESULTS 1967-2010

GOAL SCORER	DATE	SCORE	OPPONENT	TIME	RECORD
Jay McKee	Apr. 14, 2001	3-4	vs. Buffalo	18:02	24-25
Curtis Brown	Apr. 17, 2001	3-4	@ Buffalo	6:13	24-26
Ruslan Fedotenko	Apr. 17, 2002	1-0	vs. Ottawa	7:47	25-26
Martin Havlat	Apr. 26, 2002	1-2	vs. Ottawa	7:33	25-27
Tomas Kaberle	Apr. 14, 2003	3-4	@ Toronto	27:20	25-28
Mark Recchi	Apr. 16, 2003	3-2	@ Toronto	53:54	26-28
Travis Green	Apr. 21, 2003	1-2	@ Toronto	30:51	26-29
Wade Redden	Apr. 29, 2003	2-3	vs. Ottawa	6:43	26-30
Jeremy Roenick	May 4, 2004	3-2	@ Toronto	7:39	27-30
Simon Gagne	May 20, 2004	5-4	vs. Tampa Bay	18:18	28-30
Daniel Briere	Apr. 22, 2006	2-3	@ Buffalo	27:31	28-31
Mike Knuble	Apr. 17, 2008	4-3	vs. Washington	26:40	29-31
Joffrey Lupul	Apr. 22, 2008	3-2	@ Washington	6:06	30-31
Tom Kostopoulos	Apr. 24, 2008	3-4	@ Montreal	0:48	30-32
Bill Guerin	Apr. 17, 2009	2-3	@ Pittsburgh	18:29	30-33
Dan Carcillo	Apr. 18, 2010	3-2	vs. New Jersey	3:35	31-33
Marc Savard	May 1, 2010	4-5	@ Boston	13:52	31-34
Simon Gagne	May 7, 2010	5-4	vs. Boston	14:40	32-34
Claude Giroux	June 2, 2010	4-3	vs. Chicago	5:59	33-34
Patrick Kane	June 9, 2010	4-3	vs. Chicago	4:06	33-35

Longest OT game:

Home: 30:07, April 26, 1977, Boston 5 – FLYERS 4 - Goal scored by Terry O'Reilly

Away: 92:01, May 4, 2000, FLYERS 2 – Pittsburgh 1 - Goal scored by Keith Primeau

Shortest OT game:

Home: 0:23, April 11, 1978, FLYERS 3 – Colorado 2 - Goal scored by Mel Bridgman

Away: 0:37, April 12, 1981, Quebec 4 – FLYERS 3 - Goal scored by Dale Hunter

## FLYERS PLAYOFF OVERTIME RECORD VS. NHL TEAMS

TEAM	HOME			ROAD			OVERALL		
	GP	W	L	GP	W	L	GP	W	L
Boston	4	2	2	3	1	2	7	3	4
Buffalo	4	1	3	4	0	4	8	1	7
Calgary/Atlanta	0	0	0	1	1	0	1	1	0
Chicago	2	1	1	0	0	0	2	1	1
Colorado/Quebec	0	0	0	2	0	2	2	0	2
Dallas/Minnesota	1	1	0	0	0	0	1	1	0
Edmonton	1	1	0	2	1	1	3	2	1
Florida	1	0	1	1	0	1	2	0	2
Montreal	1	1	0	4	2	2	5	3	2
New Jersey/Colorado	2	2	0	1	1	0	3	3	0
NY Islanders	2	1	1	2	0	2	4	1	3
NY Rangers	4	4	0	1	0	1	5	4	1
Ottawa	3	1	2	0	0	0	3	1	2
Pittsburgh	1	0	1	3	2	1	4	2	2
St. Louis	0	0	0	2	1	1	2	1	1
Tampa Bay	2	1	1	1	0	1	3	1	2
Toronto	0	0	0	8	5	3	8	5	3
Washington	3	2	1	2	1	1	5	3	2
<b>TOTALS</b>	<b>31</b>	<b>18</b>	<b>13</b>	<b>37</b>	<b>15</b>	<b>22</b>	<b>68</b>	<b>33</b>	<b>35</b>

# TEAM-BY-TEAM PLAYOFF HISTORY

TEAM	SERIES	W	L	GP	W	L	GF	GA	LAST MTG.	ROUND	RESULT
Boston	5	3	2	27	13	14	79	80	2010	SF	W4-3
Buffalo	8	5	3	43	25	18	124	123	2006	CQF	L2-4
Calgary*	2	1	1	11	7	4	43	28	1981	QF	L3-4
Chicago	2	0	2	10	2	8	30	45	2010	F	L2-4
Colorado	2	2	0	11	7	4	39	29	1985	CF	W4-2
Dallas**	2	2	0	11	8	3	41	26	1980	SF	W4-1
Detroit	1	0	1	4	0	4	6	16	1997	F	L0-4
Edmonton	3	1	2	15	7	8	44	49	1987	F	L3-4
Florida	1	0	1	6	2	4	11	15	1996	CSF	L2-4
Montreal	6	3	3	31	15	16	89	93	2010	CF	W4-1
New Jersey***	5	3	2	25	15	10	64	59	2010	CQF	W4-1
NY Islanders	4	3	1	25	14	11	83	69	1987	DF	W4-3
NY Rangers	10	6	4	47	27	20	157	153	1997	CF	W4-1
Ottawa	2	0	2	11	3	8	12	28	2003	CSF	L2-4
Pittsburgh	5	3	2	29	15	14	91	89	2009	CQF	L2-4
St. Louis	2	0	2	11	3	8	20	34	1969	QF	L0-4
Tampa Bay	2	1	1	13	7	6	45	34	2004	CF	L3-4
Toronto	6	5	1	36	22	14	119	85	2004	CSF	W4-2
Vancouver	1	1	0	3	2	1	15	9	1979	PR	W2-1
Washington	4	2	2	23	11	12	78	85	2008	CQF	W4-3

\*INCLUDES SERIES VS. ATLANTA FLAMES

\*\*INCLUDES SERIES VS. MINNESOTA NORTH STARS

\*\*\*INCLUDES SERIES VS. COLORADO ROCKIES

PR - INDICATES PRELIMINARY ROUND

DSF - INDICATES DIVISION SEMIFINAL

DF - INDICATES DIVISION FINAL

CQF - INDICATES CONFERENCE QUARTERFINAL

CSF - INDICATES CONFERENCE SEMIFINAL

QF - INDICATES QUARTERFINAL

SF - INDICATES SEMIFINAL

CF - INDICATES CONFERENCE FINAL

F - INDICATES FINAL

# PLAYOFF SERIES HISTORY VS. EACH TEAM

TEAM	YEAR	SERIES	WINNER	W	L	GF	GA
Boston	1974	Stanley Cup Final	Flyers	4	2	15	13
	1976	Semifinals	Flyers	4	1	19	12
	1977	Semifinals	Bruins	0	4	8	14
	1978	Semifinals	Bruins	1	4	15	21
	*2010	Conf. Semifinals	Flyers	4	3	22	20
Buffalo	1975	Stanley Cup Final	Flyers	4	2	19	12
	1978	Quarterfinals	Flyers	4	1	16	11
	1995	Conf. Quarterfinals	Flyers	4	1	18	13
	1997	Conf. Semifinals	Flyers	4	1	21	13
	1998	Conf. Quarterfinals	Sabres	1	4	9	18
	2000	Conf. Quarterfinals	Flyers	4	1	14	8
	2001	Conf. Quarterfinals	Sabres	2	4	13	21
Calgary	2006	Conf. Quarterfinals	Sabres	2	4	14	27
	1974	Quarterfinals	Flyers	4	0	17	6
Chicago	1981	Quarterfinals	Flames	3	4	26	22
	1971	Quarterfinals	Blackhawks	0	4	8	20
Colorado	2010	Stanley Cup Final	Blackhawks	2	4	22	25
	1981	Prelimin. Round	Flyers	3	2	22	17
	1985	Conf. Finals	Flyers	4	2	17	12
Dallas/ Minnesota	1973	Quarterfinals	Flyers	4	2	14	12
Detroit	1980	Semifinals	Flyers	4	1	27	14
	1997	Finals	Red Wings	0	4	6	16
Edmonton	1980	Prelimin. Round	Flyers	3	0	12	6
	1985	Stanley Cup Final	Oilers	1	4	14	21
	1987	Stanley Cup Final	Oilers	3	4	18	22
Florida	1996	Conf. Semifinals	Panthers	2	4	11	15
Montreal	1973	Semifinals	Canadiens	1	4	13	19
	1976	Stanley Cup Final	Canadiens	0	4	9	14
	1987	Cont. Finals	Flyers	4	2	22	22
	1989	Conf. Finals	Canadiens	2	4	8	17
	2008	Conf. Semifinals	Flyers	4	1	20	14
	2010	Conf. Finals	Flyers	4	1	17	7
New Jersey	1978	Prelimin. Round	Flyers	2	0	6	3
	1995	Conf. Finals	Devils	2	4	14	20
	2000	Conf. Finals	Devils	3	4	15	18
	2004	Conf. Quarterfinals	Flyers	4	1	14	9
	2010	Conf. Quarterfinals	Flyers	4	1	15	9
NY Islanders	1975	Semifinals	Flyers	4	3	19	16
	1980	Stanley Cup Final	Islanders	2	4	25	26
	1985	Division Finals	Flyers	4	1	16	11
NY Rangers	1987	Division Finals	Flyers	4	3	23	16
	1974	Semifinals	Flyers	4	3	22	17
	1979	Quarterfinals	Rangers	1	4	8	28
	1980	Quarterfinals	Flyers	4	1	14	7
	1982	Division Semifinals	Rangers	1	3	15	19
	1983	Division Semifinals	Rangers	0	3	9	18
	1985	Division Semifinals	Flyers	3	0	14	10
	1986	Division Semifinals	Rangers	2	3	15	18



## PLAYOFF SERIES HISTORY VS. EACH TEAM

TEAM	YEAR	SERIES	WINNER	W	L	GF	GA
Ottawa	1987	Division Semifinals	Flyers	4	2	22	13
	1995	Conf. Semifinals	Flyers	4	0	18	10
	1997	Conf. Finals	Flyers	4	1	20	13
	2002	Conf. Quarterfinals	Senators	1	4	2	11
Pittsburgh	2003	Conf. Semifinals	Senators	2	4	10	17
	1989	Division Finals	Flyers	4	3	31	24
	1997	Conf. Quarterfinals	Flyers	4	1	20	13
	2000	Conf. Semifinals	Flyers	4	2	15	14
St. Louis	2008	Conf. Finals	Penguins	1	4	9	20
	2009	Conf. Quarterfinals	Penguins	2	4	16	18
	1968	Quarterfinals	Blues	3	4	17	17
	1969	Quarterfinals	Blues	0	4	3	17
Tampa Bay	1996	Conf. Quarterfinals	Flyers	4	2	26	13
	2004	Conf. Finals	Lightning	3	4	19	21
Toronto	1975	Quarterfinals	Flyers	4	0	15	6
	1976	Quarterfinals	Flyers	4	3	33	23
	1977	Quarterfinals	Flyers	4	2	19	18
	1999	Conf. Quarterfinals	Maple Leafs	2	4	11	9
	2003	Conf. Quarterfinals	Flyers	4	3	24	16
	2004	Conf. Semifinals	Flyers	4	2	17	13
Vancouver	1979	Prelimin. Round	Flyers	2	1	15	9
Washington	1984	Division Semifinals	Capitals	0	3	5	15
	1988	Division Semifinals	Capitals	3	4	25	31
	1989	Division Semifinals	Flyers	4	2	25	19
	2008	Conf. Quarterfinals	Flyers	4	3	23	20

*\*Flyers overcame an 0-3 series deficit to win the series 4 games to 3, becoming the fourth team in pro sports history and third team in NHL history to do so.*

# FLYERS PLAYOFFS 1967-2010

## FLYERS PLAYOFF PENALTY SHOTS - 1967-2010

PLAYER	DATE	OPPONENT	HOME/AWAY	GOALTENDER	RESULT
Bill Barber	May 7, 1975	NY Islanders	Away	Glenn Resch	No Goal
Ron Sutter	May 28, 1985	Edmonton	Away	Grant Fuhr	No Goal
Dave Poulin	May 30, 1985	Edmonton	Away	Grant Fuhr	No Goal
Eric Lindros	May 11, 1997	Buffalo	Away	Steve Shields	Goal
Eric Desjardins	April 16, 2000	Buffalo	Away	Dominik Hasek	No Goal
Mark Recchi	April 11, 2001	Buffalo	Home	Dominik Hasek	No Goal
Mike Richards	April 15, 2008	Washington	Home	Cristobal Huet	Goal
Ville Leino	May 12, 2010	Boston	Home	Tuukka Rask	No Goal

## PLAYOFF PENALTY SHOTS VS. FLYERS - 1967-2010

PLAYER	DATE	OPPONENT	HOME/AWAY	GOALTENDER	RESULT
Mats Sundin	April 22, 1999	Toronto	Away	John Vanbiesbrouck	No Goal
Robert Reichel	April 21, 2003	Toronto	Away	Roman Cechmanek	No Goal
Derek Roy	April 28, 2006	Buffalo	Home	Robert Esche	No Goal
Andrei Kostitsyn	April 24, 2008	Montreal	Away	Martin Biron	No Goal

## FLYERS PLAYOFF HAT TRICKS - 1967-2010

YEAR	PLAYER	DATE	SCORE	GOALTENDER(S)
1967-68	R. Paernent	April 13	St. Louis 1 at FLYERS 6	G. Hall
1973-74	R. MacLeish (a)	April 11	Atlanta 1 at FLYERS 5	P. Myre
1974-75	R. MacLeish	April 13	Toronto 3 at FLYERS 6	G. McRae
	R. MacLeish	May 13	NY Islanders 1 at FLYERS 4	G. Reach
1975-76	D. Saleski	April 20	Toronto 1 at FLYERS 7	W. Thomas
	R. Leach(b)	May 6	Boston 3 at FLYERS 6	G. Gilbert
1979-80	B. Barber(c)	May 4	FLYERS 5 at Minnesota 3	G. Meloche
	P. Holmgren	May 15	NY Islanders 3 at FLYERS 8	B. Smith(2), G. Resch
1980-81	B. Barber	April 9	Quebec 5 at FLYERS 8	D. Bouchard
	B. Propp(a)	April 22	Calgary 4 at FLYERS 9	P. Riggan
1984-85	T. Kerr(a,c)	April 13	FLYERS 6 at NY Rangers 5	G. Hanlon
	B. Propp(a)	April 21	NY Islanders at FLYERS 5	B. Smith
1985-86	P. Zezel	April 14	FLYERS 7 at NY Rangers 1	J. Vanbiesbrouck
1986-87	T. Kerr	April 20	NY Islanders 2 at FLYERS 4	K. Hrudey
	P. Eklund	May 10	FLYERS 6 at Montreal 3	B. Hayward(1), P. Roy (2)
1988-89	T. Kerr(a)	April 19	FLYERS 4 at Pittsburgh 2	T. Barrasso
1994-95	J. LeClair	May 21	NY Rangers 4 at FLYERS 5 (OT)	M. Richter
1996-97	E. Lindros	May 20	FLYERS 6 at NY Rangers 3	M. Richter (2), ENG(1)
1999-00	A. Delmore	May 7	Pittsburgh 3 at FLYERS 6	R. Tugnutt (2), P. Skudra (1)
2003-04	K. Primeau	May 2	Toronto 2 at FLYERS 7	E. Belfour (2), T. Kidd (1)

(a) NATURAL HAT TRICK, (b) FIVE GOALS, (c) FOUR GOALS

## FLYERS PLAYOFF HAT TRICKS AGAINST - 1967-2010

YEAR	PLAYER	DATE	SCORE	GOALTENDER(S)
1970-71	J. Pappin	April 11	Chicago 6 at FLYERS 2	B. Gamble
1975-76	D. Sittler(a)	April 22	FLYERS 5 at Toronto 8	B. Parent
1976-77	L. McDonald(b)	April 17	FLYERS 6 at Toronto 5	W. Stephenson
1979-80	R. Duguay	April 20	FLYERS 2 at NY Rangers 4	P. Peters
1984-85	W. Gretzky	May 25	FLYERS 3 at Edmonton 4	P. Lindbergh
1988-89	M. Lemieux(a)	April 25	FLYERS 7 at Pittsburgh 10	R. Hextall(4), ENG(1)
1996-97	W. Gretzky	May 18	NY Rangers 5 at FLYERS 4	G. Snow
2002-03	A. Mogilny	April 9	Toronto 5 at FLYERS 3	R. Cechmanek(2), ENG(1)
2005-06	J.P. Dumont	April 24	FLYERS 2 at Buffalo 8	R. Esche(2), A. Niittymaki(1)
	J. Pominville	April 24	FLYERS 2 at Buffalo 8	R. Esche(1), A. Niittymaki(2)

(a) FIVE GOALS, (b) FOUR GOALS

# FLYERS PLAYOFFS 1967-2010

## FLYERS PLAYOFF SHUTOUTS - 1967-2010

YEAR	DATE	OPPONENT	SCORE	FLYERS GOALTENDER
1973	April 8	Minnesota	3-0	Favell
1974	April 20	NY RANGERS	4-0	Parent
	May 19	BOSTON	1-0	Parent
1975	April 15	TORONTO	3-0	Parent
	April 17	Toronto	2-0	Parent
	April 29	NY ISLANDERS	4-0	Stephenson
	May 4	NY Islanders	1-0	Parent
	May 27	Buffalo	2-0	Parent
1977	April 19	TORONTO	2-0	Stephenson
1980	April 19	NY Rangers	3-0	Peeters
	May 1	MINNESOTA	7-0	Myre
1981	April 16	Calgary	4-0	St. Croix
1985	April 18	NY ISLANDERS	3-0	Lindbergh
	April 28	NY ISLANDERS	1-0	Lindbergh
	May 16	QUEBEC	3-0	Lindbergh
1987	April 11	NY RANGERS	3-0	Hextall
	April 16	NY RANGERS	5-0	Hextall
1999	April 22	Toronto	3-0	Vanbiesbrouck
2000	April 16	Buffalo	2-0	Boucher
2002	April 17	OTTAWA	1-0 (OT)	Cechmanek
2003	April 27	Ottawa	2-0	Cechmanek
	May 1	OTTAWA	1-0	Cechmanek
2004	April 14	New Jersey	3-0	Esche
2008	April 13	Washington	2-0	Biron
2009	April 23	Pittsburgh	3-0	Biron
2010	April 22	New Jersey	3-0	Boucher
	May 10	Boston	4-0	Boucher/Leighton
	May 16	MONTREAL	6-0	Leighton
	May 18	MONTREAL	3-0	Leighton
	May 22	Montreal	3-0	Leighton

## HOME GAMES IN CAPS

## FLYERS PLAYOFF SHUTOUTS AGAINST - 1967-2010

YEAR	DATE	OPPONENT	SCORE	OPPOSING GOALTENDER
1967-68	April 4	ST. LOUIS	1-0	G. Hall
1968-69	April 3	St. Louis	5-0	J. Plante
	April 5	ST. LOUIS	3-0	J. Plante
1972-73	April 4	MINNESOTA	3-0	C. Maniago
	April 7	Minnesota	5-0	C. Maniago
1976-77	May 1	Boston	3-0	G. Cheevers
1978-79	April 22	NY Rangers	6-0	J. Oavidson
1980-81	April 11	Quebec	2-0	D. Bouchard
1986-87	April 8	NY RANGERS	3-0	J. Vanbiesbrouck
1988-89	May 3	Montreal	3-0	P. Roy
	May 7	MONTREAL	3-0	P. Roy
1995-96	May 2	FLORIDA	2-0	J. Vanbiesbrouck
1998-99	May 2	TORONTO	1-0	C. Joseph
1999-00	April 27	PITTSBURGH	2-0	R. Tugnut
2000-01	April 21	Buffalo	8-0	D. Hasek
2001-02	April 20	OTTAWA	3-0	P. Lalime
	April 22	Ottawa	3-0	P. Lalime
	April 24	Ottawa	3-0	P. Lalime
2005-06	April 30	Buffalo	3-0	R. Miller
2007-08	May 18	Pittsburgh	6-0	M. Fleury

## HOME GAMES IN CAPS

# STANLEY CUP PLAYOFF FORMAT

The National Hockey League's 30 clubs are aligned into two conferences, each consisting of three divisions (Eastern Conference: Atlantic, Northeast, Southeast, Western Conference: Central, Northwest, Pacific). The number of teams qualifying for the 2010 Stanley Cup Playoffs will be 16.

First-round playoff berths will be awarded to the first-place team in each division, as well as to the next five-best teams (based on regular-season point totals in each conference). The three division winners in each conference will be seeded first through third (in order of points) and the next five-best teams (in order of points) will be seeded fourth through eighth. In each conference, the team seeded #1 will play the team seeded #8, #2 vs. #7, #3 vs. #6 and #4 vs. #5 in the Conference Quarterfinal round. Home-ice in the Conference Quarterfinals is granted to those teams seeded first through fourth in each conference.

In the Conference Semifinals and Conference Finals, teams will be re-seeded according to the same criteria as the Conference Quarterfinals (division leaders will be seeded first and granted home-ice advantage while the remaining teams will be seeded in order of regular-season points).

Home-ice advantage in the Stanley Cup series will be determined by points. All series remain best-of-seven.

## CONFERENCE QUARTERFINALS (SERIES A-H)

The six regular-season division champions will be ranked in the first three positions in their respective conferences, the clubs with the greatest number of points being ranked first in their respective conferences. The remaining five playoff clubs in each conference will be ranked based on regular-season points. The following are matchups based on the rankings.

### EASTERN CONFERENCE

Series A #1 (Division Winner) vs. #8  
Series B #2 (Division Winner) vs. #7  
Series C #3 (Division Winner) vs. #6  
Series D #4 vs. #5

### WESTERN CONFERENCE

Series E #1 (Division Winner) vs. #8  
Series F #2 (Division Winner) vs. #7  
Series G #3 (Division Winner) vs. #6  
Series H #4 vs. #5

## CONFERENCE SEMIFINALS (SERIES I-L)

- If one division winner is eliminated in the Conference Quarterfinals: The remaining division winners would be seeded first and second, followed by the two remaining clubs in order of regular-season points. The #1 seed would face the club with the fewest regular-season points, while the other two clubs would meet.
- If two division winners are eliminated in the Conference Quarterfinals: The remaining division winner would be seeded first, followed by the three remaining clubs in order of regular-season points. The #1 seed would face the club with the fewest regular-season points, while the other two clubs would meet.
- If all three division winners are eliminated in the Conference Quarterfinals: The remaining clubs would be ranked in order of regular-season points. The remaining teams with the most regular-season points would be seeded first, followed by the three remaining teams. The #1 seed would face the #4, while the #2 and #3 clubs would meet.
- If a division winner meets a non-division winner which compiled more regular-season points: The division winner would receive home-ice advantage.

## CONFERENCE FINALS (SERIES M AND N)

The same criteria used in the selection of order for the Conference Quarterfinals (advancing division winners, followed by remaining clubs based on regular-season points) again will be in effect. The following are possible scenarios:

- If a division winner meets a non-division winner which compiled more regular-season points: The division winner would receive home-ice advantage.
- If Conference Semifinal series end early: Start dates for the Conference Finals may be moved up depending on a number of factors, including building availability and travel schedules.

## STANLEY CUP FINAL (SERIES O)

The Eastern Conference and Western Conference champions will meet in the Stanley Cup series. Home-ice will be determined by the greater number of regular-season points. Games will be played on a 2-2-1-1-1 basis.



3601 S. BROAD ST.  
PHILADELPHIA, PA 19148  
215.218.PUCK(7825)  
PHILADELPHIAFLYERS.COM

Comcast  
SPECTACULAR

PhiladelphiaFlyers.com

WELLS FARGO  
CENTER